Georgia Power

Plant McIntosh Ash Pond 1

Permit No. 051-011D(CCR)
Effingham County

2026 SEMIANNUAL GROUNDWATER MONITORING AND CORRECTIVE ACTION REPORT

Atlantic Coast Consulting, Inc.

PROFESSIONAL CERTIFICATION

This *2026 Semiannual Groundwater Monitoring and Corrective Action Report, Georgia Power Company – Plant McIntosh Ash Pond 1* has been prepared in compliance with the United States Environmental Protection Agency Coal Combustion Residuals Rule (40 Code of Federal Regulations [CFR] 257 Subpart D), specifically § 257.90(e), and the Georgia Environmental Protection Division Rules for Solid Waste Management 391-3-4-.10 by a qualified groundwater scientist or engineer with Atlantic Coast Consulting, Inc. (ACC). I hereby certify that I am a qualified groundwater scientist, in accordance with the Georgia Rules for Solid Waste Management 391-3-4-.01.

ATLANTIC COAST CONSULTING, INC.

Charles B. Adams, P.G.
Project Manager
Date: August 31, 2026

Chad Hall, PhD, P.E.
Senior Professional Engineer
Date: August 31, 2026

SUMMARY

This summary of the *2026 Semiannual Groundwater Monitoring and Corrective Action Report* provides the groundwater monitoring and corrective action program status from January through June 2026 for Georgia Power Company (Georgia Power) Plant McIntosh Ash Pond 1 (the Site or AP-1). This summary was prepared by Atlantic Coast Consulting, Inc. (ACC) on behalf of Georgia Power to meet the requirements listed in Part A, Section 6[1] of the United States Environmental Protection Agency (US EPA) Coal Combustion Residuals (CCR) Rule (40 Code of Federal Regulations [CFR] 257 Subpart D).

Plant McIntosh is located at 981 Old Augusta Central Road, approximately 4 miles northeast of the City of Rincon, in Effingham County, Georgia. AP-1 is located on the eastern portion of the Plant McIntosh property. The Georgia Environmental Protection Division (EPD) approved the CCR permit 051-011D(CCR) for the Site on February 6, 2020. The Site has been closed by removal of CCR material.

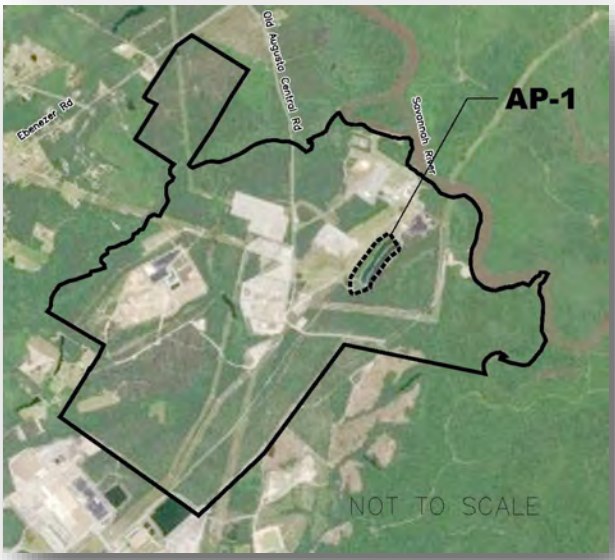

Plant McIntosh and Ash Pond 1 (AP-1)

Groundwater at the Site is monitored using a comprehensive monitoring system of wells installed to meet federal and state monitoring requirements. Routine sampling and reporting began after background groundwater conditions were established between May 2016 and April 2017. Based on groundwater conditions at the Site, an assessment monitoring program was established on January 15, 2018. An Alternate Source Demonstration (ASD) completed in January 2019 and a November 2019 supplemental presented lines of evidence demonstrating that statistically significant levels (SSL) of cobalt and lithium in groundwater were not due to a release from the unit. In response to the cobalt and lithium 2018 ASD and 2019 Supplemental ASD, Georgia EPD provided a letter of non-concurrence on September 20, 2024 (Georgia EPD, 2024). Georgia EPD noted that if further information becomes available, Georgia Power may provide updated information to support an ASD but requested Georgia Power initiate an Assessment of Corrective Measures (ACM). Though cobalt is no longer an SSL, a Notice of Initiation of Assessment of Corrective Measures was placed in the Operating Record on December 19, 2024. The ACM report for lithium was submitted to Georgia EPD May 16, 2025. During this January through June 2026 semiannual reporting period, the Site remained in assessment monitoring.

During the reporting period, ACC conducted semiannual sampling events in February 2026. Groundwater samples were submitted to Eurofins Environment Testing America (Eurofins) for analysis. Per the CCR Rule, groundwater results for February 2026 data were evaluated

[1] 80 FR 21468, Apr. 17, 2015, as amended at 81 FR 51807, Aug. 5, 2016; 83 FR 36452, July 30, 2018; 85 FR 53561, Aug. 28, 2020

in accordance with the certified statistical methods. Those evaluations showed statistical significance for Appendix III[2] and Appendix IV[3] parameters in wells as summarized in the table below.

Appendix III Parameter	February 2026
Boron	MGWC-1, MGWC-2, MGWC-3, MGWC-7, MGWC-8
Chloride	MGWC-1, MGWC-2, MGWC-8
Fluoride	MGWC-7, MGWC-8, MGWC-12
Sulfate	MGWC-1, MGWC-2, MGWC-3, MGWC-7, MGWC-8
TDS	MGWC-1, MGWC-2, MGWC-7, MGWC-8
Appendix IV Parameter	**February 2026**
Lithium	MGWC-7

Based on review of the Appendix III and Appendix IV statistical results completed for the groundwater monitoring and corrective action program from January through June 2026, the Site will continue in assessment monitoring. Georgia Power will continue routine groundwater monitoring and reporting at the Site. Reports will be posted to Georgia Power's website and provided to the Georgia EPD semiannually.

[2] Boron, calcium, chloride, fluoride, pH, sulfate, and total dissolved solids (TDS)
[3] Antimony, arsenic, barium, beryllium, cadmium, chromium, cobalt, fluoride, lead, lithium, mercury, molybdenum, selenium, thallium, and radium 226 + 228

TABLE OF CONTENTS

Section Page No.

1.0 INTRODUCTION 1
1.1 Site Description and Background 1
1.2 Regional Geology and Hydrogeologic Setting 1
1.3 Groundwater Monitoring System and CCR Unit Description 1
2.0 GROUNDWATER MONITORING ACTIVITIES 2
2.1 Monitoring Well Installation and Maintenance 2
2.2 Assessment Monitoring 2
2.3 Additional Sampling 2
3.0 SAMPLE METHODOLOGY & ANALYSIS 3
3.1 Groundwater Flow Direction, Gradient, and Velocity 3
3.2 Groundwater Sampling 3
3.3 Laboratory Analyses 4
3.4 Quality Assurance and Quality Control 4
4.0 STATISTICAL ANALYSIS 5
4.1 Statistical Analysis Methods 5
4.1.1 Appendix III Statistical Methods 5
4.1.2 Appendix IV Statistical Methods 5
4.2 Statistical Analysis Results 6
4.2.1 Semiannual Appendix III Statistical Results 6
4.2.2 Semiannual Appendix IV Statistical Results 6
5.0 NATURE AND EXTENT 7
6.0 MONITORING PROGRAM STATUS 7
6.1 Assessment Monitoring Status 7
6.2 Assessment of Corrective Measures 7
6.3 Annual Potable Well Survey 7
7.0 CONCLUSIONS & FUTURE ACTIONS 8
8.0 REFERENCES 9

Tables

Table 1 – Monitoring Well Network Summary
Table 2 – Groundwater Event Summary
Table 3 – Summary of Groundwater Elevations
Table 4 – Horizontal Groundwater Flow Velocity Calculations – February 2026
Table 5 – Groundwater Analytical Data Summary – February 2026
Table 6 – Statistical Method Summary
Table 7 – Summary of Background Levels and GWPS

Figures

Figure 1 – Site Location Map
Figure 2 – CCR Removal Map
Figure 3 – Well Location Map
Figure 4 – Potentiometric Contour Map – February 2026

Appendices

Appendix A – Groundwater Monitoring Well Installation Report
Appendix B – Laboratory Analytical and Field Sampling Reports
Laboratory Analytical and Field Sampling Reports – February 2026 Monitoring Event
Appendix C – Statistical Analysis Reports
Statistical Analysis Reports – February 2026 Monitoring Event
Appendix D – Semiannual Remedy Selection and Design Progress Report
Appendix E – Annual Potable Well Survey

1.0 INTRODUCTION

In accordance with the United States Environmental Protection Agency (US EPA) Coal Combustion Residuals (CCR) Rule (40 Code of Federal Regulations [CFR] 257 Subpart D) and the Georgia Environmental Protection Division (EPD) Rules for Solid Waste Management 391-3-4-.10, Atlantic Coast Consulting, Inc. (ACC) has prepared this *2026 Semiannual Groundwater Monitoring and Corrective Action Report* to document groundwater monitoring activities conducted at Georgia Power Company's (Georgia Power) Plant McIntosh Ash Pond 1 (the Site or AP-1). To specify groundwater monitoring requirements, Georgia EPD Rule 391-3-4-.10(6)(a) incorporates by reference the US EPA CCR Rule 40 CFR § 257 Subpart D. For ease of reference, the US EPA CCR Rules are cited within this report.

A permit application to comply with Georgia EPD Rules was submitted in November 2018 and was approved in February 2020. A request for minor modification was submitted to Georgia EPD August 6, 2024 for the five-year permit review in accordance with the Georgia EPD Rules for Solid Waste Management Chapter, 391-3-4-.02(1). This minor modification was approved by Georgia EPD in a letter dated October 17, 2024. Monitoring for the CCR Unit is performed in accordance with the permit monitoring requirements [Georgia EPD Permit No. 051-011D(CCR), 40 CFR § 257.90 through 257.91 and § 257.93 through 257.95 of the Federal CCR Rule, and the Georgia EPD Rules for Solid Waste Management 391-3-4-.10(6)(a)].

This report documents activities completed for the groundwater monitoring program from January through June 2026 in accordance with 40 CFR § 257.90(e). This report includes results of the semiannual assessment monitoring events conducted in February 2026.

1.1 Site Description and Background

Plant McIntosh is located at 981 Old Augusta Central Road, in Effingham County, Georgia, approximately 4 miles northeast of the City of Rincon, and 20 miles north of the City of Savannah. The plant is situated on approximately 2,300 acres (Figure 1, Site Location Map) west of the Savannah River. AP-1 is located on the eastern portion of the plant property.

All CCR material has been removed from Plant McIntosh AP-1. In a letter dated October 5, 2021, Georgia EPD acknowledged that all CCR removal activities had been completed at the Site. The former waste placement area of the Site has been graded and restored.

1.2 Regional Geology and Hydrogeologic Setting

Plant McIntosh is located in the Atlantic Coastal Plain Physiographic Province and situated on sediments that were deposited from the Cretaceous to Pleistocene periods. Regional lithology consists of stratified marine deposits and materials eroded from crystalline rock of the Piedmont Physiographic Province. Boring logs describe soils as interbedded clays, silts, and sands typical of Atlantic Coastal Plain sediments.

Monitoring wells and piezometers are screened in the surficial aquifer between approximately 30 and -20 feet North American Vertical Datum of 1988 (NAVD88). The predominant groundwater flow direction across Plant McIntosh is to the east.

1.3 Groundwater Monitoring System and CCR Unit Description

Pursuant to 40 CFR § 257.91, a groundwater monitoring system was installed within the uppermost aquifer at AP-1. The monitoring system is designed to monitor groundwater passing

the waste boundary of the CCR Unit within the uppermost aquifer. The CCR Unit included four cells (Cell A through Cell D). Each of these cells has been closed by removal of CCR. CCR removal has been certified as complete, and the area has been graded and restored. A figure depicting the former cell layout is provided as Figure 2, CCR Removal Map. Figure 3, Well Location Map, shows the monitoring well locations. Wells were installed to serve as upgradient and downgradient monitoring points based on groundwater flow direction (Table 1, Monitoring Well Network Summary).

2.0 GROUNDWATER MONITORING ACTIVITIES

Pursuant to 40 CFR § 257.90(e), the following describes monitoring-related activities performed from January through June 2026 and discusses any change in status of the monitoring program. All groundwater sampling was performed in accordance with 40 CFR § 257.93. Samples were collected in February 2026 from each detection and assessment well in the certified monitoring system shown on Figure 3.

2.1 Monitoring Well Installation and Maintenance

As discussed in the 2025 Semiannual Remedy Selection and Design Progress Report, a monitoring well was installed downgradient of MGWC-7 to refine the understanding of current groundwater flow direction and support lithium delineation. This well is designated as MGWC-25 and the installation documentation report is provided as Appendix A, Groundwater Monitoring Well Installation Report. There were no other changes to the groundwater monitoring system during the semiannual reporting period depicted in Figure 3.

Monitoring wells are inspected semiannually to determine if any repairs or corrective actions are necessary to meet the requirements of the Georgia Water Well Standards Act (Official Code of Georgia Annotated § 12-5-134(5)(d)(vii)). Well inspections and maintenance are performed under the direction of a professional geologist or engineer registered in the State of Georgia. Monitoring well related inspection activities were limited to the following: visual inspection of well conditions prior to sampling, recording the Site conditions, and performing exterior maintenance necessary for sampling under safe and clean conditions. Any issues identified in well inspection checklists are addressed prior to the next monitoring event. In February 2026, monitoring wells were inspected, and no necessary maintenance items were identified as documented in Appendix B, Laboratory Analytical and Field Sampling Reports.

2.2 Assessment Monitoring

Based on results of the *2017 Annual Groundwater and Corrective Action Monitoring Report*, Georgia Power initiated an assessment monitoring program on January 15, 2018. A notice of assessment monitoring was placed in the Operating Record on May 15, 2018. Detection and assessment wells were sampled for Appendix III and Appendix IV parameters in February 2026 as part of the semiannual assessment monitoring event. A summary of groundwater sampling events completed during the semiannual reporting period is provided in Table 2, Groundwater Event Summary. Field and laboratory reporting of sampling activities are provided in Appendix B.

2.3 Additional Sampling

Additional geochemical analytical data was collected during the February 2026 event, including major cations, total alkalinity, bicarbonate alkalinity and carbonate alkalinity for evaluation purposes only. Groundwater samples were collected from MGWC-19, MGWC-20, and MGWC-25

during the February 2026 event for delineation purposes following initiation of Assessment of Corrective Measures (ACM) effort (discussed further in report Section 5.0). A second background sampling event was conducted for MGWC-25 on May 27, 2026, as summarized on Table 2. Laboratory analysis and data validation for MGWC-25 during the May 2026 event will be reported in the annual groundwater monitoring and corrective action report.

3.0 SAMPLE METHODOLOGY & ANALYSIS

The following subsections describe the methods used to conduct groundwater monitoring at the Site.

3.1 Groundwater Flow Direction, Gradient, and Velocity

Prior to each sampling event, groundwater levels were measured and recorded to the nearest 0.01 foot within a 24-hour period from the certified well network and piezometers at the Site. Groundwater levels recorded during the monitoring event is summarized in Table 3, Summary of Groundwater Elevations. Groundwater levels and top of casing elevations were used to calculate groundwater elevations and develop the potentiometric surface elevation contour map provided in Figure 4, Potentiometric Contour Map – February 2026. The general direction of groundwater flow across AP-1 is predominately toward the east. The groundwater flow patterns observed during the February 2026 monitoring event is consistent with historical observations.

The horizontal groundwater flow velocity at the Site was calculated using a derivation of Darcy's Law.

Specifically:

Equation

$$v = \frac{K(i)}{ne}$$

where:
v = groundwater velocity
K = hydraulic conductivity
i = hydraulic gradient
ne = effective porosity

Groundwater flow velocities were calculated for the Site based on hydraulic gradients, average hydraulic conductivity based on previous slug test data, and an estimated effective porosity of 0.20 (based on the default value for silty sands, US EPA, 1989). The groundwater flow velocity has been calculated and is tabulated on Table 4, Horizontal Groundwater Flow Velocity Calculations – February 2026. The average calculated flow velocity was 0.036 feet per day during the February 2026 event.

This calculated groundwater velocity across the Site is generally consistent with historical calculations and within expected velocities in the Site-specific geology, therefore confirming the groundwater monitoring network is properly located to monitor the uppermost aquifer.

3.2 Groundwater Sampling

Groundwater samples were collected using low-flow sampling procedures in accordance with 40 CFR § 257.93(a). Purging and sampling was performed using either a peristaltic pump or non-dedicated QED bladder pump. In all cases, pump intakes were located at the midpoint of the well screen (or as appropriate determined by the water level). All non-disposable equipment was decontaminated before use and between well locations using as a guide the procedures

described in the latest version of the Region IV US EPA Lab Services and Applied Science Division (LSASD) Operating Procedure for Field Equipment Cleaning and Decontamination (US EPA, 2025).

An AquaTroll multiparameter sonde (In-Situ field instrument) was used to monitor and record field water quality parameters (pH, specific conductance, oxidation-reduction potential [ORP], dissolved oxygen [DO], and temperature) during well purging prior to sampling. Turbidity was measured using a Hach 2100Q portable turbidity meter. Groundwater samples were collected when the following stabilization criteria were met:

- ± 0.1 standard units for pH
- ± 5% for specific conductance
- ± 10% or 0.2 milligrams per Liter (mg/L), whichever is greater, for DO where DO > 0.5 mg/L. No stabilization criterion applies if DO < 0.5 mg/L
- Turbidity measurements less than 5 nephelometric turbidity units (NTUs)

Once parameter stabilization was achieved, samples were collected directly into appropriately preserved laboratory-supplied sample containers. Sample bottles were placed in ice-packed coolers and submitted to Eurofins Environment Testing America (Eurofins) following chain-of-custody protocol. Stabilization logs for each well during each monitoring event are included in Appendix B.

3.3 Laboratory Analyses

Laboratory analyses were performed by Eurofins. Eurofins is accredited by the National Environmental Laboratory Accreditation Program (NELAP) and maintains a NELAP certification for all parameters analyzed for this project. In addition, Eurofins is certified to perform analysis by the State of Georgia. Laboratory reports including analytical methods and chain-of-custody records for the monitoring event are presented in Appendix B.

Analytical data collected during the semiannual reporting period are summarized in Table 5, Groundwater Analytical Data Summary – February 2026. Additional geochemical analytical data collected during February 2026 are also summarized in Table 5.

3.4 Quality Assurance and Quality Control

During each sampling event, quality assurance/quality control (QA/QC) samples are collected at a rate of at least one set of QA/QC equipment rinsate blanks per every 10 samples and at least one set of QA/QC field blanks and field duplicate samples per every 20 samples. QA/QC sample data were evaluated during data validation and are included in Appendix B.

Groundwater quality data in this report were validated in accordance with US EPA guidance (US EPA, 2011) and the analytical methods. Data validation generally consisted of reviewing sample integrity, holding times, laboratory method blanks, laboratory control samples, matrix spike/matrix spike duplicate recoveries and relative percent differences (RPDs), post digestion spikes, laboratory and field duplicate RPDs, field and equipment blanks, and reporting limits. The validated data meet project objectives and the associated data validation reports are provided in Appendix B, along with the laboratory reports.

Values followed by a "J" flag on Table 5 indicate that the value is an estimated parameter concentration detected between the method detection limit (MDL) and the laboratory reporting limit. The estimated value is positively identified but is below the lowest level that can be reliably

achieved within specified limits of precision and accuracy under routine laboratory operating conditions.

4.0 STATISTICAL ANALYSIS

Groundwater monitoring data collected during the February 2026 semiannual assessment monitoring event were statistically analyzed by Groundwater Stats Consulting, LLC pursuant to 40 CFR § 257.95 following the Professional Engineer-certified statistical method. Appendix III detection monitoring parameters were statistically analyzed to determine if parameters have returned to background levels. Appendix IV assessment monitoring parameters were evaluated to determine if concentrations statistically exceeded the established groundwater protection standard (GWPS). Statistical analysis methods and results are provided in Appendix C, Statistical Analysis Reports. The following subsections and Table 6, Statistical Method Summary, provide an overview of the statistical method used to evaluate Appendix III and IV parameters and statistical analyses results.

4.1 Statistical Analysis Methods

The Sanitas groundwater statistical software was used to perform the statistical analyses. Sanitas is a decision-support software package that incorporates the statistical tests required of Subtitle C and D facilities by US EPA regulations and guidance as recommended in the US EPA document *Statistical Analysis of Groundwater Data at RCRA Facilities Unified Guidance* (Unified Guidance) (US EPA, 2009).

4.1.1 Appendix III Statistical Methods

Statistical tests used to evaluate the groundwater monitoring data consist of interwell prediction limits combined with a 1-of-2 verification resample plan for each of the Appendix III parameters. Interwell prediction limits pool upgradient well data to establish a background limit for an individual parameter, and the most recent sample from each downgradient well is compared to the same limit for each parameter. If the most recent sample exceeds its respective background statistical limit, an initial statistically significant increase (SSI) is identified.

In 1-of-2 verification resampling, one independent resample may be collected and evaluated within 90 days to determine whether the initial exceedance is verified. If the resample exceeds the prediction limit, the initial exceedance is verified, and an SSI is identified. When a resample result does not verify the initial result, and does not exceed the prediction limit, there is no SSI. If resampling is not performed, the initial exceedance is a confirmed exceedance.

4.1.2 Appendix IV Statistical Methods

Appendix IV parameters were sampled during the February 2026 semiannual assessment event. To statistically compare groundwater data to GWPS, confidence intervals are constructed for each of the detected Appendix IV parameters in each downgradient well. Those confidence intervals are compared to the GWPS. Only when the entire confidence interval is above a GWPS is the well/parameter pair considered to exceed its GWPS. If there is an exceedance of the established standard, a statistically significant level (SSL) exceedance is identified.

US EPA revised the Federal CCR Rule on July 30, 2018, updating GWPS for cobalt, lead, lithium, and molybdenum. US EPA's updated GWPS were incorporated into Georgia EPD's CCR Rule 391-3-4-.10(6)(a) on February 22, 2022. The CCR Rule GWPS is as follows:

(1) The federally established maximum contaminant level (MCL) under 40 CFR § 141.62 and 141.66.
(2) Where an MCL has not been established, the levels specified by the CCR Rule:
  (i). Cobalt 0.006 mg/L;
  (ii). Lead 0.015 mg/L;
  (iii). Lithium 0.040 mg/L; and
  (iv). Molybdenum 0.100 mg/L.
(3) Background levels for parameters where the background level is higher than the MCL.

Following the above rule requirements, GWPS have been established for statistical comparison of Appendix IV parameters. Table 7, Summary of Background Levels and GWPS, summarizes the background limit established for each parameter and the GWPS used for the data for February 2026.

Note that when there are no detections present in downgradient wells for a given parameter, statistical analyses are not required. A substitution of the most recent reporting limit is used for non-detect data. Additional details are presented in the Statistical Analyses provided in Appendix C.

4.2 Statistical Analysis Results

4.2.1 Semiannual Appendix III Statistical Results

Based on review of the Appendix III statistical analysis presented in Appendix C, Appendix III parameters have not returned to background levels. Exceedances were noted and are presented on the prediction limit summary tables included in Appendix C. Assessment monitoring should continue pursuant to 40 CFR § 257.95(f).

4.2.2 Semiannual Appendix IV Statistical Results

Based on review of the Appendix IV statistical analyses presented in Appendix C, the following parameters were found to statistically exceed the GWPS during the February 2026 sampling events:

- Lithium: MGWC-7

SSIs of Appendix III and SSLs of Appendix IV parameters were identified at the Site during the sampling events conducted in February 2026. An Alternate Source Demonstration (ASD) for lithium was included in the *2018 Annual Groundwater Monitoring and Corrective Action Report and* later supported by the *Supplemental Information for the Ash Pond 1 Alternate Source Demonstration*, dated November 21, 2019. The demonstration showed the source of lithium in groundwater is not due to a release from the unit.

In response to the lithium 2018 ASD and Supplemental 2019 ASD, Georgia EPD provided a letter of non-concurrence on September 20, 2024 (Georgia EPD, 2024). Georgia EPD noted that if further information becomes available, Georgia Power may provide updated information to support an ASD but requested Georgia Power initiate an ACM (Georgia EPD, 2024). Georgia Power has initiated an ACM and is also evaluating possible updates to the ASD. The ACM report was submitted to Georgia EPD May 16, 2025.

5.0 NATURE AND EXTENT

In response to initiation of ACM efforts, Georgia Power performed sampling at MGWC-19, MGWC-20, and MGWC-25 in February 2026. The previously identified SSL of lithium at MGWC-7 is vertically delineated by MGWC-19 and horizontally delineated by MGWC-20 to below GWPS and delineation is complete.

6.0 MONITORING PROGRAM STATUS

6.1 Assessment Monitoring Status

In accordance with 40 CFR § 257.94(e), Georgia Power implemented assessment monitoring in January 2018. Based on review of the Appendix III and Appendix IV statistical results completed for the groundwater monitoring and corrective action program from January through June 2026, the Site will continue in assessment monitoring. Georgia Power will continue routine groundwater monitoring and reporting at the Site. A Lithium Iso-concentration Map is provided in Appendix D, Semiannual Remedy Selection and Design Progress Report. Note that a Field Injection Pilot Study Work Plan was submitted July 13, 2026 to describe pre-design investigations necessary to inform corrective action design near monitoring well MGWC-7.

6.2 Assessment of Corrective Measures

On December 19, 2024, Georgia Power placed a Notice of ACM in the operating record and initiated ACM efforts for the documented SSL of lithium at MGWC-7 previously identified in the ASD. Georgia Power completed the evaluation of the ACM alternatives following the timelines and requirements of Rule 391-3-4-.10(6)(d)(4) and 40 CFR § 257.94(e)(3) and § 257.96, and recordkeeping requirements of § 257.107. The remedy selection process was documented in the ACM report submitted to Georgia EPD May 16, 2025, and a copy of the ACM has been placed in the operating record. Georgia Power conducted a high-resolution site investigation in January 2026 that is summarized in the Semiannual Remedy Selection and Design Progress Report, provided as Appendix D. Appendix D summarizes the treatability testing performed in February, March, and April 2026; and evaluations of corrective action alternatives completed in the first half of 2026. In accordance with § 257.97(a), remedy selection progress reports will be prepared and submitted concurrent with semiannual groundwater monitoring reports to document results associated with additional data collection, and present progress toward selection and design of a groundwater remedy.

6.3 Annual Potable Well Survey

As requested by Georgia EPD, a well survey within a two-mile radius from the Site was updated on July 21, 2026. The survey incorporated records from federal, state, and county resources cited in the previous survey (Newfields, 2020). The survey conducted by Environmental Data Resources (EDR) is included in Appendix E, Annual Potable Well Survey. Additional wells identified in this update as likely containing potable wells are adjacent to parcels previously identified as having wells and are hydraulically upgradient of the site. The figure within the EDR Geocheck® Report included in Appendix E presents public water supply wells in the two-mile radius. Appendix E also includes a figure with parcels that have wells within 2-miles of the Site (Arcadis U.S., Inc., 2026).

7.0 CONCLUSIONS & FUTURE ACTIONS

This *2026 Semiannual Groundwater Monitoring and Corrective Action Report* for Georgia Power's Plant McIntosh AP-1 was prepared to fulfill the requirements of US EPA's CCR Rule and Georgia EPD Rules for Solid Waste Management Chapter 391-3-4-.10.

Statistical evaluations of the groundwater monitoring data for the Site identified SSIs of Appendix III groundwater monitoring parameters and an SSL of lithium at MGWC-7 in February 2026. During the semiannual reporting period, Georgia Power conducted a high-resolution site investigation and treatability testing summarized in the Semiannual Remedy Selection and Design Progress Report, provided as Appendix D to this report. Georgia Power will continue to provide remedy selection progress reports submitted concurrent with semiannual groundwater monitoring reports to document results associated with additional data collection, and present progress toward selection and design of a groundwater remedy.

Based on the findings presented, AP-1 will remain in assessment monitoring. The next semiannual assessment monitoring event is currently scheduled for August 2026.

8.0 REFERENCES

Arcadis U.S., Inc., 2026. Well Location Map, 2026.

GEI Consultants, Inc., 2019. *Alternative Source Demonstration, Plant McIntosh Coal Combustion Residuals, Ash Pond 1*, January 14, 2019.

Georgia Environmental Protection Division, 1997. *Criteria for Performing Site Acceptability Studies for Solid Waste Landfills in Georgia – Circular 14.*

Georgia Environmental Protection Division, 2024. Georgia Power Company – Plant McIntosh Ash Pond 1 (AP-1), Alternate Source Demonstration Comments, Georgia EPD Online System Submittal 462540, September 20, 2024.

Georgia Power Company*, 2019. Supplemental Information for the Ash Pond 1 Alternate Source Demonstration*, November 21, 2019.

Georgia Power Company, 2024. Groundwater Monitoring Plan, Plant Mcintosh – Ash Pond 1 (AP-1), Coal Combustion Residual (CCR), Surface Impoundment, 5 Year Permit Review, Effingham County, Georgia, October 2024.

Groundwater Stats Consulting, 2019. *Plant McIntosh Ash Pond 1 Background Data Screening & Recommended Statistical Methods*. August 2019.

Groundwater Stats Consulting, 2025. *Plant McIntosh Ash Pond 1 (AP-1) – Statistical Analysis February 2025*. August 2025.

Groundwater Stats Consulting, 2026. *Plant McIntosh Ash Pond 1 (AP-1) – Background Update & Statistical Analysis August 2025*. January 2026.

Sanitas: Groundwater Statistical Software, Sanitas Technologies, Shawnee, KS, 2007.

Southern Company Services - Earth Science and Environmental Engineering, 2002. Savannah Electric Plant McIntosh Proposed Ash Monofill Site Acceptability Report. July 2002.

US EPA, 1989. Waste Management Division Office of Solid Waste, EPA 530/SW89-031, Interim Final RCRA Investigation (RFI) Guidance, Volume II of IV.

US EPA, 2009. *Unified Guidance*, *Statistical Analysis of Groundwater Monitoring Data at RCRA Facilities*. Office of Solid Waste Management Division, US EPA, Washington, D.C.

US EPA, 2011. *Region IV Data Validation Standard Operating Procedures.* Science and Ecosystem Support Division. Athens, Georgia.

US EPA, 2017. *National Functional Guidelines for Inorganic Superfund Methods Data Review,* Office of Superfund Remediation and Technology Innovation. OLEM 9355.0-135 [EPA-540-R-2017-001]. Washington, DC.

US EPA, 2025. Field Equipment Cleaning and Decontamination – Operating Procedure: LSASDPROC-205-R5, Athens, Georgia, 16 p.

US EPA, 2025. Groundwater Sampling – Operating Procedure: LSASDPROC-301-R7, Athens, Georgia, 36 p.

TABLES

Table 1
Monitoring Well Network Summary
Georgia Power Company
Plant McIntosh Ash Pond 1
Effingham County, GA

Well ID	Well Designation	Location	Northing	Easting	Ground Surface Elevation (feet)	Top of Casing Elevation (feet)	Top of Screen Elevation (feet)	Bottom of Screen Elevation (feet)	Total Well Depth (feet below top of casing)	Groundwater Zone Screened	Installation Date
MGWC-1	Detection	Downgradient	856813.08	964287.47	62.20	65.23	19.45	9.45	56.08	SW-SC, SP-SM, SP, ML	11/10/2015
MGWC-2	Detection	Downgradient	856400.69	963958.38	45.32	48.54	21.48	11.48	37.36	SP, SP-SM	11/11/2015
MGWC-3	Detection	Downgradient	856033.79	963658.28	50.09	52.65	24.21	14.21	38.74	SP-SM	11/11/2015
MGWC-4	Piezometer	Downgradient	855555.05	963139.37	61.05	64.33	7.28	-2.72	67.35	ML, SP	11/18/2015
MGWA-5	Detection	Upgradient	855860.82	962763.17	61.42	64.36	11.57	1.57	63.09	ML, SP-SM, SP, ML	11/12/2015
MGWA-6	Detection	Upgradient	856527.73	963130.08	58.24	61.08	29.45	19.45	41.93	SP-SM	11/12/2015
MGWA-6A	Detection	Upgradient	856520.82	963113.65	56.89	59.76	30.36	20.36	39.67	SP, SW-SC	01/16/2019
MGWC-7	Detection	Downgradient	857417.68	964007.53	51.28	54.40	22.41	12.41	42.29	SP-SM	11/13/2015
MGWC-8	Detection	Downgradient	857177.10	964141.67	59.69	62.61	20.35	10.35	52.56	CH, SW-SC, SW-SM, SP-SM, ML	11/10/2015
MGWA-9	Piezometer	Upgradient	857129.70	963164.58	56.25	59.29	26.54	16.54	43.05	SP-SM	11/17/2015
MGWA-10	Detection	Upgradient	855934.25	961406.49	62.05	65.07	22.28	12.28	53.09	SP-SC, SW-SC, SP-SM	11/17/2015
MGWA-11	Detection	Upgradient	855985.31	962070.22	62.04	64.91	19.30	9.30	55.81	SM, ML, SW-SM	05/27/2016
MGWC-12	Detection	Downgradient	855545.67	963110.24	61.24	64.10	21.40	11.40	52.90	CL, ML	05/26/2016
PZ-13	Piezometer	Downgradient	856123.86	964192.52	38.02	40.91	24.55	14.55	26.76	SM	06/03/2016
PZ-14	Piezometer	Downgradient	855727.20	963895.98	43.99	47.11	16.01	6.01	41.50	SP	06/04/2016
PZ-15	Piezometer	Downgradient	856156.03	964192.45	39.07	42.37	23.80	13.80	28.87	SM, SC	06/26/2018
PZ-16	Piezometer	Downgradient	857077.14	964957.28	51.29	54.71	22.62	12.62	42.39	SC, SW-SM	06/26/2018
PZ-17	Piezometer	Downgradient	857655.05	964525.72	54.07	57.51	22.69	12.69	45.12	SM	06/27/2018
PZ-18	Piezometer	Upgradient	857542.34	963505.91	50.26	53.48	22.08	12.08	41.70	SC, SM	06/27/2018
MGWC-19	Assessment	Downgradient	857406.16	963972.44	50.74	53.98	-8.42	-18.42	72.70	SM-ML	10/04/2018
MGWC-20	Assessment	Downgradient	857596.86	964281.59	48.77	51.56	7.09	-2.91	54.77	SP-SM, SP	10/03/2018
MGWC-21	Piezometer	Downgradient	857159.04	964155.30	59.89	62.65	-9.73	-19.73	82.68	SM-ML	11/28/2018
MGWC-22	Piezometer	Downgradient	856381.60	963948.23	45.09	47.53	-9.73	-19.73	67.56	SM-ML	11/29/2018
MGWC-23	Piezometer	Downgradient	856940.45	964617.96	54.84	57.47	24.87	14.87	42.90	SC, SM	11/30/2018
MGWA-24	Piezometer	Upgradient	856600.28	962885.22	57.55	60.53	24.73	14.73	47.00	SM	01/17/2019
MGWC-25	Assessment	Downgradient	857400.37	964243.68	57.27	60.33	28.04	18.04	42.79	CL-SL	01/23/2026

Notes:
Elevations shown are in datum NAVD88, which indicates feet in elevation referenced to the North American Vertical Datum 1988.
Georgia State Plane NAD83 East Zone referenced for horizontal datum.
Survey points measured at nail or known reference point.
Groundwater Zone Screened references USCS ASTM 2488 Visual Manual Group Symbol or well survey.
Well screen elevations are calculated by subtracting the depths to top and bottom of the well screen from the ground surface elevation.

Table 2
Groundwater Event Summary
Georgia Power Company
Plant McIntosh Ash Pond 1
Effingham County, GA

Well ID	Hydraulic Location	Well Designation	February 2-26, 2026	May 27, 2026
			Assessment Event	Background Event
MGWC-1	Downgradient	Detection	X	
MGWC-2	Downgradient	Detection	X	
MGWC-3	Downgradient	Detection	X	
MGWA-5	Upgradient	Detection	X	
MGWA-6	Upgradient	Detection	X	
MGWA-6A	Upgradient	Detection	X	
MGWC-7	Downgradient	Detection	X	
MGWC-8	Downgradient	Detection	X	
MGWA-10	Upgradient	Detection	X	
MGWA-11	Upgradient	Detection	X	
MGWC-12	Downgradient	Detection	X	
MGWC-19	Downgradient	Assessment	X	
MGWC-20	Downgradient	Assessment	X	
MGWC-25	Downgradient	Assessment	X	X

Notes:
X - Indicates well sampled during event
Assessment Event includes Appendix III and Appendix IV parameters.

Table 3
Summary of Groundwater Elevations
Georgia Power Company
Plant McIntosh Ash Pond 1
Effingham County, GA

		February 2026	
Well ID	Top of Casing Elevation (feet)	Depth to Water (feet)	Groundwater Elevation (feet)
MGWC-1	65.23	39.97	25.26
MGWC-2	48.54	21.88	26.66
MGWC-3	52.65	21.33	31.32
MGWC-4	64.33	28.89	35.44
MGWA-5	64.36	26.53	37.83
MGWA-6	61.08	25.27	35.81
MGWA-6A	59.76	23.89	35.87
MGWC-7	54.40	24.81	29.59
MGWC-8	62.61	34.97	27.64
MGWA-9	59.29	24.69	34.60
MGWA-10	65.07	21.84	43.23
MGWA-11	64.91	24.96	39.95
MGWC-12	64.10	28.64	35.46
PZ-13	40.91	17.60	23.31
PZ-14	47.11	18.80	28.31
PZ-15	42.37	19.03	23.34
PZ-16	54.71	33.56	21.15
PZ-17	57.51	33.72	23.79
PZ-18	53.48	22.41	31.07
MGWC-19	53.98	25.31	28.67
MGWC-20	51.56	25.30	26.26
MGWC-21	62.65	35.22	27.43
MGWC-22	47.53	19.93	27.60
MGWC-23	57.47	34.60	22.87
MGWA-24	60.53	23.69	36.84
MGWC-25	60.33	33.06	27.27

Notes:
Elevations referenced to the North American Vertical Datum 1988.
Groundwater elevations measured February 2, 2026.

Table 4
Horizontal Groundwater Flow Velocity Calculations - February 2026
Georgia Power Company
Plant McIntosh - Ash Pond 1
Effingham County, GA

Well Pair	Groundwater Elevations in Well Pairs (feet)		Change in Elevation (feet)	Distance Between Well 1 and Well 2 (feet)	Hydraulic Gradient (i)	Average Hydraulic Conductivity (K) (feet per day)	Estimated Effective Porosity (ne)	Calculated Groundwater Flow Velocity (feet per day)	Calculated Groundwater Flow Velocity (feet per year)
MGWA-10 to PZ-15	43.23	23.34	19.89	2795	0.0071	0.96	0.20	0.034	13
MGWA-6 to PZ-16	35.81	21.15	14.66	1908	0.0077	0.96	0.20	0.037	14
MGWA-9 to PZ-17	34.60	23.79	10.81	1459	0.0074	0.96	0.20	0.036	13
Average					**0.0074**	**0.96**	**0.20**	**0.036**	**13**

Notes:
In-situ hydraulic conductivity (slug) tests at the Site ranged from 0.140 to 2.84 feet per day with an average of 0.962 feet per day (Hydrogeologic Assessment Report, GEI, 2019).
Effective porosity of 20% was selected for Silty Sands from Interim Final RCRA Investigation (EPA, 1989).
See Figure 4 for illustrated flow paths.
Groundwater flow velocity equation: V = (K* i)/ne, where V is groundwater velocity, K is hydraulic conductivity, i is hydraulic gradient, and ne is effective porosity.

Table 5
Groundwater Analytical Data Summary - February 2026
Georgia Power Company
Plant McIntosh - Ash Pond 1
Effingham County, GA

	Sample Location	MGWC-1	MGWC-2	MGWC-3	MGWA-5	MGWA-6	MGWA-6A	MGWC-7	MGWC-8	MGWA-10
	Sample Date	02/04/2026	02/03/2026	02/03/2026	02/03/2026	02/03/2026	02/02/2026	02/03/2026	02/04/2026	02/03/2026
ANALYTE	UNITS									
Appendix III										
Boron	mg/L	1.5	1.7	0.23	< 0.026	< 0.026	< 0.026	2.4	5.3	< 0.026
Calcium	mg/L	110	99	89	27	99	98	53	110	3.3
Chloride	mg/L	12	12	9.7	5.0	2.8	6.6	9.5	11	6.9
Fluoride	mg/L	0.15 J	0.17 J	0.21	0.16 J	0.18 J	0.83 J	0.35	0.31	0.26
pH, Field	SU	7.31	7.58	7.05	7.69	7.23	7.26	6.80	7.05	5.50
Sulfate	mg/L	130	140	55	3.3	5.4	9.1	190	300	1.5
Total Dissolved Solids	mg/L	400	430	300	160	270	310	370	540	26
Appendix IV										
Antimony	mg/L	< 0.0025	< 0.0025	< 0.0025	< 0.0025	< 0.0025	< 0.0025	< 0.0025	< 0.0025	< 0.0025
Arsenic	mg/L	0.0014 J	< 0.0013	0.0014 J	< 0.0013	0.0075	0.0066	< 0.0013	< 0.0013	< 0.0013
Barium	mg/L	0.10	0.043	0.12	0.035	0.021	0.027	0.015	0.056	0.020
Beryllium	mg/L	< 0.00015	< 0.00015	< 0.00015	< 0.00015	< 0.00015	< 0.00015	< 0.00015	0.00019 J	< 0.00015
Cadmium	mg/L	< 0.00024	< 0.00024	< 0.00024	< 0.00024	< 0.00024	< 0.00024	0.00025 J	0.0045	< 0.00024
Chromium	mg/L	< 0.0037	< 0.0037	< 0.0037	< 0.0037	< 0.0037	< 0.0037	< 0.0037	< 0.0037	0.0041 J
Cobalt	mg/L	< 0.00041	0.00058 J	0.0013 J	< 0.00041	< 0.00041	0.00061 J	0.0027 J	0.00080 J	< 0.00041
Combined Radium 226 + 228	pCi/L	1.76	0.850	1.80	0.346 U	0.299 U	0.798	0.623	1.01	0.979
Fluoride	mg/L	0.15 J	0.17 J	0.21	0.16 J	0.18 J	0.83 J	0.35	0.31	0.26
Lead	mg/L	< 0.00086	< 0.00086	< 0.00086	< 0.00086	< 0.00086	< 0.00086	< 0.00086	< 0.00086	< 0.00086
Lithium	mg/L	0.014 J	0.0094 J	0.014 J	0.012 J	< 0.0037	< 0.0037	0.17	0.015 J	0.0085 J
Mercury	mg/L	< 0.00017	< 0.00017	< 0.00017	< 0.00017	< 0.00017	< 0.00017	< 0.00017	0.00033	< 0.00017
Molybdenum	mg/L	0.00086 J	< 0.00069	< 0.00069	0.00073 J	< 0.00069	< 0.00069	< 0.00069	< 0.00069	< 0.00069
Selenium	mg/L	< 0.0023	< 0.0023	< 0.0023	< 0.0023	< 0.0023	< 0.0023	< 0.0023	< 0.0023	< 0.0023
Thallium	mg/L	< 0.00019	< 0.00019	< 0.00019	< 0.00019	< 0.00019	< 0.00019	< 0.00019	< 0.00019	< 0.00019
Additional Parameters										
Total Alkalinity as CaCO3	mg/L	200	220	210	120	260	260	30	91	13
Bicarbonate Alkalinity as CaCO3	mg/L	200	220	210	120	260	260	30	91	13
Carbonate Alkalinity as CaCO3	mg/L	< 3.0	< 3.0	< 3.0	< 3.0	< 3.0	< 3.0	< 3.0	< 3.0	< 3.0
Magnesium	mg/L	5.9	16	4.6	11	1.9	2.2	4.2	22	1.0
Potassium	mg/L	1.9	1.8	1.2	1.0	0.53	0.52	3.7	2.2	1.1
Sodium	mg/L	20	28	12	7.3	3.3	3.5	39	27	5.9

Notes:
mg/L - milligrams per liter
pCi/L - picocuries per liter
SU - Standard Units
< indicates the substance was not detected above the method detection limit (MDL). The value displayed is the MDL.
J - The result is an estimated concentration. "J" qualifiers are applied by the laboratory when the concentration reported is above the MDL, but below the laboratory reporting limit.
Radium data are a combination of radium isotopes 226 and 228. When results are reported below the Minimum Detectable Concentration (MDC), data is displayed with an accompanying U.
The MDC varies depending upon the sample amount and elapsed time of the measurement.

Table 5
Groundwater Analytical Data Summary - February 2026
Georgia Power Company
Plant McIntosh - Ash Pond 1
Effingham County, GA

	Sample Location	MGWA-11	MGWC-12	MGWC-19	MGWC-20	MGWC-25
	Sample Date	02/03/2026	02/03/2026	02/04/2026	02/04/2026	02/26/2026
ANALYTE	UNITS					
Appendix III						
Boron	mg/L	0.026 J	< 0.026	1.6	1.4	1.6
Calcium	mg/L	40	33	110	45	27
Chloride	mg/L	3.4	5.6	14	13	8.2
Fluoride	mg/L	0.15 J	0.27	0.25	0.23	0.098 J
pH, Field	SU	7.70	7.82	7.62	5.96	4.69
Sulfate	mg/L	1.8	8.0	290	190	140
Total Dissolved Solids	mg/L	200	190	500	290	270
Appendix IV						
Antimony	mg/L	< 0.0025	< 0.0025	< 0.0025	< 0.0025	< 0.0025
Arsenic	mg/L	0.0034 J	< 0.0013	0.0016 J	0.0018 J	< 0.0013
Barium	mg/L	0.13	0.12	0.026	0.036	0.019
Beryllium	mg/L	< 0.00015	< 0.00015	< 0.00015	< 0.00015	0.0021
Cadmium	mg/L	< 0.00024	< 0.00024	< 0.00024	0.0038	< 0.00024
Chromium	mg/L	< 0.0037	< 0.0037	< 0.0037	< 0.0037	< 0.0037
Cobalt	mg/L	< 0.00041	< 0.00041	< 0.00041	0.00041 J	0.023
Combined Radium 226 + 228	pCi/L	0.678	0.600 U	0.223 U	0.645 U	1.76
Fluoride	mg/L	0.15 J	0.27	0.25	0.23	0.098 J
Lead	mg/L	< 0.00086	< 0.00086	< 0.00086	< 0.00086	< 0.00086
Lithium	mg/L	0.033	0.025	0.0074 J	0.0083 J	0.036
Mercury	mg/L	< 0.00017	< 0.00017	< 0.00017	< 0.00017	< 0.00017
Molybdenum	mg/L	0.00075 J	< 0.00069	0.00085 J	< 0.00069	< 0.00069
Selenium	mg/L	< 0.0023	< 0.0023	< 0.0023	< 0.0023	0.0051
Thallium	mg/L	< 0.00019	< 0.00019	< 0.00019	0.00019 J	0.00030 J
Additional Parameters						
Total Alkalinity as CaCO3	mg/L	170	130	100	54	< 3.0
Bicarbonate Alkalinity as CaCO3	mg/L	170	130	100	54	< 3.0
Carbonate Alkalinity as CaCO3	mg/L	< 3.0	< 3.0	< 3.0	< 3.0	< 3.0
Magnesium	mg/L	11	10	20	14	5.9
Potassium	mg/L	2.0	1.8	1.9	2.8	5.5
Sodium	mg/L	11	11	9.7	30	35

Notes:
mg/L - milligrams per liter
pCi/L - picocuries per liter
SU - Standard Units
< indicates the substance was not detected above the method detection limit (MDL). The value displayed is the MDL.
J - The result is an estimated concentration. "J" qualifiers are applied by the laboratory when the concentration reported is above the MDL, but below the laboratory reporting limit.
Radium data are a combination of radium isotopes 226 and 228. When results are reported below the Minimum Detectable Concentration (MDC), data is displayed with an accompanying U.
The MDC varies depending upon the sample amount and elapsed time of the measurement.

Table 6
Statistical Method Summary
Georgia Power Company
Plant McIntosh Ash Pond 1
Effingham County, GA

Plant McIntosh Ash Pond 1 Statistical Method Summary		
Monitoring Well Network	Upgradient Detection Wells	MGWA-5, MGWA-6, MGWA-6A, MGWA-10, and MGWA-11
	Downgradient Detection Wells	MGWC-1, MGWC-2, MGWC-3, MGWC-7, MGWC-8, and MGWC-12
	Assessment Wells	MGWC-19, MGWC-20, MGWC-25
CCR Monitoring Parameters	Appendix III (Detection Monitoring)	Boron, Calcium, Chloride, Fluoride, pH, Sulfate, and Total Dissolved Solids
	Appendix IV (Assessment Monitoring)	Antimony, Arsenic, Barium, Beryllium, Cadmium, Chromium, Cobalt, Combined Radium 226 + 228, Fluoride, Lead, Lithium, Mercury, Molybdenum, Selenium, and Thallium
Statistical Methodology	Data Screening Proposed Background	Evaluate outliers, trends, and seasonality when sufficient data are available
	Statistical Limits	Interwell statistical limits

Table 7
Summary of Background Levels and GWPS
Georgia Power Company
Plant McIntosh Ash Pond 1
Effingham County, GA

Analyte	Units	EPA MCL	Federal CCR Rule Specified GWPS	Background Level February 2026	GWPS February 2026
Antimony	mg/L	0.006	N/A	0.005	0.006
Arsenic	mg/L	0.01	N/A	0.014	0.014
Barium	mg/L	2	N/A	0.15	2
Beryllium	mg/L	0.004	N/A	0.001	0.004
Cadmium	mg/L	0.005	N/A	0.0007	0.005
Chromium	mg/L	0.1	N/A	0.0066	0.1
Cobalt	mg/L	N/A	0.006	0.005	0.006
Combined Radium 226 + 228	pCi/L	5	N/A	1.31	5
Fluoride	mg/L	4	N/A	0.26	4
Lead	mg/L	N/A	0.015	0.001	0.015
Lithium	mg/L	N/A	0.04	0.037	0.04
Mercury	mg/L	0.002	N/A	0.0002	0.002
Molybdenum	mg/L	N/A	0.1	0.0052	0.1
Selenium	mg/L	0.05	N/A	0.005	0.05
Thallium	mg/L	0.002	N/A	0.001	0.002

Notes:
1. mg/L - milligrams per liter
2. pCi/L - picocuries per liter
3. Background Level = Tolerance limits calculated from pooled upgradient well data through present.
4. EPA MCL = Environmental Protection Agency Maximum Contaminant Level, per Georgia EPD Rule 391-3-5-.18(1)(a).
5. GWPS = Groundwater protection standard, per Georgia EPD Rule 391-3-4-.10(6)(a).
6. CCR-Rule specified GWPS as stipulated in 40 CFR § 257.95(h)(1-3) and incorporated into Georgia EPD's CCR Rule 391-3-4-.10(6)(a) on February 22, 2022.
7. N/A = Not applicable per Georgia EPD Rule 391-3-5-.18(1)(a) or 40 CFR § 257.95(h)(1-3).

FIGURES

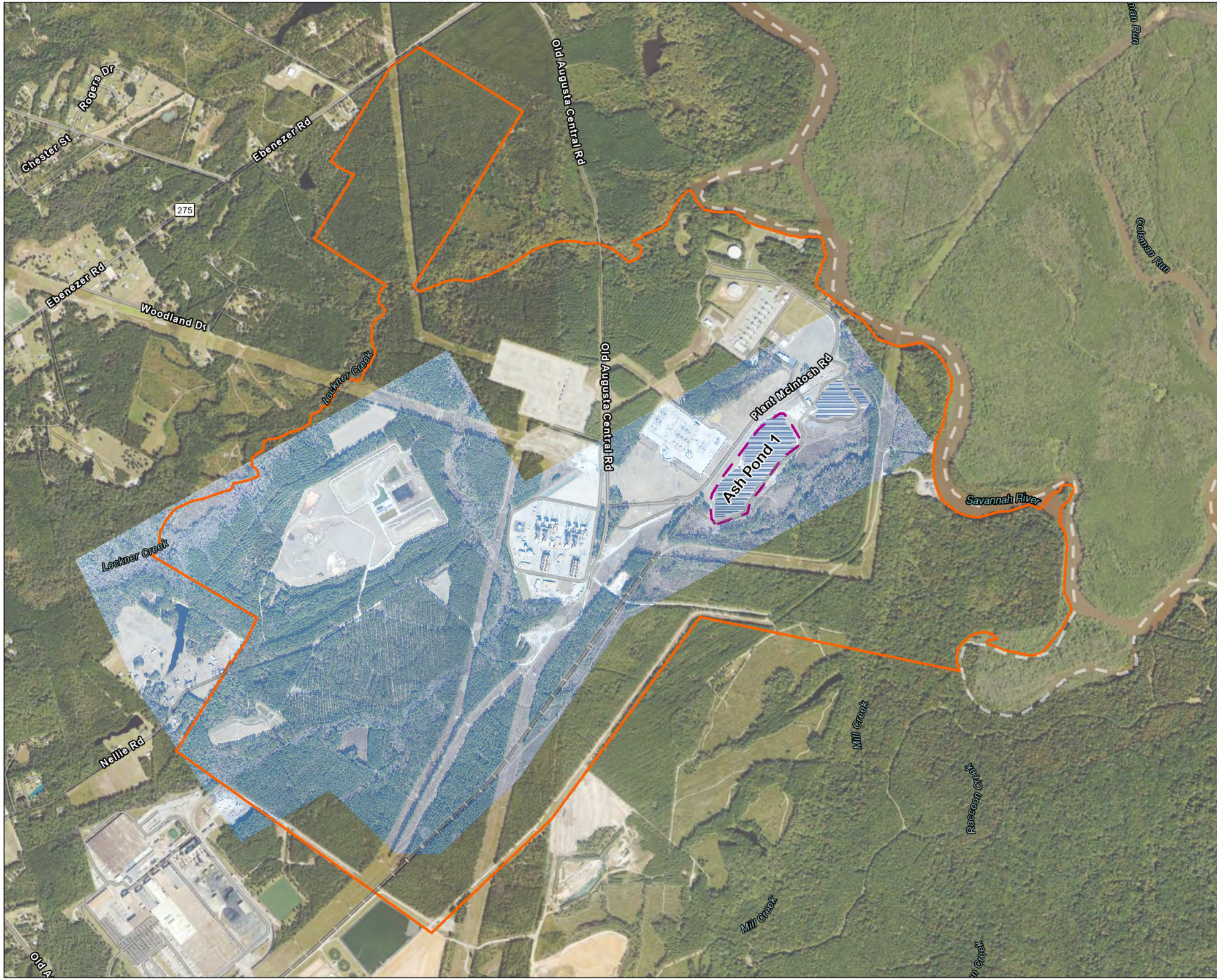

Georgia Power

GEORGIA POWER COMPANY
PLANT McINTOSH ASH POND 1

LEGEND

- APPROXIMATE PROPERTY BOUNDARY
- APPROXIMATE AP-1 BOUNDARY

NOTES

1. AERIAL DATED DECEMBER 2025, PROVIDED BY SAM, LLC. ADDITIONAL PHOTOGRAPHY SOURCED FROM NATIONAL AGRICULTURE IMAGERY PROGRAM (NAIP) DATED FROM 2019 THROUGH 2021.

N

1,500 750 0 1,500
SCALE (IN FEET)

ATLANTIC COAST CONSULTING, INC.

2026 SEMIANNUAL GROUNDWATER MONITORING AND CORRECTIVE ACTION REPORT

SITE LOCATION MAP

FIGURE 1

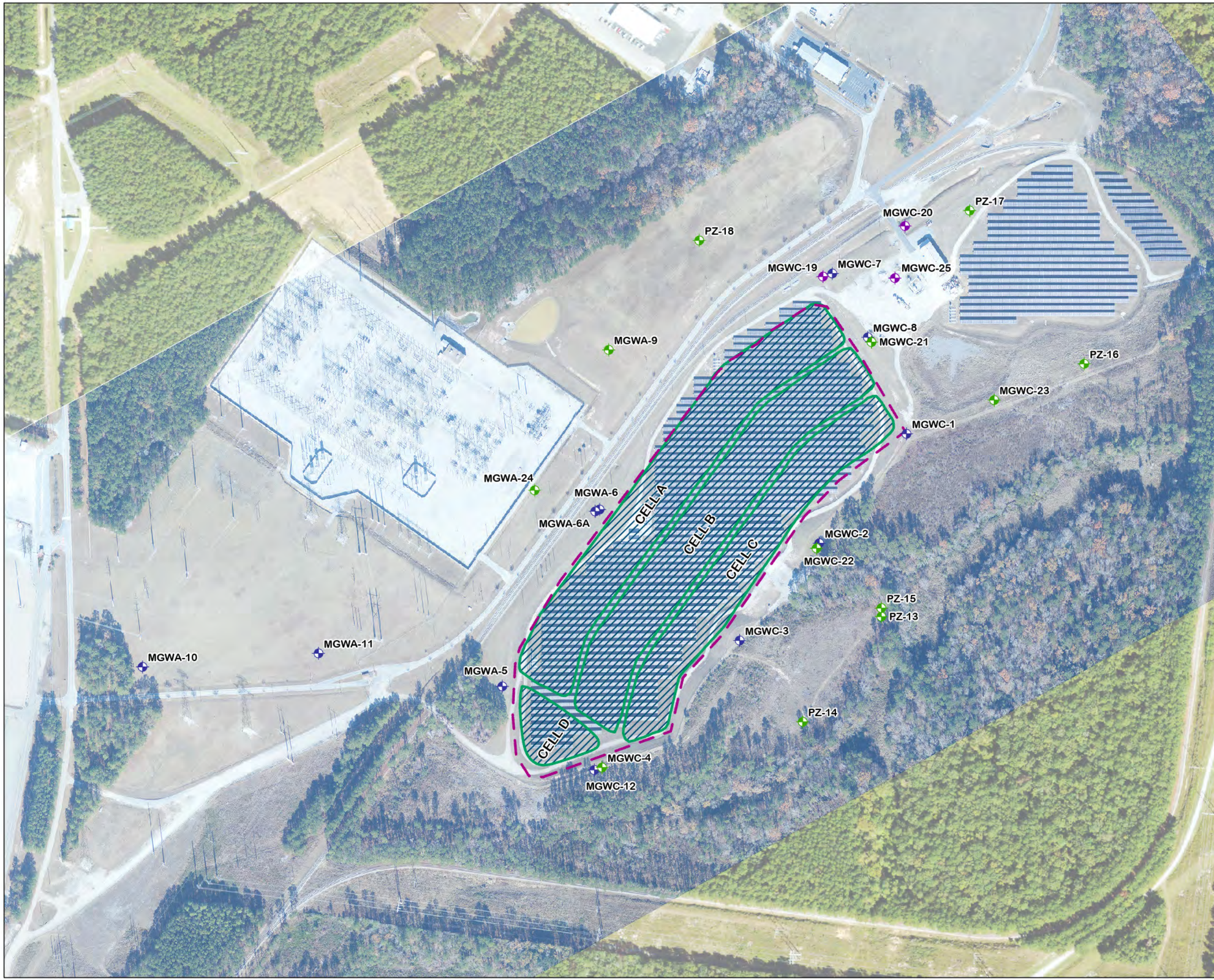

Georgia Power

GEORGIA POWER COMPANY
PLANT McINTOSH ASH POND 1

LEGEND

- APPROXIMATE AP-1 BOUNDARY
- AREA WHERE ASH REMOVAL WAS CERTIFIED COMPLETE BY GA EPD (OCTOBER 6, 2021)
- DETECTION WELL
- ASSESSMENT WELL
- PIEZOMETER

NOTES

1. AERIAL DATED DECEMBER 2025, PROVIDED BY SAM, LLC. ADDITIONAL PHOTOGRAPHY SOURCED FROM NATIONAL AGRICULTURE IMAGERY PROGRAM (NAIP) DATED OCTOBER 17, 2023.
2. CELL BOUNDARY LAYERS PROVIDED BY GEI CONSULTANTS.

N

350 175 0 350
SCALE (IN FEET)

ATLANTIC COAST CONSULTING, INC.

2026 SEMIANNUAL GROUNDWATER MONITORING AND CORRECTIVE ACTION REPORT

CCR REMOVAL MAP

FIGURE 2

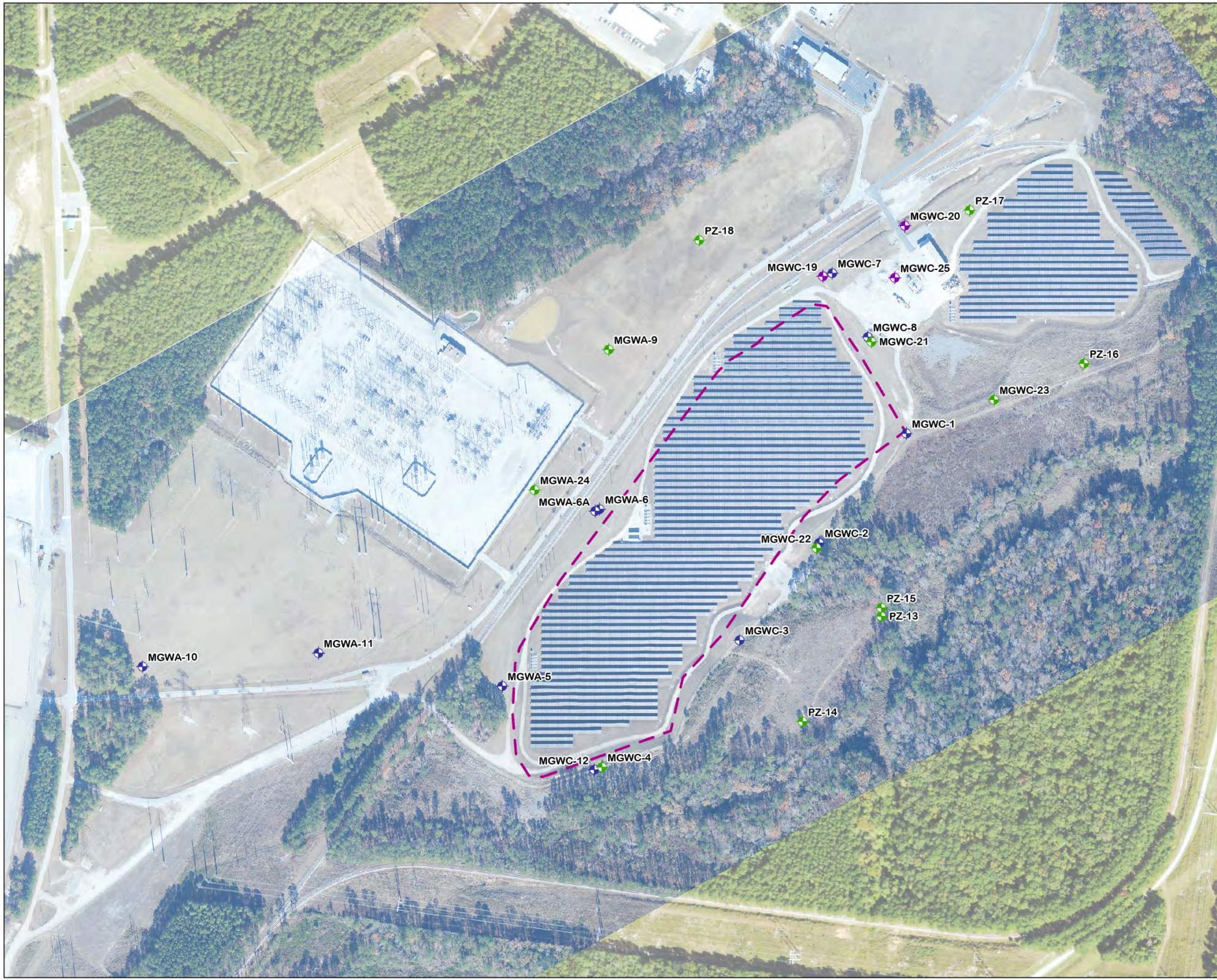

Georgia Power

GEORGIA POWER COMPANY
PLANT McINTOSH ASH POND 1

LEGEND

- APPROXIMATE AP-1 BOUNDARY
- DETECTION WELL
- ASSESSMENT WELL
- PIEZOMETER

NOTES

1. AERIAL DATED DECEMBER 2025, PROVIDED BY SAM, LLC. ADDITIONAL PHOTOGRAPHY SOURCED FROM NATIONAL AGRICULTURE IMAGERY PROGRAM (NAIP) DATED OCTOBER 17, 2023.

N

350 175 0 350
SCALE (IN FEET)

ATLANTIC COAST CONSULTING, INC.

2026 SEMIANNUAL GROUNDWATER MONITORING AND CORRECTIVE ACTION REPORT

WELL LOCATION MAP

FIGURE 3

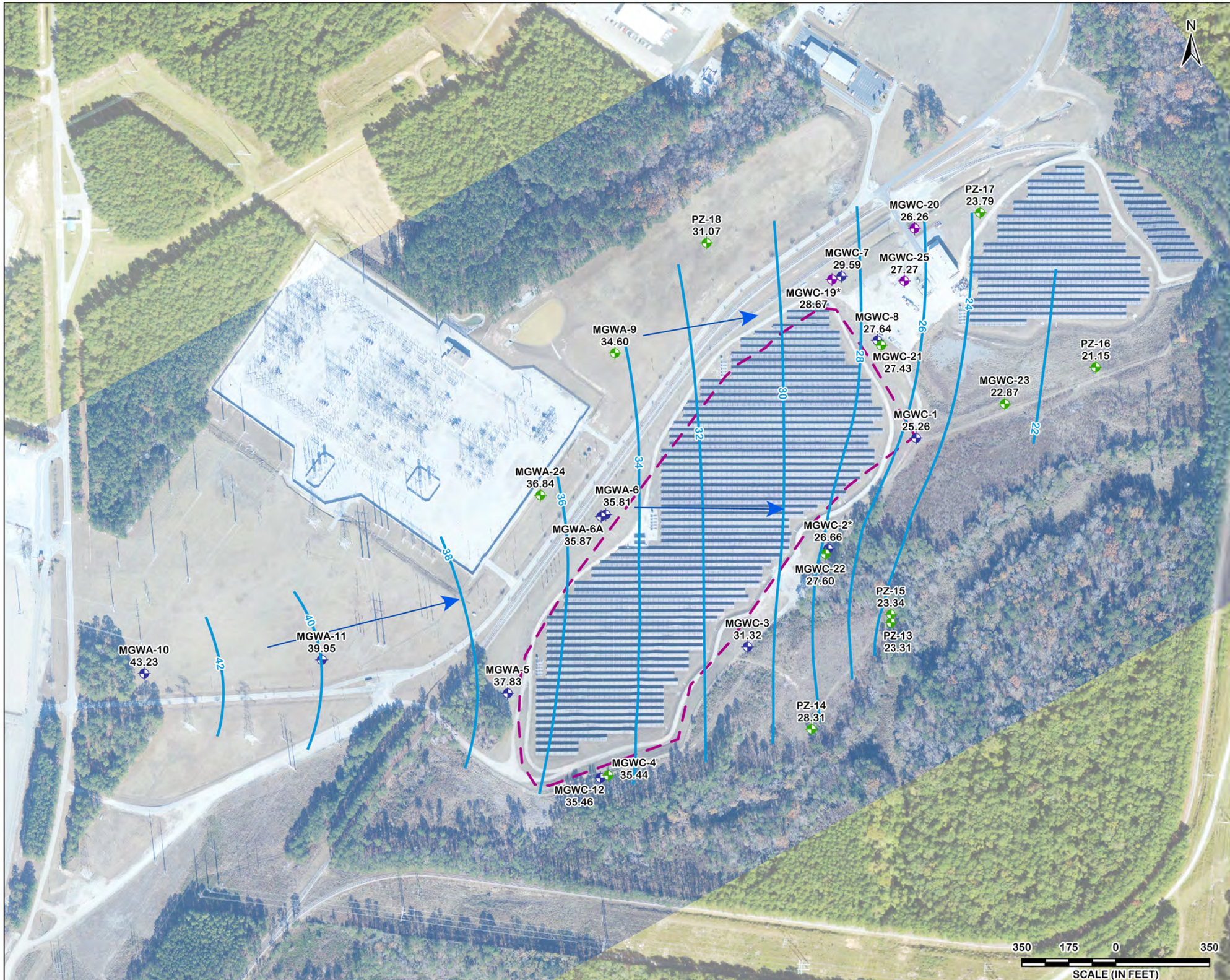

Georgia Power

GEORGIA POWER COMPANY
PLANT McINTOSH ASH POND 1

LEGEND

- APPROXIMATE AP-1 BOUNDARY
- GROUNDWATER ELEVATION CONTOUR
- GROUNDWATER FLOW DIRECTION
- DETECTION WELL
- ASSESSMENT WELL
- PIEZOMETER

NOTES

1. AERIAL DATED DECEMBER 2025, PROVIDED BY SAM, LLC. ADDITIONAL PHOTOGRAPHY SOURCED FROM NATIONAL AGRICULTURE IMAGERY PROGRAM (NAIP) DATED OCTOBER 17, 2023.
2. WATER LEVEL ELEVATION MEASURED FEBRUARY 2, 2026.
3. * = ELEVATIONS FOR MGWC-2 AND MGWC-19 ARE NOT USED TO CALCULATE POTENTIOMETRIC CONTOURS.

CHARLES BRISENDINE ADAMS
GEORGIA REGISTERED PROFESSIONAL GEOLOGIST
No.1632

ATLANTIC COAST CONSULTING, INC.

2026 SEMIANNUAL GROUNDWATER MONITORING AND CORRECTIVE ACTION REPORT

POTENTIOMETRIC CONTOUR MAP
FEBRUARY 2026

FIGURE 4

APPENDICES

APPENDIX A

Groundwater Monitoring Well Installation Report (MGWC-25)

GEORGIA POWER COMPANY
Plant McIntosh - AP-1

Groundwater Monitoring Well Installation Report (MGWC-25)

April 3, 2026

Georgia Power Company Plant McIntosh
AP-1

Groundwater Monitoring Well Installation Report (MGWC-25)

April 3, 2026

Prepared By:
Arcadis U.S., Inc.
2839 Paces Ferry Road, Suite 1000
Atlanta
Georgia 30339
Phone: 770 431 8666
Fax: 770 435 2666

Prepared For:
Georgia Power Company
Rincon, Georgia

Auguste Parrinello
Project Geologist

Geoff Gay, P.E.
Technical Expert, Vice President

Contents

Professional Engineer Certification iv
1 Introduction 1
2 Drilling and Well Installation 1
2.1 Drilling Method 1
2.2 Screened Intervals 1
2.3 Well Construction Materials 2
2.3.1 Filter Pack 2
2.3.2 Annular Seal 2
2.3.3 Cap and Protective Casing 2
3 Well Development 3
4 Survey 3
5 References 3

Table

Table 1 Well Construction Data

Figure

Figure 1 Well Location Map

Appendices

A Well Construction and Development Logs
B Well Driller Performance Bond
C Well Survey Report

Professional Engineer Certification

I certify that I am a qualified groundwater scientist who has received a baccalaureate or post-graduate degree in the natural sciences or engineering and have sufficient training and experience in groundwater hydrology and related fields as demonstrated by state registration and completion of accredited university courses that enable me to make sound professional judgments regarding groundwater monitoring and contaminant fate and transport. I hereby certify that I am a qualified groundwater scientist, in accordance with the Georgia Rules of Solid Waste Management 391-3-4-.01, and 40 CFR Part 258.50(g). I further certify that this report was prepared by me or by a subordinate working under my direction.

4/2/2026

J. Geoffrey Gay, P.E.
Technical Expert, Vice President
Georgia Registration No. 27801

Date

1 Introduction

Plant McIntosh (the Site) is located at 981 Old Augusta Central Road in Effingham County, Georgia, approximately 4 miles northeast of the City of Rincon and 20 miles north of the City of Savannah (**Figure 1**). Plant McIntosh, once a coal-fired power generation facility, has been converted to natural gas combustion turbines.

The objective of this report is to document the installation of downgradient groundwater monitoring well MGWC-25. MGWC-25 was installed to delineate the extent of lithium downgradient of MGWC-7. **Figure 2** depicts the configuration of ash pond AP-1 and the location of the monitoring wells. MGWC-25 was installed January 22-23, 2026. Well construction activities were performed in general accordance with the standards described in the RCRA Technical Enforcement Guidance Document (1986), the Georgia Water Wells Standards Act of 1985, and USEPA Region 4 Science and Ecosystem Support Division Design and Installation of Monitoring Wells guidance SESDGUID-101-R2 (USEPA 2018) and the Plant McIntosh - Ash Pond 1 Groundwater Monitoring Plan (GEI Consultants 2019).

2 Drilling and Well Installation

The groundwater monitoring system is designed and installed according to accepted industry standards and following guidelines within the Manual for Groundwater Monitoring (GA EPD 1991) and the Groundwater Monitoring Plan. The location and depth of the monitoring well were selected based on the characterization of site-specific hydrogeologic conditions by a qualified professional engineer and geologist. Groundwater monitoring location MGWC-25 was designed to add an additional groundwater monitoring point to improve the understanding of current groundwater flow direction and delineation of lithium. The screened interval elevations for MGWC-25 are similar to MGWC-7. The installation date, location, elevation, screen interval, and designation for MGWC-25 are provided in the following sections. Boring and well construction logs are provided in **Appendix A**. **Table 1** provides a summary of the new well construction.

2.1 Drilling Method

The monitoring well was installed by GSE Drilling, which had a current and valid bond with the Water Wells Standards Advisory Council for the state of Georgia at the time of drilling and well installation (**Appendix B**).

The monitoring well installation was performed under the oversight and direction of a Georgia Registered Professional Geologist with Arcadis. Borehole advancement drilling was completed using rotosonic drilling techniques. The drilling equipment consisted of a Terrasonic® compact track mounted rotasonic drill rig equipped with 4-inch sonic core rods with a 6-inch outer-casing sleeve. During the drilling, continuous core samples were logged in the field for lithologic properties.

2.2 Screened Intervals

Monitoring well MGWC-25 was screened within the water bearing, primary sand unit which extends laterally across the site at varying depths. The screened interval elevations for MGWC-25 are similar to MGWC-7.

Monitoring well MGWC-25 is constructed with 10 feet of U-Pack® well screen placed at the interval 29 to 39 feet below ground surface (bgs) with a flush-threaded polyvinyl chloride (PVC) end cap.

2.3 Well Construction Materials

The monitoring well was designed and constructed to: (1) allow sufficient groundwater flow to the well for sampling; (2) minimize the passage of formation materials (turbidity) into the wells; and (3) ensure sufficient structural integrity to prevent collapse of the well.

The well is constructed of 2-inch diameter Schedule 40 PVC casing affixed to a dual-wall slotted 10-foot U-Pack® PVC screen. The U-Pack® well screens consist of a 3-inch diameter outer PVC well screen and a 2-inch centralized inner PVC well screen in one integrated unit.

Factory slotted 0.010-inch screens were used. The construction materials are ink-free, National Science Foundation (NSF) approved, and do not contain glues or solvents. Casing and screen sections are flush-threaded (ASTM-F-480).

2.3.1 Filter Pack

Following placement of the well screen and casing, the annular space adjacent to the well screen was filled with FilterSil filter-pack sand size #20/40 by hand pouring while tagging depth. This size sand is approximately 20-40 sieve range, high purity, well-rounded quartz (silica) sand. Three 50-pound bags of filter pack material (approximately 1.5 cubic feet) were placed within the void space of the U-Pack® well screen and the annular space outside of the well screen extended a minimum of 2 feet above the top of the well screen. The depth to the top of filter pack was measured and recorded in the well construction logs provided in **Appendix A.**

After placing the filter pack and prior to installing the annular seal, the well was pumped for at least 30 minutes to ensure proper settlement of the filter pack. Prior to installing the annular seal, the depth to the filter pack was remeasured to ensure a minimum of two feet was present above the screen.

2.3.2 Annular Seal

An annular seal composed of approximately 2 feet of 3/8” uncoated bentonite pellets was placed on top of the filter pack by slowly pouring the material down the borehole and tamping it into place with a tremie pipe. Approximately one half of a 50-pound bucket of uncoated 3/8-inch bentonite pellets were used. The bentonite pellets were hydrated for a minimum of 2 hours using potable water and allowed to cure before grouting the well.

Following hydration of the bentonite, the remaining annular space was tremie-grouted from approximately 24 feet bgs to ground surface with Type I/II Portland cement grout slurry. Approximately 6.5 bags of cement mixed with 37 gallons of water were used to produce the slurry. The monitoring well surface completion consists of a locked, aluminum protective casing, a four-foot by four-foot by four-inch concrete pad, and four surface protection bollards.

2.3.3 Cap and Protective Casing

The well riser was fitted with a protective cap and a lockable cover. A one-quarter inch vent hole in the PVC riser pipe provides an avenue for the escape of gas. The protective cap prevents the introduction of foreign materials,

and the locking cap serves as a security device to prevent well tampering. Bollards were installed around the four corners of the concrete pad to protect the well.

A weep hole was drilled in the outer protective casing near the bottom above the concrete pad. Pea gravel was placed inside the protective casing between the riser pipe and the outer protective casing. The well is marked with the proper well identification number on the stand-up casing.

3 Well Development

Monitoring well MGWC-25 was developed on January 29, 2026, using a surge block, GeoTech Reclaimer pump, and a submersible Proactive® Mega-Monsoon pump. The well was surged continuously across the entire well screen with the Proactive® pump from top to bottom and over-pumped to remove fines resulting from the well installation activities. Turbidity, pH, temperature, and conductivity measurements ensured that the well was fully developed. Final turbidity measurements following development were less than 5 nephelometric turbidity units (NTU). The well development form is included in **Appendix A**.

4 Survey

The monitoring well locations and top of casing (TOC) elevations were surveyed by Gunnin Survey on February 3, 2026, using a Global Positioning System (GPS). Horizontal survey locations are relative to the Georgia State Plane Coordinate System, East Zone, NAD83, US Survey Feet. All horizontal locations meet or exceed an accuracy of 0.1 foot. Vertical elevations are referenced to NAVD88, US Survey Feet and meet an accuracy standard of 0.01 foot. A detailed survey report is included in **Appendix C.**

5 References

Georgia Environmental Protection Division, Georgia Department of Natural Resources. Manual for Groundwater Monitoring, September 1991.

GEI Consultants. Plant McIntosh - Ash Pond 1 Groundwater Monitoring Plan. November 2019.

United States Environmental Protection Agency (USEPA), Science and Ecosystem Support Division (SESD). Design and Installation of Monitoring Wells SESDGUID-101-R2, January 16, 2018.

Table

Table 1 - Well Construction Data
Georgia Power Company
Plant McIntosh - AP-1
Rincon, Georgia

Well ID	Installation Date	Northing	Easting	Ground Elevation [1] (ft)	Top of Casing (TOC) Elevation (ft)	Top of Screen Elevation (ft)	Bottom of Screen Elevation (ft)	Total Depth (ft bTOC)
MGWC-25	1/23/2026	857400.37	964243.68	57.27	60.33	28.04	18.04	42.79

Notes:
1.Ground Eleveation is that of the survey disk on concrete pad
ft: feet
bTOC: below Top of Casing
Elevation in U.S. Survey Feet (NAVD88/Geoid 2018)
Northing and Easting Georgia State Plane East, NAD83

Figures

LEGEND

- NEWLY INSTALLED WELL
- DETECTION WELL
- ASSESSMENT WELL
- PIEZOMETER
- APPROXIMATE AP-1 BOUNDARY

NOTES:
1. AERIAL IMAGE SOURCES: dated: 12/2025.

60 30 0 60
GRAPHIC SCALE IN FEET

COORDINATE SYSTEM: NAD 1983 STATEPLANE
GEORGIA EAST FIPS 1001 FEET

Georgia Power
PLANT MCINTOSH

WELL LOCATION MAP

ARCADIS

FIGURE
2

PATH: T:_ENVGA_Power\GPC_Plant_McIntosh_Pro\2025\GPC_McIntosh_Report\2025\GPC_McIntosh_Report2025.aprx\ F2_McIntosh_Supplemental_Investigation_WellLocMap Last Saved by: AKENS 3/24/2026

Appendix A

Well Construction and Development Logs

ARCADIS

Soil Boring and Construction Log

Boring No./Well ID: **SB-13 / MGWC-25**

Surface Finish Stickup: 3.29 ft

Client Name:	Georgia Power	Date Started:	01-21-2026	Well Type:	Single Screened
Project Number:	30250944.2B	Date Completed:	01-23-2026	Logger(s):	Perry Studebaker
Project Name:	Plant McIntosh HRSC	Total Depth:	40.0 ft bgs	Reviewer:	Auguste Parrinello

Depth (ft)	Sample ID	Rec. (ft)	Graphic	Material Description	Photo	Drilling Fluid and Notes
1, 2, 3, 4, 5, 6, 7, 8, 9		0.00				(0-10 ft) Cleared via hydro-vac
10, 11, 12, 13, 14	MCI-SB13-13-14	8.50		(10.0-16.5 ft): CLAY, little very fine to fine sand, trace silt; stiff, high plasticity, well sorted, moist, 2.5YR 5/6 - red, mottled structure. NOTE: Micaceous.		(10-39 ft) Sonic rig drilled down to 39', left casing in place to continue well installation next day
15, 16				(16.5-18.0 ft): CLAY, little very fine to fine sand, trace silt; stiff, high plasticity, well sorted, moist, 10YR 6/6 - brownish yellow, mottled structure.		
17, 18				(18.0-18.5 ft): CLAY, some fine to coarse sand, subangular, trace silt; medium stiff, medium to high plasticity, well sorted, moist, 10YR 6/6 - brownish yellow, blocky structure.		
19, 20	MCI-SB13-19-20			(18.5-19.0 ft): CLAY, little fine to coarse sand, subangular, trace silt; stiff, medium to high plasticity, well sorted, moist, 2.5Y 7/3 - pale yellow, laminated structure.		
21				(19.0-21.0 ft): SAND, fine to coarse, subangular, little clay, trace silt; loose, low plasticity, well sorted, moist, 10YR 6/8 - brownish yellow.		
22, 23		8.00		(21.0-23.5 ft): CLAY, some fine to coarse sand, subangular, trace silt; medium stiff, high plasticity, well sorted, moist, 2.5YR 4/6 - red, mottled structure. NOTE: Softer towards bottom of interval.		
24, 25				(23.5-26.5 ft): SAND, fine to medium, subangular and CLAY, trace silt; medium stiff, low plasticity, well sorted, moist, 2.5Y 5/4 - light olive brown, blocky structure.		

Construction Details

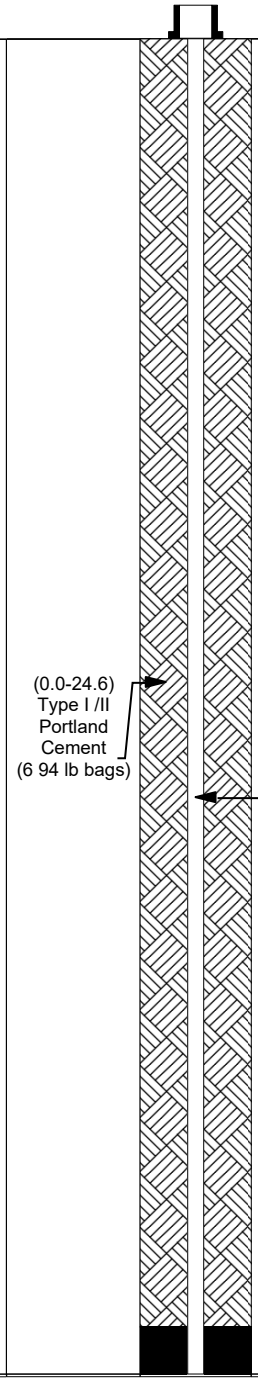

Drilling Co.:	GSE	Interval Length:	5.0 ft
Driller:	David, Brandon (helper), Nick(helper)	First Encountered Water (ft bgs):	▼ 32.00
Drilling Method:	Hydro-Vac (HV), Roto-sonic (RS)	Static Water Level (ft bgs):	▽ 33.85
Sampling Method:	Roto-sonic (RS)	Top of Casing Elevation:	60.33 ft amsl
Drill Rig:	Terrasonic Track Rig	Ground Surface Elevation:	57.04 ft amsl 57.27 ft amsl survey disk
Terminology NA: Not Applicable	Remarks	Easting:	964243.68 ft
		Northing:	857400.37 ft
		Coordinate System:	NAD 83 GA Zone East; NAVD88

ARCADIS

Soil Boring and Construction Log

Boring No./Well ID: **SB-13 / MGWC-25**

Surface Finish Stickup: 3.29 ft

Client Name:	Georgia Power	Date Started:	01-21-2026	Well Type:	Single Screened
Project Number:	30250944.2B	Date Completed:	01-23-2026	Logger(s):	Perry Studebaker
Project Name:	Plant McIntosh HRSC	Total Depth:	40.0 ft bgs	Reviewer:	Auguste Parrinello

Depth (ft)	Sample ID	Rec. (ft)	Graphic	Material Description	Photo	Drilling Fluid and Notes	Construction Details
26				(23.5-26.5 ft): SAND, fine to medium, subangular and CLAY, trace silt; medium stiff, low plasticity, well sorted, moist, 2.5Y 5/4 - light olive brown, blocky structure.			(24.6-26.8) Bentonite Pellets 25 lbs uncoated Pel-Plug
27				(26.5-32.0 ft): CLAY, some very fine to fine sand, subangular, trace silt; medium stiff, medium plasticity, well sorted, moist, 2.5Y 7/3 - pale yellow, lensed structure. NOTE: Small sand seams/pockets evenly distributed across interval.			
28							
29							
30							
31							
32				(32.0-39.5 ft): SAND, very fine to fine, subangular, little silt, little clay; medium stiff, no plasticity, well sorted, moist, 2.5Y 7/3 - pale yellow, lensed structure. NOTE: 1-2" Small clay seams and nodules sparsely distributed throughout interval.			(26.8-39.0) FilterSil #20/40 Sand 1.5 cu-ft
33							
34							2" 0.01"-Slot Pre-Packed U-Pack Screen
35		9.50					
36							
37							
38							
39							
40				(39.5-40.0 ft): CLAY, some very fine to fine sand, subangular, trace silt; soft, medium to high plasticity, well sorted, moist, 2.5Y 5/3 - light olive brown. End Depth: 40.00 ft			
41							
42							
43							
44							
45							
46							
47							
48							
49							
50							

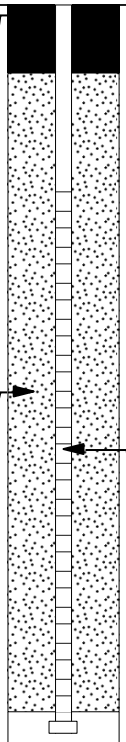

Drilling Co.:	GSE	Interval Length:	5.0 ft
Driller:	David, Brandon (helper), Nick(helper)	First Encountered Water (ft bgs):	▼ 32.00
Drilling Method:	Hydro-Vac (HV), Roto-sonic (RS)	Static Water Level (ft bgs):	▽ 33.85
Sampling Method:	Roto-sonic (RS)	Top of Casing Elevation:	60.33 ft amsl
Drill Rig:	Terrasonic Track Rig	Ground Surface Elevation:	57.04 ft amsl 57.27 ft amsl disk
Terminology NA: Not Applicable	Remarks	Easting:	964243.68 ft
		Northing:	857400.37 ft
		Coordinate System:	NAD 83 GA Zone East; NAVD88

Atlantic Coast Consulting, Inc.
Well Development Field Record

Job Name: Plant McIntosh AP1 Development
Job No. I054-117 Well ID MGWC-25
Developed By: J. May
Date of Installation: 1/2026 Sheet 1 of 1
Started Dev. 1/29/2026 7:55 (Date / Time)
Completed Dev. 1/29/2026 11:10 (Date / Time)
W.L. Before Dev. 32.95 1/29/26 07:35 (BTOC / Date / Time)
W.L. After Dev. 33.85 1/29/26 11:30 (BTOC / Date / Time)
Well Depth Before Dev.: 42.75 BTOC
Well Depth After Dev.: 42.79 BTOC
Water Column (H): 9.80 Ft. Well Dia.: 2 In.
Well Volume: 1.57 Gal. Screen Length: 10 Ft.

Date / Time	Volume Removed (Gal.)	Water Level (BTOC)	Field Parameters						Purge Rate
			pH (S.U.)	Specific Cond. (umhos/cm)	DO mg/L	Turbidity (NTU)	Temperature (°C)	ORP	
1/29/26 8:00	--	--	SURGE WITH SURGE BLOCK (15 MINUTES)						
1/29/26 8:30	--	32.98	SURGE AND PURGE WITH RECLAIMER (15 MINUTES)						1500 mL/min
1/29/26 8:45	5.92	35.30	5.64	360.4	4.275	1000+	13.88	185.6	1500 mL/min
1/29/26 9:00	11.84	35.20	SURGE AND PURGE WITH RECLAIMER (5 MINUTES)						1500 mL/min
1/29/26 9:05	13.81	35.43	5.86	345.4	3.491	1000+	16.77	158.1	1500 mL/min
1/29/26 9:15	17.76	35.45	5.88	342.0	3.214	792	17.60	148.0	1500 mL/min
1/29/26 9:25	21.71	35.58	5.84	342.9	2.888	369	18.48	124.4	1500 mL/min
1/29/26 9:35	25.66	35.56	5.91	344.5	3.289	308	18.36	118.3	1500 mL/min
1/29/26 9:50	31.58	35.25	5.85	346.3	3.009	120	18.59	109.6	1500 mL/min
1/29/26 9:50	--	--	SWITCH TO MEGA MONSOON						
1/29/26 10:05	--	34.60	PURGE VOLUME WITH MEGA MONSOON						1600 mL/min
1/29/26 10:10	33.69	37.54	6.31	397.0	1.328	1000+	17.42	81.0	1600 mL/min
1/29/26 10:20	37.90	38.28	6.20	371.5	2.326	1000+	15.49	77.7	1600 mL/min
1/29/26 10:25	40.00	37.23	5.99	368.8	1.781	154	21.08	78.3	1600 mL/min
1/29/26 10:30	42.10	--	START TROLL LOG						1600 mL/min
1/29/26 11:10	58.94	36.90	5.93	368.8	1.695	0.71	21.44	88.8	1600 mL/min
Total Volume Removed:	58.94 gallons								

Development Method: Surge with surge-block and rigid tubing; surge and purge with reclaimer; purge volume with monsoon.

5 WELL VOLUMES = 7.84 gallons

Well can support 400 mL/min purge with constant water level (34.30' BTOC).

Notes: H = well depth (BTOC) - W.L. (BTOC)
2" diameter well: 0.16 X H = volume in gallons
4" diameter well: 0.66 X H = voume in gallons

Field Instrumentation Calibration Form

ATLANTIC COAST CONSULTING, INC.

Site Name: Plant McIntosh AP

Date: 01-29-26

Calibrated By: J. May

Field Conditions: Sunny, 30s

Instrument	Manufactuer/ Model	Serial Number
Water Quality Meter	Aqua Troll 500	1235093
Turbidity Meter	Hach 2100Q	18090C069298

Calibration Standard Information				
Parameter	Standard	Lot #	Date of Expiration	Brand
D.O. (%)	N/A	DI H_2O	N/A	N/A
pH (SU)	4.00	5G10399	09/27	PINE
pH (SU)	7.00	5GK0631	11/27	PINE
pH (SU)	10.00	5G10401	09/27	PINE
Specific Conductance (µS/cm)	1,413	5G10959	09/26	PINE
ORP (mV)	240.0	5G10371	06/26	PINE

	Standard	Lot #	Date of Expiration	Brand
Turbidity (NTU)	0	DI H_2O	N/A	N/A
	10	A5232	11/26	HACH
	20	A5231	11/26	HACH
	100	A5231	11/26	HACH

Calibration

Time Start: 0720 Time Finish: 0745

Parameter	Standard	Calibration Value	Calibration Solution Temperature (°C)	Acceptance Criteria	Reference
D.O. (%)	N/A	100.0	8.239	± 10%	EPA 2023
pH (SU)	4.00	4.00	4.406	± 0.1	GWMP
pH (SU)	7.00	7.06	3.540	± 0.1	GWMP
pH (SU)	10.00	10.14	3.992	± 0.1	GWMP
Specific Conductance (µS/cm)	1,413	1413.0	2.297	± 10% of standard	NA
ORP (mV)	~~240.0~~ 258.3	260.7	2.763	± 10	EPA 2023

	Standard	Calibration Value	Acceptance Criteria	Reference
Turbidity (NTU)	0	0.28	± 10% of standard	EPA 2023
	10	10.3		
	20	20.1		
	100	101		

Calibration Check

Time Start Time Finish

Parameter	Standard	Calibration Value	Calibration Solution Temperature (°C)	Acceptance Criteria	Reference
pH (SU)	4.00			± 0.1	GWMP
pH (SU)	7.00			± 0.1	GWMP
pH (SU)	10.00			± 0.1	GWMP
Specific Conductance (µS/cm)	1,413			± 10% of standard	EPA 2023

	Standard	Calibration Value	Acceptance Criteria	Reference
Turbidity (NTU)	0		± 10% of standard	EPA 2023
	10			
	20			
	100			

Appendix B

Well Driller Performance Bond

GA Water Well Contractor License #_____

Bond Number **106478130**

Performance Bond For Water Well Contractors

Name of Water Well Contractor **ROBERT MORGAN - CHRIS RATLEY d/b/a - GSE, INC.**

Know All Men By These Presents

That we **ROBERT MORGAN - CHRIS RATLEY** and _____ **GSE, INC.** _____ any and all employees, officers, partners (collectively hereinafter, **Principal**), and we **Travelers Casualty and Surety Company of America**, duly organized under the laws of the State of CONNECTICUT (hereinafter, **Surety**), are held and firmly bound unto the Director of the Environmental Protection Division, Department of Natural Resources, State of Georgia (**Director**) and his or her successor or successors in office, as **Obligee**, in the full sum of **THIRTY THOUSAND DOLLARS ($30,000.00)** for the payment of which will and truly to be made, the Principal and Surety bind ourselves, our heirs, administrators, successors and assigns, jointly and severally, by these presents.

WHEREAS, the Water Well Standards Act of 1985 (O.C.G.A. §§ 12-5-120 *et seq.*) (the Act) requires that a Water Well Contractor, as that term is defined by the Act, have a performance bond with the Director to ensure compliance with the Act; and WHEREAS the above bound Principal is subject to the terms and provisions of said Act.

NOW, THEREFORE, the conditions of this obligation are such that if the above bound Principal shall fully and faithfully perform the duties and in all things comply with the procedures and standards set forth in the Act as now and hereafter amended, and the rules and regulations promulgated pursuant thereto, including but not limited to the correction of any violation of such procedures and standards upon discovery, irrespective of whether such discovery is made before completion of any well subject to this bond, then this obligation shall be void; otherwise it shall remain in full force and effect.

And Surety, for value received, agrees that no amendment to existing laws, rules or regulations, or adoption of new laws, rules or regulations shall in anyway discharge its obligation on this bond, and does hereby waive notice of any such amendment, adoption or modification.

This bond shall be effective from the **30** day of **June**, **2025** and shall continue in effect until **June 30, 2027**, unless sooner terminated by mutual agreement of Principal and Surety, provided that no such termination may be made unless sixty (60) days' prior written notice is made to the Director. In the event of such termination, the rights of the Director as Obligee and beneficiaries under this bond which arose prior to such termination shall continue.

IN WITNESS THEREOF the Principal and Surety have caused these present to be duly signed and sealed, this the **01** day of **April**, **2025**.

Principal	**Surety**
ROBERT MORGAN - CHRIS RATLEY d/b/a - GSE, INC.	**Travelers Casualty and Surety Company of America**
Chris Ratley	Russell E Vance
Print name: Chris Ratley	Print name: **Russell E. Vance**
Title: Vice President	Title: **Attorney-In-Fact**
Seal:	Seal: TRAVELERS CASUALTY AND SURETY COMPANY OF AMERICA SEAL

Revised 03.03.2025

TRAVELERS	Travelers Casualty and Surety Company of America Travelers Casualty and Surety Company St. Paul Fire and Marine Insurance Company Farmington Casualty Company

POWER OF ATTORNEY

Travelers Casualty and Surety Company of America, Travelers Casualty and Surety Company, St. Paul Fire and Marine Insurance Company, and Farmington Casualty Company are corporations duly organized under the laws of the State of Connecticut (herein collectively called the "Companies"), and the Companies do hereby make, constitute and appoint **Russell E. Vance** of **Hartford**, **CT** their true and lawful Attorney(s)-in-Fact to sign, execute, seal and acknowledge the following bond or undertaking, and any riders thereto:

Surety Bond No.: 106478130 **Principal: ROBERT MORGAN - CHRIS RATLEY d/b/a - GSE, INC.**

IN WITNESS WHEREOF, the Companies have caused this instrument to be signed, and their corporate seals to be hereto affixed, this **16th** day of **February**, **2024.**

State of Connecticut

City of Hartford ss.

By: Bryce Grissom, Senior Vice President

On this the **16th** day of **February**, **2024**, before me personally appeared **Bryce Grissom**, who acknowledged himself to be the Senior Vice President of each of the Companies, and that he, as such, being authorized so to do, executed the foregoing instrument for the purposes therein contained by signing on behalf of said Companies by himself as a duly authorized officer.

IN WITNESS WHEREOF, I hereunto set my hand and official seal.

My Commission expires the **30th** day of **June**, **2026**

Anna P. Nowik, Notary Public

This Power of Attorney is granted under and by the authority of the following resolutions adopted by the Boards of Directors of each of the Companies, which resolutions are now in full force and effect, reading as follows:

RESOLVED, that the Chairman, the President, any Vice Chairman, any Executive Vice President, any Senior Vice President, any Vice President, any Second Vice President, the Treasurer, any Assistant Treasurer, the Corporate Secretary or any Assistant Secretary may appoint Attorneys-in-Fact and Agents to act for and on behalf of the Company and may give such appointee such authority as his or her certificate of authority may prescribe to sign with the Company's name and seal with the Company's seal bonds, recognizances, contracts of indemnity, and other writings obligatory in the nature of a bond, recognizance, or conditional undertaking, and any of said officers or the Board of Directors at any time may remove any such appointee and revoke the power given him or her; and it is

FURTHER RESOLVED, that the Chairman, the President, any Vice Chairman, any Executive Vice President, any Senior Vice President or any Vice President may delegate all or any part of the foregoing authority to one or more officers or employees of this Company, provided that each such delegation is in writing and a copy thereof is filed in the office of the Secretary; and it is

FURTHER RESOLVED, that any bond, recognizance, contract of indemnity, or writing obligatory in the nature of a bond, recognizance, or conditional undertaking shall be valid and binding upon the Company when (a) signed by the President, any Vice Chairman, any Executive Vice President, any Senior Vice President or any Vice President, any Second Vice President, the Treasurer, any Assistant Treasurer, the Corporate Secretary or any Assistant Secretary and duly attested and sealed with the Company's seal by a Secretary or Assistant Secretary; or (b) duly executed (under seal, if required) by one or more Attorneys-in-Fact and Agents pursuant to the power prescribed in his or her certificate or their certificates of authority or by one or more Company officers pursuant to a written delegation of authority; and it is

FURTHER RESOLVED, that the signature of each of the following officers: President, any Executive Vice President, any Senior Vice President, any Vice President, any Assistant Vice President, any Secretary, any Assistant Secretary, and the seal of the Company may be affixed by facsimile to any Power of Attorney or to any certificate relating thereto appointing Resident Vice Presidents, Resident Assistant Secretaries or Attorneys-in-Fact for purposes only of executing and attesting bonds and undertakings and other writings obligatory in the nature thereof, and any such Power of Attorney or certificate bearing such facsimile signature or facsimile seal shall be valid and binding upon the Company and any such power so executed and certified by such facsimile signature and facsimile seal shall be valid and binding on the Company in the future with respect to any bond or understanding to which it is attached.

I, **Kevin E. Hughes**, the undersigned, Assistant Secretary of each of the Companies, do hereby certify that the above and foregoing is a true and correct copy of the Power of Attorney executed by said Companies, which remains in full force and effect.

Dated this 01 day of April, 2025.

Kevin E. Hughes, Assistant Secretary

To verify the authenticity of this Power of Attorney, please call us at 1-800-421-3880.
Please refer to the above-named Attorney(s)-in-Fact and the details of the bond to which this Power of Attorney is attached.

Appendix C

Well Survey Report

GUNNIN SURVEY

141 Railroad Street, Suite 116
Canton, Georgia 30114
www.gunninsurvey.com

DATE: February 4, 2026

TO: Atlantic Coast Consulting, Inc
11545 Wills Road
Suite 100
Alpharetta, GA 30009

ATTN: Charles Adams, PG of Atlantic Coast Consulting

SUBJECT: Plant Mcintosh Landfill: AP-1 Monitoring Well

The following data has been established on the new monitoring well utilizing NAD83 GA Zone East Horizontal Datum and NAVD88 / Geoid 2018 Vertical Datum. The well was surveyed to the following tolerances: 0.01' vertical and 0.1' horizontal via conventional survey methods and Global Navigation Satellite Systems. The wells were cross-checked for horizontal and vertical accuracy.

Date of Survey: 2/03/2026.

WELL ID	NORTHING	EASTING	ELEV.	ELEV.	ELEV.	ELEV.
	DISK	DISK	DISK	GROUND	TOP OF CASE	TOP OF PVC
MGWC-25	857400.37	964243.68	57.27	57.04	60.54	60.33

Sincerely yours,

Gunnin Land Surveying, LLC.
Richard B. Kook, P.L.S. #3586

Arcadis U.S., Inc.
2839 Paces Ferry Road, Suite 900
Atlanta
Georgia 30339
Phone: 770 431 8666
Fax: 770 435 2666
www.arcadis.com

APPENDIX B

Laboratory Analytical and Field Sampling Reports

APPENDIX B

Laboratory Analytical and Field Sampling Reports
February 2026 Monitoring Event

eurofins | Environment Testing

ANALYTICAL REPORT

PREPARED FOR

Attn: Kevin Stephenson
Southern Company
241 Ralph McGill Blvd SE
B10185
Atlanta, Georgia 30308

Generated 2/13/2026 5:26:31 PM

JOB DESCRIPTION

Plant McIntosh - Ash Pond 1

JOB NUMBER

705-56493-1

Eurofins Atlanta
3080 Presidential Dr
Atlanta GA 30340

See page two for job notes and contact information.

my EOL

Eurofins Atlanta

Job Notes

The test results in this report relate only to the samples as received by the laboratory and will meet all requirements of the methodology, with any exceptions noted. This report shall not be reproduced except in full, without the express written approval of the laboratory. All questions should be directed to the Eurofins Environment Testing Southeast, LLC Project Manager.

Authorization

Generated
2/13/2026 5:26:31 PM

Authorized for release by
David Fuller, Project Manager
David.Fuller@et.eurofinsus.com
(770)344-8986

Table of Contents

Cover Page 1
Table of Contents 3
Sample Summary 4
Chain of Custody 5
Receipt Checklists 7
Definitions/Glossary 8
Case Narrative 9
Detection Summary 10
Client Sample Results 15
Method Summary 30
Lab Chronicle 31
QC Sample Results 38
Certification Summary 46

Sample Summary

Client: Southern Company
Project/Site: Plant McIntosh - Ash Pond 1

Job ID: 705-56493-1

Lab Sample ID	Client Sample ID	Matrix	Collected	Received	Sample Origin
705-56493-1	MCI-MGWA-6A	Water	02/02/26 15:43	02/04/26 13:39	Georgia
705-56493-2	MCI-MGWA-10	Water	02/03/26 10:13	02/04/26 13:39	Georgia
705-56493-3	MCI-MGWA-6	Water	02/03/26 10:03	02/04/26 13:39	Georgia
705-56493-4	MCI-MGWA-11	Water	02/03/26 12:00	02/04/26 13:39	Georgia
705-56493-5	MCI-MGWA-5	Water	02/03/26 11:19	02/04/26 13:39	Georgia
705-56493-6	MCI-MGWC-2	Water	02/03/26 15:30	02/04/26 13:39	Georgia
705-56493-7	MCI-MGWC-3	Water	02/03/26 13:52	02/04/26 13:39	Georgia
705-56493-8	MCI-MGWC-7	Water	02/03/26 15:57	02/04/26 13:39	Georgia
705-56493-9	MCI-MGWC-12	Water	02/03/26 14:10	02/04/26 13:39	Georgia
705-56493-10	MCI-AP1-FD-01	Water	02/03/26 00:00	02/04/26 13:39	Georgia
705-56493-11	MCI-AP1-FB-01	Water	02/03/26 13:55	02/04/26 13:39	Georgia
705-56493-12	MCI-AP1-EB-03	Water	02/03/26 16:05	02/04/26 13:39	Georgia
705-56493-13	MCI-MGWC-1	Water	02/04/26 09:41	02/04/26 13:39	Georgia
705-56493-14	MCI-MGWC-8	Water	02/04/26 11:07	02/04/26 13:39	Georgia
705-56493-15	MCI-MGWC-19	Water	02/04/26 09:37	02/04/26 13:39	Georgia
705-56493-16	MCI-MGWC-20	Water	02/04/26 11:05	02/04/26 13:39	Georgia
705-56493-17	MCI-AP1-FD-02	Water	02/04/26 00:00	02/04/26 13:39	Georgia
705-56493-18	MCI-AP1-FB-02	Water	02/04/26 09:30	02/04/26 13:39	Georgia
705-56493-19	MCI-AP1-EB-04	Water	02/04/26 11:30	02/04/26 13:39	Georgia

Eurofins Atlanta
3080 Presidential Dr
Atlanta, GA 30340
Phone (770) 457-8177

Chain of Custody Record

eurofins | Environment Testing America

Client Information	Sampler: T. Goble / H. Auld ACC	Lab PM: David Fuller / Phone: 770-344-8986	Carrier Tracking No(s):	COC No:
Client Contact: SCS Contacts	Phone: 770-594-5998	E-Mail: david.fuller@et.eurofinsus.com		Page: 1 of 2
Company: GA Power				Job #: 705-56493
Address: 241 Ralph McGill Blvd SE	Due Date Requested:			
City: Atlanta	TAT Requested (days):			
State, Zip: GA, 30308				
Phone: 404-506-7116(Tel)	Lab Project #: 70505835			
Email: SCS Contacts / ACC Contacts	PO #: GPC82130-0002 / PO Line #5			
Project Name: Plant McIntosh - Ash Pond 1	Project #:			
Site: Georgia	SSOW#:			

Analysis Requested

Sample Identification	Sample Date (mm/dd/yy)	Sample Time (hhmm)	Sample Type (C=Comp, G=grab)	Matrix (WG=ground water, WS=surface water, WQ=quality control)	Field Filtered Sample (Yes or No)	Perform MS/MSD (Yes or No)	300_ORGFM_28D - Chloride, Fluoride, Sulfate	2540C_Calcd - Total Dissolved Solids (TDS)	6010D - App III Metals: B, Ca	6020B - App IV Metals: Sb,As,Ba,Be,Cd,Cr,Co,Pb,Mo,Se,Tl	6010D - Lithium	7470A - App IV Mercury	9315_Ra226 - Radium-226 (GFPC) - 21 day decay	9320_Ra228 - Radium-228 (GFPC) - 21 day decay	Ra226Ra228_GFPC - Combined Radium 226 and 228					Total Number of containers
			Preservation Code:				I	I	D	D	D	D	D	D	D					
MCI- MGWA-6A	02/02/26	1543	G	WG	N	N	✓	✓	✓	✓	✓	✓	✓	✓	✓					5
MCI- MGWA-10	02/03/26	1013	G	WG	N	N	✓	✓	✓	✓	✓	✓	✓	✓	✓					5
MCI- MGWA-6	02/03/26	1003	G	WG	N	N	✓	✓	✓	✓	✓	✓	✓	✓	✓					5
MCI- MGWA-11	02/03/26	1200	G	WG	N	N	✓	✓	✓	✓	✓	✓	✓	✓	✓					5
MCI- MGWA-5	02/03/26	1119	G	WG	N	N	✓	✓	✓	✓	✓	✓	✓	✓	✓					5
MCI- MGWC-2	02/03/26	1530	G	WG	N	N	✓	✓	✓	✓	✓	✓	✓	✓	✓					5
MCI- MGWC-3	02/03/26	1352	G	WG	N	N	✓	✓	✓	✓	✓	✓	✓	✓	✓					5
MCI- MGWC-7	02/03/26	1557	G	WG	N	N	✓	✓	✓	✓	✓	✓	✓	✓	✓					5
MCI- MGWC-12	02/03/26	1410	G	WG	N	N	✓	✓	✓	✓	✓	✓	✓	✓	✓					5
★ MCI- API-FD-01	02/03/26	—	G	WG	N	N	✓	✓	✓	✓	✓	✓	✓	✓	✓					5
★ MCI- API-FB-01	02/03/26	1355	G	WQ	N	N	✓	✓	✓	✓	✓	✓	✓	✓	✓					5

Preservation Codes:

A - HCL	M - Hexane
B - NaOH	N - None
C - Zn Acetate	O - AsNaO2
D - Nitric Acid	P - Na2O4S
E - NaHSO4	Q - Na2SO3
F - MeOH	R - Na2S2O3
G - Amchlor	S - H2SO4
H - Ascorbic Acid	T - TSP Dodecahydrate
I - Ice	U - Acetone
J - DI Water	V - MCAA
K - EDTA	W - pH 4-5
L - EDA	Z - other (specify)

Other:

Task_Code: MCI-CCR-ASSMT-2026S1

Special Instructions/Note: Full APP III + APP IV

705-56493 COC

Possible Hazard Identification
☐ Non-Hazard ☐ Flammable ☐ Skin Irritant ☐ Poison B ☐ Unknown ☐ Radiological

Sample Disposal (A fee may be assessed if samples are retained longer than 1 month)
☐ Return To Client ☐ Disposal By Lab ☐ Archive For _____ Months

Deliverable Requested: I, II, III, IV, Other (specify)

Special Instructions/QC Requirements:

Empty Kit Relinquished by:	Date:	Time:	Method of Shipment:

Relinquished by	Date/Time	Company	Received by	Date/Time	Company
Taylor Goble	2-4-26/1230	ACC	[illegible]	02-04-26 1230	ACC
[illegible]	02-04-26 1339	ACC	[illegible]	2/4/26 1339	E-Sa
Relinquished by:	Date/Time:	Company	Received by:	Date/Time:	Company

Custody Seals Intact: Δ Yes Δ No | Custody Seal No.:

Cooler Temperature(s) °C and Other Remarks: 0.8/0.8 3.9/3.9 0.7/0.7 5.4/5.4

Ver: 01/16/2019 2/13/2026

Eurofins Atlanta
3080 Presidential Dr
Atlanta, GA 30340
Phone (770) 457-8177

Chain of Custody Record

eurofins | Environment Testing America

Client Information	Sampler: T. Gable / M. Avid ACC	Lab PM: David Fuller / Phone: 770-344-8986	Carrier Tracking No(s):	COC No:
Client Contact: SCS Contacts	Phone: 770-594-5998	E-Mail: david.fuller@et.eurofinsus.com		Page: 2 of 2
Company: GA Power				Job #: 705-56493
Address: 241 Ralph McGill Blvd SE	Due Date Requested:			
City: Atlanta	TAT Requested (days):			
State, Zip: GA, 30308				
Phone: 404-506-7116(Tel)	Lab Project #: 70505835			
Email: SCS Contacts / ACC Contacts	PO #: GPC82130-0002 / PO Line #5			
Project Name: Plant McIntosh - Ash Pond 1 New Well	Project #:			
Site: Georgia	SSOW#:			

Analysis Requested

Preservation Codes:
A - HCL, B - NaOH, C - Zn Acetate, D - Nitric Acid, E - NaHSO4, F - MeOH, G - Amchlor, H - Ascorbic Acid, I - Ice, J - DI Water, K - EDTA, L - EDA
M - Hexane, N - None, O - AsNaO2, P - Na2O4S, Q - Na2SO3, R - Na2S2O3, S - H2SO4, T - TSP Dodecahydrate, U - Acetone, V - MCAA, W - pH 4-5, Z - other (specify)
Other:

Task_Code: MCI-CCR-ASSMT-2026S1

Special Instructions/Note: Full APP III + APP IV

Sample Identification	Sample Date (mm/dd/yy)	Sample Time (hhmm)	Sample Type (C=Comp, G=grab)	Matrix (WG=ground water, WS=surface water, WQ=quality control)	Field Filtered Sample (Yes or No)	Perform MS/MSD (Yes or No)	300_ORGFM_28D - Chloride, Fluoride, Sulfate	2540C_Calcd - Total Dissolved Solids (TDS)	6010D - App III Metals: B, Ca	6020B - App IV Metals: Sb,As,Ba,Be,Cd,Cr,Co,Pb,Mo,Se,Tl	6010D - Lithium	7470A - App IV Mercury	9315_Ra226 - Radium-226 (GFPC) - 21 day decay	9320_Ra228 - Radium-228 (GFPC) - 21 day decay	Ra226Ra228_GFPC - Combined Radium 226 and 228	Total Number of containers
			Preservation Code:				I	I	D	D	D	D	D	D	D	
MCI-API-EB-~~01~~ 03	02/03/26	1605	G	WQ ~~WG~~	N	N	✓	✓	✓	✓	✓	✓	✓	✓	✓	5
MCI-MGWC-1	02/04/26	0941	G	WG	N	N	✓	✓	✓	✓	✓	✓	✓	✓	✓	5
MCI-MGWC-8	02/04/26	1107	G	WG	N	N	✓	✓	✓	✓	✓	✓	✓	✓	✓	5
MCI-MGWC-19	02/04/26	0937	G	WG	N	N	✓	✓	✓	✓	✓	✓	✓	✓	✓	5
MCI-MGWC-20	02/04/26	1105	G	WG	N	N	✓	✓	✓	✓	✓	✓	✓	✓	✓	5
MCI-API-FD-02	02/04/26	—	G	WG	N	N	✓	✓	✓	✓	✓	✓	✓	✓	✓	5
MCI-API-FB-02	02/04/26	0930	G	WQ	N	N	✓	✓	✓	✓	✓	✓	✓	✓	✓	5
MCI-API-EB-04	02/04/26	1130	G	WQ	N	N	✓	✓	✓	✓	✓	✓	✓	✓	✓	5

Possible Hazard Identification
☐ Non-Hazard ☐ Flammable ☐ Skin Irritant ☐ Poison B ☐ Unknown ☐ Radiological

Sample Disposal (A fee may be assessed if samples are retained longer than 1 month)
☐ Return To Client ☐ Disposal By Lab ☐ Archive For _____ Months

Deliverable Requested: I, II, III, IV, Other (specify)

Special Instructions/QC Requirements:

Empty Kit Relinquished by:	Date:	Time:	Method of Shipment:

	Date/Time:	Company		Date/Time:	Company
Relinquished by: Tyler Gable	2-4-26/1230	ACC	Received by:	02-04-26 1230	ACC
Relinquished by:	02-04-26 1339	ACC	Received by:	2/4/26 1339	
Relinquished by:			Received by:		

Custody Seals Intact: Δ Yes Δ No | Custody Seal No.:

Cooler Temperature(s) °C and Other Remarks: 0.8/0.8 3.9/3.9 0.7/0.7 5.4/5.4

Ver: 01/16/2019 2/13/2026

Login Sample Receipt Checklist

Client: Southern Company

Job Number: 705-56493-1

Login Number: 56493

List Source: Eurofins Atlanta

List Number: 1

Creator: Lincoln, Alyssa

Question	Answer	Comment
Radioactivity wasn't checked or is </= background as measured by a survey meter.	N/A	
The cooler's custody seal, if present, is intact.	True	
Sample custody seals, if present, are intact.	True	
The cooler or samples do not appear to have been compromised or tampered with.	True	
Samples were received on ice.	True	
Cooler Temperature is acceptable.	True	
Cooler Temperature is recorded.	True	
COC is present.	True	
COC is filled out in ink and legible.	True	
COC is filled out with all pertinent information.	True	
Is the Field Sampler's name present on COC?	True	
There are no discrepancies between the containers received and the COC.	True	
Samples are received within Holding Time (excluding tests with immediate HTs)	True	
Sample containers have legible labels.	True	
Containers are not broken or leaking.	True	
Sample collection date/times are provided.	True	
Appropriate sample containers are used.	True	
Sample bottles are completely filled.	True	
Sample Preservation Verified.	N/A	
There is sufficient vol. for all requested analyses, incl. any requested MS/MSDs	True	
Containers requiring zero headspace have no headspace or bubble is <6mm (1/4").	N/A	
Multiphasic samples are not present.	True	
Samples do not require splitting or compositing.	True	
Residual Chlorine Checked.	N/A	

This receipt checklist is generated for all samples received in this Login. It may not be applicable to all Jobs associated with this Login.

Definitions/Glossary

Client: Southern Company
Project/Site: Plant McIntosh - Ash Pond 1

Job ID: 705-56493-1

Qualifiers

HPLC/IC

Qualifier	Qualifier Description
F1	MS and/or MSD recovery exceeds control limits.
J	Result is less than the RL but greater than or equal to the MDL and the concentration is an approximate value.

Metals

Qualifier	Qualifier Description
^-	Continuing Calibration Verification (CCV) is outside acceptance limits, low biased.
4	MS, MSD: The analyte present in the original sample is greater than 4 times the matrix spike concentration; therefore, control limits are not applicable.
F1	MS and/or MSD recovery exceeds control limits.
J	Result is less than the RL but greater than or equal to the MDL and the concentration is an approximate value.

Glossary

Abbreviation	These commonly used abbreviations may or may not be present in this report.
☼	Listed under the "D" column to designate that the result is reported on a dry weight basis
%R	Percent Recovery
CFL	Contains Free Liquid
CFU	Colony Forming Unit
CNF	Contains No Free Liquid
DER	Duplicate Error Ratio (normalized absolute difference)
Dil Fac	Dilution Factor
DL	Detection Limit (DoD/DOE)
DL, RA, RE, IN	Indicates a Dilution, Re-analysis, Re-extraction, or additional Initial metals/anion analysis of the sample
DLC	Decision Level Concentration (Radiochemistry)
EDL	Estimated Detection Limit (Dioxin)
LOD	Limit of Detection (DoD/DOE)
LOQ	Limit of Quantitation (DoD/DOE)
MCL	EPA recommended "Maximum Contaminant Level"
MDA	Minimum Detectable Activity (Radiochemistry)
MDC	Minimum Detectable Concentration (Radiochemistry)
MDL	Method Detection Limit
ML	Minimum Level (Dioxin)
MPN	Most Probable Number
MQL	Method Quantitation Limit
NC	Not Calculated
ND	Not Detected at the reporting limit (or MDL or EDL if shown)
NEG	Negative / Absent
POS	Positive / Present
PQL	Practical Quantitation Limit
PRES	Presumptive
QC	Quality Control
RER	Relative Error Ratio (Radiochemistry)
RL	Reporting Limit or Requested Limit (Radiochemistry)
RPD	Relative Percent Difference, a measure of the relative difference between two points
TEF	Toxicity Equivalent Factor (Dioxin)
TEQ	Toxicity Equivalent Quotient (Dioxin)
TNTC	Too Numerous To Count

Job Narrative
705-56493-1

The analytical test results presented in this report meet all requirements of the associated regulatory program listed on the Accreditation/Certification Summary Page, unless otherwise noted. Data qualifiers and/or narrative comments are included to explain any exceptions, if applicable. Regulated compliance samples (e.g. SDWA, NPDES) must comply with associated agency requirements/permits.

- Matrix-specific batch QC (e.g., MS, MSD, SD) may not be reported when insufficient sample volume is available or when site-specific QC samples are not submitted. In such cases, a Laboratory Control Sample Duplicate (LCSD) may be analyzed to provide precision data for the batch.
- For samples analyzed using surrogate and/or isotope dilution analytes, any recoveries falling outside of established acceptance criteria are re-prepared and/or re-analyzed to confirm results, unless the deviation is due to sample dilution or otherwise explained in the case narrative.

Receipt
The samples were received on 2/4/2026 1:39 PM. Unless otherwise noted below, the samples arrived in good condition, and, where required, properly preserved and on ice. The temperatures of the 4 coolers at receipt time were 0.7°C, 0.8°C, 3.9°C and 5.4°C.

HPLC/IC
Method 300.0: The matrix spike / matrix spike duplicate (MS/MSD) recoveries for analytical batch 705-112680 were outside control limits for one or more analytes. See QC Sample Results for detail. Sample matrix interference and/or non-homogeneity are suspected because the associated laboratory control sample (LCS) recovery is within acceptance limits.

No additional analytical or quality issues were noted, other than those described above or in the Definitions/ Glossary page.

Metals
Method 6010D: MS, MSD; The analyte present in the original sample is greater than 4 times the matrix spike concentration; therefore, control limits are not applicable. (705-56493-D-1-C MS) and (705-56493-D-1-D MSD)

Method 6010D: The matrix spike / matrix spike duplicate (MS/MSD) recoveries for preparation batch 705-112734 and analytical batch 705-113955 were outside control limits. Sample matrix interference is suspected because the associated laboratory control sample (LCS) recovery was within acceptance limits.

Method 6020B: CCV low for Selenium, but only impacts batch QC. Batch QC recoveries are within control limits therefore they are reported with qualification. (CCV 705-112878/14)

No additional analytical or quality issues were noted, other than those described above or in the Definitions/ Glossary page.

General Chemistry
No additional analytical or quality issues were noted, other than those described above or in the Definitions/ Glossary page.

Detection Summary

Client: Southern Company
Project/Site: Plant McIntosh - Ash Pond 1

Job ID: 705-56493-1

Client Sample ID: MCI-MGWA-6A — Lab Sample ID: 705-56493-1

Analyte	Result	Qualifier	RL	MDL	Unit	Dil Fac	D	Method	Prep Type
Chloride	6.6		5.0	4.9	mg/L	5		300.0	Total/NA
Fluoride	0.83	J	1.0	0.40	mg/L	5		300.0	Total/NA
Sulfate	9.1		5.0	3.8	mg/L	5		300.0	Total/NA
Calcium	98		0.10	0.038	mg/L	1		6010D	Total/NA
Arsenic	0.0066		0.0050	0.0013	mg/L	1		6020B	Total Recoverable
Barium	0.027		0.010	0.00041	mg/L	1		6020B	Total Recoverable
Cobalt	0.00061	J	0.0050	0.00041	mg/L	1		6020B	Total Recoverable
Total Dissolved Solids	310		10	10	mg/L	1		2540C - 2015	Total/NA

Client Sample ID: MCI-MGWA-10 — Lab Sample ID: 705-56493-2

Analyte	Result	Qualifier	RL	MDL	Unit	Dil Fac	D	Method	Prep Type
Chloride	6.9		1.0	0.98	mg/L	1		300.0	Total/NA
Fluoride	0.26		0.20	0.081	mg/L	1		300.0	Total/NA
Sulfate	1.5		1.0	0.77	mg/L	1		300.0	Total/NA
Calcium	3.3		0.10	0.038	mg/L	1		6010D	Total/NA
Lithium	0.0085	J	0.020	0.0037	mg/L	1		6010D	Total/NA
Barium	0.020		0.010	0.00041	mg/L	1		6020B	Total Recoverable
Chromium	0.0041	J	0.0050	0.0037	mg/L	1		6020B	Total Recoverable
Total Dissolved Solids	26		10	10	mg/L	1		2540C - 2015	Total/NA

Client Sample ID: MCI-MGWA-6 — Lab Sample ID: 705-56493-3

Analyte	Result	Qualifier	RL	MDL	Unit	Dil Fac	D	Method	Prep Type
Chloride	2.8		1.0	0.98	mg/L	1		300.0	Total/NA
Fluoride	0.18	J	0.20	0.081	mg/L	1		300.0	Total/NA
Sulfate	5.4		1.0	0.77	mg/L	1		300.0	Total/NA
Calcium	99		0.10	0.038	mg/L	1		6010D	Total/NA
Arsenic	0.0075		0.0050	0.0013	mg/L	1		6020B	Total Recoverable
Barium	0.021		0.010	0.00041	mg/L	1		6020B	Total Recoverable
Total Dissolved Solids	270		10	10	mg/L	1		2540C - 2015	Total/NA

Client Sample ID: MCI-MGWA-11 — Lab Sample ID: 705-56493-4

Analyte	Result	Qualifier	RL	MDL	Unit	Dil Fac	D	Method	Prep Type
Chloride	3.4		1.0	0.98	mg/L	1		300.0	Total/NA
Fluoride	0.15	J	0.20	0.081	mg/L	1		300.0	Total/NA
Sulfate	1.8		1.0	0.77	mg/L	1		300.0	Total/NA
Boron	0.026	J	0.080	0.026	mg/L	1		6010D	Total/NA
Calcium	40		0.10	0.038	mg/L	1		6010D	Total/NA
Lithium	0.033		0.020	0.0037	mg/L	1		6010D	Total/NA
Arsenic	0.0034	J	0.0050	0.0013	mg/L	1		6020B	Total Recoverable
Barium	0.13		0.010	0.00041	mg/L	1		6020B	Total Recoverable
Molybdenum	0.00075	J	0.0050	0.00069	mg/L	1		6020B	Total Recoverable
Total Dissolved Solids	200		10	10	mg/L	1		2540C - 2015	Total/NA

This Detection Summary does not include radiochemical test results.

Detection Summary

Client: Southern Company
Project/Site: Plant McIntosh - Ash Pond 1

Job ID: 705-56493-1

Client Sample ID: MCI-MGWA-5 — Lab Sample ID: 705-56493-5

Analyte	Result	Qualifier	RL	MDL	Unit	Dil Fac	D	Method	Prep Type
Chloride	5.0		1.0	0.98	mg/L	1		300.0	Total/NA
Fluoride	0.16	J	0.20	0.081	mg/L	1		300.0	Total/NA
Sulfate	3.3		1.0	0.77	mg/L	1		300.0	Total/NA
Calcium	27		0.10	0.038	mg/L	1		6010D	Total/NA
Lithium	0.012	J	0.020	0.0037	mg/L	1		6010D	Total/NA
Barium	0.035		0.010	0.00041	mg/L	1		6020B	Total Recoverable
Molybdenum	0.00073	J	0.0050	0.00069	mg/L	1		6020B	Total Recoverable
Total Dissolved Solids	160		10	10	mg/L	1		2540C - 2015	Total/NA

Client Sample ID: MCI-MGWC-2 — Lab Sample ID: 705-56493-6

Analyte	Result	Qualifier	RL	MDL	Unit	Dil Fac	D	Method	Prep Type
Chloride	12	F1	1.0	0.98	mg/L	1		300.0	Total/NA
Fluoride	0.17	J	0.20	0.081	mg/L	1		300.0	Total/NA
Sulfate	140	F1	10	7.7	mg/L	10		300.0	Total/NA
Boron	1.7		0.080	0.026	mg/L	1		6010D	Total/NA
Calcium	99		0.10	0.038	mg/L	1		6010D	Total/NA
Lithium	0.0094	J	0.020	0.0037	mg/L	1		6010D	Total/NA
Barium	0.043		0.010	0.00041	mg/L	1		6020B	Total Recoverable
Cobalt	0.00058	J	0.0050	0.00041	mg/L	1		6020B	Total Recoverable
Total Dissolved Solids	430		10	10	mg/L	1		2540C - 2015	Total/NA

Client Sample ID: MCI-MGWC-3 — Lab Sample ID: 705-56493-7

Analyte	Result	Qualifier	RL	MDL	Unit	Dil Fac	D	Method	Prep Type
Chloride	9.7		1.0	0.98	mg/L	1		300.0	Total/NA
Fluoride	0.21		0.20	0.081	mg/L	1		300.0	Total/NA
Sulfate	55		5.0	3.8	mg/L	5		300.0	Total/NA
Boron	0.23		0.080	0.026	mg/L	1		6010D	Total/NA
Calcium	89		0.10	0.038	mg/L	1		6010D	Total/NA
Lithium	0.014	J	0.020	0.0037	mg/L	1		6010D	Total/NA
Arsenic	0.0014	J	0.0050	0.0013	mg/L	1		6020B	Total Recoverable
Barium	0.12		0.010	0.00041	mg/L	1		6020B	Total Recoverable
Cobalt	0.0013	J	0.0050	0.00041	mg/L	1		6020B	Total Recoverable
Total Dissolved Solids	300		10	10	mg/L	1		2540C - 2015	Total/NA

Client Sample ID: MCI-MGWC-7 — Lab Sample ID: 705-56493-8

Analyte	Result	Qualifier	RL	MDL	Unit	Dil Fac	D	Method	Prep Type
Chloride	9.5		1.0	0.98	mg/L	1		300.0	Total/NA
Fluoride	0.35		0.20	0.081	mg/L	1		300.0	Total/NA
Sulfate	190		20	15	mg/L	20		300.0	Total/NA
Boron	2.4		0.080	0.026	mg/L	1		6010D	Total/NA
Calcium	53		0.10	0.038	mg/L	1		6010D	Total/NA
Lithium	0.17		0.020	0.0037	mg/L	1		6010D	Total/NA
Barium	0.015		0.010	0.00041	mg/L	1		6020B	Total Recoverable

This Detection Summary does not include radiochemical test results.

Client Sample ID: MCI-MGWC-7 (Continued) — Lab Sample ID: 705-56493-8

Analyte	Result	Qualifier	RL	MDL	Unit	Dil Fac	D	Method	Prep Type
Cadmium	0.00025	J	0.00070	0.00024	mg/L	1		6020B	Total Recoverable
Cobalt	0.0027	J	0.0050	0.00041	mg/L	1		6020B	Total Recoverable
Total Dissolved Solids	370		10	10	mg/L	1		2540C - 2015	Total/NA

Client Sample ID: MCI-MGWC-12 — Lab Sample ID: 705-56493-9

Analyte	Result	Qualifier	RL	MDL	Unit	Dil Fac	D	Method	Prep Type
Chloride	5.6		1.0	0.98	mg/L	1		300.0	Total/NA
Fluoride	0.27		0.20	0.081	mg/L	1		300.0	Total/NA
Sulfate	8.0		1.0	0.77	mg/L	1		300.0	Total/NA
Calcium	33		0.10	0.038	mg/L	1		6010D	Total/NA
Lithium	0.025		0.020	0.0037	mg/L	1		6010D	Total/NA
Barium	0.12		0.010	0.00041	mg/L	1		6020B	Total Recoverable
Total Dissolved Solids	190		10	10	mg/L	1		2540C - 2015	Total/NA

Client Sample ID: MCI-AP1-FD-01 — Lab Sample ID: 705-56493-10

Analyte	Result	Qualifier	RL	MDL	Unit	Dil Fac	D	Method	Prep Type
Chloride	9.3		1.0	0.98	mg/L	1		300.0	Total/NA
Fluoride	0.39		0.20	0.081	mg/L	1		300.0	Total/NA
Sulfate	50		1.0	0.77	mg/L	1		300.0	Total/NA
Boron	0.23		0.080	0.026	mg/L	1		6010D	Total/NA
Calcium	90		0.10	0.038	mg/L	1		6010D	Total/NA
Lithium	0.014	J	0.020	0.0037	mg/L	1		6010D	Total/NA
Arsenic	0.0017	J	0.0050	0.0013	mg/L	1		6020B	Total Recoverable
Barium	0.12		0.010	0.00041	mg/L	1		6020B	Total Recoverable
Cobalt	0.00097	J	0.0050	0.00041	mg/L	1		6020B	Total Recoverable
Total Dissolved Solids	360		10	10	mg/L	1		2540C - 2015	Total/NA

Client Sample ID: MCI-AP1-FB-01 — Lab Sample ID: 705-56493-11

Analyte	Result	Qualifier	RL	MDL	Unit	Dil Fac	D	Method	Prep Type
Fluoride	0.17	J	0.20	0.081	mg/L	1		300.0	Total/NA
Sulfate	0.99	J	1.0	0.77	mg/L	1		300.0	Total/NA
Total Dissolved Solids	13		10	10	mg/L	1		2540C - 2015	Total/NA

Client Sample ID: MCI-AP1-EB-03 — Lab Sample ID: 705-56493-12

Analyte	Result	Qualifier	RL	MDL	Unit	Dil Fac	D	Method	Prep Type
Fluoride	0.094	J	0.20	0.081	mg/L	1		300.0	Total/NA
Total Dissolved Solids	26		10	10	mg/L	1		2540C - 2015	Total/NA

Client Sample ID: MCI-MGWC-1 — Lab Sample ID: 705-56493-13

Analyte	Result	Qualifier	RL	MDL	Unit	Dil Fac	D	Method	Prep Type
Chloride	12		1.0	0.98	mg/L	1		300.0	Total/NA
Fluoride	0.15	J	0.20	0.081	mg/L	1		300.0	Total/NA
Sulfate	130		10	7.7	mg/L	10		300.0	Total/NA
Boron	1.5		0.080	0.026	mg/L	1		6010D	Total/NA

This Detection Summary does not include radiochemical test results.

Detection Summary

Client: Southern Company
Project/Site: Plant McIntosh - Ash Pond 1

Job ID: 705-56493-1

Client Sample ID: MCI-MGWC-1 (Continued) — Lab Sample ID: 705-56493-13

Analyte	Result	Qualifier	RL	MDL	Unit	Dil Fac	D	Method	Prep Type
Calcium	110		0.10	0.038	mg/L	1		6010D	Total/NA
Lithium	0.014	J	0.020	0.0037	mg/L	1		6010D	Total/NA
Arsenic	0.0014	J	0.0050	0.0013	mg/L	1		6020B	Total Recoverable
Barium	0.10		0.010	0.00041	mg/L	1		6020B	Total Recoverable
Molybdenum	0.00086	J	0.0050	0.00069	mg/L	1		6020B	Total Recoverable
Total Dissolved Solids	400		10	10	mg/L	1		2540C - 2015	Total/NA

Client Sample ID: MCI-MGWC-8 — Lab Sample ID: 705-56493-14

Analyte	Result	Qualifier	RL	MDL	Unit	Dil Fac	D	Method	Prep Type
Chloride	11		1.0	0.98	mg/L	1		300.0	Total/NA
Fluoride	0.31		0.20	0.081	mg/L	1		300.0	Total/NA
Sulfate	300		10	7.7	mg/L	10		300.0	Total/NA
Boron	5.3		0.080	0.026	mg/L	1		6010D	Total/NA
Calcium	110		0.10	0.038	mg/L	1		6010D	Total/NA
Lithium	0.015	J	0.020	0.0037	mg/L	1		6010D	Total/NA
Barium	0.056		0.010	0.00041	mg/L	1		6020B	Total Recoverable
Beryllium	0.00019	J	0.0010	0.00015	mg/L	1		6020B	Total Recoverable
Cadmium	0.0045		0.00070	0.00024	mg/L	1		6020B	Total Recoverable
Cobalt	0.00080	J	0.0050	0.00041	mg/L	1		6020B	Total Recoverable
Mercury	0.00033		0.00020	0.00017	mg/L	1		7470A	Total/NA
Total Dissolved Solids	540		10	10	mg/L	1		2540C - 2015	Total/NA

Client Sample ID: MCI-MGWC-19 — Lab Sample ID: 705-56493-15

Analyte	Result	Qualifier	RL	MDL	Unit	Dil Fac	D	Method	Prep Type
Chloride	14		1.0	0.98	mg/L	1		300.0	Total/NA
Fluoride	0.25		0.20	0.081	mg/L	1		300.0	Total/NA
Sulfate	290		10	7.7	mg/L	10		300.0	Total/NA
Boron	1.6		0.080	0.026	mg/L	1		6010D	Total/NA
Calcium	110		0.10	0.038	mg/L	1		6010D	Total/NA
Lithium	0.0074	J	0.020	0.0037	mg/L	1		6010D	Total/NA
Arsenic	0.0016	J	0.0050	0.0013	mg/L	1		6020B	Total Recoverable
Barium	0.026		0.010	0.00041	mg/L	1		6020B	Total Recoverable
Molybdenum	0.00085	J	0.0050	0.00069	mg/L	1		6020B	Total Recoverable
Total Dissolved Solids	500		10	10	mg/L	1		2540C - 2015	Total/NA

Client Sample ID: MCI-MGWC-20 — Lab Sample ID: 705-56493-16

Analyte	Result	Qualifier	RL	MDL	Unit	Dil Fac	D	Method	Prep Type
Chloride	13		1.0	0.98	mg/L	1		300.0	Total/NA
Fluoride	0.23		0.20	0.081	mg/L	1		300.0	Total/NA
Sulfate	190		10	7.7	mg/L	10		300.0	Total/NA
Boron	1.4		0.080	0.026	mg/L	1		6010D	Total/NA
Calcium	45		0.10	0.038	mg/L	1		6010D	Total/NA

This Detection Summary does not include radiochemical test results.

Detection Summary

Client: Southern Company
Project/Site: Plant McIntosh - Ash Pond 1

Job ID: 705-56493-1

Client Sample ID: MCI-MGWC-20 (Continued) — Lab Sample ID: 705-56493-16

Analyte	Result	Qualifier	RL	MDL	Unit	Dil Fac	D	Method	Prep Type
Lithium	0.0083	J	0.020	0.0037	mg/L	1		6010D	Total/NA
Arsenic	0.0018	J	0.0050	0.0013	mg/L	1		6020B	Total Recoverable
Barium	0.036		0.010	0.00041	mg/L	1		6020B	Total Recoverable
Cadmium	0.0038		0.00070	0.00024	mg/L	1		6020B	Total Recoverable
Cobalt	0.00041	J	0.0050	0.00041	mg/L	1		6020B	Total Recoverable
Thallium	0.00019	J	0.0010	0.00019	mg/L	1		6020B	Total Recoverable
Total Dissolved Solids	290		10	10	mg/L	1		2540C - 2015	Total/NA

Client Sample ID: MCI-AP1-FD-02 — Lab Sample ID: 705-56493-17

Analyte	Result	Qualifier	RL	MDL	Unit	Dil Fac	D	Method	Prep Type
Chloride	13		1.0	0.98	mg/L	1		300.0	Total/NA
Fluoride	0.25		0.20	0.081	mg/L	1		300.0	Total/NA
Sulfate	140		10	7.7	mg/L	10		300.0	Total/NA
Boron	1.3		0.080	0.026	mg/L	1		6010D	Total/NA
Calcium	44		0.10	0.038	mg/L	1		6010D	Total/NA
Lithium	0.0083	J	0.020	0.0037	mg/L	1		6010D	Total/NA
Arsenic	0.0018	J	0.0050	0.0013	mg/L	1		6020B	Total Recoverable
Barium	0.036		0.010	0.00041	mg/L	1		6020B	Total Recoverable
Cadmium	0.0038		0.00070	0.00024	mg/L	1		6020B	Total Recoverable
Total Dissolved Solids	290		10	10	mg/L	1		2540C - 2015	Total/NA

Client Sample ID: MCI-AP1-FB-02 — Lab Sample ID: 705-56493-18

Analyte	Result	Qualifier	RL	MDL	Unit	Dil Fac	D	Method	Prep Type
Fluoride	0.15	J	0.20	0.081	mg/L	1		300.0	Total/NA
Sulfate	0.96	J	1.0	0.77	mg/L	1		300.0	Total/NA
Mercury	0.00028		0.00020	0.00017	mg/L	1		7470A	Total/NA

Client Sample ID: MCI-AP1-EB-04 — Lab Sample ID: 705-56493-19

Analyte	Result	Qualifier	RL	MDL	Unit	Dil Fac	D	Method	Prep Type
Fluoride	0.097	J	0.20	0.081	mg/L	1		300.0	Total/NA

This Detection Summary does not include radiochemical test results.

Client Sample Results

Client: Southern Company
Project/Site: Plant McIntosh - Ash Pond 1

Job ID: 705-56493-1

Client Sample ID: MCI-MGWA-6A

Lab Sample ID: 705-56493-1
Matrix: Water

Date Collected: 02/02/26 15:43
Date Received: 02/04/26 13:39

Method: EPA 300.0 - Anions, Ion Chromatography

Analyte	Result	Qualifier	RL	MDL	Unit	D	Prepared	Analyzed	Dil Fac
Chloride	**6.6**		5.0	4.9	mg/L			02/07/26 15:42	5
Fluoride	**0.83**	**J**	1.0	0.40	mg/L			02/07/26 15:42	5
Sulfate	**9.1**		5.0	3.8	mg/L			02/07/26 15:42	5

Method: SW846 6010D - Metals (ICP)

Analyte	Result	Qualifier	RL	MDL	Unit	D	Prepared	Analyzed	Dil Fac
Boron	<0.026		0.080	0.026	mg/L		02/08/26 15:07	02/11/26 17:24	1
Calcium	**98**		0.10	0.038	mg/L		02/08/26 15:07	02/11/26 17:24	1
Lithium	<0.0037	F1	0.020	0.0037	mg/L		02/08/26 15:07	02/12/26 16:19	1

Method: SW846 6020B - Metals (ICP/MS) - Total Recoverable

Analyte	Result	Qualifier	RL	MDL	Unit	D	Prepared	Analyzed	Dil Fac
Antimony	<0.0025		0.0050	0.0025	mg/L		02/06/26 08:44	02/07/26 22:20	1
Arsenic	**0.0066**		0.0050	0.0013	mg/L		02/06/26 08:44	02/07/26 22:20	1
Barium	**0.027**		0.010	0.00041	mg/L		02/06/26 08:44	02/07/26 22:20	1
Beryllium	<0.00015		0.0010	0.00015	mg/L		02/06/26 08:44	02/07/26 22:20	1
Cadmium	<0.00024		0.00070	0.00024	mg/L		02/06/26 08:44	02/07/26 22:20	1
Chromium	<0.0037		0.0050	0.0037	mg/L		02/06/26 08:44	02/07/26 22:20	1
Cobalt	**0.00061**	**J**	0.0050	0.00041	mg/L		02/06/26 08:44	02/07/26 22:20	1
Lead	<0.00086		0.0010	0.00086	mg/L		02/06/26 08:44	02/07/26 22:20	1
Molybdenum	<0.00069		0.0050	0.00069	mg/L		02/06/26 08:44	02/07/26 22:20	1
Selenium	<0.0023		0.0050	0.0023	mg/L		02/06/26 08:44	02/07/26 22:20	1
Thallium	<0.00019		0.0010	0.00019	mg/L		02/06/26 08:44	02/07/26 22:20	1

Method: SW846 7470A - Mercury (CVAA)

Analyte	Result	Qualifier	RL	MDL	Unit	D	Prepared	Analyzed	Dil Fac
Mercury	<0.00017		0.00020	0.00017	mg/L		02/10/26 14:34	02/10/26 19:46	1

General Chemistry

Analyte	Result	Qualifier	RL	MDL	Unit	D	Prepared	Analyzed	Dil Fac
Total Dissolved Solids (SM 2540C - 2015)	**310**		10	10	mg/L			02/06/26 12:25	1

Client Sample ID: MCI-MGWA-10

Lab Sample ID: 705-56493-2
Matrix: Water

Date Collected: 02/03/26 10:13
Date Received: 02/04/26 13:39

Method: EPA 300.0 - Anions, Ion Chromatography

Analyte	Result	Qualifier	RL	MDL	Unit	D	Prepared	Analyzed	Dil Fac
Chloride	**6.9**		1.0	0.98	mg/L			02/07/26 16:27	1
Fluoride	**0.26**		0.20	0.081	mg/L			02/07/26 16:27	1
Sulfate	**1.5**		1.0	0.77	mg/L			02/07/26 16:27	1

Method: SW846 6010D - Metals (ICP)

Analyte	Result	Qualifier	RL	MDL	Unit	D	Prepared	Analyzed	Dil Fac
Boron	<0.026		0.080	0.026	mg/L		02/08/26 15:07	02/11/26 17:39	1
Calcium	**3.3**		0.10	0.038	mg/L		02/08/26 15:07	02/11/26 17:39	1
Lithium	**0.0085**	**J**	0.020	0.0037	mg/L		02/08/26 15:07	02/12/26 16:28	1

Method: SW846 6020B - Metals (ICP/MS) - Total Recoverable

Analyte	Result	Qualifier	RL	MDL	Unit	D	Prepared	Analyzed	Dil Fac
Antimony	<0.0025		0.0050	0.0025	mg/L		02/06/26 08:44	02/07/26 22:23	1

Client Sample ID: MCI-MGWA-10

Lab Sample ID: 705-56493-2

Date Collected: 02/03/26 10:13

Matrix: Water

Date Received: 02/04/26 13:39

Method: SW846 6020B - Metals (ICP/MS) - Total Recoverable (Continued)

Analyte	Result	Qualifier	RL	MDL	Unit	D	Prepared	Analyzed	Dil Fac
Arsenic	<0.0013		0.0050	0.0013	mg/L		02/06/26 08:44	02/07/26 22:23	1
Barium	**0.020**		0.010	0.00041	mg/L		02/06/26 08:44	02/07/26 22:23	1
Beryllium	<0.00015		0.0010	0.00015	mg/L		02/06/26 08:44	02/07/26 22:23	1
Cadmium	<0.00024		0.00070	0.00024	mg/L		02/06/26 08:44	02/07/26 22:23	1
Chromium	**0.0041**	**J**	0.0050	0.0037	mg/L		02/06/26 08:44	02/07/26 22:23	1
Cobalt	<0.00041		0.0050	0.00041	mg/L		02/06/26 08:44	02/07/26 22:23	1
Lead	<0.00086		0.0010	0.00086	mg/L		02/06/26 08:44	02/07/26 22:23	1
Molybdenum	<0.00069		0.0050	0.00069	mg/L		02/06/26 08:44	02/07/26 22:23	1
Selenium	<0.0023		0.0050	0.0023	mg/L		02/06/26 08:44	02/07/26 22:23	1
Thallium	<0.00019		0.0010	0.00019	mg/L		02/06/26 08:44	02/07/26 22:23	1

Method: SW846 7470A - Mercury (CVAA)

Analyte	Result	Qualifier	RL	MDL	Unit	D	Prepared	Analyzed	Dil Fac
Mercury	<0.00017		0.00020	0.00017	mg/L		02/10/26 14:34	02/10/26 19:49	1

General Chemistry

Analyte	Result	Qualifier	RL	MDL	Unit	D	Prepared	Analyzed	Dil Fac
Total Dissolved Solids (SM 2540C - 2015)	**26**		10	10	mg/L			02/10/26 12:59	1

Client Sample ID: MCI-MGWA-6

Lab Sample ID: 705-56493-3

Date Collected: 02/03/26 10:03

Matrix: Water

Date Received: 02/04/26 13:39

Method: EPA 300.0 - Anions, Ion Chromatography

Analyte	Result	Qualifier	RL	MDL	Unit	D	Prepared	Analyzed	Dil Fac
Chloride	**2.8**		1.0	0.98	mg/L			02/07/26 16:38	1
Fluoride	**0.18**	**J**	0.20	0.081	mg/L			02/07/26 16:38	1
Sulfate	**5.4**		1.0	0.77	mg/L			02/07/26 16:38	1

Method: SW846 6010D - Metals (ICP)

Analyte	Result	Qualifier	RL	MDL	Unit	D	Prepared	Analyzed	Dil Fac
Boron	<0.026		0.080	0.026	mg/L		02/08/26 15:07	02/11/26 17:55	1
Calcium	**99**		0.10	0.038	mg/L		02/08/26 15:07	02/11/26 17:55	1
Lithium	<0.0037		0.020	0.0037	mg/L		02/08/26 15:07	02/12/26 16:30	1

Method: SW846 6020B - Metals (ICP/MS) - Total Recoverable

Analyte	Result	Qualifier	RL	MDL	Unit	D	Prepared	Analyzed	Dil Fac
Antimony	<0.0025		0.0050	0.0025	mg/L		02/06/26 08:44	02/07/26 22:26	1
Arsenic	**0.0075**		0.0050	0.0013	mg/L		02/06/26 08:44	02/07/26 22:26	1
Barium	**0.021**		0.010	0.00041	mg/L		02/06/26 08:44	02/07/26 22:26	1
Beryllium	<0.00015		0.0010	0.00015	mg/L		02/06/26 08:44	02/07/26 22:26	1
Cadmium	<0.00024		0.00070	0.00024	mg/L		02/06/26 08:44	02/07/26 22:26	1
Chromium	<0.0037		0.0050	0.0037	mg/L		02/06/26 08:44	02/07/26 22:26	1
Cobalt	<0.00041		0.0050	0.00041	mg/L		02/06/26 08:44	02/07/26 22:26	1
Lead	<0.00086		0.0010	0.00086	mg/L		02/06/26 08:44	02/07/26 22:26	1
Molybdenum	<0.00069		0.0050	0.00069	mg/L		02/06/26 08:44	02/07/26 22:26	1
Selenium	<0.0023		0.0050	0.0023	mg/L		02/06/26 08:44	02/07/26 22:26	1
Thallium	<0.00019		0.0010	0.00019	mg/L		02/06/26 08:44	02/07/26 22:26	1

Client Sample Results

Client: Southern Company
Project/Site: Plant McIntosh - Ash Pond 1

Job ID: 705-56493-1

Client Sample ID: MCI-MGWA-6

Lab Sample ID: 705-56493-3
Matrix: Water
Date Collected: 02/03/26 10:03
Date Received: 02/04/26 13:39

Method: SW846 7470A - Mercury (CVAA)

Analyte	Result	Qualifier	RL	MDL	Unit	D	Prepared	Analyzed	Dil Fac
Mercury	<0.00017		0.00020	0.00017	mg/L		02/10/26 14:34	02/10/26 19:52	1

General Chemistry

Analyte	Result	Qualifier	RL	MDL	Unit	D	Prepared	Analyzed	Dil Fac
Total Dissolved Solids (SM 2540C - 2015)	270		10	10	mg/L			02/10/26 12:59	1

Client Sample ID: MCI-MGWA-11

Lab Sample ID: 705-56493-4
Matrix: Water
Date Collected: 02/03/26 12:00
Date Received: 02/04/26 13:39

Method: EPA 300.0 - Anions, Ion Chromatography

Analyte	Result	Qualifier	RL	MDL	Unit	D	Prepared	Analyzed	Dil Fac
Chloride	3.4		1.0	0.98	mg/L			02/12/26 14:17	1
Fluoride	0.15	J	0.20	0.081	mg/L			02/12/26 14:17	1
Sulfate	1.8		1.0	0.77	mg/L			02/12/26 14:17	1

Method: SW846 6010D - Metals (ICP)

Analyte	Result	Qualifier	RL	MDL	Unit	D	Prepared	Analyzed	Dil Fac
Boron	0.026	J	0.080	0.026	mg/L		02/08/26 15:07	02/11/26 17:57	1
Calcium	40		0.10	0.038	mg/L		02/08/26 15:07	02/11/26 17:57	1
Lithium	0.033		0.020	0.0037	mg/L		02/08/26 15:07	02/12/26 16:32	1

Method: SW846 6020B - Metals (ICP/MS) - Total Recoverable

Analyte	Result	Qualifier	RL	MDL	Unit	D	Prepared	Analyzed	Dil Fac
Antimony	<0.0025		0.0050	0.0025	mg/L		02/06/26 08:44	02/07/26 22:28	1
Arsenic	0.0034	J	0.0050	0.0013	mg/L		02/06/26 08:44	02/07/26 22:28	1
Barium	0.13		0.010	0.00041	mg/L		02/06/26 08:44	02/07/26 22:28	1
Beryllium	<0.00015		0.0010	0.00015	mg/L		02/06/26 08:44	02/07/26 22:28	1
Cadmium	<0.00024		0.00070	0.00024	mg/L		02/06/26 08:44	02/07/26 22:28	1
Chromium	<0.0037		0.0050	0.0037	mg/L		02/06/26 08:44	02/07/26 22:28	1
Cobalt	<0.00041		0.0050	0.00041	mg/L		02/06/26 08:44	02/07/26 22:28	1
Lead	<0.00086		0.0010	0.00086	mg/L		02/06/26 08:44	02/07/26 22:28	1
Molybdenum	0.00075	J	0.0050	0.00069	mg/L		02/06/26 08:44	02/07/26 22:28	1
Selenium	<0.0023		0.0050	0.0023	mg/L		02/06/26 08:44	02/07/26 22:28	1
Thallium	<0.00019		0.0010	0.00019	mg/L		02/06/26 08:44	02/07/26 22:28	1

Method: SW846 7470A - Mercury (CVAA)

Analyte	Result	Qualifier	RL	MDL	Unit	D	Prepared	Analyzed	Dil Fac
Mercury	<0.00017		0.00020	0.00017	mg/L		02/10/26 14:34	02/10/26 19:56	1

General Chemistry

Analyte	Result	Qualifier	RL	MDL	Unit	D	Prepared	Analyzed	Dil Fac
Total Dissolved Solids (SM 2540C - 2015)	200		10	10	mg/L			02/10/26 12:59	1

Client Sample Results

Client: Southern Company
Project/Site: Plant McIntosh - Ash Pond 1

Job ID: 705-56493-1

Client Sample ID: MCI-MGWA-5

Lab Sample ID: 705-56493-5
Matrix: Water
Date Collected: 02/03/26 11:19
Date Received: 02/04/26 13:39

Method: EPA 300.0 - Anions, Ion Chromatography

Analyte	Result	Qualifier	RL	MDL	Unit	D	Prepared	Analyzed	Dil Fac
Chloride	5.0		1.0	0.98	mg/L			02/12/26 14:29	1
Fluoride	0.16	J	0.20	0.081	mg/L			02/12/26 14:29	1
Sulfate	3.3		1.0	0.77	mg/L			02/12/26 14:29	1

Method: SW846 6010D - Metals (ICP)

Analyte	Result	Qualifier	RL	MDL	Unit	D	Prepared	Analyzed	Dil Fac
Boron	<0.026		0.080	0.026	mg/L		02/08/26 15:07	02/11/26 18:00	1
Calcium	27		0.10	0.038	mg/L		02/08/26 15:07	02/11/26 18:00	1
Lithium	0.012	J	0.020	0.0037	mg/L		02/08/26 15:07	02/12/26 16:44	1

Method: SW846 6020B - Metals (ICP/MS) - Total Recoverable

Analyte	Result	Qualifier	RL	MDL	Unit	D	Prepared	Analyzed	Dil Fac
Antimony	<0.0025		0.0050	0.0025	mg/L		02/06/26 08:44	02/07/26 22:31	1
Arsenic	<0.0013		0.0050	0.0013	mg/L		02/06/26 08:44	02/07/26 22:31	1
Barium	0.035		0.010	0.00041	mg/L		02/06/26 08:44	02/07/26 22:31	1
Beryllium	<0.00015		0.0010	0.00015	mg/L		02/06/26 08:44	02/07/26 22:31	1
Cadmium	<0.00024		0.00070	0.00024	mg/L		02/06/26 08:44	02/07/26 22:31	1
Chromium	<0.0037		0.0050	0.0037	mg/L		02/06/26 08:44	02/07/26 22:31	1
Cobalt	<0.00041		0.0050	0.00041	mg/L		02/06/26 08:44	02/07/26 22:31	1
Lead	<0.00086		0.0010	0.00086	mg/L		02/06/26 08:44	02/07/26 22:31	1
Molybdenum	0.00073	J	0.0050	0.00069	mg/L		02/06/26 08:44	02/07/26 22:31	1
Selenium	<0.0023		0.0050	0.0023	mg/L		02/06/26 08:44	02/07/26 22:31	1
Thallium	<0.00019		0.0010	0.00019	mg/L		02/06/26 08:44	02/07/26 22:31	1

Method: SW846 7470A - Mercury (CVAA)

Analyte	Result	Qualifier	RL	MDL	Unit	D	Prepared	Analyzed	Dil Fac
Mercury	<0.00017		0.00020	0.00017	mg/L		02/10/26 14:34	02/10/26 19:59	1

General Chemistry

Analyte	Result	Qualifier	RL	MDL	Unit	D	Prepared	Analyzed	Dil Fac
Total Dissolved Solids (SM 2540C - 2015)	160		10	10	mg/L			02/06/26 12:25	1

Client Sample ID: MCI-MGWC-2

Lab Sample ID: 705-56493-6
Matrix: Water
Date Collected: 02/03/26 15:30
Date Received: 02/04/26 13:39

Method: EPA 300.0 - Anions, Ion Chromatography

Analyte	Result	Qualifier	RL	MDL	Unit	D	Prepared	Analyzed	Dil Fac
Chloride	12	F1	1.0	0.98	mg/L			02/07/26 12:05	1
Fluoride	0.17	J	0.20	0.081	mg/L			02/07/26 12:05	1
Sulfate	140	F1	10	7.7	mg/L			02/07/26 17:12	10

Method: SW846 6010D - Metals (ICP)

Analyte	Result	Qualifier	RL	MDL	Unit	D	Prepared	Analyzed	Dil Fac
Boron	1.7		0.080	0.026	mg/L		02/08/26 15:07	02/11/26 18:17	1
Calcium	99		0.10	0.038	mg/L		02/08/26 15:07	02/11/26 18:17	1
Lithium	0.0094	J	0.020	0.0037	mg/L		02/08/26 15:07	02/12/26 16:46	1

Method: SW846 6020B - Metals (ICP/MS) - Total Recoverable

Analyte	Result	Qualifier	RL	MDL	Unit	D	Prepared	Analyzed	Dil Fac
Antimony	<0.0025		0.0050	0.0025	mg/L		02/06/26 09:49	02/07/26 22:55	1

Client Sample ID: MCI-MGWC-2

Lab Sample ID: 705-56493-6

Date Collected: 02/03/26 15:30

Matrix: Water

Date Received: 02/04/26 13:39

Method: SW846 6020B - Metals (ICP/MS) - Total Recoverable (Continued)

Analyte	Result	Qualifier	RL	MDL	Unit	D	Prepared	Analyzed	Dil Fac
Arsenic	<0.0013		0.0050	0.0013	mg/L		02/06/26 09:49	02/07/26 22:55	1
Barium	**0.043**		0.010	0.00041	mg/L		02/06/26 09:49	02/07/26 22:55	1
Beryllium	<0.00015		0.0010	0.00015	mg/L		02/06/26 09:49	02/07/26 22:55	1
Cadmium	<0.00024		0.00070	0.00024	mg/L		02/06/26 09:49	02/07/26 22:55	1
Chromium	<0.0037		0.0050	0.0037	mg/L		02/06/26 09:49	02/07/26 22:55	1
Cobalt	**0.00058**	**J**	0.0050	0.00041	mg/L		02/06/26 09:49	02/07/26 22:55	1
Lead	<0.00086		0.0010	0.00086	mg/L		02/06/26 09:49	02/07/26 22:55	1
Molybdenum	<0.00069		0.0050	0.00069	mg/L		02/06/26 09:49	02/07/26 22:55	1
Selenium	<0.0023		0.0050	0.0023	mg/L		02/06/26 09:49	02/07/26 22:55	1
Thallium	<0.00019		0.0010	0.00019	mg/L		02/06/26 09:49	02/07/26 22:55	1

Method: SW846 7470A - Mercury (CVAA)

Analyte	Result	Qualifier	RL	MDL	Unit	D	Prepared	Analyzed	Dil Fac
Mercury	<0.00017		0.00020	0.00017	mg/L		02/10/26 14:34	02/10/26 20:02	1

General Chemistry

Analyte	Result	Qualifier	RL	MDL	Unit	D	Prepared	Analyzed	Dil Fac
Total Dissolved Solids (SM 2540C - 2015)	**430**		10	10	mg/L			02/10/26 12:59	1

Client Sample ID: MCI-MGWC-3

Lab Sample ID: 705-56493-7

Date Collected: 02/03/26 13:52

Matrix: Water

Date Received: 02/04/26 13:39

Method: EPA 300.0 - Anions, Ion Chromatography

Analyte	Result	Qualifier	RL	MDL	Unit	D	Prepared	Analyzed	Dil Fac
Chloride	**9.7**		1.0	0.98	mg/L			02/07/26 12:40	1
Fluoride	**0.21**		0.20	0.081	mg/L			02/07/26 12:40	1
Sulfate	**55**		5.0	3.8	mg/L			02/07/26 17:47	5

Method: SW846 6010D - Metals (ICP)

Analyte	Result	Qualifier	RL	MDL	Unit	D	Prepared	Analyzed	Dil Fac
Boron	**0.23**		0.080	0.026	mg/L		02/08/26 15:07	02/11/26 18:20	1
Calcium	**89**		0.10	0.038	mg/L		02/08/26 15:07	02/11/26 18:20	1
Lithium	**0.014**	**J**	0.020	0.0037	mg/L		02/08/26 15:07	02/12/26 16:47	1

Method: SW846 6020B - Metals (ICP/MS) - Total Recoverable

Analyte	Result	Qualifier	RL	MDL	Unit	D	Prepared	Analyzed	Dil Fac
Antimony	<0.0025		0.0050	0.0025	mg/L		02/06/26 09:49	02/07/26 23:05	1
Arsenic	**0.0014**	**J**	0.0050	0.0013	mg/L		02/06/26 09:49	02/07/26 23:05	1
Barium	**0.12**		0.010	0.00041	mg/L		02/06/26 09:49	02/07/26 23:05	1
Beryllium	<0.00015		0.0010	0.00015	mg/L		02/06/26 09:49	02/07/26 23:05	1
Cadmium	<0.00024		0.00070	0.00024	mg/L		02/06/26 09:49	02/07/26 23:05	1
Chromium	<0.0037		0.0050	0.0037	mg/L		02/06/26 09:49	02/07/26 23:05	1
Cobalt	**0.0013**	**J**	0.0050	0.00041	mg/L		02/06/26 09:49	02/07/26 23:05	1
Lead	<0.00086		0.0010	0.00086	mg/L		02/06/26 09:49	02/07/26 23:05	1
Molybdenum	<0.00069		0.0050	0.00069	mg/L		02/06/26 09:49	02/07/26 23:05	1
Selenium	<0.0023		0.0050	0.0023	mg/L		02/06/26 09:49	02/07/26 23:05	1
Thallium	<0.00019		0.0010	0.00019	mg/L		02/06/26 09:49	02/07/26 23:05	1

Client Sample Results

Client: Southern Company
Project/Site: Plant McIntosh - Ash Pond 1

Job ID: 705-56493-1

Client Sample ID: MCI-MGWC-3

Lab Sample ID: 705-56493-7
Matrix: Water
Date Collected: 02/03/26 13:52
Date Received: 02/04/26 13:39

Method: SW846 7470A - Mercury (CVAA)

Analyte	Result	Qualifier	RL	MDL	Unit	D	Prepared	Analyzed	Dil Fac
Mercury	<0.00017		0.00020	0.00017	mg/L		02/10/26 14:34	02/10/26 20:06	1

General Chemistry

Analyte	Result	Qualifier	RL	MDL	Unit	D	Prepared	Analyzed	Dil Fac
Total Dissolved Solids (SM 2540C - 2015)	300		10	10	mg/L			02/10/26 12:59	1

Client Sample ID: MCI-MGWC-7

Lab Sample ID: 705-56493-8
Matrix: Water
Date Collected: 02/03/26 15:57
Date Received: 02/04/26 13:39

Method: EPA 300.0 - Anions, Ion Chromatography

Analyte	Result	Qualifier	RL	MDL	Unit	D	Prepared	Analyzed	Dil Fac
Chloride	9.5		1.0	0.98	mg/L			02/07/26 12:51	1
Fluoride	0.35		0.20	0.081	mg/L			02/07/26 12:51	1
Sulfate	190		20	15	mg/L			02/07/26 17:58	20

Method: SW846 6010D - Metals (ICP)

Analyte	Result	Qualifier	RL	MDL	Unit	D	Prepared	Analyzed	Dil Fac
Boron	2.4		0.080	0.026	mg/L		02/08/26 15:07	02/11/26 18:23	1
Calcium	53		0.10	0.038	mg/L		02/08/26 15:07	02/11/26 18:23	1
Lithium	0.17		0.020	0.0037	mg/L		02/08/26 15:07	02/12/26 16:49	1

Method: SW846 6020B - Metals (ICP/MS) - Total Recoverable

Analyte	Result	Qualifier	RL	MDL	Unit	D	Prepared	Analyzed	Dil Fac
Antimony	<0.0025		0.0050	0.0025	mg/L		02/06/26 09:49	02/07/26 23:08	1
Arsenic	<0.0013		0.0050	0.0013	mg/L		02/06/26 09:49	02/07/26 23:08	1
Barium	0.015		0.010	0.00041	mg/L		02/06/26 09:49	02/07/26 23:08	1
Beryllium	<0.00015		0.0010	0.00015	mg/L		02/06/26 09:49	02/07/26 23:08	1
Cadmium	0.00025	J	0.00070	0.00024	mg/L		02/06/26 09:49	02/07/26 23:08	1
Chromium	<0.0037		0.0050	0.0037	mg/L		02/06/26 09:49	02/07/26 23:08	1
Cobalt	0.0027	J	0.0050	0.00041	mg/L		02/06/26 09:49	02/07/26 23:08	1
Lead	<0.00086		0.0010	0.00086	mg/L		02/06/26 09:49	02/07/26 23:08	1
Molybdenum	<0.00069		0.0050	0.00069	mg/L		02/06/26 09:49	02/07/26 23:08	1
Selenium	<0.0023		0.0050	0.0023	mg/L		02/06/26 09:49	02/07/26 23:08	1
Thallium	<0.00019		0.0010	0.00019	mg/L		02/06/26 09:49	02/07/26 23:08	1

Method: SW846 7470A - Mercury (CVAA)

Analyte	Result	Qualifier	RL	MDL	Unit	D	Prepared	Analyzed	Dil Fac
Mercury	<0.00017		0.00020	0.00017	mg/L		02/10/26 14:34	02/10/26 20:09	1

General Chemistry

Analyte	Result	Qualifier	RL	MDL	Unit	D	Prepared	Analyzed	Dil Fac
Total Dissolved Solids (SM 2540C - 2015)	370		10	10	mg/L			02/09/26 15:00	1

Client Sample Results

Client: Southern Company
Project/Site: Plant McIntosh - Ash Pond 1

Job ID: 705-56493-1

Client Sample ID: MCI-MGWC-12

Lab Sample ID: 705-56493-9
Matrix: Water

Date Collected: 02/03/26 14:10
Date Received: 02/04/26 13:39

Method: EPA 300.0 - Anions, Ion Chromatography

Analyte	Result	Qualifier	RL	MDL	Unit	D	Prepared	Analyzed	Dil Fac
Chloride	5.6		1.0	0.98	mg/L			02/12/26 14:41	1
Fluoride	0.27		0.20	0.081	mg/L			02/12/26 14:41	1
Sulfate	8.0		1.0	0.77	mg/L			02/12/26 14:41	1

Method: SW846 6010D - Metals (ICP)

Analyte	Result	Qualifier	RL	MDL	Unit	D	Prepared	Analyzed	Dil Fac
Boron	<0.026		0.080	0.026	mg/L		02/08/26 15:07	02/11/26 18:26	1
Calcium	33		0.10	0.038	mg/L		02/08/26 15:07	02/11/26 18:26	1
Lithium	0.025		0.020	0.0037	mg/L		02/08/26 15:07	02/12/26 16:51	1

Method: SW846 6020B - Metals (ICP/MS) - Total Recoverable

Analyte	Result	Qualifier	RL	MDL	Unit	D	Prepared	Analyzed	Dil Fac
Antimony	<0.0025		0.0050	0.0025	mg/L		02/06/26 09:49	02/07/26 23:11	1
Arsenic	<0.0013		0.0050	0.0013	mg/L		02/06/26 09:49	02/07/26 23:11	1
Barium	0.12		0.010	0.00041	mg/L		02/06/26 09:49	02/07/26 23:11	1
Beryllium	<0.00015		0.0010	0.00015	mg/L		02/06/26 09:49	02/07/26 23:11	1
Cadmium	<0.00024		0.00070	0.00024	mg/L		02/06/26 09:49	02/07/26 23:11	1
Chromium	<0.0037		0.0050	0.0037	mg/L		02/06/26 09:49	02/07/26 23:11	1
Cobalt	<0.00041		0.0050	0.00041	mg/L		02/06/26 09:49	02/07/26 23:11	1
Lead	<0.00086		0.0010	0.00086	mg/L		02/06/26 09:49	02/07/26 23:11	1
Molybdenum	<0.00069		0.0050	0.00069	mg/L		02/06/26 09:49	02/07/26 23:11	1
Selenium	<0.0023		0.0050	0.0023	mg/L		02/06/26 09:49	02/07/26 23:11	1
Thallium	<0.00019		0.0010	0.00019	mg/L		02/06/26 09:49	02/07/26 23:11	1

Method: SW846 7470A - Mercury (CVAA)

Analyte	Result	Qualifier	RL	MDL	Unit	D	Prepared	Analyzed	Dil Fac
Mercury	<0.00017		0.00020	0.00017	mg/L		02/10/26 14:34	02/10/26 20:12	1

General Chemistry

Analyte	Result	Qualifier	RL	MDL	Unit	D	Prepared	Analyzed	Dil Fac
Total Dissolved Solids (SM 2540C - 2015)	190		10	10	mg/L			02/09/26 15:00	1

Client Sample ID: MCI-AP1-FD-01

Lab Sample ID: 705-56493-10
Matrix: Water

Date Collected: 02/03/26 00:00
Date Received: 02/04/26 13:39

Method: EPA 300.0 - Anions, Ion Chromatography

Analyte	Result	Qualifier	RL	MDL	Unit	D	Prepared	Analyzed	Dil Fac
Chloride	9.3		1.0	0.98	mg/L			02/07/26 13:02	1
Fluoride	0.39		0.20	0.081	mg/L			02/07/26 13:02	1
Sulfate	50		1.0	0.77	mg/L			02/12/26 14:06	1

Method: SW846 6010D - Metals (ICP)

Analyte	Result	Qualifier	RL	MDL	Unit	D	Prepared	Analyzed	Dil Fac
Boron	0.23		0.080	0.026	mg/L		02/08/26 15:07	02/11/26 18:29	1
Calcium	90		0.10	0.038	mg/L		02/08/26 15:07	02/11/26 18:29	1
Lithium	0.014	J	0.020	0.0037	mg/L		02/08/26 15:07	02/12/26 16:53	1

Method: SW846 6020B - Metals (ICP/MS) - Total Recoverable

Analyte	Result	Qualifier	RL	MDL	Unit	D	Prepared	Analyzed	Dil Fac
Antimony	<0.0025		0.0050	0.0025	mg/L		02/06/26 09:49	02/07/26 23:13	1

Client Sample Results

Client: Southern Company
Project/Site: Plant McIntosh - Ash Pond 1

Job ID: 705-56493-1

Client Sample ID: MCI-AP1-FD-01

Lab Sample ID: 705-56493-10

Date Collected: 02/03/26 00:00
Matrix: Water
Date Received: 02/04/26 13:39

Method: SW846 6020B - Metals (ICP/MS) - Total Recoverable (Continued)

Analyte	Result	Qualifier	RL	MDL	Unit	D	Prepared	Analyzed	Dil Fac
Arsenic	**0.0017**	**J**	0.0050	0.0013	mg/L		02/06/26 09:49	02/07/26 23:13	1
Barium	**0.12**		0.010	0.00041	mg/L		02/06/26 09:49	02/07/26 23:13	1
Beryllium	<0.00015		0.0010	0.00015	mg/L		02/06/26 09:49	02/07/26 23:13	1
Cadmium	<0.00024		0.00070	0.00024	mg/L		02/06/26 09:49	02/07/26 23:13	1
Chromium	<0.0037		0.0050	0.0037	mg/L		02/06/26 09:49	02/07/26 23:13	1
Cobalt	**0.00097**	**J**	0.0050	0.00041	mg/L		02/06/26 09:49	02/07/26 23:13	1
Lead	<0.00086		0.0010	0.00086	mg/L		02/06/26 09:49	02/07/26 23:13	1
Molybdenum	<0.00069		0.0050	0.00069	mg/L		02/06/26 09:49	02/07/26 23:13	1
Selenium	<0.0023		0.0050	0.0023	mg/L		02/06/26 09:49	02/07/26 23:13	1
Thallium	<0.00019		0.0010	0.00019	mg/L		02/06/26 09:49	02/07/26 23:13	1

Method: SW846 7470A - Mercury (CVAA)

Analyte	Result	Qualifier	RL	MDL	Unit	D	Prepared	Analyzed	Dil Fac
Mercury	<0.00017		0.00020	0.00017	mg/L		02/10/26 14:34	02/10/26 20:16	1

General Chemistry

Analyte	Result	Qualifier	RL	MDL	Unit	D	Prepared	Analyzed	Dil Fac
Total Dissolved Solids (SM 2540C - 2015)	**360**		10	10	mg/L			02/09/26 15:00	1

Client Sample ID: MCI-AP1-FB-01

Lab Sample ID: 705-56493-11

Date Collected: 02/03/26 13:55
Matrix: Water
Date Received: 02/04/26 13:39

Method: EPA 300.0 - Anions, Ion Chromatography

Analyte	Result	Qualifier	RL	MDL	Unit	D	Prepared	Analyzed	Dil Fac
Chloride	<0.98		1.0	0.98	mg/L			02/07/26 16:50	1
Fluoride	**0.17**	**J**	0.20	0.081	mg/L			02/07/26 16:50	1
Sulfate	**0.99**	**J**	1.0	0.77	mg/L			02/07/26 16:50	1

Method: SW846 6010D - Metals (ICP)

Analyte	Result	Qualifier	RL	MDL	Unit	D	Prepared	Analyzed	Dil Fac
Boron	<0.026		0.080	0.026	mg/L		02/08/26 15:07	02/11/26 18:32	1
Calcium	<0.038		0.10	0.038	mg/L		02/08/26 15:07	02/11/26 18:32	1
Lithium	<0.0037		0.020	0.0037	mg/L		02/08/26 15:07	02/12/26 16:55	1

Method: SW846 6020B - Metals (ICP/MS) - Total Recoverable

Analyte	Result	Qualifier	RL	MDL	Unit	D	Prepared	Analyzed	Dil Fac
Antimony	<0.0025		0.0050	0.0025	mg/L		02/06/26 09:49	02/07/26 23:32	1
Arsenic	<0.0013		0.0050	0.0013	mg/L		02/06/26 09:49	02/07/26 23:32	1
Barium	<0.00041		0.010	0.00041	mg/L		02/06/26 09:49	02/07/26 23:32	1
Beryllium	<0.00015		0.0010	0.00015	mg/L		02/06/26 09:49	02/07/26 23:32	1
Cadmium	<0.00024		0.00070	0.00024	mg/L		02/06/26 09:49	02/07/26 23:32	1
Chromium	<0.0037		0.0050	0.0037	mg/L		02/06/26 09:49	02/07/26 23:32	1
Cobalt	<0.00041		0.0050	0.00041	mg/L		02/06/26 09:49	02/07/26 23:32	1
Lead	<0.00086		0.0010	0.00086	mg/L		02/06/26 09:49	02/07/26 23:32	1
Molybdenum	<0.00069		0.0050	0.00069	mg/L		02/06/26 09:49	02/07/26 23:32	1
Selenium	<0.0023		0.0050	0.0023	mg/L		02/06/26 09:49	02/07/26 23:32	1
Thallium	<0.00019		0.0010	0.00019	mg/L		02/06/26 09:49	02/07/26 23:32	1

Client Sample Results

Client: Southern Company
Project/Site: Plant McIntosh - Ash Pond 1

Job ID: 705-56493-1

Client Sample ID: MCI-AP1-FB-01

Lab Sample ID: 705-56493-11

Date Collected: 02/03/26 13:55
Date Received: 02/04/26 13:39

Matrix: Water

Method: SW846 7470A - Mercury (CVAA)

Analyte	Result	Qualifier	RL	MDL	Unit	D	Prepared	Analyzed	Dil Fac
Mercury	<0.00017		0.00020	0.00017	mg/L		02/10/26 14:34	02/10/26 20:29	1

General Chemistry

Analyte	Result	Qualifier	RL	MDL	Unit	D	Prepared	Analyzed	Dil Fac
Total Dissolved Solids (SM 2540C - 2015)	13		10	10	mg/L			02/09/26 15:00	1

Client Sample ID: MCI-AP1-EB-03

Lab Sample ID: 705-56493-12

Date Collected: 02/03/26 16:05
Date Received: 02/04/26 13:39

Matrix: Water

Method: EPA 300.0 - Anions, Ion Chromatography

Analyte	Result	Qualifier	RL	MDL	Unit	D	Prepared	Analyzed	Dil Fac
Chloride	<0.98		1.0	0.98	mg/L			02/12/26 13:54	1
Fluoride	0.094	J	0.20	0.081	mg/L			02/12/26 13:54	1
Sulfate	<0.77		1.0	0.77	mg/L			02/12/26 13:54	1

Method: SW846 6010D - Metals (ICP)

Analyte	Result	Qualifier	RL	MDL	Unit	D	Prepared	Analyzed	Dil Fac
Boron	<0.026		0.080	0.026	mg/L		02/08/26 15:07	02/11/26 18:42	1
Calcium	<0.038		0.10	0.038	mg/L		02/08/26 15:07	02/11/26 18:42	1
Lithium	<0.0037		0.020	0.0037	mg/L		02/08/26 15:07	02/12/26 16:56	1

Method: SW846 6020B - Metals (ICP/MS) - Total Recoverable

Analyte	Result	Qualifier	RL	MDL	Unit	D	Prepared	Analyzed	Dil Fac
Antimony	<0.0025		0.0050	0.0025	mg/L		02/06/26 09:49	02/07/26 23:35	1
Arsenic	<0.0013		0.0050	0.0013	mg/L		02/06/26 09:49	02/07/26 23:35	1
Barium	<0.00041		0.010	0.00041	mg/L		02/06/26 09:49	02/07/26 23:35	1
Beryllium	<0.00015		0.0010	0.00015	mg/L		02/06/26 09:49	02/07/26 23:35	1
Cadmium	<0.00024		0.00070	0.00024	mg/L		02/06/26 09:49	02/07/26 23:35	1
Chromium	<0.0037		0.0050	0.0037	mg/L		02/06/26 09:49	02/07/26 23:35	1
Cobalt	<0.00041		0.0050	0.00041	mg/L		02/06/26 09:49	02/07/26 23:35	1
Lead	<0.00086		0.0010	0.00086	mg/L		02/06/26 09:49	02/07/26 23:35	1
Molybdenum	<0.00069		0.0050	0.00069	mg/L		02/06/26 09:49	02/07/26 23:35	1
Selenium	<0.0023		0.0050	0.0023	mg/L		02/06/26 09:49	02/07/26 23:35	1
Thallium	<0.00019		0.0010	0.00019	mg/L		02/06/26 09:49	02/07/26 23:35	1

Method: SW846 7470A - Mercury (CVAA)

Analyte	Result	Qualifier	RL	MDL	Unit	D	Prepared	Analyzed	Dil Fac
Mercury	<0.00017		0.00020	0.00017	mg/L		02/10/26 14:34	02/10/26 20:32	1

General Chemistry

Analyte	Result	Qualifier	RL	MDL	Unit	D	Prepared	Analyzed	Dil Fac
Total Dissolved Solids (SM 2540C - 2015)	26		10	10	mg/L			02/09/26 15:00	1

Client Sample Results

Client: Southern Company
Project/Site: Plant McIntosh - Ash Pond 1

Job ID: 705-56493-1

Client Sample ID: MCI-MGWC-1

Lab Sample ID: 705-56493-13

Date Collected: 02/04/26 09:41
Date Received: 02/04/26 13:39

Matrix: Water

Method: EPA 300.0 - Anions, Ion Chromatography

Analyte	Result	Qualifier	RL	MDL	Unit	D	Prepared	Analyzed	Dil Fac
Chloride	12		1.0	0.98	mg/L			02/07/26 13:14	1
Fluoride	0.15	J	0.20	0.081	mg/L			02/07/26 13:14	1
Sulfate	130		10	7.7	mg/L			02/07/26 18:09	10

Method: SW846 6010D - Metals (ICP)

Analyte	Result	Qualifier	RL	MDL	Unit	D	Prepared	Analyzed	Dil Fac
Boron	1.5		0.080	0.026	mg/L		02/08/26 15:07	02/11/26 18:50	1
Calcium	110		0.10	0.038	mg/L		02/08/26 15:07	02/11/26 18:50	1
Lithium	0.014	J	0.020	0.0037	mg/L		02/08/26 15:07	02/12/26 16:58	1

Method: SW846 6020B - Metals (ICP/MS) - Total Recoverable

Analyte	Result	Qualifier	RL	MDL	Unit	D	Prepared	Analyzed	Dil Fac
Antimony	<0.0025		0.0050	0.0025	mg/L		02/06/26 09:49	02/07/26 23:37	1
Arsenic	0.0014	J	0.0050	0.0013	mg/L		02/06/26 09:49	02/07/26 23:37	1
Barium	0.10		0.010	0.00041	mg/L		02/06/26 09:49	02/07/26 23:37	1
Beryllium	<0.00015		0.0010	0.00015	mg/L		02/06/26 09:49	02/07/26 23:37	1
Cadmium	<0.00024		0.00070	0.00024	mg/L		02/06/26 09:49	02/07/26 23:37	1
Chromium	<0.0037		0.0050	0.0037	mg/L		02/06/26 09:49	02/07/26 23:37	1
Cobalt	<0.00041		0.0050	0.00041	mg/L		02/06/26 09:49	02/07/26 23:37	1
Lead	<0.00086		0.0010	0.00086	mg/L		02/06/26 09:49	02/07/26 23:37	1
Molybdenum	0.00086	J	0.0050	0.00069	mg/L		02/06/26 09:49	02/07/26 23:37	1
Selenium	<0.0023		0.0050	0.0023	mg/L		02/06/26 09:49	02/07/26 23:37	1
Thallium	<0.00019		0.0010	0.00019	mg/L		02/06/26 09:49	02/07/26 23:37	1

Method: SW846 7470A - Mercury (CVAA)

Analyte	Result	Qualifier	RL	MDL	Unit	D	Prepared	Analyzed	Dil Fac
Mercury	<0.00017		0.00020	0.00017	mg/L		02/10/26 14:34	02/10/26 20:35	1

General Chemistry

Analyte	Result	Qualifier	RL	MDL	Unit	D	Prepared	Analyzed	Dil Fac
Total Dissolved Solids (SM 2540C - 2015)	400		10	10	mg/L			02/10/26 12:59	1

Client Sample ID: MCI-MGWC-8

Lab Sample ID: 705-56493-14

Date Collected: 02/04/26 11:07
Date Received: 02/04/26 13:39

Matrix: Water

Method: EPA 300.0 - Anions, Ion Chromatography

Analyte	Result	Qualifier	RL	MDL	Unit	D	Prepared	Analyzed	Dil Fac
Chloride	11		1.0	0.98	mg/L			02/07/26 13:59	1
Fluoride	0.31		0.20	0.081	mg/L			02/07/26 13:59	1
Sulfate	300		10	7.7	mg/L			02/12/26 14:52	10

Method: SW846 6010D - Metals (ICP)

Analyte	Result	Qualifier	RL	MDL	Unit	D	Prepared	Analyzed	Dil Fac
Boron	5.3		0.080	0.026	mg/L		02/08/26 15:07	02/11/26 18:53	1
Calcium	110		0.10	0.038	mg/L		02/08/26 15:07	02/11/26 18:53	1
Lithium	0.015	J	0.020	0.0037	mg/L		02/08/26 15:07	02/12/26 17:00	1

Method: SW846 6020B - Metals (ICP/MS) - Total Recoverable

Analyte	Result	Qualifier	RL	MDL	Unit	D	Prepared	Analyzed	Dil Fac
Antimony	<0.0025		0.0050	0.0025	mg/L		02/06/26 09:49	02/07/26 23:40	1

Client Sample Results

Client: Southern Company
Project/Site: Plant McIntosh - Ash Pond 1

Job ID: 705-56493-1

Client Sample ID: MCI-MGWC-8

Lab Sample ID: 705-56493-14

Date Collected: 02/04/26 11:07
Matrix: Water
Date Received: 02/04/26 13:39

Method: SW846 6020B - Metals (ICP/MS) - Total Recoverable (Continued)

Analyte	Result	Qualifier	RL	MDL	Unit	D	Prepared	Analyzed	Dil Fac
Arsenic	<0.0013		0.0050	0.0013	mg/L		02/06/26 09:49	02/07/26 23:40	1
Barium	**0.056**		0.010	0.00041	mg/L		02/06/26 09:49	02/07/26 23:40	1
Beryllium	**0.00019**	**J**	0.0010	0.00015	mg/L		02/06/26 09:49	02/07/26 23:40	1
Cadmium	**0.0045**		0.00070	0.00024	mg/L		02/06/26 09:49	02/07/26 23:40	1
Chromium	<0.0037		0.0050	0.0037	mg/L		02/06/26 09:49	02/07/26 23:40	1
Cobalt	**0.00080**	**J**	0.0050	0.00041	mg/L		02/06/26 09:49	02/07/26 23:40	1
Lead	<0.00086		0.0010	0.00086	mg/L		02/06/26 09:49	02/07/26 23:40	1
Molybdenum	<0.00069		0.0050	0.00069	mg/L		02/06/26 09:49	02/07/26 23:40	1
Selenium	<0.0023		0.0050	0.0023	mg/L		02/06/26 09:49	02/07/26 23:40	1
Thallium	<0.00019		0.0010	0.00019	mg/L		02/06/26 09:49	02/07/26 23:40	1

Method: SW846 7470A - Mercury (CVAA)

Analyte	Result	Qualifier	RL	MDL	Unit	D	Prepared	Analyzed	Dil Fac
Mercury	**0.00033**		0.00020	0.00017	mg/L		02/10/26 14:34	02/10/26 20:39	1

General Chemistry

Analyte	Result	Qualifier	RL	MDL	Unit	D	Prepared	Analyzed	Dil Fac
Total Dissolved Solids (SM 2540C - 2015)	**540**		10	10	mg/L			02/10/26 12:59	1

Client Sample ID: MCI-MGWC-19

Lab Sample ID: 705-56493-15

Date Collected: 02/04/26 09:37
Matrix: Water
Date Received: 02/04/26 13:39

Method: EPA 300.0 - Anions, Ion Chromatography

Analyte	Result	Qualifier	RL	MDL	Unit	D	Prepared	Analyzed	Dil Fac
Chloride	**14**		1.0	0.98	mg/L			02/07/26 17:01	1
Fluoride	**0.25**		0.20	0.081	mg/L			02/07/26 17:01	1
Sulfate	**290**		10	7.7	mg/L			02/12/26 16:01	10

Method: SW846 6010D - Metals (ICP)

Analyte	Result	Qualifier	RL	MDL	Unit	D	Prepared	Analyzed	Dil Fac
Boron	**1.6**		0.080	0.026	mg/L		02/08/26 15:07	02/11/26 18:56	1
Calcium	**110**		0.10	0.038	mg/L		02/08/26 15:07	02/11/26 18:56	1
Lithium	**0.0074**	**J**	0.020	0.0037	mg/L		02/08/26 15:07	02/12/26 17:09	1

Method: SW846 6020B - Metals (ICP/MS) - Total Recoverable

Analyte	Result	Qualifier	RL	MDL	Unit	D	Prepared	Analyzed	Dil Fac
Antimony	<0.0025		0.0050	0.0025	mg/L		02/06/26 09:49	02/07/26 23:43	1
Arsenic	**0.0016**	**J**	0.0050	0.0013	mg/L		02/06/26 09:49	02/07/26 23:43	1
Barium	**0.026**		0.010	0.00041	mg/L		02/06/26 09:49	02/07/26 23:43	1
Beryllium	<0.00015		0.0010	0.00015	mg/L		02/06/26 09:49	02/07/26 23:43	1
Cadmium	<0.00024		0.00070	0.00024	mg/L		02/06/26 09:49	02/07/26 23:43	1
Chromium	<0.0037		0.0050	0.0037	mg/L		02/06/26 09:49	02/07/26 23:43	1
Cobalt	<0.00041		0.0050	0.00041	mg/L		02/06/26 09:49	02/07/26 23:43	1
Lead	<0.00086		0.0010	0.00086	mg/L		02/06/26 09:49	02/07/26 23:43	1
Molybdenum	**0.00085**	**J**	0.0050	0.00069	mg/L		02/06/26 09:49	02/07/26 23:43	1
Selenium	<0.0023		0.0050	0.0023	mg/L		02/06/26 09:49	02/07/26 23:43	1
Thallium	<0.00019		0.0010	0.00019	mg/L		02/06/26 09:49	02/07/26 23:43	1

Client Sample Results

Client: Southern Company
Project/Site: Plant McIntosh - Ash Pond 1

Job ID: 705-56493-1

Client Sample ID: MCI-MGWC-19

Lab Sample ID: 705-56493-15
Date Collected: 02/04/26 09:37
Matrix: Water
Date Received: 02/04/26 13:39

Method: SW846 7470A - Mercury (CVAA)

Analyte	Result	Qualifier	RL	MDL	Unit	D	Prepared	Analyzed	Dil Fac
Mercury	<0.00017		0.00020	0.00017	mg/L		02/10/26 14:34	02/10/26 20:42	1

General Chemistry

Analyte	Result	Qualifier	RL	MDL	Unit	D	Prepared	Analyzed	Dil Fac
Total Dissolved Solids (SM 2540C - 2015)	500		10	10	mg/L			02/10/26 12:59	1

Client Sample ID: MCI-MGWC-20

Lab Sample ID: 705-56493-16
Date Collected: 02/04/26 11:05
Matrix: Water
Date Received: 02/04/26 13:39

Method: EPA 300.0 - Anions, Ion Chromatography

Analyte	Result	Qualifier	RL	MDL	Unit	D	Prepared	Analyzed	Dil Fac
Chloride	13		1.0	0.98	mg/L			02/07/26 14:11	1
Fluoride	0.23		0.20	0.081	mg/L			02/07/26 14:11	1
Sulfate	190		10	7.7	mg/L			02/12/26 16:13	10

Method: SW846 6010D - Metals (ICP)

Analyte	Result	Qualifier	RL	MDL	Unit	D	Prepared	Analyzed	Dil Fac
Boron	1.4		0.080	0.026	mg/L		02/08/26 15:07	02/11/26 18:59	1
Calcium	45		0.10	0.038	mg/L		02/08/26 15:07	02/11/26 18:59	1
Lithium	0.0083	J	0.020	0.0037	mg/L		02/08/26 15:07	02/12/26 17:11	1

Method: SW846 6020B - Metals (ICP/MS) - Total Recoverable

Analyte	Result	Qualifier	RL	MDL	Unit	D	Prepared	Analyzed	Dil Fac
Antimony	<0.0025		0.0050	0.0025	mg/L		02/06/26 09:49	02/07/26 23:45	1
Arsenic	0.0018	J	0.0050	0.0013	mg/L		02/06/26 09:49	02/07/26 23:45	1
Barium	0.036		0.010	0.00041	mg/L		02/06/26 09:49	02/12/26 16:29	1
Beryllium	<0.00015		0.0010	0.00015	mg/L		02/06/26 09:49	02/07/26 23:45	1
Cadmium	0.0038		0.00070	0.00024	mg/L		02/06/26 09:49	02/07/26 23:45	1
Chromium	<0.0037		0.0050	0.0037	mg/L		02/06/26 09:49	02/07/26 23:45	1
Cobalt	0.00041	J	0.0050	0.00041	mg/L		02/06/26 09:49	02/07/26 23:45	1
Lead	<0.00086		0.0010	0.00086	mg/L		02/06/26 09:49	02/07/26 23:45	1
Molybdenum	<0.00069		0.0050	0.00069	mg/L		02/06/26 09:49	02/07/26 23:45	1
Selenium	<0.0023		0.0050	0.0023	mg/L		02/06/26 09:49	02/07/26 23:45	1
Thallium	0.00019	J	0.0010	0.00019	mg/L		02/06/26 09:49	02/07/26 23:45	1

Method: SW846 7470A - Mercury (CVAA)

Analyte	Result	Qualifier	RL	MDL	Unit	D	Prepared	Analyzed	Dil Fac
Mercury	<0.00017		0.00020	0.00017	mg/L		02/10/26 14:34	02/10/26 20:45	1

General Chemistry

Analyte	Result	Qualifier	RL	MDL	Unit	D	Prepared	Analyzed	Dil Fac
Total Dissolved Solids (SM 2540C - 2015)	290		10	10	mg/L			02/10/26 12:59	1

Client Sample Results

Client: Southern Company
Project/Site: Plant McIntosh - Ash Pond 1

Job ID: 705-56493-1

Client Sample ID: MCI-AP1-FD-02

Lab Sample ID: 705-56493-17

Date Collected: 02/04/26 00:00
Date Received: 02/04/26 13:39

Matrix: Water

Method: EPA 300.0 - Anions, Ion Chromatography

Analyte	Result	Qualifier	RL	MDL	Unit	D	Prepared	Analyzed	Dil Fac
Chloride	13		1.0	0.98	mg/L			02/12/26 13:43	1
Fluoride	0.25		0.20	0.081	mg/L			02/12/26 13:43	1
Sulfate	140		10	7.7	mg/L			02/12/26 16:24	10

Method: SW846 6010D - Metals (ICP)

Analyte	Result	Qualifier	RL	MDL	Unit	D	Prepared	Analyzed	Dil Fac
Boron	1.3		0.080	0.026	mg/L		02/08/26 15:07	02/11/26 19:02	1
Calcium	44		0.10	0.038	mg/L		02/08/26 15:07	02/11/26 19:02	1
Lithium	0.0083	J	0.020	0.0037	mg/L		02/08/26 15:07	02/12/26 17:13	1

Method: SW846 6020B - Metals (ICP/MS) - Total Recoverable

Analyte	Result	Qualifier	RL	MDL	Unit	D	Prepared	Analyzed	Dil Fac
Antimony	<0.0025		0.0050	0.0025	mg/L		02/06/26 09:49	02/07/26 23:48	1
Arsenic	0.0018	J	0.0050	0.0013	mg/L		02/06/26 09:49	02/07/26 23:48	1
Barium	0.036		0.010	0.00041	mg/L		02/06/26 09:49	02/07/26 23:48	1
Beryllium	<0.00015		0.0010	0.00015	mg/L		02/06/26 09:49	02/07/26 23:48	1
Cadmium	0.0038		0.00070	0.00024	mg/L		02/06/26 09:49	02/07/26 23:48	1
Chromium	<0.0037		0.0050	0.0037	mg/L		02/06/26 09:49	02/07/26 23:48	1
Cobalt	<0.00041		0.0050	0.00041	mg/L		02/06/26 09:49	02/07/26 23:48	1
Lead	<0.00086		0.0010	0.00086	mg/L		02/06/26 09:49	02/07/26 23:48	1
Molybdenum	<0.00069		0.0050	0.00069	mg/L		02/06/26 09:49	02/07/26 23:48	1
Selenium	<0.0023		0.0050	0.0023	mg/L		02/06/26 09:49	02/07/26 23:48	1
Thallium	<0.00019		0.0010	0.00019	mg/L		02/06/26 09:49	02/07/26 23:48	1

Method: SW846 7470A - Mercury (CVAA)

Analyte	Result	Qualifier	RL	MDL	Unit	D	Prepared	Analyzed	Dil Fac
Mercury	<0.00017		0.00020	0.00017	mg/L		02/10/26 14:34	02/10/26 20:49	1

General Chemistry

Analyte	Result	Qualifier	RL	MDL	Unit	D	Prepared	Analyzed	Dil Fac
Total Dissolved Solids (SM 2540C - 2015)	290		10	10	mg/L			02/10/26 12:59	1

Client Sample ID: MCI-AP1-FB-02

Lab Sample ID: 705-56493-18

Date Collected: 02/04/26 09:30
Date Received: 02/04/26 13:39

Matrix: Water

Method: EPA 300.0 - Anions, Ion Chromatography

Analyte	Result	Qualifier	RL	MDL	Unit	D	Prepared	Analyzed	Dil Fac
Chloride	<0.98		1.0	0.98	mg/L			02/07/26 14:22	1
Fluoride	0.15	J	0.20	0.081	mg/L			02/07/26 14:22	1
Sulfate	0.96	J	1.0	0.77	mg/L			02/07/26 14:22	1

Method: SW846 6010D - Metals (ICP)

Analyte	Result	Qualifier	RL	MDL	Unit	D	Prepared	Analyzed	Dil Fac
Boron	<0.026		0.080	0.026	mg/L		02/08/26 15:07	02/11/26 19:05	1
Calcium	<0.038		0.10	0.038	mg/L		02/08/26 15:07	02/11/26 19:05	1
Lithium	<0.0037		0.020	0.0037	mg/L		02/08/26 15:07	02/12/26 17:15	1

Method: SW846 6020B - Metals (ICP/MS) - Total Recoverable

Analyte	Result	Qualifier	RL	MDL	Unit	D	Prepared	Analyzed	Dil Fac
Antimony	<0.0025		0.0050	0.0025	mg/L		02/06/26 09:49	02/07/26 23:54	1

Client Sample ID: MCI-AP1-FB-02

Lab Sample ID: 705-56493-18

Date Collected: 02/04/26 09:30
Matrix: Water
Date Received: 02/04/26 13:39

Method: SW846 6020B - Metals (ICP/MS) - Total Recoverable (Continued)

Analyte	Result	Qualifier	RL	MDL	Unit	D	Prepared	Analyzed	Dil Fac
Arsenic	<0.0013		0.0050	0.0013	mg/L		02/06/26 09:49	02/07/26 23:54	1
Barium	<0.00041		0.010	0.00041	mg/L		02/06/26 09:49	02/07/26 23:54	1
Beryllium	<0.00015		0.0010	0.00015	mg/L		02/06/26 09:49	02/07/26 23:54	1
Cadmium	<0.00024		0.00070	0.00024	mg/L		02/06/26 09:49	02/07/26 23:54	1
Chromium	<0.0037		0.0050	0.0037	mg/L		02/06/26 09:49	02/07/26 23:54	1
Cobalt	<0.00041		0.0050	0.00041	mg/L		02/06/26 09:49	02/07/26 23:54	1
Lead	<0.00086		0.0010	0.00086	mg/L		02/06/26 09:49	02/07/26 23:54	1
Molybdenum	<0.00069		0.0050	0.00069	mg/L		02/06/26 09:49	02/07/26 23:54	1
Selenium	<0.0023		0.0050	0.0023	mg/L		02/06/26 09:49	02/07/26 23:54	1
Thallium	<0.00019		0.0010	0.00019	mg/L		02/06/26 09:49	02/07/26 23:54	1

Method: SW846 7470A - Mercury (CVAA)

Analyte	Result	Qualifier	RL	MDL	Unit	D	Prepared	Analyzed	Dil Fac
Mercury	**0.00028**		0.00020	0.00017	mg/L		02/10/26 14:34	02/10/26 20:52	1

General Chemistry

Analyte	Result	Qualifier	RL	MDL	Unit	D	Prepared	Analyzed	Dil Fac
Total Dissolved Solids (SM 2540C - 2015)	<10		10	10	mg/L			02/10/26 12:59	1

Client Sample ID: MCI-AP1-EB-04

Lab Sample ID: 705-56493-19

Date Collected: 02/04/26 11:30
Matrix: Water
Date Received: 02/04/26 13:39

Method: EPA 300.0 - Anions, Ion Chromatography

Analyte	Result	Qualifier	RL	MDL	Unit	D	Prepared	Analyzed	Dil Fac
Chloride	<0.98		1.0	0.98	mg/L			02/13/26 04:20	1
Fluoride	**0.097**	**J**	0.20	0.081	mg/L			02/13/26 04:20	1
Sulfate	<0.77		1.0	0.77	mg/L			02/13/26 04:20	1

Method: SW846 6010D - Metals (ICP)

Analyte	Result	Qualifier	RL	MDL	Unit	D	Prepared	Analyzed	Dil Fac
Boron	<0.026		0.080	0.026	mg/L		02/08/26 15:07	02/11/26 19:08	1
Calcium	<0.038		0.10	0.038	mg/L		02/08/26 15:07	02/11/26 19:08	1
Lithium	<0.0037		0.020	0.0037	mg/L		02/08/26 15:07	02/12/26 17:16	1

Method: SW846 6020B - Metals (ICP/MS) - Total Recoverable

Analyte	Result	Qualifier	RL	MDL	Unit	D	Prepared	Analyzed	Dil Fac
Antimony	<0.0025		0.0050	0.0025	mg/L		02/06/26 09:49	02/07/26 23:51	1
Arsenic	<0.0013		0.0050	0.0013	mg/L		02/06/26 09:49	02/07/26 23:51	1
Barium	<0.00041		0.010	0.00041	mg/L		02/06/26 09:49	02/07/26 23:51	1
Beryllium	<0.00015		0.0010	0.00015	mg/L		02/06/26 09:49	02/07/26 23:51	1
Cadmium	<0.00024		0.00070	0.00024	mg/L		02/06/26 09:49	02/07/26 23:51	1
Chromium	<0.0037		0.0050	0.0037	mg/L		02/06/26 09:49	02/07/26 23:51	1
Cobalt	<0.00041		0.0050	0.00041	mg/L		02/06/26 09:49	02/07/26 23:51	1
Lead	<0.00086		0.0010	0.00086	mg/L		02/06/26 09:49	02/07/26 23:51	1
Molybdenum	<0.00069		0.0050	0.00069	mg/L		02/06/26 09:49	02/07/26 23:51	1
Selenium	<0.0023		0.0050	0.0023	mg/L		02/06/26 09:49	02/07/26 23:51	1
Thallium	<0.00019		0.0010	0.00019	mg/L		02/06/26 09:49	02/07/26 23:51	1

Client Sample Results

Client: Southern Company
Project/Site: Plant McIntosh - Ash Pond 1

Job ID: 705-56493-1

Client Sample ID: MCI-AP1-EB-04

Lab Sample ID: 705-56493-19

Date Collected: 02/04/26 11:30
Matrix: Water
Date Received: 02/04/26 13:39

Method: SW846 7470A - Mercury (CVAA)

Analyte	Result	Qualifier	RL	MDL	Unit	D	Prepared	Analyzed	Dil Fac
Mercury	<0.00017		0.00020	0.00017	mg/L		02/10/26 14:34	02/10/26 20:55	1

General Chemistry

Analyte	Result	Qualifier	RL	MDL	Unit	D	Prepared	Analyzed	Dil Fac
Total Dissolved Solids (SM 2540C - 2015)	<10		10	10	mg/L			02/10/26 12:59	1

Method Summary

Client: Southern Company
Project/Site: Plant McIntosh - Ash Pond 1

Job ID: 705-56493-1

Method	Method Description	Protocol	Laboratory
300.0	Anions, Ion Chromatography	EPA	EET ATL
6010D	Metals (ICP)	SW846	EET ATL
6020B	Metals (ICP/MS)	SW846	EET ATL
7470A	Mercury (CVAA)	SW846	EET ATL
2540C - 2015	Total Dissolved Solids (Dried at 180 °C)	SM	EET ATL
3005A	Preparation, Total Recoverable or Dissolved Metals	SW846	EET ATL
3010A	Preparation, Total Metals	SW846	EET ATL
7470A	Preparation, Mercury	SW846	EET ATL

Protocol References:

EPA = US Environmental Protection Agency

SM = "Standard Methods For The Examination Of Water And Wastewater"

SW846 = "Test Methods For Evaluating Solid Waste, Physical/Chemical Methods", Third Edition, November 1986 And Its Updates.

Laboratory References:

EET ATL = Eurofins Atlanta, 3080 Presidential Dr, Atlanta, GA 30340, TEL (770)457-8177

Lab Chronicle

Client: Southern Company
Project/Site: Plant McIntosh - Ash Pond 1

Job ID: 705-56493-1

Client Sample ID: MCI-MGWA-6A

Lab Sample ID: 705-56493-1

Date Collected: 02/02/26 15:43
Matrix: Water
Date Received: 02/04/26 13:39

Prep Type	Batch Type	Batch Method	Run	Dilution Factor	Batch Number	Analyst	Lab	Prepared or Analyzed
Total/NA	Analysis	300.0		5	112680	JO	EET ATL	02/07/26 15:42
Total/NA	Prep	3010A			112734	TR	EET ATL	02/08/26 15:07
Total/NA	Analysis	6010D		1	113744	MT	EET ATL	02/11/26 17:24
Total/NA	Prep	3010A			112734	TR	EET ATL	02/08/26 15:07
Total/NA	Analysis	6010D		1	113955	MT	EET ATL	02/12/26 16:19
Total Recoverable	Prep	3005A			112427	SA	EET ATL	02/06/26 08:44
Total Recoverable	Analysis	6020B		1	112878	TT	EET ATL	02/07/26 22:20
Total/NA	Prep	7470A			113100	TR	EET ATL	02/10/26 14:34
Total/NA	Analysis	7470A		1	113347	GR	EET ATL	02/10/26 19:46
Total/NA	Analysis	2540C - 2015		1	112394	AGA	EET ATL	02/06/26 12:25

Client Sample ID: MCI-MGWA-10

Lab Sample ID: 705-56493-2

Date Collected: 02/03/26 10:13
Matrix: Water
Date Received: 02/04/26 13:39

Prep Type	Batch Type	Batch Method	Run	Dilution Factor	Batch Number	Analyst	Lab	Prepared or Analyzed
Total/NA	Analysis	300.0		1	112680	JO	EET ATL	02/07/26 16:27
Total/NA	Prep	3010A			112734	TR	EET ATL	02/08/26 15:07
Total/NA	Analysis	6010D		1	113744	MT	EET ATL	02/11/26 17:39
Total/NA	Prep	3010A			112734	TR	EET ATL	02/08/26 15:07
Total/NA	Analysis	6010D		1	113955	MT	EET ATL	02/12/26 16:28
Total Recoverable	Prep	3005A			112427	SA	EET ATL	02/06/26 08:44
Total Recoverable	Analysis	6020B		1	112878	TT	EET ATL	02/07/26 22:23
Total/NA	Prep	7470A			113100	TR	EET ATL	02/10/26 14:34
Total/NA	Analysis	7470A		1	113347	GR	EET ATL	02/10/26 19:49
Total/NA	Analysis	2540C - 2015		1	113170	AGA	EET ATL	02/10/26 12:59

Client Sample ID: MCI-MGWA-6

Lab Sample ID: 705-56493-3

Date Collected: 02/03/26 10:03
Matrix: Water
Date Received: 02/04/26 13:39

Prep Type	Batch Type	Batch Method	Run	Dilution Factor	Batch Number	Analyst	Lab	Prepared or Analyzed
Total/NA	Analysis	300.0		1	112680	JO	EET ATL	02/07/26 16:38
Total/NA	Prep	3010A			112734	TR	EET ATL	02/08/26 15:07
Total/NA	Analysis	6010D		1	113744	MT	EET ATL	02/11/26 17:55
Total/NA	Prep	3010A			112734	TR	EET ATL	02/08/26 15:07
Total/NA	Analysis	6010D		1	113955	MT	EET ATL	02/12/26 16:30
Total Recoverable	Prep	3005A			112427	SA	EET ATL	02/06/26 08:44
Total Recoverable	Analysis	6020B		1	112878	TT	EET ATL	02/07/26 22:26
Total/NA	Prep	7470A			113100	TR	EET ATL	02/10/26 14:34
Total/NA	Analysis	7470A		1	113347	GR	EET ATL	02/10/26 19:52
Total/NA	Analysis	2540C - 2015		1	113170	AGA	EET ATL	02/10/26 12:59

Lab Chronicle

Client: Southern Company
Project/Site: Plant McIntosh - Ash Pond 1

Job ID: 705-56493-1

Client Sample ID: MCI-MGWA-11

Lab Sample ID: 705-56493-4

Date Collected: 02/03/26 12:00
Date Received: 02/04/26 13:39

Matrix: Water

Prep Type	Batch Type	Batch Method	Run	Dilution Factor	Batch Number	Analyst	Lab	Prepared or Analyzed
Total/NA	Analysis	300.0		1	113840	MS	EET ATL 2	02/12/26 14:17
Total/NA	Prep	3010A			112734	TR	EET ATL	02/08/26 15:07
Total/NA	Analysis	6010D		1	113744	MT	EET ATL	02/11/26 17:57
Total/NA	Prep	3010A			112734	TR	EET ATL	02/08/26 15:07
Total/NA	Analysis	6010D		1	113955	MT	EET ATL	02/12/26 16:32
Total Recoverable	Prep	3005A			112427	SA	EET ATL	02/06/26 08:44
Total Recoverable	Analysis	6020B		1	112878	TT	EET ATL	02/07/26 22:28
Total/NA	Prep	7470A			113100	TR	EET ATL	02/10/26 14:34
Total/NA	Analysis	7470A		1	113347	GR	EET ATL	02/10/26 19:56
Total/NA	Analysis	2540C - 2015		1	113170	AGA	EET ATL	02/10/26 12:59

Client Sample ID: MCI-MGWA-5

Lab Sample ID: 705-56493-5

Date Collected: 02/03/26 11:19
Date Received: 02/04/26 13:39

Matrix: Water

Prep Type	Batch Type	Batch Method	Run	Dilution Factor	Batch Number	Analyst	Lab	Prepared or Analyzed
Total/NA	Analysis	300.0		1	113840	MS	EET ATL 2	02/12/26 14:29
Total/NA	Prep	3010A			112734	TR	EET ATL	02/08/26 15:07
Total/NA	Analysis	6010D		1	113744	MT	EET ATL	02/11/26 18:00
Total/NA	Prep	3010A			112734	TR	EET ATL	02/08/26 15:07
Total/NA	Analysis	6010D		1	113955	MT	EET ATL	02/12/26 16:44
Total Recoverable	Prep	3005A			112427	SA	EET ATL	02/06/26 08:44
Total Recoverable	Analysis	6020B		1	112878	TT	EET ATL	02/07/26 22:31
Total/NA	Prep	7470A			113100	TR	EET ATL	02/10/26 14:34
Total/NA	Analysis	7470A		1	113347	GR	EET ATL	02/10/26 19:59
Total/NA	Analysis	2540C - 2015		1	112394	AGA	EET ATL	02/06/26 12:25

Client Sample ID: MCI-MGWC-2

Lab Sample ID: 705-56493-6

Date Collected: 02/03/26 15:30
Date Received: 02/04/26 13:39

Matrix: Water

Prep Type	Batch Type	Batch Method	Run	Dilution Factor	Batch Number	Analyst	Lab	Prepared or Analyzed
Total/NA	Analysis	300.0		1	112680	JO	EET ATL	02/07/26 12:05
Total/NA	Analysis	300.0		10	112680	JO	EET ATL	02/07/26 17:12
Total/NA	Prep	3010A			112734	TR	EET ATL	02/08/26 15:07
Total/NA	Analysis	6010D		1	113744	MT	EET ATL	02/11/26 18:17
Total/NA	Prep	3010A			112734	TR	EET ATL	02/08/26 15:07
Total/NA	Analysis	6010D		1	113955	MT	EET ATL	02/12/26 16:46
Total Recoverable	Prep	3005A			112447	SA	EET ATL	02/06/26 09:49
Total Recoverable	Analysis	6020B		1	112879	TT	EET ATL	02/07/26 22:55
Total/NA	Prep	7470A			113100	TR	EET ATL	02/10/26 14:34
Total/NA	Analysis	7470A		1	113347	GR	EET ATL	02/10/26 20:02
Total/NA	Analysis	2540C - 2015		1	113170	AGA	EET ATL	02/10/26 12:59

Lab Chronicle

Client: Southern Company
Project/Site: Plant McIntosh - Ash Pond 1

Job ID: 705-56493-1

Client Sample ID: MCI-MGWC-3

Lab Sample ID: 705-56493-7

Date Collected: 02/03/26 13:52
Date Received: 02/04/26 13:39

Matrix: Water

Prep Type	Batch Type	Batch Method	Run	Dilution Factor	Batch Number	Analyst	Lab	Prepared or Analyzed
Total/NA	Analysis	300.0		1	112680	JO	EET ATL	02/07/26 12:40
Total/NA	Analysis	300.0		5	112680	JO	EET ATL	02/07/26 17:47
Total/NA	Prep	3010A			112734	TR	EET ATL	02/08/26 15:07
Total/NA	Analysis	6010D		1	113744	MT	EET ATL	02/11/26 18:20
Total/NA	Prep	3010A			112734	TR	EET ATL	02/08/26 15:07
Total/NA	Analysis	6010D		1	113955	MT	EET ATL	02/12/26 16:47
Total Recoverable	Prep	3005A			112447	SA	EET ATL	02/06/26 09:49
Total Recoverable	Analysis	6020B		1	112879	TT	EET ATL	02/07/26 23:05
Total/NA	Prep	7470A			113100	TR	EET ATL	02/10/26 14:34
Total/NA	Analysis	7470A		1	113347	GR	EET ATL	02/10/26 20:06
Total/NA	Analysis	2540C - 2015		1	113170	AGA	EET ATL	02/10/26 12:59

Client Sample ID: MCI-MGWC-7

Lab Sample ID: 705-56493-8

Date Collected: 02/03/26 15:57
Date Received: 02/04/26 13:39

Matrix: Water

Prep Type	Batch Type	Batch Method	Run	Dilution Factor	Batch Number	Analyst	Lab	Prepared or Analyzed
Total/NA	Analysis	300.0		1	112680	JO	EET ATL	02/07/26 12:51
Total/NA	Analysis	300.0		20	112680	JO	EET ATL	02/07/26 17:58
Total/NA	Prep	3010A			112734	TR	EET ATL	02/08/26 15:07
Total/NA	Analysis	6010D		1	113744	MT	EET ATL	02/11/26 18:23
Total/NA	Prep	3010A			112734	TR	EET ATL	02/08/26 15:07
Total/NA	Analysis	6010D		1	113955	MT	EET ATL	02/12/26 16:49
Total Recoverable	Prep	3005A			112447	SA	EET ATL	02/06/26 09:49
Total Recoverable	Analysis	6020B		1	112879	TT	EET ATL	02/07/26 23:08
Total/NA	Prep	7470A			113100	TR	EET ATL	02/10/26 14:34
Total/NA	Analysis	7470A		1	113347	GR	EET ATL	02/10/26 20:09
Total/NA	Analysis	2540C - 2015		1	112941	AGA	EET ATL	02/09/26 15:00

Client Sample ID: MCI-MGWC-12

Lab Sample ID: 705-56493-9

Date Collected: 02/03/26 14:10
Date Received: 02/04/26 13:39

Matrix: Water

Prep Type	Batch Type	Batch Method	Run	Dilution Factor	Batch Number	Analyst	Lab	Prepared or Analyzed
Total/NA	Analysis	300.0		1	113840	MS	EET ATL 2	02/12/26 14:41
Total/NA	Prep	3010A			112734	TR	EET ATL	02/08/26 15:07
Total/NA	Analysis	6010D		1	113744	MT	EET ATL	02/11/26 18:26
Total/NA	Prep	3010A			112734	TR	EET ATL	02/08/26 15:07
Total/NA	Analysis	6010D		1	113955	MT	EET ATL	02/12/26 16:51
Total Recoverable	Prep	3005A			112447	SA	EET ATL	02/06/26 09:49
Total Recoverable	Analysis	6020B		1	112879	TT	EET ATL	02/07/26 23:11
Total/NA	Prep	7470A			113100	TR	EET ATL	02/10/26 14:34
Total/NA	Analysis	7470A		1	113347	GR	EET ATL	02/10/26 20:12
Total/NA	Analysis	2540C - 2015		1	112941	AGA	EET ATL	02/09/26 15:00

Lab Chronicle

Client: Southern Company
Project/Site: Plant McIntosh - Ash Pond 1

Job ID: 705-56493-1

Client Sample ID: MCI-AP1-FD-01

Lab Sample ID: 705-56493-10

Date Collected: 02/03/26 00:00
Date Received: 02/04/26 13:39

Matrix: Water

Prep Type	Batch Type	Batch Method	Run	Dilution Factor	Batch Number	Analyst	Lab	Prepared or Analyzed
Total/NA	Analysis	300.0		1	112680	JO	EET ATL	02/07/26 13:02
Total/NA	Analysis	300.0		1	113840	MS	EET ATL 2	02/12/26 14:06
Total/NA	Prep	3010A			112734	TR	EET ATL	02/08/26 15:07
Total/NA	Analysis	6010D		1	113744	MT	EET ATL	02/11/26 18:29
Total/NA	Prep	3010A			112734	TR	EET ATL	02/08/26 15:07
Total/NA	Analysis	6010D		1	113955	MT	EET ATL	02/12/26 16:53
Total Recoverable	Prep	3005A			112447	SA	EET ATL	02/06/26 09:49
Total Recoverable	Analysis	6020B		1	112879	TT	EET ATL	02/07/26 23:13
Total/NA	Prep	7470A			113100	TR	EET ATL	02/10/26 14:34
Total/NA	Analysis	7470A		1	113347	GR	EET ATL	02/10/26 20:16
Total/NA	Analysis	2540C - 2015		1	112941	AGA	EET ATL	02/09/26 15:00

Client Sample ID: MCI-AP1-FB-01

Lab Sample ID: 705-56493-11

Date Collected: 02/03/26 13:55
Date Received: 02/04/26 13:39

Matrix: Water

Prep Type	Batch Type	Batch Method	Run	Dilution Factor	Batch Number	Analyst	Lab	Prepared or Analyzed
Total/NA	Analysis	300.0		1	112680	JO	EET ATL	02/07/26 16:50
Total/NA	Prep	3010A			112734	TR	EET ATL	02/08/26 15:07
Total/NA	Analysis	6010D		1	113744	MT	EET ATL	02/11/26 18:32
Total/NA	Prep	3010A			112734	TR	EET ATL	02/08/26 15:07
Total/NA	Analysis	6010D		1	113955	MT	EET ATL	02/12/26 16:55
Total Recoverable	Prep	3005A			112447	SA	EET ATL	02/06/26 09:49
Total Recoverable	Analysis	6020B		1	112879	TT	EET ATL	02/07/26 23:32
Total/NA	Prep	7470A			113100	TR	EET ATL	02/10/26 14:34
Total/NA	Analysis	7470A		1	113347	GR	EET ATL	02/10/26 20:29
Total/NA	Analysis	2540C - 2015		1	112941	AGA	EET ATL	02/09/26 15:00

Client Sample ID: MCI-AP1-EB-03

Lab Sample ID: 705-56493-12

Date Collected: 02/03/26 16:05
Date Received: 02/04/26 13:39

Matrix: Water

Prep Type	Batch Type	Batch Method	Run	Dilution Factor	Batch Number	Analyst	Lab	Prepared or Analyzed
Total/NA	Analysis	300.0		1	113840	MS	EET ATL 2	02/12/26 13:54
Total/NA	Prep	3010A			112734	TR	EET ATL	02/08/26 15:07
Total/NA	Analysis	6010D		1	113744	MT	EET ATL	02/11/26 18:42
Total/NA	Prep	3010A			112734	TR	EET ATL	02/08/26 15:07
Total/NA	Analysis	6010D		1	113955	MT	EET ATL	02/12/26 16:56
Total Recoverable	Prep	3005A			112447	SA	EET ATL	02/06/26 09:49
Total Recoverable	Analysis	6020B		1	112879	TT	EET ATL	02/07/26 23:35
Total/NA	Prep	7470A			113100	TR	EET ATL	02/10/26 14:34
Total/NA	Analysis	7470A		1	113347	GR	EET ATL	02/10/26 20:32
Total/NA	Analysis	2540C - 2015		1	112941	AGA	EET ATL	02/09/26 15:00

Lab Chronicle

Client: Southern Company
Project/Site: Plant McIntosh - Ash Pond 1

Job ID: 705-56493-1

Client Sample ID: MCI-MGWC-1

Lab Sample ID: 705-56493-13

Date Collected: 02/04/26 09:41
Date Received: 02/04/26 13:39

Matrix: Water

Prep Type	Batch Type	Batch Method	Run	Dilution Factor	Batch Number	Analyst	Lab	Prepared or Analyzed
Total/NA	Analysis	300.0		1	112680	JO	EET ATL	02/07/26 13:14
Total/NA	Analysis	300.0		10	112680	JO	EET ATL	02/07/26 18:09
Total/NA	Prep	3010A			112734	TR	EET ATL	02/08/26 15:07
Total/NA	Analysis	6010D		1	113744	MT	EET ATL	02/11/26 18:50
Total/NA	Prep	3010A			112734	TR	EET ATL	02/08/26 15:07
Total/NA	Analysis	6010D		1	113955	MT	EET ATL	02/12/26 16:58
Total Recoverable	Prep	3005A			112447	SA	EET ATL	02/06/26 09:49
Total Recoverable	Analysis	6020B		1	112879	TT	EET ATL	02/07/26 23:37
Total/NA	Prep	7470A			113100	TR	EET ATL	02/10/26 14:34
Total/NA	Analysis	7470A		1	113347	GR	EET ATL	02/10/26 20:35
Total/NA	Analysis	2540C - 2015		1	113170	AGA	EET ATL	02/10/26 12:59

Client Sample ID: MCI-MGWC-8

Lab Sample ID: 705-56493-14

Date Collected: 02/04/26 11:07
Date Received: 02/04/26 13:39

Matrix: Water

Prep Type	Batch Type	Batch Method	Run	Dilution Factor	Batch Number	Analyst	Lab	Prepared or Analyzed
Total/NA	Analysis	300.0		1	112680	JO	EET ATL	02/07/26 13:59
Total/NA	Analysis	300.0		10	113840	MS	EET ATL 2	02/12/26 14:52
Total/NA	Prep	3010A			112734	TR	EET ATL	02/08/26 15:07
Total/NA	Analysis	6010D		1	113744	MT	EET ATL	02/11/26 18:53
Total/NA	Prep	3010A			112734	TR	EET ATL	02/08/26 15:07
Total/NA	Analysis	6010D		1	113955	MT	EET ATL	02/12/26 17:00
Total Recoverable	Prep	3005A			112447	SA	EET ATL	02/06/26 09:49
Total Recoverable	Analysis	6020B		1	112879	TT	EET ATL	02/07/26 23:40
Total/NA	Prep	7470A			113100	TR	EET ATL	02/10/26 14:34
Total/NA	Analysis	7470A		1	113347	GR	EET ATL	02/10/26 20:39
Total/NA	Analysis	2540C - 2015		1	113170	AGA	EET ATL	02/10/26 12:59

Client Sample ID: MCI-MGWC-19

Lab Sample ID: 705-56493-15

Date Collected: 02/04/26 09:37
Date Received: 02/04/26 13:39

Matrix: Water

Prep Type	Batch Type	Batch Method	Run	Dilution Factor	Batch Number	Analyst	Lab	Prepared or Analyzed
Total/NA	Analysis	300.0		1	112680	JO	EET ATL	02/07/26 17:01
Total/NA	Analysis	300.0		10	113840	MS	EET ATL 2	02/12/26 16:01
Total/NA	Prep	3010A			112734	TR	EET ATL	02/08/26 15:07
Total/NA	Analysis	6010D		1	113744	MT	EET ATL	02/11/26 18:56
Total/NA	Prep	3010A			112734	TR	EET ATL	02/08/26 15:07
Total/NA	Analysis	6010D		1	113955	MT	EET ATL	02/12/26 17:09
Total Recoverable	Prep	3005A			112447	SA	EET ATL	02/06/26 09:49
Total Recoverable	Analysis	6020B		1	112879	TT	EET ATL	02/07/26 23:43
Total/NA	Prep	7470A			113100	TR	EET ATL	02/10/26 14:34
Total/NA	Analysis	7470A		1	113347	GR	EET ATL	02/10/26 20:42

Lab Chronicle

Client: Southern Company
Project/Site: Plant McIntosh - Ash Pond 1

Job ID: 705-56493-1

Client Sample ID: MCI-MGWC-19

Lab Sample ID: 705-56493-15

Date Collected: 02/04/26 09:37
Date Received: 02/04/26 13:39

Matrix: Water

Prep Type	Batch Type	Batch Method	Run	Dilution Factor	Batch Number	Analyst	Lab	Prepared or Analyzed
Total/NA	Analysis	2540C - 2015		1	113170	AGA	EET ATL	02/10/26 12:59

Client Sample ID: MCI-MGWC-20

Lab Sample ID: 705-56493-16

Date Collected: 02/04/26 11:05
Date Received: 02/04/26 13:39

Matrix: Water

Prep Type	Batch Type	Batch Method	Run	Dilution Factor	Batch Number	Analyst	Lab	Prepared or Analyzed
Total/NA	Analysis	300.0		1	112680	JO	EET ATL	02/07/26 14:11
Total/NA	Analysis	300.0		10	113840	MS	EET ATL 2	02/12/26 16:13
Total/NA	Prep	3010A			112734	TR	EET ATL	02/08/26 15:07
Total/NA	Analysis	6010D		1	113744	MT	EET ATL	02/11/26 18:59
Total/NA	Prep	3010A			112734	TR	EET ATL	02/08/26 15:07
Total/NA	Analysis	6010D		1	113955	MT	EET ATL	02/12/26 17:11
Total Recoverable	Prep	3005A			112447	SA	EET ATL	02/06/26 09:49
Total Recoverable	Analysis	6020B		1	112879	TT	EET ATL	02/07/26 23:45
Total Recoverable	Prep	3005A			112447	SA	EET ATL	02/06/26 09:49
Total Recoverable	Analysis	6020B		1	113931	TT	EET ATL	02/12/26 16:29
Total/NA	Prep	7470A			113100	TR	EET ATL	02/10/26 14:34
Total/NA	Analysis	7470A		1	113347	GR	EET ATL	02/10/26 20:45
Total/NA	Analysis	2540C - 2015		1	113170	AGA	EET ATL	02/10/26 12:59

Client Sample ID: MCI-AP1-FD-02

Lab Sample ID: 705-56493-17

Date Collected: 02/04/26 00:00
Date Received: 02/04/26 13:39

Matrix: Water

Prep Type	Batch Type	Batch Method	Run	Dilution Factor	Batch Number	Analyst	Lab	Prepared or Analyzed
Total/NA	Analysis	300.0		1	113840	MS	EET ATL 2	02/12/26 13:43
Total/NA	Analysis	300.0		10	113840	MS	EET ATL 2	02/12/26 16:24
Total/NA	Prep	3010A			112734	TR	EET ATL	02/08/26 15:07
Total/NA	Analysis	6010D		1	113744	MT	EET ATL	02/11/26 19:02
Total/NA	Prep	3010A			112734	TR	EET ATL	02/08/26 15:07
Total/NA	Analysis	6010D		1	113955	MT	EET ATL	02/12/26 17:13
Total Recoverable	Prep	3005A			112447	SA	EET ATL	02/06/26 09:49
Total Recoverable	Analysis	6020B		1	112879	TT	EET ATL	02/07/26 23:48
Total/NA	Prep	7470A			113100	TR	EET ATL	02/10/26 14:34
Total/NA	Analysis	7470A		1	113347	GR	EET ATL	02/10/26 20:49
Total/NA	Analysis	2540C - 2015		1	113170	AGA	EET ATL	02/10/26 12:59

Client Sample ID: MCI-AP1-FB-02

Lab Sample ID: 705-56493-18

Date Collected: 02/04/26 09:30
Date Received: 02/04/26 13:39

Matrix: Water

Prep Type	Batch Type	Batch Method	Run	Dilution Factor	Batch Number	Analyst	Lab	Prepared or Analyzed
Total/NA	Analysis	300.0		1	112680	JO	EET ATL	02/07/26 14:22

Lab Chronicle

Client: Southern Company
Project/Site: Plant McIntosh - Ash Pond 1

Job ID: 705-56493-1

Client Sample ID: MCI-AP1-FB-02

Lab Sample ID: 705-56493-18

Date Collected: 02/04/26 09:30
Date Received: 02/04/26 13:39

Matrix: Water

Prep Type	Batch Type	Batch Method	Run	Dilution Factor	Batch Number	Analyst	Lab	Prepared or Analyzed
Total/NA	Prep	3010A			112734	TR	EET ATL	02/08/26 15:07
Total/NA	Analysis	6010D		1	113744	MT	EET ATL	02/11/26 19:05
Total/NA	Prep	3010A			112734	TR	EET ATL	02/08/26 15:07
Total/NA	Analysis	6010D		1	113955	MT	EET ATL	02/12/26 17:15
Total Recoverable	Prep	3005A			112447	SA	EET ATL	02/06/26 09:49
Total Recoverable	Analysis	6020B		1	112879	TT	EET ATL	02/07/26 23:54
Total/NA	Prep	7470A			113100	TR	EET ATL	02/10/26 14:34
Total/NA	Analysis	7470A		1	113347	GR	EET ATL	02/10/26 20:52
Total/NA	Analysis	2540C - 2015		1	113170	AGA	EET ATL	02/10/26 12:59

Client Sample ID: MCI-AP1-EB-04

Lab Sample ID: 705-56493-19

Date Collected: 02/04/26 11:30
Date Received: 02/04/26 13:39

Matrix: Water

Prep Type	Batch Type	Batch Method	Run	Dilution Factor	Batch Number	Analyst	Lab	Prepared or Analyzed
Total/NA	Analysis	300.0		1	113840	MS	EET ATL 2	02/13/26 04:20
Total/NA	Prep	3010A			112734	TR	EET ATL	02/08/26 15:07
Total/NA	Analysis	6010D		1	113744	MT	EET ATL	02/11/26 19:08
Total/NA	Prep	3010A			112734	TR	EET ATL	02/08/26 15:07
Total/NA	Analysis	6010D		1	113955	MT	EET ATL	02/12/26 17:16
Total Recoverable	Prep	3005A			112447	SA	EET ATL	02/06/26 09:49
Total Recoverable	Analysis	6020B		1	112879	TT	EET ATL	02/07/26 23:51
Total/NA	Prep	7470A			113100	TR	EET ATL	02/10/26 14:34
Total/NA	Analysis	7470A		1	113347	GR	EET ATL	02/10/26 20:55
Total/NA	Analysis	2540C - 2015		1	113170	AGA	EET ATL	02/10/26 12:59

Laboratory References:

EET ATL = Eurofins Atlanta, 3080 Presidential Dr, Atlanta, GA 30340, TEL (770)457-8177

QC Sample Results

Client: Southern Company
Project/Site: Plant McIntosh - Ash Pond 1

Job ID: 705-56493-1

Method: 300.0 - Anions, Ion Chromatography

Lab Sample ID: MB 705-112680/3 — **Client Sample ID: Method Blank**
Matrix: Water — **Prep Type: Total/NA**
Analysis Batch: 112680

Analyte	MB Result	MB Qualifier	RL	MDL	Unit	D	Prepared	Analyzed	Dil Fac
Chloride	<0.98		1.0	0.98	mg/L			02/07/26 11:31	1
Fluoride	<0.081		0.20	0.081	mg/L			02/07/26 11:31	1
Sulfate	<0.77		1.0	0.77	mg/L			02/07/26 11:31	1

Lab Sample ID: LCS 705-112680/4 — **Client Sample ID: Lab Control Sample**
Matrix: Water — **Prep Type: Total/NA**
Analysis Batch: 112680

Analyte	Spike Added	LCS Result	LCS Qualifier	Unit	D	%Rec	%Rec Limits
Chloride	10.0	10.1		mg/L		101	90 - 110
Fluoride	5.00	5.18		mg/L		104	90 - 110
Sulfate	25.0	27.0		mg/L		108	90 - 110

Lab Sample ID: 705-56493-6 MS — **Client Sample ID: MCI-MGWC-2**
Matrix: Water — **Prep Type: Total/NA**
Analysis Batch: 112680

Analyte	Sample Result	Sample Qualifier	Spike Added	MS Result	MS Qualifier	Unit	D	%Rec	%Rec Limits
Chloride	12	F1	10.0	21.8		mg/L		97	90 - 110
Fluoride	0.17	J	5.00	5.50		mg/L		107	90 - 110

Lab Sample ID: 705-56493-6 MS — **Client Sample ID: MCI-MGWC-2**
Matrix: Water — **Prep Type: Total/NA**
Analysis Batch: 112680

Analyte	Sample Result	Sample Qualifier	Spike Added	MS Result	MS Qualifier	Unit	D	%Rec	%Rec Limits
Chloride	16	F1	100	29.3	F1	mg/L		13	90 - 110
Fluoride	1.5	J F1	50.0	6.45	F1	mg/L		10	90 - 110
Sulfate	140	F1	250	157	F1	mg/L		8	90 - 110

Lab Sample ID: 705-56493-6 MSD — **Client Sample ID: MCI-MGWC-2**
Matrix: Water — **Prep Type: Total/NA**
Analysis Batch: 112680

Analyte	Sample Result	Sample Qualifier	Spike Added	MSD Result	MSD Qualifier	Unit	D	%Rec	%Rec Limits	RPD	RPD Limit
Chloride	12	F1	10.0	20.8	F1	mg/L		87	90 - 110	5	20
Fluoride	0.17	J	5.00	5.06		mg/L		98	90 - 110	8	20

Lab Sample ID: 705-56493-6 MSD — **Client Sample ID: MCI-MGWC-2**
Matrix: Water — **Prep Type: Total/NA**
Analysis Batch: 112680

Analyte	Sample Result	Sample Qualifier	Spike Added	MSD Result	MSD Qualifier	Unit	D	%Rec	%Rec Limits	RPD	RPD Limit
Chloride	16	F1	100	26.4	F1	mg/L		10	90 - 110	11	20
Fluoride	1.5	J F1	50.0	7.62	F1	mg/L		12	90 - 110	17	20
Sulfate	140	F1	250	158	F1	mg/L		9	90 - 110	1	20

Method: 300.0 - Anions, Ion Chromatography (Continued)

Lab Sample ID: MB 705-113840/3 — **Client Sample ID: Method Blank**
Matrix: Water — **Prep Type: Total/NA**
Analysis Batch: 113840

Analyte	MB Result	MB Qualifier	RL	MDL	Unit	D	Prepared	Analyzed	Dil Fac
Chloride	<0.98		1.0	0.98	mg/L			02/12/26 13:08	1
Fluoride	<0.081		0.20	0.081	mg/L			02/12/26 13:08	1
Sulfate	<0.77		1.0	0.77	mg/L			02/12/26 13:08	1

Lab Sample ID: MB 705-113840/77 — **Client Sample ID: Method Blank**
Matrix: Water — **Prep Type: Total/NA**
Analysis Batch: 113840

Analyte	MB Result	MB Qualifier	RL	MDL	Unit	D	Prepared	Analyzed	Dil Fac
Chloride	<0.98		1.0	0.98	mg/L			02/13/26 01:27	1
Fluoride	<0.081		0.20	0.081	mg/L			02/13/26 01:27	1
Sulfate	<0.77		1.0	0.77	mg/L			02/13/26 01:27	1

Lab Sample ID: LCS 705-113840/4 — **Client Sample ID: Lab Control Sample**
Matrix: Water — **Prep Type: Total/NA**
Analysis Batch: 113840

Analyte	Spike Added	LCS Result	LCS Qualifier	Unit	D	%Rec	%Rec Limits
Chloride	10.0	9.75		mg/L		97	90 - 110
Fluoride	5.00	5.17		mg/L		103	90 - 110
Sulfate	25.0	24.3		mg/L		97	90 - 110

Lab Sample ID: LCS 705-113840/78 — **Client Sample ID: Lab Control Sample**
Matrix: Water — **Prep Type: Total/NA**
Analysis Batch: 113840

Analyte	Spike Added	LCS Result	LCS Qualifier	Unit	D	%Rec	%Rec Limits
Chloride	10.0	10.3		mg/L		103	90 - 110
Fluoride	5.00	5.39		mg/L		108	90 - 110
Sulfate	25.0	25.5		mg/L		102	90 - 110

Lab Sample ID: 705-56493-4 MS — **Client Sample ID: MCI-MGWA-11**
Matrix: Water — **Prep Type: Total/NA**
Analysis Batch: 113840

Analyte	Sample Result	Sample Qualifier	Spike Added	MS Result	MS Qualifier	Unit	D	%Rec	%Rec Limits
Chloride	3.4		10.0	13.4		mg/L		100	90 - 110
Fluoride	0.15	J	5.00	5.43		mg/L		106	90 - 110
Sulfate	1.8		25.0	26.5		mg/L		99	90 - 110

Lab Sample ID: 705-56493-4 MSD — **Client Sample ID: MCI-MGWA-11**
Matrix: Water — **Prep Type: Total/NA**
Analysis Batch: 113840

Analyte	Sample Result	Sample Qualifier	Spike Added	MSD Result	MSD Qualifier	Unit	D	%Rec	%Rec Limits	RPD	RPD Limit
Chloride	3.4		10.0	13.3		mg/L		99	90 - 110	0	20
Fluoride	0.15	J	5.00	5.41		mg/L		105	90 - 110	0	20
Sulfate	1.8		25.0	26.5		mg/L		99	90 - 110	0	20

Method: 300.0 - Anions, Ion Chromatography (Continued)

Lab Sample ID: 705-57119-B-2 MS — **Client Sample ID: Matrix Spike**
Matrix: Water — **Prep Type: Total/NA**
Analysis Batch: 113840

Analyte	Sample Result	Sample Qualifier	Spike Added	MS Result	MS Qualifier	Unit	D	%Rec	%Rec Limits
Chloride	240	F1	100	320	F1	mg/L		79	90 - 110
Fluoride	6.5		50.0	58.2		mg/L		103	90 - 110
Sulfate	18		250	274		mg/L		102	90 - 110

Lab Sample ID: 705-57119-B-2 MSD — **Client Sample ID: Matrix Spike Duplicate**
Matrix: Water — **Prep Type: Total/NA**
Analysis Batch: 113840

Analyte	Sample Result	Sample Qualifier	Spike Added	MSD Result	MSD Qualifier	Unit	D	%Rec	%Rec Limits	RPD	RPD Limit
Chloride	240	F1	100	321	F1	mg/L		80	90 - 110	0	20
Fluoride	6.5		50.0	57.8		mg/L		103	90 - 110	1	20
Sulfate	18		250	275		mg/L		103	90 - 110	0	20

Method: 6010D - Metals (ICP)

Lab Sample ID: MB 705-112734/1-A — **Client Sample ID: Method Blank**
Matrix: Water — **Prep Type: Total/NA**
Analysis Batch: 113744 — **Prep Batch: 112734**

Analyte	MB Result	MB Qualifier	RL	MDL	Unit	D	Prepared	Analyzed	Dil Fac
Boron	<0.026		0.080	0.026	mg/L		02/08/26 15:07	02/11/26 17:19	1
Calcium	<0.038		0.10	0.038	mg/L		02/08/26 15:07	02/11/26 17:19	1

Lab Sample ID: MB 705-112734/1-A — **Client Sample ID: Method Blank**
Matrix: Water — **Prep Type: Total/NA**
Analysis Batch: 113955 — **Prep Batch: 112734**

Analyte	MB Result	MB Qualifier	RL	MDL	Unit	D	Prepared	Analyzed	Dil Fac
Lithium	<0.0037		0.020	0.0037	mg/L		02/08/26 15:07	02/12/26 16:16	1

Lab Sample ID: LCS 705-112734/2-A — **Client Sample ID: Lab Control Sample**
Matrix: Water — **Prep Type: Total/NA**
Analysis Batch: 113744 — **Prep Batch: 112734**

Analyte	Spike Added	LCS Result	LCS Qualifier	Unit	D	%Rec	%Rec Limits
Boron	1.00	1.03		mg/L		103	80 - 120
Calcium	10.0	10.5		mg/L		105	80 - 120

Lab Sample ID: LCS 705-112734/2-A — **Client Sample ID: Lab Control Sample**
Matrix: Water — **Prep Type: Total/NA**
Analysis Batch: 113955 — **Prep Batch: 112734**

Analyte	Spike Added	LCS Result	LCS Qualifier	Unit	D	%Rec	%Rec Limits
Lithium	1.00	1.19		mg/L		119	80 - 120

Method: 6010D - Metals (ICP) (Continued)

Lab Sample ID: 705-56493-1 MS — **Client Sample ID: MCI-MGWA-6A**
Matrix: Water — **Prep Type: Total/NA**
Analysis Batch: 113744 — **Prep Batch: 112734**

Analyte	Sample Result	Sample Qualifier	Spike Added	MS Result	MS Qualifier	Unit	D	%Rec	%Rec Limits
Boron	<0.026		1.00	1.03		mg/L		103	75 - 125
Calcium	98		10.0	105	4	mg/L		71	75 - 125

Lab Sample ID: 705-56493-1 MS — **Client Sample ID: MCI-MGWA-6A**
Matrix: Water — **Prep Type: Total/NA**
Analysis Batch: 113955 — **Prep Batch: 112734**

Analyte	Sample Result	Sample Qualifier	Spike Added	MS Result	MS Qualifier	Unit	D	%Rec	%Rec Limits
Lithium	<0.0037	F1	1.00	1.28	F1	mg/L		128	75 - 125

Lab Sample ID: 705-56493-1 MSD — **Client Sample ID: MCI-MGWA-6A**
Matrix: Water — **Prep Type: Total/NA**
Analysis Batch: 113744 — **Prep Batch: 112734**

Analyte	Sample Result	Sample Qualifier	Spike Added	MSD Result	MSD Qualifier	Unit	D	%Rec	%Rec Limits	RPD	RPD Limit
Boron	<0.026		1.00	1.05		mg/L		105	75 - 125	2	20
Calcium	98		10.0	107	4	mg/L		91	75 - 125	2	20

Lab Sample ID: 705-56493-1 MSD — **Client Sample ID: MCI-MGWA-6A**
Matrix: Water — **Prep Type: Total/NA**
Analysis Batch: 113955 — **Prep Batch: 112734**

Analyte	Sample Result	Sample Qualifier	Spike Added	MSD Result	MSD Qualifier	Unit	D	%Rec	%Rec Limits	RPD	RPD Limit
Lithium	<0.0037	F1	1.00	1.30	F1	mg/L		130	75 - 125	2	20

Method: 6020B - Metals (ICP/MS)

Lab Sample ID: MB 705-112427/1-A — **Client Sample ID: Method Blank**
Matrix: Water — **Prep Type: Total Recoverable**
Analysis Batch: 112878 — **Prep Batch: 112427**

Analyte	MB Result	MB Qualifier	RL	MDL	Unit	D	Prepared	Analyzed	Dil Fac
Antimony	<0.0025		0.0050	0.0025	mg/L		02/06/26 08:44	02/07/26 20:55	1
Arsenic	<0.0013		0.0050	0.0013	mg/L		02/06/26 08:44	02/07/26 20:55	1
Barium	<0.00041		0.010	0.00041	mg/L		02/06/26 08:44	02/07/26 20:55	1
Beryllium	<0.00015		0.0010	0.00015	mg/L		02/06/26 08:44	02/07/26 20:55	1
Cadmium	<0.00024		0.00070	0.00024	mg/L		02/06/26 08:44	02/07/26 20:55	1
Chromium	<0.0037		0.0050	0.0037	mg/L		02/06/26 08:44	02/07/26 20:55	1
Cobalt	<0.00041		0.0050	0.00041	mg/L		02/06/26 08:44	02/07/26 20:55	1
Lead	<0.00086		0.0010	0.00086	mg/L		02/06/26 08:44	02/07/26 20:55	1
Molybdenum	<0.00069		0.0050	0.00069	mg/L		02/06/26 08:44	02/07/26 20:55	1
Selenium	<0.0023	^-	0.0050	0.0023	mg/L		02/06/26 08:44	02/07/26 20:55	1
Thallium	<0.00019		0.0010	0.00019	mg/L		02/06/26 08:44	02/07/26 20:55	1

Lab Sample ID: LCS 705-112427/2-A — **Client Sample ID: Lab Control Sample**
Matrix: Water — **Prep Type: Total Recoverable**
Analysis Batch: 112878 — **Prep Batch: 112427**

Analyte	Spike Added	LCS Result	LCS Qualifier	Unit	D	%Rec	%Rec Limits
Antimony	0.100	0.0874		mg/L		87	80 - 120

Method: 6020B - Metals (ICP/MS) (Continued)

Lab Sample ID: LCS 705-112427/2-A
Matrix: Water
Analysis Batch: 112878

Client Sample ID: Lab Control Sample
Prep Type: Total Recoverable
Prep Batch: 112427

Analyte	Spike Added	LCS Result	LCS Qualifier	Unit	D	%Rec	%Rec Limits
Arsenic	0.100	0.0996		mg/L		100	80 - 120
Barium	0.100	0.0952		mg/L		95	80 - 120
Beryllium	0.100	0.102		mg/L		102	80 - 120
Cadmium	0.100	0.0961		mg/L		96	80 - 120
Chromium	0.100	0.0948		mg/L		95	80 - 120
Cobalt	0.100	0.0972		mg/L		97	80 - 120
Lead	0.100	0.0952		mg/L		95	80 - 120
Molybdenum	0.100	0.0969		mg/L		97	80 - 120
Selenium	0.100	0.0912	^-	mg/L		91	80 - 120
Thallium	0.100	0.0918		mg/L		92	80 - 120

Lab Sample ID: 705-56500-B-2-B MS
Matrix: Water
Analysis Batch: 112878

Client Sample ID: Matrix Spike
Prep Type: Total Recoverable
Prep Batch: 112427

Analyte	Sample Result	Sample Qualifier	Spike Added	MS Result	MS Qualifier	Unit	D	%Rec	%Rec Limits
Antimony	<0.0025		0.100	0.0866		mg/L		87	75 - 125
Arsenic	<0.0013		0.100	0.0949		mg/L		95	75 - 125
Barium	0.017		0.100	0.110		mg/L		92	75 - 125
Beryllium	<0.00015		0.100	0.102		mg/L		102	75 - 125
Cadmium	<0.00024		0.100	0.0963		mg/L		96	75 - 125
Chromium	<0.0037		0.100	0.0964		mg/L		96	75 - 125
Cobalt	0.0013	J	0.100	0.100		mg/L		99	75 - 125
Lead	<0.00086		0.100	0.0948		mg/L		95	75 - 125
Molybdenum	<0.00069		0.100	0.0958		mg/L		96	75 - 125
Selenium	<0.0023	^-	0.100	0.0867	^-	mg/L		87	75 - 125
Thallium	<0.00019		0.100	0.0905		mg/L		91	75 - 125

Lab Sample ID: 705-56500-B-2-C MSD
Matrix: Water
Analysis Batch: 112878

Client Sample ID: Matrix Spike Duplicate
Prep Type: Total Recoverable
Prep Batch: 112427

Analyte	Sample Result	Sample Qualifier	Spike Added	MSD Result	MSD Qualifier	Unit	D	%Rec	%Rec Limits	RPD	RPD Limit
Antimony	<0.0025		0.100	0.0862		mg/L		86	75 - 125	0	20
Arsenic	<0.0013		0.100	0.0942		mg/L		94	75 - 125	1	20
Barium	0.017		0.100	0.111		mg/L		94	75 - 125	1	20
Beryllium	<0.00015		0.100	0.107		mg/L		107	75 - 125	5	20
Cadmium	<0.00024		0.100	0.101		mg/L		101	75 - 125	4	20
Chromium	<0.0037		0.100	0.0960		mg/L		96	75 - 125	0	20
Cobalt	0.0013	J	0.100	0.0993		mg/L		98	75 - 125	1	20
Lead	<0.00086		0.100	0.0924		mg/L		92	75 - 125	2	20
Molybdenum	<0.00069		0.100	0.0949		mg/L		95	75 - 125	1	20
Selenium	<0.0023	^-	0.100	0.0859	^-	mg/L		86	75 - 125	1	20
Thallium	<0.00019		0.100	0.0889		mg/L		89	75 - 125	2	20

Method: 6020B - Metals (ICP/MS) (Continued)

Lab Sample ID: MB 705-112447/1-A
Matrix: Water
Analysis Batch: 112879

Client Sample ID: Method Blank
Prep Type: Total Recoverable
Prep Batch: 112447

Analyte	MB Result	MB Qualifier	RL	MDL	Unit	D	Prepared	Analyzed	Dil Fac
Antimony	<0.0025		0.0050	0.0025	mg/L		02/06/26 09:49	02/07/26 22:50	1
Arsenic	<0.0013		0.0050	0.0013	mg/L		02/06/26 09:49	02/07/26 22:50	1
Barium	<0.00041		0.010	0.00041	mg/L		02/06/26 09:49	02/07/26 22:50	1
Beryllium	<0.00015		0.0010	0.00015	mg/L		02/06/26 09:49	02/07/26 22:50	1
Cadmium	<0.00024		0.00070	0.00024	mg/L		02/06/26 09:49	02/07/26 22:50	1
Chromium	<0.0037		0.0050	0.0037	mg/L		02/06/26 09:49	02/07/26 22:50	1
Cobalt	<0.00041		0.0050	0.00041	mg/L		02/06/26 09:49	02/07/26 22:50	1
Lead	<0.00086		0.0010	0.00086	mg/L		02/06/26 09:49	02/07/26 22:50	1
Molybdenum	<0.00069		0.0050	0.00069	mg/L		02/06/26 09:49	02/07/26 22:50	1
Selenium	<0.0023		0.0050	0.0023	mg/L		02/06/26 09:49	02/07/26 22:50	1
Thallium	<0.00019		0.0010	0.00019	mg/L		02/06/26 09:49	02/07/26 22:50	1

Lab Sample ID: LCS 705-112447/2-A
Matrix: Water
Analysis Batch: 112879

Client Sample ID: Lab Control Sample
Prep Type: Total Recoverable
Prep Batch: 112447

Analyte	Spike Added	LCS Result	LCS Qualifier	Unit	D	%Rec	%Rec Limits
Antimony	0.100	0.0867		mg/L		87	80 - 120
Arsenic	0.100	0.0998		mg/L		100	80 - 120
Barium	0.100	0.0959		mg/L		96	80 - 120
Beryllium	0.100	0.102		mg/L		102	80 - 120
Cadmium	0.100	0.0972		mg/L		97	80 - 120
Chromium	0.100	0.0985		mg/L		98	80 - 120
Cobalt	0.100	0.101		mg/L		101	80 - 120
Lead	0.100	0.0956		mg/L		96	80 - 120
Molybdenum	0.100	0.101		mg/L		101	80 - 120
Selenium	0.100	0.0914		mg/L		91	80 - 120
Thallium	0.100	0.0921		mg/L		92	80 - 120

Lab Sample ID: 705-56493-6 MS
Matrix: Water
Analysis Batch: 112879

Client Sample ID: MCI-MGWC-2
Prep Type: Total Recoverable
Prep Batch: 112447

Analyte	Sample Result	Sample Qualifier	Spike Added	MS Result	MS Qualifier	Unit	D	%Rec	%Rec Limits
Antimony	<0.0025		0.100	0.0862		mg/L		86	75 - 125
Arsenic	<0.0013		0.100	0.0970		mg/L		97	75 - 125
Barium	0.043		0.100	0.138		mg/L		95	75 - 125
Beryllium	<0.00015		0.100	0.0949		mg/L		95	75 - 125
Cadmium	<0.00024		0.100	0.0940		mg/L		94	75 - 125
Chromium	<0.0037		0.100	0.0982		mg/L		98	75 - 125
Cobalt	0.00058	J	0.100	0.0983		mg/L		98	75 - 125
Lead	<0.00086		0.100	0.0929		mg/L		93	75 - 125
Molybdenum	<0.00069		0.100	0.101		mg/L		101	75 - 125
Selenium	<0.0023		0.100	0.0899		mg/L		90	75 - 125
Thallium	<0.00019		0.100	0.0907		mg/L		91	75 - 125

Method: 6020B - Metals (ICP/MS) (Continued)

Lab Sample ID: 705-56493-6 MSD — **Client Sample ID: MCI-MGWC-2**
Matrix: Water — **Prep Type: Total Recoverable**
Analysis Batch: 112879 — **Prep Batch: 112447**

Analyte	Sample Result	Sample Qualifier	Spike Added	MSD Result	MSD Qualifier	Unit	D	%Rec	%Rec Limits	RPD	RPD Limit
Antimony	<0.0025		0.100	0.0863		mg/L		86	75 - 125	0	20
Arsenic	<0.0013		0.100	0.0984		mg/L		98	75 - 125	1	20
Barium	0.043		0.100	0.137		mg/L		93	75 - 125	1	20
Beryllium	<0.00015		0.100	0.0949		mg/L		95	75 - 125	0	20
Cadmium	<0.00024		0.100	0.0945		mg/L		94	75 - 125	0	20
Chromium	<0.0037		0.100	0.0977		mg/L		98	75 - 125	0	20
Cobalt	0.00058	J	0.100	0.0980		mg/L		97	75 - 125	0	20
Lead	<0.00086		0.100	0.0936		mg/L		94	75 - 125	1	20
Molybdenum	<0.00069		0.100	0.101		mg/L		101	75 - 125	0	20
Selenium	<0.0023		0.100	0.0855		mg/L		86	75 - 125	5	20
Thallium	<0.00019		0.100	0.0916		mg/L		92	75 - 125	1	20

Method: 7470A - Mercury (CVAA)

Lab Sample ID: MB 705-113100/1-A — **Client Sample ID: Method Blank**
Matrix: Water — **Prep Type: Total/NA**
Analysis Batch: 113347 — **Prep Batch: 113100**

Analyte	MB Result	MB Qualifier	RL	MDL	Unit	D	Prepared	Analyzed	Dil Fac
Mercury	<0.00017		0.00020	0.00017	mg/L		02/10/26 14:34	02/10/26 19:04	1

Lab Sample ID: LCS 705-113100/2-A — **Client Sample ID: Lab Control Sample**
Matrix: Water — **Prep Type: Total/NA**
Analysis Batch: 113347 — **Prep Batch: 113100**

Analyte	Spike Added	LCS Result	LCS Qualifier	Unit	D	%Rec	%Rec Limits
Mercury	0.00400	0.00420		mg/L		105	80 - 120

Lab Sample ID: 705-55666-C-16-G MS — **Client Sample ID: Matrix Spike**
Matrix: Water — **Prep Type: Total/NA**
Analysis Batch: 113347 — **Prep Batch: 113100**

Analyte	Sample Result	Sample Qualifier	Spike Added	MS Result	MS Qualifier	Unit	D	%Rec	%Rec Limits
Mercury	<0.00017		0.00400	0.00301		mg/L		75	75 - 125

Lab Sample ID: 705-55666-C-16-H MSD — **Client Sample ID: Matrix Spike Duplicate**
Matrix: Water — **Prep Type: Total/NA**
Analysis Batch: 113347 — **Prep Batch: 113100**

Analyte	Sample Result	Sample Qualifier	Spike Added	MSD Result	MSD Qualifier	Unit	D	%Rec	%Rec Limits	RPD	RPD Limit
Mercury	<0.00017		0.00400	0.00316		mg/L		79	75 - 125	5	20

Method: 2540C - 2015 - Total Dissolved Solids (Dried at 180 °C)

Lab Sample ID: MB 705-112394/1 — **Client Sample ID: Method Blank**
Matrix: Water — **Prep Type: Total/NA**
Analysis Batch: 112394

Analyte	MB Result	MB Qualifier	RL	MDL	Unit	D	Prepared	Analyzed	Dil Fac
Total Dissolved Solids	<10		10	10	mg/L			02/06/26 12:25	1

Method: 2540C - 2015 - Total Dissolved Solids (Dried at 180 °C) (Continued)

Lab Sample ID: LCS 705-112394/2 — **Client Sample ID: Lab Control Sample**
Matrix: Water — **Prep Type: Total/NA**
Analysis Batch: 112394

Analyte			Spike Added	LCS Result	LCS Qualifier	Unit	D	%Rec	%Rec Limits		
Total Dissolved Solids			996	1010		mg/L		102	80 - 120		

Lab Sample ID: 705-56710-B-1 DU — **Client Sample ID: Duplicate**
Matrix: Water — **Prep Type: Total/NA**
Analysis Batch: 112394

Analyte	Sample Result	Sample Qualifier		DU Result	DU Qualifier	Unit	D			RPD	RPD Limit
Total Dissolved Solids	870			858		mg/L				2	10

Lab Sample ID: MB 705-112941/1 — **Client Sample ID: Method Blank**
Matrix: Water — **Prep Type: Total/NA**
Analysis Batch: 112941

Analyte	MB Result	MB Qualifier	RL	MDL	Unit	D	Prepared	Analyzed	Dil Fac
Total Dissolved Solids	<10		10	10	mg/L			02/09/26 15:00	1

Lab Sample ID: LCS 705-112941/2 — **Client Sample ID: Lab Control Sample**
Matrix: Water — **Prep Type: Total/NA**
Analysis Batch: 112941

Analyte			Spike Added	LCS Result	LCS Qualifier	Unit	D	%Rec	%Rec Limits		
Total Dissolved Solids			996	1050		mg/L		105	80 - 120		

Lab Sample ID: 705-56811-G-1 DU — **Client Sample ID: Duplicate**
Matrix: Water — **Prep Type: Total/NA**
Analysis Batch: 112941

Analyte	Sample Result	Sample Qualifier		DU Result	DU Qualifier	Unit	D			RPD	RPD Limit
Total Dissolved Solids	1000			1050		mg/L				4	10

Lab Sample ID: MB 705-113170/1 — **Client Sample ID: Method Blank**
Matrix: Water — **Prep Type: Total/NA**
Analysis Batch: 113170

Analyte	MB Result	MB Qualifier	RL	MDL	Unit	D	Prepared	Analyzed	Dil Fac
Total Dissolved Solids	<10		10	10	mg/L			02/10/26 12:59	1

Lab Sample ID: LCS 705-113170/2 — **Client Sample ID: Lab Control Sample**
Matrix: Water — **Prep Type: Total/NA**
Analysis Batch: 113170

Analyte			Spike Added	LCS Result	LCS Qualifier	Unit	D	%Rec	%Rec Limits		
Total Dissolved Solids			996	968		mg/L		97	80 - 120		

Lab Sample ID: 705-56493-2 DU — **Client Sample ID: MCI-MGWA-10**
Matrix: Water — **Prep Type: Total/NA**
Analysis Batch: 113170

Analyte	Sample Result	Sample Qualifier		DU Result	DU Qualifier	Unit	D			RPD	RPD Limit
Total Dissolved Solids	26			26.0		mg/L				0	10

Accreditation/Certification Summary

Client: Southern Company
Project/Site: Plant McIntosh - Ash Pond 1

Job ID: 705-56493-1

Laboratory: Eurofins Atlanta

The accreditations/certifications listed below are applicable to this report.

Authority	Program	Identification Number	Expiration Date
Florida	NELAP	E87582	06-30-26
Georgia	State	E87582	06-30-26

eurofins | Environment Testing

ANALYTICAL REPORT

PREPARED FOR

Attn: Kevin Stephenson
Southern Company
241 Ralph McGill Blvd SE
B10185
Atlanta, Georgia 30308

Generated 3/4/2026 5:18:09 PM

JOB DESCRIPTION

Plant McIntosh - Ash Pond 1

JOB NUMBER

705-56493-3

Eurofins Atlanta
3080 Presidential Dr
Atlanta GA 30340

See page two for job notes and contact information.

my EOL

Eurofins Atlanta

Job Notes

The test results in this report relate only to the samples as received by the laboratory and will meet all requirements of the methodology, with any exceptions noted. This report shall not be reproduced except in full, without the express written approval of the laboratory. All questions should be directed to the Eurofins Environment Testing Southeast, LLC Project Manager.

Authorization

Generated
3/4/2026 5:18:09 PM

Authorized for release by
David Fuller, Project Manager
David.Fuller@et.eurofinsus.com
(770)344-8986

Table of Contents

Cover Page 1
Table of Contents 3
Sample Summary 4
Chain of Custody 5
Receipt Checklists 10
Definitions/Glossary 12
Case Narrative 13
Client Sample Results 14
Tracer Carrier Summary 26
Method Summary 28
Lab Chronicle 29
QC Sample Results 34
Certification Summary 36

Sample Summary

Client: Southern Company
Project/Site: Plant McIntosh - Ash Pond 1

Job ID: 705-56493-3

Lab Sample ID	Client Sample ID	Matrix	Collected	Received	Sample Origin
705-56493-1	MCI-MGWA-6A	Water	02/02/26 15:43	02/04/26 13:39	Georgia
705-56493-2	MCI-MGWA-10	Water	02/03/26 10:13	02/04/26 13:39	Georgia
705-56493-3	MCI-MGWA-6	Water	02/03/26 10:03	02/04/26 13:39	Georgia
705-56493-4	MCI-MGWA-11	Water	02/03/26 12:00	02/04/26 13:39	Georgia
705-56493-5	MCI-MGWA-5	Water	02/03/26 11:19	02/04/26 13:39	Georgia
705-56493-6	MCI-MGWC-2	Water	02/03/26 15:30	02/04/26 13:39	Georgia
705-56493-7	MCI-MGWC-3	Water	02/03/26 13:52	02/04/26 13:39	Georgia
705-56493-8	MCI-MGWC-7	Water	02/03/26 15:57	02/04/26 13:39	Georgia
705-56493-9	MCI-MGWC-12	Water	02/03/26 14:10	02/04/26 13:39	Georgia
705-56493-10	MCI-AP1-FD-01	Water	02/03/26 00:00	02/04/26 13:39	Georgia
705-56493-11	MCI-AP1-FB-01	Water	02/03/26 13:55	02/04/26 13:39	Georgia
705-56493-12	MCI-AP1-EB-03	Water	02/03/26 16:05	02/04/26 13:39	Georgia
705-56493-13	MCI-MGWC-1	Water	02/04/26 09:41	02/04/26 13:39	Georgia
705-56493-14	MCI-MGWC-8	Water	02/04/26 11:07	02/04/26 13:39	Georgia
705-56493-15	MCI-MGWC-19	Water	02/04/26 09:37	02/04/26 13:39	Georgia
705-56493-16	MCI-MGWC-20	Water	02/04/26 11:05	02/04/26 13:39	Georgia
705-56493-17	MCI-AP1-FD-02	Water	02/04/26 00:00	02/04/26 13:39	Georgia
705-56493-18	MCI-AP1-FB-02	Water	02/04/26 09:30	02/04/26 13:39	Georgia
705-56493-19	MCI-AP1-EB-04	Water	02/04/26 11:30	02/04/26 13:39	Georgia

Eurofins Atlanta
3080 Presidential Dr
Atlanta, GA 30340
Phone (770) 457-8177

Chain of Custody Record

eurofins | Environment Testing America

Client Information	Sampler: T. Goble / H. Auld ACC	Lab PM: David Fuller / Phone: 770-344-8986	Carrier Tracking No(s):	COC No:
Client Contact: SCS Contacts	Phone: 770-594-5998	E-Mail: david.fuller@et.eurofinsus.com		Page: 1 of 2
Company: GA Power				Job #: 705-56493
Address: 241 Ralph McGill Blvd SE	Due Date Requested:			
City: Atlanta	TAT Requested (days):			
State, Zip: GA, 30308				
Phone: 404-506-7116(Tel)	Lab Project #: 70505835			
Email: SCS Contacts / ACC Contacts	PO #: GPC82130-0002 / PO Line #5			
Project Name: Plant McIntosh - Ash Pond 1	Project #:			
Site: Georgia	SSOW#:			

Analysis Requested

Sample Identification	Sample Date (mm/dd/yy)	Sample Time (hhmm)	Sample Type (C=Comp, G=grab)	Matrix (WG=ground water, WS=surface water, WQ=quality control)	Field Filtered Sample (Yes or No)	Perform MS/MSD (Yes or No)	300_ORGFM_28D - Chloride, Fluoride, Sulfate	2540C_Calcd - Total Dissolved Solids (TDS)	6010D - App III Metals: B, Ca	6020B - App IV Metals: Sb,As,Ba,Be,Cd,Cr,Co,Pb,Mo,Se,Tl	6010D - Lithium	7470A - App IV Mercury	9315_Ra226 - Radium-226 (GFPC) - 21 day decay	9320_Ra228 - Radium-228 (GFPC) - 21 day decay	Ra226Ra228_GFPC - Combined Radium 226 and 228					Total Number of containers
			Preservation Code:				I	I	D	D	D	D	D	D	D					
MCI- MGWA-6A	02/02/26	1543	G	WG	N	N	✓	✓	✓	✓	✓	✓	✓	✓	✓					5
MCI- MGWA-10	02/03/26	1013	G	WG	N	N	✓	✓	✓	✓	✓	✓	✓	✓	✓					5
MCI- MGWA-6	02/03/26	1003	G	WG	N	N	✓	✓	✓	✓	✓	✓	✓	✓	✓					5
MCI- MGWA-11	02/03/26	1200	G	WG	N	N	✓	✓	✓	✓	✓	✓	✓	✓	✓					5
MCI- MGWA-5	02/03/26	1119	G	WG	N	N	✓	✓	✓	✓	✓	✓	✓	✓	✓					5
MCI- MGWC-2	02/03/26	1530	G	WG	N	N	✓	✓	✓	✓	✓	✓	✓	✓	✓					5
MCI- MGWC-3	02/03/26	1352	G	WG	N	N	✓	✓	✓	✓	✓	✓	✓	✓	✓					5
MCI- MGWC-7	02/03/26	1557	G	WG	N	N	✓	✓	✓	✓	✓	✓	✓	✓	✓					5
MCI- MGWC-12	02/03/26	1410	G	WG	N	N	✓	✓	✓	✓	✓	✓	✓	✓	✓					5
★ MCI- API-FD-01	02/03/26	—	G	WG	N	N	✓	✓	✓	✓	✓	✓	✓	✓	✓					5
★ MCI- API-FB-01	02/03/26	1355	G	WQ	N	N	✓	✓	✓	✓	✓	✓	✓	✓	✓					5

Preservation Codes:

A - HCL	M - Hexane
B - NaOH	N - None
C - Zn Acetate	O - AsNaO2
D - Nitric Acid	P - Na2O4S
E - NaHSO4	Q - Na2SO3
F - MeOH	R - Na2S2O3
G - Amchlor	S - H2SO4
H - Ascorbic Acid	T - TSP Dodecahydrate
I - Ice	U - Acetone
J - DI Water	V - MCAA
K - EDTA	W - pH 4-5
L - EDA	Z - other (specify)

Other:

Task_Code: MCI-CCR-ASSMT-2026S1

Special Instructions/Note: Full APP III + APP IV

705-56493 COC

Possible Hazard Identification
☐ Non-Hazard ☐ Flammable ☐ Skin Irritant ☐ Poison B ☐ Unknown ☐ Radiological

Sample Disposal (A fee may be assessed if samples are retained longer than 1 month)
☐ Return To Client ☐ Disposal By Lab ☐ Archive For _____ Months

Deliverable Requested: I, II, III, IV, Other (specify)

Special Instructions/QC Requirements:

Empty Kit Relinquished by:	Date:	Time:	Method of Shipment:

Relinquished by:	Date/Time:	Company	Received by:	Date/Time:	Company
Taylor Goble	2-4-26/1230	ACC	[illegible]	02-04-26 1230	ACC
[illegible]	02-04-26 1339	ACC	[illegible]	2/4/26 1339	E-Sa
Relinquished by:	Date/Time:	Company	Received by:	Date/Time:	Company

Custody Seals Intact: Δ Yes Δ No | Custody Seal No.:

Cooler Temperature(s) °C and Other Remarks: 0.8/0.8 3.9/3.9 0.7/0.7 5.4/5.4

Eurofins Atlanta
3080 Presidential Dr
Atlanta, GA 30340
Phone (770) 457-8177

Chain of Custody Record

eurofins | Environment Testing America

Client Information	Sampler: T. Gable / M. Avid ACC	Lab PM: David Fuller / Phone: 770-344-8986	Carrier Tracking No(s):	COC No:
Client Contact: SCS Contacts	Phone: 770-594-5998	E-Mail: david.fuller@et.eurofinsus.com		Page: 2 of 2
Company: GA Power				Job #: 705-56493
Address: 241 Ralph McGill Blvd SE	Due Date Requested:			
City: Atlanta	TAT Requested (days):			
State, Zip: GA, 30308				
Phone: 404-506-7116(Tel)	Lab Project #: 70505835			
Email: SCS Contacts / ACC Contacts	PO #: GPC82130-0002 / PO Line #5			
Project Name: Plant McIntosh - Ash Pond 1 New Well	Project #:			
Site: Georgia	SSOW#:			

Analysis Requested

Preservation Codes:
A - HCL, B - NaOH, C - Zn Acetate, D - Nitric Acid, E - NaHSO4, F - MeOH, G - Amchlor, H - Ascorbic Acid, I - Ice, J - DI Water, K - EDTA, L - EDA
M - Hexane, N - None, O - AsNaO2, P - Na2O4S, Q - Na2SO3, R - Na2S2O3, S - H2SO4, T - TSP Dodecahydrate, U - Acetone, V - MCAA, W - pH 4-5, Z - other (specify)
Other:

Task_Code: MCI-CCR-ASSMT-2026S1

Special Instructions/Note: Full APP III + APP IV

Sample Identification	Sample Date (mm/dd/yy)	Sample Time (hhmm)	Sample Type (C=Comp, G=grab)	Matrix (WG=ground water, WS=surface water, WQ=quality control)	Field Filtered Sample (Yes or No)	Perform MS/MSD (Yes or No)	300_ORGFM_28D - Chloride, Fluoride, Sulfate	2540C_Calcd - Total Dissolved Solids (TDS)	6010D - App III Metals: B, Ca	6020B - App IV Metals: Sb,As,Ba,Be,Cd,Cr,Co,Pb,Mo,Se,Tl	6010D - Lithium	7470A - App IV Mercury	9315_Ra226 - Radium-226 (GFPC) - 21 day decay	9320_Ra228 - Radium-228 (GFPC) - 21 day decay	Ra226Ra228_GFPC - Combined Radium 226 and 228					Total Number of containers	Special Instructions/Note
			Preservation Code:				I	I	D	D	D	D	D	D	D						
MCI-API-EB-03	02/03/26	1605	G	WQ	N	N	✓	✓	✓	✓	✓	✓	✓	✓	✓					5	
MCI-MGWC-1	02/04/26	0941	G	WG	N	N	✓	✓	✓	✓	✓	✓	✓	✓	✓					5	
MCI-MGWC-8	02/04/26	1107	G	WG	N	N	✓	✓	✓	✓	✓	✓	✓	✓	✓					5	
MCI-MGWC-19	02/04/26	0937	G	WG	N	N	✓	✓	✓	✓	✓	✓	✓	✓	✓					5	
MCI-MGWC-20	02/04/26	1105	G	WG	N	N	✓	✓	✓	✓	✓	✓	✓	✓	✓					5	
MCI-API-FD-02	02/04/26	—	G	WG	N	N	✓	✓	✓	✓	✓	✓	✓	✓	✓					5	
MCI-API-FB-02	02/04/26	0930	G	WQ	N	N	✓	✓	✓	✓	✓	✓	✓	✓	✓					5	
MCI-API-EB-04	02/04/26	1130	G	WQ	N	N	✓	✓	✓	✓	✓	✓	✓	✓	✓					5	

Possible Hazard Identification
☐ Non-Hazard ☐ Flammable ☐ Skin Irritant ☐ Poison B ☐ Unknown ☐ Radiological

Sample Disposal (A fee may be assessed if samples are retained longer than 1 month)
☐ Return To Client ☐ Disposal By Lab ☐ Archive For _____ Months

Deliverable Requested: I, II, III, IV, Other (specify)

Special Instructions/QC Requirements:

Empty Kit Relinquished by:	Date:	Time:	Method of Shipment:

	Date/Time:	Company		Date/Time:	Company
Relinquished by: Tyler Gable	2-4-26/1230	ACC	Received by:	02-04-26 1230	ACC
Relinquished by:	02-04-26 1339	ACC	Received by:	2/4/26 1339	
Relinquished by:			Received by:		

Custody Seals Intact: Δ Yes Δ No | Custody Seal No.:

Cooler Temperature(s) °C and Other Remarks: 0.8/0.8 3.9/3.9 0.7/0.7 5.4/5.4

Eurofins Atlanta
3080 Presidential Dr
Atlanta, GA 30340
Phone: 770-457-8177 Fax: 770-457-8188

Chain of Custody Record

eurofins | Environment Testing

Client Information (Sub Contract Lab)	Sampler: N/A	Lab PM: Fuller, David	Carrier Tracking No(s): N/A	COC No: 705-101466.1
Client Contact: Shipping/Receiving	Phone: N/A	E-Mail: David.Fuller@et.eurofinsus.com	State of Origin: Georgia	Page: Page 1 of 3
Company: TestAmerica Laboratories, Inc.		Accreditations Required (See note): NELAP - Florida; State - Georgia		Job #: 705-56493-1
Address: 13715 Rider Trail North, ,	Due Date Requested: 2/16/2026			Preservation Codes: -
City: Earth City	TAT Requested (days): N/A			
State, Zip: MO, 63045				
Phone: 314-298-8566(Tel) 314-298-8757(Fax)	PO #: N/A			
Email: N/A	WO #: N/A			
Project Name: Plant McIntosh - Ash Pond 1	Project #: 70505835			
Site: N/A	SSOW#: N/A			Other: N/A

Analysis Requested

Sample Identification - Client ID (Lab ID)	Sample Date	Sample Time	Sample Type (C=comp, G=grab)	Matrix (W=water, S=solid, O=waste/oil, BT=Tissue, A=Air)	Field Filtered Sample (Yes or No)	Perform MS/MSD (Yes or No)	9315_Ra226/PrecSep_21Radium-226	9320_Ra228/PrecSep_0Radium-228	Ra226Ra228_GFPCCombined Radium-226 and Radium-228	Total Number of containers	Special Instructions/Note:
			Preservation Code:								
MCI-MGWA-6A (705-56493-1)	2/2/26	15:43 Eastern	G	Water			X	X	X	2	
MCI-MGWA-10 (705-56493-2)	2/3/26	10:13 Eastern	G	Water			X	X	X	2	
MCI-MGWA-6 (705-56493-3)	2/3/26	10:03 Eastern	G	Water			X	X	X	2	
MCI-MGWA-11 (705-56493-4)	2/3/26	12:00 Eastern	G	Water			X	X	X	2	
MCI-MGWA-5 (705-56493-5)	2/3/26	11:19 Eastern	G	Water			X	X	X	2	
MCI-MGWC-2 (705-56493-6)	2/3/26	15:30 Eastern	G	Water			X	X	X	2	
MCI-MGWC-3 (705-56493-7)	2/3/26	13:52 Eastern	G	Water			X	X	X	2	
MCI-MGWC-7 (705-56493-8)	2/3/26	15:57 Eastern	G	Water			X	X	X	2	
MCI-MGWC-12 (705-56493-9)	2/3/26	14:10 Eastern	G	Water			X	X	X	2	

Note: Since laboratory accreditations are subject to change, Eurofins Environment Testing Southeast, LLC places the ownership of method, analyte & accreditation compliance upon our subcontract laboratories. This sample shipment is forwarded under chain-of-custody. If the laboratory does not currently maintain accreditation in the State of Origin listed above for analysis/tests/matrix being analyzed, the samples must be shipped back to the Eurofins Environment Testing Southeast, LLC laboratory or other instructions will be provided. Any changes to accreditation status should be brought to Eurofins Environment Testing Southeast, LLC attention immediately. If all requested accreditations are current to date, return the signed Chain of Custody attesting to said compliance to Eurofins Environment Testing Southeast, LLC.

Possible Hazard Identification	*Sample Disposal (A fee may be assessed if samples are retained longer than 1 month)*
Unconfirmed	☐ *Return To Client* ☐ *Disposal By Lab* ☐ *Archive For* _____ *Months*
Deliverable Requested: I, II, III, IV, Other (specify) Primary Deliverable Rank: 2	Special Instructions/QC Requirements:

Empty Kit Relinquished by:	Date:	Time:	Method of Shipment:

Relinquished by:	Date/Time:	Company	Received by:	Date/Time:	Company
[signature]	2/4/26 1500	Eurofins	[signature]	0900 FEB 05 2026	
Relinquished by:	Date/Time:	Company	Received by: Cheyenne Forrest	Date/Time:	Company
Relinquished by:	Date/Time:	Company	Received by:	Date/Time:	Company

Custody Seals Intact: Δ Yes Δ No	Custody Seal No.:	Cooler Temperature(s) °C and Other Remarks:

Ver: 10/10/2024

Eurofins Atlanta
3080 Presidential Dr
Atlanta, GA 30340
Phone: 770-457-8177 Fax: 770-457-8188

Chain of Custody Record

eurofins | Environment Testing

Client Information (Sub Contract Lab)	Sampler: N/A	Lab PM: Fuller, David	Carrier Tracking No(s): N/A	COC No: 705-101466.2
Client Contact: Shipping/Receiving	Phone: N/A	E-Mail: David.Fuller@et.eurofinsus.com	State of Origin: Georgia	Page: Page 2 of 3
Company: TestAmerica Laboratories, Inc.		Accreditations Required (See note): NELAP - Florida; State - Georgia		Job #: 705-56493-1
Address: 13715 Rider Trail North, ,	Due Date Requested: 2/16/2026			Preservation Codes: -
City: Earth City	TAT Requested (days): N/A			
State, Zip: MO, 63045				
Phone: 314-298-8566(Tel) 314-298-8757(Fax)	PO #: N/A			
Email: N/A	WO #: N/A			
Project Name: Plant McIntosh - Ash Pond 1	Project #: 70505835			
Site: N/A	SSOW#: N/A			Other: N/A

Analysis Requested

Sample Identification - Client ID (Lab ID)	Sample Date	Sample Time	Sample Type (C=comp, G=grab)	Matrix (W=water, S=solid, O=waste/oil, BT=Tissue, A=Air)	Field Filtered Sample (Yes or No)	Perform MS/MSD (Yes or No)	9315_Ra226/PrecSep_21Radium-226	9320_Ra228/PrecSep_0Radium-228	Ra226Ra228_GFPCCombined Radium-226 and Radium-228	Total Number of containers	Special Instructions/Note:
			Preservation Code:								
MCI-API-FD-01 (705-56493-10)	2/3/26	Eastern	G	Water			X	X	X	2	
MCI-API-FB-01 (705-56493-11)	2/3/26	13:55 Eastern	G	Water			X	X	X	2	
MCI-API-EB-03 (705-56493-12)	2/3/26	16:05 Eastern	G	Water			X	X	X	2	
MCI-MGWC-1 (705-56493-13)	2/4/26	09:41 Eastern	G	Water			X	X	X	2	
MCI-MGWC-8 (705-56493-14)	2/4/26	11:07 Eastern	G	Water			X	X	X	2	
MCI-MGWC-19 (705-56493-15)	2/4/26	09:37 Eastern	G	Water			X	X	X	2	
MCI-MGWC-20 (705-56493-16)	2/4/26	11:05 Eastern	G	Water			X	X	X	2	
MCI-API-FD-02 (705-56493-17)	2/4/26	Eastern	G	Water			X	X	X	2	
MCI-API-FB-02 (705-56493-18)	2/4/26	09:30 Eastern	G	Water			X	X	X	2	

Note: Since laboratory accreditations are subject to change, Eurofins Environment Testing Southeast, LLC places the ownership of method, analyte & accreditation compliance upon our subcontract laboratories. This sample shipment is forwarded under chain-of-custody. If the laboratory does not currently maintain accreditation in the State of Origin listed above for analysis/tests/matrix being analyzed, the samples must be shipped back to the Eurofins Environment Testing Southeast, LLC laboratory or other instructions will be provided. Any changes to accreditation status should be brought to Eurofins Environment Testing Southeast, LLC attention immediately. If all requested accreditations are current to date, return the signed Chain of Custody attesting to said compliance to Eurofins Environment Testing Southeast, LLC.

Possible Hazard Identification	Sample Disposal (A fee may be assessed if samples are retained longer than 1 month)
Unconfirmed	☐ Return To Client ☐ Disposal By Lab ☐ Archive For _____ Months
Deliverable Requested: I, II, III, IV, Other (specify) Primary Deliverable Rank: 2	Special Instructions/QC Requirements:

Empty Kit Relinquished by:	Date:	Time:	Method of Shipment:

Relinquished by:	Date/Time:	Company	Received by:	Date/Time:	Company
[signature]	2/4/26 1500	[illegible]	[signature]	0900 FEB 05 2026	
Relinquished by:	Date/Time:	Company	Received by: Cheyenne Forrest	Date/Time:	Company
Relinquished by:	Date/Time:	Company	Received by:	Date/Time:	Company

Custody Seals Intact: Δ Yes Δ No	Custody Seal No.:	Cooler Temperature(s) °C and Other Remarks:

Ver: 10/10/2024

Eurofins Atlanta
3080 Presidential Dr
Atlanta, GA 30340
Phone: 770-457-8177 Fax: 770-457-8188

Chain of Custody Record

eurofins | Environment Testing

Client Information (Sub Contract Lab)	Sampler: N/A	Lab PM: Fuller, David	Carrier Tracking No(s): N/A	COC No: 705-101466.3
Client Contact: Shipping/Receiving	Phone: N/A	E-Mail: David.Fuller@et.eurofinsus.com	State of Origin: Georgia	Page: Page 3 of 3
Company: TestAmerica Laboratories, Inc.		Accreditations Required (See note): NELAP - Florida; State - Georgia		Job #: 705-56493-1
Address: 13715 Rider Trail North, ,	Due Date Requested: 2/16/2026			Preservation Codes: -
City: Earth City	TAT Requested (days): N/A			
State, Zip: MO, 63045				
Phone: 314-298-8566(Tel) 314-298-8757(Fax)	PO #: N/A			
Email: N/A	WO #: N/A			
Project Name: Plant McIntosh - Ash Pond 1	Project #: 70505835			
Site: N/A	SSOW#: N/A			Other: N/A

Analysis Requested

Sample Identification - Client ID (Lab ID)	Sample Date	Sample Time	Sample Type (C=comp, G=grab)	Matrix (W=water, S=solid, O=waste/oil, BT=Tissue, A=Air)	Field Filtered Sample (Yes or No)	Perform MS/MSD (Yes or No)	9315_Ra226/PrecSep_21Radium-226	9320_Ra228/PrecSep_0Radium-228	Ra226Ra228_GFPCCombined Radium-226 and Radium-228	Total Number of containers	Special Instructions/Note:
			Preservation Code:								
MCI-API-EB-04 (705-56493-19)	2/4/26	11:30 Eastern	G	Water			X	X	X	2	

Note: Since laboratory accreditations are subject to change, Eurofins Environment Testing Southeast, LLC places the ownership of method, analyte & accreditation compliance upon our subcontract laboratories. This sample shipment is forwarded under chain-of-custody. If the laboratory does not currently maintain accreditation in the State of Origin listed above for analysis/tests/matrix being analyzed, the samples must be shipped back to the Eurofins Environment Testing Southeast, LLC laboratory or other instructions will be provided. Any changes to accreditation status should be brought to Eurofins Environment Testing Southeast, LLC attention immediately. If all requested accreditations are current to date, return the signed Chain of Custody attesting to said compliance to Eurofins Environment Testing Southeast, LLC.

Possible Hazard Identification	*Sample Disposal (A fee may be assessed if samples are retained longer than 1 month)*
Unconfirmed	☐ *Return To Client* ☐ *Disposal By Lab* ☐ *Archive For* _____ *Months*
Deliverable Requested: I, II, III, IV, Other (specify) Primary Deliverable Rank: 2	Special Instructions/QC Requirements:

Empty Kit Relinquished by:	Date:	Time:	Method of Shipment:

Relinquished by:	Date/Time:	Company	Received by:	Date/Time:	Company
[signature]	2/4/26 1500	Eurofins	[signature]	0900 FEB 05 2026	
Relinquished by:	Date/Time:	Company	Received by: Cheyenne Forrest	Date/Time:	Company
Relinquished by:	Date/Time:	Company	Received by:	Date/Time:	Company

Custody Seals Intact: Δ Yes Δ No	Custody Seal No.:	Cooler Temperature(s) °C and Other Remarks:

Ver: 10/10/2024

Login Sample Receipt Checklist

Client: Southern Company

Job Number: 705-56493-3

Login Number: 56493

List Source: Eurofins Atlanta

List Number: 1

Creator: Lincoln, Alyssa

Question	Answer	Comment
Radioactivity wasn't checked or is </= background as measured by a survey meter.	N/A	
The cooler's custody seal, if present, is intact.	True	
Sample custody seals, if present, are intact.	True	
The cooler or samples do not appear to have been compromised or tampered with.	True	
Samples were received on ice.	True	
Cooler Temperature is acceptable.	True	
Cooler Temperature is recorded.	True	
COC is present.	True	
COC is filled out in ink and legible.	True	
COC is filled out with all pertinent information.	True	
Is the Field Sampler's name present on COC?	True	
There are no discrepancies between the containers received and the COC.	True	
Samples are received within Holding Time (excluding tests with immediate HTs)	True	
Sample containers have legible labels.	True	
Containers are not broken or leaking.	True	
Sample collection date/times are provided.	True	
Appropriate sample containers are used.	True	
Sample bottles are completely filled.	True	
Sample Preservation Verified.	N/A	
There is sufficient vol. for all requested analyses, incl. any requested MS/MSDs	True	
Containers requiring zero headspace have no headspace or bubble is <6mm (1/4").	N/A	
Multiphasic samples are not present.	True	
Samples do not require splitting or compositing.	True	
Residual Chlorine Checked.	N/A	

This receipt checklist is generated for all samples received in this Login. It may not be applicable to all Jobs associated with this Login.

Login Sample Receipt Checklist

Client: Southern Company

Job Number: 705-56493-3

Login Number: 56493
List Number: 2
Creator: Forrest, Cheyenne L

List Source: Eurofins St. Louis
List Creation: 02/05/26 11:20 AM

Question	Answer	Comment
Radioactivity wasn't checked or is </= background as measured by a survey meter.	True	
The cooler's custody seal, if present, is intact.	True	
Sample custody seals, if present, are intact.	True	
The cooler or samples do not appear to have been compromised or tampered with.	True	
Samples were received on ice.	True	
Cooler Temperature is acceptable.	True	
Cooler Temperature is recorded.	True	
COC is present.	True	
COC is filled out in ink and legible.	True	
COC is filled out with all pertinent information.	True	
Is the Field Sampler's name present on COC?	N/A	
There are no discrepancies between the containers received and the COC.	True	
Samples are received within Holding Time (excluding tests with immediate HTs)	True	
Sample containers have legible labels.	True	
Containers are not broken or leaking.	True	
Sample collection date/times are provided.	True	
Appropriate sample containers are used.	True	
Sample bottles are completely filled.	True	
Sample Preservation Verified.	True	
There is sufficient vol. for all requested analyses, incl. any requested MS/MSDs	True	
Containers requiring zero headspace have no headspace or bubble is <6mm (1/4").	N/A	
Multiphasic samples are not present.	True	
Samples do not require splitting or compositing.	True	
Residual Chlorine Checked.	N/A	

This receipt checklist is generated for all samples received in this Login. It may not be applicable to all Jobs associated with this Login.

Definitions/Glossary

Client: Southern Company
Project/Site: Plant McIntosh - Ash Pond 1

Job ID: 705-56493-3

Qualifiers

Rad

Qualifier	Qualifier Description
U	Result is less than the sample detection limit.

Glossary

Abbreviation	These commonly used abbreviations may or may not be present in this report.
☼	Listed under the "D" column to designate that the result is reported on a dry weight basis
%R	Percent Recovery
CFL	Contains Free Liquid
CFU	Colony Forming Unit
CNF	Contains No Free Liquid
DER	Duplicate Error Ratio (normalized absolute difference)
Dil Fac	Dilution Factor
DL	Detection Limit (DoD/DOE)
DL, RA, RE, IN	Indicates a Dilution, Re-analysis, Re-extraction, or additional Initial metals/anion analysis of the sample
DLC	Decision Level Concentration (Radiochemistry)
EDL	Estimated Detection Limit (Dioxin)
LOD	Limit of Detection (DoD/DOE)
LOQ	Limit of Quantitation (DoD/DOE)
MCL	EPA recommended "Maximum Contaminant Level"
MDA	Minimum Detectable Activity (Radiochemistry)
MDC	Minimum Detectable Concentration (Radiochemistry)
MDL	Method Detection Limit
ML	Minimum Level (Dioxin)
MPN	Most Probable Number
MQL	Method Quantitation Limit
NC	Not Calculated
ND	Not Detected at the reporting limit (or MDL or EDL if shown)
NEG	Negative / Absent
POS	Positive / Present
PQL	Practical Quantitation Limit
PRES	Presumptive
QC	Quality Control
RER	Relative Error Ratio (Radiochemistry)
RL	Reporting Limit or Requested Limit (Radiochemistry)
RPD	Relative Percent Difference, a measure of the relative difference between two points
TEF	Toxicity Equivalent Factor (Dioxin)
TEQ	Toxicity Equivalent Quotient (Dioxin)
TNTC	Too Numerous To Count

Job Narrative
705-56493-3

The analytical test results presented in this report meet all requirements of the associated regulatory program listed on the Accreditation/Certification Summary Page, unless otherwise noted. Data qualifiers and/or narrative comments are included to explain any exceptions, if applicable. Regulated compliance samples (e.g. SDWA, NPDES) must comply with associated agency requirements/permits.

- Matrix-specific batch QC (e.g., MS, MSD, SD) may not be reported when insufficient sample volume is available or when site-specific QC samples are not submitted. In such cases, a Laboratory Control Sample Duplicate (LCSD) may be analyzed to provide precision data for the batch.
- For samples analyzed using surrogate and/or isotope dilution analytes, any recoveries falling outside of established acceptance criteria are re-prepared and/or re-analyzed to confirm results, unless the deviation is due to sample dilution or otherwise explained in the case narrative.

Receipt
The samples were received on 2/4/2026 1:39 PM. Unless otherwise noted below, the samples arrived in good condition, and, where required, properly preserved and on ice. The temperatures of the 4 coolers at receipt time were 0.7°C, 0.8°C, 3.9°C and 5.4°C.

Gas Flow Proportional Counter
No additional analytical or quality issues were noted, other than those described above or in the Definitions/ Glossary page.

Rad
No additional analytical or quality issues were noted, other than those described above or in the Definitions/ Glossary page.

Client Sample Results

Client: Southern Company
Project/Site: Plant McIntosh - Ash Pond 1

Job ID: 705-56493-3

Client Sample ID: MCI-MGWA-6A

Lab Sample ID: 705-56493-1

Date Collected: 02/02/26 15:43
Matrix: Water
Date Received: 02/04/26 13:39

Method: SW846 9315 - Radium-226 (GFPC)

Analyte	Result	Qualifier	Count Uncert. (2σ+/-)	Total Uncert. (2σ+/-)	RL	MDC	Unit	Prepared	Analyzed	Dil Fac
Radium-226	0.284		0.0993	0.102	1.00	0.0950	pCi/L	02/06/26 08:27	03/02/26 09:01	1

Carrier	%Yield	Qualifier	Limits	Prepared	Analyzed	Dil Fac
Ba Carrier	88.1		30 - 110	02/06/26 08:27	03/02/26 09:01	1

Method: SW846 9320 - Radium-228 (GFPC)

Analyte	Result	Qualifier	Count Uncert. (2σ+/-)	Total Uncert. (2σ+/-)	RL	MDC	Unit	Prepared	Analyzed	Dil Fac
Radium-228	0.514	U	0.378	0.380	1.00	0.579	pCi/L	02/06/26 08:29	02/17/26 11:44	1

Carrier	%Yield	Qualifier	Limits	Prepared	Analyzed	Dil Fac
Ba Carrier	88.1		30 - 110	02/06/26 08:29	02/17/26 11:44	1
Y Carrier	82.6		30 - 110	02/06/26 08:29	02/17/26 11:44	1

Method: TAL-STL Ra226_Ra228 - Combined Radium-226 and Radium-228

Analyte	Result	Qualifier	Count Uncert. (2σ+/-)	Total Uncert. (2σ+/-)	RL	MDC	Unit	Prepared	Analyzed	Dil Fac
Combined Radium 226 + 228	0.798		0.391	0.393	5.00	0.579	pCi/L		02/23/26 12:48	1

Client Sample ID: MCI-MGWA-10

Lab Sample ID: 705-56493-2

Date Collected: 02/03/26 10:13
Matrix: Water
Date Received: 02/04/26 13:39

Method: SW846 9315 - Radium-226 (GFPC)

Analyte	Result	Qualifier	Count Uncert. (2σ+/-)	Total Uncert. (2σ+/-)	RL	MDC	Unit	Prepared	Analyzed	Dil Fac
Radium-226	0.392		0.121	0.126	1.00	0.113	pCi/L	02/06/26 08:27	03/02/26 09:02	1

Carrier	%Yield	Qualifier	Limits	Prepared	Analyzed	Dil Fac
Ba Carrier	81.0		30 - 110	02/06/26 08:27	03/02/26 09:02	1

Method: SW846 9320 - Radium-228 (GFPC)

Analyte	Result	Qualifier	Count Uncert. (2σ+/-)	Total Uncert. (2σ+/-)	RL	MDC	Unit	Prepared	Analyzed	Dil Fac
Radium-228	0.587	U	0.409	0.412	1.00	0.616	pCi/L	02/06/26 08:29	02/17/26 11:44	1

Carrier	%Yield	Qualifier	Limits	Prepared	Analyzed	Dil Fac
Ba Carrier	81.0		30 - 110	02/06/26 08:29	02/17/26 11:44	1
Y Carrier	78.1		30 - 110	02/06/26 08:29	02/17/26 11:44	1

Client Sample Results

Client: Southern Company
Project/Site: Plant McIntosh - Ash Pond 1

Job ID: 705-56493-3

Client Sample ID: MCI-MGWA-10

Lab Sample ID: 705-56493-2
Date Collected: 02/03/26 10:13
Matrix: Water
Date Received: 02/04/26 13:39

Method: TAL-STL Ra226_Ra228 - Combined Radium-226 and Radium-228

Analyte	Result	Qualifier	Count Uncert. (2σ+/-)	Total Uncert. (2σ+/-)	RL	MDC	Unit	Prepared	Analyzed	Dil Fac
Combined Radium 226 + 228	0.979		0.427	0.431	5.00	0.616	pCi/L		02/23/26 12:48	1

Client Sample ID: MCI-MGWA-6

Lab Sample ID: 705-56493-3
Date Collected: 02/03/26 10:03
Matrix: Water
Date Received: 02/04/26 13:39

Method: SW846 9315 - Radium-226 (GFPC)

Analyte	Result	Qualifier	Count Uncert. (2σ+/-)	Total Uncert. (2σ+/-)	RL	MDC	Unit	Prepared	Analyzed	Dil Fac
Radium-226	0.314		0.118	0.122	1.00	0.132	pCi/L	02/06/26 08:27	03/02/26 09:02	1

Carrier	*%Yield*	*Qualifier*	*Limits*	*Prepared*	*Analyzed*	*Dil Fac*
Ba Carrier	*80.1*		*30 - 110*	*02/06/26 08:27*	*03/02/26 09:02*	*1*

Method: SW846 9320 - Radium-228 (GFPC)

Analyte	Result	Qualifier	Count Uncert. (2σ+/-)	Total Uncert. (2σ+/-)	RL	MDC	Unit	Prepared	Analyzed	Dil Fac
Radium-228	-0.0150	U	0.353	0.353	1.00	0.659	pCi/L	02/06/26 08:29	02/17/26 11:44	1

Carrier	*%Yield*	*Qualifier*	*Limits*	*Prepared*	*Analyzed*	*Dil Fac*
Ba Carrier	*80.1*		*30 - 110*	*02/06/26 08:29*	*02/17/26 11:44*	*1*
Y Carrier	*80.4*		*30 - 110*	*02/06/26 08:29*	*02/17/26 11:44*	*1*

Method: TAL-STL Ra226_Ra228 - Combined Radium-226 and Radium-228

Analyte	Result	Qualifier	Count Uncert. (2σ+/-)	Total Uncert. (2σ+/-)	RL	MDC	Unit	Prepared	Analyzed	Dil Fac
Combined Radium 226 + 228	0.299	U	0.372	0.373	5.00	0.659	pCi/L		02/23/26 12:48	1

Client Sample ID: MCI-MGWA-11

Lab Sample ID: 705-56493-4
Date Collected: 02/03/26 12:00
Matrix: Water
Date Received: 02/04/26 13:39

Method: SW846 9315 - Radium-226 (GFPC)

Analyte	Result	Qualifier	Count Uncert. (2σ+/-)	Total Uncert. (2σ+/-)	RL	MDC	Unit	Prepared	Analyzed	Dil Fac
Radium-226	0.211		0.0969	0.0988	1.00	0.113	pCi/L	02/06/26 08:27	03/02/26 09:02	1

Carrier	*%Yield*	*Qualifier*	*Limits*	*Prepared*	*Analyzed*	*Dil Fac*
Ba Carrier	*80.1*		*30 - 110*	*02/06/26 08:27*	*03/02/26 09:02*	*1*

Client Sample Results

Client: Southern Company
Project/Site: Plant McIntosh - Ash Pond 1

Job ID: 705-56493-3

Client Sample ID: MCI-MGWA-11

Lab Sample ID: 705-56493-4
Matrix: Water

Date Collected: 02/03/26 12:00
Date Received: 02/04/26 13:39

Method: SW846 9320 - Radium-228 (GFPC)

Analyte	Result	Qualifier	Count Uncert. (2σ+/-)	Total Uncert. (2σ+/-)	RL	MDC	Unit	Prepared	Analyzed	Dil Fac
Radium-228	0.467	U	0.377	0.379	1.00	0.583	pCi/L	02/06/26 08:29	02/17/26 11:56	1

Carrier	*%Yield*	*Qualifier*	*Limits*	*Prepared*	*Analyzed*	*Dil Fac*
Ba Carrier	*80.1*		*30 - 110*	*02/06/26 08:29*	*02/17/26 11:56*	*1*
Y Carrier	*80.4*		*30 - 110*	*02/06/26 08:29*	*02/17/26 11:56*	*1*

Method: TAL-STL Ra226_Ra228 - Combined Radium-226 and Radium-228

Analyte	Result	Qualifier	Count Uncert. (2σ+/-)	Total Uncert. (2σ+/-)	RL	MDC	Unit	Prepared	Analyzed	Dil Fac
Combined Radium 226 + 228	**0.678**		0.389	0.392	5.00	0.583	pCi/L		02/23/26 12:48	1

Client Sample ID: MCI-MGWA-5

Lab Sample ID: 705-56493-5
Matrix: Water

Date Collected: 02/03/26 11:19
Date Received: 02/04/26 13:39

Method: SW846 9315 - Radium-226 (GFPC)

Analyte	Result	Qualifier	Count Uncert. (2σ+/-)	Total Uncert. (2σ+/-)	RL	MDC	Unit	Prepared	Analyzed	Dil Fac
Radium-226	0.139	U	0.0982	0.0990	1.00	0.143	pCi/L	02/06/26 08:27	03/02/26 09:03	1

Carrier	*%Yield*	*Qualifier*	*Limits*	*Prepared*	*Analyzed*	*Dil Fac*
Ba Carrier	*78.1*		*30 - 110*	*02/06/26 08:27*	*03/02/26 09:03*	*1*

Method: SW846 9320 - Radium-228 (GFPC)

Analyte	Result	Qualifier	Count Uncert. (2σ+/-)	Total Uncert. (2σ+/-)	RL	MDC	Unit	Prepared	Analyzed	Dil Fac
Radium-228	0.207	U	0.318	0.319	1.00	0.543	pCi/L	02/06/26 08:29	02/17/26 11:56	1

Carrier	*%Yield*	*Qualifier*	*Limits*	*Prepared*	*Analyzed*	*Dil Fac*
Ba Carrier	*78.1*		*30 - 110*	*02/06/26 08:29*	*02/17/26 11:56*	*1*
Y Carrier	*81.5*		*30 - 110*	*02/06/26 08:29*	*02/17/26 11:56*	*1*

Method: TAL-STL Ra226_Ra228 - Combined Radium-226 and Radium-228

Analyte	Result	Qualifier	Count Uncert. (2σ+/-)	Total Uncert. (2σ+/-)	RL	MDC	Unit	Prepared	Analyzed	Dil Fac
Combined Radium 226 + 228	0.346	U	0.333	0.334	5.00	0.543	pCi/L		02/23/26 12:48	1

Client Sample Results

Client: Southern Company
Project/Site: Plant McIntosh - Ash Pond 1

Job ID: 705-56493-3

Client Sample ID: MCI-MGWC-2

Lab Sample ID: 705-56493-6

Date Collected: 02/03/26 15:30
Matrix: Water
Date Received: 02/04/26 13:39

Method: SW846 9315 - Radium-226 (GFPC)

Analyte	Result	Qualifier	Count Uncert. (2σ+/-)	Total Uncert. (2σ+/-)	RL	MDC	Unit	Prepared	Analyzed	Dil Fac
Radium-226	0.159		0.0884	0.0895	1.00	0.113	pCi/L	02/06/26 08:27	03/02/26 09:03	1

Carrier	%Yield	Qualifier	Limits	Prepared	Analyzed	Dil Fac
Ba Carrier	81.5		30 - 110	02/06/26 08:27	03/02/26 09:03	1

Method: SW846 9320 - Radium-228 (GFPC)

Analyte	Result	Qualifier	Count Uncert. (2σ+/-)	Total Uncert. (2σ+/-)	RL	MDC	Unit	Prepared	Analyzed	Dil Fac
Radium-228	0.690		0.439	0.444	1.00	0.653	pCi/L	02/06/26 08:29	02/17/26 11:56	1

Carrier	%Yield	Qualifier	Limits	Prepared	Analyzed	Dil Fac
Ba Carrier	81.5		30 - 110	02/06/26 08:29	02/17/26 11:56	1
Y Carrier	78.9		30 - 110	02/06/26 08:29	02/17/26 11:56	1

Method: TAL-STL Ra226_Ra228 - Combined Radium-226 and Radium-228

Analyte	Result	Qualifier	Count Uncert. (2σ+/-)	Total Uncert. (2σ+/-)	RL	MDC	Unit	Prepared	Analyzed	Dil Fac
Combined Radium 226 + 228	0.850		0.448	0.453	5.00	0.653	pCi/L		02/23/26 12:48	1

Client Sample ID: MCI-MGWC-3

Lab Sample ID: 705-56493-7

Date Collected: 02/03/26 13:52
Matrix: Water
Date Received: 02/04/26 13:39

Method: SW846 9315 - Radium-226 (GFPC)

Analyte	Result	Qualifier	Count Uncert. (2σ+/-)	Total Uncert. (2σ+/-)	RL	MDC	Unit	Prepared	Analyzed	Dil Fac
Radium-226	1.10		0.187	0.212	1.00	0.0986	pCi/L	02/06/26 08:27	03/02/26 09:03	1

Carrier	%Yield	Qualifier	Limits	Prepared	Analyzed	Dil Fac
Ba Carrier	81.8		30 - 110	02/06/26 08:27	03/02/26 09:03	1

Method: SW846 9320 - Radium-228 (GFPC)

Analyte	Result	Qualifier	Count Uncert. (2σ+/-)	Total Uncert. (2σ+/-)	RL	MDC	Unit	Prepared	Analyzed	Dil Fac
Radium-228	0.697		0.427	0.432	1.00	0.628	pCi/L	02/06/26 08:29	02/17/26 11:57	1

Carrier	%Yield	Qualifier	Limits	Prepared	Analyzed	Dil Fac
Ba Carrier	81.8		30 - 110	02/06/26 08:29	02/17/26 11:57	1
Y Carrier	79.6		30 - 110	02/06/26 08:29	02/17/26 11:57	1

Client Sample Results

Client: Southern Company
Project/Site: Plant McIntosh - Ash Pond 1

Job ID: 705-56493-3

Client Sample ID: MCI-MGWC-3

Lab Sample ID: 705-56493-7
Matrix: Water

Date Collected: 02/03/26 13:52
Date Received: 02/04/26 13:39

Method: TAL-STL Ra226_Ra228 - Combined Radium-226 and Radium-228

Analyte	Result	Qualifier	Count Uncert. (2σ+/-)	Total Uncert. (2σ+/-)	RL	MDC	Unit	Prepared	Analyzed	Dil Fac
Combined Radium 226 + 228	1.80		0.466	0.481	5.00	0.628	pCi/L		02/23/26 12:48	1

Client Sample ID: MCI-MGWC-7

Lab Sample ID: 705-56493-8
Matrix: Water

Date Collected: 02/03/26 15:57
Date Received: 02/04/26 13:39

Method: SW846 9315 - Radium-226 (GFPC)

Analyte	Result	Qualifier	Count Uncert. (2σ+/-)	Total Uncert. (2σ+/-)	RL	MDC	Unit	Prepared	Analyzed	Dil Fac
Radium-226	0.943		0.182	0.200	1.00	0.131	pCi/L	02/06/26 08:27	03/02/26 09:03	1

Carrier	*%Yield*	*Qualifier*	*Limits*	*Prepared*	*Analyzed*	*Dil Fac*
Ba Carrier	*86.6*		*30 - 110*	*02/06/26 08:27*	*03/02/26 09:03*	*1*

Method: SW846 9320 - Radium-228 (GFPC)

Analyte	Result	Qualifier	Count Uncert. (2σ+/-)	Total Uncert. (2σ+/-)	RL	MDC	Unit	Prepared	Analyzed	Dil Fac
Radium-228	-0.320	U	0.265	0.267	1.00	0.589	pCi/L	02/06/26 08:29	02/17/26 11:57	1

Carrier	*%Yield*	*Qualifier*	*Limits*	*Prepared*	*Analyzed*	*Dil Fac*
Ba Carrier	*86.6*		*30 - 110*	*02/06/26 08:29*	*02/17/26 11:57*	*1*
Y Carrier	*81.5*		*30 - 110*	*02/06/26 08:29*	*02/17/26 11:57*	*1*

Method: TAL-STL Ra226_Ra228 - Combined Radium-226 and Radium-228

Analyte	Result	Qualifier	Count Uncert. (2σ+/-)	Total Uncert. (2σ+/-)	RL	MDC	Unit	Prepared	Analyzed	Dil Fac
Combined Radium 226 + 228	0.623		0.321	0.334	5.00	0.589	pCi/L		02/23/26 12:48	1

Client Sample ID: MCI-MGWC-12

Lab Sample ID: 705-56493-9
Matrix: Water

Date Collected: 02/03/26 14:10
Date Received: 02/04/26 13:39

Method: SW846 9315 - Radium-226 (GFPC)

Analyte	Result	Qualifier	Count Uncert. (2σ+/-)	Total Uncert. (2σ+/-)	RL	MDC	Unit	Prepared	Analyzed	Dil Fac
Radium-226	0.525		0.143	0.150	1.00	0.119	pCi/L	02/06/26 08:27	03/02/26 09:04	1

Carrier	*%Yield*	*Qualifier*	*Limits*	*Prepared*	*Analyzed*	*Dil Fac*
Ba Carrier	*70.5*		*30 - 110*	*02/06/26 08:27*	*03/02/26 09:04*	*1*

Client Sample Results

Client: Southern Company
Project/Site: Plant McIntosh - Ash Pond 1

Job ID: 705-56493-3

Client Sample ID: MCI-MGWC-12

Lab Sample ID: 705-56493-9

Date Collected: 02/03/26 14:10
Date Received: 02/04/26 13:39

Matrix: Water

Method: SW846 9320 - Radium-228 (GFPC)

Analyte	Result	Qualifier	Count Uncert. (2σ+/-)	Total Uncert. (2σ+/-)	RL	MDC	Unit	Prepared	Analyzed	Dil Fac
Radium-228	0.0747	U	0.430	0.430	1.00	0.776	pCi/L	02/06/26 08:29	02/17/26 11:57	1

Carrier	*%Yield*	*Qualifier*	*Limits*	*Prepared*	*Analyzed*	*Dil Fac*
Ba Carrier	*70.5*		*30 - 110*	*02/06/26 08:29*	*02/17/26 11:57*	*1*
Y Carrier	*81.5*		*30 - 110*	*02/06/26 08:29*	*02/17/26 11:57*	*1*

Method: TAL-STL Ra226_Ra228 - Combined Radium-226 and Radium-228

Analyte	Result	Qualifier	Count Uncert. (2σ+/-)	Total Uncert. (2σ+/-)	RL	MDC	Unit	Prepared	Analyzed	Dil Fac
Combined Radium 226 + 228	0.600	U	0.453	0.455	5.00	0.776	pCi/L		03/02/26 17:38	1

Client Sample ID: MCI-AP1-FD-01

Lab Sample ID: 705-56493-10

Date Collected: 02/03/26 00:00
Date Received: 02/04/26 13:39

Matrix: Water

Method: SW846 9315 - Radium-226 (GFPC)

Analyte	Result	Qualifier	Count Uncert. (2σ+/-)	Total Uncert. (2σ+/-)	RL	MDC	Unit	Prepared	Analyzed	Dil Fac
Radium-226	**0.984**		0.182	0.202	1.00	0.124	pCi/L	02/06/26 08:27	03/02/26 09:04	1

Carrier	*%Yield*	*Qualifier*	*Limits*	*Prepared*	*Analyzed*	*Dil Fac*
Ba Carrier	*88.6*		*30 - 110*	*02/06/26 08:27*	*03/02/26 09:04*	*1*

Method: SW846 9320 - Radium-228 (GFPC)

Analyte	Result	Qualifier	Count Uncert. (2σ+/-)	Total Uncert. (2σ+/-)	RL	MDC	Unit	Prepared	Analyzed	Dil Fac
Radium-228	**0.744**		0.381	0.387	1.00	0.526	pCi/L	02/06/26 08:29	02/17/26 11:57	1

Carrier	*%Yield*	*Qualifier*	*Limits*	*Prepared*	*Analyzed*	*Dil Fac*
Ba Carrier	*88.6*		*30 - 110*	*02/06/26 08:29*	*02/17/26 11:57*	*1*
Y Carrier	*80.4*		*30 - 110*	*02/06/26 08:29*	*02/17/26 11:57*	*1*

Method: TAL-STL Ra226_Ra228 - Combined Radium-226 and Radium-228

Analyte	Result	Qualifier	Count Uncert. (2σ+/-)	Total Uncert. (2σ+/-)	RL	MDC	Unit	Prepared	Analyzed	Dil Fac
Combined Radium 226 + 228	**1.73**		0.422	0.437	5.00	0.526	pCi/L		03/02/26 17:38	1

Client Sample Results

Client: Southern Company
Project/Site: Plant McIntosh - Ash Pond 1

Job ID: 705-56493-3

Client Sample ID: MCI-AP1-FB-01

Lab Sample ID: 705-56493-11

Date Collected: 02/03/26 13:55
Matrix: Water
Date Received: 02/04/26 13:39

Method: SW846 9315 - Radium-226 (GFPC)

Analyte	Result	Qualifier	Count Uncert. (2σ+/-)	Total Uncert. (2σ+/-)	RL	MDC	Unit	Prepared	Analyzed	Dil Fac
Radium-226	0.00567	U	0.0468	0.0468	1.00	0.0954	pCi/L	02/06/26 08:27	03/02/26 09:04	1

Carrier	*%Yield*	*Qualifier*	*Limits*	*Prepared*	*Analyzed*	*Dil Fac*
Ba Carrier	*85.5*		*30 - 110*	*02/06/26 08:27*	*03/02/26 09:04*	*1*

Method: SW846 9320 - Radium-228 (GFPC)

Analyte	Result	Qualifier	Count Uncert. (2σ+/-)	Total Uncert. (2σ+/-)	RL	MDC	Unit	Prepared	Analyzed	Dil Fac
Radium-228	-0.0210	U	0.240	0.240	1.00	0.471	pCi/L	02/06/26 08:29	02/17/26 11:57	1

Carrier	*%Yield*	*Qualifier*	*Limits*	*Prepared*	*Analyzed*	*Dil Fac*
Ba Carrier	*85.5*		*30 - 110*	*02/06/26 08:29*	*02/17/26 11:57*	*1*
Y Carrier	*81.1*		*30 - 110*	*02/06/26 08:29*	*02/17/26 11:57*	*1*

Method: TAL-STL Ra226_Ra228 - Combined Radium-226 and Radium-228

Analyte	Result	Qualifier	Count Uncert. (2σ+/-)	Total Uncert. (2σ+/-)	RL	MDC	Unit	Prepared	Analyzed	Dil Fac
Combined Radium 226 + 228	-0.0153	U	0.245	0.245	5.00	0.471	pCi/L		03/02/26 17:38	1

Client Sample ID: MCI-AP1-EB-03

Lab Sample ID: 705-56493-12

Date Collected: 02/03/26 16:05
Matrix: Water
Date Received: 02/04/26 13:39

Method: SW846 9315 - Radium-226 (GFPC)

Analyte	Result	Qualifier	Count Uncert. (2σ+/-)	Total Uncert. (2σ+/-)	RL	MDC	Unit	Prepared	Analyzed	Dil Fac
Radium-226	-0.00971	U	0.0567	0.0567	1.00	0.120	pCi/L	02/06/26 08:27	03/02/26 09:04	1

Carrier	*%Yield*	*Qualifier*	*Limits*	*Prepared*	*Analyzed*	*Dil Fac*
Ba Carrier	*80.1*		*30 - 110*	*02/06/26 08:27*	*03/02/26 09:04*	*1*

Method: SW846 9320 - Radium-228 (GFPC)

Analyte	Result	Qualifier	Count Uncert. (2σ+/-)	Total Uncert. (2σ+/-)	RL	MDC	Unit	Prepared	Analyzed	Dil Fac
Radium-228	0.259	U	0.352	0.353	1.00	0.590	pCi/L	02/06/26 08:29	02/17/26 11:57	1

Carrier	*%Yield*	*Qualifier*	*Limits*	*Prepared*	*Analyzed*	*Dil Fac*
Ba Carrier	*80.1*		*30 - 110*	*02/06/26 08:29*	*02/17/26 11:57*	*1*
Y Carrier	*81.9*		*30 - 110*	*02/06/26 08:29*	*02/17/26 11:57*	*1*

Client Sample Results

Client: Southern Company
Project/Site: Plant McIntosh - Ash Pond 1

Job ID: 705-56493-3

Client Sample ID: MCI-AP1-EB-03

Lab Sample ID: 705-56493-12
Date Collected: 02/03/26 16:05
Matrix: Water
Date Received: 02/04/26 13:39

Method: TAL-STL Ra226_Ra228 - Combined Radium-226 and Radium-228

Analyte	Result	Qualifier	Count Uncert. (2σ+/-)	Total Uncert. (2σ+/-)	RL	MDC	Unit	Prepared	Analyzed	Dil Fac
Combined Radium 226 + 228	0.250	U	0.357	0.358	5.00	0.590	pCi/L		03/02/26 17:38	1

Client Sample ID: MCI-MGWC-1

Lab Sample ID: 705-56493-13
Date Collected: 02/04/26 09:41
Matrix: Water
Date Received: 02/04/26 13:39

Method: SW846 9315 - Radium-226 (GFPC)

Analyte	Result	Qualifier	Count Uncert. (2σ+/-)	Total Uncert. (2σ+/-)	RL	MDC	Unit	Prepared	Analyzed	Dil Fac
Radium-226	**1.35**		0.210	0.242	1.00	0.139	pCi/L	02/06/26 08:27	03/02/26 09:04	1

Carrier	*%Yield*	*Qualifier*	*Limits*	*Prepared*	*Analyzed*	*Dil Fac*
Ba Carrier	*84.9*		*30 - 110*	*02/06/26 08:27*	*03/02/26 09:04*	*1*

Method: SW846 9320 - Radium-228 (GFPC)

Analyte	Result	Qualifier	Count Uncert. (2σ+/-)	Total Uncert. (2σ+/-)	RL	MDC	Unit	Prepared	Analyzed	Dil Fac
Radium-228	0.409	U	0.386	0.387	1.00	0.616	pCi/L	02/06/26 08:29	02/17/26 11:57	1

Carrier	*%Yield*	*Qualifier*	*Limits*	*Prepared*	*Analyzed*	*Dil Fac*
Ba Carrier	*84.9*		*30 - 110*	*02/06/26 08:29*	*02/17/26 11:57*	*1*
Y Carrier	*81.1*		*30 - 110*	*02/06/26 08:29*	*02/17/26 11:57*	*1*

Method: TAL-STL Ra226_Ra228 - Combined Radium-226 and Radium-228

Analyte	Result	Qualifier	Count Uncert. (2σ+/-)	Total Uncert. (2σ+/-)	RL	MDC	Unit	Prepared	Analyzed	Dil Fac
Combined Radium 226 + 228	**1.76**		0.439	0.456	5.00	0.616	pCi/L		03/02/26 17:38	1

Client Sample ID: MCI-MGWC-8

Lab Sample ID: 705-56493-14
Date Collected: 02/04/26 11:07
Matrix: Water
Date Received: 02/04/26 13:39

Method: SW846 9315 - Radium-226 (GFPC)

Analyte	Result	Qualifier	Count Uncert. (2σ+/-)	Total Uncert. (2σ+/-)	RL	MDC	Unit	Prepared	Analyzed	Dil Fac
Radium-226	**0.468**		0.141	0.147	1.00	0.143	pCi/L	02/06/26 08:27	03/02/26 09:04	1

Carrier	*%Yield*	*Qualifier*	*Limits*	*Prepared*	*Analyzed*	*Dil Fac*
Ba Carrier	*82.7*		*30 - 110*	*02/06/26 08:27*	*03/02/26 09:04*	*1*

Client Sample Results

Client: Southern Company
Project/Site: Plant McIntosh - Ash Pond 1

Job ID: 705-56493-3

Client Sample ID: MCI-MGWC-8

Lab Sample ID: 705-56493-14

Date Collected: 02/04/26 11:07
Date Received: 02/04/26 13:39

Matrix: Water

Method: SW846 9320 - Radium-228 (GFPC)

Analyte	Result	Qualifier	Count Uncert. (2σ+/-)	Total Uncert. (2σ+/-)	RL	MDC	Unit	Prepared	Analyzed	Dil Fac
Radium-228	0.545	U	0.398	0.401	1.00	0.604	pCi/L	02/06/26 08:29	02/17/26 11:57	1

Carrier	*%Yield*	*Qualifier*	*Limits*	*Prepared*	*Analyzed*	*Dil Fac*
Ba Carrier	*82.7*		*30 - 110*	*02/06/26 08:29*	*02/17/26 11:57*	*1*
Y Carrier	*78.9*		*30 - 110*	*02/06/26 08:29*	*02/17/26 11:57*	*1*

Method: TAL-STL Ra226_Ra228 - Combined Radium-226 and Radium-228

Analyte	Result	Qualifier	Count Uncert. (2σ+/-)	Total Uncert. (2σ+/-)	RL	MDC	Unit	Prepared	Analyzed	Dil Fac
Combined Radium 226 + 228	**1.01**		0.422	0.427	5.00	0.604	pCi/L		03/02/26 17:38	1

Client Sample ID: MCI-MGWC-19

Lab Sample ID: 705-56493-15

Date Collected: 02/04/26 09:37
Date Received: 02/04/26 13:39

Matrix: Water

Method: SW846 9315 - Radium-226 (GFPC)

Analyte	Result	Qualifier	Count Uncert. (2σ+/-)	Total Uncert. (2σ+/-)	RL	MDC	Unit	Prepared	Analyzed	Dil Fac
Radium-226	**0.244**		0.0925	0.0950	1.00	0.0910	pCi/L	02/06/26 08:27	03/02/26 12:11	1

Carrier	*%Yield*	*Qualifier*	*Limits*	*Prepared*	*Analyzed*	*Dil Fac*
Ba Carrier	*87.5*		*30 - 110*	*02/06/26 08:27*	*03/02/26 12:11*	*1*

Method: SW846 9320 - Radium-228 (GFPC)

Analyte	Result	Qualifier	Count Uncert. (2σ+/-)	Total Uncert. (2σ+/-)	RL	MDC	Unit	Prepared	Analyzed	Dil Fac
Radium-228	-0.0210	U	0.298	0.298	1.00	0.565	pCi/L	02/06/26 08:29	02/17/26 11:57	1

Carrier	*%Yield*	*Qualifier*	*Limits*	*Prepared*	*Analyzed*	*Dil Fac*
Ba Carrier	*87.5*		*30 - 110*	*02/06/26 08:29*	*02/17/26 11:57*	*1*
Y Carrier	*82.6*		*30 - 110*	*02/06/26 08:29*	*02/17/26 11:57*	*1*

Method: TAL-STL Ra226_Ra228 - Combined Radium-226 and Radium-228

Analyte	Result	Qualifier	Count Uncert. (2σ+/-)	Total Uncert. (2σ+/-)	RL	MDC	Unit	Prepared	Analyzed	Dil Fac
Combined Radium 226 + 228	0.223	U	0.312	0.313	5.00	0.565	pCi/L		03/02/26 17:38	1

Client Sample Results

Client: Southern Company
Project/Site: Plant McIntosh - Ash Pond 1

Job ID: 705-56493-3

Client Sample ID: MCI-MGWC-20

Lab Sample ID: 705-56493-16

Date Collected: 02/04/26 11:05
Matrix: Water
Date Received: 02/04/26 13:39

Method: SW846 9315 - Radium-226 (GFPC)

Analyte	Result	Qualifier	Count Uncert. (2σ+/-)	Total Uncert. (2σ+/-)	RL	MDC	Unit	Prepared	Analyzed	Dil Fac
Radium-226	**0.191**		0.100	0.102	1.00	0.133	pCi/L	02/06/26 08:27	03/02/26 12:11	1

Carrier	*%Yield*	*Qualifier*	*Limits*	*Prepared*	*Analyzed*	*Dil Fac*
Ba Carrier	*86.1*		*30 - 110*	*02/06/26 08:27*	*03/02/26 12:11*	*1*

Method: SW846 9320 - Radium-228 (GFPC)

Analyte	Result	Qualifier	Count Uncert. (2σ+/-)	Total Uncert. (2σ+/-)	RL	MDC	Unit	Prepared	Analyzed	Dil Fac
Radium-228	0.454	U	0.415	0.417	1.00	0.662	pCi/L	02/06/26 08:29	02/17/26 11:57	1

Carrier	*%Yield*	*Qualifier*	*Limits*	*Prepared*	*Analyzed*	*Dil Fac*
Ba Carrier	*86.1*		*30 - 110*	*02/06/26 08:29*	*02/17/26 11:57*	*1*
Y Carrier	*81.9*		*30 - 110*	*02/06/26 08:29*	*02/17/26 11:57*	*1*

Method: TAL-STL Ra226_Ra228 - Combined Radium-226 and Radium-228

Analyte	Result	Qualifier	Count Uncert. (2σ+/-)	Total Uncert. (2σ+/-)	RL	MDC	Unit	Prepared	Analyzed	Dil Fac
Combined Radium 226 + 228	0.645	U	0.427	0.429	5.00	0.662	pCi/L		03/02/26 17:38	1

Client Sample ID: MCI-AP1-FD-02

Lab Sample ID: 705-56493-17

Date Collected: 02/04/26 00:00
Matrix: Water
Date Received: 02/04/26 13:39

Method: SW846 9315 - Radium-226 (GFPC)

Analyte	Result	Qualifier	Count Uncert. (2σ+/-)	Total Uncert. (2σ+/-)	RL	MDC	Unit	Prepared	Analyzed	Dil Fac
Radium-226	**0.213**		0.0957	0.0976	1.00	0.117	pCi/L	02/06/26 08:27	03/02/26 12:11	1

Carrier	*%Yield*	*Qualifier*	*Limits*	*Prepared*	*Analyzed*	*Dil Fac*
Ba Carrier	*89.5*		*30 - 110*	*02/06/26 08:27*	*03/02/26 12:11*	*1*

Method: SW846 9320 - Radium-228 (GFPC)

Analyte	Result	Qualifier	Count Uncert. (2σ+/-)	Total Uncert. (2σ+/-)	RL	MDC	Unit	Prepared	Analyzed	Dil Fac
Radium-228	0.103	U	0.310	0.310	1.00	0.550	pCi/L	02/06/26 08:29	02/17/26 11:57	1

Carrier	*%Yield*	*Qualifier*	*Limits*	*Prepared*	*Analyzed*	*Dil Fac*
Ba Carrier	*89.5*		*30 - 110*	*02/06/26 08:29*	*02/17/26 11:57*	*1*
Y Carrier	*83.4*		*30 - 110*	*02/06/26 08:29*	*02/17/26 11:57*	*1*

Client Sample Results

Client: Southern Company
Project/Site: Plant McIntosh - Ash Pond 1

Job ID: 705-56493-3

Client Sample ID: MCI-AP1-FD-02

Lab Sample ID: 705-56493-17

Date Collected: 02/04/26 00:00
Matrix: Water
Date Received: 02/04/26 13:39

Method: TAL-STL Ra226_Ra228 - Combined Radium-226 and Radium-228

Analyte	Result	Qualifier	Count Uncert. (2σ+/-)	Total Uncert. (2σ+/-)	RL	MDC	Unit	Prepared	Analyzed	Dil Fac
Combined Radium 226 + 228	0.316	U	0.324	0.325	5.00	0.550	pCi/L		03/02/26 17:38	1

Client Sample ID: MCI-AP1-FB-02

Lab Sample ID: 705-56493-18

Date Collected: 02/04/26 09:30
Matrix: Water
Date Received: 02/04/26 13:39

Method: SW846 9315 - Radium-226 (GFPC)

Analyte	Result	Qualifier	Count Uncert. (2σ+/-)	Total Uncert. (2σ+/-)	RL	MDC	Unit	Prepared	Analyzed	Dil Fac
Radium-226	0.0820	U	0.0651	0.0655	1.00	0.0936	pCi/L	02/06/26 08:27	03/02/26 12:13	1

Carrier	*%Yield*	*Qualifier*	*Limits*	*Prepared*	*Analyzed*	*Dil Fac*
Ba Carrier	*85.2*		*30 - 110*	*02/06/26 08:27*	*03/02/26 12:13*	*1*

Method: SW846 9320 - Radium-228 (GFPC)

Analyte	Result	Qualifier	Count Uncert. (2σ+/-)	Total Uncert. (2σ+/-)	RL	MDC	Unit	Prepared	Analyzed	Dil Fac
Radium-228	0.295	U	0.435	0.436	1.00	0.732	pCi/L	02/06/26 08:29	02/17/26 11:57	1

Carrier	*%Yield*	*Qualifier*	*Limits*	*Prepared*	*Analyzed*	*Dil Fac*
Ba Carrier	*85.2*		*30 - 110*	*02/06/26 08:29*	*02/17/26 11:57*	*1*
Y Carrier	*80.4*		*30 - 110*	*02/06/26 08:29*	*02/17/26 11:57*	*1*

Method: TAL-STL Ra226_Ra228 - Combined Radium-226 and Radium-228

Analyte	Result	Qualifier	Count Uncert. (2σ+/-)	Total Uncert. (2σ+/-)	RL	MDC	Unit	Prepared	Analyzed	Dil Fac
Combined Radium 226 + 228	0.377	U	0.440	0.441	5.00	0.732	pCi/L		03/02/26 17:38	1

Client Sample ID: MCI-AP1-EB-04

Lab Sample ID: 705-56493-19

Date Collected: 02/04/26 11:30
Matrix: Water
Date Received: 02/04/26 13:39

Method: SW846 9315 - Radium-226 (GFPC)

Analyte	Result	Qualifier	Count Uncert. (2σ+/-)	Total Uncert. (2σ+/-)	RL	MDC	Unit	Prepared	Analyzed	Dil Fac
Radium-226	0.00949	U	0.0456	0.0456	1.00	0.0918	pCi/L	02/06/26 08:27	03/02/26 12:13	1

Carrier	*%Yield*	*Qualifier*	*Limits*	*Prepared*	*Analyzed*	*Dil Fac*
Ba Carrier	*81.0*		*30 - 110*	*02/06/26 08:27*	*03/02/26 12:13*	*1*

Client Sample Results

Client: Southern Company
Project/Site: Plant McIntosh - Ash Pond 1

Job ID: 705-56493-3

Client Sample ID: MCI-AP1-EB-04

Lab Sample ID: 705-56493-19

Date Collected: 02/04/26 11:30
Matrix: Water
Date Received: 02/04/26 13:39

Method: SW846 9320 - Radium-228 (GFPC)

Analyte	Result	Qualifier	Count Uncert. (2σ+/-)	Total Uncert. (2σ+/-)	RL	MDC	Unit	Prepared	Analyzed	Dil Fac
Radium-228	0.0714	U	0.402	0.402	1.00	0.728	pCi/L	02/06/26 08:29	02/17/26 11:49	1

Carrier	*%Yield*	*Qualifier*	*Limits*	*Prepared*	*Analyzed*	*Dil Fac*
Ba Carrier	*81.0*		*30 - 110*	*02/06/26 08:29*	*02/17/26 11:49*	*1*
Y Carrier	*81.1*		*30 - 110*	*02/06/26 08:29*	*02/17/26 11:49*	*1*

Method: TAL-STL Ra226_Ra228 - Combined Radium-226 and Radium-228

Analyte	Result	Qualifier	Count Uncert. (2σ+/-)	Total Uncert. (2σ+/-)	RL	MDC	Unit	Prepared	Analyzed	Dil Fac
Combined Radium 226 + 228	0.0809	U	0.405	0.405	5.00	0.728	pCi/L		03/02/26 17:38	1

Tracer/Carrier Summary

Client: Southern Company
Project/Site: Plant McIntosh - Ash Pond 1

Job ID: 705-56493-3

Method: 9315 - Radium-226 (GFPC)

Matrix: Water **Prep Type: Total/NA**

		Percent Yield (Acceptance Limits)							
Lab Sample ID	Client Sample ID	Ba (30-110)							
705-56493-1	MCI-MGWA-6A	88.1							
705-56493-2	MCI-MGWA-10	81.0							
705-56493-2 DU	MCI-MGWA-10	75.9							
705-56493-3	MCI-MGWA-6	80.1							
705-56493-4	MCI-MGWA-11	80.1							
705-56493-5	MCI-MGWA-5	78.1							
705-56493-6	MCI-MGWC-2	81.5							
705-56493-7	MCI-MGWC-3	81.8							
705-56493-8	MCI-MGWC-7	86.6							
705-56493-9	MCI-MGWC-12	70.5							
705-56493-10	MCI-AP1-FD-01	88.6							
705-56493-11	MCI-AP1-FB-01	85.5							
705-56493-12	MCI-AP1-EB-03	80.1							
705-56493-13	MCI-MGWC-1	84.9							
705-56493-14	MCI-MGWC-8	82.7							
705-56493-15	MCI-MGWC-19	87.5							
705-56493-16	MCI-MGWC-20	86.1							
705-56493-17	MCI-AP1-FD-02	89.5							
705-56493-18	MCI-AP1-FB-02	85.2							
705-56493-19	MCI-AP1-EB-04	81.0							
LCS 160-756676/2-A	Lab Control Sample	84.4							
MB 160-756676/1-A	Method Blank	84.7							

Tracer/Carrier Legend

Ba = Ba Carrier

Method: 9320 - Radium-228 (GFPC)

Matrix: Water **Prep Type: Total/NA**

		Percent Yield (Acceptance Limits)							
Lab Sample ID	Client Sample ID	Ba (30-110)	Y (30-110)						
705-56493-1	MCI-MGWA-6A	88.1	82.6						
705-56493-2	MCI-MGWA-10	81.0	78.1						
705-56493-2 DU	MCI-MGWA-10	75.9	76.6						
705-56493-3	MCI-MGWA-6	80.1	80.4						
705-56493-4	MCI-MGWA-11	80.1	80.4						
705-56493-5	MCI-MGWA-5	78.1	81.5						
705-56493-6	MCI-MGWC-2	81.5	78.9						
705-56493-7	MCI-MGWC-3	81.8	79.6						
705-56493-8	MCI-MGWC-7	86.6	81.5						
705-56493-9	MCI-MGWC-12	70.5	81.5						
705-56493-10	MCI-AP1-FD-01	88.6	80.4						
705-56493-11	MCI-AP1-FB-01	85.5	81.1						
705-56493-12	MCI-AP1-EB-03	80.1	81.9						
705-56493-13	MCI-MGWC-1	84.9	81.1						
705-56493-14	MCI-MGWC-8	82.7	78.9						
705-56493-15	MCI-MGWC-19	87.5	82.6						
705-56493-16	MCI-MGWC-20	86.1	81.9						
705-56493-17	MCI-AP1-FD-02	89.5	83.4						

Tracer/Carrier Summary

Client: Southern Company
Job ID: 705-56493-3
Project/Site: Plant McIntosh - Ash Pond 1

Method: 9320 - Radium-228 (GFPC) (Continued)

Matrix: Water
Prep Type: Total/NA

		Percent Yield (Acceptance Limits)								
		Ba	Y							
Lab Sample ID	**Client Sample ID**	**(30-110)**	**(30-110)**							
705-56493-18	MCI-AP1-FB-02	85.2	80.4							
705-56493-19	MCI-AP1-EB-04	81.0	81.1							
LCS 160-756677/2-A	Lab Control Sample	84.4	81.1							
MB 160-756677/1-A	Method Blank	84.7	81.5							

Tracer/Carrier Legend

Ba = Ba Carrier

Y = Y Carrier

Method Summary

Client: Southern Company
Project/Site: Plant McIntosh - Ash Pond 1

Job ID: 705-56493-3

Method	Method Description	Protocol	Laboratory
9315	Radium-226 (GFPC)	SW846	EET SL
9320	Radium-228 (GFPC)	SW846	EET SL
Ra226_Ra228	Combined Radium-226 and Radium-228	TAL-STL	EET SL
PrecSep_0	Preparation, Precipitate Separation	None	EET SL
PrecSep-21	Preparation, Precipitate Separation (21-Day In-Growth)	None	EET SL

Protocol References:

None = None

SW846 = "Test Methods For Evaluating Solid Waste, Physical/Chemical Methods", Third Edition, November 1986 And Its Updates.

TAL-STL = TestAmerica Laboratories, St. Louis, Facility Standard Operating Procedure.

Laboratory References:

EET SL = Eurofins St. Louis, 13715 Rider Trail North, Earth City, MO 63045, TEL (314)298-8566

Lab Chronicle

Client: Southern Company
Project/Site: Plant McIntosh - Ash Pond 1

Job ID: 705-56493-3

Client Sample ID: MCI-MGWA-6A

Lab Sample ID: 705-56493-1
Date Collected: 02/02/26 15:43
Matrix: Water
Date Received: 02/04/26 13:39

Prep Type	Batch Type	Batch Method	Run	Dilution Factor	Batch Number	Analyst	Lab	Prepared or Analyzed
Total/NA	Prep	PrecSep-21			756676	VLQ	EET SL	02/06/26 08:27
Total/NA	Analysis	9315		1	759497	FLC	EET SL	03/02/26 09:01
Total/NA	Prep	PrecSep_0			756677	VLQ	EET SL	02/06/26 08:29
Total/NA	Analysis	9320		1	757723	EJS	EET SL	02/17/26 11:44
Total/NA	Analysis	Ra226_Ra228		1	758210	FLC	EET SL	02/23/26 12:48

Client Sample ID: MCI-MGWA-10

Lab Sample ID: 705-56493-2
Date Collected: 02/03/26 10:13
Matrix: Water
Date Received: 02/04/26 13:39

Prep Type	Batch Type	Batch Method	Run	Dilution Factor	Batch Number	Analyst	Lab	Prepared or Analyzed
Total/NA	Prep	PrecSep-21			756676	VLQ	EET SL	02/06/26 08:27
Total/NA	Analysis	9315		1	759497	FLC	EET SL	03/02/26 09:02
Total/NA	Prep	PrecSep_0			756677	VLQ	EET SL	02/06/26 08:29
Total/NA	Analysis	9320		1	757723	EJS	EET SL	02/17/26 11:44
Total/NA	Analysis	Ra226_Ra228		1	758210	FLC	EET SL	02/23/26 12:48

Client Sample ID: MCI-MGWA-6

Lab Sample ID: 705-56493-3
Date Collected: 02/03/26 10:03
Matrix: Water
Date Received: 02/04/26 13:39

Prep Type	Batch Type	Batch Method	Run	Dilution Factor	Batch Number	Analyst	Lab	Prepared or Analyzed
Total/NA	Prep	PrecSep-21			756676	VLQ	EET SL	02/06/26 08:27
Total/NA	Analysis	9315		1	759497	FLC	EET SL	03/02/26 09:02
Total/NA	Prep	PrecSep_0			756677	VLQ	EET SL	02/06/26 08:29
Total/NA	Analysis	9320		1	757723	EJS	EET SL	02/17/26 11:44
Total/NA	Analysis	Ra226_Ra228		1	758210	FLC	EET SL	02/23/26 12:48

Client Sample ID: MCI-MGWA-11

Lab Sample ID: 705-56493-4
Date Collected: 02/03/26 12:00
Matrix: Water
Date Received: 02/04/26 13:39

Prep Type	Batch Type	Batch Method	Run	Dilution Factor	Batch Number	Analyst	Lab	Prepared or Analyzed
Total/NA	Prep	PrecSep-21			756676	VLQ	EET SL	02/06/26 08:27
Total/NA	Analysis	9315		1	759497	FLC	EET SL	03/02/26 09:02
Total/NA	Prep	PrecSep_0			756677	VLQ	EET SL	02/06/26 08:29
Total/NA	Analysis	9320		1	757725	MLK	EET SL	02/17/26 11:56
Total/NA	Analysis	Ra226_Ra228		1	758210	FLC	EET SL	02/23/26 12:48

Lab Chronicle

Client: Southern Company
Project/Site: Plant McIntosh - Ash Pond 1

Job ID: 705-56493-3

Client Sample ID: MCI-MGWA-5

Lab Sample ID: 705-56493-5
Date Collected: 02/03/26 11:19
Matrix: Water
Date Received: 02/04/26 13:39

Prep Type	Batch Type	Batch Method	Run	Dilution Factor	Batch Number	Analyst	Lab	Prepared or Analyzed
Total/NA	Prep	PrecSep-21			756676	VLQ	EET SL	02/06/26 08:27
Total/NA	Analysis	9315		1	759497	FLC	EET SL	03/02/26 09:03
Total/NA	Prep	PrecSep_0			756677	VLQ	EET SL	02/06/26 08:29
Total/NA	Analysis	9320		1	757725	MLK	EET SL	02/17/26 11:56
Total/NA	Analysis	Ra226_Ra228		1	758210	FLC	EET SL	02/23/26 12:48

Client Sample ID: MCI-MGWC-2

Lab Sample ID: 705-56493-6
Date Collected: 02/03/26 15:30
Matrix: Water
Date Received: 02/04/26 13:39

Prep Type	Batch Type	Batch Method	Run	Dilution Factor	Batch Number	Analyst	Lab	Prepared or Analyzed
Total/NA	Prep	PrecSep-21			756676	VLQ	EET SL	02/06/26 08:27
Total/NA	Analysis	9315		1	759497	FLC	EET SL	03/02/26 09:03
Total/NA	Prep	PrecSep_0			756677	VLQ	EET SL	02/06/26 08:29
Total/NA	Analysis	9320		1	757725	MLK	EET SL	02/17/26 11:56
Total/NA	Analysis	Ra226_Ra228		1	758210	FLC	EET SL	02/23/26 12:48

Client Sample ID: MCI-MGWC-3

Lab Sample ID: 705-56493-7
Date Collected: 02/03/26 13:52
Matrix: Water
Date Received: 02/04/26 13:39

Prep Type	Batch Type	Batch Method	Run	Dilution Factor	Batch Number	Analyst	Lab	Prepared or Analyzed
Total/NA	Prep	PrecSep-21			756676	VLQ	EET SL	02/06/26 08:27
Total/NA	Analysis	9315		1	759497	FLC	EET SL	03/02/26 09:03
Total/NA	Prep	PrecSep_0			756677	VLQ	EET SL	02/06/26 08:29
Total/NA	Analysis	9320		1	757725	MLK	EET SL	02/17/26 11:57
Total/NA	Analysis	Ra226_Ra228		1	758210	FLC	EET SL	02/23/26 12:48

Client Sample ID: MCI-MGWC-7

Lab Sample ID: 705-56493-8
Date Collected: 02/03/26 15:57
Matrix: Water
Date Received: 02/04/26 13:39

Prep Type	Batch Type	Batch Method	Run	Dilution Factor	Batch Number	Analyst	Lab	Prepared or Analyzed
Total/NA	Prep	PrecSep-21			756676	VLQ	EET SL	02/06/26 08:27
Total/NA	Analysis	9315		1	759497	FLC	EET SL	03/02/26 09:03
Total/NA	Prep	PrecSep_0			756677	VLQ	EET SL	02/06/26 08:29
Total/NA	Analysis	9320		1	757725	MLK	EET SL	02/17/26 11:57
Total/NA	Analysis	Ra226_Ra228		1	758210	FLC	EET SL	02/23/26 12:48

Lab Chronicle

Client: Southern Company
Project/Site: Plant McIntosh - Ash Pond 1

Job ID: 705-56493-3

Client Sample ID: MCI-MGWC-12

Lab Sample ID: 705-56493-9
Date Collected: 02/03/26 14:10
Matrix: Water
Date Received: 02/04/26 13:39

Prep Type	Batch Type	Batch Method	Run	Dilution Factor	Batch Number	Analyst	Lab	Prepared or Analyzed
Total/NA	Prep	PrecSep-21			756676	VLQ	EET SL	02/06/26 08:27
Total/NA	Analysis	9315		1	759497	FLC	EET SL	03/02/26 09:04
Total/NA	Prep	PrecSep_0			756677	VLQ	EET SL	02/06/26 08:29
Total/NA	Analysis	9320		1	757725	MLK	EET SL	02/17/26 11:57
Total/NA	Analysis	Ra226_Ra228		1	758210	FLC	EET SL	03/02/26 17:38

Client Sample ID: MCI-AP1-FD-01

Lab Sample ID: 705-56493-10
Date Collected: 02/03/26 00:00
Matrix: Water
Date Received: 02/04/26 13:39

Prep Type	Batch Type	Batch Method	Run	Dilution Factor	Batch Number	Analyst	Lab	Prepared or Analyzed
Total/NA	Prep	PrecSep-21			756676	VLQ	EET SL	02/06/26 08:27
Total/NA	Analysis	9315		1	759497	FLC	EET SL	03/02/26 09:04
Total/NA	Prep	PrecSep_0			756677	VLQ	EET SL	02/06/26 08:29
Total/NA	Analysis	9320		1	757725	MLK	EET SL	02/17/26 11:57
Total/NA	Analysis	Ra226_Ra228		1	758210	FLC	EET SL	03/02/26 17:38

Client Sample ID: MCI-AP1-FB-01

Lab Sample ID: 705-56493-11
Date Collected: 02/03/26 13:55
Matrix: Water
Date Received: 02/04/26 13:39

Prep Type	Batch Type	Batch Method	Run	Dilution Factor	Batch Number	Analyst	Lab	Prepared or Analyzed
Total/NA	Prep	PrecSep-21			756676	VLQ	EET SL	02/06/26 08:27
Total/NA	Analysis	9315		1	759497	FLC	EET SL	03/02/26 09:04
Total/NA	Prep	PrecSep_0			756677	VLQ	EET SL	02/06/26 08:29
Total/NA	Analysis	9320		1	757725	MLK	EET SL	02/17/26 11:57
Total/NA	Analysis	Ra226_Ra228		1	758210	FLC	EET SL	03/02/26 17:38

Client Sample ID: MCI-AP1-EB-03

Lab Sample ID: 705-56493-12
Date Collected: 02/03/26 16:05
Matrix: Water
Date Received: 02/04/26 13:39

Prep Type	Batch Type	Batch Method	Run	Dilution Factor	Batch Number	Analyst	Lab	Prepared or Analyzed
Total/NA	Prep	PrecSep-21			756676	VLQ	EET SL	02/06/26 08:27
Total/NA	Analysis	9315		1	759497	FLC	EET SL	03/02/26 09:04
Total/NA	Prep	PrecSep_0			756677	VLQ	EET SL	02/06/26 08:29
Total/NA	Analysis	9320		1	757725	MLK	EET SL	02/17/26 11:57
Total/NA	Analysis	Ra226_Ra228		1	758210	FLC	EET SL	03/02/26 17:38

Lab Chronicle

Client: Southern Company
Project/Site: Plant McIntosh - Ash Pond 1

Job ID: 705-56493-3

Client Sample ID: MCI-MGWC-1

Lab Sample ID: 705-56493-13

Date Collected: 02/04/26 09:41
Date Received: 02/04/26 13:39

Matrix: Water

Prep Type	Batch Type	Batch Method	Run	Dilution Factor	Batch Number	Analyst	Lab	Prepared or Analyzed
Total/NA	Prep	PrecSep-21			756676	VLQ	EET SL	02/06/26 08:27
Total/NA	Analysis	9315		1	759497	FLC	EET SL	03/02/26 09:04
Total/NA	Prep	PrecSep_0			756677	VLQ	EET SL	02/06/26 08:29
Total/NA	Analysis	9320		1	757725	MLK	EET SL	02/17/26 11:57
Total/NA	Analysis	Ra226_Ra228		1	758210	FLC	EET SL	03/02/26 17:38

Client Sample ID: MCI-MGWC-8

Lab Sample ID: 705-56493-14

Date Collected: 02/04/26 11:07
Date Received: 02/04/26 13:39

Matrix: Water

Prep Type	Batch Type	Batch Method	Run	Dilution Factor	Batch Number	Analyst	Lab	Prepared or Analyzed
Total/NA	Prep	PrecSep-21			756676	VLQ	EET SL	02/06/26 08:27
Total/NA	Analysis	9315		1	759497	FLC	EET SL	03/02/26 09:04
Total/NA	Prep	PrecSep_0			756677	VLQ	EET SL	02/06/26 08:29
Total/NA	Analysis	9320		1	757725	MLK	EET SL	02/17/26 11:57
Total/NA	Analysis	Ra226_Ra228		1	758210	FLC	EET SL	03/02/26 17:38

Client Sample ID: MCI-MGWC-19

Lab Sample ID: 705-56493-15

Date Collected: 02/04/26 09:37
Date Received: 02/04/26 13:39

Matrix: Water

Prep Type	Batch Type	Batch Method	Run	Dilution Factor	Batch Number	Analyst	Lab	Prepared or Analyzed
Total/NA	Prep	PrecSep-21			756676	VLQ	EET SL	02/06/26 08:27
Total/NA	Analysis	9315		1	759472	FLC	EET SL	03/02/26 12:11
Total/NA	Prep	PrecSep_0			756677	VLQ	EET SL	02/06/26 08:29
Total/NA	Analysis	9320		1	757725	MLK	EET SL	02/17/26 11:57
Total/NA	Analysis	Ra226_Ra228		1	758210	FLC	EET SL	03/02/26 17:38

Client Sample ID: MCI-MGWC-20

Lab Sample ID: 705-56493-16

Date Collected: 02/04/26 11:05
Date Received: 02/04/26 13:39

Matrix: Water

Prep Type	Batch Type	Batch Method	Run	Dilution Factor	Batch Number	Analyst	Lab	Prepared or Analyzed
Total/NA	Prep	PrecSep-21			756676	VLQ	EET SL	02/06/26 08:27
Total/NA	Analysis	9315		1	759472	FLC	EET SL	03/02/26 12:11
Total/NA	Prep	PrecSep_0			756677	VLQ	EET SL	02/06/26 08:29
Total/NA	Analysis	9320		1	757725	MLK	EET SL	02/17/26 11:57
Total/NA	Analysis	Ra226_Ra228		1	758210	FLC	EET SL	03/02/26 17:38

Lab Chronicle

Client: Southern Company
Project/Site: Plant McIntosh - Ash Pond 1

Job ID: 705-56493-3

Client Sample ID: MCI-AP1-FD-02

Lab Sample ID: 705-56493-17

Date Collected: 02/04/26 00:00
Matrix: Water
Date Received: 02/04/26 13:39

Prep Type	Batch Type	Batch Method	Run	Dilution Factor	Batch Number	Analyst	Lab	Prepared or Analyzed
Total/NA	Prep	PrecSep-21			756676	VLQ	EET SL	02/06/26 08:27
Total/NA	Analysis	9315		1	759472	FLC	EET SL	03/02/26 12:11
Total/NA	Prep	PrecSep_0			756677	VLQ	EET SL	02/06/26 08:29
Total/NA	Analysis	9320		1	757725	MLK	EET SL	02/17/26 11:57
Total/NA	Analysis	Ra226_Ra228		1	758210	FLC	EET SL	03/02/26 17:38

Client Sample ID: MCI-AP1-FB-02

Lab Sample ID: 705-56493-18

Date Collected: 02/04/26 09:30
Matrix: Water
Date Received: 02/04/26 13:39

Prep Type	Batch Type	Batch Method	Run	Dilution Factor	Batch Number	Analyst	Lab	Prepared or Analyzed
Total/NA	Prep	PrecSep-21			756676	VLQ	EET SL	02/06/26 08:27
Total/NA	Analysis	9315		1	759472	FLC	EET SL	03/02/26 12:13
Total/NA	Prep	PrecSep_0			756677	VLQ	EET SL	02/06/26 08:29
Total/NA	Analysis	9320		1	757725	MLK	EET SL	02/17/26 11:57
Total/NA	Analysis	Ra226_Ra228		1	758210	FLC	EET SL	03/02/26 17:38

Client Sample ID: MCI-AP1-EB-04

Lab Sample ID: 705-56493-19

Date Collected: 02/04/26 11:30
Matrix: Water
Date Received: 02/04/26 13:39

Prep Type	Batch Type	Batch Method	Run	Dilution Factor	Batch Number	Analyst	Lab	Prepared or Analyzed
Total/NA	Prep	PrecSep-21			756676	VLQ	EET SL	02/06/26 08:27
Total/NA	Analysis	9315		1	759472	FLC	EET SL	03/02/26 12:13
Total/NA	Prep	PrecSep_0			756677	VLQ	EET SL	02/06/26 08:29
Total/NA	Analysis	9320		1	757695	MLK	EET SL	02/17/26 11:49
Total/NA	Analysis	Ra226_Ra228		1	758210	FLC	EET SL	03/02/26 17:38

Laboratory References:

EET SL = Eurofins St. Louis, 13715 Rider Trail North, Earth City, MO 63045, TEL (314)298-8566

QC Sample Results

Client: Southern Company
Project/Site: Plant McIntosh - Ash Pond 1

Job ID: 705-56493-3

Method: 9315 - Radium-226 (GFPC)

Lab Sample ID: MB 160-756676/1-A — **Client Sample ID: Method Blank**
Matrix: Water — **Prep Type: Total/NA**
Analysis Batch: 759472 — **Prep Batch: 756676**

Analyte	MB Result	MB Qualifier	Count Uncert. (2σ+/-)	Total Uncert. (2σ+/-)	RL	MDC	Unit	Prepared	Analyzed	Dil Fac
Radium-226	0.01273	U	0.0590	0.0590	1.00	0.113	pCi/L	02/06/26 08:27	03/02/26 08:49	1

Carrier	*MB %Yield*	*MB Qualifier*	*Limits*	*Prepared*	*Analyzed*	*Dil Fac*
Ba Carrier	*84.7*		*30 - 110*	*02/06/26 08:27*	*03/02/26 08:49*	*1*

Lab Sample ID: LCS 160-756676/2-A — **Client Sample ID: Lab Control Sample**
Matrix: Water — **Prep Type: Total/NA**
Analysis Batch: 759472 — **Prep Batch: 756676**

Analyte			Spike Added	LCS Result	LCS Qual	Total Uncert. (2σ+/-)	RL	MDC	Unit	%Rec	%Rec Limits		
Radium-226			9.57	9.226		0.977	1.00	0.0934	pCi/L	96	75 - 125		

Carrier	*LCS %Yield*	*LCS Qualifier*	*Limits*
Ba Carrier	*84.4*		*30 - 110*

Lab Sample ID: 705-56493-2 DU — **Client Sample ID: MCI-MGWA-10**
Matrix: Water — **Prep Type: Total/NA**
Analysis Batch: 759497 — **Prep Batch: 756676**

Analyte	Sample Result	Sample Qual		DU Result	DU Qual	Total Uncert. (2σ+/-)	RL	MDC	Unit			RER	RER Limit
Radium-226	0.392			0.3443		0.131	1.00	0.141	pCi/L			0.19	1

Carrier	*DU %Yield*	*DU Qualifier*	*Limits*
Ba Carrier	*75.9*		*30 - 110*

Method: 9320 - Radium-228 (GFPC)

Lab Sample ID: MB 160-756677/1-A — **Client Sample ID: Method Blank**
Matrix: Water — **Prep Type: Total/NA**
Analysis Batch: 757723 — **Prep Batch: 756677**

Analyte	MB Result	MB Qualifier	Count Uncert. (2σ+/-)	Total Uncert. (2σ+/-)	RL	MDC	Unit	Prepared	Analyzed	Dil Fac
Radium-228	0.02117	U	0.270	0.270	1.00	0.508	pCi/L	02/06/26 08:29	02/17/26 11:44	1

Carrier	*MB %Yield*	*MB Qualifier*	*Limits*	*Prepared*	*Analyzed*	*Dil Fac*
Ba Carrier	*84.7*		*30 - 110*	*02/06/26 08:29*	*02/17/26 11:44*	*1*
Y Carrier	*81.5*		*30 - 110*	*02/06/26 08:29*	*02/17/26 11:44*	*1*

Method: 9320 - Radium-228 (GFPC) (Continued)

Lab Sample ID: LCS 160-756677/2-A
Matrix: Water
Analysis Batch: 757723

Client Sample ID: Lab Control Sample
Prep Type: Total/NA
Prep Batch: 756677

Analyte			Spike Added	LCS Result	LCS Qual	Total Uncert. (2σ+/-)	RL	MDC	Unit	%Rec	%Rec Limits		
Radium-228			9.42	10.29		1.40	1.00	0.591	pCi/L	109	75 - 125		

Carrier	*LCS %Yield*	*LCS Qualifier*	*Limits*
Ba Carrier	*84.4*		*30 - 110*
Y Carrier	*81.1*		*30 - 110*

Lab Sample ID: 705-56493-2 DU
Matrix: Water
Analysis Batch: 757723

Client Sample ID: MCI-MGWA-10
Prep Type: Total/NA
Prep Batch: 756677

Analyte	Sample Result	Sample Qual		DU Result	DU Qual	Total Uncert. (2σ+/-)	RL	MDC	Unit			RER	RER Limit
Radium-228	0.587	U		0.4112	U	0.391	1.00	0.619	pCi/L			0.22	1

Carrier	*DU %Yield*	*DU Qualifier*	*Limits*
Ba Carrier	*75.9*		*30 - 110*
Y Carrier	*76.6*		*30 - 110*

Accreditation/Certification Summary

Client: Southern Company
Project/Site: Plant McIntosh - Ash Pond 1

Job ID: 705-56493-3

Laboratory: Eurofins St. Louis

The accreditations/certifications listed below are applicable to this report.

Authority	Program	Identification Number	Expiration Date
Florida	NELAP	E87689	06-30-26

eurofins | Environment Testing

ANALYTICAL REPORT

PREPARED FOR

Attn: Kevin Stephenson
Southern Company
241 Ralph McGill Blvd SE
B10185
Atlanta, Georgia (St) 30308

Generated 4/1/2026 2:31:13 PM Revision 2

JOB DESCRIPTION

Plant McIntosh - Ash Pond 1 New Well

JOB NUMBER

705-59039-1

Eurofins Atlanta
3080 Presidential Dr
Atlanta GA 30340

See page two for job notes and contact information.

my EOL

Eurofins Atlanta

Job Notes

The test results in this report relate only to the samples as received by the laboratory and will meet all requirements of the methodology, with any exceptions noted. This report shall not be reproduced except in full, without the express written approval of the laboratory. All questions should be directed to the Eurofins Environment Testing Southeast, LLC Project Manager.

Authorization

Generated
4/1/2026 2:31:13 PM
Revision 2

Authorized for release by
David Fuller, Project Manager
David.Fuller@et.eurofinsus.com
(770)344-8986

Table of Contents

Cover Page 1
Table of Contents 3
Sample Summary 4
Chain of Custody 5
Receipt Checklists 6
Definitions/Glossary 7
Case Narrative 8
Detection Summary 9
Client Sample Results 10
Method Summary 11
Lab Chronicle 12
QC Sample Results 13
Certification Summary 17

Sample Summary

Client: Southern Company
Project/Site: Plant McIntosh - Ash Pond 1 New Well

Job ID: 705-59039-1

Lab Sample ID	Client Sample ID	Matrix	Collected	Received	Sample Origin
705-59039-1	MCI-MGWC-25	Water	02/26/26 14:18	02/27/26 07:30	Georgia (St)

Eurofins Atlanta
3080 Presidential Dr
Atlanta, GA 30340
Phone (770) 457-8177

Chain of Custody Record

eurofins

705-59039 COC

Client Information	Sampler: Joshua Nay (ACC)	Lab PM: David Fuller / Phone: 770-344-8986	Carrier Tracking No(s):
Client Contact: SCS Contacts	Phone: 770-594-5998	E-Mail: david.fuller@et.eurofinsus.com	
Company: GA Power			
Address: 241 Ralph McGill Blvd SE	Due Date Requested:		
City: Atlanta	TAT Requested (days):		
State, Zip: GA, 30308			
Phone: 404-506-7116(Tel)	Lab Project #: 70505835		
Email: SCS Contacts / ACC Contacts	PO #: GPC82130-0002 / PO Line #5		
Project Name: Plant McIntosh - Ash Pond 1 New Well	Project #:		
Site: Georgia	SSOW#:		

Analysis Requested

Sample Identification	Sample Date (mm/dd/yy)	Sample Time (hhmm)	Sample Type (C=comp, G=grab)	Matrix (WG=ground water, WS=surface water, WQ=quality control)	Field Filtered Sample (Yes or No)	Perform MS/MSD (Yes or No)	300_ORGFM_28D - Chloride, Fluoride, Sulfate	2540C_Calcd - Total Dissolved Solids (TDS)	6010D - App III Metals: B, Ca	6020B - App IV Metals: Sb,As,Ba,Be,Cd,Cr,Co,Pb,Mo,Se,Tl	6010D - Lithium	7470A - App IV Mercury	9315_Ra226 - Radium-226 (GFPC) - 21 day decay	9320_Ra228 - Radium-228 (GFPC) - 21 day decay	Ra226Ra228_GFPC - Combined Radium 226 and 228	Number of containers
					Preservation Code:		I	I	D	D	D	D	D	D	D	
MCI-MGWC-25	02/20/26	1418	G	WG	N	N	X	X	X	X	X	X	X	X	X	

Preservation Codes:
A - HCL
B - NaOH
C - Zn Acetate
D - Nitric Acid
E - NaHSO4
F - MeOH
G - Amchlor
H - Ascorbic Acid
I - Ice
J - DI Water
K - EDTA
L - EDA
M - Hexane
N - None
O - AsNaO2
P - Na2O4S
Q - Na2SO3
R - Na2S2O3
S - H2SO4
T - TSP Dodecahydrate
U - Acetone
V - MCAA
W - pH < 5
Z - other (specify)
Other:

Task_Code: MCI-CCR-ASSMT-2026S1

Special Instructions/Note: Full APP III + APP IV

Possible Hazard Identification: ☐ Non-Hazard ☐ Flammable ☐ Skin Irritant ☐ Poison B ☐ Unknown ☐ Radiological

Sample Disposal (A fee may be assessed if samples are retained longer than 1 month): ☐ Return To Client ☐ Disposal By Lab ☐ Archive For _____ Months

Deliverable Requested: I, II, III, IV, Other (specify)

Special Instructions/QC Requirements:

Empty Kit Relinquished by:	Date:	Time:	Method of Shipment:

Relinquished by	Date/Time	Company	Received by	Date/Time	Company
[signature]	02-20-26 1544	ACC	[signature]	2/26/26 1544	
[signature]	2/26/26 1545		[signature]	02/26/26 1545	
				02/27/26 0730	

Custody Seals Intact: Δ Yes Δ No

Custody Seal No.:

Cooler Temperature(s) °C and Other Remarks: 0.4 / [illegible]

Ver: 01/16/2019

Login Sample Receipt Checklist

Client: Southern Company

Job Number: 705-59039-1

Login Number: 59039
List Number: 1
Creator: Taylor, Renee

List Source: Eurofins Atlanta

Question	Answer	Comment
The cooler's custody seal, if present, is intact.	True	
The cooler does not appear to have been compromised or tampered with.	True	
Samples were received on ice.	True	
Cooler Temperature is acceptable.	True	
Cooler Temperature is recorded.	True	
COC present.	True	
COC is filled out in ink and legible.	True	
COC is filled out with all pertinent information.	True	
Sample custody seals, if present, are intact.	True	
Sample collection date/times are provided.	True	
The samples do not appear to have been compromised or tampered with.	True	
Containers are not broken or leaking.	True	
There are no discrepancies between the containers received and the COC.	True	
Sample containers have legible labels.	True	
Appropriate sample containers were rec'd and sufficient volume for all analyses.	True	
Samples are received within Holding Time (excluding tests with immediate HTs).	True	
Containers requiring zero headspace have no headspace or bubble is <6mm (1/4").	True	
Is there sufficient air space in bottle for bacteriological analysis.	N/A	

Definitions/Glossary

Client: Southern Company
Project/Site: Plant McIntosh - Ash Pond 1 New Well

Job ID: 705-59039-1

Qualifiers

HPLC/IC

Qualifier	Qualifier Description
F1	MS and/or MSD recovery exceeds control limits.
J	Result is less than the RL but greater than or equal to the MDL and the concentration is an approximate value.

Metals

Qualifier	Qualifier Description
J	Result is less than the RL but greater than or equal to the MDL and the concentration is an approximate value.

Glossary

Abbreviation	These commonly used abbreviations may or may not be present in this report.
☼	Listed under the "D" column to designate that the result is reported on a dry weight basis
%R	Percent Recovery
CFL	Contains Free Liquid
CFU	Colony Forming Unit
CNF	Contains No Free Liquid
DER	Duplicate Error Ratio (normalized absolute difference)
Dil Fac	Dilution Factor
DL	Detection Limit (DoD/DOE)
DL, RA, RE, IN	Indicates a Dilution, Re-analysis, Re-extraction, or additional Initial metals/anion analysis of the sample
DLC	Decision Level Concentration (Radiochemistry)
EDL	Estimated Detection Limit (Dioxin)
LOD	Limit of Detection (DoD/DOE)
LOQ	Limit of Quantitation (DoD/DOE)
MCL	EPA recommended "Maximum Contaminant Level"
MDA	Minimum Detectable Activity (Radiochemistry)
MDC	Minimum Detectable Concentration (Radiochemistry)
MDL	Method Detection Limit
ML	Minimum Level (Dioxin)
MPN	Most Probable Number
MQL	Method Quantitation Limit
NC	Not Calculated
ND	Not Detected at the reporting limit (or MDL or EDL if shown)
NEG	Negative / Absent
POS	Positive / Present
PQL	Practical Quantitation Limit
PRES	Presumptive
QC	Quality Control
RER	Relative Error Ratio (Radiochemistry)
RL	Reporting Limit or Requested Limit (Radiochemistry)
RPD	Relative Percent Difference, a measure of the relative difference between two points
TEF	Toxicity Equivalent Factor (Dioxin)
TEQ	Toxicity Equivalent Quotient (Dioxin)
TNTC	Too Numerous To Count

Job Narrative
705-59039-1

Revision 2
The report being provided is a revision of the original report sent on 3/9/2026. The report is being revised again in order to correct the report formatter to report results above the MDL, but below the RL.

Report revision history
Revision 1 - 3/16/2026 - Reason - in order to correct the receipt date & time at Eurofins Atlanta.

The analytical test results presented in this report meet all requirements of the associated regulatory program listed on the Accreditation/Certification Summary Page, unless otherwise noted. Data qualifiers and/or narrative comments are included to explain any exceptions, if applicable. Regulated compliance samples (e.g. SDWA, NPDES) must comply with associated agency requirements/permits.

- Matrix-specific batch QC (e.g., MS, MSD, SD) may not be reported when insufficient sample volume is available or when site-specific QC samples are not submitted. In such cases, a Laboratory Control Sample Duplicate (LCSD) may be analyzed to provide precision data for the batch.
- For samples analyzed using surrogate and/or isotope dilution analytes, any recoveries falling outside of established acceptance criteria are re-prepared and/or re-analyzed to confirm results, unless the deviation is due to sample dilution or otherwise explained in the case narrative.

Receipt
The sample was received on 2/27/2026 7:30 AM. Unless otherwise noted below, the sample arrived in good condition, and, where required, properly preserved and on ice. The temperature of the cooler at receipt time was 0.4°C.

HPLC/IC
Method 300.0: The matrix spike / matrix spike duplicate (MS/MSD) recoveries and precision for analytical batch 705-117217 were outside control limits. Sample matrix interference and/or non-homogeneity are suspected because the associated laboratory control sample / laboratory sample control duplicate (LCS/LCSD) precision was within acceptance limits.

No additional analytical or quality issues were noted, other than those described above or in the Definitions/ Glossary page.

Metals
No additional analytical or quality issues were noted, other than those described above or in the Definitions/ Glossary page.

General Chemistry
No additional analytical or quality issues were noted, other than those described above or in the Definitions/ Glossary page.

Detection Summary

Client: Southern Company
Project/Site: Plant McIntosh - Ash Pond 1 New Well

Job ID: 705-59039-1

Client Sample ID: MCI-MGWC-25 — Lab Sample ID: 705-59039-1

Analyte	Result	Qualifier	RL	MDL	Unit	Dil Fac	D	Method	Prep Type
Chloride	8.2		1.0	0.98	mg/L	1		300.0	Total/NA
Fluoride	0.098	J F1	0.20	0.081	mg/L	1		300.0	Total/NA
Sulfate	140		10	7.7	mg/L	10		300.0	Total/NA
Boron	1.6		0.080	0.026	mg/L	1		6010D	Total/NA
Calcium	27		0.10	0.038	mg/L	1		6010D	Total/NA
Lithium	0.036		0.020	0.0037	mg/L	1		6010D	Total/NA
Barium	0.019		0.010	0.00041	mg/L	1		6020B	Total Recoverable
Beryllium	0.0021		0.0010	0.00015	mg/L	1		6020B	Total Recoverable
Cobalt	0.023		0.0050	0.00041	mg/L	1		6020B	Total Recoverable
Selenium	0.0051		0.0050	0.0023	mg/L	1		6020B	Total Recoverable
Thallium	0.00030	J	0.0010	0.00019	mg/L	1		6020B	Total Recoverable
Total Dissolved Solids	270		10	10	mg/L	1		2540C - 2015	Total/NA

This Detection Summary does not include radiochemical test results.

Client Sample Results

Client: Southern Company
Project/Site: Plant McIntosh - Ash Pond 1 New Well

Job ID: 705-59039-1

Client Sample ID: MCI-MGWC-25

Date Collected: 02/26/26 14:18
Date Received: 02/27/26 07:30

Lab Sample ID: 705-59039-1

Matrix: Water

Method: EPA 300.0 - Anions, Ion Chromatography

Analyte	Result	Qualifier	RL	MDL	Unit	D	Prepared	Analyzed	Dil Fac
Chloride	**8.2**		1.0	0.98	mg/L			02/28/26 11:54	1
Fluoride	**0.098**	**J F1**	0.20	0.081	mg/L			02/28/26 11:54	1
Sulfate	**140**		10	7.7	mg/L			02/28/26 14:33	10

Method: SW846 6010D - Metals (ICP)

Analyte	Result	Qualifier	RL	MDL	Unit	D	Prepared	Analyzed	Dil Fac
Boron	**1.6**		0.080	0.026	mg/L		03/02/26 16:24	03/03/26 18:14	1
Calcium	**27**		0.10	0.038	mg/L		03/02/26 16:24	03/03/26 18:14	1
Lithium	**0.036**		0.020	0.0037	mg/L		03/02/26 16:24	03/03/26 18:14	1

Method: SW846 6020B - Metals (ICP/MS) - Total Recoverable

Analyte	Result	Qualifier	RL	MDL	Unit	D	Prepared	Analyzed	Dil Fac
Antimony	<0.0025		0.0050	0.0025	mg/L		03/02/26 07:36	03/02/26 17:01	1
Arsenic	<0.0013		0.0050	0.0013	mg/L		03/02/26 07:36	03/02/26 17:01	1
Barium	**0.019**		0.010	0.00041	mg/L		03/02/26 07:36	03/02/26 17:01	1
Beryllium	**0.0021**		0.0010	0.00015	mg/L		03/02/26 07:36	03/02/26 17:01	1
Cadmium	<0.00024		0.00070	0.00024	mg/L		03/02/26 07:36	03/02/26 17:01	1
Chromium	<0.0037		0.0050	0.0037	mg/L		03/02/26 07:36	03/02/26 17:01	1
Cobalt	**0.023**		0.0050	0.00041	mg/L		03/02/26 07:36	03/02/26 17:01	1
Lead	<0.00086		0.0010	0.00086	mg/L		03/02/26 07:36	03/02/26 17:01	1
Molybdenum	<0.00069		0.0050	0.00069	mg/L		03/02/26 07:36	03/02/26 17:01	1
Selenium	**0.0051**		0.0050	0.0023	mg/L		03/02/26 07:36	03/02/26 17:01	1
Thallium	**0.00030**	**J**	0.0010	0.00019	mg/L		03/02/26 07:36	03/02/26 17:01	1

Method: SW846 7470A - Mercury (CVAA)

Analyte	Result	Qualifier	RL	MDL	Unit	D	Prepared	Analyzed	Dil Fac
Mercury	<0.00017		0.00020	0.00017	mg/L		03/09/26 10:21	03/09/26 15:02	1

General Chemistry

Analyte	Result	Qualifier	RL	MDL	Unit	D	Prepared	Analyzed	Dil Fac
Total Dissolved Solids (SM 2540C - 2015)	**270**		10	10	mg/L			03/05/26 15:45	1

Method Summary

Client: Southern Company
Project/Site: Plant McIntosh - Ash Pond 1 New Well

Job ID: 705-59039-1

Method	Method Description	Protocol	Laboratory
300.0	Anions, Ion Chromatography	EPA	EET ATL
6010D	Metals (ICP)	SW846	EET ATL
6020B	Metals (ICP/MS)	SW846	EET ATL
7470A	Mercury (CVAA)	SW846	EET ATL
2540C - 2015	Total Dissolved Solids (Dried at 180 °C)	SM	EET ATL
3005A	Preparation, Total Recoverable or Dissolved Metals	SW846	EET ATL
3010A	Preparation, Total Metals	SW846	EET ATL
7470A	Preparation, Mercury	SW846	EET ATL

Protocol References:

EPA = US Environmental Protection Agency
SM = "Standard Methods For The Examination Of Water And Wastewater"
SW846 = "Test Methods For Evaluating Solid Waste, Physical/Chemical Methods", Third Edition, November 1986 And Its Updates.

Laboratory References:

EET ATL = Eurofins Atlanta, 3080 Presidential Dr, Atlanta, GA 30340, TEL (770)457-8177

Lab Chronicle

Client: Southern Company
Project/Site: Plant McIntosh - Ash Pond 1 New Well

Job ID: 705-59039-1

Client Sample ID: MCI-MGWC-25

Date Collected: 02/26/26 14:18
Date Received: 02/27/26 07:30

Lab Sample ID: 705-59039-1

Matrix: Water

Prep Type	Batch Type	Batch Method	Run	Dilution Factor	Batch Number	Analyst	Lab	Prepared or Analyzed
Total/NA	Analysis	300.0		1	117217	MS	EET ATL	02/28/26 11:54
Total/NA	Analysis	300.0		10	117217	MS	EET ATL	02/28/26 14:33
Total/NA	Prep	3010A			117476	TR	EET ATL	03/02/26 16:24
Total/NA	Analysis	6010D		1	117848	DS	EET ATL	03/03/26 18:14
Total Recoverable	Prep	3005A			117317	SA	EET ATL	03/02/26 07:36
Total Recoverable	Analysis	6020B		1	117536	IF	EET ATL	03/02/26 17:01
Total/NA	Prep	7470A			118616	GR	EET ATL	03/09/26 10:21
Total/NA	Analysis	7470A		1	119169	GR	EET ATL	03/09/26 15:02
Total/NA	Analysis	2540C - 2015		1	118346	NN	EET ATL	03/05/26 15:45

Laboratory References:

EET ATL = Eurofins Atlanta, 3080 Presidential Dr, Atlanta, GA 30340, TEL (770)457-8177

QC Sample Results

Client: Southern Company
Project/Site: Plant McIntosh - Ash Pond 1 New Well

Job ID: 705-59039-1

Method: 300.0 - Anions, Ion Chromatography

Lab Sample ID: MB 705-117217/3
Matrix: Water
Analysis Batch: 117217

Client Sample ID: Method Blank
Prep Type: Total/NA

Analyte	MB Result	MB Qualifier	RL	MDL	Unit	D	Prepared	Analyzed	Dil Fac
Chloride	<0.98		1.0	0.98	mg/L			02/28/26 11:31	1
Fluoride	<0.081		0.20	0.081	mg/L			02/28/26 11:31	1
Sulfate	<0.77		1.0	0.77	mg/L			02/28/26 11:31	1

Lab Sample ID: LCS 705-117217/4
Matrix: Water
Analysis Batch: 117217

Client Sample ID: Lab Control Sample
Prep Type: Total/NA

Analyte	Spike Added	LCS Result	LCS Qualifier	Unit	D	%Rec	%Rec Limits
Chloride	10.0	9.48		mg/L		95	90 - 110
Fluoride	5.00	4.49		mg/L		90	90 - 110
Sulfate	25.0	22.9		mg/L		92	90 - 110

Lab Sample ID: 705-59039-1 MS
Matrix: Water
Analysis Batch: 117217

Client Sample ID: MCI-MGWC-25
Prep Type: Total/NA

Analyte	Sample Result	Sample Qualifier	Spike Added	MS Result	MS Qualifier	Unit	D	%Rec	%Rec Limits
Chloride	8.2		10.0	17.3		mg/L		92	90 - 110
Fluoride	0.098	J F1	5.00	4.23	F1	mg/L		83	90 - 110

Lab Sample ID: 705-59039-1 MS
Matrix: Water
Analysis Batch: 117217

Client Sample ID: MCI-MGWC-25
Prep Type: Total/NA

Analyte	Sample Result	Sample Qualifier	Spike Added	MS Result	MS Qualifier	Unit	D	%Rec	%Rec Limits
Sulfate	140		250	366		mg/L		91	90 - 110

Lab Sample ID: 705-59039-1 MSD
Matrix: Water
Analysis Batch: 117217

Client Sample ID: MCI-MGWC-25
Prep Type: Total/NA

Analyte	Sample Result	Sample Qualifier	Spike Added	MSD Result	MSD Qualifier	Unit	D	%Rec	%Rec Limits	RPD	RPD Limit
Chloride	8.2		10.0	17.7		mg/L		95	90 - 110	2	20
Fluoride	0.098	J F1	5.00	4.34	F1	mg/L		85	90 - 110	3	20

Lab Sample ID: 705-59039-1 MSD
Matrix: Water
Analysis Batch: 117217

Client Sample ID: MCI-MGWC-25
Prep Type: Total/NA

Analyte	Sample Result	Sample Qualifier	Spike Added	MSD Result	MSD Qualifier	Unit	D	%Rec	%Rec Limits	RPD	RPD Limit
Sulfate	140		250	372		mg/L		93	90 - 110	2	20

QC Sample Results

Client: Southern Company
Project/Site: Plant McIntosh - Ash Pond 1 New Well

Job ID: 705-59039-1

Method: 6010D - Metals (ICP)

Lab Sample ID: MB 705-117476/1-A
Matrix: Water
Analysis Batch: 117848

Client Sample ID: Method Blank
Prep Type: Total/NA
Prep Batch: 117476

Analyte	MB Result	MB Qualifier	RL	MDL	Unit	D	Prepared	Analyzed	Dil Fac
Boron	<0.026		0.080	0.026	mg/L		03/02/26 16:24	03/03/26 16:47	1
Calcium	<0.038		0.10	0.038	mg/L		03/02/26 16:24	03/03/26 16:47	1
Lithium	<0.0037		0.020	0.0037	mg/L		03/02/26 16:24	03/03/26 16:47	1

Lab Sample ID: LCS 705-117476/2-A
Matrix: Water
Analysis Batch: 117848

Client Sample ID: Lab Control Sample
Prep Type: Total/NA
Prep Batch: 117476

Analyte	Spike Added	LCS Result	LCS Qualifier	Unit	D	%Rec	%Rec Limits
Boron	1.00	1.01		mg/L		101	80 - 120
Calcium	10.0	10.1		mg/L		101	80 - 120
Lithium	1.00	1.03		mg/L		103	80 - 120

Lab Sample ID: 705-59184-A-5-B MS
Matrix: Water
Analysis Batch: 117848

Client Sample ID: Matrix Spike
Prep Type: Total/NA
Prep Batch: 117476

Analyte	Sample Result	Sample Qualifier	Spike Added	MS Result	MS Qualifier	Unit	D	%Rec	%Rec Limits
Boron	<0.026		1.00	1.00		mg/L		100	75 - 125
Calcium	0.040	J	10.0	10.0		mg/L		100	75 - 125
Lithium	<0.0037		1.00	1.02		mg/L		102	75 - 125

Lab Sample ID: 705-59184-A-5-C MSD
Matrix: Water
Analysis Batch: 117848

Client Sample ID: Matrix Spike Duplicate
Prep Type: Total/NA
Prep Batch: 117476

Analyte	Sample Result	Sample Qualifier	Spike Added	MSD Result	MSD Qualifier	Unit	D	%Rec	%Rec Limits	RPD	RPD Limit
Boron	<0.026		1.00	0.993		mg/L		99	75 - 125	1	20
Calcium	0.040	J	10.0	9.89		mg/L		99	75 - 125	1	20
Lithium	<0.0037		1.00	1.01		mg/L		101	75 - 125	1	20

Method: 6020B - Metals (ICP/MS)

Lab Sample ID: MB 705-117317/1-A
Matrix: Water
Analysis Batch: 117536

Client Sample ID: Method Blank
Prep Type: Total Recoverable
Prep Batch: 117317

Analyte	MB Result	MB Qualifier	RL	MDL	Unit	D	Prepared	Analyzed	Dil Fac
Antimony	<0.0025		0.0050	0.0025	mg/L		03/02/26 07:36	03/02/26 15:39	1
Arsenic	<0.0013		0.0050	0.0013	mg/L		03/02/26 07:36	03/02/26 15:39	1
Barium	<0.00041		0.010	0.00041	mg/L		03/02/26 07:36	03/02/26 15:39	1
Beryllium	<0.00015		0.0010	0.00015	mg/L		03/02/26 07:36	03/02/26 15:39	1
Cadmium	<0.00024		0.00070	0.00024	mg/L		03/02/26 07:36	03/02/26 15:39	1
Chromium	<0.0037		0.0050	0.0037	mg/L		03/02/26 07:36	03/02/26 15:39	1
Cobalt	<0.00041		0.0050	0.00041	mg/L		03/02/26 07:36	03/02/26 15:39	1
Lead	<0.00086		0.0010	0.00086	mg/L		03/02/26 07:36	03/02/26 15:39	1
Molybdenum	<0.00069		0.0050	0.00069	mg/L		03/02/26 07:36	03/02/26 15:39	1
Selenium	<0.0023		0.0050	0.0023	mg/L		03/02/26 07:36	03/02/26 15:39	1
Thallium	<0.00019		0.0010	0.00019	mg/L		03/02/26 07:36	03/02/26 15:39	1

QC Sample Results

Client: Southern Company
Project/Site: Plant McIntosh - Ash Pond 1 New Well

Job ID: 705-59039-1

Method: 6020B - Metals (ICP/MS) (Continued)

Lab Sample ID: LCS 705-117317/2-A
Matrix: Water
Analysis Batch: 117536

Client Sample ID: Lab Control Sample
Prep Type: Total Recoverable
Prep Batch: 117317

Analyte	Spike Added	LCS Result	LCS Qualifier	Unit	D	%Rec	%Rec Limits
Antimony	0.100	0.0934		mg/L		93	80 - 120
Arsenic	0.100	0.0964		mg/L		96	80 - 120
Barium	0.100	0.0916		mg/L		92	80 - 120
Beryllium	0.100	0.105		mg/L		105	80 - 120
Cadmium	0.100	0.0959		mg/L		96	80 - 120
Chromium	0.100	0.0945		mg/L		94	80 - 120
Cobalt	0.100	0.0974		mg/L		97	80 - 120
Lead	0.100	0.104		mg/L		104	80 - 120
Molybdenum	0.100	0.0995		mg/L		100	80 - 120
Selenium	0.100	0.0969		mg/L		97	80 - 120
Thallium	0.100	0.104		mg/L		104	80 - 120

Lab Sample ID: 785-6950-C-1-B MS
Matrix: Water
Analysis Batch: 117536

Client Sample ID: Matrix Spike
Prep Type: Total Recoverable
Prep Batch: 117317

Analyte	Sample Result	Sample Qualifier	Spike Added	MS Result	MS Qualifier	Unit	D	%Rec	%Rec Limits
Antimony	<0.0025		0.100	0.0916		mg/L		92	75 - 125
Arsenic	<0.0013		0.100	0.0920		mg/L		92	75 - 125
Barium	0.0087	J	0.100	0.0969		mg/L		88	75 - 125
Beryllium	<0.00015		0.100	0.103		mg/L		103	75 - 125
Cadmium	<0.00024		0.100	0.0949		mg/L		95	75 - 125
Chromium	<0.0037		0.100	0.0949		mg/L		95	75 - 125
Cobalt	<0.00041		0.100	0.0962		mg/L		96	75 - 125
Lead	<0.00086		0.100	0.102		mg/L		102	75 - 125
Molybdenum	<0.00069		0.100	0.0974		mg/L		97	75 - 125
Selenium	<0.0023		0.100	0.0949		mg/L		95	75 - 125
Thallium	0.00022	J	0.100	0.104		mg/L		104	75 - 125

Lab Sample ID: 785-6950-C-1-C MSD
Matrix: Water
Analysis Batch: 117536

Client Sample ID: Matrix Spike Duplicate
Prep Type: Total Recoverable
Prep Batch: 117317

Analyte	Sample Result	Sample Qualifier	Spike Added	MSD Result	MSD Qualifier	Unit	D	%Rec	%Rec Limits	RPD	RPD Limit
Antimony	<0.0025		0.100	0.0927		mg/L		93	75 - 125	1	20
Arsenic	<0.0013		0.100	0.0977		mg/L		98	75 - 125	6	20
Barium	0.0087	J	0.100	0.102		mg/L		93	75 - 125	5	20
Beryllium	<0.00015		0.100	0.103		mg/L		103	75 - 125	0	20
Cadmium	<0.00024		0.100	0.0956		mg/L		96	75 - 125	1	20
Chromium	<0.0037		0.100	0.0906		mg/L		91	75 - 125	5	20
Cobalt	<0.00041		0.100	0.0929		mg/L		93	75 - 125	4	20
Lead	<0.00086		0.100	0.104		mg/L		104	75 - 125	1	20
Molybdenum	<0.00069		0.100	0.0990		mg/L		99	75 - 125	2	20
Selenium	<0.0023		0.100	0.0949		mg/L		95	75 - 125	0	20
Thallium	0.00022	J	0.100	0.103		mg/L		103	75 - 125	1	20

QC Sample Results

Client: Southern Company
Project/Site: Plant McIntosh - Ash Pond 1 New Well

Job ID: 705-59039-1

Method: 7470A - Mercury (CVAA)

Lab Sample ID: MB 705-118616/1-A — **Client Sample ID: Method Blank**
Matrix: Water — **Prep Type: Total/NA**
Analysis Batch: 119169 — **Prep Batch: 118616**

Analyte	MB Result	MB Qualifier	RL	MDL	Unit	D	Prepared	Analyzed	Dil Fac
Mercury	<0.00017		0.00020	0.00017	mg/L		03/09/26 10:21	03/09/26 14:55	1

Lab Sample ID: LCS 705-118616/2-A — **Client Sample ID: Lab Control Sample**
Matrix: Water — **Prep Type: Total/NA**
Analysis Batch: 119169 — **Prep Batch: 118616**

Analyte	Spike Added	LCS Result	LCS Qualifier	Unit	D	%Rec	%Rec Limits
Mercury	0.00400	0.00389		mg/L		97	80 - 120

Lab Sample ID: 705-59039-1 MS — **Client Sample ID: MCI-MGWC-25**
Matrix: Water — **Prep Type: Total/NA**
Analysis Batch: 119169 — **Prep Batch: 118616**

Analyte	Sample Result	Sample Qualifier	Spike Added	MS Result	MS Qualifier	Unit	D	%Rec	%Rec Limits
Mercury	<0.00017		0.00400	0.00385		mg/L		96	75 - 125

Lab Sample ID: 705-59039-1 MSD — **Client Sample ID: MCI-MGWC-25**
Matrix: Water — **Prep Type: Total/NA**
Analysis Batch: 119169 — **Prep Batch: 118616**

Analyte	Sample Result	Sample Qualifier	Spike Added	MSD Result	MSD Qualifier	Unit	D	%Rec	%Rec Limits	RPD	RPD Limit
Mercury	<0.00017		0.00400	0.00407		mg/L		102	75 - 125	6	20

Method: 2540C - 2015 - Total Dissolved Solids (Dried at 180 °C)

Lab Sample ID: MB 705-118346/1 — **Client Sample ID: Method Blank**
Matrix: Water — **Prep Type: Total/NA**
Analysis Batch: 118346

Analyte	MB Result	MB Qualifier	RL	MDL	Unit	D	Prepared	Analyzed	Dil Fac
Total Dissolved Solids	<10		10	10	mg/L			03/05/26 15:45	1

Lab Sample ID: LCS 705-118346/2 — **Client Sample ID: Lab Control Sample**
Matrix: Water — **Prep Type: Total/NA**
Analysis Batch: 118346

Analyte	Spike Added	LCS Result	LCS Qualifier	Unit	D	%Rec	%Rec Limits
Total Dissolved Solids	996	1010		mg/L		101	80 - 120

Lab Sample ID: 705-58916-F-10 DU — **Client Sample ID: Duplicate**
Matrix: Water — **Prep Type: Total/NA**
Analysis Batch: 118346

Analyte	Sample Result	Sample Qualifier	DU Result	DU Qualifier	Unit	D	RPD	RPD Limit
Total Dissolved Solids	1300		1280		mg/L		0.2	10

Accreditation/Certification Summary

Client: Southern Company
Project/Site: Plant McIntosh - Ash Pond 1 New Well

Job ID: 705-59039-1

Laboratory: Eurofins Atlanta

The accreditations/certifications listed below are applicable to this report.

Authority	Program	Identification Number	Expiration Date
Florida	NELAP	E87582	06-30-26

eurofins | Environment Testing

ANALYTICAL REPORT

PREPARED FOR

Attn: Kevin Stephenson
Southern Company
241 Ralph McGill Blvd SE
B10185
Atlanta, Georgia (St) 30308

Generated 3/27/2026 8:02:34 PM

JOB DESCRIPTION

Plant McIntosh - Ash Pond 1 New Well

JOB NUMBER

705-59039-2

Eurofins Atlanta
3080 Presidential Dr
Atlanta GA 30340

See page two for job notes and contact information.

my EOL

Eurofins Atlanta

Job Notes

The test results in this report relate only to the samples as received by the laboratory and will meet all requirements of the methodology, with any exceptions noted. This report shall not be reproduced except in full, without the express written approval of the laboratory. All questions should be directed to the Eurofins Environment Testing Southeast, LLC Project Manager.

Authorization

Generated
3/27/2026 8:02:34 PM

Authorized for release by
David Fuller, Project Manager
David.Fuller@et.eurofinsus.com
(770)344-8986

Table of Contents

Cover Page 1
Table of Contents 3
Sample Summary 4
Chain of Custody 5
Receipt Checklists 7
Definitions/Glossary 9
Case Narrative 10
Client Sample Results 11
Tracer Carrier Summary 12
Method Summary 13
Lab Chronicle 14
QC Sample Results 15
Certification Summary 17

Sample Summary

Client: Southern Company
Job ID: 705-59039-2
Project/Site: Plant McIntosh - Ash Pond 1 New Well

Lab Sample ID	Client Sample ID	Matrix	Collected	Received	Sample Origin
705-59039-1	MCI-MGWC-25	Water	02/26/26 14:18	02/27/26 07:30	Georgia (St)

Eurofins Atlanta
3080 Presidential Dr
Atlanta, GA 30340
Phone (770) 457-8177

Chain of Custody Record

eurofins

705-59039 COC

Client Information	Sampler: Joshua Nay (ACC)	Lab PM: David Fuller / Phone: 770-344-8986	Carrier Tracking No(s):
Client Contact: SCS Contacts	Phone: 770-594-5998	E-Mail: david.fuller@et.eurofinsus.com	
Company: GA Power			
Address: 241 Ralph McGill Blvd SE	Due Date Requested:		
City: Atlanta	TAT Requested (days):		
State, Zip: GA, 30308			
Phone: 404-506-7116(Tel)	Lab Project #: 70505835		
Email: SCS Contacts / ACC Contacts	PO #: GPC82130-0002 / PO Line #5		
Project Name: Plant McIntosh - Ash Pond 1 New Well	Project #:		
Site: Georgia	SSOW#:		

Analysis Requested

Sample Identification	Sample Date (mm/dd/yy)	Sample Time (hhmm)	Sample Type (C=comp, G=grab)	Matrix (WG=ground water, WS=surface water, WQ=quality control)	Field Filtered Sample (Yes or No)	Perform MS/MSD (Yes or No)	300_ORGFM_28D - Chlorides, Fluoride, Sulfate	2540C_Calcd - Total Dissolved Solids (TDS)	6010D- App III Metals: B, Ca	6020B - App IV Metals: Sb,As,Ba,Be,Cd,Cr,Co,Pb,Mo,Se,Tl	6010D - Lithium	7470A - App IV Mercury	9315_Ra226 - Radium-226 (GFPC) - 21 day decay	9320_Ra228 - Radium-228 (GFPC) - 21 day decay	Ra226Ra228_GFPC - Combined Radium 226 and 228	Total Number of containers
					Preservation Code:		I	I	D	D	D	D	D	D	D	
MCI-MGWC-25	02/20/26	1418	G	WG	N	N	X	X	X	X	X	X	X	X	X	

Preservation Codes:
A - HCL
B - NaOH
C - Zn Acetate
D - Nitric Acid
E - NaHSO4
F - MeOH
G - Amchlor
H - Ascorbic Acid
I - Ice
J - DI Water
K - EDTA
L - EDA
M - Hexane
N - None
O - AsNaO2
P - Na2O4S
Q - Na2SO3
R - Na2S2O3
S - H2SO4
T - TSP Dodecahydrate
U - Acetone
V - MCAA
W - pH < 5
Z - other (specify)
Other:

Task_Code: MCI-CCR-ASSMT-2026S1

Special Instructions/Note: Full APP III + APP IV

Possible Hazard Identification: ☐ Non-Hazard ☐ Flammable ☐ Skin Irritant ☐ Poison B ☐ Unknown ☐ Radiological

Sample Disposal (A fee may be assessed if samples are retained longer than 1 month): ☐ Return To Client ☐ Disposal By Lab ☐ Archive For _____ Months

Deliverable Requested: I, II, III, IV, Other (specify)

Special Instructions/QC Requirements:

Empty Kit Relinquished by:	Date:	Time:	Method of Shipment:

Relinquished by	Date/Time	Company	Received by	Date/Time	Company
[signature]	02-20-26 1544	ACC	[signature]	2/26/26 1544	
[signature]	2/26/26 1545		[signature]	02/26/26 1545	
				02/27/26 0730	

Custody Seals Intact: Δ Yes Δ No

Custody Seal No.:

Cooler Temperature(s) °C and Other Remarks: 0.4 / [illegible]

Ver: 01/16/2019

Eurofins Atlanta
3080 Presidential Dr
Atlanta, GA 30340
Phone: 770-457-8177 Fax: 770-457-8188

Chain of Custody Record

eurofins | Environment Testing

Client Information (Sub Contract Lab)	Sampler: N/A	Lab PM: Fuller, David	Carrier Tracking No(s): N/A	COC No: 705-106111.1
Client Contact: Shipping/Receiving	Phone: N/A	E-Mail: David.Fuller@et.eurofinsus.com	State of Origin: Georgia	Page: Page 1 of 1
Company: TestAmerica Laboratories, Inc.		Accreditations Required (See note): NELAP - Florida		Job #: 705-59039-1
Address: 13715 Rider Trail North, ,	Due Date Requested: 3/6/2026			Preservation Codes: -
City: Earth City	TAT Requested (days): N/A			
State, Zip: MO, 63045				
Phone: 314-298-8566(Tel) 314-298-8757(Fax)	PO #: N/A			
Email: N/A	WO #: N/A			
Project Name: Plant McIntosh - Ash Pond 1	Project #: 70505835			
Site: N/A	SSOW#: N/A			Other: N/A

Analysis Requested

Sample Identification - Client ID (Lab ID)	Sample Date	Sample Time	Sample Type (C=Comp, G=grab)	Matrix (W=water, S=solid, O=waste/oil, BT=Tissue, A=Air)	Field Filtered Sample (Yes or No)	Perform MS/MSD (Yes or No)	9315_Ra226/PrecSep_21Radium-226	9320_Ra228/PrecSep_0Radium-228	Ra226Ra228_GFPCCombined Radium-226 and Radium-228	Total Number of containers	Special Instructions/Note:
			Preservation Code:								
MCI-MGWC-25 (705-59039-1)	2/26/26	14:18 Eastern	G	Water			X	X	X	2	

Note: Since laboratory accreditations are subject to change, Eurofins Environment Testing Southeast, LLC places the ownership of method, analyte & accreditation compliance upon our subcontract laboratories. This sample shipment is forwarded under chain-of-custody. If the laboratory does not currently maintain accreditation in the State of Origin listed above for analysis/tests/matrix being analyzed, the samples must be shipped back to the Eurofins Environment Testing Southeast, LLC laboratory or other instructions will be provided. Any changes to accreditation status should be brought to Eurofins Environment Testing Southeast, LLC attention immediately. If all requested accreditations are current to date, return the signed Chain of Custody attesting to said compliance to Eurofins Environment Testing Southeast, LLC.

Possible Hazard Identification *Unconfirmed*	***Sample Disposal (A fee may be assessed if samples are retained longer than 1 month)*** ☐ *Return To Client* ☐ *Disposal By Lab* ☐ *Archive For* _____ *Months*
Deliverable Requested: I, II, III, IV, Other (specify) Primary Deliverable Rank: 2	Special Instructions/QC Requirements:

Empty Kit Relinquished by:	Date:	Time:	Method of Shipment:

Relinquished by:	Date/Time: 02/27/26 1700	Company	Received by:	Date/Time: 0930 MAR 02 2026	Company
Relinquished by:	Date/Time:	Company	Received by: Cheyenne Forrest	Date/Time:	Company
Relinquished by:	Date/Time:	Company	Received by:	Date/Time:	Company

Custody Seals Intact: Δ Yes Δ No	Custody Seal No.:	Cooler Temperature(s) °C and Other Remarks:

Ver: 10/10/2024

Login Sample Receipt Checklist

Client: Southern Company

Job Number: 705-59039-2

Login Number: 59039
List Number: 1
Creator: Taylor, Renee

List Source: Eurofins Atlanta

Question	Answer	Comment
The cooler's custody seal, if present, is intact.	True	
The cooler does not appear to have been compromised or tampered with.	True	
Samples were received on ice.	True	
Cooler Temperature is acceptable.	True	
Cooler Temperature is recorded.	True	
COC present.	True	
COC is filled out in ink and legible.	True	
COC is filled out with all pertinent information.	True	
Sample custody seals, if present, are intact.	True	
Sample collection date/times are provided.	True	
The samples do not appear to have been compromised or tampered with.	True	
Containers are not broken or leaking.	True	
There are no discrepancies between the containers received and the COC.	True	
Sample containers have legible labels.	True	
Appropriate sample containers were rec'd and sufficient volume for all analyses.	True	
Samples are received within Holding Time (excluding tests with immediate HTs).	True	
Containers requiring zero headspace have no headspace or bubble is <6mm (1/4").	True	
Is there sufficient air space in bottle for bacteriological analysis.	N/A	

This receipt checklist is generated for all samples received in this Login. It may not be applicable to all Jobs associated with this Login.

Login Sample Receipt Checklist

Client: Southern Company

Job Number: 705-59039-2

Login Number: 59039
List Number: 2
Creator: Forrest, Cheyenne L

List Source: Eurofins St. Louis
List Creation: 03/02/26 01:21 PM

Question	Answer	Comment
Radioactivity wasn't checked or is </= background as measured by a survey meter.	True	
The cooler's custody seal, if present, is intact.	True	
Sample custody seals, if present, are intact.	True	
The cooler or samples do not appear to have been compromised or tampered with.	True	
Samples were received on ice.	N/A	
Cooler Temperature is acceptable.	True	
Cooler Temperature is recorded.	True	
COC is present.	True	
COC is filled out in ink and legible.	True	
COC is filled out with all pertinent information.	True	
Is the Field Sampler's name present on COC?	N/A	
There are no discrepancies between the containers received and the COC.	True	
Samples are received within Holding Time (excluding tests with immediate HTs)	True	
Sample containers have legible labels.	True	
Containers are not broken or leaking.	True	
Sample collection date/times are provided.	True	
Appropriate sample containers are used.	True	
Sample bottles are completely filled.	True	
Sample Preservation Verified.	True	
There is sufficient vol. for all requested analyses, incl. any requested MS/MSDs	True	
Containers requiring zero headspace have no headspace or bubble is <6mm (1/4").	N/A	
Multiphasic samples are not present.	True	
Samples do not require splitting or compositing.	True	
Residual Chlorine Checked.	N/A	

This receipt checklist is generated for all samples received in this Login. It may not be applicable to all Jobs associated with this Login.

Definitions/Glossary

Client: Southern Company
Project/Site: Plant McIntosh - Ash Pond 1 New Well

Job ID: 705-59039-2

Qualifiers

Rad

Qualifier	Qualifier Description
U	Result is less than the sample detection limit.

Glossary

Abbreviation	These commonly used abbreviations may or may not be present in this report.
☼	Listed under the "D" column to designate that the result is reported on a dry weight basis
%R	Percent Recovery
CFL	Contains Free Liquid
CFU	Colony Forming Unit
CNF	Contains No Free Liquid
DER	Duplicate Error Ratio (normalized absolute difference)
Dil Fac	Dilution Factor
DL	Detection Limit (DoD/DOE)
DL, RA, RE, IN	Indicates a Dilution, Re-analysis, Re-extraction, or additional Initial metals/anion analysis of the sample
DLC	Decision Level Concentration (Radiochemistry)
EDL	Estimated Detection Limit (Dioxin)
LOD	Limit of Detection (DoD/DOE)
LOQ	Limit of Quantitation (DoD/DOE)
MCL	EPA recommended "Maximum Contaminant Level"
MDA	Minimum Detectable Activity (Radiochemistry)
MDC	Minimum Detectable Concentration (Radiochemistry)
MDL	Method Detection Limit
ML	Minimum Level (Dioxin)
MPN	Most Probable Number
MQL	Method Quantitation Limit
NC	Not Calculated
ND	Not Detected at the reporting limit (or MDL or EDL if shown)
NEG	Negative / Absent
POS	Positive / Present
PQL	Practical Quantitation Limit
PRES	Presumptive
QC	Quality Control
RER	Relative Error Ratio (Radiochemistry)
RL	Reporting Limit or Requested Limit (Radiochemistry)
RPD	Relative Percent Difference, a measure of the relative difference between two points
TEF	Toxicity Equivalent Factor (Dioxin)
TEQ	Toxicity Equivalent Quotient (Dioxin)
TNTC	Too Numerous To Count

Job Narrative
705-59039-2

The analytical test results presented in this report meet all requirements of the associated regulatory program listed on the Accreditation/Certification Summary Page, unless otherwise noted. Data qualifiers and/or narrative comments are included to explain any exceptions, if applicable. Regulated compliance samples (e.g. SDWA, NPDES) must comply with associated agency requirements/permits.

- Matrix-specific batch QC (e.g., MS, MSD, SD) may not be reported when insufficient sample volume is available or when site-specific QC samples are not submitted. In such cases, a Laboratory Control Sample Duplicate (LCSD) may be analyzed to provide precision data for the batch.
- For samples analyzed using surrogate and/or isotope dilution analytes, any recoveries falling outside of established acceptance criteria are re-prepared and/or re-analyzed to confirm results, unless the deviation is due to sample dilution or otherwise explained in the case narrative.

Receipt
The sample was received on 2/27/2026 7:30 AM. Unless otherwise noted below, the sample arrived in good condition, and, where required, properly preserved and on ice. The temperature of the cooler at receipt time was 0.4°C.

Gas Flow Proportional Counter
Method 9320: Radium 228 Batch 759865

The Radium-228 laboratory control sample (LCS) associated with the following samples recovered at 127%: (LCS 160-759865/2-A). The limits in our LIMS system at 75-125% reflect the requirements of a regulatory agency that represents a large amount of our work. However the samples associated with this LCS are not from this agency and are therefore held to our in-house statistical limits of 72-154%. The LCS is within criteria and no further action is required.

No additional analytical or quality issues were noted, other than those described above or in the Definitions/ Glossary page.

Rad
No additional analytical or quality issues were noted, other than those described above or in the Definitions/ Glossary page.

Client Sample Results

Client: Southern Company
Project/Site: Plant McIntosh - Ash Pond 1 New Well

Job ID: 705-59039-2

Client Sample ID: MCI-MGWC-25

Lab Sample ID: 705-59039-1

Date Collected: 02/26/26 14:18
Matrix: Water
Date Received: 02/27/26 07:30

Method: SW846 9315 - Radium-226 (GFPC)

Analyte	Result	Qualifier	Count Uncert. (2σ+/-)	Total Uncert. (2σ+/-)	RL	MDC	Unit	Prepared	Analyzed	Dil Fac
Radium-226	0.420		0.263	0.266	1.00	0.355	pCi/L	03/04/26 13:13	03/26/26 16:28	1

Carrier	*%Yield*	*Qualifier*	*Limits*	*Prepared*	*Analyzed*	*Dil Fac*
Ba Carrier	*81.7*		*30 - 110*	*03/04/26 13:13*	*03/26/26 16:28*	*1*

Method: SW846 9320 - Radium-228 (GFPC)

Analyte	Result	Qualifier	Count Uncert. (2σ+/-)	Total Uncert. (2σ+/-)	RL	MDC	Unit	Prepared	Analyzed	Dil Fac
Radium-228	1.34		0.485	0.501	1.00	0.608	pCi/L	03/04/26 13:16	03/26/26 09:52	1

Carrier	*%Yield*	*Qualifier*	*Limits*	*Prepared*	*Analyzed*	*Dil Fac*
Ba Carrier	*81.7*		*30 - 110*	*03/04/26 13:16*	*03/26/26 09:52*	*1*
Y Carrier	*82.2*		*30 - 110*	*03/04/26 13:16*	*03/26/26 09:52*	*1*

Method: TAL-STL Ra226_Ra228 - Combined Radium-226 and Radium-228

Analyte	Result	Qualifier	Count Uncert. (2σ+/-)	Total Uncert. (2σ+/-)	RL	MDC	Unit	Prepared	Analyzed	Dil Fac
Combined Radium 226 + 228	1.76		0.552	0.567	5.00	0.608	pCi/L		03/27/26 13:21	1

Tracer/Carrier Summary

Client: Southern Company
Job ID: 705-59039-2
Project/Site: Plant McIntosh - Ash Pond 1 New Well

Method: 9315 - Radium-226 (GFPC)

Matrix: Water **Prep Type: Total/NA**

		Percent Yield (Acceptance Limits)							
		Ba							
Lab Sample ID	Client Sample ID	(30-110)							
705-58788-E-2-A DU	Duplicate	78.3							
705-59039-1	MCI-MGWC-25	81.7							
LCS 160-759863/2-A	Lab Control Sample	86.9							
MB 160-759863/1-A	Method Blank	75.7							

Tracer/Carrier Legend

Ba = Ba Carrier

Method: 9320 - Radium-228 (GFPC)

Matrix: Water **Prep Type: Total/NA**

		Percent Yield (Acceptance Limits)							
		Ba	Y						
Lab Sample ID	Client Sample ID	(30-110)	(30-110)						
705-58788-E-2-B DU	Duplicate	78.3	83.0						
705-59039-1	MCI-MGWC-25	81.7	82.2						
LCS 160-759865/2-A	Lab Control Sample	86.9	82.6						
MB 160-759865/1-A	Method Blank	75.7	83.7						

Tracer/Carrier Legend

Ba = Ba Carrier

Y = Y Carrier

Method Summary

Client: Southern Company
Project/Site: Plant McIntosh - Ash Pond 1 New Well

Job ID: 705-59039-2

Method	Method Description	Protocol	Laboratory
9315	Radium-226 (GFPC)	SW846	EET SL
9320	Radium-228 (GFPC)	SW846	EET SL
Ra226_Ra228	Combined Radium-226 and Radium-228	TAL-STL	EET SL
PrecSep_0	Preparation, Precipitate Separation	None	EET SL
PrecSep-21	Preparation, Precipitate Separation (21-Day In-Growth)	None	EET SL

Protocol References:

None = None

SW846 = "Test Methods For Evaluating Solid Waste, Physical/Chemical Methods", Third Edition, November 1986 And Its Updates.

TAL-STL = TestAmerica Laboratories, St. Louis, Facility Standard Operating Procedure.

Laboratory References:

EET SL = Eurofins St. Louis, 13715 Rider Trail North, Earth City, MO 63045, TEL (314)298-8566

Lab Chronicle

Client: Southern Company
Project/Site: Plant McIntosh - Ash Pond 1 New Well

Job ID: 705-59039-2

Client Sample ID: MCI-MGWC-25

Lab Sample ID: 705-59039-1

Date Collected: 02/26/26 14:18

Matrix: Water

Date Received: 02/27/26 07:30

Prep Type	Batch Type	Batch Method	Run	Dilution Factor	Batch Number	Analyst	Lab	Prepared or Analyzed
Total/NA	Prep	PrecSep-21			759863	VLQ	EET SL	03/04/26 13:13
Total/NA	Analysis	9315		1	763151	SWS	EET SL	03/26/26 16:28
Total/NA	Prep	PrecSep_0			759865	VLQ	EET SL	03/04/26 13:16
Total/NA	Analysis	9320		1	763151	SWS	EET SL	03/26/26 09:52
Total/NA	Analysis	Ra226_Ra228		1	762845	FLC	EET SL	03/27/26 13:21

Laboratory References:

EET SL = Eurofins St. Louis, 13715 Rider Trail North, Earth City, MO 63045, TEL (314)298-8566

QC Sample Results

Client: Southern Company
Project/Site: Plant McIntosh - Ash Pond 1 New Well

Job ID: 705-59039-2

Method: 9315 - Radium-226 (GFPC)

Lab Sample ID: MB 160-759863/1-A — **Client Sample ID: Method Blank**
Matrix: Water — **Prep Type: Total/NA**
Analysis Batch: 763151 — **Prep Batch: 759863**

Analyte	MB Result	MB Qualifier	Count Uncert. (2σ+/-)	Total Uncert. (2σ+/-)	RL	MDC	Unit	Prepared	Analyzed	Dil Fac
Radium-226	0.01967	U	0.163	0.163	1.00	0.331	pCi/L	03/04/26 13:13	03/26/26 16:04	1

Carrier	*MB %Yield*	*MB Qualifier*	*Limits*	*Prepared*	*Analyzed*	*Dil Fac*
Ba Carrier	*75.7*		*30 - 110*	*03/04/26 13:13*	*03/26/26 16:04*	*1*

Lab Sample ID: LCS 160-759863/2-A — **Client Sample ID: Lab Control Sample**
Matrix: Water — **Prep Type: Total/NA**
Analysis Batch: 763151 — **Prep Batch: 759863**

Analyte			Spike Added	LCS Result	LCS Qual	Total Uncert. (2σ+/-)	RL	MDC	Unit	%Rec	%Rec Limits		
Radium-226			9.57	7.517		1.06	1.00	0.288	pCi/L	79	75 - 125		

Carrier	*LCS %Yield*	*LCS Qualifier*	*Limits*
Ba Carrier	*86.9*		*30 - 110*

Lab Sample ID: 705-58788-E-2-A DU — **Client Sample ID: Duplicate**
Matrix: Water — **Prep Type: Total/NA**
Analysis Batch: 763152 — **Prep Batch: 759863**

Analyte	Sample Result	Sample Qual		DU Result	DU Qual	Total Uncert. (2σ+/-)	RL	MDC	Unit			RER	RER Limit
Radium-226	-0.100	U		-0.08318	U	0.139	1.00	0.346	pCi/L			0.06	1

Carrier	*DU %Yield*	*DU Qualifier*	*Limits*
Ba Carrier	*78.3*		*30 - 110*

Method: 9320 - Radium-228 (GFPC)

Lab Sample ID: MB 160-759865/1-A — **Client Sample ID: Method Blank**
Matrix: Water — **Prep Type: Total/NA**
Analysis Batch: 763169 — **Prep Batch: 759865**

Analyte	MB Result	MB Qualifier	Count Uncert. (2σ+/-)	Total Uncert. (2σ+/-)	RL	MDC	Unit	Prepared	Analyzed	Dil Fac
Radium-228	0.4313	U	0.487	0.489	1.00	0.799	pCi/L	03/04/26 13:16	03/26/26 09:49	1

Carrier	*MB %Yield*	*MB Qualifier*	*Limits*	*Prepared*	*Analyzed*	*Dil Fac*
Ba Carrier	*75.7*		*30 - 110*	*03/04/26 13:16*	*03/26/26 09:49*	*1*
Y Carrier	*83.7*		*30 - 110*	*03/04/26 13:16*	*03/26/26 09:49*	*1*

Method: 9320 - Radium-228 (GFPC) (Continued)

Lab Sample ID: LCS 160-759865/2-A
Client Sample ID: Lab Control Sample
Matrix: Water
Prep Type: Total/NA
Analysis Batch: 763169
Prep Batch: 759865

Analyte			Spike Added	LCS Result	LCS Qual	Total Uncert. (2σ+/-)	RL	MDC	Unit	%Rec	%Rec Limits		
Radium-228			9.30	11.78		1.57	1.00	0.680	pCi/L	127	75 - 125		

Carrier	*LCS %Yield*	*LCS Qualifier*	*Limits*
Ba Carrier	*86.9*		*30 - 110*
Y Carrier	*82.6*		*30 - 110*

Lab Sample ID: 705-58788-E-2-B DU
Client Sample ID: Duplicate
Matrix: Water
Prep Type: Total/NA
Analysis Batch: 763169
Prep Batch: 759865

Analyte	Sample Result	Sample Qual		DU Result	DU Qual	Total Uncert. (2σ+/-)	RL	MDC	Unit			RER	RER Limit
Radium-228	0.385	U		0.6073	U	0.470	1.00	0.722	pCi/L			0.24	1

Carrier	*DU %Yield*	*DU Qualifier*	*Limits*
Ba Carrier	*78.3*		*30 - 110*
Y Carrier	*83.0*		*30 - 110*

Accreditation/Certification Summary

Client: Southern Company
Project/Site: Plant McIntosh - Ash Pond 1 New Well

Job ID: 705-59039-2

Laboratory: Eurofins St. Louis

All accreditations/certifications held by this laboratory are listed. Not all accreditations/certifications are applicable to this report.

Authority	Program	Identification Number	Expiration Date
Alaska (UST)	State	20-001	05-06-27
ANAB	Dept. of Defense ELAP	L2305	04-06-27
ANAB	Dept. of Energy	L2305.01	04-06-27
ANAB	ISO/IEC 17025	L2305	04-06-27
Arizona	State	AZ0813	12-08-26
California	Los Angeles County Sanitation Districts	10259	06-30-22 *
California	State	2886	06-30-26
Connecticut	State	PH-0241	03-31-27
Florida	NELAP	E87689	06-30-26
Georgia (DW)	State	C061	06-30-26
HI - RadChem Recognition	State	n/a	06-30-26
Illinois	NELAP	200023	11-30-26
Iowa	State	373	12-01-26
Kansas	NELAP	E-10236	10-31-26
Kentucky (DW)	State	KY90125	12-31-26
Kentucky (WW)	State	KY90125 (Permit KY0004049)	12-31-26
Louisiana (All)	NELAP	106151	06-30-26
Louisiana (DW)	State	LA011	12-31-26
Maine	State	MO00054	03-05-28
Maryland	State	310	10-01-26
Massachusetts	State	M-MO054	06-30-26
MI - RadChem Recognition	State	9005	06-30-26
Missouri	State	780	06-30-28
Nevada	State	MO00054	07-31-26
New Hampshire	NELAP	2100	02-04-27
New Jersey	NELAP	MO002	06-30-26
New Mexico	State	MO00054	06-30-26
New York	NELAP	11616	04-01-26
North Carolina (DW)	State	29700	06-30-26
North Dakota	State	R-207	06-30-26
Oklahoma	NELAP	9997	12-31-26
Oregon	NELAP	4157	09-01-26
Pennsylvania	NELAP	68-00540	02-28-27
Rhode Island	State	LAO00392	12-30-26
South Carolina	State	85002	06-30-26
Texas	NELAP	T104704193	07-31-26
US Fish & Wildlife	US Federal Programs	058448	07-31-26
USDA	US Federal Programs	525-23-138-94730	05-18-26
Utah	NELAP	MO00054	07-31-26
Vermont	State	VT 87689	03-20-27
Virginia	NELAP	460230	06-14-26
Washington	State	C592	08-31-26
West Virginia DEP	State	381	10-31-26

* Accreditation/Certification renewal pending - accreditation/certification considered valid.

eurofins | Environment Testing

ANALYTICAL REPORT

PREPARED FOR

Attn: Kevin Stephenson
Southern Company
241 Ralph McGill Blvd SE
B10185
Atlanta, Georgia 30308

Generated 2/11/2026 9:56:28 PM

JOB DESCRIPTION

Plant McIntosh - Ash Pond 1

JOB NUMBER

705-56493-2

Eurofins Atlanta
3080 Presidential Dr
Atlanta GA 30340

See page two for job notes and contact information.

my EOL

Eurofins Atlanta

Job Notes

The test results in this report relate only to the samples as received by the laboratory and will meet all requirements of the methodology, with any exceptions noted. This report shall not be reproduced except in full, without the express written approval of the laboratory. All questions should be directed to the Eurofins Environment Testing Southeast, LLC Project Manager.

Authorization

Generated
2/11/2026 9:56:28 PM

Authorized for release by
David Fuller, Project Manager
David.Fuller@et.eurofinsus.com
(770)344-8986

Table of Contents

Cover Page 1
Table of Contents 3
Sample Summary 4
Chain of Custody 5
Receipt Checklists 7
Definitions/Glossary 8
Case Narrative 9
Detection Summary 10
Client Sample Results 13
Method Summary 18
Lab Chronicle 19
QC Sample Results 22
Certification Summary 24

Sample Summary

Client: Southern Company
Project/Site: Plant McIntosh - Ash Pond 1

Job ID: 705-56493-2

Lab Sample ID	Client Sample ID	Matrix	Collected	Received	Sample Origin
705-56493-1	MCI-MGWA-6A	Water	02/02/26 15:43	02/04/26 13:39	Georgia
705-56493-2	MCI-MGWA-10	Water	02/03/26 10:13	02/04/26 13:39	Georgia
705-56493-3	MCI-MGWA-6	Water	02/03/26 10:03	02/04/26 13:39	Georgia
705-56493-4	MCI-MGWA-11	Water	02/03/26 12:00	02/04/26 13:39	Georgia
705-56493-5	MCI-MGWA-5	Water	02/03/26 11:19	02/04/26 13:39	Georgia
705-56493-6	MCI-MGWC-2	Water	02/03/26 15:30	02/04/26 13:39	Georgia
705-56493-7	MCI-MGWC-3	Water	02/03/26 13:52	02/04/26 13:39	Georgia
705-56493-8	MCI-MGWC-7	Water	02/03/26 15:57	02/04/26 13:39	Georgia
705-56493-9	MCI-MGWC-12	Water	02/03/26 14:10	02/04/26 13:39	Georgia
705-56493-13	MCI-MGWC-1	Water	02/04/26 09:41	02/04/26 13:39	Georgia
705-56493-14	MCI-MGWC-8	Water	02/04/26 11:07	02/04/26 13:39	Georgia
705-56493-15	MCI-MGWC-19	Water	02/04/26 09:37	02/04/26 13:39	Georgia
705-56493-16	MCI-MGWC-20	Water	02/04/26 11:05	02/04/26 13:39	Georgia

Eurofins TestAmerica, Savannah
5102 LaRoche Avenue
Savannah, GA 31404
Phone (912) 354-7858 Fax (912) 352-0165

Chain of Custody Record

eurofins | Environment Testing America

Client Information	Sampler: T. Goble/H. Avid (ACC)	Lab PM: David Fuller / Phone: 770-344-8986	Carrier Tracking No(s):	COC No:
Client Contact: SCS Contacts	Phone: 770-594-5998	E-Mail: david.fuller@et.eurofinsus.com		Page: 1 of 2
Company: GA Power				Job #: 705-56493
Address: 241 Ralph McGill Blvd SE	Due Date Requested:			
City: Atlanta	TAT Requested (days):			
State, Zip: GA, 30308				
Phone: 404-506-7116(Tel)	Lab Project #: 70505835			
Email: SCS Contacts / ACC Contacts	PO #: GPC82130-0002			
Project Name: Plant McIntosh - Ash Pond 1	Project #:			
Site: Georgia	SSOW#:			

Analysis Requested

Preservation Codes:
A - HCL, B - NaOH, C - Zn Acetate, D - Nitric Acid, E - NaHSO4, F - MeOH, G - Amchlor, H - Ascorbic Acid, I - Ice, J - DI Water, K - EDTA, L - EDA, M - Hexane, N - None, O - AsNaO2, P - Na2O4S, Q - Na2SO3, R - Na2S2O3, S - H2SO4, T - TSP Dodecahydrate, U - Acetone, V - MCAA, W - pH 4-5, Z - other (specify)
Other:

Task_Code: MCI-CCR-ASSMT-2026S1
Special Instructions/Note: ALK + 3 Cations (Report Separately)

Sample Identification	Sample Date (mm/dd/yy)	Sample Time (hhmm)	Sample Type (C=Comp, G=grab)	Matrix (WG=ground water, WS=surface water, WQ=quality control)	Field Filtered Sample (Yes or No)	Perform MS/MSD (Yes or No)	6020B - Cations: Mg, K, Na	2320B_Total, Carbonate, Bicarbonate Alkalinity	Total Number of containers
			Preservation Code:				D	I	
MCI- MGWA-6A	02/02/26	1543	G	WG	N	N	✓	✓	0
MCI- MGWA-10	02/03/26	1013	G	WG	N	N	✓	✓	0
MCI- MGWA-6	02/03/26	1003	G	WG	N	N	✓	✓	0
MCI- MGWA-11	02/03/26	1200	G	WG	N	N	✓	✓	0
MCI- MGWA-5	02/03/26	1119	G	WG	N	N	✓	✓	0
MCI- MGWC-2	02/03/26	1530	G	WG	N	N	✓	✓	0
MCI- MGWC-3	02/03/26	1352	G	WG	N	N	✓	✓	0
MCI- MGWC-7	02/03/26	1557	G	WG	N	N	✓	✓	0
MCI- MGWC-12	02/03/26	1410	G	WG	N	N	✓	✓	0
MCI- MGWC-1	02/04/26	0941	G	WG	N	N	✓	✓	0
MCI- MGWC-19	02/04/26	0937	G	WG	N	N	✓	✓	0

Possible Hazard Identification
☐ Non-Hazard ☐ Flammable ☐ Skin Irritant ☐ Poison B ☐ Unknown ☐ Radiological

Sample Disposal (A fee may be assessed if samples are retained longer than 1 month)
☐ Return To Client ☐ Disposal By Lab ☐ Archive For _____ Months

Deliverable Requested: I, II, III, IV, Other (specify)

Special Instructions/QC Requirements: Additional Cations: magnesium, sodium, potassium

Empty Kit Relinquished by:	Date:	Time:	Method of Shipment:

Relinquished by	Date/Time	Company	Received by	Date/Time	Company
Taylor Goble	2-4-26/1230	ACC	[signature]	02-04-26 1230	ACC
[signature]	02-04-26 1339	ACC	[signature]	2/4/26 1339	

Custody Seals Intact: Δ Yes Δ No
Custody Seal No.:
Cooler Temperature(s) °C and Other Remarks: 0.8/0.8 3.9/3.9 0.7/0.7 5.4/5.4

Ver: 01/16/2019
2/11/2026

Eurofins TestAmerica, Savannah
5102 LaRoche Avenue
Savannah, GA 31404
Phone (912) 354-7858 Fax (912) 352-0165

Chain of Custody Record

eurofins | Environment Testing America

Client Information	Sampler: T. Goble / N. Avid ACC	Lab PM: David Fuller / Phone: 770-344-8986	Carrier Tracking No(s):	COC No:
Client Contact: SCS Contacts	Phone: 770-594-5998	E-Mail: david.fuller@et.eurofinsus.com		Page: 1 of 2
Company: GA Power				Job #: 705-56493
Address: 241 Ralph McGill Blvd SE	Due Date Requested:			
City: Atlanta	TAT Requested (days):			
State, Zip: GA, 30308				
Phone: 404-506-7116(Tel)	Lab Project #: 70505835			
Email: SCS Contacts / ACC Contacts	PO #: GPC82130-0002			
Project Name: Plant McIntosh - Ash Pond 1 New Well	Project #:			
Site: Georgia	SSOW#:			

Analysis Requested

Preservation Codes:
A - HCL, B - NaOH, C - Zn Acetate, D - Nitric Acid, E - NaHSO4, F - MeOH, G - Amchlor, H - Ascorbic Acid, I - Ice, J - DI Water, K - EDTA, L - EDA, M - Hexane, N - None, O - AsNaO2, P - Na2O4S, Q - Na2SO3, R - Na2S2O3, S - H2SO4, T - TSP Dodecahydrate, U - Acetone, V - MCAA, W - pH 4-5, Z - other (specify)
Other:

Task_Code: MCI-CCR-ASSMT-2026S1

Special Instructions/Note: ALK + 3 Cations (Report Separately)

Sample Identification	Sample Date (mm/dd/yy)	Sample Time (hhmm)	Sample Type (C=Comp, G=grab)	Matrix (WG=ground water, WS=surface water, WQ=quality control)	Field Filtered Sample (Yes or No)	Perform MS/MSD (Yes or No)	6020B - Cations: Mg, K, Na	2320B_Total, Carbonate, Bicarbonate Alkalinity	Total Number of containers
			Preservation Code:				D	I	
MCI- MGWC-8	02/04/26	1107	G	WG	N	N	✓	✓	0
MCI-MGWC-20	02/04/26	1105	G	WG	N	N	✓	✓	0

Possible Hazard Identification
☐ *Non-Hazard* ☐ *Flammable* ☐ *Skin Irritant* ☐ *Poison B* ☐ *Unknown* ☐ *Radiological*

Sample Disposal (A fee may be assessed if samples are retained longer than 1 month)
☐ *Return To Client* ☐ *Disposal By Lab* ☐ *Archive For* _____ *Months*

Deliverable Requested: I, II, III, IV, Other (specify)

Special Instructions/QC Requirements: Additional Cations: magnesium, sodium, potassium

Empty Kit Relinquished by:	Date:	Time:	Method of Shipment:

Relinquished by	Date/Time	Company	Received by	Date/Time	Company
[signature]	2-4-26/1230	ACC	[signature]	02-04-26 1230	ACC
[signature]	02-04-26 1339	ACC	[signature]	2/4/26 1339	

Custody Seals Intact: Δ Yes Δ No | Custody Seal No.:

Cooler Temperature(s) °C and Other Remarks: 0.8/0.8 3.9/3.9 0.7/0.7 5.4/5.4

Ver: 01/16/2019 2/11/2026

Login Sample Receipt Checklist

Client: Southern Company

Job Number: 705-56493-2

Login Number: 56493

List Number: 1

Creator: Lincoln, Alyssa

List Source: Eurofins Atlanta

Question	Answer	Comment
Radioactivity wasn't checked or is </= background as measured by a survey meter.	N/A	
The cooler's custody seal, if present, is intact.	True	
Sample custody seals, if present, are intact.	True	
The cooler or samples do not appear to have been compromised or tampered with.	True	
Samples were received on ice.	True	
Cooler Temperature is acceptable.	True	
Cooler Temperature is recorded.	True	
COC is present.	True	
COC is filled out in ink and legible.	True	
COC is filled out with all pertinent information.	True	
Is the Field Sampler's name present on COC?	True	
There are no discrepancies between the containers received and the COC.	True	
Samples are received within Holding Time (excluding tests with immediate HTs)	True	
Sample containers have legible labels.	True	
Containers are not broken or leaking.	True	
Sample collection date/times are provided.	True	
Appropriate sample containers are used.	True	
Sample bottles are completely filled.	True	
Sample Preservation Verified.	N/A	
There is sufficient vol. for all requested analyses, incl. any requested MS/MSDs	True	
Containers requiring zero headspace have no headspace or bubble is <6mm (1/4").	N/A	
Multiphasic samples are not present.	True	
Samples do not require splitting or compositing.	True	
Residual Chlorine Checked.	N/A	

This receipt checklist is generated for all samples received in this Login. It may not be applicable to all Jobs associated with this Login.

Definitions/Glossary

Client: Southern Company
Project/Site: Plant McIntosh - Ash Pond 1

Job ID: 705-56493-2

Qualifiers

Metals

Qualifier	Qualifier Description
4	MS, MSD: The analyte present in the original sample is greater than 4 times the matrix spike concentration; therefore, control limits are not applicable.

Glossary

Abbreviation	These commonly used abbreviations may or may not be present in this report.
☼	Listed under the "D" column to designate that the result is reported on a dry weight basis
%R	Percent Recovery
CFL	Contains Free Liquid
CFU	Colony Forming Unit
CNF	Contains No Free Liquid
DER	Duplicate Error Ratio (normalized absolute difference)
Dil Fac	Dilution Factor
DL	Detection Limit (DoD/DOE)
DL, RA, RE, IN	Indicates a Dilution, Re-analysis, Re-extraction, or additional Initial metals/anion analysis of the sample
DLC	Decision Level Concentration (Radiochemistry)
EDL	Estimated Detection Limit (Dioxin)
LOD	Limit of Detection (DoD/DOE)
LOQ	Limit of Quantitation (DoD/DOE)
MCL	EPA recommended "Maximum Contaminant Level"
MDA	Minimum Detectable Activity (Radiochemistry)
MDC	Minimum Detectable Concentration (Radiochemistry)
MDL	Method Detection Limit
ML	Minimum Level (Dioxin)
MPN	Most Probable Number
MQL	Method Quantitation Limit
NC	Not Calculated
ND	Not Detected at the reporting limit (or MDL or EDL if shown)
NEG	Negative / Absent
POS	Positive / Present
PQL	Practical Quantitation Limit
PRES	Presumptive
QC	Quality Control
RER	Relative Error Ratio (Radiochemistry)
RL	Reporting Limit or Requested Limit (Radiochemistry)
RPD	Relative Percent Difference, a measure of the relative difference between two points
TEF	Toxicity Equivalent Factor (Dioxin)
TEQ	Toxicity Equivalent Quotient (Dioxin)
TNTC	Too Numerous To Count

Job Narrative
705-56493-2

The analytical test results presented in this report meet all requirements of the associated regulatory program listed on the Accreditation/Certification Summary Page, unless otherwise noted. Data qualifiers and/or narrative comments are included to explain any exceptions, if applicable. Regulated compliance samples (e.g. SDWA, NPDES) must comply with associated agency requirements/permits.

- Matrix-specific batch QC (e.g., MS, MSD, SD) may not be reported when insufficient sample volume is available or when site-specific QC samples are not submitted. In such cases, a Laboratory Control Sample Duplicate (LCSD) may be analyzed to provide precision data for the batch.
- For samples analyzed using surrogate and/or isotope dilution analytes, any recoveries falling outside of established acceptance criteria are re-prepared and/or re-analyzed to confirm results, unless the deviation is due to sample dilution or otherwise explained in the case narrative.

Receipt
The samples were received on 2/4/2026 1:39 PM. Unless otherwise noted below, the samples arrived in good condition, and, where required, properly preserved and on ice. The temperatures of the 4 coolers at receipt time were 0.7°C, 0.8°C, 3.9°C and 5.4°C.

Metals
Method 6020B - Total Recoverable: MS, MSD: The analyte present in the original sample is greater than 4 times the matrix spike concentration; therefore, control limits are not applicable.

No additional analytical or quality issues were noted, other than those described above or in the Definitions/ Glossary page.

General Chemistry
No additional analytical or quality issues were noted, other than those described above or in the Definitions/ Glossary page.

Detection Summary

Client: Southern Company
Project/Site: Plant McIntosh - Ash Pond 1

Job ID: 705-56493-2

Client Sample ID: MCI-MGWA-6A — Lab Sample ID: 705-56493-1

Analyte	Result	Qualifier	RL	MDL	Unit	Dil Fac	D	Method	Prep Type
Potassium	0.52		0.10	0.044	mg/L	1		6020B	Total Recoverable
Magnesium	2.2		0.10	0.016	mg/L	1		6020B	Total Recoverable
Sodium	3.5		0.50	0.25	mg/L	1		6020B	Total Recoverable
Total Alkalinity as CaCO3	260		3.0	3.0	mg/L	1		2320B-2011	Total/NA
Bicarbonate Alkalinity as CaCO3	260		3.0	3.0	mg/L	1		2320B-2011	Total/NA

Client Sample ID: MCI-MGWA-10 — Lab Sample ID: 705-56493-2

Analyte	Result	Qualifier	RL	MDL	Unit	Dil Fac	D	Method	Prep Type
Potassium	1.1		0.10	0.044	mg/L	1		6020B	Total Recoverable
Magnesium	1.0		0.10	0.016	mg/L	1		6020B	Total Recoverable
Sodium	5.9		0.50	0.25	mg/L	1		6020B	Total Recoverable
Total Alkalinity as CaCO3	13		3.0	3.0	mg/L	1		2320B-2011	Total/NA
Bicarbonate Alkalinity as CaCO3	13		3.0	3.0	mg/L	1		2320B-2011	Total/NA

Client Sample ID: MCI-MGWA-6 — Lab Sample ID: 705-56493-3

Analyte	Result	Qualifier	RL	MDL	Unit	Dil Fac	D	Method	Prep Type
Potassium	0.53		0.10	0.044	mg/L	1		6020B	Total Recoverable
Magnesium	1.9		0.10	0.016	mg/L	1		6020B	Total Recoverable
Sodium	3.3		0.50	0.25	mg/L	1		6020B	Total Recoverable
Total Alkalinity as CaCO3	260		3.0	3.0	mg/L	1		2320B-2011	Total/NA
Bicarbonate Alkalinity as CaCO3	260		3.0	3.0	mg/L	1		2320B-2011	Total/NA

Client Sample ID: MCI-MGWA-11 — Lab Sample ID: 705-56493-4

Analyte	Result	Qualifier	RL	MDL	Unit	Dil Fac	D	Method	Prep Type
Potassium	2.0		0.10	0.044	mg/L	1		6020B	Total Recoverable
Magnesium	11		0.10	0.016	mg/L	1		6020B	Total Recoverable
Sodium	11		0.50	0.25	mg/L	1		6020B	Total Recoverable
Total Alkalinity as CaCO3	170		3.0	3.0	mg/L	1		2320B-2011	Total/NA
Bicarbonate Alkalinity as CaCO3	170		3.0	3.0	mg/L	1		2320B-2011	Total/NA

Client Sample ID: MCI-MGWA-5 — Lab Sample ID: 705-56493-5

Analyte	Result	Qualifier	RL	MDL	Unit	Dil Fac	D	Method	Prep Type
Potassium	1.0		0.10	0.044	mg/L	1		6020B	Total Recoverable
Magnesium	11		0.10	0.016	mg/L	1		6020B	Total Recoverable
Sodium	7.3		0.50	0.25	mg/L	1		6020B	Total Recoverable
Total Alkalinity as CaCO3	120		3.0	3.0	mg/L	1		2320B-2011	Total/NA
Bicarbonate Alkalinity as CaCO3	120		3.0	3.0	mg/L	1		2320B-2011	Total/NA

This Detection Summary does not include radiochemical test results.

Detection Summary

Client: Southern Company
Project/Site: Plant McIntosh - Ash Pond 1

Job ID: 705-56493-2

Client Sample ID: MCI-MGWC-2 — Lab Sample ID: 705-56493-6

Analyte	Result	Qualifier	RL	MDL	Unit	Dil Fac	D	Method	Prep Type
Potassium	1.8		0.10	0.044	mg/L	1		6020B	Total Recoverable
Magnesium	16		0.10	0.016	mg/L	1		6020B	Total Recoverable
Sodium	28		0.50	0.25	mg/L	1		6020B	Total Recoverable
Total Alkalinity as CaCO3	220		3.0	3.0	mg/L	1		2320B-2011	Total/NA
Bicarbonate Alkalinity as CaCO3	220		3.0	3.0	mg/L	1		2320B-2011	Total/NA

Client Sample ID: MCI-MGWC-3 — Lab Sample ID: 705-56493-7

Analyte	Result	Qualifier	RL	MDL	Unit	Dil Fac	D	Method	Prep Type
Potassium	1.2		0.10	0.044	mg/L	1		6020B	Total Recoverable
Magnesium	4.6		0.10	0.016	mg/L	1		6020B	Total Recoverable
Sodium	12		0.50	0.25	mg/L	1		6020B	Total Recoverable
Total Alkalinity as CaCO3	210		3.0	3.0	mg/L	1		2320B-2011	Total/NA
Bicarbonate Alkalinity as CaCO3	210		3.0	3.0	mg/L	1		2320B-2011	Total/NA

Client Sample ID: MCI-MGWC-7 — Lab Sample ID: 705-56493-8

Analyte	Result	Qualifier	RL	MDL	Unit	Dil Fac	D	Method	Prep Type
Potassium	3.7		0.10	0.044	mg/L	1		6020B	Total Recoverable
Magnesium	4.2		0.10	0.016	mg/L	1		6020B	Total Recoverable
Sodium	39		0.50	0.25	mg/L	1		6020B	Total Recoverable
Total Alkalinity as CaCO3	30		3.0	3.0	mg/L	1		2320B-2011	Total/NA
Bicarbonate Alkalinity as CaCO3	30		3.0	3.0	mg/L	1		2320B-2011	Total/NA

Client Sample ID: MCI-MGWC-12 — Lab Sample ID: 705-56493-9

Analyte	Result	Qualifier	RL	MDL	Unit	Dil Fac	D	Method	Prep Type
Potassium	1.8		0.10	0.044	mg/L	1		6020B	Total Recoverable
Magnesium	10		0.10	0.016	mg/L	1		6020B	Total Recoverable
Sodium	11		0.50	0.25	mg/L	1		6020B	Total Recoverable
Total Alkalinity as CaCO3	130		3.0	3.0	mg/L	1		2320B-2011	Total/NA
Bicarbonate Alkalinity as CaCO3	130		3.0	3.0	mg/L	1		2320B-2011	Total/NA

Client Sample ID: MCI-MGWC-1 — Lab Sample ID: 705-56493-13

Analyte	Result	Qualifier	RL	MDL	Unit	Dil Fac	D	Method	Prep Type
Potassium	1.9		0.10	0.044	mg/L	1		6020B	Total Recoverable
Magnesium	5.9		0.10	0.016	mg/L	1		6020B	Total Recoverable
Sodium	20		0.50	0.25	mg/L	1		6020B	Total Recoverable
Total Alkalinity as CaCO3	200		3.0	3.0	mg/L	1		2320B-2011	Total/NA
Bicarbonate Alkalinity as CaCO3	200		3.0	3.0	mg/L	1		2320B-2011	Total/NA

This Detection Summary does not include radiochemical test results.

Detection Summary

Client: Southern Company
Project/Site: Plant McIntosh - Ash Pond 1

Job ID: 705-56493-2

Client Sample ID: MCI-MGWC-8 — Lab Sample ID: 705-56493-14

Analyte	Result	Qualifier	RL	MDL	Unit	Dil Fac	D	Method	Prep Type
Potassium	2.2		0.10	0.044	mg/L	1		6020B	Total Recoverable
Magnesium	22		0.10	0.016	mg/L	1		6020B	Total Recoverable
Sodium	27		0.50	0.25	mg/L	1		6020B	Total Recoverable
Total Alkalinity as CaCO3	91		3.0	3.0	mg/L	1		2320B-2011	Total/NA
Bicarbonate Alkalinity as CaCO3	91		3.0	3.0	mg/L	1		2320B-2011	Total/NA

Client Sample ID: MCI-MGWC-19 — Lab Sample ID: 705-56493-15

Analyte	Result	Qualifier	RL	MDL	Unit	Dil Fac	D	Method	Prep Type
Potassium	1.9		0.10	0.044	mg/L	1		6020B	Total Recoverable
Magnesium	20		0.10	0.016	mg/L	1		6020B	Total Recoverable
Sodium	9.7		0.50	0.25	mg/L	1		6020B	Total Recoverable
Total Alkalinity as CaCO3	100		3.0	3.0	mg/L	1		2320B-2011	Total/NA
Bicarbonate Alkalinity as CaCO3	100		3.0	3.0	mg/L	1		2320B-2011	Total/NA

Client Sample ID: MCI-MGWC-20 — Lab Sample ID: 705-56493-16

Analyte	Result	Qualifier	RL	MDL	Unit	Dil Fac	D	Method	Prep Type
Potassium	2.8		0.10	0.044	mg/L	1		6020B	Total Recoverable
Magnesium	14		0.10	0.016	mg/L	1		6020B	Total Recoverable
Sodium	30		0.50	0.25	mg/L	1		6020B	Total Recoverable
Total Alkalinity as CaCO3	54		3.0	3.0	mg/L	1		2320B-2011	Total/NA
Bicarbonate Alkalinity as CaCO3	54		3.0	3.0	mg/L	1		2320B-2011	Total/NA

This Detection Summary does not include radiochemical test results.

Client Sample Results

Client: Southern Company
Project/Site: Plant McIntosh - Ash Pond 1

Job ID: 705-56493-2

Client Sample ID: MCI-MGWA-6A

Lab Sample ID: 705-56493-1
Matrix: Water
Date Collected: 02/02/26 15:43
Date Received: 02/04/26 13:39

Method: SW846 6020B - Metals (ICP/MS) - Total Recoverable

Analyte	Result	Qualifier	RL	MDL	Unit	D	Prepared	Analyzed	Dil Fac
Potassium	0.52		0.10	0.044	mg/L		02/06/26 08:44	02/07/26 22:20	1
Magnesium	2.2		0.10	0.016	mg/L		02/06/26 08:44	02/07/26 22:20	1
Sodium	3.5		0.50	0.25	mg/L		02/06/26 08:44	02/07/26 22:20	1

General Chemistry

Analyte	Result	Qualifier	RL	MDL	Unit	D	Prepared	Analyzed	Dil Fac
Total Alkalinity as CaCO3 (SM 2320B-2011)	260		3.0	3.0	mg/L			02/10/26 15:22	1
Bicarbonate Alkalinity as CaCO3 (SM 2320B-2011)	260		3.0	3.0	mg/L			02/10/26 15:22	1
Carbonate Alkalinity as CaCO3 (SM 2320B-2011)	<3.0		3.0	3.0	mg/L			02/10/26 15:22	1

Client Sample ID: MCI-MGWA-10

Lab Sample ID: 705-56493-2
Matrix: Water
Date Collected: 02/03/26 10:13
Date Received: 02/04/26 13:39

Method: SW846 6020B - Metals (ICP/MS) - Total Recoverable

Analyte	Result	Qualifier	RL	MDL	Unit	D	Prepared	Analyzed	Dil Fac
Potassium	1.1		0.10	0.044	mg/L		02/06/26 08:44	02/07/26 22:23	1
Magnesium	1.0		0.10	0.016	mg/L		02/06/26 08:44	02/07/26 22:23	1
Sodium	5.9		0.50	0.25	mg/L		02/06/26 08:44	02/07/26 22:23	1

General Chemistry

Analyte	Result	Qualifier	RL	MDL	Unit	D	Prepared	Analyzed	Dil Fac
Total Alkalinity as CaCO3 (SM 2320B-2011)	13		3.0	3.0	mg/L			02/10/26 15:22	1
Bicarbonate Alkalinity as CaCO3 (SM 2320B-2011)	13		3.0	3.0	mg/L			02/10/26 15:22	1
Carbonate Alkalinity as CaCO3 (SM 2320B-2011)	<3.0		3.0	3.0	mg/L			02/10/26 15:22	1

Client Sample ID: MCI-MGWA-6

Lab Sample ID: 705-56493-3
Matrix: Water
Date Collected: 02/03/26 10:03
Date Received: 02/04/26 13:39

Method: SW846 6020B - Metals (ICP/MS) - Total Recoverable

Analyte	Result	Qualifier	RL	MDL	Unit	D	Prepared	Analyzed	Dil Fac
Potassium	0.53		0.10	0.044	mg/L		02/06/26 08:44	02/07/26 22:26	1
Magnesium	1.9		0.10	0.016	mg/L		02/06/26 08:44	02/07/26 22:26	1
Sodium	3.3		0.50	0.25	mg/L		02/06/26 08:44	02/07/26 22:26	1

General Chemistry

Analyte	Result	Qualifier	RL	MDL	Unit	D	Prepared	Analyzed	Dil Fac
Total Alkalinity as CaCO3 (SM 2320B-2011)	260		3.0	3.0	mg/L			02/10/26 15:22	1
Bicarbonate Alkalinity as CaCO3 (SM 2320B-2011)	260		3.0	3.0	mg/L			02/10/26 15:22	1
Carbonate Alkalinity as CaCO3 (SM 2320B-2011)	<3.0		3.0	3.0	mg/L			02/10/26 15:22	1

Client Sample Results

Client: Southern Company
Project/Site: Plant McIntosh - Ash Pond 1

Job ID: 705-56493-2

Client Sample ID: MCI-MGWA-11

Lab Sample ID: 705-56493-4
Date Collected: 02/03/26 12:00
Matrix: Water
Date Received: 02/04/26 13:39

Method: SW846 6020B - Metals (ICP/MS) - Total Recoverable

Analyte	Result	Qualifier	RL	MDL	Unit	D	Prepared	Analyzed	Dil Fac
Potassium	2.0		0.10	0.044	mg/L		02/06/26 08:44	02/07/26 22:28	1
Magnesium	11		0.10	0.016	mg/L		02/06/26 08:44	02/07/26 22:28	1
Sodium	11		0.50	0.25	mg/L		02/06/26 08:44	02/07/26 22:28	1

General Chemistry

Analyte	Result	Qualifier	RL	MDL	Unit	D	Prepared	Analyzed	Dil Fac
Total Alkalinity as CaCO3 (SM 2320B-2011)	170		3.0	3.0	mg/L			02/10/26 15:22	1
Bicarbonate Alkalinity as CaCO3 (SM 2320B-2011)	170		3.0	3.0	mg/L			02/10/26 15:22	1
Carbonate Alkalinity as CaCO3 (SM 2320B-2011)	<3.0		3.0	3.0	mg/L			02/10/26 15:22	1

Client Sample ID: MCI-MGWA-5

Lab Sample ID: 705-56493-5
Date Collected: 02/03/26 11:19
Matrix: Water
Date Received: 02/04/26 13:39

Method: SW846 6020B - Metals (ICP/MS) - Total Recoverable

Analyte	Result	Qualifier	RL	MDL	Unit	D	Prepared	Analyzed	Dil Fac
Potassium	1.0		0.10	0.044	mg/L		02/06/26 08:44	02/07/26 22:31	1
Magnesium	11		0.10	0.016	mg/L		02/06/26 08:44	02/07/26 22:31	1
Sodium	7.3		0.50	0.25	mg/L		02/06/26 08:44	02/07/26 22:31	1

General Chemistry

Analyte	Result	Qualifier	RL	MDL	Unit	D	Prepared	Analyzed	Dil Fac
Total Alkalinity as CaCO3 (SM 2320B-2011)	120		3.0	3.0	mg/L			02/10/26 15:22	1
Bicarbonate Alkalinity as CaCO3 (SM 2320B-2011)	120		3.0	3.0	mg/L			02/10/26 15:22	1
Carbonate Alkalinity as CaCO3 (SM 2320B-2011)	<3.0		3.0	3.0	mg/L			02/10/26 15:22	1

Client Sample ID: MCI-MGWC-2

Lab Sample ID: 705-56493-6
Date Collected: 02/03/26 15:30
Matrix: Water
Date Received: 02/04/26 13:39

Method: SW846 6020B - Metals (ICP/MS) - Total Recoverable

Analyte	Result	Qualifier	RL	MDL	Unit	D	Prepared	Analyzed	Dil Fac
Potassium	1.8		0.10	0.044	mg/L		02/06/26 09:49	02/07/26 22:55	1
Magnesium	16		0.10	0.016	mg/L		02/06/26 09:49	02/07/26 22:55	1
Sodium	28		0.50	0.25	mg/L		02/06/26 09:49	02/07/26 22:55	1

General Chemistry

Analyte	Result	Qualifier	RL	MDL	Unit	D	Prepared	Analyzed	Dil Fac
Total Alkalinity as CaCO3 (SM 2320B-2011)	220		3.0	3.0	mg/L			02/10/26 15:22	1
Bicarbonate Alkalinity as CaCO3 (SM 2320B-2011)	220		3.0	3.0	mg/L			02/10/26 15:22	1
Carbonate Alkalinity as CaCO3 (SM 2320B-2011)	<3.0		3.0	3.0	mg/L			02/10/26 15:22	1

Client Sample Results

Client: Southern Company
Project/Site: Plant McIntosh - Ash Pond 1

Job ID: 705-56493-2

Client Sample ID: MCI-MGWC-3

Lab Sample ID: 705-56493-7
Matrix: Water
Date Collected: 02/03/26 13:52
Date Received: 02/04/26 13:39

Method: SW846 6020B - Metals (ICP/MS) - Total Recoverable

Analyte	Result	Qualifier	RL	MDL	Unit	D	Prepared	Analyzed	Dil Fac
Potassium	1.2		0.10	0.044	mg/L		02/06/26 09:49	02/07/26 23:05	1
Magnesium	4.6		0.10	0.016	mg/L		02/06/26 09:49	02/07/26 23:05	1
Sodium	12		0.50	0.25	mg/L		02/06/26 09:49	02/07/26 23:05	1

General Chemistry

Analyte	Result	Qualifier	RL	MDL	Unit	D	Prepared	Analyzed	Dil Fac
Total Alkalinity as CaCO3 (SM 2320B-2011)	210		3.0	3.0	mg/L			02/10/26 15:22	1
Bicarbonate Alkalinity as CaCO3 (SM 2320B-2011)	210		3.0	3.0	mg/L			02/10/26 15:22	1
Carbonate Alkalinity as CaCO3 (SM 2320B-2011)	<3.0		3.0	3.0	mg/L			02/10/26 15:22	1

Client Sample ID: MCI-MGWC-7

Lab Sample ID: 705-56493-8
Matrix: Water
Date Collected: 02/03/26 15:57
Date Received: 02/04/26 13:39

Method: SW846 6020B - Metals (ICP/MS) - Total Recoverable

Analyte	Result	Qualifier	RL	MDL	Unit	D	Prepared	Analyzed	Dil Fac
Potassium	3.7		0.10	0.044	mg/L		02/06/26 09:49	02/07/26 23:08	1
Magnesium	4.2		0.10	0.016	mg/L		02/06/26 09:49	02/07/26 23:08	1
Sodium	39		0.50	0.25	mg/L		02/06/26 09:49	02/07/26 23:08	1

General Chemistry

Analyte	Result	Qualifier	RL	MDL	Unit	D	Prepared	Analyzed	Dil Fac
Total Alkalinity as CaCO3 (SM 2320B-2011)	30		3.0	3.0	mg/L			02/10/26 15:22	1
Bicarbonate Alkalinity as CaCO3 (SM 2320B-2011)	30		3.0	3.0	mg/L			02/10/26 15:22	1
Carbonate Alkalinity as CaCO3 (SM 2320B-2011)	<3.0		3.0	3.0	mg/L			02/10/26 15:22	1

Client Sample ID: MCI-MGWC-12

Lab Sample ID: 705-56493-9
Matrix: Water
Date Collected: 02/03/26 14:10
Date Received: 02/04/26 13:39

Method: SW846 6020B - Metals (ICP/MS) - Total Recoverable

Analyte	Result	Qualifier	RL	MDL	Unit	D	Prepared	Analyzed	Dil Fac
Potassium	1.8		0.10	0.044	mg/L		02/06/26 09:49	02/07/26 23:11	1
Magnesium	10		0.10	0.016	mg/L		02/06/26 09:49	02/07/26 23:11	1
Sodium	11		0.50	0.25	mg/L		02/06/26 09:49	02/07/26 23:11	1

General Chemistry

Analyte	Result	Qualifier	RL	MDL	Unit	D	Prepared	Analyzed	Dil Fac
Total Alkalinity as CaCO3 (SM 2320B-2011)	130		3.0	3.0	mg/L			02/10/26 15:22	1
Bicarbonate Alkalinity as CaCO3 (SM 2320B-2011)	130		3.0	3.0	mg/L			02/10/26 15:22	1
Carbonate Alkalinity as CaCO3 (SM 2320B-2011)	<3.0		3.0	3.0	mg/L			02/10/26 15:22	1

Client Sample Results

Client: Southern Company
Project/Site: Plant McIntosh - Ash Pond 1

Job ID: 705-56493-2

Client Sample ID: MCI-MGWC-1

Lab Sample ID: 705-56493-13

Date Collected: 02/04/26 09:41
Matrix: Water
Date Received: 02/04/26 13:39

Method: SW846 6020B - Metals (ICP/MS) - Total Recoverable

Analyte	Result	Qualifier	RL	MDL	Unit	D	Prepared	Analyzed	Dil Fac
Potassium	1.9		0.10	0.044	mg/L		02/06/26 09:49	02/07/26 23:37	1
Magnesium	5.9		0.10	0.016	mg/L		02/06/26 09:49	02/07/26 23:37	1
Sodium	20		0.50	0.25	mg/L		02/06/26 09:49	02/07/26 23:37	1

General Chemistry

Analyte	Result	Qualifier	RL	MDL	Unit	D	Prepared	Analyzed	Dil Fac
Total Alkalinity as CaCO3 (SM 2320B-2011)	200		3.0	3.0	mg/L			02/10/26 15:22	1
Bicarbonate Alkalinity as CaCO3 (SM 2320B-2011)	200		3.0	3.0	mg/L			02/10/26 15:22	1
Carbonate Alkalinity as CaCO3 (SM 2320B-2011)	<3.0		3.0	3.0	mg/L			02/10/26 15:22	1

Client Sample ID: MCI-MGWC-8

Lab Sample ID: 705-56493-14

Date Collected: 02/04/26 11:07
Matrix: Water
Date Received: 02/04/26 13:39

Method: SW846 6020B - Metals (ICP/MS) - Total Recoverable

Analyte	Result	Qualifier	RL	MDL	Unit	D	Prepared	Analyzed	Dil Fac
Potassium	2.2		0.10	0.044	mg/L		02/06/26 09:49	02/07/26 23:40	1
Magnesium	22		0.10	0.016	mg/L		02/06/26 09:49	02/07/26 23:40	1
Sodium	27		0.50	0.25	mg/L		02/06/26 09:49	02/07/26 23:40	1

General Chemistry

Analyte	Result	Qualifier	RL	MDL	Unit	D	Prepared	Analyzed	Dil Fac
Total Alkalinity as CaCO3 (SM 2320B-2011)	91		3.0	3.0	mg/L			02/10/26 15:22	1
Bicarbonate Alkalinity as CaCO3 (SM 2320B-2011)	91		3.0	3.0	mg/L			02/10/26 15:22	1
Carbonate Alkalinity as CaCO3 (SM 2320B-2011)	<3.0		3.0	3.0	mg/L			02/10/26 15:22	1

Client Sample ID: MCI-MGWC-19

Lab Sample ID: 705-56493-15

Date Collected: 02/04/26 09:37
Matrix: Water
Date Received: 02/04/26 13:39

Method: SW846 6020B - Metals (ICP/MS) - Total Recoverable

Analyte	Result	Qualifier	RL	MDL	Unit	D	Prepared	Analyzed	Dil Fac
Potassium	1.9		0.10	0.044	mg/L		02/06/26 09:49	02/07/26 23:43	1
Magnesium	20		0.10	0.016	mg/L		02/06/26 09:49	02/07/26 23:43	1
Sodium	9.7		0.50	0.25	mg/L		02/06/26 09:49	02/07/26 23:43	1

General Chemistry

Analyte	Result	Qualifier	RL	MDL	Unit	D	Prepared	Analyzed	Dil Fac
Total Alkalinity as CaCO3 (SM 2320B-2011)	100		3.0	3.0	mg/L			02/10/26 15:22	1
Bicarbonate Alkalinity as CaCO3 (SM 2320B-2011)	100		3.0	3.0	mg/L			02/10/26 15:22	1
Carbonate Alkalinity as CaCO3 (SM 2320B-2011)	<3.0		3.0	3.0	mg/L			02/10/26 15:22	1

Client Sample Results

Client: Southern Company
Project/Site: Plant McIntosh - Ash Pond 1

Job ID: 705-56493-2

Client Sample ID: MCI-MGWC-20

Lab Sample ID: 705-56493-16

Date Collected: 02/04/26 11:05
Matrix: Water
Date Received: 02/04/26 13:39

Method: SW846 6020B - Metals (ICP/MS) - Total Recoverable

Analyte	Result	Qualifier	RL	MDL	Unit	D	Prepared	Analyzed	Dil Fac
Potassium	**2.8**		0.10	0.044	mg/L		02/06/26 09:49	02/07/26 23:45	1
Magnesium	**14**		0.10	0.016	mg/L		02/06/26 09:49	02/07/26 23:45	1
Sodium	**30**		0.50	0.25	mg/L		02/06/26 09:49	02/07/26 23:45	1

General Chemistry

Analyte	Result	Qualifier	RL	MDL	Unit	D	Prepared	Analyzed	Dil Fac
Total Alkalinity as CaCO3 (SM 2320B-2011)	**54**		3.0	3.0	mg/L			02/10/26 15:22	1
Bicarbonate Alkalinity as CaCO3 (SM 2320B-2011)	**54**		3.0	3.0	mg/L			02/10/26 15:22	1
Carbonate Alkalinity as CaCO3 (SM 2320B-2011)	<3.0		3.0	3.0	mg/L			02/10/26 15:22	1

Method Summary

Client: Southern Company
Project/Site: Plant McIntosh - Ash Pond 1

Job ID: 705-56493-2

Method	Method Description	Protocol	Laboratory
6020B	Metals (ICP/MS)	SW846	EET ATL
2320B-2011	Alkalinity, Total	SM	EET ATL
3005A	Preparation, Total Recoverable or Dissolved Metals	SW846	EET ATL

Protocol References:

SM = "Standard Methods For The Examination Of Water And Wastewater"

SW846 = "Test Methods For Evaluating Solid Waste, Physical/Chemical Methods", Third Edition, November 1986 And Its Updates.

Laboratory References:

EET ATL = Eurofins Atlanta, 3080 Presidential Dr, Atlanta, GA 30340, TEL (770)457-8177

Lab Chronicle

Client: Southern Company
Project/Site: Plant McIntosh - Ash Pond 1

Job ID: 705-56493-2

Client Sample ID: MCI-MGWA-6A

Lab Sample ID: 705-56493-1
Date Collected: 02/02/26 15:43
Matrix: Water
Date Received: 02/04/26 13:39

Prep Type	Batch Type	Batch Method	Run	Dilution Factor	Batch Number	Analyst	Lab	Prepared or Analyzed
Total Recoverable	Prep	3005A			112427	SA	EET ATL	02/06/26 08:44
Total Recoverable	Analysis	6020B		1	112878	TT	EET ATL	02/07/26 22:20
Total/NA	Analysis	2320B-2011		1	113228	AH	EET ATL	02/10/26 15:22

Client Sample ID: MCI-MGWA-10

Lab Sample ID: 705-56493-2
Date Collected: 02/03/26 10:13
Matrix: Water
Date Received: 02/04/26 13:39

Prep Type	Batch Type	Batch Method	Run	Dilution Factor	Batch Number	Analyst	Lab	Prepared or Analyzed
Total Recoverable	Prep	3005A			112427	SA	EET ATL	02/06/26 08:44
Total Recoverable	Analysis	6020B		1	112878	TT	EET ATL	02/07/26 22:23
Total/NA	Analysis	2320B-2011		1	113276	AH	EET ATL	02/10/26 15:22

Client Sample ID: MCI-MGWA-6

Lab Sample ID: 705-56493-3
Date Collected: 02/03/26 10:03
Matrix: Water
Date Received: 02/04/26 13:39

Prep Type	Batch Type	Batch Method	Run	Dilution Factor	Batch Number	Analyst	Lab	Prepared or Analyzed
Total Recoverable	Prep	3005A			112427	SA	EET ATL	02/06/26 08:44
Total Recoverable	Analysis	6020B		1	112878	TT	EET ATL	02/07/26 22:26
Total/NA	Analysis	2320B-2011		1	113228	AH	EET ATL	02/10/26 15:22

Client Sample ID: MCI-MGWA-11

Lab Sample ID: 705-56493-4
Date Collected: 02/03/26 12:00
Matrix: Water
Date Received: 02/04/26 13:39

Prep Type	Batch Type	Batch Method	Run	Dilution Factor	Batch Number	Analyst	Lab	Prepared or Analyzed
Total Recoverable	Prep	3005A			112427	SA	EET ATL	02/06/26 08:44
Total Recoverable	Analysis	6020B		1	112878	TT	EET ATL	02/07/26 22:28
Total/NA	Analysis	2320B-2011		1	113228	AH	EET ATL	02/10/26 15:22

Client Sample ID: MCI-MGWA-5

Lab Sample ID: 705-56493-5
Date Collected: 02/03/26 11:19
Matrix: Water
Date Received: 02/04/26 13:39

Prep Type	Batch Type	Batch Method	Run	Dilution Factor	Batch Number	Analyst	Lab	Prepared or Analyzed
Total Recoverable	Prep	3005A			112427	SA	EET ATL	02/06/26 08:44
Total Recoverable	Analysis	6020B		1	112878	TT	EET ATL	02/07/26 22:31
Total/NA	Analysis	2320B-2011		1	113228	AH	EET ATL	02/10/26 15:22

Lab Chronicle

Client: Southern Company
Project/Site: Plant McIntosh - Ash Pond 1

Job ID: 705-56493-2

Client Sample ID: MCI-MGWC-2

Lab Sample ID: 705-56493-6
Date Collected: 02/03/26 15:30
Matrix: Water
Date Received: 02/04/26 13:39

Prep Type	Batch Type	Batch Method	Run	Dilution Factor	Batch Number	Analyst	Lab	Prepared or Analyzed
Total Recoverable	Prep	3005A			112447	SA	EET ATL	02/06/26 09:49
Total Recoverable	Analysis	6020B		1	112879	TT	EET ATL	02/07/26 22:55
Total/NA	Analysis	2320B-2011		1	113228	AH	EET ATL	02/10/26 15:22

Client Sample ID: MCI-MGWC-3

Lab Sample ID: 705-56493-7
Date Collected: 02/03/26 13:52
Matrix: Water
Date Received: 02/04/26 13:39

Prep Type	Batch Type	Batch Method	Run	Dilution Factor	Batch Number	Analyst	Lab	Prepared or Analyzed
Total Recoverable	Prep	3005A			112447	SA	EET ATL	02/06/26 09:49
Total Recoverable	Analysis	6020B		1	112879	TT	EET ATL	02/07/26 23:05
Total/NA	Analysis	2320B-2011		1	113228	AH	EET ATL	02/10/26 15:22

Client Sample ID: MCI-MGWC-7

Lab Sample ID: 705-56493-8
Date Collected: 02/03/26 15:57
Matrix: Water
Date Received: 02/04/26 13:39

Prep Type	Batch Type	Batch Method	Run	Dilution Factor	Batch Number	Analyst	Lab	Prepared or Analyzed
Total Recoverable	Prep	3005A			112447	SA	EET ATL	02/06/26 09:49
Total Recoverable	Analysis	6020B		1	112879	TT	EET ATL	02/07/26 23:08
Total/NA	Analysis	2320B-2011		1	113228	AH	EET ATL	02/10/26 15:22

Client Sample ID: MCI-MGWC-12

Lab Sample ID: 705-56493-9
Date Collected: 02/03/26 14:10
Matrix: Water
Date Received: 02/04/26 13:39

Prep Type	Batch Type	Batch Method	Run	Dilution Factor	Batch Number	Analyst	Lab	Prepared or Analyzed
Total Recoverable	Prep	3005A			112447	SA	EET ATL	02/06/26 09:49
Total Recoverable	Analysis	6020B		1	112879	TT	EET ATL	02/07/26 23:11
Total/NA	Analysis	2320B-2011		1	113228	AH	EET ATL	02/10/26 15:22

Client Sample ID: MCI-MGWC-1

Lab Sample ID: 705-56493-13
Date Collected: 02/04/26 09:41
Matrix: Water
Date Received: 02/04/26 13:39

Prep Type	Batch Type	Batch Method	Run	Dilution Factor	Batch Number	Analyst	Lab	Prepared or Analyzed
Total Recoverable	Prep	3005A			112447	SA	EET ATL	02/06/26 09:49
Total Recoverable	Analysis	6020B		1	112879	TT	EET ATL	02/07/26 23:37
Total/NA	Analysis	2320B-2011		1	113228	AH	EET ATL	02/10/26 15:22

Lab Chronicle

Client: Southern Company
Project/Site: Plant McIntosh - Ash Pond 1

Job ID: 705-56493-2

Client Sample ID: MCI-MGWC-8

Lab Sample ID: 705-56493-14

Date Collected: 02/04/26 11:07
Date Received: 02/04/26 13:39

Matrix: Water

Prep Type	Batch Type	Batch Method	Run	Dilution Factor	Batch Number	Analyst	Lab	Prepared or Analyzed
Total Recoverable	Prep	3005A			112447	SA	EET ATL	02/06/26 09:49
Total Recoverable	Analysis	6020B		1	112879	TT	EET ATL	02/07/26 23:40
Total/NA	Analysis	2320B-2011		1	113228	AH	EET ATL	02/10/26 15:22

Client Sample ID: MCI-MGWC-19

Lab Sample ID: 705-56493-15

Date Collected: 02/04/26 09:37
Date Received: 02/04/26 13:39

Matrix: Water

Prep Type	Batch Type	Batch Method	Run	Dilution Factor	Batch Number	Analyst	Lab	Prepared or Analyzed
Total Recoverable	Prep	3005A			112447	SA	EET ATL	02/06/26 09:49
Total Recoverable	Analysis	6020B		1	112879	TT	EET ATL	02/07/26 23:43
Total/NA	Analysis	2320B-2011		1	113228	AH	EET ATL	02/10/26 15:22

Client Sample ID: MCI-MGWC-20

Lab Sample ID: 705-56493-16

Date Collected: 02/04/26 11:05
Date Received: 02/04/26 13:39

Matrix: Water

Prep Type	Batch Type	Batch Method	Run	Dilution Factor	Batch Number	Analyst	Lab	Prepared or Analyzed
Total Recoverable	Prep	3005A			112447	SA	EET ATL	02/06/26 09:49
Total Recoverable	Analysis	6020B		1	112879	TT	EET ATL	02/07/26 23:45
Total/NA	Analysis	2320B-2011		1	113228	AH	EET ATL	02/10/26 15:22

Laboratory References:

EET ATL = Eurofins Atlanta, 3080 Presidential Dr, Atlanta, GA 30340, TEL (770)457-8177

QC Sample Results

Client: Southern Company
Project/Site: Plant McIntosh - Ash Pond 1

Job ID: 705-56493-2

Method: 6020B - Metals (ICP/MS)

Lab Sample ID: MB 705-112427/1-A
Matrix: Water
Analysis Batch: 112878

Client Sample ID: Method Blank
Prep Type: Total Recoverable
Prep Batch: 112427

Analyte	MB Result	MB Qualifier	RL	MDL	Unit	D	Prepared	Analyzed	Dil Fac
Potassium	<0.044		0.10	0.044	mg/L		02/06/26 08:44	02/07/26 20:55	1
Magnesium	<0.016		0.10	0.016	mg/L		02/06/26 08:44	02/07/26 20:55	1
Sodium	<0.25		0.50	0.25	mg/L		02/06/26 08:44	02/07/26 20:55	1

Lab Sample ID: LCS 705-112427/2-A
Matrix: Water
Analysis Batch: 112878

Client Sample ID: Lab Control Sample
Prep Type: Total Recoverable
Prep Batch: 112427

Analyte	Spike Added	LCS Result	LCS Qualifier	Unit	D	%Rec	%Rec Limits
Potassium	1.00	0.922		mg/L		92	80 - 120
Magnesium	1.00	0.958		mg/L		96	80 - 120
Sodium	1.00	1.02		mg/L		102	80 - 120

Lab Sample ID: 705-56500-B-2-B MS
Matrix: Water
Analysis Batch: 112878

Client Sample ID: Matrix Spike
Prep Type: Total Recoverable
Prep Batch: 112427

Analyte	Sample Result	Sample Qualifier	Spike Added	MS Result	MS Qualifier	Unit	D	%Rec	%Rec Limits
Potassium	0.62		1.00	1.57		mg/L		95	75 - 125
Magnesium	0.52		1.00	1.51		mg/L		99	75 - 125
Sodium	3.5		1.00	4.55		mg/L		104	75 - 125

Lab Sample ID: 705-56500-B-2-C MSD
Matrix: Water
Analysis Batch: 112878

Client Sample ID: Matrix Spike Duplicate
Prep Type: Total Recoverable
Prep Batch: 112427

Analyte	Sample Result	Sample Qualifier	Spike Added	MSD Result	MSD Qualifier	Unit	D	%Rec	%Rec Limits	RPD	RPD Limit
Potassium	0.62		1.00	1.53		mg/L		92	75 - 125	2	20
Magnesium	0.52		1.00	1.50		mg/L		99	75 - 125	0	20
Sodium	3.5		1.00	4.50		mg/L		99	75 - 125	1	20

Lab Sample ID: MB 705-112447/1-A
Matrix: Water
Analysis Batch: 112879

Client Sample ID: Method Blank
Prep Type: Total Recoverable
Prep Batch: 112447

Analyte	MB Result	MB Qualifier	RL	MDL	Unit	D	Prepared	Analyzed	Dil Fac
Potassium	<0.044		0.10	0.044	mg/L		02/06/26 09:49	02/07/26 22:50	1
Magnesium	<0.016		0.10	0.016	mg/L		02/06/26 09:49	02/07/26 22:50	1
Sodium	<0.25		0.50	0.25	mg/L		02/06/26 09:49	02/07/26 22:50	1

Lab Sample ID: LCS 705-112447/2-A
Matrix: Water
Analysis Batch: 112879

Client Sample ID: Lab Control Sample
Prep Type: Total Recoverable
Prep Batch: 112447

Analyte	Spike Added	LCS Result	LCS Qualifier	Unit	D	%Rec	%Rec Limits
Potassium	1.00	0.922		mg/L		92	80 - 120
Magnesium	1.00	0.987		mg/L		99	80 - 120
Sodium	1.00	1.03		mg/L		103	80 - 120

Method: 6020B - Metals (ICP/MS) (Continued)

Lab Sample ID: 705-56493-6 MS
Matrix: Water
Analysis Batch: 112879

Client Sample ID: MCI-MGWC-2
Prep Type: Total Recoverable
Prep Batch: 112447

Analyte	Sample Result	Sample Qualifier	Spike Added	MS Result	MS Qualifier	Unit	D	%Rec	%Rec Limits
Potassium	1.8		1.00	2.77		mg/L		93	75 - 125
Magnesium	16		1.00	17.2	4	mg/L		101	75 - 125
Sodium	28		1.00	29.1	4	mg/L		141	75 - 125

Lab Sample ID: 705-56493-6 MSD
Matrix: Water
Analysis Batch: 112879

Client Sample ID: MCI-MGWC-2
Prep Type: Total Recoverable
Prep Batch: 112447

Analyte	Sample Result	Sample Qualifier	Spike Added	MSD Result	MSD Qualifier	Unit	D	%Rec	%Rec Limits	RPD	RPD Limit
Potassium	1.8		1.00	2.73		mg/L		89	75 - 125	2	20
Magnesium	16		1.00	17.1	4	mg/L		91	75 - 125	1	20
Sodium	28		1.00	28.4	4	mg/L		79	75 - 125	2	20

Method: 2320B-2011 - Alkalinity, Total

Lab Sample ID: LCS 705-113228/1
Matrix: Water
Analysis Batch: 113228

Client Sample ID: Lab Control Sample
Prep Type: Total/NA

Analyte			Spike Added	LCS Result	LCS Qualifier	Unit	D	%Rec	%Rec Limits
Total Alkalinity as CaCO3			125	134		mg/L		107	90 - 110

Lab Sample ID: 705-55930-A-1 DU
Matrix: Water
Analysis Batch: 113228

Client Sample ID: Duplicate
Prep Type: Total/NA

Analyte	Sample Result	Sample Qualifier		DU Result	DU Qualifier	Unit	D			RPD	RPD Limit
Total Alkalinity as CaCO3	120			125		mg/L				0.3	30
Bicarbonate Alkalinity as CaCO3	120			125		mg/L				0.3	30
Carbonate Alkalinity as CaCO3	<3.0			<3.0		mg/L				NC	30

Accreditation/Certification Summary

Client: Southern Company
Project/Site: Plant McIntosh - Ash Pond 1

Job ID: 705-56493-2

Laboratory: Eurofins Atlanta

The accreditations/certifications listed below are applicable to this report.

Authority	Program	Identification Number	Expiration Date
Florida	NELAP	E87582	06-30-26
Georgia	State	E87582	06-30-26

eurofins | Environment Testing

ANALYTICAL REPORT

PREPARED FOR

Attn: Kevin Stephenson
Southern Company
241 Ralph McGill Blvd SE
B10185
Atlanta, Georgia (St) 30308

Generated 4/1/2026 2:47:09 PM Revision 1

JOB DESCRIPTION

Plant McIntosh - Ash Pond 1 New Well

JOB NUMBER

705-59039-3

Eurofins Atlanta
3080 Presidential Dr
Atlanta GA 30340

See page two for job notes and contact information.

my EOL

Eurofins Atlanta

Job Notes

The test results in this report relate only to the samples as received by the laboratory and will meet all requirements of the methodology, with any exceptions noted. This report shall not be reproduced except in full, without the express written approval of the laboratory. All questions should be directed to the Eurofins Environment Testing Southeast, LLC Project Manager.

Authorization

Generated
4/1/2026 2:47:09 PM
Revision 1

Authorized for release by
David Fuller, Project Manager
David.Fuller@et.eurofinsus.com
(770)344-8986

Table of Contents

Cover Page 1
Table of Contents 3
Sample Summary 4
Chain of Custody 5
Receipt Checklists 6
Definitions/Glossary 7
Case Narrative 8
Detection Summary 9
Client Sample Results 10
Method Summary 11
Lab Chronicle 12
QC Sample Results 13
Certification Summary 14

Sample Summary

Client: Southern Company
Project/Site: Plant McIntosh - Ash Pond 1 New Well

Job ID: 705-59039-3

Lab Sample ID	Client Sample ID	Matrix	Collected	Received	Sample Origin
705-59039-1	MCI-MGWC-25	Water	02/26/26 14:18	02/27/26 07:30	Georgia (St)

Eurofins TestAmerica, Savannah
5102 LaRoche Avenue
Savannah, GA 31404
Phone (912) 354-7858 Fax (912) 352-0165

Chain of Custody Record

eurofins | Environment Testing America

Client Information	Sampler: Joshua Nay ACC	Lab PM: David Fuller / Phone: 770-344-8986	Carrier Tracking No(s):	COC No:
Client Contact: SCS Contacts	Phone: 770-594-5998	E-Mail: david.fuller@et.eurofinsus.com		Page: 1 of 1
Company: GA Power				Job #:
Address: 241 Ralph McGill Blvd SE	Due Date Requested:			
City: Atlanta	TAT Requested (days):			
State, Zip: GA, 30308				
Phone: 404-506-7116(Tel)	Lab Project #: 70505835			
Email: SCS Contacts / ACC Contacts	PO #: GPC82130-0002			
Project Name: Plant McIntosh - Ash Pond 1	Project #:			
Site: Georgia	SSOW#:			

Analysis Requested

Preservation Codes:
A - HCL, B - NaOH, C - Zn Acetate, D - Nitric Acid, E - NaHSO4, F - MeOH, G - Amchlor, H - Ascorbic Acid, I - Ice, J - DI Water, K - EDTA, L - EDA, M - Hexane, N - None, O - AsNaO2, P - Na2O4S, Q - Na2SO3, R - Na2S2O3, S - H2SO4, T - TSP Dodecahydrate, U - Acetone, V - MCAA, W - pH 4-5, Z - other (specify)
Other:

Task_Code: MCI-CCR-ASSMT-2026S1

Special Instructions/Note: ALK + 3 Cations (Report Separately)

Sample Identification	Sample Date (mm/dd/yy)	Sample Time (hhmm)	Sample Type (C=Comp, G=grab)	Matrix (W=water, S=solid, O=waste/oil, BT=Tissue, A=Air)	Field Filtered Sample (Yes or No)	Perform MS/MSD (Yes or No)	6020B - Cations: Mg, K, Na	2320B_Total, Carbonate, Bicarbonate Alkalinity											Total Number of containers	Special Instructions/Note
			Preservation Code:																	
MCI- MGWC-25	02/26/26	1448	G	WG	N	N	X	X											10	
MCI-			G	WG	N	N														
MCI-			G	WG	N	N														
MCI-			G	WG	N	N														
MCI-			G	WG	N	N														
MCI-			G	WG	N	N														
MCI-			G	WG	N	N														
MCI-			G	WG	N	N														
MCI-			G	WG	N	N														
MCI-			G	WG	N	N														
MCI-			G	WG	N	N														

Possible Hazard Identification
☐ Non-Hazard ☐ Flammable ☐ Skin Irritant ☐ Poison B ☐ Unknown ☐ Radiological

Sample Disposal (A fee may be assessed if samples are retained longer than 1 month)
☐ Return To Client ☐ Disposal By Lab ☐ Archive For ____ Months

Deliverable Requested: I, II, III, IV, Other (specify)

Special Instructions/QC Requirements: Additional Cations: magnesium, sodium, potassium

Empty Kit Relinquished by: | Date: | Time: | Method of Shipment:

Relinquished by:	Date/Time:	Company	Received by:	Date/Time:	Company
	02-26-26 1544	ACC		2/26/26 1544	
	2/26/26 1545			~~02/26/26 1545~~	
				02/27/26 0730	

Custody Seals Intact: Δ Yes Δ No | Custody Seal No.:

Cooler Temperature(s) °C and Other Remarks: 0.4 / 0.4

Ver: 01/16/2019

Login Sample Receipt Checklist

Client: Southern Company

Job Number: 705-59039-3

Login Number: 59039
List Number: 1
Creator: Taylor, Renee

List Source: Eurofins Atlanta

Question	Answer	Comment
The cooler's custody seal, if present, is intact.	True	
The cooler does not appear to have been compromised or tampered with.	True	
Samples were received on ice.	True	
Cooler Temperature is acceptable.	True	
Cooler Temperature is recorded.	True	
COC present.	True	
COC is filled out in ink and legible.	True	
COC is filled out with all pertinent information.	True	
Sample custody seals, if present, are intact.	True	
Sample collection date/times are provided.	True	
The samples do not appear to have been compromised or tampered with.	True	
Containers are not broken or leaking.	True	
There are no discrepancies between the containers received and the COC.	True	
Sample containers have legible labels.	True	
Appropriate sample containers were rec'd and sufficient volume for all analyses.	True	
Samples are received within Holding Time (excluding tests with immediate HTs).	True	
Containers requiring zero headspace have no headspace or bubble is <6mm (1/4").	True	
Is there sufficient air space in bottle for bacteriological analysis.	N/A	

Definitions/Glossary

Client: Southern Company
Project/Site: Plant McIntosh - Ash Pond 1 New Well

Job ID: 705-59039-3

Glossary

Abbreviation	These commonly used abbreviations may or may not be present in this report.
☼	Listed under the "D" column to designate that the result is reported on a dry weight basis
%R	Percent Recovery
CFL	Contains Free Liquid
CFU	Colony Forming Unit
CNF	Contains No Free Liquid
DER	Duplicate Error Ratio (normalized absolute difference)
Dil Fac	Dilution Factor
DL	Detection Limit (DoD/DOE)
DL, RA, RE, IN	Indicates a Dilution, Re-analysis, Re-extraction, or additional Initial metals/anion analysis of the sample
DLC	Decision Level Concentration (Radiochemistry)
EDL	Estimated Detection Limit (Dioxin)
LOD	Limit of Detection (DoD/DOE)
LOQ	Limit of Quantitation (DoD/DOE)
MCL	EPA recommended "Maximum Contaminant Level"
MDA	Minimum Detectable Activity (Radiochemistry)
MDC	Minimum Detectable Concentration (Radiochemistry)
MDL	Method Detection Limit
ML	Minimum Level (Dioxin)
MPN	Most Probable Number
MQL	Method Quantitation Limit
NC	Not Calculated
ND	Not Detected at the reporting limit (or MDL or EDL if shown)
NEG	Negative / Absent
POS	Positive / Present
PQL	Practical Quantitation Limit
PRES	Presumptive
QC	Quality Control
RER	Relative Error Ratio (Radiochemistry)
RL	Reporting Limit or Requested Limit (Radiochemistry)
RPD	Relative Percent Difference, a measure of the relative difference between two points
TEF	Toxicity Equivalent Factor (Dioxin)
TEQ	Toxicity Equivalent Quotient (Dioxin)
TNTC	Too Numerous To Count

Job Narrative
705-59039-3

Revision 1
The report being provided is a revision of the original report sent on 3/17/2026. The report is being revised in order to correct the report formatter to report results above the MDL, but below the RL as needed.

The analytical test results presented in this report meet all requirements of the associated regulatory program listed on the Accreditation/Certification Summary Page, unless otherwise noted. Data qualifiers and/or narrative comments are included to explain any exceptions, if applicable. Regulated compliance samples (e.g. SDWA, NPDES) must comply with associated agency requirements/permits.

- Matrix-specific batch QC (e.g., MS, MSD, SD) may not be reported when insufficient sample volume is available or when site-specific QC samples are not submitted. In such cases, a Laboratory Control Sample Duplicate (LCSD) may be analyzed to provide precision data for the batch.
- For samples analyzed using surrogate and/or isotope dilution analytes, any recoveries falling outside of established acceptance criteria are re-prepared and/or re-analyzed to confirm results, unless the deviation is due to sample dilution or otherwise explained in the case narrative.

Receipt
The sample was received on 2/27/2026 7:30 AM. Unless otherwise noted below, the sample arrived in good condition, and, where required, properly preserved and on ice. The temperature of the cooler at receipt time was 0.4°C.

Metals
No additional analytical or quality issues were noted, other than those described above or in the Definitions/ Glossary page.

General Chemistry
No additional analytical or quality issues were noted, other than those described above or in the Definitions/ Glossary page.

Detection Summary

Client: Southern Company
Project/Site: Plant McIntosh - Ash Pond 1 New Well

Job ID: 705-59039-3

Client Sample ID: MCI-MGWC-25 — Lab Sample ID: 705-59039-1

Analyte	Result	Qualifier	RL	MDL	Unit	Dil Fac	D	Method	Prep Type
Potassium	5.5		1.0	0.44	mg/L	10		6020B	Total Recoverable
Magnesium	5.9		0.10	0.016	mg/L	1		6020B	Total Recoverable
Sodium	35		0.50	0.25	mg/L	1		6020B	Total Recoverable

This Detection Summary does not include radiochemical test results.

Client Sample Results

Client: Southern Company
Project/Site: Plant McIntosh - Ash Pond 1 New Well

Job ID: 705-59039-3

Client Sample ID: MCI-MGWC-25

Lab Sample ID: 705-59039-1

Date Collected: 02/26/26 14:18
Matrix: Water
Date Received: 02/27/26 07:30

Method: SW846 6020B - Metals (ICP/MS) - Total Recoverable

Analyte	Result	Qualifier	RL	MDL	Unit	D	Prepared	Analyzed	Dil Fac
Potassium	**5.5**		1.0	0.44	mg/L		03/02/26 07:36	03/11/26 17:11	10
Magnesium	**5.9**		0.10	0.016	mg/L		03/02/26 07:36	03/02/26 17:01	1
Sodium	**35**		0.50	0.25	mg/L		03/02/26 07:36	03/02/26 17:01	1

General Chemistry

Analyte	Result	Qualifier	RL	MDL	Unit	D	Prepared	Analyzed	Dil Fac
Total Alkalinity as CaCO3 (SM 2320B-2011)	<3.0		3.0	3.0	mg/L			03/12/26 09:46	1
Bicarbonate Alkalinity as CaCO3 (SM 2320B-2011)	<3.0		3.0	3.0	mg/L			03/12/26 09:46	1
Carbonate Alkalinity as CaCO3 (SM 2320B-2011)	<3.0		3.0	3.0	mg/L			03/12/26 09:46	1

Method Summary

Client: Southern Company
Project/Site: Plant McIntosh - Ash Pond 1 New Well

Job ID: 705-59039-3

Method	Method Description	Protocol	Laboratory
6020B	Metals (ICP/MS)	SW846	EET ATL
2320B-2011	Alkalinity, Total	SM	EET ATL
3005A	Preparation, Total Recoverable or Dissolved Metals	SW846	EET ATL

Protocol References:

SM = "Standard Methods For The Examination Of Water And Wastewater"

SW846 = "Test Methods For Evaluating Solid Waste, Physical/Chemical Methods", Third Edition, November 1986 And Its Updates.

Laboratory References:

EET ATL = Eurofins Atlanta, 3080 Presidential Dr, Atlanta, GA 30340, TEL (770)457-8177

Lab Chronicle

Client: Southern Company
Project/Site: Plant McIntosh - Ash Pond 1 New Well

Job ID: 705-59039-3

Client Sample ID: MCI-MGWC-25

Date Collected: 02/26/26 14:18
Date Received: 02/27/26 07:30

Lab Sample ID: 705-59039-1

Matrix: Water

Prep Type	Batch Type	Batch Method	Run	Dilution Factor	Batch Number	Analyst	Lab	Prepared or Analyzed
Total Recoverable	Prep	3005A			117317	SA	EET ATL	03/02/26 07:36
Total Recoverable	Analysis	6020B		1	117536	IF	EET ATL	03/02/26 17:01
Total Recoverable	Prep	3005A			117317	SA	EET ATL	03/02/26 07:36
Total Recoverable	Analysis	6020B		10	119800	IF	EET ATL	03/11/26 17:11
Total/NA	Analysis	2320B-2011		1	120361	EF	EET ATL	03/12/26 09:46

Laboratory References:

EET ATL = Eurofins Atlanta, 3080 Presidential Dr, Atlanta, GA 30340, TEL (770)457-8177

QC Sample Results

Client: Southern Company
Project/Site: Plant McIntosh - Ash Pond 1 New Well

Job ID: 705-59039-3

Method: 6020B - Metals (ICP/MS)

Lab Sample ID: MB 705-117317/1-A
Matrix: Water
Analysis Batch: 117536

Client Sample ID: Method Blank
Prep Type: Total Recoverable
Prep Batch: 117317

Analyte	MB Result	MB Qualifier	RL	MDL	Unit	D	Prepared	Analyzed	Dil Fac
Potassium	<0.044		0.10	0.044	mg/L		03/02/26 07:36	03/02/26 15:39	1
Magnesium	<0.016		0.10	0.016	mg/L		03/02/26 07:36	03/02/26 15:39	1
Sodium	<0.25		0.50	0.25	mg/L		03/02/26 07:36	03/02/26 15:39	1

Lab Sample ID: LCS 705-117317/2-A
Matrix: Water
Analysis Batch: 117536

Client Sample ID: Lab Control Sample
Prep Type: Total Recoverable
Prep Batch: 117317

Analyte	Spike Added	LCS Result	LCS Qualifier	Unit	D	%Rec	%Rec Limits
Potassium	1.00	0.964		mg/L		96	80 - 120
Magnesium	1.00	0.967		mg/L		97	80 - 120
Sodium	1.00	0.949		mg/L		95	80 - 120

Lab Sample ID: 785-6950-C-1-B MS
Matrix: Water
Analysis Batch: 117536

Client Sample ID: Matrix Spike
Prep Type: Total Recoverable
Prep Batch: 117317

Analyte	Sample Result	Sample Qualifier	Spike Added	MS Result	MS Qualifier	Unit	D	%Rec	%Rec Limits
Potassium	<0.044		1.00	0.975		mg/L		97	75 - 125
Magnesium	<0.016		1.00	0.972		mg/L		97	75 - 125
Sodium	<0.25		1.00	0.992		mg/L		99	75 - 125

Lab Sample ID: 785-6950-C-1-C MSD
Matrix: Water
Analysis Batch: 117536

Client Sample ID: Matrix Spike Duplicate
Prep Type: Total Recoverable
Prep Batch: 117317

Analyte	Sample Result	Sample Qualifier	Spike Added	MSD Result	MSD Qualifier	Unit	D	%Rec	%Rec Limits	RPD	RPD Limit
Potassium	<0.044		1.00	0.898		mg/L		90	75 - 125	8	20
Magnesium	<0.016		1.00	0.930		mg/L		93	75 - 125	4	20
Sodium	<0.25		1.00	0.942		mg/L		94	75 - 125	5	20

Method: 2320B-2011 - Alkalinity, Total

Lab Sample ID: LCS 705-119907/1
Matrix: Water
Analysis Batch: 119907

Client Sample ID: Lab Control Sample
Prep Type: Total/NA

Analyte	Spike Added	LCS Result	LCS Qualifier	Unit	D	%Rec	%Rec Limits
Total Alkalinity as CaCO3	125	124		mg/L		99	90 - 110

Lab Sample ID: 705-59190-C-8 DU
Matrix: Water
Analysis Batch: 119907

Client Sample ID: Duplicate
Prep Type: Total/NA

Analyte	Sample Result	Sample Qualifier	DU Result	DU Qualifier	Unit	D	RPD	RPD Limit
Total Alkalinity as CaCO3	47		54.5		mg/L		15	30
Bicarbonate Alkalinity as CaCO3	47		54.5		mg/L		15	30
Carbonate Alkalinity as CaCO3	ND		ND		mg/L		NC	30

Accreditation/Certification Summary

Client: Southern Company
Project/Site: Plant McIntosh - Ash Pond 1 New Well

Job ID: 705-59039-3

Laboratory: Eurofins Atlanta

The accreditations/certifications listed below are applicable to this report.

Authority	Program	Identification Number	Expiration Date
Florida	NELAP	E87582	06-30-26

LEVEL 2A LABORATORY DATA VALIDATIONS

McIntosh Ash Pond 1

Semiannual Event

February 2026

Georgia Power Company – McIntosh Ash Pond 1

Quality Control Review of Analytical Data – February 2026

This narrative presents results of the Quality Control (QC) data review performed on analytical data submitted by Eurofins Environment Testing America for groundwater samples collected at McIntosh Ash Pond 1 (AP-1) between February 2, 2026 and February 26, 2026. The chemical data were reviewed to identify quality issues which could affect the use of the data for decision-making purposes.

Information regarding the primary sample locations, analytical parameters, QC samples, sampling dates, and laboratory sample delivery group (SDG) designations is summarized in Table 1 of this Appendix. MGWC-25 was sampled later than the initial event and was reported separately as SDG 705-59039. SDG 705-59039-1 was revised to format data with results between method detection limit (MDL) and reporting limit (RL).

In accordance with groundwater monitoring and corrective action procedures discussed in Title 40 Code of Federal Regulations (CFR), Subpart D – Standards for the Disposal of Coal Combustion Residuals in Landfills and Surface Impoundments, the samples were analyzed for detection monitoring constituents listed in 40 CFR, Part 257, Appendix III, and assessment monitoring constituents listed in 40 CFR, Part 257, Appendix IV. Test methods included Inductively Coupled Plasma – Mass Spectrometry (US EPA Method 6020B), Mercury in Liquid Wastes (US EPA Method 7470A), Determination of Inorganic Anions (US EPA Method 300.0), Solids in Water (Standard Methods 2540C), Radium-226 (US EPA Method 9315), and Radium-228 (US EPA Method 9320).

Data were reviewed in accordance with the US EPA Region IV Data Validation Standard Operating Procedures for Contract Laboratory Program Inorganic Data by Inductively Coupled Plasma – Atomic Emission Spectroscopy and Inductively Coupled Plasma – Mass Spectroscopy (September 2011, Rev. 2.0)[1] and the National Functional Guidelines for Inorganic Superfund Methods Data Review (January 2017)[2]. The review included an assessment of the results for completeness, precision (laboratory duplicate recoveries and matrix spike/matrix spike duplicate recoveries), accuracy (laboratory control samples and matrix spike samples), and blank contamination (field, equipment, and laboratory blanks). Sample receipt conditions, holding times, and chains of custody were reviewed. If there was a discrepancy between the QC criteria in the guidelines and the QC criterion established in the analytical methodology, method-specific criteria or professional judgment were used.

DATA QUALITY OBJECTIVES

Laboratory Precision: Laboratory goals for precision were met.

Field Precision: Field goals for precision were met, except for fluoride from MCI-MGWC-3 (705-56493-7) and sulfate from MCI-MGWC-20 (705-56493-16) as described in the qualifications section below.

Accuracy: Laboratory goals for accuracy were met, except for sulfate from MCI-MGWC-2 (705-56493-6), calcium from MCI-MGWA-6A (705-56493-1), and fluoride from MCI-MGWC-25 (705-59039-1) as described in the qualifications section below.

Detection Limits: Project goals for detection limits were met. Certain samples were diluted due to the concentration of target or non-target analyte interferences. Dilutions do not require qualifications based on US EPA guidelines. RLs of non-detect compounds are elevated proportional to the dilution when undiluted sample results were not provided by the laboratory. The data usability of diluted results was evaluated by the data user in the context of site-wide characterization.

Completeness: There were no rejected analytical results for this event, resulting in a completion of 100%.

Holding Times: Holding time requirements were met.

QUALIFICATIONS

In general, chemical results for the samples collected at the site were qualified on the basis of low precision or low accuracy or on the basis of professional judgment. The following definitions provide brief explanations of the qualifiers which may have been assigned to data during the validation process:

J+: The analyte was positively identified above the method detection limit; however, the analyte was also detected in a method blank, field blank, and/or equipment blank.

J: The analyte was positively identified above the method detection limit; however, the associated numerical value is the estimated concentration of the analyte in the sample.

U: The analyte was not detected above the method detection limit.

The data generated as part of this sampling event met the QC criteria established in the respective analytical methods and data validation guidelines except as specified below. The applied qualifications may not have been required for all samples collected at the site. A summary of sample qualifications can be found in Table 2 of this Appendix.

- Samples MCI-MGWC-3 (705-56493-7) and MCI-AP-1-FD-01 (705-56493-10) were qualified as estimated (J) for fluoride as the field relative percent difference (RPD) exceeded QC criteria (60.0%, above the limit of 20)

- Samples MCI-MGWC-20 (705-56493-16) and MCI-AP-1-FD-02 (705-56493-17) were qualified as estimated (J) for sulfate as the field RPD exceeded QC criteria (30.3%, above the limit of 20).

- Sample MCI- MGWC-2 (705-56493-6) was qualified as estimated (J) for sulfate as the associated matrix spike (MS) and matrix spike duplicate (MSD) recoveries were outside QC criteria (8% and 9%, respectively, below the range of 90-110).

- Sample MCI-MGWA-6A (705-56493-1) was qualified as estimated (J) for calcium as the associated MS recovery was outside QC criteria (71%, below the range of 75-125).

- Sample MCI- MGWC-25 (705-59039-1) was qualified as estimated (J) for fluoride as the associated MS and MSD recoveries were outside QC criteria (83% and 85%, respectively, below the range of 90-110).

- Sample MCI-MGWC-12 (705-56493-9) was qualified as estimated (J+) for total dissolved solids (TDS) due to the analyte being detected in an associated blank sample (MCI-AP1-FB-01).

- Sample MCI-MGWA-10 (705-56493-2) was qualified as non-detect (U) for TDS due to the analyte being detected at a similar concentration in an associated blank sample (MCI-AP-1-EB-03). As shown in Table 2, when the original sample result was below or equal to the blank detection in the same order of magnitude as the laboratory RL, the new RL for the sample was raised to the detected concentration of the blank as part of the qualification process.

- Samples MCI-MGWA-6 (705-56493-3), MCI-MGWA-11 (705-56493-4), MCI-MGWA-5 (705-56493-5), MCI-MGWC-2 (705-56493-6), MCI-MGWC-3 (705-56493-7), MCI-MGWC-7 (705-56493-8), MCI-MGWC-12 (705-56493-9), and MCI-AP1-FD-01 (705-56493-10) were qualified as estimated (J+) for TDS due to the analyte being detected in an associated blank sample (MCI-AP-1-EB-03).

Atlantic Coast Consulting, Inc. reviewed the laboratory data from McIntosh AP-1 sampled between February 2, 2026 and February 26, 2026 in accordance with the analytical methods, the laboratory-specified QC criteria, and the guidelines. As described above, the results were acceptable for project use.

REFERENCES

[1]US EPA, September 2011, Region IV, Science and Ecosystem Support Division, Quality Assurance Section, MTSB, Data Validation Standard Operating Procedures for Contract Laboratory Program Inorganic Data by Inductively Coupled Plasma – Atomic Emission Spectroscopy and Inductively Coupled Plasma – Mass Spectroscopy, Revision 2.0

[2]US EPA, January 2017, National Office of Superfund Remediation and Technology Innovation, National Functional Guidelines for Inorganic Superfund Methods Data Review, Revision 0.0

TABLE 1

Sample Summary Table – February 2026

Georgia Power Company – McIntosh AP-1

						Analyses			
SDG	Field Identification	Collection Date	Lab Identification	Matrix	QC Samples	Metals (6020B, 7470A)	Anions (300.0)	TDS (SM 2540C)	Radium-226/-228 (9315, 9320)
56493-1	MCI-MGWA-6A	02/02/26	705-56493-1	WG		X	X	X	
56493-3	MCI-MGWA-6A	02/02/26	705-56493-1	WG					X
56493-1	MCI-MGWA-10	02/03/26	705-56493-2	WG		X	X	X	
56493-3	MCI-MGWA-10	02/03/26	705-56493-2	WG					X
56493-1	MCI-MGWA-6	02/03/26	705-56493-3	WG		X	X	X	
56493-3	MCI-MGWA-6	02/03/26	705-56493-3	WG					X
56493-1	MCI-MGWA-11	02/03/26	705-56493-4	WG		X	X	X	
56493-3	MCI-MGWA-11	02/03/26	705-56493-4	WG					X
56493-1	MCI-MGWA-5	02/03/26	705-56493-5	WG		X	X	X	
56493-3	MCI-MGWA-5	02/03/26	705-56493-5	WG					X
56493-1	MCI-MGWC-2	02/03/26	705-56493-6	WG		X	X	X	
56493-3	MCI-MGWC-2	02/03/26	705-56493-6	WG					X
56493-1	MCI-MGWC-3	02/03/26	705-56493-7	WG		X	X	X	
56493-3	MCI-MGWC-3	02/03/26	705-56493-7	WG					X
56493-1	MCI-MGWC-7	02/03/26	705-56493-8	WG		X	X	X	
56493-3	MCI-MGWC-7	02/03/26	705-56493-8	WG					X
56493-1	MCI-MGWC-12	02/03/26	705-56493-9	WG		X	X	X	
56493-3	MCI-MGWC-12	02/03/26	705-56493-9	WG					X
56493-1	MCI-AP1-FD-01	02/03/26	705-56493-10	WG	FD (MCI-MGWC-3)	X	X	X	
56493-3	MCI-AP1-FD-01	02/03/26	705-56493-10	WG	FD (MCI-MGWC-3)				X
56493-1	MCI-AP1-FB-01	02/03/26	705-56493-11	WQ	FB	X	X	X	
56493-3	MCI-AP1-FB-01	02/03/26	705-56493-11	WQ	FB				X
56493-1	MCI-AP1-EB-03	02/03/26	705-56493-12	WQ	EB	X	X	X	
56493-3	MCI-AP1-EB-03	02/03/26	705-56493-12	WQ	EB				X
56493-1	MCI-MGWC-1	02/04/26	705-56493-13	WG		X	X	X	
56493-3	MCI-MGWC-1	02/04/26	705-56493-13	WG					X

Abbreviations:
EB – Equipment Blank
FB – Field Blank
FD – Field Duplicate
QC – Quality Control
SDG – Sample Delivery Group
TDS – Total Dissolved Solids
WG – Groundwater
WQ – Water Quality Control

TABLE 1 (continued)

Sample Summary Table – February 2026

Georgia Power Company – McIntosh AP-1

						Analyses			
SDG	Field Identification	Collection Date	Lab Identification	Matrix	QC Samples	Metals (6020B, 7470A)	Anions (300.0)	TDS (SM 2540C)	Radium-226/-228 (9315, 9320)
56493-1	MCI-MGWC-8	02/04/26	705-56493-14	WG		X	X	X	
56493-3	MCI-MGWC-8	02/04/26	705-56493-14	WG					X
56493-1	MCI-MGWC-19	02/04/26	705-56493-15	WG		X	X	X	
56493-3	MCI-MGWC-19	02/04/26	705-56493-15	WG					X
56493-1	MCI-MGWC-20	02/04/26	705-56493-16	WG		X	X	X	
56493-3	MCI-MGWC-20	02/04/26	705-56493-16	WG					X
56493-1	MCI-AP1-FD-02	02/04/26	705-56493-17	WG	FD (MCI-MGWC-20)	X	X	X	
56493-3	MCI-AP1-FD-02	02/04/26	705-56493-17	WG	FD (MCI-MGWC-20)				X
56493-1	MCI-AP1-FB-02	02/04/26	705-56493-18	WQ	FB	X	X	X	
56493-3	MCI-AP1-FB-02	02/04/26	705-56493-18	WQ	FB				X
56493-1	MCI-AP1-EB-04	02/04/26	705-56493-19	WQ	EB	X	X	X	
56493-3	MCI-AP1-EB-04	02/04/26	705-56493-19	WQ	EB				X
59039-1	MCI-MGWC-25	02/26/26	705-59039-1	WG		X	X	X	
59039-2	MCI-MGWC-25	02/26/26	705-59039-1	WG					X

Abbreviations:
EB – Equipment Blank
FB – Field Blank
FD – Field Duplicate
QC – Quality Control
SDG – Sample Delivery Group
TDS – Total Dissolved Solids
WG – Groundwater
WQ – Water Quality Control

TABLE 2

Qualifier Summary Table – February 2026

Georgia Power Company – McIntosh AP-1

SDG	Field Identification	Constituent	New RL	New MDL or MDC	Qualifier	Reason
56493-1	MCI-MGWC-2	Sulfate			J	MS/MSD outside QC criterion
56493-1	MCI-MGWA-6A	Calcium			J	MS outside QC criterion
56493-1	MCI-MGWC-12	TDS			J+	Blank detection
56493-1	MCI-MGWA-10	TDS	26		U	Blank detection
56493-1	MCI-MGWA-6	TDS			J+	Blank detection
56493-1	MCI-MGWA-11	TDS			J+	Blank detection
56493-1	MCI-MGWA-5	TDS			J+	Blank detection
56493-1	MCI-MGWC-2	TDS			J+	Blank detection
56493-1	MCI-MGWC-3	TDS			J+	Blank detection
56493-1	MCI-MGWC-7	TDS			J+	Blank detection
56493-1	MCI-MGWC-12	TDS			J+	Blank detection
56493-1	MCI-AP1-FD-01	TDS			J+	Blank detection
56493-1	MCI-MGWC-3	Fluoride			J	RPD exceeds field goal
56493-1	MCI-AP1-FD-01	Fluoride			J	RPD exceeds field goal
56493-1	MCI-MGWA-20	Sulfate			J	RPD exceeds field goal
56493-1	MCI-AP1-FD-02	Sulfate			J	RPD exceeds field goal
59039-1	MCI-MGWC-25	Fluoride			J	MS/MSD outside QC criterion

Abbreviations:
MDC – Minimum Detectable Concentration
MS/MSD – Matrix Spike / Matrix Spike Duplicate
MDL – Method Detection Limit
QC – Quality Control
RL – Reporting Limit
RPD – Relative Percent Difference
SDG – Sample Delivery Group
TDS – Total Dissolved Solids

Qualifiers:
J+ – Field or Equipment Blank Detection
J – Estimated Result
U – Non-Detect Result

LEVEL 2A LABORATORY DATA VALIDATIONS

McIntosh Ash Pond 1

Geochemical Parameters Event

February 2026

Georgia Power Company – McIntosh Ash Pond 1

Quality Control Review of Analytical Data – February 2026

This narrative presents results of the Quality Control (QC) data review performed on analytical data submitted by Eurofins Environment Testing America for groundwater samples collected at McIntosh Ash Pond 1 (AP-1) between February 2, 2026 and February 26, 2026. The chemical data were reviewed to identify quality issues which could affect the use of the data for decision-making purposes.

Information regarding the primary sample locations, analytical parameters, QC samples, sampling dates, and laboratory sample delivery group (SDG) designations is summarized in Table 1 of this Appendix.

The samples were analyzed for geochemical parameters. Test methods included Inductively Coupled Plasma – Mass Spectrometry (US EPA Method 6020B) and Alkalinity in Water (Standard Methods 2320B).

Data were reviewed in accordance with the US EPA Region IV Data Validation Standard Operating Procedures for Contract Laboratory Program Inorganic Data by Inductively Coupled Plasma – Atomic Emission Spectroscopy and Inductively Coupled Plasma – Mass Spectroscopy (September 2011, Rev. 2.0)[1] and the National Functional Guidelines for Inorganic Superfund Methods Data Review (January 2017)[2]. The review included an assessment of the results for completeness, precision (laboratory duplicate recoveries and matrix spike/matrix spike duplicate recoveries), accuracy (laboratory control samples and matrix spike samples), and blank contamination (laboratory blanks). Sample receipt conditions, holding times, and chains of custody were reviewed. If there was a discrepancy between the QC criteria in the guidelines and the QC criterion established in the analytical methodology, method-specific criteria or professional judgment were used.

DATA QUALITY OBJECTIVES

Laboratory Precision: Laboratory goals for precision were met.

Field Precision: Field goals for precision were not applicable to this sampling event.

Accuracy: Laboratory goals for accuracy were met, except for sodium from MCI-MGWC-2 (705-56493-6) as described in the qualifications section below.

Detection Limits: Project goals for detection limits were met.

Completeness: There were no rejected analytical results for this event, resulting in a completion of 100%.

Holding Times: Holding time requirements were met.

QUALIFICATIONS

In general, chemical results for the samples collected at the site were qualified on the basis of low precision or low accuracy or on the basis of professional judgment. The following definitions provide brief explanations of the qualifiers which may have been assigned to data by the laboratory during the validation process:

J+: The analyte was positively identified above the method detection limit; however, the analyte was also detected in a method blank, field blank, and/or equipment blank.

J: The analyte was positively identified above the method detection limit; however, the associated numerical value is the estimated concentration of the analyte in the sample.

U: The analyte was not detected above the method detection limit.

The data generated as part of this sampling event met the QC criteria established in the respective analytical methods and data validation guidelines except as specified below. The applied qualifications may not have been required for all samples collected at the site. A summary of sample qualifications can be found in Table 2 of this Appendix.

- Sample MCI-MGWC-2 (705-56493-6) was qualified as estimated (J) for sodium as the matrix spike (MS) recovery was outside QC criteria (141% above the range of 75-125).

Atlantic Coast Consulting, Inc. reviewed the laboratory data from McIntosh AP-1 sampled between February 2, 2026 and February 26, 2026 in accordance with the analytical methods, the laboratory-specified QC criteria, and the guidelines. As described above, the results were acceptable for project use.

REFERENCES

[1]US EPA, September 2011, Region IV, Science and Ecosystem Support Division, Quality Assurance Section, MTSB, Data Validation Standard Operating Procedures for Contract Laboratory Program Inorganic Data by Inductively Coupled Plasma – Atomic Emission Spectroscopy and Inductively Coupled Plasma – Mass Spectroscopy, Revision 2.0

[2]US EPA, January 2017, National Office of Superfund Remediation and Technology Innovation, National Functional Guidelines for Inorganic Superfund Methods Data Review, Revision 0.0

TABLE 1

Sample Summary Table – February 2026

Georgia Power Company – McIntosh AP-1

						Analyses	
SDG	Field Identification	Collection Date	Lab Identification	Matrix	QC Samples	Metals (6020B)	Alkalinity (SM 2320B)
56493-2	MCI-MGWA-6A	02/02/26	705-56493-1	WG		X	X
56493-2	MCI-MGWA-10	02/03/26	705-56493-2	WG		X	X
56493-2	MCI-MGWA-6	02/03/26	705-56493-3	WG		X	X
56493-2	MCI-MGWA-11	02/03/26	705-56493-4	WG		X	X
56493-2	MCI-MGWA-5	02/03/26	705-56493-5	WG		X	X
56493-2	MCI-MGWC-2	02/03/26	705-56493-6	WG		X	X
56493-2	MCI-MGWC-3	02/03/26	705-56493-7	WG		X	X
56493-2	MCI-MGWC-7	02/03/26	705-56493-8	WG		X	X
56493-2	MCI-MGWC-12	02/03/26	705-56493-9	WG		X	X
56493-2	MCI-MGWC-1	02/04/26	705-56493-13	WG		X	X
56493-2	MCI-MGWC-8	02/04/26	705-56493-14	WG		X	X
56493-2	MCI-MGWC-19	02/04/26	705-56493-15	WG		X	X
56493-2	MCI-MGWC-20	02/04/26	705-56493-16	WG		X	X
59039-3	MCI-MGWC-25	02/26/26	705-59039-1	WG		X	X

Abbreviations:
EB – Equipment Blank
FB – Field Blank
FD – Field Duplicate
QC – Quality Control
SDG – Sample Delivery Group
TDS – Total Dissolved Solids
WG – Groundwater
WQ – Water Quality Control

TABLE 2

Qualifier Summary Table – February 2026

Georgia Power Company – McIntosh AP-1

SDG	Field Identification	Constituent	New RL	New MDL or MDC	Qualifier	Reason
56493-2	MCI-MGWC-2	Sodium			J	MS outside QC criterion

Abbreviations:
MDC – Minimum Detectable Concentration
MS/MSD – Matrix Spike / Matrix Spike Duplicate
MDL – Method Detection Limit
QC – Quality Control
RL – Reporting Limit
RPD – Relative Percent Difference
SDG – Sample Delivery Group
TDS – Total Dissolved Solids

Qualifiers:
J+ – Field or Equipment Blank Detection
J – Estimated Result
U – Non-Detect Result

Low-Flow Test Report:

Test Date / Time: 2/4/2026 9:16:36 AM
Project: Plant McIntosh AP-1
Operator Name: Taylor Goble

Location Name: MGWC-1 **Well Diameter: 2 in** **Casing Type: PVC** **Screen Length: 10 ft** **Top of Screen: 46.08 ft** **Total Depth: 56.08 ft** **Initial Depth to Water: 39.96 ft**	**Pump Type: Portable Bladder Pump** **Tubing Type: Poly** **Pump Intake From TOC: 51 ft** **Estimated Total Volume Pumped: 5 liter** **Flow Cell Volume: 90 ml** **Final Flow Rate: 200 ml/min** **Final Draw Down: 1.52 ft**	**Instrument Used: Aqua TROLL 400** **Serial Number: 1283493**

Test Notes:
Sampled at 0941. AP-1-FB-02 poured here

Low-Flow Readings:

Date Time	Elapsed Time	pH	Temperature	Specific Conductivity	RDO Concentration	Turbidity	ORP	Depth to Water	Flow
		+/- 0.1	+/- 0.5	+/- 5 %	+/- 10 %	+/- 10	+/- 25	+/- 0.3	
2/4/2026 9:16 AM	00:00	7.317 pH	18.09 °C	640.9 µS/cm	0.957 mg/L	25.00 NTU	96.0 mV	39.96 ft	200.0 ml/min
2/4/2026 9:21 AM	05:00	7.309 pH	19.20 °C	633.9 µS/cm	0.579 mg/L	18.70 NTU	47.8 mV	41.16 ft	200.0 ml/min
2/4/2026 9:26 AM	10:00	7.298 pH	19.13 °C	634.3 µS/cm	0.660 mg/L	13.80 NTU	36.8 mV	41.42 ft	200.0 ml/min
2/4/2026 9:31 AM	15:00	7.293 pH	19.17 °C	638.3 µS/cm	0.652 mg/L	10.10 NTU	33.1 mV	41.48 ft	200.0 ml/min
2/4/2026 9:36 AM	20:00	7.299 pH	19.21 °C	643.1 µS/cm	0.599 mg/L	6.580 NTU	28.2 mV	41.48 ft	200.0 ml/min
2/4/2026 9:41 AM	25:00	7.307 pH	19.17 °C	646.8 µS/cm	0.552 mg/L	4.440 NTU	25.7 mV	41.48 ft	200.0 ml/min

Samples

Sample ID:	Description:

Low-Flow Test Report:

Test Date / Time: 2/3/2026 3:05:15 PM
Project: Plant McIntosh AP-1
Operator Name: Hunter Auld

Location Name: MGWC-2 **Well Diameter: 2 in** **Casing Type: PVC** **Screen Length: 10 ft** **Top of Screen: 27.36 ft** **Total Depth: 37.36 ft** **Initial Depth to Water: 21.86 ft**	**Pump Type: Peristaltic Pump** **Tubing Type: Poly** **Tubing Inner Diameter: 0.17 in** **Pump Intake From TOC: 32 ft** **Estimated Total Volume Pumped: 5000 ml** **Flow Cell Volume: 130 ml** **Final Flow Rate: 200 ml/min** **Final Draw Down: 1.5 ft**	**Instrument Used: Aqua TROLL 500** **Serial Number: 1235076**

Test Notes:
Sample time 1530. Clear 60.

Low-Flow Readings:

Date Time	Elapsed Time	pH	Temperature	Specific Conductivity	RDO Concentration	Turbidity	ORP	Depth to Water	Flow
		+/- 0.1	+/- 3	+/- 5 %	+/- 10 %	+/- 10	+/- 25	+/- 0.3	
2/3/2026 3:05 PM	00:00	7.382 pH	22.45 °C	664.1 µS/cm	1.803 mg/L	0.410 NTU	9.7 mV	21.86 ft	200.0 ml/min
2/3/2026 3:10 PM	05:00	7.566 pH	21.18 °C	685.9 µS/cm	0.395 mg/L	0.550 NTU	-42.2 mV	23.06 ft	200.0 ml/min
2/3/2026 3:15 PM	10:00	7.576 pH	21.17 °C	687.4 µS/cm	0.245 mg/L	0.410 NTU	-52.9 mV	23.26 ft	200.0 ml/min
2/3/2026 3:20 PM	15:00	7.580 pH	21.26 °C	688.3 µS/cm	0.202 mg/L	0.530 NTU	-56.8 mV	23.34 ft	200.0 ml/min
2/3/2026 3:25 PM	20:00	7.581 pH	21.20 °C	688.6 µS/cm	0.180 mg/L	0.270 NTU	-61.9 mV	23.36 ft	200.0 ml/min
2/3/2026 3:30 PM	25:00	7.584 pH	21.03 °C	687.5 µS/cm	0.165 mg/L	0.670 NTU	-64.1 mV	23.36 ft	200.0 ml/min

Samples

Sample ID:	Description:

Created using VuSitu from In-Situ, Inc.

Low-Flow Test Report:

Test Date / Time: 2/3/2026 1:27:04 PM
Project: Plant McIntosh AP-1
Operator Name: Taylor Goble

Location Name: MGWC-3 **Well Diameter: 2 in** **Casing Type: PVC** **Screen Length: 10 ft** **Top of Screen: 28.74 ft** **Total Depth: 38.74 ft** **Initial Depth to Water: 21.28 ft**	**Pump Type: Peristaltic Pump** **Pump Intake From TOC: 34 ft** **Estimated Total Volume Pumped: 6.875 liter** **Flow Cell Volume: 90 ml** **Final Flow Rate: 275 ml/min** **Final Draw Down: 0.21 ft**	**Instrument Used: Aqua TROLL 400** **Serial Number: 1283493**

Test Notes:
Sampled at 1352. Cloudy 60 degrees. AP1-FD-01 taken here

Low-Flow Readings:

Date Time	Elapsed Time	pH	Temperature	Specific Conductivity	RDO Concentration	Turbidity	ORP	Depth to Water	Flow
		+/- 0.1	+/- 0.5	+/- 3 %	+/- 0.3	+/- 10	+/- 10	+/- 0.3	
2/3/2026 1:27 PM	00:00	7.489 pH	24.24 °C	490.0 µS/cm	4.695 mg/L	4.220 NTU	71.6 mV	21.28 ft	275.0 ml/min
2/3/2026 1:32 PM	05:00	7.013 pH	21.45 °C	515.5 µS/cm	0.382 mg/L	3.540 NTU	26.7 mV	21.42 ft	275.0 ml/min
2/3/2026 1:37 PM	10:00	7.026 pH	21.37 °C	520.7 µS/cm	0.263 mg/L	2.840 NTU	13.2 mV	21.47 ft	275.0 ml/min
2/3/2026 1:42 PM	15:00	7.044 pH	21.12 °C	522.0 µS/cm	0.194 mg/L	2.490 NTU	10.7 mV	21.49 ft	275.0 ml/min
2/3/2026 1:47 PM	20:00	7.047 pH	21.09 °C	524.8 µS/cm	0.163 mg/L	1.480 NTU	9.4 mV	21.49 ft	275.0 ml/min
2/3/2026 1:52 PM	25:00	7.052 pH	21.19 °C	525.6 µS/cm	0.146 mg/L	0.990 NTU	8.8 mV	21.49 ft	275.0 ml/min

Samples

Sample ID:	Description:

Low-Flow Test Report:

Test Date / Time: 2/3/2026 10:54:12 AM
Project: Plant McIntosh AP-1
Operator Name: Hunter Auld

Location Name: MGWA-5 **Well Diameter: 2 in** **Casing Type: PVC** **Screen Length: 10 ft** **Top of Screen: 53.09 ft** **Total Depth: 63.09 ft** **Initial Depth to Water: 26.53 ft**	**Pump Type: Peristaltic Pump** **Tubing Type: Poly** **Tubing Inner Diameter: 0.17 in** **Pump Intake From TOC: 58 ft** **Estimated Total Volume Pumped: 4050 ml** **Flow Cell Volume: 130 ml** **Final Flow Rate: 165 ml/min** **Final Draw Down: 1.12 ft**	**Instrument Used: Aqua TROLL 500** **Serial Number: 1235076**

Test Notes:
Sample time 1119. Clear 53.

Low-Flow Readings:

Date Time	Elapsed Time	pH	Temperature	Specific Conductivity	RDO Concentration	Turbidity	ORP	Depth to Water	Flow
		+/- 0.1	+/- 3	+/- 5 %	+/- 10 %	+/- 10	+/- 25	+/- 0.3	
2/3/2026 10:54 AM	00:00	7.554 pH	20.35 °C	230.3 µS/cm	1.989 mg/L	3.670 NTU	88.5 mV	26.53 ft	150.0 ml/min
2/3/2026 10:59 AM	05:00	7.668 pH	20.29 °C	230.6 µS/cm	1.292 mg/L	1.670 NTU	53.5 mV	27.40 ft	165.0 ml/min
2/3/2026 11:04 AM	10:00	7.676 pH	20.28 °C	231.8 µS/cm	0.856 mg/L	1.530 NTU	34.4 mV	27.53 ft	165.0 ml/min
2/3/2026 11:09 AM	15:00	7.703 pH	20.31 °C	232.3 µS/cm	0.569 mg/L	0.980 NTU	19.7 mV	27.61 ft	165.0 ml/min
2/3/2026 11:14 AM	20:00	7.688 pH	20.49 °C	232.8 µS/cm	0.433 mg/L	1.290 NTU	7.8 mV	27.63 ft	165.0 ml/min
2/3/2026 11:19 AM	25:00	7.693 pH	20.69 °C	232.6 µS/cm	0.393 mg/L	1.450 NTU	-10.3 mV	27.65 ft	165.0 ml/min

Samples

Sample ID:	Description:

Created using VuSitu from In-Situ, Inc.

Low-Flow Test Report:

Test Date / Time: 2/3/2026 9:38:06 AM
Project: Plant McIntosh AP-1
Operator Name: Hunter Auld

Location Name: MGWA-6 **Well Diameter: 2 in** **Casing Type: PVC** **Screen Length: 10 ft** **Top of Screen: 31.93 ft** **Total Depth: 41.93 ft** **Initial Depth to Water: 25.33 ft**	**Pump Type: Peristaltic Pump** **Tubing Type: Poly** **Tubing Inner Diameter: 0.17 in** **Pump Intake From TOC: 36 ft** **Estimated Total Volume Pumped: 3750 ml** **Flow Cell Volume: 130 ml** **Final Flow Rate: 150 ml/min** **Final Draw Down: 0.2 ft**	**Instrument Used: Aqua TROLL 500** **Serial Number: 1235076**

Test Notes:
Sample time 1003. Clear 45.

Low-Flow Readings:

Date Time	Elapsed Time	pH	Temperature	Specific Conductivity	RDO Concentration	Turbidity	ORP	Depth to Water	Flow
		+/- 0.1	+/- 3	+/- 5 %	+/- 10 %	+/- 10	+/- 25	+/- 0.3	
2/3/2026 9:38 AM	00:00	7.204 pH	17.00 °C	468.4 µS/cm	1.931 mg/L	1.200 NTU	218.9 mV	25.33 ft	150.0 ml/min
2/3/2026 9:43 AM	05:00	7.248 pH	18.06 °C	460.4 µS/cm	0.690 mg/L	0.970 NTU	208.6 mV	25.52 ft	150.0 ml/min
2/3/2026 9:48 AM	10:00	7.250 pH	18.59 °C	458.2 µS/cm	0.408 mg/L	0.590 NTU	199.8 mV	25.52 ft	150.0 ml/min
2/3/2026 9:53 AM	15:00	7.233 pH	19.07 °C	458.7 µS/cm	0.293 mg/L	0.490 NTU	193.8 mV	25.52 ft	150.0 ml/min
2/3/2026 9:58 AM	20:00	7.229 pH	19.21 °C	460.8 µS/cm	0.229 mg/L	0.410 NTU	186.6 mV	25.52 ft	150.0 ml/min
2/3/2026 10:03 AM	25:00	7.229 pH	19.52 °C	462.2 µS/cm	0.198 mg/L	0.280 NTU	179.6 mV	25.53 ft	150.0 ml/min

Samples

Sample ID:	Description:

Created using VuSitu from In-Situ, Inc.

Low-Flow Test Report:

Test Date / Time: 2/2/2026 3:18:06 PM
Project: Plant McIntosh AP-1
Operator Name: Hunter Auld

Location Name: MGWA-6A **Well Diameter: 2 in** **Casing Type: PVC** **Screen Length: 10 ft** **Top of Screen: 29.67 ft** **Total Depth: 39.67 ft** **Initial Depth to Water: 23.89 ft**	**Pump Type: Peristaltic Pump** **Tubing Type: Poly** **Tubing Inner Diameter: 0.17 in** **Pump Intake From TOC: 34 ft** **Estimated Total Volume Pumped: 3750 ml** **Flow Cell Volume: 90 ml** **Final Flow Rate: 150 ml/min** **Final Draw Down: 1.01 ft**	**Instrument Used: Aqua TROLL 400** **Serial Number: 1283493**

Test Notes:
Sample time 1543. Clear 48.

Low-Flow Readings:

Date Time	Elapsed Time	pH	Temperature	Specific Conductivity	RDO Concentration	Turbidity	ORP	Depth to Water	Flow
		+/- 0.1	+/- 3	+/- 5 %	+/- 10 %	+/- 10	+/- 25	+/- 0.3	
2/2/2026 3:18 PM	00:00	7.153 pH	18.24 °C	516.5 µS/cm	1.076 mg/L	5.810 NTU	-2.3 mV	23.89 ft	150.0 ml/min
2/2/2026 3:23 PM	05:00	7.186 pH	18.84 °C	486.9 µS/cm	0.452 mg/L	2.790 NTU	-42.0 mV	24.69 ft	150.0 ml/min
2/2/2026 3:28 PM	10:00	7.218 pH	19.79 °C	484.3 µS/cm	0.291 mg/L	1.380 NTU	-40.8 mV	24.80 ft	150.0 ml/min
2/2/2026 3:33 PM	15:00	7.237 pH	19.75 °C	480.5 µS/cm	0.244 mg/L	0.610 NTU	-50.0 mV	24.85 ft	150.0 ml/min
2/2/2026 3:38 PM	20:00	7.247 pH	19.52 °C	487.0 µS/cm	0.212 mg/L	0.600 NTU	-65.0 mV	24.89 ft	150.0 ml/min
2/2/2026 3:43 PM	25:00	7.263 pH	19.53 °C	486.2 µS/cm	0.207 mg/L	0.460 NTU	-64.5 mV	24.90 ft	150.0 ml/min

Samples

Sample ID:	Description:

Created using VuSitu from In-Situ, Inc.

Low-Flow Test Report:

Test Date / Time: 2/3/2026 3:32:30 PM
Project: Plant McIntosh AP-1
Operator Name: Taylor Goble

Location Name: MGWC-7 **Well Diameter: 2 in** **Casing Type: PVC** **Screen Length: 10 ft** **Top of Screen: 32.29 ft** **Total Depth: 42.29 ft** **Initial Depth to Water: 24.75 ft**	**Pump Type: Peristaltic Pump** **Pump Intake From TOC: 37 ft** **Estimated Total Volume Pumped: 3.75 liter** **Flow Cell Volume: 90 ml** **Final Flow Rate: 150 ml/min** **Final Draw Down: 0.51 ft**	**Instrument Used: Aqua TROLL 400** **Serial Number: 1283493**

Test Notes:
Sampled at 1557. Cloudy 63 degrees.

Low-Flow Readings:

Date Time	Elapsed Time	pH	Temperature	Specific Conductivity	RDO Concentration	Turbidity	ORP	Depth to Water	Flow
		+/- 0.1	+/- 0.5	+/- 3 %	+/- 0.3	+/- 10	+/- 10	+/- 0.3	
2/3/2026 3:32 PM	00:00	6.668 pH	23.20 °C	509.1 µS/cm	1.047 mg/L	5.590 NTU	-1.7 mV	24.75 ft	150.0 ml/min
2/3/2026 3:37 PM	05:00	6.675 pH	21.43 °C	522.8 µS/cm	0.384 mg/L	5.520 NTU	-11.3 mV	25.26 ft	150.0 ml/min
2/3/2026 3:42 PM	10:00	6.694 pH	21.12 °C	523.4 µS/cm	0.278 mg/L	3.340 NTU	-11.4 mV	25.26 ft	150.0 ml/min
2/3/2026 3:47 PM	15:00	6.715 pH	21.18 °C	521.9 µS/cm	0.233 mg/L	2.210 NTU	-9.0 mV	25.26 ft	150.0 ml/min
2/3/2026 3:52 PM	20:00	6.765 pH	20.89 °C	523.1 µS/cm	0.213 mg/L	1.940 NTU	-8.6 mV	25.26 ft	150.0 ml/min
2/3/2026 3:57 PM	25:00	6.801 pH	20.87 °C	526.9 µS/cm	0.199 mg/L	1.920 NTU	-9.2 mV	25.26 ft	150.0 ml/min

Samples

Sample ID:	Description:

Low-Flow Test Report:

Test Date / Time: 2/4/2026 10:42:49 AM
Project: Plant McIntosh AP-1
Operator Name: Taylor Goble

Location Name: MGWC-8 **Well Diameter: 2 in** **Casing Type: PVC** **Screen Length: 10 ft** **Top of Screen: 42.56 ft** **Total Depth: 52.56 ft** **Initial Depth to Water: 34.82 ft**	**Pump Type: Portable Bladder Pump** **Tubing Type: Poly** **Pump Intake From TOC: 47 ft** **Estimated Total Volume Pumped: 5 liter** **Flow Cell Volume: 90 ml** **Final Flow Rate: 200 ml/min** **Final Draw Down: 0.33 ft**	**Instrument Used: Aqua TROLL 400** **Serial Number: 1283493**

Test Notes:
Sampled at 1107. Cloudy 55 degrees.

Low-Flow Readings:

Date Time	Elapsed Time	pH	Temperature	Specific Conductivity	RDO Concentration	Turbidity	ORP	Depth to Water	Flow
		+/- 0.1	+/- 0.5	+/- 5 %	+/- 10 %	+/- 10	+/- 25	+/- 0.3	
2/4/2026 10:42 AM	00:00	6.608 pH	17.26 °C	715.5 µS/cm	2.115 mg/L	21.80 NTU	41.5 mV	34.82 ft	200.0 ml/min
2/4/2026 10:47 AM	05:00	7.129 pH	19.85 °C	799.5 µS/cm	0.443 mg/L	11.30 NTU	22.8 mV	35.15 ft	200.0 ml/min
2/4/2026 10:52 AM	10:00	7.077 pH	20.16 °C	791.8 µS/cm	0.275 mg/L	5.390 NTU	21.3 mV	35.15 ft	200.0 ml/min
2/4/2026 10:57 AM	15:00	7.016 pH	20.23 °C	786.2 µS/cm	0.231 mg/L	3.190 NTU	22.3 mV	35.15 ft	200.0 ml/min
2/4/2026 11:02 AM	20:00	7.033 pH	20.24 °C	789.7 µS/cm	0.196 mg/L	2.870 NTU	22.1 mV	35.15 ft	200.0 ml/min
2/4/2026 11:07 AM	25:00	7.048 pH	20.27 °C	790.9 µS/cm	0.175 mg/L	2.830 NTU	21.4 mV	35.15 ft	200.0 ml/min

Samples

Sample ID:	Description:

Created using VuSitu from In-Situ, Inc.

Low-Flow Test Report:

Test Date / Time: 2/3/2026 9:27:32 AM
Project: Plant McIntosh AP-1
Operator Name: Taylor Goble

Location Name: MGWA-10 **Well Diameter: 2 in** **Casing Type: PVC** **Screen Length: 10 ft** **Top of Screen: 43.09 ft** **Total Depth: 53.09 ft** **Initial Depth to Water: 21.87 ft**	**Pump Type: Peristaltic Pump** **Tubing Type: Poly** **Tubing Inner Diameter: 0.17 in** **Pump Intake From TOC: 48 ft** **Estimated Total Volume Pumped: 4.5 liter** **Flow Cell Volume: 90 ml** **Final Flow Rate: 100 ml/min** **Final Draw Down: 3.45 ft**	**Instrument Used: Aqua TROLL 400** **Serial Number: 1283493**

Test Notes:
Sampled at 1013. Clear 45 degrees

Low-Flow Readings:

Date Time	Elapsed Time	pH	Temperature	Specific Conductivity	RDO Concentration	Turbidity	ORP	Depth to Water	Flow
		+/- 0.1	+/- 3	+/- 5 %	+/- 10 %	+/- 10	+/- 25	+/- 0.3	
2/3/2026 9:27 AM	00:00	5.433 pH	11.74 °C	123.7 µS/cm	4.475 mg/L	0.870 NTU	128.9 mV	21.87 ft	100.0 ml/min
2/3/2026 9:32 AM	05:00	5.405 pH	15.66 °C	68.70 µS/cm	2.681 mg/L	0.870 NTU	111.3 mV	23.03 ft	100.0 ml/min
2/3/2026 9:37 AM	10:00	5.415 pH	16.46 °C	61.62 µS/cm	2.449 mg/L	0.660 NTU	115.0 mV	23.58 ft	100.0 ml/min
2/3/2026 9:42 AM	15:00	5.456 pH	16.92 °C	61.98 µS/cm	2.203 mg/L	0.540 NTU	113.3 mV	24.06 ft	100.0 ml/min
2/3/2026 9:47 AM	20:00	5.450 pH	17.22 °C	58.67 µS/cm	2.168 mg/L	0.480 NTU	113.4 mV	24.45 ft	100.0 ml/min
2/3/2026 9:52 AM	25:00	5.484 pH	17.26 °C	60.49 µS/cm	2.099 mg/L	0.460 NTU	112.2 mV	24.74 ft	100.0 ml/min
2/3/2026 9:57 AM	30:00	5.485 pH	17.36 °C	59.78 µS/cm	2.074 mg/L	0.470 NTU	111.9 mV	24.96 ft	100.0 ml/min
2/3/2026 10:02 AM	35:00	5.492 pH	17.55 °C	60.38 µS/cm	2.036 mg/L	0.440 NTU	111.9 mV	25.17 ft	100.0 ml/min
2/3/2026 10:07 AM	40:00	5.490 pH	17.74 °C	60.52 µS/cm	2.015 mg/L	0.440 NTU	111.9 mV	25.25 ft	100.0 ml/min
2/3/2026 10:12 AM	45:00	5.498 pH	17.93 °C	59.94 µS/cm	1.999 mg/L	0.420 NTU	111.8 mV	25.32 ft	100.0 ml/min

Samples

Sample ID:	Description:

Low-Flow Test Report:

Test Date / Time: 2/3/2026 11:29:54 AM
Project: Plant McIntosh AP-1
Operator Name: Taylor Goble

Location Name: MGWA-11 **Well Diameter: 2 in** **Casing Type: PVC** **Screen Length: 10 ft** **Top of Screen: 45.81 ft** **Total Depth: 55.81 ft** **Initial Depth to Water: 24.99 ft**	**Pump Type: Peristaltic Pump** **Tubing Type: Poly** **Tubing Inner Diameter: 0.17 in** **Pump Intake From TOC: 51 ft** **Estimated Total Volume Pumped: 7.5 liter** **Flow Cell Volume: 90 ml** **Final Flow Rate: 250 ml/min** **Final Draw Down: 0.37 ft**	**Instrument Used: Aqua TROLL 400** **Serial Number: 1283493**

Test Notes:
Sampled at 1200. Cloudy 54 degrees.

Low-Flow Readings:

Date Time	Elapsed Time	pH	Temperature	Specific Conductivity	RDO Concentration	Turbidity	ORP	Depth to Water	Flow
		+/- 0.1	+/- 3	+/- 5 %	+/- 10 %	+/- 10	+/- 25	+/- 0.3	
2/3/2026 11:29 AM	00:00	7.597 pH	16.90 °C	221.8 µS/cm	4.592 mg/L	0.550 NTU	78.3 mV	24.99 ft	250.0 ml/min
2/3/2026 11:34 AM	05:00	7.959 pH	19.25 °C	231.5 µS/cm	0.528 mg/L	0.510 NTU	62.3 mV	25.25 ft	250.0 ml/min
2/3/2026 11:39 AM	10:00	7.965 pH	19.53 °C	231.9 µS/cm	0.378 mg/L	0.590 NTU	33.3 mV	25.32 ft	250.0 ml/min
2/3/2026 11:44 AM	15:00	7.750 pH	19.93 °C	265.2 µS/cm	0.273 mg/L	0.630 NTU	-1.2 mV	25.36 ft	250.0 ml/min
2/3/2026 11:49 AM	20:00	7.706 pH	20.01 °C	320.2 µS/cm	0.197 mg/L	0.740 NTU	-11.1 mV	25.36 ft	250.0 ml/min
2/3/2026 11:54 AM	25:00	7.704 pH	20.06 °C	321.5 µS/cm	0.198 mg/L	0.780 NTU	-16.9 mV	25.36 ft	250.0 ml/min
2/3/2026 11:59 AM	30:00	7.704 pH	20.09 °C	321.3 µS/cm	0.169 mg/L	0.810 NTU	-22.5 mV	25.36 ft	250.0 ml/min

Samples

Sample ID:	Description:

Low-Flow Test Report:

Test Date / Time: 2/3/2026 12:45:43 PM
Project: Plant McIntosh AP-1
Operator Name: Hunter Auld

Location Name: MGWC-12 **Well Diameter: 2 in** **Casing Type: PVC** **Screen Length: 10 ft** **Top of Screen: 42.9 ft** **Total Depth: 52.9 ft** **Initial Depth to Water: 28.62 ft**	**Pump Type: Peristaltic Pump** **Tubing Type: Poly** **Tubing Inner Diameter: 0.17 in** **Pump Intake From TOC: 47 ft** **Estimated Total Volume Pumped: 12450 ml** **Flow Cell Volume: 130 ml** **Final Flow Rate: 150 ml/min** **Final Draw Down: 0.64 ft**	**Instrument Used: Aqua TROLL 500** **Serial Number: 1235076**

Test Notes:
Sample time 1410. Clear 61. FB-01 at 1355.

Low-Flow Readings:

Date Time	Elapsed Time	pH	Temperature	Specific Conductivity	RDO Concentration	Turbidity	ORP	Depth to Water	Flow
		+/- 0.1	+/- 3	+/- 5 %	+/- 10 %	+/- 10	+/- 25	+/- 0.3	
2/3/2026 12:45 PM	00:00	10.64 pH	20.66 °C	320.3 µS/cm	3.141 mg/L	2.770 NTU	96.8 mV	28.62 ft	120.0 ml/min
2/3/2026 12:50 PM	05:00	10.75 pH	19.75 °C	323.1 µS/cm	1.456 mg/L	0.940 NTU	81.8 mV	29.15 ft	120.0 ml/min
2/3/2026 12:55 PM	10:00	10.82 pH	19.78 °C	324.8 µS/cm	1.350 mg/L	0.860 NTU	68.4 mV	29.20 ft	150.0 ml/min
2/3/2026 1:00 PM	15:00	10.89 pH	19.56 °C	326.1 µS/cm	1.270 mg/L	0.810 NTU	53.4 mV	29.21 ft	150.0 ml/min
2/3/2026 1:05 PM	20:00	10.87 pH	19.86 °C	316.8 µS/cm	1.195 mg/L	0.700 NTU	43.8 mV	29.22 ft	150.0 ml/min
2/3/2026 1:10 PM	25:00	10.87 pH	19.59 °C	306.7 µS/cm	1.111 mg/L	0.430 NTU	34.4 mV	29.20 ft	150.0 ml/min
2/3/2026 1:15 PM	30:00	10.82 pH	19.42 °C	286.2 µS/cm	0.960 mg/L	0.450 NTU	26.8 mV	29.25 ft	150.0 ml/min
2/3/2026 1:20 PM	35:00	10.77 pH	19.44 °C	270.1 µS/cm	0.881 mg/L	0.610 NTU	19.9 mV	29.26 ft	150.0 ml/min
2/3/2026 1:25 PM	40:00	10.11 pH	19.42 °C	219.3 µS/cm	0.564 mg/L	0.600 NTU	20.2 mV	29.26 ft	150.0 ml/min
2/3/2026 1:30 PM	45:00	9.495 pH	19.71 °C	234.6 µS/cm	0.340 mg/L	0.310 NTU	16.8 mV	29.26 ft	150.0 ml/min
2/3/2026 1:35 PM	50:00	9.200 pH	20.22 °C	244.6 µS/cm	0.281 mg/L	0.660 NTU	12.9 mV	29.26 ft	150.0 ml/min
2/3/2026 1:40 PM	55:00	8.905 pH	20.17 °C	253.2 µS/cm	0.245 mg/L	0.290 NTU	12.4 mV	29.26 ft	150.0 ml/min
2/3/2026 1:45 PM	01:00:00	8.754 pH	20.23 °C	260.6 µS/cm	0.231 mg/L	0.480 NTU	8.5 mV	29.26 ft	150.0 ml/min
2/3/2026 1:50 PM	01:05:00	8.381 pH	20.28 °C	271.8 µS/cm	0.206 mg/L	0.350 NTU	3.0 mV	29.26 ft	150.0 ml/min
2/3/2026 1:55 PM	01:10:00	8.043 pH	20.38 °C	276.6 µS/cm	0.194 mg/L	0.400 NTU	-4.7 mV	29.26 ft	150.0 ml/min

2/3/2026 2:00 PM	01:15:00	7.832 pH	20.55 °C	276.2 µS/cm	0.184 mg/L	0.280 NTU	-13.0 mV	29.26 ft	150.0 ml/min
2/3/2026 2:05 PM	01:20:00	7.802 pH	20.52 °C	274.0 µS/cm	0.178 mg/L	0.310 NTU	-22.9 mV	29.26 ft	150.0 ml/min
2/3/2026 2:10 PM	01:25:00	7.817 pH	20.69 °C	272.2 µS/cm	0.184 mg/L	0.660 NTU	-31.8 mV	29.26 ft	150.0 ml/min

Samples

Sample ID:	Description:

Created using VuSitu from In-Situ, Inc.

Low-Flow Test Report:

Test Date / Time: 2/4/2026 9:12:10 AM
Project: Plant McIntosh AP-1
Operator Name: Hunter Auld

Location Name: MGWC-19 **Well Diameter: 2 in** **Casing Type: PVC** **Screen Length: 10 ft** **Top of Screen: 62.7 ft** **Total Depth: 72.7 ft** **Initial Depth to Water: 25.27 ft**	**Pump Type: Peristaltic Pump** **Tubing Type: Poly** **Tubing Inner Diameter: 0.17 in** **Pump Intake From TOC: 67 ft** **Estimated Total Volume Pumped: 4600 ml** **Flow Cell Volume: 130 ml** **Final Flow Rate: 190 ml/min** **Final Draw Down: 1.59 ft**	**Instrument Used: Aqua TROLL 500** **Serial Number: 1235076**

Test Notes:
Sample time 0937. Cloudy 52.

Low-Flow Readings:

Date Time	Elapsed Time	pH	Temperature	Specific Conductivity	RDO Concentration	Turbidity	ORP	Depth to Water	Flow
		+/- 0.1	+/- 3	+/- 5 %	+/- 10 %	+/- 10	+/- 25	+/- 0.3	
2/4/2026 9:12 AM	00:00	6.708 pH	11.17 °C	6.133 µS/cm	11.07 mg/L	0.930 NTU	242.6 mV	25.27 ft	175.0 ml/min
2/4/2026 9:17 AM	05:00	7.564 pH	18.01 °C	687.0 µS/cm	1.098 mg/L	1.180 NTU	218.1 mV	26.31 ft	175.0 ml/min
2/4/2026 9:22 AM	10:00	7.601 pH	18.51 °C	686.0 µS/cm	0.502 mg/L	0.890 NTU	203.1 mV	26.60 ft	190.0 ml/min
2/4/2026 9:27 AM	15:00	7.637 pH	18.50 °C	686.3 µS/cm	0.341 mg/L	1.010 NTU	200.6 mV	26.82 ft	190.0 ml/min
2/4/2026 9:32 AM	20:00	7.633 pH	18.19 °C	683.8 µS/cm	0.295 mg/L	0.870 NTU	194.6 mV	26.85 ft	190.0 ml/min
2/4/2026 9:37 AM	25:00	7.625 pH	18.38 °C	682.9 µS/cm	0.267 mg/L	0.680 NTU	185.7 mV	26.86 ft	190.0 ml/min

Samples

Sample ID:	Description:

Created using VuSitu from In-Situ, Inc.

Low-Flow Test Report:

Test Date / Time: 2/4/2026 10:30:05 AM
Project: Plant McIntosh AP-1
Operator Name: Hunter Auld

Location Name: MGWC-20 **Well Diameter: 2 in** **Casing Type: PVC** **Screen Length: 10 ft** **Top of Screen: 44.77 ft** **Total Depth: 54.77 ft** **Initial Depth to Water: 25.28 ft**	**Pump Type: Peristaltic Pump** **Tubing Type: Poly** **Tubing Inner Diameter: 0.17 in** **Pump Intake From TOC: 49 ft** **Estimated Total Volume Pumped: 7800 ml** **Flow Cell Volume: 130 ml** **Final Flow Rate: 240 ml/min** **Final Draw Down: 0.94 ft**	**Instrument Used: Aqua TROLL 500** **Serial Number: 1235076**

Test Notes:
Sample time 1105. Cloudy 53. FD-02 here.

Low-Flow Readings:

Date Time	Elapsed Time	pH	Temperature	Specific Conductivity	RDO Concentration	Turbidity	ORP	Depth to Water	Flow
		+/- 0.1	+/- 3	+/- 5 %	+/- 10 %	+/- 10	+/- 25	+/- 0.3	
2/4/2026 10:30 AM	00:00	5.909 pH	18.78 °C	402.6 µS/cm	0.854 mg/L	14.10 NTU	156.8 mV	25.28 ft	200.0 ml/min
2/4/2026 10:35 AM	05:00	5.807 pH	19.15 °C	404.6 µS/cm	0.394 mg/L	6.910 NTU	149.4 mV	26.04 ft	200.0 ml/min
2/4/2026 10:40 AM	10:00	5.818 pH	19.38 °C	406.7 µS/cm	0.251 mg/L	4.880 NTU	136.0 mV	26.09 ft	200.0 ml/min
2/4/2026 10:45 AM	15:00	5.805 pH	19.52 °C	410.4 µS/cm	0.201 mg/L	3.870 NTU	140.0 mV	26.15 ft	240.0 ml/min
2/4/2026 10:50 AM	20:00	5.794 pH	19.63 °C	412.9 µS/cm	0.182 mg/L	3.200 NTU	129.6 mV	26.20 ft	240.0 ml/min
2/4/2026 10:55 AM	25:00	5.896 pH	19.50 °C	417.6 µS/cm	0.161 mg/L	2.200 NTU	118.1 mV	26.22 ft	240.0 ml/min
2/4/2026 11:00 AM	30:00	5.913 pH	19.66 °C	421.1 µS/cm	0.149 mg/L	2.970 NTU	110.7 mV	26.22 ft	240.0 ml/min
2/4/2026 11:05 AM	35:00	5.956 pH	19.56 °C	424.3 µS/cm	0.140 mg/L	2.940 NTU	102.2 mV	26.22 ft	240.0 ml/min

Samples

Sample ID:	Description:

Created using VuSitu from In-Situ, Inc.

Low-Flow Test Report:

Test Date / Time: 2/26/2026 12:55:03 PM
Project: Plant McIntosh AP-1
Operator Name: J. May

Location Name: MGWC-25 **Well Diameter: 2 ft** **Casing Type: PVC** **Screen Length: 5 ft** **Top of Screen: 37.75 ft** **Total Depth: 42.75 ft** **Initial Depth to Water: 33.02 ft**	**Pump Type: Portable Bladder Pump** **Tubing Type: Poly** **Tubing Inner Diameter: 0.17 in** **Pump Intake From TOC: 40 ft** **Estimated Total Volume Pumped: 16.6 liter** **Flow Cell Volume: 130 ml** **Final Flow Rate: 200 ml/min** **Final Draw Down: 2.16 in**	**Instrument Used: Aqua TROLL 500** **Serial Number: 1183990**

Test Notes:
Sample Time: 1418
Cloudy, 70s

Low-Flow Readings:

Date Time	Elapsed Time	pH	Temperature	Specific Conductivity	RDO Concentration	Turbidity	ORP	Depth to Water	Flow
		+/- 0.1	+/- 3	+/- 5 %	+/- 10 %	+/- 10	+/- 25	+/- 0.3	
2/26/2026 12:55 PM	00:00	4.648 pH	20.60 °C	261.5 µS/cm	1.408 mg/L	55.40 NTU	207.1 mV	33.02 ft	200.0 ml/min
2/26/2026 1:00 PM	05:00	4.700 pH	20.93 °C	256.4 µS/cm	0.465 mg/L	62.80 NTU	200.3 mV	33.20 ft	200.0 ml/min
2/26/2026 1:05 PM	10:00	4.721 pH	21.06 °C	255.6 µS/cm	0.369 mg/L	53.40 NTU	200.3 mV	33.20 ft	200.0 ml/min
2/26/2026 1:10 PM	15:00	4.707 pH	21.34 °C	256.6 µS/cm	0.337 mg/L	30.60 NTU	197.0 mV	33.20 ft	200.0 ml/min
2/26/2026 1:15 PM	20:00	4.705 pH	21.35 °C	256.5 µS/cm	0.317 mg/L	24.50 NTU	192.7 mV	33.20 ft	200.0 ml/min
2/26/2026 1:27 PM	32:01	4.399 pH	21.49 °C	282.5 µS/cm	6.802 mg/L	28.30 NTU	212.5 mV	33.20 ft	200.0 ml/min
2/26/2026 1:38 PM	43:00	4.546 pH	21.24 °C	399.5 µS/cm	5.769 mg/L	23.40 NTU	238.4 mV	33.20 ft	200.0 ml/min
2/26/2026 1:43 PM	48:00	4.781 pH	21.61 °C	284.7 µS/cm	0.338 mg/L	35.20 NTU	238.9 mV	33.20 ft	200.0 ml/min
2/26/2026 1:48 PM	53:00	4.718 pH	21.40 °C	272.1 µS/cm	0.261 mg/L	27.00 NTU	228.8 mV	33.20 ft	200.0 ml/min
2/26/2026 1:53 PM	58:00	4.694 pH	21.24 °C	262.5 µS/cm	0.240 mg/L	17.70 NTU	218.6 mV	33.20 ft	200.0 ml/min
2/26/2026 1:58 PM	01:03:00	4.699 pH	21.14 °C	265.7 µS/cm	0.214 mg/L	12.90 NTU	215.1 mV	33.20 ft	200.0 ml/min
2/26/2026 2:03 PM	01:08:00	4.695 pH	20.99 °C	263.5 µS/cm	0.191 mg/L	9.010 NTU	210.4 mV	33.20 ft	200.0 ml/min
2/26/2026 2:08 PM	01:13:00	4.705 pH	21.05 °C	260.7 µS/cm	0.182 mg/L	7.830 NTU	200.3 mV	33.20 ft	200.0 ml/min
2/26/2026 2:13 PM	01:18:00	4.703 pH	21.01 °C	263.1 µS/cm	0.171 mg/L	6.020 NTU	202.2 mV	33.20 ft	200.0 ml/min

2/26/2026 2:18 PM	01:23:00	4.692 pH	21.11 °C	262.9 µS/cm	0.173 mg/L	4.140 NTU	197.7 mV	33.20 ft	200.0 ml/min

Samples

Sample ID:	Description:

Created using VuSitu from In-Situ, Inc.

Field Instrumentation Calibration Form

ATLANTIC COAST CONSULTING, INC.

Site Name: Plant McIntosh AP-1 Date: 2-2-2026

Calibrated By: T. Goble / H. Auld Field Conditions: Clear 47°F

Instrument	Manufactuer/ Model	Serial Number
Water Quality Meter	AquaTroll 400	12834193
Turbidity Meter	HACH 2000Q	22090D00040

Calibration Standard Information

Parameter	Standard	Lot #	Date of Expiration	Brand
D.O. (%)	N/A	DI H_2O	N/A	N/A
pH (SU)	4.00	24021650	9/26	PINE
pH (SU)	7.00	24021711	9/26	PINE
pH (SU)	10.00	24022781	9/26	PINE
Specific Conductance (µS/cm)	~~1,413~~ 4490	24021650	9/26	PINE
ORP (mV)	~~240.0~~ 228	24020598	9/26	PINE

	Standard	Lot #	Date of Expiration	Brand
Turbidity (NTU)	0	DI H_2O	N/A	N/A
	10	2861801	11/26	HACH
	20	A4290	1/27	HACH
	100	A4284	1/27	HACH

Calibration

Time Start: 1450 Time Finish: 1510

Parameter	Standard	Calibration Value	Calibration Solution Temperature (°C)	Acceptance Criteria	Reference
D.O. (%)	N/A	97.95	17.98	± 10%	EPA 2023
pH (SU)	4.00	4.00	20.11	± 0.1	GWMP
pH (SU)	7.00	7.02	18.96	± 0.1	GWMP
pH (SU)	10.00	10.05	18.56	± 0.1	GWMP
Specific Conductance (µS/cm)	~~1,413~~ 4490	4404	20.56	± 10% of standard	NA
ORP (mV)	~~240.0~~ 228	227.7	18.28	± 10	EPA 2023

	Standard	Calibration Value	Acceptance Criteria	Reference
Turbidity (NTU)	0	0.32	± 10% of standard	EPA 2023
	10	10.8		
	20	19.7		
	100	96.2		

Calibration Check

Time Start Time Finish

Parameter	Standard	Calibration Value	Calibration Solution Temperature (°C)	Acceptance Criteria	Reference
pH (SU)	4.00			± 0.1	GWMP
pH (SU)	7.00			± 0.1	GWMP
pH (SU)	10.00			± 0.1	GWMP
Specific Conductance (µS/cm)	1,413			± 10% of standard	EPA 2023

	Standard	Calibration Value	Acceptance Criteria	Reference
Turbidity (NTU)	0		± 10% of standard	EPA 2023
	10			
	20			
	100			

Field Instrumentation Calibration Form

ATLANTIC COAST CONSULTING, INC.

Site Name: Plant McIntosh AP-1

Date: 2-3-2026

Calibrated By: T. Goble

Field Conditions: Cloudy 30°F

Instrument	Manufactuer/ Model	Serial Number
Water Quality Meter	AquaTroll 400	1283493
Turbidity Meter	HACH 2000Q	22090D000056

Calibration Standard Information

Parameter	Standard	Lot #	Date of Expiration	Brand
D.O. (%)	N/A	DI H_2O	N/A	N/A
pH (SU)	4.00	24021650	9/26	PINE
pH (SU)	7.00	24021711		PINE
pH (SU)	10.00	24022764		PINE
Specific Conductance (µS/cm)	~~1,413~~ 4490	24021650		PINE
ORP (mV)	~~240.0~~ 228	24020598		PINE

	Standard	Lot #	Date of Expiration	Brand
Turbidity (NTU)	0	DI H_2O	N/A	N/A
	10	A5203	11/26	HACH
	20	A4290	1/27	HACH
	100	A4284	1/27	HACH

Calibration

Time Start: 0810 Time Finish: 0830

Parameter	Standard	Calibration Value	Calibration Solution Temperature (°C)	Acceptance Criteria	Reference
D.O. (%)	N/A	97.75	5.70	± 10%	EPA 2023
pH (SU)	4.00	4.00	6.78	± 0.1	GWMP
pH (SU)	7.00	7.06	6.65	± 0.1	GWMP
pH (SU)	10.00	10.14	6.48	± 0.1	GWMP
Specific Conductance (µS/cm)	~~1,413~~ 4490	4438	6.95	± 10% of standard	NA
ORP (mV)	228 ~~240.0~~ 228	224.9	6.27	± 10	EPA 2023

	Standard	Calibration Value	Acceptance Criteria	Reference
Turbidity (NTU)	0	0.27	± 10% of standard	EPA 2023
	10	10.6		
	20	21.2		
	100	103		

Calibration Check

Time Start 1230 Time Finish 1240

Parameter	Standard	Calibration Value	Calibration Solution Temperature (°C)	Acceptance Criteria	Reference
pH (SU)	4.00	4.00	16.40	± 0.1	GWMP
pH (SU)	7.00	7.04	14.44	± 0.1	GWMP
pH (SU)	10.00	10.11	13.21	± 0.1	GWMP
Specific Conductance (µS/cm)	~~1,413~~ 4490	4362	16.72	± 10% of standard	EPA 2023

	Standard	Calibration Value	Acceptance Criteria	Reference
Turbidity (NTU)	0	0.31	± 10% of standard	EPA 2023
	10	10.3		
	20	20.1		
	100	102		

Field Instrumentation Calibration Form

ATLANTIC COAST CONSULTING, INC.

Site Name: Plant McIntosh AP-1 Date: 2-4-26

Calibrated By: T. Gore Field Conditions: Cloudy 48°F

Instrument	Manufactuer/ Model	Serial Number
Water Quality Meter	AquaTroll 600	1283493
Turbidity Meter	HACH 2100Q	22090000062

Calibration Standard Information

Parameter	Standard	Lot #	Date of Expiration	Brand
D.O. (%)	N/A	DI H_2O	N/A	N/A
pH (SU)	4.00	24021650	9/26	PINE
pH (SU)	7.00	24021711		PINE
pH (SU)	10.00	24022764		PINE
Specific Conductance (µS/cm)	~~1,413~~ 4490	24021650		PINE
ORP (mV)	~~240.0~~ 228	24020598		PINE

	Standard	Lot #	Date of Expiration	Brand
Turbidity (NTU)	0	DI H_2O	N/A	N/A
	10	A5203	11/26	HACH
	20	A4290	1/27	HACH
	100	A4284	1/27	HACH

Calibration

Time Start: 0810 Time Finish: 0830

Parameter	Standard	Calibration Value	Calibration Solution Temperature (°C)	Acceptance Criteria	Reference
D.O. (%)	N/A	100.0	13.03	± 10%	EPA 2023
pH (SU)	4.00	4.00	13.42	± 0.1	GWMP
pH (SU)	7.00	7.04	13.47	± 0.1	GWMP
pH (SU)	10.00	10.11	13.45	± 0.1	GWMP
Specific Conductance (µS/cm)	~~1,413~~ 4490	4520	13.51	± 10% of standard	NA
ORP (mV)	~~240.0~~ 228	225.6	13.40	± 10	EPA 2023

	Standard	Calibration Value	Acceptance Criteria	Reference
Turbidity (NTU)	0	0.23	± 10% of standard	EPA 2023
	10	10.5		
	20	20.1		
	100	103		

Calibration Check

Time Start Time Finish

Parameter	Standard	Calibration Value	Calibration Solution Temperature (°C)	Acceptance Criteria	Reference
pH (SU)	4.00			± 0.1	GWMP
pH (SU)	7.00			± 0.1	GWMP
pH (SU)	10.00			± 0.1	GWMP
Specific Conductance (µS/cm)	1,413			± 10% of standard	EPA 2023

	Standard	Calibration Value	Acceptance Criteria	Reference
Turbidity (NTU)	0		± 10% of standard	EPA 2023
	10			
	20			
	100			

Field Instrumentation Calibration Form

ATLANTIC COAST CONSULTING, INC.

Site Name: McIntosh AP1 Date: 2-3-26

Calibrated By: HA Field Conditions: clear, 30s

Instrument	Manufactuer/ Model	Serial Number
Water Quality Meter	AquaTrol 500	1235076
Turbidity Meter	HACH 2100Q	19090079586

Calibration Standard Information

Parameter	Standard	Lot #	Date of Expiration	Brand
D.O. (%)	N/A	DI H_2O	N/A	N/A
pH (SU)	4.00	4GI1219	09/26	PINE
pH (SU)	7.00	4GD1667	04/26	PINE
pH (SU)	10.00	4GC0606	03/26	PINE
Specific Conductance (µS/cm)	1,413	5GI0959	09/26	PINE
ORP (mV)	240.0	5GI0871	06/26	PINE

	Standard	Lot #	Date of Expiration	Brand
Turbidity (NTU)	0	DI H_2O	N/A	N/A
	10	A3402	02/26	HACH
	20	A4309	02/26	HACH
	100	A4306	02/26	HACH

Calibration

Time Start: 0830 Time Finish: 0855

Parameter	Standard	Calibration Value	Calibration Solution Temperature (°C)	Acceptance Criteria	Reference
D.O. (%)	N/A	100%	7.4	± 10%	EPA 2023
pH (SU)	4.00	4.00	8.17	± 0.1	GWMP
pH (SU)	7.00	7.06	9.4	± 0.1	GWMP
pH (SU)	10.00	10.10	10.4	± 0.1	GWMP
Specific Conductance (µS/cm)	1,413	1413	9.8	± 10% of standard	NA
ORP (mV)	240.0	249	9.6	± 10	EPA 2023

	Standard	Calibration Value	Acceptance Criteria	Reference
Turbidity (NTU)	0	0.3	± 10% of standard	EPA 2023
	10	9.93		
	20	19.7		
	100	102		

Calibration Check

Time Start 1200 Time Finish 1215

Parameter	Standard	Calibration Value	Calibration Solution Temperature (°C)	Acceptance Criteria	Reference
pH (SU)	4.00	4.00	16.9	± 0.1	GWMP
pH (SU)	7.00	7.06	15.9	± 0.1	GWMP
pH (SU)	10.00	10.10	16.2	± 0.1	GWMP
Specific Conductance (µS/cm)	1,413	1413	16.0	± 10% of standard	EPA 2023

	Standard	Calibration Value	Acceptance Criteria	Reference
Turbidity (NTU)	0	0.3	± 10% of standard	EPA 2023
	10	10.1		
	20	20.0		
	100	99		

Field Instrumentation Calibration Form

ATLANTIC COAST CONSULTING, INC.

Site Name: McIntosh AP1

Date: 2-4-26

Calibrated By: HA

Field Conditions: Cloudy, 50°

Instrument	Manufactuer/ Model	Serial Number
Water Quality Meter	Aquatroll 500	1235076
Turbidity Meter	HACH 2100Q	19090607586

Calibration Standard Information

Peremeter	Standard	Lot #	Date of Expiration	Brand
D.O. (%)	N/A	DI H_2O	N/A	N/A
pH (SU)	4.00	4GI1219	05/26	PINE
pH (SU)	7.00	4GD1667	04/26	PINE
pH (SU)	10.00	4GC0600	03/26	PINE
Specific Conductance (µS/cm)	1,413	5GI0959	09/26	PINE
ORP (mV)	240.0	5GI0371	06/26	PINE

	Standard	Lot #	Date of Expiration	Brand
Turbidity (NTU)	0	DI H_2O	N/A	N/A
	10	A3402	02/26	HACH
	20	A4309	↓	HACH
	100	A4306	↓	HACH

Calibration

Time Start: 0830 Time Finish: 0845

Parameter	Standard	Calibration Value	Calibration Solution Temperature (°C)	Acceptance Criteria	Reference
D.O. (%)	N/A	100%	14.2	± 10%	EPA 2023
pH (SU)	4.00	4.00	14.7	± 0.1	GWMP
pH (SU)	7.00	7.06	15.0	± 0.1	GWMP
pH (SU)	10.00	10.10	14.8	± 0.1	GWMP
Specific Conductance (µS/cm)	1,413	1413	14.9	± 10% of standard	NA
ORP (mV)	240.0	240	14.5	± 10	EPA 2023

	Standard	Calibration Value	Acceptance Criterie	Reference
Turbidity (NTU)	0	0.3	± 10% of standard	EPA 2023
	10	9.7		
	20	20.7		
	100	99.3		

Calibration Check

Time Start Time Finish

Parameter	Standard	Calibration Value	Calibration Solution Temperature (°C)	Acceptance Criteria	Reference
pH (SU)	4.00			± 0.1	GWMP
pH (SU)	7.00			± 0.1	GWMP
pH (SU)	10.00			± 0.1	GWMP
Specific Conductance (µS/cm)	1,413			± 10% of standard	EPA 2023

	Standard	Calibration Value	Acceptance Criteria	Reference
Turbidity (NTU)	0		± 10% of standard	EPA 2023
	10			
	20			
	100			

Well Inspection

Site Name: Plant Mcintosh AP1 Date: 2/2/2026

Permit Number: 051-011D(CCR) Field Conditions: Clear, Cold

Well ID:	Location/Identification			
	Visible and accessible	Properly identified with correct well ID	Located in high traffic area; does the well require protection from traffic	Acceptable drainage around well (no standing water, not located in obvious drainage flow path)
MGWC-1	Yes	Yes	No	Yes
MGWC-2	Yes	Yes	No	Yes
MGWC-3	Yes	Yes	No	Yes
MGWC-4	Yes	Yes	No	Yes
MGWA-5	Yes	Yes	No	Yes
MGWA-6	Yes	Yes	No	Yes
MGWA-6A	Yes	Yes	No	Yes
MGWC-7	Yes	Yes	No	Yes
MGWC-8	Yes	Yes	No	Yes
MGWA-9	Yes	Yes	No	Yes
MGWA-10	Yes	Yes	No	Yes
MGWA-11	Yes	Yes	No	Yes
MGWC-12	Yes	Yes	No	Yes
PZ-13	Yes	Yes	No	Yes
PZ-14	Yes	Yes	No	Yes
PZ-15	Yes	Yes	No	Yes
PZ-16	Yes	Yes	No	Yes
PZ-17	Yes	Yes	No	Yes
PZ-18	Yes	Yes	No	Yes
MGWC-19	Yes	Yes	No	Yes
MGWC-20	Yes	Yes	No	Yes
MGWC-21	Yes	Yes	No	Yes
MGWC-22	Yes	Yes	No	Yes
MGWC-23	Yes	Yes	No	Yes
MGWA-24	Yes	Yes	No	Yes

Well Inspection

Site Name: Plant Mcintosh AP1 Date: 2/2/2026

Permit Number: 051-011D(CCR) Field Conditions: Clear, Cold

Well ID:	Protective Casing				
	Free from apparent damage and able to be secured	No degradation or deterioration	Functioning weep hole	Annular space clear of debris and water, or filled with pea gravel/sand	Locked and is the lock in good condition
MGWC-1	Yes	Yes	Yes	Yes	Yes
MGWC-2	Yes	Yes	Yes	Yes	Yes
MGWC-3	Yes	Yes	Yes	Yes	Yes
MGWC-4	Yes	Yes	Yes	Yes	Yes
MGWA-5	Yes	Yes	Yes	Yes	Yes
MGWA-6	Yes	Yes	Yes	Yes	Yes
MGWA-6A	Yes	Yes	Yes	Yes	Yes
MGWC-7	Yes	Yes	Yes	Yes	Yes
MGWC-8	Yes	Yes	Yes	Yes	Yes
MGWA-9	Yes	Yes	Yes	Yes	Yes
MGWA-10	Yes	Yes	Yes	Yes	Yes
MGWA-11	Yes	Yes	Yes	Yes	Yes
MGWC-12	Yes	Yes	Yes	Yes	Yes
PZ-13	Yes	Yes	Yes	Yes	Yes
PZ-14	Yes	Yes	Yes	Yes	Yes
PZ-15	Yes	Yes	Yes	Yes	Yes
PZ-16	Yes	Yes	Yes	Yes	Yes
PZ-17	Yes	Yes	Yes	Yes	Yes
PZ-18	Yes	Yes	Yes	Yes	Yes
MGWC-19	Yes	Yes	Yes	Yes	Yes
MGWC-20	Yes	Yes	Yes	Yes	Yes
MGWC-21	Yes	Yes	Yes	Yes	Yes
MGWC-22	Yes	Yes	Yes	Yes	Yes
MGWC-23	Yes	Yes	Yes	Yes	Yes
MGWA-24	Yes	Yes	Yes	Yes	Yes

Well Inspection

Site Name: Plant Mcintosh AP1 Date: 2/2/2026

Permit Number: 051-011D(CCR) Field Conditions: Clear, Cold

Well ID:	Surface Pad			Internal Casing		
	Good condition (not cracked/ broken)	Sloped away from the protective casing	In complete contact with the ground surface and stable	Cap prevents entry of foreign material into the well	Free of kinks/bends, or any obstructions from foreign objects (such as bailers)	Properly vented for equilibration of air pressure
MGWC-1	Yes	Yes	Yes	Yes	Yes	Yes
MGWC-2	Yes	Yes	Yes	Yes	Yes	Yes
MGWC-3	Yes	Yes	Yes	Yes	Yes	Yes
MGWC-4	Yes	Yes	Yes	Yes	Yes	Yes
MGWA-5	Yes	Yes	Yes	Yes	Yes	Yes
MGWA-6	Yes	Yes	Yes	Yes	Yes	Yes
MGWA-6A	Yes	Yes	Yes	Yes	Yes	Yes
MGWC-7	Yes	Yes	Yes	Yes	Yes	Yes
MGWC-8	Yes	Yes	Yes	Yes	Yes	Yes
MGWA-9	Yes	Yes	Yes	Yes	Yes	Yes
MGWA-10	Yes	Yes	Yes	Yes	Yes	Yes
MGWA-11	Yes	Yes	Yes	Yes	Yes	Yes
MGWC-12	Yes	Yes	Yes	Yes	Yes	Yes
PZ-13	Yes	Yes	Yes	Yes	Yes	Yes
PZ-14	Yes	Yes	Yes	Yes	Yes	Yes
PZ-15	Yes	Yes	Yes	Yes	Yes	Yes
PZ-16	Yes	Yes	Yes	Yes	Yes	Yes
PZ-17	Yes	Yes	Yes	Yes	Yes	Yes
PZ-18	Yes	Yes	Yes	Yes	Yes	Yes
MGWC-19	Yes	Yes	Yes	Yes	Yes	Yes
MGWC-20	Yes	Yes	Yes	Yes	Yes	Yes
MGWC-21	Yes	Yes	Yes	Yes	Yes	Yes
MGWC-22	Yes	Yes	Yes	Yes	Yes	Yes
MGWC-23	Yes	Yes	Yes	Yes	Yes	Yes
MGWA-24	Yes	Yes	Yes	Yes	Yes	Yes

Well Inspection

Site Name: Plant Mcintosh AP1 Date: 2/2/2026

Permit Number: 051-011D(CCR) Field Conditions: Clear, Cold

Well ID:	Corrective actions as needed, by date:
MGWC-1	
MGWC-2	
MGWC-3	
MGWC-4	
MGWA-5	
MGWA-6	
MGWA-6A	
MGWC-7	
MGWC-8	
MGWA-9	
MGWA-10	
MGWA-11	
MGWC-12	
PZ-13	
PZ-14	
PZ-15	
PZ-16	
PZ-17	
PZ-18	
MGWC-19	
MGWC-20	
MGWC-21	
MGWC-22	
MGWC-23	
MGWA-24	

APPENDIX C

Statistical Analysis Reports

APPENDIX C

Statistical Analysis Reports
February 2026 Monitoring Event

GROUNDWATER STATS CONSULTING

August 31, 2026

Southern Company Services
Attn: Mr. Kevin Stephenson
241 Ralph McGill Blvd NE, Bin 10160
Atlanta, Georgia 30308

Re: Plant McIntosh Ash Pond 1 (AP-1)
Statistical Analysis February 2026

Dear Mr. Stephenson,

Groundwater Stats Consulting, formerly the statistical consulting division of Sanitas Technologies, is pleased to provide the February 2026 Semi-Annual Groundwater Detection and Assessment Monitoring statistical analysis for Georgia Power Company's Plant McIntosh AP-1. The analysis complies with the federal rule for the Disposal of Coal Combustion Residuals from Electric Utilities (CCR Rule, 2015), the Georgia Environmental Protection Division (EPD) Rules for Solid Waste Management Chapter 391-3-4-.10, and follows the United States Environmental Protection Agency (USEPA) Unified Guidance (2009).

Sampling for the Appendix III and IV parameters began in 2016, and at least 8 background samples were collected at each of the groundwater monitoring wells. Sampling is conducted on a semi-annual basis for all constituents. A list of all parameters is provided below.

The monitoring well network, as provided by Southern Company Services, consists of the following:

- **Upgradient well:** MGWA-5, MGWA-6, MGWA-6A, MGWA-10, and MGWA-11
- **Downgradient wells:** MGWC-1, MGWC-2, MGWC-3, MGWC-7, MGWC-8, and MGWC-12
- **Assessment wells:** MGWC-19, MGWC-20, and MGWC-25

Note that assessment well MGWC-25 was first sampled during the February 2026 event. Additionally, assessment wells MGWC-19 and MGWC-20 were previously designated as piezometers. Data from assessment wells are plotted on time series and box plots, and Appendix IV parameters are evaluated with confidence intervals for assessment wells when a minimum of 4 samples are available. Cobalt, fluoride, and lithium at wells MGWC-19 and MGWC-20 have sufficient samples for confidence intervals during this statistical analysis.

Data were sent electronically to Groundwater Stats Consulting, and the statistical analysis was reviewed by Andrew Collins, Project Manager for Groundwater Stats Consulting.

The Coal Combustion Residuals (CCR) program consists of the following constituents:

- **Appendix III** (Detection Monitoring) **-** boron, calcium, chloride, fluoride, pH, sulfate, and TDS
- **Appendix IV** (Assessment Monitoring) **–** antimony, arsenic, barium, beryllium, cadmium, chromium, cobalt, combined radium 226 + 228 fluoride, lead, lithium, mercury, molybdenum, selenium, and thallium

Note that when there are no detections present in downgradient wells for a given constituent, statistical analyses are not required. A summary of Appendix IV downgradient well/constituent pairs containing 100% non-detects follows this letter.

Time series plots for Appendix III and IV parameters at all wells are provided for the purpose of screening data at these wells (Figure A). Additionally, a separate section of box plots is included for all constituents at upgradient and downgradient wells (Figure B). The time series plots are used to initially screen for suspected outliers and trends, while the box plots provide visual representation of variation within individual wells and between all wells. Values in background which have been flagged as outliers may be seen in a lighter font and as a disconnected symbol on the graphs. A summary of flagged outliers follows this report (Figure C).

In earlier analyses, data at all wells were evaluated for the following: 1) outliers; 2) trends; 3) most appropriate statistical method for Appendix III parameters based on site characteristics of groundwater data upgradient of the facility; and 4) eligibility of downgradient wells when intrawell statistical methods are recommended. Power curves were provided with the previous screening and demonstrated that the selected statistical methods for Appendix III parameters comply with the USEPA Unified Guidance. The EPA suggests the selected statistical method should provide at least 55% power at 3 standard deviations or at least 80% power at 4 standard deviations.

The original background screening was conducted in 2017 by MacStat Consulting. Values identified as outliers were flagged in the database and excluded prior to construction of statistical limits. Both intrawell and interwell prediction limits, combined with a 1-of-2 resample plan, were originally recommended. The Analysis of Variance (ANOVA) was used to statistically evaluate differences in average concentrations among upgradient wells, which assists in identifying the most appropriate statistical approach.

Interwell tests, which compare downgradient well data to statistical limits constructed from pooled upgradient well data, are appropriate when average concentrations are similar across upgradient wells. Intrawell tests, which compare compliance data from a single well to screened historical data within the same well, are appropriate when upgradient wells exhibit spatial variation; when statistical limits constructed from upgradient wells would not be conservative from a regulatory perspective; and when downgradient water quality is unimpacted compared to upgradient water quality for the same parameter. While data were further tested for intrawell eligibility during the screening, interwell methods will be used for all Appendix III constituents in accordance with Georgia EPD requirements.

Summary of Statistical Methods

Based on the evaluation for state and federal regulatory requirements, the following methods were selected for Appendix III and IV constituents:

- Appendix III: Interwell prediction limits, combined with a 1-of-2 resample plan, for each Appendix III constituent
- Appendix IV: Confidence intervals on downgradient and assessment well data compared against Groundwater Protection Standards (GWPS) for each Appendix IV constituent

The distribution of data is tested using the Shapiro-Wilk/Shapiro-Francia test for normality. Parametric prediction limits, tolerance limits, and confidence intervals are utilized when the screened historical data follow a normal or transformed-normal distribution. When data cannot be normalized or the majority of data are non-detects, a nonparametric test is utilized.

While the false positive rate associated with the parametric limits is based on an annual 10% (5% per semi-annual event) as recommended by the EPA Unified Guidance (2009), the false positive rate associated with the nonparametric limits is dependent upon the available background sample size, number of future comparisons, and verification resample plan.

Non-detects are handled as follows:

- No statistical analyses are required on wells and analytes containing 100% non-detects (USEPA Unified Guidance, 2009, Chapter 6).
- When data contain <15% non-detects, simple substitution of one-half the reporting limit is utilized in the statistical analysis. The reporting limit utilized for non-detects is the most recent practical quantification limit (PQL) as reported by the laboratory.
- When data contain between 15-50% non-detects, the Kaplan-Meier non-detect adjustment is applied to the background data for parametric limits. This technique adjusts the mean and standard deviation of the historical concentrations to account for concentrations below the reporting limit.
- Nonparametric prediction limits are used on data containing greater than 50% non-detects.

Natural systems continuously evolve due to physical changes made to the environment. Examples include capping a landfill, paving areas near a well, or lining a drainage channel to prevent erosion. Periodic updating of background statistical limits is necessary to accommodate these types of changes. In the interwell case, prediction limits are updated with upgradient well data during each event after careful screening for any new outliers. In some cases, deselecting the earlier portion of data may be necessary prior to construction of limits so that resulting statistical limits are conservative (lower) from a regulatory perspective and capable of rapidly detecting changes in groundwater quality. Even though the data are excluded from the calculation, the values will continue to be reported and shown in tables and graphs.

For Appendix III parameters, compliance is determined by comparing the most recent observation to a background prediction limit. The corresponding trend tests for evaluating prediction limit exceedances of Appendix III parameters are performed at the 99% confidence level to provide a high level of confidence against false positives. For Appendix IV Assessment Monitoring parameters, however, compliance is assessed by comparing a full (or truncated) period of record to a GWPS using a confidence interval. The corresponding trend tests for evaluating confidence interval exceedances of Appendix IV constituents are performed at the 95% confidence level to provide greater capability of identifying potential trends than the 99% confidence level. Additionally, the 95% confidence level is recommended in cases with limited sample sizes and, particularly, for new assessment wells.

Summary of Background Update Conducted in Fall 2025 – Appendix III & IV

Outlier Analysis

Time series plots were used to identify suspected outliers, or values that would result in limits that are not representative of the current background data population. Suspected outliers at upgradient wells for Appendix III and Appendix IV parameters were formally tested using Tukey's box plot method and, when identified, flagged in the computer database with "o" and deselected prior to construction of statistical limits. When the most recent value is identified as an outlier, values are often not flagged in the database at this time as the measurements may represent a possible trend. If future values do not remain at similar concentrations, these values will be flagged as outliers and deselected.

Tukey's outlier test identified values for arsenic, barium, boron, chloride, cobalt, combined radium 226 + 228, fluoride, lithium, sulfate, and TDS. Any values identified by Tukey's, but not flagged in the database, appeared representative of remaining concentrations among pooled upgradient data or, in the case of Appendix IV parameters, were below the respective Maximum Contaminant Level (MCL). Previously flagged values were confirmed using the Tukey's outlier test to evaluate pooled upgradient well data and visual screening with time series plots. When any values are flagged in the database as outliers, the measurements are plotted in a disconnected and lighter symbol on the time series graph. The accompanying data pages display the flagged value in a lighter font as well.

Seasonality

No obvious seasonal patterns were observed on the time series plots for any of the detected data; therefore, no deseasonalizing adjustments were made to the data. When seasonal patterns are observed, data may be deseasonalized so that the resulting limits will correctly account for the seasonality as a predictable pattern rather than random variation or a release.

Trend Test Evaluation

While trends can be identified by visual inspection, a quantification of the trend and its statistical significance is needed. The Sen's Slope/Mann Kendall trend test was used to evaluate all data at each upgradient well to identify statistically significant increasing or decreasing trends at 99% for Appendix III parameters and at 95% for Appendix IV parameters. In the absence of suspected contamination, significant trending data are typically not included as part of the background data used for construction of prediction limits. This step serves to eliminate the trend and, thus, reduce variation in background.

When statistically significant trends are present, all available data are evaluated to determine whether earlier concentration levels are significantly different than current reported concentrations and will be deselected as necessary. When any records of data are truncated for the reasons above, a summary report will be provided to show the date ranges used in construction of the statistical limits. The following statistically significant trends were identified at upgradient wells:

Appendix III

Increasing:

- None

Decreasing:

- Boron: MGWA-6
- Calcium: MGWA-10
- Chloride: MGWA-5, MGWA-6, and MGWA-6A
- Sulfate: MGWA-5, MGWA-6, and MGWA-10

Appendix IV

Increasing:

- Arsenic: MGWA-11
- Chromium: MGWA-10
- Combined Radium: MGWA-11
- Lithium: MGWA-11

Decreasing:

- Arsenic: MGWA-6
- Barium: MGWA-6, MGWA-6A, and MGWA-10

Although the results of the trend analyses showed statistically significant decreasing and increasing trends at individual upgradient wells for the Appendix III and IV parameters, the concentrations were similar to those reported in other upgradient wells. Additionally, concentrations for some Appendix IV parameters well/constituent pairs were below respective regulatory standards (such as an MCL). Therefore, truncating earlier measurements within an individual upgradient well would have no bearing on resulting statistical limits that are constructed using pooled data from all upgradient wells. If the observed decreasing or increasing trends persist over a longer time frame and influence resulting statistical limits, some records may require truncation.

An exception is for arsenic in upgradient well MGWA-6. The record was truncated in previous analyses in order to remove the influence of the trend and use more recent and steady measurements (USEPA Unified Guidance, 2009, Chapter 5). This results in a limit

that is capable of detecting changes in groundwater quality in downgradient and assessment wells.

Statistical Analysis of Appendix III Parameters – February 2026

All Appendix III parameters were analyzed using interwell prediction limits. Background (upgradient) well data were reassessed for potential outliers during this analysis using time series graphs. When values in background have been flagged as outliers, the measurements may be seen in a lighter font and as a disconnected symbol on the time series graphs. Previously flagged measurements were confirmed, and due to a dilution factor that resulted in an elevated reporting limit, the February 2026 observation for fluoride at upgradient well MGWA-6A was flagged during this analysis. A summary of flagged values follows this report (Figure C).

Interwell Prediction Limits

Interwell prediction limits, combined with a 1-of-2 resample plan, were constructed using all historical upgradient well data through February 2026 (Figure D). Interwell prediction limits pool upgradient well data to establish a background limit for an individual constituent. The February 2026 sample from each downgradient well is compared to the background limit to determine whether initial exceedances are present.

In the event of an initial exceedance of compliance well data, the 1-of-2 resample plan allows for collection of one additional sample to determine whether the initial exceedance is confirmed. When a resample confirms the initial exceedance, a statistically significant increase is identified and further research would be required to identify the cause of the exceedance (i.e., impact from the site, natural variation, or an off-site source). If the resample falls within the statistical limit, the initial exceedance is considered a false positive result and, therefore, no exceedance is noted and no further action is necessary. If no resample is collected, the original result is considered a confirmed exceedance. A summary table of the interwell prediction limits follows this letter and includes a list of exceedances. Exceedances were identified for the following well/constituent pairs:

- Boron: MGWC-1, MGWC-2, MGWC-3, MGWC-7, and MGWC-8
- Chloride: MGWC-1, MGWC-2, and MGWC-8
- Fluoride: MGWC-7, MGWC-8, and MGWC-12
- Sulfate: MGWC-1, MGWC-2, MGWC-3, MGWC-7, and MGWC-8
- TDS: MGWC-1, MGWC-2, MGWC-7, and MGWC-8

Trend Test Evaluation – Appendix III

When prediction limit exceedances are identified in downgradient wells, data are further evaluated using the Sen's Slope/Mann Kendall trend test to determine whether concentrations are statistically increasing, decreasing, or stable at the 99% confidence level (Figure E). Upgradient wells are included in the trend analyses for all parameters found to exceed their prediction limit in downgradient wells to identify whether similar patterns exist upgradient of the site, which is an indication of variability in groundwater unrelated to practices at the site. A summary of the trend test results follows this letter. Statistically significant trends were noted for the following well/constituent pairs:

Increasing

- Boron: MGWC-1, MGWC-7, and MGWC-8
- Chloride: MGWC-8
- Sulfate: MGWC-7 and MGWC-8
- TDS: MGWC-7 and MGWC-8

Decreasing

- Boron: MGWA-6 (upgradient), MGWC-2, and MGWC-3
- Chloride: MGWA-5, MGWA-6 (both upgradient), and MGWC-2
- Sulfate: MGWA-5, MGWA-6, MGWA-10 (all upgradient), and MGWC-2
- TDS: MGWC-2

Statistical Methods – Appendix IV Parameters

Appendix IV parameters are evaluated using confidence intervals to statistically compare the mean or median of each downgradient well/constituent pair against GWPS. The GWPS may be either regulatory (MCL or CCR rule-specified limits) or site-specific limits that are based on upgradient background groundwater quality. Site-specific background limits are determined using tolerance limits, and the comparison of downgradient means or medians to GWPS is performed using confidence intervals. Confidence intervals are provided for Appendix IV well/constituent pairs with detections and with current reported data. The methods are described below.

Statistical Analysis of Appendix IV Parameters – February 2026

For Appendix IV parameters, confidence intervals were constructed using data through February 2026 for each downgradient well/constituent pair and compared against corresponding GWPS. GWPS were developed as described below. Well/constituent pairs that contain 100% non-detects do not require analysis. Data from upgradient wells for Appendix IV parameters are reassessed for outliers using time series graphs during each

analysis. Previously flagged values were confirmed and, as mentioned above, the February 2026 observation for fluoride at upgradient well MGWA-6A was flagged during this analysis due to a dilution factor resulting in an elevated reporting limit. A summary of flagged outliers follows this report (Figure C).

Interwell Upper Tolerance Limits

As mentioned earlier, during previous analyses, high concentrations from May 2016 through April 2017 for arsenic at upgradient well MGWA-6 were truncated prior to calculating an interwell upper tolerance limit. These historical measurements were considerably higher than more recent measurements (as may be seen on the time series graph) as well as at neighboring upgradient wells. Deselecting these measurements results in a more conservative (i.e., lower) statistical limit from a regulatory perspective. A summary of truncated records follows this report. Trend tests using both the full and the truncated records are provided for arsenic at well MGWA-6 (Figure F).

Interwell upper tolerance limits were used to calculate the site-specific background limits from pooled upgradient well data through the current sample event for Appendix IV constituents (Figure G). Parametric tolerance limits are calculated, with a target of 95% confidence and 95% coverage, when data follow a normal or transformed-normal distribution, such as for combined radium 226 + 228. When data contained greater than 50% non-detects or did not follow a normal or transformed-normal distribution, non-parametric tolerance limits were constructed using the highest background measurement. The confidence and coverage levels for nonparametric tolerance limits are dependent upon the number of background samples.

Groundwater Protection Standards

The background limits were then used when determining the groundwater protection standard (GWPS) under 40 CFR §257.95(h) and Georgia EPD Rule 391-3-4-.10(6)(a). On July 30, 2018, US EPA revised the Federal CCR rule updating GWPS for cobalt, lead, lithium, and molybdenum as described above in 40 CFR §257.95(h)(2). Effective on February 22, 2022, Georgia EPD incorporated the updated GWPS into the current Georgia EPD Rules for Solid Waste Management 391-3-4-.10(6)(a). In accordance with the updated Rules, the GWPS is:

- The maximum contaminant level (MCL) established under §141.62 and §141.66 of this title

- Where an MCL has not been established for a constituent, Federal and State CCR Rules specify levels for cobalt (0.006 mg/L), lead (0.015 mg/L), lithium (0.040 mg/L), and molybdenum (0.100 mg/L)
- The respective background level for a constituent when the background level is higher than the MCL or Federal CCR Rule identified GWPS

Following Georgia EPD Rule requirements and the Federal CCR requirements, GWPS were established for statistical comparison of Appendix IV constituents for this sample event (Figure H).

Confidence Intervals

To complete the statistical comparison of downgradient well data to GWPS, confidence intervals were constructed for the Appendix IV constituents in each downgradient well with at least 8 samples and in each assessment well with at least 4 samples using all available data through February 2026.

The Sanitas software was used to calculate the confidence intervals, either parametric or nonparametric, depending on the data distribution and percentage of non-detects. When data followed a normal or transformed-normal distribution, parametric confidence intervals were used for Appendix IV parameters. Nonparametric confidence intervals, which use the largest and smallest order statistics depending on the sample size as interval limits, were constructed when data did not follow a normal or transformed-normal distribution or when there were greater than 50% non-detects. The lower confidence limit, which is constructed with 99% confidence for parametric confidence intervals, is compared to the GWPS prepared as described above. The confidence level associated with nonparametric confidence intervals is dependent upon the number of samples available.

Only when the entire confidence interval is above a GWPS is the downgradient well/constituent pair considered to exceed its respective standard. If there is an exceedance of the GWPS, a statistically significant level (SSL) exceedance is identified. Note that due to a statistically significant decreasing trend for cobalt at downgradient well MGWC-7 with the majority of more recent data reported below the GWPS, only the most recent 8 observations were used to construct a confidence interval (USEPA Unified Guidance, 2009, Chapter 7). Trend tests using both the full and truncated records follow this report (Figure I). Summaries of the confidence intervals follow this letter (Figure J) and exceedances were identified for the following well/constituent pairs:

- Lithium: MGWC-7

Trend Test Evaluation – Appendix IV

Data at wells with confidence interval exceedances are further evaluated using the Sen's Slope/Mann Kendall trend test at the 95% confidence level to determine whether concentrations are statistically increasing, decreasing, or stable (Figure K). Upgradient wells are included in the trend analyses to identify whether similar patterns exist upgradient of the site for the same constituents. When trends are present in upgradient wells, it is an indication of variability in groundwater quality unrelated to practices at the site. A summary of the Appendix IV trend test results follows this letter, and statistically significant trends were identified for the following well/constituent pairs:

Increasing

- Lithium: MGWA-11 (upgradient) and MGWC-7

Decreasing

- None

Summary

Observations from the February 2026 sample event at McIntosh AP-1 were compared to established interwell prediction limits for all Appendix III constituents. Exceedances were identified for the following well/constituent pairs:

- Boron: MGWC-1, MGWC-2, MGWC-3, MGWC-7, and MGWC-8
- Chloride: MGWC-1, MGWC-2, and MGWC-8
- Fluoride: MGWC-7, MGWC-8, and MGWC-12
- Sulfate: MGWC-1, MGWC-2, MGWC-3, MGWC-7, and MGWC-8
- TDS: MGWC-1, MGWC-2, MGWC-7, and MGWC-8

When confidence intervals were constructed on downgradient wells for Appendix IV constituents and compared to respective GWPS, the following exceedance was identified:

- Lithium: MGWC-7

Thank you for the opportunity to assist you in the statistical analysis of groundwater quality for Plant McIntosh AP-1. If you have any questions or comments, please feel free to contact us.

For Groundwater Stats Consulting,

Easton Rayner
Groundwater Analyst

Andrew T. Collins
Project Manager

Table of Contents

Summary Tables	14
Figure A. Time Series	32
Figure B. Box Plots	108
Figure C. Outlier Summary	120
Figure D. Appendix III Interwell Prediction Limits	122
Figure E. Appendix III Trend Tests - Prediction Limit Exceedances	155
Figure F. Arsenic MGWA-6 Trend Tests	170
Figure G. Upper Tolerance Limits	175
Figure H. Groundwater Projection Standards	185
Figure I. Cobalt MGWC-7 Trend Tests	187
Figure J. Confidence Intervals	192
Figure K. Appendix IV Trend Tests - Confidence Intervals	223

Summary Tables

Sanitas™ v.10.1.06 Software licensed to Groundwater Stats Consulting. UG

Date Ranges

Date: 4/29/2026 9:26 AM

Plant McIntosh Client: Southern Company Data: McIntosh AP-1

Arsenic (mg/L)
MGWA-6 overall:3/29/2018-2/3/2026
Cobalt (mg/L)
MGWC-7 overall:8/3/2022-2/3/2026

Sanitas™ v.10.1.06 Software licensed to Groundwater Stats Consulting. UG

100% Non-Detects: Appendix IV Downgradient & Assessment

Analysis Run 4/27/2026 11:44 AM View: Appendix IV - Confidence Intervals
Plant McIntosh Client: Southern Company Data: McIntosh AP-1

Antimony (mg/L)
MGWC-2, MGWC-8

Beryllium (mg/L)
MGWC-2, MGWC-7, MGWC-12

Cadmium (mg/L)
MGWC-3, MGWC-12

Cobalt (mg/L)
MGWC-19

Mercury (mg/L)
MGWC-1

Molybdenum (mg/L)
MGWC-2, MGWC-3

Interwell Prediction Limits - Significant Results

Plant McIntosh Client: Southern Company Data: McIntosh AP-1 Printed 4/30/2026, 10:06 AM

Constituent	Well	Upper Lim.	Lower Lim.	Date	Observ.	Sig.	Bg N	%NDs	Transform	Alpha	Method
Boron (mg/L)	**MGWC-1**	**0.18**	**n/a**	**2/4/2026**	**1.5**	**Yes**	**120**	**55**	**n/a**	**0.000135**	**NP Inter (NDs) 1 of 2**
Boron (mg/L)	**MGWC-2**	**0.18**	**n/a**	**2/3/2026**	**1.7**	**Yes**	**120**	**55**	**n/a**	**0.000135**	**NP Inter (NDs) 1 of 2**
Boron (mg/L)	**MGWC-3**	**0.18**	**n/a**	**2/3/2026**	**0.23**	**Yes**	**120**	**55**	**n/a**	**0.000135**	**NP Inter (NDs) 1 of 2**
Boron (mg/L)	**MGWC-7**	**0.18**	**n/a**	**2/3/2026**	**2.4**	**Yes**	**120**	**55**	**n/a**	**0.000135**	**NP Inter (NDs) 1 of 2**
Boron (mg/L)	**MGWC-8**	**0.18**	**n/a**	**2/4/2026**	**5.3**	**Yes**	**120**	**55**	**n/a**	**0.000135**	**NP Inter (NDs) 1 of 2**
Chloride (mg/L)	**MGWC-1**	**10**	**n/a**	**2/4/2026**	**12**	**Yes**	**121**	**0.8264**	**n/a**	**0.0001332**	**NP Inter (normality) 1 of 2**
Chloride (mg/L)	**MGWC-2**	**10**	**n/a**	**2/3/2026**	**12**	**Yes**	**121**	**0.8264**	**n/a**	**0.0001332**	**NP Inter (normality) 1 of 2**
Chloride (mg/L)	**MGWC-8**	**10**	**n/a**	**2/4/2026**	**11**	**Yes**	**121**	**0.8264**	**n/a**	**0.0001332**	**NP Inter (normality) 1 of 2**
Fluoride (mg/L)	**MGWC-7**	**0.26**	**n/a**	**2/3/2026**	**0.35**	**Yes**	**128**	**32.03**	**n/a**	**0.0001209**	**NP Inter (normality) 1 of 2**
Fluoride (mg/L)	**MGWC-8**	**0.26**	**n/a**	**2/4/2026**	**0.31**	**Yes**	**128**	**32.03**	**n/a**	**0.0001209**	**NP Inter (normality) 1 of 2**
Fluoride (mg/L)	**MGWC-12**	**0.26**	**n/a**	**2/3/2026**	**0.27**	**Yes**	**128**	**32.03**	**n/a**	**0.0001209**	**NP Inter (normality) 1 of 2**
Sulfate (mg/L)	**MGWC-1**	**12.19**	**n/a**	**2/4/2026**	**130**	**Yes**	**121**	**13.22**	**x^(1/3)**	**0.001254**	**Param Inter 1 of 2**
Sulfate (mg/L)	**MGWC-2**	**12.19**	**n/a**	**2/3/2026**	**140**	**Yes**	**121**	**13.22**	**x^(1/3)**	**0.001254**	**Param Inter 1 of 2**
Sulfate (mg/L)	**MGWC-3**	**12.19**	**n/a**	**2/3/2026**	**55**	**Yes**	**121**	**13.22**	**x^(1/3)**	**0.001254**	**Param Inter 1 of 2**
Sulfate (mg/L)	**MGWC-7**	**12.19**	**n/a**	**2/3/2026**	**190**	**Yes**	**121**	**13.22**	**x^(1/3)**	**0.001254**	**Param Inter 1 of 2**
Sulfate (mg/L)	**MGWC-8**	**12.19**	**n/a**	**2/4/2026**	**300**	**Yes**	**121**	**13.22**	**x^(1/3)**	**0.001254**	**Param Inter 1 of 2**
TDS (mg/L)	**MGWC-1**	**360**	**n/a**	**2/4/2026**	**400**	**Yes**	**120**	**0**	**n/a**	**0.000135**	**NP Inter (normality) 1 of 2**
TDS (mg/L)	**MGWC-2**	**360**	**n/a**	**2/3/2026**	**430**	**Yes**	**120**	**0**	**n/a**	**0.000135**	**NP Inter (normality) 1 of 2**
TDS (mg/L)	**MGWC-7**	**360**	**n/a**	**2/3/2026**	**370**	**Yes**	**120**	**0**	**n/a**	**0.000135**	**NP Inter (normality) 1 of 2**
TDS (mg/L)	**MGWC-8**	**360**	**n/a**	**2/4/2026**	**540**	**Yes**	**120**	**0**	**n/a**	**0.000135**	**NP Inter (normality) 1 of 2**

Interwell Prediction Limits - All Results

Plant McIntosh Client: Southern Company Data: McIntosh AP-1 Printed 4/30/2026, 10:06 AM

Constituent	Well	Upper Lim.	Lower Lim.	Date	Observ.	Sig.	Bg N	%NDs	Transform	Alpha	Method
Boron (mg/L)	**MGWC-1**	**0.18**	**n/a**	**2/4/2026**	**1.5**	**Yes**	**120**	**55**	**n/a**	**0.000135**	**NP Inter (NDs) 1 of 2**
Boron (mg/L)	**MGWC-2**	**0.18**	**n/a**	**2/3/2026**	**1.7**	**Yes**	**120**	**55**	**n/a**	**0.000135**	**NP Inter (NDs) 1 of 2**
Boron (mg/L)	**MGWC-3**	**0.18**	**n/a**	**2/3/2026**	**0.23**	**Yes**	**120**	**55**	**n/a**	**0.000135**	**NP Inter (NDs) 1 of 2**
Boron (mg/L)	**MGWC-7**	**0.18**	**n/a**	**2/3/2026**	**2.4**	**Yes**	**120**	**55**	**n/a**	**0.000135**	**NP Inter (NDs) 1 of 2**
Boron (mg/L)	**MGWC-8**	**0.18**	**n/a**	**2/4/2026**	**5.3**	**Yes**	**120**	**55**	**n/a**	**0.000135**	**NP Inter (NDs) 1 of 2**
Boron (mg/L)	MGWC-12	0.18	n/a	2/3/2026	0.08ND	No	120	55	n/a	0.000135	NP Inter (NDs) 1 of 2
Calcium (mg/L)	MGWC-1	110	n/a	2/4/2026	110	No	121	0	n/a	0.0001332	NP Inter (normality) 1 of 2
Calcium (mg/L)	MGWC-2	110	n/a	2/3/2026	99	No	121	0	n/a	0.0001332	NP Inter (normality) 1 of 2
Calcium (mg/L)	MGWC-3	110	n/a	2/3/2026	89	No	121	0	n/a	0.0001332	NP Inter (normality) 1 of 2
Calcium (mg/L)	MGWC-7	110	n/a	2/3/2026	53	No	121	0	n/a	0.0001332	NP Inter (normality) 1 of 2
Calcium (mg/L)	MGWC-8	110	n/a	2/4/2026	110	No	121	0	n/a	0.0001332	NP Inter (normality) 1 of 2
Calcium (mg/L)	MGWC-12	110	n/a	2/3/2026	33	No	121	0	n/a	0.0001332	NP Inter (normality) 1 of 2
Chloride (mg/L)	**MGWC-1**	**10**	**n/a**	**2/4/2026**	**12**	**Yes**	**121**	**0.8264**	**n/a**	**0.0001332**	**NP Inter (normality) 1 of 2**
Chloride (mg/L)	**MGWC-2**	**10**	**n/a**	**2/3/2026**	**12**	**Yes**	**121**	**0.8264**	**n/a**	**0.0001332**	**NP Inter (normality) 1 of 2**
Chloride (mg/L)	MGWC-3	10	n/a	2/3/2026	9.7	No	121	0.8264	n/a	0.0001332	NP Inter (normality) 1 of 2
Chloride (mg/L)	MGWC-7	10	n/a	2/3/2026	9.5	No	121	0.8264	n/a	0.0001332	NP Inter (normality) 1 of 2
Chloride (mg/L)	**MGWC-8**	**10**	**n/a**	**2/4/2026**	**11**	**Yes**	**121**	**0.8264**	**n/a**	**0.0001332**	**NP Inter (normality) 1 of 2**
Chloride (mg/L)	MGWC-12	10	n/a	2/3/2026	5.6	No	121	0.8264	n/a	0.0001332	NP Inter (normality) 1 of 2
Fluoride (mg/L)	MGWC-1	0.26	n/a	2/4/2026	0.15J	No	128	32.03	n/a	0.0001209	NP Inter (normality) 1 of 2
Fluoride (mg/L)	MGWC-2	0.26	n/a	2/3/2026	0.17J	No	128	32.03	n/a	0.0001209	NP Inter (normality) 1 of 2
Fluoride (mg/L)	MGWC-3	0.26	n/a	2/3/2026	0.21	No	128	32.03	n/a	0.0001209	NP Inter (normality) 1 of 2
Fluoride (mg/L)	**MGWC-7**	**0.26**	**n/a**	**2/3/2026**	**0.35**	**Yes**	**128**	**32.03**	**n/a**	**0.0001209**	**NP Inter (normality) 1 of 2**
Fluoride (mg/L)	**MGWC-8**	**0.26**	**n/a**	**2/4/2026**	**0.31**	**Yes**	**128**	**32.03**	**n/a**	**0.0001209**	**NP Inter (normality) 1 of 2**
Fluoride (mg/L)	**MGWC-12**	**0.26**	**n/a**	**2/3/2026**	**0.27**	**Yes**	**128**	**32.03**	**n/a**	**0.0001209**	**NP Inter (normality) 1 of 2**
pH, Field (SU)	MGWC-1	8.12	4.87	2/4/2026	7.31	No	147	0	n/a	0.0001831	NP Inter (normality) 1 of 2
pH, Field (SU)	MGWC-2	8.12	4.87	2/3/2026	7.58	No	147	0	n/a	0.0001831	NP Inter (normality) 1 of 2
pH, Field (SU)	MGWC-3	8.12	4.87	2/3/2026	7.05	No	147	0	n/a	0.0001831	NP Inter (normality) 1 of 2
pH, Field (SU)	MGWC-7	8.12	4.87	2/3/2026	6.8	No	147	0	n/a	0.0001831	NP Inter (normality) 1 of 2
pH, Field (SU)	MGWC-8	8.12	4.87	2/4/2026	7.05	No	147	0	n/a	0.0001831	NP Inter (normality) 1 of 2
pH, Field (SU)	MGWC-12	8.12	4.87	2/3/2026	7.82	No	147	0	n/a	0.0001831	NP Inter (normality) 1 of 2
Sulfate (mg/L)	**MGWC-1**	**12.19**	**n/a**	**2/4/2026**	**130**	**Yes**	**121**	**13.22**	**x^(1/3)**	**0.001254**	**Param Inter 1 of 2**
Sulfate (mg/L)	**MGWC-2**	**12.19**	**n/a**	**2/3/2026**	**140**	**Yes**	**121**	**13.22**	**x^(1/3)**	**0.001254**	**Param Inter 1 of 2**
Sulfate (mg/L)	**MGWC-3**	**12.19**	**n/a**	**2/3/2026**	**55**	**Yes**	**121**	**13.22**	**x^(1/3)**	**0.001254**	**Param Inter 1 of 2**
Sulfate (mg/L)	**MGWC-7**	**12.19**	**n/a**	**2/3/2026**	**190**	**Yes**	**121**	**13.22**	**x^(1/3)**	**0.001254**	**Param Inter 1 of 2**
Sulfate (mg/L)	**MGWC-8**	**12.19**	**n/a**	**2/4/2026**	**300**	**Yes**	**121**	**13.22**	**x^(1/3)**	**0.001254**	**Param Inter 1 of 2**
Sulfate (mg/L)	MGWC-12	12.19	n/a	2/3/2026	8	No	121	13.22	x^(1/3)	0.001254	Param Inter 1 of 2
TDS (mg/L)	**MGWC-1**	**360**	**n/a**	**2/4/2026**	**400**	**Yes**	**120**	**0**	**n/a**	**0.000135**	**NP Inter (normality) 1 of 2**
TDS (mg/L)	**MGWC-2**	**360**	**n/a**	**2/3/2026**	**430**	**Yes**	**120**	**0**	**n/a**	**0.000135**	**NP Inter (normality) 1 of 2**
TDS (mg/L)	MGWC-3	360	n/a	2/3/2026	300	No	120	0	n/a	0.000135	NP Inter (normality) 1 of 2
TDS (mg/L)	**MGWC-7**	**360**	**n/a**	**2/3/2026**	**370**	**Yes**	**120**	**0**	**n/a**	**0.000135**	**NP Inter (normality) 1 of 2**
TDS (mg/L)	**MGWC-8**	**360**	**n/a**	**2/4/2026**	**540**	**Yes**	**120**	**0**	**n/a**	**0.000135**	**NP Inter (normality) 1 of 2**
TDS (mg/L)	MGWC-12	360	n/a	2/3/2026	190	No	120	0	n/a	0.000135	NP Inter (normality) 1 of 2

Appendix III Trend Tests - Prediction Limit Exceedances - Significant Results

Plant McIntosh Client: Southern Company Data: McIntosh AP-1 Printed 4/30/2026, 10:13 AM

Constituent	Well	Slope	Calc.	Critical	Sig.	N	%NDs	Normality	Xform	Alpha	Method
Boron (mg/L)	**MGWA-6 (bg)**	**-0.01412**	**-213**	**-118**	**Yes**	**26**	**23.08**	**n/a**	**n/a**	**0.01**	**NP**
Boron (mg/L)	**MGWC-1**	**0.07374**	**126**	**118**	**Yes**	**26**	**0**	**n/a**	**n/a**	**0.01**	**NP**
Boron (mg/L)	**MGWC-2**	**-0.2043**	**-262**	**-118**	**Yes**	**26**	**0**	**n/a**	**n/a**	**0.01**	**NP**
Boron (mg/L)	**MGWC-3**	**-0.1153**	**-160**	**-118**	**Yes**	**26**	**0**	**n/a**	**n/a**	**0.01**	**NP**
Boron (mg/L)	**MGWC-7**	**0.1264**	**254**	**118**	**Yes**	**26**	**0**	**n/a**	**n/a**	**0.01**	**NP**
Boron (mg/L)	**MGWC-8**	**0.4608**	**196**	**118**	**Yes**	**26**	**0**	**n/a**	**n/a**	**0.01**	**NP**
Chloride (mg/L)	**MGWA-5 (bg)**	**-0.131**	**-174**	**-118**	**Yes**	**26**	**3.846**	**n/a**	**n/a**	**0.01**	**NP**
Chloride (mg/L)	**MGWA-6 (bg)**	**-0.8519**	**-271**	**-118**	**Yes**	**26**	**0**	**n/a**	**n/a**	**0.01**	**NP**
Chloride (mg/L)	**MGWC-2**	**-0.9435**	**-252**	**-118**	**Yes**	**26**	**0**	**n/a**	**n/a**	**0.01**	**NP**
Chloride (mg/L)	**MGWC-8**	**0.2711**	**144**	**118**	**Yes**	**26**	**0**	**n/a**	**n/a**	**0.01**	**NP**
Sulfate (mg/L)	**MGWA-5 (bg)**	**-0.4769**	**-217**	**-118**	**Yes**	**26**	**3.846**	**n/a**	**n/a**	**0.01**	**NP**
Sulfate (mg/L)	**MGWA-6 (bg)**	**-1.759**	**-210**	**-118**	**Yes**	**26**	**0**	**n/a**	**n/a**	**0.01**	**NP**
Sulfate (mg/L)	**MGWA-10 (bg)**	**-0.07449**	**-140**	**-118**	**Yes**	**26**	**34.62**	**n/a**	**n/a**	**0.01**	**NP**
Sulfate (mg/L)	**MGWC-2**	**-17.19**	**-283**	**-118**	**Yes**	**26**	**0**	**n/a**	**n/a**	**0.01**	**NP**
Sulfate (mg/L)	**MGWC-7**	**3.891**	**158**	**124**	**Yes**	**27**	**0**	**n/a**	**n/a**	**0.01**	**NP**
Sulfate (mg/L)	**MGWC-8**	**19.19**	**119**	**118**	**Yes**	**26**	**0**	**n/a**	**n/a**	**0.01**	**NP**
TDS (mg/L)	**MGWC-2**	**-25.5**	**-229**	**-118**	**Yes**	**26**	**0**	**n/a**	**n/a**	**0.01**	**NP**
TDS (mg/L)	**MGWC-7**	**7.625**	**128**	**118**	**Yes**	**26**	**0**	**n/a**	**n/a**	**0.01**	**NP**
TDS (mg/L)	**MGWC-8**	**38.37**	**140**	**118**	**Yes**	**26**	**0**	**n/a**	**n/a**	**0.01**	**NP**

Appendix III Trend Tests - Prediction Limit Exceedances - All Results

Plant McIntosh Client: Southern Company Data: McIntosh AP-1 Printed 4/30/2026, 10:13 AM

Constituent	Well	Slope	Calc.	Critical	Sig.	N	%NDs	Normality	Xform	Alpha	Method
Boron (mg/L)	MGWA-5 (bg)	0	4	118	No	26	73.08	n/a	n/a	0.01	NP
Boron (mg/L)	**MGWA-6 (bg)**	**-0.01412**	**-213**	**-118**	**Yes**	**26**	**23.08**	**n/a**	**n/a**	**0.01**	**NP**
Boron (mg/L)	MGWA-6A (bg)	0	-19	-58	No	16	56.25	n/a	n/a	0.01	NP
Boron (mg/L)	MGWA-10 (bg)	0	81	118	No	26	73.08	n/a	n/a	0.01	NP
Boron (mg/L)	MGWA-11 (bg)	0	-30	-118	No	26	50	n/a	n/a	0.01	NP
Boron (mg/L)	**MGWC-1**	**0.07374**	**126**	**118**	**Yes**	**26**	**0**	**n/a**	**n/a**	**0.01**	**NP**
Boron (mg/L)	**MGWC-2**	**-0.2043**	**-262**	**-118**	**Yes**	**26**	**0**	**n/a**	**n/a**	**0.01**	**NP**
Boron (mg/L)	**MGWC-3**	**-0.1153**	**-160**	**-118**	**Yes**	**26**	**0**	**n/a**	**n/a**	**0.01**	**NP**
Boron (mg/L)	**MGWC-7**	**0.1264**	**254**	**118**	**Yes**	**26**	**0**	**n/a**	**n/a**	**0.01**	**NP**
Boron (mg/L)	**MGWC-8**	**0.4608**	**196**	**118**	**Yes**	**26**	**0**	**n/a**	**n/a**	**0.01**	**NP**
Chloride (mg/L)	**MGWA-5 (bg)**	**-0.131**	**-174**	**-118**	**Yes**	**26**	**3.846**	**n/a**	**n/a**	**0.01**	**NP**
Chloride (mg/L)	**MGWA-6 (bg)**	**-0.8519**	**-271**	**-118**	**Yes**	**26**	**0**	**n/a**	**n/a**	**0.01**	**NP**
Chloride (mg/L)	MGWA-6A (bg)	-0.1667	-50	-58	No	16	0	n/a	n/a	0.01	NP
Chloride (mg/L)	MGWA-10 (bg)	0.01136	27	118	No	26	0	n/a	n/a	0.01	NP
Chloride (mg/L)	MGWA-11 (bg)	-0.04847	-65	-124	No	27	0	n/a	n/a	0.01	NP
Chloride (mg/L)	MGWC-1	-0.05974	-104	-118	No	26	0	n/a	n/a	0.01	NP
Chloride (mg/L)	**MGWC-2**	**-0.9435**	**-252**	**-118**	**Yes**	**26**	**0**	**n/a**	**n/a**	**0.01**	**NP**
Chloride (mg/L)	**MGWC-8**	**0.2711**	**144**	**118**	**Yes**	**26**	**0**	**n/a**	**n/a**	**0.01**	**NP**
Fluoride (mg/L)	MGWA-5 (bg)	0	-3	-131	No	28	21.43	n/a	n/a	0.01	NP
Fluoride (mg/L)	MGWA-6 (bg)	0	-7	-131	No	28	28.57	n/a	n/a	0.01	NP
Fluoride (mg/L)	MGWA-6A (bg)	0.005624	39	58	No	16	25	n/a	n/a	0.01	NP
Fluoride (mg/L)	MGWA-10 (bg)	0	37	131	No	28	67.86	n/a	n/a	0.01	NP
Fluoride (mg/L)	MGWA-11 (bg)	-0.003406	-56	-131	No	28	14.29	n/a	n/a	0.01	NP
Fluoride (mg/L)	MGWC-7	-0.01448	-110	-131	No	28	7.143	n/a	n/a	0.01	NP
Fluoride (mg/L)	MGWC-8	0	-18	-131	No	28	17.86	n/a	n/a	0.01	NP
Fluoride (mg/L)	MGWC-12	-0.004649	-52	-131	No	28	0	n/a	n/a	0.01	NP
Sulfate (mg/L)	**MGWA-5 (bg)**	**-0.4769**	**-217**	**-118**	**Yes**	**26**	**3.846**	**n/a**	**n/a**	**0.01**	**NP**
Sulfate (mg/L)	**MGWA-6 (bg)**	**-1.759**	**-210**	**-118**	**Yes**	**26**	**0**	**n/a**	**n/a**	**0.01**	**NP**
Sulfate (mg/L)	MGWA-6A (bg)	0.4104	47	58	No	16	0	n/a	n/a	0.01	NP
Sulfate (mg/L)	**MGWA-10 (bg)**	**-0.07449**	**-140**	**-118**	**Yes**	**26**	**34.62**	**n/a**	**n/a**	**0.01**	**NP**
Sulfate (mg/L)	MGWA-11 (bg)	0.08368	81	124	No	27	22.22	n/a	n/a	0.01	NP
Sulfate (mg/L)	MGWC-1	0	56	118	No	26	0	n/a	n/a	0.01	NP
Sulfate (mg/L)	**MGWC-2**	**-17.19**	**-283**	**-118**	**Yes**	**26**	**0**	**n/a**	**n/a**	**0.01**	**NP**
Sulfate (mg/L)	MGWC-3	1.529	29	118	No	26	0	n/a	n/a	0.01	NP
Sulfate (mg/L)	**MGWC-7**	**3.891**	**158**	**124**	**Yes**	**27**	**0**	**n/a**	**n/a**	**0.01**	**NP**
Sulfate (mg/L)	**MGWC-8**	**19.19**	**119**	**118**	**Yes**	**26**	**0**	**n/a**	**n/a**	**0.01**	**NP**
TDS (mg/L)	MGWA-5 (bg)	0	9	118	No	26	0	n/a	n/a	0.01	NP
TDS (mg/L)	MGWA-6 (bg)	-2.173	-75	-118	No	26	0	n/a	n/a	0.01	NP
TDS (mg/L)	MGWA-6A (bg)	3.139	18	58	No	16	0	n/a	n/a	0.01	NP
TDS (mg/L)	MGWA-10 (bg)	-1.812	-59	-118	No	26	0	n/a	n/a	0.01	NP
TDS (mg/L)	MGWA-11 (bg)	4.01	96	118	No	26	0	n/a	n/a	0.01	NP
TDS (mg/L)	MGWC-1	7.221	87	118	No	26	0	n/a	n/a	0.01	NP
TDS (mg/L)	**MGWC-2**	**-25.5**	**-229**	**-118**	**Yes**	**26**	**0**	**n/a**	**n/a**	**0.01**	**NP**
TDS (mg/L)	**MGWC-7**	**7.625**	**128**	**118**	**Yes**	**26**	**0**	**n/a**	**n/a**	**0.01**	**NP**
TDS (mg/L)	**MGWC-8**	**38.37**	**140**	**118**	**Yes**	**26**	**0**	**n/a**	**n/a**	**0.01**	**NP**

Arsenic MGWA-6 Trend Test - All/Significant Results

Plant McIntosh Client: Southern Company Data: McIntosh AP-1 Printed 4/27/2026, 11:50 AM

Constituent	Well	Slope	Calc.	Critical	Sig.	N	%NDs	Normality	Xform	Alpha	Method
Arsenic (mg/L)	**MGWA-6 (bg)**	**-0.001873**	**-225**	**-112**	**Yes**	**30**	**0**	**n/a**	**n/a**	**0.05**	**NP**

Arsenic MGWA-6 Trend Test - Truncated Record - All Results (No Significant)

Plant McIntosh Client: Southern Company Data: McIntosh AP-1 Printed 4/27/2026, 11:19 AM

Constituent	Well	Slope	Calc.	Critical	Sig.	N	%NDs	Normality	Xform	Alpha	Method
Arsenic (mg/L)	MGWA-6 (bg)	0	-10	-66	No	21	0	n/a	n/a	0.05	NP

Upper Tolerance Limits

Plant McIntosh Client: Southern Company Data: McIntosh AP-1 Printed 4/30/2026, 10:17 AM

Constituent	Well	Upper Lim.	Date	Observ.	Sig.	Bg N	%NDs	Transform	Alpha	Method
Antimony (mg/L)	n/a	0.005	n/a	n/a	n/a	116	93.97	n/a	0.002606	NP Inter(NDs)
Arsenic (mg/L)	n/a	0.014	n/a	n/a	n/a	126	34.13	n/a	0.00156	NP Inter(normality)
Barium (mg/L)	n/a	0.15	n/a	n/a	n/a	134	0	n/a	0.001035	NP Inter(normality)
Beryllium (mg/L)	n/a	0.001	n/a	n/a	n/a	124	95.97	n/a	0.001729	NP Inter(NDs)
Cadmium (mg/L)	n/a	0.0007	n/a	n/a	n/a	134	99.25	n/a	0.001035	NP Inter(NDs)
Chromium (mg/L)	n/a	0.0066	n/a	n/a	n/a	124	73.39	n/a	0.001729	NP Inter(NDs)
Cobalt (mg/L)	n/a	0.005	n/a	n/a	n/a	137	73.72	n/a	0.0008874	NP Inter(NDs)
Combined Radium 226 + 228 (pCi/L)	n/a	1.306	n/a	n/a	n/a	135	0	No	0.05	Inter
Fluoride (mg/L)	n/a	0.26	n/a	n/a	n/a	128	32.03	n/a	0.001408	NP Inter(normality)
Lead (mg/L)	n/a	0.001	n/a	n/a	n/a	116	93.97	n/a	0.002606	NP Inter(NDs)
Lithium (mg/L)	n/a	0.037	n/a	n/a	n/a	138	28.26	n/a	0.0008431	NP Inter(normality)
Mercury (mg/L)	n/a	0.0002	n/a	n/a	n/a	124	97.58	n/a	0.001729	NP Inter(NDs)
Molybdenum (mg/L)	n/a	0.0052	n/a	n/a	n/a	124	65.32	n/a	0.001729	NP Inter(NDs)
Selenium (mg/L)	n/a	0.005	n/a	n/a	n/a	104	94.23	n/a	0.004822	NP Inter(NDs)
Thallium (mg/L)	n/a	0.001	n/a	n/a	n/a	124	87.9	n/a	0.001729	NP Inter(NDs)

PLANT MCINTOSH AP 1 GWPS				
Constituent Name	**MCL**	**CCR-Rule Specified**	**Background Limit**	**GWPS**
Antimony, Total (mg/L)	0.006		0.005	0.006
Arsenic, Total (mg/L)	0.01		0.014	0.014
Barium, Total (mg/L)	2		0.15	2
Beryllium, Total (mg/L)	0.004		0.001	0.004
Cadmium, Total (mg/L)	0.005		0.0007	0.005
Chromium, Total (mg/L)	0.1		0.0066	0.1
Cobalt, Total (mg/L)	n/a	0.006	0.005	0.006
Combined Radium, Total (pCi/L)	5		1.31	5
Fluoride, Total (mg/L)	4		0.26	4
Lead, Total (mg/L)	n/a	0.015	0.001	0.015
Lithium, Total (mg/L)	n/a	0.04	0.037	0.04
Mercury, Total (mg/L)	0.002		0.0002	0.002
Molybdenum, Total (mg/L)	n/a	0.1	0.0052	0.1
Selenium, Total (mg/L)	0.05		0.005	0.05
Thallium, Total (mg/L)	0.002		0.001	0.002

*Grey cell indicates background is higher than MCL or CCR-Rule

**GWPS = Groundwater Protection Standard*

**MCL = Maximum Contaminant Level*

**CCR = Coal Combustion Residuals*

Cobalt MGWC-7 Trend Test - All/Significant Results

Plant McIntosh Client: Southern Company Data: McIntosh AP-1 Printed 4/29/2026, 9:35 AM

Constituent	Well	Slope	Calc.	Critical	Sig.	N	%NDs	Normality	Xform	Alpha	Method
Cobalt (mg/L)	**MGWC-7**	**-0.0008783**	**-242**	**-112**	**Yes**	**30**	**0**	**n/a**	**n/a**	**0.05**	**NP**

Cobalt MGWC-7 Trend Test - Truncated Record - All/Significant Results

Plant McIntosh Client: Southern Company Data: McIntosh AP-1 Printed 4/29/2026, 9:37 AM

Constituent	Well	Slope	Calc.	Critical	Sig.	N	%NDs	Normality	Xform	Alpha	Method
Cobalt (mg/L)	**MGWC-7**	**-0.0006689**	**-19**	**-17**	**Yes**	**8**	**0**	**n/a**	**n/a**	**0.05**	**NP**

Confidence Intervals - Significant Results

Plant McIntosh Client: Southern Company Data: McIntosh AP-1 Printed 4/27/2026, 11:45 AM

Constituent	Well	Upper Lim.	Lower Lim.	Compliance	Sig.	N	%NDs	Transform	Alpha	Method
Lithium (mg/L)	**MGWC-7**	**0.14**	**0.12**	**0.04**	**Yes**	**30**	**0**	**No**	**0.01**	**NP (normality)**

Confidence Intervals - All Results

Plant McIntosh Client: Southern Company Data: McIntosh AP-1 Printed 4/27/2026, 11:45 AM

Constituent	Well	Upper Lim.	Lower Lim.	Compliance	Sig.	N	%NDs	Transform	Alpha	Method
Antimony (mg/L)	MGWC-1	0.005	0.00038	0.006	No	25	96	No	0.01	NP (NDs)
Antimony (mg/L)	MGWC-3	0.005	0.00044	0.006	No	25	92	No	0.01	NP (NDs)
Antimony (mg/L)	MGWC-7	0.005	0.00197	0.006	No	25	92	No	0.01	NP (NDs)
Antimony (mg/L)	MGWC-12	0.005	0.0015	0.006	No	25	92	No	0.01	NP (NDs)
Arsenic (mg/L)	MGWC-1	0.002629	0.001899	0.014	No	29	3.448	No	0.01	Param.
Arsenic (mg/L)	MGWC-2	0.005	0.00068	0.014	No	29	86.21	No	0.01	NP (NDs)
Arsenic (mg/L)	MGWC-3	0.001798	0.00148	0.014	No	29	3.448	No	0.01	Param.
Arsenic (mg/L)	MGWC-7	0.005	0.00066	0.014	No	29	44.83	No	0.01	NP (normality)
Arsenic (mg/L)	MGWC-8	0.005	0.001	0.014	No	29	62.07	No	0.01	NP (NDs)
Arsenic (mg/L)	MGWC-12	0.005	0.00089	0.014	No	29	37.93	No	0.01	NP (normality)
Barium (mg/L)	MGWC-1	0.11	0.097	2	No	29	0	No	0.01	NP (normality)
Barium (mg/L)	MGWC-2	0.05241	0.04734	2	No	29	0	No	0.01	Param.
Barium (mg/L)	MGWC-3	0.1554	0.142	2	No	29	0	No	0.01	Param.
Barium (mg/L)	MGWC-7	0.01628	0.01166	2	No	29	0	x^(1/3)	0.01	Param.
Barium (mg/L)	MGWC-8	0.04512	0.03578	2	No	29	0	ln(x)	0.01	Param.
Barium (mg/L)	MGWC-12	0.06511	0.05184	2	No	29	0	ln(x)	0.01	Param.
Beryllium (mg/L)	MGWC-1	0.001	0.00018	0.004	No	27	96.3	No	0.01	NP (NDs)
Beryllium (mg/L)	MGWC-3	0.001	0.00031	0.004	No	27	96.3	No	0.01	NP (NDs)
Beryllium (mg/L)	MGWC-8	0.001107	0.000578	0.004	No	27	25.93	No	0.01	Param.
Cadmium (mg/L)	MGWC-1	0.0007	0.0005	0.005	No	29	79.31	No	0.01	NP (NDs)
Cadmium (mg/L)	MGWC-2	0.002289	0.0009209	0.005	No	29	6.897	sqrt(x)	0.01	Param.
Cadmium (mg/L)	MGWC-7	0.0007	0.00041	0.005	No	29	82.76	No	0.01	NP (NDs)
Cadmium (mg/L)	MGWC-8	0.002502	0.0009365	0.005	No	29	20.69	sqrt(x)	0.01	Param.
Chromium (mg/L)	MGWC-1	0.005	0.0036	0.1	No	27	85.19	No	0.01	NP (NDs)
Chromium (mg/L)	MGWC-2	0.005	0.0033	0.1	No	27	92.59	No	0.01	NP (NDs)
Chromium (mg/L)	MGWC-3	0.005	0.003	0.1	No	27	96.3	No	0.01	NP (NDs)
Chromium (mg/L)	MGWC-7	0.005	0.0034	0.1	No	27	88.89	No	0.01	NP (NDs)
Chromium (mg/L)	MGWC-8	0.005	0.0031	0.1	No	27	92.59	No	0.01	NP (NDs)
Chromium (mg/L)	MGWC-12	0.005	0.0032	0.1	No	27	88.89	No	0.01	NP (NDs)
Cobalt (mg/L)	MGWC-1	0.005	0.00058	0.006	No	30	66.67	No	0.01	NP (NDs)
Cobalt (mg/L)	MGWC-2	0.002862	0.001892	0.006	No	30	0	No	0.01	Param.
Cobalt (mg/L)	MGWC-3	0.00067	0.00051	0.006	No	30	10	No	0.01	NP (normality)
Cobalt (mg/L)	MGWC-7	0.004326	0.001469	0.006	No	8	0	No	0.01	Param.
Cobalt (mg/L)	MGWC-8	0.01141	0.004185	0.006	No	30	3.333	x^(1/3)	0.01	Param.
Cobalt (mg/L)	MGWC-12	0.005	0.0015	0.006	No	30	93.33	No	0.01	NP (NDs)
Cobalt (mg/L)	MGWC-20	0.005	0.00025	0.006	No	6	33.33	No	0.0155	NP (normality)
Combined Radium 226 + 228 (pCi/L)	MGWC-1	1.894	1.442	5	No	30	0	No	0.01	Param.
Combined Radium 226 + 228 (pCi/L)	MGWC-2	0.7332	0.457	5	No	29	0	No	0.01	Param.
Combined Radium 226 + 228 (pCi/L)	MGWC-3	1.746	1.435	5	No	30	0	No	0.01	Param.
Combined Radium 226 + 228 (pCi/L)	MGWC-7	1.304	0.9805	5	No	29	0	No	0.01	Param.
Combined Radium 226 + 228 (pCi/L)	MGWC-8	1.801	1.307	5	No	29	0	No	0.01	Param.
Combined Radium 226 + 228 (pCi/L)	MGWC-12	0.7127	0.4448	5	No	29	0	No	0.01	Param.
Fluoride (mg/L)	MGWC-1	0.2183	0.1494	4	No	28	7.143	No	0.01	Param.
Fluoride (mg/L)	MGWC-2	0.19	0.076	4	No	28	32.14	No	0.01	NP (normality)
Fluoride (mg/L)	MGWC-3	0.23	0.083	4	No	28	28.57	No	0.01	NP (normality)
Fluoride (mg/L)	MGWC-7	0.3348	0.2297	4	No	28	7.143	No	0.01	Param.
Fluoride (mg/L)	MGWC-8	0.15	0.088	4	No	28	17.86	No	0.01	NP (normality)
Fluoride (mg/L)	MGWC-12	0.2491	0.1991	4	No	28	0	x^2	0.01	Param.
Fluoride (mg/L)	MGWC-19	0.3027	0.1432	4	No	4	50	x^(1/3)	0.01	Param.
Fluoride (mg/L)	MGWC-20	0.3281	0.1919	4	No	4	50	No	0.01	Param.
Lead (mg/L)	MGWC-1	0.001	0.00058	0.015	No	25	96	No	0.01	NP (NDs)
Lead (mg/L)	MGWC-2	0.001	0.00027	0.015	No	25	92	No	0.01	NP (NDs)
Lead (mg/L)	MGWC-3	0.001	0.00034	0.015	No	25	92	No	0.01	NP (NDs)
Lead (mg/L)	MGWC-7	0.001	0.0003	0.015	No	25	88	No	0.01	NP (NDs)
Lead (mg/L)	MGWC-8	0.001	0.00022	0.015	No	25	92	No	0.01	NP (NDs)
Lead (mg/L)	MGWC-12	0.001	0.0001	0.015	No	25	96	No	0.01	NP (NDs)
Lithium (mg/L)	MGWC-1	0.01224	0.01037	0.04	No	30	3.333	No	0.01	Param.
Lithium (mg/L)	MGWC-2	0.0066	0.00537	0.04	No	30	3.333	No	0.01	NP (normality)
Lithium (mg/L)	MGWC-3	0.01357	0.01172	0.04	No	30	0	No	0.01	Param.
Lithium (mg/L)	**MGWC-7**	**0.14**	**0.12**	**0.04**	**Yes**	**30**	**0**	**No**	**0.01**	**NP (normality)**
Lithium (mg/L)	MGWC-8	0.03349	0.02203	0.04	No	30	0	No	0.01	Param.
Lithium (mg/L)	MGWC-12	0.0231	0.0182	0.04	No	30	0	No	0.01	Param.
Lithium (mg/L)	MGWC-19	0.008782	0.002178	0.04	No	5	0	No	0.01	Param.
Lithium (mg/L)	MGWC-20	0.01076	0.004158	0.04	No	7	0	No	0.01	Param.
Mercury (mg/L)	MGWC-2	0.0002	0.0001	0.002	No	27	92.59	No	0.01	NP (NDs)

Confidence Intervals - All Results

Plant McIntosh Client: Southern Company Data: McIntosh AP-1 Printed 4/27/2026, 11:45 AM

Constituent	Well	Upper Lim.	Lower Lim.	Compliance	Sig.	N	%NDs	Transform	Alpha	Method
Mercury (mg/L)	MGWC-3	0.0002	0.00007	0.002	No	27	96.3	No	0.01	NP (NDs)
Mercury (mg/L)	MGWC-7	0.0002	0.00008	0.002	No	27	96.3	No	0.01	NP (NDs)
Mercury (mg/L)	MGWC-8	0.00033	0.00018	0.002	No	28	28.57	No	0.01	NP (normality)
Mercury (mg/L)	MGWC-12	0.0002	0.000086	0.002	No	27	92.59	No	0.01	NP (NDs)
Molybdenum (mg/L)	MGWC-1	0.0021	0.0011	0.1	No	27	18.52	No	0.01	NP (normality)
Molybdenum (mg/L)	MGWC-7	0.005	0.00351	0.1	No	27	96.3	No	0.01	NP (NDs)
Molybdenum (mg/L)	MGWC-8	0.005	0.0037	0.1	No	27	96.3	No	0.01	NP (NDs)
Molybdenum (mg/L)	MGWC-12	0.005	0.0024	0.1	No	27	77.78	No	0.01	NP (NDs)
Selenium (mg/L)	MGWC-1	0.005	0.0005	0.05	No	23	91.3	No	0.01	NP (NDs)
Selenium (mg/L)	MGWC-2	0.005	0.00045	0.05	No	23	95.65	No	0.01	NP (NDs)
Selenium (mg/L)	MGWC-3	0.005	0.00044	0.05	No	23	95.65	No	0.01	NP (NDs)
Selenium (mg/L)	MGWC-7	0.005	0.0034	0.05	No	23	91.3	No	0.01	NP (NDs)
Selenium (mg/L)	MGWC-8	0.005	0.0024	0.05	No	23	78.26	No	0.01	NP (NDs)
Selenium (mg/L)	MGWC-12	0.005	0.00027	0.05	No	23	95.65	No	0.01	NP (NDs)
Thallium (mg/L)	MGWC-1	0.001	0.00032	0.002	No	27	77.78	No	0.01	NP (NDs)
Thallium (mg/L)	MGWC-2	0.001	0.00021	0.002	No	27	96.3	No	0.01	NP (NDs)
Thallium (mg/L)	MGWC-3	0.001	0.00037	0.002	No	27	92.59	No	0.01	NP (NDs)
Thallium (mg/L)	MGWC-7	0.001	0.00016	0.002	No	27	96.3	No	0.01	NP (NDs)
Thallium (mg/L)	MGWC-8	0.001	0.00019	0.002	No	27	44.44	No	0.01	NP (normality)
Thallium (mg/L)	MGWC-12	0.001	0.00027	0.002	No	27	92.59	No	0.01	NP (NDs)

Appendix IV Trend Tests - Confidence Interval Exceedances - Significant Results

Plant McIntosh Client: Southern Company Data: McIntosh AP-1 Printed 4/27/2026, 11:48 AM

Constituent	Well	Slope	Calc.	Critical	Sig.	N	%NDs	Normality	Xform	Alpha	Method
Lithium (mg/L)	**MGWA-11 (bg)**	**0.001294**	**162**	**112**	**Yes**	**30**	**0**	**n/a**	**n/a**	**0.05**	**NP**
Lithium (mg/L)	**MGWC-7**	**0.002977**	**132**	**112**	**Yes**	**30**	**0**	**n/a**	**n/a**	**0.05**	**NP**

Appendix IV Trend Tests - Confidence Interval Exceedances - All Results

Plant McIntosh Client: Southern Company Data: McIntosh AP-1 Printed 4/27/2026, 11:48 AM

Constituent	Well	Slope	Calc.	Critical	Sig.	N	%NDs	Normality	Xform	Alpha	Method
Lithium (mg/L)	MGWA-5 (bg)	0.0002355	96	112	No	30	3.333	n/a	n/a	0.05	NP
Lithium (mg/L)	MGWA-6 (bg)	0	-19	-112	No	30	83.33	n/a	n/a	0.05	NP
Lithium (mg/L)	MGWA-6A (bg)	0	13	53	No	18	66.67	n/a	n/a	0.05	NP
Lithium (mg/L)	MGWA-10 (bg)	0.00008834	65	112	No	30	3.333	n/a	n/a	0.05	NP
Lithium (mg/L)	**MGWA-11 (bg)**	**0.001294**	**162**	**112**	**Yes**	**30**	**0**	**n/a**	**n/a**	**0.05**	**NP**
Lithium (mg/L)	**MGWC-7**	**0.002977**	**132**	**112**	**Yes**	**30**	**0**	**n/a**	**n/a**	**0.05**	**NP**

FIGURE A.

Sanitas™ v.10.1.06 Software licensed to Groundwater Stats Consulting. UG
Hollow symbols indicate censored values.

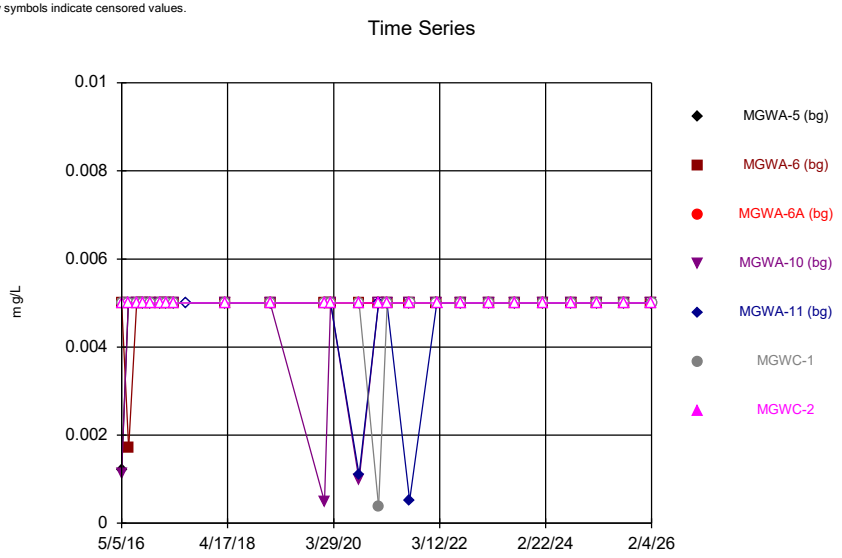

Constituent: Antimony Analysis Run 4/30/2026 10:19 AM View: Descriptive
Plant McIntosh Client: Southern Company Data: McIntosh AP-1

Sanitas™ v.10.1.06 Software licensed to Groundwater Stats Consulting. UG
Hollow symbols indicate censored values.

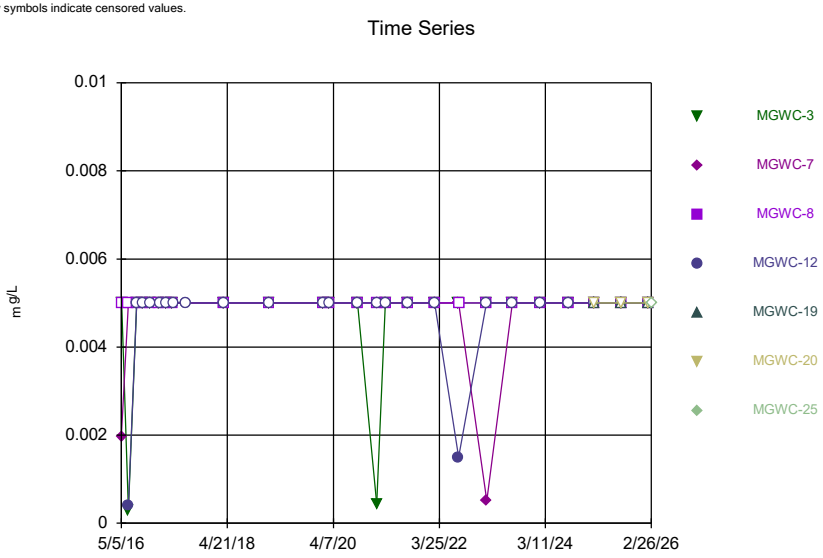

Constituent: Antimony Analysis Run 4/30/2026 10:19 AM View: Descriptive
Plant McIntosh Client: Southern Company Data: McIntosh AP-1

Sanitas™ v.10.1.06 Software licensed to Groundwater Stats Consulting. UG
Hollow symbols indicate censored values.

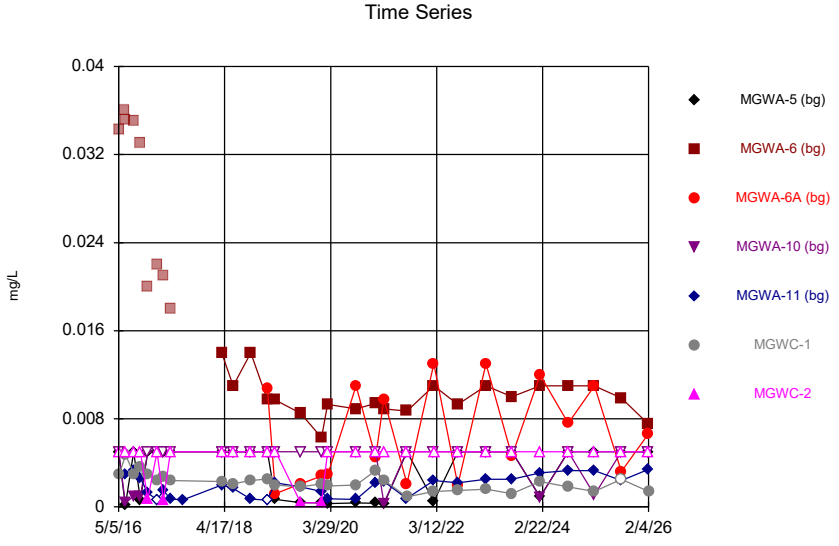

Constituent: Arsenic Analysis Run 4/30/2026 10:19 AM View: Descriptive
Plant McIntosh Client: Southern Company Data: McIntosh AP-1

Sanitas™ v.10.1.06 Software licensed to Groundwater Stats Consulting. UG
Hollow symbols indicate censored values.

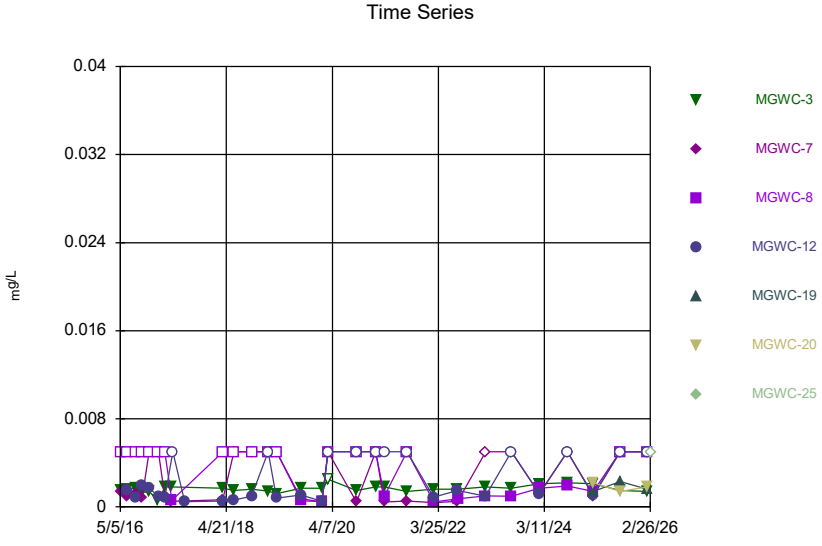

Constituent: Arsenic Analysis Run 4/30/2026 10:19 AM View: Descriptive
Plant McIntosh Client: Southern Company Data: McIntosh AP-1

Sanitas™ v.10.1.06 Software licensed to Groundwater Stats Consulting. UG

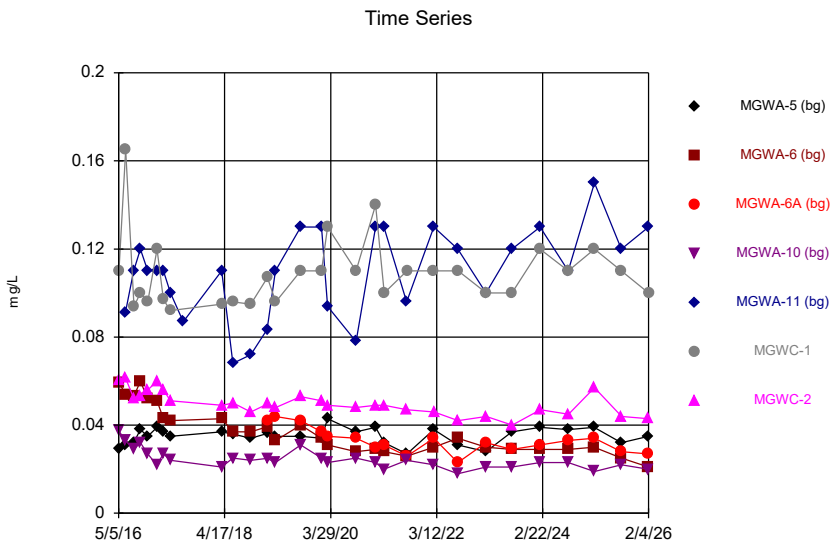

Constituent: Barium Analysis Run 4/30/2026 10:19 AM View: Descriptive
Plant McIntosh Client: Southern Company Data: McIntosh AP-1

Sanitas™ v.10.1.06 Software licensed to Groundwater Stats Consulting. UG

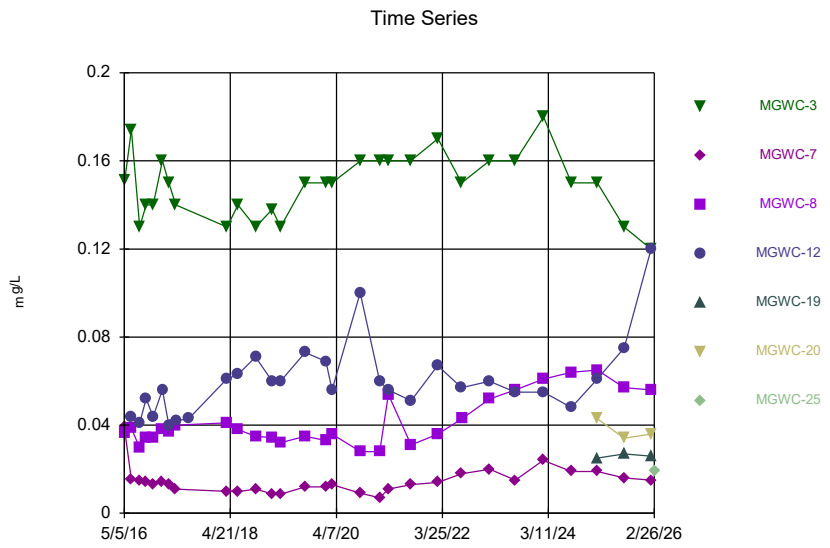

Constituent: Barium Analysis Run 4/30/2026 10:19 AM View: Descriptive
Plant McIntosh Client: Southern Company Data: McIntosh AP-1

Sanitas™ v.10.1.06 Software licensed to Groundwater Stats Consulting. UG
Hollow symbols indicate censored values.

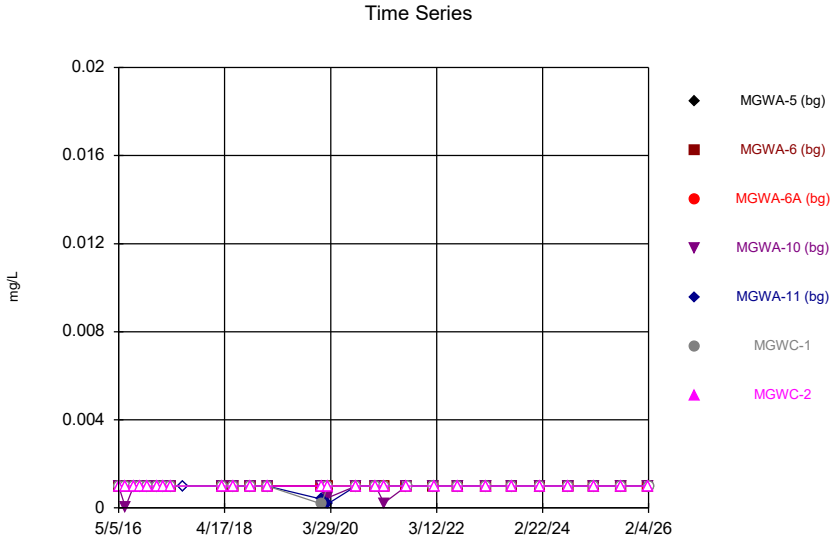

Constituent: Beryllium Analysis Run 4/30/2026 10:19 AM View: Descriptive
Plant McIntosh Client: Southern Company Data: McIntosh AP-1

Sanitas™ v.10.1.06 Software licensed to Groundwater Stats Consulting. UG
Hollow symbols indicate censored values.

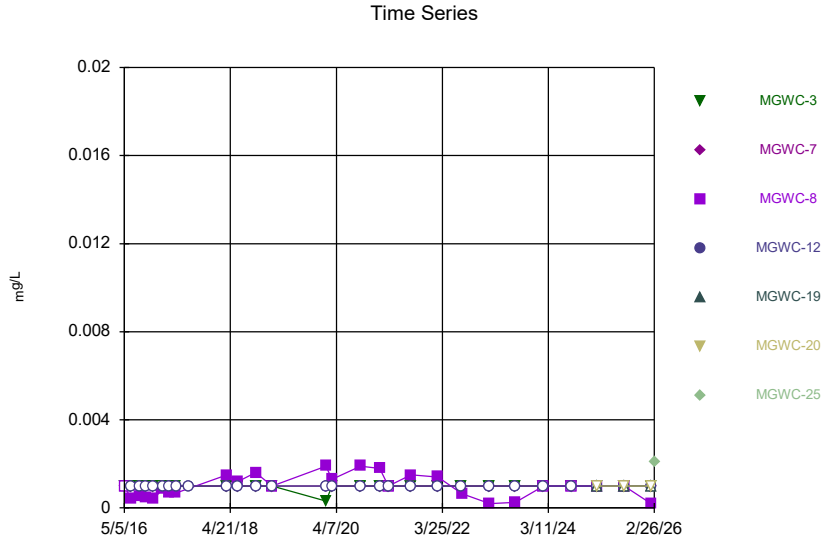

Constituent: Beryllium Analysis Run 4/30/2026 10:19 AM View: Descriptive
Plant McIntosh Client: Southern Company Data: McIntosh AP-1

Sanitas™ v.10.1.06 Software licensed to Groundwater Stats Consulting. UG
Hollow symbols indicate censored values.

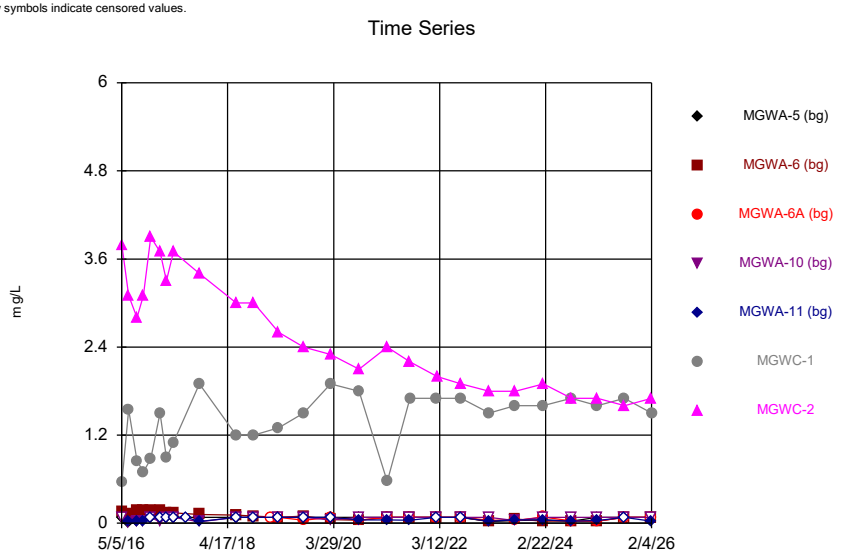

Constituent: Boron Analysis Run 4/30/2026 10:19 AM View: Descriptive
Plant McIntosh Client: Southern Company Data: McIntosh AP-1

Sanitas™ v.10.1.06 Software licensed to Groundwater Stats Consulting. UG
Hollow symbols indicate censored values.

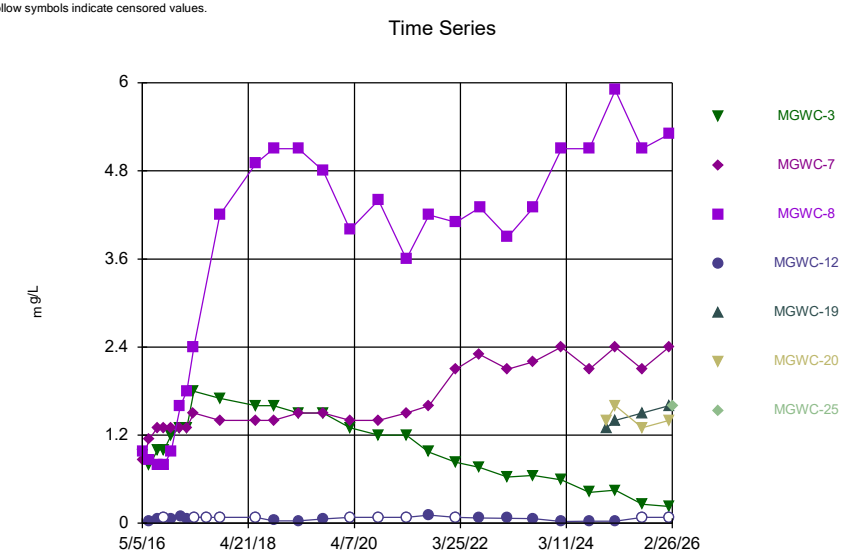

Constituent: Boron Analysis Run 4/30/2026 10:19 AM View: Descriptive
Plant McIntosh Client: Southern Company Data: McIntosh AP-1

Sanitas™ v.10.1.06 Software licensed to Groundwater Stats Consulting. UG
Hollow symbols indicate censored values.

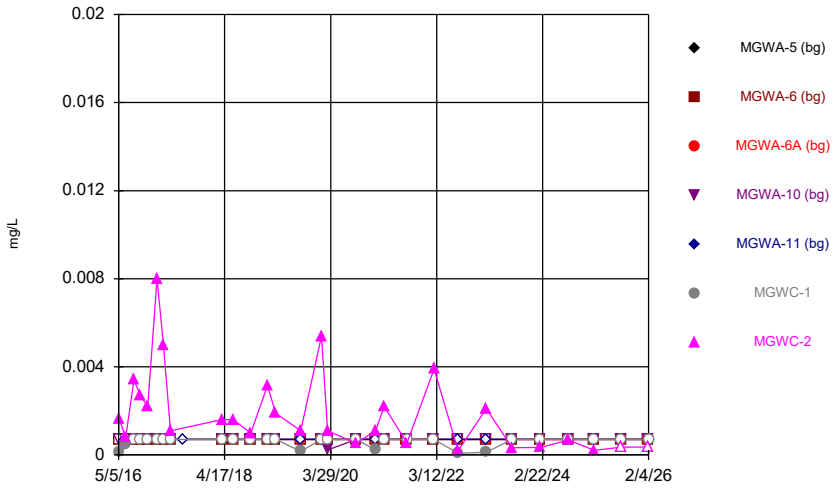

Constituent: Cadmium Analysis Run 4/30/2026 10:19 AM View: Descriptive
Plant McIntosh Client: Southern Company Data: McIntosh AP-1

Sanitas™ v.10.1.06 Software licensed to Groundwater Stats Consulting. UG
Hollow symbols indicate censored values.

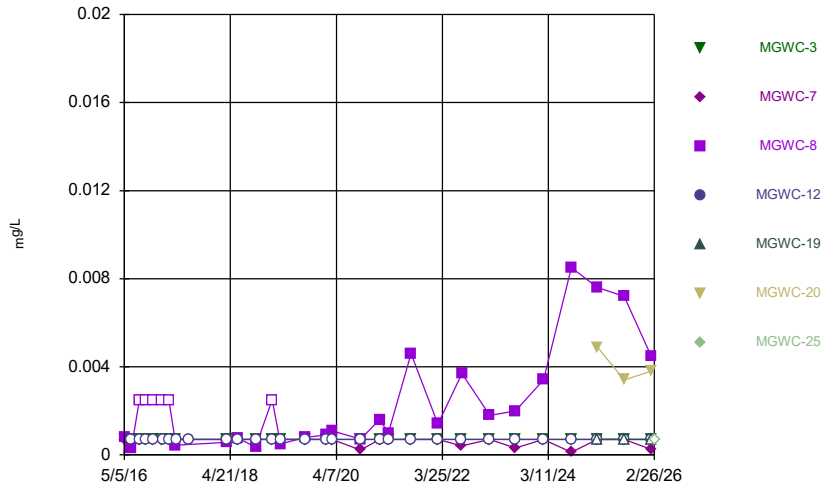

Constituent: Cadmium Analysis Run 4/30/2026 10:19 AM View: Descriptive
Plant McIntosh Client: Southern Company Data: McIntosh AP-1

Sanitas™ v.10.1.06 Software licensed to Groundwater Stats Consulting. UG

Time Series

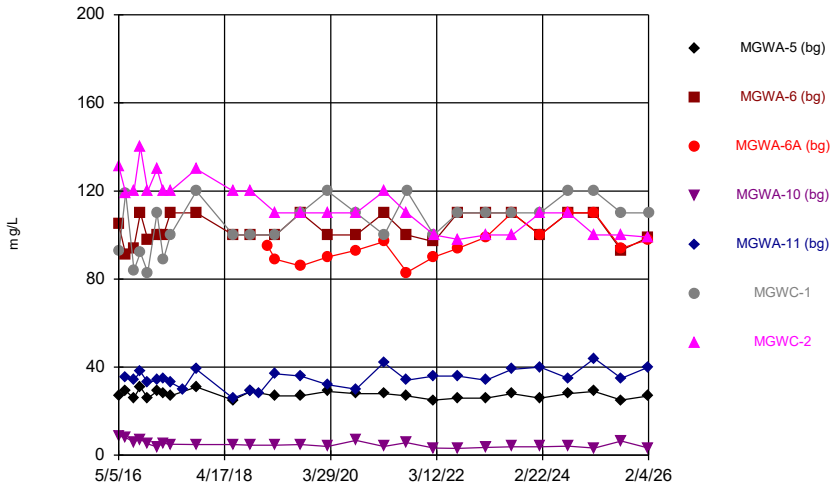

Constituent: Calcium Analysis Run 4/30/2026 10:19 AM View: Descriptive
Plant McIntosh Client: Southern Company Data: McIntosh AP-1

Sanitas™ v.10.1.06 Software licensed to Groundwater Stats Consulting. UG

Time Series

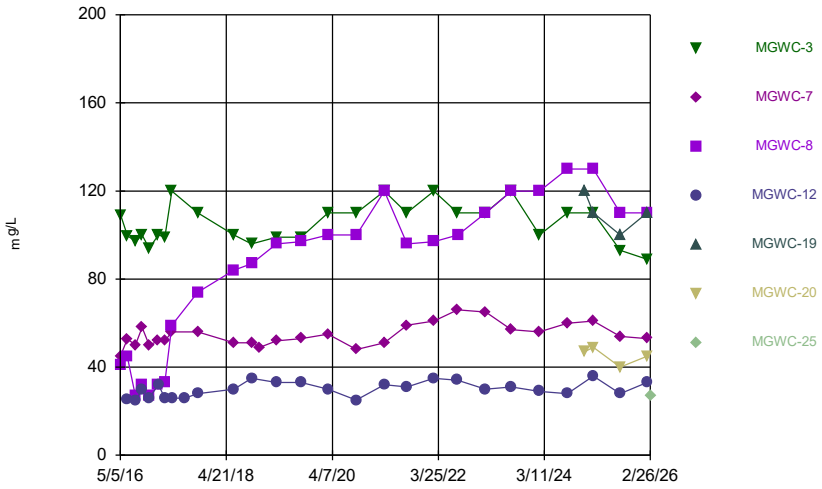

Constituent: Calcium Analysis Run 4/30/2026 10:19 AM View: Descriptive
Plant McIntosh Client: Southern Company Data: McIntosh AP-1

Sanitas™ v.10.1.06 Software licensed to Groundwater Stats Consulting. UG
Hollow symbols indicate censored values.

Time Series

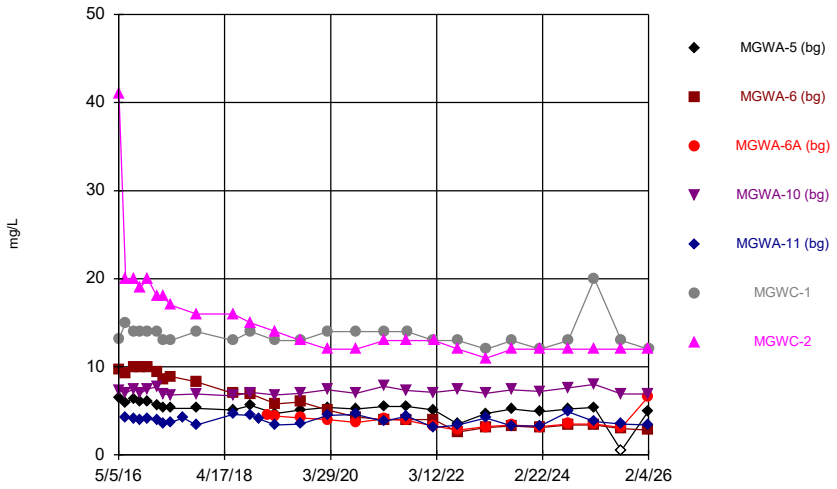

Constituent: Chloride Analysis Run 4/30/2026 10:19 AM View: Descriptive
Plant McIntosh Client: Southern Company Data: McIntosh AP-1

Sanitas™ v.10.1.06 Software licensed to Groundwater Stats Consulting. UG

Time Series

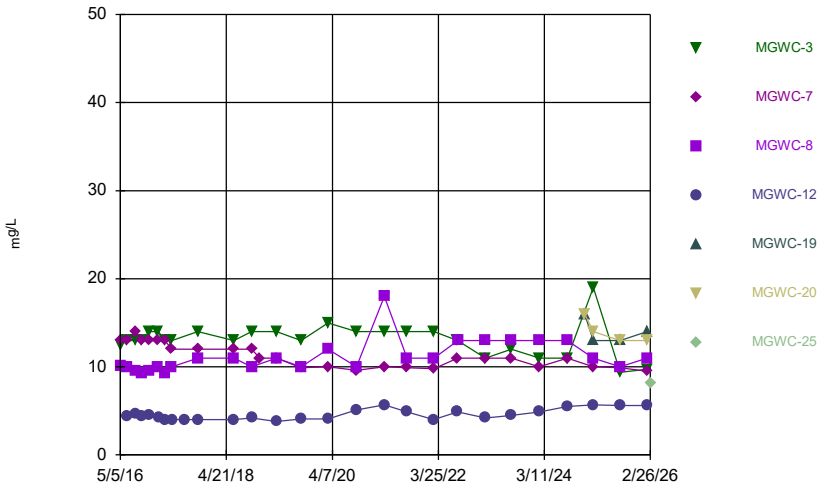

Constituent: Chloride Analysis Run 4/30/2026 10:19 AM View: Descriptive
Plant McIntosh Client: Southern Company Data: McIntosh AP-1

Sanitas™ v.10.1.06 Software licensed to Groundwater Stats Consulting. UG
Hollow symbols indicate censored values.

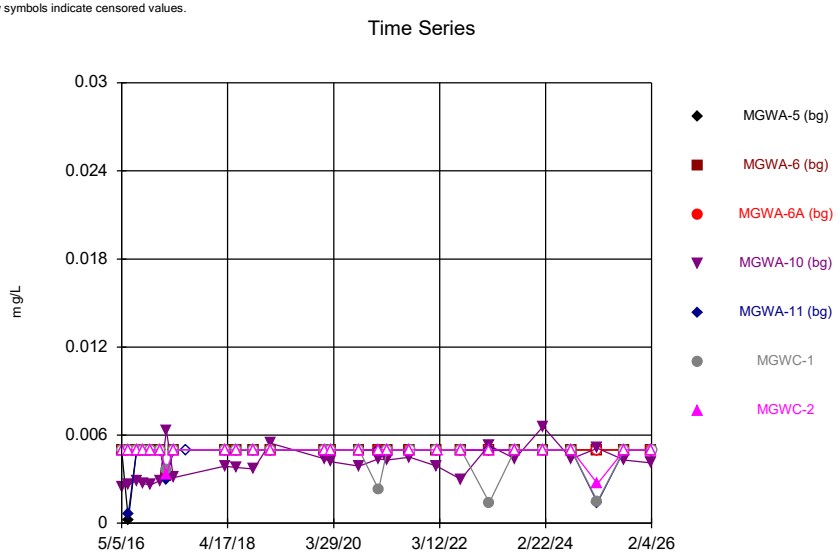

Constituent: Chromium Analysis Run 4/30/2026 10:19 AM View: Descriptive
Plant McIntosh Client: Southern Company Data: McIntosh AP-1

Sanitas™ v.10.1.06 Software licensed to Groundwater Stats Consulting. UG
Hollow symbols indicate censored values.

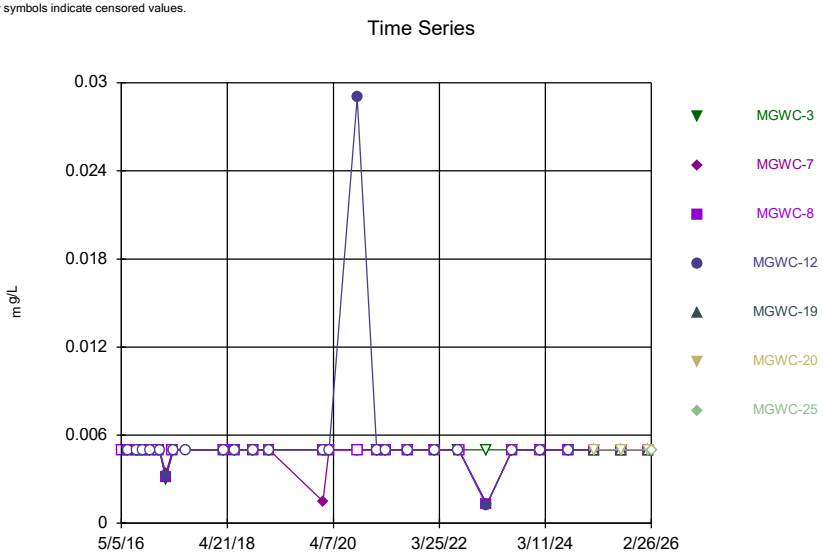

Constituent: Chromium Analysis Run 4/30/2026 10:19 AM View: Descriptive
Plant McIntosh Client: Southern Company Data: McIntosh AP-1

Sanitas™ v.10.1.06 Software licensed to Groundwater Stats Consulting. UG
Hollow symbols indicate censored values.

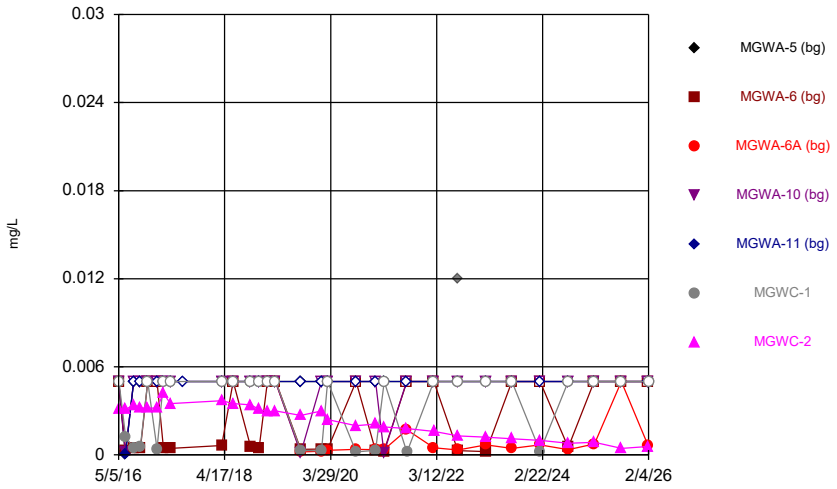

Constituent: Cobalt Analysis Run 4/30/2026 10:19 AM View: Descriptive
Plant McIntosh Client: Southern Company Data: McIntosh AP-1

Sanitas™ v.10.1.06 Software licensed to Groundwater Stats Consulting. UG
Hollow symbols indicate censored values.

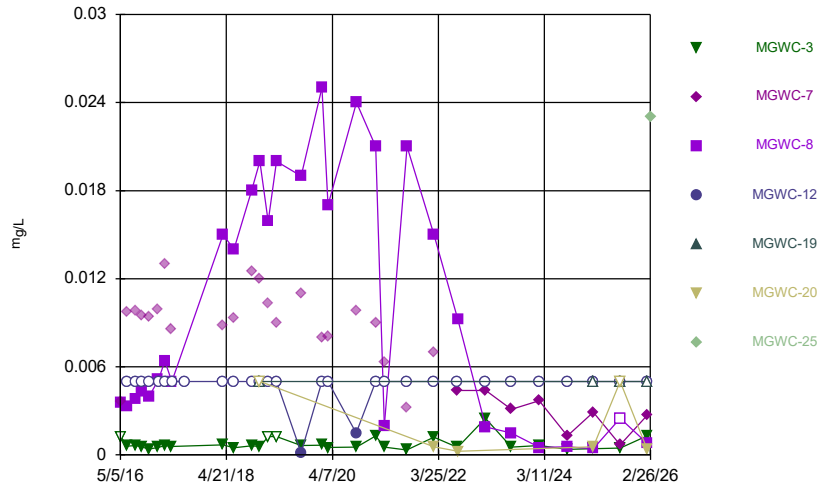

Constituent: Cobalt Analysis Run 4/30/2026 10:19 AM View: Descriptive
Plant McIntosh Client: Southern Company Data: McIntosh AP-1

Sanitas™ v.10.1.06 Software licensed to Groundwater Stats Consulting. UG

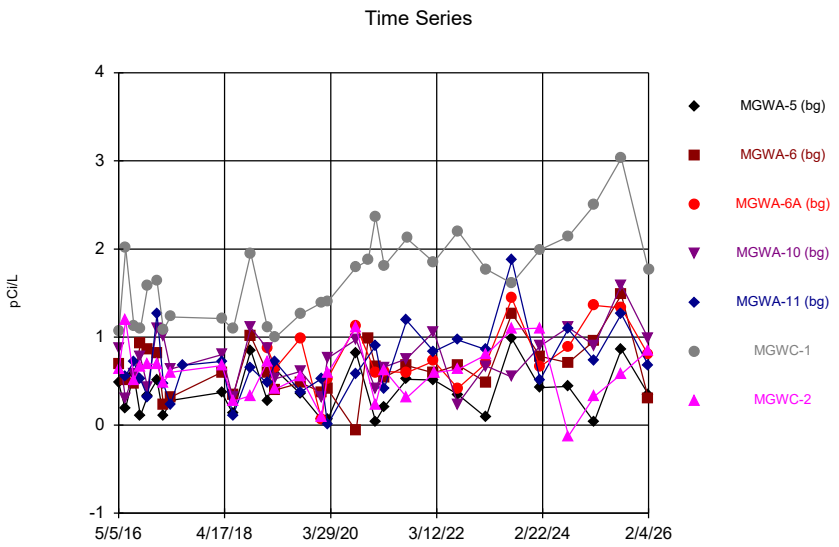

Constituent: Combined Radium 226 + 228 Analysis Run 4/30/2026 10:20 AM View: Descriptive
Plant McIntosh Client: Southern Company Data: McIntosh AP-1

Sanitas™ v.10.1.06 Software licensed to Groundwater Stats Consulting. UG

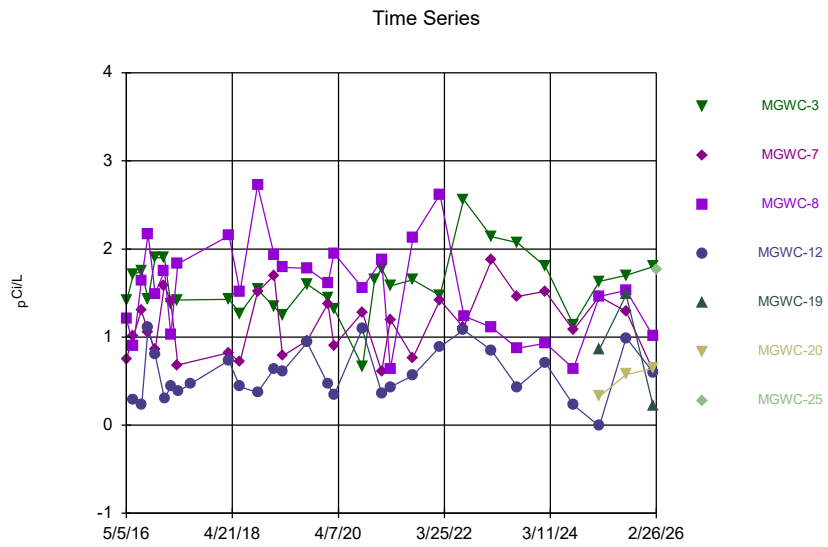

Constituent: Combined Radium 226 + 228 Analysis Run 4/30/2026 10:20 AM View: Descriptive
Plant McIntosh Client: Southern Company Data: McIntosh AP-1

Sanitas™ v.10.1.06 Software licensed to Groundwater Stats Consulting. UG
Hollow symbols indicate censored values.

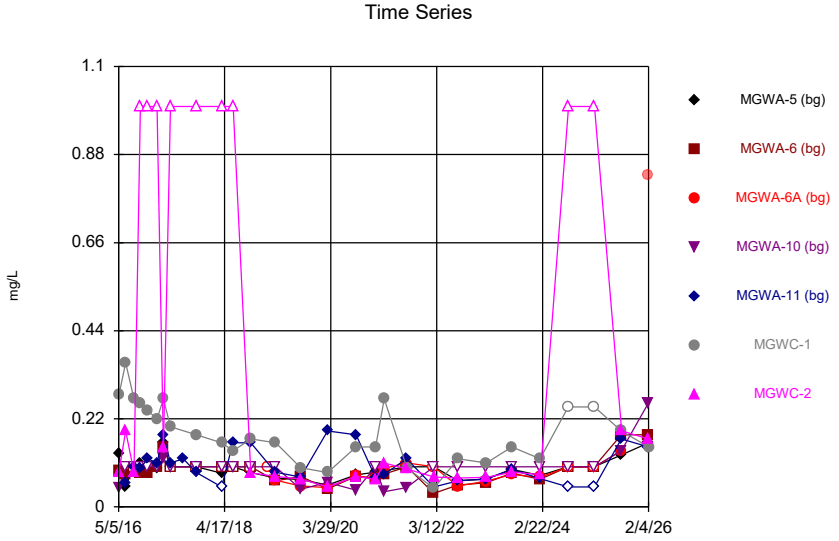

Constituent: Fluoride Analysis Run 4/30/2026 10:20 AM View: Descriptive
Plant McIntosh Client: Southern Company Data: McIntosh AP-1

Sanitas™ v.10.1.06 Software licensed to Groundwater Stats Consulting. UG
Hollow symbols indicate censored values.

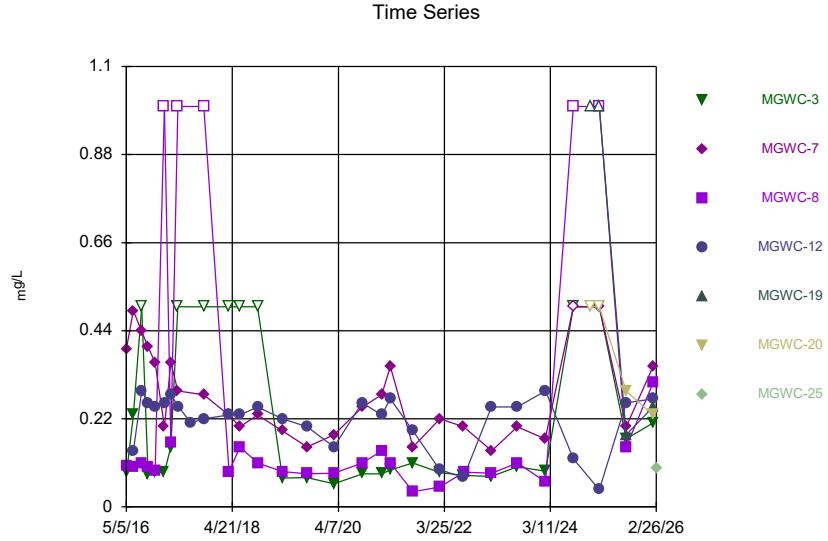

Constituent: Fluoride Analysis Run 4/30/2026 10:20 AM View: Descriptive
Plant McIntosh Client: Southern Company Data: McIntosh AP-1

Sanitas™ v.10.1.06 Software licensed to Groundwater Stats Consulting. UG
Hollow symbols indicate censored values.

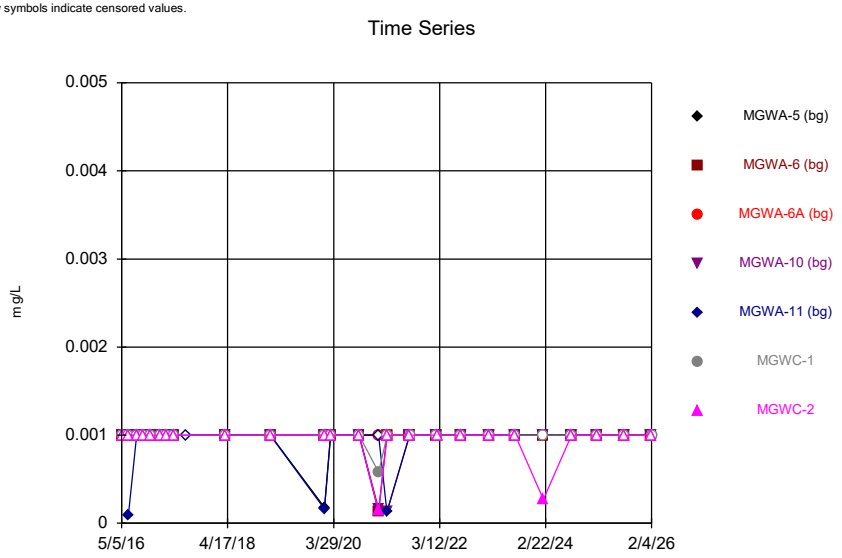

Constituent: Lead Analysis Run 4/30/2026 10:20 AM View: Descriptive
Plant McIntosh Client: Southern Company Data: McIntosh AP-1

Sanitas™ v.10.1.06 Software licensed to Groundwater Stats Consulting. UG
Hollow symbols indicate censored values.

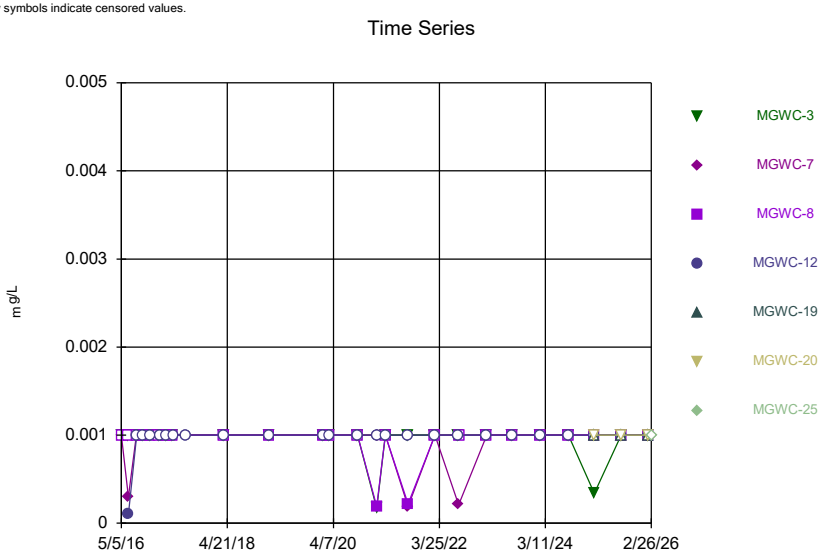

Constituent: Lead Analysis Run 4/30/2026 10:20 AM View: Descriptive
Plant McIntosh Client: Southern Company Data: McIntosh AP-1

Sanitas™ v.10.1.06 Software licensed to Groundwater Stats Consulting. UG
Hollow symbols indicate censored values.

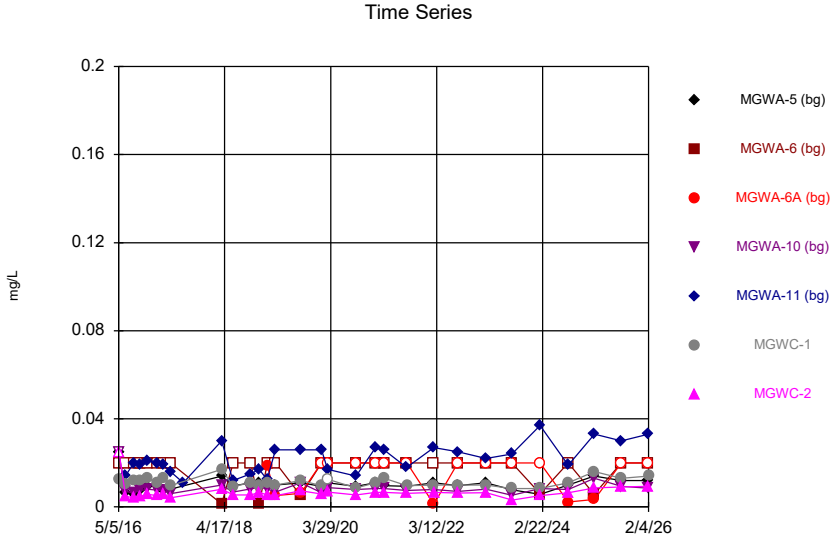

Constituent: Lithium Analysis Run 4/30/2026 10:20 AM View: Descriptive
Plant McIntosh Client: Southern Company Data: McIntosh AP-1

Sanitas™ v.10.1.06 Software licensed to Groundwater Stats Consulting. UG

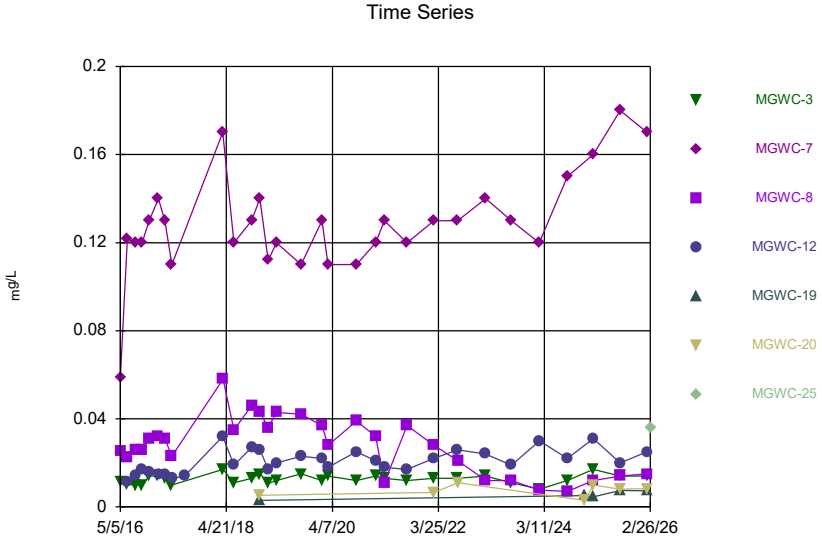

Constituent: Lithium Analysis Run 4/30/2026 10:20 AM View: Descriptive
Plant McIntosh Client: Southern Company Data: McIntosh AP-1

Sanitas™ v.10.1.06 Software licensed to Groundwater Stats Consulting. UG
Hollow symbols indicate censored values.

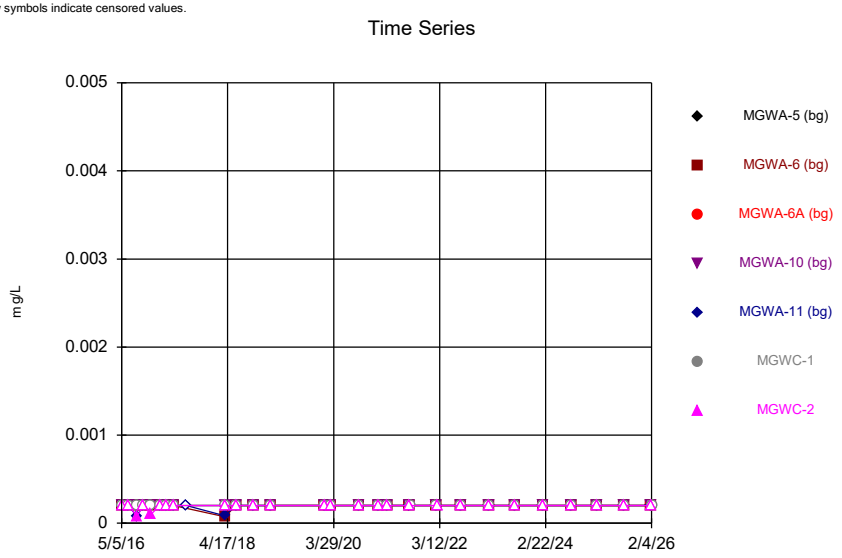

Constituent: Mercury Analysis Run 4/30/2026 10:20 AM View: Descriptive
Plant McIntosh Client: Southern Company Data: McIntosh AP-1

Sanitas™ v.10.1.06 Software licensed to Groundwater Stats Consulting. UG
Hollow symbols indicate censored values.

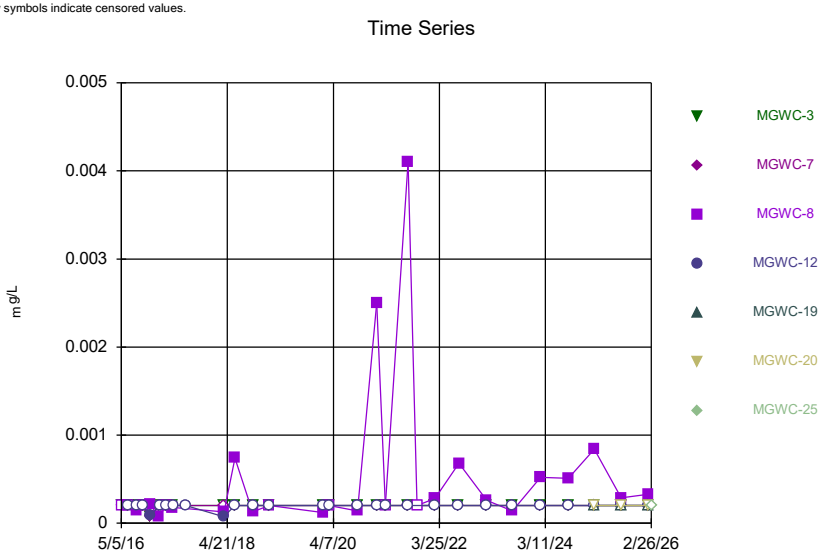

Constituent: Mercury Analysis Run 4/30/2026 10:20 AM View: Descriptive
Plant McIntosh Client: Southern Company Data: McIntosh AP-1

Sanitas™ v.10.1.06 Software licensed to Groundwater Stats Consulting. UG
Hollow symbols indicate censored values.

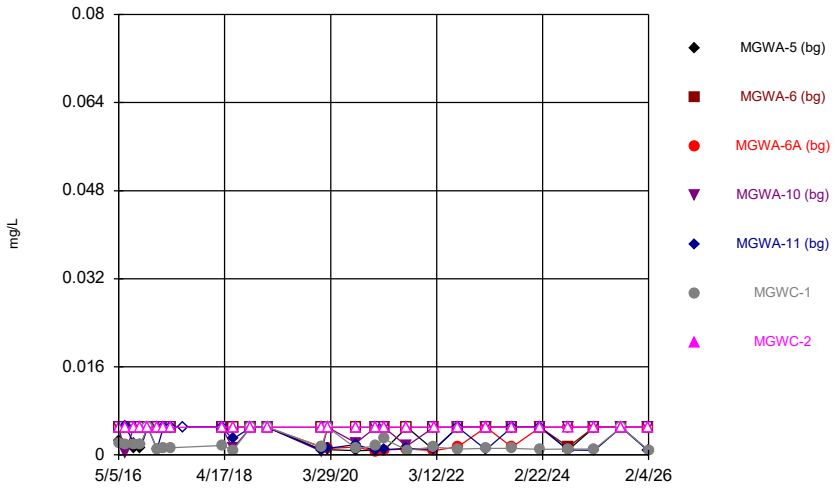

Constituent: Molybdenum Analysis Run 4/30/2026 10:20 AM View: Descriptive
Plant McIntosh Client: Southern Company Data: McIntosh AP-1

Sanitas™ v.10.1.06 Software licensed to Groundwater Stats Consulting. UG
Hollow symbols indicate censored values.

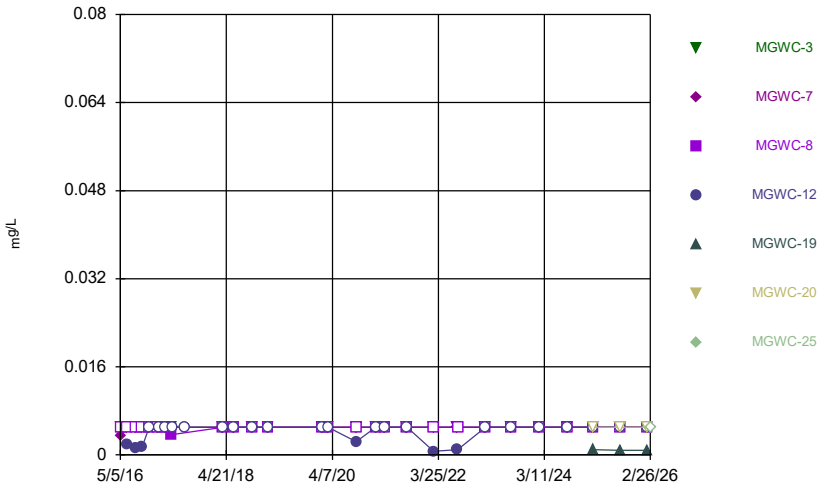

Constituent: Molybdenum Analysis Run 4/30/2026 10:20 AM View: Descriptive
Plant McIntosh Client: Southern Company Data: McIntosh AP-1

Sanitas™ v.10.1.06 Software licensed to Groundwater Stats Consulting. UG

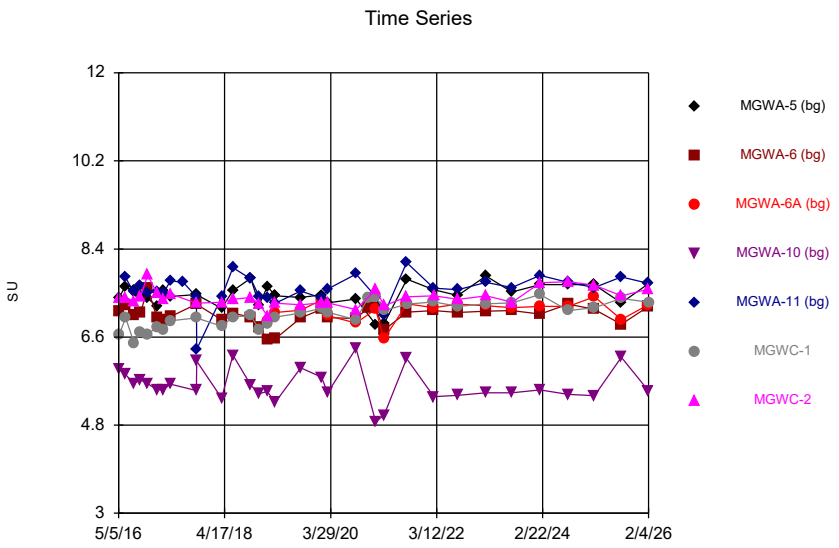

Constituent: pH, Field Analysis Run 4/30/2026 10:20 AM View: Descriptive
Plant McIntosh Client: Southern Company Data: McIntosh AP-1

Sanitas™ v.10.1.06 Software licensed to Groundwater Stats Consulting. UG

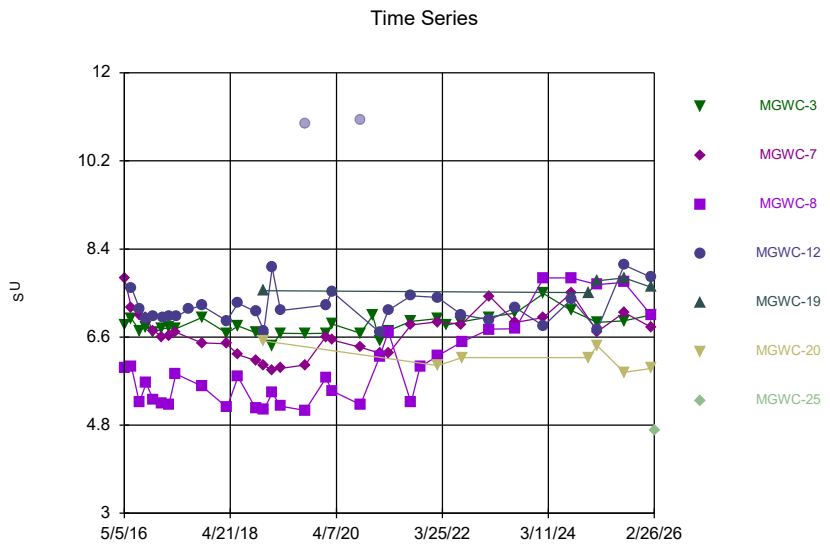

Constituent: pH, Field Analysis Run 4/30/2026 10:20 AM View: Descriptive
Plant McIntosh Client: Southern Company Data: McIntosh AP-1

Sanitas™ v.10.1.06 Software licensed to Groundwater Stats Consulting. UG
Hollow symbols indicate censored values.

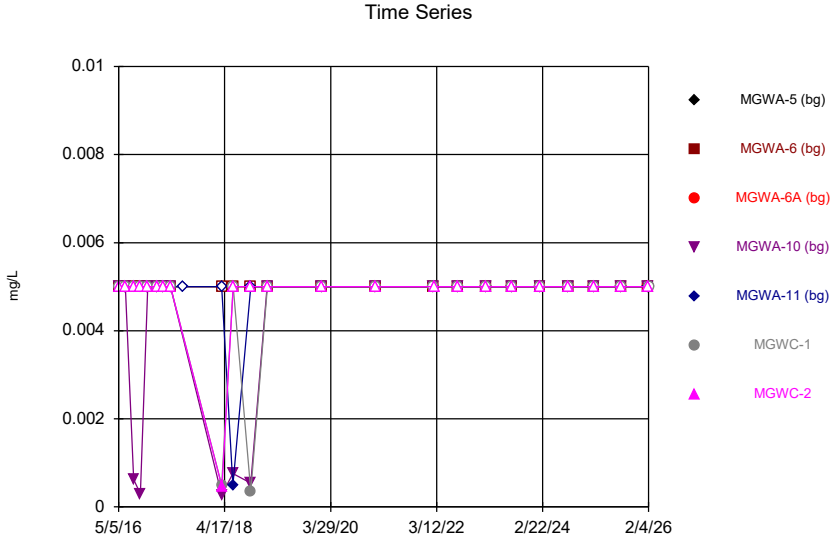

Constituent: Selenium Analysis Run 4/30/2026 10:20 AM View: Descriptive
Plant McIntosh Client: Southern Company Data: McIntosh AP-1

Sanitas™ v.10.1.06 Software licensed to Groundwater Stats Consulting. UG
Hollow symbols indicate censored values.

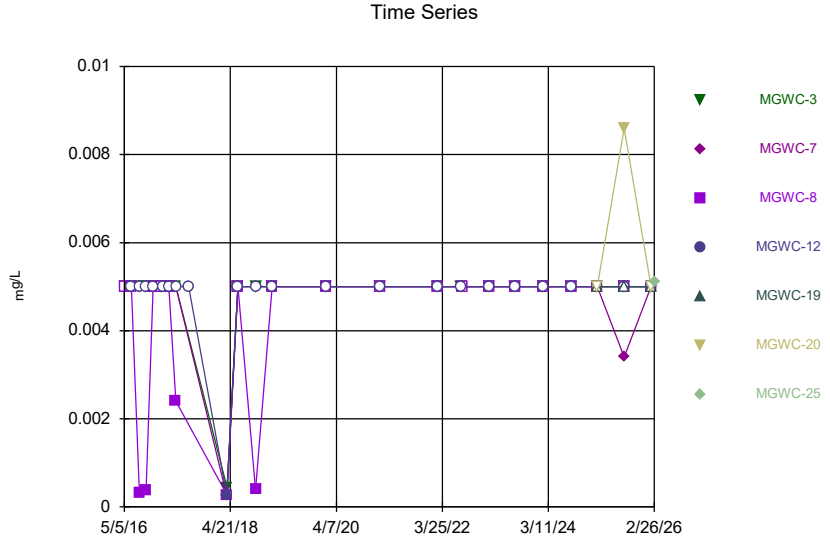

Constituent: Selenium Analysis Run 4/30/2026 10:20 AM View: Descriptive
Plant McIntosh Client: Southern Company Data: McIntosh AP-1

Sanitas™ v.10.1.06 Software licensed to Groundwater Stats Consulting. UG
Hollow symbols indicate censored values.

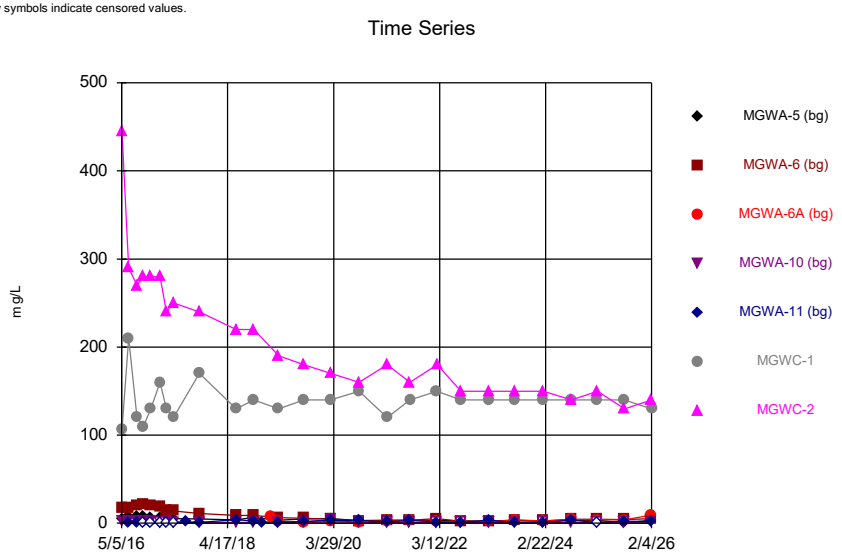

Constituent: Sulfate Analysis Run 4/30/2026 10:20 AM View: Descriptive
Plant McIntosh Client: Southern Company Data: McIntosh AP-1

Sanitas™ v.10.1.06 Software licensed to Groundwater Stats Consulting. UG
Hollow symbols indicate censored values.

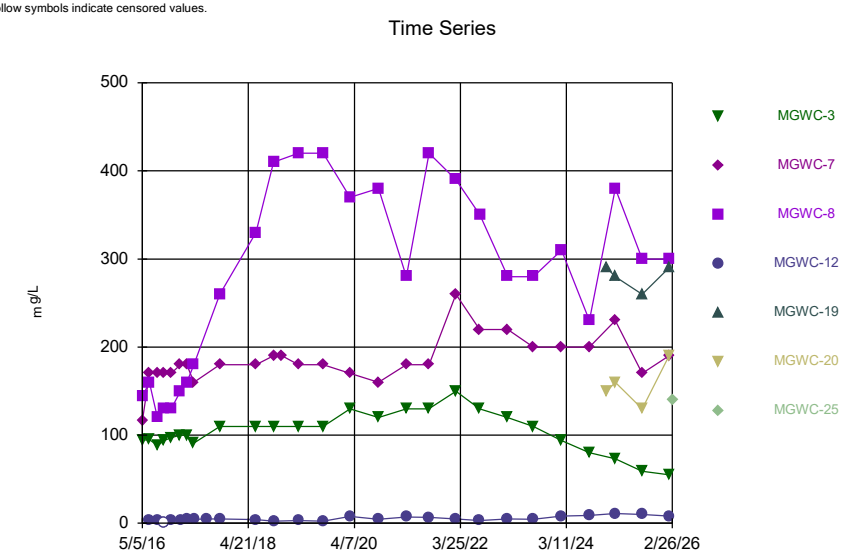

Constituent: Sulfate Analysis Run 4/30/2026 10:20 AM View: Descriptive
Plant McIntosh Client: Southern Company Data: McIntosh AP-1

Sanitas™ v.10.1.06 Software licensed to Groundwater Stats Consulting. UG

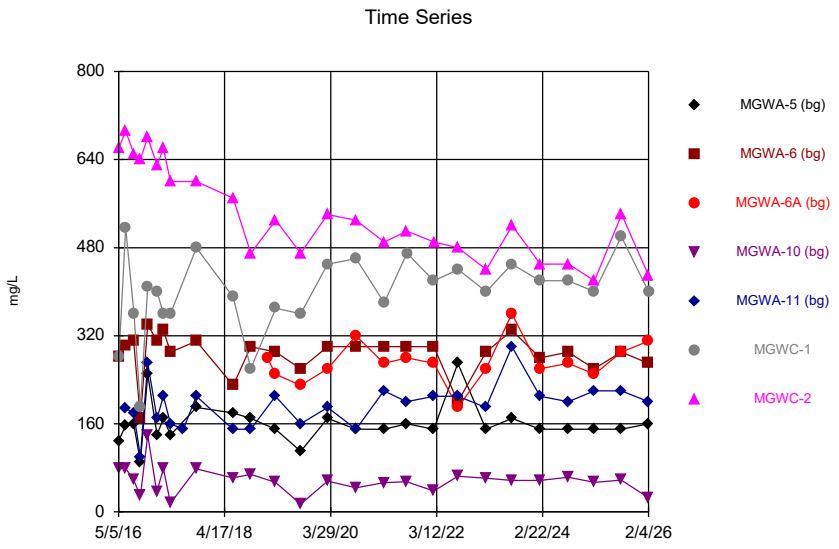

Constituent: TDS Analysis Run 4/30/2026 10:20 AM View: Descriptive
Plant McIntosh Client: Southern Company Data: McIntosh AP-1

Sanitas™ v.10.1.06 Software licensed to Groundwater Stats Consulting. UG

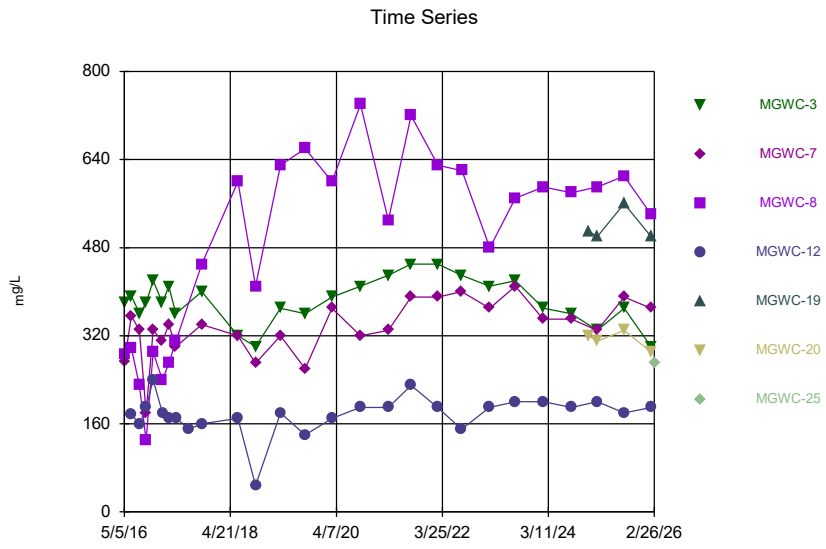

Constituent: TDS Analysis Run 4/30/2026 10:20 AM View: Descriptive
Plant McIntosh Client: Southern Company Data: McIntosh AP-1

Sanitas™ v.10.1.06 Software licensed to Groundwater Stats Consulting. UG
Hollow symbols indicate censored values.

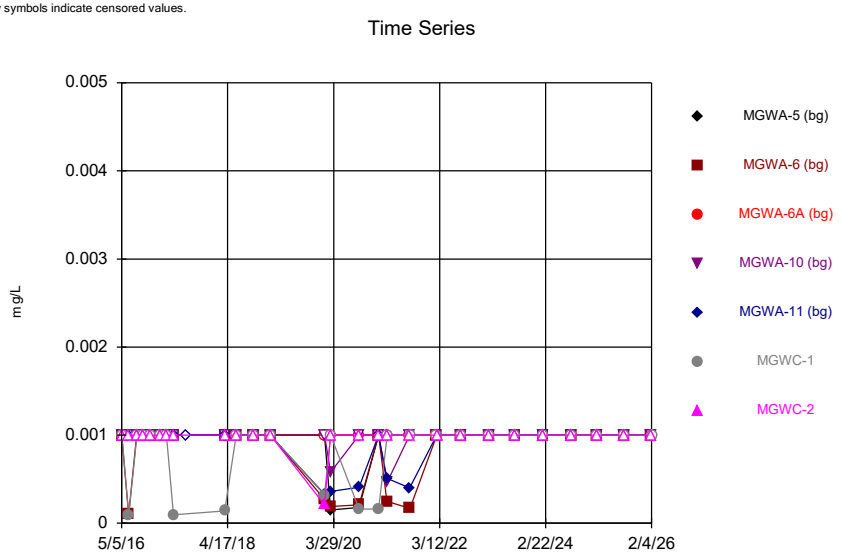

Constituent: Thallium Analysis Run 4/30/2026 10:20 AM View: Descriptive
Plant McIntosh Client: Southern Company Data: McIntosh AP-1

Sanitas™ v.10.1.06 Software licensed to Groundwater Stats Consulting. UG
Hollow symbols indicate censored values.

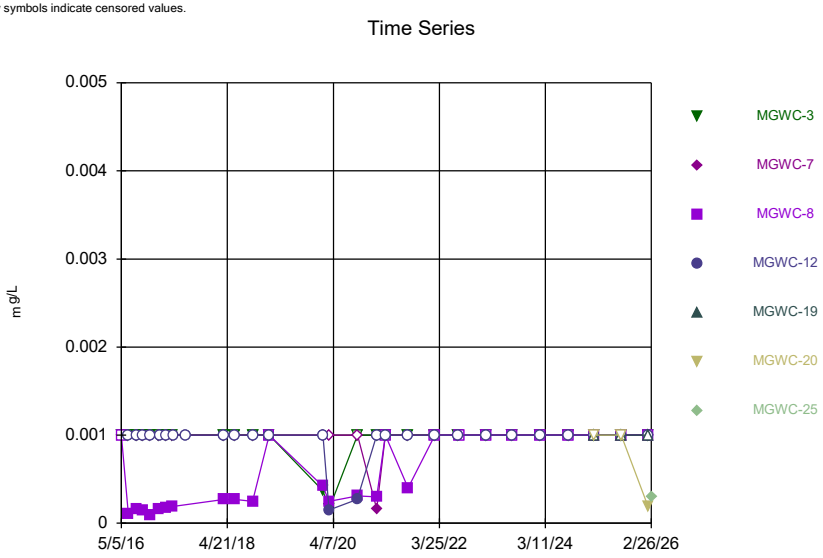

Constituent: Thallium Analysis Run 4/30/2026 10:21 AM View: Descriptive
Plant McIntosh Client: Southern Company Data: McIntosh AP-1

Time Series

Constituent: Antimony (mg/L) Analysis Run 4/30/2026 10:21 AM View: Descriptive

Plant McIntosh Client: Southern Company Data: McIntosh AP-1

	MGWA-5 (bg)	MGWA-6 (bg)	MGWA-6A (bg)	MGWA-10 (bg)	MGWA-11 (bg)	MGWC-1	MGWC-2
5/5/2016	0.0012 (J)	<0.005		0.00112 (J)			
5/6/2016						<0.005	<0.005
6/20/2016	<0.005			<0.005	<0.005		
6/21/2016		0.0017 (J)				<0.005	<0.005
8/15/2016	<0.005	<0.005		<0.005	<0.005		
8/16/2016						<0.005	<0.005
9/28/2016	<0.005	<0.005		<0.005	<0.005	<0.005	
9/29/2016							<0.005
11/16/2016	<0.005	<0.005		<0.005	<0.005	<0.005	<0.005
1/16/2017				<0.005			
1/17/2017	<0.005	<0.005			<0.005		
1/18/2017							<0.005
1/19/2017						<0.005	
3/2/2017	<0.005	<0.005		<0.005	<0.005	<0.005	<0.005
4/18/2017	<0.005	<0.005		<0.005	<0.005	<0.005	
4/19/2017							<0.005
7/13/2017					<0.005		
3/29/2018	<0.005	<0.005		<0.005	<0.005	<0.005	
3/30/2018							<0.005
1/28/2019				<0.005	<0.005		
1/29/2019	<0.005	<0.005	<0.005			<0.005	<0.005
1/28/2020	<0.005	<0.005	<0.005	0.00049 (J)	<0.005		
1/29/2020						<0.005	<0.005
3/9/2020				<0.005	<0.005		
3/10/2020	<0.005	<0.005	<0.005			<0.005	<0.005
9/16/2020	<0.005	<0.005	<0.005	0.00098 (J)	0.0011 (J)		<0.005
9/17/2020						<0.005	
1/25/2021				<0.005			
1/26/2021	<0.005	<0.005	<0.005		<0.005	0.00038 (J)	<0.005
3/23/2021		<0.005	<0.005	<0.005	<0.005		
3/24/2021	<0.005					<0.005	<0.005
8/23/2021				<0.005	0.00052 (J)		
8/24/2021	<0.005	<0.005	<0.005				<0.005
8/25/2021						<0.005	
2/22/2022	<0.005	<0.005	<0.005	<0.005	<0.005	<0.005	
2/23/2022							<0.005
8/2/2022	<0.005	<0.005	<0.005	<0.005	<0.005		
8/3/2022						<0.005	
8/4/2022							<0.005
2/7/2023	<0.005	<0.005	<0.005	<0.005	<0.005		
2/8/2023						<0.005	<0.005
8/1/2023	<0.005	<0.005	<0.005	<0.005	<0.005	<0.005	
8/2/2023							<0.005
2/6/2024	<0.005	<0.005	<0.005	<0.005	<0.005	<0.005	
2/7/2024							<0.005
8/13/2024	<0.005	<0.005	<0.005	<0.005	<0.005	<0.005	
8/14/2024							<0.005
2/3/2025	<0.005	<0.005					
2/4/2025			<0.005	<0.005	<0.005	<0.005	
2/5/2025							<0.005
8/5/2025	<0.005	<0.005	<0.005	<0.005	<0.005	<0.005	
8/6/2025							<0.005

ND substitution: RL or RL/2 if <15% NDs.

Time Series

Constituent: Antimony (mg/L) Analysis Run 4/30/2026 10:21 AM View: Descriptive

Plant McIntosh Client: Southern Company Data: McIntosh AP-1

	MGWA-5 (bg)	MGWA-6 (bg)	MGWA-6A (bg)	MGWA-10 (bg)	MGWA-11 (bg)	MGWC-1	MGWC-2
2/2/2026			<0.005				
2/3/2026	<0.005	<0.005		<0.005	<0.005		<0.005
2/4/2026						<0.005	

ND substitution: RL or RL/2 if <15% NDs.

Time Series

Constituent: Antimony (mg/L) Analysis Run 4/30/2026 10:21 AM View: Descriptive

Plant McIntosh Client: Southern Company Data: McIntosh AP-1

	MGWC-3	MGWC-7	MGWC-8	MGWC-12	MGWC-19	MGWC-20	MGWC-25
5/5/2016		0.00197 (J)	<0.005				
5/6/2016	<0.005						
6/21/2016	0.0003 (J)	<0.005	<0.005	0.0004 (J)			
8/15/2016		<0.005	<0.005				
8/16/2016	<0.005			<0.005			
9/28/2016		<0.005	<0.005				
9/29/2016	<0.005			<0.005			
11/16/2016	<0.005	<0.005	<0.005	<0.005			
1/17/2017	<0.005	<0.005	<0.005				
1/18/2017				<0.005			
3/2/2017	<0.005	<0.005	<0.005	<0.005			
4/18/2017	<0.005	<0.005	<0.005				
4/25/2017				<0.005			
7/13/2017				<0.005			
3/29/2018		<0.005		<0.005			
3/30/2018	<0.005		<0.005				
1/29/2019	<0.005	<0.005	<0.005	<0.005			
1/28/2020		<0.005		<0.005			
1/29/2020	<0.005		<0.005				
3/10/2020	<0.005	<0.005	<0.005	<0.005			
9/16/2020				<0.005			
9/17/2020	<0.005	<0.005	<0.005				
1/26/2021	0.00044 (J)	<0.005	<0.005	<0.005			
3/24/2021	<0.005	<0.005	<0.005	<0.005			
8/24/2021	<0.005						
8/25/2021		<0.005	<0.005	<0.005			
2/22/2022				<0.005			
2/23/2022	<0.005	<0.005	<0.005				
8/2/2022				0.0015 (J)			
8/3/2022	<0.005	<0.005					
8/4/2022			<0.005				
2/7/2023	<0.005			<0.005			
2/8/2023		0.00051 (J)	<0.005				
8/1/2023	<0.005		<0.005				
8/2/2023		<0.005		<0.005			
2/6/2024		<0.005					
2/7/2024	<0.005		<0.005	<0.005			
8/14/2024	<0.005	<0.005	<0.005	<0.005			
2/4/2025	<0.005	<0.005	<0.005	<0.005		<0.005	
2/5/2025					<0.005		
8/5/2025					<0.005	<0.005	
8/6/2025	<0.005	<0.005	<0.005	<0.005			
2/3/2026	<0.005	<0.005		<0.005			
2/4/2026			<0.005		<0.005	<0.005	
2/26/2026							<0.005

ND substitution: RL or RL/2 if <15% NDs.

Time Series

Constituent: Arsenic (mg/L) Analysis Run 4/30/2026 10:21 AM View: Descriptive

Plant McIntosh Client: Southern Company Data: McIntosh AP-1

	MGWA-5 (bg)	MGWA-6 (bg)	MGWA-6A (bg)	MGWA-10 (bg)	MGWA-11 (bg)	MGWC-1	MGWC-2
5/5/2016	<0.005	0.0343		<0.005			
5/6/2016						0.00299 (J)	<0.005
6/7/2016		0.036					
6/20/2016	0.00014 (J)			0.00036 (J)	0.003 (J)		
6/21/2016		0.0352				0.0047 (J)	<0.005
8/15/2016	<0.005	0.035		0.00096 (J)	0.0033		
8/16/2016						0.003	<0.005
9/28/2016	0.00062 (J)	0.033		0.00095 (J)	0.0026	0.0036	
9/29/2016							<0.005
11/16/2016	<0.005	0.02		<0.005	0.0013	0.003	0.00068 (J)
1/16/2017				<0.005			
1/17/2017	<0.005	0.022			<0.00125		
1/18/2017							<0.005
1/19/2017						0.0024	
3/2/2017	<0.005	0.021		<0.005	0.0015	0.0027	0.00065 (J)
4/18/2017	<0.005	0.018		<0.005	0.00071 (J)	0.0024	
4/19/2017							<0.005
7/13/2017					0.00066 (J)		
3/29/2018	<0.005	0.014		<0.005	0.002	0.0023	
3/30/2018							<0.005
6/12/2018	<0.005			<0.005	0.0017		
6/13/2018		0.011				0.0021	<0.005
10/9/2018	<0.005			<0.005	0.00072 (J)		
10/10/2018		0.014				0.0024	<0.005
1/28/2019				<0.005	<0.00125		
1/29/2019	<0.005	0.00972	0.01075 (D)			0.00255	<0.005
3/25/2019	0.00069 (J)		0.0012 (J)	<0.005	0.0022		
3/26/2019		0.0097				0.002	<0.005
9/10/2019	0.00039 (J)	0.0085	0.0021	<0.005	0.0018	0.0018	0.00036 (J)
1/28/2020	0.00036 (J)	0.0063	0.0028	<0.005	0.0014		
1/29/2020						0.0021	0.0004 (J)
3/9/2020				<0.005	0.00073 (J)		
3/10/2020	0.00031 (J)	0.0093	0.0029			0.0019	<0.005
9/16/2020	0.00035 (J)	0.0089	0.011	<0.005	0.00069 (J)		<0.005
9/17/2020						0.002	
1/25/2021				<0.005			
1/26/2021	0.00034 (J)	0.0094	0.0045		0.0022	0.0033	<0.005
3/23/2021		0.0089	0.0098	0.00033 (J)	0.0023		
3/24/2021	0.00033 (J)					0.0024	<0.005
8/23/2021				<0.005	0.00077 (J)		
8/24/2021	<0.005	0.0087	0.0021				<0.005
8/25/2021						0.00092 (J)	
2/22/2022	0.00052 (J)	0.011	0.013	<0.005	0.0024	0.0014	
2/23/2022							<0.005
8/2/2022	<0.005	0.0093	0.002	<0.005	0.0022		
8/3/2022						0.0015	
8/4/2022							<0.005
2/7/2023	<0.005	0.011	0.013	<0.005	0.0025		
2/8/2023						0.0016	<0.005
8/1/2023	<0.005	0.01	0.0046	<0.005	0.0025	0.0012	
8/2/2023							<0.005
2/6/2024	0.00092 (J)	0.011	0.012	0.00088 (J)	0.0031	0.0023	

ND substitution: RL or RL/2 if <15% NDs.

Time Series

Constituent: Arsenic (mg/L) Analysis Run 4/30/2026 10:21 AM View: Descriptive

Plant McIntosh Client: Southern Company Data: McIntosh AP-1

	MGWA-5 (bg)	MGWA-6 (bg)	MGWA-6A (bg)	MGWA-10 (bg)	MGWA-11 (bg)	MGWC-1	MGWC-2
2/7/2024							<0.005
8/13/2024	<0.005	0.011	0.0076	<0.005	0.0033	0.0018	
8/14/2024							<0.005
2/3/2025	<0.005	0.011					
2/4/2025			0.011	0.0011	0.0033	0.0014	
2/5/2025							<0.005
8/5/2025	<0.005	0.0099	0.0032 (J)	<0.005	0.0024 (J)	<0.005	
8/6/2025							<0.005
2/2/2026			0.0066				
2/3/2026	<0.005	0.0075		<0.005	0.0034 (J)		<0.005
2/4/2026						0.0014 (J)	

ND substitution: RL or RL/2 if <15% NDs.

Time Series

Constituent: Arsenic (mg/L) Analysis Run 4/30/2026 10:21 AM View: Descriptive

Plant McIntosh Client: Southern Company Data: McIntosh AP-1

	MGWC-3	MGWC-7	MGWC-8	MGWC-12	MGWC-19	MGWC-20	MGWC-25
5/5/2016		0.00143 (J)	<0.005				
5/6/2016	0.00154 (J)						
6/21/2016	0.0016 (J)	0.0009 (J)	<0.005	0.0015 (J)			
8/15/2016		0.0012 (J)	<0.005				
8/16/2016	0.0017			0.00082 (J)			
9/28/2016		0.00084 (J)	<0.005				
9/29/2016	0.0013			0.0019			
11/16/2016	0.0014	<0.005	<0.005	0.0017			
1/17/2017	0.00056 (J)	<0.005	<0.005				
1/18/2017				0.00096 (J)			
3/2/2017	0.0018	0.0009 (J)	<0.005	0.00082 (J)			
4/18/2017	0.0018	0.0005 (J)	0.00059 (J)				
4/25/2017				<0.005			
7/13/2017				0.00047 (J)			
3/29/2018		0.00066 (J)		0.00053 (J)			
3/30/2018	0.0017		<0.005				
6/12/2018				0.00063 (J)			
6/13/2018	0.0015	<0.005	<0.005				
10/10/2018	0.0016	<0.005	<0.005	0.00098 (J)			
1/29/2019	0.00143	<0.005	<0.005	<0.005			
3/26/2019	0.0012 (J)	<0.005	<0.005	0.00079 (J)			
9/10/2019	0.0017	0.00074 (J)	0.00056 (J)	0.0011			
1/28/2020		0.00046 (J)		0.00051 (J)			
1/29/2020	0.0017		0.00047 (J)				
3/10/2020	<0.005	<0.005	<0.005	<0.005			
9/16/2020				<0.005			
9/17/2020	0.0015	0.00045 (J)	<0.005				
1/26/2021	0.0018	<0.005	<0.005	<0.005			
3/24/2021	0.0018	0.00046 (J)	0.00099 (J)	<0.005			
8/24/2021	0.0014						
8/25/2021		0.00055 (J)	<0.005	<0.005			
2/22/2022				0.00089 (J)			
2/23/2022	0.0016	0.0004 (J)	0.00044 (J)				
8/2/2022				0.0015			
8/3/2022	0.0016	0.00052 (J)					
8/4/2022			0.00075 (J)				
2/7/2023	0.0018			0.00098 (J)			
2/8/2023		<0.005	0.001				
8/1/2023	0.0017		0.00098 (J)				
8/2/2023		<0.005		<0.005			
2/6/2024		0.0012					
2/7/2024	0.0021		0.0017	0.0012			
8/14/2024	0.0022	<0.005	0.0019	<0.005			
2/4/2025	0.0021	0.001	0.0014	0.0011		0.0022	
2/5/2025					0.0014		
8/5/2025					0.0023 (J)	0.0014 (J)	
8/6/2025	0.0015 (J)	<0.005	<0.005	<0.005			
2/3/2026	0.0014 (J)	<0.005		<0.005			
2/4/2026			<0.005		0.0016 (J)	0.0018 (J)	
2/26/2026							<0.005

ND substitution: RL or RL/2 if <15% NDs.

Time Series

Constituent: Barium (mg/L) Analysis Run 4/30/2026 10:21 AM View: Descriptive

Plant McIntosh Client: Southern Company Data: McIntosh AP-1

	MGWA-5 (bg)	MGWA-6 (bg)	MGWA-6A (bg)	MGWA-10 (bg)	MGWA-11 (bg)	MGWC-1	MGWC-2
5/5/2016	0.0295	0.0595		0.0376			
5/6/2016						0.11	0.0605
6/20/2016	0.031			0.033	0.091		
6/21/2016		0.0539				0.165	0.0613
8/15/2016	0.032	0.053		0.029	0.11		
8/16/2016						0.094	0.052
9/28/2016	0.038	0.06		0.032	0.12	0.1	
9/29/2016							0.053
11/16/2016	0.035	0.052		0.027	0.11	0.096	0.056
1/16/2017				0.022			
1/17/2017	0.039	0.051			0.11		
1/18/2017							0.06
1/19/2017						0.12	
3/2/2017	0.037	0.043		0.027	0.11	0.097	0.056
4/18/2017	0.035	0.042		0.024	0.1	0.092	
4/19/2017							0.051
7/13/2017					0.087		
3/29/2018	0.037	0.043		0.021	0.11	0.095	
3/30/2018							0.049
6/12/2018	0.036			0.025	0.068		
6/13/2018		0.037				0.096	0.05
10/9/2018	0.034			0.024	0.072		
10/10/2018		0.037				0.095	0.046
1/28/2019				0.0249	0.0834		
1/29/2019	0.0363	0.0393	0.0421			0.107	0.0496
3/25/2019	0.035		0.044	0.023	0.11		
3/26/2019		0.033				0.096	0.048
9/10/2019	0.035	0.04	0.042	0.031	0.13	0.11	0.053
1/28/2020	0.034	0.034	0.037	0.025	0.13		
1/29/2020						0.11	0.051
3/9/2020				0.023	0.094		
3/10/2020	0.043	0.031	0.035			0.13	0.049
9/16/2020	0.037	0.028	0.034	0.025	0.078		0.048
9/17/2020						0.11	
1/25/2021				0.023			
1/26/2021	0.039	0.029	0.03		0.13	0.14	0.049
3/23/2021		0.028	0.031	0.02	0.13		
3/24/2021	0.032					0.1	0.049
8/23/2021				0.024	0.096		
8/24/2021	0.027	0.026	0.026				0.047
8/25/2021						0.11	
2/22/2022	0.038	0.03	0.034	0.022	0.13	0.11	
2/23/2022							0.046
8/2/2022	0.031	0.034	0.023	0.018	0.12		
8/3/2022						0.11	
8/4/2022							0.042
2/7/2023	0.028	0.03	0.032	0.021	0.1		
2/8/2023						0.1	0.044
8/1/2023	0.037	0.029	0.029	0.021	0.12	0.1	
8/2/2023							0.04
2/6/2024	0.039	0.029	0.031	0.023	0.13	0.12	
2/7/2024							0.047

Time Series

Constituent: Barium (mg/L) Analysis Run 4/30/2026 10:21 AM View: Descriptive

Plant McIntosh Client: Southern Company Data: McIntosh AP-1

	MGWA-5 (bg)	MGWA-6 (bg)	MGWA-6A (bg)	MGWA-10 (bg)	MGWA-11 (bg)	MGWC-1	MGWC-2
8/13/2024	0.038	0.029	0.033	0.023	0.11	0.11	
8/14/2024							0.045
2/3/2025	0.039	0.03					
2/4/2025			0.034	0.019	0.15	0.12	
2/5/2025							0.057
8/5/2025	0.032	0.025	0.028	0.022	0.12	0.11	
8/6/2025							0.044
2/2/2026			0.027				
2/3/2026	0.035	0.021		0.02	0.13		0.043
2/4/2026						0.1	

Time Series

Constituent: Barium (mg/L) Analysis Run 4/30/2026 10:21 AM View: Descriptive

Plant McIntosh Client: Southern Company Data: McIntosh AP-1

	MGWC-3	MGWC-7	MGWC-8	MGWC-12	MGWC-19	MGWC-20	MGWC-25
5/5/2016		0.039	0.0364				
5/6/2016	0.151						
6/21/2016	0.174	0.0152	0.0386	0.0439			
8/15/2016		0.015	0.03				
8/16/2016	0.13			0.041			
9/28/2016		0.014	0.034				
9/29/2016	0.14			0.052			
11/16/2016	0.14	0.013	0.034	0.044			
1/17/2017	0.16	0.014	0.038				
1/18/2017				0.056			
3/2/2017	0.15	0.013	0.037	0.04			
4/18/2017	0.14	0.011	0.04				
4/25/2017				0.042			
7/13/2017				0.043			
3/29/2018		0.01		0.061			
3/30/2018	0.13		0.041				
6/12/2018				0.063			
6/13/2018	0.14	0.0098	0.038				
10/10/2018	0.13	0.011	0.035	0.071			
1/29/2019	0.138	0.00873	0.0344	0.06			
3/26/2019	0.13	0.0086	0.032	0.06			
9/10/2019	0.15	0.012	0.035	0.073			
1/28/2020		0.012		0.069			
1/29/2020	0.15		0.033				
3/10/2020	0.15	0.013	0.036	0.056			
9/16/2020				0.1			
9/17/2020	0.16	0.0091 (J)	0.028				
1/26/2021	0.16	0.007 (J)	0.028	0.06			
3/24/2021	0.16	0.011	0.054	0.056			
8/24/2021	0.16						
8/25/2021		0.013	0.031	0.051			
2/22/2022				0.067			
2/23/2022	0.17	0.014	0.036				
8/2/2022				0.057			
8/3/2022	0.15	0.018					
8/4/2022			0.043				
2/7/2023	0.16			0.06			
2/8/2023		0.02	0.052				
8/1/2023	0.16		0.056				
8/2/2023		0.015		0.055			
2/6/2024		0.024					
2/7/2024	0.18		0.061	0.055			
8/14/2024	0.15	0.019	0.064	0.048			
2/4/2025	0.15	0.019	0.065	0.061		0.043	
2/5/2025					0.025		
8/5/2025					0.027	0.034	
8/6/2025	0.13	0.016	0.057	0.075			
2/3/2026	0.12	0.015		0.12			
2/4/2026			0.056		0.026	0.036	
2/26/2026							0.019

Time Series

Constituent: Beryllium (mg/L) Analysis Run 4/30/2026 10:21 AM View: Descriptive

Plant McIntosh Client: Southern Company Data: McIntosh AP-1

	MGWA-5 (bg)	MGWA-6 (bg)	MGWA-6A (bg)	MGWA-10 (bg)	MGWA-11 (bg)	MGWC-1	MGWC-2
5/5/2016	<0.001	<0.001		<0.001			
5/6/2016						<0.001	<0.001
6/20/2016	<0.001			3.3E-05 (J)	<0.001		
6/21/2016		<0.001				<0.001	<0.001
8/15/2016	<0.001	<0.001		<0.001	<0.001		
8/16/2016						<0.001	<0.001
9/28/2016	<0.001	<0.001		<0.001	<0.001	<0.001	
9/29/2016							<0.001
11/16/2016	<0.001	<0.001		<0.001	<0.001	<0.001	<0.001
1/16/2017				<0.001			
1/17/2017	<0.001	<0.001			<0.001		
1/18/2017							<0.001
1/19/2017						<0.001	
3/2/2017	<0.001	<0.001		<0.001	<0.001	<0.001	<0.001
4/18/2017	<0.001	<0.001		<0.001	<0.001	<0.001	
4/19/2017							<0.001
7/13/2017					<0.001		
3/29/2018	<0.001	<0.001		<0.001	<0.001	<0.001	
3/30/2018							<0.001
6/12/2018	<0.001			<0.001	<0.001		
6/13/2018		<0.001				<0.001	<0.001
10/9/2018	<0.001			<0.001	<0.001		
10/10/2018		<0.001				<0.001	<0.001
1/28/2019				<0.001	<0.001		
1/29/2019	<0.001	<0.001	<0.001			<0.001	<0.001
1/28/2020	<0.001	<0.001	<0.001	<0.001	0.0004 (J)		
1/29/2020						0.00018 (J)	<0.001
3/9/2020				0.00045 (J)	0.00018 (J)		
3/10/2020	<0.001	<0.001	<0.001			<0.001	<0.001
9/16/2020	<0.001	<0.001	<0.001	<0.001	<0.001		<0.001
9/17/2020						<0.001	
1/25/2021				<0.001			
1/26/2021	<0.001	<0.001	<0.001		<0.001	<0.001	<0.001
3/23/2021		<0.001	<0.001	0.00022 (J)	<0.001		
3/24/2021	<0.001					<0.001	<0.001
8/23/2021				<0.001	<0.001		
8/24/2021	<0.001	<0.001	<0.001				<0.001
8/25/2021						<0.001	
2/22/2022	<0.001	<0.001	<0.001	<0.001	<0.001	<0.001	
2/23/2022							<0.001
8/2/2022	<0.001	<0.001	<0.001	<0.001	<0.001		
8/3/2022						<0.001	
8/4/2022							<0.001
2/7/2023	<0.001	<0.001	<0.001	<0.001	<0.001		
2/8/2023						<0.001	<0.001
8/1/2023	<0.001	<0.001	<0.001	<0.001	<0.001	<0.001	
8/2/2023							<0.001
2/6/2024	<0.001	<0.001	<0.001	<0.001	<0.001	<0.001	
2/7/2024							<0.001
8/13/2024	<0.001	<0.001	<0.001	<0.001	<0.001	<0.001	
8/14/2024							<0.001
2/3/2025	<0.001	<0.001					

ND substitution: RL or RL/2 if <15% NDs.

Time Series

Constituent: Beryllium (mg/L) Analysis Run 4/30/2026 10:21 AM View: Descriptive

Plant McIntosh Client: Southern Company Data: McIntosh AP-1

	MGWA-5 (bg)	MGWA-6 (bg)	MGWA-6A (bg)	MGWA-10 (bg)	MGWA-11 (bg)	MGWC-1	MGWC-2
2/4/2025			<0.001	<0.001	<0.001	<0.001	
2/5/2025							<0.001
8/5/2025	<0.001	<0.001	<0.001	<0.001	<0.001	<0.001	
8/6/2025							<0.001
2/2/2026			<0.001				
2/3/2026	<0.001	<0.001		<0.001	<0.001		<0.001
2/4/2026						<0.001	

ND substitution: RL or RL/2 if <15% NDs.

Time Series

Constituent: Beryllium (mg/L) Analysis Run 4/30/2026 10:21 AM View: Descriptive

Plant McIntosh Client: Southern Company Data: McIntosh AP-1

	MGWC-3	MGWC-7	MGWC-8	MGWC-12	MGWC-19	MGWC-20	MGWC-25
5/5/2016		<0.001	<0.001				
5/6/2016	<0.001						
6/21/2016	<0.001	<0.001	0.0004 (J)	<0.001			
8/15/2016		<0.001	0.00053 (J)				
8/16/2016	<0.001			<0.001			
9/28/2016		<0.001	0.00049 (J)				
9/29/2016	<0.001			<0.001			
11/16/2016	<0.001	<0.001	0.0004 (J)	<0.001			
1/17/2017	<0.001	<0.001	0.00084 (J)				
1/18/2017				<0.001			
3/2/2017	<0.001	<0.001	0.00068 (J)	<0.001			
4/18/2017	<0.001	<0.001	0.00067 (J)				
4/25/2017				<0.001			
7/13/2017				<0.001			
3/29/2018		<0.001		<0.001			
3/30/2018	<0.001		0.0015 (J)				
6/12/2018				<0.001			
6/13/2018	<0.001	<0.001	0.0012 (J)				
10/10/2018	<0.001	<0.001	0.0016 (J)	<0.001			
1/29/2019	<0.001	<0.001	<0.001	<0.001			
1/28/2020		<0.001		<0.001			
1/29/2020	0.00031 (J)		0.0019				
3/10/2020	<0.001	<0.001	0.0013 (J)	<0.001			
9/16/2020				<0.001			
9/17/2020	<0.001	<0.001	0.0019 (J)				
1/26/2021	<0.001	<0.001	0.0018 (J)	<0.001			
3/24/2021	<0.001	<0.001	<0.001	<0.001			
8/24/2021	<0.001						
8/25/2021		<0.001	0.0015 (J)	<0.001			
2/22/2022				<0.001			
2/23/2022	<0.001	<0.001	0.0014 (J)				
8/2/2022				<0.001			
8/3/2022	<0.001	<0.001					
8/4/2022			0.00064 (J)				
2/7/2023	<0.001			<0.001			
2/8/2023		<0.001	0.0002 (J)				
8/1/2023	<0.001		0.00025 (J)				
8/2/2023		<0.001		<0.001			
2/6/2024		<0.001					
2/7/2024	<0.001		<0.001	<0.001			
8/14/2024	<0.001	<0.001	<0.001	<0.001			
2/4/2025	<0.001	<0.001	<0.001	<0.001		<0.001	
2/5/2025					<0.001		
8/5/2025					<0.001	<0.001	
8/6/2025	<0.001	<0.001	<0.001	<0.001			
2/3/2026	<0.001	<0.001		<0.001			
2/4/2026			0.00019 (J)		<0.001	<0.001	
2/26/2026							0.0021

ND substitution: RL or RL/2 if <15% NDs.

Time Series

Constituent: Boron (mg/L) Analysis Run 4/30/2026 10:21 AM View: Descriptive

Plant McIntosh Client: Southern Company Data: McIntosh AP-1

	MGWA-5 (bg)	MGWA-6 (bg)	MGWA-6A (bg)	MGWA-10 (bg)	MGWA-11 (bg)	MGWC-1	MGWC-2
5/5/2016	<0.08	0.157		<0.08			
5/6/2016						0.567	3.78
6/20/2016	0.013 (J)			0.011 (J)	0.017 (J)		
6/21/2016		0.124				1.55	3.1
8/15/2016	0.023 (J)	0.18		0.022 (J)	0.032 (J)		
8/16/2016						0.85	2.8
9/28/2016	<0.08	0.17		0.023 (J)	0.021 (J)	0.7	
9/29/2016							3.1
11/16/2016	<0.08	0.17		<0.08	<0.08	0.88	3.9
1/16/2017				0.021 (J)			
1/17/2017	<0.08	0.17			<0.08		
1/18/2017							3.7
1/19/2017						1.5	
3/2/2017	<0.08	0.14		<0.08	<0.08	0.89	3.3
4/18/2017	<0.08	0.14		<0.08	<0.08	1.1	
4/19/2017							3.7
7/13/2017					<0.08		
10/10/2017	<0.08	0.12		0.021 (J)	0.025 (J)	1.9	3.4
6/12/2018	<0.08			<0.08	<0.08		
6/13/2018		0.11				1.2	3
10/9/2018	<0.08			<0.08	<0.08		
10/10/2018		0.096				1.2	3
1/29/2019			<0.08				
3/25/2019	<0.08		<0.08	<0.08	<0.08		
3/26/2019		0.079				1.3	2.6
9/10/2019	<0.08	0.097	0.04 (J)	<0.08	<0.08	1.5	2.4
3/9/2020				0.045 (J)	<0.08		
3/10/2020	<0.08	0.051 (J)	<0.08			1.9	2.3
9/16/2020	<0.08	0.041 (J)	0.04 (J)	<0.08	0.045 (J)		2.1
9/17/2020						1.8	
3/23/2021		<0.08	<0.08	<0.08	0.047 (J)		
3/24/2021	<0.08					0.57	2.4
8/23/2021				<0.08	0.043 (J)		
8/24/2021	<0.08	<0.08	<0.08				2.2
8/25/2021						1.7	
2/22/2022	<0.08	<0.08	<0.08	<0.08	<0.08	1.7	
2/23/2022							2
8/2/2022	<0.08	<0.08	<0.08	<0.08	<0.08		
8/3/2022						1.7	
8/4/2022							1.9
2/7/2023	0.022 (J)	0.028 (J)	0.039 (J)	<0.08	0.028 (J)		
2/8/2023						1.5	1.8
8/1/2023	0.037 (J)	0.057 (J)	0.038 (J)	0.035 (J)	0.045 (J)	1.6	
8/2/2023							1.8
2/6/2024	0.044 (J)	0.026 (J)	0.084	<0.08	0.047 (J)	1.6	
2/7/2024							1.9
8/13/2024	0.026 (J)	0.031 (J)	0.033 (J)	<0.08	0.026 (J)	1.7	
8/14/2024							1.7
2/3/2025	0.081	0.028 (J)					
2/4/2025			0.03 (J)	<0.08	0.035 (J)	1.6	
2/5/2025							1.7
8/5/2025	<0.08	<0.08	<0.08	<0.08	<0.08	1.7	

ND substitution: RL or RL/2 if <15% NDs.

Time Series

Constituent: Boron (mg/L) Analysis Run 4/30/2026 10:21 AM View: Descriptive

Plant McIntosh Client: Southern Company Data: McIntosh AP-1

	MGWA-5 (bg)	MGWA-6 (bg)	MGWA-6A (bg)	MGWA-10 (bg)	MGWA-11 (bg)	MGWC-1	MGWC-2
8/6/2025							1.6
2/2/2026			<0.08				
2/3/2026	<0.08	<0.08		<0.08	0.026 (J)		1.7
2/4/2026						1.5	

ND substitution: RL or RL/2 if <15% NDs.

Time Series

Constituent: Boron (mg/L) Analysis Run 4/30/2026 10:21 AM View: Descriptive

Plant McIntosh Client: Southern Company Data: McIntosh AP-1

	MGWC-3	MGWC-7	MGWC-8	MGWC-12	MGWC-19	MGWC-20	MGWC-25
5/5/2016		0.855	0.976				
5/6/2016	0.926						
6/21/2016	0.792	1.15	0.862	0.0201 (J)			
8/15/2016		1.3	0.8				
8/16/2016	1			0.055			
9/28/2016		1.3	0.8				
9/29/2016	1			<0.08			
11/16/2016	1.2	1.3	0.98	0.055			
1/17/2017	1.3	1.3	1.6				
1/18/2017				0.097			
3/2/2017	1.3	1.3	1.8	0.064			
4/18/2017	1.8	1.5	2.4				
4/25/2017				<0.08			
7/13/2017				<0.08			
10/10/2017	1.7	1.4	4.2	<0.08			
6/12/2018				<0.08			
6/13/2018	1.6	1.4	4.9				
10/10/2018	1.6	1.4	5.1	0.034 (J)			
3/26/2019	1.5	1.5	5.1	0.032 (J)			
9/10/2019	1.5	1.5	4.8	0.06 (J)			
3/10/2020	1.3	1.4	4	<0.08			
9/16/2020				<0.08			
9/17/2020	1.2	1.4	4.4				
3/24/2021	1.2	1.5	3.6	<0.08			
8/24/2021	0.97						
8/25/2021		1.6	4.2	0.11			
2/22/2022				<0.08			
2/23/2022	0.83	2.1	4.1				
8/2/2022				0.071 (J)			
8/3/2022	0.76	2.3					
8/4/2022			4.3				
2/7/2023	0.63			0.067 (J)			
2/8/2023		2.1	3.9				
8/1/2023	0.65		4.3				
8/2/2023		2.2		0.062 (J)			
2/6/2024		2.4					
2/7/2024	0.59		5.1	0.023 (J)			
8/14/2024	0.42	2.1	5.1	0.029 (J)			
12/9/2024					1.3	1.4	
2/4/2025	0.45	2.4	5.9	0.03 (J)		1.6	
2/5/2025					1.4		
8/5/2025					1.5	1.3	
8/6/2025	0.26	2.1	5.1	<0.08			
2/3/2026	0.23	2.4		<0.08			
2/4/2026			5.3		1.6	1.4	
2/26/2026							1.6

ND substitution: RL or RL/2 if <15% NDs.

Time Series

Constituent: Cadmium (mg/L) Analysis Run 4/30/2026 10:21 AM View: Descriptive

Plant McIntosh Client: Southern Company Data: McIntosh AP-1

	MGWA-5 (bg)	MGWA-6 (bg)	MGWA-6A (bg)	MGWA-10 (bg)	MGWA-11 (bg)	MGWC-1	MGWC-2
5/5/2016	<0.0007	<0.0007		<0.0007			
5/6/2016						0.000126 (J)	0.00166
6/20/2016	<0.0007			<0.0007	<0.0007		
6/21/2016		<0.0007				0.0005 (J)	0.0008 (J)
8/15/2016	<0.0007	<0.0007		<0.0007	<0.0007		
8/16/2016						<0.0007	0.0034
9/28/2016	<0.0007	<0.0007		<0.0007	<0.0007	<0.0007	
9/29/2016							0.0027
11/16/2016	<0.0007	<0.0007		<0.0007	<0.0007	<0.0007	0.0022 (J)
1/16/2017				<0.0007			
1/17/2017	<0.0007	<0.0007			<0.0007		
1/18/2017							0.008
1/19/2017						<0.0007	
3/2/2017	<0.0007	<0.0007		<0.0007	<0.0007	<0.0007	0.005
4/18/2017	<0.0007	<0.0007		<0.0007	<0.0007	<0.0007	
4/19/2017							0.0011 (J)
7/13/2017					<0.0007		
3/29/2018	<0.0007	<0.0007		<0.0007	<0.0007	<0.0007	
3/30/2018							0.0016 (J)
6/12/2018	<0.0007			<0.0007	<0.0007		
6/13/2018		<0.0007				<0.0007	0.0016 (J)
10/9/2018	<0.0007			<0.0007	<0.0007		
10/10/2018		<0.0007				<0.0007	0.001 (J)
1/28/2019				<0.0007	<0.0007		
1/29/2019	<0.0007	<0.0007	<0.0007			<0.0007	0.00315
3/25/2019	<0.0007		<0.0007	<0.0007	<0.0007		
3/26/2019		<0.0007				<0.0007	0.0019 (J)
9/10/2019	<0.0007	<0.0007	<0.0007	<0.0007	<0.0007	0.00017 (J)	0.0011
1/28/2020	<0.0007	<0.0007	<0.0007	<0.0007	<0.0007		
1/29/2020						<0.0007	0.0054
3/9/2020				0.00023 (J)	<0.0007		
3/10/2020	<0.0007	<0.0007	<0.0007			<0.0007	0.0011 (J)
9/16/2020	<0.0007	<0.0007	<0.0007	<0.0007	<0.0007		0.00053 (J)
9/17/2020						<0.0007	
1/25/2021				<0.0007			
1/26/2021	<0.0007	<0.0007	<0.0007		<0.0007	0.00024 (J)	0.0011 (J)
3/23/2021		<0.0007	<0.0007	<0.0007	<0.0007		
3/24/2021	<0.0007					<0.0007	0.0022 (J)
8/23/2021				<0.0007	<0.0007		
8/24/2021	<0.0007	<0.0007	<0.0007				0.00054 (J)
8/25/2021						<0.0007	
2/22/2022	<0.0007	<0.0007	<0.0007	<0.0007	<0.0007	<0.0007	
2/23/2022							0.0039
8/2/2022	<0.0007	<0.0007	<0.0007	<0.0007	<0.0007		
8/3/2022						8.5E-05 (J)	
8/4/2022							0.0002 (J)
2/7/2023	<0.0007	<0.0007	<0.0007	<0.0007	<0.0007		
2/8/2023						0.00012 (J)	0.0021 (J)
8/1/2023	<0.0007	<0.0007	<0.0007	<0.0007	<0.0007	<0.0007	
8/2/2023							0.00032 (J)
2/6/2024	<0.0007	<0.0007	<0.0007	<0.0007	<0.0007	<0.0007	
2/7/2024							0.00034 (J)

ND substitution: RL or RL/2 if <15% NDs.

Time Series

Constituent: Cadmium (mg/L) Analysis Run 4/30/2026 10:21 AM View: Descriptive

Plant McIntosh Client: Southern Company Data: McIntosh AP-1

	MGWA-5 (bg)	MGWA-6 (bg)	MGWA-6A (bg)	MGWA-10 (bg)	MGWA-11 (bg)	MGWC-1	MGWC-2
8/13/2024	<0.0007	<0.0007	<0.0007	<0.0007	<0.0007	<0.0007	
8/14/2024							0.00068 (J)
2/3/2025	<0.0007	<0.0007					
2/4/2025			<0.0007	<0.0007	<0.0007	<0.0007	
2/5/2025							0.00021 (J)
8/5/2025	<0.0007	<0.0007	<0.0007	<0.0007	<0.0007	<0.0007	
8/6/2025							<0.0007
2/2/2026			<0.0007				
2/3/2026	<0.0007	<0.0007		<0.0007	<0.0007		<0.0007
2/4/2026						<0.0007	

ND substitution: RL or RL/2 if <15% NDs.

Time Series

Constituent: Cadmium (mg/L) Analysis Run 4/30/2026 10:21 AM View: Descriptive

Plant McIntosh Client: Southern Company Data: McIntosh AP-1

	MGWC-3	MGWC-7	MGWC-8	MGWC-12	MGWC-19	MGWC-20	MGWC-25
5/5/2016		<0.0007	0.000784 (J)				
5/6/2016	<0.0007						
6/21/2016	<0.0007	<0.0007	0.0003 (J)	<0.0007			
8/15/2016		<0.0007	<0.0025				
8/16/2016	<0.0007			<0.0007			
9/28/2016		<0.0007	<0.0025				
9/29/2016	<0.0007			<0.0007			
11/16/2016	<0.0007	<0.0007	<0.0025	<0.0007			
1/17/2017	<0.0007	<0.0007	<0.0025				
1/18/2017				<0.0007			
3/2/2017	<0.0007	<0.0007	<0.0025	<0.0007			
4/18/2017	<0.0007	<0.0007	0.00044 (J)				
4/25/2017				<0.0007			
7/13/2017				<0.0007			
3/29/2018		<0.0007		<0.0007			
3/30/2018	<0.0007		0.00058 (J)				
6/12/2018				<0.0007			
6/13/2018	<0.0007	<0.0007	0.00076 (J)				
10/10/2018	<0.0007	<0.0007	0.00035 (J)	<0.0007			
1/29/2019	<0.0007	<0.0007	<0.0025	<0.0007			
3/26/2019	<0.0007	<0.0007	0.0005 (J)	<0.0007			
9/10/2019	<0.0007	<0.0007	0.00079 (J)	<0.0007			
1/28/2020		<0.0007		<0.0007			
1/29/2020	<0.0007		0.0009 (J)				
3/10/2020	<0.0007	<0.0007	0.0011 (J)	<0.0007			
9/16/2020				<0.0007			
9/17/2020	<0.0007	0.00023 (J)	0.00072 (J)				
1/26/2021	<0.0007	<0.0007	0.0016 (J)	<0.0007			
3/24/2021	<0.0007	<0.0007	0.001 (J)	<0.0007			
8/24/2021	<0.0007						
8/25/2021		<0.0007	0.0046	<0.0007			
2/22/2022				<0.0007			
2/23/2022	<0.0007	<0.0007	0.0014 (J)				
8/2/2022				<0.0007			
8/3/2022	<0.0007	0.00041 (J)					
8/4/2022			0.0037				
2/7/2023	<0.0007			<0.0007			
2/8/2023		<0.0007	0.0018 (J)				
8/1/2023	<0.0007		0.002 (J)				
8/2/2023		0.00031 (J)		<0.0007			
2/6/2024		<0.0007					
2/7/2024	<0.0007		0.0034	<0.0007			
8/14/2024	<0.0007	0.00012 (J)	0.0085	<0.0007			
2/4/2025	<0.0007	<0.0007	0.0076	<0.0007		0.0049	
2/5/2025					<0.0007		
8/5/2025					<0.0007	0.0034	
8/6/2025	<0.0007	<0.0007	0.0072	<0.0007			
2/3/2026	<0.0007	0.00025 (J)		<0.0007			
2/4/2026			0.0045		<0.0007	0.0038	
2/26/2026							<0.0007

ND substitution: RL or RL/2 if <15% NDs.

Time Series

Constituent: Calcium (mg/L) Analysis Run 4/30/2026 10:21 AM View: Descriptive

Plant McIntosh Client: Southern Company Data: McIntosh AP-1

	MGWA-5 (bg)	MGWA-6 (bg)	MGWA-6A (bg)	MGWA-10 (bg)	MGWA-11 (bg)	MGWC-1	MGWC-2
5/5/2016	27	105		8.83			
5/6/2016						92.5	131
6/20/2016	29.4			8.1	35.5		
6/21/2016		91.2				119	119
8/15/2016	26	94		6.1	34		
8/16/2016						84	120
9/28/2016	31	110		7.2	38	92	
9/29/2016							140
11/16/2016	26	98		5.2	33	83	120
1/16/2017				3.8			
1/17/2017	29	100			34		
1/18/2017							130
1/19/2017						110	
3/2/2017	28	100		5.4	35	89	120
4/18/2017	27	110		5	33	100	
4/19/2017							120
7/13/2017					30		
10/10/2017	31	110		4.8	39	120	130
6/12/2018	25			4.8	26		
6/13/2018		100				100	120
10/9/2018	29			4.5	29		
10/10/2018		100				100	120
12/5/2018					28		
1/29/2019			95.1				
3/25/2019	27		89	4.6	37		
3/26/2019		100				100	110
9/10/2019	27	110	86	4.9	36	110	110
3/9/2020				4	32		
3/10/2020	29	100	90			120	110
9/16/2020	28	100	93	6.8	30		110
9/17/2020						110	
3/23/2021		110	97	4	42		
3/24/2021	28					100	120
8/23/2021				5.8	34		
8/24/2021	27	100	83				110
8/25/2021						120	
2/22/2022	25	97	90	3.3	36	100	
2/23/2022							100
8/2/2022	26	110	94	3.1	36		
8/3/2022						110	
8/4/2022							98
2/7/2023	26	110	99	3.6	34		
2/8/2023						110	100
8/1/2023	28	110	110	3.9	39	110	
8/2/2023							100
2/6/2024	26	100	100	3.9	40	110	
2/7/2024							110
8/13/2024	28	110	110	4.2	35	120	
8/14/2024							110
2/3/2025	29	110					
2/4/2025			110	3.2	44	120	
2/5/2025							100

Time Series

Constituent: Calcium (mg/L) Analysis Run 4/30/2026 10:21 AM View: Descriptive

Plant McIntosh Client: Southern Company Data: McIntosh AP-1

	MGWA-5 (bg)	MGWA-6 (bg)	MGWA-6A (bg)	MGWA-10 (bg)	MGWA-11 (bg)	MGWC-1	MGWC-2
8/5/2025	25	93	94	6.4	35	110	
8/6/2025							100
2/2/2026			98				
2/3/2026	27	99		3.3	40		99
2/4/2026						110	

Time Series

Constituent: Calcium (mg/L) Analysis Run 4/30/2026 10:21 AM View: Descriptive

Plant McIntosh Client: Southern Company Data: McIntosh AP-1

	MGWC-3	MGWC-7	MGWC-8	MGWC-12	MGWC-19	MGWC-20	MGWC-25
5/5/2016		45	41.2				
5/6/2016	109						
6/21/2016	99.7	52.8	44.7	25.5			
8/15/2016		50	27				
8/16/2016	97			25			
9/28/2016		58	32				
9/29/2016	100			30			
11/16/2016	94	50	27	26			
1/17/2017	100	52	32				
1/18/2017				32			
3/2/2017	99	52	33	26			
4/18/2017	120	56	59				
4/25/2017				26			
7/13/2017				26			
10/10/2017	110	56	74	28			
6/12/2018				30			
6/13/2018	100	51	84				
10/10/2018	96	51	87	35			
12/5/2018		49					
3/26/2019	99	52	96	33			
9/10/2019	99	53	97	33			
3/10/2020	110	55	100	30			
9/16/2020				25			
9/17/2020	110	48	100				
3/24/2021	120	51	120	32			
8/24/2021	110						
8/25/2021		59	96	31			
2/22/2022				35			
2/23/2022	120	61	97				
8/2/2022				34			
8/3/2022	110	66					
8/4/2022			100				
2/7/2023	110			30			
2/8/2023		65	110				
8/1/2023	120		120				
8/2/2023		57		31			
2/6/2024		56					
2/7/2024	100		120	29			
8/14/2024	110	60	130	28			
12/9/2024					120	47	
2/4/2025	110	61	130	36		49	
2/5/2025					110		
8/5/2025					100	40	
8/6/2025	93	54	110	28			
2/3/2026	89	53		33			
2/4/2026			110		110	45	
2/26/2026							27

Time Series

Constituent: Chloride (mg/L) Analysis Run 4/30/2026 10:21 AM View: Descriptive

Plant McIntosh Client: Southern Company Data: McIntosh AP-1

	MGWA-5 (bg)	MGWA-6 (bg)	MGWA-6A (bg)	MGWA-10 (bg)	MGWA-11 (bg)	MGWC-1	MGWC-2
5/5/2016	6.51	9.67		7.35			
5/6/2016						13.2	41
6/20/2016	5.9			7	4.3		
6/21/2016		9.2				15	20
8/15/2016	6.4	10		7.5	4.1		
8/16/2016						14	20
9/28/2016	6.1	10		7	3.9	14	
9/29/2016							19
11/16/2016	6.1	10		7.5	4.1	14	20
1/16/2017				7.7			
1/17/2017	5.7	9.4			3.9		
1/18/2017							18
1/19/2017						14	
3/2/2017	5.3	8.6		6.9	3.5	13	18
4/18/2017	5.3	8.9		6.8	3.7	13	
4/19/2017							17
7/13/2017					4.2		
10/10/2017	5.3	8.3		6.9	3.4	14	16
6/12/2018	5.1			6.7	4.6		
6/13/2018		7				13	16
10/9/2018	5.6			7.1	4.5		
10/10/2018		6.9				14	15
12/5/2018					4.1		
1/29/2019			4.51				
3/25/2019	4.7		4.4	6.8	3.4		
3/26/2019		5.8				13	14
9/10/2019	5.1	6	4.2	7	3.5	13	13
3/9/2020				7.4	4.5		
3/10/2020	5.4	5.1	4			14	12
9/16/2020	5.2	4.3	3.7	7	4.6		12
9/17/2020						14	
3/23/2021		4	4.1	7.8	3.8		
3/24/2021	5.5					14	13
8/23/2021				7.3	4.4		
8/24/2021	5.5	4	3.9				13
8/25/2021						14	
2/22/2022	5.1	4	3.3	7.1	3.1	13	
2/23/2022							13
8/2/2022	3.5	2.6	2.8	7.4	3.4		
8/3/2022						13	
8/4/2022							12
2/7/2023	4.7	3.1	3.2	7	4.2		
2/8/2023						12	11
8/1/2023	5.2	3.3	3.4	7.4	3.3	13	
8/2/2023							12
2/6/2024	4.9	3.1	3.2	7.2	3.3	12	
2/7/2024							12
8/13/2024	5.2	3.4	3.5	7.6	4.9	13	
8/14/2024							12
2/3/2025	5.4	3.4					
2/4/2025			3.5	8	3.8	20	
2/5/2025							12

Time Series

Constituent: Chloride (mg/L) Analysis Run 4/30/2026 10:21 AM View: Descriptive

Plant McIntosh Client: Southern Company Data: McIntosh AP-1

	MGWA-5 (bg)	MGWA-6 (bg)	MGWA-6A (bg)	MGWA-10 (bg)	MGWA-11 (bg)	MGWC-1	MGWC-2
8/5/2025	<1	3	3.1	6.9	3.5	13	
8/6/2025							12
2/2/2026			6.6				
2/3/2026	5	2.8		6.9	3.4		12
2/4/2026						12	

ND substitution: RL or RL/2 if <15% NDs.

Time Series

Constituent: Chloride (mg/L) Analysis Run 4/30/2026 10:21 AM View: Descriptive

Plant McIntosh Client: Southern Company Data: McIntosh AP-1

	MGWC-3	MGWC-7	MGWC-8	MGWC-12	MGWC-19	MGWC-20	MGWC-25
5/5/2016		13	10.1				
5/6/2016	12.5						
6/21/2016	13	13	10	4.4			
8/15/2016		14	9.5				
8/16/2016	13			4.6			
9/28/2016		13	9.2				
9/29/2016	13			4.4			
11/16/2016	14	13	9.5	4.5			
1/17/2017	14	13	10				
1/18/2017				4.2			
3/2/2017	13	13	9.3	3.9			
4/18/2017	13	12	10				
4/25/2017				4			
7/13/2017				4			
10/10/2017	14	12	11	4			
6/12/2018				4			
6/13/2018	13	12	11				
10/10/2018	14	12	10	4.2			
12/5/2018		11					
3/26/2019	14	11	11	3.8			
9/10/2019	13	9.9	10	4.1			
3/10/2020	15	10	12	4.1			
9/16/2020				5.1			
9/17/2020	14	9.6	10				
3/24/2021	14	10	18	5.7			
8/24/2021	14						
8/25/2021		9.9	11	4.9			
2/22/2022				4			
2/23/2022	14	9.8	11				
8/2/2022				4.9			
8/3/2022	13	11					
8/4/2022			13				
2/7/2023	11			4.2			
2/8/2023		11	13				
8/1/2023	12		13				
8/2/2023		11		4.5			
2/6/2024		10					
2/7/2024	11		13	4.9			
8/14/2024	11	11	13	5.5			
12/9/2024					16	16	
2/4/2025	19	10	11	5.7		14	
2/5/2025					13		
8/5/2025					13	13	
8/6/2025	9.4	9.9	10	5.6			
2/3/2026	9.7	9.5		5.6			
2/4/2026			11		14	13	
2/26/2026							8.2

Time Series

Constituent: Chromium (mg/L) Analysis Run 4/30/2026 10:21 AM View: Descriptive

Plant McIntosh Client: Southern Company Data: McIntosh AP-1

	MGWA-5 (bg)	MGWA-6 (bg)	MGWA-6A (bg)	MGWA-10 (bg)	MGWA-11 (bg)	MGWC-1	MGWC-2
5/5/2016	<0.005	<0.005		0.00249 (J)			
5/6/2016						<0.005	<0.005
6/20/2016	0.00024 (J)			0.0026 (J)	0.00066 (J)		
6/21/2016		<0.005				<0.005	<0.005
8/15/2016	<0.005	<0.005		0.0029	<0.005		
8/16/2016						<0.005	<0.005
9/28/2016	<0.005	<0.005		0.0027	<0.005	<0.005	
9/29/2016							<0.005
11/16/2016	<0.005	<0.005		0.0026	<0.005	<0.005	<0.005
1/16/2017				0.0029			
1/17/2017	<0.005	<0.005			<0.005		
1/18/2017							<0.005
1/19/2017						<0.005	
3/2/2017	0.0032	0.0032		0.0063	0.003	0.0036	0.0033
4/18/2017	<0.005	<0.005		0.0031	<0.005	<0.005	
4/19/2017							<0.005
7/13/2017					<0.005		
3/29/2018	<0.005	<0.005		0.0039	<0.005	<0.005	
3/30/2018							<0.005
6/12/2018	<0.005			0.0038	<0.005		
6/13/2018		<0.005				<0.005	<0.005
10/9/2018	<0.005			0.0037	<0.005		
10/10/2018		<0.005				<0.005	<0.005
1/28/2019				0.00545	<0.005		
1/29/2019	<0.005	<0.005	<0.005			<0.005	<0.005
1/28/2020	<0.005	<0.005	<0.005	0.0044	<0.005		
1/29/2020						<0.005	<0.005
3/9/2020				0.0042	<0.005		
3/10/2020	<0.005	<0.005	<0.005			<0.005	<0.005
9/16/2020	<0.005	<0.005	<0.005	0.0039	<0.005		<0.005
9/17/2020						<0.005	
1/25/2021				0.0044			
1/26/2021	<0.005	<0.005	<0.005		<0.005	0.0023	<0.005
3/23/2021		<0.005	<0.005	0.0043	<0.005		
3/24/2021	<0.005					<0.005	<0.005
8/23/2021				0.0045	<0.005		
8/24/2021	<0.005	<0.005	<0.005				<0.005
8/25/2021						<0.005	
2/22/2022	<0.005	<0.005	<0.005	0.0039	<0.005	<0.005	
2/23/2022							<0.005
8/2/2022	<0.005	<0.005	<0.005	0.003	<0.005		
8/3/2022						<0.005	
8/4/2022							<0.005
2/7/2023	<0.005	<0.005	<0.005	0.0053	<0.005		
2/8/2023						0.0014 (J)	<0.005
8/1/2023	<0.005	<0.005	<0.005	0.0044	<0.005	<0.005	
8/2/2023							<0.005
2/6/2024	<0.005	<0.005	<0.005	0.0066	<0.005	<0.005	
2/7/2024							<0.005
8/13/2024	<0.005	<0.005	<0.005	0.0044	<0.005	<0.005	
8/14/2024							<0.005
2/3/2025	<0.005	<0.005					

ND substitution: RL or RL/2 if <15% NDs.

Time Series

Constituent: Chromium (mg/L) Analysis Run 4/30/2026 10:21 AM View: Descriptive

Plant McIntosh Client: Southern Company Data: McIntosh AP-1

	MGWA-5 (bg)	MGWA-6 (bg)	MGWA-6A (bg)	MGWA-10 (bg)	MGWA-11 (bg)	MGWC-1	MGWC-2
2/4/2025			<0.005	0.0051	0.0014 (J)	0.0015 (J)	
2/5/2025							0.0027
8/5/2025	<0.005	<0.005	<0.005	0.0043 (J)	<0.005	<0.005	
8/6/2025							<0.005
2/2/2026			<0.005				
2/3/2026	<0.005	<0.005		0.0041 (J)	<0.005		<0.005
2/4/2026						<0.005	

ND substitution: RL or RL/2 if <15% NDs.

Time Series

Constituent: Chromium (mg/L) Analysis Run 4/30/2026 10:21 AM View: Descriptive

Plant McIntosh Client: Southern Company Data: McIntosh AP-1

	MGWC-3	MGWC-7	MGWC-8	MGWC-12	MGWC-19	MGWC-20	MGWC-25
5/5/2016		<0.005	<0.005				
5/6/2016	<0.005						
6/21/2016	<0.005	<0.005	<0.005	<0.005			
8/15/2016		<0.005	<0.005				
8/16/2016	<0.005			<0.005			
9/28/2016		<0.005	<0.005				
9/29/2016	<0.005			<0.005			
11/16/2016	<0.005	<0.005	<0.005	<0.005			
1/17/2017	<0.005	<0.005	<0.005				
1/18/2017				<0.005			
3/2/2017	0.003	0.0034	0.0031	0.0032			
4/18/2017	<0.005	<0.005	<0.005				
4/25/2017				<0.005			
7/13/2017				<0.005			
3/29/2018		<0.005		<0.005			
3/30/2018	<0.005		<0.005				
6/12/2018				<0.005			
6/13/2018	<0.005	<0.005	<0.005				
10/10/2018	<0.005	<0.005	<0.005	<0.005			
1/29/2019	<0.005	<0.005	<0.005	<0.005			
1/28/2020		0.0015 (J)		<0.005			
1/29/2020	<0.005		<0.005				
3/10/2020	<0.005	<0.005	<0.005	<0.005			
9/16/2020				0.029			
9/17/2020	<0.005	<0.005	<0.005				
1/26/2021	<0.005	<0.005	<0.005	<0.005			
3/24/2021	<0.005	<0.005	<0.005	<0.005			
8/24/2021	<0.005						
8/25/2021		<0.005	<0.005	<0.005			
2/22/2022				<0.005			
2/23/2022	<0.005	<0.005	<0.005				
8/2/2022				<0.005			
8/3/2022	<0.005	<0.005					
8/4/2022			<0.005				
2/7/2023	<0.005			0.0012 (J)			
2/8/2023		0.0013 (J)	0.0013 (J)				
8/1/2023	<0.005		<0.005				
8/2/2023		<0.005		<0.005			
2/6/2024		<0.005					
2/7/2024	<0.005		<0.005	<0.005			
8/14/2024	<0.005	<0.005	<0.005	<0.005			
2/4/2025	<0.005	<0.005	<0.005	<0.005		<0.005	
2/5/2025					<0.005		
8/5/2025					<0.005	<0.005	
8/6/2025	<0.005	<0.005	<0.005	<0.005			
2/3/2026	<0.005	<0.005		<0.005			
2/4/2026			<0.005		<0.005	<0.005	
2/26/2026							<0.005

ND substitution: RL or RL/2 if <15% NDs.

Time Series

Constituent: Cobalt (mg/L) Analysis Run 4/30/2026 10:22 AM View: Descriptive

Plant McIntosh Client: Southern Company Data: McIntosh AP-1

	MGWA-5 (bg)	MGWA-6 (bg)	MGWA-6A (bg)	MGWA-10 (bg)	MGWA-11 (bg)	MGWC-1	MGWC-2
5/5/2016	<0.005	<0.005		<0.005			
5/6/2016						<0.005	0.00311 (J)
6/20/2016	1.2E-05 (J)			0.00018 (J)	3.9E-05 (J)		
6/21/2016		0.0003 (J)				0.0012 (J)	0.0031 (J)
8/15/2016	<0.005	0.00049 (J)		<0.005	<0.005		
8/16/2016						0.00047 (J)	0.0034
9/28/2016	<0.005	0.00043 (J)		<0.005	<0.005	0.00058 (J)	
9/29/2016							0.0032
11/16/2016	<0.005	<0.005		<0.005	<0.005	<0.005	0.0032
1/16/2017				<0.005			
1/17/2017	<0.005	<0.005			<0.005		
1/18/2017							0.0032
1/19/2017						0.0004 (J)	
3/2/2017	<0.005	0.00046 (J)		<0.005	<0.005	<0.005	0.0042
4/18/2017	<0.005	0.00044 (J)		<0.005	<0.005	<0.005	
4/19/2017							0.0035
7/13/2017					<0.005		
3/29/2018	<0.005	0.00065 (J)		<0.005	<0.005	<0.005	
3/30/2018							0.0037
6/12/2018	<0.005			<0.005	<0.005		
6/13/2018		<0.005				<0.005	0.0035
10/9/2018	<0.005			<0.005	<0.005		
10/10/2018		0.00051 (J)				<0.005	0.0034
12/4/2018	<0.005						
12/5/2018		0.00046 (J)		<0.005	<0.005		
12/6/2018						<0.005	0.0031
1/28/2019				<0.005	<0.005		
1/29/2019	<0.005	<0.005	<0.005			<0.005	0.00293
3/25/2019	<0.005		<0.005	<0.005	<0.005		
3/26/2019		<0.005				<0.005	0.003
9/10/2019	<0.005	0.00037 (J)	0.0002 (J)	0.00011 (J)	<0.005	0.00032 (J)	0.0027
1/28/2020	<0.005	0.00041 (J)	0.00024 (J)	<0.005	<0.005		
1/29/2020						0.00027 (J)	0.003
3/9/2020				<0.005	<0.005		
3/10/2020	<0.005	0.00038 (J)	0.00032 (J)			<0.005	0.0024 (J)
9/16/2020	<0.005	<0.005	0.00038 (J)	<0.005	<0.005		0.002 (J)
9/17/2020						0.0002 (J)	
1/25/2021				<0.005			
1/26/2021	<0.005	0.00027 (J)	0.00035 (J)		<0.005	0.00031 (J)	0.0021 (J)
3/23/2021		0.00025 (J)	0.00036 (J)	0.00014 (J)	<0.005		
3/24/2021	<0.005					<0.005	0.0019 (J)
8/23/2021				<0.005	<0.005		
8/24/2021	<0.005	<0.005	0.0017 (J)				0.0018 (J)
8/25/2021						0.00018 (J)	
2/22/2022	<0.005	<0.005	0.00049 (J)	<0.005	<0.005	<0.005	
2/23/2022							0.0016 (J)
8/2/2022	0.012 (O)	0.0003 (J)	0.00034 (J)	<0.005	<0.005		
8/3/2022						<0.005	
8/4/2022							0.0013 (J)
2/7/2023	<0.005	0.00023 (J)	0.00069 (J)	<0.005	<0.005		
2/8/2023						<0.005	0.0012 (J)
8/1/2023	<0.005	<0.005	0.00045 (J)	<0.005	<0.005	<0.005	

ND substitution: RL or RL/2 if <15% NDs.

Time Series

Constituent: Cobalt (mg/L) Analysis Run 4/30/2026 10:22 AM View: Descriptive

Plant McIntosh Client: Southern Company Data: McIntosh AP-1

	MGWA-5 (bg)	MGWA-6 (bg)	MGWA-6A (bg)	MGWA-10 (bg)	MGWA-11 (bg)	MGWC-1	MGWC-2
8/2/2023							0.0011 (J)
2/6/2024	<0.005	<0.005	0.00069 (J)	<0.005	<0.005	0.00024 (J)	
2/7/2024							0.00099 (J)
8/13/2024	<0.005	0.00051 (J)	0.00035 (J)	<0.005	<0.005	<0.005	
8/14/2024							0.0008 (J)
2/3/2025	<0.005	<0.005					
2/4/2025			0.00075 (J)	<0.005	<0.005	<0.005	
2/5/2025							0.00085 (J)
8/5/2025	<0.005	<0.005	<0.005	<0.005	<0.005	<0.005	
8/6/2025							0.00045 (J)
2/2/2026			0.00061 (J)				
2/3/2026	<0.005	<0.005		<0.005	<0.005		0.00058 (J)
2/4/2026						<0.005	

ND substitution: RL or RL/2 if <15% NDs.

Time Series

Constituent: Cobalt (mg/L) Analysis Run 4/30/2026 10:22 AM View: Descriptive

Plant McIntosh Client: Southern Company Data: McIntosh AP-1

	MGWC-3	MGWC-7	MGWC-8	MGWC-12	MGWC-19	MGWC-20	MGWC-25
5/5/2016		0.0036 (J)	0.00359 (J)				
5/6/2016	<0.0025						
6/21/2016	0.0006 (J)	0.0097 (J)	0.0033 (J)	<0.005			
8/15/2016		0.0098	0.0038				
8/16/2016	0.00064 (J)			<0.005			
9/28/2016		0.0095	0.0043				
9/29/2016	0.00054 (J)			<0.005			
11/16/2016	0.00041 (J)	0.0094	0.004	<0.005			
1/17/2017	0.00051 (J)	0.0099	0.0051				
1/18/2017				<0.005			
3/2/2017	0.00064 (J)	0.013	0.0064	<0.005			
4/18/2017	0.00057 (J)	0.0086	0.005				
4/25/2017				<0.005			
7/13/2017				<0.005			
3/29/2018		0.0088		<0.005			
3/30/2018	0.00068 (J)		0.015				
6/12/2018				<0.005			
6/13/2018	0.00048 (J)	0.0093	0.014				
10/10/2018	0.00063 (J)	0.0125 (D)	0.018	<0.005			
12/5/2018		0.012	0.02	<0.005	<0.005		
12/6/2018	0.00058 (J)					<0.005	
1/29/2019	<0.0025	0.0103	0.0159	<0.005			
3/26/2019	<0.0025	0.009	0.02	<0.005			
9/10/2019	0.00065	0.011	0.019	0.00016 (J)			
1/28/2020		0.008		<0.005			
1/29/2020	0.00067		0.025				
3/10/2020	0.0005 (J)	0.0081	0.017	<0.005			
9/16/2020				0.0015 (J)			
9/17/2020	0.00053 (J)	0.0098	0.024				
1/26/2021	0.0013 (J)	0.009	0.021	<0.005			
3/24/2021	0.00053 (J)	0.0063	0.002 (J)	<0.005			
8/24/2021	0.00034 (J)						
8/25/2021		0.0032	0.021	<0.005			
2/22/2022				<0.005			
2/23/2022	0.0012 (J)	0.007	0.015			0.00055 (J)	
8/2/2022				<0.005			
8/3/2022	0.00051 (J)	0.0044					
8/4/2022			0.0092			0.00025 (J)	
2/7/2023	0.0025			<0.005			
2/8/2023		0.0044	0.0019 (J)				
8/1/2023	0.00054 (J)		0.0015 (J)				
8/2/2023		0.0031		<0.005			
2/6/2024		0.0037					
2/7/2024	0.00065 (J)		0.0005 (J)	<0.005			
8/14/2024	0.00038 (J)	0.0013 (J)	0.00056 (J)	<0.005			
2/4/2025	0.00043 (J)	0.0029	0.00042 (J)	<0.005		0.00056 (J)	
2/5/2025					<0.005		
8/5/2025					<0.005	<0.005	
8/6/2025	0.00047 (J)	0.00068 (J)	<0.005	<0.005			
2/3/2026	0.0013 (J)	0.0027 (J)		<0.005			
2/4/2026			0.0008 (J)		<0.005	0.00041 (J)	
2/26/2026							0.023

ND substitution: RL or RL/2 if <15% NDs.

Time Series

Constituent: Combined Radium 226 + 228 (pCi/L) Analysis Run 4/30/2026 10:22 AM View: Descriptive

Plant McIntosh Client: Southern Company Data: McIntosh AP-1

	MGWA-5 (bg)	MGWA-6 (bg)	MGWA-6A (bg)	MGWA-10 (bg)	MGWA-11 (bg)	MGWC-1	MGWC-2
5/5/2016	0.48	0.694		0.879			
5/6/2016						1.07	0.633
6/20/2016	0.184			0.305 (U)	0.556 (U)		
6/21/2016		0.511				2.01	1.19
8/15/2016	0.577	0.467		0.577	0.72		
8/16/2016						1.12	0.516
9/28/2016	0.107 (U)	0.926		0.77	0.521 (U)	1.09	
9/29/2016							0.665
11/16/2016	0.333 (U)	0.863		0.427 (U)	0.322 (U)	1.58	0.694
1/16/2017				1.1			
1/17/2017	0.511 (U)	0.82			1.26		
1/18/2017							0.688
1/19/2017						1.64	
3/2/2017	0.105 (U)	0.236 (U)		1.01	0.47	1.08	0.484
4/18/2017	0.279 (U)	0.316 (U)		0.635	0.233 (U)	1.23	
4/19/2017							0.599
7/13/2017					0.679		
3/29/2018	0.37	0.6		0.799	0.723	1.21	
3/30/2018							0.677
6/12/2018	0.133 (U)			0.313 (U)	0.105 (U)		
6/13/2018		0.349 (U)				1.09	0.272 (U)
10/9/2018	0.85			1.11	0.65		
10/10/2018		1.01				1.95	0.336
1/28/2019				0.872	0.478		
1/29/2019	0.275 (U)	0.591	0.874			1.11	0.719
3/25/2019	0.629		0.646	0.526	0.717		
3/26/2019		0.4				1	0.41 (U)
9/10/2019	0.354 (U)	0.481	0.988	0.612	0.377 (U)	1.26	0.548
1/28/2020	0.0677 (U)	0.374 (U)	0.0609 (U)	0.322 (U)	0.528		
1/29/2020						1.39	0.0985 (U)
3/9/2020				0.761	0.00483		
3/10/2020	0.0594 (U)	0.41 (U)	0.528			1.4	0.589
9/16/2020	0.821	-0.0651 (U)	1.13	0.969	0.583		1.11
9/17/2020						1.79	
12/7/2020		0.979					
12/8/2020						1.87	
1/25/2021				0.408 (U)			
1/26/2021	0.0432 (U)	0.663	0.591		0.898	2.37	0.234 (U)
3/23/2021		0.542	0.612	0.657	0.409 (U)		
3/24/2021	0.206 (U)					1.81	0.625
8/23/2021				0.752	1.19		
8/24/2021	0.521 (U)	0.678	0.596				0.313 (U)
8/25/2021						2.12	
2/22/2022	0.511	0.594	0.728	1.06	0.837	1.85	
2/23/2022							0.598
8/2/2022	0.35 (U)	0.683	0.42 (U)	0.239 (U)	0.967		
8/3/2022						2.2	
8/4/2022							0.632
2/7/2023	0.0887 (U)	0.487 (U)	0.701	0.671	0.858		
2/8/2023						1.77	0.799
8/1/2023	0.982	1.27	1.44	0.546 (U)	1.87	1.61	
8/2/2023							1.09

Time Series

Constituent: Combined Radium 226 + 228 (pCi/L) Analysis Run 4/30/2026 10:22 AM View: Descriptive

Plant McIntosh Client: Southern Company Data: McIntosh AP-1

	MGWA-5 (bg)	MGWA-6 (bg)	MGWA-6A (bg)	MGWA-10 (bg)	MGWA-11 (bg)	MGWC-1	MGWC-2
2/6/2024	0.424 (U)	0.78	0.667 (U)	0.899	0.518	1.99	
2/7/2024							1.1
8/13/2024	0.441 (U)	0.709	0.888	1.11	1.09	2.14	
8/14/2024							-0.123 (U)
2/3/2025	0.0354 (U)	0.957					
2/4/2025			1.36	0.905	0.732	2.5	
2/5/2025							0.328 (U)
8/5/2025	0.862	1.48	1.33	1.59	1.26	3.03	
8/6/2025							0.583
2/2/2026			0.798				
2/3/2026	0.346 (U)	0.299 (U)		0.979	0.678		0.85
2/4/2026						1.76	

Time Series

Constituent: Combined Radium 226 + 228 (pCi/L) Analysis Run 4/30/2026 10:22 AM View: Descriptive

Plant McIntosh Client: Southern Company Data: McIntosh AP-1

	MGWC-3	MGWC-7	MGWC-8	MGWC-12	MGWC-19	MGWC-20	MGWC-25
5/5/2016		0.75	1.21				
5/6/2016	1.41						
6/21/2016	1.71	1.01	0.895	0.292			
8/15/2016		1.3	1.64				
8/16/2016	1.75			0.232 (U)			
9/28/2016		1.06	2.17				
9/29/2016	1.43			1.11			
11/16/2016	1.9	0.855	1.49	0.798			
1/17/2017	1.9	1.59	1.75				
1/18/2017				0.302 (U)			
3/2/2017	1.37	1.4	1.03	0.437			
4/18/2017	1.42	0.684	1.83				
4/25/2017				0.391			
7/13/2017				0.47			
3/29/2018		0.822		0.736			
3/30/2018	1.43		2.15				
6/12/2018				0.438			
6/13/2018	1.27	0.716	1.51				
10/10/2018	1.54	1.51	2.72	0.371			
1/29/2019	1.34	1.7	1.93	0.639			
3/26/2019	1.25	0.784	1.79	0.607			
9/10/2019	1.6	0.958	1.78	0.939			
1/28/2020		1.38		0.465			
1/29/2020	1.44		1.61				
3/10/2020	1.32	0.903	1.95	0.34 (U)			
9/16/2020				1.09			
9/17/2020	0.666 (U)	1.28	1.56				
12/8/2020	1.65						
1/26/2021	1.78	0.607	1.87	0.364 (U)			
3/24/2021	1.58	1.2	0.636	0.434 (U)			
8/24/2021	1.65						
8/25/2021		0.767	2.13	0.563			
2/22/2022				0.888			
2/23/2022	1.47	1.42	2.62				
8/2/2022				1.08			
8/3/2022	2.56	1.11					
8/4/2022			1.24				
2/7/2023	2.14			0.849			
2/8/2023		1.88	1.11				
8/1/2023	2.07		0.872				
8/2/2023		1.46		0.432 (U)			
2/6/2024		1.52					
2/7/2024	1.8		0.929	0.706			
8/14/2024	1.14	1.08	0.642 (U)	0.231 (U)			
2/4/2025	1.63	1.46	1.46	-0.0104 (U)		0.324 (U)	
2/5/2025					0.859		
8/5/2025					1.48	0.576	
8/6/2025	1.7	1.29	1.53	0.991			
2/3/2026	1.8	0.623		0.6 (U)			
2/4/2026			1.01		0.223 (U)	0.645 (U)	
2/26/2026							1.76

Time Series

Constituent: Fluoride (mg/L) Analysis Run 4/30/2026 10:22 AM View: Descriptive

Plant McIntosh Client: Southern Company Data: McIntosh AP-1

	MGWA-5 (bg)	MGWA-6 (bg)	MGWA-6A (bg)	MGWA-10 (bg)	MGWA-11 (bg)	MGWC-1	MGWC-2
5/5/2016	0.132 (J)	0.091 (J)		0.046 (J)			
5/6/2016						0.28 (J)	0.088 (J)
6/20/2016	0.05 (J)			<0.1	0.06 (J)		
6/21/2016		0.08 (J)				0.36	0.19 (J)
8/15/2016	0.1 (J)	<0.1		<0.1	0.1 (J)		
8/16/2016						0.27	0.087 (J)
9/28/2016	0.11 (J)	0.084 (J)		<0.1	0.097 (J)	0.26	
9/29/2016							<1
11/16/2016	0.093 (J)	0.084 (J)		<0.1	0.12 (J)	0.24	<1
1/16/2017				<0.1			
1/17/2017	0.095 (J)	0.099 (J)			0.11 (J)		
1/18/2017							<1
1/19/2017						0.22	
3/2/2017	0.16 (J)	0.15 (J)		0.12 (J)	0.18 (J)	0.27	0.15 (J)
4/18/2017	<0.1	<0.1		<0.1	0.11 (J)	0.2	
4/19/2017							<1
7/13/2017					0.12 (J)		
10/10/2017	<0.1	<0.1		<0.1	0.086 (J)	0.18 (J)	<1
3/29/2018	0.084 (J)	<0.1		<0.1	<0.1	0.16 (J)	
3/30/2018							<1
6/12/2018	<0.1			<0.1	0.16 (J)		
6/13/2018		<0.1				0.14 (J)	<1
10/9/2018	0.086 (J)			<0.1	0.16 (J)		
10/10/2018		<0.1				0.17 (J)	0.085 (J)
1/29/2019			<0.1				
3/25/2019	0.072 (J)		0.067 (J)	<0.1	0.087 (J)		
3/26/2019		0.065 (J)				0.16 (J)	0.076 (J)
9/10/2019	0.068 (J)	0.076 (J)	0.052 (J)	0.044 (J)	0.075 (J)	0.098 (J)	0.07 (J)
3/9/2020				0.061 (J)	0.19		
3/10/2020	0.055 (J)	0.045 (J)	0.048 (J)			0.086 (J)	0.05 (J)
9/16/2020	0.08 (J)	0.076 (J)	0.078 (J)	0.042 (J)	0.18		0.076 (J)
9/17/2020						0.15	
1/25/2021				<0.1			
1/26/2021	0.087 (J)	0.072 (J)	0.071 (J)		0.073 (J)	0.15	0.068 (J)
3/23/2021		0.082 (J)	0.096 (J)	0.038 (J)	0.081 (J)		
3/24/2021	0.091 (J)					0.27	0.11
8/23/2021				0.048 (J)	0.12		
8/24/2021	0.1	0.1	0.11				0.095 (J)
8/25/2021						0.097 (J)	
2/22/2022	<0.1	0.034 (J)	<0.1	<0.1	<0.1	0.047 (J)	
2/23/2022							0.075 (J)
8/2/2022	0.066 (J)	0.055 (J)	0.052 (J)	<0.1	0.065 (J)		
8/3/2022						0.12	
8/4/2022							0.072 (J)
2/7/2023	0.069 (J)	0.06 (J)	0.064 (J)	<0.1	0.07 (J)		
2/8/2023						0.11	0.074 (J)
8/1/2023	0.094 (J)	0.084 (J)	0.081 (J)	<0.1	0.094 (J)	0.15	
8/2/2023							0.087 (J)
2/6/2024	0.079 (J)	0.069 (J)	0.074 (J)	<0.1	0.071 (J)	0.12	
2/7/2024							0.081 (J)
8/13/2024	<0.1	<0.1	<0.1	<0.1	<0.1	<0.5	
8/14/2024							<1

ND substitution: RL or RL/2 if <15% NDs.

Time Series

Constituent: Fluoride (mg/L) Analysis Run 4/30/2026 10:22 AM View: Descriptive

Plant McIntosh Client: Southern Company Data: McIntosh AP-1

	MGWA-5 (bg)	MGWA-6 (bg)	MGWA-6A (bg)	MGWA-10 (bg)	MGWA-11 (bg)	MGWC-1	MGWC-2
2/3/2025	<0.1	<0.1					
2/4/2025			<0.1	<0.1	<0.1	<0.5	
2/5/2025							<1
8/5/2025	0.13 (J)	0.18 (J)	0.14 (J)	0.14 (J)	0.17 (J)	0.19 (J)	
8/6/2025							0.19 (J)
2/2/2026			0.83 (Jo)				
2/3/2026	0.16 (J)	0.18 (J)		0.26	0.15 (J)		0.17 (J)
2/4/2026						0.15 (J)	

ND substitution: RL or RL/2 if <15% NDs.

Time Series

Constituent: Fluoride (mg/L) Analysis Run 4/30/2026 10:22 AM View: Descriptive

Plant McIntosh Client: Southern Company Data: McIntosh AP-1

	MGWC-3	MGWC-7	MGWC-8	MGWC-12	MGWC-19	MGWC-20	MGWC-25
5/5/2016		0.394	0.103 (J)				
5/6/2016	0.086 (J)						
6/21/2016	0.23 (J)	0.49	0.1 (J)	0.14 (J)			
8/15/2016		0.44	0.11 (J)				
8/16/2016	<0.5			0.29			
9/28/2016		0.4	0.1 (J)				
9/29/2016	0.082 (J)			0.26			
11/16/2016	0.087 (J)	0.36	0.091 (J)	0.25			
1/17/2017	0.086 (J)	0.2	<1				
1/18/2017				0.26			
3/2/2017	0.15 (J)	0.36	0.16 (J)	0.28			
4/18/2017	<0.5	0.29	<1				
4/25/2017				0.25			
7/13/2017				0.21			
10/10/2017	<0.5	0.28	<1	0.22			
3/29/2018		0.23		0.23			
3/30/2018	<0.5		0.088 (J)				
6/12/2018				0.23			
6/13/2018	<0.5	0.2	0.15 (J)				
10/10/2018	<0.5	0.23	0.11 (J)	0.25			
3/26/2019	0.072 (J)	0.19 (J)	0.088 (J)	0.22			
9/10/2019	0.073 (J)	0.15	0.083 (J)	0.2			
3/10/2020	0.058 (J)	0.18	0.084 (J)	0.15			
9/16/2020				0.26			
9/17/2020	0.083 (J)	0.25	0.11				
1/26/2021	0.083 (J)	0.28	0.14	0.23			
3/24/2021	0.092 (J)	0.35	0.11	0.27			
8/24/2021	0.11						
8/25/2021		0.15	0.038 (J)	0.19			
2/22/2022				0.093 (J)			
2/23/2022	0.086 (J)	0.22	0.05 (J)				
8/2/2022				0.074 (J)			
8/3/2022	0.079 (J)	0.2					
8/4/2022			0.087 (J)				
2/7/2023	0.076 (J)			0.25			
2/8/2023		0.14	0.084 (J)				
8/1/2023	0.1		0.11				
8/2/2023		0.2		0.25			
2/6/2024		0.17					
2/7/2024	0.089 (J)		0.063 (J)	0.29			
8/14/2024	<0.5	<1	<1	0.12			
12/9/2024					<1	<0.5	
2/4/2025	<0.5	<1	<1	0.043 (J)		<0.5	
2/5/2025					<1		
8/5/2025					0.18 (J)	0.29	
8/6/2025	0.17 (J)	0.2	0.15 (J)	0.26			
2/3/2026	0.21	0.35		0.27			
2/4/2026			0.31		0.25	0.23	
2/26/2026							0.098 (J)

ND substitution: RL or RL/2 if <15% NDs.

Time Series

Constituent: Lead (mg/L) Analysis Run 4/30/2026 10:22 AM View: Descriptive

Plant McIntosh Client: Southern Company Data: McIntosh AP-1

	MGWA-5 (bg)	MGWA-6 (bg)	MGWA-6A (bg)	MGWA-10 (bg)	MGWA-11 (bg)	MGWC-1	MGWC-2
5/5/2016	<0.001	<0.001		<0.001			
5/6/2016						<0.001	<0.001
6/20/2016	<0.001			<0.001	8.7E-05 (J)		
6/21/2016		<0.001				<0.001	<0.001
8/15/2016	<0.001	<0.001		<0.001	<0.001		
8/16/2016						<0.001	<0.001
9/28/2016	<0.001	<0.001		<0.001	<0.001	<0.001	
9/29/2016							<0.001
11/16/2016	<0.001	<0.001		<0.001	<0.001	<0.001	<0.001
1/16/2017				<0.001			
1/17/2017	<0.001	<0.001			<0.001		
1/18/2017							<0.001
1/19/2017						<0.001	
3/2/2017	<0.001	<0.001		<0.001	<0.001	<0.001	<0.001
4/18/2017	<0.001	<0.001		<0.001	<0.001	<0.001	
4/19/2017							<0.001
7/13/2017					<0.001		
3/29/2018	<0.001	<0.001		<0.001	<0.001	<0.001	
3/30/2018							<0.001
1/28/2019				<0.001	<0.001		
1/29/2019	<0.001	<0.001	<0.001			<0.001	<0.001
1/28/2020	0.00018 (J)	<0.001	<0.001	<0.001	0.00016 (J)		
1/29/2020						<0.001	<0.001
3/9/2020				<0.001	<0.001		
3/10/2020	<0.001	<0.001	<0.001			<0.001	<0.001
9/16/2020	<0.001	<0.001	<0.001	<0.001	<0.001		<0.001
9/17/2020						<0.001	
1/25/2021				0.00016 (J)			
1/26/2021	<0.001	0.00013 (J)	<0.001		<0.001	0.00058 (J)	0.00014 (J)
3/23/2021		<0.001	<0.001	0.00013 (J)	0.00013 (J)		
3/24/2021	<0.001					<0.001	<0.001
8/23/2021				<0.001	<0.001		
8/24/2021	<0.001	<0.001	<0.001				<0.001
8/25/2021						<0.001	
2/22/2022	<0.001	<0.001	<0.001	<0.001	<0.001	<0.001	
2/23/2022							<0.001
8/2/2022	<0.001	<0.001	<0.001	<0.001	<0.001		
8/3/2022						<0.001	
8/4/2022							<0.001
2/7/2023	<0.001	<0.001	<0.001	<0.001	<0.001		
2/8/2023						<0.001	<0.001
8/1/2023	<0.001	<0.001	<0.001	<0.001	<0.001	<0.001	
8/2/2023							<0.001
2/6/2024	<0.001	<0.001	<0.001	<0.001	<0.001	<0.001	
2/7/2024							0.00027 (J)
8/13/2024	<0.001	<0.001	<0.001	<0.001	<0.001	<0.001	
8/14/2024							<0.001
2/3/2025	<0.001	<0.001					
2/4/2025			<0.001	<0.001	<0.001	<0.001	
2/5/2025							<0.001
8/5/2025	<0.001	<0.001	<0.001	<0.001	<0.001	<0.001	
8/6/2025							<0.001

ND substitution: RL or RL/2 if <15% NDs.

Time Series

Constituent: Lead (mg/L) Analysis Run 4/30/2026 10:22 AM View: Descriptive

Plant McIntosh Client: Southern Company Data: McIntosh AP-1

	MGWA-5 (bg)	MGWA-6 (bg)	MGWA-6A (bg)	MGWA-10 (bg)	MGWA-11 (bg)	MGWC-1	MGWC-2
2/2/2026			<0.001				
2/3/2026	<0.001	<0.001		<0.001	<0.001		<0.001
2/4/2026						<0.001	

ND substitution: RL or RL/2 if <15% NDs.

Time Series

Constituent: Lead (mg/L) Analysis Run 4/30/2026 10:22 AM View: Descriptive

Plant McIntosh Client: Southern Company Data: McIntosh AP-1

	MGWC-3	MGWC-7	MGWC-8	MGWC-12	MGWC-19	MGWC-20	MGWC-25
5/5/2016		<0.001	<0.001				
5/6/2016	<0.001						
6/21/2016	<0.001	0.0003 (J)	<0.001	0.0001 (J)			
8/15/2016		<0.001	<0.001				
8/16/2016	<0.001			<0.001			
9/28/2016		<0.001	<0.001				
9/29/2016	<0.001			<0.001			
11/16/2016	<0.001	<0.001	<0.001	<0.001			
1/17/2017	<0.001	<0.001	<0.001				
1/18/2017				<0.001			
3/2/2017	<0.001	<0.001	<0.001	<0.001			
4/18/2017	<0.001	<0.001	<0.001				
4/25/2017				<0.001			
7/13/2017				<0.001			
3/29/2018		<0.001		<0.001			
3/30/2018	<0.001		<0.001				
1/29/2019	<0.001	<0.001	<0.001	<0.001			
1/28/2020		<0.001		<0.001			
1/29/2020	<0.001		<0.001				
3/10/2020	<0.001	<0.001	<0.001	<0.001			
9/16/2020				<0.001			
9/17/2020	<0.001	<0.001	<0.001				
1/26/2021	0.00017 (J)	<0.001	0.00019 (J)	<0.001			
3/24/2021	<0.001	<0.001	<0.001	<0.001			
8/24/2021	<0.001						
8/25/2021		0.00019 (J)	0.00022 (J)	<0.001			
2/22/2022				<0.001			
2/23/2022	<0.001	<0.001	<0.001				
8/2/2022				<0.001			
8/3/2022	<0.001	0.00021 (J)					
8/4/2022			<0.001				
2/7/2023	<0.001			<0.001			
2/8/2023		<0.001	<0.001				
8/1/2023	<0.001		<0.001				
8/2/2023		<0.001		<0.001			
2/6/2024		<0.001					
2/7/2024	<0.001		<0.001	<0.001			
8/14/2024	<0.001	<0.001	<0.001	<0.001			
2/4/2025	0.00034 (J)	<0.001	<0.001	<0.001		<0.001	
2/5/2025					<0.001		
8/5/2025					<0.001	<0.001	
8/6/2025	<0.001	<0.001	<0.001	<0.001			
2/3/2026	<0.001	<0.001		<0.001			
2/4/2026			<0.001		<0.001	<0.001	
2/26/2026							<0.001

ND substitution: RL or RL/2 if <15% NDs.

Time Series

Constituent: Lithium (mg/L) Analysis Run 4/30/2026 10:22 AM View: Descriptive

Plant McIntosh Client: Southern Company Data: McIntosh AP-1

	MGWA-5 (bg)	MGWA-6 (bg)	MGWA-6A (bg)	MGWA-10 (bg)	MGWA-11 (bg)	MGWC-1	MGWC-2
5/5/2016	<0.05	<0.02		<0.05			
5/6/2016						0.0128 (J)	<0.05
6/20/2016	0.0065 (J)			0.0071 (J)	0.014 (J)		
6/21/2016		<0.02				0.0102 (J)	0.0047 (J)
8/15/2016	0.0059	<0.02		0.0065	0.02		
8/16/2016						0.012	0.0043 (J)
9/28/2016	0.0075	<0.02		0.0075	0.019	0.012	
9/29/2016							0.0048 (J)
11/16/2016	0.0094	<0.02		0.0081	0.021	0.013	0.0058
1/16/2017				0.0076			
1/17/2017	0.01	<0.02			0.02		
1/18/2017							0.0051
1/19/2017						0.011	
3/2/2017	0.0076	<0.02		0.0073	0.019	0.013	0.0061
4/18/2017	0.008	<0.02		0.006	0.016	0.0097	
4/19/2017							0.0042 (J)
7/13/2017					0.011		
3/29/2018	0.014	0.0013 (J)		0.01	0.03	0.017	
3/30/2018							0.008
6/12/2018	0.0095			0.0068	0.012		
6/13/2018		<0.02				0.0094	0.0054
10/9/2018	0.011			0.0082	0.015		
10/10/2018		<0.02				0.011	0.0055
12/4/2018	0.011						
12/5/2018		0.0012 (J)		0.0089	0.017		
12/6/2018						0.01	0.0066
1/28/2019				0.00821	0.0124		
1/29/2019	0.00987	<0.02	0.0184			0.0109	0.00537
3/25/2019	0.01		0.0052	0.0068	0.026		
3/26/2019		<0.02				0.01	0.0051
9/10/2019	0.011	0.0051	0.0062	0.011	0.026	0.012	0.0074
1/28/2020	0.0093	<0.02	<0.02	0.0064	0.026		
1/29/2020						0.0096	0.0059
3/9/2020				0.0088	0.017		
3/10/2020	0.011	<0.02	<0.02			<0.025	0.0068
9/16/2020	0.0094	<0.02	<0.02	0.0079	0.014		0.0055
9/17/2020						0.0086	
1/25/2021				0.0083			
1/26/2021	0.011	<0.02	<0.02		0.027	0.011	0.0066
3/23/2021		<0.02	<0.02	0.0084	0.026		
3/24/2021	0.0097					0.013	0.0066
8/23/2021				0.0075	0.018		
8/24/2021	0.0093	<0.02	<0.02				0.0062
8/25/2021						0.0096	
2/22/2022	0.011	<0.02	0.0012 (J)	0.0079	0.027	0.01	
2/23/2022							0.0066
8/2/2022	0.0097	<0.02	<0.02	0.0071	0.025		
8/3/2022						0.01	
8/4/2022							0.0063
2/7/2023	0.011	<0.02	<0.02	0.0081	0.022		
2/8/2023						0.01	0.0065
8/1/2023	0.0077	<0.02	<0.02	0.0053	0.024	0.0084	

ND substitution: RL or RL/2 if <15% NDs.

Time Series

Constituent: Lithium (mg/L) Analysis Run 4/30/2026 10:22 AM View: Descriptive

Plant McIntosh Client: Southern Company Data: McIntosh AP-1

	MGWA-5 (bg)	MGWA-6 (bg)	MGWA-6A (bg)	MGWA-10 (bg)	MGWA-11 (bg)	MGWC-1	MGWC-2
8/2/2023							0.0031 (J)
2/6/2024	0.0058	0.006	<0.02	0.0083	0.037	0.0084	
2/7/2024							0.0051
8/13/2024	0.01	<0.02	0.0022 (J)	0.0079	0.019	0.011	
8/14/2024							0.0065
2/3/2025	0.014	0.0057					
2/4/2025			0.0034 (J)	0.013	0.033	0.016	
2/5/2025							0.0087
8/5/2025	0.012 (J)	<0.02	<0.02	0.0094 (J)	0.03	0.013 (J)	
8/6/2025							0.0091 (J)
2/2/2026			<0.02				
2/3/2026	0.012 (J)	<0.02		0.0085 (J)	0.033		0.0094 (J)
2/4/2026						0.014 (J)	

ND substitution: RL or RL/2 if <15% NDs.

Time Series

Constituent: Lithium (mg/L) Analysis Run 4/30/2026 10:22 AM View: Descriptive

Plant McIntosh Client: Southern Company Data: McIntosh AP-1

	MGWC-3	MGWC-7	MGWC-8	MGWC-12	MGWC-19	MGWC-20	MGWC-25
5/5/2016		0.0586	0.0252 (J)				
5/6/2016	0.0113 (J)						
6/21/2016	0.0103 (J)	0.122	0.0228 (J)	0.0112 (J)			
8/15/2016		0.12	0.026				
8/16/2016	0.01			0.014			
9/28/2016		0.12	0.026				
9/29/2016	0.01			0.017			
11/16/2016	0.014	0.13	0.031	0.016			
1/17/2017	0.014	0.14	0.032				
1/18/2017				0.015			
3/2/2017	0.013	0.13	0.031	0.015			
4/18/2017	0.01	0.11	0.023				
4/25/2017				0.013			
7/13/2017				0.014			
3/29/2018		0.17		0.032			
3/30/2018	0.017		0.058				
6/12/2018				0.019			
6/13/2018	0.011	0.12	0.035				
10/10/2018	0.013	0.13	0.046	0.027			
12/5/2018		0.14	0.043	0.026	0.0029 (J)		
12/6/2018	0.015					0.0053	
1/29/2019	0.0106	0.112	0.0361	0.0172			
3/26/2019	0.012	0.12	0.043	0.02			
9/10/2019	0.015	0.11	0.042	0.023			
1/28/2020		0.13		0.022			
1/29/2020	0.012		0.037				
3/10/2020	0.014	0.11	0.028	0.018			
9/16/2020				0.025			
9/17/2020	0.012	0.11	0.039				
1/26/2021	0.014	0.12	0.032	0.021			
3/24/2021	0.013	0.13	0.011	0.018			
8/24/2021	0.012						
8/25/2021		0.12	0.037	0.017			
2/22/2022				0.022			
2/23/2022	0.013	0.13	0.028			0.0066	
8/2/2022				0.026			
8/3/2022	0.013	0.13					
8/4/2022			0.021			0.011	
2/7/2023	0.014			0.024			
2/8/2023		0.14	0.012				
8/1/2023	0.011		0.012				
8/2/2023		0.13		0.019			
2/6/2024		0.12					
2/7/2024	0.0081		0.0076	0.03			
8/14/2024	0.012	0.15	0.007	0.022			
12/9/2024					0.0051	0.0029 (J)	
2/4/2025	0.017	0.16	0.012	0.031		0.01	
2/5/2025					0.0045 (J)		
8/5/2025					0.0075 (J)	0.0081 (J)	
8/6/2025	0.014 (J)	0.18	0.014 (J)	0.02			
2/3/2026	0.014 (J)	0.17		0.025			
2/4/2026			0.015 (J)		0.0074 (J)	0.0083 (J)	

Time Series

Constituent: Lithium (mg/L) Analysis Run 4/30/2026 10:22 AM View: Descriptive

Plant McIntosh Client: Southern Company Data: McIntosh AP-1

	MGWC-3	MGWC-7	MGWC-8	MGWC-12	MGWC-19	MGWC-20	MGWC-25
2/26/2026							0.036

Time Series

Constituent: Mercury (mg/L) Analysis Run 4/30/2026 10:22 AM View: Descriptive

Plant McIntosh Client: Southern Company Data: McIntosh AP-1

	MGWA-5 (bg)	MGWA-6 (bg)	MGWA-6A (bg)	MGWA-10 (bg)	MGWA-11 (bg)	MGWC-1	MGWC-2
5/5/2016	<0.0002	<0.0002		<0.0002			
5/6/2016						<0.0002	<0.0002
6/20/2016	<0.0002			<0.0002	<0.0002		
6/21/2016		<0.0002				<0.0002	<0.0002
8/15/2016	<0.0002	<0.0002		<0.0002	8E-05 (J)		
8/16/2016						<0.0002	7.8E-05 (J)
9/28/2016	<0.0002	<0.0002		<0.0002	<0.0002	<0.0002	
9/29/2016							<0.0002
11/16/2016	<0.0002	<0.0002		<0.0002	<0.0002	<0.0002	0.0001 (J)
1/16/2017				<0.0002			
1/17/2017	<0.0002	<0.0002			<0.0002		
1/18/2017							<0.0002
1/19/2017						<0.0002	
3/2/2017	<0.0002	<0.0002		<0.0002	<0.0002	<0.0002	<0.0002
4/18/2017	<0.0002	<0.0002		<0.0002	<0.0002	<0.0002	
4/19/2017							<0.0002
7/13/2017					<0.0002		
3/29/2018	<0.0002	7.4E-05 (J)		<0.0002	8.6E-05 (J)	<0.0002	
3/30/2018							<0.0002
6/12/2018	<0.0002			<0.0002	<0.0002		
6/13/2018		<0.0002				<0.0002	<0.0002
10/9/2018	<0.0002			<0.0002	<0.0002		
10/10/2018		<0.0002				<0.0002	<0.0002
1/28/2019				<0.0002	<0.0002		
1/29/2019	<0.0002	<0.0002	<0.0002			<0.0002	<0.0002
1/28/2020	<0.0002	<0.0002	<0.0002	<0.0002	<0.0002		
1/29/2020						<0.0002	<0.0002
3/9/2020				<0.0002	<0.0002		
3/10/2020	<0.0002	<0.0002	<0.0002			<0.0002	<0.0002
9/16/2020	<0.0002	<0.0002	<0.0002	<0.0002	<0.0002		<0.0002
9/17/2020						<0.0002	
1/25/2021				<0.0002			
1/26/2021	<0.0002	<0.0002	<0.0002		<0.0002	<0.0002	<0.0002
3/23/2021		<0.0002	<0.0002	<0.0002	<0.0002		
3/24/2021	<0.0002					<0.0002	<0.0002
8/23/2021				<0.0002	<0.0002		
8/24/2021	<0.0002	<0.0002	<0.0002				<0.0002
8/25/2021						<0.0002	
2/22/2022	<0.0002	<0.0002	<0.0002	<0.0002	<0.0002	<0.0002	
2/23/2022							<0.0002
8/2/2022	<0.0002	<0.0002	<0.0002	<0.0002	<0.0002		
8/3/2022						<0.0002	
8/4/2022							<0.0002
2/7/2023	<0.0002	<0.0002	<0.0002	<0.0002	<0.0002		
2/8/2023						<0.0002	<0.0002
8/1/2023	<0.0002	<0.0002	<0.0002	<0.0002	<0.0002	<0.0002	
8/2/2023							<0.0002
2/6/2024	<0.0002	<0.0002	<0.0002	<0.0002	<0.0002	<0.0002	
2/7/2024							<0.0002
8/13/2024	<0.0002	<0.0002	<0.0002	<0.0002	<0.0002	<0.0002	
8/14/2024							<0.0002
2/3/2025	<0.0002	<0.0002					

ND substitution: RL or RL/2 if <15% NDs.

Time Series

Constituent: Mercury (mg/L) Analysis Run 4/30/2026 10:22 AM View: Descriptive

Plant McIntosh Client: Southern Company Data: McIntosh AP-1

	MGWA-5 (bg)	MGWA-6 (bg)	MGWA-6A (bg)	MGWA-10 (bg)	MGWA-11 (bg)	MGWC-1	MGWC-2
2/4/2025			<0.0002	<0.0002	<0.0002	<0.0002	
2/5/2025							<0.0002
8/5/2025	<0.0002	<0.0002	<0.0002	<0.0002	<0.0002	<0.0002	
8/6/2025							<0.0002
2/2/2026			<0.0002				
2/3/2026	<0.0002	<0.0002		<0.0002	<0.0002		<0.0002
2/4/2026						<0.0002	

ND substitution: RL or RL/2 if <15% NDs.

Time Series

Constituent: Mercury (mg/L) Analysis Run 4/30/2026 10:22 AM View: Descriptive

Plant McIntosh Client: Southern Company Data: McIntosh AP-1

	MGWC-3	MGWC-7	MGWC-8	MGWC-12	MGWC-19	MGWC-20	MGWC-25
5/5/2016		<0.0002	<0.0002				
5/6/2016	<0.0002						
6/21/2016	<0.0002	<0.0002	<0.0002	<0.0002			
8/15/2016		<0.0002	0.00015 (J)				
8/16/2016	<0.0002			<0.0002			
9/28/2016		<0.0002	<0.0002				
9/29/2016	<0.0002			<0.0002			
11/16/2016	7E-05 (J)	8E-05 (J)	0.00021	8.6E-05 (J)			
1/17/2017	<0.0002	<0.0002	7.6E-05 (J)				
1/18/2017				<0.0002			
3/2/2017	<0.0002	<0.0002	<0.0002	<0.0002			
4/18/2017	<0.0002	<0.0002	0.00018 (J)				
4/25/2017				<0.0002			
7/13/2017				<0.0002			
3/29/2018		<0.0002		7.4E-05 (J)			
3/30/2018	<0.0002		0.00013 (J)				
6/12/2018				<0.0002			
6/13/2018	<0.0002	<0.0002	0.00074				
10/10/2018	<0.0002	<0.0002	0.00013 (J)	<0.0002			
1/29/2019	<0.0002	<0.0002	<0.0002	<0.0002			
1/28/2020		<0.0002		<0.0002			
1/29/2020	<0.0002		0.00012 (J)				
3/10/2020	<0.0002	<0.0002	<0.0002	<0.0002			
9/16/2020				<0.0002			
9/17/2020	<0.0002	<0.0002	0.00014 (J)				
1/26/2021	<0.0002	<0.0002	0.0025	<0.0002			
3/24/2021	<0.0002	<0.0002	<0.0002	<0.0002			
8/24/2021	<0.0002						
8/25/2021		<0.0002	0.0041	<0.0002			
10/26/2021			<0.0002				
2/22/2022				<0.0002			
2/23/2022	<0.0002	<0.0002	0.00028				
8/2/2022				<0.0002			
8/3/2022	<0.0002	<0.0002					
8/4/2022			0.00068				
2/7/2023	<0.0002			<0.0002			
2/8/2023		<0.0002	0.00026				
8/1/2023	<0.0002		0.00014 (J)				
8/2/2023		<0.0002		<0.0002			
2/6/2024		<0.0002					
2/7/2024	<0.0002		0.00052	<0.0002			
8/14/2024	<0.0002	<0.0002	0.00051	<0.0002			
2/4/2025	<0.0002	<0.0002	0.00084	<0.0002		<0.0002	
2/5/2025					<0.0002		
8/5/2025					<0.0002	<0.0002	
8/6/2025	<0.0002	<0.0002	0.00029	<0.0002			
2/3/2026	<0.0002	<0.0002		<0.0002			
2/4/2026			0.00033		<0.0002	<0.0002	
2/26/2026							<0.0002

ND substitution: RL or RL/2 if <15% NDs.

Time Series

Constituent: Molybdenum (mg/L) Analysis Run 4/30/2026 10:22 AM View: Descriptive

Plant McIntosh Client: Southern Company Data: McIntosh AP-1

	MGWA-5 (bg)	MGWA-6 (bg)	MGWA-6A (bg)	MGWA-10 (bg)	MGWA-11 (bg)	MGWC-1	MGWC-2
5/5/2016	0.0026 (J)	<0.005		<0.005			
5/6/2016						0.0021 (J)	<0.005
6/20/2016	0.0014 (J)			0.00031 (J)	0.0052 (J)		
6/21/2016		<0.005				0.002 (J)	<0.005
8/15/2016	0.0013 (J)	<0.005		<0.005	0.0022 (J)		
8/16/2016						0.0019 (J)	<0.005
9/28/2016	0.0012 (J)	<0.005		<0.005	0.0018 (J)	0.0018 (J)	
9/29/2016							<0.005
11/16/2016	<0.005	<0.005		<0.005	<0.005	<0.005	<0.005
1/16/2017				<0.005			
1/17/2017	<0.005	<0.005			0.0011 (J)		
1/18/2017							<0.005
1/19/2017						0.0011 (J)	
3/2/2017	<0.005	<0.005		<0.005	<0.005	0.0012 (J)	<0.005
4/18/2017	<0.005	<0.005		<0.005	<0.005	0.0013 (J)	
4/19/2017							<0.005
7/13/2017					<0.005		
3/29/2018	<0.005	<0.005		<0.005	<0.005	0.0017 (J)	
3/30/2018							<0.005
6/12/2018	<0.005			0.0012 (J)	0.0029 (J)		
6/13/2018		<0.005				0.00087 (J)	<0.005
10/9/2018	<0.005			<0.005	<0.005		
10/10/2018		<0.005				<0.005	<0.005
1/28/2019				<0.005	<0.005		
1/29/2019	<0.005	<0.005	<0.005			<0.005	<0.005
1/28/2020	0.00095 (J)	<0.005	0.0014 (J)	0.00064 (J)	0.00085 (J)		
1/29/2020						0.0015 (J)	<0.005
3/9/2020				<0.005	0.0012 (J)		
3/10/2020	0.00093 (J)	<0.005	0.0012 (J)			<0.005	<0.005
9/16/2020	0.00079 (J)	<0.005	0.0014 (J)	0.0022 (J)	0.0019 (J)		<0.005
9/17/2020						0.0012 (J)	
1/25/2021				<0.005			
1/26/2021	0.00083 (J)	<0.005	0.00066 (J)		0.00079 (J)	0.0016 (J)	<0.005
3/23/2021		<0.005	0.00089 (J)	<0.005	0.00093 (J)		
3/24/2021	0.00089 (J)					0.0029 (J)	<0.005
8/23/2021				0.0016 (J)	0.0012 (J)		
8/24/2021	<0.005	<0.005	0.0011 (J)				<0.005
8/25/2021						0.00088 (J)	
2/22/2022	0.00091 (J)	<0.005	0.00078 (J)	<0.005	0.001 (J)	0.0014 (J)	
2/23/2022							<0.005
8/2/2022	<0.005	<0.005	0.0015 (J)	<0.005	<0.005		
8/3/2022						0.0011 (J)	
8/4/2022							<0.005
2/7/2023	<0.005	<0.005	<0.005	<0.005	0.00098 (J)		
2/8/2023						0.0012 (J)	<0.005
8/1/2023	<0.005	<0.005	0.0014 (J)	<0.005	<0.005	0.0012 (J)	
8/2/2023							<0.005
2/6/2024	<0.005	<0.005	<0.005	<0.005	<0.005	0.00099 (J)	
2/7/2024							<0.005
8/13/2024	0.00091 (J)	0.0015 (J)	<0.005	<0.005	0.00091 (J)	0.0011 (J)	
8/14/2024							<0.005
2/3/2025	<0.005	<0.005					

ND substitution: RL or RL/2 if <15% NDs.

Time Series

Constituent: Molybdenum (mg/L) Analysis Run 4/30/2026 10:22 AM View: Descriptive

Plant McIntosh Client: Southern Company Data: McIntosh AP-1

	MGWA-5 (bg)	MGWA-6 (bg)	MGWA-6A (bg)	MGWA-10 (bg)	MGWA-11 (bg)	MGWC-1	MGWC-2
2/4/2025			<0.005	<0.005	0.00086 (J)	0.0011 (J)	
2/5/2025							<0.005
8/5/2025	<0.005	<0.005	<0.005	<0.005	<0.005	<0.005	
8/6/2025							<0.005
2/2/2026			<0.005				
2/3/2026	0.00073 (J)	<0.005		<0.005	0.00075 (J)		<0.005
2/4/2026						0.00086 (J)	

ND substitution: RL or RL/2 if <15% NDs.

Time Series

Constituent: Molybdenum (mg/L) Analysis Run 4/30/2026 10:22 AM View: Descriptive

Plant McIntosh Client: Southern Company Data: McIntosh AP-1

	MGWC-3	MGWC-7	MGWC-8	MGWC-12	MGWC-19	MGWC-20	MGWC-25
5/5/2016		0.00351 (J)	<0.005				
5/6/2016	<0.005						
6/21/2016	<0.005	<0.005	<0.005	0.002 (J)			
8/15/2016		<0.005	<0.005				
8/16/2016	<0.005			0.0012 (J)			
9/28/2016		<0.005	<0.005				
9/29/2016	<0.005			0.0014 (J)			
11/16/2016	<0.005	<0.005	<0.005	<0.005			
1/17/2017	<0.005	<0.005	<0.005				
1/18/2017				<0.005			
3/2/2017	<0.005	<0.005	<0.005	<0.005			
4/18/2017	<0.005	<0.005	0.0037 (J)				
4/25/2017				<0.005			
7/13/2017				<0.005			
3/29/2018		<0.005		<0.005			
3/30/2018	<0.005		<0.005				
6/12/2018				<0.005			
6/13/2018	<0.005	<0.005	<0.005				
10/10/2018	<0.005	<0.005	<0.005	<0.005			
1/29/2019	<0.005	<0.005	<0.005	<0.005			
1/28/2020		<0.005		<0.005			
1/29/2020	<0.005		<0.005				
3/10/2020	<0.005	<0.005	<0.005	<0.005			
9/16/2020				0.0024 (J)			
9/17/2020	<0.005	<0.005	<0.005				
1/26/2021	<0.005	<0.005	<0.005	<0.005			
3/24/2021	<0.005	<0.005	<0.005	<0.005			
8/24/2021	<0.005						
8/25/2021		<0.005	<0.005	<0.005			
2/22/2022				0.00064 (J)			
2/23/2022	<0.005	<0.005	<0.005				
8/2/2022				0.00093 (J)			
8/3/2022	<0.005	<0.005					
8/4/2022			<0.005				
2/7/2023	<0.005			<0.005			
2/8/2023		<0.005	<0.005				
8/1/2023	<0.005		<0.005				
8/2/2023		<0.005		<0.005			
2/6/2024		<0.005					
2/7/2024	<0.005		<0.005	<0.005			
8/14/2024	<0.005	<0.005	<0.005	<0.005			
2/4/2025	<0.005	<0.005	<0.005	<0.005		<0.005	
2/5/2025					0.00095 (J)		
8/5/2025					0.00082 (J)	<0.005	
8/6/2025	<0.005	<0.005	<0.005	<0.005			
2/3/2026	<0.005	<0.005		<0.005			
2/4/2026			<0.005		0.00085 (J)	<0.005	
2/26/2026							<0.005

ND substitution: RL or RL/2 if <15% NDs.

Time Series

Constituent: pH, Field (SU) Analysis Run 4/30/2026 10:22 AM View: Descriptive

Plant McIntosh Client: Southern Company Data: McIntosh AP-1

	MGWA-5 (bg)	MGWA-6 (bg)	MGWA-6A (bg)	MGWA-10 (bg)	MGWA-11 (bg)	MGWC-1	MGWC-2
5/5/2016	7.4	7.13		5.94			
5/6/2016						6.64	7.41
6/20/2016	7.63			5.84	7.82		
6/21/2016		7.25				6.99	7.41
8/15/2016	7.54	7.04		5.65	7.52		
8/16/2016						6.48	7.33
9/28/2016	7.45	7.09		5.72	7.66	6.7	
9/29/2016							7.42
11/16/2016	7.39	7.6		5.65	7.51	6.66	7.87
1/16/2017				5.52			
1/17/2017	7.23	6.99			7.52		
1/18/2017							7.49
1/19/2017						6.81	
3/2/2017	7.55	6.95		5.53	7.5	6.75	7.37
4/18/2017	7.43	7.02		5.64	7.75	6.93	
4/19/2017							7.48
7/13/2017					7.72		
10/10/2017	7.47	7.27		5.51	7.42	6.99	7.29
10/11/2017				6.11	6.35		
3/29/2018	7.19	6.95		5.35	7.42	6.82	
3/30/2018							7.31
6/12/2018	7.55			6.23	8.02		
6/13/2018		7.08				7.01	7.37
10/9/2018	7.8			5.62	7.79		
10/10/2018		7.01				7.04	7.41
12/4/2018	7.26						
12/5/2018		6.81		5.44	7.43		
12/6/2018						6.76	7.28
1/28/2019			6.93	5.49	7.4		
1/29/2019	7.63	6.55	6.93			6.87	7.03
3/25/2019	7.44		7.1	5.27	7.29		
3/26/2019	7.44	6.57				7.01	7.29
9/10/2019	7.41	6.99	7.15	5.97	7.54	7.09	7.26
1/28/2020	7.46	7.17	7.36	5.78	7.4		
1/29/2020						7.19	7.3
3/9/2020				5.46	7.58		
3/10/2020	7.3	7	7.04			7.11	7.3
9/16/2020	7.38	6.98	6.89	6.37	7.89		7.16
9/17/2020						6.95	
12/7/2020		7.2					
12/8/2020						7.41	
1/25/2021				4.87			
1/26/2021	6.86	7.19	7.17		7.43	7.43	7.57
3/23/2021		6.74	6.56	5	7.06		
3/24/2021	6.88					7.14	7.24
8/23/2021				6.16	8.12		
8/24/2021	7.78	7.11	7.28				7.42
8/25/2021						7.27	
2/22/2022	7.57	7.14	7.2	5.38	7.6	7.32	
2/23/2022							7.44
8/2/2022	7.45	7.1	7.27	5.41	7.57		
8/3/2022						7.23	

Time Series

Constituent: pH, Field (SU) Analysis Run 4/30/2026 10:22 AM View: Descriptive

Plant McIntosh Client: Southern Company Data: McIntosh AP-1

	MGWA-5 (bg)	MGWA-6 (bg)	MGWA-6A (bg)	MGWA-10 (bg)	MGWA-11 (bg)	MGWC-1	MGWC-2
8/4/2022							7.37
2/7/2023	7.85	7.13	7.24	5.46	7.72		
2/8/2023						7.28	7.44
8/1/2023	7.52	7.14	7.2	5.46	7.61	7.3	
8/2/2023							7.31
2/6/2024	7.67	7.07	7.23	5.52	7.86	7.47	
2/7/2024							7.71
8/13/2024	7.67	7.27	7.23	5.43	7.72	7.14	
8/14/2024							7.73
2/3/2025	7.67	7.17					
2/4/2025			7.42	5.4	7.61	7.2	
2/5/2025							7.66
8/5/2025	7.3	6.86	6.96	6.19	7.83	7.39	
8/6/2025							7.44
2/2/2026			7.26				
2/3/2026	7.69	7.23		5.5	7.7		7.58
2/4/2026						7.31	

Time Series

Constituent: pH, Field (SU) Analysis Run 4/30/2026 10:22 AM View: Descriptive

Plant McIntosh Client: Southern Company Data: McIntosh AP-1

	MGWC-3	MGWC-7	MGWC-8	MGWC-12	MGWC-19	MGWC-20	MGWC-25
5/5/2016		7.81	5.96				
5/6/2016	6.85						
6/21/2016	6.98	7.2	6	7.61			
8/15/2016		7.04	5.26				
8/16/2016	6.73			7.17			
9/28/2016		7	5.66				
9/29/2016	6.81			6.97			
11/16/2016	6.69	6.73	5.33	7.03			
1/17/2017	6.77	6.61	5.24				
1/18/2017				7.01			
3/2/2017	6.79	6.62	5.21	7.02			
4/18/2017	6.77	6.7	5.85				
4/25/2017				7.02			
7/13/2017				7.17			
10/10/2017	7	6.48	5.6	7.24			
3/29/2018		6.46		6.93			
3/30/2018	6.68		5.16				
6/12/2018				7.29			
6/13/2018	6.83	6.24	5.79				
10/10/2018	6.69	6.12	5.15	7.12			
12/5/2018		6.02	5.11	6.73	7.55		
12/6/2018	6.56					6.52	
1/29/2019	6.42	5.93	5.46	8.02			
3/26/2019	6.68	5.96	5.19	7.14			
9/10/2019	6.67	6.03	5.1	10.96 (O)			
1/28/2020		6.61		7.25			
1/29/2020	6.68		5.76				
3/10/2020	6.87	6.54	5.5	7.53			
9/16/2020				11.03 (O)			
9/17/2020	6.68	6.39	5.22				
12/8/2020	7.04						
1/26/2021	6.53	6.27	6.2	6.7			
3/24/2021	6.73	6.26	6.71	7.15			
8/24/2021	6.92						
8/25/2021		6.85	5.26	7.44			
10/26/2021			5.99				
2/22/2022				7.41			
2/23/2022	6.98	6.91	6.22			6.02	
4/18/2022	6.84						
8/2/2022				7.06			
8/3/2022	6.91	6.86					
8/4/2022			6.5			6.18	
2/7/2023	7.01			6.95			
2/8/2023		7.43	6.76				
8/1/2023	7.09		6.77				
8/2/2023		6.9		7.2			
2/6/2024		7					
2/7/2024	7.49		7.81	6.83			
8/14/2024	7.14	7.5	7.81	7.37			
12/9/2024					7.51	6.18	
2/4/2025	6.9	6.71	7.67	6.75		6.42	
2/5/2025					7.75		

Time Series

Constituent: pH, Field (SU) Analysis Run 4/30/2026 10:22 AM View: Descriptive

Plant McIntosh Client: Southern Company Data: McIntosh AP-1

	MGWC-3	MGWC-7	MGWC-8	MGWC-12	MGWC-19	MGWC-20	MGWC-25
8/5/2025					7.81	5.88	
8/6/2025	6.93	7.1	7.72	8.07			
2/3/2026	7.05	6.8		7.82			
2/4/2026			7.05		7.62	5.96	
2/26/2026							4.69

Time Series

Constituent: Selenium (mg/L) Analysis Run 4/30/2026 10:22 AM View: Descriptive

Plant McIntosh Client: Southern Company Data: McIntosh AP-1

	MGWA-5 (bg)	MGWA-6 (bg)	MGWA-6A (bg)	MGWA-10 (bg)	MGWA-11 (bg)	MGWC-1	MGWC-2
5/5/2016	<0.005	<0.005		<0.005			
5/6/2016						<0.005	<0.005
6/20/2016	<0.005			<0.005	<0.005		
6/21/2016		<0.005				<0.005	<0.005
8/15/2016	<0.005	<0.005		0.00062 (J)	<0.005		
8/16/2016						<0.005	<0.005
9/28/2016	<0.005	<0.005		0.0003 (J)	<0.005	<0.005	
9/29/2016							<0.005
11/16/2016	<0.005	<0.005		<0.005	<0.005	<0.005	<0.005
1/16/2017				<0.005			
1/17/2017	<0.005	<0.005			<0.005		
1/18/2017							<0.005
1/19/2017						<0.005	
3/2/2017	<0.005	<0.005		<0.005	<0.005	<0.005	<0.005
4/18/2017	<0.005	<0.005		<0.005	<0.005	<0.005	
4/19/2017							<0.005
7/13/2017					<0.005		
3/29/2018	<0.005	<0.005		0.00027 (J)	<0.005	0.0005 (J)	
3/30/2018							0.00045 (J)
6/12/2018	<0.005			0.00076 (J)	0.00049 (J)		
6/13/2018		<0.005				<0.005	<0.005
10/9/2018	<0.005			0.00054 (J)	<0.005		
10/10/2018		<0.005				0.00036 (J)	<0.005
1/28/2019				<0.005	<0.005		
1/29/2019	<0.005	<0.005	<0.005			<0.005	<0.005
1/28/2020	<0.005	<0.005	<0.005	<0.005	<0.005		
1/29/2020						<0.005	<0.005
1/25/2021				<0.005			
1/26/2021	<0.005	<0.005	<0.005		<0.005	<0.005	<0.005
2/22/2022	<0.005	<0.005	<0.005	<0.005	<0.005	<0.005	
2/23/2022							<0.005
8/2/2022	<0.005	<0.005	<0.005	<0.005	<0.005		
8/3/2022						<0.005	
8/4/2022							<0.005
2/7/2023	<0.005	<0.005	<0.005	<0.005	<0.005		
2/8/2023						<0.005	<0.005
8/1/2023	<0.005	<0.005	<0.005	<0.005	<0.005	<0.005	
8/2/2023							<0.005
2/6/2024	<0.005	<0.005	<0.005	<0.005	<0.005	<0.005	
2/7/2024							<0.005
8/13/2024	<0.005	<0.005	<0.005	<0.005	<0.005	<0.005	
8/14/2024							<0.005
2/3/2025	<0.005	<0.005					
2/4/2025			<0.005	<0.005	<0.005	<0.005	
2/5/2025							<0.005
8/5/2025	<0.005	<0.005	<0.005	<0.005	<0.005	<0.005	
8/6/2025							<0.005
2/2/2026			<0.005				
2/3/2026	<0.005	<0.005		<0.005	<0.005		<0.005
2/4/2026						<0.005	

ND substitution: RL or RL/2 if <15% NDs.

Time Series

Constituent: Selenium (mg/L) Analysis Run 4/30/2026 10:22 AM View: Descriptive

Plant McIntosh Client: Southern Company Data: McIntosh AP-1

	MGWC-3	MGWC-7	MGWC-8	MGWC-12	MGWC-19	MGWC-20	MGWC-25
5/5/2016		<0.005	<0.005				
5/6/2016	<0.005						
6/21/2016	<0.005	<0.005	<0.005	<0.005			
8/15/2016		<0.005	0.00033 (J)				
8/16/2016	<0.005			<0.005			
9/28/2016		<0.005	0.00038 (J)				
9/29/2016	<0.005			<0.005			
11/16/2016	<0.005	<0.005	<0.005	<0.005			
1/17/2017	<0.005	<0.005	<0.005				
1/18/2017				<0.005			
3/2/2017	<0.005	<0.005	<0.005	<0.005			
4/18/2017	<0.005	<0.005	0.0024				
4/25/2017				<0.005			
7/13/2017				<0.005			
3/29/2018		0.00026 (J)		0.00027 (J)			
3/30/2018	0.00044 (J)		0.00027 (J)				
6/12/2018				<0.005			
6/13/2018	<0.005	<0.005	<0.005				
10/10/2018	<0.005	<0.005	0.00039 (J)	<0.005			
1/29/2019	<0.005	<0.005	<0.005	<0.005			
1/28/2020		<0.005		<0.005			
1/29/2020	<0.005		<0.005				
1/26/2021	<0.005	<0.005	<0.005	<0.005			
2/22/2022				<0.005			
2/23/2022	<0.005	<0.005	<0.005				
8/2/2022				<0.005			
8/3/2022	<0.005	<0.005					
8/4/2022			<0.005				
2/7/2023	<0.005			<0.005			
2/8/2023		<0.005	<0.005				
8/1/2023	<0.005		<0.005				
8/2/2023		<0.005		<0.005			
2/6/2024		<0.005					
2/7/2024	<0.005		<0.005	<0.005			
8/14/2024	<0.005	<0.005	<0.005	<0.005			
2/4/2025	<0.005	<0.005	<0.005	<0.005		<0.005	
2/5/2025					<0.005		
8/5/2025					<0.005	0.0086	
8/6/2025	<0.005	0.0034 (J)	<0.005	<0.005			
2/3/2026	<0.005	<0.005		<0.005			
2/4/2026			<0.005		<0.005	<0.005	
2/26/2026							0.0051

ND substitution: RL or RL/2 if <15% NDs.

Time Series

Constituent: Sulfate (mg/L) Analysis Run 4/30/2026 10:22 AM View: Descriptive

Plant McIntosh Client: Southern Company Data: McIntosh AP-1

	MGWA-5 (bg)	MGWA-6 (bg)	MGWA-6A (bg)	MGWA-10 (bg)	MGWA-11 (bg)	MGWC-1	MGWC-2
5/5/2016	4.47	17.8		2.46			
5/6/2016						106	445
6/20/2016	7.7			2.5	1		
6/21/2016		17				210	290
8/15/2016	7.5	20		1.9	0.73 (J)		
8/16/2016						120	270
9/28/2016	7.8	21		1.9	<1	110	
9/29/2016							280
11/16/2016	6.7	20		1.7	<1	130	280
1/16/2017				<1			
1/17/2017	6.7	19			<1		
1/18/2017							280
1/19/2017						160	
3/2/2017	5.6	15		1.4	<1	130	240
4/18/2017	5.1	14		1.3	<1	120	
4/19/2017							250
7/13/2017					1.4		
10/10/2017	4.9	11		1.1	0.87 (J)	170	240
6/12/2018	3.8			0.82 (J)	4.1		
6/13/2018		8.7				130	220
10/9/2018	6.7			0.82 (J)	2.2		
10/10/2018		8.7				140	220
12/5/2018					1.2		
1/29/2019			7.08				
3/25/2019	3.4		1.8	1.1	1.3		
3/26/2019		6.3				130	190
9/10/2019	4.7	5.6	0.6 (J)	1.1	1.8	140	180
3/9/2020				4.2	3.4		
3/10/2020	5.2	5	2.4			140	170
9/16/2020	3.2	2.7	1	0.69 (J)	3		160
9/17/2020						150	
3/23/2021		3.2	1.7	<1	1.4		
3/24/2021	3.5					120	180
8/23/2021				<1	3.4		
8/24/2021	3.6	3.5	3.3				160
8/25/2021						140	
2/22/2022	3.2	5.4	2.1	<1	1.1	150	
2/23/2022							180
8/2/2022	2.7	2.3	2.1	<1	0.8 (J)		
8/3/2022						140	
8/4/2022							150
2/7/2023	2.5	2.3	1.6	<1	3.3		
2/8/2023						140	150
8/1/2023	2.9	3.2	4	0.56 (J)	1	140	
8/2/2023							150
2/6/2024	2.4	2.8	2.4	<1	0.82 (J)	140	
2/7/2024							150
8/13/2024	3.3	4.4	4.2	0.59 (J)	3.3	140	
8/14/2024							140
2/3/2025	3.4	4.6					
2/4/2025			4	<1	<1	140	
2/5/2025							150

ND substitution: RL or RL/2 if <15% NDs.

Time Series

Constituent: Sulfate (mg/L) Analysis Run 4/30/2026 10:22 AM View: Descriptive

Plant McIntosh Client: Southern Company Data: McIntosh AP-1

	MGWA-5 (bg)	MGWA-6 (bg)	MGWA-6A (bg)	MGWA-10 (bg)	MGWA-11 (bg)	MGWC-1	MGWC-2
8/5/2025	<1	4.3	3.7	<1	2.5	140	
8/6/2025							130
2/2/2026			9.1				
2/3/2026	3.3	5.4		1.5	1.8		140
2/4/2026						130	

ND substitution: RL or RL/2 if <15% NDs.

Time Series

Constituent: Sulfate (mg/L) Analysis Run 4/30/2026 10:22 AM View: Descriptive

Plant McIntosh Client: Southern Company Data: McIntosh AP-1

	MGWC-3	MGWC-7	MGWC-8	MGWC-12	MGWC-19	MGWC-20	MGWC-25
5/5/2016		116	144				
5/6/2016	94.2						
6/21/2016	95	170	160	4			
8/15/2016		170	120				
8/16/2016	88			2.8			
9/28/2016		170	130				
9/29/2016	94			<1			
11/16/2016	97	170	130	3			
1/17/2017	100	180	150				
1/18/2017				4.1			
3/2/2017	100	180	160	4.6			
4/18/2017	91	160	180				
4/25/2017				4.4			
7/13/2017				4.8			
10/10/2017	110	180	260	4.9			
6/12/2018				4.1			
6/13/2018	110	180	330				
10/10/2018	110	190	410	2.5			
12/5/2018		190					
3/26/2019	110	180	420	2.9			
9/10/2019	110	180	420	2.5			
3/10/2020	130	170	370	7.8			
9/16/2020				4.4			
9/17/2020	120	160	380				
3/24/2021	130	180	280	7.1			
8/24/2021	130						
8/25/2021		180	420	6.6			
2/22/2022				4.8			
2/23/2022	150	260	390				
8/2/2022				3.1			
8/3/2022	130	220					
8/4/2022			350				
2/7/2023	120			4.7			
2/8/2023		220	280				
8/1/2023	110		280				
8/2/2023		200		4.6			
2/6/2024		200					
2/7/2024	94		310	8.2			
8/14/2024	80	200	230	8.9			
12/9/2024					290	150	
2/4/2025	73	230	380	11		160	
2/5/2025					280		
8/5/2025					260	130	
8/6/2025	59	170	300	9.9			
2/3/2026	55	190		8			
2/4/2026			300		290	190	
2/26/2026							140

ND substitution: RL or RL/2 if <15% NDs.

Time Series

Constituent: TDS (mg/L) Analysis Run 4/30/2026 10:22 AM View: Descriptive

Plant McIntosh Client: Southern Company Data: McIntosh AP-1

	MGWA-5 (bg)	MGWA-6 (bg)	MGWA-6A (bg)	MGWA-10 (bg)	MGWA-11 (bg)	MGWC-1	MGWC-2
5/5/2016	129	281		78			
5/6/2016						282	661
6/20/2016	156			80	188		
6/21/2016		303				516	692
8/15/2016	160	310		58	180		
8/16/2016						360	650
9/28/2016	91	170		29	100	190	
9/29/2016							640
11/16/2016	250	340		140	270	410	680
1/16/2017				36			
1/17/2017	140	310			170		
1/18/2017							630
1/19/2017						400	
3/2/2017	170	330		78	210	360	660
4/18/2017	140	290		16	160	360	
4/19/2017							600
7/13/2017					150		
10/10/2017	190	310		78	210	480	600
6/12/2018	180			62	150		
6/13/2018		230				390	570
10/9/2018	170			68	150		
10/10/2018		300				260	470
1/29/2019			280				
3/25/2019	150		250	54	210		
3/26/2019		290				370	530
9/10/2019	110	260	230	14	160	360	470
3/9/2020				56	190		
3/10/2020	170	300	260			450	540
9/16/2020	150	300	320	44	150		530
9/17/2020						460	
3/23/2021		300	270	53	220		
3/24/2021	150					380	490
8/23/2021				55	200		
8/24/2021	160	300	280				510
8/25/2021						470	
2/22/2022	150	300	270	38	210	420	
2/23/2022							490
8/2/2022	270	200	190	65	210		
8/3/2022						440	
8/4/2022							480
2/7/2023	150	290	260	61	190		
2/8/2023						400	440
8/1/2023	170	330	360	57	300	450	
8/2/2023							520
2/6/2024	150	280	260	57	210	420	
2/7/2024							450
8/13/2024	150	290	270	63	200	420	
8/14/2024							450
2/3/2025	150	260					
2/4/2025			250	54	220	400	
2/5/2025							420
8/5/2025	150	290	290	58	220	500	

Time Series

Constituent: TDS (mg/L) Analysis Run 4/30/2026 10:22 AM View: Descriptive

Plant McIntosh Client: Southern Company Data: McIntosh AP-1

	MGWA-5 (bg)	MGWA-6 (bg)	MGWA-6A (bg)	MGWA-10 (bg)	MGWA-11 (bg)	MGWC-1	MGWC-2
8/6/2025							540
2/2/2026			310				
2/3/2026	160	270		26	200		430
2/4/2026						400	

Time Series

Constituent: TDS (mg/L) Analysis Run 4/30/2026 10:22 AM View: Descriptive

Plant McIntosh Client: Southern Company Data: McIntosh AP-1

	MGWC-3	MGWC-7	MGWC-8	MGWC-12	MGWC-19	MGWC-20	MGWC-25
5/5/2016		272	287				
5/6/2016	380						
6/21/2016	392	356	297	177			
8/15/2016		330	230				
8/16/2016	360			160			
9/28/2016		180	130				
9/29/2016	380			190			
11/16/2016	420	330	290	240			
1/17/2017	380	310	240				
1/18/2017				180			
3/2/2017	410	340	270	170			
4/18/2017	360	300	310				
4/25/2017				170			
7/13/2017				150			
10/10/2017	400	340	450	160			
6/12/2018				170			
6/13/2018	320	320	600				
10/10/2018	300	270	410	48			
3/26/2019	370	320	630	180			
9/10/2019	360	260	660	140			
3/10/2020	390	370	600	170			
9/16/2020				190			
9/17/2020	410	320	740				
3/24/2021	430	330	530	190			
8/24/2021	450						
8/25/2021		390	720	230			
2/22/2022				190			
2/23/2022	450	390	630				
8/2/2022				150			
8/3/2022	430	400					
8/4/2022			620				
2/7/2023	410			190			
2/8/2023		370	480				
8/1/2023	420		570				
8/2/2023		410		200			
2/6/2024		350					
2/7/2024	370		590	200			
8/14/2024	360	350	580	190			
12/9/2024					510	320	
2/4/2025	330	330	590	200		310	
2/5/2025					500		
8/5/2025					560	330	
8/6/2025	370	390	610	180			
2/3/2026	300	370		190			
2/4/2026			540		500	290	
2/26/2026							270

Time Series

Constituent: Thallium (mg/L) Analysis Run 4/30/2026 10:22 AM View: Descriptive

Plant McIntosh Client: Southern Company Data: McIntosh AP-1

	MGWA-5 (bg)	MGWA-6 (bg)	MGWA-6A (bg)	MGWA-10 (bg)	MGWA-11 (bg)	MGWC-1	MGWC-2
5/5/2016	<0.001	<0.001		<0.001			
5/6/2016						<0.001	<0.001
6/20/2016	<0.001			<0.001	<0.001		
6/21/2016		0.0001 (J)				9E-05 (J)	<0.001
8/15/2016	<0.001	<0.001		<0.001	<0.001		
8/16/2016						<0.001	<0.001
9/28/2016	<0.001	<0.001		<0.001	<0.001	<0.001	
9/29/2016							<0.001
11/16/2016	<0.001	<0.001		<0.001	<0.001	<0.001	<0.001
1/16/2017				<0.001			
1/17/2017	<0.001	<0.001			<0.001		
1/18/2017							<0.001
1/19/2017						<0.001	
3/2/2017	<0.001	<0.001		<0.001	<0.001	<0.001	<0.001
4/18/2017	<0.001	<0.001		<0.001	<0.001	9.5E-05 (J)	
4/19/2017							<0.001
7/13/2017					<0.001		
3/29/2018	<0.001	<0.001		<0.001	<0.001	0.00014 (J)	
3/30/2018							<0.001
6/12/2018	<0.001			<0.001	<0.001		
6/13/2018		<0.001				<0.001	<0.001
10/9/2018	<0.001			<0.001	<0.001		
10/10/2018		<0.001				<0.001	<0.001
1/28/2019				<0.001	<0.001		
1/29/2019	<0.001	<0.001	<0.001			<0.001	<0.001
1/28/2020	<0.001	0.00027 (J)	<0.001	<0.001	0.00033 (J)		
1/29/2020						0.00032 (J)	0.00021 (J)
3/9/2020				0.00058 (J)	0.00036 (J)		
3/10/2020	0.00015 (J)	0.00019 (J)	<0.001			<0.001	<0.001
9/16/2020	0.00018 (J)	0.00021 (J)	<0.001	<0.001	0.00041 (J)		<0.001
9/17/2020						0.00016 (J)	
1/25/2021				<0.001			
1/26/2021	<0.001	<0.001	<0.001		<0.001	0.00016 (J)	<0.001
3/23/2021		0.00025 (J)	<0.001	0.00046 (J)	0.00051 (J)		
3/24/2021	<0.001					<0.001	<0.001
8/23/2021				<0.001	0.0004 (J)		
8/24/2021	<0.001	0.00017 (J)	<0.001				<0.001
8/25/2021						<0.001	
2/22/2022	<0.001	<0.001	<0.001	<0.001	<0.001	<0.001	
2/23/2022							<0.001
8/2/2022	<0.001	<0.001	<0.001	<0.001	<0.001		
8/3/2022						<0.001	
8/4/2022							<0.001
2/7/2023	<0.001	<0.001	<0.001	<0.001	<0.001		
2/8/2023						<0.001	<0.001
8/1/2023	<0.001	<0.001	<0.001	<0.001	<0.001	<0.001	
8/2/2023							<0.001
2/6/2024	<0.001	<0.001	<0.001	<0.001	<0.001	<0.001	
2/7/2024							<0.001
8/13/2024	<0.001	<0.001	<0.001	<0.001	<0.001	<0.001	
8/14/2024							<0.001
2/3/2025	<0.001	<0.001					

ND substitution: RL or RL/2 if <15% NDs.

Time Series

Constituent: Thallium (mg/L) Analysis Run 4/30/2026 10:22 AM View: Descriptive

Plant McIntosh Client: Southern Company Data: McIntosh AP-1

	MGWA-5 (bg)	MGWA-6 (bg)	MGWA-6A (bg)	MGWA-10 (bg)	MGWA-11 (bg)	MGWC-1	MGWC-2
2/4/2025			<0.001	<0.001	<0.001	<0.001	
2/5/2025							<0.001
8/5/2025	<0.001	<0.001	<0.001	<0.001	<0.001	<0.001	
8/6/2025							<0.001
2/2/2026			<0.001				
2/3/2026	<0.001	<0.001		<0.001	<0.001		<0.001
2/4/2026						<0.001	

ND substitution: RL or RL/2 if <15% NDs.

Time Series

Constituent: Thallium (mg/L) Analysis Run 4/30/2026 10:22 AM View: Descriptive

Plant McIntosh Client: Southern Company Data: McIntosh AP-1

	MGWC-3	MGWC-7	MGWC-8	MGWC-12	MGWC-19	MGWC-20	MGWC-25
5/5/2016		<0.001	<0.001				
5/6/2016	<0.001						
6/21/2016	<0.001	<0.001	0.0001 (J)	<0.001			
8/15/2016		<0.001	0.00016 (J)				
8/16/2016	<0.001			<0.001			
9/28/2016		<0.001	0.00014 (J)				
9/29/2016	<0.001			<0.001			
11/16/2016	<0.001	<0.001	9E-05 (J)	<0.001			
1/17/2017	<0.001	<0.001	0.00016 (J)				
1/18/2017				<0.001			
3/2/2017	<0.001	<0.001	0.00018 (J)	<0.001			
4/18/2017	<0.001	<0.001	0.00019 (J)				
4/25/2017				<0.001			
7/13/2017				<0.001			
3/29/2018		<0.001		<0.001			
3/30/2018	<0.001		0.00027 (J)				
6/12/2018				<0.001			
6/13/2018	<0.001	<0.001	0.00027 (J)				
10/10/2018	<0.001	<0.001	0.00025 (J)	<0.001			
1/29/2019	<0.001	<0.001	<0.001	<0.001			
1/28/2020		<0.001		<0.001			
1/29/2020	0.00037 (J)		0.00042 (J)				
3/10/2020	0.00016 (J)	<0.001	0.00025 (J)	0.00015 (J)			
9/16/2020				0.00027 (J)			
9/17/2020	<0.001	<0.001	0.00031 (J)				
1/26/2021	<0.001	0.00016 (J)	0.0003 (J)	<0.001			
3/24/2021	<0.001	<0.001	<0.001	<0.001			
8/24/2021	<0.001						
8/25/2021		<0.001	0.0004 (J)	<0.001			
2/22/2022				<0.001			
2/23/2022	<0.001	<0.001	<0.001				
8/2/2022				<0.001			
8/3/2022	<0.001	<0.001					
8/4/2022			<0.001				
2/7/2023	<0.001			<0.001			
2/8/2023		<0.001	<0.001				
8/1/2023	<0.001		<0.001				
8/2/2023		<0.001		<0.001			
2/6/2024		<0.001					
2/7/2024	<0.001		<0.001	<0.001			
8/14/2024	<0.001	<0.001	<0.001	<0.001			
2/4/2025	<0.001	<0.001	<0.001	<0.001		<0.001	
2/5/2025					<0.001		
8/5/2025					<0.001	<0.001	
8/6/2025	<0.001	<0.001	<0.001	<0.001			
2/3/2026	<0.001	<0.001		<0.001			
2/4/2026			<0.001		<0.001	0.00019 (J)	
2/26/2026							0.0003 (J)

ND substitution: RL or RL/2 if <15% NDs.

FIGURE B.

Sanitas™ v.10.1.06 Software licensed to Groundwater Stats Consulting. UG

Box & Whiskers Plot

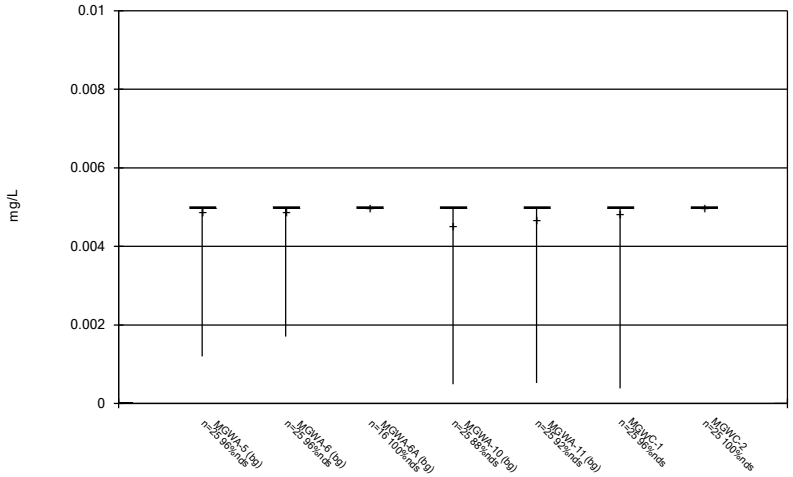

Constituent: Antimony Analysis Run 4/30/2026 10:22 AM View: Descriptive
Plant McIntosh Client: Southern Company Data: McIntosh AP-1

Sanitas™ v.10.1.06 Software licensed to Groundwater Stats Consulting. UG

Box & Whiskers Plot

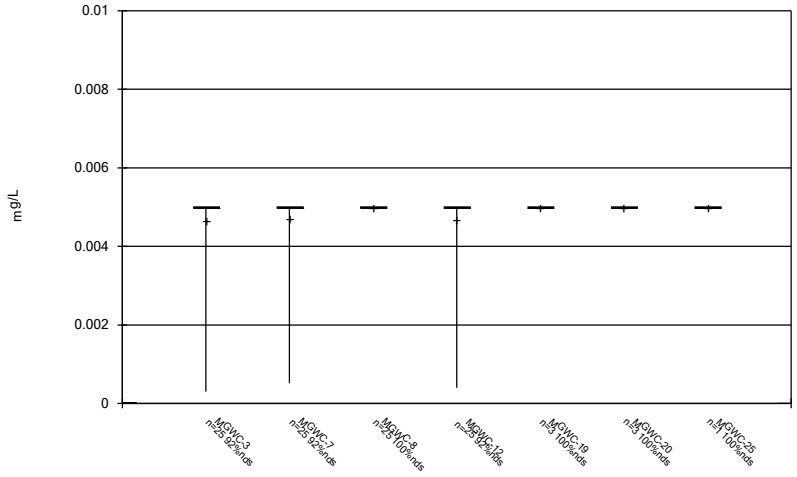

Constituent: Antimony Analysis Run 4/30/2026 10:22 AM View: Descriptive
Plant McIntosh Client: Southern Company Data: McIntosh AP-1

Sanitas™ v.10.1.06 Software licensed to Groundwater Stats Consulting. UG

Box & Whiskers Plot

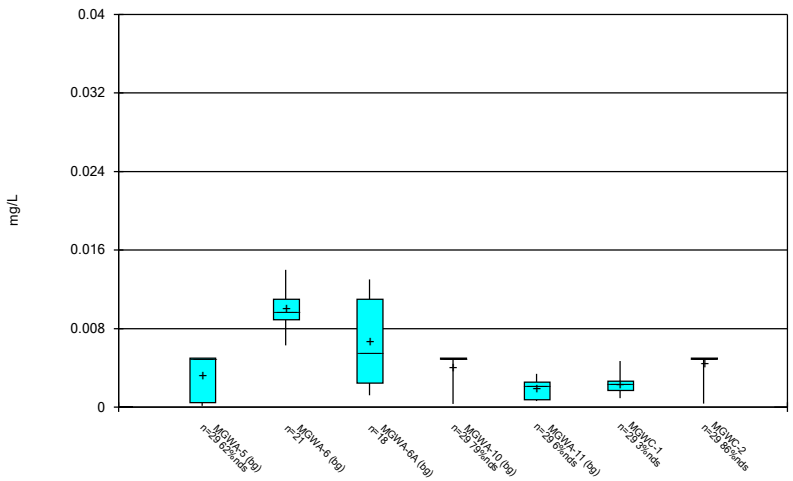

Constituent: Arsenic Analysis Run 4/30/2026 10:22 AM View: Descriptive
Plant McIntosh Client: Southern Company Data: McIntosh AP-1

Sanitas™ v.10.1.06 Software licensed to Groundwater Stats Consulting. UG

Box & Whiskers Plot

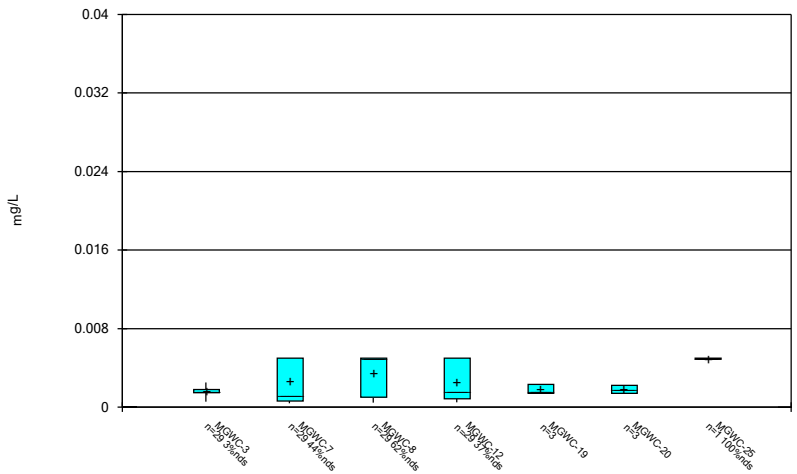

Constituent: Arsenic Analysis Run 4/30/2026 10:22 AM View: Descriptive
Plant McIntosh Client: Southern Company Data: McIntosh AP-1

Sanitas™ v.10.1.06 Software licensed to Groundwater Stats Consulting. UG

Box & Whiskers Plot

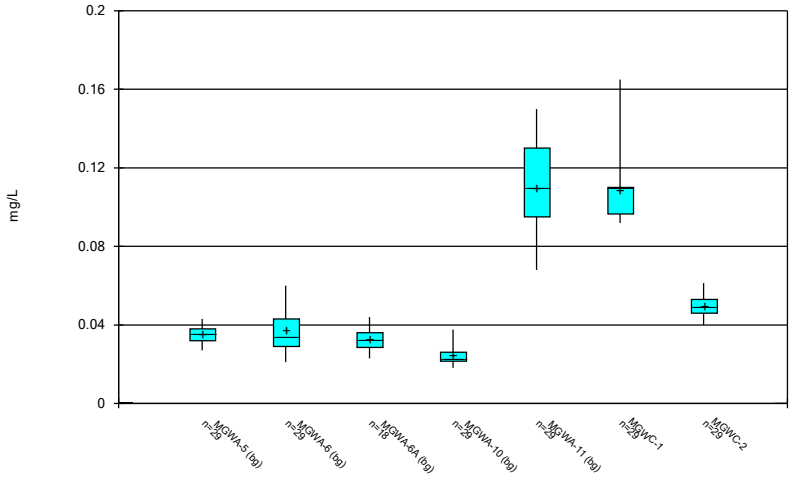

Constituent: Barium Analysis Run 4/30/2026 10:22 AM View: Descriptive
Plant McIntosh Client: Southern Company Data: McIntosh AP-1

Sanitas™ v.10.1.06 Software licensed to Groundwater Stats Consulting. UG

Box & Whiskers Plot

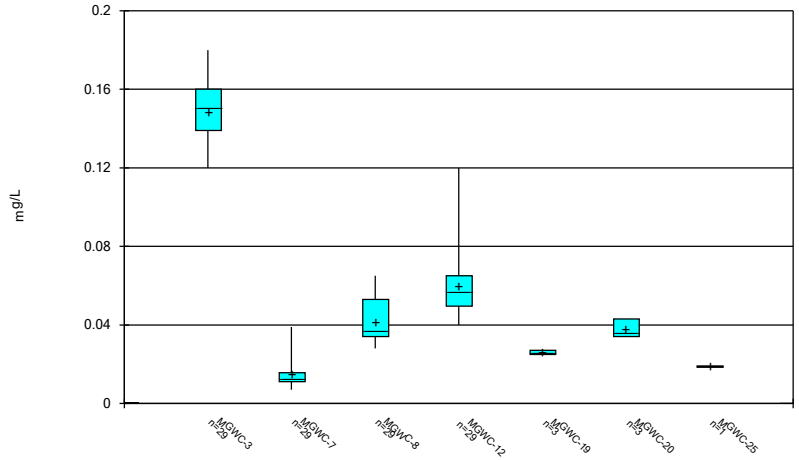

Constituent: Barium Analysis Run 4/30/2026 10:22 AM View: Descriptive
Plant McIntosh Client: Southern Company Data: McIntosh AP-1

Sanitas™ v.10.1.06 Software licensed to Groundwater Stats Consulting. UG

Box & Whiskers Plot

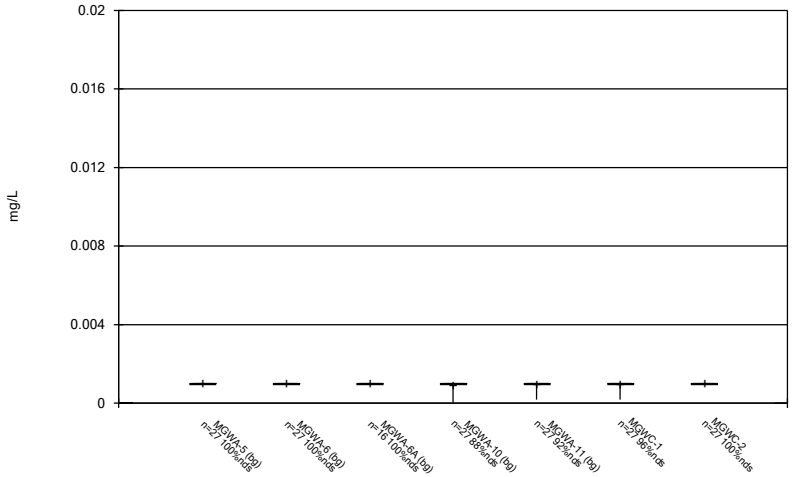

Constituent: Beryllium Analysis Run 4/30/2026 10:22 AM View: Descriptive
Plant McIntosh Client: Southern Company Data: McIntosh AP-1

Sanitas™ v.10.1.06 Software licensed to Groundwater Stats Consulting. UG

Box & Whiskers Plot

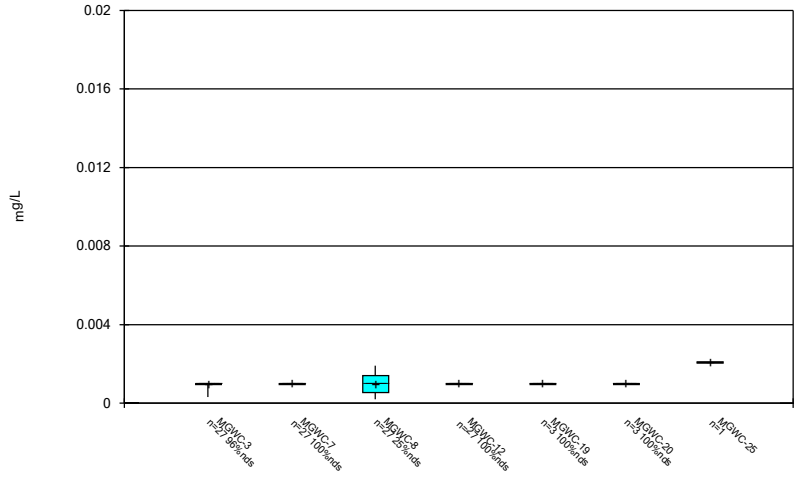

Constituent: Beryllium Analysis Run 4/30/2026 10:22 AM View: Descriptive
Plant McIntosh Client: Southern Company Data: McIntosh AP-1

Sanitas™ v.10.1.06 Software licensed to Groundwater Stats Consulting. UG

Box & Whiskers Plot

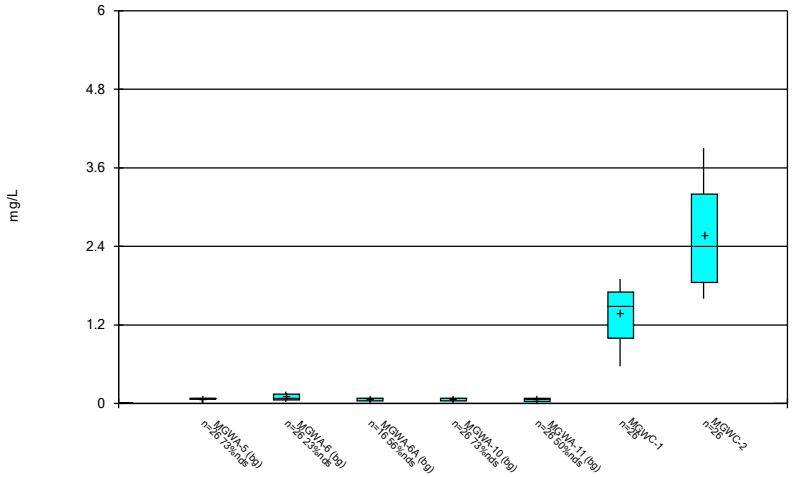

Constituent: Boron Analysis Run 4/30/2026 10:23 AM View: Descriptive
Plant McIntosh Client: Southern Company Data: McIntosh AP-1

Sanitas™ v.10.1.06 Software licensed to Groundwater Stats Consulting. UG

Box & Whiskers Plot

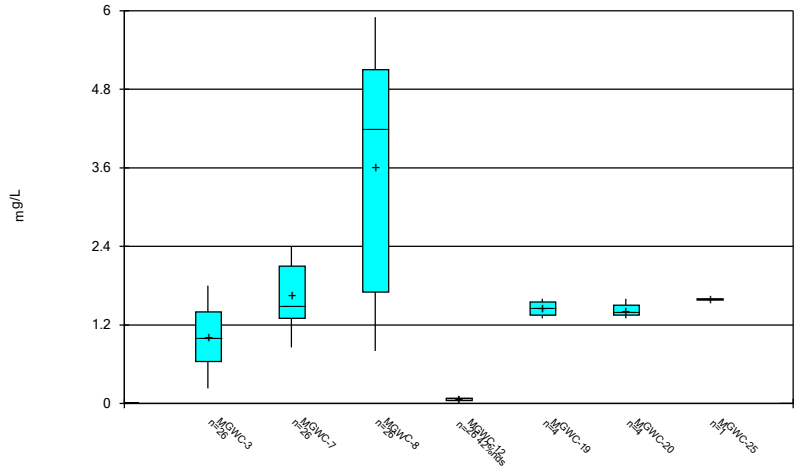

Constituent: Boron Analysis Run 4/30/2026 10:23 AM View: Descriptive
Plant McIntosh Client: Southern Company Data: McIntosh AP-1

Sanitas™ v.10.1.06 Software licensed to Groundwater Stats Consulting. UG

Box & Whiskers Plot

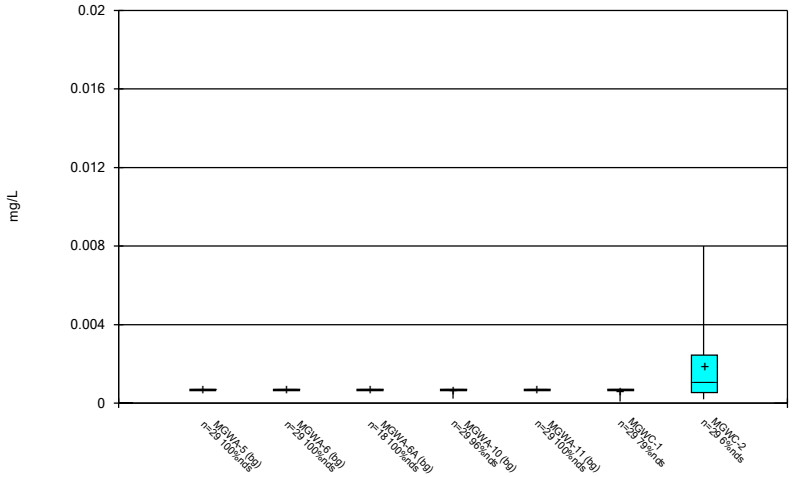

Constituent: Cadmium Analysis Run 4/30/2026 10:23 AM View: Descriptive
Plant McIntosh Client: Southern Company Data: McIntosh AP-1

Sanitas™ v.10.1.06 Software licensed to Groundwater Stats Consulting. UG

Box & Whiskers Plot

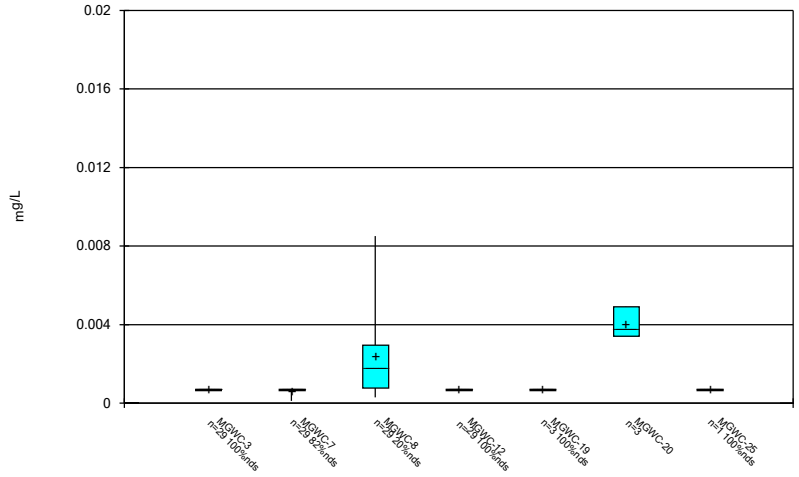

Constituent: Cadmium Analysis Run 4/30/2026 10:23 AM View: Descriptive
Plant McIntosh Client: Southern Company Data: McIntosh AP-1

Sanitas™ v.10.1.06 Software licensed to Groundwater Stats Consulting. UG

Box & Whiskers Plot

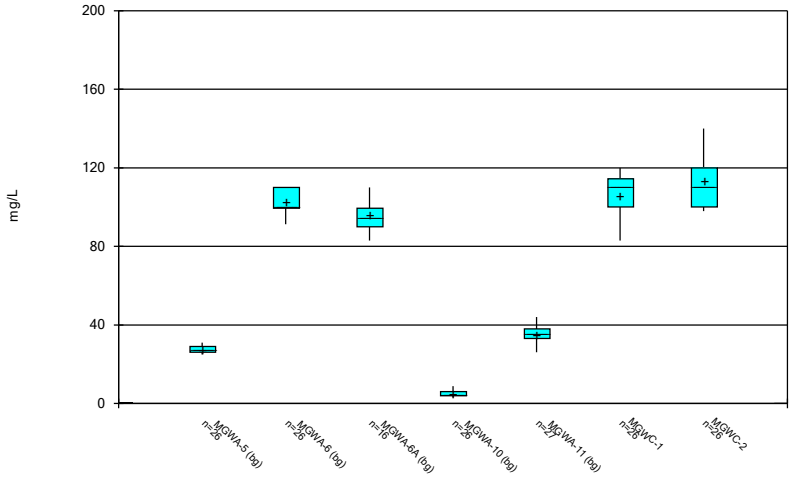

Constituent: Calcium Analysis Run 4/30/2026 10:23 AM View: Descriptive
Plant McIntosh Client: Southern Company Data: McIntosh AP-1

Sanitas™ v.10.1.06 Software licensed to Groundwater Stats Consulting. UG

Box & Whiskers Plot

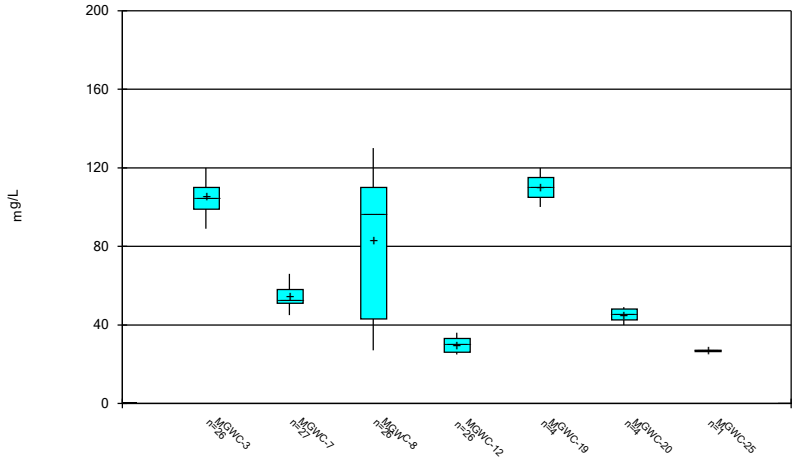

Constituent: Calcium Analysis Run 4/30/2026 10:23 AM View: Descriptive
Plant McIntosh Client: Southern Company Data: McIntosh AP-1

Sanitas™ v.10.1.06 Software licensed to Groundwater Stats Consulting. UG

Box & Whiskers Plot

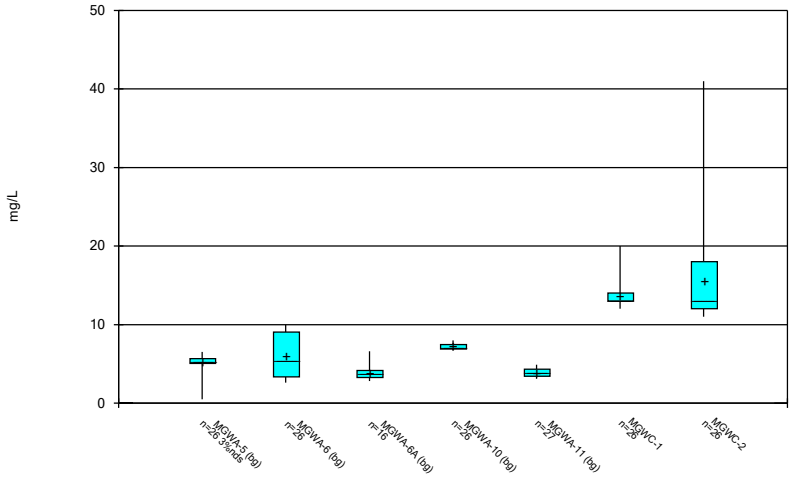

Constituent: Chloride Analysis Run 4/30/2026 10:23 AM View: Descriptive
Plant McIntosh Client: Southern Company Data: McIntosh AP-1

Sanitas™ v.10.1.06 Software licensed to Groundwater Stats Consulting. UG

Box & Whiskers Plot

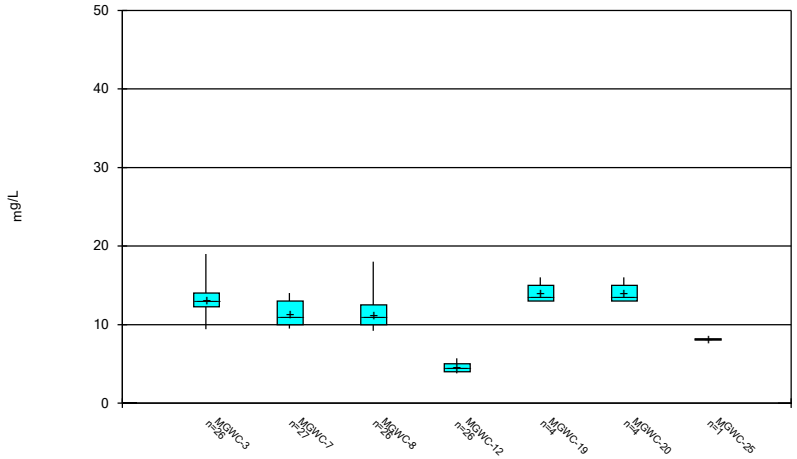

Constituent: Chloride Analysis Run 4/30/2026 10:23 AM View: Descriptive
Plant McIntosh Client: Southern Company Data: McIntosh AP-1

Sanitas™ v.10.1.06 Software licensed to Groundwater Stats Consulting. UG

Box & Whiskers Plot

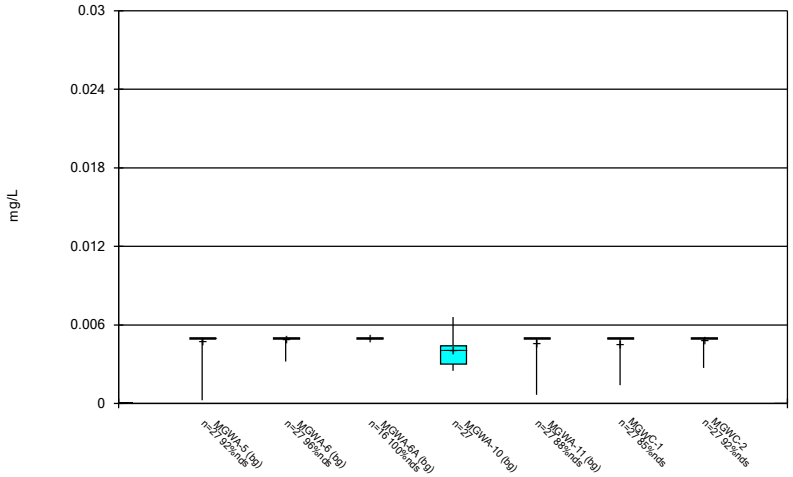

Constituent: Chromium Analysis Run 4/30/2026 10:23 AM View: Descriptive

Plant McIntosh Client: Southern Company Data: McIntosh AP-1

Sanitas™ v.10.1.06 Software licensed to Groundwater Stats Consulting. UG

Box & Whiskers Plot

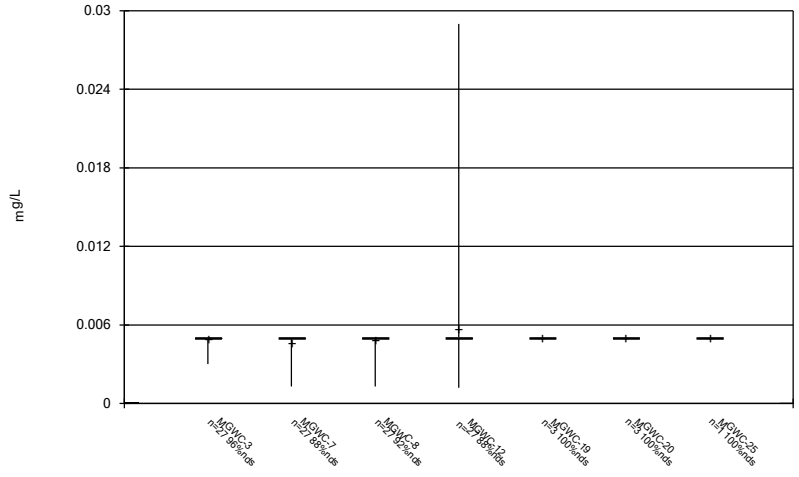

Constituent: Chromium Analysis Run 4/30/2026 10:23 AM View: Descriptive

Plant McIntosh Client: Southern Company Data: McIntosh AP-1

Sanitas™ v.10.1.06 Software licensed to Groundwater Stats Consulting. UG

Box & Whiskers Plot

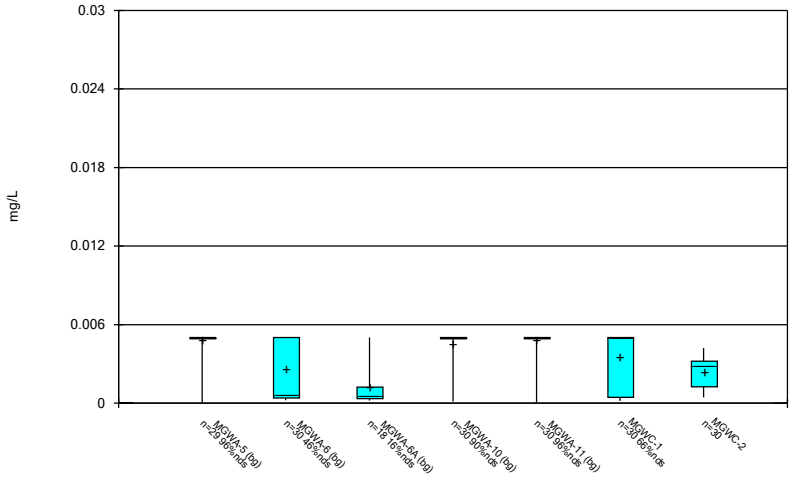

Constituent: Cobalt Analysis Run 4/30/2026 10:23 AM View: Descriptive

Plant McIntosh Client: Southern Company Data: McIntosh AP-1

Sanitas™ v.10.1.06 Software licensed to Groundwater Stats Consulting. UG

Box & Whiskers Plot

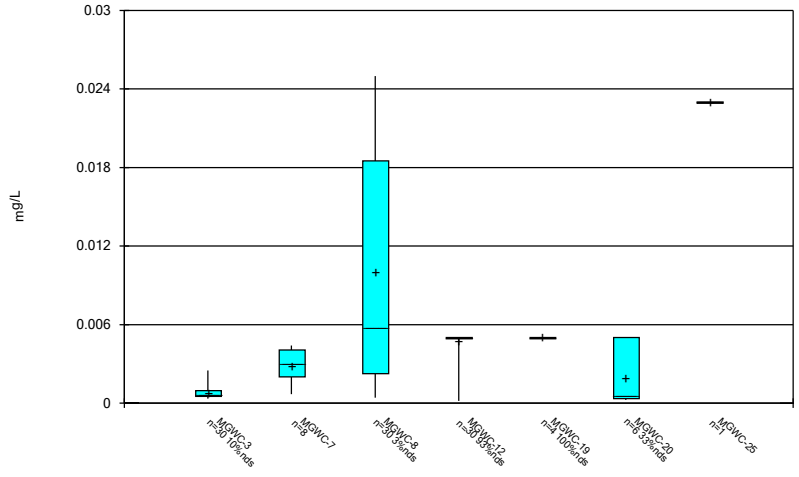

Constituent: Cobalt Analysis Run 4/30/2026 10:23 AM View: Descriptive

Plant McIntosh Client: Southern Company Data: McIntosh AP-1

Sanitas™ v.10.1.06 Software licensed to Groundwater Stats Consulting. UG

Box & Whiskers Plot

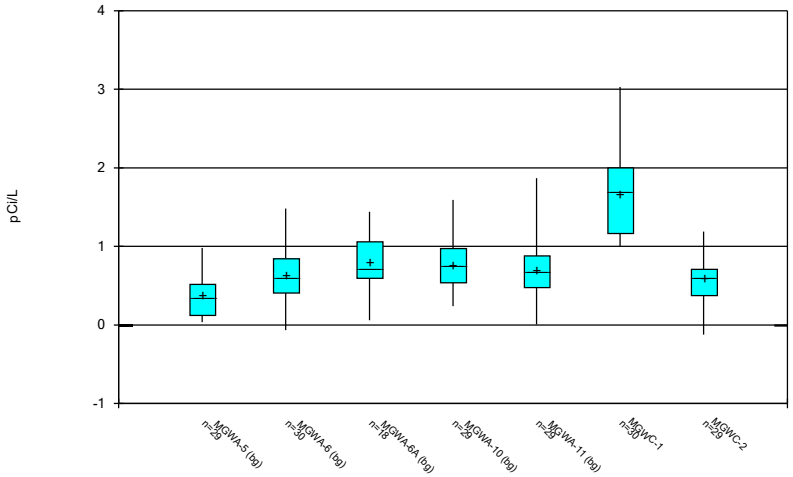

Constituent: Combined Radium 226 + 228 Analysis Run 4/30/2026 10:23 AM View: Descriptive

Plant McIntosh Client: Southern Company Data: McIntosh AP-1

Sanitas™ v.10.1.06 Software licensed to Groundwater Stats Consulting. UG

Box & Whiskers Plot

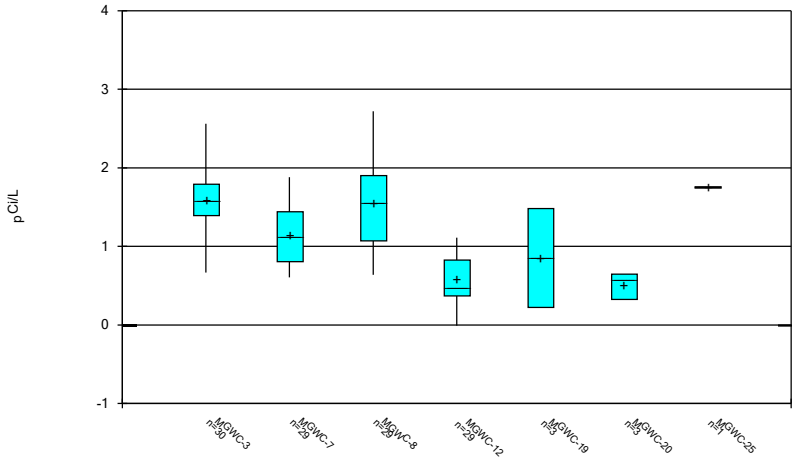

Constituent: Combined Radium 226 + 228 Analysis Run 4/30/2026 10:23 AM View: Descriptive

Plant McIntosh Client: Southern Company Data: McIntosh AP-1

Sanitas™ v.10.1.06 Software licensed to Groundwater Stats Consulting. UG

Box & Whiskers Plot

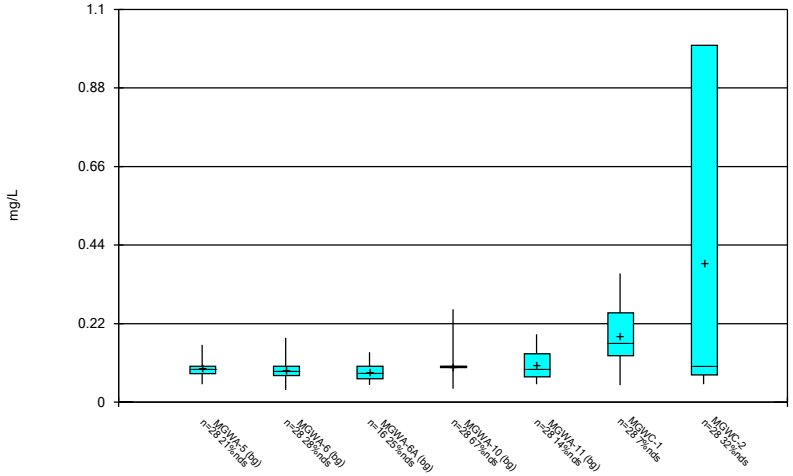

Constituent: Fluoride Analysis Run 4/30/2026 10:23 AM View: Descriptive

Plant McIntosh Client: Southern Company Data: McIntosh AP-1

Sanitas™ v.10.1.06 Software licensed to Groundwater Stats Consulting. UG

Box & Whiskers Plot

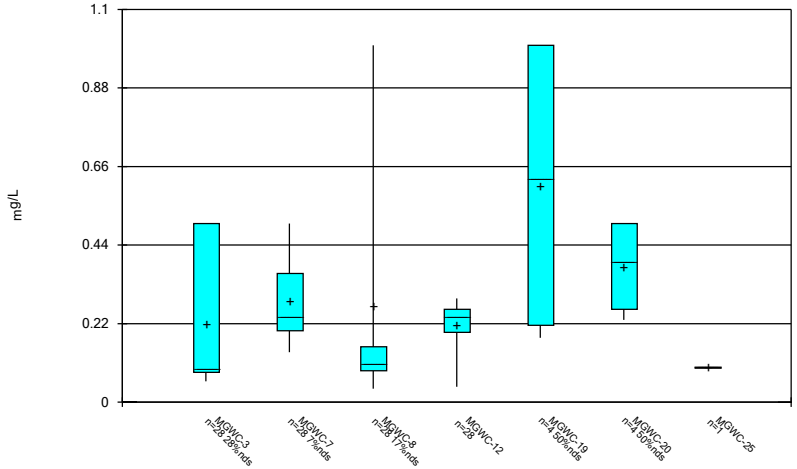

Constituent: Fluoride Analysis Run 4/30/2026 10:23 AM View: Descriptive

Plant McIntosh Client: Southern Company Data: McIntosh AP-1

Sanitas™ v.10.1.06 Software licensed to Groundwater Stats Consulting. UG

Box & Whiskers Plot

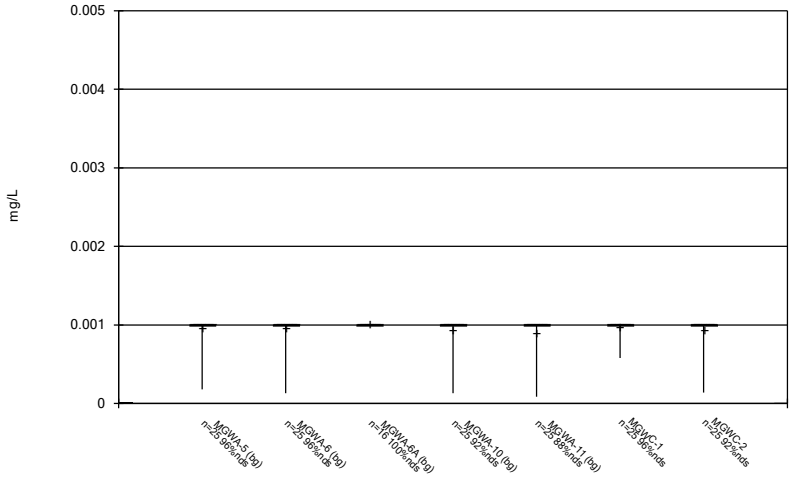

Constituent: Lead Analysis Run 4/30/2026 10:23 AM View: Descriptive
Plant McIntosh Client: Southern Company Data: McIntosh AP-1

Sanitas™ v.10.1.06 Software licensed to Groundwater Stats Consulting. UG

Box & Whiskers Plot

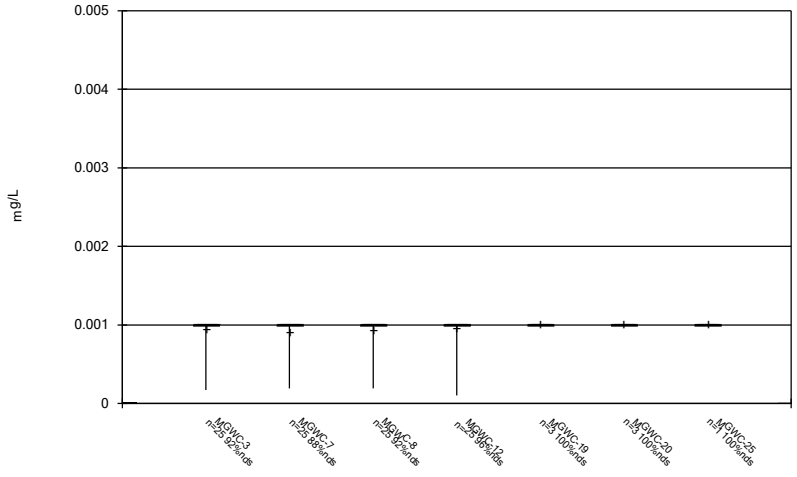

Constituent: Lead Analysis Run 4/30/2026 10:23 AM View: Descriptive
Plant McIntosh Client: Southern Company Data: McIntosh AP-1

Sanitas™ v.10.1.06 Software licensed to Groundwater Stats Consulting. UG

Box & Whiskers Plot

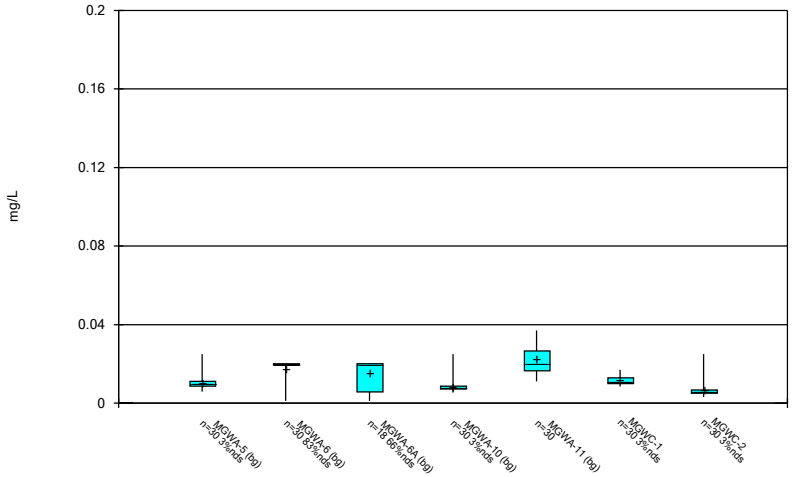

Constituent: Lithium Analysis Run 4/30/2026 10:23 AM View: Descriptive
Plant McIntosh Client: Southern Company Data: McIntosh AP-1

Sanitas™ v.10.1.06 Software licensed to Groundwater Stats Consulting. UG

Box & Whiskers Plot

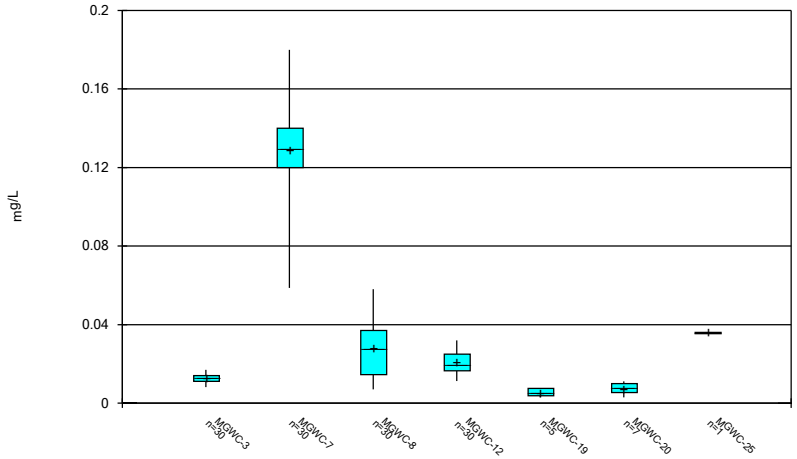

Constituent: Lithium Analysis Run 4/30/2026 10:23 AM View: Descriptive
Plant McIntosh Client: Southern Company Data: McIntosh AP-1

Sanitas™ v.10.1.06 Software licensed to Groundwater Stats Consulting. UG

Box & Whiskers Plot

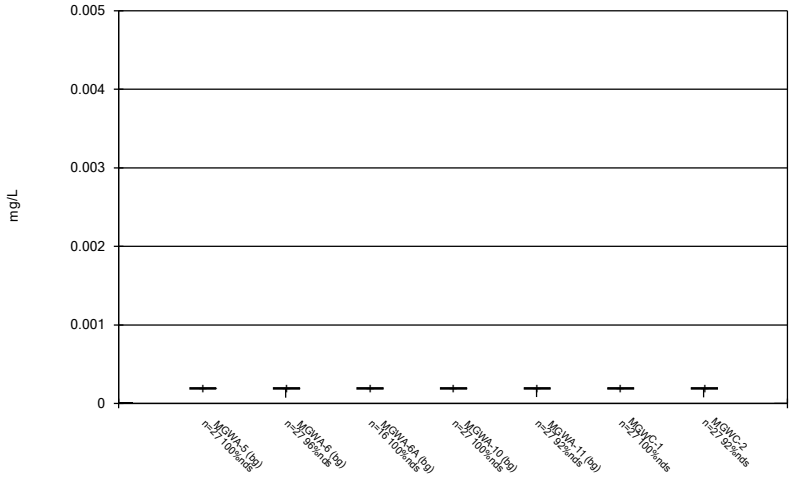

Constituent: Mercury Analysis Run 4/30/2026 10:23 AM View: Descriptive
Plant McIntosh Client: Southern Company Data: McIntosh AP-1

Sanitas™ v.10.1.06 Software licensed to Groundwater Stats Consulting. UG

Box & Whiskers Plot

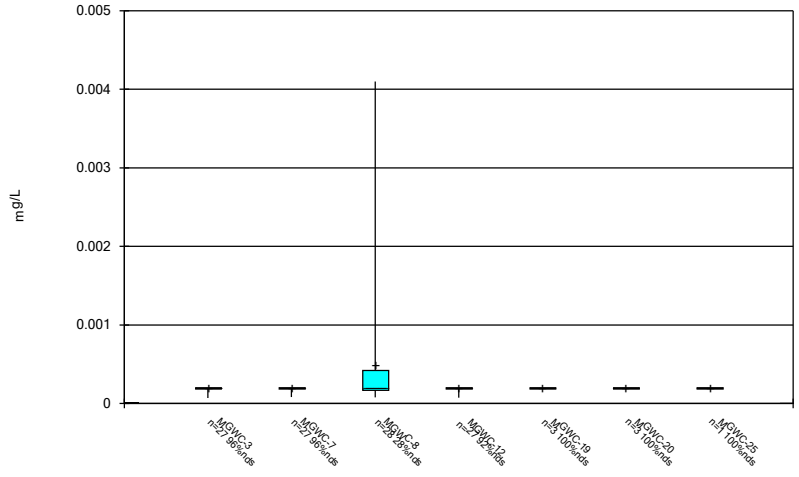

Constituent: Mercury Analysis Run 4/30/2026 10:23 AM View: Descriptive
Plant McIntosh Client: Southern Company Data: McIntosh AP-1

Sanitas™ v.10.1.06 Software licensed to Groundwater Stats Consulting. UG

Box & Whiskers Plot

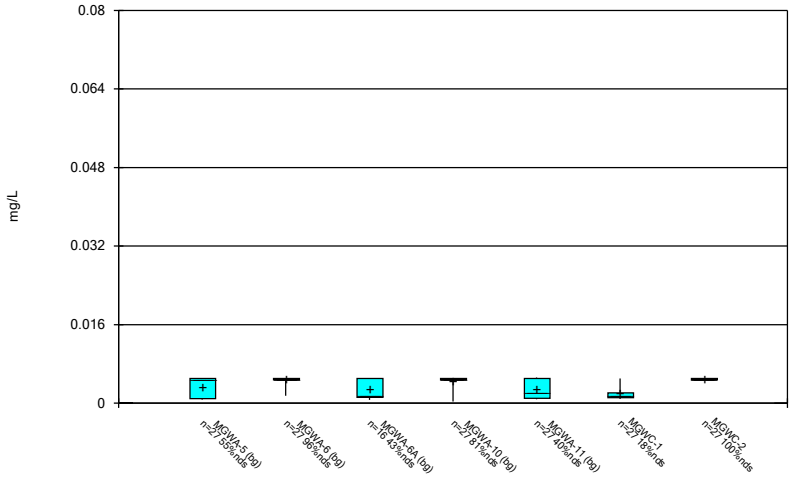

Constituent: Molybdenum Analysis Run 4/30/2026 10:23 AM View: Descriptive
Plant McIntosh Client: Southern Company Data: McIntosh AP-1

Sanitas™ v.10.1.06 Software licensed to Groundwater Stats Consulting. UG

Box & Whiskers Plot

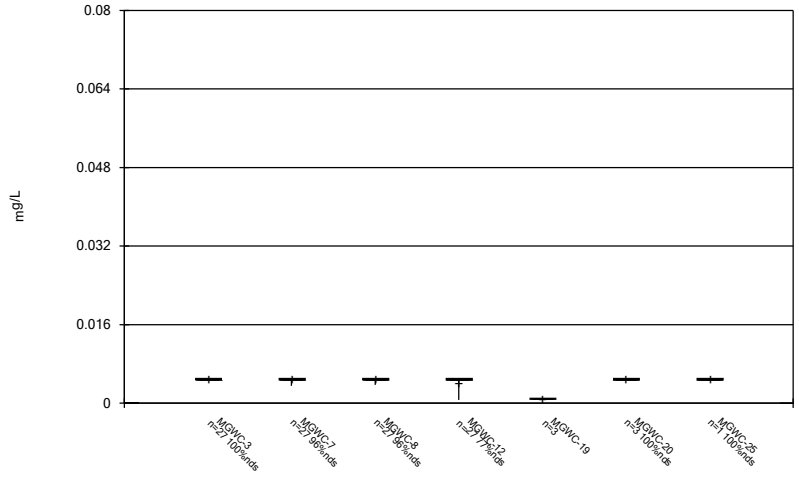

Constituent: Molybdenum Analysis Run 4/30/2026 10:23 AM View: Descriptive
Plant McIntosh Client: Southern Company Data: McIntosh AP-1

Sanitas™ v.10.1.06 Software licensed to Groundwater Stats Consulting. UG

Box & Whiskers Plot

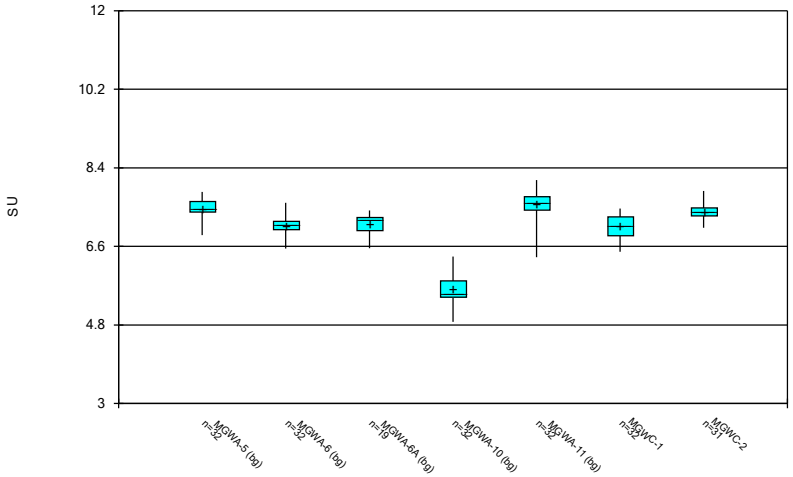

Constituent: pH, Field Analysis Run 4/30/2026 10:23 AM View: Descriptive
Plant McIntosh Client: Southern Company Data: McIntosh AP-1

Sanitas™ v.10.1.06 Software licensed to Groundwater Stats Consulting. UG

Box & Whiskers Plot

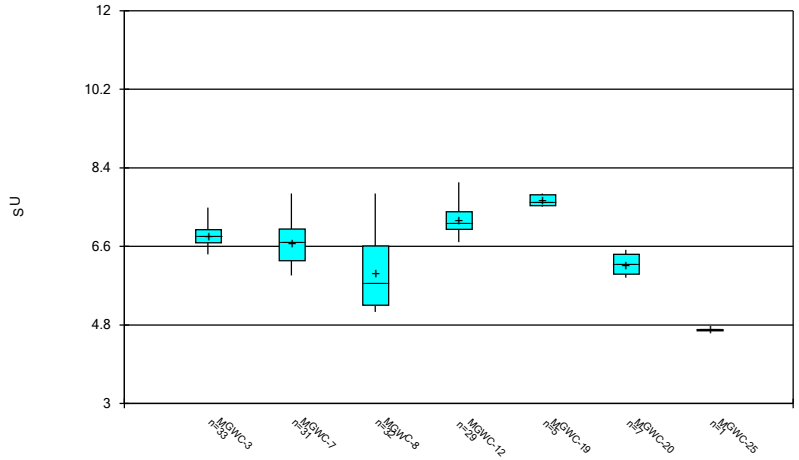

Constituent: pH, Field Analysis Run 4/30/2026 10:23 AM View: Descriptive
Plant McIntosh Client: Southern Company Data: McIntosh AP-1

Sanitas™ v.10.1.06 Software licensed to Groundwater Stats Consulting. UG

Box & Whiskers Plot

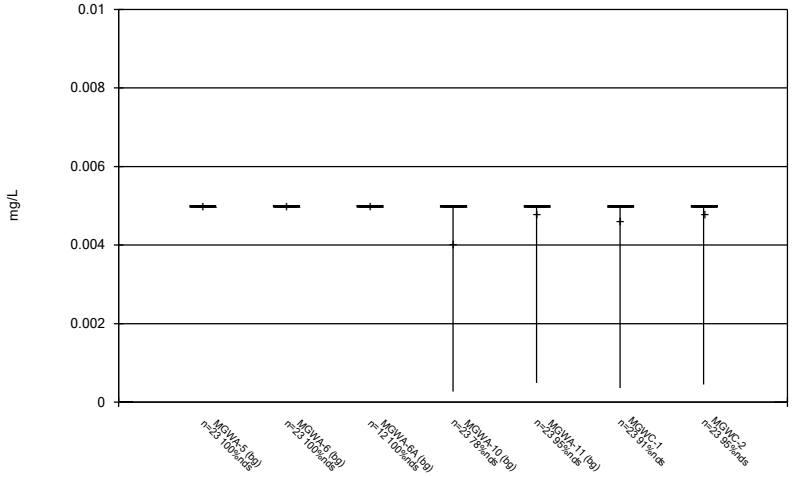

Constituent: Selenium Analysis Run 4/30/2026 10:23 AM View: Descriptive
Plant McIntosh Client: Southern Company Data: McIntosh AP-1

Sanitas™ v.10.1.06 Software licensed to Groundwater Stats Consulting. UG

Box & Whiskers Plot

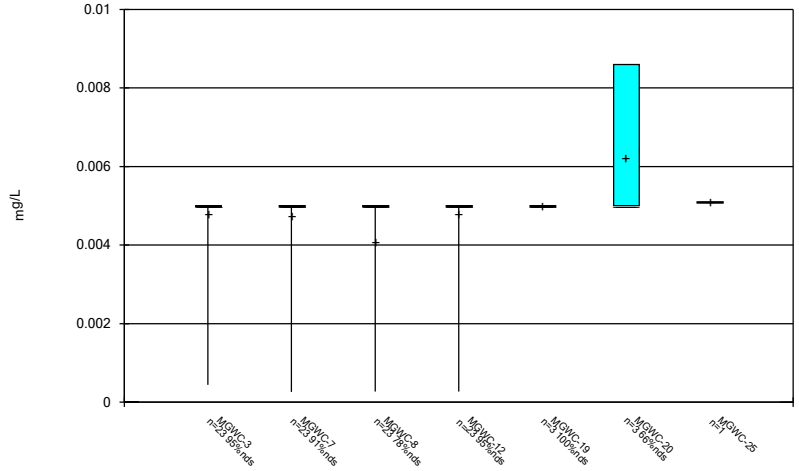

Constituent: Selenium Analysis Run 4/30/2026 10:23 AM View: Descriptive
Plant McIntosh Client: Southern Company Data: McIntosh AP-1

Sanitas™ v.10.1.06 Software licensed to Groundwater Stats Consulting. UG

Box & Whiskers Plot

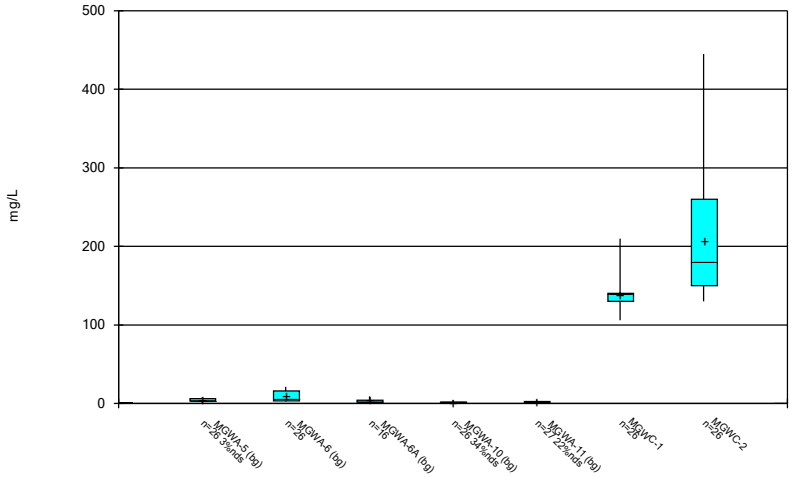

Constituent: Sulfate Analysis Run 4/30/2026 10:23 AM View: Descriptive
Plant McIntosh Client: Southern Company Data: McIntosh AP-1

Sanitas™ v.10.1.06 Software licensed to Groundwater Stats Consulting. UG

Box & Whiskers Plot

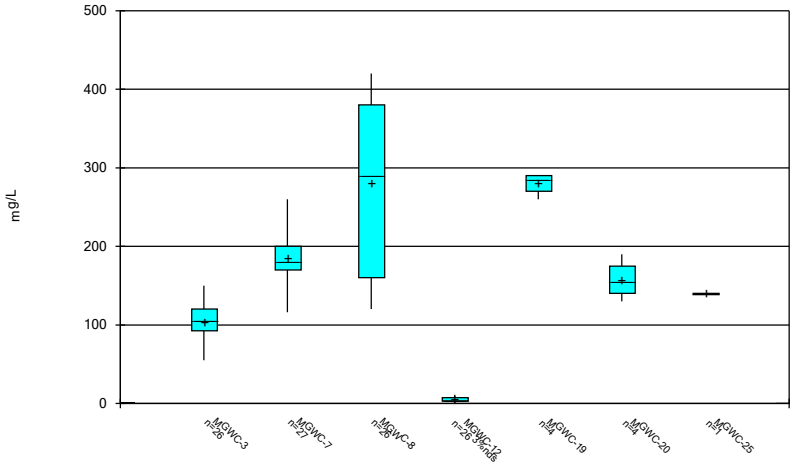

Constituent: Sulfate Analysis Run 4/30/2026 10:23 AM View: Descriptive
Plant McIntosh Client: Southern Company Data: McIntosh AP-1

Sanitas™ v.10.1.06 Software licensed to Groundwater Stats Consulting. UG

Box & Whiskers Plot

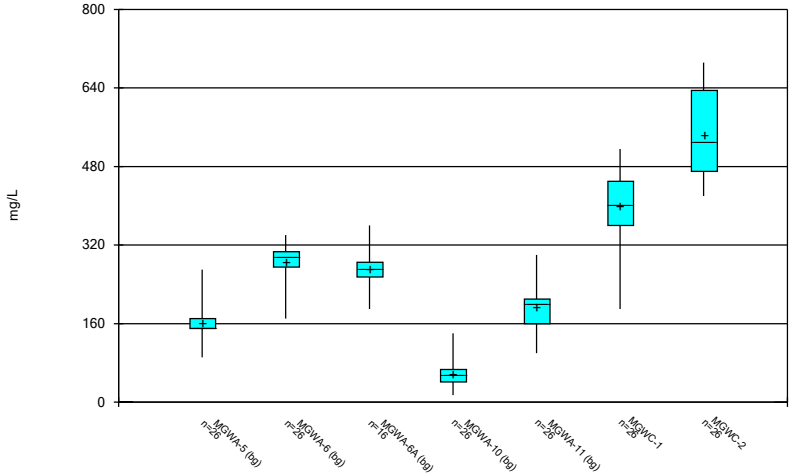

Constituent: TDS Analysis Run 4/30/2026 10:23 AM View: Descriptive
Plant McIntosh Client: Southern Company Data: McIntosh AP-1

Sanitas™ v.10.1.06 Software licensed to Groundwater Stats Consulting. UG

Box & Whiskers Plot

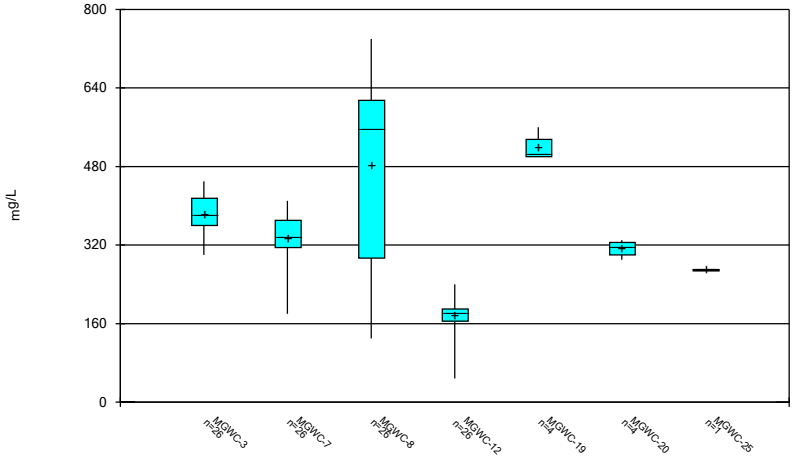

Constituent: TDS Analysis Run 4/30/2026 10:23 AM View: Descriptive
Plant McIntosh Client: Southern Company Data: McIntosh AP-1

Box & Whiskers Plot

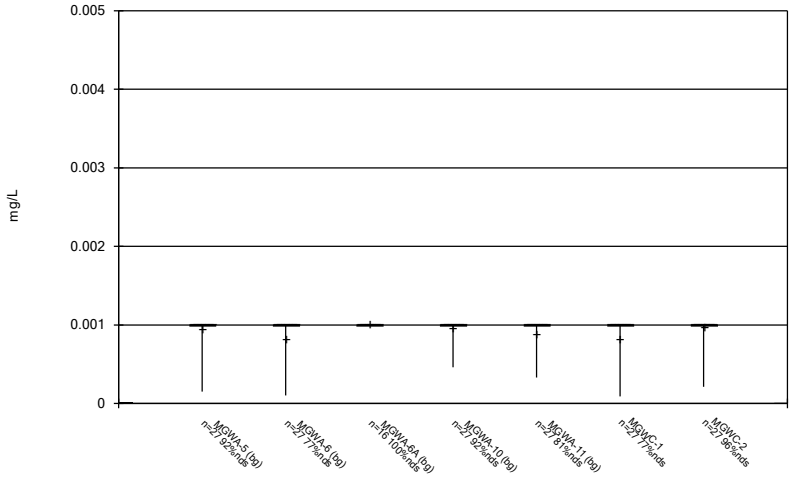

Constituent: Thallium Analysis Run 4/30/2026 10:23 AM View: Descriptive
Plant McIntosh Client: Southern Company Data: McIntosh AP-1

Sanitas™ v.10.1.06 Software licensed to Groundwater Stats Consulting. UG

Box & Whiskers Plot

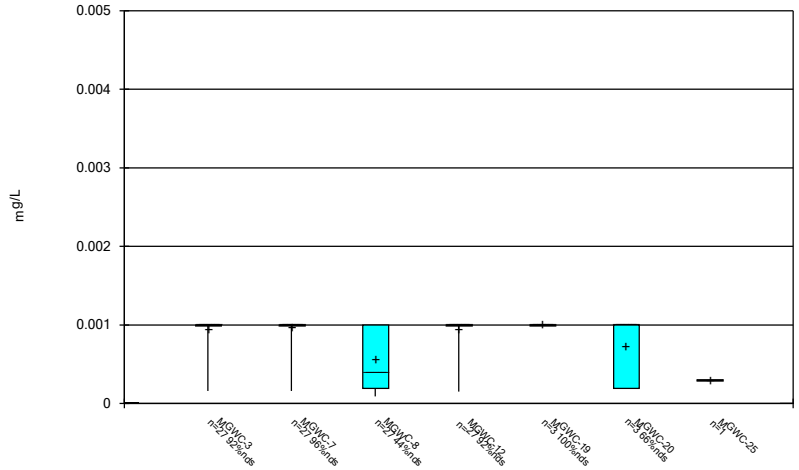

Constituent: Thallium Analysis Run 4/30/2026 10:23 AM View: Descriptive
Plant McIntosh Client: Southern Company Data: McIntosh AP-1

FIGURE C.

Outlier Summary

Plant McIntosh Client: Southern Company Data: McIntosh AP-1 Printed 4/30/2026, 10:26 AM

	Cobalt (mg/L)		Fluoride (mg/L)	pH, Field (SU)
	MGWA-5	MGWA-6A	MGWC-12	
9/10/2019			10.96 (O)	
9/16/2020			11.03 (O)	
8/2/2022	0.012 (O)			
2/2/2026		0.83 (Jo)		

FIGURE D.

Interwell Prediction Limits - Significant Results

Plant McIntosh Client: Southern Company Data: McIntosh AP-1 Printed 4/30/2026, 10:06 AM

Constituent	Well	Upper Lim.	Lower Lim.	Date	Observ.	Sig.	Bg N	%NDs	Transform	Alpha	Method
Boron (mg/L)	**MGWC-1**	**0.18**	**n/a**	**2/4/2026**	**1.5**	**Yes**	**120**	**55**	**n/a**	**0.000135**	**NP Inter (NDs) 1 of 2**
Boron (mg/L)	**MGWC-2**	**0.18**	**n/a**	**2/3/2026**	**1.7**	**Yes**	**120**	**55**	**n/a**	**0.000135**	**NP Inter (NDs) 1 of 2**
Boron (mg/L)	**MGWC-3**	**0.18**	**n/a**	**2/3/2026**	**0.23**	**Yes**	**120**	**55**	**n/a**	**0.000135**	**NP Inter (NDs) 1 of 2**
Boron (mg/L)	**MGWC-7**	**0.18**	**n/a**	**2/3/2026**	**2.4**	**Yes**	**120**	**55**	**n/a**	**0.000135**	**NP Inter (NDs) 1 of 2**
Boron (mg/L)	**MGWC-8**	**0.18**	**n/a**	**2/4/2026**	**5.3**	**Yes**	**120**	**55**	**n/a**	**0.000135**	**NP Inter (NDs) 1 of 2**
Chloride (mg/L)	**MGWC-1**	**10**	**n/a**	**2/4/2026**	**12**	**Yes**	**121**	**0.8264**	**n/a**	**0.0001332**	**NP Inter (normality) 1 of 2**
Chloride (mg/L)	**MGWC-2**	**10**	**n/a**	**2/3/2026**	**12**	**Yes**	**121**	**0.8264**	**n/a**	**0.0001332**	**NP Inter (normality) 1 of 2**
Chloride (mg/L)	**MGWC-8**	**10**	**n/a**	**2/4/2026**	**11**	**Yes**	**121**	**0.8264**	**n/a**	**0.0001332**	**NP Inter (normality) 1 of 2**
Fluoride (mg/L)	**MGWC-7**	**0.26**	**n/a**	**2/3/2026**	**0.35**	**Yes**	**128**	**32.03**	**n/a**	**0.0001209**	**NP Inter (normality) 1 of 2**
Fluoride (mg/L)	**MGWC-8**	**0.26**	**n/a**	**2/4/2026**	**0.31**	**Yes**	**128**	**32.03**	**n/a**	**0.0001209**	**NP Inter (normality) 1 of 2**
Fluoride (mg/L)	**MGWC-12**	**0.26**	**n/a**	**2/3/2026**	**0.27**	**Yes**	**128**	**32.03**	**n/a**	**0.0001209**	**NP Inter (normality) 1 of 2**
Sulfate (mg/L)	**MGWC-1**	**12.19**	**n/a**	**2/4/2026**	**130**	**Yes**	**121**	**13.22**	**x^(1/3)**	**0.001254**	**Param Inter 1 of 2**
Sulfate (mg/L)	**MGWC-2**	**12.19**	**n/a**	**2/3/2026**	**140**	**Yes**	**121**	**13.22**	**x^(1/3)**	**0.001254**	**Param Inter 1 of 2**
Sulfate (mg/L)	**MGWC-3**	**12.19**	**n/a**	**2/3/2026**	**55**	**Yes**	**121**	**13.22**	**x^(1/3)**	**0.001254**	**Param Inter 1 of 2**
Sulfate (mg/L)	**MGWC-7**	**12.19**	**n/a**	**2/3/2026**	**190**	**Yes**	**121**	**13.22**	**x^(1/3)**	**0.001254**	**Param Inter 1 of 2**
Sulfate (mg/L)	**MGWC-8**	**12.19**	**n/a**	**2/4/2026**	**300**	**Yes**	**121**	**13.22**	**x^(1/3)**	**0.001254**	**Param Inter 1 of 2**
TDS (mg/L)	**MGWC-1**	**360**	**n/a**	**2/4/2026**	**400**	**Yes**	**120**	**0**	**n/a**	**0.000135**	**NP Inter (normality) 1 of 2**
TDS (mg/L)	**MGWC-2**	**360**	**n/a**	**2/3/2026**	**430**	**Yes**	**120**	**0**	**n/a**	**0.000135**	**NP Inter (normality) 1 of 2**
TDS (mg/L)	**MGWC-7**	**360**	**n/a**	**2/3/2026**	**370**	**Yes**	**120**	**0**	**n/a**	**0.000135**	**NP Inter (normality) 1 of 2**
TDS (mg/L)	**MGWC-8**	**360**	**n/a**	**2/4/2026**	**540**	**Yes**	**120**	**0**	**n/a**	**0.000135**	**NP Inter (normality) 1 of 2**

Interwell Prediction Limits - All Results

Plant McIntosh Client: Southern Company Data: McIntosh AP-1 Printed 4/30/2026, 10:06 AM

Constituent	Well	Upper Lim.	Lower Lim.	Date	Observ.	Sig.	Bg N	%NDs	Transform	Alpha	Method
Boron (mg/L)	**MGWC-1**	**0.18**	**n/a**	**2/4/2026**	**1.5**	**Yes**	**120**	**55**	**n/a**	**0.000135**	**NP Inter (NDs) 1 of 2**
Boron (mg/L)	**MGWC-2**	**0.18**	**n/a**	**2/3/2026**	**1.7**	**Yes**	**120**	**55**	**n/a**	**0.000135**	**NP Inter (NDs) 1 of 2**
Boron (mg/L)	**MGWC-3**	**0.18**	**n/a**	**2/3/2026**	**0.23**	**Yes**	**120**	**55**	**n/a**	**0.000135**	**NP Inter (NDs) 1 of 2**
Boron (mg/L)	**MGWC-7**	**0.18**	**n/a**	**2/3/2026**	**2.4**	**Yes**	**120**	**55**	**n/a**	**0.000135**	**NP Inter (NDs) 1 of 2**
Boron (mg/L)	**MGWC-8**	**0.18**	**n/a**	**2/4/2026**	**5.3**	**Yes**	**120**	**55**	**n/a**	**0.000135**	**NP Inter (NDs) 1 of 2**
Boron (mg/L)	MGWC-12	0.18	n/a	2/3/2026	0.08ND	No	120	55	n/a	0.000135	NP Inter (NDs) 1 of 2
Calcium (mg/L)	MGWC-1	110	n/a	2/4/2026	110	No	121	0	n/a	0.0001332	NP Inter (normality) 1 of 2
Calcium (mg/L)	MGWC-2	110	n/a	2/3/2026	99	No	121	0	n/a	0.0001332	NP Inter (normality) 1 of 2
Calcium (mg/L)	MGWC-3	110	n/a	2/3/2026	89	No	121	0	n/a	0.0001332	NP Inter (normality) 1 of 2
Calcium (mg/L)	MGWC-7	110	n/a	2/3/2026	53	No	121	0	n/a	0.0001332	NP Inter (normality) 1 of 2
Calcium (mg/L)	MGWC-8	110	n/a	2/4/2026	110	No	121	0	n/a	0.0001332	NP Inter (normality) 1 of 2
Calcium (mg/L)	MGWC-12	110	n/a	2/3/2026	33	No	121	0	n/a	0.0001332	NP Inter (normality) 1 of 2
Chloride (mg/L)	**MGWC-1**	**10**	**n/a**	**2/4/2026**	**12**	**Yes**	**121**	**0.8264**	**n/a**	**0.0001332**	**NP Inter (normality) 1 of 2**
Chloride (mg/L)	**MGWC-2**	**10**	**n/a**	**2/3/2026**	**12**	**Yes**	**121**	**0.8264**	**n/a**	**0.0001332**	**NP Inter (normality) 1 of 2**
Chloride (mg/L)	MGWC-3	10	n/a	2/3/2026	9.7	No	121	0.8264	n/a	0.0001332	NP Inter (normality) 1 of 2
Chloride (mg/L)	MGWC-7	10	n/a	2/3/2026	9.5	No	121	0.8264	n/a	0.0001332	NP Inter (normality) 1 of 2
Chloride (mg/L)	**MGWC-8**	**10**	**n/a**	**2/4/2026**	**11**	**Yes**	**121**	**0.8264**	**n/a**	**0.0001332**	**NP Inter (normality) 1 of 2**
Chloride (mg/L)	MGWC-12	10	n/a	2/3/2026	5.6	No	121	0.8264	n/a	0.0001332	NP Inter (normality) 1 of 2
Fluoride (mg/L)	MGWC-1	0.26	n/a	2/4/2026	0.15J	No	128	32.03	n/a	0.0001209	NP Inter (normality) 1 of 2
Fluoride (mg/L)	MGWC-2	0.26	n/a	2/3/2026	0.17J	No	128	32.03	n/a	0.0001209	NP Inter (normality) 1 of 2
Fluoride (mg/L)	MGWC-3	0.26	n/a	2/3/2026	0.21	No	128	32.03	n/a	0.0001209	NP Inter (normality) 1 of 2
Fluoride (mg/L)	**MGWC-7**	**0.26**	**n/a**	**2/3/2026**	**0.35**	**Yes**	**128**	**32.03**	**n/a**	**0.0001209**	**NP Inter (normality) 1 of 2**
Fluoride (mg/L)	**MGWC-8**	**0.26**	**n/a**	**2/4/2026**	**0.31**	**Yes**	**128**	**32.03**	**n/a**	**0.0001209**	**NP Inter (normality) 1 of 2**
Fluoride (mg/L)	**MGWC-12**	**0.26**	**n/a**	**2/3/2026**	**0.27**	**Yes**	**128**	**32.03**	**n/a**	**0.0001209**	**NP Inter (normality) 1 of 2**
pH, Field (SU)	MGWC-1	8.12	4.87	2/4/2026	7.31	No	147	0	n/a	0.0001831	NP Inter (normality) 1 of 2
pH, Field (SU)	MGWC-2	8.12	4.87	2/3/2026	7.58	No	147	0	n/a	0.0001831	NP Inter (normality) 1 of 2
pH, Field (SU)	MGWC-3	8.12	4.87	2/3/2026	7.05	No	147	0	n/a	0.0001831	NP Inter (normality) 1 of 2
pH, Field (SU)	MGWC-7	8.12	4.87	2/3/2026	6.8	No	147	0	n/a	0.0001831	NP Inter (normality) 1 of 2
pH, Field (SU)	MGWC-8	8.12	4.87	2/4/2026	7.05	No	147	0	n/a	0.0001831	NP Inter (normality) 1 of 2
pH, Field (SU)	MGWC-12	8.12	4.87	2/3/2026	7.82	No	147	0	n/a	0.0001831	NP Inter (normality) 1 of 2
Sulfate (mg/L)	**MGWC-1**	**12.19**	**n/a**	**2/4/2026**	**130**	**Yes**	**121**	**13.22**	**x^(1/3)**	**0.001254**	**Param Inter 1 of 2**
Sulfate (mg/L)	**MGWC-2**	**12.19**	**n/a**	**2/3/2026**	**140**	**Yes**	**121**	**13.22**	**x^(1/3)**	**0.001254**	**Param Inter 1 of 2**
Sulfate (mg/L)	**MGWC-3**	**12.19**	**n/a**	**2/3/2026**	**55**	**Yes**	**121**	**13.22**	**x^(1/3)**	**0.001254**	**Param Inter 1 of 2**
Sulfate (mg/L)	**MGWC-7**	**12.19**	**n/a**	**2/3/2026**	**190**	**Yes**	**121**	**13.22**	**x^(1/3)**	**0.001254**	**Param Inter 1 of 2**
Sulfate (mg/L)	**MGWC-8**	**12.19**	**n/a**	**2/4/2026**	**300**	**Yes**	**121**	**13.22**	**x^(1/3)**	**0.001254**	**Param Inter 1 of 2**
Sulfate (mg/L)	MGWC-12	12.19	n/a	2/3/2026	8	No	121	13.22	x^(1/3)	0.001254	Param Inter 1 of 2
TDS (mg/L)	**MGWC-1**	**360**	**n/a**	**2/4/2026**	**400**	**Yes**	**120**	**0**	**n/a**	**0.000135**	**NP Inter (normality) 1 of 2**
TDS (mg/L)	**MGWC-2**	**360**	**n/a**	**2/3/2026**	**430**	**Yes**	**120**	**0**	**n/a**	**0.000135**	**NP Inter (normality) 1 of 2**
TDS (mg/L)	MGWC-3	360	n/a	2/3/2026	300	No	120	0	n/a	0.000135	NP Inter (normality) 1 of 2
TDS (mg/L)	**MGWC-7**	**360**	**n/a**	**2/3/2026**	**370**	**Yes**	**120**	**0**	**n/a**	**0.000135**	**NP Inter (normality) 1 of 2**
TDS (mg/L)	**MGWC-8**	**360**	**n/a**	**2/4/2026**	**540**	**Yes**	**120**	**0**	**n/a**	**0.000135**	**NP Inter (normality) 1 of 2**
TDS (mg/L)	MGWC-12	360	n/a	2/3/2026	190	No	120	0	n/a	0.000135	NP Inter (normality) 1 of 2

Sanitas™ v.10.1.06 Software licensed to Groundwater Stats Consulting. UG
Hollow symbols indicate censored values.

Exceeds Limit: MGWC-1, MGWC-2, MGWC -3, MGWC-7, MGWC-8

Prediction Limit

Interwell Non-parametric

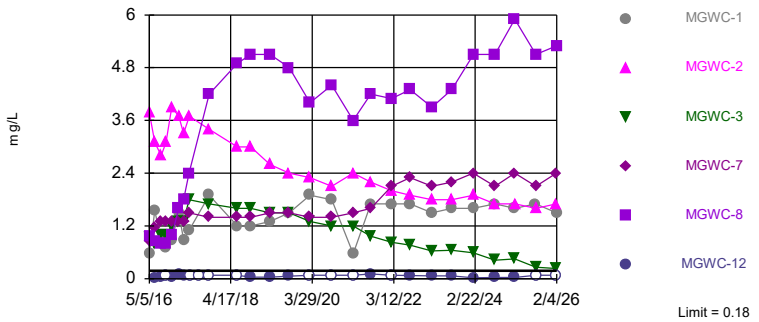

Non-parametric test used in lieu of parametric prediction limit because censored data exceeded 50%. Limit is highest of 120 background values. 55% NDs. Annual per-constituent alpha = 0.001619. Individual comparison alpha = 0.000135 (1 of 2). Comparing 6 points to limit.

Constituent: Boron Analysis Run 4/30/2026 10:04 AM View: Appendix III - Interwell PLs
Plant McIntosh Client: Southern Company Data: McIntosh AP-1

Sanitas™ v.10.1.06 Software licensed to Groundwater Stats Consulting. UG

Within Limit

Prediction Limit

Interwell Non-parametric

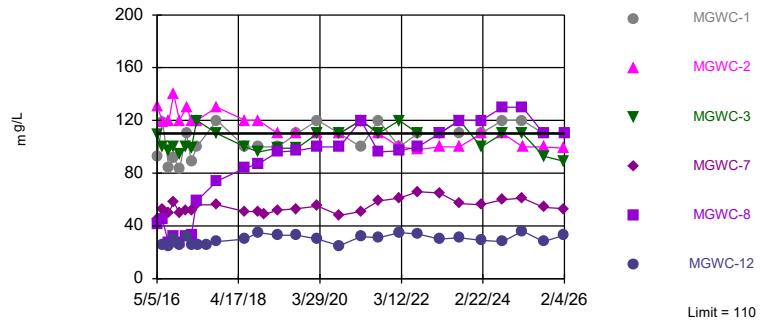

Non-parametric test used in lieu of parametric prediction limit because the Chi Squared normality test showed the data to be non-normal at the 0.01 alpha level. Limit is highest of 121 background values. Annual per-constituent alpha = 0.001598. Individual comparison alpha = 0.0001332 (1 of 2). Comparing 6 points to limit.

Constituent: Calcium Analysis Run 4/30/2026 10:04 AM View: Appendix III - Interwell PLs
Plant McIntosh Client: Southern Company Data: McIntosh AP-1

Sanitas™ v.10.1.06 Software licensed to Groundwater Stats Consulting. UG

Exceeds Limit: MGWC-1, MGWC-2, MGWC -8

Prediction Limit

Interwell Non-parametric

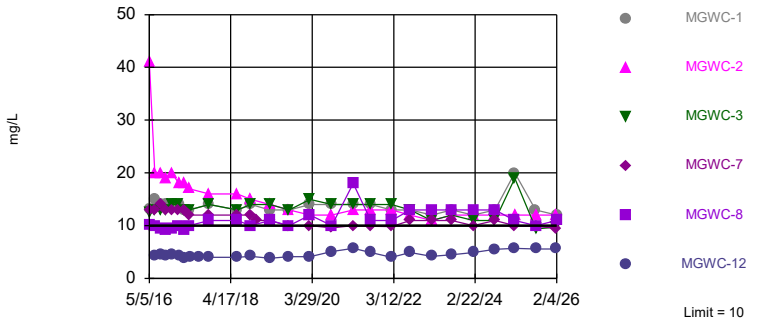

Non-parametric test used in lieu of parametric prediction limit because the Chi Squared normality test showed the data to be non-normal at the 0.01 alpha level. Limit is highest of 121 background values. 0.8264% NDs. Annual per-constituent alpha = 0.001598. Individual comparison alpha = 0.0001332 (1 of 2). Comparing 6 points to limit.

Constituent: Chloride Analysis Run 4/30/2026 10:04 AM View: Appendix III - Interwell PLs
Plant McIntosh Client: Southern Company Data: McIntosh AP-1

Sanitas™ v.10.1.06 Software licensed to Groundwater Stats Consulting. UG
Hollow symbols indicate censored values.

Exceeds Limit: MGWC-7, MGWC-8, MGWC -12

Prediction Limit

Interwell Non-parametric

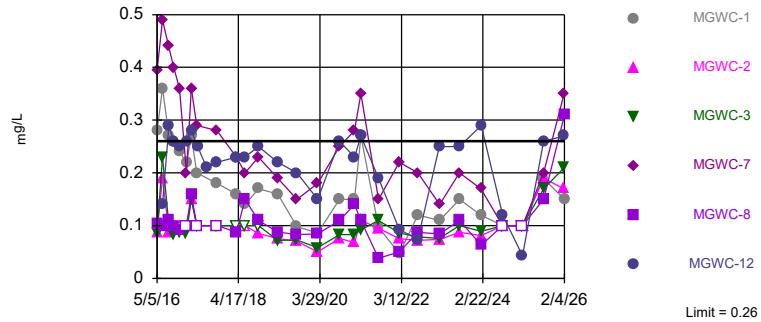

Non-parametric test used in lieu of parametric prediction limit because the Chi Squared normality test showed the data to be non-normal at the 0.01 alpha level. Limit is highest of 128 background values. 32.03% NDs. Annual per-constituent alpha = 0.001449. Individual comparison alpha = 0.0001209 (1 of 2). Comparing 6 points to limit.

Constituent: Fluoride Analysis Run 4/30/2026 10:04 AM View: Appendix III - Interwell PLs
Plant McIntosh Client: Southern Company Data: McIntosh AP-1

Sanitas™ v.10.1.06 Software licensed to Groundwater Stats Consulting. UG

Within Limits

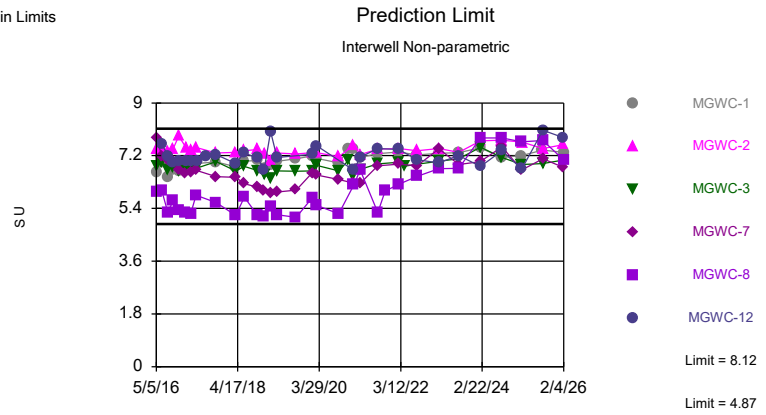

Non-parametric test used in lieu of parametric prediction limit because the Chi Squared normality test showed the data to be non-normal at the 0.01 alpha level. Limits are highest and lowest of 147 background values. Annual per-constituent alpha = 0.002196. Individual comparison alpha = 0.0001831 (1 of 2). Comparing 6 points to limit.

Constituent: pH, Field Analysis Run 4/30/2026 10:04 AM View: Appendix III - Interwell PLs
Plant McIntosh Client: Southern Company Data: McIntosh AP-1

Sanitas™ v.10.1.06 Software licensed to Groundwater Stats Consulting. UG
Hollow symbols indicate censored values.

Exceeds Limit: MGWC-1, MGWC-2, MGWC -3, MGWC-7, MGWC-8

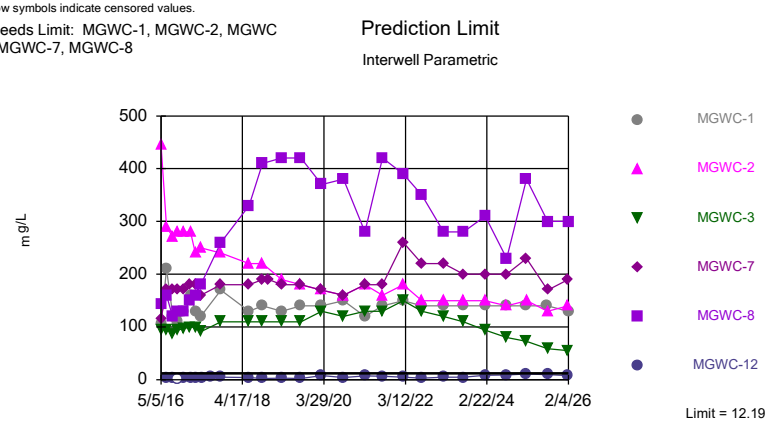

Background Data Summary (based on cube root transformation): Mean=1.414, Std. Dev.=0.484, n=121, 13.22% NDs. Normality test: Chi Squared @alpha = 0.01, calculated = 7.017, critical = 14.07. Kappa = 1.833 (c=7, w=6, 1 of 2, event alpha = 0.05132). Report alpha = 0.007498. Individual comparison alpha = 0.001254. Comparing 6 points to limit.

Constituent: Sulfate Analysis Run 4/30/2026 10:04 AM View: Appendix III - Interwell PLs
Plant McIntosh Client: Southern Company Data: McIntosh AP-1

Sanitas™ v.10.1.06 Software licensed to Groundwater Stats Consulting. UG

Exceeds Limit: MGWC-1, MGWC-2, MGWC -7, MGWC-8

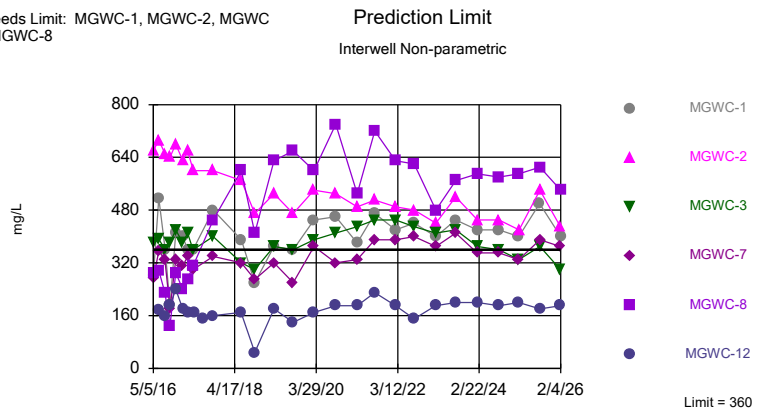

Non-parametric test used in lieu of parametric prediction limit because the Chi Squared normality test showed the data to be non-normal at the 0.01 alpha level. Limit is highest of 120 background values. Annual per-constituent alpha = 0.001619. Individual comparison alpha = 0.000135 (1 of 2). Comparing 6 points to limit.

Constituent: TDS Analysis Run 4/30/2026 10:04 AM View: Appendix III - Interwell PLs
Plant McIntosh Client: Southern Company Data: McIntosh AP-1

Prediction Limit

Constituent: Boron (mg/L) Analysis Run 4/30/2026 10:06 AM View: Appendix III - Interwell PLs

Plant McIntosh Client: Southern Company Data: McIntosh AP-1

	MGWA-5 (bg)	MGWA-10 (bg)	MGWC-8	MGWA-6 (bg)	MGWC-7	MGWC-2	MGWC-3	MGWC-1	MGWA-11 (bg)
5/5/2016	<0.08	<0.08	0.976	0.157	0.855				
5/6/2016						3.78	0.926	0.567	
6/20/2016	0.013 (J)	0.011 (J)							0.017 (J)
6/21/2016			0.862	0.124	1.15	3.1	0.792	1.55	
8/15/2016	0.023 (J)	0.022 (J)	0.8	0.18	1.3				0.032 (J)
8/16/2016						2.8	1	0.85	
9/28/2016	<0.08	0.023 (J)	0.8	0.17	1.3			0.7	0.021 (J)
9/29/2016						3.1	1		
11/16/2016	<0.08	<0.08	0.98	0.17	1.3	3.9	1.2	0.88	<0.08
1/16/2017		0.021 (J)							
1/17/2017	<0.08		1.6	0.17	1.3		1.3		<0.08
1/18/2017						3.7			
1/19/2017								1.5	
3/2/2017	<0.08	<0.08	1.8	0.14	1.3	3.3	1.3	0.89	<0.08
4/18/2017	<0.08	<0.08	2.4	0.14	1.5		1.8	1.1	<0.08
4/19/2017						3.7			
4/25/2017									
7/13/2017									<0.08
10/10/2017	<0.08	0.021 (J)	4.2	0.12	1.4	3.4	1.7	1.9	0.025 (J)
6/12/2018	<0.08	<0.08							<0.08
6/13/2018			4.9	0.11	1.4	3	1.6	1.2	
10/9/2018	<0.08	<0.08							<0.08
10/10/2018			5.1	0.096	1.4	3	1.6	1.2	
1/29/2019									
3/25/2019	<0.08	<0.08							<0.08
3/26/2019			5.1	0.079	1.5	2.6	1.5	1.3	
9/10/2019	<0.08	<0.08	4.8	0.097	1.5	2.4	1.5	1.5	<0.08
3/9/2020		0.045 (J)							<0.08
3/10/2020	<0.08		4	0.051 (J)	1.4	2.3	1.3	1.9	
9/16/2020	<0.08	<0.08		0.041 (J)		2.1			0.045 (J)
9/17/2020			4.4		1.4		1.2	1.8	
3/23/2021		<0.08		<0.08					0.047 (J)
3/24/2021	<0.08		3.6		1.5	2.4	1.2	0.57	
8/23/2021		<0.08							0.043 (J)
8/24/2021	<0.08			<0.08		2.2	0.97		
8/25/2021			4.2		1.6			1.7	
2/22/2022	<0.08	<0.08		<0.08				1.7	<0.08
2/23/2022			4.1		2.1	2	0.83		
8/2/2022	<0.08	<0.08		<0.08					<0.08
8/3/2022					2.3		0.76	1.7	
8/4/2022			4.3			1.9			
2/7/2023	0.022 (J)	<0.08		0.028 (J)			0.63		0.028 (J)
2/8/2023			3.9		2.1	1.8		1.5	
8/1/2023	0.037 (J)	0.035 (J)	4.3	0.057 (J)			0.65	1.6	0.045 (J)
8/2/2023					2.2	1.8			
2/6/2024	0.044 (J)	<0.08		0.026 (J)	2.4			1.6	0.047 (J)
2/7/2024			5.1			1.9	0.59		
8/13/2024	0.026 (J)	<0.08		0.031 (J)				1.7	0.026 (J)
8/14/2024			5.1		2.1	1.7	0.42		
2/3/2025	0.081			0.028 (J)					
2/4/2025		<0.08	5.9		2.4		0.45	1.6	0.035 (J)
2/5/2025						1.7			

ND substitution: RL or RL/2 if <15% NDs.

Prediction Limit

Constituent: Boron (mg/L) Analysis Run 4/30/2026 10:06 AM View: Appendix III - Interwell PLs

Plant McIntosh Client: Southern Company Data: McIntosh AP-1

	MGWA-5 (bg)	MGWA-10 (bg)	MGWC-8	MGWA-6 (bg)	MGWC-7	MGWC-2	MGWC-3	MGWC-1	MGWA-11 (bg)
8/5/2025	<0.08	<0.08		<0.08				1.7	<0.08
8/6/2025			5.1		2.1	1.6	0.26		
2/2/2026									
2/3/2026	<0.08	<0.08		<0.08	2.4	1.7	0.23		0.026 (J)
2/4/2026			5.3					1.5	

ND substitution: RL or RL/2 if <15% NDs.

Prediction Limit

Constituent: Boron (mg/L) Analysis Run 4/30/2026 10:06 AM View: Appendix III - Interwell PLs

Plant McIntosh Client: Southern Company Data: McIntosh AP-1

	MGWC-12	MGWA-6A (bg)
5/5/2016		
5/6/2016		
6/20/2016		
6/21/2016	0.0201 (J)	
8/15/2016		
8/16/2016	0.055	
9/28/2016		
9/29/2016	<0.08	
11/16/2016	0.055	
1/16/2017		
1/17/2017		
1/18/2017	0.097	
1/19/2017		
3/2/2017	0.064	
4/18/2017		
4/19/2017		
4/25/2017	<0.08	
7/13/2017	<0.08	
10/10/2017	<0.08	
6/12/2018	<0.08	
6/13/2018		
10/9/2018		
10/10/2018	0.034 (J)	
1/29/2019		<0.08
3/25/2019		<0.08
3/26/2019	0.032 (J)	
9/10/2019	0.06 (J)	0.04 (J)
3/9/2020		
3/10/2020	<0.08	<0.08
9/16/2020	<0.08	0.04 (J)
9/17/2020		
3/23/2021		<0.08
3/24/2021	<0.08	
8/23/2021		
8/24/2021		<0.08
8/25/2021	0.11	
2/22/2022	<0.08	<0.08
2/23/2022		
8/2/2022	0.071 (J)	<0.08
8/3/2022		
8/4/2022		
2/7/2023	0.067 (J)	0.039 (J)
2/8/2023		
8/1/2023		0.038 (J)
8/2/2023	0.062 (J)	
2/6/2024		0.084
2/7/2024	0.023 (J)	
8/13/2024		0.033 (J)
8/14/2024	0.029 (J)	
2/3/2025		
2/4/2025	0.03 (J)	0.03 (J)
2/5/2025		

ND substitution: RL or RL/2 if <15% NDs.

Prediction Limit

Constituent: Boron (mg/L) Analysis Run 4/30/2026 10:06 AM View: Appendix III - Interwell PLs

Plant McIntosh Client: Southern Company Data: McIntosh AP-1

	MGWC-12	MGWA-6A (bg)
8/5/2025		<0.08
8/6/2025	<0.08	
2/2/2026		<0.08
2/3/2026	<0.08	
2/4/2026		

ND substitution: RL or RL/2 if <15% NDs.

Prediction Limit

Constituent: Calcium (mg/L) Analysis Run 4/30/2026 10:06 AM View: Appendix III - Interwell PLs

Plant McIntosh Client: Southern Company Data: McIntosh AP-1

	MGWA-5 (bg)	MGWA-10 (bg)	MGWA-6 (bg)	MGWC-7	MGWC-8	MGWC-3	MGWC-2	MGWC-1	MGWA-11 (bg)
5/5/2016	27	8.83	105	45	41.2				
5/6/2016						109	131	92.5	
6/20/2016	29.4	8.1							35.5
6/21/2016			91.2	52.8	44.7	99.7	119	119	
8/15/2016	26	6.1	94	50	27				34
8/16/2016						97	120	84	
9/28/2016	31	7.2	110	58	32			92	38
9/29/2016						100	140		
11/16/2016	26	5.2	98	50	27	94	120	83	33
1/16/2017		3.8							
1/17/2017	29		100	52	32	100			34
1/18/2017							130		
1/19/2017								110	
3/2/2017	28	5.4	100	52	33	99	120	89	35
4/18/2017	27	5	110	56	59	120		100	33
4/19/2017							120		
4/25/2017									
7/13/2017									30
10/10/2017	31	4.8	110	56	74	110	130	120	39
6/12/2018	25	4.8							26
6/13/2018			100	51	84	100	120	100	
10/9/2018	29	4.5							29
10/10/2018			100	51	87	96	120	100	
12/5/2018				49					28
1/29/2019									
3/25/2019	27	4.6							37
3/26/2019			100	52	96	99	110	100	
9/10/2019	27	4.9	110	53	97	99	110	110	36
3/9/2020		4							32
3/10/2020	29		100	55	100	110	110	120	
9/16/2020	28	6.8	100				110		30
9/17/2020				48	100	110		110	
3/23/2021		4	110						42
3/24/2021	28			51	120	120	120	100	
8/23/2021		5.8							34
8/24/2021	27		100			110	110		
8/25/2021				59	96			120	
2/22/2022	25	3.3	97					100	36
2/23/2022				61	97	120	100		
8/2/2022	26	3.1	110						36
8/3/2022				66		110		110	
8/4/2022					100		98		
2/7/2023	26	3.6	110			110			34
2/8/2023				65	110		100	110	
8/1/2023	28	3.9	110		120	120		110	39
8/2/2023				57			100		
2/6/2024	26	3.9	100	56				110	40
2/7/2024					120	100	110		
8/13/2024	28	4.2	110					120	35
8/14/2024				60	130	110	110		
2/3/2025	29		110						
2/4/2025		3.2		61	130	110		120	44

Prediction Limit

Constituent: Calcium (mg/L) Analysis Run 4/30/2026 10:06 AM View: Appendix III - Interwell PLs

Plant McIntosh Client: Southern Company Data: McIntosh AP-1

	MGWA-5 (bg)	MGWA-10 (bg)	MGWA-6 (bg)	MGWC-7	MGWC-8	MGWC-3	MGWC-2	MGWC-1	MGWA-11 (bg)
2/5/2025							100		
8/5/2025	25	6.4	93					110	35
8/6/2025				54	110	93	100		
2/2/2026									
2/3/2026	27	3.3	99	53		89	99		40
2/4/2026					110			110	

Prediction Limit

Constituent: Calcium (mg/L) Analysis Run 4/30/2026 10:06 AM View: Appendix III - Interwell PLs

Plant McIntosh Client: Southern Company Data: McIntosh AP-1

	MGWC-12	MGWA-6A (bg)
5/5/2016		
5/6/2016		
6/20/2016		
6/21/2016	25.5	
8/15/2016		
8/16/2016	25	
9/28/2016		
9/29/2016	30	
11/16/2016	26	
1/16/2017		
1/17/2017		
1/18/2017	32	
1/19/2017		
3/2/2017	26	
4/18/2017		
4/19/2017		
4/25/2017	26	
7/13/2017	26	
10/10/2017	28	
6/12/2018	30	
6/13/2018		
10/9/2018		
10/10/2018	35	
12/5/2018		
1/29/2019		95.1
3/25/2019		89
3/26/2019	33	
9/10/2019	33	86
3/9/2020		
3/10/2020	30	90
9/16/2020	25	93
9/17/2020		
3/23/2021		97
3/24/2021	32	
8/23/2021		
8/24/2021		83
8/25/2021	31	
2/22/2022	35	90
2/23/2022		
8/2/2022	34	94
8/3/2022		
8/4/2022		
2/7/2023	30	99
2/8/2023		
8/1/2023		110
8/2/2023	31	
2/6/2024		100
2/7/2024	29	
8/13/2024		110
8/14/2024	28	
2/3/2025		
2/4/2025	36	110

Prediction Limit

Constituent: Calcium (mg/L) Analysis Run 4/30/2026 10:06 AM View: Appendix III - Interwell PLs

Plant McIntosh Client: Southern Company Data: McIntosh AP-1

	MGWC-12	MGWA-6A (bg)
2/5/2025		
8/5/2025		94
8/6/2025	28	
2/2/2026		98
2/3/2026	33	
2/4/2026		

Prediction Limit

Constituent: Chloride (mg/L) Analysis Run 4/30/2026 10:06 AM View: Appendix III - Interwell PLs

Plant McIntosh Client: Southern Company Data: McIntosh AP-1

	MGWA-5 (bg)	MGWA-10 (bg)	MGWA-6 (bg)	MGWC-7	MGWC-8	MGWC-3	MGWC-2	MGWC-1	MGWA-11 (bg)
5/5/2016	6.51	7.35	9.67	13	10.1				
5/6/2016						12.5	41	13.2	
6/20/2016	5.9	7							4.3
6/21/2016			9.2	13	10	13	20	15	
8/15/2016	6.4	7.5	10	14	9.5				4.1
8/16/2016						13	20	14	
9/28/2016	6.1	7	10	13	9.2			14	3.9
9/29/2016						13	19		
11/16/2016	6.1	7.5	10	13	9.5	14	20	14	4.1
1/16/2017		7.7							
1/17/2017	5.7		9.4	13	10	14			3.9
1/18/2017							18		
1/19/2017								14	
3/2/2017	5.3	6.9	8.6	13	9.3	13	18	13	3.5
4/18/2017	5.3	6.8	8.9	12	10	13		13	3.7
4/19/2017							17		
4/25/2017									
7/13/2017									4.2
10/10/2017	5.3	6.9	8.3	12	11	14	16	14	3.4
6/12/2018	5.1	6.7							4.6
6/13/2018			7	12	11	13	16	13	
10/9/2018	5.6	7.1							4.5
10/10/2018			6.9	12	10	14	15	14	
12/5/2018				11					4.1
1/29/2019									
3/25/2019	4.7	6.8							3.4
3/26/2019			5.8	11	11	14	14	13	
9/10/2019	5.1	7	6	9.9	10	13	13	13	3.5
3/9/2020		7.4							4.5
3/10/2020	5.4		5.1	10	12	15	12	14	
9/16/2020	5.2	7	4.3				12		4.6
9/17/2020				9.6	10	14		14	
3/23/2021		7.8	4						3.8
3/24/2021	5.5			10	18	14	13	14	
8/23/2021		7.3							4.4
8/24/2021	5.5		4			14	13		
8/25/2021				9.9	11			14	
2/22/2022	5.1	7.1	4					13	3.1
2/23/2022				9.8	11	14	13		
8/2/2022	3.5	7.4	2.6						3.4
8/3/2022				11		13		13	
8/4/2022					13		12		
2/7/2023	4.7	7	3.1			11			4.2
2/8/2023				11	13		11	12	
8/1/2023	5.2	7.4	3.3		13	12		13	3.3
8/2/2023				11			12		
2/6/2024	4.9	7.2	3.1	10				12	3.3
2/7/2024					13	11	12		
8/13/2024	5.2	7.6	3.4					13	4.9
8/14/2024				11	13	11	12		
2/3/2025	5.4		3.4						
2/4/2025		8		10	11	19		20	3.8

Prediction Limit

Constituent: Chloride (mg/L) Analysis Run 4/30/2026 10:06 AM View: Appendix III - Interwell PLs

Plant McIntosh Client: Southern Company Data: McIntosh AP-1

	MGWA-5 (bg)	MGWA-10 (bg)	MGWA-6 (bg)	MGWC-7	MGWC-8	MGWC-3	MGWC-2	MGWC-1	MGWA-11 (bg)
2/5/2025							12		
8/5/2025	<1	6.9	3					13	3.5
8/6/2025				9.9	10	9.4	12		
2/2/2026									
2/3/2026	5	6.9	2.8	9.5		9.7	12		3.4
2/4/2026					11			12	

ND substitution: RL or RL/2 if <15% NDs.

Prediction Limit

Constituent: Chloride (mg/L) Analysis Run 4/30/2026 10:06 AM View: Appendix III - Interwell PLs

Plant McIntosh Client: Southern Company Data: McIntosh AP-1

	MGWC-12	MGWA-6A (bg)
5/5/2016		
5/6/2016		
6/20/2016		
6/21/2016	4.4	
8/15/2016		
8/16/2016	4.6	
9/28/2016		
9/29/2016	4.4	
11/16/2016	4.5	
1/16/2017		
1/17/2017		
1/18/2017	4.2	
1/19/2017		
3/2/2017	3.9	
4/18/2017		
4/19/2017		
4/25/2017	4	
7/13/2017	4	
10/10/2017	4	
6/12/2018	4	
6/13/2018		
10/9/2018		
10/10/2018	4.2	
12/5/2018		
1/29/2019		4.51
3/25/2019		4.4
3/26/2019	3.8	
9/10/2019	4.1	4.2
3/9/2020		
3/10/2020	4.1	4
9/16/2020	5.1	3.7
9/17/2020		
3/23/2021		4.1
3/24/2021	5.7	
8/23/2021		
8/24/2021		3.9
8/25/2021	4.9	
2/22/2022	4	3.3
2/23/2022		
8/2/2022	4.9	2.8
8/3/2022		
8/4/2022		
2/7/2023	4.2	3.2
2/8/2023		
8/1/2023		3.4
8/2/2023	4.5	
2/6/2024		3.2
2/7/2024	4.9	
8/13/2024		3.5
8/14/2024	5.5	
2/3/2025		
2/4/2025	5.7	3.5

Prediction Limit

Constituent: Chloride (mg/L) Analysis Run 4/30/2026 10:06 AM View: Appendix III - Interwell PLs

Plant McIntosh Client: Southern Company Data: McIntosh AP-1

	MGWC-12	MGWA-6A (bg)
2/5/2025		
8/5/2025		3.1
8/6/2025	5.6	
2/2/2026		6.6
2/3/2026	5.6	
2/4/2026		

Prediction Limit

Constituent: Fluoride (mg/L) Analysis Run 4/30/2026 10:06 AM View: Appendix III - Interwell PLs

Plant McIntosh Client: Southern Company Data: McIntosh AP-1

	MGWA-5 (bg)	MGWA-10 (bg)	MGWA-6 (bg)	MGWC-7	MGWC-8	MGWC-3	MGWC-1	MGWC-2	MGWA-11 (bg)
5/5/2016	0.132 (J)	0.046 (J)	0.091 (J)	0.394	0.103 (J)				
5/6/2016						0.086 (J)	0.28 (J)	0.088 (J)	
6/20/2016	0.05 (J)	<0.1							0.06 (J)
6/21/2016			0.08 (J)	0.49	0.1 (J)	0.23 (J)	0.36	0.19 (J)	
8/15/2016	0.1 (J)	<0.1	<0.1	0.44	0.11 (J)				0.1 (J)
8/16/2016						<0.1	0.27	0.087 (J)	
9/28/2016	0.11 (J)	<0.1	0.084 (J)	0.4	0.1 (J)		0.26		0.097 (J)
9/29/2016						0.082 (J)		<0.1	
11/16/2016	0.093 (J)	<0.1	0.084 (J)	0.36	0.091 (J)	0.087 (J)	0.24	<0.1	0.12 (J)
1/16/2017		<0.1							
1/17/2017	0.095 (J)		0.099 (J)	0.2	<0.1	0.086 (J)			0.11 (J)
1/18/2017								<0.1	
1/19/2017							0.22		
3/2/2017	0.16 (J)	0.12 (J)	0.15 (J)	0.36	0.16 (J)	0.15 (J)	0.27	0.15 (J)	0.18 (J)
4/18/2017	<0.1	<0.1	<0.1	0.29	<0.1	<0.1	0.2		0.11 (J)
4/19/2017								<0.1	
4/25/2017									
7/13/2017									0.12 (J)
10/10/2017	<0.1	<0.1	<0.1	0.28	<0.1	<0.1	0.18 (J)	<0.1	0.086 (J)
3/29/2018	0.084 (J)	<0.1	<0.1	0.23			0.16 (J)		<0.1
3/30/2018					0.088 (J)	<0.1		<0.1	
6/12/2018	<0.1	<0.1							0.16 (J)
6/13/2018			<0.1	0.2	0.15 (J)	<0.1	0.14 (J)	<0.1	
10/9/2018	0.086 (J)	<0.1							0.16 (J)
10/10/2018			<0.1	0.23	0.11 (J)	<0.1	0.17 (J)	0.085 (J)	
1/29/2019									
3/25/2019	0.072 (J)	<0.1							0.087 (J)
3/26/2019			0.065 (J)	0.19 (J)	0.088 (J)	0.072 (J)	0.16 (J)	0.076 (J)	
9/10/2019	0.068 (J)	0.044 (J)	0.076 (J)	0.15	0.083 (J)	0.073 (J)	0.098 (J)	0.07 (J)	0.075 (J)
3/9/2020		0.061 (J)							0.19
3/10/2020	0.055 (J)		0.045 (J)	0.18	0.084 (J)	0.058 (J)	0.086 (J)	0.05 (J)	
9/16/2020	0.08 (J)	0.042 (J)	0.076 (J)					0.076 (J)	0.18
9/17/2020				0.25	0.11	0.083 (J)	0.15		
1/25/2021		<0.1							
1/26/2021	0.087 (J)		0.072 (J)	0.28	0.14	0.083 (J)	0.15	0.068 (J)	0.073 (J)
3/23/2021		0.038 (J)	0.082 (J)						0.081 (J)
3/24/2021	0.091 (J)			0.35	0.11	0.092 (J)	0.27	0.11	
8/23/2021		0.048 (J)							0.12
8/24/2021	0.1		0.1			0.11		0.095 (J)	
8/25/2021				0.15	0.038 (J)		0.097 (J)		
2/22/2022	<0.1	<0.1	0.034 (J)				0.047 (J)		<0.1
2/23/2022				0.22	0.05 (J)	0.086 (J)		0.075 (J)	
8/2/2022	0.066 (J)	<0.1	0.055 (J)						0.065 (J)
8/3/2022				0.2		0.079 (J)	0.12		
8/4/2022					0.087 (J)			0.072 (J)	
2/7/2023	0.069 (J)	<0.1	0.06 (J)			0.076 (J)			0.07 (J)
2/8/2023				0.14	0.084 (J)		0.11	0.074 (J)	
8/1/2023	0.094 (J)	<0.1	0.084 (J)		0.11	0.1	0.15		0.094 (J)
8/2/2023				0.2				0.087 (J)	
2/6/2024	0.079 (J)	<0.1	0.069 (J)	0.17			0.12		0.071 (J)
2/7/2024					0.063 (J)	0.089 (J)		0.081 (J)	
8/13/2024	<0.1	<0.1	<0.1				<0.1		<0.1

ND substitution: RL or RL/2 if <15% NDs.

Prediction Limit

Constituent: Fluoride (mg/L) Analysis Run 4/30/2026 10:06 AM View: Appendix III - Interwell PLs

Plant McIntosh Client: Southern Company Data: McIntosh AP-1

	MGWA-5 (bg)	MGWA-10 (bg)	MGWA-6 (bg)	MGWC-7	MGWC-8	MGWC-3	MGWC-1	MGWC-2	MGWA-11 (bg)
8/14/2024				<0.1	<0.1	<0.1		<0.1	
2/3/2025	<0.1		<0.1						
2/4/2025		<0.1		<0.1	<0.1	<0.1	<0.1		<0.1
2/5/2025								<0.1	
8/5/2025	0.13 (J)	0.14 (J)	0.18 (J)				0.19 (J)		0.17 (J)
8/6/2025				0.2	0.15 (J)	0.17 (J)		0.19 (J)	
2/2/2026									
2/3/2026	0.16 (J)	0.26	0.18 (J)	0.35		0.21		0.17 (J)	0.15 (J)
2/4/2026					0.31		0.15 (J)		

ND substitution: RL or RL/2 if <15% NDs.

Prediction Limit

Constituent: Fluoride (mg/L) Analysis Run 4/30/2026 10:06 AM View: Appendix III - Interwell PLs

Plant McIntosh Client: Southern Company Data: McIntosh AP-1

	MGWC-12	MGWA-6A (bg)
5/5/2016		
5/6/2016		
6/20/2016		
6/21/2016	0.14 (J)	
8/15/2016		
8/16/2016	0.29	
9/28/2016		
9/29/2016	0.26	
11/16/2016	0.25	
1/16/2017		
1/17/2017		
1/18/2017	0.26	
1/19/2017		
3/2/2017	0.28	
4/18/2017		
4/19/2017		
4/25/2017	0.25	
7/13/2017	0.21	
10/10/2017	0.22	
3/29/2018	0.23	
3/30/2018		
6/12/2018	0.23	
6/13/2018		
10/9/2018		
10/10/2018	0.25	
1/29/2019		<0.1
3/25/2019		0.067 (J)
3/26/2019	0.22	
9/10/2019	0.2	0.052 (J)
3/9/2020		
3/10/2020	0.15	0.048 (J)
9/16/2020	0.26	0.078 (J)
9/17/2020		
1/25/2021		
1/26/2021	0.23	0.071 (J)
3/23/2021		0.096 (J)
3/24/2021	0.27	
8/23/2021		
8/24/2021		0.11
8/25/2021	0.19	
2/22/2022	0.093 (J)	<0.1
2/23/2022		
8/2/2022	0.074 (J)	0.052 (J)
8/3/2022		
8/4/2022		
2/7/2023	0.25	0.064 (J)
2/8/2023		
8/1/2023		0.081 (J)
8/2/2023	0.25	
2/6/2024		0.074 (J)
2/7/2024	0.29	
8/13/2024		<0.1

ND substitution: RL or RL/2 if <15% NDs.

Prediction Limit

Constituent: Fluoride (mg/L) Analysis Run 4/30/2026 10:06 AM View: Appendix III - Interwell PLs

Plant McIntosh Client: Southern Company Data: McIntosh AP-1

	MGWC-12	MGWA-6A (bg)
8/14/2024	0.12	
2/3/2025		
2/4/2025	0.043 (J)	<0.1
2/5/2025		
8/5/2025		0.14 (J)
8/6/2025	0.26	
2/2/2026		0.83 (Jo)
2/3/2026	0.27	
2/4/2026		

ND substitution: RL or RL/2 if <15% NDs.

Prediction Limit

Constituent: pH, Field (SU) Analysis Run 4/30/2026 10:06 AM View: Appendix III - Interwell PLs

Plant McIntosh Client: Southern Company Data: McIntosh AP-1

	MGWA-5 (bg)	MGWC-7	MGWC-8	MGWA-10 (bg)	MGWA-6 (bg)	MGWC-2	MGWC-1	MGWC-3	MGWA-11 (bg)
5/5/2016	7.4	7.81	5.96	5.94	7.13				
5/6/2016						7.41	6.64	6.85	
6/20/2016	7.63			5.84					7.82
6/21/2016		7.2	6		7.25	7.41	6.99	6.98	
8/15/2016	7.54	7.04	5.26	5.65	7.04				7.52
8/16/2016						7.33	6.48	6.73	
9/28/2016	7.45	7	5.66	5.72	7.09		6.7		7.66
9/29/2016						7.42		6.81	
11/16/2016	7.39	6.73	5.33	5.65	7.6	7.87	6.66	6.69	7.51
1/16/2017				5.52					
1/17/2017	7.23	6.61	5.24		6.99			6.77	7.52
1/18/2017						7.49			
1/19/2017							6.81		
3/2/2017	7.55	6.62	5.21	5.53	6.95	7.37	6.75	6.79	7.5
4/18/2017	7.43	6.7	5.85	5.64	7.02		6.93	6.77	7.75
4/19/2017						7.48			
4/25/2017									
7/13/2017									7.72
10/10/2017	7.47	6.48	5.6	5.51	7.27	7.29	6.99	7	7.42
10/11/2017				6.11					6.35
3/29/2018	7.19	6.46		5.35	6.95		6.82		7.42
3/30/2018			5.16			7.31		6.68	
6/12/2018	7.55			6.23					8.02
6/13/2018		6.24	5.79		7.08	7.37	7.01	6.83	
10/9/2018	7.8			5.62					7.79
10/10/2018		6.12	5.15		7.01	7.41	7.04	6.69	
12/4/2018	7.26								
12/5/2018		6.02	5.11	5.44	6.81				7.43
12/6/2018						7.28	6.76	6.56	
1/28/2019				5.49					7.4
1/29/2019	7.63	5.93	5.46		6.55	7.03	6.87	6.42	
3/25/2019	7.44			5.27					7.29
3/26/2019	7.44	5.96	5.19		6.57	7.29	7.01	6.68	
9/10/2019	7.41	6.03	5.1	5.97	6.99	7.26	7.09	6.67	7.54
1/28/2020	7.46	6.61		5.78	7.17				7.4
1/29/2020			5.76			7.3	7.19	6.68	
3/9/2020				5.46					7.58
3/10/2020	7.3	6.54	5.5		7	7.3	7.11	6.87	
9/16/2020	7.38			6.37	6.98	7.16			7.89
9/17/2020		6.39	5.22				6.95	6.68	
12/7/2020					7.2				
12/8/2020							7.41	7.04	
1/25/2021				4.87					
1/26/2021	6.86	6.27	6.2		7.19	7.57	7.43	6.53	7.43
3/23/2021				5	6.74				7.06
3/24/2021	6.88	6.26	6.71			7.24	7.14	6.73	
8/23/2021				6.16					8.12
8/24/2021	7.78				7.11	7.42		6.92	
8/25/2021		6.85	5.26				7.27		
10/26/2021			5.99						
2/22/2022	7.57			5.38	7.14		7.32		7.6
2/23/2022		6.91	6.22			7.44		6.98	

Prediction Limit

Constituent: pH, Field (SU) Analysis Run 4/30/2026 10:06 AM View: Appendix III - Interwell PLs

Plant McIntosh Client: Southern Company Data: McIntosh AP-1

	MGWA-5 (bg)	MGWC-7	MGWC-8	MGWA-10 (bg)	MGWA-6 (bg)	MGWC-2	MGWC-1	MGWC-3	MGWA-11 (bg)
4/18/2022								6.84	
8/2/2022	7.45			5.41	7.1				7.57
8/3/2022		6.86					7.23	6.91	
8/4/2022			6.5			7.37			
2/7/2023	7.85			5.46	7.13			7.01	7.72
2/8/2023		7.43	6.76			7.44	7.28		
8/1/2023	7.52		6.77	5.46	7.14		7.3	7.09	7.61
8/2/2023		6.9				7.31			
2/6/2024	7.67	7		5.52	7.07		7.47		7.86
2/7/2024			7.81			7.71		7.49	
8/13/2024	7.67			5.43	7.27		7.14		7.72
8/14/2024		7.5	7.81			7.73		7.14	
2/3/2025	7.67				7.17				
2/4/2025		6.71	7.67	5.4			7.2	6.9	7.61
2/5/2025						7.66			
8/5/2025	7.3			6.19	6.86		7.39		7.83
8/6/2025		7.1	7.72			7.44		6.93	
2/2/2026									
2/3/2026	7.69	6.8		5.5	7.23	7.58		7.05	7.7
2/4/2026			7.05				7.31		

Prediction Limit

Constituent: pH, Field (SU) Analysis Run 4/30/2026 10:06 AM View: Appendix III - Interwell PLs

Plant McIntosh Client: Southern Company Data: McIntosh AP-1

	MGWC-12	MGWA-6A (bg)
5/5/2016		
5/6/2016		
6/20/2016		
6/21/2016	7.61	
8/15/2016		
8/16/2016	7.17	
9/28/2016		
9/29/2016	6.97	
11/16/2016	7.03	
1/16/2017		
1/17/2017		
1/18/2017	7.01	
1/19/2017		
3/2/2017	7.02	
4/18/2017		
4/19/2017		
4/25/2017	7.02	
7/13/2017	7.17	
10/10/2017	7.24	
10/11/2017		
3/29/2018	6.93	
3/30/2018		
6/12/2018	7.29	
6/13/2018		
10/9/2018		
10/10/2018	7.12	
12/4/2018		
12/5/2018	6.73	
12/6/2018		
1/28/2019		6.93
1/29/2019	8.02	6.93
3/25/2019		7.1
3/26/2019	7.14	
9/10/2019	10.96 (O)	7.15
1/28/2020	7.25	7.36
1/29/2020		
3/9/2020		
3/10/2020	7.53	7.04
9/16/2020	11.03 (O)	6.89
9/17/2020		
12/7/2020		
12/8/2020		
1/25/2021		
1/26/2021	6.7	7.17
3/23/2021		6.56
3/24/2021	7.15	
8/23/2021		
8/24/2021		7.28
8/25/2021	7.44	
10/26/2021		
2/22/2022	7.41	7.2
2/23/2022		

Prediction Limit

Constituent: pH, Field (SU) Analysis Run 4/30/2026 10:06 AM View: Appendix III - Interwell PLs

Plant McIntosh Client: Southern Company Data: McIntosh AP-1

	MGWC-12	MGWA-6A (bg)
4/18/2022		
8/2/2022	7.06	7.27
8/3/2022		
8/4/2022		
2/7/2023	6.95	7.24
2/8/2023		
8/1/2023		7.2
8/2/2023	7.2	
2/6/2024		7.23
2/7/2024	6.83	
8/13/2024		7.23
8/14/2024	7.37	
2/3/2025		
2/4/2025	6.75	7.42
2/5/2025		
8/5/2025		6.96
8/6/2025	8.07	
2/2/2026		7.26
2/3/2026	7.82	
2/4/2026		

Prediction Limit

Constituent: Sulfate (mg/L) Analysis Run 4/30/2026 10:06 AM View: Appendix III - Interwell PLs

Plant McIntosh Client: Southern Company Data: McIntosh AP-1

	MGWA-5 (bg)	MGWA-10 (bg)	MGWA-6 (bg)	MGWC-7	MGWC-8	MGWC-3	MGWC-2	MGWC-1	MGWA-11 (bg)
5/5/2016	4.47	2.46	17.8	116	144				
5/6/2016						94.2	445	106	
6/20/2016	7.7	2.5							1
6/21/2016			17	170	160	95	290	210	
8/15/2016	7.5	1.9	20	170	120				0.73 (J)
8/16/2016						88	270	120	
9/28/2016	7.8	1.9	21	170	130			110	<1
9/29/2016						94	280		
11/16/2016	6.7	1.7	20	170	130	97	280	130	<1
1/16/2017		<1							
1/17/2017	6.7		19	180	150	100			<1
1/18/2017							280		
1/19/2017								160	
3/2/2017	5.6	1.4	15	180	160	100	240	130	<1
4/18/2017	5.1	1.3	14	160	180	91		120	<1
4/19/2017							250		
4/25/2017									
7/13/2017									1.4
10/10/2017	4.9	1.1	11	180	260	110	240	170	0.87 (J)
6/12/2018	3.8	0.82 (J)							4.1
6/13/2018			8.7	180	330	110	220	130	
10/9/2018	6.7	0.82 (J)							2.2
10/10/2018			8.7	190	410	110	220	140	
12/5/2018				190					1.2
1/29/2019									
3/25/2019	3.4	1.1							1.3
3/26/2019			6.3	180	420	110	190	130	
9/10/2019	4.7	1.1	5.6	180	420	110	180	140	1.8
3/9/2020		4.2							3.4
3/10/2020	5.2		5	170	370	130	170	140	
9/16/2020	3.2	0.69 (J)	2.7				160		3
9/17/2020				160	380	120		150	
3/23/2021		<1	3.2						1.4
3/24/2021	3.5			180	280	130	180	120	
8/23/2021		<1							3.4
8/24/2021	3.6		3.5			130	160		
8/25/2021				180	420			140	
2/22/2022	3.2	<1	5.4					150	1.1
2/23/2022				260	390	150	180		
8/2/2022	2.7	<1	2.3						0.8 (J)
8/3/2022				220		130		140	
8/4/2022					350		150		
2/7/2023	2.5	<1	2.3			120			3.3
2/8/2023				220	280		150	140	
8/1/2023	2.9	0.56 (J)	3.2		280	110		140	1
8/2/2023				200			150		
2/6/2024	2.4	<1	2.8	200				140	0.82 (J)
2/7/2024					310	94	150		
8/13/2024	3.3	0.59 (J)	4.4					140	3.3
8/14/2024				200	230	80	140		
2/3/2025	3.4		4.6						
2/4/2025		<1		230	380	73		140	<1

ND substitution: RL or RL/2 if <15% NDs.

Prediction Limit

Constituent: Sulfate (mg/L) Analysis Run 4/30/2026 10:06 AM View: Appendix III - Interwell PLs

Plant McIntosh Client: Southern Company Data: McIntosh AP-1

	MGWA-5 (bg)	MGWA-10 (bg)	MGWA-6 (bg)	MGWC-7	MGWC-8	MGWC-3	MGWC-2	MGWC-1	MGWA-11 (bg)
2/5/2025							150		
8/5/2025	<1	<1	4.3					140	2.5
8/6/2025				170	300	59	130		
2/2/2026									
2/3/2026	3.3	1.5	5.4	190		55	140		1.8
2/4/2026					300			130	

ND substitution: RL or RL/2 if <15% NDs.

Prediction Limit

Constituent: Sulfate (mg/L) Analysis Run 4/30/2026 10:06 AM View: Appendix III - Interwell PLs

Plant McIntosh Client: Southern Company Data: McIntosh AP-1

	MGWC-12	MGWA-6A (bg)
5/5/2016		
5/6/2016		
6/20/2016		
6/21/2016	4	
8/15/2016		
8/16/2016	2.8	
9/28/2016		
9/29/2016	<1	
11/16/2016	3	
1/16/2017		
1/17/2017		
1/18/2017	4.1	
1/19/2017		
3/2/2017	4.6	
4/18/2017		
4/19/2017		
4/25/2017	4.4	
7/13/2017	4.8	
10/10/2017	4.9	
6/12/2018	4.1	
6/13/2018		
10/9/2018		
10/10/2018	2.5	
12/5/2018		
1/29/2019		7.08
3/25/2019		1.8
3/26/2019	2.9	
9/10/2019	2.5	0.6 (J)
3/9/2020		
3/10/2020	7.8	2.4
9/16/2020	4.4	1
9/17/2020		
3/23/2021		1.7
3/24/2021	7.1	
8/23/2021		
8/24/2021		3.3
8/25/2021	6.6	
2/22/2022	4.8	2.1
2/23/2022		
8/2/2022	3.1	2.1
8/3/2022		
8/4/2022		
2/7/2023	4.7	1.6
2/8/2023		
8/1/2023		4
8/2/2023	4.6	
2/6/2024		2.4
2/7/2024	8.2	
8/13/2024		4.2
8/14/2024	8.9	
2/3/2025		
2/4/2025	11	4

ND substitution: RL or RL/2 if <15% NDs.

Prediction Limit

Constituent: Sulfate (mg/L) Analysis Run 4/30/2026 10:06 AM View: Appendix III - Interwell PLs

Plant McIntosh Client: Southern Company Data: McIntosh AP-1

	MGWC-12	MGWA-6A (bg)
2/5/2025		
8/5/2025		3.7
8/6/2025	9.9	
2/2/2026		9.1
2/3/2026	8	
2/4/2026		

Prediction Limit

Constituent: TDS (mg/L) Analysis Run 4/30/2026 10:06 AM View: Appendix III - Interwell PLs

Plant McIntosh Client: Southern Company Data: McIntosh AP-1

	MGWA-5 (bg)	MGWA-10 (bg)	MGWC-8	MGWA-6 (bg)	MGWC-7	MGWC-2	MGWC-3	MGWC-1	MGWA-11 (bg)
5/5/2016	129	78	287	281	272				
5/6/2016						661	380	282	
6/20/2016	156	80							188
6/21/2016			297	303	356	692	392	516	
8/15/2016	160	58	230	310	330				180
8/16/2016						650	360	360	
9/28/2016	91	29	130	170	180			190	100
9/29/2016						640	380		
11/16/2016	250	140	290	340	330	680	420	410	270
1/16/2017		36							
1/17/2017	140		240	310	310		380		170
1/18/2017						630			
1/19/2017								400	
3/2/2017	170	78	270	330	340	660	410	360	210
4/18/2017	140	16	310	290	300		360	360	160
4/19/2017						600			
4/25/2017									
7/13/2017									150
10/10/2017	190	78	450	310	340	600	400	480	210
6/12/2018	180	62							150
6/13/2018			600	230	320	570	320	390	
10/9/2018	170	68							150
10/10/2018			410	300	270	470	300	260	
1/29/2019									
3/25/2019	150	54							210
3/26/2019			630	290	320	530	370	370	
9/10/2019	110	14	660	260	260	470	360	360	160
3/9/2020		56							190
3/10/2020	170		600	300	370	540	390	450	
9/16/2020	150	44		300		530			150
9/17/2020			740		320		410	460	
3/23/2021		53		300					220
3/24/2021	150		530		330	490	430	380	
8/23/2021		55							200
8/24/2021	160			300		510	450		
8/25/2021			720		390			470	
2/22/2022	150	38		300				420	210
2/23/2022			630		390	490	450		
8/2/2022	270	65		200					210
8/3/2022					400		430	440	
8/4/2022			620			480			
2/7/2023	150	61		290			410		190
2/8/2023			480		370	440		400	
8/1/2023	170	57	570	330			420	450	300
8/2/2023					410	520			
2/6/2024	150	57		280	350			420	210
2/7/2024			590			450	370		
8/13/2024	150	63		290				420	200
8/14/2024			580		350	450	360		
2/3/2025	150			260					
2/4/2025		54	590		330		330	400	220
2/5/2025						420			

Prediction Limit

Constituent: TDS (mg/L) Analysis Run 4/30/2026 10:06 AM View: Appendix III - Interwell PLs

Plant McIntosh Client: Southern Company Data: McIntosh AP-1

	MGWA-5 (bg)	MGWA-10 (bg)	MGWC-8	MGWA-6 (bg)	MGWC-7	MGWC-2	MGWC-3	MGWC-1	MGWA-11 (bg)
8/5/2025	150	58		290				500	220
8/6/2025			610		390	540	370		
2/2/2026									
2/3/2026	160	26		270	370	430	300		200
2/4/2026			540					400	

Prediction Limit

Constituent: TDS (mg/L) Analysis Run 4/30/2026 10:06 AM View: Appendix III - Interwell PLs

Plant McIntosh Client: Southern Company Data: McIntosh AP-1

	MGWC-12	MGWA-6A (bg)
5/5/2016		
5/6/2016		
6/20/2016		
6/21/2016	177	
8/15/2016		
8/16/2016	160	
9/28/2016		
9/29/2016	190	
11/16/2016	240	
1/16/2017		
1/17/2017		
1/18/2017	180	
1/19/2017		
3/2/2017	170	
4/18/2017		
4/19/2017		
4/25/2017	170	
7/13/2017	150	
10/10/2017	160	
6/12/2018	170	
6/13/2018		
10/9/2018		
10/10/2018	48	
1/29/2019		280
3/25/2019		250
3/26/2019	180	
9/10/2019	140	230
3/9/2020		
3/10/2020	170	260
9/16/2020	190	320
9/17/2020		
3/23/2021		270
3/24/2021	190	
8/23/2021		
8/24/2021		280
8/25/2021	230	
2/22/2022	190	270
2/23/2022		
8/2/2022	150	190
8/3/2022		
8/4/2022		
2/7/2023	190	260
2/8/2023		
8/1/2023		360
8/2/2023	200	
2/6/2024		260
2/7/2024	200	
8/13/2024		270
8/14/2024	190	
2/3/2025		
2/4/2025	200	250
2/5/2025		

Prediction Limit

Constituent: TDS (mg/L) Analysis Run 4/30/2026 10:06 AM View: Appendix III - Interwell PLs

Plant McIntosh Client: Southern Company Data: McIntosh AP-1

	MGWC-12	MGWA-6A (bg)
8/5/2025		290
8/6/2025	180	
2/2/2026		310
2/3/2026	190	
2/4/2026		

FIGURE E.

Appendix III Trend Tests - Prediction Limit Exceedances - Significant Results

Plant McIntosh Client: Southern Company Data: McIntosh AP-1 Printed 4/30/2026, 10:13 AM

Constituent	Well	Slope	Calc.	Critical	Sig.	N	%NDs	Normality	Xform	Alpha	Method
Boron (mg/L)	**MGWA-6 (bg)**	**-0.01412**	**-213**	**-118**	**Yes**	**26**	**23.08**	**n/a**	**n/a**	**0.01**	**NP**
Boron (mg/L)	**MGWC-1**	**0.07374**	**126**	**118**	**Yes**	**26**	**0**	**n/a**	**n/a**	**0.01**	**NP**
Boron (mg/L)	**MGWC-2**	**-0.2043**	**-262**	**-118**	**Yes**	**26**	**0**	**n/a**	**n/a**	**0.01**	**NP**
Boron (mg/L)	**MGWC-3**	**-0.1153**	**-160**	**-118**	**Yes**	**26**	**0**	**n/a**	**n/a**	**0.01**	**NP**
Boron (mg/L)	**MGWC-7**	**0.1264**	**254**	**118**	**Yes**	**26**	**0**	**n/a**	**n/a**	**0.01**	**NP**
Boron (mg/L)	**MGWC-8**	**0.4608**	**196**	**118**	**Yes**	**26**	**0**	**n/a**	**n/a**	**0.01**	**NP**
Chloride (mg/L)	**MGWA-5 (bg)**	**-0.131**	**-174**	**-118**	**Yes**	**26**	**3.846**	**n/a**	**n/a**	**0.01**	**NP**
Chloride (mg/L)	**MGWA-6 (bg)**	**-0.8519**	**-271**	**-118**	**Yes**	**26**	**0**	**n/a**	**n/a**	**0.01**	**NP**
Chloride (mg/L)	**MGWC-2**	**-0.9435**	**-252**	**-118**	**Yes**	**26**	**0**	**n/a**	**n/a**	**0.01**	**NP**
Chloride (mg/L)	**MGWC-8**	**0.2711**	**144**	**118**	**Yes**	**26**	**0**	**n/a**	**n/a**	**0.01**	**NP**
Sulfate (mg/L)	**MGWA-5 (bg)**	**-0.4769**	**-217**	**-118**	**Yes**	**26**	**3.846**	**n/a**	**n/a**	**0.01**	**NP**
Sulfate (mg/L)	**MGWA-6 (bg)**	**-1.759**	**-210**	**-118**	**Yes**	**26**	**0**	**n/a**	**n/a**	**0.01**	**NP**
Sulfate (mg/L)	**MGWA-10 (bg)**	**-0.07449**	**-140**	**-118**	**Yes**	**26**	**34.62**	**n/a**	**n/a**	**0.01**	**NP**
Sulfate (mg/L)	**MGWC-2**	**-17.19**	**-283**	**-118**	**Yes**	**26**	**0**	**n/a**	**n/a**	**0.01**	**NP**
Sulfate (mg/L)	**MGWC-7**	**3.891**	**158**	**124**	**Yes**	**27**	**0**	**n/a**	**n/a**	**0.01**	**NP**
Sulfate (mg/L)	**MGWC-8**	**19.19**	**119**	**118**	**Yes**	**26**	**0**	**n/a**	**n/a**	**0.01**	**NP**
TDS (mg/L)	**MGWC-2**	**-25.5**	**-229**	**-118**	**Yes**	**26**	**0**	**n/a**	**n/a**	**0.01**	**NP**
TDS (mg/L)	**MGWC-7**	**7.625**	**128**	**118**	**Yes**	**26**	**0**	**n/a**	**n/a**	**0.01**	**NP**
TDS (mg/L)	**MGWC-8**	**38.37**	**140**	**118**	**Yes**	**26**	**0**	**n/a**	**n/a**	**0.01**	**NP**

Appendix III Trend Tests - Prediction Limit Exceedances - All Results

Plant McIntosh Client: Southern Company Data: McIntosh AP-1 Printed 4/30/2026, 10:13 AM

Constituent	Well	Slope	Calc.	Critical	Sig.	N	%NDs	Normality	Xform	Alpha	Method
Boron (mg/L)	MGWA-5 (bg)	0	4	118	No	26	73.08	n/a	n/a	0.01	NP
Boron (mg/L)	**MGWA-6 (bg)**	**-0.01412**	**-213**	**-118**	**Yes**	**26**	**23.08**	**n/a**	**n/a**	**0.01**	**NP**
Boron (mg/L)	MGWA-6A (bg)	0	-19	-58	No	16	56.25	n/a	n/a	0.01	NP
Boron (mg/L)	MGWA-10 (bg)	0	81	118	No	26	73.08	n/a	n/a	0.01	NP
Boron (mg/L)	MGWA-11 (bg)	0	-30	-118	No	26	50	n/a	n/a	0.01	NP
Boron (mg/L)	**MGWC-1**	**0.07374**	**126**	**118**	**Yes**	**26**	**0**	**n/a**	**n/a**	**0.01**	**NP**
Boron (mg/L)	**MGWC-2**	**-0.2043**	**-262**	**-118**	**Yes**	**26**	**0**	**n/a**	**n/a**	**0.01**	**NP**
Boron (mg/L)	**MGWC-3**	**-0.1153**	**-160**	**-118**	**Yes**	**26**	**0**	**n/a**	**n/a**	**0.01**	**NP**
Boron (mg/L)	**MGWC-7**	**0.1264**	**254**	**118**	**Yes**	**26**	**0**	**n/a**	**n/a**	**0.01**	**NP**
Boron (mg/L)	**MGWC-8**	**0.4608**	**196**	**118**	**Yes**	**26**	**0**	**n/a**	**n/a**	**0.01**	**NP**
Chloride (mg/L)	**MGWA-5 (bg)**	**-0.131**	**-174**	**-118**	**Yes**	**26**	**3.846**	**n/a**	**n/a**	**0.01**	**NP**
Chloride (mg/L)	**MGWA-6 (bg)**	**-0.8519**	**-271**	**-118**	**Yes**	**26**	**0**	**n/a**	**n/a**	**0.01**	**NP**
Chloride (mg/L)	MGWA-6A (bg)	-0.1667	-50	-58	No	16	0	n/a	n/a	0.01	NP
Chloride (mg/L)	MGWA-10 (bg)	0.01136	27	118	No	26	0	n/a	n/a	0.01	NP
Chloride (mg/L)	MGWA-11 (bg)	-0.04847	-65	-124	No	27	0	n/a	n/a	0.01	NP
Chloride (mg/L)	MGWC-1	-0.05974	-104	-118	No	26	0	n/a	n/a	0.01	NP
Chloride (mg/L)	**MGWC-2**	**-0.9435**	**-252**	**-118**	**Yes**	**26**	**0**	**n/a**	**n/a**	**0.01**	**NP**
Chloride (mg/L)	**MGWC-8**	**0.2711**	**144**	**118**	**Yes**	**26**	**0**	**n/a**	**n/a**	**0.01**	**NP**
Fluoride (mg/L)	MGWA-5 (bg)	0	-3	-131	No	28	21.43	n/a	n/a	0.01	NP
Fluoride (mg/L)	MGWA-6 (bg)	0	-7	-131	No	28	28.57	n/a	n/a	0.01	NP
Fluoride (mg/L)	MGWA-6A (bg)	0.005624	39	58	No	16	25	n/a	n/a	0.01	NP
Fluoride (mg/L)	MGWA-10 (bg)	0	37	131	No	28	67.86	n/a	n/a	0.01	NP
Fluoride (mg/L)	MGWA-11 (bg)	-0.003406	-56	-131	No	28	14.29	n/a	n/a	0.01	NP
Fluoride (mg/L)	MGWC-7	-0.01448	-110	-131	No	28	7.143	n/a	n/a	0.01	NP
Fluoride (mg/L)	MGWC-8	0	-18	-131	No	28	17.86	n/a	n/a	0.01	NP
Fluoride (mg/L)	MGWC-12	-0.004649	-52	-131	No	28	0	n/a	n/a	0.01	NP
Sulfate (mg/L)	**MGWA-5 (bg)**	**-0.4769**	**-217**	**-118**	**Yes**	**26**	**3.846**	**n/a**	**n/a**	**0.01**	**NP**
Sulfate (mg/L)	**MGWA-6 (bg)**	**-1.759**	**-210**	**-118**	**Yes**	**26**	**0**	**n/a**	**n/a**	**0.01**	**NP**
Sulfate (mg/L)	MGWA-6A (bg)	0.4104	47	58	No	16	0	n/a	n/a	0.01	NP
Sulfate (mg/L)	**MGWA-10 (bg)**	**-0.07449**	**-140**	**-118**	**Yes**	**26**	**34.62**	**n/a**	**n/a**	**0.01**	**NP**
Sulfate (mg/L)	MGWA-11 (bg)	0.08368	81	124	No	27	22.22	n/a	n/a	0.01	NP
Sulfate (mg/L)	MGWC-1	0	56	118	No	26	0	n/a	n/a	0.01	NP
Sulfate (mg/L)	**MGWC-2**	**-17.19**	**-283**	**-118**	**Yes**	**26**	**0**	**n/a**	**n/a**	**0.01**	**NP**
Sulfate (mg/L)	MGWC-3	1.529	29	118	No	26	0	n/a	n/a	0.01	NP
Sulfate (mg/L)	**MGWC-7**	**3.891**	**158**	**124**	**Yes**	**27**	**0**	**n/a**	**n/a**	**0.01**	**NP**
Sulfate (mg/L)	**MGWC-8**	**19.19**	**119**	**118**	**Yes**	**26**	**0**	**n/a**	**n/a**	**0.01**	**NP**
TDS (mg/L)	MGWA-5 (bg)	0	9	118	No	26	0	n/a	n/a	0.01	NP
TDS (mg/L)	MGWA-6 (bg)	-2.173	-75	-118	No	26	0	n/a	n/a	0.01	NP
TDS (mg/L)	MGWA-6A (bg)	3.139	18	58	No	16	0	n/a	n/a	0.01	NP
TDS (mg/L)	MGWA-10 (bg)	-1.812	-59	-118	No	26	0	n/a	n/a	0.01	NP
TDS (mg/L)	MGWA-11 (bg)	4.01	96	118	No	26	0	n/a	n/a	0.01	NP
TDS (mg/L)	MGWC-1	7.221	87	118	No	26	0	n/a	n/a	0.01	NP
TDS (mg/L)	**MGWC-2**	**-25.5**	**-229**	**-118**	**Yes**	**26**	**0**	**n/a**	**n/a**	**0.01**	**NP**
TDS (mg/L)	**MGWC-7**	**7.625**	**128**	**118**	**Yes**	**26**	**0**	**n/a**	**n/a**	**0.01**	**NP**
TDS (mg/L)	**MGWC-8**	**38.37**	**140**	**118**	**Yes**	**26**	**0**	**n/a**	**n/a**	**0.01**	**NP**

Sanitas™ v.10.1.06 Software licensed to Groundwater Stats Consulting. UG
Hollow symbols indicate censored values.

Sen's Slope Estimator

MGWA-5 (bg)

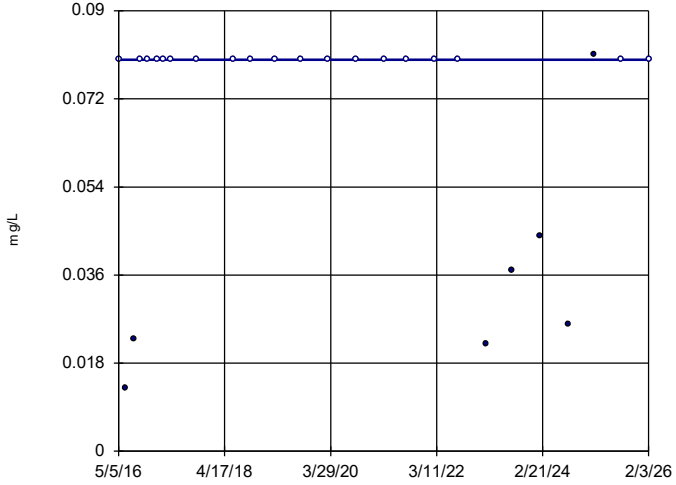

n = 26

Slope = 0
units per year.

Mann-Kendall
statistic = 4
critical = 118

Trend not significant at 99% confidence level (α = 0.005 per tail).

Constituent: Boron Analysis Run 4/30/2026 10:07 AM View: Appendix III - Trend Tests
Plant McIntosh Client: Southern Company Data: McIntosh AP-1

Sanitas™ v.10.1.06 Software licensed to Groundwater Stats Consulting. UG
Hollow symbols indicate censored values.

Sen's Slope Estimator

MGWA-6 (bg)

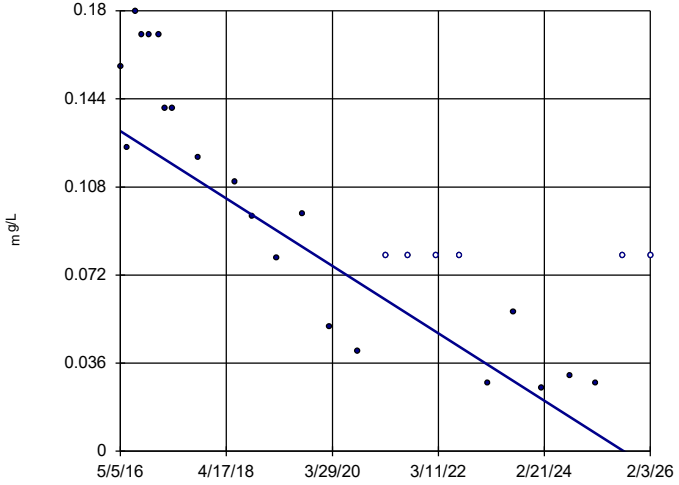

n = 26

Slope = -0.01412
units per year.

Mann-Kendall
statistic = -213
critical = -118

Decreasing trend significant at 99% confidence level (α = 0.005 per tail).

Constituent: Boron Analysis Run 4/30/2026 10:07 AM View: Appendix III - Trend Tests
Plant McIntosh Client: Southern Company Data: McIntosh AP-1

Sanitas™ v.10.1.06 Software licensed to Groundwater Stats Consulting. UG
Hollow symbols indicate censored values.

Sen's Slope Estimator

MGWA-6A (bg)

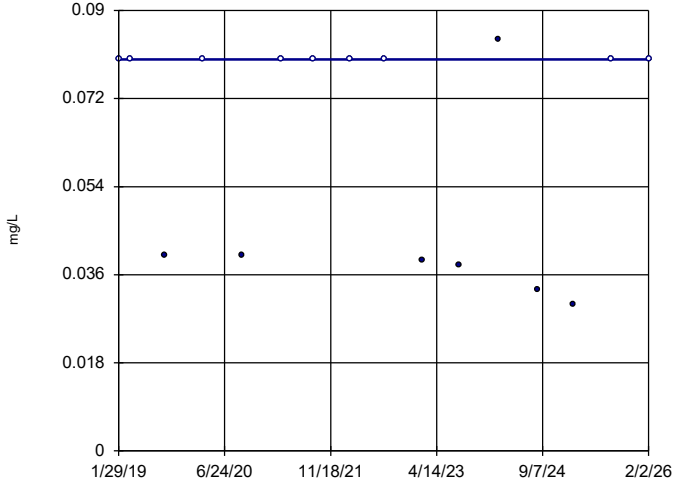

n = 16

Slope = 0
units per year.

Mann-Kendall
statistic = -19
critical = -58

Trend not significant at 99% confidence level (α = 0.005 per tail).

Constituent: Boron Analysis Run 4/30/2026 10:07 AM View: Appendix III - Trend Tests
Plant McIntosh Client: Southern Company Data: McIntosh AP-1

Sanitas™ v.10.1.06 Software licensed to Groundwater Stats Consulting. UG
Hollow symbols indicate censored values.

Sen's Slope Estimator

MGWA-10 (bg)

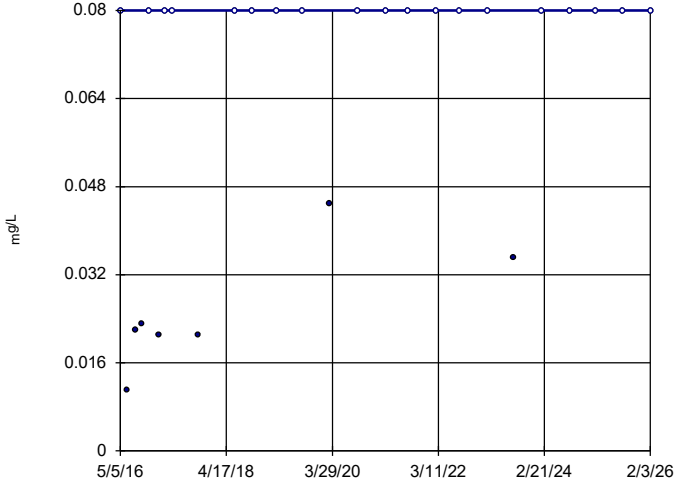

n = 26

Slope = 0
units per year.

Mann-Kendall
statistic = 81
critical = 118

Trend not significant at 99% confidence level (α = 0.005 per tail).

Constituent: Boron Analysis Run 4/30/2026 10:07 AM View: Appendix III - Trend Tests
Plant McIntosh Client: Southern Company Data: McIntosh AP-1

Sanitas™ v.10.1.06 Software licensed to Groundwater Stats Consulting. UG

Hollow symbols indicate censored values.

Sen's Slope Estimator

MGWA-11 (bg)

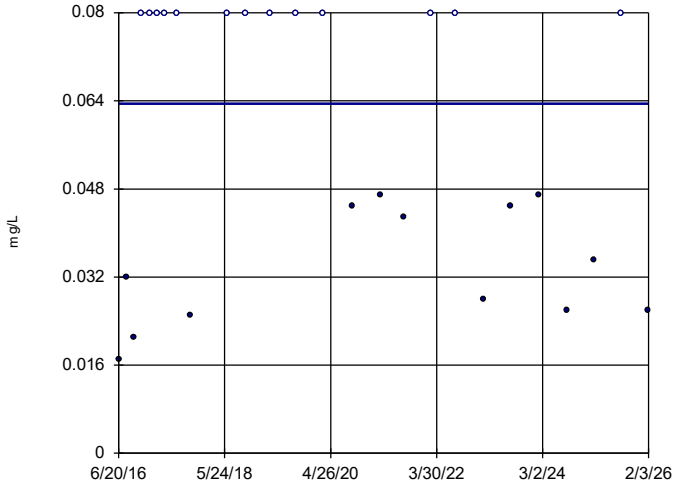

n = 26

Slope = 0 units per year.

Mann-Kendall statistic = -30 critical = -118

Trend not significant at 99% confidence level (α = 0.005 per tail).

Constituent: Boron Analysis Run 4/30/2026 10:07 AM View: Appendix III - Trend Tests

Plant McIntosh Client: Southern Company Data: McIntosh AP-1

Sanitas™ v.10.1.06 Software licensed to Groundwater Stats Consulting. UG

Sen's Slope Estimator

MGWC-1

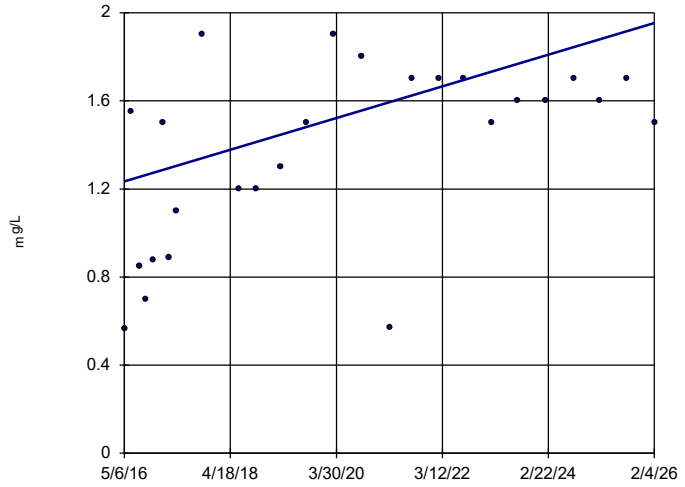

n = 26

Slope = 0.07374 units per year.

Mann-Kendall statistic = 126 critical = 118

Increasing trend significant at 99% confidence level (α = 0.005 per tail).

Constituent: Boron Analysis Run 4/30/2026 10:07 AM View: Appendix III - Trend Tests

Plant McIntosh Client: Southern Company Data: McIntosh AP-1

Sanitas™ v.10.1.06 Software licensed to Groundwater Stats Consulting. UG

Sen's Slope Estimator

MGWC-2

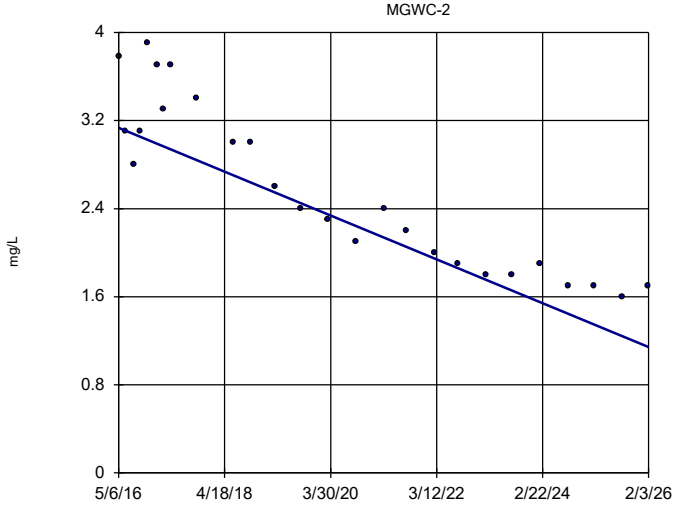

n = 26

Slope = -0.2043 units per year.

Mann-Kendall statistic = -262 critical = -118

Decreasing trend significant at 99% confidence level (α = 0.005 per tail).

Constituent: Boron Analysis Run 4/30/2026 10:07 AM View: Appendix III - Trend Tests

Plant McIntosh Client: Southern Company Data: McIntosh AP-1

Sanitas™ v.10.1.06 Software licensed to Groundwater Stats Consulting. UG

Sen's Slope Estimator

MGWC-3

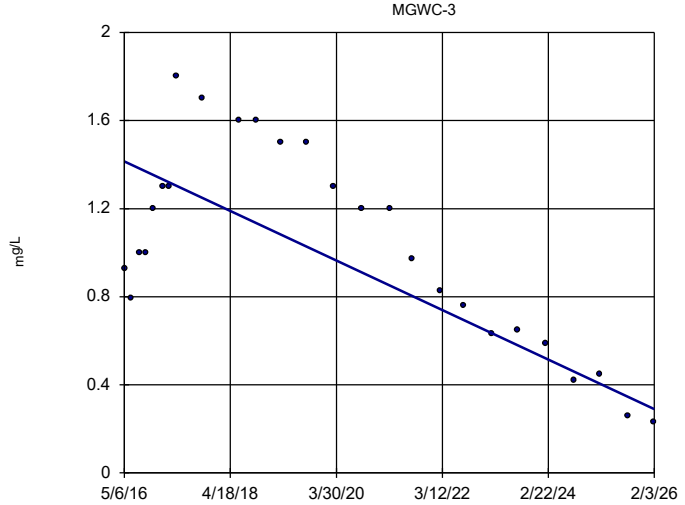

n = 26

Slope = -0.1153 units per year.

Mann-Kendall statistic = -160 critical = -118

Decreasing trend significant at 99% confidence level (α = 0.005 per tail).

Constituent: Boron Analysis Run 4/30/2026 10:07 AM View: Appendix III - Trend Tests

Plant McIntosh Client: Southern Company Data: McIntosh AP-1

Sanitas™ v.10.1.06 Software licensed to Groundwater Stats Consulting. UG

Sen's Slope Estimator

MGWC-7

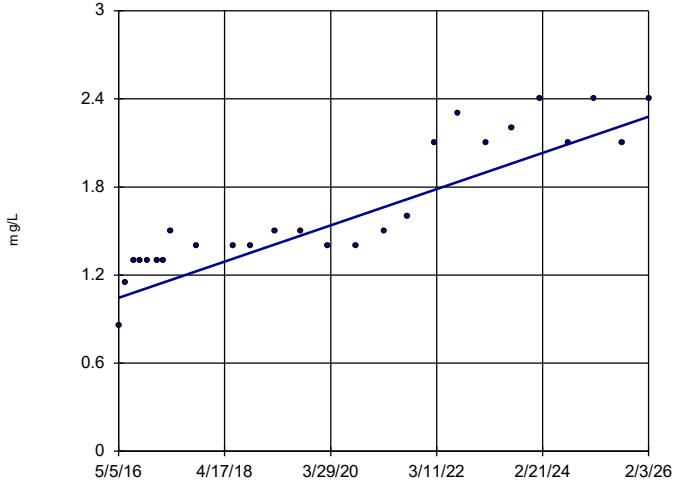

n = 26

Slope = 0.1264 units per year.

Mann-Kendall statistic = 254 critical = 118

Increasing trend significant at 99% confidence level (α = 0.005 per tail).

Constituent: Boron Analysis Run 4/30/2026 10:08 AM View: Appendix III - Trend Tests

Plant McIntosh Client: Southern Company Data: McIntosh AP-1

Sanitas™ v.10.1.06 Software licensed to Groundwater Stats Consulting. UG

Sen's Slope Estimator

MGWC-8

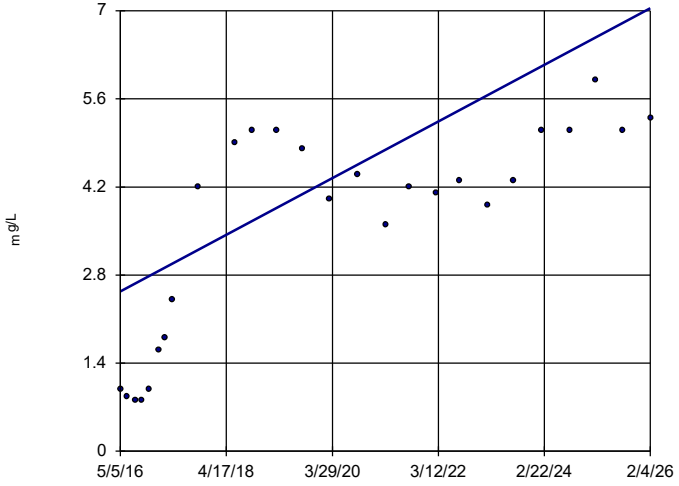

n = 26

Slope = 0.4608 units per year.

Mann-Kendall statistic = 196 critical = 118

Increasing trend significant at 99% confidence level (α = 0.005 per tail).

Constituent: Boron Analysis Run 4/30/2026 10:08 AM View: Appendix III - Trend Tests

Plant McIntosh Client: Southern Company Data: McIntosh AP-1

Sanitas™ v.10.1.06 Software licensed to Groundwater Stats Consulting. UG

Hollow symbols indicate censored values.

Sen's Slope Estimator

MGWA-5 (bg)

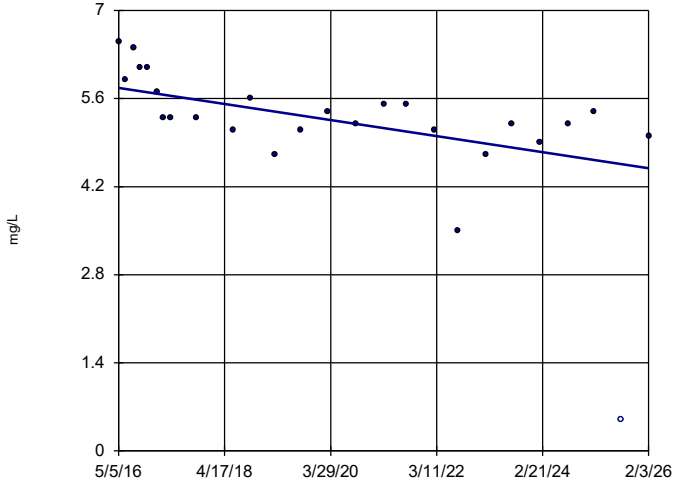

n = 26

Slope = -0.131 units per year.

Mann-Kendall statistic = -174 critical = -118

Decreasing trend significant at 99% confidence level (α = 0.005 per tail).

Constituent: Chloride Analysis Run 4/30/2026 10:08 AM View: Appendix III - Trend Tests

Plant McIntosh Client: Southern Company Data: McIntosh AP-1

Sanitas™ v.10.1.06 Software licensed to Groundwater Stats Consulting. UG

Sen's Slope Estimator

MGWA-6 (bg)

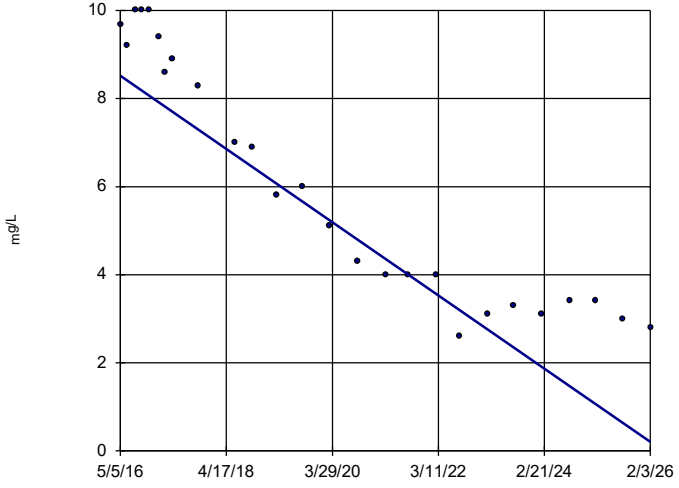

n = 26

Slope = -0.8519 units per year.

Mann-Kendall statistic = -271 critical = -118

Decreasing trend significant at 99% confidence level (α = 0.005 per tail).

Constituent: Chloride Analysis Run 4/30/2026 10:08 AM View: Appendix III - Trend Tests

Plant McIntosh Client: Southern Company Data: McIntosh AP-1

Sanitas™ v.10.1.06 Software licensed to Groundwater Stats Consulting. UG

Sen's Slope Estimator

MGWA-6A (bg)

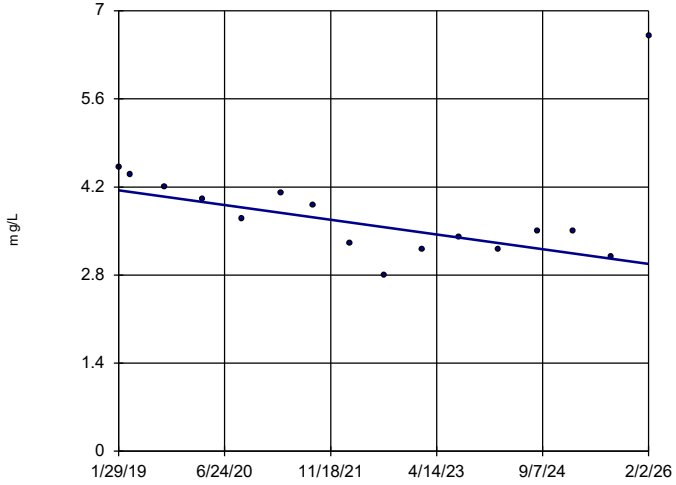

n = 16

Slope = -0.1667 units per year.

Mann-Kendall statistic = -50 critical = -58

Trend not significant at 99% confidence level (α = 0.005 per tail).

Constituent: Chloride Analysis Run 4/30/2026 10:08 AM View: Appendix III - Trend Tests

Plant McIntosh Client: Southern Company Data: McIntosh AP-1

Sanitas™ v.10.1.06 Software licensed to Groundwater Stats Consulting. UG

Sen's Slope Estimator

MGWA-10 (bg)

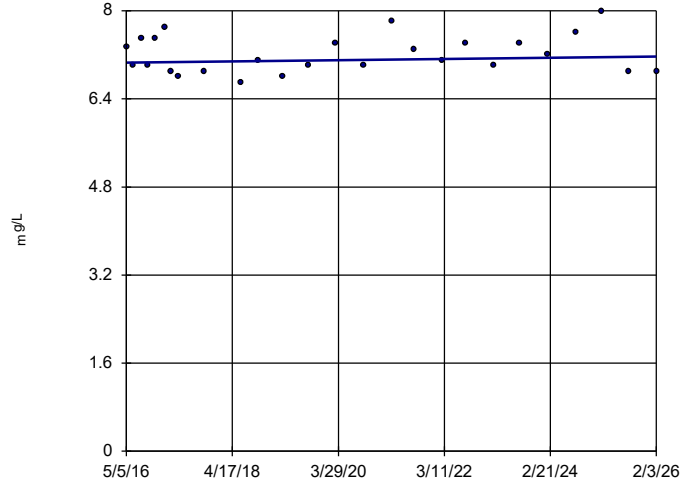

n = 26

Slope = 0.01136 units per year.

Mann-Kendall statistic = 27 critical = 118

Trend not significant at 99% confidence level (α = 0.005 per tail).

Constituent: Chloride Analysis Run 4/30/2026 10:08 AM View: Appendix III - Trend Tests

Plant McIntosh Client: Southern Company Data: McIntosh AP-1

Sanitas™ v.10.1.06 Software licensed to Groundwater Stats Consulting. UG

Sen's Slope Estimator

MGWA-11 (bg)

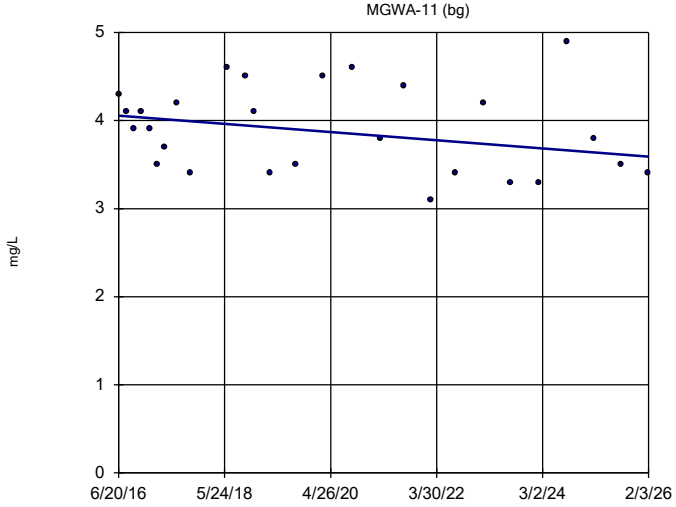

n = 27

Slope = -0.04847 units per year.

Mann-Kendall statistic = -65 critical = -124

Trend not significant at 99% confidence level (α = 0.005 per tail).

Constituent: Chloride Analysis Run 4/30/2026 10:08 AM View: Appendix III - Trend Tests

Plant McIntosh Client: Southern Company Data: McIntosh AP-1

Sanitas™ v.10.1.06 Software licensed to Groundwater Stats Consulting. UG

Sen's Slope Estimator

MGWC-1

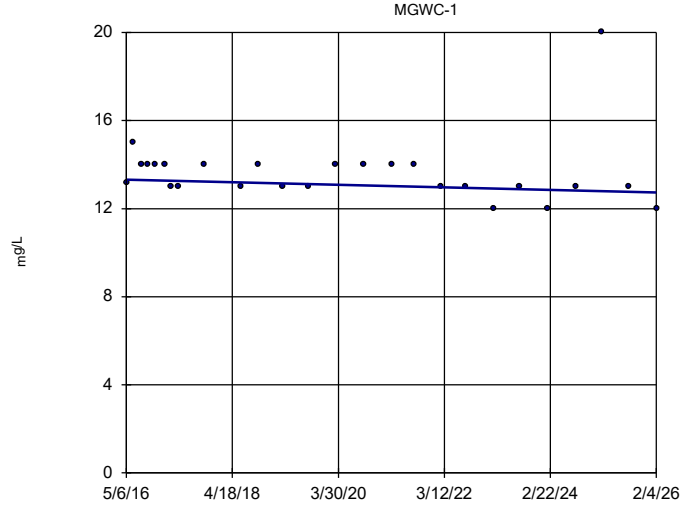

n = 26

Slope = -0.05974 units per year.

Mann-Kendall statistic = -104 critical = -118

Trend not significant at 99% confidence level (α = 0.005 per tail).

Constituent: Chloride Analysis Run 4/30/2026 10:08 AM View: Appendix III - Trend Tests

Plant McIntosh Client: Southern Company Data: McIntosh AP-1

Sanitas™ v.10.1.06 Software licensed to Groundwater Stats Consulting. UG

Sen's Slope Estimator

MGWC-2

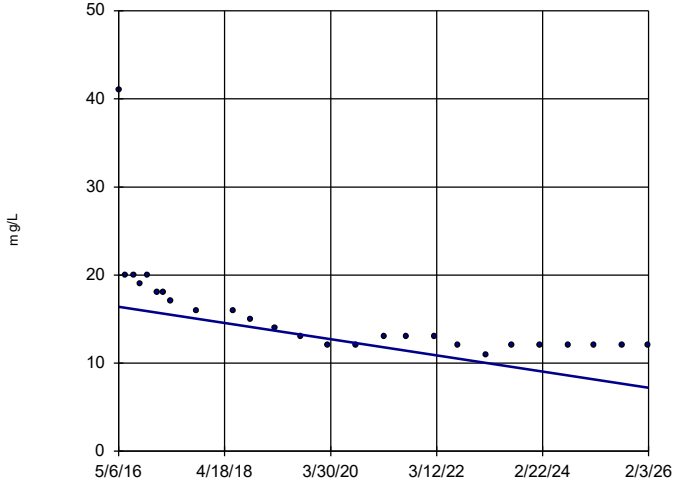

n = 26

Slope = -0.9435 units per year.

Mann-Kendall statistic = -252 critical = -118

Decreasing trend significant at 99% confidence level (α = 0.005 per tail).

Constituent: Chloride Analysis Run 4/30/2026 10:08 AM View: Appendix III - Trend Tests

Plant McIntosh Client: Southern Company Data: McIntosh AP-1

Sanitas™ v.10.1.06 Software licensed to Groundwater Stats Consulting. UG

Sen's Slope Estimator

MGWC-8

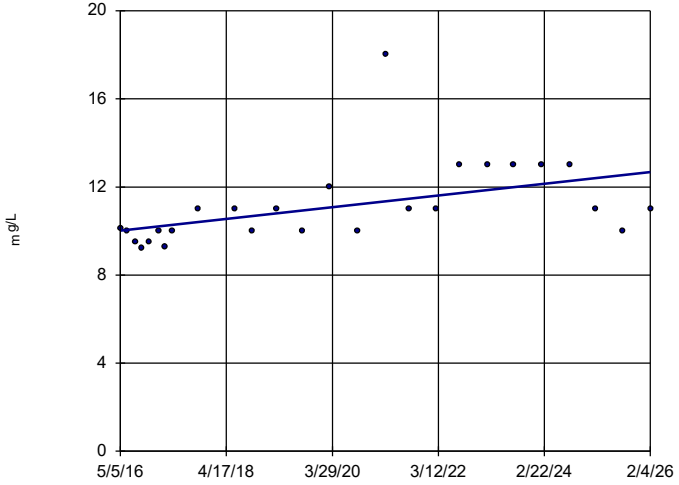

n = 26

Slope = 0.2711 units per year.

Mann-Kendall statistic = 144 critical = 118

Increasing trend significant at 99% confidence level (α = 0.005 per tail).

Constituent: Chloride Analysis Run 4/30/2026 10:08 AM View: Appendix III - Trend Tests

Plant McIntosh Client: Southern Company Data: McIntosh AP-1

Sanitas™ v.10.1.06 Software licensed to Groundwater Stats Consulting. UG

Hollow symbols indicate censored values.

Sen's Slope Estimator

MGWA-5 (bg)

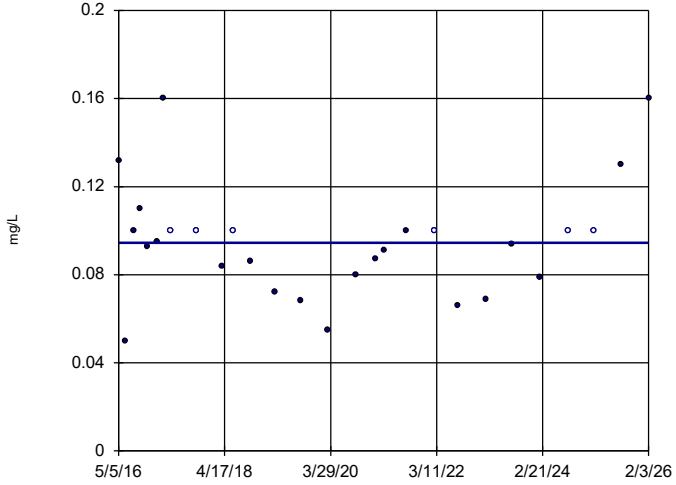

n = 28

Slope = 0 units per year.

Mann-Kendall statistic = -3 critical = -131

Trend not significant at 99% confidence level (α = 0.005 per tail).

Constituent: Fluoride Analysis Run 4/30/2026 10:08 AM View: Appendix III - Trend Tests

Plant McIntosh Client: Southern Company Data: McIntosh AP-1

Sanitas™ v.10.1.06 Software licensed to Groundwater Stats Consulting. UG

Hollow symbols indicate censored values.

Sen's Slope Estimator

MGWA-6 (bg)

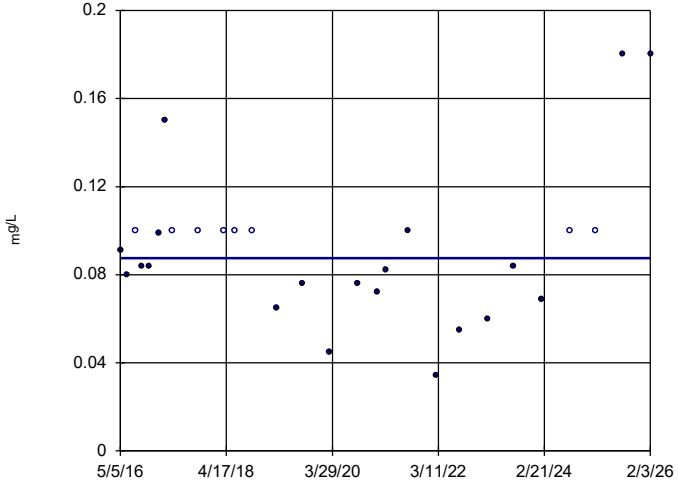

n = 28

Slope = 0 units per year.

Mann-Kendall statistic = -7 critical = -131

Trend not significant at 99% confidence level (α = 0.005 per tail).

Constituent: Fluoride Analysis Run 4/30/2026 10:08 AM View: Appendix III - Trend Tests

Plant McIntosh Client: Southern Company Data: McIntosh AP-1

Sanitas™ v.10.1.06 Software licensed to Groundwater Stats Consulting. UG
Hollow symbols indicate censored values.

Sen's Slope Estimator

MGWA-6A (bg)

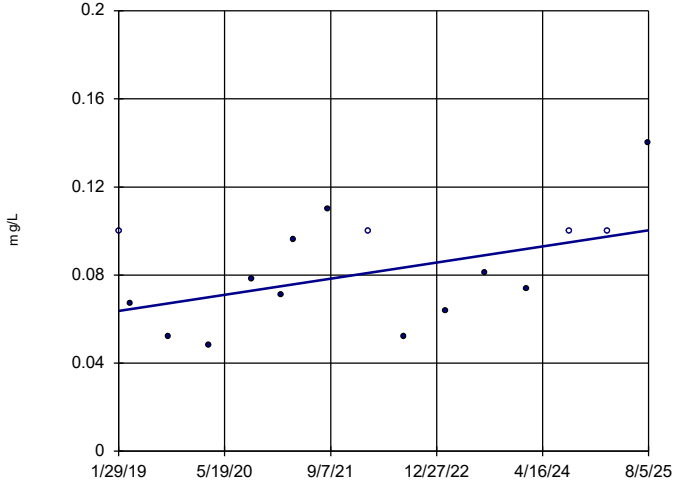

n = 16

Slope = 0.005624 units per year.

Mann-Kendall statistic = 39 critical = 58

Trend not significant at 99% confidence level (α = 0.005 per tail).

Constituent: Fluoride Analysis Run 4/30/2026 10:08 AM View: Appendix III - Trend Tests
Plant McIntosh Client: Southern Company Data: McIntosh AP-1

Sanitas™ v.10.1.06 Software licensed to Groundwater Stats Consulting. UG
Hollow symbols indicate censored values.

Sen's Slope Estimator

MGWA-10 (bg)

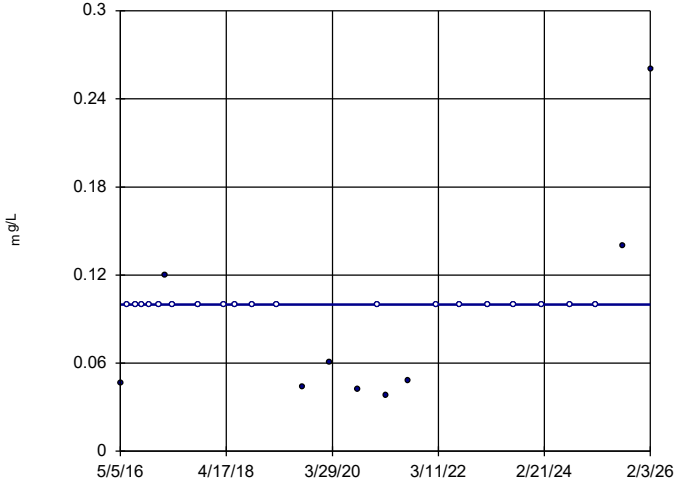

n = 28

Slope = 0 units per year.

Mann-Kendall statistic = 37 critical = 131

Trend not significant at 99% confidence level (α = 0.005 per tail).

Constituent: Fluoride Analysis Run 4/30/2026 10:08 AM View: Appendix III - Trend Tests
Plant McIntosh Client: Southern Company Data: McIntosh AP-1

Sanitas™ v.10.1.06 Software licensed to Groundwater Stats Consulting. UG
Hollow symbols indicate censored values.

Sen's Slope Estimator

MGWA-11 (bg)

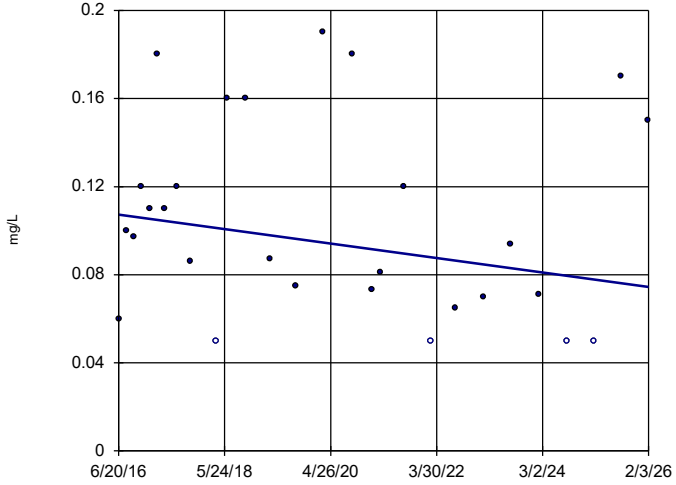

n = 28

Slope = -0.003406 units per year.

Mann-Kendall statistic = -56 critical = -131

Trend not significant at 99% confidence level (α = 0.005 per tail).

Constituent: Fluoride Analysis Run 4/30/2026 10:08 AM View: Appendix III - Trend Tests
Plant McIntosh Client: Southern Company Data: McIntosh AP-1

Sanitas™ v.10.1.06 Software licensed to Groundwater Stats Consulting. UG
Hollow symbols indicate censored values.

Sen's Slope Estimator

MGWC-7

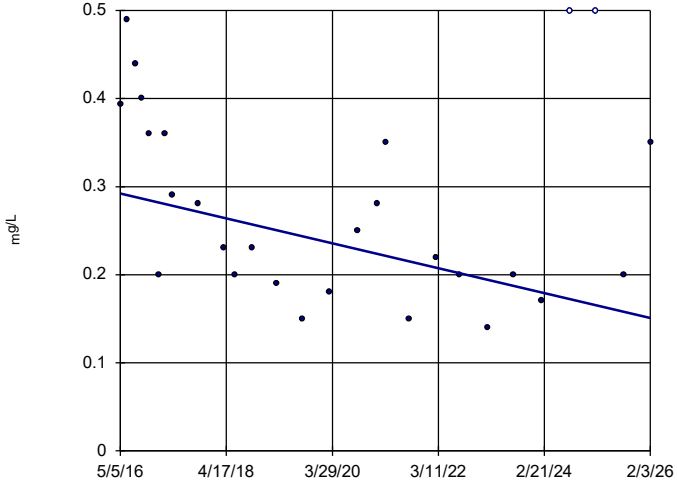

n = 28

Slope = -0.01448 units per year.

Mann-Kendall statistic = -110 critical = -131

Trend not significant at 99% confidence level (α = 0.005 per tail).

Constituent: Fluoride Analysis Run 4/30/2026 10:08 AM View: Appendix III - Trend Tests
Plant McIntosh Client: Southern Company Data: McIntosh AP-1

Sanitas™ v.10.1.06 Software licensed to Groundwater Stats Consulting. UG
Hollow symbols indicate censored values.

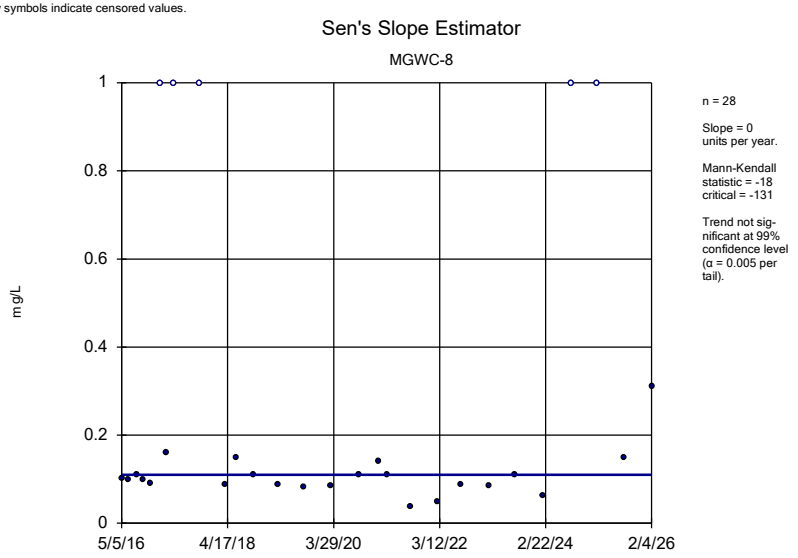

Constituent: Fluoride Analysis Run 4/30/2026 10:08 AM View: Appendix III - Trend Tests
Plant McIntosh Client: Southern Company Data: McIntosh AP-1

Sanitas™ v.10.1.06 Software licensed to Groundwater Stats Consulting. UG

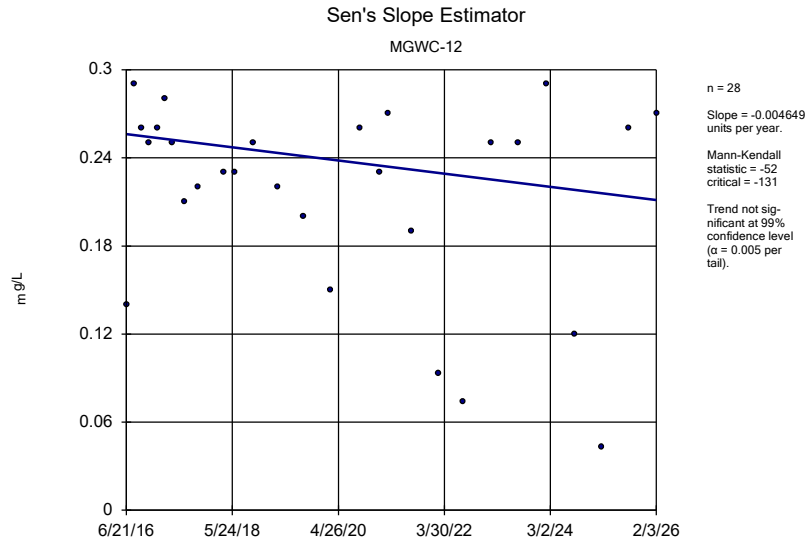

Constituent: Fluoride Analysis Run 4/30/2026 10:08 AM View: Appendix III - Trend Tests
Plant McIntosh Client: Southern Company Data: McIntosh AP-1

Sanitas™ v.10.1.06 Software licensed to Groundwater Stats Consulting. UG
Hollow symbols indicate censored values.

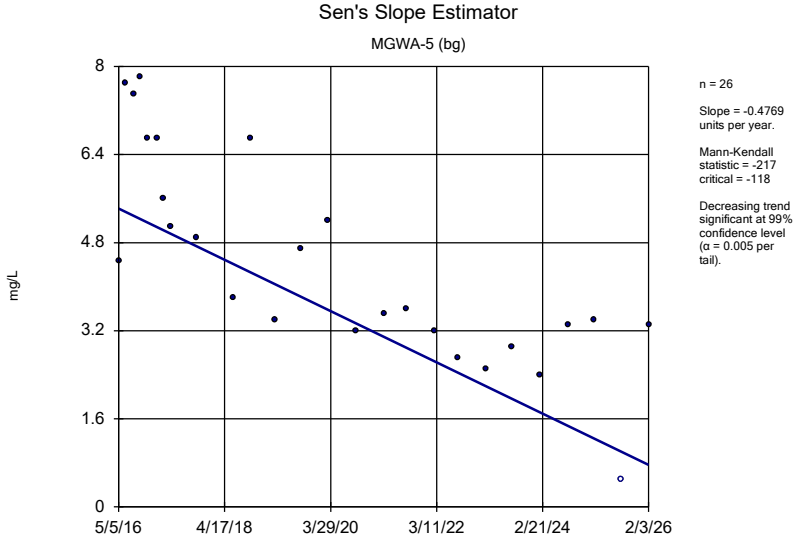

Constituent: Sulfate Analysis Run 4/30/2026 10:08 AM View: Appendix III - Trend Tests
Plant McIntosh Client: Southern Company Data: McIntosh AP-1

Sanitas™ v.10.1.06 Software licensed to Groundwater Stats Consulting. UG

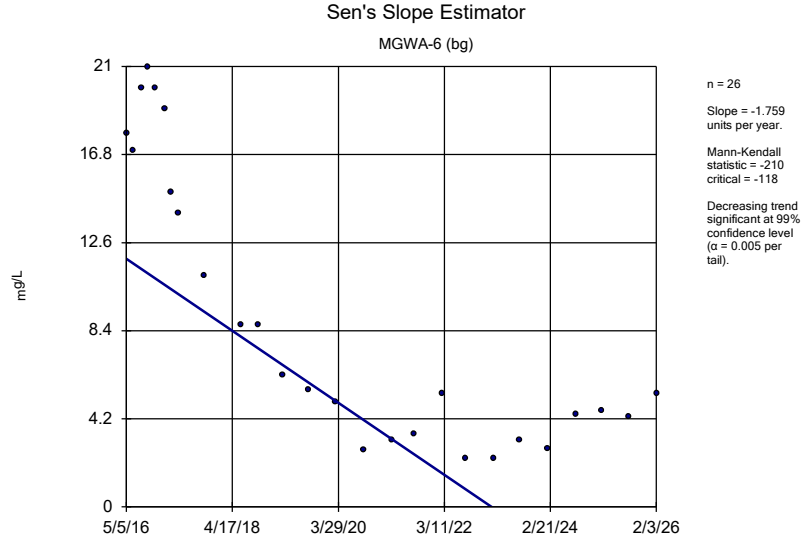

Constituent: Sulfate Analysis Run 4/30/2026 10:08 AM View: Appendix III - Trend Tests
Plant McIntosh Client: Southern Company Data: McIntosh AP-1

Sanitas™ v.10.1.06 Software licensed to Groundwater Stats Consulting. UG

Sen's Slope Estimator

MGWA-6A (bg)

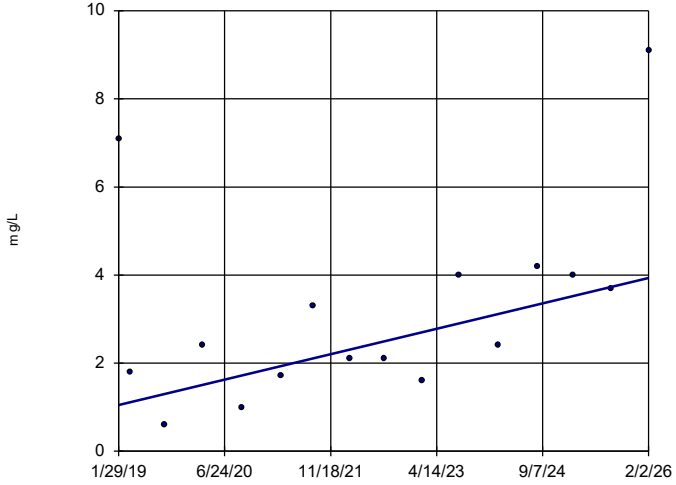

n = 16

Slope = 0.4104 units per year.

Mann-Kendall statistic = 47 critical = 58

Trend not significant at 99% confidence level (α = 0.005 per tail).

Constituent: Sulfate Analysis Run 4/30/2026 10:08 AM View: Appendix III - Trend Tests

Plant McIntosh Client: Southern Company Data: McIntosh AP-1

Sanitas™ v.10.1.06 Software licensed to Groundwater Stats Consulting. UG

Hollow symbols indicate censored values.

Sen's Slope Estimator

MGWA-10 (bg)

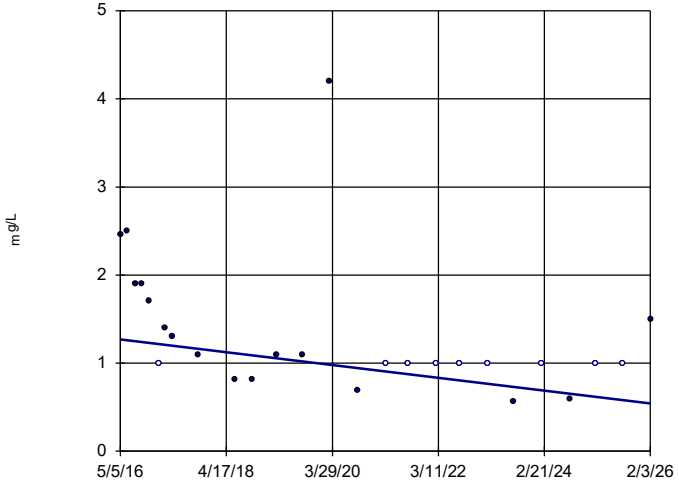

n = 26

Slope = -0.07449 units per year.

Mann-Kendall statistic = -140 critical = -118

Decreasing trend significant at 99% confidence level (α = 0.005 per tail).

Constituent: Sulfate Analysis Run 4/30/2026 10:08 AM View: Appendix III - Trend Tests

Plant McIntosh Client: Southern Company Data: McIntosh AP-1

Sanitas™ v.10.1.06 Software licensed to Groundwater Stats Consulting. UG

Hollow symbols indicate censored values.

Sen's Slope Estimator

MGWA-11 (bg)

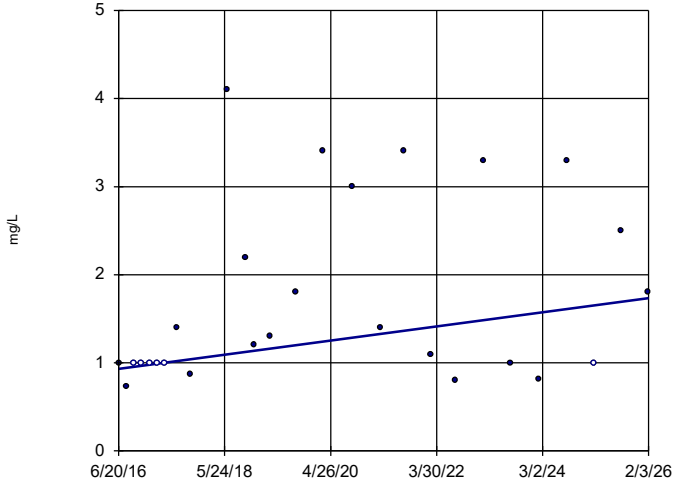

n = 27

Slope = 0.08368 units per year.

Mann-Kendall statistic = 81 critical = 124

Trend not significant at 99% confidence level (α = 0.005 per tail).

Constituent: Sulfate Analysis Run 4/30/2026 10:08 AM View: Appendix III - Trend Tests

Plant McIntosh Client: Southern Company Data: McIntosh AP-1

Sanitas™ v.10.1.06 Software licensed to Groundwater Stats Consulting. UG

Sen's Slope Estimator

MGWC-1

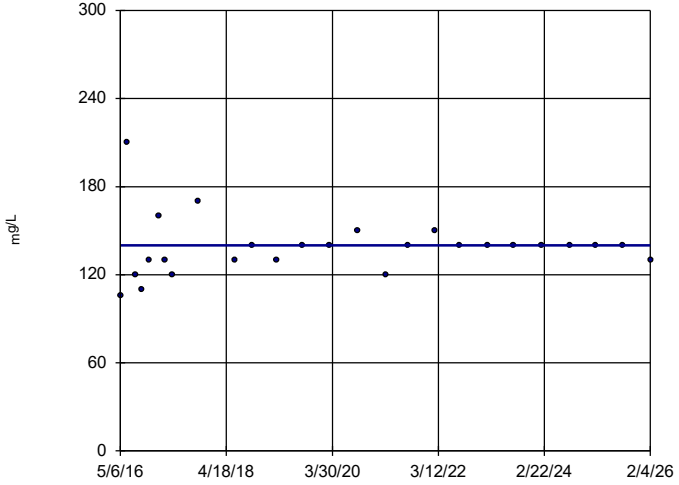

n = 26

Slope = 0 units per year.

Mann-Kendall statistic = 56 critical = 118

Trend not significant at 99% confidence level (α = 0.005 per tail).

Constituent: Sulfate Analysis Run 4/30/2026 10:08 AM View: Appendix III - Trend Tests

Plant McIntosh Client: Southern Company Data: McIntosh AP-1

Sanitas™ v.10.1.06 Software licensed to Groundwater Stats Consulting. UG

Sen's Slope Estimator

MGWC-2

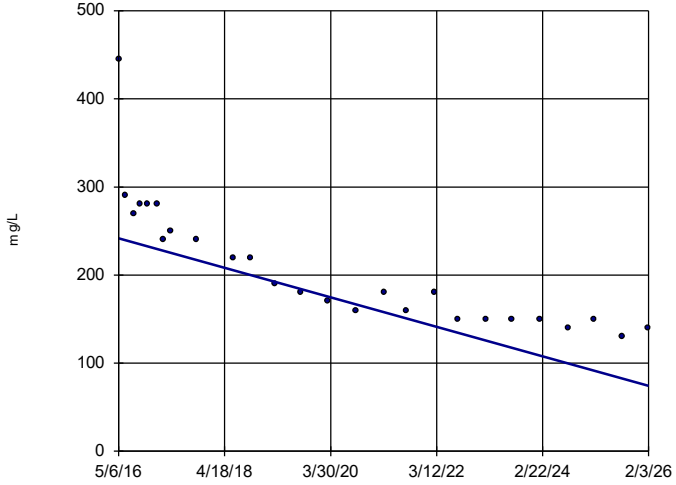

n = 26

Slope = -17.19 units per year.

Mann-Kendall statistic = -283 critical = -118

Decreasing trend significant at 99% confidence level (α = 0.005 per tail).

Constituent: Sulfate Analysis Run 4/30/2026 10:08 AM View: Appendix III - Trend Tests

Plant McIntosh Client: Southern Company Data: McIntosh AP-1

Sanitas™ v.10.1.06 Software licensed to Groundwater Stats Consulting. UG

Sen's Slope Estimator

MGWC-3

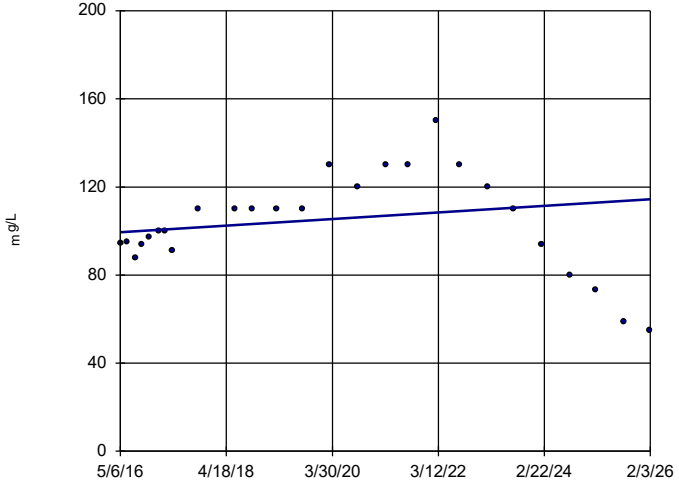

n = 26

Slope = 1.529 units per year.

Mann-Kendall statistic = 29 critical = 118

Trend not significant at 99% confidence level (α = 0.005 per tail).

Constituent: Sulfate Analysis Run 4/30/2026 10:08 AM View: Appendix III - Trend Tests

Plant McIntosh Client: Southern Company Data: McIntosh AP-1

Sanitas™ v.10.1.06 Software licensed to Groundwater Stats Consulting. UG

Sen's Slope Estimator

MGWC-7

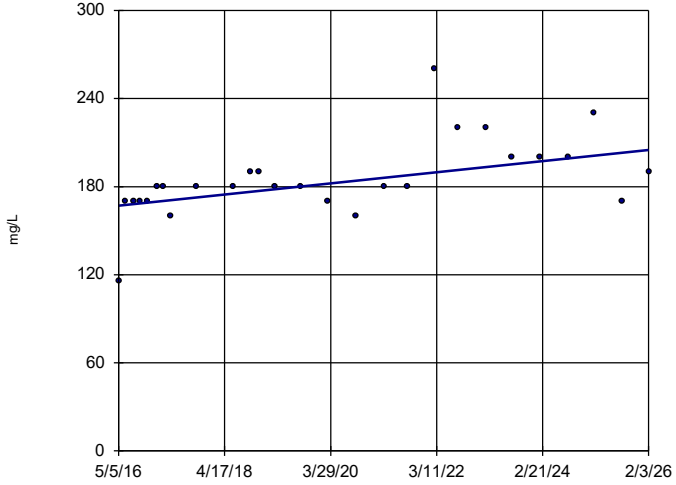

n = 27

Slope = 3.891 units per year.

Mann-Kendall statistic = 158 critical = 124

Increasing trend significant at 99% confidence level (α = 0.005 per tail).

Constituent: Sulfate Analysis Run 4/30/2026 10:08 AM View: Appendix III - Trend Tests

Plant McIntosh Client: Southern Company Data: McIntosh AP-1

Sanitas™ v.10.1.06 Software licensed to Groundwater Stats Consulting. UG

Sen's Slope Estimator

MGWC-8

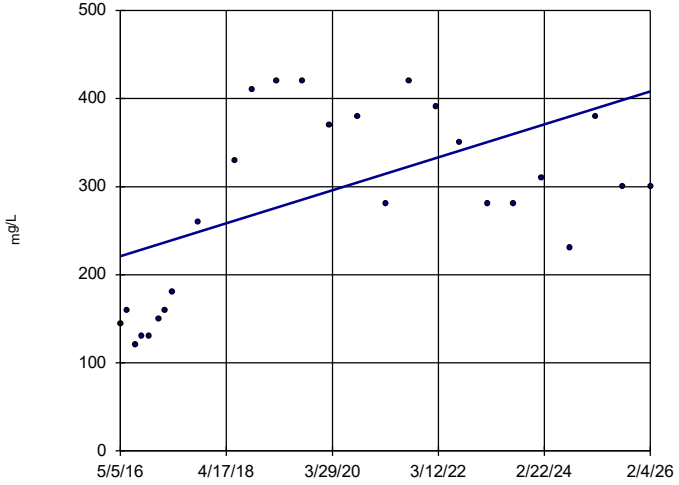

n = 26

Slope = 19.19 units per year.

Mann-Kendall statistic = 119 critical = 118

Increasing trend significant at 99% confidence level (α = 0.005 per tail).

Constituent: Sulfate Analysis Run 4/30/2026 10:08 AM View: Appendix III - Trend Tests

Plant McIntosh Client: Southern Company Data: McIntosh AP-1

Sanitas™ v.10.1.06 Software licensed to Groundwater Stats Consulting. UG

Sen's Slope Estimator

MGWA-5 (bg)

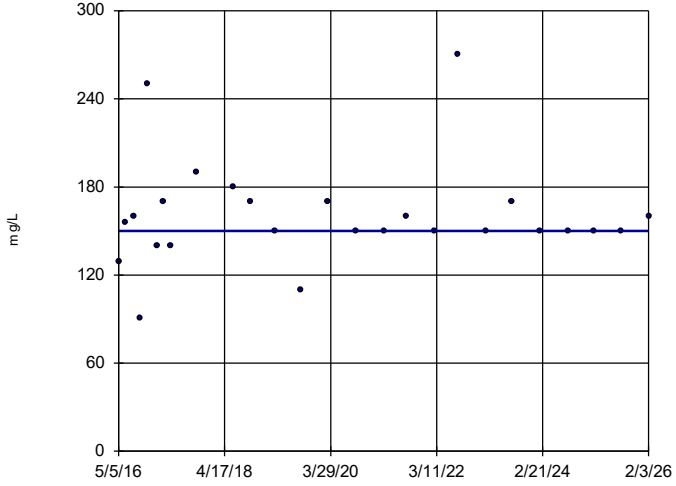

n = 26

Slope = 0 units per year.

Mann-Kendall statistic = 9 critical = 118

Trend not significant at 99% confidence level (α = 0.005 per tail).

Constituent: TDS Analysis Run 4/30/2026 10:08 AM View: Appendix III - Trend Tests

Plant McIntosh Client: Southern Company Data: McIntosh AP-1

Sanitas™ v.10.1.06 Software licensed to Groundwater Stats Consulting. UG

Sen's Slope Estimator

MGWA-6 (bg)

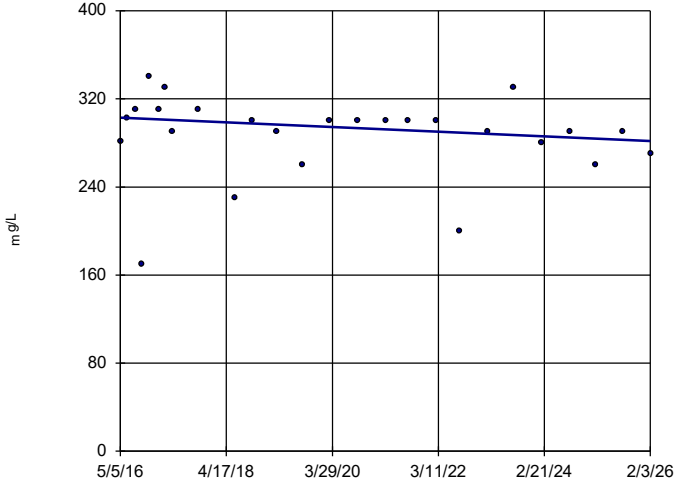

n = 26

Slope = -2.173 units per year.

Mann-Kendall statistic = -75 critical = -118

Trend not significant at 99% confidence level (α = 0.005 per tail).

Constituent: TDS Analysis Run 4/30/2026 10:08 AM View: Appendix III - Trend Tests

Plant McIntosh Client: Southern Company Data: McIntosh AP-1

Sanitas™ v.10.1.06 Software licensed to Groundwater Stats Consulting. UG

Sen's Slope Estimator

MGWA-6A (bg)

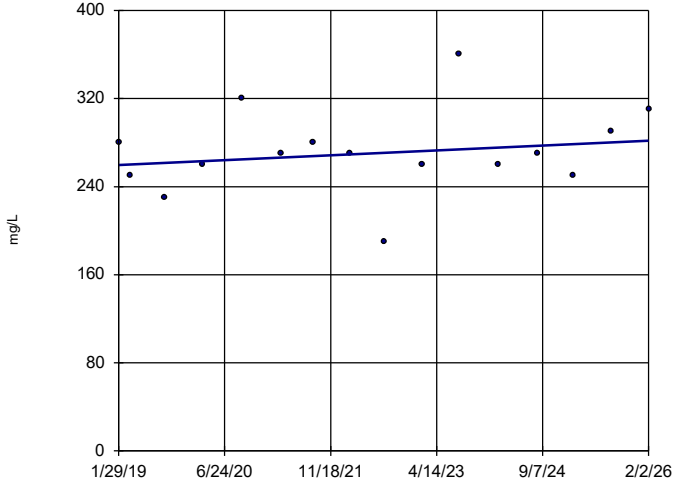

n = 16

Slope = 3.139 units per year.

Mann-Kendall statistic = 18 critical = 58

Trend not significant at 99% confidence level (α = 0.005 per tail).

Constituent: TDS Analysis Run 4/30/2026 10:08 AM View: Appendix III - Trend Tests

Plant McIntosh Client: Southern Company Data: McIntosh AP-1

Sanitas™ v.10.1.06 Software licensed to Groundwater Stats Consulting. UG

Sen's Slope Estimator

MGWA-10 (bg)

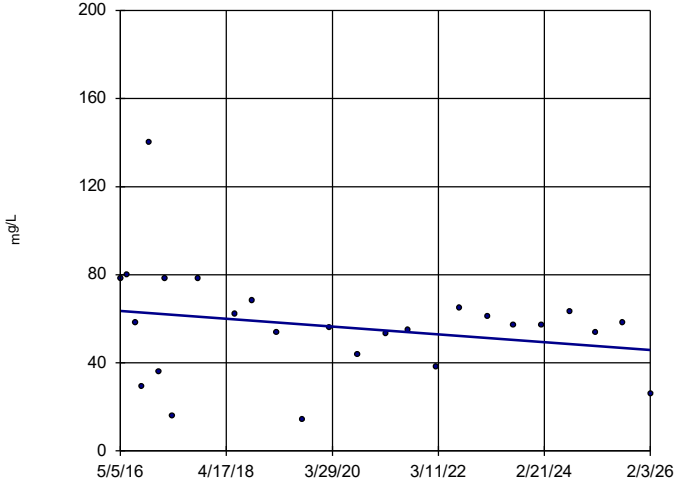

n = 26

Slope = -1.812 units per year.

Mann-Kendall statistic = -59 critical = -118

Trend not significant at 99% confidence level (α = 0.005 per tail).

Constituent: TDS Analysis Run 4/30/2026 10:08 AM View: Appendix III - Trend Tests

Plant McIntosh Client: Southern Company Data: McIntosh AP-1

Sanitas™ v.10.1.06 Software licensed to Groundwater Stats Consulting. UG

Sen's Slope Estimator

MGWA-11 (bg)

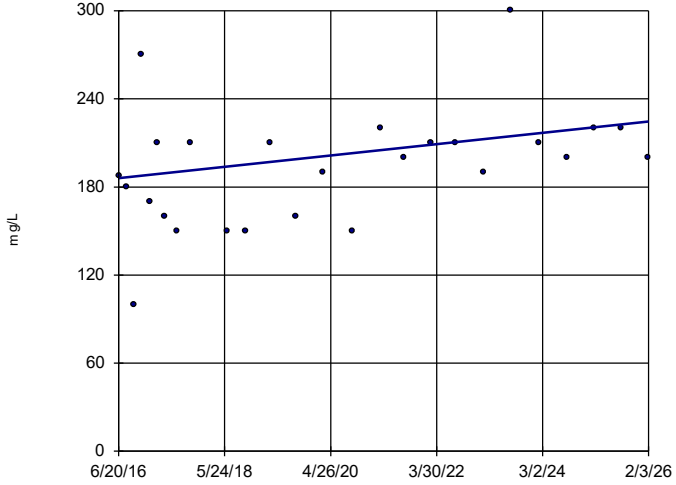

n = 26

Slope = 4.01 units per year.

Mann-Kendall statistic = 96 critical = 118

Trend not significant at 99% confidence level (α = 0.005 per tail).

Constituent: TDS Analysis Run 4/30/2026 10:08 AM View: Appendix III - Trend Tests

Plant McIntosh Client: Southern Company Data: McIntosh AP-1

Sanitas™ v.10.1.06 Software licensed to Groundwater Stats Consulting. UG

Sen's Slope Estimator

MGWC-1

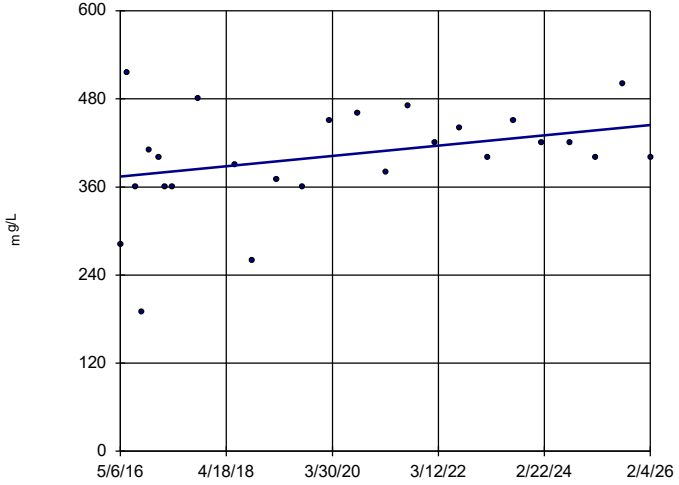

n = 26

Slope = 7.221 units per year.

Mann-Kendall statistic = 87 critical = 118

Trend not significant at 99% confidence level (α = 0.005 per tail).

Constituent: TDS Analysis Run 4/30/2026 10:08 AM View: Appendix III - Trend Tests

Plant McIntosh Client: Southern Company Data: McIntosh AP-1

Sanitas™ v.10.1.06 Software licensed to Groundwater Stats Consulting. UG

Sen's Slope Estimator

MGWC-2

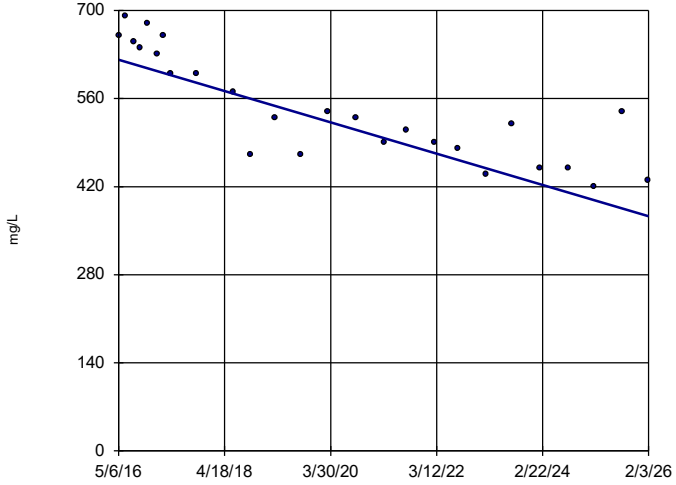

n = 26

Slope = -25.5 units per year.

Mann-Kendall statistic = -229 critical = -118

Decreasing trend significant at 99% confidence level (α = 0.005 per tail).

Constituent: TDS Analysis Run 4/30/2026 10:08 AM View: Appendix III - Trend Tests

Plant McIntosh Client: Southern Company Data: McIntosh AP-1

Sanitas™ v.10.1.06 Software licensed to Groundwater Stats Consulting. UG

Sen's Slope Estimator

MGWC-7

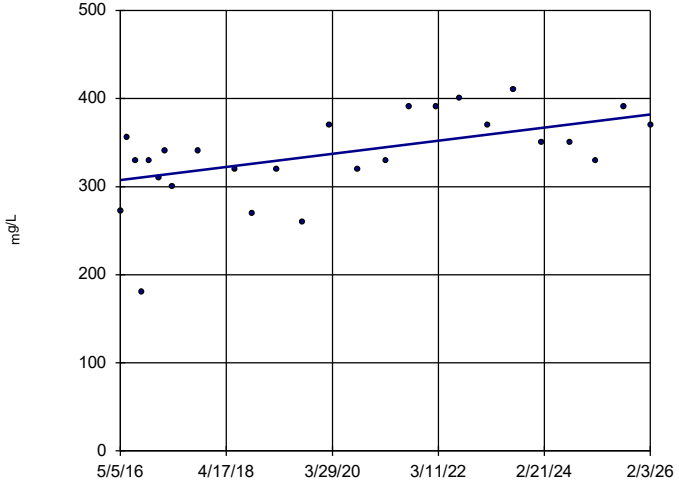

n = 26

Slope = 7.625 units per year.

Mann-Kendall statistic = 128 critical = 118

Increasing trend significant at 99% confidence level (α = 0.005 per tail).

Constituent: TDS Analysis Run 4/30/2026 10:08 AM View: Appendix III - Trend Tests

Plant McIntosh Client: Southern Company Data: McIntosh AP-1

Sanitas™ v.10.1.06 Software licensed to Groundwater Stats Consulting. UG

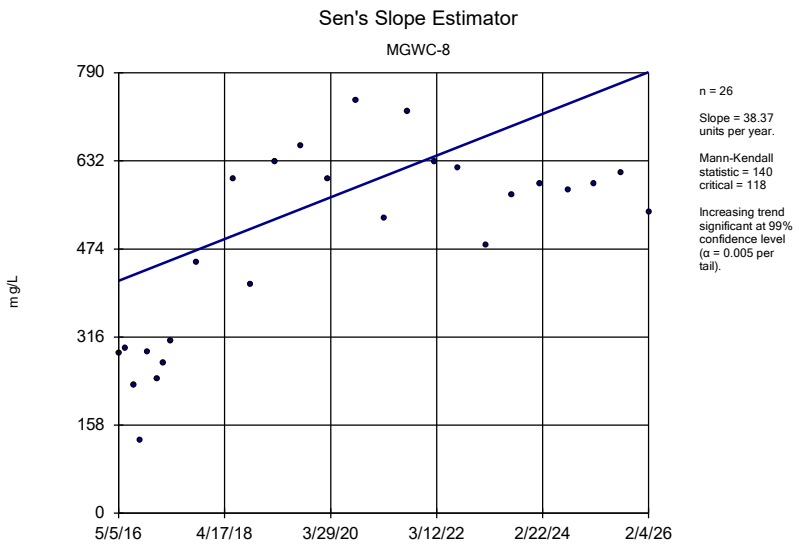

Constituent: TDS Analysis Run 4/30/2026 10:08 AM View: Appendix III - Trend Tests

Plant McIntosh Client: Southern Company Data: McIntosh AP-1

FIGURE F.

Arsenic MGWA-6 Trend Test - All/Significant Results

Plant McIntosh Client: Southern Company Data: McIntosh AP-1 Printed 4/27/2026, 11:50 AM

Constituent	Well	Slope	Calc.	Critical	Sig.	N	%NDs	Normality	Xform	Alpha	Method
Arsenic (mg/L)	**MGWA-6 (bg)**	**-0.001873**	**-225**	**-112**	**Yes**	**30**	**0**	**n/a**	**n/a**	**0.05**	**NP**

Sanitas™ v.10.1.06 Software licensed to Groundwater Stats Consulting. UG

Sen's Slope Estimator

MGWA-6 (bg)

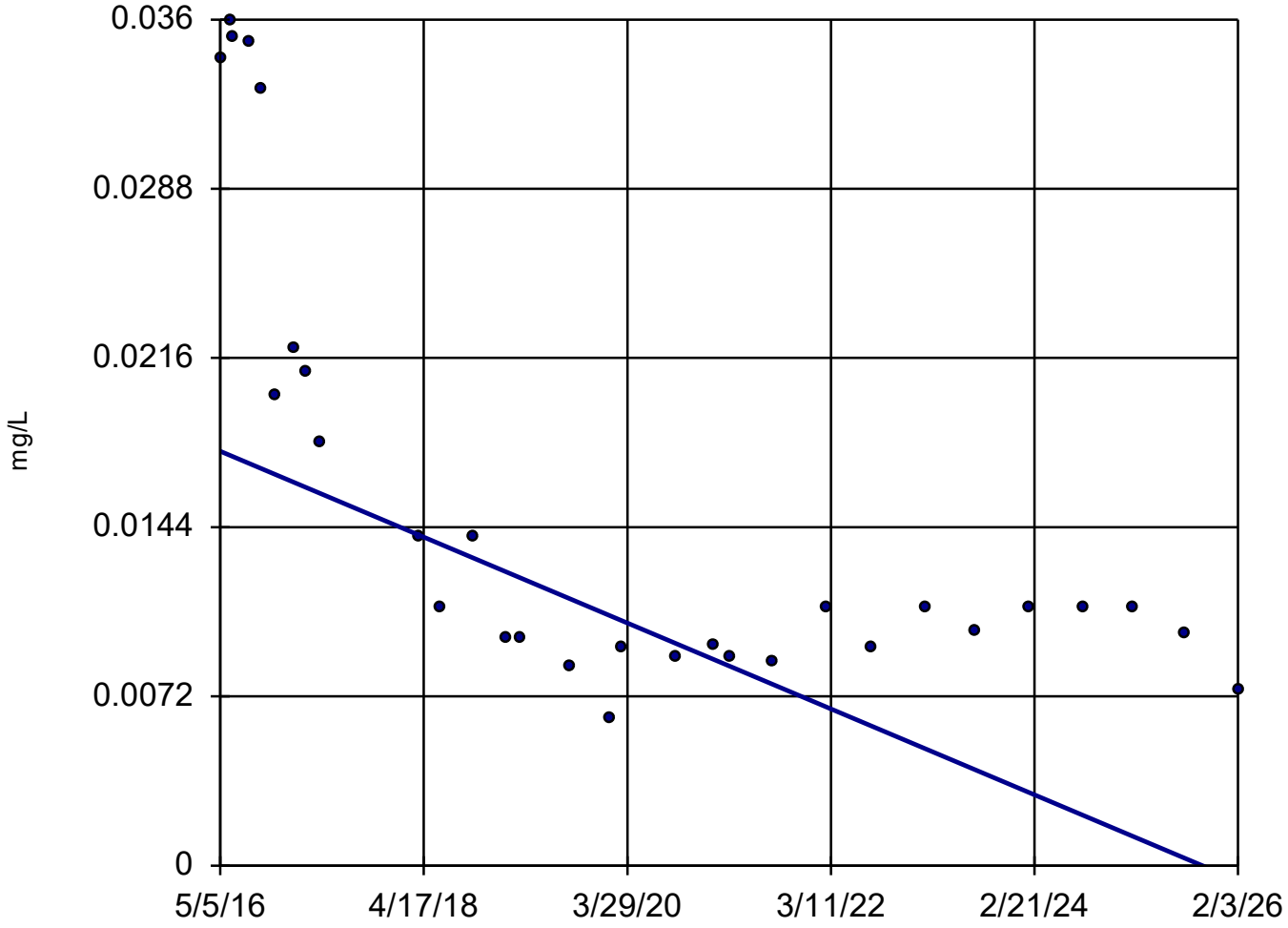

n = 30

Slope = -0.001873 units per year.

Mann-Kendall statistic = -225
critical = -112

Decreasing trend significant at 95% confidence level (α = 0.025 per tail).

Constituent: Arsenic Analysis Run 4/27/2026 11:49 AM View: Arsenic MGWA-6 Trend Test

Plant McIntosh Client: Southern Company Data: McIntosh AP-1

Arsenic MGWA-6 Trend Test - Truncated Record - All Results (No Significant)

Plant McIntosh Client: Southern Company Data: McIntosh AP-1 Printed 4/27/2026, 11:19 AM

Constituent	Well	Slope	Calc.	Critical	Sig.	N	%NDs	Normality	Xform	Alpha	Method
Arsenic (mg/L)	MGWA-6 (bg)	0	-10	-66	No	21	0	n/a	n/a	0.05	NP

Sanitas™ v.10.1.06 Software licensed to Groundwater Stats Consulting. UG

Sen's Slope Estimator

MGWA-6 (bg)

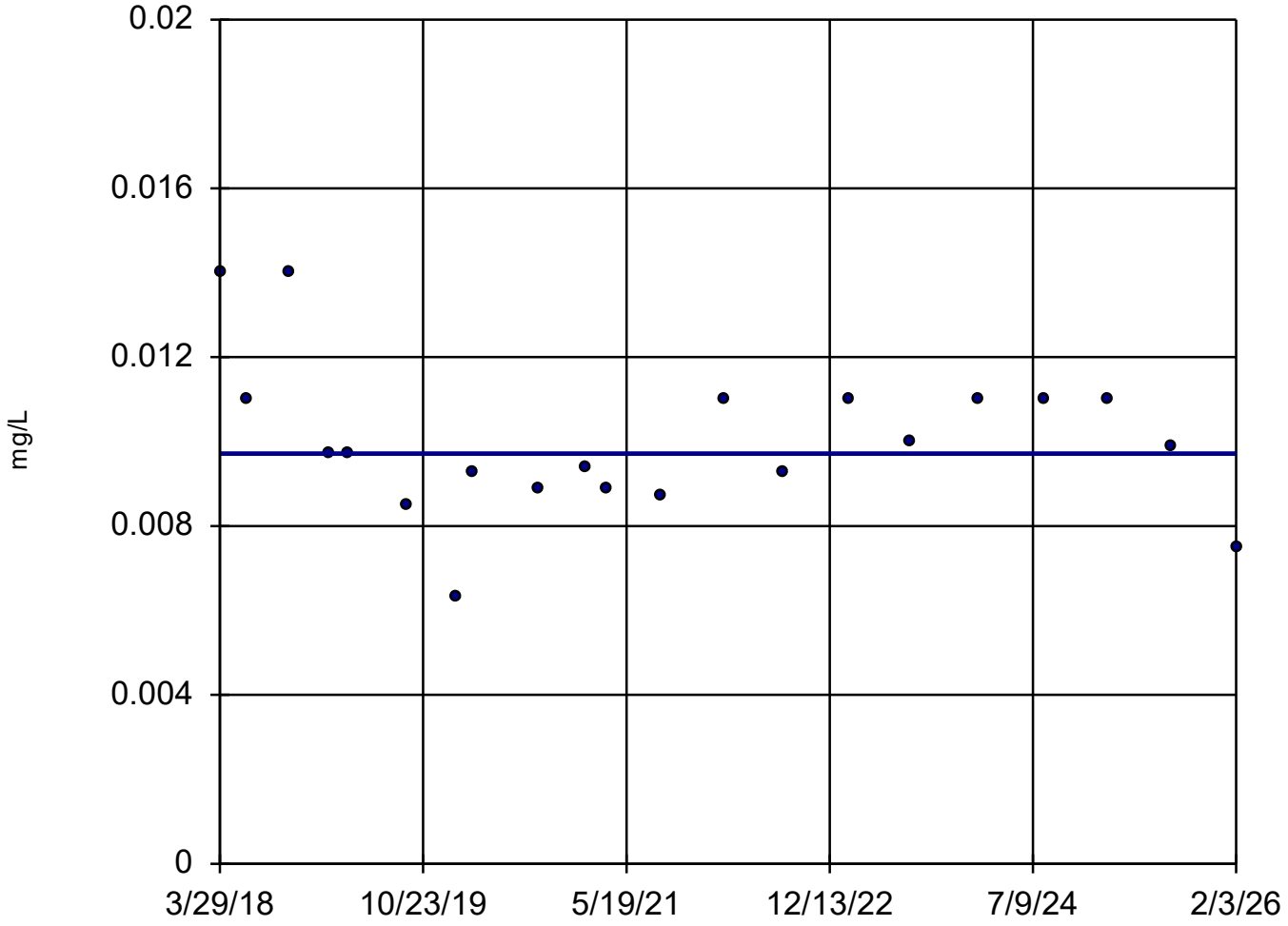

n = 21

Slope = 0
units per year.

Mann-Kendall
statistic = -10
critical = -66

Trend not sig-
nificant at 95%
confidence level
(α = 0.025 per
tail).

Constituent: Arsenic Analysis Run 4/27/2026 11:18 AM View: Arsenic MGWA-6 Trend Test

Plant McIntosh Client: Southern Company Data: McIntosh AP-1

FIGURE G.

Upper Tolerance Limits

Plant McIntosh Client: Southern Company Data: McIntosh AP-1 Printed 4/30/2026, 10:17 AM

Constituent	Well	Upper Lim.	Date	Observ.	Sig.	Bg N	%NDs	Transform	Alpha	Method
Antimony (mg/L)	n/a	0.005	n/a	n/a	n/a	116	93.97	n/a	0.002606	NP Inter(NDs)
Arsenic (mg/L)	n/a	0.014	n/a	n/a	n/a	126	34.13	n/a	0.00156	NP Inter(normality)
Barium (mg/L)	n/a	0.15	n/a	n/a	n/a	134	0	n/a	0.001035	NP Inter(normality)
Beryllium (mg/L)	n/a	0.001	n/a	n/a	n/a	124	95.97	n/a	0.001729	NP Inter(NDs)
Cadmium (mg/L)	n/a	0.0007	n/a	n/a	n/a	134	99.25	n/a	0.001035	NP Inter(NDs)
Chromium (mg/L)	n/a	0.0066	n/a	n/a	n/a	124	73.39	n/a	0.001729	NP Inter(NDs)
Cobalt (mg/L)	n/a	0.005	n/a	n/a	n/a	137	73.72	n/a	0.0008874	NP Inter(NDs)
Combined Radium 226 + 228 (pCi/L)	n/a	1.306	n/a	n/a	n/a	135	0	No	0.05	Inter
Fluoride (mg/L)	n/a	0.26	n/a	n/a	n/a	128	32.03	n/a	0.001408	NP Inter(normality)
Lead (mg/L)	n/a	0.001	n/a	n/a	n/a	116	93.97	n/a	0.002606	NP Inter(NDs)
Lithium (mg/L)	n/a	0.037	n/a	n/a	n/a	138	28.26	n/a	0.0008431	NP Inter(normality)
Mercury (mg/L)	n/a	0.0002	n/a	n/a	n/a	124	97.58	n/a	0.001729	NP Inter(NDs)
Molybdenum (mg/L)	n/a	0.0052	n/a	n/a	n/a	124	65.32	n/a	0.001729	NP Inter(NDs)
Selenium (mg/L)	n/a	0.005	n/a	n/a	n/a	104	94.23	n/a	0.004822	NP Inter(NDs)
Thallium (mg/L)	n/a	0.001	n/a	n/a	n/a	124	87.9	n/a	0.001729	NP Inter(NDs)

Sanitas™ v.10.1.06 Software licensed to Groundwater Stats Consulting. UG
Hollow symbols indicate censored values.

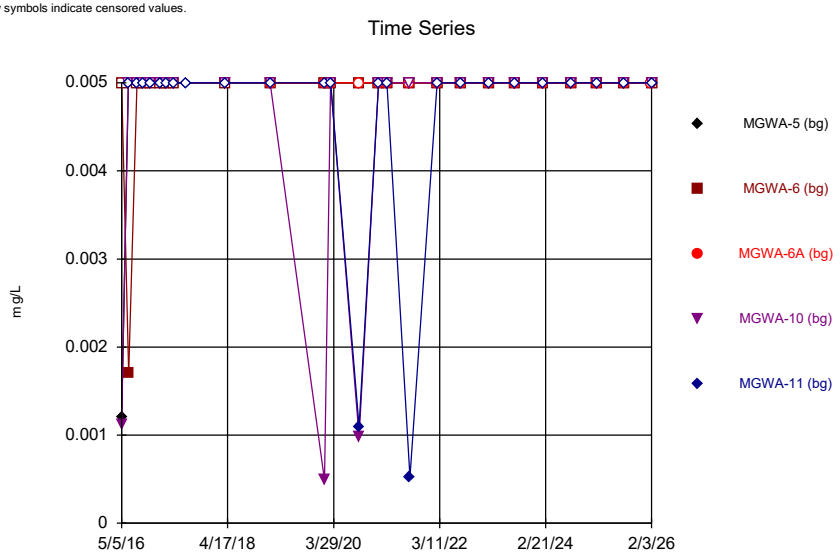

Constituent: Antimony Analysis Run 4/30/2026 10:15 AM View: Appendix IV - UTLs
Plant McIntosh Client: Southern Company Data: McIntosh AP-1

Sanitas™ v.10.1.06 Software licensed to Groundwater Stats Consulting. UG
Hollow symbols indicate censored values.

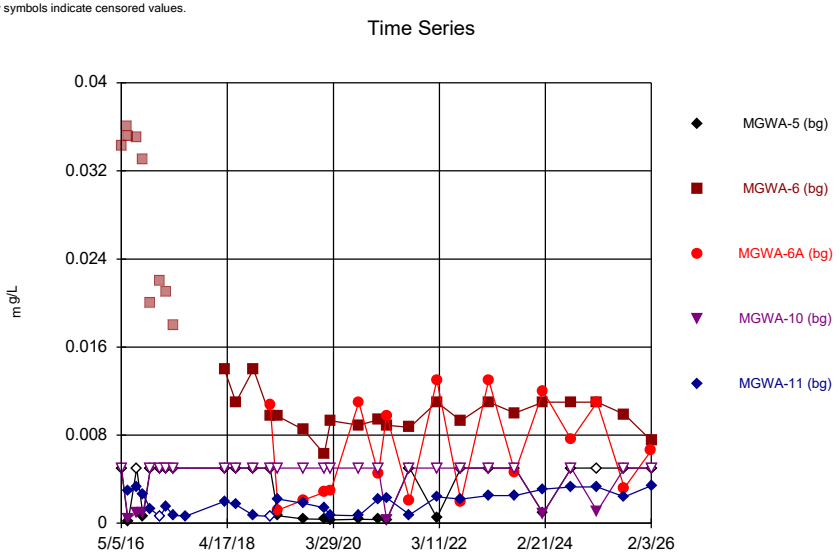

Constituent: Arsenic Analysis Run 4/30/2026 10:15 AM View: Appendix IV - UTLs
Plant McIntosh Client: Southern Company Data: McIntosh AP-1

Sanitas™ v.10.1.06 Software licensed to Groundwater Stats Consulting. UG

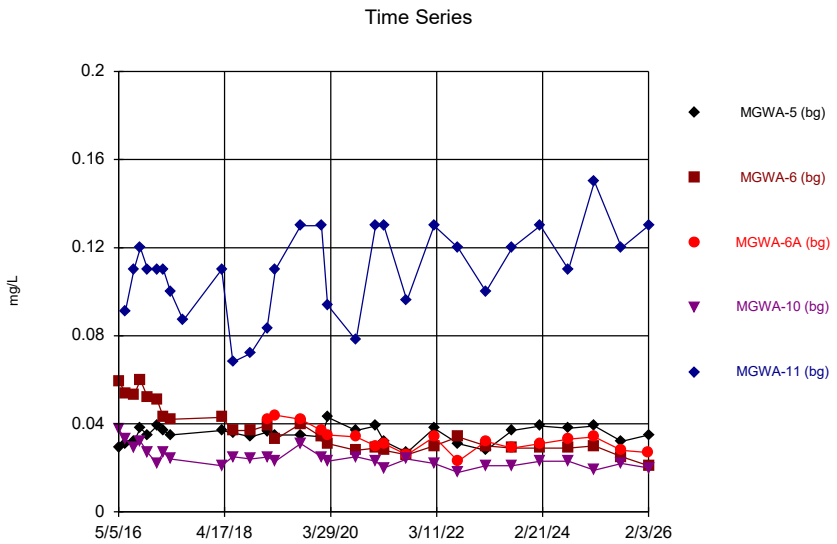

Constituent: Barium Analysis Run 4/30/2026 10:15 AM View: Appendix IV - UTLs
Plant McIntosh Client: Southern Company Data: McIntosh AP-1

Sanitas™ v.10.1.06 Software licensed to Groundwater Stats Consulting. UG
Hollow symbols indicate censored values.

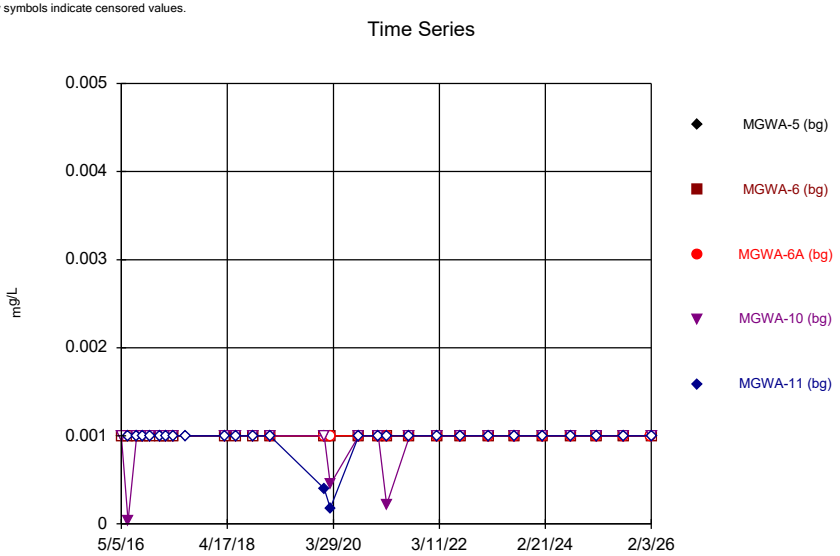

Constituent: Beryllium Analysis Run 4/30/2026 10:15 AM View: Appendix IV - UTLs
Plant McIntosh Client: Southern Company Data: McIntosh AP-1

Sanitas™ v.10.1.06 Software licensed to Groundwater Stats Consulting. UG
Hollow symbols indicate censored values.

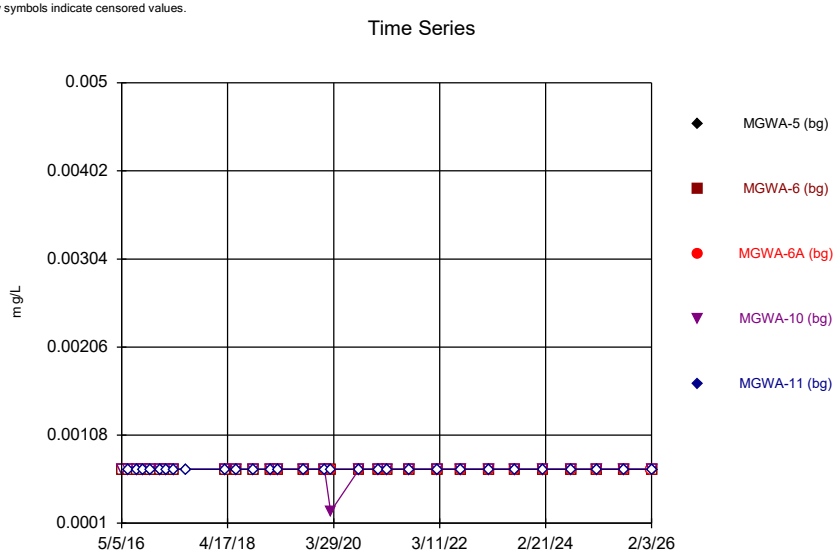

Constituent: Cadmium Analysis Run 4/30/2026 10:15 AM View: Appendix IV - UTLs
Plant McIntosh Client: Southern Company Data: McIntosh AP-1

Sanitas™ v.10.1.06 Software licensed to Groundwater Stats Consulting. UG
Hollow symbols indicate censored values.

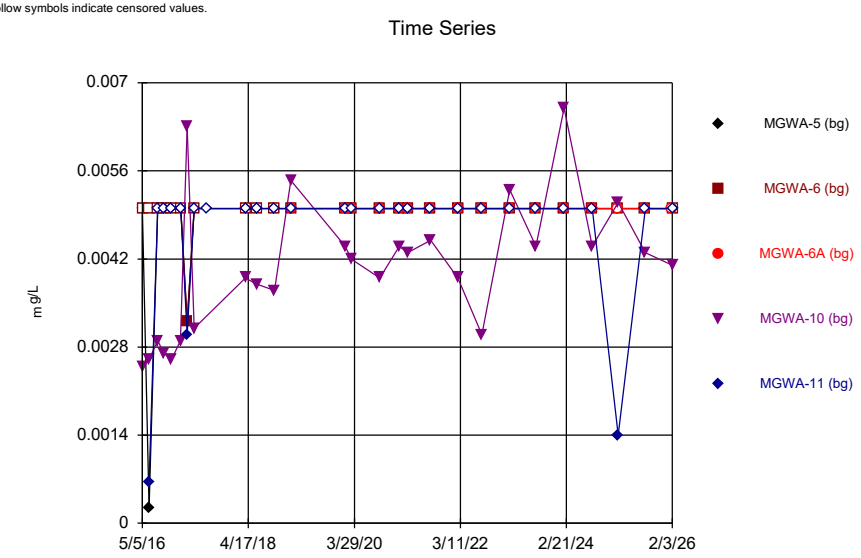

Constituent: Chromium Analysis Run 4/30/2026 10:15 AM View: Appendix IV - UTLs
Plant McIntosh Client: Southern Company Data: McIntosh AP-1

Sanitas™ v.10.1.06 Software licensed to Groundwater Stats Consulting. UG
Hollow symbols indicate censored values.

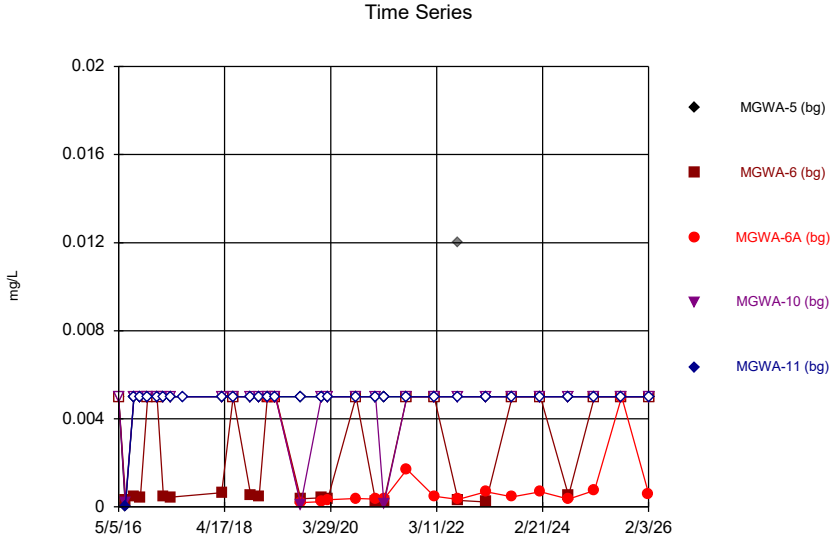

Constituent: Cobalt Analysis Run 4/30/2026 10:15 AM View: Appendix IV - UTLs
Plant McIntosh Client: Southern Company Data: McIntosh AP-1

Sanitas™ v.10.1.06 Software licensed to Groundwater Stats Consulting. UG

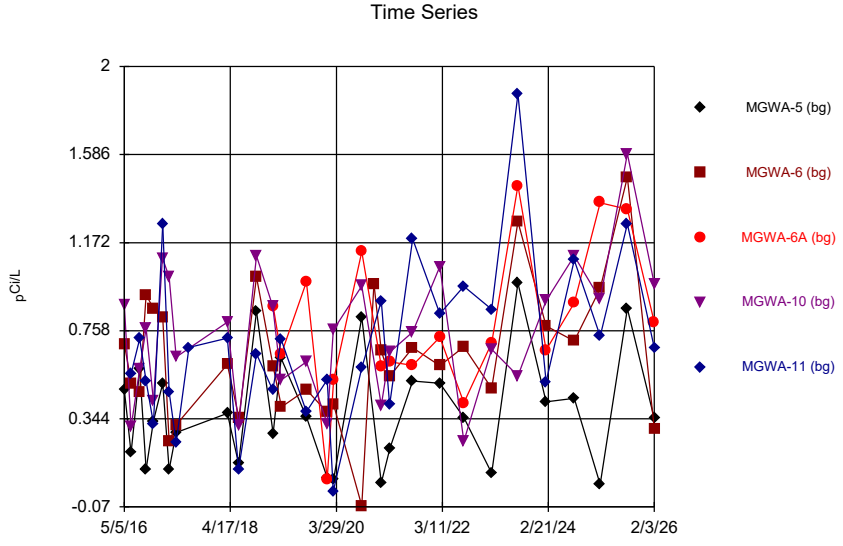

Constituent: Combined Radium 226 + 228 Analysis Run 4/30/2026 10:15 AM View: Appendix IV - UTLs
Plant McIntosh Client: Southern Company Data: McIntosh AP-1

Sanitas™ v.10.1.06 Software licensed to Groundwater Stats Consulting. UG
Hollow symbols indicate censored values.

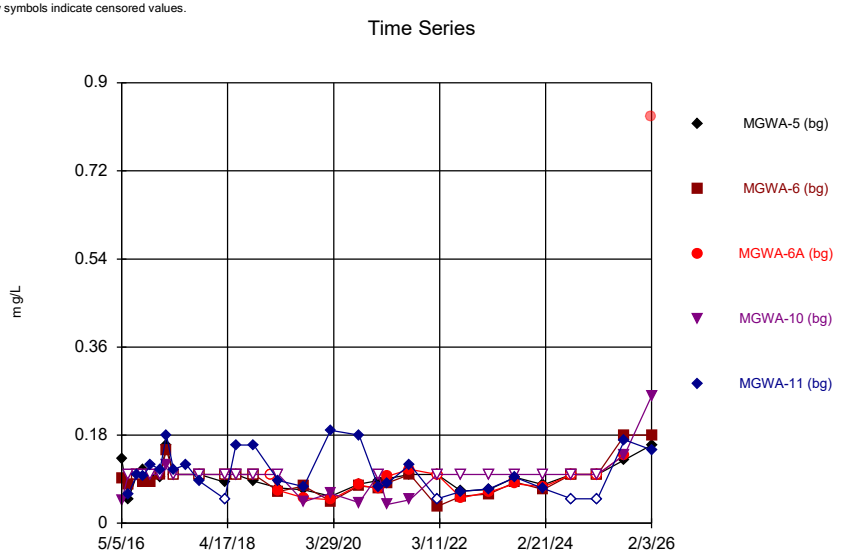

Constituent: Fluoride Analysis Run 4/30/2026 10:15 AM View: Appendix IV - UTLs
Plant McIntosh Client: Southern Company Data: McIntosh AP-1

Sanitas™ v.10.1.06 Software licensed to Groundwater Stats Consulting. UG
Hollow symbols indicate censored values.

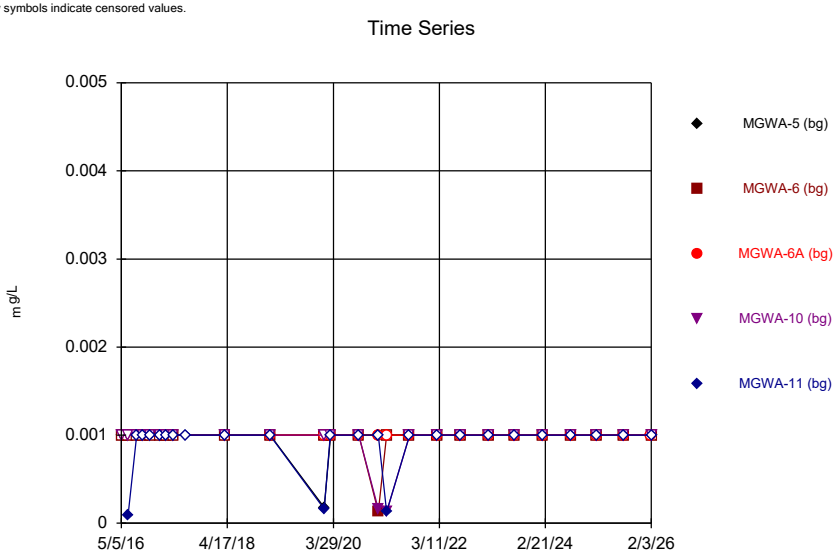

Constituent: Lead Analysis Run 4/30/2026 10:15 AM View: Appendix IV - UTLs
Plant McIntosh Client: Southern Company Data: McIntosh AP-1

Sanitas™ v.10.1.06 Software licensed to Groundwater Stats Consulting. UG
Hollow symbols indicate censored values.

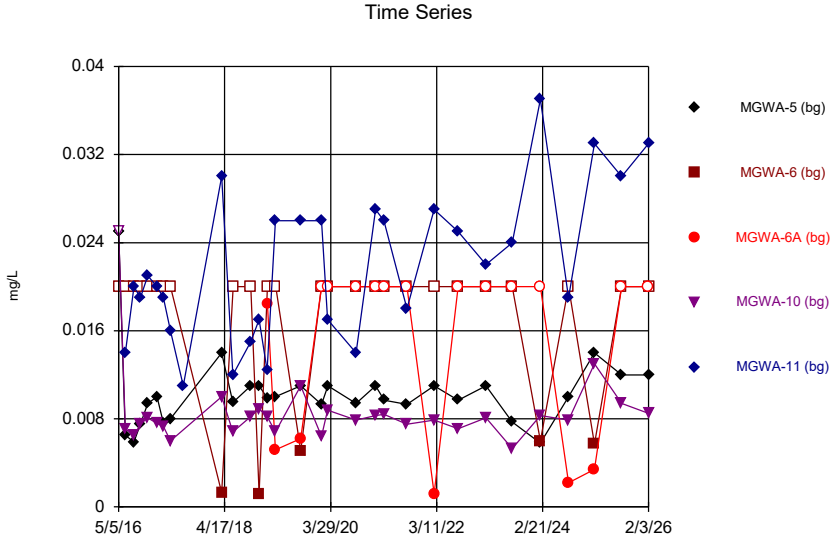

Constituent: Lithium Analysis Run 4/30/2026 10:15 AM View: Appendix IV - UTLs
Plant McIntosh Client: Southern Company Data: McIntosh AP-1

Sanitas™ v.10.1.06 Software licensed to Groundwater Stats Consulting. UG
Hollow symbols indicate censored values.

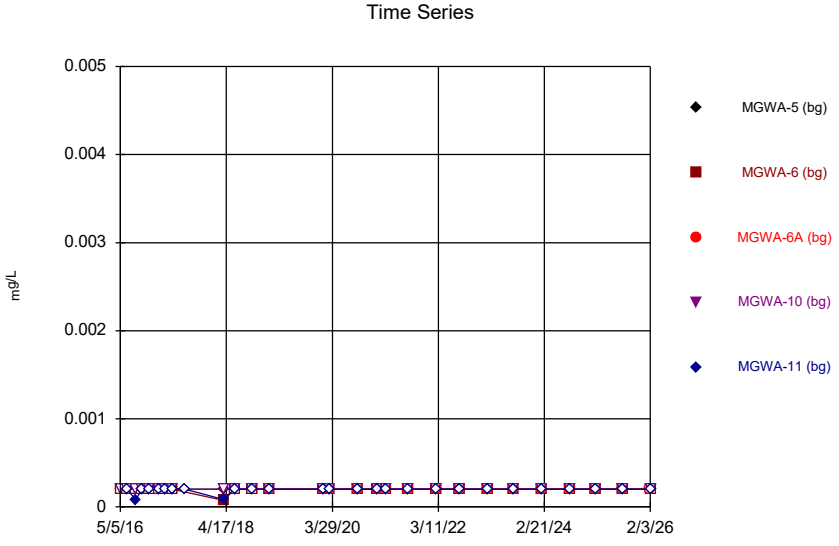

Constituent: Mercury Analysis Run 4/30/2026 10:15 AM View: Appendix IV - UTLs
Plant McIntosh Client: Southern Company Data: McIntosh AP-1

Sanitas™ v.10.1.06 Software licensed to Groundwater Stats Consulting. UG
Hollow symbols indicate censored values.

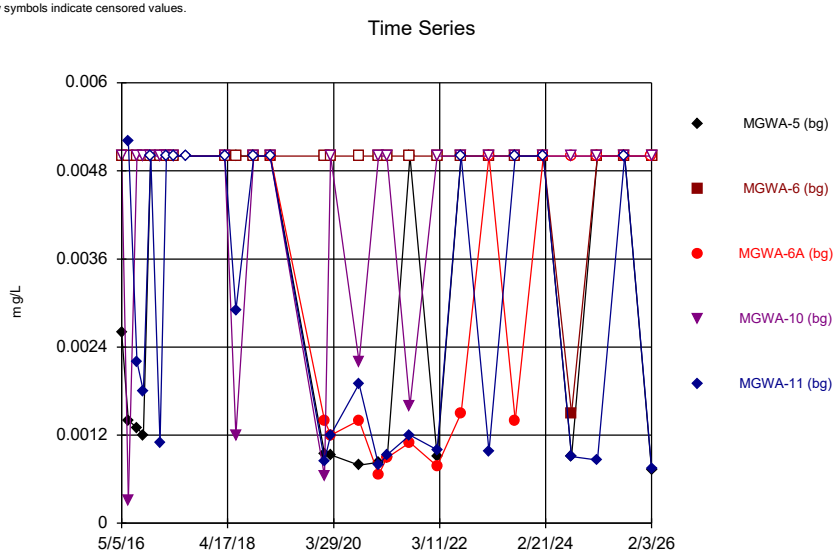

Constituent: Molybdenum Analysis Run 4/30/2026 10:15 AM View: Appendix IV - UTLs
Plant McIntosh Client: Southern Company Data: McIntosh AP-1

Sanitas™ v.10.1.06 Software licensed to Groundwater Stats Consulting. UG
Hollow symbols indicate censored values.

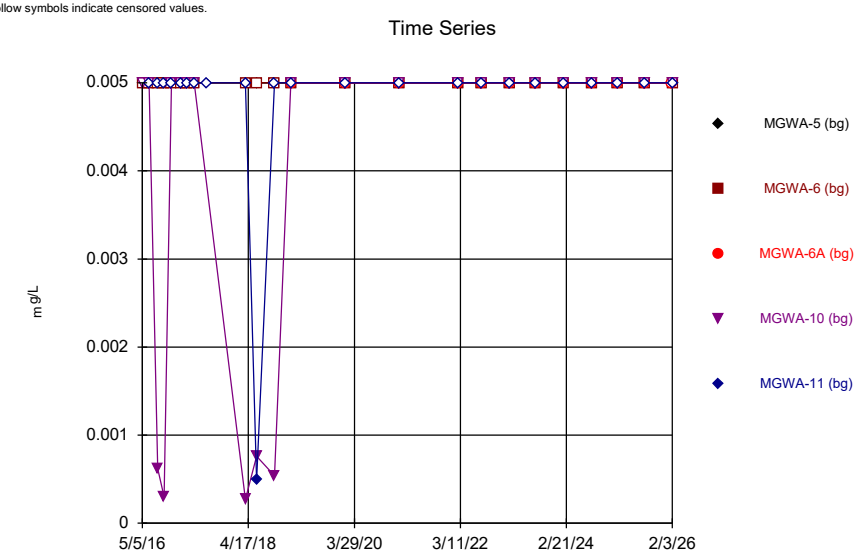

Constituent: Selenium Analysis Run 4/30/2026 10:15 AM View: Appendix IV - UTLs
Plant McIntosh Client: Southern Company Data: McIntosh AP-1

Sanitas™ v.10.1.06 Software licensed to Groundwater Stats Consulting. UG
Hollow symbols indicate censored values.

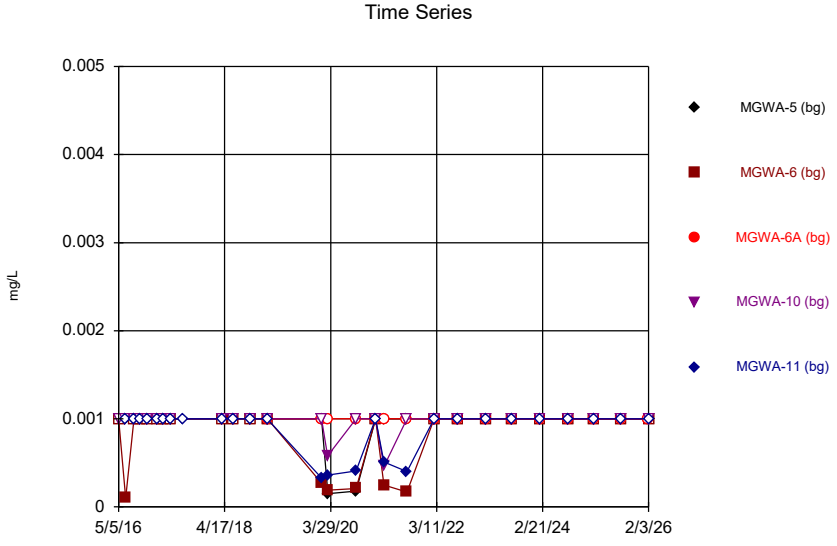

Constituent: Thallium Analysis Run 4/30/2026 10:15 AM View: Appendix IV - UTLs
Plant McIntosh Client: Southern Company Data: McIntosh AP-1

Tolerance Limit

Interwell Non-parametric

Non-parametric test used in lieu of parametric tolerance limit because censored data exceeded 50%. Limit is highest of 116 background values. 93.97% NDs. 96.29% coverage at alpha=0.01; 97.46% coverage at alpha=0.05; 99.41% coverage at alpha=0.5. Report alpha = 0.002606.

Constituent: Antimony Analysis Run 4/30/2026 10:13 AM View: Appendix IV - UTLs

Plant McIntosh Client: Southern Company Data: McIntosh AP-1

Sanitas™ v.10.1.06 Software licensed to Groundwater Stats Consulting. UG

Tolerance Limit

Interwell Non-parametric



Non-parametric test used in lieu of parametric tolerance limit because the Chi Squared normality test showed the data to be non-normal at the 0.01 alpha level. Limit is highest of 126 background values. 34.13% NDs. 96.29% coverage at alpha=0.01; 97.46% coverage at alpha=0.05; 99.41% coverage at alpha=0.5. Report alpha = 0.00156.

Constituent: Arsenic Analysis Run 4/30/2026 10:13 AM View: Appendix IV - UTLs

Plant McIntosh Client: Southern Company Data: McIntosh AP-1

Sanitas™ v.10.1.06 Software licensed to Groundwater Stats Consulting. UG

Tolerance Limit

Interwell Non-parametric



Non-parametric test used in lieu of parametric tolerance limit because the Chi Squared normality test showed the data to be non-normal at the 0.01 alpha level. Limit is highest of 134 background values. 96.68% coverage at alpha=0.01; 97.85% coverage at alpha=0.05; 99.41% coverage at alpha=0.5. Report alpha = 0.001035.

Constituent: Barium Analysis Run 4/30/2026 10:14 AM View: Appendix IV - UTLs

Plant McIntosh Client: Southern Company Data: McIntosh AP-1

Sanitas™ v.10.1.06 Software licensed to Groundwater Stats Consulting. UG

Tolerance Limit

Interwell Non-parametric

Non-parametric test used in lieu of parametric tolerance limit because censored data exceeded 50%. Limit is highest of 124 background values. 95.97% NDs. 96.29% coverage at alpha=0.01; 97.46% coverage at alpha=0.05; 99.41% coverage at alpha=0.5. Report alpha = 0.001729.

Constituent: Beryllium Analysis Run 4/30/2026 10:14 AM View: Appendix IV - UTLs

Plant McIntosh Client: Southern Company Data: McIntosh AP-1

Sanitas™ v.10.1.06 Software licensed to Groundwater Stats Consulting. UG

Tolerance Limit

Interwell Non-parametric



Non-parametric test used in lieu of parametric tolerance limit because censored data exceeded 50%. Limit is highest of 134 background values. 99.25% NDs. 96.68% coverage at alpha=0.01; 97.85% coverage at alpha=0.05; 99.41% coverage at alpha=0.5. Report alpha = 0.001035.

Constituent: Cadmium Analysis Run 4/30/2026 10:14 AM View: Appendix IV - UTLs

Plant McIntosh Client: Southern Company Data: McIntosh AP-1

Sanitas™ v.10.1.06 Software licensed to Groundwater Stats Consulting. UG

Tolerance Limit

Interwell Non-parametric



Non-parametric test used in lieu of parametric tolerance limit because censored data exceeded 50%. Limit is highest of 124 background values. 73.39% NDs. 96.29% coverage at alpha=0.01; 97.46% coverage at alpha=0.05; 99.41% coverage at alpha=0.5. Report alpha = 0.001729.

Constituent: Chromium Analysis Run 4/30/2026 10:14 AM View: Appendix IV - UTLs

Plant McIntosh Client: Southern Company Data: McIntosh AP-1

Sanitas™ v.10.1.06 Software licensed to Groundwater Stats Consulting. UG

Tolerance Limit

Interwell Non-parametric



Non-parametric test used in lieu of parametric tolerance limit because censored data exceeded 50%. Limit is highest of 137 background values. 73.72% NDs. 96.68% coverage at alpha=0.01; 97.85% coverage at alpha=0.05; 99.41% coverage at alpha=0.5. Report alpha = 0.0008874.

Constituent: Cobalt Analysis Run 4/30/2026 10:14 AM View: Appendix IV - UTLs

Plant McIntosh Client: Southern Company Data: McIntosh AP-1

Sanitas™ v.10.1.06 Software licensed to Groundwater Stats Consulting. UG

Tolerance Limit

Interwell Parametric



95% coverage. Background Data Summary: Mean=0.6403, Std. Dev.=0.3535, n=135. Normality test: Chi Squared @alpha = 0.01, calculated = 4.037, critical = 14.07. Report alpha = 0.05.

Constituent: Combined Radium 226 + 228 Analysis Run 4/30/2026 10:14 AM View: Appendix IV - UTLs

Plant McIntosh Client: Southern Company Data: McIntosh AP-1

Sanitas™ v.10.1.06 Software licensed to Groundwater Stats Consulting. UG

Tolerance Limit

Interwell Non-parametric

Non-parametric test used in lieu of parametric tolerance limit because the Chi Squared normality test showed the data to be non-normal at the 0.01 alpha level. Limit is highest of 128 background values. 32.03% NDs. 96.29% coverage at alpha=0.01; 97.85% coverage at alpha=0.05; 99.41% coverage at alpha=0.5. Report alpha = 0.001408.

Constituent: Fluoride Analysis Run 4/30/2026 10:14 AM View: Appendix IV - UTLs

Plant McIntosh Client: Southern Company Data: McIntosh AP-1

Sanitas™ v.10.1.06 Software licensed to Groundwater Stats Consulting. UG

Tolerance Limit

Interwell Non-parametric

Non-parametric test used in lieu of parametric tolerance limit because censored data exceeded 50%. Limit is highest of 116 background values. 93.97% NDs. 96.29% coverage at alpha=0.01; 97.46% coverage at alpha=0.05; 99.41% coverage at alpha=0.5. Report alpha = 0.002606.

Constituent: Lead Analysis Run 4/30/2026 10:14 AM View: Appendix IV - UTLs

Plant McIntosh Client: Southern Company Data: McIntosh AP-1

Sanitas™ v.10.1.06 Software licensed to Groundwater Stats Consulting. UG

Tolerance Limit

Interwell Non-parametric



Non-parametric test used in lieu of parametric tolerance limit because the Chi Squared normality test showed the data to be non-normal at the 0.01 alpha level. Limit is highest of 138 background values. 28.26% NDs. 96.68% coverage at alpha=0.01; 97.85% coverage at alpha=0.05; 99.41% coverage at alpha=0.5. Report alpha = 0.0008431.

Constituent: Lithium Analysis Run 4/30/2026 10:14 AM View: Appendix IV - UTLs

Plant McIntosh Client: Southern Company Data: McIntosh AP-1

Sanitas™ v.10.1.06 Software licensed to Groundwater Stats Consulting. UG

Tolerance Limit

Interwell Non-parametric



Non-parametric test used in lieu of parametric tolerance limit because censored data exceeded 50%. Limit is highest of 124 background values. 97.58% NDs. 96.29% coverage at alpha=0.01; 97.46% coverage at alpha=0.05; 99.41% coverage at alpha=0.5. Report alpha = 0.001729.

Constituent: Mercury Analysis Run 4/30/2026 10:14 AM View: Appendix IV - UTLs

Plant McIntosh Client: Southern Company Data: McIntosh AP-1



Non-parametric test used in lieu of parametric tolerance limit because censored data exceeded 50%. Limit is highest of 124 background values. 65.32% NDs. 96.29% coverage at alpha=0.01; 97.46% coverage at alpha=0.05; 99.41% coverage at alpha=0.5. Report alpha = 0.001729.

Constituent: Molybdenum Analysis Run 4/30/2026 10:14 AM View: Appendix IV - UTLs
Plant McIntosh Client: Southern Company Data: McIntosh AP-1

Sanitas™ v.10.1.06 Software licensed to Groundwater Stats Consulting. UG



Non-parametric test used in lieu of parametric tolerance limit because censored data exceeded 50%. Limit is highest of 104 background values. 94.23% NDs. 95.51% coverage at alpha=0.01; 97.07% coverage at alpha=0.05; 99.41% coverage at alpha=0.5. Report alpha = 0.004822.

Constituent: Selenium Analysis Run 4/30/2026 10:14 AM View: Appendix IV - UTLs
Plant McIntosh Client: Southern Company Data: McIntosh AP-1

Sanitas™ v.10.1.06 Software licensed to Groundwater Stats Consulting. UG



Non-parametric test used in lieu of parametric tolerance limit because censored data exceeded 50%. Limit is highest of 124 background values. 87.9% NDs. 96.29% coverage at alpha=0.01; 97.46% coverage at alpha=0.05; 99.41% coverage at alpha=0.5. Report alpha = 0.001729.

Constituent: Thallium Analysis Run 4/30/2026 10:14 AM View: Appendix IV - UTLs
Plant McIntosh Client: Southern Company Data: McIntosh AP-1

FIGURE H.

PLANT MCINTOSH AP 1 GWPS				
Constituent Name	**MCL**	**CCR-Rule Specified**	**Background Limit**	**GWPS**
Antimony, Total (mg/L)	0.006		0.005	0.006
Arsenic, Total (mg/L)	0.01		0.014	0.014
Barium, Total (mg/L)	2		0.15	2
Beryllium, Total (mg/L)	0.004		0.001	0.004
Cadmium, Total (mg/L)	0.005		0.0007	0.005
Chromium, Total (mg/L)	0.1		0.0066	0.1
Cobalt, Total (mg/L)	n/a	0.006	0.005	0.006
Combined Radium, Total (pCi/L)	5		1.31	5
Fluoride, Total (mg/L)	4		0.26	4
Lead, Total (mg/L)	n/a	0.015	0.001	0.015
Lithium, Total (mg/L)	n/a	0.04	0.037	0.04
Mercury, Total (mg/L)	0.002		0.0002	0.002
Molybdenum, Total (mg/L)	n/a	0.1	0.0052	0.1
Selenium, Total (mg/L)	0.05		0.005	0.05
Thallium, Total (mg/L)	0.002		0.001	0.002

*Grey cell indicates background is higher than MCL or CCR-Rule

**GWPS = Groundwater Protection Standard*

**MCL = Maximum Contaminant Level*

**CCR = Coal Combustion Residuals*

FIGURE I.

Cobalt MGWC-7 Trend Test - All/Significant Results

Plant McIntosh Client: Southern Company Data: McIntosh AP-1 Printed 4/29/2026, 9:35 AM

Constituent	Well	Slope	Calc.	Critical	Sig.	N	%NDs	Normality	Xform	Alpha	Method
Cobalt (mg/L)	**MGWC-7**	**-0.0008783**	**-242**	**-112**	**Yes**	**30**	**0**	**n/a**	**n/a**	**0.05**	**NP**

Sanitas™ v.10.1.08 Software licensed to Groundwater Stats Consulting. UG

Sen's Slope Estimator

MGWC-7

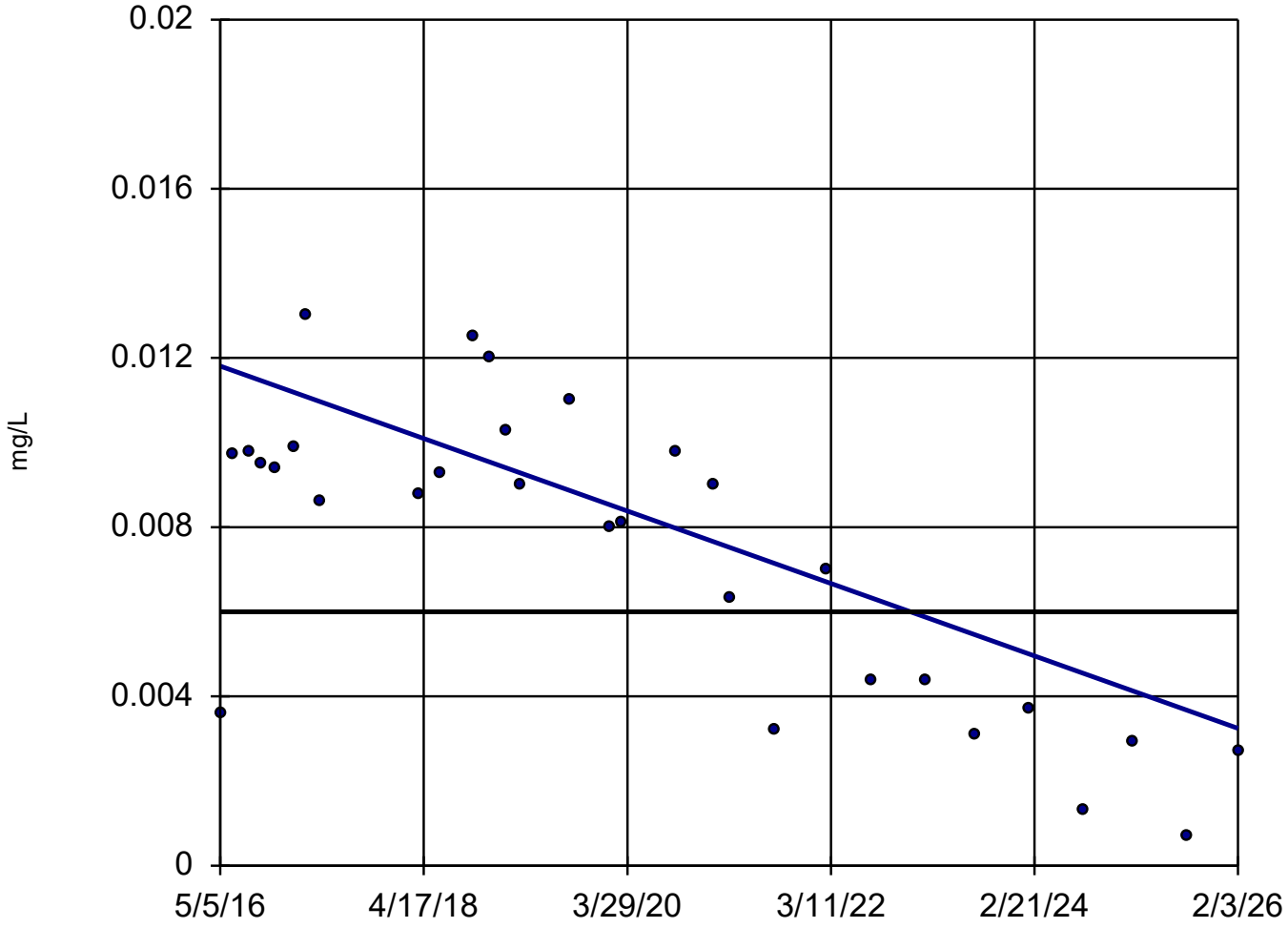

n = 30

Slope = -0.0008783 units per year.

Mann-Kendall statistic = -242
critical = -112

Decreasing trend significant at 95% confidence level (α = 0.025 per tail).

GWPS = 0.006.

Constituent: Cobalt Analysis Run 8/18/2026 8:52 AM View: Cobalt MGWC-7 Trend Test

Plant McIntosh Client: Southern Company Data: McIntosh AP-1

Cobalt MGWC-7 Trend Test - Truncated Record - All/Significant Results

Plant McIntosh Client: Southern Company Data: McIntosh AP-1 Printed 4/29/2026, 9:37 AM

Constituent	Well	Slope	Calc.	Critical	Sig.	N	%NDs	Normality	Xform	Alpha	Method
Cobalt (mg/L)	**MGWC-7**	**-0.0006689**	**-19**	**-17**	**Yes**	**8**	**0**	**n/a**	**n/a**	**0.05**	**NP**

Sanitas™ v.10.1.08 Software licensed to Groundwater Stats Consulting. UG

Sen's Slope Estimator

MGWC-7

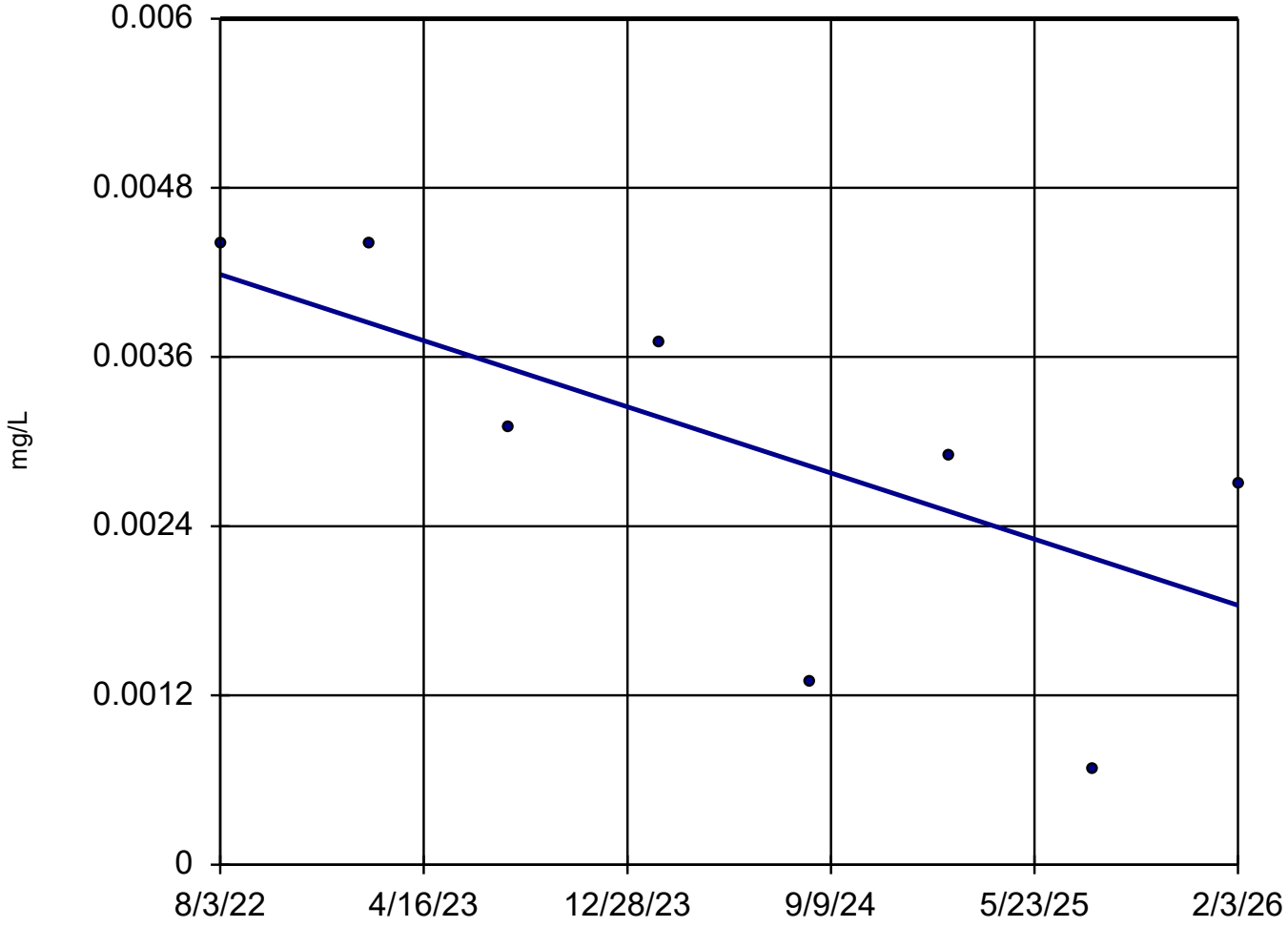

n = 8

Slope = -0.0006689 units per year.

Mann-Kendall statistic = -19
critical = -17

Decreasing trend significant at 95% confidence level (α = 0.025 per tail).

GWPS = 0.006.

Constituent: Cobalt Analysis Run 8/18/2026 8:52 AM View: Cobalt MGWC-7 Trend Test

Plant McIntosh Client: Southern Company Data: McIntosh AP-1

FIGURE J.

Confidence Intervals - Significant Results

Plant McIntosh Client: Southern Company Data: McIntosh AP-1 Printed 4/27/2026, 11:45 AM

Constituent	Well	Upper Lim.	Lower Lim.	Compliance	Sig.	N	%NDs	Transform	Alpha	Method
Lithium (mg/L)	**MGWC-7**	**0.14**	**0.12**	**0.04**	**Yes**	**30**	**0**	**No**	**0.01**	**NP (normality)**

Confidence Intervals - All Results

Plant McIntosh Client: Southern Company Data: McIntosh AP-1 Printed 4/27/2026, 11:45 AM

Constituent	Well	Upper Lim.	Lower Lim.	Compliance	Sig.	N	%NDs	Transform	Alpha	Method
Antimony (mg/L)	MGWC-1	0.005	0.00038	0.006	No	25	96	No	0.01	NP (NDs)
Antimony (mg/L)	MGWC-3	0.005	0.00044	0.006	No	25	92	No	0.01	NP (NDs)
Antimony (mg/L)	MGWC-7	0.005	0.00197	0.006	No	25	92	No	0.01	NP (NDs)
Antimony (mg/L)	MGWC-12	0.005	0.0015	0.006	No	25	92	No	0.01	NP (NDs)
Arsenic (mg/L)	MGWC-1	0.002629	0.001899	0.014	No	29	3.448	No	0.01	Param.
Arsenic (mg/L)	MGWC-2	0.005	0.00068	0.014	No	29	86.21	No	0.01	NP (NDs)
Arsenic (mg/L)	MGWC-3	0.001798	0.00148	0.014	No	29	3.448	No	0.01	Param.
Arsenic (mg/L)	MGWC-7	0.005	0.00066	0.014	No	29	44.83	No	0.01	NP (normality)
Arsenic (mg/L)	MGWC-8	0.005	0.001	0.014	No	29	62.07	No	0.01	NP (NDs)
Arsenic (mg/L)	MGWC-12	0.005	0.00089	0.014	No	29	37.93	No	0.01	NP (normality)
Barium (mg/L)	MGWC-1	0.11	0.097	2	No	29	0	No	0.01	NP (normality)
Barium (mg/L)	MGWC-2	0.05241	0.04734	2	No	29	0	No	0.01	Param.
Barium (mg/L)	MGWC-3	0.1554	0.142	2	No	29	0	No	0.01	Param.
Barium (mg/L)	MGWC-7	0.01628	0.01166	2	No	29	0	x^(1/3)	0.01	Param.
Barium (mg/L)	MGWC-8	0.04512	0.03578	2	No	29	0	ln(x)	0.01	Param.
Barium (mg/L)	MGWC-12	0.06511	0.05184	2	No	29	0	ln(x)	0.01	Param.
Beryllium (mg/L)	MGWC-1	0.001	0.00018	0.004	No	27	96.3	No	0.01	NP (NDs)
Beryllium (mg/L)	MGWC-3	0.001	0.00031	0.004	No	27	96.3	No	0.01	NP (NDs)
Beryllium (mg/L)	MGWC-8	0.001107	0.000578	0.004	No	27	25.93	No	0.01	Param.
Cadmium (mg/L)	MGWC-1	0.0007	0.0005	0.005	No	29	79.31	No	0.01	NP (NDs)
Cadmium (mg/L)	MGWC-2	0.002289	0.0009209	0.005	No	29	6.897	sqrt(x)	0.01	Param.
Cadmium (mg/L)	MGWC-7	0.0007	0.00041	0.005	No	29	82.76	No	0.01	NP (NDs)
Cadmium (mg/L)	MGWC-8	0.002502	0.0009365	0.005	No	29	20.69	sqrt(x)	0.01	Param.
Chromium (mg/L)	MGWC-1	0.005	0.0036	0.1	No	27	85.19	No	0.01	NP (NDs)
Chromium (mg/L)	MGWC-2	0.005	0.0033	0.1	No	27	92.59	No	0.01	NP (NDs)
Chromium (mg/L)	MGWC-3	0.005	0.003	0.1	No	27	96.3	No	0.01	NP (NDs)
Chromium (mg/L)	MGWC-7	0.005	0.0034	0.1	No	27	88.89	No	0.01	NP (NDs)
Chromium (mg/L)	MGWC-8	0.005	0.0031	0.1	No	27	92.59	No	0.01	NP (NDs)
Chromium (mg/L)	MGWC-12	0.005	0.0032	0.1	No	27	88.89	No	0.01	NP (NDs)
Cobalt (mg/L)	MGWC-1	0.005	0.00058	0.006	No	30	66.67	No	0.01	NP (NDs)
Cobalt (mg/L)	MGWC-2	0.002862	0.001892	0.006	No	30	0	No	0.01	Param.
Cobalt (mg/L)	MGWC-3	0.00067	0.00051	0.006	No	30	10	No	0.01	NP (normality)
Cobalt (mg/L)	MGWC-7	0.004326	0.001469	0.006	No	8	0	No	0.01	Param.
Cobalt (mg/L)	MGWC-8	0.01141	0.004185	0.006	No	30	3.333	x^(1/3)	0.01	Param.
Cobalt (mg/L)	MGWC-12	0.005	0.0015	0.006	No	30	93.33	No	0.01	NP (NDs)
Cobalt (mg/L)	MGWC-20	0.005	0.00025	0.006	No	6	33.33	No	0.0155	NP (normality)
Combined Radium 226 + 228 (pCi/L)	MGWC-1	1.894	1.442	5	No	30	0	No	0.01	Param.
Combined Radium 226 + 228 (pCi/L)	MGWC-2	0.7332	0.457	5	No	29	0	No	0.01	Param.
Combined Radium 226 + 228 (pCi/L)	MGWC-3	1.746	1.435	5	No	30	0	No	0.01	Param.
Combined Radium 226 + 228 (pCi/L)	MGWC-7	1.304	0.9805	5	No	29	0	No	0.01	Param.
Combined Radium 226 + 228 (pCi/L)	MGWC-8	1.801	1.307	5	No	29	0	No	0.01	Param.
Combined Radium 226 + 228 (pCi/L)	MGWC-12	0.7127	0.4448	5	No	29	0	No	0.01	Param.
Fluoride (mg/L)	MGWC-1	0.2183	0.1494	4	No	28	7.143	No	0.01	Param.
Fluoride (mg/L)	MGWC-2	0.19	0.076	4	No	28	32.14	No	0.01	NP (normality)
Fluoride (mg/L)	MGWC-3	0.23	0.083	4	No	28	28.57	No	0.01	NP (normality)
Fluoride (mg/L)	MGWC-7	0.3348	0.2297	4	No	28	7.143	No	0.01	Param.
Fluoride (mg/L)	MGWC-8	0.15	0.088	4	No	28	17.86	No	0.01	NP (normality)
Fluoride (mg/L)	MGWC-12	0.2491	0.1991	4	No	28	0	x^2	0.01	Param.
Fluoride (mg/L)	MGWC-19	0.3027	0.1432	4	No	4	50	x^(1/3)	0.01	Param.
Fluoride (mg/L)	MGWC-20	0.3281	0.1919	4	No	4	50	No	0.01	Param.
Lead (mg/L)	MGWC-1	0.001	0.00058	0.015	No	25	96	No	0.01	NP (NDs)
Lead (mg/L)	MGWC-2	0.001	0.00027	0.015	No	25	92	No	0.01	NP (NDs)
Lead (mg/L)	MGWC-3	0.001	0.00034	0.015	No	25	92	No	0.01	NP (NDs)
Lead (mg/L)	MGWC-7	0.001	0.0003	0.015	No	25	88	No	0.01	NP (NDs)
Lead (mg/L)	MGWC-8	0.001	0.00022	0.015	No	25	92	No	0.01	NP (NDs)
Lead (mg/L)	MGWC-12	0.001	0.0001	0.015	No	25	96	No	0.01	NP (NDs)
Lithium (mg/L)	MGWC-1	0.01224	0.01037	0.04	No	30	3.333	No	0.01	Param.
Lithium (mg/L)	MGWC-2	0.0066	0.00537	0.04	No	30	3.333	No	0.01	NP (normality)
Lithium (mg/L)	MGWC-3	0.01357	0.01172	0.04	No	30	0	No	0.01	Param.
Lithium (mg/L)	**MGWC-7**	**0.14**	**0.12**	**0.04**	**Yes**	**30**	**0**	**No**	**0.01**	**NP (normality)**
Lithium (mg/L)	MGWC-8	0.03349	0.02203	0.04	No	30	0	No	0.01	Param.
Lithium (mg/L)	MGWC-12	0.0231	0.0182	0.04	No	30	0	No	0.01	Param.
Lithium (mg/L)	MGWC-19	0.008782	0.002178	0.04	No	5	0	No	0.01	Param.
Lithium (mg/L)	MGWC-20	0.01076	0.004158	0.04	No	7	0	No	0.01	Param.
Mercury (mg/L)	MGWC-2	0.0002	0.0001	0.002	No	27	92.59	No	0.01	NP (NDs)

Confidence Intervals - All Results

Plant McIntosh Client: Southern Company Data: McIntosh AP-1 Printed 4/27/2026, 11:45 AM

Constituent	Well	Upper Lim.	Lower Lim.	Compliance	Sig.	N	%NDs	Transform	Alpha	Method
Mercury (mg/L)	MGWC-3	0.0002	0.00007	0.002	No	27	96.3	No	0.01	NP (NDs)
Mercury (mg/L)	MGWC-7	0.0002	0.00008	0.002	No	27	96.3	No	0.01	NP (NDs)
Mercury (mg/L)	MGWC-8	0.00033	0.00018	0.002	No	28	28.57	No	0.01	NP (normality)
Mercury (mg/L)	MGWC-12	0.0002	0.000086	0.002	No	27	92.59	No	0.01	NP (NDs)
Molybdenum (mg/L)	MGWC-1	0.0021	0.0011	0.1	No	27	18.52	No	0.01	NP (normality)
Molybdenum (mg/L)	MGWC-7	0.005	0.00351	0.1	No	27	96.3	No	0.01	NP (NDs)
Molybdenum (mg/L)	MGWC-8	0.005	0.0037	0.1	No	27	96.3	No	0.01	NP (NDs)
Molybdenum (mg/L)	MGWC-12	0.005	0.0024	0.1	No	27	77.78	No	0.01	NP (NDs)
Selenium (mg/L)	MGWC-1	0.005	0.0005	0.05	No	23	91.3	No	0.01	NP (NDs)
Selenium (mg/L)	MGWC-2	0.005	0.00045	0.05	No	23	95.65	No	0.01	NP (NDs)
Selenium (mg/L)	MGWC-3	0.005	0.00044	0.05	No	23	95.65	No	0.01	NP (NDs)
Selenium (mg/L)	MGWC-7	0.005	0.0034	0.05	No	23	91.3	No	0.01	NP (NDs)
Selenium (mg/L)	MGWC-8	0.005	0.0024	0.05	No	23	78.26	No	0.01	NP (NDs)
Selenium (mg/L)	MGWC-12	0.005	0.00027	0.05	No	23	95.65	No	0.01	NP (NDs)
Thallium (mg/L)	MGWC-1	0.001	0.00032	0.002	No	27	77.78	No	0.01	NP (NDs)
Thallium (mg/L)	MGWC-2	0.001	0.00021	0.002	No	27	96.3	No	0.01	NP (NDs)
Thallium (mg/L)	MGWC-3	0.001	0.00037	0.002	No	27	92.59	No	0.01	NP (NDs)
Thallium (mg/L)	MGWC-7	0.001	0.00016	0.002	No	27	96.3	No	0.01	NP (NDs)
Thallium (mg/L)	MGWC-8	0.001	0.00019	0.002	No	27	44.44	No	0.01	NP (normality)
Thallium (mg/L)	MGWC-12	0.001	0.00027	0.002	No	27	92.59	No	0.01	NP (NDs)

Sanitas™ v.10.1.06 Software licensed to Groundwater Stats Consulting. UG

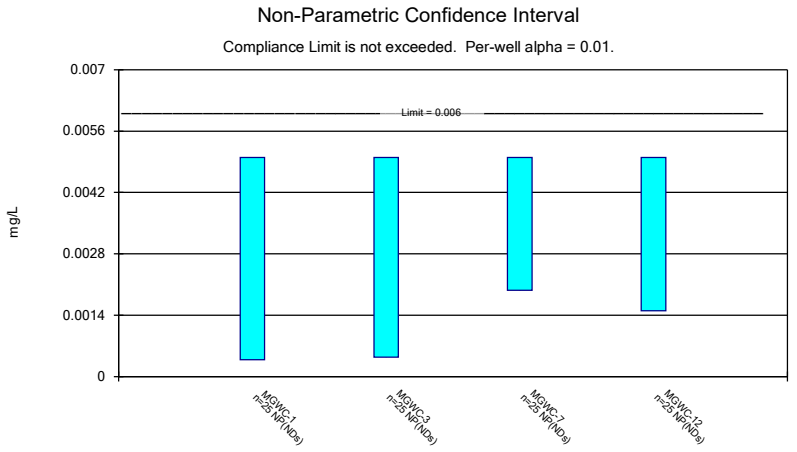

Constituent: Antimony Analysis Run 4/27/2026 11:44 AM View: Appendix IV - Confidence Intervals
Plant McIntosh Client: Southern Company Data: McIntosh AP-1

Sanitas™ v.10.1.06 Software licensed to Groundwater Stats Consulting. UG

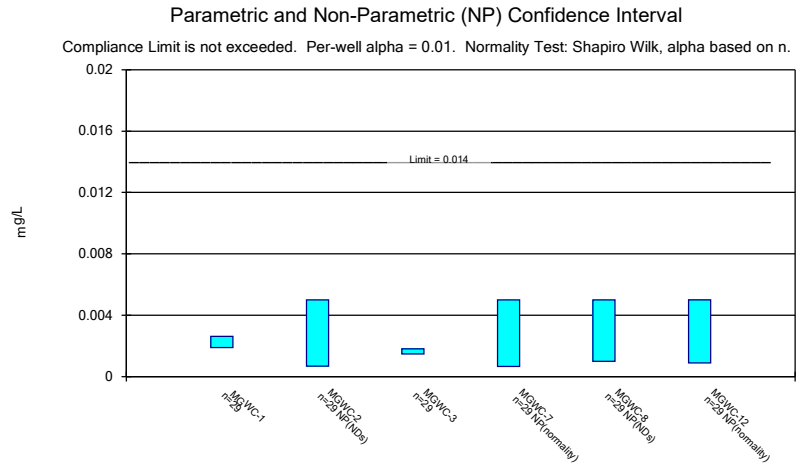

Constituent: Arsenic Analysis Run 4/27/2026 11:44 AM View: Appendix IV - Confidence Intervals
Plant McIntosh Client: Southern Company Data: McIntosh AP-1

Sanitas™ v.10.1.06 Software licensed to Groundwater Stats Consulting. UG

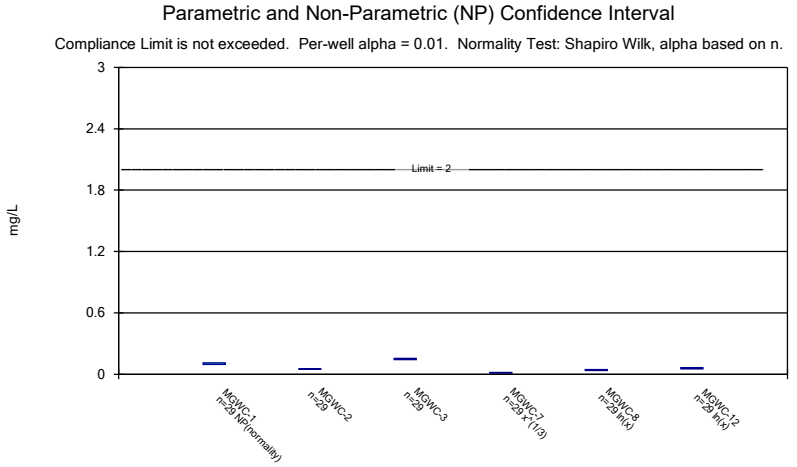

Constituent: Barium Analysis Run 4/27/2026 11:44 AM View: Appendix IV - Confidence Intervals
Plant McIntosh Client: Southern Company Data: McIntosh AP-1

Sanitas™ v.10.1.06 Software licensed to Groundwater Stats Consulting. UG

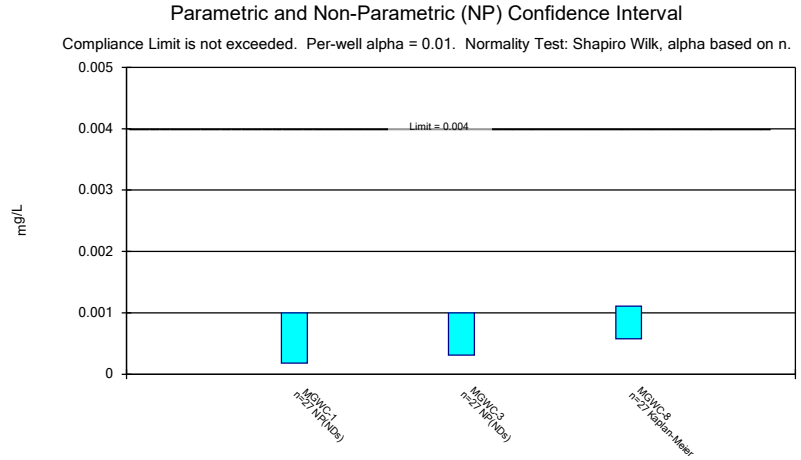

Constituent: Beryllium Analysis Run 4/27/2026 11:44 AM View: Appendix IV - Confidence Intervals
Plant McIntosh Client: Southern Company Data: McIntosh AP-1

Sanitas™ v.10.1.06 Software licensed to Groundwater Stats Consulting. UG

Parametric and Non-Parametric (NP) Confidence Interval

Compliance Limit is not exceeded. Per-well alpha = 0.01. Normality Test: Shapiro Wilk, alpha based on n.

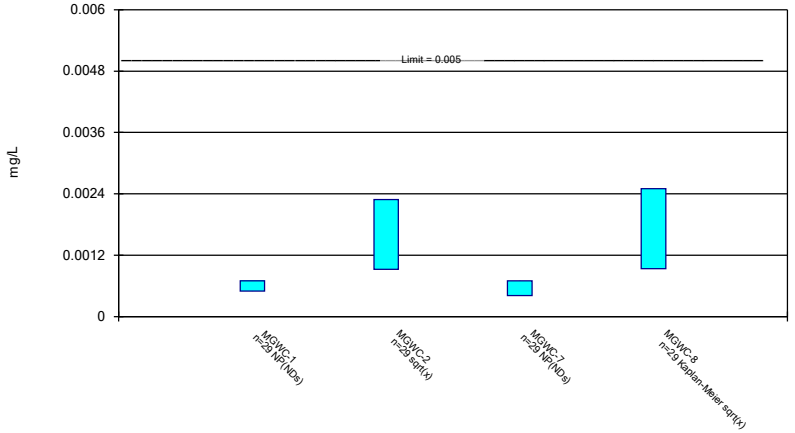

Constituent: Cadmium Analysis Run 4/27/2026 11:44 AM View: Appendix IV - Confidence Intervals

Plant McIntosh Client: Southern Company Data: McIntosh AP-1

Sanitas™ v.10.1.06 Software licensed to Groundwater Stats Consulting. UG

Non-Parametric Confidence Interval

Compliance Limit is not exceeded. Per-well alpha = 0.01.

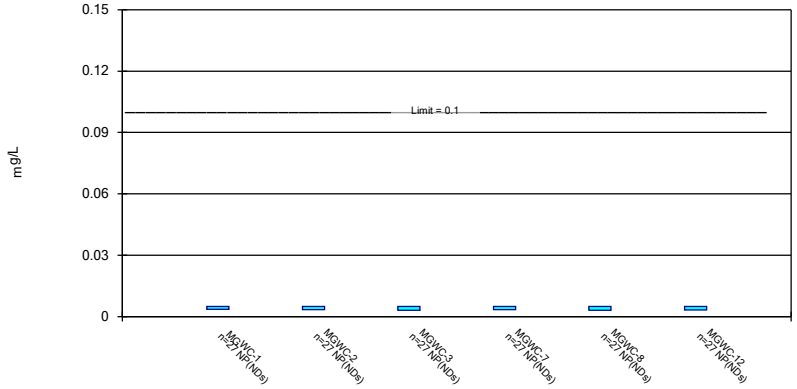

Constituent: Chromium Analysis Run 4/27/2026 11:44 AM View: Appendix IV - Confidence Intervals

Plant McIntosh Client: Southern Company Data: McIntosh AP-1

Sanitas™ v.10.1.06 Software licensed to Groundwater Stats Consulting. UG

Parametric and Non-Parametric (NP) Confidence Interval

Compliance Limit is not exceeded. Per-well alpha = 0.01 except as noted. Normality Test: Shapiro Wilk, alpha based on n.

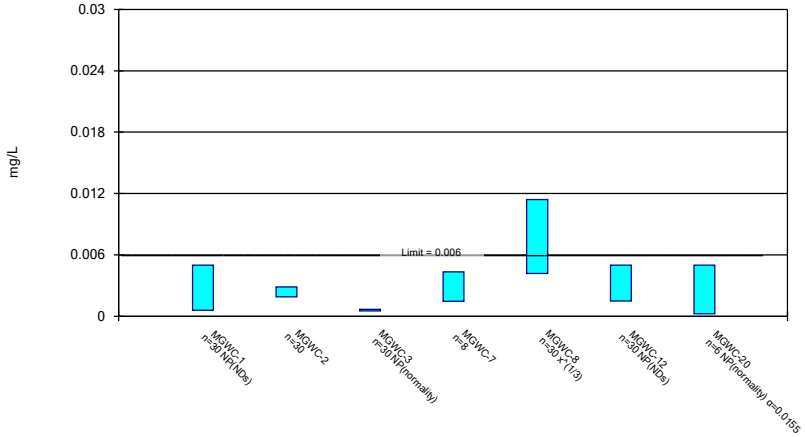

Constituent: Cobalt Analysis Run 4/27/2026 11:44 AM View: Appendix IV - Confidence Intervals

Plant McIntosh Client: Southern Company Data: McIntosh AP-1

Sanitas™ v.10.1.06 Software licensed to Groundwater Stats Consulting. UG

Parametric Confidence Interval

Compliance Limit is not exceeded. Per-well alpha = 0.01. Normality Test: Shapiro Wilk, alpha based on n.

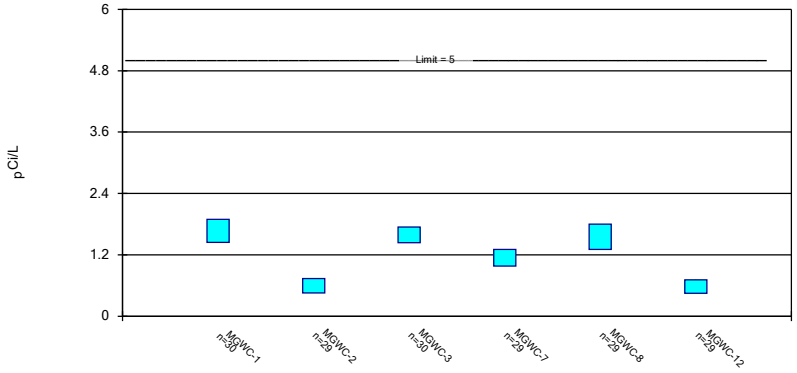

Constituent: Combined Radium 226 + 228 Analysis Run 4/27/2026 11:44 AM View: Appendix IV - Confide

Plant McIntosh Client: Southern Company Data: McIntosh AP-1

Sanitas™ v.10.1.06 Software licensed to Groundwater Stats Consulting. UG

Parametric and Non-Parametric (NP) Confidence Interval

Compliance Limit is not exceeded. Per-well alpha = 0.01. Normality Test: Shapiro Wilk, alpha based on n.

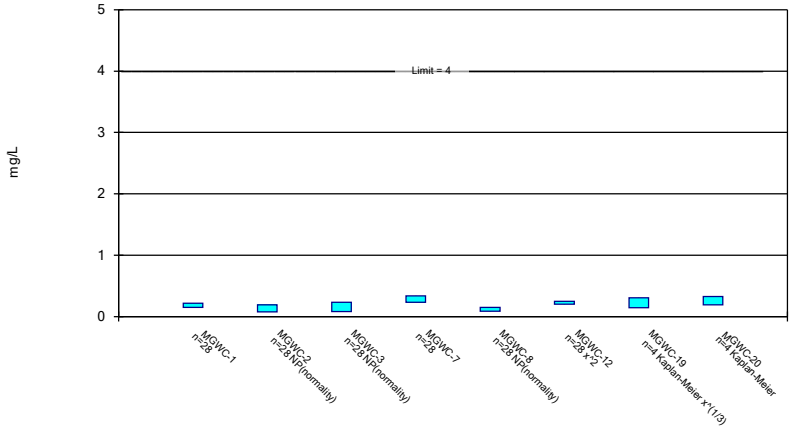

Constituent: Fluoride Analysis Run 4/27/2026 11:44 AM View: Appendix IV - Confidence Intervals

Plant McIntosh Client: Southern Company Data: McIntosh AP-1

Sanitas™ v.10.1.06 Software licensed to Groundwater Stats Consulting. UG

Non-Parametric Confidence Interval

Compliance Limit is not exceeded. Per-well alpha = 0.01.

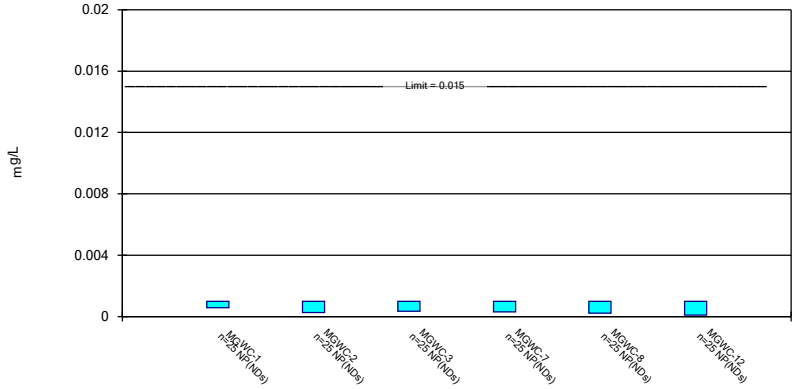

Constituent: Lead Analysis Run 4/27/2026 11:44 AM View: Appendix IV - Confidence Intervals

Plant McIntosh Client: Southern Company Data: McIntosh AP-1

Sanitas™ v.10.1.06 Software licensed to Groundwater Stats Consulting. UG

Parametric and Non-Parametric (NP) Confidence Interval

Compliance limit is exceeded.* Per-well alpha = 0.01. Normality Test: Shapiro Wilk, alpha based on n.

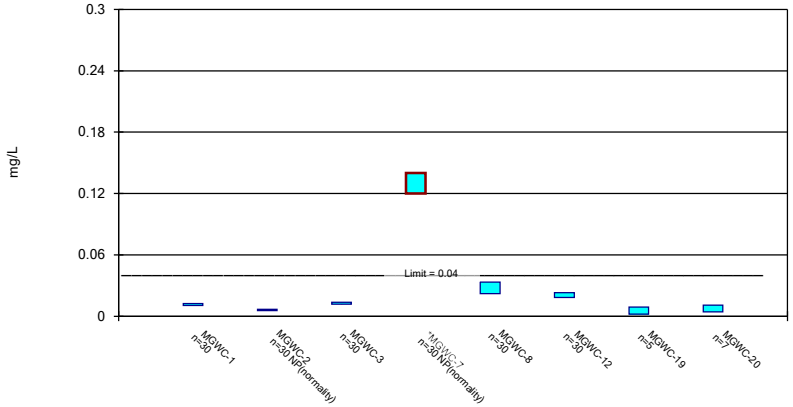

Constituent: Lithium Analysis Run 4/27/2026 11:44 AM View: Appendix IV - Confidence Intervals

Plant McIntosh Client: Southern Company Data: McIntosh AP-1

Sanitas™ v.10.1.06 Software licensed to Groundwater Stats Consulting. UG

Non-Parametric Confidence Interval

Compliance Limit is not exceeded. Per-well alpha = 0.01.

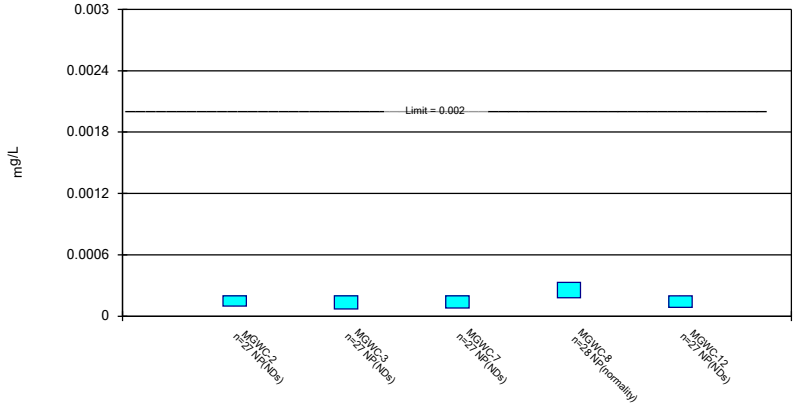

Constituent: Mercury Analysis Run 4/27/2026 11:44 AM View: Appendix IV - Confidence Intervals

Plant McIntosh Client: Southern Company Data: McIntosh AP-1

Sanitas™ v.10.1.06 Software licensed to Groundwater Stats Consulting. UG

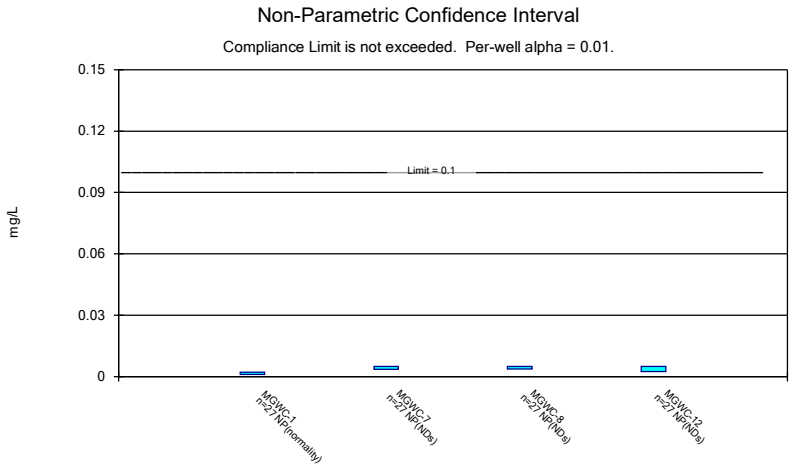

Constituent: Molybdenum Analysis Run 4/27/2026 11:44 AM View: Appendix IV - Confidence Intervals
Plant McIntosh Client: Southern Company Data: McIntosh AP-1

Sanitas™ v.10.1.06 Software licensed to Groundwater Stats Consulting. UG

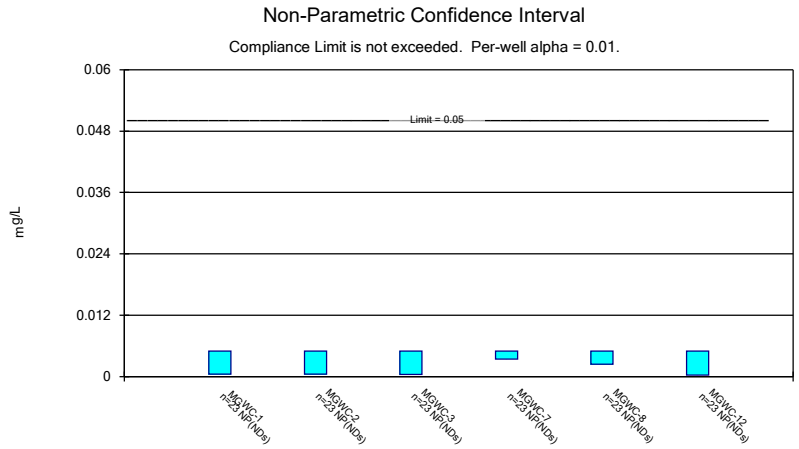

Constituent: Selenium Analysis Run 4/27/2026 11:44 AM View: Appendix IV - Confidence Intervals
Plant McIntosh Client: Southern Company Data: McIntosh AP-1

Sanitas™ v.10.1.06 Software licensed to Groundwater Stats Consulting. UG

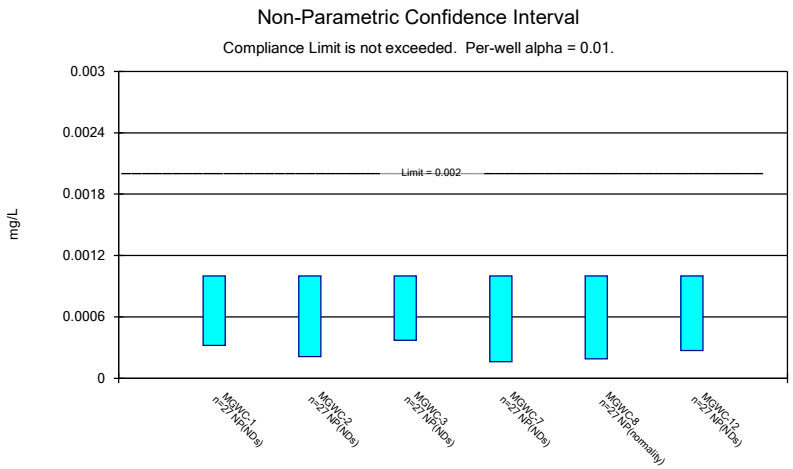

Constituent: Thallium Analysis Run 4/27/2026 11:44 AM View: Appendix IV - Confidence Intervals
Plant McIntosh Client: Southern Company Data: McIntosh AP-1

Confidence Interval

Constituent: Antimony (mg/L) Analysis Run 4/27/2026 11:45 AM View: Appendix IV - Confidence Intervals

Plant McIntosh Client: Southern Company Data: McIntosh AP-1

	MGWC-1	MGWC-3	MGWC-7	MGWC-12
5/5/2016			0.00197 (J)	
5/6/2016	<0.005	<0.005		
6/21/2016	<0.005	0.0003 (J)	<0.005	0.0004 (J)
8/15/2016			<0.005	
8/16/2016	<0.005	<0.005		<0.005
9/28/2016	<0.005		<0.005	
9/29/2016		<0.005		<0.005
11/16/2016	<0.005	<0.005	<0.005	<0.005
1/17/2017		<0.005	<0.005	
1/18/2017				<0.005
1/19/2017	<0.005			
3/2/2017	<0.005	<0.005	<0.005	<0.005
4/18/2017	<0.005	<0.005	<0.005	
4/25/2017				<0.005
7/13/2017				<0.005
3/29/2018	<0.005		<0.005	<0.005
3/30/2018		<0.005		
1/29/2019	<0.005	<0.005	<0.005	<0.005
1/28/2020			<0.005	<0.005
1/29/2020	<0.005	<0.005		
3/10/2020	<0.005	<0.005	<0.005	<0.005
9/16/2020				<0.005
9/17/2020	<0.005	<0.005	<0.005	
1/26/2021	0.00038 (J)	0.00044 (J)	<0.005	<0.005
3/24/2021	<0.005	<0.005	<0.005	<0.005
8/24/2021		<0.005		
8/25/2021	<0.005		<0.005	<0.005
2/22/2022	<0.005			<0.005
2/23/2022		<0.005	<0.005	
8/2/2022				0.0015 (J)
8/3/2022	<0.005	<0.005	<0.005	
2/7/2023		<0.005		<0.005
2/8/2023	<0.005		0.00051 (J)	
8/1/2023	<0.005	<0.005		
8/2/2023			<0.005	<0.005
2/6/2024	<0.005		<0.005	
2/7/2024		<0.005		<0.005
8/13/2024	<0.005			
8/14/2024		<0.005	<0.005	<0.005
2/4/2025	<0.005	<0.005	<0.005	<0.005
8/5/2025	<0.005			
8/6/2025		<0.005	<0.005	<0.005
2/3/2026		<0.005	<0.005	<0.005
2/4/2026	<0.005			
Mean	0.004815	0.00463	0.004699	0.004676
Std. Dev.	0.000924	0.001282	0.001062	0.001133
Upper Lim.	0.005	0.005	0.005	0.005
Lower Lim.	0.00038	0.00044	0.00197	0.0015

ND substitution: RL or RL/2 if <15% NDs.

Confidence Interval

Constituent: Arsenic (mg/L) Analysis Run 4/27/2026 11:45 AM View: Appendix IV - Confidence Intervals

Plant McIntosh Client: Southern Company Data: McIntosh AP-1

	MGWC-1	MGWC-2	MGWC-3	MGWC-7	MGWC-8	MGWC-12
5/5/2016				0.00143 (J)	<0.005	
5/6/2016	0.00299 (J)	<0.005	0.00154 (J)			
6/21/2016	0.0047 (J)	<0.005	0.0016 (J)	0.0009 (J)	<0.005	0.0015 (J)
8/15/2016				0.0012 (J)	<0.005	
8/16/2016	0.003	<0.005	0.0017			0.00082 (J)
9/28/2016	0.0036			0.00084 (J)	<0.005	
9/29/2016		<0.005	0.0013			0.0019
11/16/2016	0.003	0.00068 (J)	0.0014	<0.005	<0.005	0.0017
1/17/2017			0.00056 (J)	<0.005	<0.005	
1/18/2017		<0.005				0.00096 (J)
1/19/2017	0.0024					
3/2/2017	0.0027	0.00065 (J)	0.0018	0.0009 (J)	<0.005	0.00082 (J)
4/18/2017	0.0024		0.0018	0.0005 (J)	0.00059 (J)	
4/19/2017		<0.005				
4/25/2017						<0.005
7/13/2017						0.00047 (J)
3/29/2018	0.0023			0.00066 (J)		0.00053 (J)
3/30/2018		<0.005	0.0017		<0.005	
6/12/2018						0.00063 (J)
6/13/2018	0.0021	<0.005	0.0015	<0.005	<0.005	
10/10/2018	0.0024	<0.005	0.0016	<0.005	<0.005	0.00098 (J)
1/29/2019	0.00255	<0.005	0.00143	<0.005	<0.005	<0.005
3/26/2019	0.002	<0.005	0.0012 (J)	<0.005	<0.005	0.00079 (J)
9/10/2019	0.0018	0.00036 (J)	0.0017	0.00074 (J)	0.00056 (J)	0.0011
1/28/2020				0.00046 (J)		0.00051 (J)
1/29/2020	0.0021	0.0004 (J)	0.0017		0.00047 (J)	
3/10/2020	0.0019	<0.005	<0.005	<0.005	<0.005	<0.005
9/16/2020		<0.005				<0.005
9/17/2020	0.002		0.0015	0.00045 (J)	<0.005	
1/26/2021	0.0033	<0.005	0.0018	<0.005	<0.005	<0.005
3/24/2021	0.0024	<0.005	0.0018	0.00046 (J)	0.00099 (J)	<0.005
8/24/2021		<0.005	0.0014			
8/25/2021	0.00092 (J)			0.00055 (J)	<0.005	<0.005
2/22/2022	0.0014					0.00089 (J)
2/23/2022		<0.005	0.0016	0.0004 (J)	0.00044 (J)	
8/2/2022						0.0015
8/3/2022	0.0015		0.0016	0.00052 (J)		
8/4/2022		<0.005			0.00075 (J)	
2/7/2023			0.0018			0.00098 (J)
2/8/2023	0.0016	<0.005		<0.005	0.001	
8/1/2023	0.0012		0.0017		0.00098 (J)	
8/2/2023		<0.005		<0.005		<0.005
2/6/2024	0.0023			0.0012		
2/7/2024		<0.005	0.0021		0.0017	0.0012
8/13/2024	0.0018					
8/14/2024		<0.005	0.0022	<0.005	0.0019	<0.005
2/4/2025	0.0014		0.0021	0.001	0.0014	0.0011
2/5/2025		<0.005				
8/5/2025	<0.005					
8/6/2025		<0.005	0.0015 (J)	<0.005	<0.005	<0.005
2/3/2026		<0.005	0.0014 (J)	<0.005		<0.005
2/4/2026	0.0014 (J)				<0.005	

ND substitution: RL or RL/2 if <15% NDs.

Confidence Interval

Constituent: Arsenic (mg/L) Analysis Run 4/27/2026 11:45 AM View: Appendix IV - Confidence Intervals

Plant McIntosh Client: Southern Company Data: McIntosh AP-1

	MGWC-1	MGWC-2	MGWC-3	MGWC-7	MGWC-8	MGWC-12
Mean	0.002264	0.004382	0.001639	0.002662	0.003475	0.00253
Std. Dev.	0.0007965	0.001572	0.000348	0.002157	0.002007	0.001991
Upper Lim.	0.002629	0.005	0.001798	0.005	0.005	0.005
Lower Lim.	0.001899	0.00068	0.00148	0.00066	0.001	0.00089

Confidence Interval

Constituent: Barium (mg/L) Analysis Run 4/27/2026 11:45 AM View: Appendix IV - Confidence Intervals

Plant McIntosh Client: Southern Company Data: McIntosh AP-1

	MGWC-1	MGWC-2	MGWC-3	MGWC-7	MGWC-8	MGWC-12
5/5/2016				0.039	0.0364	
5/6/2016	0.11	0.0605	0.151			
6/21/2016	0.165	0.0613	0.174	0.0152	0.0386	0.0439
8/15/2016				0.015	0.03	
8/16/2016	0.094	0.052	0.13			0.041
9/28/2016	0.1			0.014	0.034	
9/29/2016		0.053	0.14			0.052
11/16/2016	0.096	0.056	0.14	0.013	0.034	0.044
1/17/2017			0.16	0.014	0.038	
1/18/2017		0.06				0.056
1/19/2017	0.12					
3/2/2017	0.097	0.056	0.15	0.013	0.037	0.04
4/18/2017	0.092		0.14	0.011	0.04	
4/19/2017		0.051				
4/25/2017						0.042
7/13/2017						0.043
3/29/2018	0.095			0.01		0.061
3/30/2018		0.049	0.13		0.041	
6/12/2018						0.063
6/13/2018	0.096	0.05	0.14	0.0098	0.038	
10/10/2018	0.095	0.046	0.13	0.011	0.035	0.071
1/29/2019	0.107	0.0496	0.138	0.00873	0.0344	0.06
3/26/2019	0.096	0.048	0.13	0.0086	0.032	0.06
9/10/2019	0.11	0.053	0.15	0.012	0.035	0.073
1/28/2020				0.012		0.069
1/29/2020	0.11	0.051	0.15		0.033	
3/10/2020	0.13	0.049	0.15	0.013	0.036	0.056
9/16/2020		0.048				0.1
9/17/2020	0.11		0.16	0.0091 (J)	0.028	
1/26/2021	0.14	0.049	0.16	0.007 (J)	0.028	0.06
3/24/2021	0.1	0.049	0.16	0.011	0.054	0.056
8/24/2021		0.047	0.16			
8/25/2021	0.11			0.013	0.031	0.051
2/22/2022	0.11					0.067
2/23/2022		0.046	0.17	0.014	0.036	
8/2/2022						0.057
8/3/2022	0.11		0.15	0.018		
8/4/2022		0.042			0.043	
2/7/2023			0.16			0.06
2/8/2023	0.1	0.044		0.02	0.052	
8/1/2023	0.1		0.16		0.056	
8/2/2023		0.04		0.015		0.055
2/6/2024	0.12			0.024		
2/7/2024		0.047	0.18		0.061	0.055
8/13/2024	0.11					
8/14/2024		0.045	0.15	0.019	0.064	0.048
2/4/2025	0.12		0.15	0.019	0.065	0.061
2/5/2025		0.057				
8/5/2025	0.11					
8/6/2025		0.044	0.13	0.016	0.057	0.075
2/3/2026		0.043	0.12	0.015		0.12
2/4/2026	0.1				0.056	

Confidence Interval

Constituent: Barium (mg/L) Analysis Run 4/27/2026 11:45 AM View: Appendix IV - Confidence Intervals

Plant McIntosh Client: Southern Company Data: McIntosh AP-1

	MGWC-1	MGWC-2	MGWC-3	MGWC-7	MGWC-8	MGWC-12
Mean	0.1087	0.04988	0.1487	0.01446	0.0415	0.06
Std. Dev.	0.01567	0.005525	0.01461	0.00607	0.01122	0.01705
Upper Lim.	0.11	0.05241	0.1554	0.01628	0.04512	0.06511
Lower Lim.	0.097	0.04734	0.142	0.01166	0.03578	0.05184

Confidence Interval

Constituent: Beryllium (mg/L) Analysis Run 4/27/2026 11:45 AM View: Appendix IV - Confidence Intervals

Plant McIntosh Client: Southern Company Data: McIntosh AP-1

	MGWC-1	MGWC-3	MGWC-8
5/5/2016			<0.001
5/6/2016	<0.001	<0.001	
6/21/2016	<0.001	<0.001	0.0004 (J)
8/15/2016			0.00053 (J)
8/16/2016	<0.001	<0.001	
9/28/2016	<0.001		0.00049 (J)
9/29/2016		<0.001	
11/16/2016	<0.001	<0.001	0.0004 (J)
1/17/2017		<0.001	0.00084 (J)
1/19/2017	<0.001		
3/2/2017	<0.001	<0.001	0.00068 (J)
4/18/2017	<0.001	<0.001	0.00067 (J)
3/29/2018	<0.001		
3/30/2018		<0.001	0.0015 (J)
6/13/2018	<0.001	<0.001	0.0012 (J)
10/10/2018	<0.001	<0.001	0.0016 (J)
1/29/2019	<0.001	<0.001	<0.001
1/29/2020	0.00018 (J)	0.00031 (J)	0.0019
3/10/2020	<0.001	<0.001	0.0013 (J)
9/17/2020	<0.001	<0.001	0.0019 (J)
1/26/2021	<0.001	<0.001	0.0018 (J)
3/24/2021	<0.001	<0.001	<0.001
8/24/2021		<0.001	
8/25/2021	<0.001		0.0015 (J)
2/22/2022	<0.001		
2/23/2022		<0.001	0.0014 (J)
8/3/2022	<0.001	<0.001	
8/4/2022			0.00064 (J)
2/7/2023		<0.001	
2/8/2023	<0.001		0.0002 (J)
8/1/2023	<0.001	<0.001	0.00025 (J)
2/6/2024	<0.001		
2/7/2024		<0.001	<0.001
8/13/2024	<0.001		
8/14/2024		<0.001	<0.001
2/4/2025	<0.001	<0.001	<0.001
8/5/2025	<0.001		
8/6/2025		<0.001	<0.001
2/3/2026		<0.001	
2/4/2026	<0.001		0.00019 (J)
Mean	0.0009696	0.0009744	0.0009774
Std. Dev.	0.0001578	0.0001328	0.0005122
Upper Lim.	0.001	0.001	0.001107
Lower Lim.	0.00018	0.00031	0.000578

ND substitution: RL or RL/2 if <15% NDs.

Confidence Interval

Constituent: Cadmium (mg/L) Analysis Run 4/27/2026 11:45 AM View: Appendix IV - Confidence Intervals

Plant McIntosh Client: Southern Company Data: McIntosh AP-1

	MGWC-1	MGWC-2	MGWC-7	MGWC-8
5/5/2016			<0.0007	0.000784 (J)
5/6/2016	0.000126 (J)	0.00166		
6/21/2016	0.0005 (J)	0.0008 (J)	<0.0007	0.0003 (J)
8/15/2016			<0.0007	<0.0025
8/16/2016	<0.0007	0.0034		
9/28/2016	<0.0007		<0.0007	<0.0025
9/29/2016		0.0027		
11/16/2016	<0.0007	0.0022 (J)	<0.0007	<0.0025
1/17/2017			<0.0007	<0.0025
1/18/2017		0.008		
1/19/2017	<0.0007			
3/2/2017	<0.0007	0.005	<0.0007	<0.0025
4/18/2017	<0.0007		<0.0007	0.00044 (J)
4/19/2017		0.0011 (J)		
3/29/2018	<0.0007		<0.0007	
3/30/2018		0.0016 (J)		0.00058 (J)
6/13/2018	<0.0007	0.0016 (J)	<0.0007	0.00076 (J)
10/10/2018	<0.0007	0.001 (J)	<0.0007	0.00035 (J)
1/29/2019	<0.0007	0.00315	<0.0007	<0.0025
3/26/2019	<0.0007	0.0019 (J)	<0.0007	0.0005 (J)
9/10/2019	0.00017 (J)	0.0011	<0.0007	0.00079 (J)
1/28/2020			<0.0007	
1/29/2020	<0.0007	0.0054		0.0009 (J)
3/10/2020	<0.0007	0.0011 (J)	<0.0007	0.0011 (J)
9/16/2020		0.00053 (J)		
9/17/2020	<0.0007		0.00023 (J)	0.00072 (J)
1/26/2021	0.00024 (J)	0.0011 (J)	<0.0007	0.0016 (J)
3/24/2021	<0.0007	0.0022 (J)	<0.0007	0.001 (J)
8/24/2021		0.00054 (J)		
8/25/2021	<0.0007		<0.0007	0.0046
2/22/2022	<0.0007			
2/23/2022		0.0039	<0.0007	0.0014 (J)
8/3/2022	8.5E-05 (J)		0.00041 (J)	
8/4/2022		0.0002 (J)		0.0037
2/8/2023	0.00012 (J)	0.0021 (J)	<0.0007	0.0018 (J)
8/1/2023	<0.0007			0.002 (J)
8/2/2023		0.00032 (J)	0.00031 (J)	
2/6/2024	<0.0007		<0.0007	
2/7/2024		0.00034 (J)		0.0034
8/13/2024	<0.0007			
8/14/2024		0.00068 (J)	0.00012 (J)	0.0085
2/4/2025	<0.0007		<0.0007	0.0076
2/5/2025		0.00021 (J)		
8/5/2025	<0.0007			
8/6/2025		<0.0007	<0.0007	0.0072
2/3/2026		<0.0007	0.00025 (J)	
2/4/2026	<0.0007			0.0045
Mean	0.000598	0.00188	0.0006248	0.002397
Std. Dev.	0.0002134	0.001825	0.0001724	0.002216
Upper Lim.	0.0007	0.002289	0.0007	0.002502
Lower Lim.	0.0005	0.0009209	0.00041	0.0009365

ND substitution: RL or RL/2 if <15% NDs.

Confidence Interval

Constituent: Chromium (mg/L) Analysis Run 4/27/2026 11:45 AM View: Appendix IV - Confidence Intervals

Plant McIntosh Client: Southern Company Data: McIntosh AP-1

	MGWC-1	MGWC-2	MGWC-3	MGWC-7	MGWC-8	MGWC-12
5/5/2016				<0.005	<0.005	
5/6/2016	<0.005	<0.005	<0.005			
6/21/2016	<0.005	<0.005	<0.005	<0.005	<0.005	<0.005
8/15/2016				<0.005	<0.005	
8/16/2016	<0.005	<0.005	<0.005			<0.005
9/28/2016	<0.005			<0.005	<0.005	
9/29/2016		<0.005	<0.005			<0.005
11/16/2016	<0.005	<0.005	<0.005	<0.005	<0.005	<0.005
1/17/2017			<0.005	<0.005	<0.005	
1/18/2017		<0.005				<0.005
1/19/2017	<0.005					
3/2/2017	0.0036	0.0033	0.003	0.0034	0.0031	0.0032
4/18/2017	<0.005		<0.005	<0.005	<0.005	
4/19/2017		<0.005				
4/25/2017						<0.005
7/13/2017						<0.005
3/29/2018	<0.005			<0.005		<0.005
3/30/2018		<0.005	<0.005		<0.005	
6/12/2018						<0.005
6/13/2018	<0.005	<0.005	<0.005	<0.005	<0.005	
10/10/2018	<0.005	<0.005	<0.005	<0.005	<0.005	<0.005
1/29/2019	<0.005	<0.005	<0.005	<0.005	<0.005	<0.005
1/28/2020				0.0015 (J)		<0.005
1/29/2020	<0.005	<0.005	<0.005		<0.005	
3/10/2020	<0.005	<0.005	<0.005	<0.005	<0.005	<0.005
9/16/2020		<0.005				0.029
9/17/2020	<0.005		<0.005	<0.005	<0.005	
1/26/2021	0.0023	<0.005	<0.005	<0.005	<0.005	<0.005
3/24/2021	<0.005	<0.005	<0.005	<0.005	<0.005	<0.005
8/24/2021		<0.005	<0.005			
8/25/2021	<0.005			<0.005	<0.005	<0.005
2/22/2022	<0.005					<0.005
2/23/2022		<0.005	<0.005	<0.005	<0.005	
8/2/2022						<0.005
8/3/2022	<0.005		<0.005	<0.005		
8/4/2022		<0.005			<0.005	
2/7/2023			<0.005			0.0012 (J)
2/8/2023	0.0014 (J)	<0.005		0.0013 (J)	0.0013 (J)	
8/1/2023	<0.005		<0.005		<0.005	
8/2/2023		<0.005		<0.005		<0.005
2/6/2024	<0.005			<0.005		
2/7/2024		<0.005	<0.005		<0.005	<0.005
8/13/2024	<0.005					
8/14/2024		<0.005	<0.005	<0.005	<0.005	<0.005
2/4/2025	0.0015 (J)		<0.005	<0.005	<0.005	<0.005
2/5/2025		0.0027				
8/5/2025	<0.005					
8/6/2025		<0.005	<0.005	<0.005	<0.005	<0.005
2/3/2026		<0.005	<0.005	<0.005		<0.005
2/4/2026	<0.005				<0.005	
Mean	0.004585	0.004852	0.004926	0.004674	0.004793	0.005681
Std. Dev.	0.001071	0.0005402	0.0003849	0.0009929	0.0007879	0.004728

ND substitution: RL or RL/2 if <15% NDs.

Confidence Interval

Constituent: Chromium (mg/L) Analysis Run 4/27/2026 11:45 AM View: Appendix IV - Confidence Intervals

Plant McIntosh Client: Southern Company Data: McIntosh AP-1

	MGWC-1	MGWC-2	MGWC-3	MGWC-7	MGWC-8	MGWC-12
Upper Lim.	0.005	0.005	0.005	0.005	0.005	0.005
Lower Lim.	0.0036	0.0033	0.003	0.0034	0.0031	0.0032

Confidence Interval

Constituent: Cobalt (mg/L) Analysis Run 4/27/2026 11:45 AM View: Appendix IV - Confidence Intervals

Plant McIntosh Client: Southern Company Data: McIntosh AP-1

	MGWC-1	MGWC-2	MGWC-3	MGWC-7	MGWC-8	MGWC-12	MGWC-20
5/5/2016				0.0036 (J)	0.00359 (J)		
5/6/2016	<0.005	0.00311 (J)	<0.0025				
6/21/2016	0.0012 (J)	0.0031 (J)	0.0006 (J)	0.0097 (J)	0.0033 (J)	<0.005	
8/15/2016				0.0098	0.0038		
8/16/2016	0.00047 (J)	0.0034	0.00064 (J)			<0.005	
9/28/2016	0.00058 (J)			0.0095	0.0043		
9/29/2016		0.0032	0.00054 (J)			<0.005	
11/16/2016	<0.005	0.0032	0.00041 (J)	0.0094	0.004	<0.005	
1/17/2017			0.00051 (J)	0.0099	0.0051		
1/18/2017		0.0032				<0.005	
1/19/2017	0.0004 (J)						
3/2/2017	<0.005	0.0042	0.00064 (J)	0.013	0.0064	<0.005	
4/18/2017	<0.005		0.00057 (J)	0.0086	0.005		
4/19/2017		0.0035					
4/25/2017						<0.005	
7/13/2017						<0.005	
3/29/2018	<0.005			0.0088		<0.005	
3/30/2018		0.0037	0.00068 (J)		0.015		
6/12/2018						<0.005	
6/13/2018	<0.005	0.0035	0.00048 (J)	0.0093	0.014		
10/10/2018	<0.005	0.0034	0.00063 (J)	0.0125 (D)	0.018	<0.005	
12/5/2018				0.012	0.02	<0.005	
12/6/2018	<0.005	0.0031	0.00058 (J)				<0.005
1/29/2019	<0.005	0.00293	<0.0025	0.0103	0.0159	<0.005	
3/26/2019	<0.005	0.003	<0.0025	0.009	0.02	<0.005	
9/10/2019	0.00032 (J)	0.0027	0.00065	0.011	0.019	0.00016 (J)	
1/28/2020				0.008		<0.005	
1/29/2020	0.00027 (J)	0.003	0.00067		0.025		
3/10/2020	<0.005	0.0024 (J)	0.0005 (J)	0.0081	0.017	<0.005	
9/16/2020		0.002 (J)				0.0015 (J)	
9/17/2020	0.0002 (J)		0.00053 (J)	0.0098	0.024		
1/26/2021	0.00031 (J)	0.0021 (J)	0.0013 (J)	0.009	0.021	<0.005	
3/24/2021	<0.005	0.0019 (J)	0.00053 (J)	0.0063	0.002 (J)	<0.005	
8/24/2021		0.0018 (J)	0.00034 (J)				
8/25/2021	0.00018 (J)			0.0032	0.021	<0.005	
2/22/2022	<0.005					<0.005	
2/23/2022		0.0016 (J)	0.0012 (J)	0.007	0.015		0.00055 (J)
8/2/2022						<0.005	
8/3/2022	<0.005		0.00051 (J)	0.0044			
8/4/2022		0.0013 (J)			0.0092		0.00025 (J)
2/7/2023			0.0025			<0.005	
2/8/2023	<0.005	0.0012 (J)		0.0044	0.0019 (J)		
8/1/2023	<0.005		0.00054 (J)		0.0015 (J)		
8/2/2023		0.0011 (J)		0.0031		<0.005	
2/6/2024	0.00024 (J)			0.0037			
2/7/2024		0.00099 (J)	0.00065 (J)		0.0005 (J)	<0.005	
8/13/2024	<0.005						
8/14/2024		0.0008 (J)	0.00038 (J)	0.0013 (J)	0.00056 (J)	<0.005	
2/4/2025	<0.005		0.00043 (J)	0.0029	0.00042 (J)	<0.005	0.00056 (J)
2/5/2025		0.00085 (J)					
8/5/2025	<0.005						<0.005
8/6/2025		0.00045 (J)	0.00047 (J)	0.00068 (J)	<0.005	<0.005	

ND substitution: RL or RL/2 if <15% NDs.

Confidence Interval

Constituent: Cobalt (mg/L) Analysis Run 4/27/2026 11:45 AM View: Appendix IV - Confidence Intervals

Plant McIntosh Client: Southern Company Data: McIntosh AP-1

	MGWC-1	MGWC-2	MGWC-3	MGWC-7	MGWC-8	MGWC-12	MGWC-20
2/3/2026		0.00058 (J)	0.0013 (J)	0.0027 (J)		<0.005	
2/4/2026	<0.005				0.0008 (J)		0.00041 (J)
Mean	0.003472	0.002377	0.000751	0.002898	0.009992	0.004722	0.001962
Std. Dev.	0.002204	0.001079	0.0004476	0.001347	0.008361	0.001072	0.002356
Upper Lim.	0.005	0.002862	0.00067	0.004326	0.01141	0.005	0.005
Lower Lim.	0.00058	0.001892	0.00051	0.001469	0.004185	0.0015	0.00025

ND substitution: RL or RL/2 if <15% NDs.

Confidence Interval

Constituent: Combined Radium 226 + 228 (pCi/L) Analysis Run 4/27/2026 11:45 AM View: Appendix IV - Confidence Intervals

Plant McIntosh Client: Southern Company Data: McIntosh AP-1

	MGWC-1	MGWC-2	MGWC-3	MGWC-7	MGWC-8	MGWC-12
5/5/2016				0.75	1.21	
5/6/2016	1.07	0.633	1.41			
6/21/2016	2.01	1.19	1.71	1.01	0.895	0.292
8/15/2016				1.3	1.64	
8/16/2016	1.12	0.516	1.75			0.232 (U)
9/28/2016	1.09			1.06	2.17	
9/29/2016		0.665	1.43			1.11
11/16/2016	1.58	0.694	1.9	0.855	1.49	0.798
1/17/2017			1.9	1.59	1.75	
1/18/2017		0.688				0.302 (U)
1/19/2017	1.64					
3/2/2017	1.08	0.484	1.37	1.4	1.03	0.437
4/18/2017	1.23		1.42	0.684	1.83	
4/19/2017		0.599				
4/25/2017						0.391
7/13/2017						0.47
3/29/2018	1.21			0.822		0.736
3/30/2018		0.677	1.43		2.15	
6/12/2018						0.438
6/13/2018	1.09	0.272 (U)	1.27	0.716	1.51	
10/10/2018	1.95	0.336	1.54	1.51	2.72	0.371
1/29/2019	1.11	0.719	1.34	1.7	1.93	0.639
3/26/2019	1	0.41 (U)	1.25	0.784	1.79	0.607
9/10/2019	1.26	0.548	1.6	0.958	1.78	0.939
1/28/2020				1.38		0.465
1/29/2020	1.39	0.0985 (U)	1.44		1.61	
3/10/2020	1.4	0.589	1.32	0.903	1.95	0.34 (U)
9/16/2020		1.11				1.09
9/17/2020	1.79		0.666 (U)	1.28	1.56	
12/8/2020	1.87		1.65			
1/26/2021	2.37	0.234 (U)	1.78	0.607	1.87	0.364 (U)
3/24/2021	1.81	0.625	1.58	1.2	0.636	0.434 (U)
8/24/2021		0.313 (U)	1.65			
8/25/2021	2.12			0.767	2.13	0.563
2/22/2022	1.85					0.888
2/23/2022		0.598	1.47	1.42	2.62	
8/2/2022						1.08
8/3/2022	2.2		2.56	1.11		
8/4/2022		0.632			1.24	
2/7/2023			2.14			0.849
2/8/2023	1.77	0.799		1.88	1.11	
8/1/2023	1.61		2.07		0.872	
8/2/2023		1.09		1.46		0.432 (U)
2/6/2024	1.99			1.52		
2/7/2024		1.1	1.8		0.929	0.706
8/13/2024	2.14					
8/14/2024		-0.123 (U)	1.14	1.08	0.642 (U)	0.231 (U)
2/4/2025	2.5		1.63	1.46	1.46	-0.0104 (U)
2/5/2025		0.328 (U)				
8/5/2025	3.03					
8/6/2025		0.583	1.7	1.29	1.53	0.991
2/3/2026		0.85	1.8	0.623		0.6 (U)

Confidence Interval

Constituent: Combined Radium 226 + 228 (pCi/L) Analysis Run 4/27/2026 11:45 AM View: Appendix IV - Confidence Intervals

Plant McIntosh Client: Southern Company Data: McIntosh AP-1

	MGWC-1	MGWC-2	MGWC-3	MGWC-7	MGWC-8	MGWC-12
2/4/2026	1.76				1.01	
Mean	1.668	0.5951	1.591	1.142	1.554	0.5788
Std. Dev.	0.503	0.3015	0.3455	0.3526	0.5397	0.2924
Upper Lim.	1.894	0.7332	1.746	1.304	1.801	0.7127
Lower Lim.	1.442	0.457	1.435	0.9805	1.307	0.4448

Confidence Interval

Constituent: Fluoride (mg/L) Analysis Run 4/27/2026 11:45 AM View: Appendix IV - Confidence Intervals

Plant McIntosh Client: Southern Company Data: McIntosh AP-1

	MGWC-1	MGWC-2	MGWC-3	MGWC-7	MGWC-8	MGWC-12	MGWC-19	MGWC-20
5/5/2016				0.394	0.103 (J)			
5/6/2016	0.28 (J)	0.088 (J)	0.086 (J)					
6/21/2016	0.36	0.19 (J)	0.23 (J)	0.49	0.1 (J)	0.14 (J)		
8/15/2016				0.44	0.11 (J)			
8/16/2016	0.27	0.087 (J)	<0.5			0.29		
9/28/2016	0.26			0.4	0.1 (J)			
9/29/2016		<1	0.082 (J)			0.26		
11/16/2016	0.24	<1	0.087 (J)	0.36	0.091 (J)	0.25		
1/17/2017			0.086 (J)	0.2	<1			
1/18/2017		<1				0.26		
1/19/2017	0.22							
3/2/2017	0.27	0.15 (J)	0.15 (J)	0.36	0.16 (J)	0.28		
4/18/2017	0.2		<0.5	0.29	<1			
4/19/2017		<1						
4/25/2017						0.25		
7/13/2017						0.21		
10/10/2017	0.18 (J)	<1	<0.5	0.28	<1	0.22		
3/29/2018	0.16 (J)			0.23		0.23		
3/30/2018		<1	<0.5		0.088 (J)			
6/12/2018						0.23		
6/13/2018	0.14 (J)	<1	<0.5	0.2	0.15 (J)			
10/10/2018	0.17 (J)	0.085 (J)	<0.5	0.23	0.11 (J)	0.25		
3/26/2019	0.16 (J)	0.076 (J)	0.072 (J)	0.19 (J)	0.088 (J)	0.22		
9/10/2019	0.098 (J)	0.07 (J)	0.073 (J)	0.15	0.083 (J)	0.2		
3/10/2020	0.086 (J)	0.05 (J)	0.058 (J)	0.18	0.084 (J)	0.15		
9/16/2020		0.076 (J)				0.26		
9/17/2020	0.15		0.083 (J)	0.25	0.11			
1/26/2021	0.15	0.068 (J)	0.083 (J)	0.28	0.14	0.23		
3/24/2021	0.27	0.11	0.092 (J)	0.35	0.11	0.27		
8/24/2021		0.095 (J)	0.11					
8/25/2021	0.097 (J)			0.15	0.038 (J)	0.19		
2/22/2022	0.047 (J)					0.093 (J)		
2/23/2022		0.075 (J)	0.086 (J)	0.22	0.05 (J)			
8/2/2022						0.074 (J)		
8/3/2022	0.12		0.079 (J)	0.2				
8/4/2022		0.072 (J)			0.087 (J)			
2/7/2023			0.076 (J)			0.25		
2/8/2023	0.11	0.074 (J)		0.14	0.084 (J)			
8/1/2023	0.15		0.1		0.11			
8/2/2023		0.087 (J)		0.2		0.25		
2/6/2024	0.12			0.17				
2/7/2024		0.081 (J)	0.089 (J)		0.063 (J)	0.29		
8/13/2024	<0.5							
8/14/2024		<1	<0.5	<1	<1	0.12		
12/9/2024							<1	<0.5
2/4/2025	<0.5		<0.5	<1	<1	0.043 (J)		<0.5
2/5/2025		<1					<1	
8/5/2025	0.19 (J)						0.18 (J)	0.29
8/6/2025		0.19 (J)	0.17 (J)	0.2	0.15 (J)	0.26		
2/3/2026		0.17 (J)	0.21	0.35		0.27		
2/4/2026	0.15 (J)				0.31		0.25	0.23
Mean	0.1839	0.3891	0.2179	0.2823	0.2685	0.2157	0.6075	0.38

ND substitution: RL or RL/2 if <15% NDs.

Confidence Interval

Constituent: Fluoride (mg/L) Analysis Run 4/27/2026 11:45 AM View: Appendix IV - Confidence Intervals

Plant McIntosh Client: Southern Company Data: McIntosh AP-1

	MGWC-1	MGWC-2	MGWC-3	MGWC-7	MGWC-8	MGWC-12	MGWC-19	MGWC-20
Std. Dev.	0.07367	0.4296	0.1859	0.1125	0.3506	0.06682	0.4541	0.1407
Upper Lim.	0.2183	0.19	0.23	0.3348	0.15	0.2491	0.3027	0.3281
Lower Lim.	0.1494	0.076	0.083	0.2297	0.088	0.1991	0.1432	0.1919

Confidence Interval

Constituent: Lead (mg/L) Analysis Run 4/27/2026 11:45 AM View: Appendix IV - Confidence Intervals

Plant McIntosh Client: Southern Company Data: McIntosh AP-1

	MGWC-1	MGWC-2	MGWC-3	MGWC-7	MGWC-8	MGWC-12
5/5/2016				<0.001	<0.001	
5/6/2016	<0.001	<0.001	<0.001			
6/21/2016	<0.001	<0.001	<0.001	0.0003 (J)	<0.001	0.0001 (J)
8/15/2016				<0.001	<0.001	
8/16/2016	<0.001	<0.001	<0.001			<0.001
9/28/2016	<0.001			<0.001	<0.001	
9/29/2016		<0.001	<0.001			<0.001
11/16/2016	<0.001	<0.001	<0.001	<0.001	<0.001	<0.001
1/17/2017			<0.001	<0.001	<0.001	
1/18/2017		<0.001				<0.001
1/19/2017	<0.001					
3/2/2017	<0.001	<0.001	<0.001	<0.001	<0.001	<0.001
4/18/2017	<0.001		<0.001	<0.001	<0.001	
4/19/2017		<0.001				
4/25/2017						<0.001
7/13/2017						<0.001
3/29/2018	<0.001			<0.001		<0.001
3/30/2018		<0.001	<0.001		<0.001	
1/29/2019	<0.001	<0.001	<0.001	<0.001	<0.001	<0.001
1/28/2020				<0.001		<0.001
1/29/2020	<0.001	<0.001	<0.001		<0.001	
3/10/2020	<0.001	<0.001	<0.001	<0.001	<0.001	<0.001
9/16/2020		<0.001				<0.001
9/17/2020	<0.001		<0.001	<0.001	<0.001	
1/26/2021	0.00058 (J)	0.00014 (J)	0.00017 (J)	<0.001	0.00019 (J)	<0.001
3/24/2021	<0.001	<0.001	<0.001	<0.001	<0.001	<0.001
8/24/2021		<0.001	<0.001			
8/25/2021	<0.001			0.00019 (J)	0.00022 (J)	<0.001
2/22/2022	<0.001					<0.001
2/23/2022		<0.001	<0.001	<0.001	<0.001	
8/2/2022						<0.001
8/3/2022	<0.001		<0.001	0.00021 (J)		
8/4/2022		<0.001			<0.001	
2/7/2023			<0.001			<0.001
2/8/2023	<0.001	<0.001		<0.001	<0.001	
8/1/2023	<0.001		<0.001		<0.001	
8/2/2023		<0.001		<0.001		<0.001
2/6/2024	<0.001			<0.001		
2/7/2024		0.00027 (J)	<0.001		<0.001	<0.001
8/13/2024	<0.001					
8/14/2024		<0.001	<0.001	<0.001	<0.001	<0.001
2/4/2025	<0.001		0.00034 (J)	<0.001	<0.001	<0.001
2/5/2025		<0.001				
8/5/2025	<0.001					
8/6/2025		<0.001	<0.001	<0.001	<0.001	<0.001
2/3/2026		<0.001	<0.001	<0.001		<0.001
2/4/2026	<0.001				<0.001	
Mean	0.0009832	0.0009364	0.0009404	0.000908	0.0009364	0.000964
Std. Dev.	8.4E-05	0.0002209	0.0002077	0.0002548	0.0002202	0.00018
Upper Lim.	0.001	0.001	0.001	0.001	0.001	0.001
Lower Lim.	0.00058	0.00027	0.00034	0.0003	0.00022	0.0001

ND substitution: RL or RL/2 if <15% NDs.

Confidence Interval

Constituent: Lithium (mg/L) Analysis Run 4/27/2026 11:45 AM View: Appendix IV - Confidence Intervals

Plant McIntosh Client: Southern Company Data: McIntosh AP-1

	MGWC-1	MGWC-2	MGWC-3	MGWC-7	MGWC-8	MGWC-12	MGWC-19	MGWC-20
5/5/2016				0.0586	0.0252 (J)			
5/6/2016	0.0128 (J)	<0.05	0.0113 (J)					
6/21/2016	0.0102 (J)	0.0047 (J)	0.0103 (J)	0.122	0.0228 (J)	0.0112 (J)		
8/15/2016				0.12	0.026			
8/16/2016	0.012	0.0043 (J)	0.01			0.014		
9/28/2016	0.012			0.12	0.026			
9/29/2016		0.0048 (J)	0.01			0.017		
11/16/2016	0.013	0.0058	0.014	0.13	0.031	0.016		
1/17/2017			0.014	0.14	0.032			
1/18/2017		0.0051				0.015		
1/19/2017	0.011							
3/2/2017	0.013	0.0061	0.013	0.13	0.031	0.015		
4/18/2017	0.0097		0.01	0.11	0.023			
4/19/2017		0.0042 (J)						
4/25/2017						0.013		
7/13/2017						0.014		
3/29/2018	0.017			0.17		0.032		
3/30/2018		0.008	0.017		0.058			
6/12/2018						0.019		
6/13/2018	0.0094	0.0054	0.011	0.12	0.035			
10/10/2018	0.011	0.0055	0.013	0.13	0.046	0.027		
12/5/2018				0.14	0.043	0.026	0.0029 (J)	
12/6/2018	0.01	0.0066	0.015					0.0053
1/29/2019	0.0109	0.00537	0.0106	0.112	0.0361	0.0172		
3/26/2019	0.01	0.0051	0.012	0.12	0.043	0.02		
9/10/2019	0.012	0.0074	0.015	0.11	0.042	0.023		
1/28/2020				0.13		0.022		
1/29/2020	0.0096	0.0059	0.012		0.037			
3/10/2020	<0.025	0.0068	0.014	0.11	0.028	0.018		
9/16/2020		0.0055				0.025		
9/17/2020	0.0086		0.012	0.11	0.039			
1/26/2021	0.011	0.0066	0.014	0.12	0.032	0.021		
3/24/2021	0.013	0.0066	0.013	0.13	0.011	0.018		
8/24/2021		0.0062	0.012					
8/25/2021	0.0096			0.12	0.037	0.017		
2/22/2022	0.01					0.022		
2/23/2022		0.0066	0.013	0.13	0.028			0.0066
8/2/2022						0.026		
8/3/2022	0.01		0.013	0.13				
8/4/2022		0.0063			0.021			0.011
2/7/2023			0.014			0.024		
2/8/2023	0.01	0.0065		0.14	0.012			
8/1/2023	0.0084		0.011		0.012			
8/2/2023		0.0031 (J)		0.13		0.019		
2/6/2024	0.0084			0.12				
2/7/2024		0.0051	0.0081		0.0076	0.03		
8/13/2024	0.011							
8/14/2024		0.0065	0.012	0.15	0.007	0.022		
12/9/2024							0.0051	0.0029 (J)
2/4/2025	0.016		0.017	0.16	0.012	0.031		0.01
2/5/2025		0.0087					0.0045 (J)	
8/5/2025	0.013 (J)						0.0075 (J)	0.0081 (J)

ND substitution: RL or RL/2 if <15% NDs.

Confidence Interval

Constituent: Lithium (mg/L) Analysis Run 4/27/2026 11:45 AM View: Appendix IV - Confidence Intervals

Plant McIntosh Client: Southern Company Data: McIntosh AP-1

	MGWC-1	MGWC-2	MGWC-3	MGWC-7	MGWC-8	MGWC-12	MGWC-19	MGWC-20
8/6/2025		0.0091 (J)	0.014 (J)	0.18	0.014 (J)	0.02		
2/3/2026		0.0094 (J)	0.014 (J)	0.17		0.025		
2/4/2026	0.014 (J)				0.015 (J)		0.0074 (J)	0.0083 (J)
Mean	0.0113	0.006742	0.01264	0.1288	0.02776	0.02065	0.00548	0.007457
Std. Dev.	0.002075	0.003728	0.002061	0.02277	0.01275	0.005451	0.00197	0.002778
Upper Lim.	0.01224	0.0066	0.01357	0.14	0.03349	0.0231	0.008782	0.01076
Lower Lim.	0.01037	0.00537	0.01172	0.12	0.02203	0.0182	0.002178	0.004158

Confidence Interval

Constituent: Mercury (mg/L) Analysis Run 4/27/2026 11:45 AM View: Appendix IV - Confidence Intervals

Plant McIntosh Client: Southern Company Data: McIntosh AP-1

	MGWC-2	MGWC-3	MGWC-7	MGWC-8	MGWC-12
5/5/2016			<0.0002	<0.0002	
5/6/2016	<0.0002	<0.0002			
6/21/2016	<0.0002	<0.0002	<0.0002	<0.0002	<0.0002
8/15/2016			<0.0002	0.00015 (J)	
8/16/2016	7.8E-05 (J)	<0.0002			<0.0002
9/28/2016			<0.0002	<0.0002	
9/29/2016	<0.0002	<0.0002			<0.0002
11/16/2016	0.0001 (J)	7E-05 (J)	8E-05 (J)	0.00021	8.6E-05 (J)
1/17/2017		<0.0002	<0.0002	7.6E-05 (J)	
1/18/2017	<0.0002				<0.0002
3/2/2017	<0.0002	<0.0002	<0.0002	<0.0002	<0.0002
4/18/2017		<0.0002	<0.0002	0.00018 (J)	
4/19/2017	<0.0002				
4/25/2017					<0.0002
7/13/2017					<0.0002
3/29/2018			<0.0002		7.4E-05 (J)
3/30/2018	<0.0002	<0.0002		0.00013 (J)	
6/12/2018					<0.0002
6/13/2018	<0.0002	<0.0002	<0.0002	0.00074	
10/10/2018	<0.0002	<0.0002	<0.0002	0.00013 (J)	<0.0002
1/29/2019	<0.0002	<0.0002	<0.0002	<0.0002	<0.0002
1/28/2020			<0.0002		<0.0002
1/29/2020	<0.0002	<0.0002		0.00012 (J)	
3/10/2020	<0.0002	<0.0002	<0.0002	<0.0002	<0.0002
9/16/2020	<0.0002				<0.0002
9/17/2020		<0.0002	<0.0002	0.00014 (J)	
1/26/2021	<0.0002	<0.0002	<0.0002	0.0025	<0.0002
3/24/2021	<0.0002	<0.0002	<0.0002	<0.0002	<0.0002
8/24/2021	<0.0002	<0.0002			
8/25/2021			<0.0002	0.0041	<0.0002
10/26/2021				<0.0002	
2/22/2022					<0.0002
2/23/2022	<0.0002	<0.0002	<0.0002	0.00028	
8/2/2022					<0.0002
8/3/2022		<0.0002	<0.0002		
8/4/2022	<0.0002			0.00068	
2/7/2023		<0.0002			<0.0002
2/8/2023	<0.0002		<0.0002	0.00026	
8/1/2023		<0.0002		0.00014 (J)	
8/2/2023	<0.0002		<0.0002		<0.0002
2/6/2024			<0.0002		
2/7/2024	<0.0002	<0.0002		0.00052	<0.0002
8/14/2024	<0.0002	<0.0002	<0.0002	0.00051	<0.0002
2/4/2025		<0.0002	<0.0002	0.00084	<0.0002
2/5/2025	<0.0002				
8/6/2025	<0.0002	<0.0002	<0.0002	0.00029	<0.0002
2/3/2026	<0.0002	<0.0002	<0.0002		<0.0002
2/4/2026				0.00033	
Mean	0.0001918	0.0001952	0.0001956	0.0004974	0.0001911
Std. Dev.	2.978E-05	2.502E-05	2.309E-05	0.000844	3.207E-05
Upper Lim.	0.0002	0.0002	0.0002	0.00033	0.0002
Lower Lim.	0.0001	7E-05	8E-05	0.00018	8.6E-05

ND substitution: RL or RL/2 if <15% NDs.

Confidence Interval

Constituent: Molybdenum (mg/L) Analysis Run 4/27/2026 11:45 AM View: Appendix IV - Confidence Intervals

Plant McIntosh Client: Southern Company Data: McIntosh AP-1

	MGWC-1	MGWC-7	MGWC-8	MGWC-12
5/5/2016		0.00351 (J)	<0.005	
5/6/2016	0.0021 (J)			
6/21/2016	0.002 (J)	<0.005	<0.005	0.002 (J)
8/15/2016		<0.005	<0.005	
8/16/2016	0.0019 (J)			0.0012 (J)
9/28/2016	0.0018 (J)	<0.005	<0.005	
9/29/2016				0.0014 (J)
11/16/2016	<0.005	<0.005	<0.005	<0.005
1/17/2017		<0.005	<0.005	
1/18/2017				<0.005
1/19/2017	0.0011 (J)			
3/2/2017	0.0012 (J)	<0.005	<0.005	<0.005
4/18/2017	0.0013 (J)	<0.005	0.0037 (J)	
4/25/2017				<0.005
7/13/2017				<0.005
3/29/2018	0.0017 (J)	<0.005		<0.005
3/30/2018			<0.005	
6/12/2018				<0.005
6/13/2018	0.00087 (J)	<0.005	<0.005	
10/10/2018	<0.005	<0.005	<0.005	<0.005
1/29/2019	<0.005	<0.005	<0.005	<0.005
1/28/2020		<0.005		<0.005
1/29/2020	0.0015 (J)		<0.005	
3/10/2020	<0.005	<0.005	<0.005	<0.005
9/16/2020				0.0024 (J)
9/17/2020	0.0012 (J)	<0.005	<0.005	
1/26/2021	0.0016 (J)	<0.005	<0.005	<0.005
3/24/2021	0.0029 (J)	<0.005	<0.005	<0.005
8/25/2021	0.00088 (J)	<0.005	<0.005	<0.005
2/22/2022	0.0014 (J)			0.00064 (J)
2/23/2022		<0.005	<0.005	
8/2/2022				0.00093 (J)
8/3/2022	0.0011 (J)	<0.005		
8/4/2022			<0.005	
2/7/2023				<0.005
2/8/2023	0.0012 (J)	<0.005	<0.005	
8/1/2023	0.0012 (J)		<0.005	
8/2/2023		<0.005		<0.005
2/6/2024	0.00099 (J)	<0.005		
2/7/2024			<0.005	<0.005
8/13/2024	0.0011 (J)			
8/14/2024		<0.005	<0.005	<0.005
2/4/2025	0.0011 (J)	<0.005	<0.005	<0.005
8/5/2025	<0.005			
8/6/2025		<0.005	<0.005	<0.005
2/3/2026		<0.005		<0.005
2/4/2026	0.00086 (J)		<0.005	
Mean	0.002074	0.004945	0.004952	0.004206
Std. Dev.	0.00149	0.0002868	0.0002502	0.001541
Upper Lim.	0.0021	0.005	0.005	0.005
Lower Lim.	0.0011	0.00351	0.0037	0.0024

ND substitution: RL or RL/2 if <15% NDs.

Confidence Interval

Constituent: Selenium (mg/L) Analysis Run 4/27/2026 11:45 AM View: Appendix IV - Confidence Intervals

Plant McIntosh Client: Southern Company Data: McIntosh AP-1

	MGWC-1	MGWC-2	MGWC-3	MGWC-7	MGWC-8	MGWC-12
5/5/2016				<0.005	<0.005	
5/6/2016	<0.005	<0.005	<0.005			
6/21/2016	<0.005	<0.005	<0.005	<0.005	<0.005	<0.005
8/15/2016				<0.005	0.00033 (J)	
8/16/2016	<0.005	<0.005	<0.005			<0.005
9/28/2016	<0.005			<0.005	0.00038 (J)	
9/29/2016		<0.005	<0.005			<0.005
11/16/2016	<0.005	<0.005	<0.005	<0.005	<0.005	<0.005
1/17/2017			<0.005	<0.005	<0.005	
1/18/2017		<0.005				<0.005
1/19/2017	<0.005					
3/2/2017	<0.005	<0.005	<0.005	<0.005	<0.005	<0.005
4/18/2017	<0.005		<0.005	<0.005	0.0024	
4/19/2017		<0.005				
4/25/2017						<0.005
7/13/2017						<0.005
3/29/2018	0.0005 (J)			0.00026 (J)		0.00027 (J)
3/30/2018		0.00045 (J)	0.00044 (J)		0.00027 (J)	
6/12/2018						<0.005
6/13/2018	<0.005	<0.005	<0.005	<0.005	<0.005	
10/10/2018	0.00036 (J)	<0.005	<0.005	<0.005	0.00039 (J)	<0.005
1/29/2019	<0.005	<0.005	<0.005	<0.005	<0.005	<0.005
1/28/2020				<0.005		<0.005
1/29/2020	<0.005	<0.005	<0.005		<0.005	
1/26/2021	<0.005	<0.005	<0.005	<0.005	<0.005	<0.005
2/22/2022	<0.005					<0.005
2/23/2022		<0.005	<0.005	<0.005	<0.005	
8/2/2022						<0.005
8/3/2022	<0.005		<0.005	<0.005		
8/4/2022		<0.005			<0.005	
2/7/2023			<0.005			<0.005
2/8/2023	<0.005	<0.005		<0.005	<0.005	
8/1/2023	<0.005		<0.005		<0.005	
8/2/2023		<0.005		<0.005		<0.005
2/6/2024	<0.005			<0.005		
2/7/2024		<0.005	<0.005		<0.005	<0.005
8/13/2024	<0.005					
8/14/2024		<0.005	<0.005	<0.005	<0.005	<0.005
2/4/2025	<0.005		<0.005	<0.005	<0.005	<0.005
2/5/2025		<0.005				
8/5/2025	<0.005					
8/6/2025		<0.005	<0.005	0.0034 (J)	<0.005	<0.005
2/3/2026		<0.005	<0.005	<0.005		<0.005
2/4/2026	<0.005				<0.005	
Mean	0.004603	0.004802	0.004802	0.004724	0.004077	0.004794
Std. Dev.	0.001317	0.0009487	0.0009508	0.001029	0.001833	0.0009863
Upper Lim.	0.005	0.005	0.005	0.005	0.005	0.005
Lower Lim.	0.0005	0.00045	0.00044	0.0034	0.0024	0.00027

ND substitution: RL or RL/2 if <15% NDs.

Confidence Interval

Constituent: Thallium (mg/L) Analysis Run 4/27/2026 11:45 AM View: Appendix IV - Confidence Intervals

Plant McIntosh Client: Southern Company Data: McIntosh AP-1

	MGWC-1	MGWC-2	MGWC-3	MGWC-7	MGWC-8	MGWC-12
5/5/2016				<0.001	<0.001	
5/6/2016	<0.001	<0.001	<0.001			
6/21/2016	9E-05 (J)	<0.001	<0.001	<0.001	0.0001 (J)	<0.001
8/15/2016				<0.001	0.00016 (J)	
8/16/2016	<0.001	<0.001	<0.001			<0.001
9/28/2016	<0.001			<0.001	0.00014 (J)	
9/29/2016		<0.001	<0.001			<0.001
11/16/2016	<0.001	<0.001	<0.001	<0.001	9E-05 (J)	<0.001
1/17/2017			<0.001	<0.001	0.00016 (J)	
1/18/2017		<0.001				<0.001
1/19/2017	<0.001					
3/2/2017	<0.001	<0.001	<0.001	<0.001	0.00018 (J)	<0.001
4/18/2017	9.5E-05 (J)		<0.001	<0.001	0.00019 (J)	
4/19/2017		<0.001				
4/25/2017						<0.001
7/13/2017						<0.001
3/29/2018	0.00014 (J)			<0.001		<0.001
3/30/2018		<0.001	<0.001		0.00027 (J)	
6/12/2018						<0.001
6/13/2018	<0.001	<0.001	<0.001	<0.001	0.00027 (J)	
10/10/2018	<0.001	<0.001	<0.001	<0.001	0.00025 (J)	<0.001
1/29/2019	<0.001	<0.001	<0.001	<0.001	<0.001	<0.001
1/28/2020				<0.001		<0.001
1/29/2020	0.00032 (J)	0.00021 (J)	0.00037 (J)		0.00042 (J)	
3/10/2020	<0.001	<0.001	0.00016 (J)	<0.001	0.00025 (J)	0.00015 (J)
9/16/2020		<0.001				0.00027 (J)
9/17/2020	0.00016 (J)		<0.001	<0.001	0.00031 (J)	
1/26/2021	0.00016 (J)	<0.001	<0.001	0.00016 (J)	0.0003 (J)	<0.001
3/24/2021	<0.001	<0.001	<0.001	<0.001	<0.001	<0.001
8/24/2021		<0.001	<0.001			
8/25/2021	<0.001			<0.001	0.0004 (J)	<0.001
2/22/2022	<0.001					<0.001
2/23/2022		<0.001	<0.001	<0.001	<0.001	
8/2/2022						<0.001
8/3/2022	<0.001		<0.001	<0.001		
8/4/2022		<0.001			<0.001	
2/7/2023			<0.001			<0.001
2/8/2023	<0.001	<0.001		<0.001	<0.001	
8/1/2023	<0.001		<0.001		<0.001	
8/2/2023		<0.001		<0.001		<0.001
2/6/2024	<0.001			<0.001		
2/7/2024		<0.001	<0.001		<0.001	<0.001
8/13/2024	<0.001					
8/14/2024		<0.001	<0.001	<0.001	<0.001	<0.001
2/4/2025	<0.001		<0.001	<0.001	<0.001	<0.001
2/5/2025		<0.001				
8/5/2025	<0.001					
8/6/2025		<0.001	<0.001	<0.001	<0.001	<0.001
2/3/2026		<0.001	<0.001	<0.001		<0.001
2/4/2026	<0.001				<0.001	
Mean	0.0008135	0.0009707	0.0009456	0.0009689	0.0005737	0.0009415
Std. Dev.	0.0003574	0.000152	0.0001983	0.0001617	0.0003954	0.0002115

ND substitution: RL or RL/2 if <15% NDs.

Confidence Interval

Constituent: Thallium (mg/L) Analysis Run 4/27/2026 11:45 AM View: Appendix IV - Confidence Intervals

Plant McIntosh Client: Southern Company Data: McIntosh AP-1

	MGWC-1	MGWC-2	MGWC-3	MGWC-7	MGWC-8	MGWC-12
Upper Lim.	0.001	0.001	0.001	0.001	0.001	0.001
Lower Lim.	0.00032	0.00021	0.00037	0.00016	0.00019	0.00027

FIGURE K.

Appendix IV Trend Tests - Confidence Interval Exceedances - Significant Results

Plant McIntosh Client: Southern Company Data: McIntosh AP-1 Printed 4/27/2026, 11:48 AM

Constituent	Well	Slope	Calc.	Critical	Sig.	N	%NDs	Normality	Xform	Alpha	Method
Lithium (mg/L)	**MGWA-11 (bg)**	**0.001294**	**162**	**112**	**Yes**	**30**	**0**	**n/a**	**n/a**	**0.05**	**NP**
Lithium (mg/L)	**MGWC-7**	**0.002977**	**132**	**112**	**Yes**	**30**	**0**	**n/a**	**n/a**	**0.05**	**NP**

Appendix IV Trend Tests - Confidence Interval Exceedances - All Results

Plant McIntosh Client: Southern Company Data: McIntosh AP-1 Printed 4/27/2026, 11:48 AM

Constituent	Well	Slope	Calc.	Critical	Sig.	N	%NDs	Normality	Xform	Alpha	Method
Lithium (mg/L)	MGWA-5 (bg)	0.0002355	96	112	No	30	3.333	n/a	n/a	0.05	NP
Lithium (mg/L)	MGWA-6 (bg)	0	-19	-112	No	30	83.33	n/a	n/a	0.05	NP
Lithium (mg/L)	MGWA-6A (bg)	0	13	53	No	18	66.67	n/a	n/a	0.05	NP
Lithium (mg/L)	MGWA-10 (bg)	0.00008834	65	112	No	30	3.333	n/a	n/a	0.05	NP
Lithium (mg/L)	**MGWA-11 (bg)**	**0.001294**	**162**	**112**	**Yes**	**30**	**0**	**n/a**	**n/a**	**0.05**	**NP**
Lithium (mg/L)	**MGWC-7**	**0.002977**	**132**	**112**	**Yes**	**30**	**0**	**n/a**	**n/a**	**0.05**	**NP**

Sanitas™ v.10.1.06 Software licensed to Groundwater Stats Consulting. UG
Hollow symbols indicate censored values.

Sen's Slope Estimator

MGWA-5 (bg)

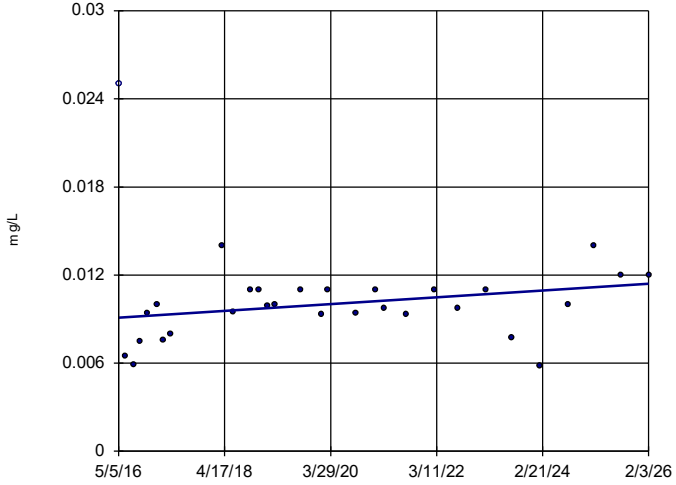

n = 30

Slope = 0.0002355 units per year.

Mann-Kendall statistic = 96
critical = 112

Trend not significant at 95% confidence level (α = 0.025 per tail).

Constituent: Lithium Analysis Run 4/27/2026 11:46 AM View: Appendix IV - Trend Tests
Plant McIntosh Client: Southern Company Data: McIntosh AP-1

Sanitas™ v.10.1.06 Software licensed to Groundwater Stats Consulting. UG
Hollow symbols indicate censored values.

Sen's Slope Estimator

MGWA-6 (bg)

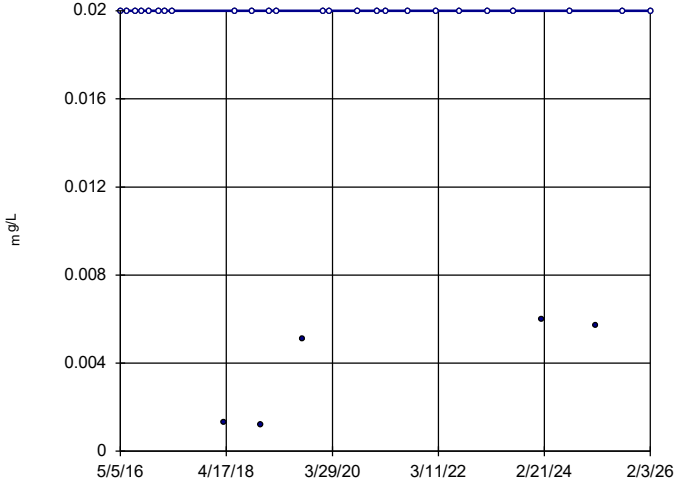

n = 30

Slope = 0 units per year.

Mann-Kendall statistic = -19
critical = -112

Trend not significant at 95% confidence level (α = 0.025 per tail).

Constituent: Lithium Analysis Run 4/27/2026 11:46 AM View: Appendix IV - Trend Tests
Plant McIntosh Client: Southern Company Data: McIntosh AP-1

Sanitas™ v.10.1.06 Software licensed to Groundwater Stats Consulting. UG
Hollow symbols indicate censored values.

Sen's Slope Estimator

MGWA-6A (bg)

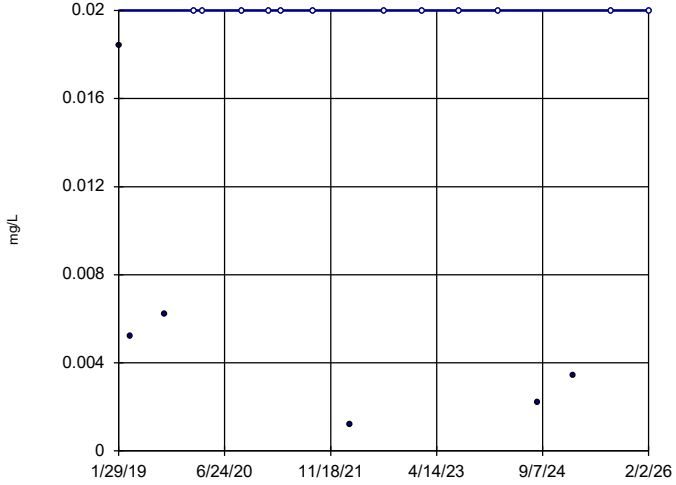

n = 18

Slope = 0 units per year.

Mann-Kendall statistic = 13
critical = 53

Trend not significant at 95% confidence level (α = 0.025 per tail).

Constituent: Lithium Analysis Run 4/27/2026 11:46 AM View: Appendix IV - Trend Tests
Plant McIntosh Client: Southern Company Data: McIntosh AP-1

Sanitas™ v.10.1.06 Software licensed to Groundwater Stats Consulting. UG
Hollow symbols indicate censored values.

Sen's Slope Estimator

MGWA-10 (bg)

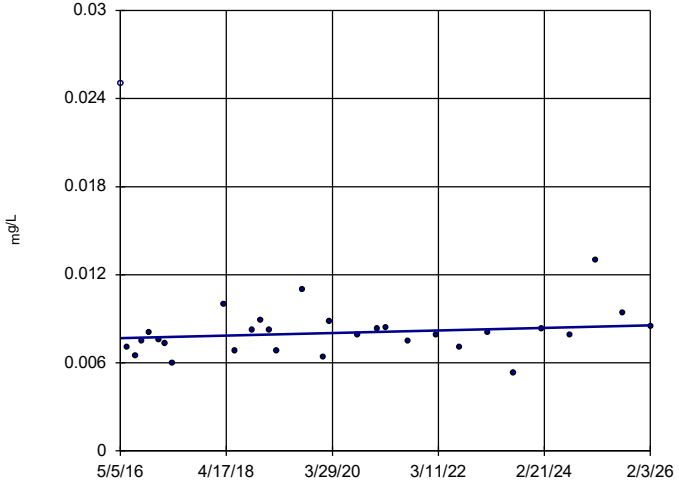

n = 30

Slope = 0.00008834 units per year.

Mann-Kendall statistic = 65
critical = 112

Trend not significant at 95% confidence level (α = 0.025 per tail).

Constituent: Lithium Analysis Run 4/27/2026 11:46 AM View: Appendix IV - Trend Tests
Plant McIntosh Client: Southern Company Data: McIntosh AP-1

Sen's Slope Estimator

MGWA-11 (bg)

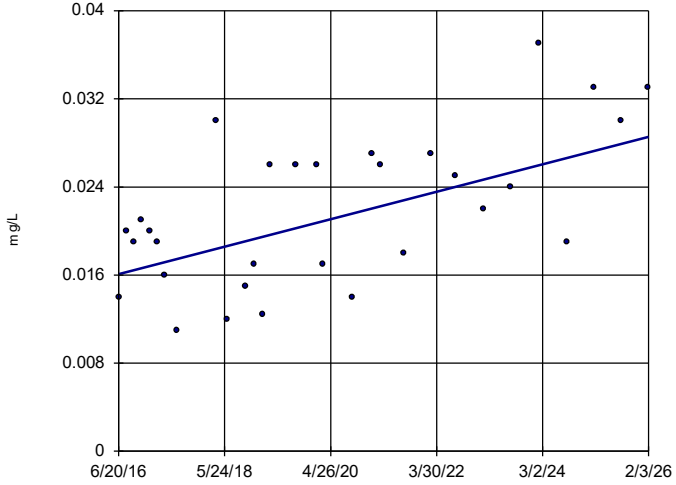

n = 30

Slope = 0.001294 units per year.

Mann-Kendall statistic = 162 critical = 112

Increasing trend significant at 95% confidence level (α = 0.025 per tail).

Constituent: Lithium Analysis Run 4/27/2026 11:46 AM View: Appendix IV - Trend Tests

Plant McIntosh Client: Southern Company Data: McIntosh AP-1

Sanitas™ v.10.1.06 Software licensed to Groundwater Stats Consulting. UG

Sen's Slope Estimator

MGWC-7

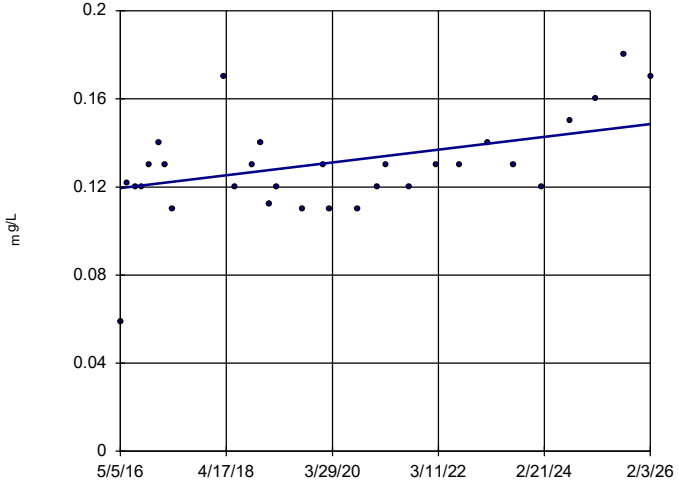

n = 30

Slope = 0.002977 units per year.

Mann-Kendall statistic = 132 critical = 112

Increasing trend significant at 95% confidence level (α = 0.025 per tail).

Constituent: Lithium Analysis Run 4/27/2026 11:46 AM View: Appendix IV - Trend Tests

Plant McIntosh Client: Southern Company Data: McIntosh AP-1

APPENDIX D

Semiannual Remedy Selection and Design Progress Report

2026 Semiannual Remedy Selection and Design Progress Report

Plant McIntosh – Former Ash Pond 1
981 Old Augusta Road Central
Rincon, Georgia

August 31, 2026

2026 Semiannual Remedy Selection and Design Progress Report

Plant McIntosh – Former Ash Pond 1
981 Old Augusta Road Central
Rincon, Georgia

August 31, 2026

Prepared by:
Arcadis U.S., Inc.
2389 Paces Ferry Road
Suite 1000
Atlanta
Georgia 30339
Tel 770 431 8666
Fax 770 435 2666

Prepared for:
Georgia Power Company

Adam Dettmer
Project Geologist

Geoffrey Gay, P.E.
Georgia Registration No. 27801
Technical Expert (Eng), Vice President

Contents

Certification Statement v

Acronyms and Abbreviations vi

1 Introduction 1

1.1 Purpose 1

1.2 Site Location and Description 2

1.1 Closure Activities 2

1.2 Nature and Extent of Appendix IV Constituents 2

2 Summary of Work Completed 3

2.1 High-Resolution Site Characterization 3

2.1.1 Hydraulic Profiling Tool 3

2.1.2 Direct-Push Technology – Vertical Aquifer Profiling 4

2.1.3 Direct Push Technology – Soil Sampling 4

2.1.4 Monitoring Well Installation 5

2.2 Bench-Scale Treatability Testing 5

2.2.1 Reagent Effectiveness Testing for In-Situ Treatment 5

2.2.2 Batch Sorption Testing 6

2.2.3 Leachability/Desorption Testing of Naturally Occurring Lithium 6

3 Summary of Results 7

3.1 Hydraulic Profiling Tool 7

3.2 Vertical Aquifer Profiling Groundwater and Soil 8

3.2.1 Vertical Aquifer Profiling – Groundwater 8

3.2.2 Vertical Aquifer Profiling – Soil 8

3.3 Monitoring Well Installation and Sampling 9

3.4 Bench-Scale Treatability Study 9

3.4.1 Reagent Effectiveness Testing for In-Situ Injections 9

3.4.2 Batch Sorption Testing 10

3.4.3 Leachability/Desorption Testing of Naturally Occurring Lithium 10

3.4.4 Bench-Scale Treatability Study Summary 10

4 Conceptual Site Model Summary and Update 11

5 Evaluation of Corrective Measures 12
5.1 Geochemical Approaches (In Situ Injection) 12
5.2 Hydraulic Containment 12
5.3 Monitored Natural Attenuation 13
5.4 Permeable Reactive Barrier 13
5.5 Phytoremediation 14
5.6 Subsurface Vertical Barrier Walls 15
5.7 Summary 15
6 Planned Activities and Schedule 16
7 References 16

Tables

Table 1 Remedy Evaluation Summary
Table 2 High-Resolution Site Characterization Analytical Data Summary – Vertical Aquifer Profiling Groundwater
Table 3 High-Resolution Site Characterization Analytical Data Summary – Soil
Table 4 High-Resolution Site Characterization Analytical Data Summary – Mineralogy and Cation Exchange Capacity

Figures

Figure 1 Appendix IV GWPS Exceedances
Figure 2 MGWC-7 Concentration Trends
Figure 3 Isoconcentration Map, Lithium – February 2026
Figure 4 High-Resolution Site Characterization Locations
Figure 5a Cross-Section A-A’
Figure 5b Cross-Section B-B’ – Lithium Results
Figure 5c Cross-Section C-C’ – Lithium Results
Figure 6 Groundwater Constituent Correlations

Attachments

Attachment 1 Hydraulic Profiling Tool Logs

Attachment 2 Vertical Aquifer Profiling Groundwater Sampling Logs

Attachment 3 Data Validation and Laboratory Analytical Reports

Attachment 4 Soil Boring Logs

Attachment 5 Bench-Scale Treatability Study Memo – July 30, 2026

Certification Statement

I hereby certify that this 2026 Semiannual Remedy Selection and Design Progress Report (2026 Progress Report), for Georgia Power Company's Plant McIntosh – Ash Pond 1 (AP-1) was prepared in conformance with the United States Environmental Protection Agency coal combustion residual rule (40 Code of Federal Regulations [CFR] 257 Subpart D) and the Georgia Environmental Protection Division Rules for Solid Waste Management 391-3-4-.10. This 2026 Progress Report describes the progress made during the first semiannual period of 2026 in selecting and designing a remedy previously documented in the Assessment of Corrective Measures Report, dated May 16, 2025 (Arcadis U.S., Inc. 2025). I hereby certify that I am a qualified groundwater scientist, in accordance with the Georgia Rules of Solid Waste Management, and 40 CFR Part 258.50(g).



8/31/2026

J. Geoffrey Gay, P.E.
Technical Expert (Eng)
Georgia Registration No. PE 27801

Date

Acronyms and Abbreviations

2026 Progress Report	2026 Semiannual Remedy Selection and Design Progress Report
ACC	Atlantic Coast Consulting, Inc.
ACM	Assessment of Corrective Measures
AP-1	Ash Pond 1
Arcadis	Arcadis U.S., Inc.
bgs	below ground surface
CCR	coal combustion residuals
CEC	cation exchange capacity
CFR	Code of Federal Regulations
CSM	conceptual site model
DPT	direct-push technology
EC	electrical conductivity
Eurofins	Eurofins Environment Testing
FluxSorb	FluxSorb RC X M0111
GA EPD	Georgia Environmental Protection Division
GEI	GEI Consultants, Inc.
Georgia Power	Georgia Power Company
GWPS	groundwater protection standard
HPT	hydraulic profiling tool
HRSC	high-resolution site characterization
ISI	in situ injection
ISS	in situ stabilization/solidification
ITRC	Interstate Technology Regulatory Council
iZVI	CleanER iZVI
K	hydraulic conductivity
MDL	method detection limit
mg/kg	milligram per kilogram
mg/L	milligram per liter
MNA	monitored natural attenuation
P&T	pump and treat

PRB	permeable reactive barrier
PVC	polyvinyl chloride
Site	Plant McIntosh – Ash Pond 1, located at 981 Old Augusta Road Central, Rincon, Georgia
SSL	statistically significant level
TDS	total dissolved solids
USEPA	United States Environmental Protection Agency
VAP	vertical aquifer profile
XRD	X-ray diffraction

1 Introduction

On behalf of Georgia Power Company (Georgia Power), Arcadis U.S., Inc. (Arcadis) prepared this 2026 Semiannual Remedy Selection and Design Progress Report (2026 Progress Report) for Plant McIntosh – Ash Pond 1 (AP-1), located at 981 Old Augusta Road Central, Rincon, Georgia (Site). This 2026 Progress Report describes the progress made during the first semiannual period of 2026 in selecting and designing a remedy previously documented in the Assessment of Corrective Measures Report (ACM Report; Arcadis 2025).

1.1 Purpose

In accordance with the United States Environmental Protection Agency's (USEPA's) coal combustion residual (CCR) rule (40 Code of Federal Regulations [CFR] 257 Subpart D; published in 80 FR 21302-21501, April 17, 2015) (CCR Rule or The Rule), and on behalf of the Georgia Power Company (Georgia Power), Arcadis prepared this Progress Report pursuant to 40 CFR § 257.97(a) and Georgia Environmental Protection Division (GA EPD) Rule 391-3-4.10(6)(a). This 2026 Progress Report documents activities conducted in support of the remedy selection process. This 2026 Progress Report is provided as Appendix D to the 2026 Semiannual Groundwater Monitoring and Corrective Action Report (Atlantic Coast Consulting Inc. [ACC] 2026). Georgia Power will continue to include future semiannual remedy selection progress reports as an appendix to routine groundwater monitoring reports until a remedy is selected and proposed for preliminary review by the GA EPD in a draft remedy selection report.

To support the ACM and development of the remedy selection, this Progress Report summarizes the nature and extent of constituents determined to be present at statistically significant levels (SSLs) exceeding applicable reference groundwater protection standards (GWPS) for Appendix IV CCR constituents.

The ACM report (Arcadis 2025) addresses the occurrence of lithium in groundwater at statistically significant levels (SSLs). Based on the most recent groundwater monitoring report, an SSL for lithium has been determined for monitoring well MGWC-7 at AP-1, as shown on Figure 1.

Pursuant to 40 CFR § 257.97, Georgia Power is evaluating the potential corrective measures presented in the ACM Report (Arcadis 2025) and the Annual Remedy Selection and Design Progress Report dated January 30, 2026 (Arcadis 2026) to identify an appropriate remedy or combination of remedies as soon as feasible. The ACM Report presented the following corrective measures as potentially feasible for use at the Site:

- Geochemical approaches (in situ injection [ISI]);
- Hydraulic containment (pump and treat [P&T]);
- Monitored natural attenuation (MNA);
- Permeable reactive barrier (PRB);
- Phytoremediation; and
- Subsurface vertical barrier walls.

The evaluation of corrective measures was first completed in the ACM Report (Arcadis 2025) and has been updated based on data obtained during a high-resolution site characterization (HRSC) performed in January 2026; treatability testing performed in February, March, and April 2026; and evaluations of corrective action alternatives completed in the first half of 2026 (Table 1).

1.2 Site Location and Description

Plant McIntosh is an electrical power generation plant located in Effingham County, Georgia, approximately 4 miles northeast of Rincon and 20 miles north of Savannah. The plant property is situated on the western bank of the Savannah River at Big Kiffer Point. AP-1 is located on the eastern portion of Plant McIntosh, approximately 0.5 mile west of the Savannah River and approximately 0.75 mile south of Lockner Creek.

The facility was originally constructed in the late 1960s and early 1970s, and power generation began in 1978. The generation facility consisted of one coal-fired unit and eight simple-cycle combustion turbine generators. In 1982, the steam unit, which was originally designed to burn fuel oil, was converted to burn coal. AP-1 was constructed in conjunction with this conversion and was used to store CCR produced during the electric generating process at the Site until it ceased operations in April 2019. The footprint of AP-1 is shown on Figure 1.

1.1 Closure Activities

Georgia Power completed closure of AP-1 between 2019 and 2021 by dewatering and removing the CCR material. AP-1 ceased receipt of CCR and all waste streams on April 17, 2019. CCR removal has been certified as complete, and the area has been graded and restored. The closure of AP-1 in this manner provides source control that reduces the potential for migration of CCR constituents to groundwater. In a letter dated October 5, 2021, the GA EPD acknowledged that all CCR removal had been completed at the Site. Corrective measures discussed in this 2026 Progress Report are being evaluated to address an SSL at MGWC-7 remaining in groundwater downgradient of the closed impoundment. Source control has been implemented as part of the closure process and is not specifically intended as a corrective measure. However, there is a strong potential for source control to limit future impacts and improve groundwater quality.

1.2 Nature and Extent of Appendix IV Constituents

Groundwater monitoring of the surficial aquifer has been performed at AP-1 since 2016. Groundwater results through February 2026 have shown an SSL of lithium at MGWC-7. The recent groundwater assessment data are provided in the accompanying 2026 Semiannual Groundwater Monitoring and Corrective Action Report (ACC 2026). Historical groundwater analytical data reported in routine groundwater monitoring and corrective action reports are summarized for MGWC-7 in Figure 2 to demonstrate how groundwater conditions have changed in conjunction with closure activities as part of the groundwater remedy.

Appendix III and IV parameters have been monitored in the monitoring well network since 2016. Concentrations of Appendix III parameters (boron, sulfate, and total dissolved solids [TDS]) have increased at MGWC-7 since AP-1 closure in 2021 (Figure 2). Lithium concentrations at MGWC-7 have also increased since AP-1 closure and reached a maximum (0.18 milligram per liter [mg/L]) in August 2025 (Figure 2). The increases in lithium concentrations and Appendix III parameters are concomitant with observed decreases in groundwater elevation and are likely due to the groundwater system equilibrating following closure of AP-1. Groundwater flow directions have also shifted from northeasterly to east since AP-1 closure. The concentrations of lithium that exceed the groundwater protection standard (GWPS) at SSLs are limited to MGWC-7, as shown on the isoconcentration map for lithium (Figure 3).

Closure activities at Plant McIntosh, including excavation and removal of CCR, and surface restoration, can reduce CCR impacts to groundwater. Removal of CCR and surface restoration removed the source of CCR

constituents, which will likely enhance the groundwater quality in the area with time. Georgia Power will continue data collection as necessary to support refinement of the conceptual site model (CSM) presented in the Hydrogeologic Assessment Report (GEI Consultants, Inc. [GEI] 2019) and to further evaluate the feasibility of each corrective measure evaluated and retained in this 2026 Progress Report.

The 2026 HRSC investigation was completed to further characterize the nature and extent of lithium exceeding the GWPS. The results from the 2026 HRSC and associated updates to the CSM are provided in Sections 3 and 4, respectively.

2 Summary of Work Completed

This section summarizes activities conducted to evaluate the extent and variability of lithium, groundwater flow dynamics, and the fate and transport of lithium via the 2026 HRSC and bench-scale treatability testing.

2.1 High-Resolution Site Characterization

An HRSC was completed in January 2026 to further characterize groundwater flow properties at the Site and the nature and extent of lithium exceeding the GWPS. The 2026 HRSC investigation objectives include:

- Evaluate the extent and variability of lithium; and
- Refine the understanding of current groundwater flow.

To achieve these objectives, this investigation included the following activities:

- Advancement of 13 hydraulic profiling tool (HPT) locations via direct-push technology (DPT) to evaluate the relative hydraulic conductivity (K) of aquifer sediments and potential groundwater flow paths near monitoring well MGWC-7, at the locations shown on Figure 4.
- Advancement of seven DPT vertical aquifer profile (VAP) locations and concurrent collection of groundwater samples to evaluate groundwater geochemical conditions controlling the fate and transport of lithium, and to delineate lithium concentrations in soil and groundwater across the investigation area.
- Collection of soil samples from the seven DPT VAP locations to evaluate soil composition and geochemical conditions potentially influencing groundwater concentrations as well as the fate and transport of lithium.

2.1.1 Hydraulic Profiling Tool

An HPT is a probe that is advanced through the subsurface using DPT methods. Basic operation occurs through the injection of a small amount of clean water as it is advanced to develop a log of the relative K versus depth as it is advanced through the subsurface. The probe tracks the injection flow rate and backpressure to estimate K. Generally, higher pressure responses correspond to fine-grained, tighter sediments such as silts and clays, while low-pressure responses correspond to coarser-grained, more permeable sediments such as sands and gravels. Electrical conductivity (EC) is logged simultaneously to supplement differentiation of stratigraphic units. Generally, a high EC indicates a smaller grain size, while a low EC indicates a larger grain size. Clays typically exhibit high EC; however, some clay minerals may not respond to EC. Further, groundwater with high ionic strength or salt content can mask formation EC responses related to geology, making interpretations difficult when based solely on EC.

A total of 13 HPT locations shown on Figure 4 were advanced with DPT to evaluate relative K to identify potential groundwater flow pathways. HPT logs are provided in Attachment 1 and results from the investigation are discussed in Section 3.

2.1.2 Direct-Push Technology – Vertical Aquifer Profiling

VAP is an investigation method where depth-discrete groundwater samples are collected at multiple depths from a single boring. Typically, multiple locations are used to develop a transect perpendicular to groundwater flow and/or along groundwater flow. By combining these multiple VAP locations, a one-time snapshot of data is available to refine the understanding of lithium distribution within the subsurface and to evaluate treatment technologies under consideration that are sensitive to geochemical conditions (i.e., ISI, P&T, MNA, and PRB). VAP samples were collected through a screen-point sampler advanced using DPT drilling and low-flow sampling methods.

A total of eight VAP groundwater samples were collected from seven locations (one duplicate), which were co-located within approximately 5 feet of respective HPT locations (Figure 4). Samples were submitted under chain-of-custody to Eurofins Environment Testing (Eurofins), located in Atlanta, Georgia for analysis of: i) Appendix III constituents; ii) total and dissolved lithium, aluminum, iron, manganese; major cations (calcium, magnesium, potassium, and sodium); and iii) alkalinity. Field parameters (pH, dissolved oxygen, oxidation-reduction potential (ORP), temperature, specific conductance, turbidity, and depth to water) were also recorded. A submersible pump was used to collect each VAP sample from the primary sand lithologic unit after sufficiently purging the boring for any HPT-injected water, and once field parameters were stabilized. VAP groundwater sampling logs are provided in Attachment 2 and VAP results from the investigation are discussed further in Section 3.

The analytical data were reviewed and are considered usable for meeting project objectives; results are presented in Table 2. Data validation and laboratory analytical reports are provided in Attachment 3. Samples collected through the VAP sampling process can exhibit elevated turbidity, which can artificially elevate total metals concentrations. Therefore, groundwater samples collected through VAP were analyzed for both total and dissolved metals to assess geochemical conditions and the distribution of lithium in the subsurface near MGWC-7. In addition, based on the expected particulate effects due to the nature of VAP sampling methods, only dissolved lithium concentrations were evaluated in comparison to GWPS.

2.1.3 Direct Push Technology – Soil Sampling

Soil samples were collected concurrently with VAP samples via DPT from of seven of the 13 HRSC data collection locations shown on Figure 4. Continuous soil cores were collected at 5 feet below ground surface (bgs) to total depth for logging of lithology and soil sampling. Boring logs for the DPT locations are provided in Attachment 4.

Soil samples were collected from seven of 13 HRSC data collection locations from the primary lithologies (shallower reddish clay and underlying the primary sand lithologic units) encountered at the Site based on the prior CSM (GEI 2019). Samples were submitted to Eurofins for total metals analysis. In addition, samples were collected from both the reddish clay and underlying primary sand lithologic units from a subset of three of the seven soil sample locations and sent to SGS, located in Lakefield, Ontario, for the identification of bulk mineral phases by semiquantitative X-ray diffraction (XRD) and cation exchange capacity (CEC) testing. XRD and CEC sample results support the development of the CSM, interpretation of 2026 HRSC results, and bench-scale treatability testing discussed in Section 2.2. Soil sampling results are presented in Section 3.2.

2.1.4 Monitoring Well Installation

One new assessment monitoring well (MGWC-25) was installed via rotosonic drilling methods in the current downgradient direction of MGWC-7, where lithium exceeds the GWPS. MGWC-25 was installed to support the understanding of current (i.e., post-AP-1 closure) groundwater flow direction and delineation of lithium. MGWC-25 installation also provides an additional groundwater monitoring point in the anticipated downgradient direction from MGWC-7. The location of MGWC-25 (co-located with HPT-13) was informed by HPT results indicating that permeable sands were present for monitoring well placement at that location**.**

MGWC-25 was installed to a depth of 39.41 feet bgs using 2-inch-diameter Schedule 40 polyvinyl chloride (PVC) and a pre-packed U-pack screened interval of 29 to 39 feet bgs. Additional annular materials included #20/40 filter pack sand, hydrated bentonite pellets, and Portland cement. The well was completed with a Schedule 40 PVC riser and concrete well pad.

Following the installation of MGWC-25, the well was developed and sampled for Appendix III metals (total and dissolved), total and dissolved lithium, major cations (total and dissolved magnesium, potassium, and sodium), major anions (alkalinity, chloride, fluoride, and sulfate), and TDS. MGWC-25 was added to the assessment monitoring program and sampled during this semiannual assessment monitoring event. Groundwater monitoring results are included in the accompanying 2026 Semiannual Groundwater Monitoring and Corrective Action Report (ACC 2026). Boring and development logs for MGWC-25 are provided in the Groundwater Monitoring Well Installation Report (MGWC-25) provided in Appendix A of the 2026 Semiannual Groundwater Monitoring and Corrective Action Report.

2.2 Bench-Scale Treatability Testing

Geochemical approaches (ISI) are one of the potential corrective measures for lithium in groundwater at the Site. As such, the efficacy of various reagents at removing lithium from groundwater was evaluated in batch tests using groundwater and soil samples collected from the Site during 2026 HRSC field activities.

Naturally occurring sorption and desorption processes (including ion exchange) play a major role in controlling lithium concentrations in groundwater. Specifically, sorption to the aquifer matrix has the potential to remove lithium ions from groundwater and retard its transport. In addition, lithium is anticipated to be present as a charge-balancing exchangeable cation on ion-exchange sites of clay minerals naturally present beneath AP-1. As such, lithium in ion-exchange complexes have the potential to be released from clay mineral surfaces into groundwater due to interactions with high-ionic strength water (i.e., CCR leachate or CCR-influenced groundwater) exhibiting elevated TDS. Therefore, batch sorption and leachability (i.e. desorption) tests were performed to evaluate the lithium sorption capacity of the aquifer along with the potential lithium release mechanism from soils beneath the Site. A memo describing field sample collection, bench-scale testing, laboratory analyses, and results is provided in Attachment 5. The scope of work and results are summarized below.

2.2.1 Reagent Effectiveness Testing for In-Situ Treatment

ISI technology is the application of reagents in the subsurface to influence the solubility, mobility, and/or toxicity of target constituents. The performance of ISI is sensitive to the geochemical and hydrogeologic environment. As such, batch reagent effectiveness trials were performed with soil collected from the primary sands lithologic unit collected upgradient of lithium-impacted monitoring well MGWC-7. Soil from the primary sand lithologic unit was selected for batch reagent effectiveness trials because if ISI is selected as the corrective measure for lithium in

groundwater, injections would occur into this lithologic unit where most site monitoring wells are screened. Batch reagent effectiveness tests used groundwater containing lithium collected from MGWC-7.

The primary objective of the reagent effectiveness testing was to evaluate the efficacy of three potential reagents (CleanER iZVI [iZVI], sodium carbonate, and an activated carbon FluxSorb RC X M0111 [FluxSorb]) in decreasing the dissolved lithium concentration from site groundwater in the presence of site soils. Reagent effectiveness testing also evaluated the potential effect of the reagents on the solubility of Appendix IV constituents other than lithium. One dose of iZVI and two doses of sodium carbonate and FluxSorb were evaluated. The experimental design included two controls that contained either site groundwater or site groundwater with soil. The testing served to compare reagent performance and provide information on the range of dose conditions that may be successful at removing lithium from site groundwater in the presence of site soils after 1- and 14-day reaction times.

2.2.2 Batch Sorption Testing

To assess the sorption mechanism, capacity, and ability of site soil from the two primary lithologic units (reddish clay and primary sands) beneath AP-1 to attenuate dissolved lithium in site groundwater, bench-scale sorption tests were completed with site groundwater and reddish clay or primary sands soil. The bench-scale sorption tests consisted of batch reactors with either reddish clay or primary sands soil and MGWC-7 groundwater collected during 2026 HRSC field activities. The reactors examined different ratios of soil to groundwater spanning 4 orders of magnitude, ranging from 0.001 to 1, and included one duplicated trial of the 0.1 soil-to-groundwater ratio. Control reactors containing only groundwater without soil were included to verify that sorption to the reaction vessel or precipitation of solids did not occur. Initial test conditions, such as reactor pH and lithium concentrations, were measured prior to test startup for comparison to post-test conditions.

2.2.3 Leachability/Desorption Testing of Naturally Occurring Lithium

Cations commonly found in groundwater, such as calcium and magnesium, can displace lithium from exchange sites on soils, releasing lithium to groundwater. Data presented in the Supplemental Information for the Ash Pond 1 Alternate Source Demonstration (Georgia Power 2019), which demonstrates the lack of dissolved lithium in leachate samples collected from CCR porewater, indicate that the lithium observed in groundwater downgradient of former AP-1 may be due to naturally occurring lithium present in the aquifer matrix (i.e., a “geogenic” source of lithium). Specifically, lithium is anticipated to be present as an ion-exchange complex within clay minerals that are naturally present in the aquifer.

Batch leachability (i.e., desorption) testing was performed to evaluate lithium release from soil surfaces in the aqueous phase by mixing with solutions of varying ionic strength. Specifically, two synthetic groundwater recipes were created:

- One test solution with low concentrations of TDS to mimic the major ion chemistry of background groundwater at the Site; and
- One test solution with high concentrations of TDS to approximate CCR-influenced groundwater downgradient of AP-1.

A third test solution, based on Tessier et al. (1979), but modified to use a decreased concentration (0.1 molar) of magnesium chloride, was tested to measure the total extractable amount of lithium in the soil samples. The experimental design consisted of 2026 HRSC soil samples from reddish clay and primary sand lithologic units

discussed in Section 2.1.2, reacted with the three test solutions, for either 1- or 14-day reaction times. Similar to the reagent effectiveness and sorption tests, initial test conditions such as reactor pH and lithium concentrations, were measured prior to test startup for comparison to post-test conditions. Additionally, stock solutions of the three leach-test solutions were sampled and submitted for analysis to ensure lithium was not present as an impurity in the reagents at measurable concentrations.

3 Summary of Results

This section summarizes the results from the 2026 HRSC investigation and bench-scale treatability testing summarized in Sections 2.1 and 2.2, respectively.

3.1 Hydraulic Profiling Tool

Results from the HPT investigation are consistent with observations from soil boring logs of existing monitoring wells and the prior CSM (GEI 2019). Figures 5a, 5b, and 5c show cross sections with HPT-estimated-K observations, estimated water-table surface, and stratigraphy based on soil core descriptions. Cross sections were oriented with respect to groundwater flow, as follows:

- Section A-A' (Figure 5a) oriented in perpendicular direction relative to groundwater flow;
- Section B-B' (Figure 5b) generally parallel to the former groundwater flow direction prior to closure of AP-1; and
- Section C-C' (Figure 5c) aligned with the current direction of groundwater flow (i.e., post-closure of AP-1).

Variations in the estimated K observations are representative of variations in fine versus coarse sediments, with low-K values observed where mixtures of silty to clayey sand, silts, and clays are predominant and high-K values observed where sands and gravels are predominant. In addition to broad layers of fine and coarse sediments, there are numerous laminations and seams of contrasting sediments interspersed throughout the aquifer that may have the effect of inhibiting or augmenting groundwater flow in areas of low or high K, respectively.

HPT observations confirm the presence of a shallow fine-grained unit, generally consistent with the reddish clay lithologic unit identified in the prior CSM (GEI 2019) from approximately 10 to 20 feet bgs across numerous soil borings. This low-K unit presumably underlies the former ash basins and extends to the north, northeast, and south/southeast of former AP-1 based on observations in HPT results and co-located soil borings. HPT results and soil boring characterizations corroborate the reddish clay lithologic unit overall as containing a laminated to lensed structure with thin seams of relatively higher-K sand units. The thin seams of relatively higher-K sand units have the potential to serve as preferential pathways for infiltrating surface water to the underlying aquifer. The shallower low-K clay unit increases in thickness to the southeast and northeast while the contact with the underlying higher-K sand unit becomes deeper, as shown on Cross-Sections A-A' (Figure 5a) and B-B' (Figure 5b), respectively. Beneath the shallower low-K clay unit, stratigraphic observations in both the HPT results and soil borings transition to a continuous saturated unit of higher-K, sand- and silt-dominant facies where most site monitoring wells are screened, consistent with historical site descriptions of the primary sands unit (GEI 2019).

Results indicate that this continuous zone of higher-K consists primarily of sand with varying degrees of silt and/or clay mixtures as interbeds. This higher-K unit apparently becomes more heterogeneous with increasing clay mixtures and interbeds with distance to the northeast and east/southeast, as shown on Figures 5b and 5c, respectively. As the saturated higher-K unit approaches the thicker zone of overlying clay unit to the east, it

becomes more heterogenous and interbedded. The overlying clay units and heterogeneity within the higher-K unit may contribute to the surrounding geochemical environment, including dissolved lithium concentrations.

3.2 Vertical Aquifer Profiling Groundwater and Soil

The 2026 HRSC provided rapid one-time data collection to assess the lateral distribution and extent of lithium in groundwater and soil in the area north-northeast of AP-1 and near MGWC-7. Data collection locations are shown on Figure 4.

3.2.1 Vertical Aquifer Profiling – Groundwater

VAP sampling results delineated lithium concentrations exceeding the GWPS (0.04 mg/L) to the east, northeast, and southeast of MGWC-7. Dissolved lithium in groundwater exceeding the GWPS is limited to two locations immediately upgradient and downgradient of detection monitoring well MGWC-7 at HPT/SB/VAP-01 and HPT/SB/VAP-12 (Table 2). These results support the characterization of the groundwater flow path from the northeastern corner of AP-1 near HPT/SB/VAP-01 to MGWC-7 and extending to the east-southeast at HPT/SB/VAP-12 toward newly installed MGWC-25 (Section 3.3) as shown on Figure 3. It should be noted that elevated total lithium concentrations relative to dissolved lithium concentrations were expected and are due to particulate effects associated with the VAP (i.e., grab) sample method. As such, total lithium concentrations are not anticipated to reflect what is dissolved in groundwater, and dissolved lithium concentrations are more appropriate for comparison to the GWPS.

VAP results (Table 2) and routine monitoring data from downgradient monitoring wells also indicate that the correlation between dissolved lithium concentrations and CCR constituent indicators (i.e., lithium versus boron, or lithium versus sulfate) is not as strong as the correlation between CCR constituent indicators (i.e., boron versus sulfate) as shown on Figure 6. Locations with relatively greater boron and sulfate concentrations did not always have associated elevated dissolved lithium as would be expected if CCR was the direct source of lithium. For example, boron and sulfate at HPT/SB/VAP-04 were among the greatest boron and sulfate concentrations measured during the VAP sampling program, but had the lowest dissolved lithium concentrations measured during 2026 HRSC activities (Figure 6). The lack of correlation between dissolved lithium in VAP groundwater samples and known CCR constituents would be expected if the source of lithium were ion-exchange complexes on the surfaces of naturally occurring clay minerals (i.e., a “geogenic” source of lithium).

3.2.2 Vertical Aquifer Profiling – Soil

Total lithium results in sand and clay soil samples collected during the 2026 HRSC (Table 3) show that lithium concentrations are variable and ranged from 1.1 milligrams per kilogram (mg/kg) in sample MCI-SB12-19-20 to 4 mg/kg in MCI-SB04-21-22 for sand soil types, and 1.2 mg/kg (MCI-SB06-12-13) to 14 mg/kg (MCI-SB08-21-22) in samples collected from clay. The greatest overall lithium concentration was measured in MCI-SB08-21-22 from the shallow low-K clay unit from soil boring HPT/VAP/SB-08. With the exception of soil samples from soil boring HPT/VAP/SB-06 (MCI-SB06-12-13 and MCI-SB06-20-21), lithium concentrations were greater in the samples collected from the shallow low-K clay unit than those taken from the underlying sand unit (Table 3; Figures 5a, 5b, and 5c). Similarly, concentrations for metal analytes commonly associated with phyllosilicates and secondary clay minerals (i.e., aluminum, potassium, magnesium, and iron) were greater in samples from clay lithology than the

underlying sand. These results are consistent with the conceptualization that clay minerals naturally occurring in soils beneath the Site are a potential source of lithium measured in groundwater.

A subset of the soil samples collected for total metals analysis were submitted for XRD and CEC analysis to identify the minerals in site soils and quantify the associated CEC. Samples were collected from both the reddish clay lithologic unit (i.e., the shallow low-K clay unit) and the underlying primary sand lithologic unit from borings HPT/VAP/SB-01, HPT/VAP/SB-04, and HPT/VAP/SB-08 (Figure 4). XRD results (Table 4) indicate that the soils were predominantly quartz (32.3 to 80.1 percent by weight), with samples collected from the shallow low-K clay unit containing expectedly greater clay mineral abundances (20.1 to 37.7 percent by weight) than samples collected from the deeper higher-K sand unit (4 to 6.8 percent by weight). XRD and soil total metals analyses indicate a generally positive correlation between clay mineral abundance and soil lithium concentrations in soil where higher clay mineral abundance aligns with relatively greater lithium concentrations. CEC results (Table 4) indicate that the CECs were generally greater in samples collected from the shallow low-K clay unit relative to samples collected from the higher-K sand unit. Similar to XRD results, a generally positive correlation exists between soil lithium concentration and CEC. XRD and CEC results further support the conceptualization that clay soils are a potential source of groundwater lithium, and lithium is likely present as an ion-exchange complex on the surface of clay minerals.

3.3 Monitoring Well Installation and Sampling

Following the HPT investigation, 2026 HRSC data collection point HPT-13 was used to inform the placement and installation of assessment monitoring well MGWC-25. This new well provides an additional groundwater monitoring point to improve the understanding of groundwater flow direction and distribution of lithium in the current (i.e., post-AP-1 closure) downgradient direction of MGWC-7. MGWC-25 was installed using rotosonic drilling methods approximately 240 feet downgradient of MGWC-7 (Figure 4). MGWC-25 was screened within the primary sands lithologic unit from 29 to 39 feet bgs (i.e., comparable to the screened interval at MGWC-7). Further information regarding the installation and development of MGWC-25 is provided in the Groundwater Monitoring Well Installation Report (MGWC-25) as Appendix A to the accompanying 2026 Semiannual Groundwater Monitoring and Corrective Action Report (ACC 2026).

The groundwater elevation and lithium concentration measured at MGWC-25 during the February 2026 semiannual assessment monitoring event confirm that MGWC-25 is located in the current downgradient direction of MGWC-7 and delineates the dissolved lithium plume to less than the 0.04 mg/L GWPS (Figure 3) downgradient of MGWC-7. Groundwater flow directions and analytical results are discussed in the accompanying 2026 Semiannual Groundwater Monitoring and Corrective Action Report (ACC 2026).

3.4 Bench-Scale Treatability Study

This section summarizes the results from the bench-scale treatability study. A technical memorandum discussing the bench-scale treatability study and results is provided in Attachment 5.

3.4.1 Reagent Effectiveness Testing for In-Situ Injections

Dissolved lithium concentrations were successfully decreased to less than the lithium GWPS of 0.04 mg/L and the 0.0037 mg/L method detection limit (MDL) for both doses (4 and 8 percent by weight) of FluxSorb (Table 5-7 and Figure 5-2 in Attachment 5). In all FluxSorb trials, dissolved lithium was not measured greater than the MDL after

1 day of mixing and remained less than the MDL after 14 days. Tests containing 1.25 percent by weight iZVI also lowered lithium concentrations to less than the 0.04 mg/L GWPS after 14 days of mixing, although concentrations remained greater than the MDL. Both doses of sodium carbonate (0.5 and 2 grams per liter) lowered dissolved lithium concentrations relative to the control reactors, which did not contain reagents, although lithium concentrations remained greater than the 0.04 mg/L GWPS. No additional Appendix IV constituents were generated in reactors containing reagents relative to the control reactors.

3.4.2 Batch Sorption Testing

Lithium sorption to soil from the reddish clay lithologic unit was measured in three of four soil-to-groundwater ratios tested (0.01, 0.1, and 1) and up to 65 percent lithium removal was measured in the highest ratio tested using reddish clay soil collected from HPT-13 (Tables 5-3 and Figure 5-3 in Attachment 5). In sorption trials containing soil from the primary sands lithologic unit, sorption was measured in two of four soil-to-groundwater ratios tested (0.1 and 1) and up to 54 percent lithium removal was observed. For both soil types, percent lithium removal was proportional to the soil-to-groundwater ratio, indicating that sorption of lithium to the soil was the associated mechanism for lithium mass removal from the aqueous phase.

3.4.3 Leachability/Desorption Testing of Naturally Occurring Lithium

The leachability testing program demonstrated that lithium naturally present in soils beneath AP-1 can be released (i.e., leached or desorbed) from ion-exchange sites on soil surfaces when a high-TDS solution displaces a relatively lower TDS solution (Table 5-6 and Figure 5-4 in Attachment 5). Lithium concentrations yielded from reactors containing soil samples leached with the high-TDS solution were consistently greater than samples leached with low-TDS solution. Soil sample MCI-SB08-21-22 collected from the reddish clay lithologic unit exhibited the greatest concentrations of extractable lithium, with 0.018 mg/L lithium leached with the high-TDS solution and the extractable lithium increased proportionally to the TDS of the leach test solution (Table 5-6 in Attachment 5). This soil sample also exhibited the greatest CEC and clay-mineral abundance, based on CEC and XRD results presented in Section 3.2. This is a strong line of evidence supporting the source of groundwater lithium as the fraction of lithium held as an ion-exchange complex on clay minerals beneath AP-1.

In comparison, lithium concentrations in downgradient monitoring wells during the routine February 2026 groundwater monitoring event ranged from 0.0074 mg/L at MGWC-19 to 0.17 mg/L at MGWC-7. The greater lithium concentrations in site monitoring wells relative to leachability test reactors is primarily due to the lower solution-to-soil ratio in situ compared to test reactors, in combination with the accumulation of lithium leached from soil into groundwater along the flow path as groundwater transports downgradient. Groundwater monitoring results from the routine semiannual sampling event are provided in the accompanying 2026 Semiannual Groundwater Monitoring and Corrective Action Report (ACC 2026).

3.4.4 Bench-Scale Treatability Study Summary

As discussed in Attachment 5, the results of bench-scale testing for ISI reagents demonstrated successful treatment of dissolved lithium to concentrations less than GWPS (0.04 mg/L) and the MDL (0.0037 mg/L) under site-comparable conditions after 1 day of mixing for trials containing both doses of FluxSorb (4 and 8 percent by weight). The trials containing iZVI were also effective at decreasing lithium concentrations to less than GWPS after 14 days of mixing. These results support the retention of ISI as a potential corrective measure for lithium in

groundwater at the Site. Additional evaluations will be needed to assess the injectability and efficacy of these reagents in situ.

Additionally, sorption of lithium to the two primary lithologic units (reddish clay and primary sands) beneath AP-1 was measured, with overall more sorption occurring in reactors containing clay soil types, as expected. Leachability (i.e., desorption) testing results demonstrated a geogenic source of dissolved lithium and that the release of lithium from site soils to solution is governed by the solution TDS. Specifically, leachability testing demonstrated that exposure to a high-TDS solution resulted in notably greater dissolved lithium concentrations than soils reacted with a low-TDS solution. These results support the understanding that lithium is present as an ion-exchange complex within clay minerals naturally present in soils beneath AP-1. Taken together, the sorption and leachability testing programs demonstrate the ability of the soil to both release and take up lithium from groundwater. Although the aquifer matrix is ultimately the source of lithium, it may also contribute to lithium attenuation. These results enhance the understanding of lithium fate and transport beneath the Site.

4 Conceptual Site Model Summary and Update

The analytical data presented above are incorporated into the current CSM, summarized below:

- Based on HPT results and soil boring characterizations, a continuous, heterogenous, and saturated sand hydrostratigraphic unit of relatively high-estimated K (consistent with the primary sand lithologic unit described in the prior CSM [GEI 2019]) exists at the elevation in which most monitoring wells are screened. The sand unit is overlain by a low-K clay unit (generally consistent with the reddish clay lithologic unit described in the prior CSM [GEI 2019]) that occurs stratigraphically between the former ash basins and the saturated zone, and contains a laminated-to-lensed structure with thin seams of relatively higher K sand units. The thin seams of relatively higher K sand units have the potential to serve as preferential pathways for infiltrating surface water to the underlying aquifer.
- The saturated higher K sand unit where most monitoring wells are screened becomes more heterogeneous with an increasing clay and silt component, and clay interbeds with distance to the northeast and east/southeast.
- VAP results indicate that the greatest dissolved lithium concentrations at the Site are oriented along the current (i.e., post-AP-1 closure) direction of groundwater flow.
- The correlation between dissolved lithium concentrations and CCR constituents (i.e., boron or sulfate) is not as strong as the correlation between CCR constituent indicators (e.g., calcium and sulfate). This is consistent with the hypothesis that lithium is present as an ion-exchange complex associated with clay minerals naturally present in the aquifer.
- Soils beneath the Site contain measurable lithium concentrations, and soil lithium concentrations are greater in samples collected from the shallow low-K clay unit than samples collected from the deeper high-K sand unit.
- The current (i.e., post-AP-1 closure) direction of groundwater flow near MGWC-7 extends to the east-southeast of MGWC-7 toward MGWC-25, and the area of lithium concentrations greater than the 0.04-mg/L GWPS extends approximately 200 feet downgradient of MGWC-7, west of MGWC-25.
- Lithium sorption to site soils collected from both primary lithologies beneath the Site does occur to some extent based on bench-scale sorption testing.

- Bench-scale leachability testing indicates that lithium occurs as an ion-exchange complex on naturally occurring clay-mineral surfaces in soils beneath AP-1 and can be released to groundwater when low-TDS water is replaced by water with higher TDS.

5 Evaluation of Corrective Measures

The ACM Report (Arcadis 2025) evaluates corrective measures relative to criteria specified in 40 CFR § 257.96(c) and 40 CFR § 257.97(b). This section provides the screening and list of retained corrective measures. This Progress Report will continue to evaluate potential remedial technologies to address the identified SSL for lithium at MGWC-7 as additional site data are collected.

Potential corrective measures were evaluated in the ACM Report (Arcadis 2025) based on site-specific hydrogeological information and the criteria of ease of implementation, performance, and reliability. The evaluation and screening of options are presented in Table 1 and discussed below.

5.1 Geochemical Approaches (In Situ Injection)

ISI is the application of reagents, in various modes, to the subsurface to influence the solubility, mobility, and/or toxicity of inorganic constituents. Although lithium is generally a conservative inorganic species under many environmental conditions, zero-valent iron and carbonate reagents (among others) could potentially be used to immobilize lithium through adsorption and/or co-precipitation. This would be achieved through the creation of in situ reactive zones that immobilize lithium as groundwater passes through.

Recent bench testing results suggest that FluxSorb and iZVI may be effective for ISI for lithium in groundwater under the geochemical conditions at the Site. Estimated K results and soil boring characterizations obtained during the 2026 HRSC suggest that the geology near MGWC-7 (sands and silty sands; Figures 5b and 5c) is amenable to ISI. However, ISI for lithium is not well-understood and the effective delivery of reagents and reagent efficacy in the subsurface requires field pilot testing. This technology is a potentially viable corrective measure and will be retained for further evaluation.

5.2 Hydraulic Containment

Hydraulic control/containment (P&T) uses groundwater extraction to establish a hydraulic gradient to capture and control the migration of groundwater impacted by a constituent of concern. P&T uses extraction wells or trenches to capture groundwater and typically requires a degree of aboveground treatment to remove target analytes and/or prevent constituent migration before water can be discharged to a receiving water body, sewer system, or reinjected to the aquifer. Groundwater P&T can be effective as an interim measure or combined with another measure to provide hydraulic containment to limit constituent migration toward a potential receptor. Groundwater P&T can often require an extended period of continuous operations to restore groundwater quality.

Groundwater extraction for hydraulic control can often effectively address the variety of inorganic constituents encountered at CCR sites, including lithium. P&T can be used as a stand-alone remedy, although it is also compatible with the other groundwater corrective actions that are potentially viable for AP-1. The fact that treatment occurs ex situ allows for wider control on design components, including mixing and contact time with reagents. Space for a treatment building and conveyance must be considered. This technology is a potentially viable corrective measure and will be retained for further evaluation.

5.3 Monitored Natural Attenuation

MNA is defined as the reliance on natural attenuation processes (within the context of a carefully controlled and monitored site cleanup approach) to achieve site-specific remediation objectives within a timeframe that is reasonable compared to that offered by other more active methods (USEPA 2007). The processes by which MNA can occur include physical, chemical, or biological processes that can act without human intervention to reduce the mass, toxicity, mobility, volume, or concentration of contaminants in soil or groundwater. Examples of in situ MNA processes for inorganic constituents such as lithium include sorption, ion exchange, dispersion, and dilution. MNA can be applied as a stand-alone strategy or as a polishing step coupled with other technologies.

According to guidance from the USEPA (2015), a four-tiered approach should be used to establish whether MNA can be successfully implemented at a given site. The four tiers include (USEPA 1999, 2007):

1. Demonstrate that the groundwater plume (area of affected groundwater) is not expanding.
2. Determine that the mechanisms and rates of attenuation are sufficient.
3. Determine whether the capacity of the aquifer is sufficient to attenuate the mass of constituents in groundwater such that the immobilized constituents are stable and will not remobilize.
4. Design a performance monitoring program based on the mechanisms of attenuation and establish contingency remedies (tailored to site-specific conditions) should MNA not perform adequately.

Lithium is characterized as a highly soluble, generally conservative constituent, and success of removal via chemical attenuation processes may be limited. Site monitoring data suggest that attenuation processes for lithium are already occurring, as evidenced by groundwater data from assessment wells, which indicate a reduction in lithium concentrations to less than the GWPS downgradient of MGWC-7 at MGWC-20 and MGWC-25. Recent bench testing suggests that lithium sorption to site soils is occurring, although the sorption capacity of the aquifer (estimated with 2026 HRSC soil samples collected from the saturated zone) may be limited. Based on 2026 HRSC VAP and soil sample results along with recent bench-scale leachability testing, lithium concentrations greater than the GWPS at MGWC-7 likely result from desorption of lithium caused by the arrival of elevated concentrations of cations from AP-1 impacted groundwater. These lines of evidence make MNA a potentially viable corrective measure only in conjunction with other remedial measures (e.g., as a polishing step following ISI). As such, MNA will be retained for further evaluation.

5.4 Permeable Reactive Barrier

PRBs can present a viable alternative for in situ treatment of many inorganic CCR constituents. PRBs are defined as in situ permeable treatment zones, designed to intercept and remediate a contaminant plume (Interstate Technology Regulatory Council [ITRC] 2011). These permeable zones contain reactive media that can address contaminants by manipulating oxidation-reduction conditions (e.g., zero-valent iron, organic substrates) or promoting ionic exchange/sorption (e.g., clays, zeolites, peat moss). One major advantage with PRBs is that they can be a passive strategy. PRBs have been used successfully in the past to treat CCR-contaminated sites; however, limited information and precedent are available to show successful removal of lithium. Further research and additional testing would be required to identify if an appropriate PRB material exists for the attenuation of lithium. Thorough site geochemistry characterization, in addition to bench-scale and pilot testing, would be required to confirm that effective lithium-selective ion exchange media are identified before implementation.

PRBs can be installed using either conventional excavation methods, one-pass trenching method, or trenchless injected emplacement. The feasible depth of implementation varies with construction method. For trenching methods, the trench must be deep enough to intercept the water table and dissolved-plume contaminants, and is typically keyed into a deeper low-permeable unit such as clay, with a typical depth of a one-pass trench of up to 50 feet bgs. After excavation, the trenches are then filled with the specified reactive media mixture. Replaceable media cartridges may be considered if replacements are anticipated to be frequently needed due to fouling. Trenchless injected placement is often fracture-based and can reach greater depths of more than 100 feet bgs. Contaminated water is treated by passively flowing through the reactive media based on the natural hydraulic gradient. PRBs can be combined with impermeable slurry walls to direct groundwater through permeable treatment zones, which can save on construction and long-term maintenance. At AP-1, the SSLs are observed at depths less than 50 feet bgs, making it feasible to install a PRB with a trench-based or trenchless injection method. Subsurface investigations, reactive media, and compatibility testing would be needed before implementation. However, the measure is potentially viable and will be retained for further evaluation.

5.5 Phytoremediation

Phytoremediation uses plants to remove, transfer, or immobilize inorganic contaminants in environmental media. This technique is often more effective when contaminants are at relatively low to moderate concentrations throughout a large area and at shallow depths that are accessible by plant roots. Because MGWC-7 is screened at depths between 28.87 and 38.87 feet bgs, traditional plantings for phytoremediation are not expected to be successful. However, the TreeWell® system, a proprietary system developed by Applied Natural Science, allows implementation at depth using a specialized lined planting unit constructed with optimum planting media to promote downward growth to focus extraction on the target depth interval. The effectiveness of groundwater remediation using traditional phytoremediation approaches can be limited by the soil conditions on site, the target depth of treatment, the climate and ambient water quality, and the availability of appropriate vegetation for remediation.

By installing a cased “well” for tree planting using large-diameter auger technology, extraction of deeper groundwater zones (i.e., more than 50 feet bgs) can be achieved because the surface of the cased well is sealed, and only groundwater from a targeted zone is allowed into the cased-off borehole. This type of system mirrors a traditional mechanical extraction system using the trees as pumps. The TreeWell® system can be used for both hydraulic control of groundwater and treatment of constituents via immobilization/containment mechanisms (for organic and inorganic constituents). With respect to the site-specific conditions, the system would be applied for hydraulic control, but lithium is expected to be either immobilized within the root zone or incidentally taken up into the tree biomass. The layout for a TreeWell® remediation system is generally based on groundwater flow modeling assuming a design uptake rate of approximately 40 to 60 gallons per day per tree. Based on the current understanding of groundwater flow velocities downgradient of former AP-1 (approximately 15.4 feet per year), a phytoremediation approach with a TreeWell® system of 17 to 25 trees may be feasible.

Phytoremediation has the advantages of minimal long-term operation and maintenance requirements, and no aboveground water management infrastructure. It also carries relatively low capital costs. However, phytoremediation requires space and time to reach remediation goals. Because of limitations, a thorough site assessment and pilot testing must be completed to confirm that such a treatment will achieve remedial goals and objectives. These studies may take up to 24 months. Additionally, hydraulic capture would be expected approximately 3 years after planting and, once installed, the time to achieve the GWPS downgradient of the phytoremediation system is anticipated to be long and can take multiple years before the system is treating at

design capacity. Due to the relatively long implementation time, anticipated low to moderate performance toward achieving GWPS as a stand-alone option, and low to moderate ease of implementation, this technology is not retained for further evaluation.

5.6 Subsurface Vertical Barrier Walls

Subsurface vertical barrier walls have been used for seep control and groundwater cutoff at impoundments and waste disposal units for more than 3 decades. In general, barrier walls are designed to provide containment; localized treatment achieved through the sorption or chemical precipitation reactions from construction of the walls are incidental to the design objective.

This approach involves placing a barrier to groundwater flow in the subsurface, frequently around the source area (or the downgradient limits of the source area), to prevent future migration of dissolved constituents in groundwater from beneath the source to downgradient areas. Barrier walls can be used in downgradient applications to limit discharge to surface water, or to reduce aquifer recharge from adjacent surface water features when groundwater extraction wells are placed near a surface water feature. Barrier walls can also be used to direct flow toward remedial components, such as PRBs, through a funnel and gate system.

A variety of barrier materials can be used, including cement and/or bentonite slurries or various mixtures of soil with cement or bentonite, geomembrane composite materials, or driven materials such as steel or vinyl sheet pile. Slurry walls are typically constructed with a soil, bentonite, and water mixture, which forms a low-permeability and highly chemical-resistant barrier. Other wall compositions can be successful (e.g., cement/bentonite, slurry/geomembrane composites) depending on chemical compatibilities with site contaminants (ITRC 2011).

Methods for installation of these low-permeability walls are similar to those described for PRBs. In general, the applicability of slurry walls is limited by the depth of installation, which is approximately 90 feet bgs. Groundwater pumping is required upgradient of the barrier wall to maintain an inward hydraulic gradient. The extracted groundwater would likely require treatment in an aboveground treatment system. Due to the anticipated low performance toward reducing concentrations to less than the GWPS as a stand-alone option, in combination with a low- to moderate-ease of implementation, this technology is not retained for further evaluation.

5.7 Summary

Evaluation of the implementability, effectiveness, and reliability of the potential corrective measures in light of the site-specific hydrogeology identified the following potential corrective measures for implementation at the Site:

- Geochemical approaches (ISI);
- Hydraulic containment;
- MNA; and
- PRBs.

These potential corrective measures, in conjunction with the source control measures, are retained for further consideration and evaluation in the remedy selection process.

6 Planned Activities and Schedule

Georgia Power proactively initiated adaptive site management, as outlined in the ACM Report (Arcadis 2025), to support the remedial strategy and address potential changes in site conditions as appropriate. The adaptive site management approach may be adjusted throughout the site's lifecycle as new site information and technologies become available. To this end, Georgia Power will continue data collection as necessary to support refinement of the CSM and to further evaluate the feasibility of each potential corrective measure retained in this Progress Report. Once sufficient data become available to determine the best corrective measures or possible combination of corrective measures that would provide an effective groundwater remedy, necessary steps will be taken to implement a remedy for former AP-1 in accordance with 40 CFR § 257.98.

To achieve this goal and further the understanding of site conditions to support selection of the remedy from among the retained corrective measures, the following activities are planned for 2026:

- Given that FluxSorb, a potential in-situ injection reagent, was recently developed, it warrants proof-of concept testing at the field-pilot scale. As such, a preliminary field injection pilot test is planned for 2026 as an initial step to evaluate the feasibility and efficacy of injecting FluxSorb under existing site conditions. A pilot study work plan was submitted to GA EPD on July 13.
- Post-injection-pilot test monitoring and further review of the potential feasibility of ISI.
- Continued routine groundwater sampling at Appendix III and IV constituent monitoring locations to analyze and evaluate trends for effectiveness of source control and plume stability.
- Evaluation of general geochemical conditions (i.e., groundwater pH and oxidation-reduction conditions, major ion chemistry, and concentration trends).
- Further activities may include development of a geochemical CSM, which may include groundwater flow and geochemical modeling.

Georgia Power will include future semiannual remedy selection progress reports in routine groundwater monitoring reports to document groundwater conditions, results associated with additional data gathering, and the progress in selecting and designing the remedy in accordance with 40 CFR § 257.97(a). Recordkeeping, notifications, and publicly accessible internet site requirements for the semiannual remedy selection progress reports will be provided in accordance with 40 CFR § 257.105(h)(12), 257.106(h)(9), and 257.107(h)(9), respectively.

7 References

ACC. 2026. 2026 Semiannual Groundwater Monitoring and Corrective Action Report. Plant McIntosh Ash Pond 1. July.

Arcadis. 2025. Assessment of Corrective Measures Report. Georgia Power Company, Plant Yates, Ash Pond 1. May 16.

Arcadis. 2026. Annual Remedy Selection and Design Progress Report. Georgia Power Company, Plant McIntosh, Former Ash Pond 1. January 30.

GEI. 2019. Hydrogeologic Assessment Report. Revision 01. Plant McIntosh – Ash Pond 1. Prepared for Georgia Power Company. December.

Georgia Power. 2019. Supplemental Information for the Ash Pond 1 Alternate Source Demonstration. Plant McIntosh, Former Ash Pond 1. November 21.

ITRC. 2011. Permeable Reactive Barrier: Technology Update. Interstate Technology and Regulatory Council. June. Available online at: https://clu-in.org/download/techfocus/prb/PRB-5-ITRC.pdf. Accessed October 8, 2020.

Tessier, A., P.G.C. Campbell, and M. Bison. 1979. Sequential extraction procedure for the speciation of particulate trace metals. *Analytical Chemistry* 51(7): 844-851.

USEPA. 1999. Use of Monitored Natural Attenuation at Superfund, RCRA Corrective Action, and Underground Storage Tank Sites. U.S. Environmental Protection Agency, Washington, DC, OSWER Directive 9200.4-17P. April.

USEPA. 2007. Monitored Natural Attenuation of Inorganic Contaminants in Ground Water. Volume 1 – Technical Basis for Assessment. U.S. Environmental Protection Agency, Washington, DC, EPA/600/R-07/139. October.

USEPA. 2015. Use of Monitored Natural Attenuation for Inorganic Contaminants in Groundwater at Superfund Sites. Office of Solid Waste and Emergency Response Directive 9283.1-36. August.

Tables

Table 1
Remedy Evaluation Summary
2026 Semiannual Remedy Selection and Design Progress Report
Plant McIntosh – Ash Pond 1
981 Old Augusta Road Central
Rincon, Georgia

Technology	Description	Evaluation Criteria		
		Performance **40 CFR 257.96(c)(1)**	**Reliability** **40 CFR 257.96(c)(1)**	**Ease of Implementation** **40 CFR 257.96(c)(1)**
Geochemical Approaches (in situ injection)	Injection of a chemical or organic substrate to alter geochemical conditions to those more favorable for immobilization of lithium.	*Moderate*. Lithium is generally a conservative inorganic species under many environmental conditions; however, zero-valent iron or carbonate reagents, among others, could potentially be used to immobilize lithium through adsorption and co-precipitation. The application of in-situ injection treatment for immobilization would need to be further investigated to evaluate efficacy. Bench-scale testing has demonstrated that specific amendments are effective in treating dissolved lithium under site comparable conditions.	*Moderate.* Reliability dependent on permeability of the subsurface and the amount and distribution of reagents. Reliable technology if injected materials can be distributed throughout the impacted aquifer. Bench- and/or pilot-scale treatability testing programs are needed to understand the biogeochemical processes that would effectively reduce migration of lithium in groundwater.	*Moderate.* The installation of an injection well network or placement of reagents via injection would be required. The geology near MGWC-7 is favorable for reagent injection and distribution. An evaluation of the reagent injectability, distribution during injections (i.e., radius of influence) and efficacy in situ would be needed to support full-scale design. The potential for clogging of injection well infrastructure would be an implementation consideration.
Hydraulic Containment (pump and treat [P&T])	Use of a groundwater extraction system with a surface treatment system to remove target analytes from the subsurface and/or to control/prevent constituent migration.	*High.* P&T is an effective, demonstrated technology for hydraulic control. The design of the P&T system requires groundwater modeling for the well network and, potentially, design of an aboveground treatment system. However, this remedy typically is not immediately effective for the treatment of metals at trace levels. There is also a possibility of rebounding when operations cease.	*Moderate to high.* Reliability may also depend on attenuation mechanisms and the operation and performance of an ex-situ treatment system if needed. System downtime for maintenance may impact reliability.	*Difficult.* P&T is a longstanding, proven approach that requires installation of extraction wells/trenches. Ex-situ treatment options for lithium are energy-intensive and could generate waste. The level of effort for construction and operation and maintenance (O&M) is relatively high compared to other options and requires on-site staff.
Monitored Natural Attenuation (MNA)	A remedial solution that takes advantage of natural attenuation processes to reduce constituents in soil and groundwater.	*Moderate.* Physical and chemical MNA mechanisms of lithium, including sorption, ion exchange, dispersion, and dilution, may be effective at achieving groundwater protection standards (GWPS) within a reasonable timeframe. Attenuation processes for lithium are already occurring at the Site, as evidenced by data from assessment well MGWC-20. Recent bench testing confirms that lithium sorption to site soils is occurring to some extent, although the sorption capacity of the aquifer may be limited. In addition, site monitoring data and recent site characterization data indicate that lithium in groundwater results from desorption of lithium from naturally occurring clay minerals in site soils caused by the arrival of elevated concentrations of cations from AP-1 impacted groundwater.	*Moderate to high.* The reliability of MNA is moderate to high as long as aquifer attenuation capacity is present and aquifer conditions that result in attenuation remain favorable and/or are being enhanced. A monitoring well network already exists to implement future groundwater monitoring.	*Easy.* A well network for MNA is already in place. Additional data would be needed to show that the existing aquifer attenuation capacity is sufficient to achieve the GWPS within a reasonable timeframe.
Permeable Reactive Barrier (PRB)	Use of reactive material that extends below the water table to intercept and treat groundwater. Can be implemented via permeable subsurface wall or as a funnel and gate system, where a barrier wall directs groundwater to a smaller treatment gate filled with reactive media.	*Moderate.* The PRB approach would be expected to achieve GWPS for lithium as impacted groundwater passes through the reactive barrier if an appropriate reactive barrier can be identified in further evaluations. Additional testing is required to select the appropriate sorptive media mix for lithium.	*Moderate to high.* Reliable groundwater corrective measure, but loss of reactivity through time may require reinstallation depending on the duration of the remedy. Additional data collection, including conducting a bench- and/or pilot-scale study, is needed to better characterize current attenuation mechanisms and/or select the appropriate reactive media mix for a PRB.	*Moderate.* Trenching at depth through clayey and sandy lithologic units down to approximately 40 feet would be required to install a mix of reactive materials in the subsurface. Once installed, treatment will be passive and O&M requirements would be minimal if replacement of the PRB is not necessary.

Table 1
Remedy Evaluation Summary
2026 Semiannual Remedy Selection and Design Progress Report
Plant McIntosh – Ash Pond 1
981 Old Augusta Road Central
Rincon, Georgia

Technology	Description	Evaluation Criteria		
		Performance **40 CFR 257.96(c)(1)**	**Reliability** **40 CFR 257.96(c)(1)**	**Ease of Implementation** **40 CFR 257.96(c)(1)**
Phytoremediation	Use of plants to remove, transfer, or stabilize constituents in soil or groundwater. Within the context of AP-1, this corrective measure would likely use an engineered (proprietary) TreeWell® phytoremediation system along the point of compliance or downgradient edge of the impacted groundwater for hydraulic control and immobilization and uptake in the root zone.	*Low to moderate.* Once established (typically at the end of the third growing season), a TreeWell® system is effective for providing hydraulic containment of groundwater and potential reduction of lithium concentrations through immobilization and/or uptake and sequestration in the tree biomass; however, the main purpose is to provide hydraulic control. Additional aquifer testing and/or groundwater flow modeling would be needed to confirm the suitability of this technology at MGWC-7.	*Moderate.* Engineered phytoremediation is a proven technology in which hydrogeologic factors are considered (e.g., hydraulic conductivity, flow velocity, depth to impacted groundwater zone). This is considered an active remedial approach that uses trees as the "pumps" driving the system. Careful design would be needed to select the proper tree species, which will include consideration of groundwater chemistry, plant uptake of constituents, and groundwater flow modeling to evaluate the required number and placement of TreeWell® units.	*Low to moderate.* Engineered approach has proven effective, and specific depth zones can be targeted. Trees are installed as "tree wells" in a large-diameter boring to get the roots deep enough to intercept impacted groundwater flow paths. Area must be clear of above- and below-ground structures (i.e., power lines). The system, once established (approximately three growing seasons), is a self-maintaining, sustainable remedial system that has no external energy requirements and little maintenance (i.e., efforts normally associated with landscaping).
Subsurface Vertical Barrier Walls	Use of barriers to physically control the migration of impacted groundwater, either directly or through manipulation of groundwater flow.	*Low.* Barrier walls are a proven technology for seepage control and/or groundwater cutoff at impoundments. Sheet-pile walls are limited by the depth of installation, which is typically up to 90 feet below ground surface (bgs). Groundwater impacts at MGWC-7 are observed at depths less than 40 feet bgs. A barrier wall as the sole remedial measure would not likely be effective. A barrier wall could be implemented in conjunction with pumping. An alternative use of this strategy is in a funnel and gate system with a PRB. As such, groundwater with lithium concentrations greater than the GWPS could be directed to treatment gates for passive treatment (in a PRB). Additional subsurface investigations and compatibility testing with groundwater from former AP-1 would be needed before selection and implementation.	*Moderate – with proper installation*. O&M requirements can range significantly, with groundwater extraction and/or subsequent treatment from inside the wall likely required.	*Low to moderate.* Trenching would be required to fill in the slurry mixes; alternatively, sheet piles can be installed without excavation of trenches. The application of barrier walls is limited by the depth of installation and subsurface geology, which will be a consideration at AP-1. Installation methods and materials are readily available. Once installed, aboveground infrastructure to P&T groundwater may be required. O&M requirements are expected to include upkeep of infrastructure components (e.g., pumps, pipes, tanks, instrumentation and controls, aboveground treatment system) and handling of treatment residuals.

Table 1
Remedy Evaluation Summary
2026 Semiannual Remedy Selection and Design Progress Report
Plant McIntosh – Ash Pond 1
981 Old Augusta Road Central
Rincon, Georgia

Technology	Evaluation Criteria			
	Potential Impact 40 CFR 257.96(c)(1)	**Estimated Time to Begin/Complete Remedy 40 CFR 257.96(c)(2)**	**Institutional Requirements 40 CFR 257.96(c)(3)**	**Retain Technology for Further Evaluation?**
Geochemical Approaches (in situ injection)	*Low.* Low impacts are expected if the remedy works as designed based on a thorough pre-design investigation, geochemical modeling, and bench/pilot study results. Consideration of groundwater flow to nearby sensitive environments may be needed. This remedial alternative may unintentionally alter the geochemistry within the aquifer, which may result in the mobilization of other constituents that require treatment. Recent bench testing of potential reagents identified no additional Appendix IV constituents. Short-term risks during remedial activities, such as drilling and operating pressurized injection equipment, can be mitigated through appropriate planning and implementation of health and safety (H&S) measures.	A thorough pre-design investigation, geochemical modeling, and/or bench-scale treatability study and/or field-scale pilot testing may take up to 24 months to obtain the design parameters needed for design and construction of the corrective measure. Well construction is relatively quick (i.e., 1 to 2 months; potentially longer depending on the scale of the remedy), and time for an injection event varies. Time to achieve the GWPS for lithium depends on the attenuation process kinetics of the constituent, as well as amendment longevity, injection layout, and lithium transport properties. The time for complete distribution of the injected materials throughout the treatment area also varies.	An underground injection control (UIC) permit may be required to implement this corrective measure.	Yes.
Hydraulic Containment (P&T)	*Low.* Potential impacts are anticipated to be low. Short-term impacts during the construction of the remedy and long-term impacts during O&M can be mitigated through appropriate planning and H&S measures. Groundwater extraction may unintentionally alter the geochemistry within the hydraulic capture zone.	A thorough pre-design investigation, flow modeling, bench-scale treatability studies, and/or field-scale pilot testing may be needed. These activities may take 12 to 24 months before design, permitting, and construction of the corrective measure. Extraction wells and/or trenches can be installed relatively quickly, while the time until startup is contingent on ex-situ treatment infrastructure. Hydraulic containment can be achieved relatively quickly after startup of the extraction system. However, uncertainty exists with respect to the time to achieve and maintain the GWPS and complete operations; additional data collection may be needed to better understand site mobility and attenuation mechanisms for lithium.	A groundwater extraction permit may be required to withdraw water if high extraction rates are required. Depending on the effluent management strategy, modifications to the existing National Pollutant Discharge Elimination System permit may be required for surface water discharge. Obtaining a UIC permit may be needed if groundwater reinjection is chosen.	Yes.
MNA	*Negligible.* Potential impacts of the remedy will be negligible because MNA relies on natural processes active in the aquifer matrix without significant disturbance to the surface or subsurface.	The infrastructure to initiate MNA is already in place. Demonstrating attenuation mechanisms and capacity can be time consuming and can take up to 24 months. MNA is expected to be successful within a reasonable timeframe following pond closure. MNA timeframes range from a few years to a few decades.	No institutional requirements are expected.	Retained only in conjunction with other remedial alternatives.
PRB	*Low.* Impacts are expected to be low if the remedy works as designed based on a thorough pre-design investigation, geochemical modeling, and geophysical testing. Short-term impacts during construction of the remedy can be mitigated through appropriate planning and H&S measures. Consideration of groundwater flow to nearby sensitive environments may be needed. This remedial alternative may unintentionally alter the geochemistry within the wall, which may result in the mobilization of other constituents that require treatment.	A PRB can be installed relatively quickly (6 to 12 months) depending on the final location and configuration. However, bench-scale treatability studies and/or compatibility testing would be required to obtain design parameters before design and construction of the remedy. These processes may take up to 24 months. Media may need to be replaced periodically to maintain reactive conditions and/or address additional flux of impacted groundwater into the PRB.	No institutional requirements are expected.	Yes.
Phytoremediation	*Low.* Phytoremediation typically has low expected impacts. Short-term impacts during the construction of the remedy can be mitigated through appropriate planning and H&S measures.	A phytoremediation system can be installed relatively quickly (within 6 to 12 months) depending on the final location and configuration. However, treatability studies and pilot testing would be required to ensure effective treatment. These studies may take up to 24 months. Hydraulic capture/control is expected approximately 3 years after planting. Once installed, the time to achieve the GWPS downgradient of the phytoremediation system is anticipated to be long and can take multiple years before system is treating at design capacity.	No institutional requirements are expected.	No.
Subsurface Vertical Barrier Walls	*Low.* Impacts are expected to be low following construction of the remedy. Short-term impacts during remedy construction can be mitigated through appropriate planning and implementation of H&S measures. Changes to groundwater flow patterns due to installation of the barrier wall are expected and may require dewatering. Pumping activity may unintentionally alter the geochemistry within the hydraulic capture zone that may result in the mobilization of other constituents that may require treatment.	Design-phase and additional compatibility testing may be required, which may take up to 24 months. A barrier wall can be installed relatively quickly (i.e., 6 to 12 months) depending on the final location and configuration. Once installed, its effectiveness at preventing migration of constituents in groundwater is anticipated to be similar to a companion technology (e.g., PRBs or P&T). Because this approach does not treat the downgradient area of impacted groundwater but rather prevents migration from a source area, it will likely have to be maintained in the long term and coupled with other approaches.	No institutional requirements are expected.	No.

Acronyms and Abbreviations:

CFR = Code of Federal Regulations

Table 2
High-Resolution Site Characterization Analytical Data Summary – Vertical Aquifer Profiling Groundwater
2026 Semiannual Remedy Selection and Design Progress Report
Plant McIntosh – Ash Pond 1
981 Old Augusta Road Central
Rincon, Georgia

ARCADIS

		Location	HPT/SB/VAP-01		HPT/SB/VAP-04				HPT/SB/VAP-05		HPT/SB/VAP-06		HPT/SB/VAP-08		HPT/SB/VAP-11		HPT/SB/VAP-12	
		Sample Name	MC1-VAP01-PACK-23-26		MC1-DUP01-PACK		MC1-VAP04-PACK-24-27		MCI-VAP05-PACK-25-28		MCI-VAP06-PACK-24-27		MCI-VAP08-PACK-31-34		MCI-VAP11-PACK-34-37		MCI-VAP12-PACK-42-45	
		Sample Date	1/9/2026		1/10/2026		1/10/2026		1/12/2026		1/11/2026		1/10/2026		1/20/2026		1/21/2026	
			Result	Qualifier	Result	Qualifier	Result	Qualifier	Result	Qualifier	Result	Qualifier	Result	Qualifier	Result	Qualifier	Result	Qualifier
Anions	**Units**	**Method**																
Chloride	mg/L	USEPA Method 300.0	13	--	9.0	--	9.1	--	8.1	--	12	--	9.9	--	12	--	8.5	--
Fluoride (F-, Anion)	mg/L		0.22	--	0.28	--	0.29	--	0.16	J	0.12	J	0.22	--	0.55	--	0.41	--
Sulfate	mg/L		280	J	170	--	160	--	180	--	12	--	40	--	150	--	160	--
General Chemistry																		
Total Dissolved Solids	mg/L	SM 2540C	650	--	420	--	420	--	250	--	77	--	260	--	340	--	390	--
Alkalinity	mg/L	SM 2320B	250	--	180	--	180	--	8.5	--	29	--	65	--	41	--	310	--
Dissolved Metals																		
Aluminum	mg/L	SW846 6010D	0.2	UJ	0.2	UJ	0.2	UJ	0.2	UJ	0.2	UJ	0.2	UJ	0.2	--	0.2	--
Boron	mg/L		3.4	--	2.5	--	2.5	--	3.1	--	0.21	--	0.38	--	1.4	--	1.4	--
Calcium	mg/L		150	--	110	--	100	--	25	--	8	--	25	--	47	--	55	--
Lithium[1]	mg/L		**0.048**	J	0.0071	J	0.011	J	0.034	J	0.025	J	0.025	J	0.037	--	**0.05**	--
Iron	mg/L		5.0	J	0.62	J	0.61	J	1.9	J	1.1	J	1.3	J	3.5	--	0.1	--
Magnesium	mg/L		7.8	J	3.4	J	3.4	J	4.5	J	1.3	J	3.2	J	7.5	--	6.3	--
Manganese	mg/L		1.2	J	0.25	J	0.25	J	0.27	J	0.11	J	0.10	J	0.82	--	0.068	--
Potassium	mg/L		3.4	--	2.4	--	2.4	--	5.6	--	2.7	--	2.5	--	2.7	--	6.6	--
Sodium	mg/L		22	J	15	J	15	--	22	J	8.2	J	7.8	J	9.2	--	19 B	--
Total Metals																		
Aluminum	mg/L	SW846 6010D	0.21	--	0.091	J	0.11	J	0.5	--	3.0	--	18	--	28	--	120	--
Boron	mg/L		3.3	--	2.6	--	2.6	--	3.3	--	0.22	--	0.42	--	1.4	--	1.6	--
Calcium	mg/L		140	--	100	--	100	--	29	--	8.7	--	55	--	230	--	400	--
Lithium	mg/L		0.052	J	0.01	J	0.012	J	0.044	J	0.032	J	0.058	J	0.065	--	0.23	--
Iron	mg/L		5.7	--	1.1	--	1.2	--	3.1	--	3.0	--	43	--	30	--	320	--
Magnesium	mg/L		8.2	--	3.6	--	3.6	--	5.1	--	1.7	--	10	--	16	--	43	--
Manganese	mg/L		1.3	--	0.26	--	0.26	--	0.30	--	0.19	--	0.50	--	1.6	--	2.7	--
Potassium	mg/L		3.7	--	2.6	--	2.7	--	7.2	--	3.4	--	8.9	--	8.8	--	34	--
Sodium	mg/L		23	--	16	--	16	--	26	--	9.2	--	8.9	--	12	--	29	--
Field Parameters																		
pH	s.u.	field probe	7.22	--	7.01	--	7.01	--	6.12	--	5.58	--	6.23	--	6.41	--	7.99	--
Specific Conductivity	mS/cm		0.956	--	0.693	--	0.693	--	0.4736	--	0.158	--	0.247	--	0.488	--	0.62	--
Turbidity	NTU		43.9	--	9.2	--	9.2	--	34.2	--	124	--	> 1000	--	> 1000	--	> 1000	--
Dissolved Oxygen	mg/L		0.24	--	0.1	--	0.1	--	1.32	--	0.23	--	0.33	--	0.72	--	0.11	--
Temperature	°C		21.5	--	22.8	--	22.8	--	18.9	--	22.2	--	21.9	--	21.2	--	21.1	--
Oxidation-Reduction Potentia	mV		-120.5	--	-74.5	--	-74.5	--	-23.6	--	82.7	--	5.6	--	-102.3	--	-23.5	--

Notes:
1. **Bolded** results indicate dissolved lithium exceeds the groundwater protection standards (0.04 mg/L).

[1] Based on the expected particulate effects due to the nature of vertical aquifer profiling (i.e. grab) sample methods, only dissolved lithium concentrations were evaluated in comparison to GWPS.

Acronyms and Abbreviations:
°C = degree Celsius
> = greater than
-- = not applicable
mg/L = milligram per liter
mS/cm = milliSiemen per centimeter
mV = millivolt
NTU = nephelometric turbidity unit
SM = standard method
s.u. = standard unit
USEPA = United States Environmental Protection Agency

Qualifiers:
J = The compound was positively identified; however, the associated numerical value is an estimated concentration only.
UJ = The compound was not detected above the reported sample quantitation limit. However, the reported limit is approximate and may or may not represent the actual limit of quantitation.

Table 3
High-Resolution Site Characterization Analytical Data Summary – Soil
2026 Semiannual Remedy Selection and Design Progress Report
Plant McIntosh – Ash Pond 1
981 Old Augusta Road Central
Rincon, Georgia

ARCADIS

	Location	HPT/SB/VAP-01				HPT/SB/VAP-04						HPT/SB/VAP-05				HPT/SB/VAP-06			
	Sample Name	MCI-SB01-12-14		MCI-SB01-18-20		MCI-DUP01		MCI-SB04-12-13		MCI-SB04-21-22		MCI-SB05-14-15		MCI-SB05-25-26		MCI-SB06-12-13		MCI-SB06-20-21	
	Sample Soil Type	Clay		Sand		Clay		Clay		Sand		Clay		Sand		Clay		Sand	
	Depth (feet)	12-14		18-20		12-13		12-13		21-22		14-15		25-26		12-13		20-21	
	Sample Date	1/9/2026		1/9/2026		1/10/2026		1/10/2026		1/10/2026		1/12/2026		1/12/2026		1/11/2026		1/11/2026	
		Result	Q	Result	Q	Result	Q	Result	Q	Result	Q	Result	Q	Result	Q	Result	Q	Result	Q
Analyte (SW6010D)	**Units**																		
Aluminum	mg/kg	7400	--	3200	--	11000	--	9400	--	4300	--	6300	--	4100	--	4100	--	4800	--
Antimony	mg/kg	< 0.63	--	0.13	J	< 0.64	--	< 0.62	--	< 0.68	--	< 0.56	--	< 0.70	--	0.097	J	< 0.65	--
Arsenic	mg/kg	0.34	J	1.9	--	2.4	--	3.9	--	2.2	--	0.22	J	< 0.70	--	0.14	J	< 0.65	--
Barium	mg/kg	16	--	88	--	24	--	22	--	13	--	30	--	43	--	90	--	44	--
Beryllium	mg/kg	0.18	J	2.9	--	0.24	J	0.33	J	0.35	J	0.43	J	5.2	--	0.41	J	0.3	J
Boron	mg/kg	1.7	J	1.5	J	1.6	J	1.8	J	4.6	J	2	J	3.9	J	1.5	J	1.6	J
Cadmium	mg/kg	0.037	J	0.17	J	0.076	J	0.068	J	0.85	--	0.038	J	0.4	J	0.036	J	0.04	J
Calcium	mg/kg	1300	--	1100	--	1300	--	1300	--	14000	--	2300	--	4900	--	480	--	530	--
Chromium	mg/kg	17	--	19	--	15	--	15	--	33	--	11	--	28	--	11	--	11	--
Cobalt	mg/kg	1.1	--	12	--	5.3	--	3.7	--	1.2	--	2	--	2.3	--	7.6	--	7.9	--
Copper	mg/kg	3.3	--	3.4	--	3.9	--	6	--	3.1	--	3.9	--	4.2	--	2.7	--	2.8	--
Iron	mg/kg	23000	--	6100	--	18000	--	25000	--	7700	--	20000	--	3000	--	2000	--	2400	--
Lead	mg/kg	8.1	--	2.4	--	4.7	--	5	--	1.2	J	4.4	--	1.9	--	2.2	--	2.1	--
Lithium	mg/kg	2.8	--	1.8	--	5.5	--	7	--	4	--	2.6	--	2	--	1.2	--	1.2	J
Magnesium	mg/kg	480	--	310	--	1500	--	1200	--	770	--	910	--	580	--	310	--	340	--
Manganese	mg/kg	19	--	98	--	53	--	65	--	210	--	17	--	17	--	54	--	72	--
Molybdenum	mg/kg	0.24	J	2	--	0.51	J	0.73	J	2.4	--	0.18	J	0.16	J	0.23	J	0.21	J
Nickel	mg/kg	1.3	--	9.2	--	5.2	--	4.2	--	4.6	--	2.6	--	5.2	--	3.5	--	3.8	--
Potassium	mg/kg	530	--	210	--	880	--	1100	--	440	--	490	--	350	--	230	--	240	--
Selenium	mg/kg	< 0.88	--	< 0.88	--	< 0.90	--	< 0.86	--	< 0.95	--	< 0.79	--	< 0.98	--	< 0.84	--	< 0.92	--
Silver	mg/kg	0.024	J	< 0.63	--	< 0.64	--	< 0.62	--	< 0.68	--	< 0.56	--	< 0.70	--	< 0.60	--	< 0.65	--
Sodium	mg/kg	67	--	300	--	97	--	94	--	160	--	140	--	180	--	300	--	150	--
Strontium	mg/kg	5.3	--	84	--	5.7	--	5.4	--	47	--	14	--	27	--	26	--	14	--
Thallium	mg/kg	0.17	J	< 0.50	--	< 0.26	--	< 0.25	--	< 0.68	--	< 0.23	--	0.69	J	0.59	J	0.2	J
Tin	mg/kg	< 1.3	--	< 1.3	--	< 1.3	--	< 1.2	--	< 1.4	--	< 1.1	--	< 1.4	--	< 1.2	--	< 1.3	--
Titanium	mg/kg	75	--	26	--	87	--	120	--	57	--	24	--	26	--	29	--	37	--
Total Phosphorus as PO_4	mg/kg	39	--	670	--	100	--	120	--	6200	--	18	--	2300	--	180	--	130	--
Vanadium	mg/kg	30	--	4.2	--	26	--	27	--	15	--	14	--	6.5	--	4.3	--	5	--
Zinc	mg/kg	6.6	--	26	--	20	--	18	--	10	--	13	--	18	--	8.7	--	9.3	--

Acronyms and Abbreviations:
-- = not applicable
< = less than
mg/kg = milligram per kilogram
Q = qualifier

Qualifiers:
J = The compound was positively identified; however, the associated numerical value is an estimated concentration only.

U = The compound was not detected above the reported sample quantitation limit.

Table 3
High-Resolution Site Characterization Analytical Data Summary – Soil
2026 Semiannual Remedy Selection and Design Progress Report
Plant McIntosh – Ash Pond 1
981 Old Augusta Road Central
Rincon, Georgia

Location		HPT/SB/VAP-08				HPT/SB/VAP-11				HPT/SB/VAP-12			
Sample Name		MCI-SB08-21-22		MCI-SB08-36-37		MCI-SB11-14-15		MCI-SB-11-34-35		MCI-SB12-16-17		MCI-SB12-19-20	
Sample Soil Type		Clay		Sand		Clay		Sand		Clay		Sand	
Depth (feet)		21-22		36-37		14-15		34-35		16-17		19-20	
Sample Date		1/11/2026		1/11/2026		1/13/2026		1/20/2026		1/20/2026		1/20/2026	
		Result	Q	Result	Q	Result	Q	Result	Q	Result	Q	Result	Q
Analyte (SW6010D)	**Units**												
Aluminum	mg/kg	8200	--	7400	--	11000	--	2000	--	19000	--	3500	--
Antimony	mg/kg	< 0.76	--	< 0.68	--	0.35	J	0.50 J	J	0.82	J	0.26	J
Arsenic	mg/kg	0.64	J	1.6	--	1.2	--	< 2.0 U	--	2.1	J	0.79	J
Barium	mg/kg	50	--	18	--	25	--	16	--	53	--	19	--
Beryllium	mg/kg	1.2	--	0.5	J	0.4	J	0.42 J	J	0.66	J	0.22	J
Boron	mg/kg	2.8	J	0.9	J	7.6	--	2.2 J	J	11	J	3.5	J
Cadmium	mg/kg	0.087	J	0.6	J	0.033	J	0.15 J	J	< 2.2	--	< 1.5	--
Calcium	mg/kg	8500	--	1700	--	240	--	6100	--	2000	--	170	--
Chromium	mg/kg	15	--	14	--	16	--	7.7	--	22	--	4.4	--
Cobalt	mg/kg	4.3	--	1.1	--	2.9	--	0.34 J	J	4.8	--	1.4	J
Copper	mg/kg	4.6	--	1.8	--	6.4	--	0.91	J	7.9	--	3.1	--
Iron	mg/kg	26000	--	5400	--	26000	--	1500	J	30000	J	7000	J
Lead	mg/kg	9.1	--	2.4	--	7.7	--	2.2 J	J	10	--	3.7	--
Lithium	mg/kg	14	--	3.2	--	5.5	--	1.9	J	7.2	J	1.1	J
Magnesium	mg/kg	3700	--	560	--	1100	--	400	J	1800	J	300	J
Manganese	mg/kg	55	--	73	--	70	--	14	--	66	--	15	--
Molybdenum	mg/kg	0.19	J	0.53	J	1.4	--	0.53 J	J	2.4	J	0.57	J
Nickel	mg/kg	9.2	--	2.4	--	5.3	--	1.3 J	J	8.4	--	2.5	J
Potassium	mg/kg	1500	--	380	--	1000	--	250	J	1800	J	350	J
Selenium	mg/kg	< 1.1	--	< 0.95	--	< 0.85	--	< 2.8 U	--	< 3.1	--	< 2.1	--
Silver	mg/kg	< 0.76	--	< 0.68	--	< 0.61	--	< 2.0 U	--	< 2.2	--	< 1.5	--
Sodium	mg/kg	210	--	76	--	89	--	130	--	160	--	64	--
Strontium	mg/kg	41	--	12	--	4.9	--	31	J	6.6	J	5.1	J
Thallium	mg/kg	< 0.76	--	< 0.68	--	0.31	J	< 0.81 U	--	< 0.87	--	< 0.60	--
Tin	mg/kg	< 1.5	--	< 1.4	--	0.96	J	< 4.1 U	--	1.4	J	< 3.0	--
Titanium	mg/kg	42	--	61	--	91	--	32	J	160	J	39	J
Total Phosphorus as PO_4	mg/kg	380	--	960	--	48	--	2300	--	65	--	64	--
Vanadium	mg/kg	10	--	7.6	--	35	--	4.6	--	46	--	9.2	--
Zinc	mg/kg	21	--	11	--	23	--	3.7 J	J	36	--	8.1	--

Acronyms and Abbreviations:
-- = not applicable
< = less than
mg/kg = milligram per kilogram
Q = qualifier

Qualifiers:
J = The compound was positively identified; however, the associated numerical value is an estimated concentration only.

U = The compound was not detected above the reported sample quantitation limit.

Table 4
High-Resolution Site Characterization Analytical Data Summary – Mineralogy and Cation Exchange Capacity
2026 Semiannual Remedy Selection and Design Progress Report
Plant McIntosh – Ash Pond 1
981 Old Augusta Road Central
Rincon, Georgia

	Sample Name	MCI-SB01	MCI-SB04	MCI-SB08	MCI-SB01	MCI-SB04	MCI-SB08
	Depth Interval (feet below ground surface)	12-14	12-13	21-22	18-20	21-22	36-37
	Sample Soil Type	Clay			Sand		
XRD Mineralogy (% wt)	***Chemical Formula***						
Quartz	SiO_2	48.4	61.5	32.3	80.1	78.1	52.8
Muscovite	$KAl_2(AlSi_3O_{10})(OH)_2$	9.1	3.9	11.4	3.6	2.6	3.7
Potassium-feldspar	$KAlSi_3O_8$	6.2	5.8	5.7	5.4	4.9	13.2
Plagioclase	$(Na,Ca)(Si,Al)AlSi_2O_8$	1.0	7.0	4.0	3.2	5.1	16.4
Goethite	$\alpha FeO{\cdot}OH$	2.6	0.6	1.7	0.5	0.4	0.3
Diopside	$CaMgSi_2O_6$	ND	ND	3.5	ND	ND	0.9
Maghemite	γ-Fe2O3	1.3	0.1	1.0	0.1	0.1	0.3
Magnetite	Fe_3O_4	0.3	0.2	1.3	0.0	0.1	0.7
Rutile	TiO_2	0.4	0.5	0.6	0.3	0.3	0.5
Anatase	TiO_2	0.4	0.2	0.3	0.1	0.1	ND
Calcite	$CaCO_3$	ND	ND	0.6	ND	ND	0.3
Siderite	$FeCO_3$	ND	ND	ND	ND	0.7	ND
Marcasite	FeS_2	ND	ND	ND	ND	0.4	ND
Fluorapatite	$Ca_5(PO_4)_3F$	ND	ND	ND	ND	3.3	0.8
Epidote	$Ca_2(Al,Fe)Al_2O(SiO_4)(Si_2O_7)(OH)$	ND	ND	ND	ND	ND	3.3
XRD Clay Mineralogy (% wt)							
Illite	$(K,H_3O)(Al,Mg,Fe)_2(Si,Al)_4O_{10}[(OH)_2,(H_2$	6.9	4.3	2.6	1.8	0.9	0.7
Nontronite	$Fe_2(Al,Si)_4O_{10}(OH)_2Na_{0.3}{\cdot}4H_2O$	5.6	4.9	8.4	1.3	0.7	1.1
Montmorillonite	$(Na,Ca)_{0.3}(Al,Mg)_2Si_2O_{10}(OH)_2{\cdot}nH_2O$	ND	ND	12.7	ND	ND	2.8
Illite-montmorillonite	$KAl_4(Si,Al)_8O_{20}(OH)_4{\cdot}8H_2O$	6.6	6.0	ND	ND	ND	ND
Kaolinite	$Al_2Si_2O_5(OH)_4$	2.9	2.4	5.0	2.3	1.6	1.6
Dickite	$Al_2Si_2O_5(OH)_4$	8.3	2.6	9.0	1.2	0.8	0.7
Clay Mineralogy Subtotal	--	30.3	20.1	37.7	6.6	4.0	6.8
Cation Exchange Capacity (cmol/kg)							
--	--	42.4	30.3	81.1	13.6	11.8	19.6

Acronyms and Abbreviations:
-- = not applicable
% wt = percent by weight
cmol/kg = centimole per kilogram
ND = not detected
XRD = X-ray diffraction

Figures

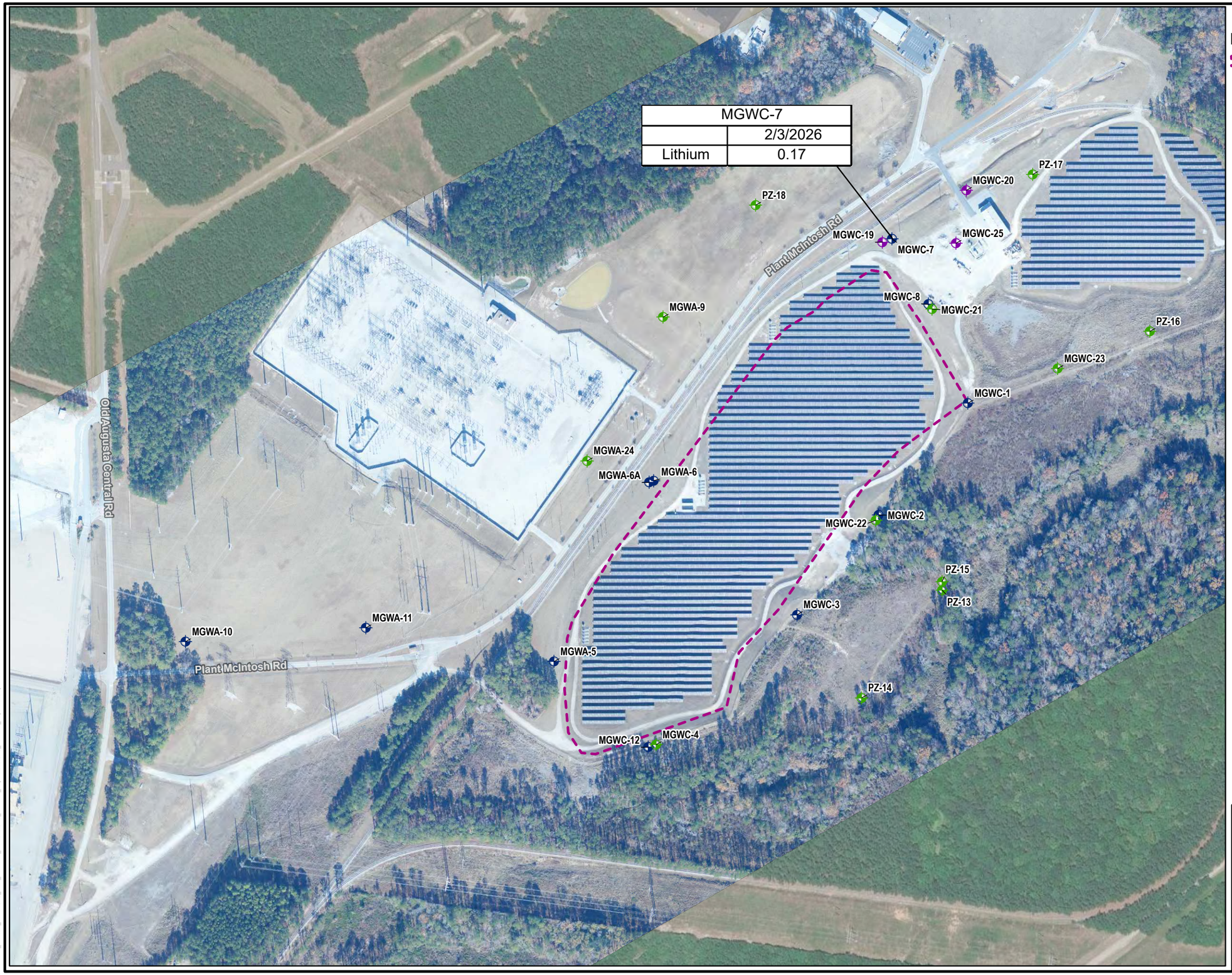

LEGEND

- APPROXIMATE AP-1 BOUNDARY
- DETECTION WELL
- ASSESSMENT WELL
- PIEZOMETER

NOTES:

1. ALL RESULTS PRESENTED ARE IN MILILIGRAMS PER LITER (mg/L).

2. GROUNDWATER PROTECTION STANDARD (GWPS) FOR LITHIUM IS 0.04 mg/L.

3. AERIAL IMAGE SOURCES: DRONE IMAGERY DATED 12/2025; ESRI GOOGLE EARTH WEB SERVICE, ACCESSED 5/19/2026.

350 175 0 350

GRAPHIC SCALE IN FEET

COORDINATE SYSTEM: NAD 1983 STATEPLANE GEORGIA EAST FIPS 1001 FEET

Georgia Power

PLANT MCINTOSH

APPENDIX IV GWPS EXCEEDANCES

ARCADIS

FIGURE

1

PATH: T:_ENVGA_Power\GPC_Plant McIntosh Pro\2026\GPC_McIntosh_Report\2026\GPC_McIntosh_Report2026.aprx DATE SAVED: 5/19/2026 LAST SAVED BY: ldrum

MGWC-7

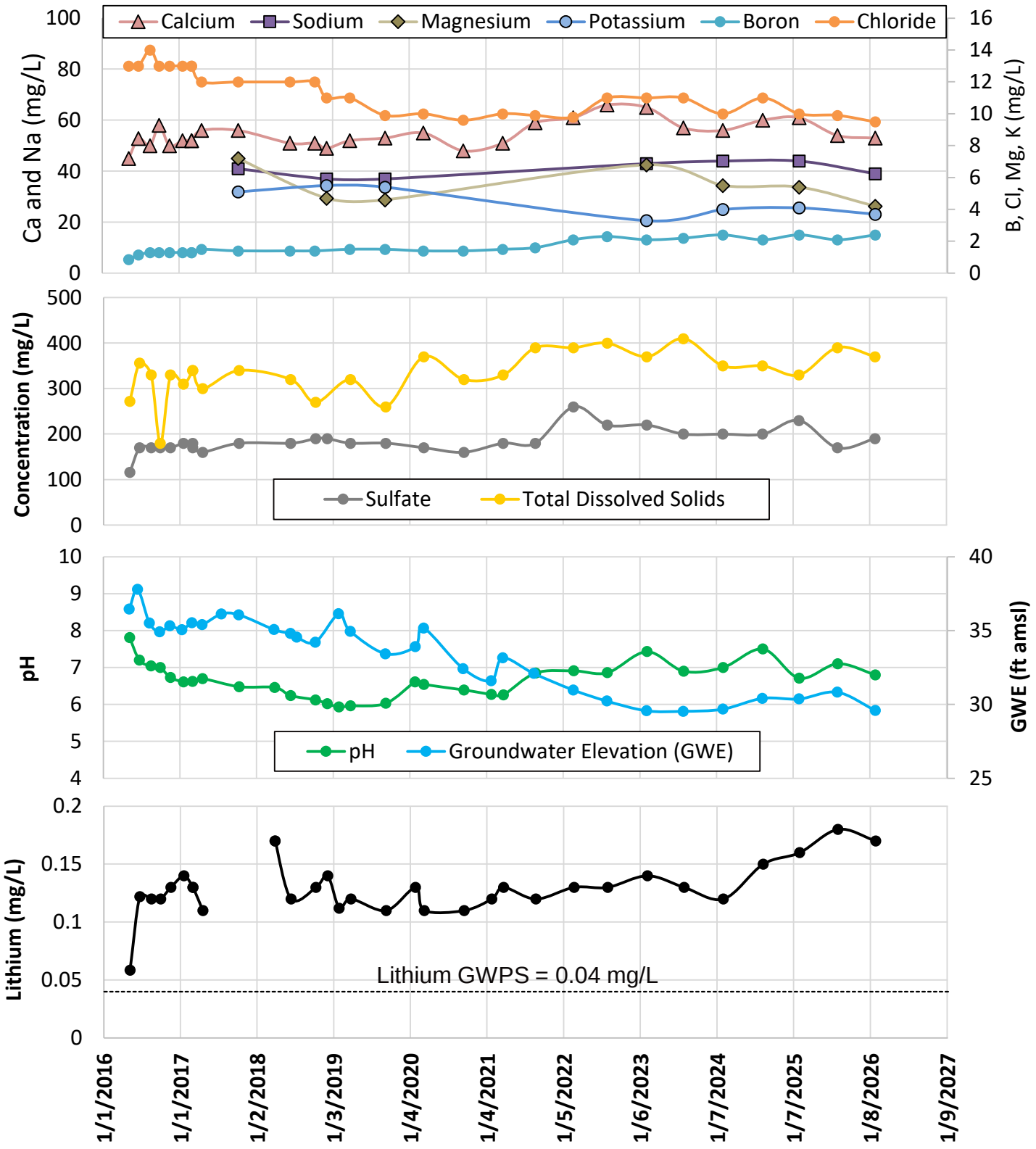

Notes:
1. AP-1 CCR Landfill closure complete in 2021.

amsl = above mean sea level
CCR = coal combustion residuals
GWPS = groundwater protection standard
mg/L = milligram per liter

B = Boron
Ca = Calcium
Cl = Chloride
K = Potassium
Mg = Magnesium
Na = Sodium

Georgia Power
PLANT MCINTOSH

MGWC-7 CONCENTRATION TRENDS

ARCADIS

FIGURE
2

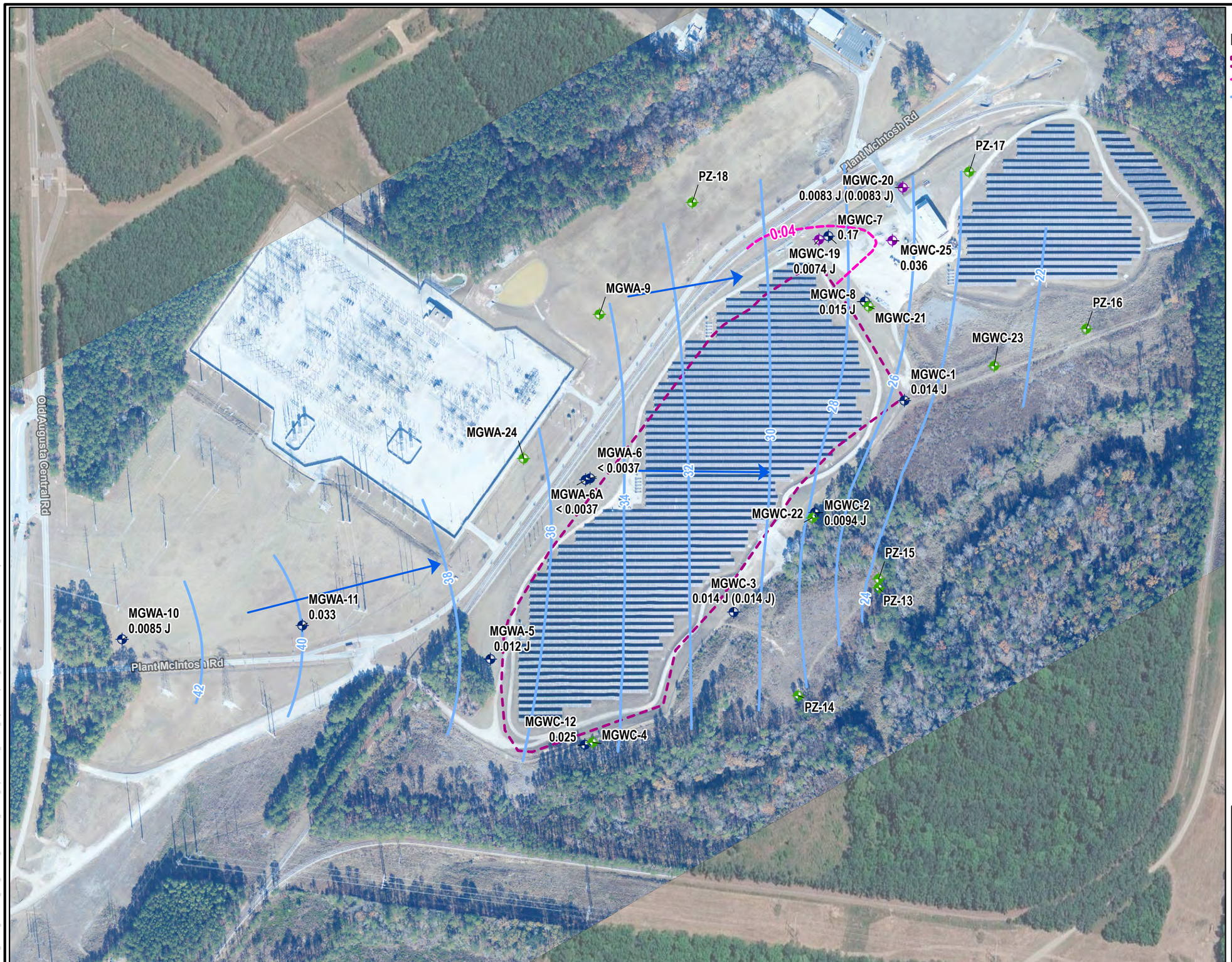

LEGEND

- APPROXIMATE AP-1 BOUNDARY
- LITHIUM ISOCONTOUR (mg/L)
- GROUNDWATER ELEVATION CONTOUR
- GROUNDWATER FLOW DIRECTION
- DETECTION WELL
- ASSESSMENT WELL
- PIEZOMETER

< INDICATES THE SUBSTANCE WAS NOT DETECTED ABOVE THE METHOD DETECTION LIMIT (MDL). THE VALUE DISPLAYED IS THE MDL.

J THE RESULT IS AN ESTIMATED CONCENTRATION. "J" QUALIFIERS ARE APPLIED BY THE LABORATORY WHEN THE CONCENTRATION REPORTED IS ABOVE THE MDL, BUT BELOW THE LABORATORY REPORTING LIMIT.

NOTES:

1. RESULTS IN PARANTHESIS ARE FIELD DUPLICATE SAMPLE RESULTS.

2. ALL RESULTS PRESENTED ARE IN MILILIGRAMS PER LITER (mg/L).

3. LITHIUM DATA SOURCE: ATLANTIC COAST CONSULTING, INC. *2026 SEMI-ANNUAL GROUNDWATER MONITORING AND CORRECTIVE ACTION REPORT.*

4. GROUNDWATER DATA AND CONTOUR SOURCE: ATLANTIC COAST CONSULTING, INC. *2026 SEMI-ANNUAL GROUNDWATER MONITORING AND CORRECTIVE ACTION REPORT.*

5. AERIAL IMAGE SOURCES: DRONE IMAGERY DATED 12/2025; ESRI GOOGLE EARTH WEB SERVICE, ACCESSED 7/6/2026.

350 175 0 350

GRAPHIC SCALE IN FEET

COORDINATE SYSTEM: NAD 1983 STATEPLANE GEORGIA EAST FIPS 1001 FEET

Georgia Power

PLANT MCINTOSH

ISO-CONCENTRATION MAP, LITHIUM - FEBRUARY 2026

ARCADIS

FIGURE

3

PATH: T:_ENV\GA_Power\GPC_Plant_McIntosh_Proj\2026\GPC_McIntosh_Report\2026\GPC_McIntosh_Report2026.aprx F3_McIntosh_Lithium\so_Feb2026 Last Saved by: tdrum 8/10/2026

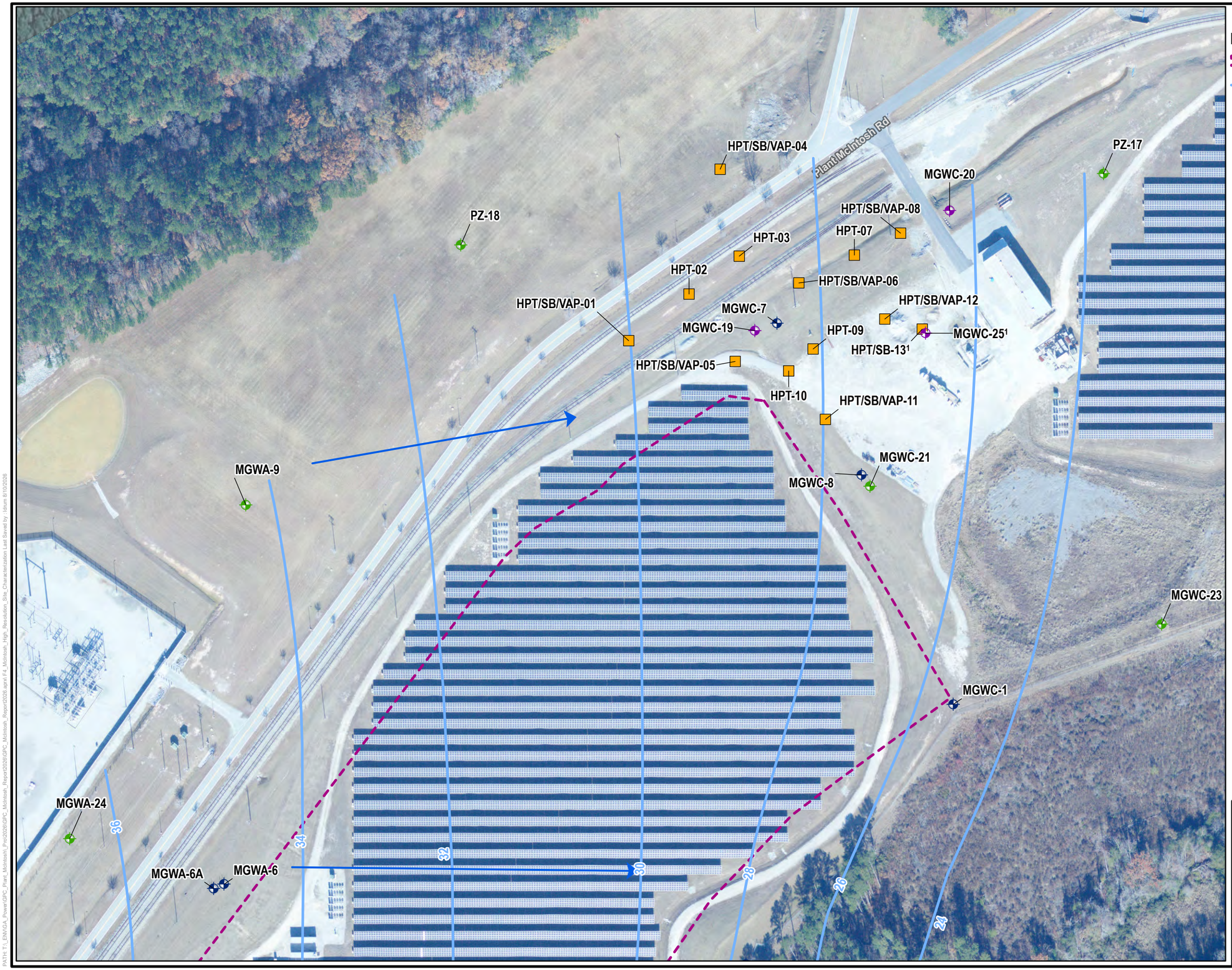

LEGEND

- APPROXIMATE AP-1 BOUNDARY
- GROUNDWATER ELEVATION CONTOUR
- GROUNDWATER FLOW DIRECTION
- DETECTION WELL
- ASSESSMENT WELL
- PIEZOMETER
- DATA COLLECTION POINT (HPT/VAP/SB)

NOTES:

1. HPT/SB-13 WAS CONVERTED INTO MGWC-25 ASSESSMENT MONITORING WELL.

2. GROUNDWATER DATA AND CONTOUR SOURCE: ATLANTIC COAST CONSULTING, INC. *2026 SEMI-ANNUAL GROUNDWATER MONITORING AND CORRECTIVE ACTION REPORT.*

3. AERIAL IMAGE SOURCES: DRONE IMAGERY DATED 12/2025.

ACRONYMS:

HPT = HYDRAULIC PROFILING TOOL
HRSC = HIGH RESOLUTION SITE CHARACTERIZATION
SB = SOIL BORING
VAP = VERTICAL AQUIFER PROFILE

150 75 0 150

GRAPHIC SCALE IN FEET

COORDINATE SYSTEM: NAD 1983 STATEPLANE GEORGIA EAST FIPS 1001 FEET

Georgia Power
PLANT MCINTOSH

HIGH RESOLUTION SITE CHARACTERIZATION LOCATIONS

ARCADIS

FIGURE
4

PATH: T:\ENVGA Power\GPC_Plant_McIntosh\Proj\2026\GPC_McIntosh_Report\2026\GPC_McIntosh_Report2026.aprx\F4_McIntosh_High_Resolution_Site_Characterization Last Saved by: ldrum 8/10/2026

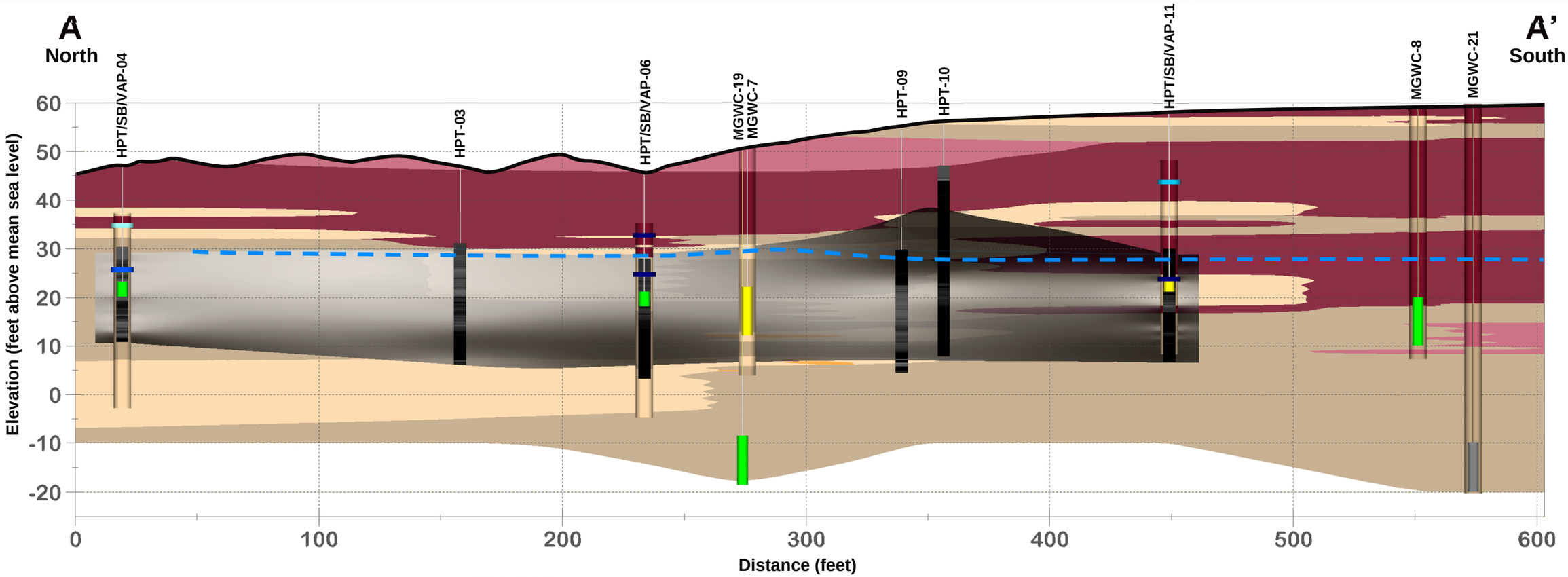

Lithium in Soil

- 14 mg/kg
- 12 mg/kg
- 10 mg/kg
- 8.0 mg/kg
- 6.0 mg/kg
- 4.0 mg/kg
- 2.0 mg/kg
- 0.10 mg/kg

Lithium in Groundwater

- Detection greater than GWPS
- Detection less than GWPS

Estimated K

110 feet/day — High Permeability
83 feet/day
55 feet/day
28 feet/day
0.10 foot/day — Low Permeability

Stratigraphy

- Gravelly Sand
- Sand
- Silty to Clayey Sand
- Silt
- Clay

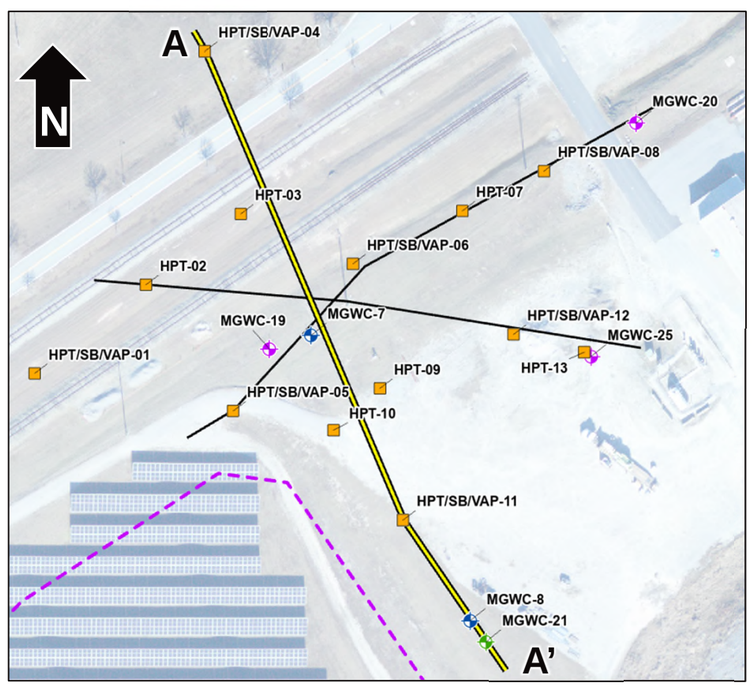

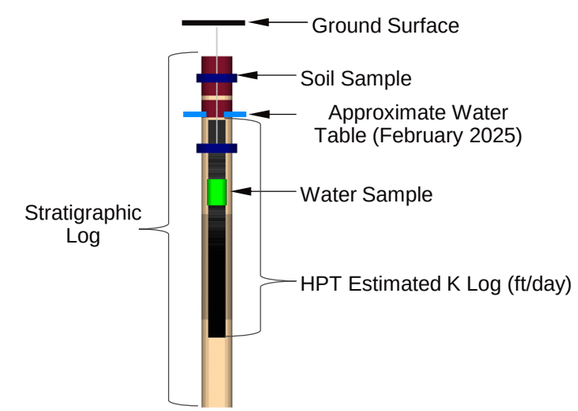

Notes:

1. Vertical Exaggeration = 2 X
2. Estimated K is a measure of hydraulic conductivity.
3. GWPS = for lithium, the Ground Water Protection Standard is 0.04 milligrams per liter
4. HPT = hydraulic profiling tool
5. mg/kg = milligrams per kilogram
6. SB = soil boring
7. VAP = vertical aquifer profile

Georgia Power
PLANT MCINTOSH

CROSS SECTION A-A'

ARCADIS

FIGURE
5a

6/30/2026 11:40:48 AM

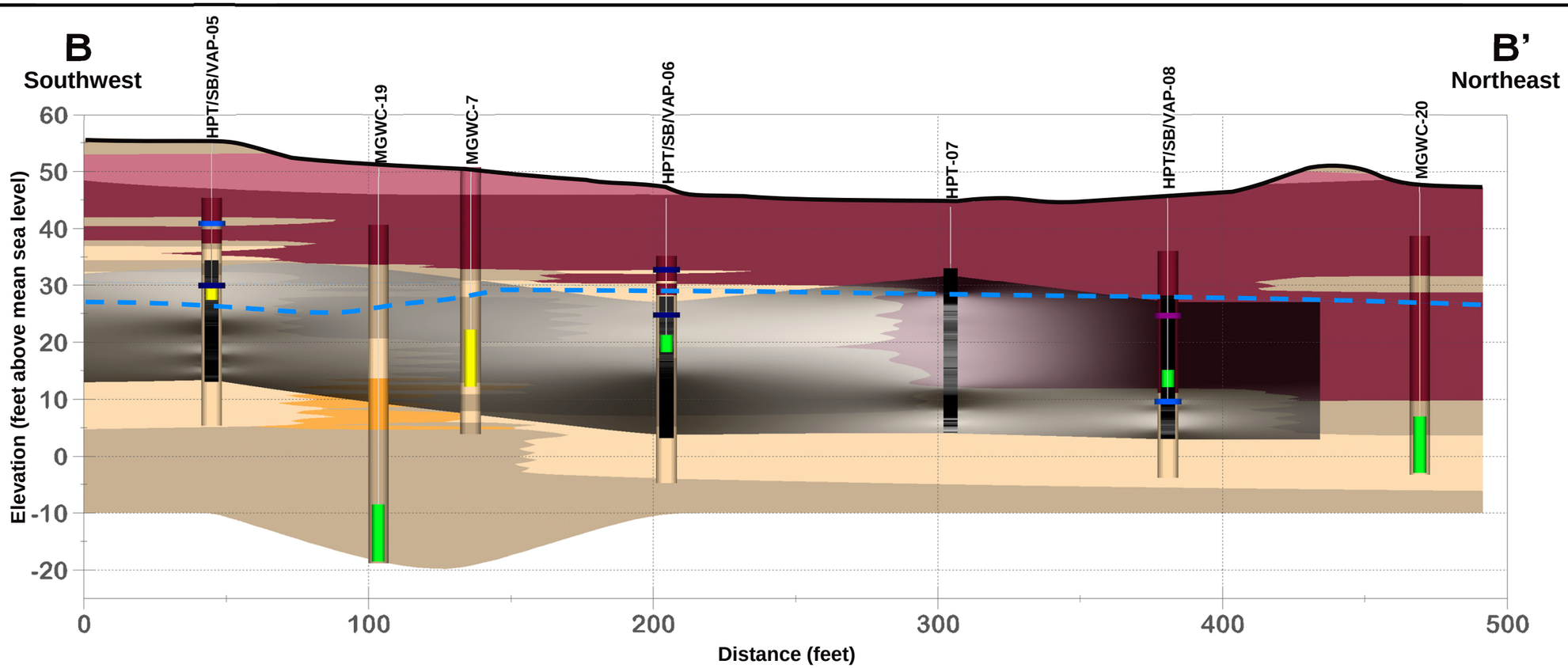

Lithium in Soil

- 14 mg/kg
- 12 mg/kg
- 10 mg/kg
- 8.0 mg/kg
- 6.0 mg/kg
- 4.0 mg/kg
- 2.0 mg/kg
- 0.10 mg/kg

Lithium in Groundwater

- Detection greater than GWPS
- Detection less than GWPS

Estimated K

- 110 feet/day
- 83 feet/day
- 55 feet/day
- 28 feet/day
- 0.10 foot/day

High Permeability

Low Permeability

Stratigraphy

- Gravelly Sand
- Sand
- Silty to Clayey Sand
- Silt
- Clay

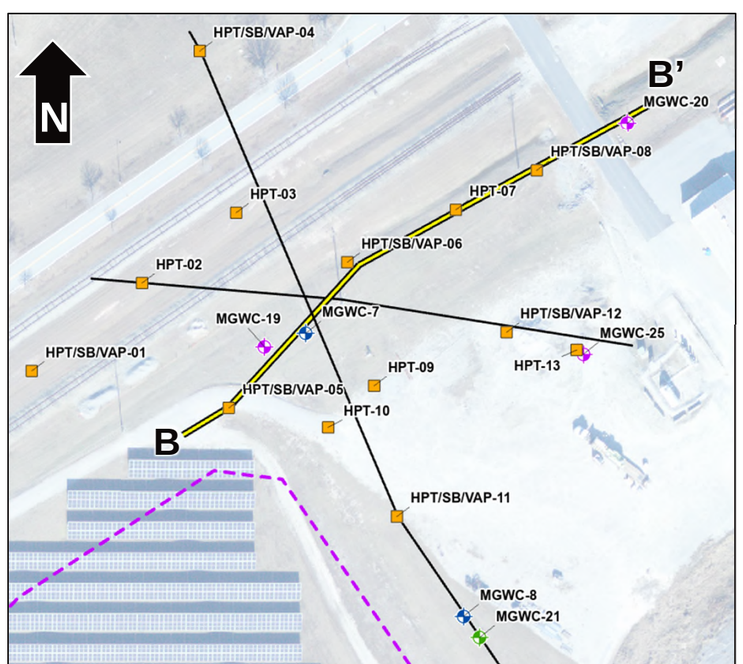

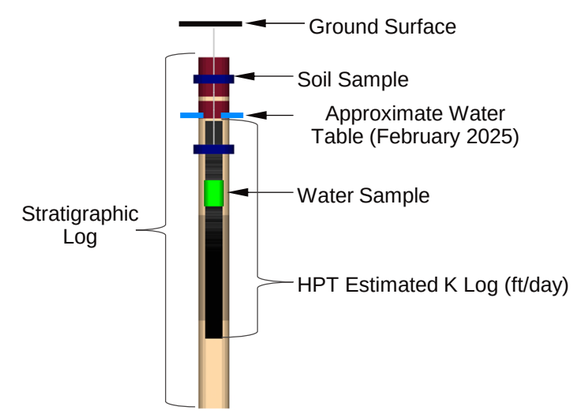

Notes:

1. Vertical Exaggeration = 2 X
2. Estimated K is a measure of hydraulic conductivity.
3. GWPS = for lithium, the Ground Water Protection Standard is 0.04 milligrams per liter
4. HPT = hydraulic profiling tool
5. mg/kg = milligrams per kilogram
6. SB = soil boring
7. VAP = vertical aquifer profile

Georgia Power
PLANT MCINTOSH

CROSS SECTION B-B'

ARCADIS

FIGURE
5b

6/30/2026 11:47:45 AM

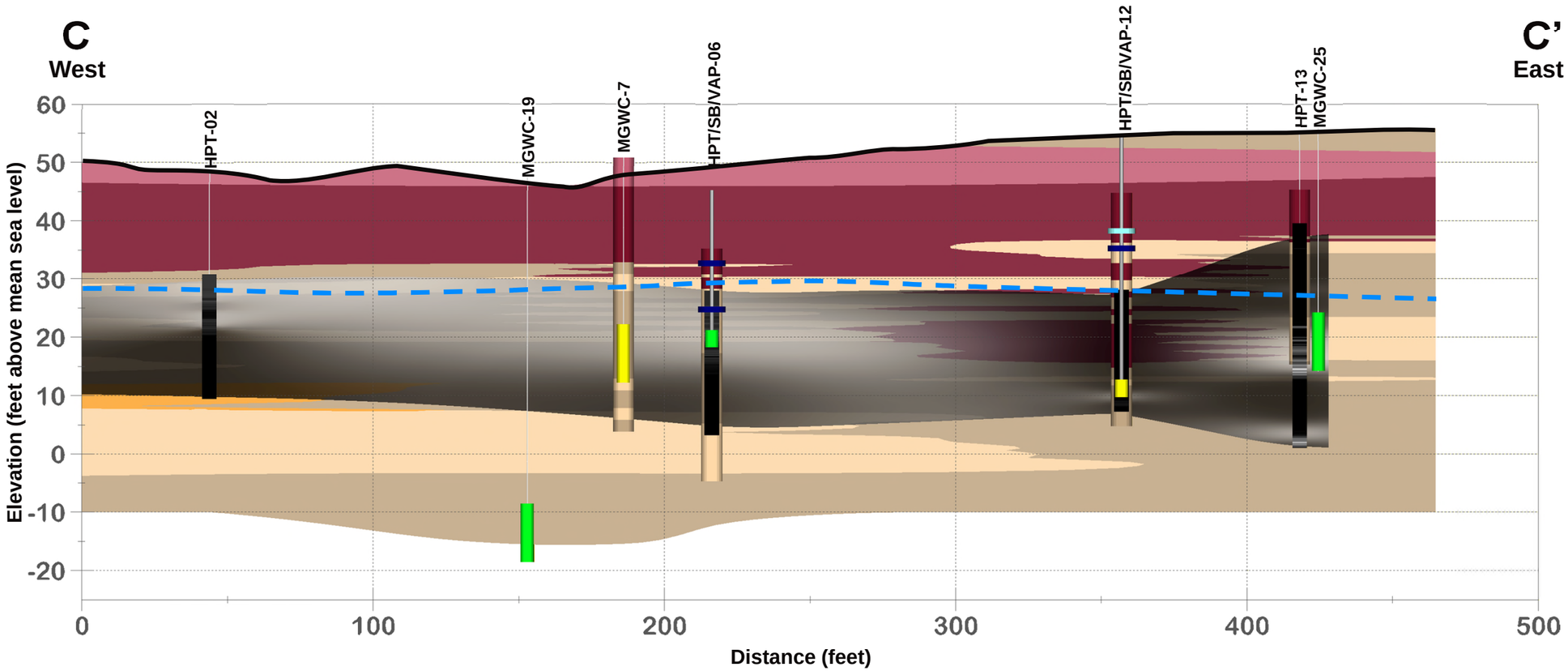

Lithium in Soil

- 14 mg/kg
- 12 mg/kg
- 10 mg/kg
- 8.0 mg/kg
- 6.0 mg/kg
- 4.0 mg/kg
- 2.0 mg/kg
- 0.10 mg/kg

Lithium in Groundwater

- Detection greater than GWPS
- Detection less than GWPS

Estimated K

- 110 feet/day
- 83 feet/day
- 55 feet/day
- 28 feet/day
- 0.10 foot/day

High Permeability

Low Permeability

Stratigraphy

- Gravelly Sand
- Sand
- Silty to Clayey Sand
- Silt
- Clay

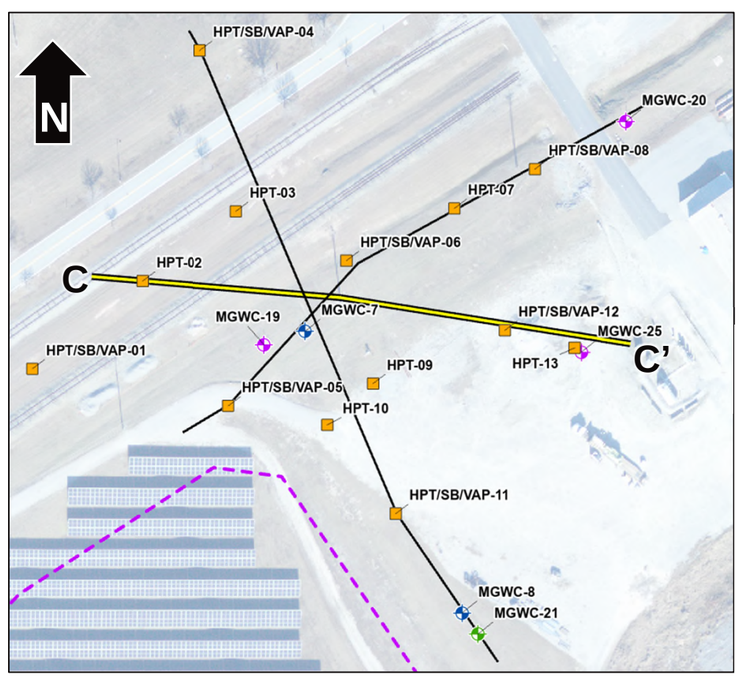

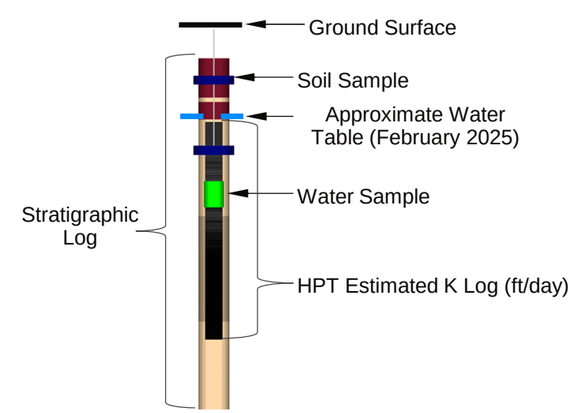

Notes:

1. Vertical Exaggeration = 2 X
2. Estimated K is a measure of hydraulic conductivity.
3. GWPS = for lithium, the Ground Water Protection Standard is 0.04 milligrams per liter
4. HPT = hydraulic profiling tool
5. mg/kg = milligrams per kilogram
6. SB = soil boring
7. VAP = vertical aquifer profile

Georgia Power
PLANT MCINTOSH

CROSS SECTION C-C'

ARCADIS

FIGURE
5c

6/30/2026 11:47:48 AM

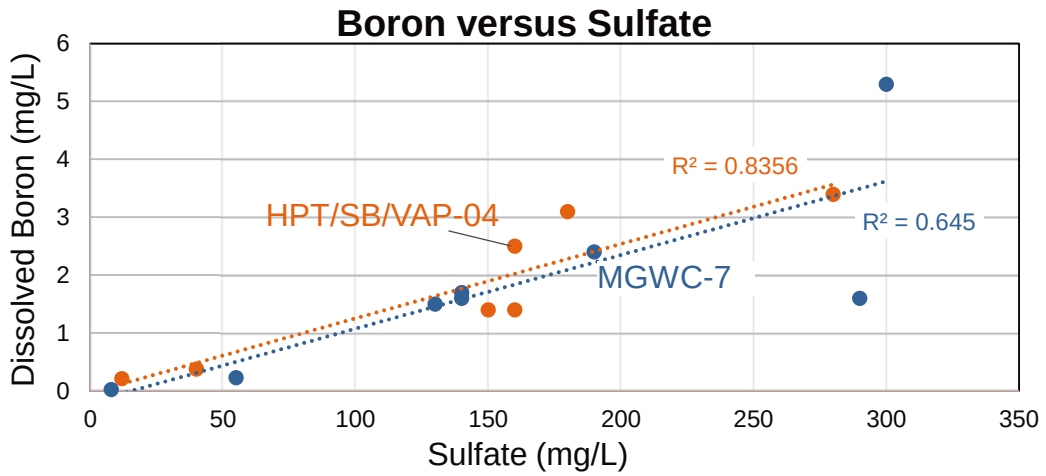

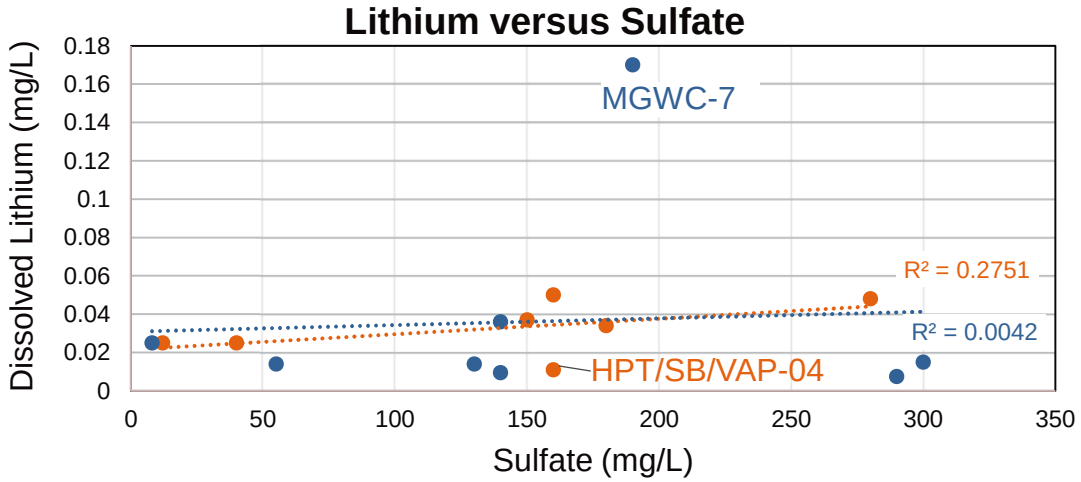

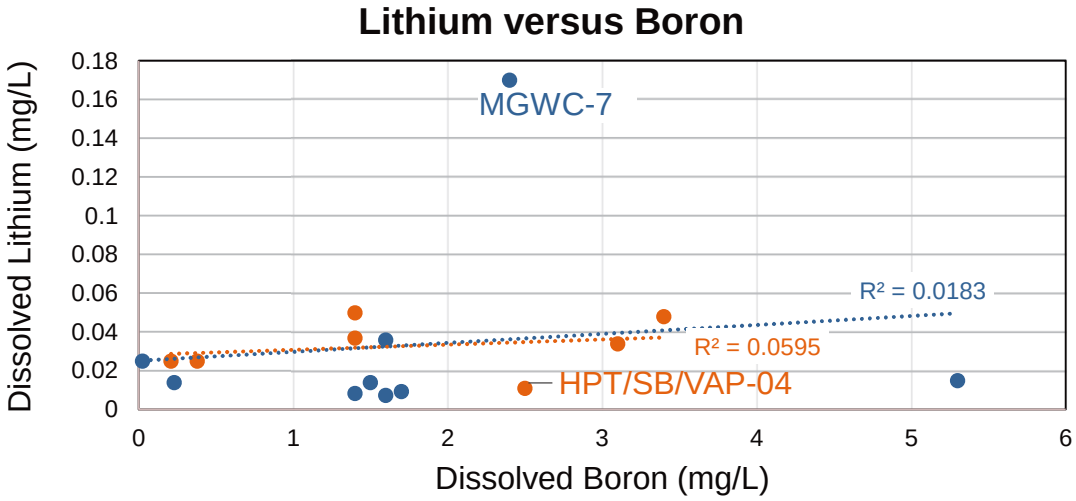

HPT/SB/VAP — Downgradient Monitoring Wells

Linear (HPT/SB/VAP) — Linear (Downgradient Monitoring Wells)

Notes:

1. "HPT/SB/VAP" and "Downgradient Monitoring Wells" samples were collected in January and February 2026, respectively

mg/L = milligram per liter

Georgia Power

PLANT MCINTOSH

GROUNDWATER CONSTITUENT CORRELATIONS

ARCADIS

FIGURE

6

Attachment 1

Hydraulic Profiling Tool Logs

EC/HPT OVERLAYS

HPT Pressure (psi)

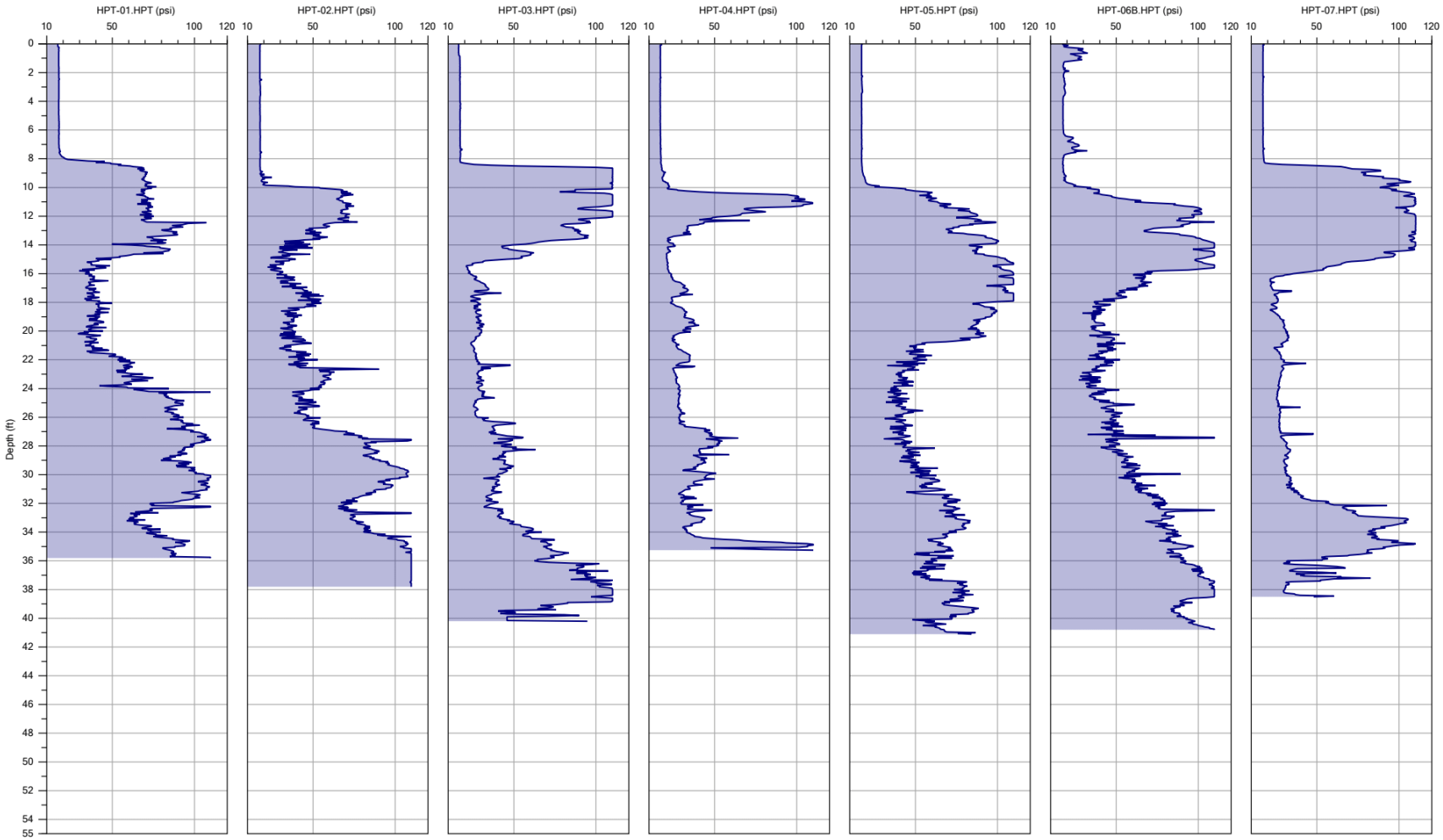

HPT Press. Max

EAGLE SYNERGISTIC
OPTIMIZING TECHNOLOGIES, LLC.

Company:	Eagle Synergistic	Operator:	JZ	HPT-01.HPT	1/7/2026	HPT-03.HPT	1/7/2026	HPT-05.HPT	1/6/2026	HPT-07.HPT	1/9/2026
Project ID:	25.339	Client:	GSE	HPT-02.HPT	1/7/2026	HPT-04.HPT	1/7/2026	HPT-06B.HPT	1/6/2026		

Hydraulic Pressure Max (psi)

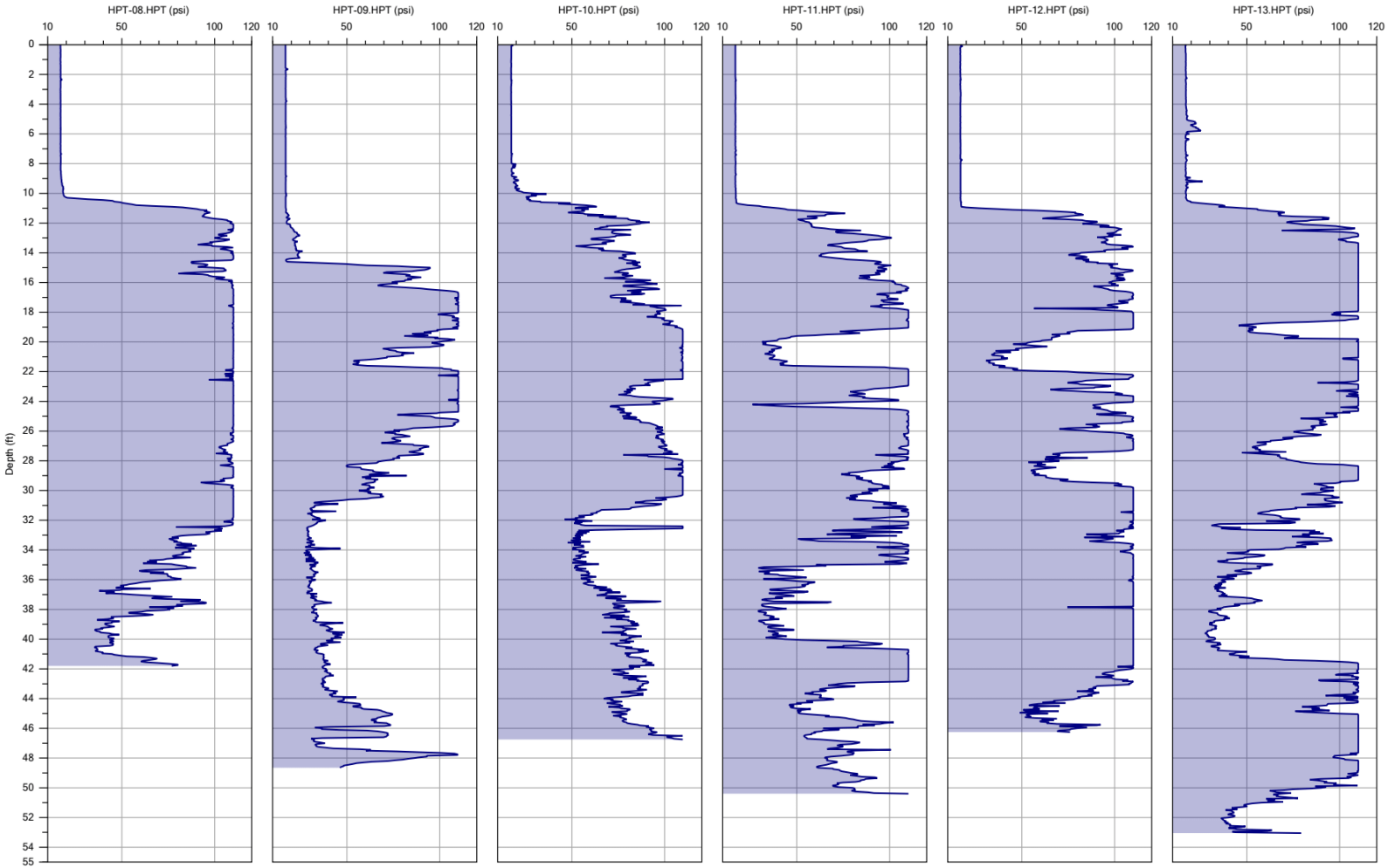

EAGLE SYNERGISTIC
OPTIMIZING TECHNOLOGIES, LLC.

HPT Press. Max

Company: Eagle Synergistic		Operator: JZ	
Project ID: 25.339		Client: GSE	
HPT-08.HPT	1/8/2026	HPT-11.HPT	1/8/2026
HPT-09.HPT	1/9/2026	HPT-12.HPT	1/8/2026
HPT-10.HPT	1/6/2026	HPT-13.HPT	1/9/2026

EC (mS/m)

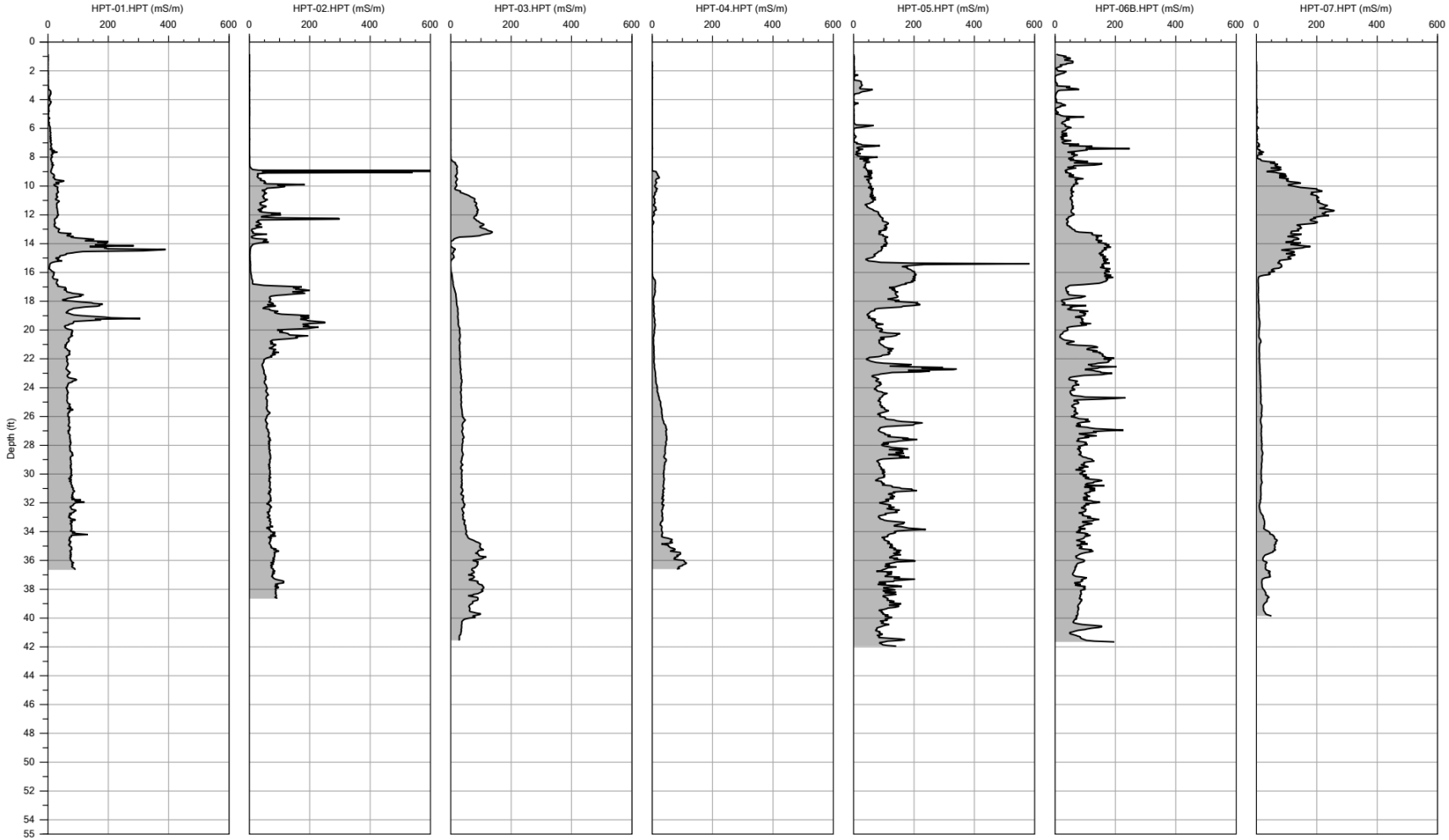

EC

EAGLE SYNERGISTIC
OPTIMIZING TECHNOLOGIES, LLC.

Company: Eagle Synergistic	Operator: JZ	HPT-01.HPT 1/7/2026	HPT-03.HPT 1/7/2026	HPT-05.HPT 1/6/2026	HPT-07.HPT 1/9/2026
Project ID: 25.339	Client: GSE	HPT-02.HPT 1/7/2026	HPT-04.HPT 1/7/2026	HPT-06B.HPT 1/6/2026	

EC (mS/m)

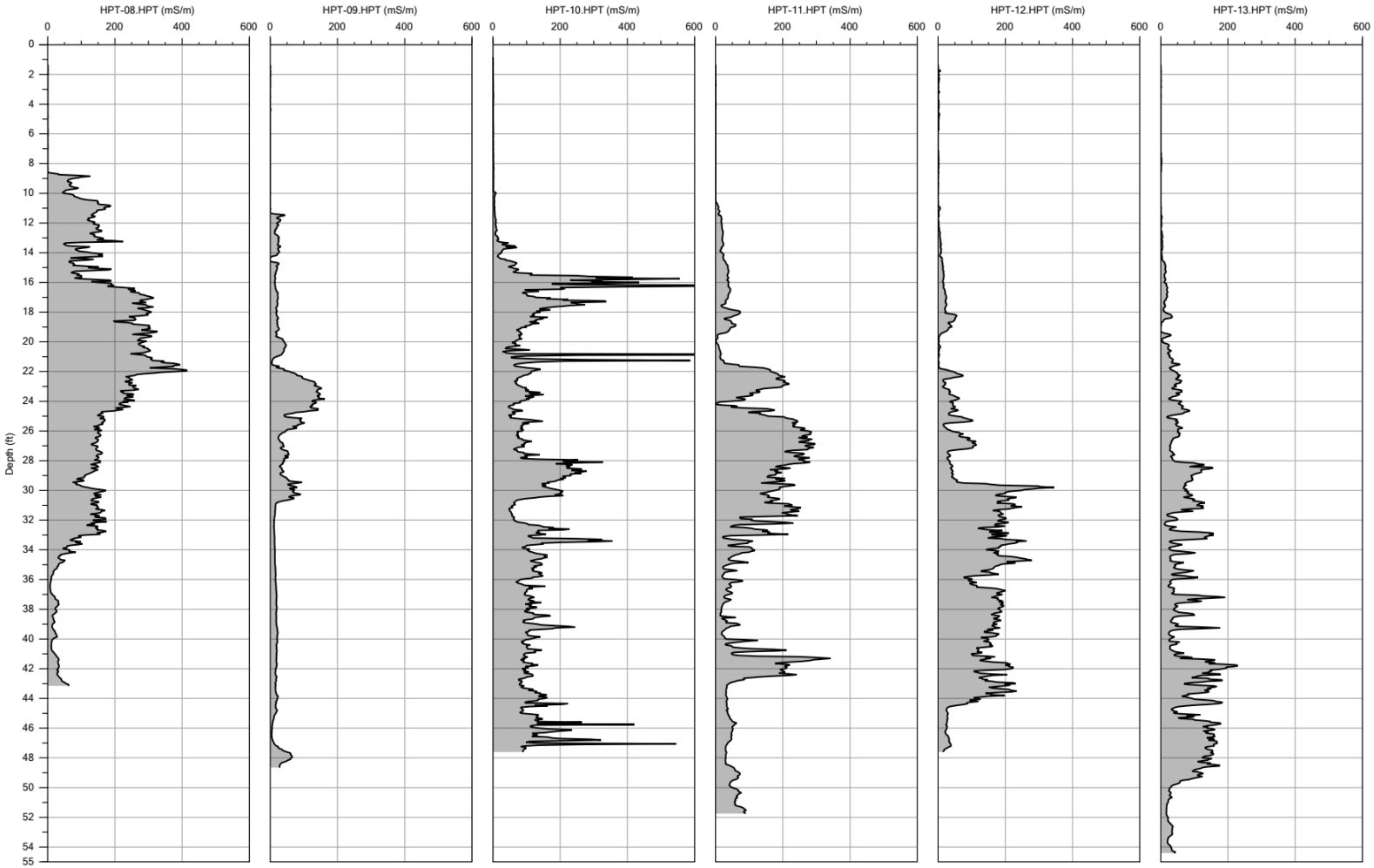

EAGLE SYNERGISTIC
OPTIMIZING TECHNOLOGIES, LLC.

EC

Company:	Eagle Synergistic	Operator:	JZ
Project ID:	25.339	Client:	GSE

HPT-08.HPT	1/8/2026	HPT-11.HPT	1/8/2026
HPT-09.HPT	1/9/2026	HPT-12.HPT	1/8/2026
HPT-10.HPT	1/6/2026	HPT-13.HPT	1/9/2026

EC (mS/m) & HPT Pressure (psi)

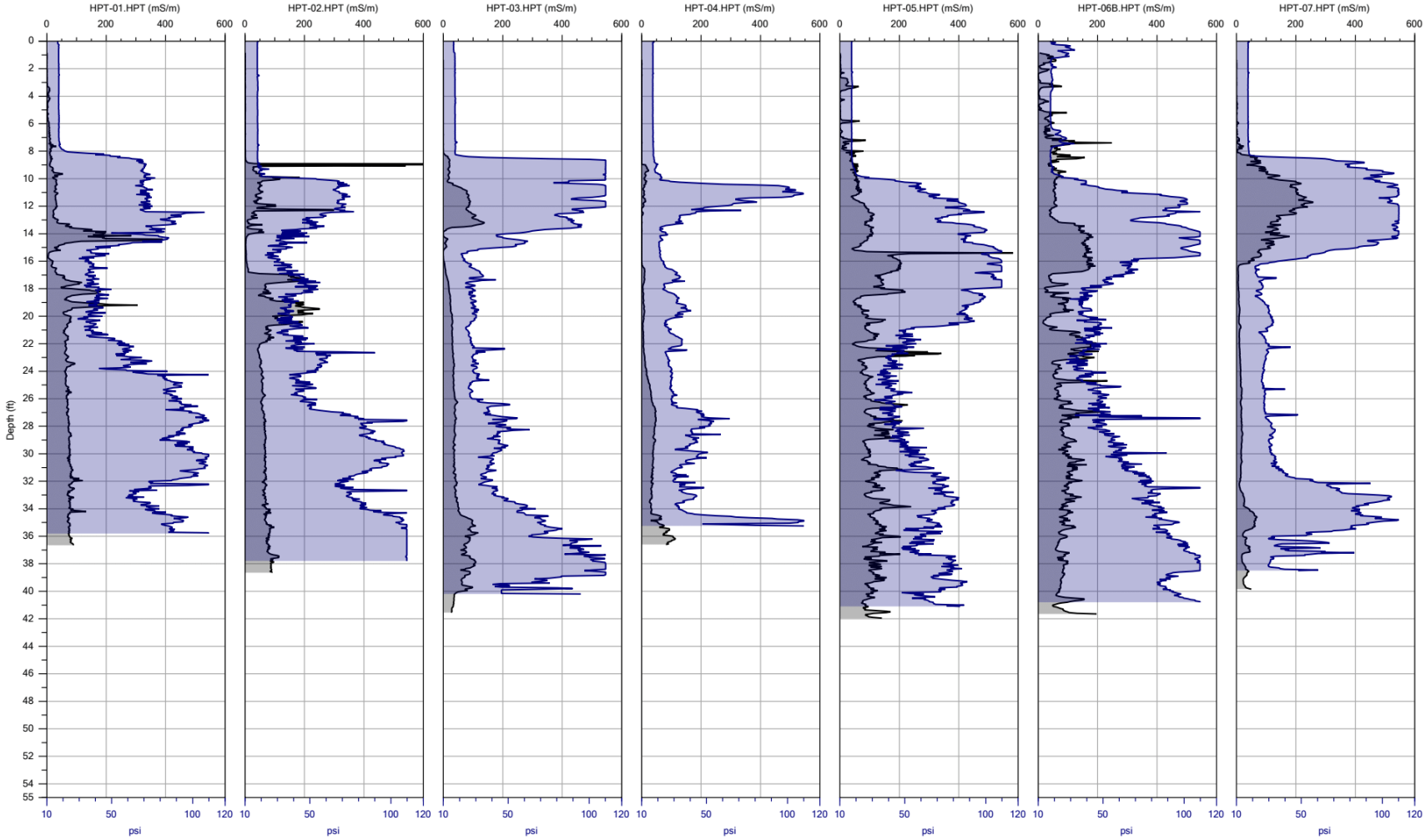

EC / HPT Press. Max

EAGLE SYNERGISTIC
OPTIMIZING TECHNOLOGIES, LLC.

Company: Eagle Synergistic	Operator: JZ	HPT-01.HPT 1/7/2026	HPT-03.HPT 1/7/2026	HPT-05.HPT 1/6/2026	HPT-07.HPT 1/9/2026
Project ID: 25.339	Client: GSE	HPT-02.HPT 1/7/2026	HPT-04.HPT 1/7/2026	HPT-06B.HPT 1/6/2026	

EC (mS/m) & HPT Pressure (psi)

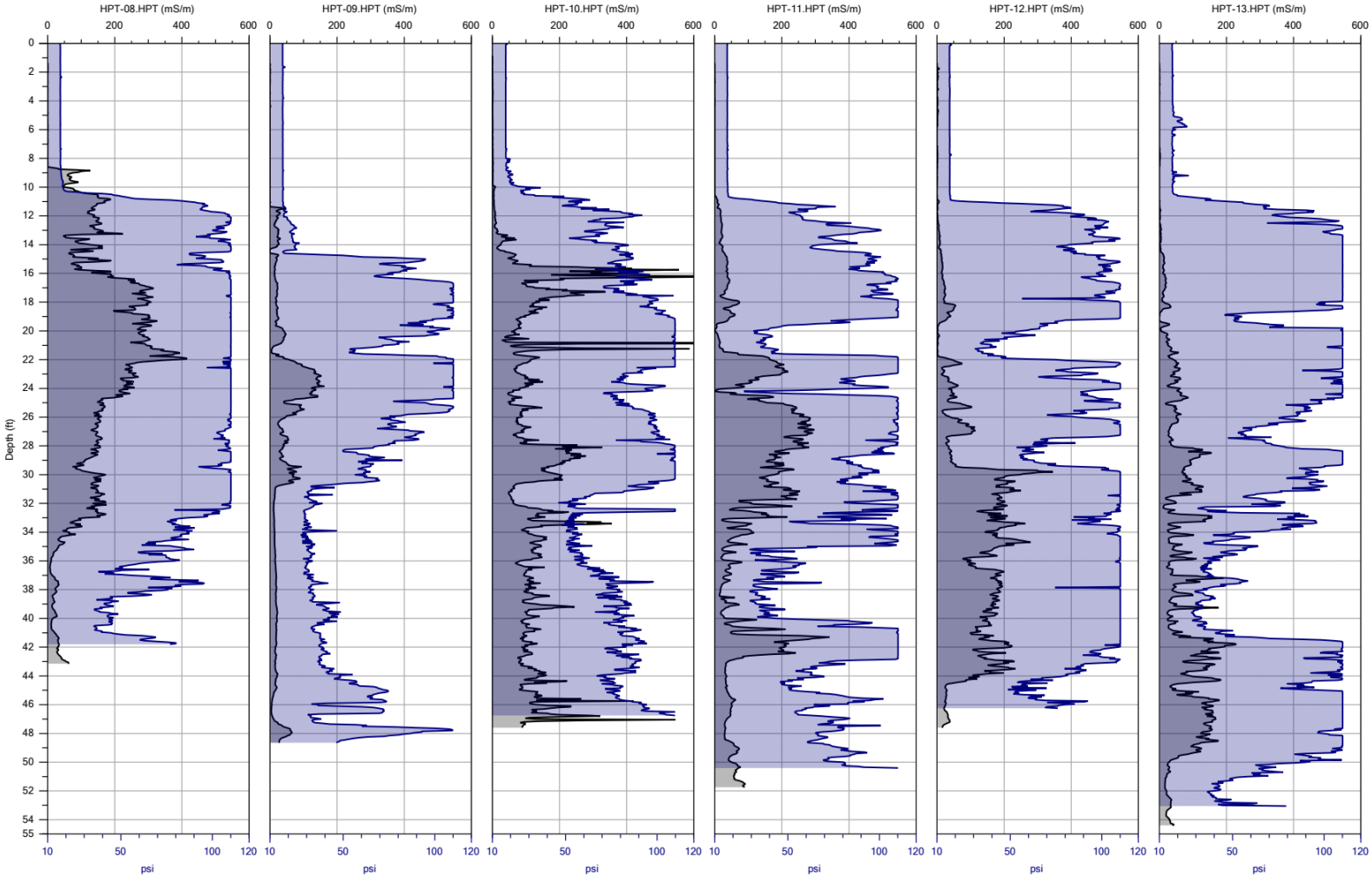

EAGLE SYNERGISTIC
OPTIMIZING TECHNOLOGIES, LLC.

EC / HPT Press. Max

Company: Eagle Synergistic	Operator: JZ
Project ID: 25.339	Client: GSE

HPT-08.HPT	1/8/2026	HPT-11.HPT	1/8/2026
HPT-09.HPT	1/9/2026	HPT-12.HPT	1/8/2026
HPT-10.HPT	1/6/2026	HPT-13.HPT	1/9/2026

Est. K (ft/day) & Absolute Piezometric Pressure (psi)

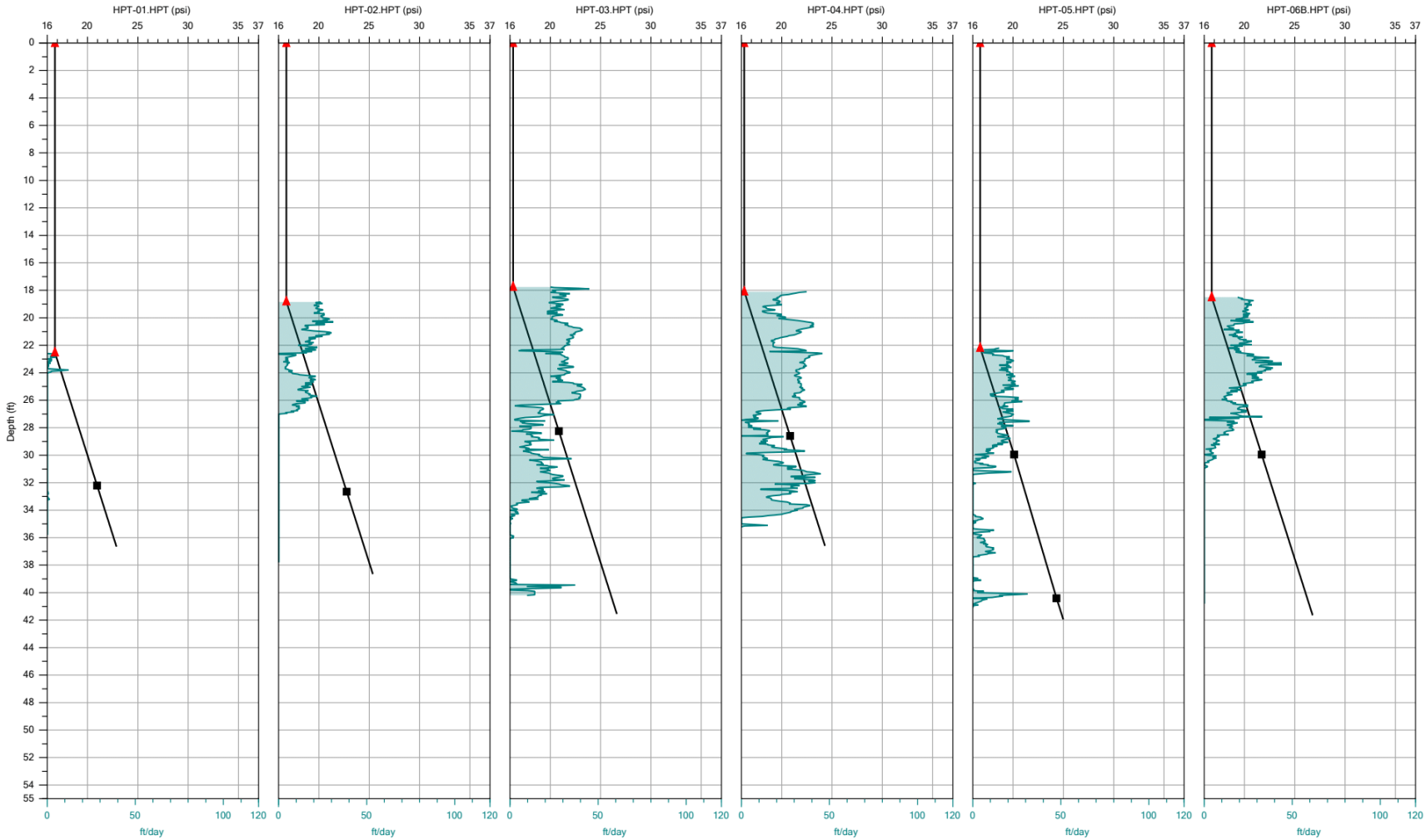

EAGLE SYNERGISTIC
OPTIMIZING TECHNOLOGIES, LLC.

Abs. Piezometric Pressure / Est. K

Company: Eagle Synergistic		Operator: JZ	
Project ID: 25.339		Client: GSE	
HPT-01.HPT	1/7/2026	HPT-04.HPT	1/7/2026
HPT-02.HPT	1/7/2026	HPT-05.HPT	1/6/2026
HPT-03.HPT	1/7/2026	HPT-06B.HPT	1/6/2026

Est. K (ft/day) & Absolute Piezometric Pressure (psi)

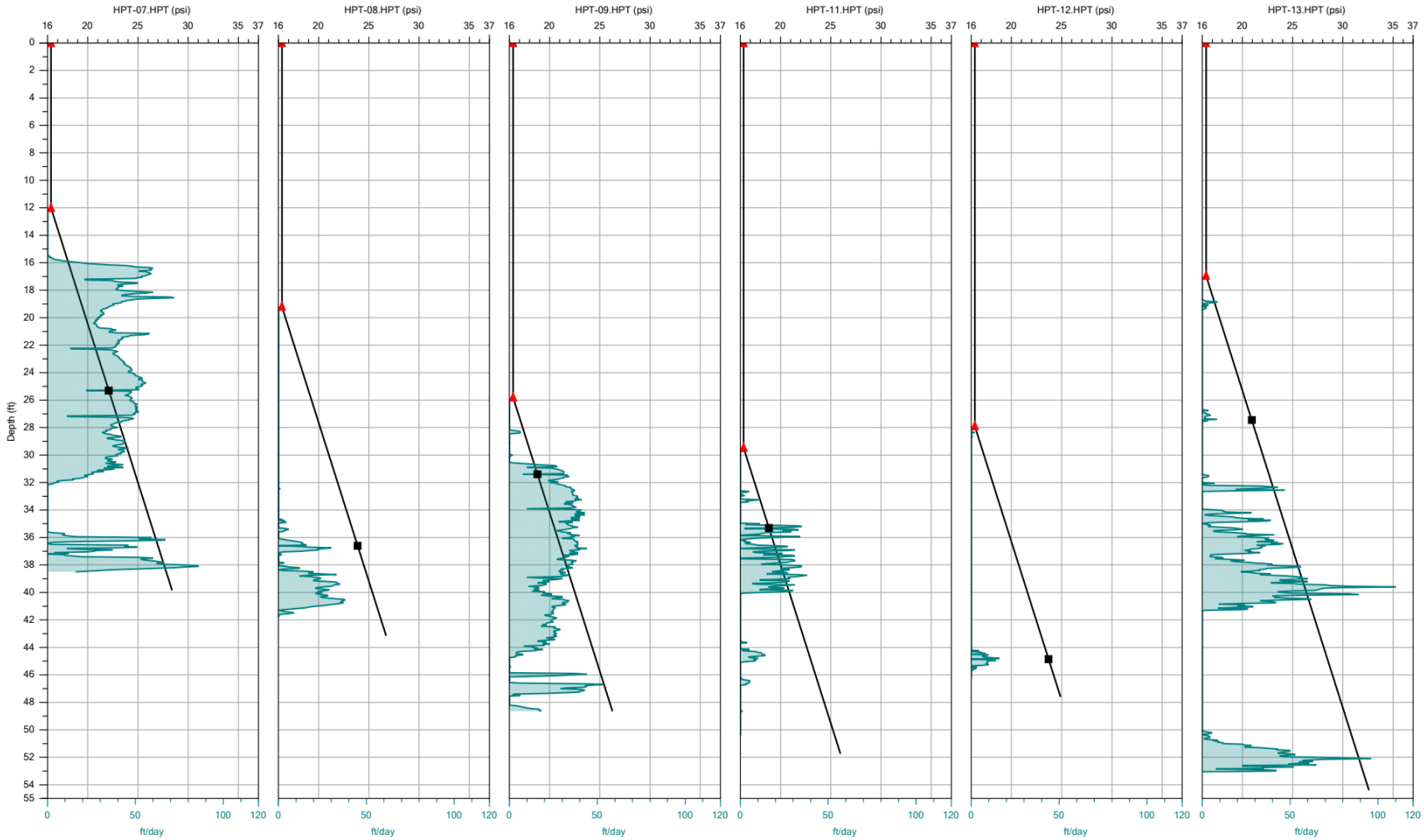

EAGLE SYNERGISTIC
OPTIMIZING TECHNOLOGIES, LLC.

Abs. Piezometric Pressure / Est. K

Company: Eagle Synergistic		Operator: JZ	
Project ID: 25.339		Client: GSE	
HPT-07.HPT	1/9/2026	HPT-11.HPT	1/8/2026
HPT-08.HPT	1/8/2026	HPT-12.HPT	1/8/2026
HPT-09.HPT	1/9/2026	HPT-13.HPT	1/9/2026

APPENDIX – INDIVIDUAL LOGS (HPT-01)

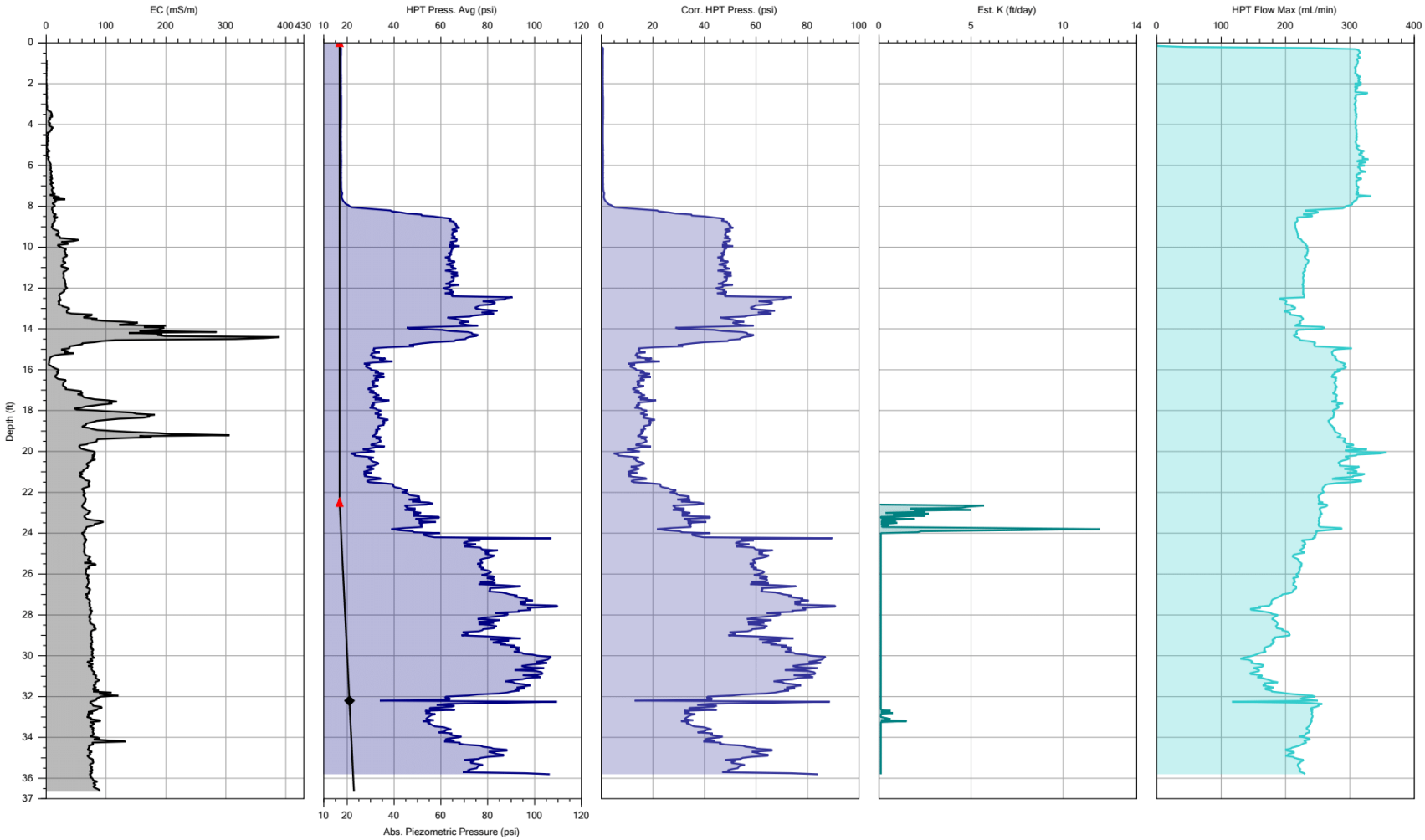

EAGLE SYNERGISTIC
OPTIMIZING TECHNOLOGIES, LLC.

Company: Eagle Synergistic	Operator: JZ	File: HPT-01.HPT	
Project ID: 25.339	Client: GSE	Date: 1/7/2026	
		Location: Rincon, GA	

APPENDIX – INDIVIDUAL LOGS (HPT-02)

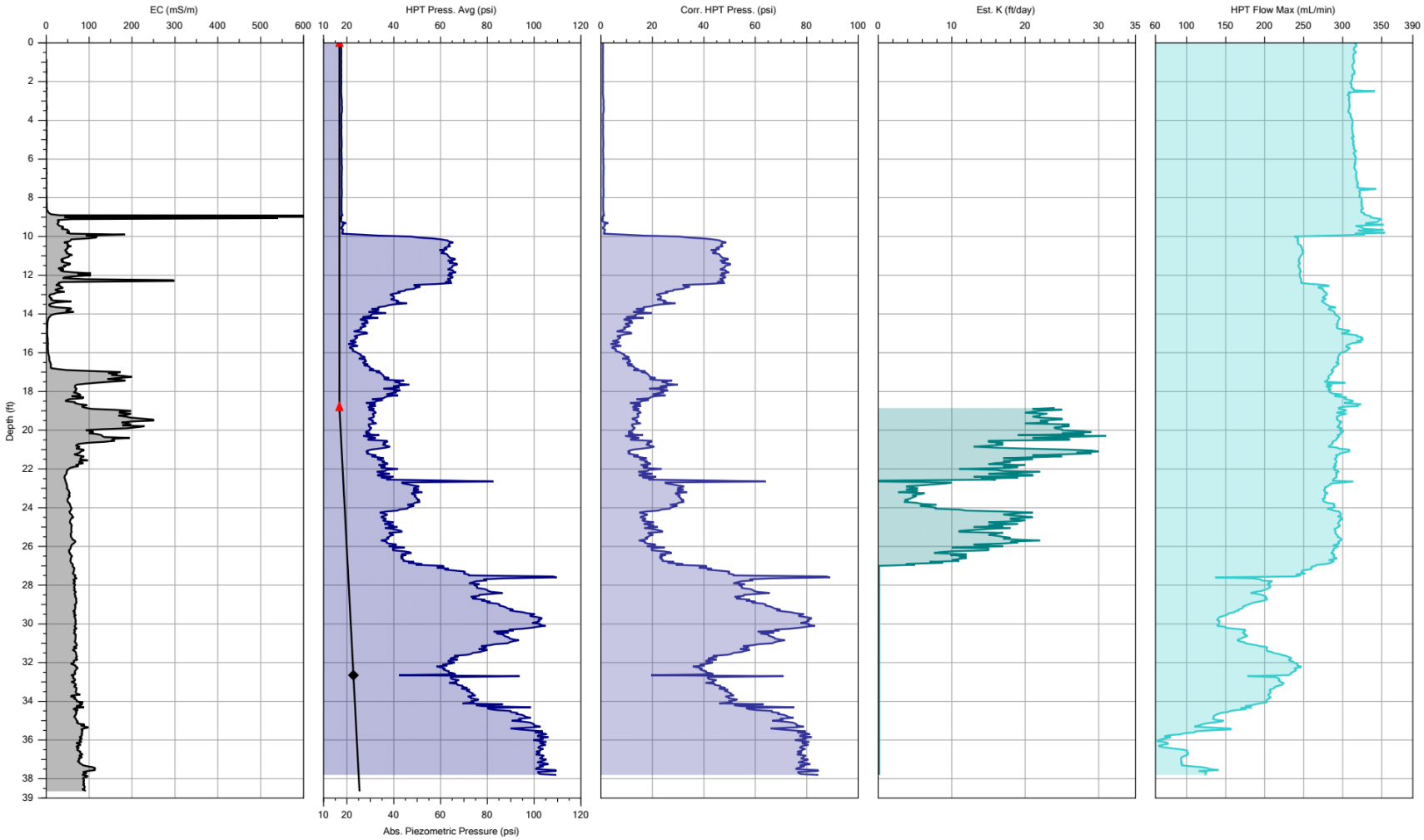

EAGLE SYNERGISTIC
OPTIMIZING TECHNOLOGIES, LLC.

Company: Eagle Synergistic	Operator: JZ	File: HPT-02.HPT	
Project ID: 25.339	Client: GSE	Date: 1/7/2026	Location: Rincon, GA

APPENDIX – INDIVIDUAL LOGS (HPT-03)

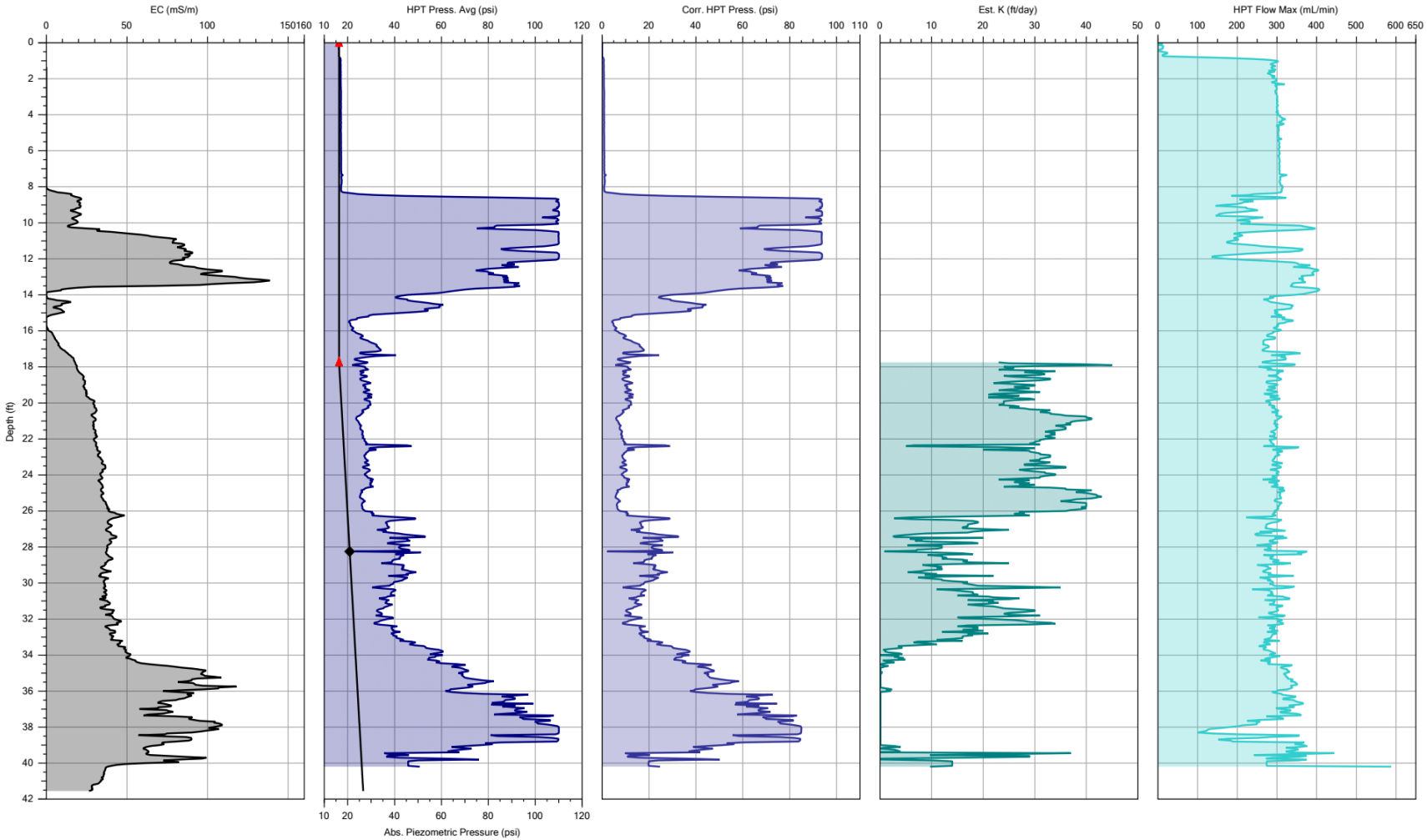

EAGLE SYNERGISTIC
OPTIMIZING TECHNOLOGIES, LLC.

			File: HPT-03.HPT
Company: Eagle Synergistic	Operator: JZ		Date: 1/7/2026
Project ID: 25.339	Client: GSE		Location: Rincon, GA

APPENDIX – INDIVIDUAL LOGS (HPT-04)

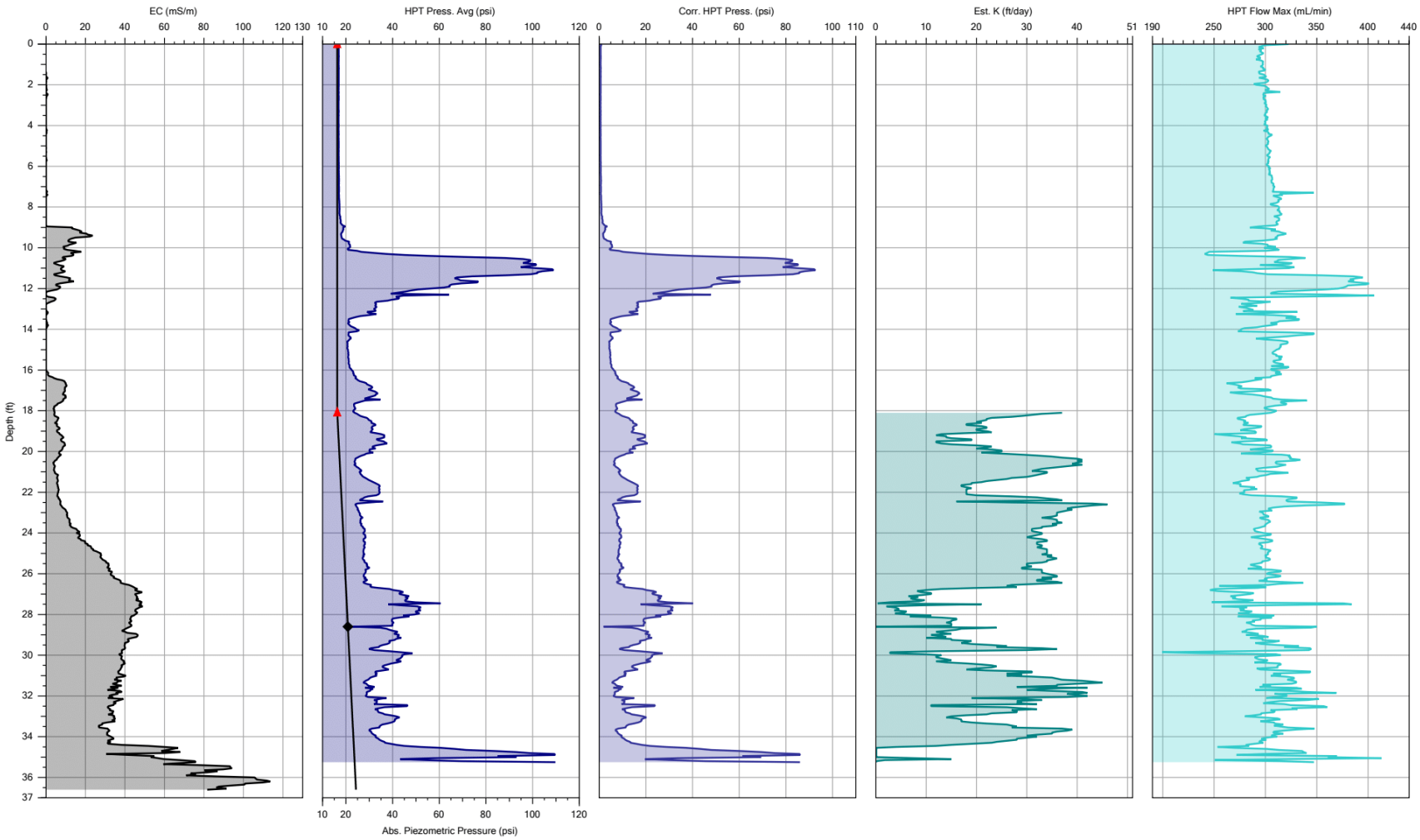

EAGLE SYNERGISTIC
OPTIMIZING TECHNOLOGIES, LLC.

			File: HPT-04.HPT
Company: Eagle Synergistic	Operator: JZ		Date: 1/7/2026
Project ID: 25.339	Client: GSE		Location: Rincon, GA

APPENDIX – INDIVIDUAL LOGS (HPT-05)

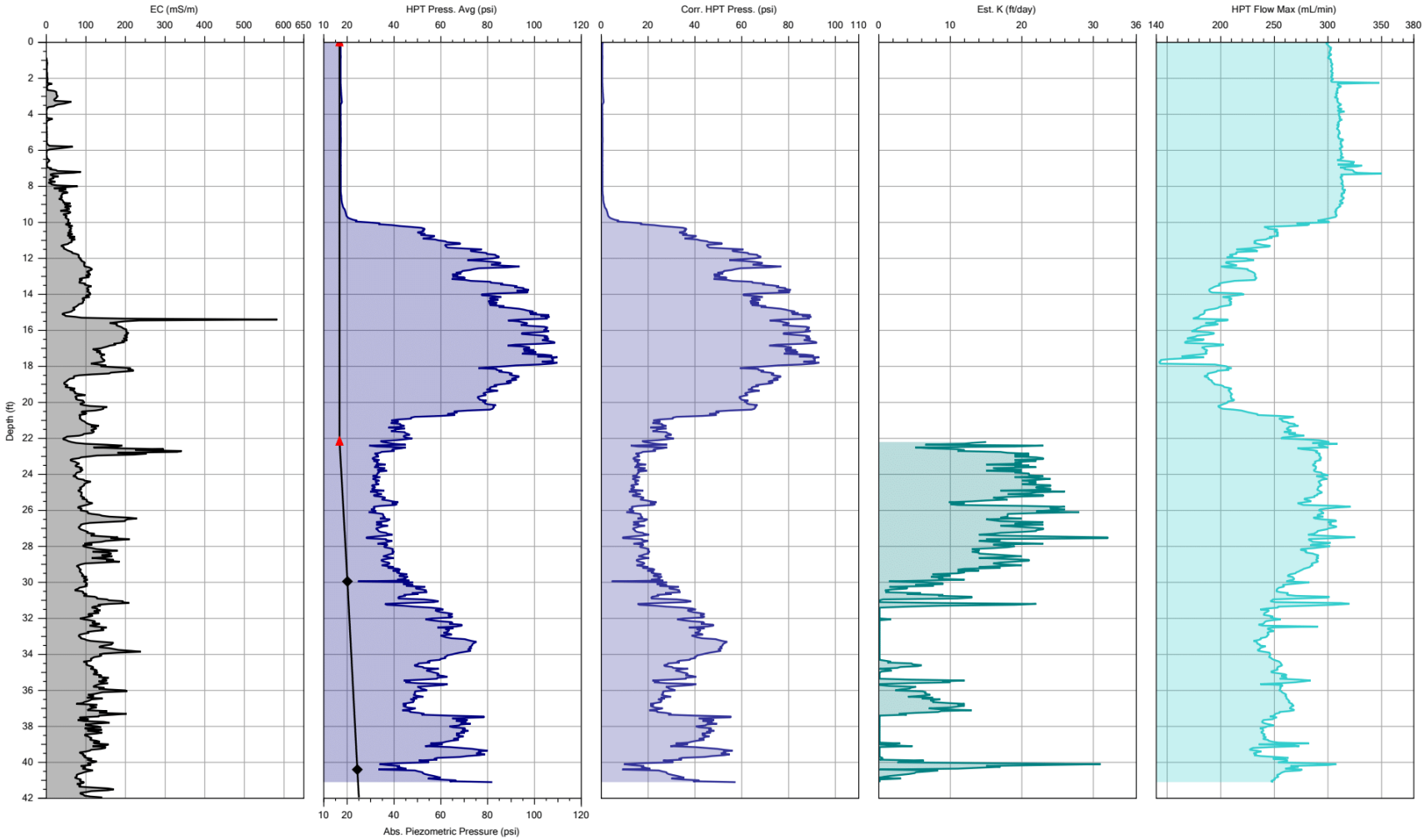

EAGLE SYNERGISTIC
OPTIMIZING TECHNOLOGIES, LLC.

Company: Eagle Synergistic	Operator: JZ	File: HPT-05.HPT	
Project ID: 25.339	Client: GSE	Date: 1/6/2026	
		Location: Rincon, GA	

APPENDIX – INDIVIDUAL LOGS (HPT-06B)

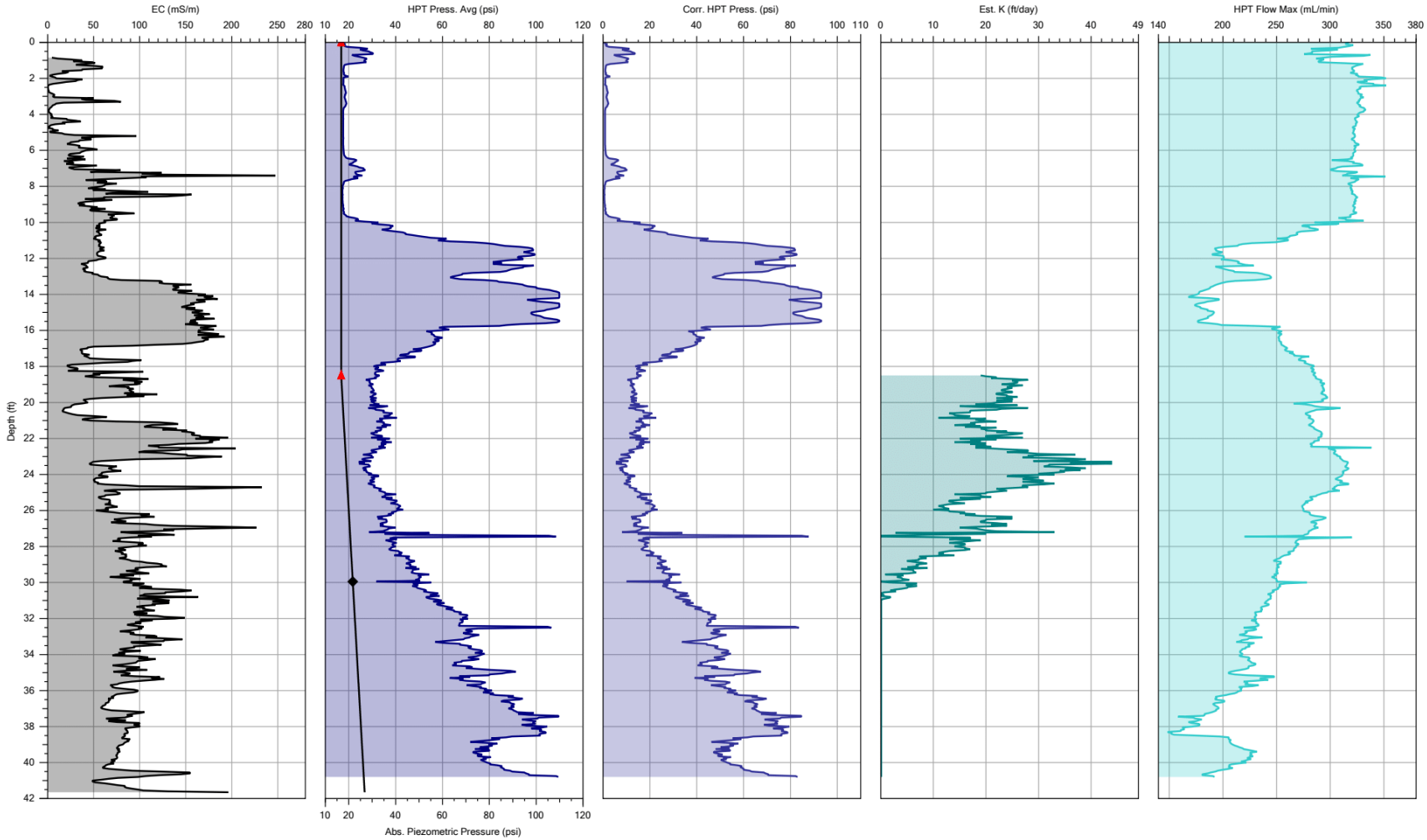

EAGLE SYNERGISTIC
OPTIMIZING TECHNOLOGIES, LLC.

Company: Eagle Synergistic	Operator: JZ	File: HPT-06B.HPT	
Project ID: 25.339	Client: GSE	Date: 1/6/2026	
		Location: Rincon, GA	

APPENDIX – INDIVIDUAL LOGS (HPT-07)

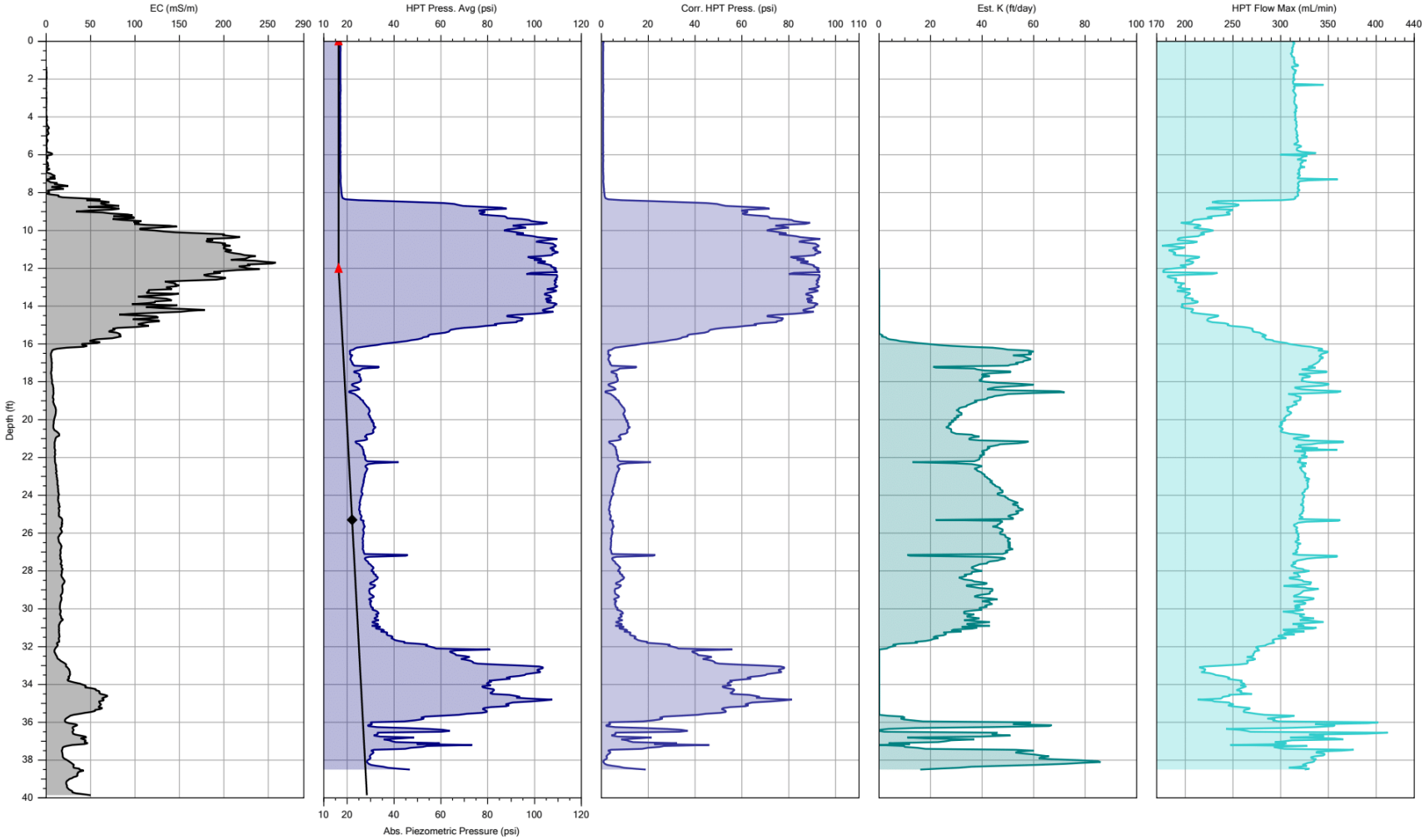

EAGLE SYNERGISTIC
OPTIMIZING TECHNOLOGIES, LLC.

Company: Eagle Synergistic	Operator: JZ	File: HPT-07.HPT	
Project ID: 25.339	Client: GSE	Date: 1/9/2026	
		Location: Rincon, GA	

APPENDIX – INDIVIDUAL LOGS (HPT-08)

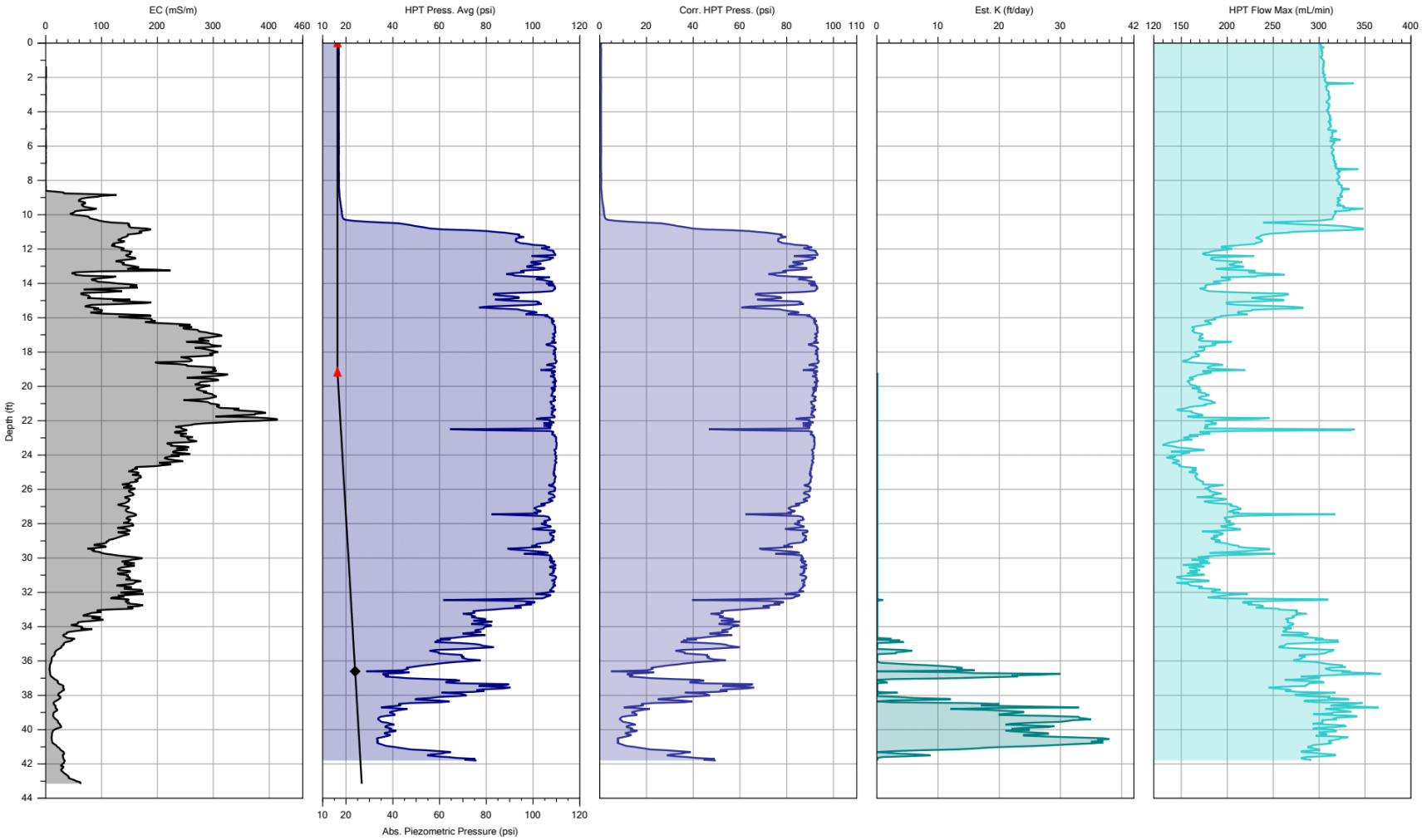

EAGLE SYNERGISTIC
OPTIMIZING TECHNOLOGIES, LLC.

			File: HPT-08.HPT
Company: Eagle Synergistic		Operator: JZ	Date: 1/8/2026
Project ID: 25.339		Client: GSE	Location: Rincon, GA

APPENDIX – INDIVIDUAL LOGS (HPT-09)

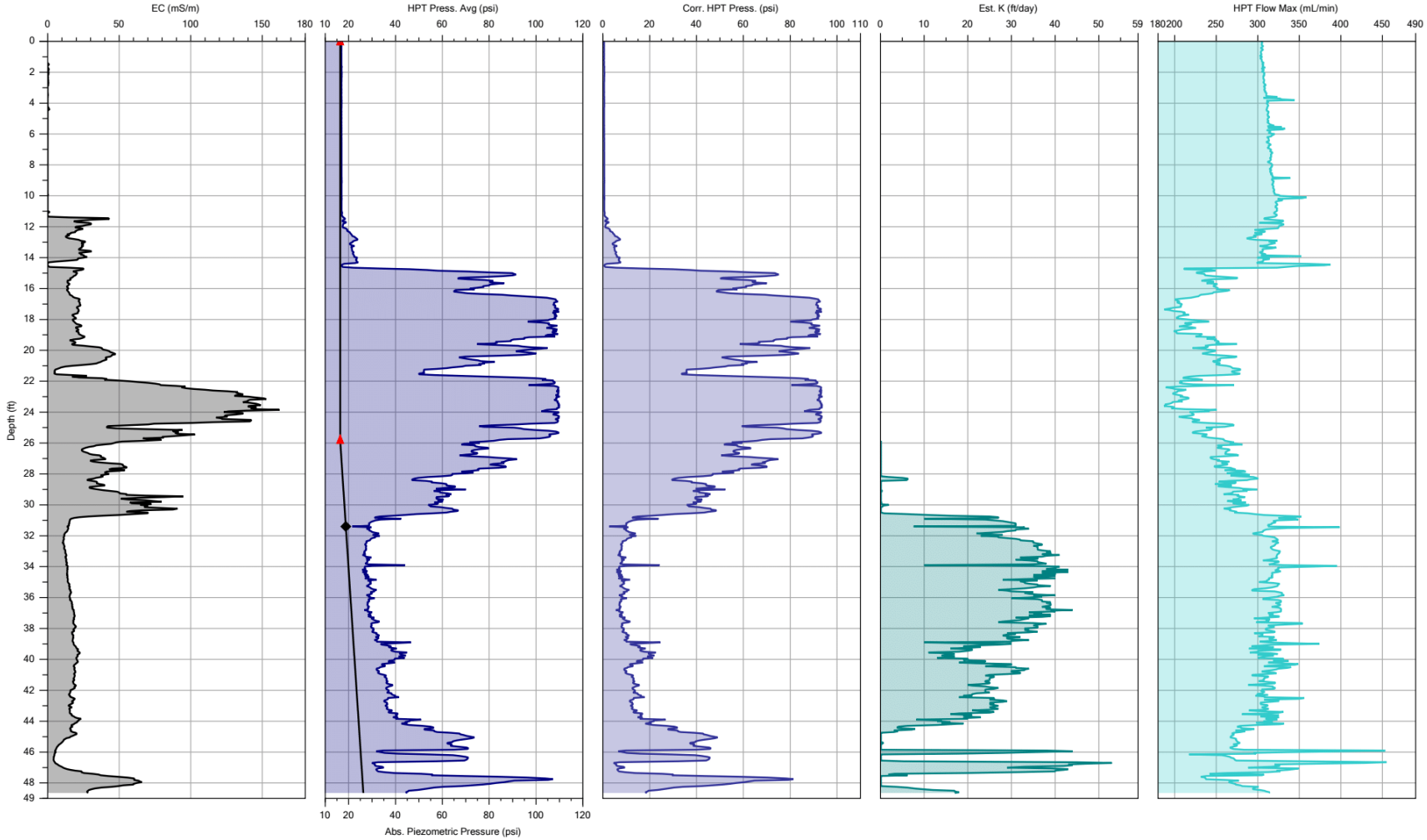

EAGLE SYNERGISTIC
OPTIMIZING TECHNOLOGIES, LLC.

			File: HPT-09.HPT
Company: Eagle Synergistic		Operator: JZ	Date: 1/9/2026
Project ID: 25.339		Client: GSE	Location: Rincon, GA

APPENDIX – INDIVIDUAL LOGS (HPT-10)

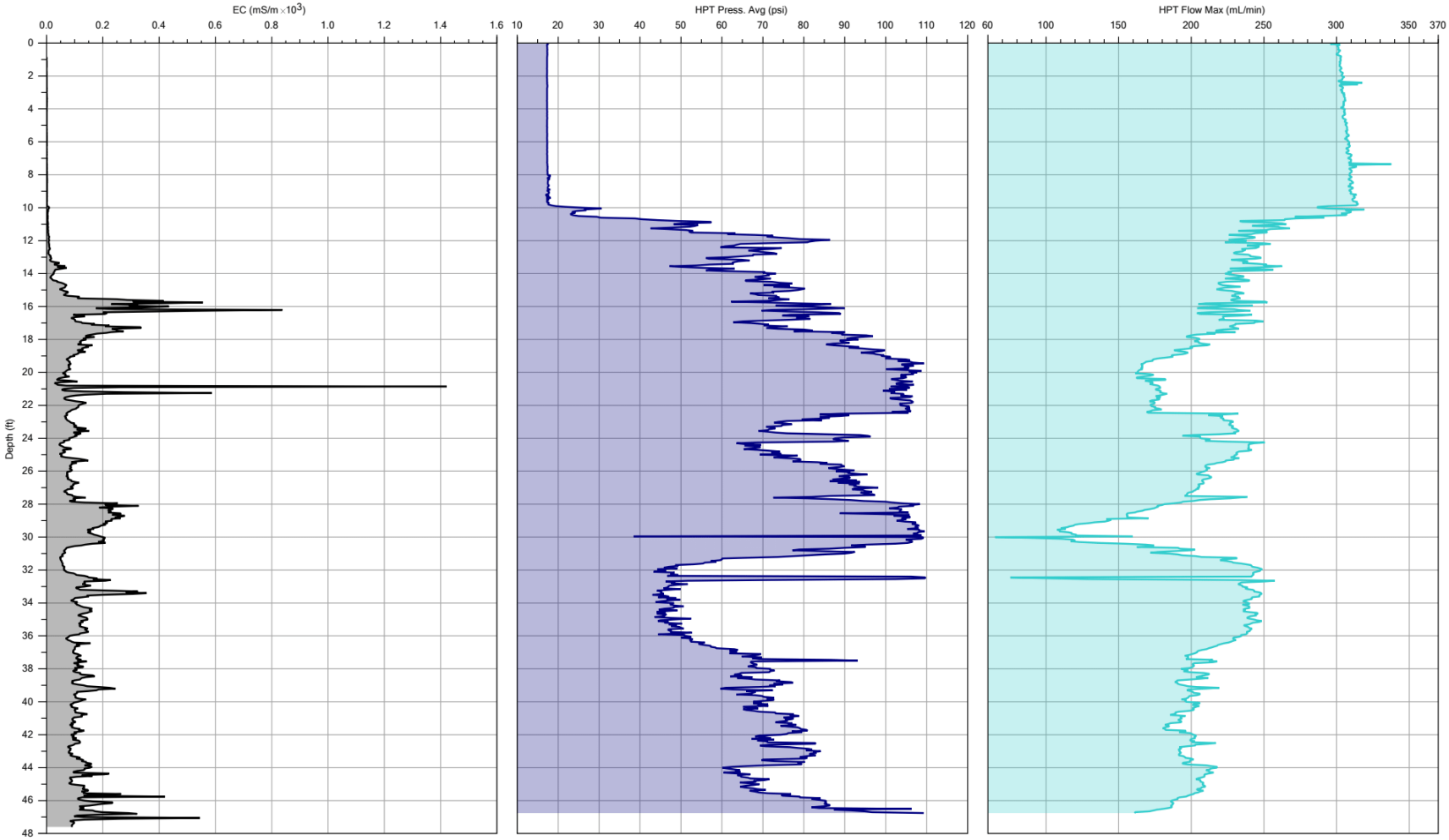

The Dissipation Test for HPT-10 did not equilibrate, leading to erroneous results, so those results are not included in this report.

EAGLE SYNERGISTIC
OPTIMIZING TECHNOLOGIES, LLC.

Company: Eagle Synergistic	Operator: JZ	File: HPT-10.HPT	
Project ID: 25.339	Client: GSE	Date: 1/6/2026	Location: Rincon, GA

APPENDIX – INDIVIDUAL LOGS (HPT-11)

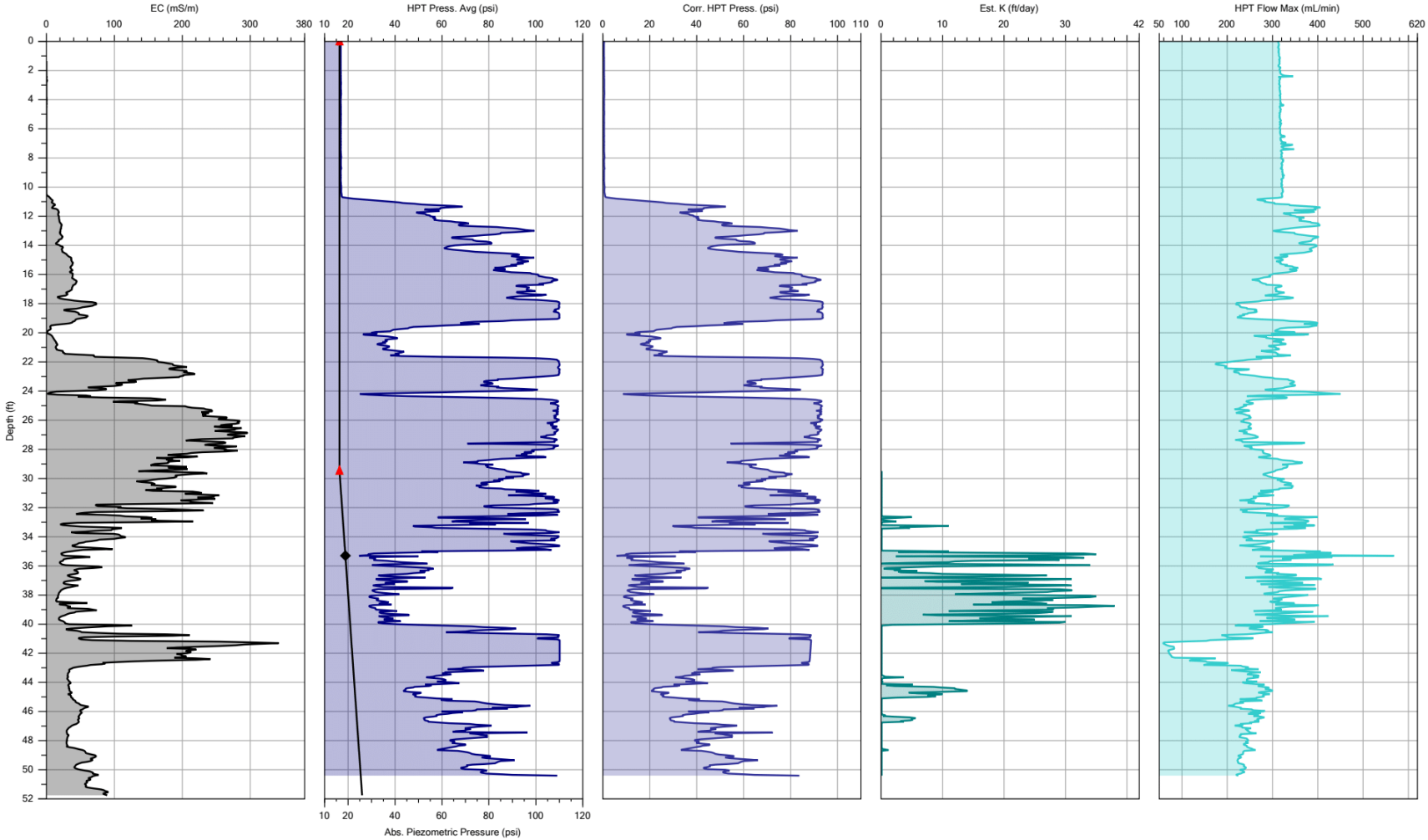

EAGLE SYNERGISTIC
OPTIMIZING TECHNOLOGIES, LLC.

Company: Eagle Synergistic	Operator: JZ	File: HPT-11.HPT	
Project ID: 25.339	Client: GSE	Date: 1/8/2026	
		Location: Rincon, GA	

APPENDIX – INDIVIDUAL LOGS (HPT-12)

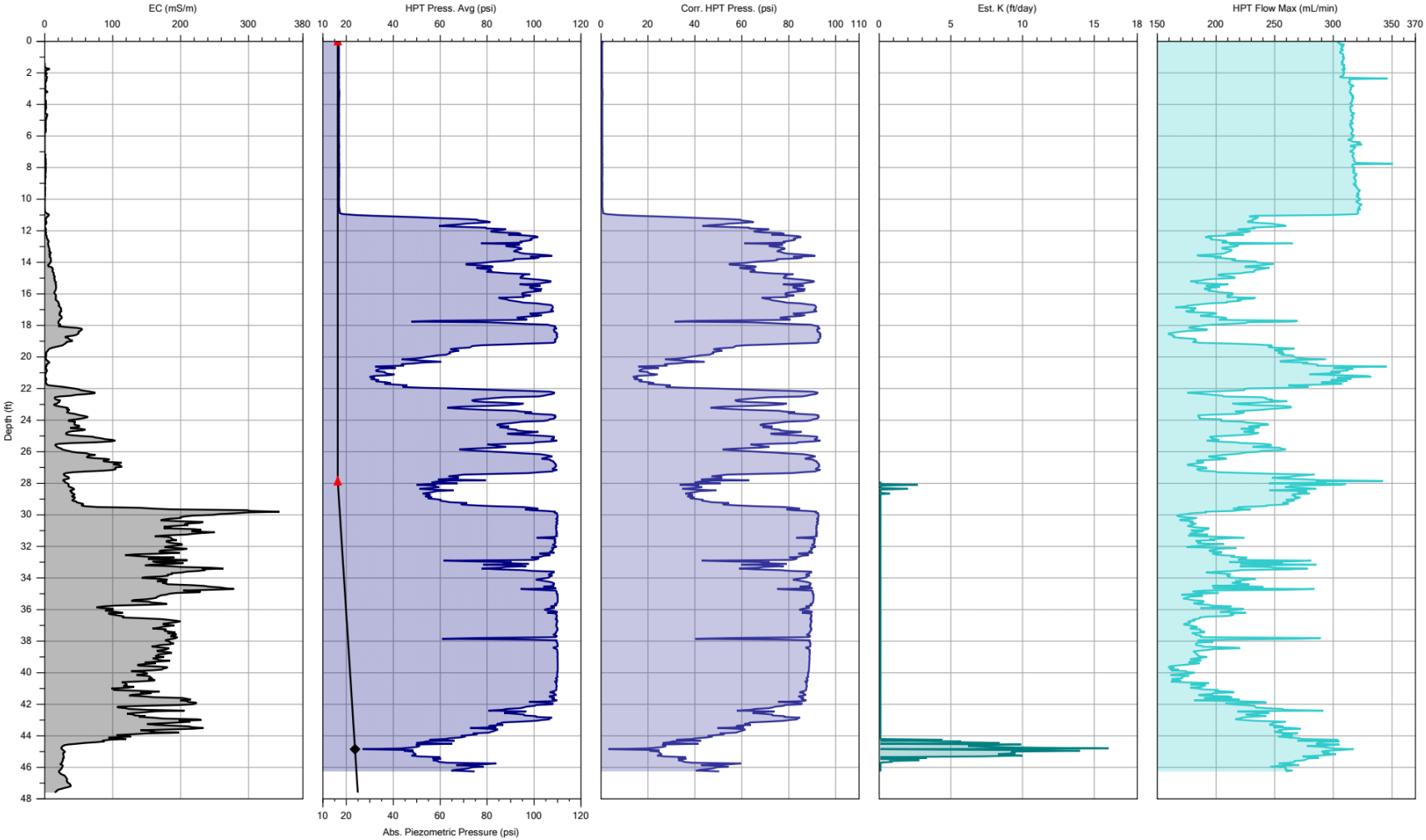

EAGLE SYNERGISTIC
OPTIMIZING TECHNOLOGIES, LLC.

			File: HPT-12.HPT
Company: Eagle Synergistic	Operator: JZ		Date: 1/8/2026
Project ID: 25.339	Client: GSE		Location: Rincon, GA

APPENDIX – INDIVIDUAL LOGS (HPT-13)

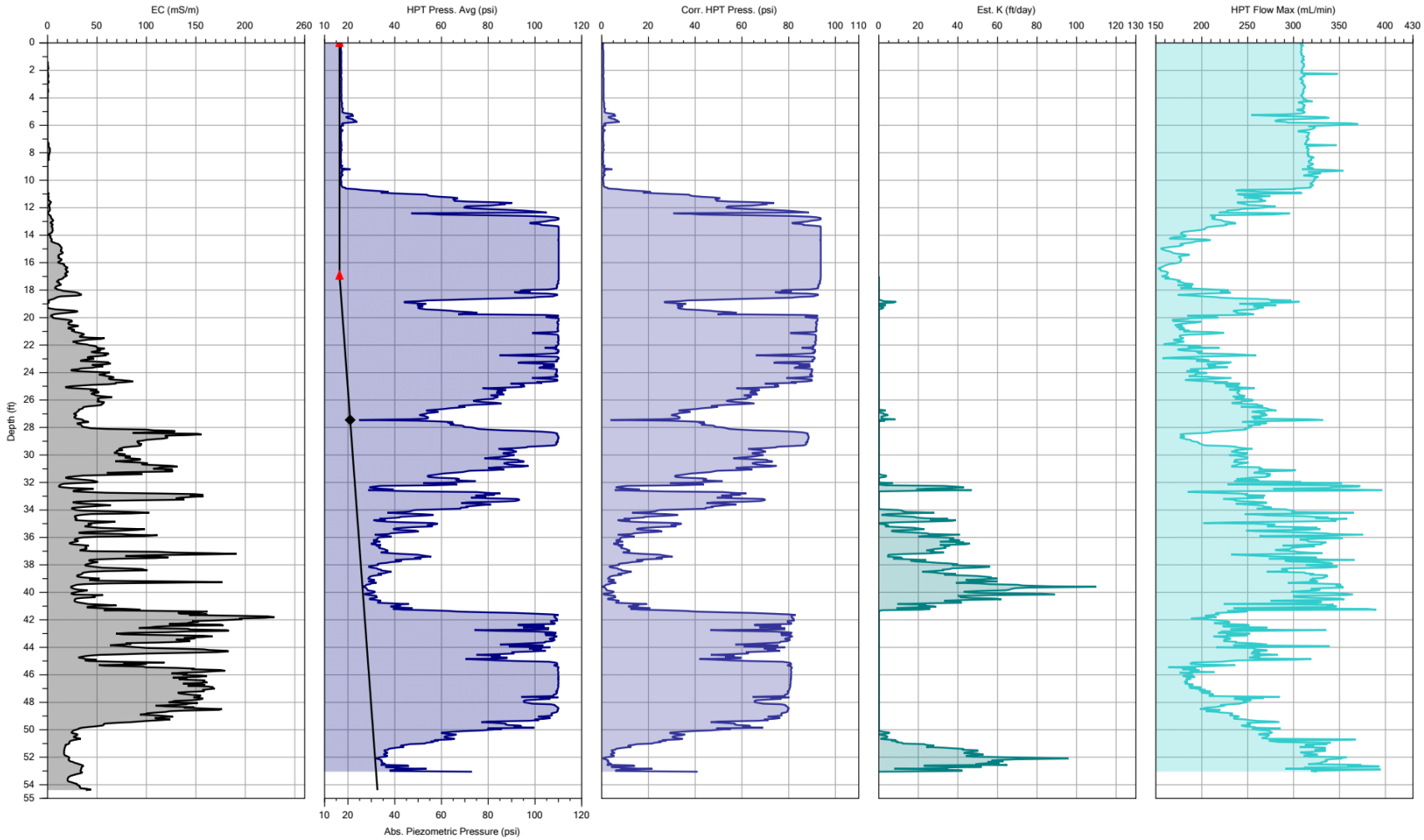

EAGLE SYNERGISTIC
OPTIMIZING TECHNOLOGIES, LLC.

Company: Eagle Synergistic	Operator: JZ	File: HPT-13.HPT	
Project ID: 25.339	Client: GSE	Date: 1/9/2026	
		Location: Rincon, GA	

Attachment 2

Vertical Aquifer Profiling Groundwater Sampling Logs

Soil Boring GW Sampling Log

Facility	Plant McIntosh	**Client:**	Southern Company	**Boring ID:**	SB-01	**Date**	2026-01-08
Facility Location	900 Old Augusta Rd. , Rincon, GA, 31326, US	**Weather**	Cloudy 70s			**Drill rig type:**	Terrasonic Track Rig
Scope of Work Status:	Complete	**Drilling Contractor:**	GSE	**Driller name:**	David	**Sampler Name:**	Perry Studebaker
Drilling fluid used:	water	**Static Water Level:**	No post-drill static water level recorded.	**Duplicate ID:**	N/A	**MS/MSD Sample ID:**	MCI-VAP01-PACK-23-26
						Equip. Blank ID:	

General Comments:

Grab or Purge	Sample Equipment	Sample Top (bgs)	Sample Bottom (ft bgs)	Purge Start Time	Purge End Time	Total Minutes Purged
purge	Submersible Pump	23	26	10:00	11:00	60

Notes: N/A

Time	Minutes Elapsed	Total Elapsed Minutes	Rate (mL/min)	Total Volume (L)	pH (standard units)	Specific Conductivity (mS/cm)	Turbidity (NTU)	Dissolved Oxygen (mg/L)	Temperature °C	Redox (mV)	Appearance	
											Color	Odor
10:00	0	0	300	0	0	0	0	0	0	0	--	--
10:30	30	30	100	0.79	7.24	0.962	65.83	4.23	20.5	-86	Clear	--
10:40	10	40	110	1.08	7.23	0.962	55.3	0.27	21.4	-116.9	Clear	--
10:45	5	45	110	1.23	7.23	0.959	64.1	0.29	20.6	-117.8	Clear	--
10:50	5	50	110	1.38	7.23	0.957	50.4	0.27	20.6	-118.9	Clear	--
10:55	5	55	110	1.53	7.22	0.954	49.2	0.26	21.1	-119.6	Clear	--
11:00	5	60	110	1.53	7.22	0.956	43.9	0.24	21.5	-120.5	Clear	--

Sample ID	Sample Date	Sample Time	Analyses	Container Type	Number of Bottles	Preservative
MCI-VAP01-PACK-23-26	2026-01-09	11:00	6010D	HDPE Plastic	1	HNO3
MCI-VAP01-PACK-23-26	2026-01-09	11:00	6010D(FF)	HDPE Plastic	1	HNO3
MCI-VAP01-PACK-23-26	2026-01-09	11:00	GenChem (SM2320B)	HDPE Plastic	1	None
MCI-VAP01-PACK-23-26	2026-01-09	11:00	Total dissolved solids (2540C)	HDPE Plastic	1	None

ft-bmp = feet below measuring point
in = inches
ft = feet
mL/min = milliliters per minute

mS/cm = milliSiemens per centimeter
NTU = Nephelometric Turbidity Unit
mg/L = milligrams per liter

mV = millivolts
°F = degrees Fahrenheit
°C = degrees Celsius
-- = Not applicable based on fields selected as "None"

Soil Boring GW Sampling Log

Facility	Plant McIntosh	**Client:**	Southern Company	**Boring ID:**	SB-04	**Date**	2026-01-09
Facility Location	900 Old Augusta Rd. , Rincon, GA, 31326, US	**Weather**	70s clear			**Drill rig type:**	Terrasonic Track Rig
Scope of Work Status:	Complete	**Drilling Contractor:**	GSE	**Driller name:**	David	**Sampler Name:**	Perry Studebaker
Drilling fluid used:	water	**Static Water Level:**	No post-drill static water level recorded.	**Duplicate ID:**	MCI-DUP01-PACK	**MS/MSD Sample ID:**	N/A
				Equip. Blank ID:	N/A		

General Comments:

Grab or Purge	Sample Equipment	Sample Top (bgs)	Sample Bottom (ft bgs)	Purge Start Time	Purge End Time	Total Minutes Purged
purge	Submersible Pump	24	27	09:05	10:25	80

Notes: N/A

Time	Minutes Elapsed	Total Elapsed Minutes	Rate (mL/min)	Total Volume (gal)	pH (standard units)	Specific Conductivity (mS/cm)	Turbidity (NTU)	Dissolved Oxygen (mg/L)	Temperature °C	Redox (mV)	Appearance	
											Color	Odor
09:05	0	0	333	0	0	0	0	0	0	0	--	--
10:00	55	55	130	1.89	7.01	0.718	55.6	0.88	22.4	-74.6	Clear	--
10:05	5	60	130	2.06	7.02	0.712	27.5	0.19	22.4	-66.5	Clear	--
10:10	5	65	130	2.23	7.01	0.698	16.8	0.12	22.7	-55	Clear	--
10:15	5	70	130	2.4	7.01	0.692	15.1	0.11	22.8	-61.8	Clear	--
10:20	5	75	130	2.57	7.01	0.692	13.3	0.1	22.8	-69.1	Clear	--
10:25	5	80	130	2.74	7.01	0.693	9.2	0.1	22.8	-74.5	Clear	--

Sample ID	Sample Date	Sample Time	Analyses	Container Type	Number of Bottles	Preservative
MCI-VAP04-PACK-24-27	2026-01-10	10:25	6010D(FF)	HDPE Plastic	1	HNO3
MCI-VAP04-PACK-24-27	2026-01-10	10:25	6010D	HDPE Plastic	1	HNO3
MCI-VAP04-PACK-24-27	2026-01-10	10:25	Total dissolved solids (2540C)	HDPE Plastic	1	None
MCI-VAP04-PACK-24-27	2026-01-10	10:25	GenChem (SM2320B)	HDPE Plastic	1	None

ft-bmp = feet below measuring point
in = inches
ft = feet
mL/min = milliliters per minute

mS/cm = milliSiemens per centimeter
NTU = Nephelometric Turbidity Unit
mg/L = milligrams per liter

mV = millivolts
°F = degrees Fahrenheit
°C = degrees Celsius
-- = Not applicable based on fields selected as "None"

Soil Boring GW Sampling Log

Facility	Plant McIntosh	**Client:**	Southern Company	**Boring ID:**	SB-05	**Date**	2026-01-11
Facility Location	900 Old Augusta Rd. , Rincon, GA, 31326, US	**Weather**	Clear 40s-70s			**Drill rig type:**	Terrasonic Track Rig
Scope of Work Status:	Complete	**Drilling Contractor:**	GSE	**Driller name:**	David	**Sampler Name:**	Perry Studebaker
Drilling fluid used:	water	**Static Water Level:**	No post-drill static water level recorded.	**Duplicate ID:**	N/A	**MS/MSD Sample ID:**	N/A
				Equip. Blank ID:	N/A		

General Comments:

Grab or Purge	Sample Equipment	Sample Top (bgs)	Sample Bottom (ft bgs)	Purge Start Time	Purge End Time	Total Minutes Purged
purge	Submersible Pump	25	28	08:45	10:05	80

Notes: N/A

Time	Minutes Elapsed	Total Elapsed Minutes	Rate (mL/min)	Total Volume (gal)	pH (standard units)	Specific Conductivity (mS/cm)	Turbidity (NTU)	Dissolved Oxygen (mg/L)	Temperature °C	Redox (mV)	Appearance	
											Color	Odor
08:45	0	0	240	0	0	0	183	0	0	0	Clear	--
09:20	35	35	150	1.39	6.18	0.4799	103	1.22	17.3	-23.2	Clear	--
09:25	5	40	150	1.59	6.17	0.4774	112	1.2	17.2	-23.9	Clear	--
09:30	5	45	150	1.79	6.15	0.4756	96.8	1.26	17.4	-24.6	Clear	--
09:35	5	50	150	1.99	6.15	0.475	70	1.3	17.9	-25.5	Clear	--
09:40	5	55	150	2.19	6.15	0.4735	57.5	1.27	17.9	-26.3	Clear	--
09:45	5	60	150	2.39	6.14	0.4744	52.3	1.31	18.1	-25.8	Clear	--
09:50	5	65	150	2.59	6.13	0.4732	46.1	1.33	18.2	-25.4	Clear	--
09:55	5	70	150	2.79	6.14	0.4732	38.9	1.36	18.4	-24.4	Clear	--
10:00	5	75	150	2.99	6.12	0.4727	34.5	1.39	18.7	-23.6	Clear	--
10:05	5	80	150	3.19	6.12	0.4736	34.2	1.32	18.9	-23.6	Clear	--

Sample ID	Sample Date	Sample Time	Analyses	Container Type	Number of Bottles	Preservative
MCI-VAP05-PACK-25-28	2026-01-12	10:05	6010D(FF)	HDPE Plastic	1	HNO3
MCI-VAP05-PACK-25-28	2026-01-12	10:05	6010D	HDPE Plastic	1	HNO3
MCI-VAP05-PACK-25-28	2026-01-12	10:05	Total dissolved solids (2540C)	HDPE Plastic	1	None
MCI-VAP05-PACK-25-28	2026-01-12	10:05	GenChem (SM2320B)	HDPE Plastic	1	None

ft-bmp = feet below measuring point
in = inches
ft = feet
mL/min = milliliters per minute

mS/cm = milliSiemens per centimeter
NTU = Nephelometric Turbidity Unit
mg/L = milligrams per liter

mV = millivolts
°F = degrees Fahrenheit
°C = degrees Celsius
-- = Not applicable based on fields selected as "None"

Soil Boring GW Sampling Log

Facility	Plant McIntosh	**Client:**	Southern Company	**Boring ID:**	SB-06	**Date**	2026-01-11
Facility Location	900 Old Augusta Rd. , Rincon, GA, 31326, US	**Weather**	Cloudy 70s			**Drill rig type:**	Terrasonic Track Rig
Scope of Work Status:	Complete	**Drilling Contractor:**	GSE	**Driller name:**	David	**Sampler Name:**	Perry Studebaker
Drilling fluid used:	water	**Static Water Level:**	No post-drill static water level recorded.	**Duplicate ID:**	N/A	**MS/MSD Sample ID:**	N/A
				Equip. Blank ID:	N/A		

General Comments:

Grab or Purge	Sample Equipment	Sample Top (bgs)	Sample Bottom (ft bgs)	Purge Start Time	Purge End Time	Total Minutes Purged
purge	Submersible Pump	24	27	11:50	13:25	95

Notes: N/A

Time	Minutes Elapsed	Total Elapsed Minutes	Rate (mL/min)	Total Volume (gal)	pH (standard units)	Specific Conductivity (mS/cm)	Turbidity (NTU)	Dissolved Oxygen (mg/L)	Temperature °C	Redox (mV)	Appearance	
											Color	Odor
11:50	0	0	130	0	0	0	0	0	0	0	Brown	--
13:05	75	75	120	2.38	5.58	0.1627	194	0.61	22	98.9	Clear	--
13:10	5	80	120	2.54	5.58	0.1601	149	0.32	22.1	94.8	Clear	--
13:15	5	85	120	2.7	5.58	0.1588	137	0.3	22.1	90.7	Clear	--
13:20	5	90	120	2.86	5.58	0.1584	133	0.29	22.7	86.4	Clear	--
13:25	5	95	120	3.02	5.58	0.158	124	0.23	22.2	82.7	Clear	--

Sample ID	Sample Date	Sample Time	Analyses	Container Type	Number of Bottles	Preservative
MCI-VAP06-PACK-24-27	2026-01-11	13:25	6010D	HDPE Plastic	1	HNO3
MCI-VAP06-PACK-24-27	2026-01-11	13:25	6010D(FF)	HDPE Plastic	1	HNO3
MCI-VAP06-PACK-24-27	2026-01-11	13:25	GenChem (SM2320B)	HDPE Plastic	1	None
MCI-VAP06-PACK-24-27	2026-01-11	13:25	Total dissolved solids (2540C)	HDPE Plastic	1	None

ft-bmp = feet below measuring point
in = inches
ft = feet
mL/min = milliliters per minute

mS/cm = milliSiemens per centimeter
NTU = Nephelometric Turbidity Unit
mg/L = milligrams per liter

mV = millivolts
°F = degrees Fahrenheit
°C = degrees Celsius
-- = Not applicable based on fields selected as "None"

Soil Boring GW Sampling Log

Facility	Plant McIntosh	**Client:**	Southern Company	**Boring ID:**	SB-08	**Date**	2026-01-10
Facility Location	900 Old Augusta Rd. , Rincon, GA, 31326, US	**Weather**	Cloudy 70s			**Drill rig type:**	Terrasonic Track Rig
Scope of Work Status:	Complete	**Drilling Contractor:**	GSE	**Driller name:**	David	**Sampler Name:**	Perry Studebaker
Drilling fluid used:	water	**Static Water Level:**	No post-drill static water level recorded.	**Duplicate ID:**	N/A	**MS/MSD Sample ID:**	N/A
				Equip. Blank ID:	N/A		

General Comments:

Grab or Purge	Sample Equipment	Sample Top (bgs)	Sample Bottom (ft bgs)	Purge Start Time	Purge End Time	Total Minutes Purged
purge	Submersible Pump	31	34	16:55	18:00	65

Notes: N/A

Time	Minutes Elapsed	Total Elapsed Minutes	Rate (mL/min)	Total Volume (gal)	pH (standard units)	Specific Conductivity (mS/cm)	Turbidity (NTU)	Dissolved Oxygen (mg/L)	Temperature °C	Redox (mV)	Appearance	
											Color	Odor
16:55	0	0	130	0	0	0	0	0	0	0	Grayish Brown	--
17:35	40	40	130	200	6.51	0.288	1000	0.48	22.1	-20.8	Grayish Brown	--
17:40	5	45	130	1.54	6.45	0.2824	1000	0.34	22.1	-14	Grayish Brown	--
17:45	5	50	130	1.71	6.37	0.2719	1000	0.28	22	-8.5	Grayish Brown	--
17:50	5	55	130	1.88	6.33	0.2633	1000	0.29	22	-3.9	Grayish Brown	--
17:55	5	60	130	2.05	6.28	0.255	1000	0.31	21.9	0.8	Grayish Brown	--
18:00	5	65	130	2.22	6.23	0.247	1000	0.33	21.9	5.6	Grayish Brown	--

Sample ID	Sample Date	Sample Time	Analyses	Container Type	Number of Bottles	Preservative
MCI-VAP08-PACK-31-34	2026-01-10	18:00	6010D	HDPE Plastic	1	HNO3
MCI-VAP08-PACK-31-34	2026-01-10	18:00	6010D(FF)	HDPE Plastic	1	HNO3
MCI-VAP08-PACK-31-34	2026-01-10	18:00	GenChem (SM2320B)	HDPE Plastic	1	None
MCI-VAP08-PACK-31-34	2026-01-10	18:00	Total dissolved solids (2540C)	HDPE Plastic	1	None

ft-bmp = feet below measuring point
in = inches
ft = feet
mL/min = milliliters per minute

mS/cm = milliSiemens per centimeter
NTU = Nephelometric Turbidity Unit
mg/L = milligrams per liter

mV = millivolts
°F = degrees Fahrenheit
°C = degrees Celsius
-- = Not applicable based on fields selected as "None"

Soil Boring GW Sampling Log

Facility	Plant McIntosh	**Client:**	Southern Company	**Boring ID:**	SB-11	**Date**	2026-01-13
Facility Location	900 Old Augusta Rd. , Rincon, GA, 31326, US	**Weather**	Clear 30s-70s			**Drill rig type:**	Terrasonic Track Rig
Scope of Work Status:	Complete	**Drilling Contractor:**	GSE	**Driller name:**	David	**Sampler Name:**	Perry Studebaker
Drilling fluid used:	water	**Static Water Level:**	No post-drill static water level recorded.	**Duplicate ID:**	N/A	**MS/MSD Sample ID:**	N/A
				Equip. Blank ID:	N/A		

General Comments:

Grab or Purge	Sample Equipment	Sample Top (bgs)	Sample Bottom (ft bgs)	Purge Start Time	Purge End Time	Total Minutes Purged
purge	Submersible Pump	34	37	10:45	12:05	80

Notes: N/A

Time	Minutes Elapsed	Total Elapsed Minutes	Rate (mL/min)	Total Volume (gal)	pH (standard units)	Specific Conductivity (mS/cm)	Turbidity (NTU)	Dissolved Oxygen (mg/L)	Temperature °C	Redox (mV)	Appearance	
											Color	Odor
10:45	0	0	240	0	0	0	183	0	0	0	Clear	--
11:50	65	65	200	3.43	6.46	0.492	--	0.76	21.8	-88.9	Brown	--
11:55	5	70	200	3.69	6.43	0.4892	1000	0.75	21	-93.2	Brown	--
12:00	5	75	200	3.95	6.41	0.4861	1000	0.72	20.9	-100.4	Brown	--
12:05	5	80	200	4.21	6.41	0.488	1000	0.72	21.2	-102.3	Brown	--

Sample ID	Sample Date	Sample Time	Analyses	Container Type	Number of Bottles	Preservative
MCI-VAP11-PACK-34-37	2026-01-20	12:05	6010D	HDPE Plastic	1	HNO3
MCI-VAP11-PACK-34-37	2026-01-20	12:05	6010D(FF)	HDPE Plastic	1	HNO3
MCI-VAP11-PACK-34-37	2026-01-20	12:05	GenChem (SM2320B)	HDPE Plastic	1	None
MCI-VAP11-PACK-34-37	2026-01-20	12:05	Total dissolved solids (2540C)	HDPE Plastic	1	None

ft-bmp = feet below measuring point
in = inches
ft = feet
mL/min = milliliters per minute

mS/cm = milliSiemens per centimeter
NTU = Nephelometric Turbidity Unit
mg/L = milligrams per liter

mV = millivolts
°F = degrees Fahrenheit
°C = degrees Celsius
-- = Not applicable based on fields selected as "None"

Soil Boring GW Sampling Log

Facility	Plant McIntosh	**Client:**	Southern Company	**Boring ID:**	SB-12	**Date**	2026-01-20
Facility Location	900 Old Augusta Rd. , Rincon, GA, 31326, US	**Weather**	Clear 30s-50s			**Drill rig type:**	Terrasonic Track Rig
Scope of Work Status:	Complete	**Drilling Contractor:**	GSE	**Driller name:**	David	**Sampler Name:**	Perry Studebaker
Drilling fluid used:	water	**Static Water Level:**	No post-drill static water level recorded.	**Duplicate ID:**	N/A	**MS/MSD Sample ID:**	N/A
				Equip. Blank ID:	N/A		

General Comments:

Grab or Purge	Sample Equipment	Sample Top (bgs)	Sample Bottom (ft bgs)	Purge Start Time	Purge End Time	Total Minutes Purged
purge	Submersible Pump	42	45	10:00	14:15	255

Notes: N/A

Time	Minutes Elapsed	Total Elapsed Minutes	Rate (mL/min)	Total Volume (gal)	pH (standard units)	Specific Conductivity (mS/cm)	Turbidity (NTU)	Dissolved Oxygen (mg/L)	Temperature °C	Redox (mV)	Appearance	
											Color	Odor
10:00	0	0	200	0	0	0	183	0	0	0	Clear	--
13:05	185	185	200	9.8	0	0	0	0	0	0	Brown	--
14:05	60	245	200	13	8.08	0.632	1000	0.55	21.1	-14.2	Brown	--
14:10	5	250	200	13.3	8.02	0.621	1000	0.16	21.2	-23.3	Brown	--
14:15	5	255	200	13.5	7.99	0.62	1000	0.11	21.1	-23.5	Brown	--

Sample ID	Sample Date	Sample Time	Analyses	Container Type	Number of Bottles	Preservative
MCI-VAP12-PACK-42-45	2026-01-21	14:15	6010D(FF)	HDPE Plastic	1	HNO3
MCI-VAP12-PACK-42-45	2026-01-21	14:15	6010D	HDPE Plastic	1	HNO3
MCI-VAP12-PACK-42-45	2026-01-21	14:15	Total dissolved solids (2540C)	HDPE Plastic	1	None
MCI-VAP12-PACK-42-45	2026-01-21	14:15	GenChem (SM2320B)	HDPE Plastic	1	None

ft-bmp = feet below measuring point
in = inches
ft = feet
mL/min = milliliters per minute

mS/cm = milliSiemens per centimeter
NTU = Nephelometric Turbidity Unit
mg/L = milligrams per liter

mV = millivolts
°F = degrees Fahrenheit
°C = degrees Celsius
-- = Not applicable based on fields selected as "None"

Attachment 3

Data Validation and Laboratory Analytical Reports

GEORGIA POWER – PLANT MCINTOSH

Data Review

RINCON, GORGIA

Metals Analysis

SDG #: 705-54492-1

Analyses Performed By:
Eurofins Atlanta
Atlanta, GA

Report #: 64446R
Review Level: Stage 2A
Project: 30250944.5

Summary

This data quality assessment summarizes the review of Sample Delivery Groups (SDG) #705-54492-1 for samples collected in association with the Georgia Power Plant McIntosh Site in Rincon, GA. The review was conducted as a Stage 2A evaluation and included review of data package completeness. Only analytical data as reported by the laboratory were reviewed for this validation. Field documentation was not included in this review. Included with this assessment are the validation annotated sample result sheets, and chain of custody. Analyses were performed on the following samples.

Sample ID	Lab ID	Matrix	Sample Collection Date	Parent Sample	Analysis	
					MET	MISC
MCI-SB01-12-14	705-54492-1	SO	1/9/2026		X	
MCI-SB01-18-20	705-54492-2	SO	1/9/2026		X	
MCI-SB04-21-22	705-54492-3	SO	1/10/2026		X	
MCI-SB04-12-13	705-54492-4	SO	1/10/2026		X	
MCI-SB05-14-15	705-54492-5	SO	1/12/2026		X	
MCI-SB05-25-26	705-54492-6	SO	1/12/2026		X	
MCI-SB06-12-13	705-54492-7	SO	1/11/2026		X	
MCI-SB06-20-21	705-54492-8	SO	1/11/2026		X	
MCI-SB08-21-22	705-54492-9	SO	1/11/2026		X	
MCI-SB08-36-37	705-54492-10	SO	1/11/2026		X	
MCI-DUP01	705-54492-11	SO	1/10/2026	MCI-SB04-12-13	X	

Notes:
MET - Metals

Analytical Data Package Documentation

The table below is the evaluation of the data package completeness.

Items Reviewed	Reported		Performance Acceptable		Not Required
	No	Yes	No	Yes	
1. Sample receipt condition		X		X	
2. Requested analysis and sample results		X		X	
3. Master tracking list		X		X	
4. Methods of analysis		X		X	
5. Reporting limits		X		X	
6. Sample collection date		X		X	
7. Laboratory sample received date		X		X	
8. Sample preservation verification (as applicable)		X		X	
9. Sample preparation/extraction/analysis dates		X		X	
10. Fully executed Chain-of-Custody (COC) form		X		X	
11. Narrative summary of quality assurance (QA) or sample problems provided		X		X	
12. Data Package Completeness and Compliance		X		X	

Note:
QA - quality assurance

The container labels for the 5th – 10th samples list MCI-VAP instead of MCI-SB as the sample prefix. The COC was used for the correct sample IDs.

Inorganic Analysis Introduction

Analyses were performed according to United States Environmental Protection Agency (USEPA) Methods SW-846 6010D. Data were reviewed in accordance with USEPA National Functional Guidelines for Organic Superfund Methods Data Review, EPA-540-R-20-005 November 2020 (with reference to the historical USEPA Contract Laboratory Program National Functional Guidelines for Organic Data Review, OSWER 9240.1-05A-P, October 2004, as appropriate).

The data review process is an evaluation of data on a technical basis rather than a determination of contract compliance. As such, the standards against which the data are being weighed may differ from those specified in the analytical method. It is assumed that the data package represents the best efforts of the laboratory and that it was already subjected to adequate and sufficient quality review prior to submission.

During the review process, laboratory qualified and unqualified data are verified against the supporting documentation. Based on this evaluation, qualifier codes may be added, deleted, or modified by the data reviewer. Results are qualified with the following codes in accordance with the USEPA National Functional Guidelines:

- Concentration (C) Qualifiers

  U The compound was analysed for but not detected. The associated value is the compound quantitation limit.

  B The compound has been found in the sample as well as its associated blank, its presence in the sample may be suspect.
- Quantitation (Q) Qualifiers

  E The compound was quantitated above the calibration range.

  D Concentration is based on a diluted sample analysis.
- Validation Qualifiers

  J The compound was positively identified; however, the associated numerical value is an estimated concentration only.

  UJ The compound was not detected above the reported sample quantitation limit. However, the reported limit is approximate and may or may not represent the actual limit of quantitation.

  JN The analysis indicates the presence of a compound for which there is presumptive evidence to make a tentative identification. The associated numerical value is an estimated concentration only.

  UB Compound is considered non-detect at the listed value due to associated blank contamination.

  N The analysis indicates the presence of a compound for which there is presumptive evidence to make a tentative identification.

  R The sample results are rejected.

Two facts should be noted by all data users. First, the "R" flag means that the associated value is unusable. In other words, due to significant quality control (QC) problems, the analysis is invalid and provides no information as to whether the compound is present or not. "R" values should not appear on data tables because they cannot be relied upon, even as a last resort. The second fact to keep in mind is that no compound concentration, even if it has passed all QC tests, is guaranteed to be accurate. Strict QC serves to increase confidence in data, but any value potentially contains error.

Metals Analyses

1. Holding Times

The specified holding times for the following methods are presented in the following table.

Method	Matrix	Holding Time	Preservation
SW-846 6010D	Soil	180 days from collection to analysis	Cool to <6 °C.

All samples were analyzed within the specified holding times.

2. Blank Contamination

Quality assurance (QA) blanks (i.e., method and rinse blanks) are prepared to identify any contamination which may have been introduced into the samples during sample preparation or field activity. Method blanks measure laboratory contamination. Rinse blanks measure contamination of samples during field operations.

A blank action level (BAL) of five times the concentration of a detected analyte in an associated blank is calculated for QA blanks containing concentrations greater than the method detection limit (MDL). The BAL is compared to the associated sample results to determine the appropriate qualification of the sample results, if needed.

Analytes were detected in the associated QA blanks; however, the associated sample results were greater than the BAL. Therefore, sample results greater than the BAL resulted in the removal of the laboratory qualifier (B). No other qualification of the sample results was required.

3. Matrix Spike/Matrix Spike Duplicate (MS/MSD) / Laboratory Duplicate Sample Analysis

MS/MSD and laboratory duplicate sample data are used to assess the precision and accuracy of the analytical method.

3.1 Matrix Spike/Matrix Spike Duplicate (MS/MSD) Analysis

All metal analytes must exhibit a percent recovery within the established acceptance limits of 75% to 125%. The MS/MSD recovery control limits do not apply for MS performed on sample locations where the analyte's concentration detected in the parent sample exceeds the MS concentration by a factor of four or greater. In instance where this is true, the data will not be qualified even if the percent recovery does not meet the control limits and the laboratory flag will be removed.

Note: The MS/MSD recovery control limits do not apply for MS/MSD performed on sample locations where the compound concentration detected in the parent sample exceeds the MS/MSD concentration by a factor of four or greater.

A site-specific MS/MSD was not included in the data package.

3.2 Laboratory Duplicate Analysis

The laboratory duplicates relative percent difference (RPD) criterion is applied when parent and duplicate sample concentrations are greater than or equal to 5 times the RL. A control limit of 20% for water matrices is applied when the criteria above is true. In the instance when the parent and/or duplicate sample concentrations are less than or equal to 5 times the RL, a control limit of one time the RL is applied for water matrices.

A site-specific laboratory duplicate was not included in the data package.

4. Field Duplicate Analysis

Field duplicate analysis is used to assess the overall precision of the field sampling procedures and analytical methods. A control limit of 50% for soil matrices is applied to the RPD between the parent sample and the field duplicate. In the instance when the parent and/or duplicate sample concentrations are less than or equal to 5 times the RL, a control limit of three times the RL is applied for soil matrices.

Results for duplicate samples are summarized in the following table.

Sample ID/Duplicate ID	Analyte	Sample Result	Duplicate Result	RPD
MCI-SB04-12-13 / MCI-DUP01	Aluminum	9400	11000	15.7%
	Arsenic	3.9	2.4	AC
	Barium	22	24	8.7%
	Beryllium	0.33J	0.24 J	AC
	Boron	1.8 J	1.6 J	AC
	Cadmium	0.068 J	0.076 J	AC
	Calcium	1300	1300	0.0%
	Chromium	15	15	0.0%
	Cobalt	3.7	5.3	35.6%
	Copper	6.0	3.9	42.4%
	Iron	25000	18000	32.6%
	Lead	5.0	4.7	AC
	Lithium	7.0	5.5	AC
	Magnesium	1200	1500	22.2%
	Manganese	65	53	20.3%
	Molybdenum	0.73 J	0.51 J	AC
	Nickel	4.2	5.2	AC
	Phosphorous	120	100	18.2%
	Potassium	1100	880	22.2%
	Sodium	94	97	3.1%
	Strontium	5.4	5.7	AC
	Titanium	120	87	31.9%
	Vanadium	27	26	3.8%

Sample ID/Duplicate ID	Analyte	Sample Result	Duplicate Result	RPD
MCI-SB04-12-13 / MCI-DUP01	Zinc	18	20	10.5%

Note:
AC- Acceptable

The calculated RPDs between the parent sample and field duplicate were acceptable

5. Laboratory Control Sample (LCS) Analysis

The LCS analysis is used to assess the accuracy of the analytical method independent of matrix interferences. The analytes associated with the LCS analysis must exhibit a percent recovery between the control limits of 80% and 120%.

All analytes associated with the LCS analysis exhibited recoveries within the control limits.

6. System Performance and Overall Assessment

The case narrative noted that the CCV associated with batch 107895 recovered above the upper control limit for the analytes antimony, arsenic, lead, molybdenum and selenium. All detections of these compounds in the associated field samples were qualified as estimated.

Overall system performance was acceptable. Other than those deviations specifically mentioned in this review, the overall data quality is within the guidelines specified in the method.

Data Validation Checklist for Metals

Metals: SW-846 6010D	Reported		Performance Acceptable		Not Required
	No	Yes	No	Yes	
Inductively Coupled Plasma-Atomic Emission Spectrometry (ICP-AES)					
Stage 2A Validation					
Holding Times		X		X	
Reporting limits (units)		X		X	
Blanks					
A. Method Blanks		X	X		
B. Equipment blanks/Field blanks	X				X
Laboratory Control Sample (LCS) %R		X		X	
Laboratory Control Sample Duplicate (LCSD) %R	X				X
LCS/LCSD Precision (RPD)	X				X
Matrix Spike (MS) %R	X				X
Matrix Spike Duplicate (MSD) %R	X				X
MS/MSD Precision (RPD)	X				X
Field Duplicate (RPD)		X		X	
Laboratory Duplicate (RPD)	X				X
Total vs Dissolved	X				X
Reporting Limit Verification		X		X	

Notes:
%R = Percent recovery
RPD = Relative percent difference

VALIDATION PERFORMED BY: Rachelle Borne

SIGNATURE: Rachelle Borne

DATE: May 25, 2026

PEER REVIEW: Jennifer Singer

DATE: May 28, 2026

Chain of Custody Corrected Sample Analysis Data Sheets

Eurofins Atlanta
3080 Presidential Dr
Atlanta GA 30340
Phone (770) 457-8177

Chain of Custody Record

eurofins | Environment Testing

Client Information	Sampler	Lab PM: Fuller, David	Carrier Tracking No(s):	COC No: 705-20941-9977 1
Client Contact: Adam Dettmer	Phone	E-Mail: David Fuller@et.eurofinsus.com	State of Origin:	Page: Page 1 of 2
Company: Arcadis US Inc.	PWSID			Job #:
Address: 1100 Superior Ave Suite 1250	Due Date Requested:			
City: Cleveland	TAT Requested (days): Standard			
State Zip: OH, 44114	Compliance Project: Δ Yes Δ No			
Phone:	PO #: Purchase Order Requested			
Email: Adam Dettmer@arcadis.com	WO #:			
Project Name: Plant McIntosh	Project #: 70505860			
Site	SSOW#:			

Analysis Requested

Preservation Codes
N - None

705-54492 COC

Other:

Sample Identification	Sample Date	Sample Time	Sample Type (C=Comp, G=grab)	Matrix (W=water S=solid, O=waste/oil, BT=Tissue, A=Air DW=Drinking Water)	Field Filtered Sample (Yes or No)	Perform MS/MSD (Yes or No)	Moisture - Percent Moisture	6010D - 29 ICP Metals	Total Number of containers	Special Instructions/Note:
			Preservation Code:				N	N		
MCI - SB01-12-14	1/9/26	1440	G	S	N	N	✓	✓		
MCI-SB01-18-20	1/9/26	1450	G	S	N	N	✓	✓		
MCI-SB04-21-22	1/10/26	1350	G	S	N	N	✓	✓		
MCI-SB04-12-13	1/10/26	1340	G	S	N	N	✓	✓		
MCI-SB05-14-15	1/12/26	1405	G	S	N	N	✓	✓		
MCI-SB05-25-26	1/12/26	1400	G	S	N	N	✓	✓		
MCI-SB06-12-13	1/11/26	1535	G	S	N	N	✓	✓		
MCI-SB06-20-21	1/11/26	1540	G	S	N	N	✓	✓		
MCI-SB08-21-22	1/11/26	1600	G	S	N	N	✓	✓		
MCI-SB08-36-37	1/11/26	1610	G	S	N	N	✓	✓		
MCI-Dup01	1/10/26	—	G	S	N	N	✓	✓		

Possible Hazard Identification
☑ Non-Hazard ☐ Flammable ☐ Skin Irritant ☐ Poison B ☐ Unknown ☐ Radiological

Sample Disposal (A fee may be assessed if samples are retained longer than 1 month)
☐ Return To Client ☑ Disposal By Lab ☐ Archive For _____ Months

Deliverable Requested I, II, III, IV, Other (specify)

Special Instructions/QC Requirements

Empty Kit Relinquished by:	Date	Time:	Method of Shipment:		
Relinquished by:	Date/Time: 1/12/26 1530	Company	Received by:	Date/Time: 1/13/26 10:00	Company
Relinquished by:	Date/Time:	Company	Received by:	Date/Time:	Company
Relinquished by:	Date/Time:	Company	Received by:	Date/Time:	Company

Custody Seals Intact: Δ Yes Δ No | Custody Seal No | Cooler Temperature(s) °C and Other Remarks: 1.0 #2665

Ver: 05/06/2024

Client Sample Results

Client: Arcadis US Inc.
Project/Site: Plant McIntosh

Job ID: 705-54492-1

Client Sample ID: MCI-SB01-12-14

Lab Sample ID: 705-54492-1

Date Collected: 01/09/26 14:40
Matrix: Solid
Date Received: 01/13/26 10:00
Percent Solids: 79.1

Method: SW846 6010D - Metals (ICP)

Analyte	Result	Qualifier	RL	MDL	Unit	D	Prepared	Analyzed	Dil Fac
Aluminum	7400		630	52	mg/Kg	☼	01/14/26 11:05	01/23/26 19:53	50
Antimony	<0.10	^+	0.63	0.10	mg/Kg	☼	01/14/26 11:05	01/14/26 21:32	1
Arsenic	0.34	J	0.63	0.12	mg/Kg	☼	01/14/26 11:05	01/14/26 21:32	1
Barium	16		1.3	0.097	mg/Kg	☼	01/14/26 11:05	01/14/26 21:32	1
Beryllium	0.18	J	0.63	0.028	mg/Kg	☼	01/14/26 11:05	01/14/26 21:32	1
Boron	1.7	J	6.3	0.46	mg/Kg	☼	01/14/26 11:05	01/14/26 21:32	1
Cadmium	0.037	J	0.63	0.028	mg/Kg	☼	01/14/26 11:05	01/14/26 21:32	1
Calcium	1300		13	7.4	mg/Kg	☼	01/14/26 11:05	01/14/26 21:32	1
Chromium	17		0.63	0.086	mg/Kg	☼	01/14/26 11:05	01/14/26 21:32	1
Cobalt	1.1		0.63	0.035	mg/Kg	☼	01/14/26 11:05	01/14/26 21:32	1
Copper	3.3		0.63	0.079	mg/Kg	☼	01/14/26 11:05	01/14/26 21:32	1
Iron	23000		630	97	mg/Kg	☼	01/14/26 11:05	01/23/26 19:53	50
Lead	8.1		1.3	0.10	mg/Kg	☼	01/14/26 11:05	01/23/26 19:17	1
Lithium	2.8		1.3	0.027	mg/Kg	☼	01/14/26 11:05	01/21/26 19:52	1
Magnesium	480	B	13	0.56	mg/Kg	☼	01/14/26 11:05	01/14/26 21:32	1
Manganese	19		1.3	0.027	mg/Kg	☼	01/14/26 11:05	01/14/26 21:32	1
Molybdenum	0.24	J	1.3	0.081	mg/Kg	☼	01/14/26 11:05	01/14/26 21:32	1
Nickel	1.3		1.3	0.24	mg/Kg	☼	01/14/26 11:05	01/14/26 21:32	1
Phosphorus	39		6.3	0.62	mg/Kg	☼	01/14/26 11:05	01/14/26 21:32	1
Potassium	530		25	7.8	mg/Kg	☼	01/14/26 11:05	01/14/26 21:32	1
Selenium	<0.18	^+	0.88	0.18	mg/Kg	☼	01/14/26 11:05	01/14/26 21:32	1
Silver	0.024	J	0.63	0.023	mg/Kg	☼	01/14/26 11:05	01/14/26 21:32	1
Sodium	67		25	7.0	mg/Kg	☼	01/14/26 11:05	01/14/26 21:32	1
Strontium	5.3		1.3	0.26	mg/Kg	☼	01/14/26 11:05	01/25/26 13:16	1
Thallium	0.17	J	0.25	0.16	mg/Kg	☼	01/14/26 11:05	01/25/26 12:13	1
Tin	<0.41		1.3	0.41	mg/Kg	☼	01/14/26 11:05	01/14/26 21:32	1
Titanium	75		1.3	0.034	mg/Kg	☼	01/14/26 11:05	01/14/26 21:32	1
Vanadium	30		1.3	0.026	mg/Kg	☼	01/14/26 11:05	01/14/26 21:32	1
Zinc	6.6		1.3	0.47	mg/Kg	☼	01/14/26 11:05	01/14/26 21:32	1

Client Sample ID: MCI-SB01-18-20

Lab Sample ID: 705-54492-2

Date Collected: 01/09/26 14:50
Matrix: Solid
Date Received: 01/13/26 10:00
Percent Solids: 79.2

Method: SW846 6010D - Metals (ICP)

Analyte	Result	Qualifier	RL	MDL	Unit	D	Prepared	Analyzed	Dil Fac
Aluminum	3200		630	51	mg/Kg	☼	01/14/26 11:05	01/23/26 19:56	50
Antimony	0.13	J ^+	0.63	0.10	mg/Kg	☼	01/14/26 11:05	01/14/26 21:35	1
Arsenic	1.9		0.63	0.12	mg/Kg	☼	01/14/26 11:05	01/14/26 21:35	1
Barium	88		1.3	0.097	mg/Kg	☼	01/14/26 11:05	01/14/26 21:35	1
Beryllium	2.9		0.63	0.028	mg/Kg	☼	01/14/26 11:05	01/14/26 21:35	1
Boron	1.5	J	6.3	0.46	mg/Kg	☼	01/14/26 11:05	01/14/26 21:35	1
Cadmium	0.17	J	0.63	0.028	mg/Kg	☼	01/14/26 11:05	01/14/26 21:35	1
Calcium	1100		13	7.4	mg/Kg	☼	01/14/26 11:05	01/14/26 21:35	1
Chromium	19		0.63	0.085	mg/Kg	☼	01/14/26 11:05	01/14/26 21:35	1
Cobalt	12		0.63	0.035	mg/Kg	☼	01/14/26 11:05	01/14/26 21:35	1
Copper	3.4		0.63	0.079	mg/Kg	☼	01/14/26 11:05	01/14/26 21:35	1
Iron	6100		630	96	mg/Kg	☼	01/14/26 11:05	01/23/26 19:56	50
Lead	2.4		1.3	0.10	mg/Kg	☼	01/14/26 11:05	01/23/26 19:20	1
Lithium	1.8		1.3	0.026	mg/Kg	☼	01/14/26 11:05	01/21/26 19:54	1

Client: Arcadis US Inc.
Project/Site: Plant McIntosh

Job ID: 705-54492-1

Client Sample ID: MCI-SB01-18-20

Lab Sample ID: 705-54492-2

Date Collected: 01/09/26 14:50
Matrix: Solid
Date Received: 01/13/26 10:00
Percent Solids: 79.2

Method: SW846 6010D - Metals (ICP) (Continued)

Analyte	Result	Qualifier	RL	MDL	Unit	D	Prepared	Analyzed	Dil Fac
Magnesium	310	B	13	0.55	mg/Kg	☼	01/14/26 11:05	01/14/26 21:35	1
Manganese	98		1.3	0.027	mg/Kg	☼	01/14/26 11:05	01/14/26 21:35	1
Molybdenum	2.0		1.3	0.081	mg/Kg	☼	01/14/26 11:05	01/14/26 21:35	1
Nickel	9.2		1.3	0.24	mg/Kg	☼	01/14/26 11:05	01/14/26 21:35	1
Phosphorus	670		6.3	0.62	mg/Kg	☼	01/14/26 11:05	01/14/26 21:35	1
Potassium	210		25	7.7	mg/Kg	☼	01/14/26 11:05	01/14/26 21:35	1
Selenium	<0.18	^+	0.88	0.18	mg/Kg	☼	01/14/26 11:05	01/14/26 21:35	1
Silver	<0.023		0.63	0.023	mg/Kg	☼	01/14/26 11:05	01/14/26 21:35	1
Sodium	300		25	7.0	mg/Kg	☼	01/14/26 11:05	01/14/26 21:35	1
Strontium	84		1.3	0.25	mg/Kg	☼	01/14/26 11:05	01/25/26 13:19	1
Thallium	<0.16		0.50	0.16	mg/Kg	☼	01/14/26 11:05	01/14/26 21:35	1
Tin	<0.41		1.3	0.41	mg/Kg	☼	01/14/26 11:05	01/14/26 21:35	1
Titanium	26		1.3	0.034	mg/Kg	☼	01/14/26 11:05	01/14/26 21:35	1
Vanadium	4.2		1.3	0.026	mg/Kg	☼	01/14/26 11:05	01/14/26 21:35	1
Zinc	26		1.3	0.46	mg/Kg	☼	01/14/26 11:05	01/14/26 21:35	1

Client Sample ID: MCI-SB04-21-22

Lab Sample ID: 705-54492-3

Date Collected: 01/10/26 13:50
Matrix: Solid
Date Received: 01/13/26 10:00
Percent Solids: 73.6

Method: SW846 6010D - Metals (ICP)

Analyte	Result	Qualifier	RL	MDL	Unit	D	Prepared	Analyzed	Dil Fac
Aluminum	4300		680	55	mg/Kg	☼	01/14/26 11:05	01/23/26 19:58	50
Antimony	<0.11	^+	0.68	0.11	mg/Kg	☼	01/14/26 11:05	01/14/26 21:38	1
Arsenic	2.2		0.68	0.13	mg/Kg	☼	01/14/26 11:05	01/14/26 21:38	1
Barium	13		1.4	0.10	mg/Kg	☼	01/14/26 11:05	01/14/26 21:38	1
Beryllium	0.35	J	0.68	0.030	mg/Kg	☼	01/14/26 11:05	01/14/26 21:38	1
Boron	4.6	J	6.8	0.49	mg/Kg	☼	01/14/26 11:05	01/14/26 21:38	1
Cadmium	0.85		0.68	0.030	mg/Kg	☼	01/14/26 11:05	01/14/26 21:38	1
Calcium	14000		680	400	mg/Kg	☼	01/14/26 11:05	01/23/26 19:58	50
Chromium	33		0.68	0.092	mg/Kg	☼	01/14/26 11:05	01/14/26 21:38	1
Cobalt	1.2		0.68	0.038	mg/Kg	☼	01/14/26 11:05	01/14/26 21:38	1
Copper	3.1		0.68	0.085	mg/Kg	☼	01/14/26 11:05	01/14/26 21:38	1
Iron	7700		680	100	mg/Kg	☼	01/14/26 11:05	01/23/26 19:58	50
Lead	1.2	J ^+	1.4	0.11	mg/Kg	☼	01/14/26 11:05	01/14/26 21:38	1
Lithium	4.0		1.4	0.028	mg/Kg	☼	01/14/26 11:05	01/21/26 19:55	1
Magnesium	770	B	14	0.60	mg/Kg	☼	01/14/26 11:05	01/14/26 21:38	1
Manganese	210		68	1.4	mg/Kg	☼	01/14/26 11:05	01/23/26 19:58	50
Molybdenum	2.4		1.4	0.087	mg/Kg	☼	01/14/26 11:05	01/14/26 21:38	1
Nickel	4.6		1.4	0.26	mg/Kg	☼	01/14/26 11:05	01/14/26 21:38	1
Phosphorus	6200		340	33	mg/Kg	☼	01/14/26 11:05	01/23/26 19:58	50
Potassium	440		27	8.3	mg/Kg	☼	01/14/26 11:05	01/14/26 21:38	1
Selenium	<0.19	^+	0.95	0.19	mg/Kg	☼	01/14/26 11:05	01/14/26 21:38	1
Silver	<0.024		0.68	0.024	mg/Kg	☼	01/14/26 11:05	01/14/26 21:38	1
Sodium	160		27	7.5	mg/Kg	☼	01/14/26 11:05	01/14/26 21:38	1
Strontium	47		1.4	0.27	mg/Kg	☼	01/14/26 11:05	01/25/26 13:22	1
Thallium	<0.18		0.68	0.18	mg/Kg	☼	01/14/26 11:05	01/14/26 21:38	1
Tin	<0.44		1.4	0.44	mg/Kg	☼	01/14/26 11:05	01/14/26 21:38	1
Titanium	57		1.4	0.037	mg/Kg	☼	01/14/26 11:05	01/14/26 21:38	1
Vanadium	15		1.4	0.028	mg/Kg	☼	01/14/26 11:05	01/14/26 21:38	1

Client Sample ID: MCI-SB04-21-22

Lab Sample ID: 705-54492-3
Date Collected: 01/10/26 13:50
Matrix: Solid
Date Received: 01/13/26 10:00
Percent Solids: 73.6

Method: SW846 6010D - Metals (ICP) (Continued)

Analyte	Result	Qualifier	RL	MDL	Unit	D	Prepared	Analyzed	Dil Fac
Zinc	10		1.4	0.50	mg/Kg	☼	01/14/26 11:05	01/14/26 21:38	1

Client Sample ID: MCI-SB04-12-13

Lab Sample ID: 705-54492-4
Date Collected: 01/10/26 13:40
Matrix: Solid
Date Received: 01/13/26 10:00
Percent Solids: 80.4

Method: SW846 6010D - Metals (ICP)

Analyte	Result	Qualifier	RL	MDL	Unit	D	Prepared	Analyzed	Dil Fac
Aluminum	9400		620	50	mg/Kg	☼	01/14/26 11:05	01/23/26 20:01	50
Antimony	<0.098	^+	0.62	0.098	mg/Kg	☼	01/14/26 11:05	01/14/26 21:41	1
Arsenic	3.9		0.62	0.12	mg/Kg	☼	01/14/26 11:05	01/14/26 21:41	1
Barium	22		1.2	0.095	mg/Kg	☼	01/14/26 11:05	01/14/26 21:41	1
Beryllium	0.33	J	0.62	0.028	mg/Kg	☼	01/14/26 11:05	01/14/26 21:41	1
Boron	1.8	J	6.2	0.45	mg/Kg	☼	01/14/26 11:05	01/14/26 21:41	1
Cadmium	0.068	J	0.62	0.027	mg/Kg	☼	01/14/26 11:05	01/14/26 21:41	1
Calcium	1300		620	360	mg/Kg	☼	01/14/26 11:05	01/23/26 20:01	50
Chromium	15		0.62	0.084	mg/Kg	☼	01/14/26 11:05	01/14/26 21:41	1
Cobalt	3.7		0.62	0.035	mg/Kg	☼	01/14/26 11:05	01/14/26 21:41	1
Copper	6.0		0.62	0.077	mg/Kg	☼	01/14/26 11:05	01/14/26 21:41	1
Iron	25000		620	94	mg/Kg	☼	01/14/26 11:05	01/23/26 20:01	50
Lead	5.0		1.2	0.10	mg/Kg	☼	01/14/26 11:05	01/23/26 19:26	1
Lithium	7.0		1.2	0.026	mg/Kg	☼	01/14/26 11:05	01/21/26 19:57	1
Magnesium	1200	B	12	0.54	mg/Kg	☼	01/14/26 11:05	01/14/26 21:41	1
Manganese	65		1.2	0.026	mg/Kg	☼	01/14/26 11:05	01/14/26 21:41	1
Molybdenum	0.73	J	1.2	0.079	mg/Kg	☼	01/14/26 11:05	01/14/26 21:41	1
Nickel	4.2		1.2	0.24	mg/Kg	☼	01/14/26 11:05	01/14/26 21:41	1
Phosphorus	120		6.2	0.61	mg/Kg	☼	01/14/26 11:05	01/14/26 21:41	1
Potassium	1100		25	7.6	mg/Kg	☼	01/14/26 11:05	01/14/26 21:41	1
Selenium	<0.17	^+	0.86	0.17	mg/Kg	☼	01/14/26 11:05	01/14/26 21:41	1
Silver	<0.022		0.62	0.022	mg/Kg	☼	01/14/26 11:05	01/14/26 21:41	1
Sodium	94		25	6.9	mg/Kg	☼	01/14/26 11:05	01/14/26 21:41	1
Strontium	5.4		1.2	0.25	mg/Kg	☼	01/14/26 11:05	01/25/26 13:34	1
Thallium	<0.16		0.25	0.16	mg/Kg	☼	01/14/26 11:05	01/26/26 14:45	1
Tin	<0.40		1.2	0.40	mg/Kg	☼	01/14/26 11:05	01/14/26 21:41	1
Titanium	120		1.2	0.034	mg/Kg	☼	01/14/26 11:05	01/14/26 21:41	1
Vanadium	27		1.2	0.025	mg/Kg	☼	01/14/26 11:05	01/14/26 21:41	1
Zinc	18		1.2	0.45	mg/Kg	☼	01/14/26 11:05	01/14/26 21:41	1

Client Sample ID: MCI-SB05-14-15

Lab Sample ID: 705-54492-5
Date Collected: 01/12/26 14:05
Matrix: Solid
Date Received: 01/13/26 10:00
Percent Solids: 88.5

Method: SW846 6010D - Metals (ICP)

Analyte	Result	Qualifier	RL	MDL	Unit	D	Prepared	Analyzed	Dil Fac
Aluminum	6300		560	46	mg/Kg	☼	01/14/26 11:05	01/23/26 20:09	50
Antimony	<0.090	^+	0.56	0.090	mg/Kg	☼	01/14/26 11:05	01/14/26 21:44	1
Arsenic	0.22	J	0.56	0.11	mg/Kg	☼	01/14/26 11:05	01/14/26 21:44	1
Barium	30		1.1	0.087	mg/Kg	☼	01/14/26 11:05	01/14/26 21:44	1
Beryllium	0.43	J	0.56	0.025	mg/Kg	☼	01/14/26 11:05	01/14/26 21:44	1
Boron	2.0	J	5.6	0.41	mg/Kg	☼	01/14/26 11:05	01/14/26 21:44	1

Client Sample Results

Client: Arcadis US Inc.
Project/Site: Plant McIntosh

Job ID: 705-54492-1

Client Sample ID: MCI-SB05-14-15

Lab Sample ID: 705-54492-5

Date Collected: 01/12/26 14:05
Matrix: Solid
Date Received: 01/13/26 10:00
Percent Solids: 88.5

Method: SW846 6010D - Metals (ICP) (Continued)

Analyte	Result	Qualifier	RL	MDL	Unit	D	Prepared	Analyzed	Dil Fac
Cadmium	0.038	J	0.56	0.025	mg/Kg	☼	01/14/26 11:05	01/14/26 21:44	1
Calcium	2300		560	330	mg/Kg	☼	01/14/26 11:05	01/23/26 20:09	50
Chromium	11		0.56	0.077	mg/Kg	☼	01/14/26 11:05	01/14/26 21:44	1
Cobalt	2.0		0.56	0.032	mg/Kg	☼	01/14/26 11:05	01/14/26 21:44	1
Copper	3.9		0.56	0.070	mg/Kg	☼	01/14/26 11:05	01/14/26 21:44	1
Iron	20000		560	86	mg/Kg	☼	01/14/26 11:05	01/23/26 20:09	50
Lead	4.4		1.1	0.093	mg/Kg	☼	01/14/26 11:05	01/23/26 19:28	1
Lithium	2.6		1.1	0.024	mg/Kg	☼	01/14/26 11:05	01/21/26 19:59	1
Magnesium	910	B	11	0.50	mg/Kg	☼	01/14/26 11:05	01/14/26 21:44	1
Manganese	17		1.1	0.024	mg/Kg	☼	01/14/26 11:05	01/14/26 21:44	1
Molybdenum	0.18	J	1.1	0.072	mg/Kg	☼	01/14/26 11:05	01/14/26 21:44	1
Nickel	2.6		1.1	0.22	mg/Kg	☼	01/14/26 11:05	01/14/26 21:44	1
Phosphorus	18		5.6	0.55	mg/Kg	☼	01/14/26 11:05	01/14/26 21:44	1
Potassium	490		23	6.9	mg/Kg	☼	01/14/26 11:05	01/14/26 21:44	1
Selenium	<0.16	^+	0.79	0.16	mg/Kg	☼	01/14/26 11:05	01/14/26 21:44	1
Silver	<0.020		0.56	0.020	mg/Kg	☼	01/14/26 11:05	01/14/26 21:44	1
Sodium	140		23	6.3	mg/Kg	☼	01/14/26 11:05	01/14/26 21:44	1
Strontium	14		1.1	0.23	mg/Kg	☼	01/14/26 11:05	01/25/26 13:37	1
Thallium	<0.15		0.23	0.15	mg/Kg	☼	01/14/26 11:05	01/25/26 12:36	1
Tin	<0.37		1.1	0.37	mg/Kg	☼	01/14/26 11:05	01/14/26 21:44	1
Titanium	24		1.1	0.031	mg/Kg	☼	01/14/26 11:05	01/14/26 21:44	1
Vanadium	14		1.1	0.023	mg/Kg	☼	01/14/26 11:05	01/14/26 21:44	1
Zinc	13		1.1	0.42	mg/Kg	☼	01/14/26 11:05	01/14/26 21:44	1

Client Sample ID: MCI-SB05-25-26

Lab Sample ID: 705-54492-6

Date Collected: 01/12/26 14:00
Matrix: Solid
Date Received: 01/13/26 10:00
Percent Solids: 71.4

Method: SW846 6010D - Metals (ICP)

Analyte	Result	Qualifier	RL	MDL	Unit	D	Prepared	Analyzed	Dil Fac
Aluminum	4100		700	57	mg/Kg	☼	01/14/26 11:05	01/23/26 20:12	50
Antimony	<0.11	^+	0.70	0.11	mg/Kg	☼	01/14/26 11:05	01/14/26 21:47	1
Arsenic	<0.13		0.70	0.13	mg/Kg	☼	01/14/26 11:05	01/14/26 21:47	1
Barium	43		1.4	0.11	mg/Kg	☼	01/14/26 11:05	01/14/26 21:47	1
Beryllium	5.2		0.70	0.031	mg/Kg	☼	01/14/26 11:05	01/14/26 21:47	1
Boron	3.9	J	7.0	0.51	mg/Kg	☼	01/14/26 11:05	01/14/26 21:47	1
Cadmium	0.40	J	0.70	0.031	mg/Kg	☼	01/14/26 11:05	01/14/26 21:47	1
Calcium	4900		700	410	mg/Kg	☼	01/14/26 11:05	01/23/26 20:12	50
Chromium	28		0.70	0.095	mg/Kg	☼	01/14/26 11:05	01/14/26 21:47	1
Cobalt	2.3		0.70	0.039	mg/Kg	☼	01/14/26 11:05	01/14/26 21:47	1
Copper	4.2		0.70	0.087	mg/Kg	☼	01/14/26 11:05	01/14/26 21:47	1
Iron	3000		700	110	mg/Kg	☼	01/14/26 11:05	01/23/26 20:12	50
Lead	1.9		1.4	0.11	mg/Kg	☼	01/14/26 11:05	01/23/26 19:37	1
Lithium	2.0		1.4	0.029	mg/Kg	☼	01/14/26 11:05	01/21/26 20:01	1
Magnesium	580	B	14	0.62	mg/Kg	☼	01/14/26 11:05	01/14/26 21:47	1
Manganese	17		1.4	0.030	mg/Kg	☼	01/14/26 11:05	01/14/26 21:47	1
Molybdenum	0.16	J	1.4	0.090	mg/Kg	☼	01/14/26 11:05	01/14/26 21:47	1
Nickel	5.2		1.4	0.27	mg/Kg	☼	01/14/26 11:05	01/14/26 21:47	1
Phosphorus	2300		350	34	mg/Kg	☼	01/14/26 11:05	01/23/26 20:12	50
Potassium	350		28	8.6	mg/Kg	☼	01/14/26 11:05	01/14/26 21:47	1

Client: Arcadis US Inc.
Project/Site: Plant McIntosh

Job ID: 705-54492-1

Client Sample ID: MCI-SB05-25-26

Lab Sample ID: 705-54492-6

Date Collected: 01/12/26 14:00
Matrix: Solid
Date Received: 01/13/26 10:00
Percent Solids: 71.4

Method: SW846 6010D - Metals (ICP) (Continued)

Analyte	Result	Qualifier	RL	MDL	Unit	D	Prepared	Analyzed	Dil Fac
Selenium	<0.19	^+	0.98	0.19	mg/Kg	☼	01/14/26 11:05	01/14/26 21:47	1
Silver	<0.025		0.70	0.025	mg/Kg	☼	01/14/26 11:05	01/14/26 21:47	1
Sodium	**180**		28	7.8	mg/Kg	☼	01/14/26 11:05	01/14/26 21:47	1
Strontium	**27**		1.4	0.28	mg/Kg	☼	01/14/26 11:05	01/25/26 13:40	1
Thallium	**0.69**	**J**	0.84	0.18	mg/Kg	☼	01/14/26 11:05	01/14/26 21:47	1
Tin	<0.45		1.4	0.45	mg/Kg	☼	01/14/26 11:05	01/14/26 21:47	1
Titanium	**26**		1.4	0.038	mg/Kg	☼	01/14/26 11:05	01/14/26 21:47	1
Vanadium	**6.5**		1.4	0.029	mg/Kg	☼	01/14/26 11:05	01/14/26 21:47	1
Zinc	**18**		1.4	0.52	mg/Kg	☼	01/14/26 11:05	01/14/26 21:47	1

Client Sample ID: MCI-SB06-12-13

Lab Sample ID: 705-54492-7

Date Collected: 01/11/26 15:35
Matrix: Solid
Date Received: 01/13/26 10:00
Percent Solids: 83.2

Method: SW846 6010D - Metals (ICP)

Analyte	Result	Qualifier	RL	MDL	Unit	D	Prepared	Analyzed	Dil Fac
Aluminum	**4100**		600	49	mg/Kg	☼	01/14/26 11:05	01/23/26 20:15	50
Antimony	**0.097**	**J ^+**	0.60	0.095	mg/Kg	☼	01/14/26 11:05	01/14/26 21:55	1
Arsenic	**0.14**	**J ^+**	0.60	0.11	mg/Kg	☼	01/14/26 11:05	01/14/26 21:55	1
Barium	**90**		1.2	0.092	mg/Kg	☼	01/14/26 11:05	01/23/26 19:39	1
Beryllium	**0.41**	**J**	0.60	0.027	mg/Kg	☼	01/14/26 11:05	01/14/26 21:55	1
Boron	**1.5**	**J**	6.0	0.44	mg/Kg	☼	01/14/26 11:05	01/14/26 21:55	1
Cadmium	**0.036**	**J**	0.60	0.027	mg/Kg	☼	01/14/26 11:05	01/14/26 21:55	1
Calcium	**480**		12	7.1	mg/Kg	☼	01/14/26 11:05	01/14/26 21:55	1
Chromium	**11**		0.60	0.081	mg/Kg	☼	01/14/26 11:05	01/23/26 19:39	1
Cobalt	**7.6**		0.60	0.034	mg/Kg	☼	01/14/26 11:05	01/23/26 19:39	1
Copper	**2.7**		0.60	0.075	mg/Kg	☼	01/14/26 11:05	01/14/26 21:55	1
Iron	**2000**		600	92	mg/Kg	☼	01/14/26 11:05	01/23/26 20:15	50
Lead	**2.2**		1.2	0.098	mg/Kg	☼	01/14/26 11:05	01/23/26 19:39	1
Lithium	**1.2**		1.2	0.025	mg/Kg	☼	01/14/26 11:05	01/22/26 07:12	1
Magnesium	**310**	**B**	12	0.53	mg/Kg	☼	01/14/26 11:05	01/23/26 19:39	1
Manganese	**54**		1.2	0.026	mg/Kg	☼	01/14/26 11:05	01/23/26 19:39	1
Molybdenum	**0.23**	**J ^+**	1.2	0.077	mg/Kg	☼	01/14/26 11:05	01/14/26 21:55	1
Nickel	**3.5**		1.2	0.23	mg/Kg	☼	01/14/26 11:05	01/14/26 21:55	1
Phosphorus	**180**		6.0	0.59	mg/Kg	☼	01/14/26 11:05	01/14/26 21:55	1
Potassium	**230**		24	7.4	mg/Kg	☼	01/14/26 11:05	01/14/26 21:55	1
Selenium	<0.17	^+	0.84	0.17	mg/Kg	☼	01/14/26 11:05	01/14/26 21:55	1
Silver	<0.022		0.60	0.022	mg/Kg	☼	01/14/26 11:05	01/14/26 21:55	1
Sodium	**300**		24	6.7	mg/Kg	☼	01/14/26 11:05	01/14/26 21:55	1
Strontium	**26**		1.2	0.24	mg/Kg	☼	01/14/26 11:05	01/25/26 13:43	1
Thallium	**0.59**	**J**	0.72	0.16	mg/Kg	☼	01/14/26 11:05	01/14/26 21:55	1
Tin	<0.39		1.2	0.39	mg/Kg	☼	01/14/26 11:05	01/14/26 21:55	1
Titanium	**29**		1.2	0.033	mg/Kg	☼	01/14/26 11:05	01/23/26 19:39	1
Vanadium	**4.3**		1.2	0.024	mg/Kg	☼	01/14/26 11:05	01/23/26 19:39	1
Zinc	**8.7**		1.2	0.44	mg/Kg	☼	01/14/26 11:05	01/14/26 21:55	1

Client Sample Results

Client: Arcadis US Inc.
Project/Site: Plant McIntosh

Job ID: 705-54492-1

Client Sample ID: MCI-SB06-20-21

Lab Sample ID: 705-54492-8

Date Collected: 01/11/26 15:40
Matrix: Solid
Date Received: 01/13/26 10:00
Percent Solids: 76.3

Method: SW846 6010D - Metals (ICP)

Analyte	Result	Qualifier	RL	MDL	Unit	D	Prepared	Analyzed	Dil Fac
Aluminum	4800		650	53	mg/Kg	☼	01/14/26 11:05	01/23/26 20:18	50
Antimony	<0.10	^+	0.65	0.10	mg/Kg	☼	01/14/26 11:05	01/14/26 21:58	1
Arsenic	<0.12	^+	0.65	0.12	mg/Kg	☼	01/14/26 11:05	01/14/26 21:58	1
Barium	44		1.3	0.10	mg/Kg	☼	01/14/26 11:05	01/23/26 19:42	1
Beryllium	0.30	J	0.65	0.029	mg/Kg	☼	01/14/26 11:05	01/14/26 21:58	1
Boron	1.6	J	6.5	0.48	mg/Kg	☼	01/14/26 11:05	01/14/26 21:58	1
Cadmium	0.040	J	0.65	0.029	mg/Kg	☼	01/14/26 11:05	01/14/26 21:58	1
Calcium	530		13	7.7	mg/Kg	☼	01/14/26 11:05	01/14/26 21:58	1
Chromium	11		0.65	0.089	mg/Kg	☼	01/14/26 11:05	01/23/26 19:42	1
Cobalt	7.9		0.65	0.037	mg/Kg	☼	01/14/26 11:05	01/23/26 19:42	1
Copper	2.8		0.65	0.082	mg/Kg	☼	01/14/26 11:05	01/14/26 21:58	1
Iron	2400		650	100	mg/Kg	☼	01/14/26 11:05	01/23/26 20:18	50
Lead	2.1		1.3	0.11	mg/Kg	☼	01/14/26 11:05	01/23/26 19:42	1
Lithium	1.2	J	1.3	0.027	mg/Kg	☼	01/14/26 11:05	01/22/26 07:14	1
Magnesium	340	B	13	0.58	mg/Kg	☼	01/14/26 11:05	01/23/26 19:42	1
Manganese	72		1.3	0.028	mg/Kg	☼	01/14/26 11:05	01/23/26 19:42	1
Molybdenum	0.21	J ^+	1.3	0.084	mg/Kg	☼	01/14/26 11:05	01/14/26 21:58	1
Nickel	3.8		1.3	0.25	mg/Kg	☼	01/14/26 11:05	01/14/26 21:58	1
Phosphorus	130		6.5	0.64	mg/Kg	☼	01/14/26 11:05	01/14/26 21:58	1
Potassium	240		26	8.0	mg/Kg	☼	01/14/26 11:05	01/14/26 21:58	1
Selenium	<0.18	^+	0.92	0.18	mg/Kg	☼	01/14/26 11:05	01/14/26 21:58	1
Silver	<0.024		0.65	0.024	mg/Kg	☼	01/14/26 11:05	01/14/26 21:58	1
Sodium	150		26	7.3	mg/Kg	☼	01/14/26 11:05	01/14/26 21:58	1
Strontium	14		1.3	0.26	mg/Kg	☼	01/14/26 11:05	01/25/26 13:46	1
Thallium	0.20	J	0.26	0.17	mg/Kg	☼	01/14/26 11:05	01/14/26 21:58	1
Tin	<0.42		1.3	0.42	mg/Kg	☼	01/14/26 11:05	01/14/26 21:58	1
Titanium	37		1.3	0.036	mg/Kg	☼	01/14/26 11:05	01/23/26 19:42	1
Vanadium	5.0		1.3	0.027	mg/Kg	☼	01/14/26 11:05	01/23/26 19:42	1
Zinc	9.3		1.3	0.48	mg/Kg	☼	01/14/26 11:05	01/14/26 21:58	1

Client Sample ID: MCI-SB08-21-22

Lab Sample ID: 705-54492-9

Date Collected: 01/11/26 16:00
Matrix: Solid
Date Received: 01/13/26 10:00
Percent Solids: 65.4

Method: SW846 6010D - Metals (ICP)

Analyte	Result	Qualifier	RL	MDL	Unit	D	Prepared	Analyzed	Dil Fac
Aluminum	8200		760	62	mg/Kg	☼	01/14/26 11:05	01/23/26 20:20	50
Antimony	<0.12	^+	0.76	0.12	mg/Kg	☼	01/14/26 11:05	01/14/26 22:01	1
Arsenic	0.64	J ^+	0.76	0.14	mg/Kg	☼	01/14/26 11:05	01/14/26 22:01	1
Barium	50		1.5	0.12	mg/Kg	☼	01/14/26 11:05	01/23/26 19:45	1
Beryllium	1.2		0.76	0.034	mg/Kg	☼	01/14/26 11:05	01/14/26 22:01	1
Boron	2.8	J	7.6	0.56	mg/Kg	☼	01/14/26 11:05	01/14/26 22:01	1
Cadmium	0.087	J	0.76	0.034	mg/Kg	☼	01/14/26 11:05	01/14/26 22:01	1
Calcium	8500		760	450	mg/Kg	☼	01/14/26 11:05	01/23/26 20:20	50
Chromium	15		0.76	0.10	mg/Kg	☼	01/14/26 11:05	01/23/26 19:45	1
Cobalt	4.3		0.76	0.043	mg/Kg	☼	01/14/26 11:05	01/23/26 19:45	1
Copper	4.6		0.76	0.095	mg/Kg	☼	01/14/26 11:05	01/14/26 22:01	1
Iron	26000		760	120	mg/Kg	☼	01/14/26 11:05	01/23/26 20:20	50
Lead	9.1		1.5	0.13	mg/Kg	☼	01/14/26 11:05	01/23/26 19:45	1
Lithium	14		1.5	0.032	mg/Kg	☼	01/14/26 11:05	01/22/26 07:20	1

Client Sample ID: MCI-SB08-21-22

Lab Sample ID: 705-54492-9

Date Collected: 01/11/26 16:00
Date Received: 01/13/26 10:00

Matrix: Solid
Percent Solids: 65.4

Method: SW846 6010D - Metals (ICP) (Continued)

Analyte	Result	Qualifier	RL	MDL	Unit	D	Prepared	Analyzed	Dil Fac
Magnesium	3700	B	760	34	mg/Kg	☼	01/14/26 11:05	01/23/26 20:20	50
Manganese	55		1.5	0.033	mg/Kg	☼	01/14/26 11:05	01/23/26 19:45	1
Molybdenum	0.19	J ^+	1.5	0.098	mg/Kg	☼	01/14/26 11:05	01/14/26 22:01	1
Nickel	9.2		1.5	0.29	mg/Kg	☼	01/14/26 11:05	01/14/26 22:01	1
Phosphorus	380		7.6	0.75	mg/Kg	☼	01/14/26 11:05	01/14/26 22:01	1
Potassium	1500		31	9.4	mg/Kg	☼	01/14/26 11:05	01/14/26 22:01	1
Selenium	<0.21	^+	1.1	0.21	mg/Kg	☼	01/14/26 11:05	01/14/26 22:01	1
Silver	<0.027		0.76	0.027	mg/Kg	☼	01/14/26 11:05	01/14/26 22:01	1
Sodium	210		31	8.5	mg/Kg	☼	01/14/26 11:05	01/14/26 22:01	1
Strontium	41		1.5	0.31	mg/Kg	☼	01/14/26 11:05	01/25/26 13:49	1
Thallium	<0.20		0.76	0.20	mg/Kg	☼	01/14/26 11:05	01/26/26 14:48	1
Tin	<0.49		1.5	0.49	mg/Kg	☼	01/14/26 11:05	01/14/26 22:01	1
Titanium	42		1.5	0.042	mg/Kg	☼	01/14/26 11:05	01/23/26 19:45	1
Vanadium	10		1.5	0.031	mg/Kg	☼	01/14/26 11:05	01/23/26 19:45	1
Zinc	21		1.5	0.56	mg/Kg	☼	01/14/26 11:05	01/14/26 22:01	1

Client Sample ID: MCI-SB08-36-37

Lab Sample ID: 705-54492-10

Date Collected: 01/11/26 16:10
Date Received: 01/13/26 10:00

Matrix: Solid
Percent Solids: 73.5

Method: SW846 6010D - Metals (ICP)

Analyte	Result	Qualifier	RL	MDL	Unit	D	Prepared	Analyzed	Dil Fac
Aluminum	7400		680	55	mg/Kg	☼	01/14/26 11:05	01/23/26 20:23	50
Antimony	<0.11	^+	0.68	0.11	mg/Kg	☼	01/14/26 11:05	01/14/26 22:04	1
Arsenic	1.6		0.68	0.13	mg/Kg	☼	01/14/26 11:05	01/23/26 19:47	1
Barium	18		1.4	0.10	mg/Kg	☼	01/14/26 11:05	01/23/26 19:47	1
Beryllium	0.50	J	0.68	0.030	mg/Kg	☼	01/14/26 11:05	01/14/26 22:04	1
Boron	0.90	J	6.8	0.49	mg/Kg	☼	01/14/26 11:05	01/14/26 22:04	1
Cadmium	0.60	J	0.68	0.030	mg/Kg	☼	01/14/26 11:05	01/14/26 22:04	1
Calcium	1700		14	8.0	mg/Kg	☼	01/14/26 11:05	01/14/26 22:04	1
Chromium	14		0.68	0.092	mg/Kg	☼	01/14/26 11:05	01/23/26 19:47	1
Cobalt	1.1		0.68	0.038	mg/Kg	☼	01/14/26 11:05	01/23/26 19:47	1
Copper	1.8		0.68	0.085	mg/Kg	☼	01/14/26 11:05	01/14/26 22:04	1
Iron	5400		680	100	mg/Kg	☼	01/14/26 11:05	01/23/26 20:23	50
Lead	2.4		1.4	0.11	mg/Kg	☼	01/14/26 11:05	01/23/26 19:47	1
Lithium	3.2		1.4	0.029	mg/Kg	☼	01/14/26 11:05	01/22/26 07:22	1
Magnesium	560	B	14	0.60	mg/Kg	☼	01/14/26 11:05	01/23/26 19:47	1
Manganese	73		1.4	0.029	mg/Kg	☼	01/14/26 11:05	01/23/26 19:47	1
Molybdenum	0.53	J ^+	1.4	0.087	mg/Kg	☼	01/14/26 11:05	01/14/26 22:04	1
Nickel	2.4		1.4	0.26	mg/Kg	☼	01/14/26 11:05	01/14/26 22:04	1
Phosphorus	960		6.8	0.67	mg/Kg	☼	01/14/26 11:05	01/14/26 22:04	1
Potassium	380		27	8.3	mg/Kg	☼	01/14/26 11:05	01/14/26 22:04	1
Selenium	<0.19	^+	0.95	0.19	mg/Kg	☼	01/14/26 11:05	01/14/26 22:04	1
Silver	<0.024		0.68	0.024	mg/Kg	☼	01/14/26 11:05	01/14/26 22:04	1
Sodium	76		27	7.6	mg/Kg	☼	01/14/26 11:05	01/14/26 22:04	1
Strontium	12		1.4	0.27	mg/Kg	☼	01/14/26 11:05	01/25/26 13:52	1
Thallium	<0.18		0.68	0.18	mg/Kg	☼	01/14/26 11:05	01/14/26 22:04	1
Tin	<0.44		1.4	0.44	mg/Kg	☼	01/14/26 11:05	01/14/26 22:04	1
Titanium	61		1.4	0.037	mg/Kg	☼	01/14/26 11:05	01/23/26 19:47	1
Vanadium	7.6		1.4	0.028	mg/Kg	☼	01/14/26 11:05	01/23/26 19:47	1

Client Sample Results

Client: Arcadis US Inc.
Project/Site: Plant McIntosh

Job ID: 705-54492-1

Client Sample ID: MCI-SB08-36-37

Lab Sample ID: 705-54492-10

Date Collected: 01/11/26 16:10
Matrix: Solid
Date Received: 01/13/26 10:00
Percent Solids: 73.5

Method: SW846 6010D - Metals (ICP) (Continued)

Analyte	Result	Qualifier	RL	MDL	Unit	D	Prepared	Analyzed	Dil Fac
Zinc	11		1.4	0.50	mg/Kg	☼	01/14/26 11:05	01/14/26 22:04	1

Client Sample ID: MCI-Dup01

Lab Sample ID: 705-54492-11

Date Collected: 01/10/26 00:00
Matrix: Solid
Date Received: 01/13/26 10:00
Percent Solids: 77.6

Method: SW846 6010D - Metals (ICP)

Analyte	Result	Qualifier	RL	MDL	Unit	D	Prepared	Analyzed	Dil Fac
Aluminum	11000		640	52	mg/Kg	☼	01/14/26 11:05	01/23/26 20:26	50
Antimony	<0.10	^+	0.64	0.10	mg/Kg	☼	01/14/26 11:05	01/14/26 22:07	1
Arsenic	2.4		0.64	0.12	mg/Kg	☼	01/14/26 11:05	01/23/26 19:50	1
Barium	24		1.3	0.099	mg/Kg	☼	01/14/26 11:05	01/23/26 19:50	1
Beryllium	0.24	J	0.64	0.029	mg/Kg	☼	01/14/26 11:05	01/14/26 22:07	1
Boron	1.6	J	6.4	0.47	mg/Kg	☼	01/14/26 11:05	01/14/26 22:07	1
Cadmium	0.076	J	0.64	0.029	mg/Kg	☼	01/14/26 11:05	01/14/26 22:07	1
Calcium	1300		13	7.6	mg/Kg	☼	01/14/26 11:05	01/14/26 22:07	1
Chromium	15		0.64	0.087	mg/Kg	☼	01/14/26 11:05	01/23/26 19:50	1
Cobalt	5.3		0.64	0.036	mg/Kg	☼	01/14/26 11:05	01/23/26 19:50	1
Copper	3.9		0.64	0.080	mg/Kg	☼	01/14/26 11:05	01/14/26 22:07	1
Iron	18000		640	98	mg/Kg	☼	01/14/26 11:05	01/23/26 20:26	50
Lead	4.7		1.3	0.11	mg/Kg	☼	01/14/26 11:05	01/23/26 19:50	1
Lithium	5.5		1.3	0.027	mg/Kg	☼	01/14/26 11:05	01/22/26 07:24	1
Magnesium	1500	B	640	28	mg/Kg	☼	01/14/26 11:05	01/23/26 20:26	50
Manganese	53		1.3	0.027	mg/Kg	☼	01/14/26 11:05	01/23/26 19:50	1
Molybdenum	0.51	J ^+	1.3	0.082	mg/Kg	☼	01/14/26 11:05	01/14/26 22:07	1
Nickel	5.2		1.3	0.25	mg/Kg	☼	01/14/26 11:05	01/14/26 22:07	1
Phosphorus	100		6.4	0.63	mg/Kg	☼	01/14/26 11:05	01/14/26 22:07	1
Potassium	880		26	7.9	mg/Kg	☼	01/14/26 11:05	01/14/26 22:07	1
Selenium	<0.18	^+	0.90	0.18	mg/Kg	☼	01/14/26 11:05	01/14/26 22:07	1
Silver	<0.023		0.64	0.023	mg/Kg	☼	01/14/26 11:05	01/14/26 22:07	1
Sodium	97		26	7.1	mg/Kg	☼	01/14/26 11:05	01/14/26 22:07	1
Strontium	5.7		1.3	0.26	mg/Kg	☼	01/14/26 11:05	01/25/26 13:55	1
Thallium	<0.17		0.26	0.17	mg/Kg	☼	01/14/26 11:05	01/26/26 14:51	1
Tin	<0.42		1.3	0.42	mg/Kg	☼	01/14/26 11:05	01/14/26 22:07	1
Titanium	87		1.3	0.035	mg/Kg	☼	01/14/26 11:05	01/23/26 19:50	1
Vanadium	26		1.3	0.026	mg/Kg	☼	01/14/26 11:05	01/23/26 19:50	1
Zinc	20		1.3	0.47	mg/Kg	☼	01/14/26 11:05	01/14/26 22:07	1

GEORGIA POWER – PLANT MCINTOSH

Data Review

RINCON, GORGIA

Metals and Miscellaneous Analysis

SDG #: 705-54498-1

Analyses Performed By:
Eurofins Atlanta
Atlanta, GA

Report #: 64447R
Review Level: Stage 2A
Project: 30250944.5

Summary

This data quality assessment summarizes the review of Sample Delivery Groups (SDG) #705-54498-1 for samples collected in association with the Georgia Power Plant McIntosh Site in Rincon, GA. The review was conducted as a Stage 2A evaluation and included review of data package completeness. Only analytical data as reported by the laboratory were reviewed for this validation. Field documentation was not included in this review. Included with this assessment are the validation annotated sample result sheets, and chain of custody. Analyses were performed on the following samples.

Sample ID	Lab ID	Matrix	Sample Collection Date	Parent Sample	Analysis	
					MET	MISC
MC1-VAP01-PACK-23-26	705-54498-1	Water	1/9/2026		X	X
MC1-VAP04-PACK-24-27	705-54498-2	Water	1/10/2026		X	X
MC1-DUP01-PACK	705-54498-3	Water	1/10/2026	MC1-VAP04-PACK-24-27	X	X
MCI-VAP08-PACK-31-34	705-54498-4	Water	1/10/2026		X	X
MCI-VAP06-PACK-24-27	705-54498-5	Water	1/11/2026		X	X
MCI-VAP05-PACK-25-28	705-54498-6	Water	1/12/2026		X	X

Notes:
MET – Metals
MISC – Alkalinity, Anions and TDS

Analytical Data Package Documentation

The table below is the evaluation of the data package completeness.

Items Reviewed	Reported		Performance Acceptable		Not Required
	No	Yes	No	Yes	
1. Sample receipt condition		X		X	
2. Requested analysis and sample results		X		X	
3. Master tracking list		X		X	
4. Methods of analysis		X		X	
5. Reporting limits		X		X	
6. Sample collection date		X		X	
7. Laboratory sample received date		X		X	
8. Sample preservation verification (as applicable)		X		X	
9. Sample preparation/extraction/analysis dates		X		X	
10. Fully executed Chain-of-Custody (COC) form		X		X	
11. Narrative summary of quality assurance (QA) or sample problems provided		X		X	
12. Data Package Completeness and Compliance		X		X	

Note:
QA - quality assurance

Inorganic Analysis Introduction

Analyses were performed according to United States Environmental Protection Agency (USEPA) Methods SW-846 6010D, USEPA 300.0 and Standard Methods 2540C and 2320B. Data were reviewed in accordance with USEPA National Functional Guidelines for Organic Superfund Methods Data Review, EPA-540-R-20-005 November 2020 (with reference to the historical USEPA Contract Laboratory Program National Functional Guidelines for Organic Data Review, OSWER 9240.1-05A-P, October 2004, as appropriate).

The data review process is an evaluation of data on a technical basis rather than a determination of contract compliance. As such, the standards against which the data are being weighed may differ from those specified in the analytical method. It is assumed that the data package represents the best efforts of the laboratory and that it was already subjected to adequate and sufficient quality review prior to submission.

During the review process, laboratory qualified and unqualified data are verified against the supporting documentation. Based on this evaluation, qualifier codes may be added, deleted, or modified by the data reviewer. Results are qualified with the following codes in accordance with the USEPA National Functional Guidelines:

- Concentration (C) Qualifiers

  U The compound was analysed for but not detected. The associated value is the compound quantitation limit.

  B The compound has been found in the sample as well as its associated blank, its presence in the sample may be suspect.
- Quantitation (Q) Qualifiers

  E The compound was quantitated above the calibration range.

  D Concentration is based on a diluted sample analysis.
- Validation Qualifiers

  J The compound was positively identified; however, the associated numerical value is an estimated concentration only.

  UJ The compound was not detected above the reported sample quantitation limit. However, the reported limit is approximate and may or may not represent the actual limit of quantitation.

  JN The analysis indicates the presence of a compound for which there is presumptive evidence to make a tentative identification. The associated numerical value is an estimated concentration only.

  UB Compound is considered non-detect at the listed value due to associated blank contamination.

  N The analysis indicates the presence of a compound for which there is presumptive evidence to make a tentative identification.

  R The sample results are rejected.

Two facts should be noted by all data users. First, the "R" flag means that the associated value is unusable. In other words, due to significant quality control (QC) problems, the analysis is invalid and provides no information as to whether the compound is present or not. "R" values should not appear on data tables because they cannot be relied upon, even as a last resort. The second fact to keep in mind is

that no compound concentration, even if it has passed all QC tests, is guaranteed to be accurate. Strict QC serves to increase confidence in data, but any value potentially contains error.

Metals Analyses

1. Holding Times

The specified holding times for the following methods are presented in the following table.

Method	Matrix	Holding Time	Preservation
SW-846 6010D	Water	180 days from collection to analysis	Preserved to a pH of less than 2.

All samples were analyzed within the specified holding times.

2. Blank Contamination

Quality assurance (QA) blanks (i.e., method and rinse blanks) are prepared to identify any contamination which may have been introduced into the samples during sample preparation or field activity. Method blanks measure laboratory contamination. Rinse blanks measure contamination of samples during field operations.

A blank action level (BAL) of five times the concentration of a detected analyte in an associated blank is calculated for QA blanks containing concentrations greater than the method detection limit (MDL). The BAL is compared to the associated sample results to determine the appropriate qualification of the sample results, if needed.

Analytes were detected in the associated QA blanks; however, the associated sample results were greater than the BAL. Therefore, sample results greater than the BAL resulted in the removal of the laboratory qualifier (B). No other qualification of the sample results was required.

3. Matrix Spike/Matrix Spike Duplicate (MS/MSD) / Laboratory Duplicate Sample Analysis

MS/MSD and laboratory duplicate sample data are used to assess the precision and accuracy of the analytical method.

3.1 Matrix Spike/Matrix Spike Duplicate (MS/MSD) Analysis

All metal analytes must exhibit a percent recovery within the established acceptance limits of 75% to 125%. The MS/MSD recovery control limits do not apply for MS performed on sample locations where the analyte's concentration detected in the parent sample exceeds the MS concentration by a factor of four or greater. In instance where this is true, the data will not be qualified even if the percent recovery does not meet the control limits and the laboratory flag will be removed.

Note: The MS/MSD recovery control limits do not apply for MS/MSD performed on sample locations where the compound concentration detected in the parent sample exceeds the MS/MSD concentration by a factor of four or greater.

The MS/MSD analysis was on sample MC1-VAP01-PA-CK-23-26 exhibited recoveries and RPDs within the control limit with exception noted below.

Sample ID	Analyte	MS Recovery	MSD Recovery
MC1-VAP01-PA-CK-23-26	Dissolved Iron	73%	AC
	Dissolved Magnesium	70%	AC
	Dissolved Manganese	72%	AC
	Dissolved Sodium	70%	AC
	Lithium	>UL	>UL
	Dissolved Lithium	AC	126%

Note:
AC- Acceptable

The criteria used to evaluate MS/MSD recoveries are presented in the following table. In the case of an MS/MSD deviation, the sample results are qualified. The qualifications are applied to all sample results associated with this SDG.

Control limit	Sample Result	Qualification
MS/MSD percent recovery 30% to 74%	Non-detect	UJ
	Detect	J
MS/MSD percent recovery <30%	Non-detect	R
	Detect	J
MS/MSD percent recovery >125%	Non-detect	No Action
	Detect	J

Sample locations associated with MS/MSD recoveries exhibiting an RPD greater than the control limit are presented in the following table.

Sample Locations	Compound
MC1-VAP01-PA-CK-23-26	Dissolved Aluminum

The criteria used to evaluate the RPD between the MS/MSD recoveries are presented in the following table. In the case of an RPD deviation, the sample results are qualified as documented in the table below.

Control Limit	Sample Result	Qualification
> UL	Non-detect	UJ
	Detect	J

3.2 Laboratory Duplicate Analysis

The laboratory duplicates relative percent difference (RPD) criterion is applied when parent and duplicate sample concentrations are greater than or equal to 5 times the RL. A control limit of 20% for water matrices is applied when the criteria above is true. In the instance when the parent and/or duplicate sample concentrations are less than or equal to 5 times the RL, a control limit of one time the RL is applied for water matrices.

The Laboratory duplicate analysis was not performed from this SDG.

4. Field Duplicate Analysis

Field duplicate analysis is used to assess the overall precision of the field sampling procedures and analytical methods. A control limit of 30% for water matrices is applied to the RPD between the parent sample and the field duplicate. In the instance when the parent and/or duplicate sample concentrations are less than or equal to 5 times the RL, a control limit of two times the RL is applied for water matrices.

Results for duplicate samples are summarized in the following table.

Sample ID/Duplicate ID	Analyte	Sample Result	Duplicate Result	RPD
MC1-VAP04-PACK-24-27 / MC1-DUP01-PACK	Aluminum	0.11 J	0.091 J	AC
	Boron	2.6	2.6	0.0%
	Calcium	100	100	0.0%
	Iron	1.2	1.1	8.7%
	Lithium	0.012 J	0.010 J	AC
	Magnesium	3.6	3.6	0.0%
	Manganese	0.26	0.26	AC
	Potassium	2.7	2.6	3.8%
	Sodium	16	16	0.0%
	Dissolved Boron	2.5	2.5	0.0%
	Dissolved Calcium	100	110	9.5%
	Dissolved Iron	0.61	0.62	1.6%
	Dissolved Lithium	0.011 J	0.0071 J	AC
	Dissolved Magnesium	3.4	3.4	0.0%
	Dissolved Manganese	0.25	0.25	0.0%
	Dissolved Potassium	2.4	2.4	0.0%
	Dissolved Sodium	15	15	0.0%

Note:
AC- Acceptable

The calculated RPDs between the parent sample and field duplicate were acceptable

5. Laboratory Control Sample (LCS) Analysis

The LCS analysis is used to assess the accuracy of the analytical method independent of matrix interferences. The analytes associated with the LCS analysis must exhibit a percent recovery between the control limits of 80% and 120%.

All analytes associated with the LCS analysis exhibited recoveries within the control limits.

6. General Assessment – Total vs. Dissolved

When the dissolved concentration exceeded the associated total concentration, and both results were five times greater than the LOQ, then the %D between the total and dissolved concentrations must be less than 10%.

The calculated %D between the total and the dissolved sample results were within the control limit.

7. System Performance and Overall Assessment

Overall system performance was acceptable. Other than those deviations specifically mentioned in this review, the overall data quality is within the guidelines specified in the method.

Data Validation Checklist for Metals

Metals: SW-846 6010D	Reported		Performance Acceptable		Not Required
	No	Yes	No	Yes	
Inductively Coupled Plasma-Atomic Emission Spectrometry (ICP-AES)					
Stage 2A Validation					
Holding Times		X		X	
Reporting limits (units)		X		X	
Blanks					
A. Method Blanks		X	X		
B. Equipment blanks/Field blanks	X				X
Laboratory Control Sample (LCS) %R		X		X	
Laboratory Control Sample Duplicate (LCSD) %R	X				X
LCS/LCSD Precision (RPD)	X				X
Matrix Spike (MS) %R		X	X		
Matrix Spike Duplicate (MSD) %R		X	X		
MS/MSD Precision (RPD)		X	X		
Field Duplicate (RPD)		X		X	
Laboratory Duplicate (RPD)	X				X
Total vs Dissolved		X		X	
Reporting Limit Verification		X		X	

Notes:
%R = Percent recovery
RPD = Relative percent difference

General Chemistry Analyses

1. Holding Times

The specified holding times for the following methods are presented in the following table.

Method	Matrix	Holding Time	Preservation
Anions by Method 300.0	Water	28 days from collection to analysis	Cool to < 6 °C
Alkalinity by Method SM2320B	Water	14 days from collection to analysis	Cool to <6 °C
TDS by Method SM2540C	Water	7 days from collection to analysis	Cool to <6 °C

All samples were analyzed within the specified holding times.

2. Blank Contamination

Quality assurance (QA) blanks (i.e., method blanks, equipment blanks, and trip blanks) are prepared to identify any contamination which may have been introduced into the samples during sample preparation or field activity. Method blanks assess contamination introduced during sample preparation activities. Equipment blanks assess the adequacy of the decontamination process and assess contamination from sampling, sample preparation, and measurement processes.

A blank action level (BAL) of five times the concentration of a detected compound in an associated blank is calculated for QA blanks containing concentrations greater than the method detection limit (MDL). The BAL is compared to the associated sample results to determine the appropriate qualification of the sample results, if needed.

Analytes were not detected above the MDL in the associated blanks; therefore detected sample results were not associated with blank contamination.

3. Matrix Spike/Matrix Spike Duplicate (MS/MSD)/Laboratory Duplicate Analysis

MS/MSD and laboratory duplicate data are used to assess the precision and accuracy of the analytical method.

3.1 MS/MSD Analysis

All general chemistry analytes must exhibit a percent recovery within the established acceptance limits of 75% to 125%. The MS/MSD recovery control limits do not apply for MS/MSD performed on sample locations where the analyte's concentration detected in the parent sample exceeds the MS/MSD concentration by a factor of four or greater. In instance where this is true, the data will not be qualified even if the percent recovery does not meet the control limits and the laboratory flag will be removed.

All analytes associated with MS/MSD recoveries were within control limits with the exception of the following analyte present in the table below.

Sample Location	Analyte	MS Recovery	MSD Recovery
MC1-VAP01-PACK-23-226	Sulfate	<30%	<30%

The criteria used to evaluate MS/MSD recoveries are presented in the following table. In the case of an MS/MSD deviation, the sample results are qualified. The qualifications are applied to the parent sample result associated with this SDG.

Control limit	Sample Result	Qualification
MS/MSD percent recovery 30% to 74%	Non-detect	UJ
	Detect	J
MS/MSD percent recovery <30%	Non-detect	R
	Detect	J
MS/MSD percent recovery >125%	Non-detect	No Action
	Detect	J

3.2 Laboratory Duplicate Analysis

The laboratory duplicate relative percent difference (RPD) criterion is applied when parent and duplicate sample concentrations are greater than or equal to 5 times the RL. A control limit of 20% for water matrices is applied when the criteria above is true. In the instance when the parent and/or duplicate sample concentrations are less than or equal to 5 times the RL, a control limit of one time the RL is applied for water matrices.

The laboratory duplicate analysis performed on sample MC1-VAP01-PACK-23-26 for the alkalinity and TDS analysis exhibited RPDs within the control limits.

4. Field Duplicate Analysis

Field duplicate analysis is used to assess the overall precision of the field sampling procedures and analytical method. A control limit of 30% for water matrices is applied to the RPD between the parent sample and the field duplicate. In the instance when the parent and/or duplicate sample concentrations are less than or equal to 5 times the RL, a control limit of two times the RL is applied for water matrices.

Results for duplicate samples are summarized in the following table.

Sample ID/Duplicate ID	Analyte	Sample Result	Duplicate Result	RPD
MC1-VAP04-PACK-24-27 / MC1-DUP01-PACK	Chloride	9.1	9.0	1.1%
	Fluoride	0.29	0.28	AC
	Sulfate	160	170	6.1%
	Alkalinity	180	180	0.0%
	TDS	420	420	0.0%

The calculated RPDs between the parent sample and field duplicate were acceptable

5. Laboratory Control Sample (LCS) Analysis

The LCS analysis is used to assess the accuracy of the analytical method independent of matrix interferences. The analytes associated with the LCS analysis must exhibit a percent recovery between the control limits of 80% and 120%.

All analytes associated with the LCS analysis exhibited recoveries within the control limits.

6. System Performance and Overall Assessment

Overall system performance was acceptable. Other than for those deviations specifically mentioned in this review, the overall data quality is within the guidelines specified in the method.

Data Validation Checklist for General Chemistry

GENERAL CHEMISTRY:300.0, SM2540C and SM2320B	Reported		Performance Acceptable		Not Required
	No	Yes	No	Yes	
MISCELLANEOUS INSTRUMENTATION					
Stage 2A Validation					
Holding Times		X		X	
Reporting limits (units)		X		X	
Blanks					
A. Method Blanks		X		X	
B. Equipment/Field Blanks	X				X
Laboratory Control Sample (LCS) %R		X		X	
Laboratory Control Sample Duplicate (LCSD) %R	X				X
LCS/LCSD Precision (RPD)	X				X
Matrix Spike (MS) %R		X	X		
Matrix Spike Duplicate (MSD) %R		X	X		
MS/MSD Precision (RPD)		X		X	
Field Duplicate (RPD)		X		X	
Laboratory Duplicate (RPD)		X		X	

Notes:
%R = Percent recovery
RPD = Relative percent difference

VALIDATION PERFORMED BY: Rachelle Borne

SIGNATURE: Rachelle Borne

DATE: May 27, 2026

PEER REVIEW: Jennifer Singer

DATE: May 28, 2026

Chain of Custody Corrected Sample Analysis Data Sheets

Eurofins Atlanta
3080 Presidential Dr
Atlanta, GA 30340
Phone (770) 457-8177

Chain of Custody Record

eurofins | Environment Testing

Client Information	Sampler: Perry Studebaker	Lab PM: Fuller, David	Carrier Tracking No(s):	COC No: 705-20942-9978 1
Client Contact: Adam Dettmer	Phone: 770-547-8501	E-Mail: David Fuller@et.eurofinsus.com	State of Origin:	Page: Page 1 of 2
Company: Arcadis US Inc.	PWSID:			Job #:
Address: 1100 Superior Ave Suite 1250	Due Date Requested			
City: Cleveland	TAT Requested (days): standard			
State Zip: OH, 44114	Compliance Project: Δ Yes Δ No			
Phone:	PO #: Purchase Order Requested			
Email: Adam Dettmer@arcadis.com	WO #:			
Project Name: Plant McIntosh	Project #: 70505860			
Site:	SSOW#:			

Analysis Requested

Preservation Codes
N - None
D - HNO3

705-54498 COC

Other:

Sample Identification	Sample Date	Sample Time	Sample Type (C=Comp, G=grab)	Matrix (W=water S=solid, O=waste/oil, BT=Tissue, A=Air DW=Drinking Water)	Field Filtered Sample (Yes or No)	Perform MS/MSD (Yes or No)	300_ORGFM_28D - 2320B- Chloride, Fluoride, Sulfate, Alk.	6010D - App III Metals + Li, Mg, K, Na	6010D - Diss App III Metals + Li,Mg,K, Na (FF)	2540C_Calcd - Solids, Total Dissolved (TDS)	Total Number of containers	Special Instructions/Note:
			Preservation Code:				N	D	D	N		
MCI-VAP01-PACK-23-26	1/9/26	1100	G	W	X	X	X	X	X	X	12	
MCI-VAP04-PACK-24-27	1/10/26	1025	G	W	X	X	X	X	X	X	4	
MCI-DUP01-PACK	1/10/26	—	G	W	X	X	X	X	X	X	4	
MCI-VAP08-PACK-31-34	1/10/26	1800	G	W	X	X	X	X	X	X	4	
MCI-VAP06-PACK-24-27	1/11/26	1325	G	W	X	X	X	X	X	X	4	
MCI-VAP06-PACK-25-28	1/12/26	1005	G	W	X	X	X	X	X	X		

Possible Hazard Identification
☐ Non-Hazard ☐ Flammable ☐ Skin Irritant ☐ Poison B ☐ Unknown ☐ Radiological

Sample Disposal (A fee may be assessed if samples are retained longer than 1 month)
☐ Return To Client ☐ Disposal By Lab ☐ Archive For _____ Months

Deliverable Requested I, II, III, IV, Other (specify)

Special Instructions/QC Requirements

Empty Kit Relinquished by:	Date	Time:	Method of Shipment: Fedex

Relinquished by	Date/Time	Company	Received by	Date/Time	Company
Perry Studebaker	1/12/26 1530	Arcadis	[illegible]	1/13/26 10:00	

Custody Seals Intact: Δ Yes Δ No	Custody Seal No	Cooler Temperature(s) °C and Other Remarks. 4.1 #2665

Ver: 05/06/2024

Client Sample Results

Client: Arcadis US Inc.
Project/Site: Plant McIntosh

Job ID: 705-54498-1

Client Sample ID: MC1-VAP01-PACK-23-26

Lab Sample ID: 705-54498-1
Date Collected: 01/09/26 11:00
Matrix: Water
Date Received: 01/13/26 10:00

Method: EPA 300.0 - Anions, Ion Chromatography

Analyte	Result	Qualifier	RL	MDL	Unit	D	Prepared	Analyzed	Dil Fac
Chloride	13	F1	1.0	0.98	mg/L			01/14/26 13:12	1
Fluoride	0.22		0.20	0.081	mg/L			01/14/26 13:12	1
Sulfate	280	F1 J	10	7.7	mg/L			01/14/26 17:02	10

Method: SW846 6010D - Metals (ICP)

Analyte	Result	Qualifier	RL	MDL	Unit	D	Prepared	Analyzed	Dil Fac
Aluminum	0.21		0.20	0.063	mg/L		01/14/26 09:50	01/15/26 17:56	1
Boron	3.3		0.050	0.026	mg/L		01/14/26 09:50	01/15/26 17:56	1
Calcium	140		0.10	0.038	mg/L		01/14/26 09:50	01/15/26 17:56	1
Iron	5.7		0.10	0.035	mg/L		01/14/26 09:50	01/15/26 17:56	1
Lithium	0.052	F1 J	0.020	0.0037	mg/L		01/14/26 09:50	01/15/26 19:18	1
Magnesium	8.2		0.10	0.036	mg/L		01/14/26 09:50	01/15/26 17:56	1
Manganese	1.3		0.015	0.0013	mg/L		01/14/26 09:50	01/15/26 17:56	1
Potassium	3.7		0.50	0.32	mg/L		01/14/26 09:50	01/15/26 17:56	1
Sodium	23	B	1.0	0.039	mg/L		01/14/26 09:50	01/15/26 17:56	1

Method: SW846 6010D - Metals (ICP) - Dissolved

Analyte	Result	Qualifier	RL	MDL	Unit	D	Prepared	Analyzed	Dil Fac
Aluminum, Dissolved	<0.063	F2 UJ	0.20	0.063	mg/L			01/16/26 15:22	1
Boron, Dissolved	3.4		0.050	0.026	mg/L			01/16/26 15:22	1
Calcium, Dissolved	150		0.10	0.038	mg/L			01/16/26 15:22	1
Iron, Dissolved	5.0	F1 J	0.10	0.035	mg/L			01/16/26 15:22	1
Lithium, Dissolved	0.048	F1 J	0.020	0.0037	mg/L			01/24/26 17:13	1
Magnesium, Dissolved	7.8	F1 J	0.10	0.036	mg/L			01/16/26 15:22	1
Manganese, Dissolved	1.2	F1 J	0.015	0.0013	mg/L			01/16/26 15:22	1
Potassium, Dissolved	3.4		0.50	0.32	mg/L			01/16/26 15:22	1
Sodium, Dissolved	22	F1 B J	1.0	0.039	mg/L			01/16/26 15:22	1

General Chemistry

Analyte	Result	Qualifier	RL	MDL	Unit	D	Prepared	Analyzed	Dil Fac
Alkalinity (SM 2320B-2011)	250		3.0	3.0	mg/L			01/22/26 11:26	1
Total Dissolved Solids (SM 2540C - 2015)	650		10	10	mg/L			01/14/26 16:25	1

Client Sample ID: MC1-VAP04-PACK-24-27

Lab Sample ID: 705-54498-2
Date Collected: 01/10/26 10:25
Matrix: Water
Date Received: 01/13/26 10:00

Method: EPA 300.0 - Anions, Ion Chromatography

Analyte	Result	Qualifier	RL	MDL	Unit	D	Prepared	Analyzed	Dil Fac
Chloride	9.1		1.0	0.98	mg/L			01/14/26 13:46	1
Fluoride	0.29		0.20	0.081	mg/L			01/14/26 13:46	1
Sulfate	160		10	7.7	mg/L			01/14/26 18:46	10

Method: SW846 6010D - Metals (ICP)

Analyte	Result	Qualifier	RL	MDL	Unit	D	Prepared	Analyzed	Dil Fac
Aluminum	0.11	J	0.20	0.063	mg/L		01/14/26 09:50	01/15/26 18:10	1
Boron	2.6		0.050	0.026	mg/L		01/14/26 09:50	01/15/26 18:10	1
Calcium	100		0.10	0.038	mg/L		01/14/26 09:50	01/15/26 18:10	1
Iron	1.2		0.10	0.035	mg/L		01/14/26 09:50	01/15/26 18:10	1
Lithium	0.012	J	0.020	0.0037	mg/L		01/14/26 09:50	01/15/26 19:28	1

Client Sample ID: MC1-VAP04-PACK-24-27

Lab Sample ID: 705-54498-2
Matrix: Water
Date Collected: 01/10/26 10:25
Date Received: 01/13/26 10:00

Method: SW846 6010D - Metals (ICP) (Continued)

Analyte	Result	Qualifier	RL	MDL	Unit	D	Prepared	Analyzed	Dil Fac
Magnesium	3.6		0.10	0.036	mg/L		01/14/26 09:50	01/15/26 18:10	1
Manganese	0.26		0.015	0.0013	mg/L		01/14/26 09:50	01/15/26 18:10	1
Potassium	2.7		0.50	0.32	mg/L		01/14/26 09:50	01/15/26 18:10	1
Sodium	16	B	1.0	0.039	mg/L		01/14/26 09:50	01/15/26 18:10	1

Method: SW846 6010D - Metals (ICP) - Dissolved

Analyte	Result	Qualifier	RL	MDL	Unit	D	Prepared	Analyzed	Dil Fac
Aluminum, Dissolved	<0.063	UJ	0.20	0.063	mg/L			01/16/26 15:36	1
Boron, Dissolved	2.5		0.050	0.026	mg/L			01/16/26 15:36	1
Calcium, Dissolved	100		0.10	0.038	mg/L			01/16/26 15:36	1
Iron, Dissolved	0.61	J	0.10	0.035	mg/L			01/16/26 15:36	1
Lithium, Dissolved	0.011	J	0.020	0.0037	mg/L			01/24/26 17:23	1
Magnesium, Dissolved	3.4	J	0.10	0.036	mg/L			01/16/26 15:36	1
Manganese, Dissolved	0.25	J	0.015	0.0013	mg/L			01/16/26 15:36	1
Potassium, Dissolved	2.4		0.50	0.32	mg/L			01/16/26 15:36	1
Sodium, Dissolved	15	B J	1.0	0.039	mg/L			01/16/26 15:36	1

General Chemistry

Analyte	Result	Qualifier	RL	MDL	Unit	D	Prepared	Analyzed	Dil Fac
Alkalinity (SM 2320B-2011)	180		3.0	3.0	mg/L			01/14/26 11:15	1
Total Dissolved Solids (SM 2540C - 2015)	420		10	10	mg/L			01/14/26 16:25	1

Client Sample ID: MC1-DUP01-PACK

Lab Sample ID: 705-54498-3
Matrix: Water
Date Collected: 01/10/26 00:00
Date Received: 01/13/26 10:00

Method: EPA 300.0 - Anions, Ion Chromatography

Analyte	Result	Qualifier	RL	MDL	Unit	D	Prepared	Analyzed	Dil Fac
Chloride	9.0		1.0	0.98	mg/L			01/14/26 13:58	1
Fluoride	0.28		0.20	0.081	mg/L			01/14/26 13:58	1
Sulfate	170		10	7.7	mg/L			01/14/26 18:58	10

Method: SW846 6010D - Metals (ICP)

Analyte	Result	Qualifier	RL	MDL	Unit	D	Prepared	Analyzed	Dil Fac
Aluminum	0.091	J	0.20	0.063	mg/L		01/14/26 09:50	01/15/26 18:23	1
Boron	2.6		0.050	0.026	mg/L		01/14/26 09:50	01/15/26 18:23	1
Calcium	100		0.10	0.038	mg/L		01/14/26 09:50	01/15/26 18:23	1
Iron	1.1		0.10	0.035	mg/L		01/14/26 09:50	01/15/26 18:23	1
Lithium	0.010	J	0.020	0.0037	mg/L		01/14/26 09:50	01/15/26 19:30	1
Magnesium	3.6		0.10	0.036	mg/L		01/14/26 09:50	01/15/26 18:23	1
Manganese	0.26		0.015	0.0013	mg/L		01/14/26 09:50	01/15/26 18:23	1
Potassium	2.6		0.50	0.32	mg/L		01/14/26 09:50	01/15/26 18:23	1
Sodium	16	B	1.0	0.039	mg/L		01/14/26 09:50	01/15/26 18:23	1

Method: SW846 6010D - Metals (ICP) - Dissolved

Analyte	Result	Qualifier	RL	MDL	Unit	D	Prepared	Analyzed	Dil Fac
Aluminum, Dissolved	<0.063	UJ	0.20	0.063	mg/L			01/16/26 15:39	1
Boron, Dissolved	2.5		0.050	0.026	mg/L			01/16/26 15:39	1
Calcium, Dissolved	110		0.10	0.038	mg/L			01/16/26 15:39	1
Iron, Dissolved	0.62	J	0.10	0.035	mg/L			01/16/26 15:39	1

Client Sample ID: MC1-DUP01-PACK

Lab Sample ID: 705-54498-3
Date Collected: 01/10/26 00:00
Matrix: Water
Date Received: 01/13/26 10:00

Method: SW846 6010D - Metals (ICP) - Dissolved (Continued)

Analyte	Result	Qualifier	RL	MDL	Unit	D	Prepared	Analyzed	Dil Fac
Lithium, Dissolved	0.0071	J	0.020	0.0037	mg/L			01/24/26 17:25	1
Magnesium, Dissolved	3.4	J	0.10	0.036	mg/L			01/16/26 15:39	1
Manganese, Dissolved	0.25	J	0.015	0.0013	mg/L			01/16/26 15:39	1
Potassium, Dissolved	2.4		0.50	0.32	mg/L			01/16/26 15:39	1
Sodium, Dissolved	15	B J	1.0	0.039	mg/L			01/16/26 15:39	1

General Chemistry

Analyte	Result	Qualifier	RL	MDL	Unit	D	Prepared	Analyzed	Dil Fac
Alkalinity (SM 2320B-2011)	180		3.0	3.0	mg/L			01/14/26 11:15	1
Total Dissolved Solids (SM 2540C - 2015)	420		10	10	mg/L			01/14/26 16:25	1

Client Sample ID: MCI-VAP08-PACK-31-34

Lab Sample ID: 705-54498-4
Date Collected: 01/10/26 18:00
Matrix: Water
Date Received: 01/13/26 10:00

Method: EPA 300.0 - Anions, Ion Chromatography

Analyte	Result	Qualifier	RL	MDL	Unit	D	Prepared	Analyzed	Dil Fac
Chloride	9.9		1.0	0.98	mg/L			01/14/26 14:09	1
Fluoride	0.22		0.20	0.081	mg/L			01/14/26 14:09	1
Sulfate	40		1.0	0.77	mg/L			01/14/26 14:09	1

Method: SW846 6010D - Metals (ICP)

Analyte	Result	Qualifier	RL	MDL	Unit	D	Prepared	Analyzed	Dil Fac
Aluminum	18		0.20	0.063	mg/L		01/14/26 09:50	01/15/26 18:41	1
Boron	0.42		0.050	0.026	mg/L		01/14/26 09:50	01/15/26 18:41	1
Calcium	55		0.10	0.038	mg/L		01/14/26 09:50	01/15/26 18:41	1
Iron	43		0.10	0.035	mg/L		01/14/26 09:50	01/15/26 18:41	1
Lithium	0.058	J	0.020	0.0037	mg/L		01/14/26 09:50	01/15/26 19:32	1
Magnesium	10		0.10	0.036	mg/L		01/14/26 09:50	01/15/26 18:41	1
Manganese	0.50		0.015	0.0013	mg/L		01/14/26 09:50	01/15/26 18:41	1
Potassium	8.9		0.50	0.32	mg/L		01/14/26 09:50	01/15/26 18:41	1
Sodium	8.9	B	1.0	0.039	mg/L		01/14/26 09:50	01/15/26 18:41	1

Method: SW846 6010D - Metals (ICP) - Dissolved

Analyte	Result	Qualifier	RL	MDL	Unit	D	Prepared	Analyzed	Dil Fac
Aluminum, Dissolved	<0.063	UJ	0.20	0.063	mg/L			01/16/26 15:42	1
Boron, Dissolved	0.38		0.050	0.026	mg/L			01/16/26 15:42	1
Calcium, Dissolved	25		0.10	0.038	mg/L			01/16/26 15:42	1
Iron, Dissolved	1.3	J	0.10	0.035	mg/L			01/16/26 15:42	1
Lithium, Dissolved	0.025	J	0.020	0.0037	mg/L			01/24/26 17:31	1
Magnesium, Dissolved	3.2	J	0.10	0.036	mg/L			01/16/26 15:42	1
Manganese, Dissolved	0.10	J	0.015	0.0013	mg/L			01/16/26 15:42	1
Potassium, Dissolved	2.5		0.50	0.32	mg/L			01/16/26 15:42	1
Sodium, Dissolved	7.8	B J	1.0	0.039	mg/L			01/16/26 15:42	1

General Chemistry

Analyte	Result	Qualifier	RL	MDL	Unit	D	Prepared	Analyzed	Dil Fac
Alkalinity (SM 2320B-2011)	65		3.0	3.0	mg/L			01/14/26 11:15	1
Total Dissolved Solids (SM 2540C - 2015)	260		10	10	mg/L			01/14/26 16:25	1

Client Sample Results

Client: Arcadis US Inc.
Project/Site: Plant McIntosh

Job ID: 705-54498-1

Client Sample ID: MCI-VAP06-PACK-24-27

Lab Sample ID: 705-54498-5
Matrix: Water

Date Collected: 01/11/26 13:25
Date Received: 01/13/26 10:00

Method: EPA 300.0 - Anions, Ion Chromatography

Analyte	Result	Qualifier	RL	MDL	Unit	D	Prepared	Analyzed	Dil Fac
Chloride	12		1.0	0.98	mg/L			01/14/26 14:21	1
Fluoride	0.12	J	0.20	0.081	mg/L			01/14/26 14:21	1
Sulfate	12		1.0	0.77	mg/L			01/14/26 14:21	1

Method: SW846 6010D - Metals (ICP)

Analyte	Result	Qualifier	RL	MDL	Unit	D	Prepared	Analyzed	Dil Fac
Aluminum	3.0		0.20	0.063	mg/L		01/14/26 09:50	01/15/26 18:43	1
Boron	0.22		0.050	0.026	mg/L		01/14/26 09:50	01/15/26 18:43	1
Calcium	8.7		0.10	0.038	mg/L		01/14/26 09:50	01/15/26 18:43	1
Iron	3.0		0.10	0.035	mg/L		01/14/26 09:50	01/15/26 18:43	1
Lithium	0.032	J	0.020	0.0037	mg/L		01/14/26 09:50	01/15/26 19:34	1
Magnesium	1.7		0.10	0.036	mg/L		01/14/26 09:50	01/15/26 18:43	1
Manganese	0.19		0.015	0.0013	mg/L		01/14/26 09:50	01/15/26 18:43	1
Potassium	3.4		0.50	0.32	mg/L		01/14/26 09:50	01/15/26 18:43	1
Sodium	9.2	B	1.0	0.039	mg/L		01/14/26 09:50	01/15/26 18:43	1

Method: SW846 6010D - Metals (ICP) - Dissolved

Analyte	Result	Qualifier	RL	MDL	Unit	D	Prepared	Analyzed	Dil Fac
Aluminum, Dissolved	<0.063	UJ	0.20	0.063	mg/L			01/16/26 15:45	1
Boron, Dissolved	0.21		0.050	0.026	mg/L			01/16/26 15:45	1
Calcium, Dissolved	8.0		0.10	0.038	mg/L			01/16/26 15:45	1
Iron, Dissolved	1.1	J	0.10	0.035	mg/L			01/16/26 15:45	1
Lithium, Dissolved	0.025	J	0.020	0.0037	mg/L			01/24/26 17:33	1
Magnesium, Dissolved	1.3	J	0.10	0.036	mg/L			01/16/26 15:45	1
Manganese, Dissolved	0.11	J	0.015	0.0013	mg/L			01/16/26 15:45	1
Potassium, Dissolved	2.7		0.50	0.32	mg/L			01/16/26 15:45	1
Sodium, Dissolved	8.2	B J	1.0	0.039	mg/L			01/16/26 15:45	1

General Chemistry

Analyte	Result	Qualifier	RL	MDL	Unit	D	Prepared	Analyzed	Dil Fac
Alkalinity (SM 2320B-2011)	29		3.0	3.0	mg/L			01/14/26 11:15	1
Total Dissolved Solids (SM 2540C - 2015)	77		10	10	mg/L			01/14/26 16:25	1

Client Sample ID: MCI-VAP05-PACK-25-28

Lab Sample ID: 705-54498-6
Matrix: Water

Date Collected: 01/12/26 10:05
Date Received: 01/13/26 10:00

Method: EPA 300.0 - Anions, Ion Chromatography

Analyte	Result	Qualifier	RL	MDL	Unit	D	Prepared	Analyzed	Dil Fac
Chloride	8.1		1.0	0.98	mg/L			01/14/26 14:32	1
Fluoride	0.16	J	0.20	0.081	mg/L			01/14/26 14:32	1
Sulfate	180		10	7.7	mg/L			01/14/26 19:09	10

Method: SW846 6010D - Metals (ICP)

Analyte	Result	Qualifier	RL	MDL	Unit	D	Prepared	Analyzed	Dil Fac
Aluminum	0.50		0.20	0.063	mg/L		01/14/26 09:50	01/15/26 18:46	1
Boron	3.3		0.050	0.026	mg/L		01/14/26 09:50	01/15/26 18:46	1
Calcium	29		0.10	0.038	mg/L		01/14/26 09:50	01/15/26 18:46	1
Iron	3.1		0.10	0.035	mg/L		01/14/26 09:50	01/15/26 18:46	1
Lithium	0.044	J	0.020	0.0037	mg/L		01/14/26 09:50	01/15/26 19:40	1

Client Sample Results

Client: Arcadis US Inc.
Project/Site: Plant McIntosh

Job ID: 705-54498-1

Client Sample ID: MCI-VAP05-PACK-25-28

Lab Sample ID: 705-54498-6

Date Collected: 01/12/26 10:05
Date Received: 01/13/26 10:00

Matrix: Water

Method: SW846 6010D - Metals (ICP) (Continued)

Analyte	Result	Qualifier	RL	MDL	Unit	D	Prepared	Analyzed	Dil Fac
Magnesium	5.1		0.10	0.036	mg/L		01/14/26 09:50	01/15/26 18:46	1
Manganese	0.30		0.015	0.0013	mg/L		01/14/26 09:50	01/15/26 18:46	1
Potassium	7.2		0.50	0.32	mg/L		01/14/26 09:50	01/15/26 18:46	1
Sodium	26	B	1.0	0.039	mg/L		01/14/26 09:50	01/15/26 18:46	1

Method: SW846 6010D - Metals (ICP) - Dissolved

Analyte	Result	Qualifier	RL	MDL	Unit	D	Prepared	Analyzed	Dil Fac
Aluminum, Dissolved	<0.063	UJ	0.20	0.063	mg/L			01/27/26 12:10	1
Boron, Dissolved	3.1		0.050	0.026	mg/L			01/27/26 12:10	1
Calcium, Dissolved	25		0.10	0.038	mg/L			01/27/26 12:10	1
Iron, Dissolved	1.9	J	0.10	0.035	mg/L			01/27/26 12:10	1
Lithium, Dissolved	0.034	J	0.020	0.0037	mg/L			01/27/26 08:52	1
Magnesium, Dissolved	4.5	J	0.10	0.036	mg/L			01/27/26 12:10	1
Manganese, Dissolved	0.27	J	0.015	0.0013	mg/L			01/27/26 12:10	1
Potassium, Dissolved	5.6		0.50	0.32	mg/L			01/27/26 12:10	1
Sodium, Dissolved	22	B J	1.0	0.039	mg/L			01/27/26 12:10	1

General Chemistry

Analyte	Result	Qualifier	RL	MDL	Unit	D	Prepared	Analyzed	Dil Fac
Alkalinity (SM 2320B-2011)	8.5		3.0	3.0	mg/L			01/14/26 11:15	1
Total Dissolved Solids (SM 2540C - 2015)	250		10	10	mg/L			01/14/26 16:25	1

GEORGIA POWER – PLANT MCINTOSH

Data Review

RINCON, GORGIA

Metals Analysis

SDG #: 705-55029-1

Analyses Performed By:
Eurofins Atlanta
Atlanta, GA

Report #: 64448R
Review Level: Stage 2A
Project: 30250944.5

Summary

This data quality assessment summarizes the review of Sample Delivery Groups (SDG) #705-55029-1 for samples collected in association with the Georgia Power Plant McIntosh Site in Rincon, GA. The review was conducted as a Stage 2A evaluation and included review of data package completeness. Only analytical data as reported by the laboratory were reviewed for this validation. Field documentation was not included in this review. Included with this assessment are the validation annotated sample result sheets, and chain of custody. Analyses were performed on the following samples.

Sample ID	Lab ID	Matrix	Sample Collection Date	Parent Sample	Analysis	
					MET	MISC
MCF-SB11-14-15	705-55029-1	SO	01/13/26		X	

Notes:
MET - Metals

Analytical Data Package Documentation

The table below is the evaluation of the data package completeness.

Items Reviewed	Reported		Performance Acceptable		Not Required
	No	Yes	No	Yes	
1. Sample receipt condition		X		X	
2. Requested analysis and sample results		X		X	
3. Master tracking list		X		X	
4. Methods of analysis		X		X	
5. Reporting limits		X		X	
6. Sample collection date		X		X	
7. Laboratory sample received date		X		X	
8. Sample preservation verification (as applicable)		X		X	
9. Sample preparation/extraction/analysis dates		X		X	
10. Fully executed Chain-of-Custody (COC) form		X		X	
11. Narrative summary of quality assurance (QA) or sample problems provided		X		X	
12. Data Package Completeness and Compliance		X		X	

Note:
QA - quality assurance

Inorganic Analysis Introduction

Analyses were performed according to United States Environmental Protection Agency (USEPA) Methods SW-846 6010D. Data were reviewed in accordance with USEPA National Functional Guidelines for Organic Superfund Methods Data Review, EPA-540-R-20-005 November 2020 (with reference to the historical USEPA Contract Laboratory Program National Functional Guidelines for Organic Data Review, OSWER 9240.1-05A-P, October 2004, as appropriate).

The data review process is an evaluation of data on a technical basis rather than a determination of contract compliance. As such, the standards against which the data are being weighed may differ from those specified in the analytical method. It is assumed that the data package represents the best efforts of the laboratory and that it was already subjected to adequate and sufficient quality review prior to submission.

During the review process, laboratory qualified and unqualified data are verified against the supporting documentation. Based on this evaluation, qualifier codes may be added, deleted, or modified by the data reviewer. Results are qualified with the following codes in accordance with the USEPA National Functional Guidelines:

- Concentration (C) Qualifiers

  U The compound was analysed for but not detected. The associated value is the compound quantitation limit.

  B The compound has been found in the sample as well as its associated blank, its presence in the sample may be suspect.
- Quantitation (Q) Qualifiers

  E The compound was quantitated above the calibration range.

  D Concentration is based on a diluted sample analysis.
- Validation Qualifiers

  J The compound was positively identified; however, the associated numerical value is an estimated concentration only.

  UJ The compound was not detected above the reported sample quantitation limit. However, the reported limit is approximate and may or may not represent the actual limit of quantitation.

  JN The analysis indicates the presence of a compound for which there is presumptive evidence to make a tentative identification. The associated numerical value is an estimated concentration only.

  UB Compound is considered non-detect at the listed value due to associated blank contamination.

  N The analysis indicates the presence of a compound for which there is presumptive evidence to make a tentative identification.

  R The sample results are rejected.

Two facts should be noted by all data users. First, the "R" flag means that the associated value is unusable. In other words, due to significant quality control (QC) problems, the analysis is invalid and provides no information as to whether the compound is present or not. "R" values should not appear on data tables because they cannot be relied upon, even as a last resort. The second fact to keep in mind is that no compound concentration, even if it has passed all QC tests, is guaranteed to be accurate. Strict QC serves to increase confidence in data, but any value potentially contains error.

Metals Analyses

1. Holding Times

The specified holding times for the following methods are presented in the following table.

Method	Matrix	Holding Time	Preservation
SW-846 6010D	Soil	180 days from collection to analysis	Cool to <6 °C.

All samples were analyzed within the specified holding times.

2. Blank Contamination

Quality assurance (QA) blanks (i.e., method and rinse blanks) are prepared to identify any contamination which may have been introduced into the samples during sample preparation or field activity. Method blanks measure laboratory contamination. Rinse blanks measure contamination of samples during field operations.

A blank action level (BAL) of five times the concentration of a detected analyte in an associated blank is calculated for QA blanks containing concentrations greater than the method detection limit (MDL). The BAL is compared to the associated sample results to determine the appropriate qualification of the sample results, if needed.

Analytes were not detected above the MDL in the associated blanks; therefore detected sample results were not associated with blank contamination.

3. Matrix Spike/Matrix Spike Duplicate (MS/MSD) / Laboratory Duplicate Sample Analysis

MS/MSD and laboratory duplicate sample data are used to assess the precision and accuracy of the analytical method.

3.1 Matrix Spike/Matrix Spike Duplicate (MS/MSD) Analysis

All metal analytes must exhibit a percent recovery within the established acceptance limits of 75% to 125%. The MS/MSD recovery control limits do not apply for MS performed on sample locations where the analyte's concentration detected in the parent sample exceeds the MS concentration by a factor of four or greater. In instance where this is true, the data will not be qualified even if the percent recovery does not meet the control limits and the laboratory flag will be removed.

Note: The MS/MSD recovery control limits do not apply for MS/MSD performed on sample locations where the compound concentration detected in the parent sample exceeds the MS/MSD concentration by a factor of four or greater.

A site-specific MS/MSD was not included in the data package.

3.2 Laboratory Duplicate Analysis

The laboratory duplicates relative percent difference (RPD) criterion is applied when parent and duplicate sample concentrations are greater than or equal to 5 times the RL. A control limit of 20% for water

matrices is applied when the criteria above is true. In the instance when the parent and/or duplicate sample concentrations are less than or equal to 5 times the RL, a control limit of one time the RL is applied for water matrices.

A site-specific laboratory duplicate was not included in the data package.

4. Field Duplicate Analysis

Field duplicate analysis is used to assess the overall precision of the field sampling procedures and analytical methods. A control limit of 50% for soil matrices is applied to the RPD between the parent sample and the field duplicate. In the instance when the parent and/or duplicate sample concentrations are less than or equal to 5 times the RL, a control limit of three times the RL is applied for soil matrices.

A field duplicate was not included in the data package.

5. Laboratory Control Sample (LCS) Analysis

The LCS analysis is used to assess the accuracy of the analytical method independent of matrix interferences. The analytes associated with the LCS analysis must exhibit a percent recovery between the control limits of 80% and 120%.

All analytes associated with the LCS analysis exhibited recoveries within the control limits.

6. System Performance and Overall Assessment

Overall system performance was acceptable. Other than those deviations specifically mentioned in this review, the overall data quality is within the guidelines specified in the method.

Data Validation Checklist for Metals

Metals: SW-846 6010D	Reported		Performance Acceptable		Not Required
	No	Yes	No	Yes	
Inductively Coupled Plasma-Atomic Emission Spectrometry (ICP-AES)					
Stage 2A Validation					
Holding Times		X		X	
Reporting limits (units)		X		X	
Blanks					
A. Method Blanks		X		X	
B. Equipment blanks/Field blanks	X				X
Laboratory Control Sample (LCS) %R		X		X	
Laboratory Control Sample Duplicate (LCSD) %R	X				X
LCS/LCSD Precision (RPD)	X				X
Matrix Spike (MS) %R	X				X
Matrix Spike Duplicate (MSD) %R	X				X
MS/MSD Precision (RPD)	X				X
Field Duplicate (RPD)	X				X
Laboratory Duplicate (RPD)	X				X
Total vs Dissolved	X				X
Reporting Limit Verification		X		X	

Notes:
%R = Percent recovery
RPD = Relative percent difference

VALIDATION PERFORMED BY: Rachelle Borne

SIGNATURE: Rachelle Borne

DATE: May 27, 2026

PEER REVIEW: Jennifer Singer

DATE: May 28, 2026

Chain of Custody Corrected Sample Analysis Data Sheets

Eurofins Atlanta
3080 Presidential Dr
Atlanta GA 30340
Phone (770) 457-8177

Chain of Custody Record

eurofins | Environment Testing

Client Information	Sampler:	Lab PM: Fuller, David	Carrier Tracking No(s):	COC No: 705-20941-9977 2
Client Contact: Adam Dettmer	Phone:	E-Mail: David.Fuller@et.eurofinsus.com	State of Origin:	Page: Page 1 of 1
Company: Arcadis US Inc.	PWSID:			Job #:
Address: 1100 Superior Ave Suite 1250	Due Date Requested:			
City: Cleveland	TAT Requested (days): STANDARD			
State, Zip: OH, 44114	Compliance Project: Δ Yes Δ No			
Phone:	PO #: Purchase Order Requested			
Email: Adam.Dettmer@arcadis.com	WO #:			
Project Name: Plant McIntosh	Project #: 70505860			
Site:	SSOW#:			

Analysis Requested

Preservation Codes: N - None

05-55029 COC

Other:

Sample Identification	Sample Date	Sample Time	Sample Type (C=Comp, G=grab)	Matrix (W=water, S=solid, O=waste/oil, BT=Tissue, A=Air, DW=Drinking Water)	Field Filtered Sample (Yes or No)	Perform MS/MSD (Yes or No)	Moisture - Percent Moisture	6010D - 29 ICP Metals	Total Number of containers	Special Instructions/Note:
			Preservation Code:		X	X	N	N	X	
MCF-SB11-14-15	1/13/26	1150	G	S	N	N	X	X		

Possible Hazard Identification
☑ Non-Hazard ☐ Flammable ☐ Skin Irritant ☐ Poison B ☐ Unknown ☐ Radiological

Sample Disposal (A fee may be assessed if samples are retained longer than 1 month)
☐ Return To Client ☑ Disposal By Lab ☐ Archive For _____ Months

Deliverable Requested: I, II, III, IV, Other (specify)

Special Instructions/QC Requirements:

Empty Kit Relinquished by:	Date:	Time:	Method of Shipment:

Relinquished by: Auguste Fanniello	Date/Time: 1/15/26 1500	Company	Received by:	Date/Time: 1/16/26 10:10	Company
Relinquished by:	Date/Time:	Company	Received by:	Date/Time:	Company
Relinquished by:	Date/Time:	Company	Received by:	Date/Time:	Company

Custody Seals Intact: Δ Yes Δ No | Custody Seal No | Cooler Temperature(s) °C and Other Remarks: 2 3 4 2 6 6 5

Ver: 05/06/2024

Client Sample Results

Client: Arcadis US Inc.
Project/Site: Plant McIntosh

Job ID: 705-55029-1

Client Sample ID: MCF-SB11-14-15

Lab Sample ID: 705-55029-1

Date Collected: 01/13/26 11:50
Date Received: 01/16/26 10:10

Matrix: Solid
Percent Solids: 82.2

Method: SW846 6010D - Metals (ICP)

Analyte	Result	Qualifier	RL	MDL	Unit	D	Prepared	Analyzed	Dil Fac
Aluminum	11000		1200	99	mg/Kg	☼	01/20/26 09:35	01/25/26 13:34	100
Antimony	0.35	J	0.61	0.097	mg/Kg	☼	01/20/26 09:35	01/20/26 13:40	1
Arsenic	1.2		0.61	0.12	mg/Kg	☼	01/20/26 09:35	01/20/26 13:40	1
Barium	25		1.2	0.094	mg/Kg	☼	01/20/26 09:35	01/20/26 13:40	1
Beryllium	0.40	J	0.61	0.027	mg/Kg	☼	01/20/26 09:35	01/25/26 13:22	1
Boron	7.6		6.1	0.44	mg/Kg	☼	01/20/26 09:35	01/20/26 13:40	1
Cadmium	0.033	J	0.61	0.027	mg/Kg	☼	01/20/26 09:35	01/20/26 13:40	1
Calcium	240		12	7.1	mg/Kg	☼	01/20/26 09:35	01/20/26 13:40	1
Chromium	16		0.61	0.082	mg/Kg	☼	01/20/26 09:35	01/20/26 13:40	1
Cobalt	2.9		0.61	0.034	mg/Kg	☼	01/20/26 09:35	01/20/26 13:40	1
Copper	6.4		0.61	0.076	mg/Kg	☼	01/20/26 09:35	01/20/26 13:40	1
Iron	26000		1200	190	mg/Kg	☼	01/20/26 09:35	01/25/26 13:34	100
Lead	7.7		1.2	0.10	mg/Kg	☼	01/20/26 09:35	01/20/26 13:40	1
Lithium	5.5		1.2	0.026	mg/Kg	☼	01/20/26 09:35	01/24/26 18:13	1
Magnesium	1100		12	0.53	mg/Kg	☼	01/20/26 09:35	01/20/26 13:40	1
Manganese	70		1.2	0.026	mg/Kg	☼	01/20/26 09:35	01/20/26 13:40	1
Molybdenum	1.4		1.2	0.078	mg/Kg	☼	01/20/26 09:35	01/20/26 13:40	1
Nickel	5.3		1.2	0.23	mg/Kg	☼	01/20/26 09:35	01/20/26 13:40	1
Phosphorus	48		6.1	0.60	mg/Kg	☼	01/20/26 09:35	01/20/26 13:40	1
Potassium	1000		24	7.5	mg/Kg	☼	01/20/26 09:35	01/20/26 13:40	1
Selenium	<0.17		0.85	0.17	mg/Kg	☼	01/20/26 09:35	01/20/26 13:40	1
Silver	<0.022		0.61	0.022	mg/Kg	☼	01/20/26 09:35	01/20/26 13:40	1
Sodium	89		24	6.8	mg/Kg	☼	01/20/26 09:35	01/20/26 13:40	1
Strontium	4.9		1.2	0.25	mg/Kg	☼	01/20/26 09:35	01/20/26 13:40	1
Thallium	0.31	J	0.36	0.16	mg/Kg	☼	01/20/26 09:35	01/25/26 13:22	1
Tin	0.96	J	1.2	0.39	mg/Kg	☼	01/20/26 09:35	01/20/26 13:40	1
Titanium	91		1.2	0.033	mg/Kg	☼	01/20/26 09:35	01/20/26 13:40	1
Vanadium	35		1.2	0.025	mg/Kg	☼	01/20/26 09:35	01/20/26 13:40	1
Zinc	23		1.2	0.45	mg/Kg	☼	01/20/26 09:35	01/20/26 13:40	1

GEORGIA POWER – PLANT MCINTOSH

Data Review

RINCON, GORGIA

Metals Analysis

SDG #: 705-55566-1

Analyses Performed By:
Eurofins Atlanta
Atlanta, GA

Report #: 64449R
Review Level: Stage 2A
Project: 30250944.5

Summary

This data quality assessment summarizes the review of Sample Delivery Groups (SDG) #705-55566-1 for samples collected in association with the Georgia Power Plant McIntosh Site in Rincon, GA. The review was conducted as a Stage 2A evaluation and included review of data package completeness. Only analytical data as reported by the laboratory were reviewed for this validation. Field documentation was not included in this review. Included with this assessment are the validation annotated sample result sheets, and chain of custody. Analyses were performed on the following samples.

Sample ID	Lab ID	Matrix	Sample Collection Date	Parent Sample	Analysis	
					MET	MISC
MCI-SB-11-34-35	705-55566-1	SO	01/20/26		X	
MCI-SB12-16-17	705-55566-2	SO	01/20/26		X	
MCI-SB12-19-20	705-55566-3	SO	01/20/26		X	

Notes:
MET - Metals

Analytical Data Package Documentation

The table below is the evaluation of the data package completeness.

Items Reviewed	Reported		Performance Acceptable		Not Required
	No	Yes	No	Yes	
1. Sample receipt condition		X		X	
2. Requested analysis and sample results		X		X	
3. Master tracking list		X		X	
4. Methods of analysis		X		X	
5. Reporting limits		X		X	
6. Sample collection date		X		X	
7. Laboratory sample received date		X		X	
8. Sample preservation verification (as applicable)		X		X	
9. Sample preparation/extraction/analysis dates		X		X	
10. Fully executed Chain-of-Custody (COC) form		X		X	
11. Narrative summary of quality assurance (QA) or sample problems provided		X		X	
12. Data Package Completeness and Compliance		X		X	

Note:
QA - quality assurance

Inorganic Analysis Introduction

Analyses were performed according to United States Environmental Protection Agency (USEPA) Methods SW-846 6010D. Data were reviewed in accordance with USEPA National Functional Guidelines for Organic Superfund Methods Data Review, EPA-540-R-20-005 November 2020 (with reference to the historical USEPA Contract Laboratory Program National Functional Guidelines for Organic Data Review, OSWER 9240.1-05A-P, October 2004, as appropriate).

The data review process is an evaluation of data on a technical basis rather than a determination of contract compliance. As such, the standards against which the data are being weighed may differ from those specified in the analytical method. It is assumed that the data package represents the best efforts of the laboratory and that it was already subjected to adequate and sufficient quality review prior to submission.

During the review process, laboratory qualified and unqualified data are verified against the supporting documentation. Based on this evaluation, qualifier codes may be added, deleted, or modified by the data reviewer. Results are qualified with the following codes in accordance with the USEPA National Functional Guidelines:

- Concentration (C) Qualifiers

  U The compound was analysed for but not detected. The associated value is the compound quantitation limit.

  B The compound has been found in the sample as well as its associated blank, its presence in the sample may be suspect.
- Quantitation (Q) Qualifiers

  E The compound was quantitated above the calibration range.

  D Concentration is based on a diluted sample analysis.
- Validation Qualifiers

  J The compound was positively identified; however, the associated numerical value is an estimated concentration only.

  UJ The compound was not detected above the reported sample quantitation limit. However, the reported limit is approximate and may or may not represent the actual limit of quantitation.

  JN The analysis indicates the presence of a compound for which there is presumptive evidence to make a tentative identification. The associated numerical value is an estimated concentration only.

  UB Compound is considered non-detect at the listed value due to associated blank contamination.

  N The analysis indicates the presence of a compound for which there is presumptive evidence to make a tentative identification.

  R The sample results are rejected.

Two facts should be noted by all data users. First, the "R" flag means that the associated value is unusable. In other words, due to significant quality control (QC) problems, the analysis is invalid and provides no information as to whether the compound is present or not. "R" values should not appear on data tables because they cannot be relied upon, even as a last resort. The second fact to keep in mind is that no compound concentration, even if it has passed all QC tests, is guaranteed to be accurate. Strict QC serves to increase confidence in data, but any value potentially contains error.

Metals Analyses

1. Holding Times

The specified holding times for the following methods are presented in the following table.

Method	Matrix	Holding Time	Preservation
SW-846 6010D	Soil	180 days from collection to analysis	Cool to <6 °C.

All samples were analyzed within the specified holding times.

2. Blank Contamination

Quality assurance (QA) blanks (i.e., method and rinse blanks) are prepared to identify any contamination which may have been introduced into the samples during sample preparation or field activity. Method blanks measure laboratory contamination. Rinse blanks measure contamination of samples during field operations.

A blank action level (BAL) of five times the concentration of a detected analyte in an associated blank is calculated for QA blanks containing concentrations greater than the method detection limit (MDL). The BAL is compared to the associated sample results to determine the appropriate qualification of the sample results, if needed.

Analytes were not detected above the MDL in the associated blanks; therefore detected sample results were not associated with blank contamination.

3. Matrix Spike/Matrix Spike Duplicate (MS/MSD) / Laboratory Duplicate Sample Analysis

MS/MSD and laboratory duplicate sample data are used to assess the precision and accuracy of the analytical method.

3.1 Matrix Spike/Matrix Spike Duplicate (MS/MSD) Analysis

All metal analytes must exhibit a percent recovery within the established acceptance limits of 75% to 125%. The MS/MSD recovery control limits do not apply for MS performed on sample locations where the analyte's concentration detected in the parent sample exceeds the MS concentration by a factor of four or greater. In instance where this is true, the data will not be qualified even if the percent recovery does not meet the control limits and the laboratory flag will be removed.

Note: The MS/MSD recovery control limits do not apply for MS/MSD performed on sample locations where the compound concentration detected in the parent sample exceeds the MS/MSD concentration by a factor of four or greater.

The MS/MSD analysis was on sample MCI-SB-11-34-35 exhibited recoveries and RPDs within the control limit with exception noted below.

Sample ID	Analyte	MS Recovery	MSD Recovery
MCI-SB-11-34-35	Iron	223%	403%
	Lithium	141%	153%
	Magnesium	AC	176%
	Potassium	AC	149%
	Strontium	AC	137%
	Titanium	AC	149%

Note:
AC- Acceptable

The criteria used to evaluate MS/MSD recoveries are presented in the following table. In the case of an MS/MSD deviation, the sample results are qualified. The qualifications are applied to all sample results associated with this SDG.

Control limit	Sample Result	Qualification
MS/MSD percent recovery 30% to 74%	Non-detect	UJ
	Detect	J
MS/MSD percent recovery <30%	Non-detect	R
	Detect	J
MS/MSD percent recovery >125%	Non-detect	No Action
	Detect	J

Sample locations associated with MS/MSD recoveries exhibiting an RPD greater than the control limit are presented in the following table.

Sample Locations	Compound
MCI-SB-11-34-35	Iron Magnesium Potassium Strontium Titanium

The criteria used to evaluate the RPD between the MS/MSD recoveries are presented in the following table. In the case of an RPD deviation, the sample results are qualified as documented in the table below.

Control Limit	Sample Result	Qualification
> UL	Non-detect	UJ
	Detect	J

3.2 Laboratory Duplicate Analysis

The laboratory duplicates relative percent difference (RPD) criterion is applied when parent and duplicate sample concentrations are greater than or equal to 5 times the RL. A control limit of 20% for water matrices is applied when the criteria above is true. In the instance when the parent and/or duplicate sample concentrations are less than or equal to 5 times the RL, a control limit of one time the RL is applied for water matrices.

A site-specific laboratory duplicate was not included in the data package.

4. Field Duplicate Analysis

Field duplicate analysis is used to assess the overall precision of the field sampling procedures and analytical methods. A control limit of 50% for soil matrices is applied to the RPD between the parent sample and the field duplicate. In the instance when the parent and/or duplicate sample concentrations are less than or equal to 5 times the RL, a control limit of three times the RL is applied for soil matrices.

A field duplicate was not included in the data package.

5. Laboratory Control Sample (LCS) Analysis

The LCS analysis is used to assess the accuracy of the analytical method independent of matrix interferences. The analytes associated with the LCS analysis must exhibit a percent recovery between the control limits of 80% and 120%.

All analytes associated with the LCS analysis exhibited recoveries within the control limits.

6. System Performance and Overall Assessment

The continuing calibration verification (CCV) associated with batch 705-111018 recovered above the upper control limit for Copper and Strontium. All detections of these analytes in the associated field samples were qualified as estimated.

Overall system performance was acceptable. Other than those deviations specifically mentioned in this review, the overall data quality is within the guidelines specified in the method.

Data Validation Checklist for Metals

Metals: SW-846 6010D	Reported		Performance Acceptable		Not Required
	No	Yes	No	Yes	
Inductively Coupled Plasma-Atomic Emission Spectrometry (ICP-AES)					
Stage 2A Validation					
Holding Times		X		X	
Reporting limits (units)		X		X	
Blanks					
A. Method Blanks		X		X	
B. Equipment blanks/Field blanks	X				X
Laboratory Control Sample (LCS) %R		X		X	
Laboratory Control Sample Duplicate (LCSD) %R	X				X
LCS/LCSD Precision (RPD)	X				X
Matrix Spike (MS) %R		X	X		
Matrix Spike Duplicate (MSD) %R		X	X		
MS/MSD Precision (RPD)		X	X		
Field Duplicate (RPD)	X				X
Laboratory Duplicate (RPD)	X				X
Total vs Dissolved	X				X
Reporting Limit Verification		X		X	

Notes:
%R = Percent recovery
RPD = Relative percent difference

VALIDATION PERFORMED BY: Rachelle Borne

SIGNATURE: Rachelle Borne

DATE: May 27, 2026

PEER REVIEW: Jennifer Singer

DATE: May 28, 2026

Chain of Custody Corrected Sample Analysis Data Sheets

Eurofins Atlanta
3080 Presidential Dr
Atlanta, GA 30340
Phone (770) 457-8177

Chain of Custody Record

eurofins
Environment Testing

Client Information	Sampler: Perry Studebaker	Lab PM: Fuller, David	Carrier Tracking No(s):	COC No: 705-20941-9977 2
Client Contact: Adam Dettmer	Phone: 770-547-8501	E-Mail: David.Fuller@et.eurofinsus.com	State of Origin: GA	Page: Page 2 of 2
Company: Arcadis US Inc.	PWSID:			Job #:
Address: 1100 Superior Ave Suite 1250	Due Date Requested:			
City: Cleveland	TAT Requested (days): Standard			
State, Zip: OH, 44114	Compliance Project: Δ Yes Δ No			
Phone:	PO #: Purchase Order Requested			
Email: Adam.Dettmer@arcadis.com	WO #:			
Project Name: Plant McIntosh	Project #: 70505860			
Site:	SSOW#:			

Analysis Requested

Preservation Codes:
N - None

705-55566 COC

Other:

Sample Identification	Sample Date	Sample Time	Sample Type (C=Comp, G=grab)	Matrix (W=water, S=solid, O=waste/oil, BT=Tissue, A=Air, DW=Drinking Water)	Field Filtered Sample (Yes or No)	Perform MS/MSD (Yes or No)	Moisture - Percent Moisture	6010D - 29 ICP Metals	Total Number of containers	Special Instructions/Note:
			Preservation Code:				N	N		
MCI-SB11-34-35	1/20/26	1340	G	S	N	Y	X	X	6	MS/MSD
MCI-SB12-16-17	1/20/26	1750	G	S	N	N	X	X	2	
MCI-SB12-19-20	1/20/26	1800	G	S	N	N	X	X	2	

705-55566 Chain of Custody

Possible Hazard Identification
☐ Non-Hazard ☐ Flammable ☐ Skin Irritant ☐ Poison B ☐ Unknown ☐ Radiological

Sample Disposal (A fee may be assessed if samples are retained longer than 1 month)
☐ Return To Client ☐ Disposal By Lab ☐ Archive For _____ Months

Deliverable Requested: I, II, III, IV, Other (specify)

Special Instructions/QC Requirements:

Empty Kit Relinquished by:	Date:	Time:	Method of Shipment:

Relinquished by	Date/Time	Company	Received by	Date/Time	Company
Perry Studebaker	1/22/26 1655	Arcadis	[signature]	1/22/26 1655	

Custody Seals Intact: Δ Yes Δ No
Custody Seal No.:
Cooler Temperature(s) °C and Other Remarks: 5.1/5.1

Ver: 05/06/2024

Client Sample Results

Client: Arcadis US Inc.
Project/Site: Plant McIntosh

Job ID: 705-55566-1

Client Sample ID: MCI-SB-11-34-35

Lab Sample ID: 705-55566-1

Date Collected: 01/20/26 13:40
Matrix: Solid
Date Received: 01/22/26 16:55
Percent Solids: 81.4

Method: SW846 6010D - Metals (ICP)

Analyte	Result	Qualifier	RL	MDL	Unit	D	Prepared	Analyzed	Dil Fac
Aluminum	2000	F2	41	3.3	mg/Kg	☼	01/28/26 10:28	01/29/26 21:24	1
Antimony	0.50	J	2.0	0.32	mg/Kg	☼	01/28/26 10:28	01/29/26 21:24	1
Arsenic	<0.38		2.0	0.38	mg/Kg	☼	01/28/26 10:28	01/29/26 21:24	1
Barium	16		4.1	0.31	mg/Kg	☼	01/28/26 10:28	01/29/26 21:24	1
Beryllium	0.42	J	2.0	0.091	mg/Kg	☼	01/28/26 10:28	01/29/26 21:24	1
Boron	2.2	J	20	1.5	mg/Kg	☼	01/28/26 10:28	01/29/26 21:24	1
Cadmium	0.15	J	2.0	0.090	mg/Kg	☼	01/28/26 10:28	01/29/26 21:24	1
Calcium	6100	F2	41	24	mg/Kg	☼	01/28/26 10:28	01/29/26 21:24	1
Chromium	7.7		2.0	0.28	mg/Kg	☼	01/28/26 10:28	01/29/26 21:24	1
Cobalt	0.34	J	2.0	0.11	mg/Kg	☼	01/28/26 10:28	01/29/26 21:24	1
Copper	0.91	J ^+	2.0	0.25	mg/Kg	☼	01/28/26 10:28	01/29/26 21:24	1
Iron	1500	F1 F2 J	41	6.2	mg/Kg	☼	01/28/26 10:28	01/29/26 21:24	1
Lead	2.2	J	4.1	0.33	mg/Kg	☼	01/28/26 10:28	01/29/26 21:24	1
Lithium	1.9	J F1 J	4.1	0.085	mg/Kg	☼	01/28/26 10:28	02/01/26 13:53	1
Magnesium	400	F1 F2 J	41	1.8	mg/Kg	☼	01/28/26 10:28	01/29/26 21:24	1
Manganese	14		4.1	0.087	mg/Kg	☼	01/28/26 10:28	01/29/26 21:24	1
Molybdenum	0.53	J	4.1	0.26	mg/Kg	☼	01/28/26 10:28	01/29/26 21:24	1
Nickel	1.3	J	4.1	0.78	mg/Kg	☼	01/28/26 10:28	01/29/26 21:24	1
Phosphorus	2300	F2	20	2.0	mg/Kg	☼	01/28/26 10:28	01/29/26 21:24	1
Potassium	250	F1 F2 J	81	25	mg/Kg	☼	01/28/26 10:28	01/29/26 21:24	1
Selenium	<0.57		2.8	0.57	mg/Kg	☼	01/28/26 10:28	01/29/26 21:24	1
Silver	<0.073		2.0	0.073	mg/Kg	☼	01/28/26 10:28	01/29/26 21:24	1
Sodium	130		81	23	mg/Kg	☼	01/28/26 10:28	01/29/26 21:24	1
Strontium	31	J	4.1	0.82	mg/Kg	☼	01/28/26 10:28	02/03/26 10:02	1
Thallium	<0.53		0.81	0.53	mg/Kg	☼	01/28/26 10:28	01/29/26 21:24	1
Tin	<1.3		4.1	1.3	mg/Kg	☼	01/28/26 10:28	01/29/26 21:24	1
Titanium	32	F1 F2 J	4.1	0.11	mg/Kg	☼	01/28/26 10:28	01/29/26 21:24	1
Vanadium	4.6		4.1	0.083	mg/Kg	☼	01/28/26 10:28	01/29/26 21:24	1
Zinc	3.7	J	4.1	1.5	mg/Kg	☼	01/28/26 10:28	01/29/26 21:24	1

Client Sample ID: MCI-SB12-16-17

Lab Sample ID: 705-55566-2

Date Collected: 01/20/26 17:50
Matrix: Solid
Date Received: 01/22/26 16:55
Percent Solids: 75.6

Method: SW846 6010D - Metals (ICP)

Analyte	Result	Qualifier	RL	MDL	Unit	D	Prepared	Analyzed	Dil Fac
Aluminum	19000		2200	180	mg/Kg	☼	01/28/26 10:28	02/03/26 10:16	50
Antimony	0.82	J	2.2	0.35	mg/Kg	☼	01/28/26 10:28	01/29/26 21:39	1
Arsenic	2.1	J	2.2	0.41	mg/Kg	☼	01/28/26 10:28	01/29/26 21:39	1
Barium	53		4.4	0.34	mg/Kg	☼	01/28/26 10:28	01/29/26 21:39	1
Beryllium	0.66	J	2.2	0.098	mg/Kg	☼	01/28/26 10:28	01/29/26 21:39	1
Boron	11	J	22	1.6	mg/Kg	☼	01/28/26 10:28	01/29/26 21:39	1
Cadmium	<0.097		2.2	0.097	mg/Kg	☼	01/28/26 10:28	01/29/26 21:39	1
Calcium	2000		220	130	mg/Kg	☼	01/28/26 10:28	02/03/26 12:34	5
Chromium	22		2.2	0.30	mg/Kg	☼	01/28/26 10:28	01/29/26 21:39	1
Cobalt	4.8		2.2	0.12	mg/Kg	☼	01/28/26 10:28	01/29/26 21:39	1
Copper	7.9		2.2	0.27	mg/Kg	☼	01/28/26 10:28	02/03/26 10:05	1
Iron	30000	J	2200	330	mg/Kg	☼	01/28/26 10:28	02/03/26 10:16	50
Lead	10		4.4	0.36	mg/Kg	☼	01/28/26 10:28	01/29/26 21:39	1
Lithium	7.2	J	4.4	0.092	mg/Kg	☼	01/28/26 10:28	02/01/26 14:06	1

Client Sample Results

Client: Arcadis US Inc.
Project/Site: Plant McIntosh

Job ID: 705-55566-1

Client Sample ID: MCI-SB12-16-17

Lab Sample ID: 705-55566-2

Date Collected: 01/20/26 17:50
Matrix: Solid
Date Received: 01/22/26 16:55
Percent Solids: 75.6

Method: SW846 6010D - Metals (ICP) (Continued)

Analyte	Result	Qualifier	RL	MDL	Unit	D	Prepared	Analyzed	Dil Fac
Magnesium	1800	J	44	1.9	mg/Kg	☼	01/28/26 10:28	01/29/26 21:39	1
Manganese	66		4.4	0.093	mg/Kg	☼	01/28/26 10:28	01/29/26 21:39	1
Molybdenum	2.4	J	4.4	0.28	mg/Kg	☼	01/28/26 10:28	01/29/26 21:39	1
Nickel	8.4		4.4	0.84	mg/Kg	☼	01/28/26 10:28	01/29/26 21:39	1
Phosphorus	65		22	2.1	mg/Kg	☼	01/28/26 10:28	01/29/26 21:39	1
Potassium	1800	J	87	27	mg/Kg	☼	01/28/26 10:28	01/29/26 21:39	1
Selenium	<0.61		3.1	0.61	mg/Kg	☼	01/28/26 10:28	01/29/26 21:39	1
Silver	<0.079		2.2	0.079	mg/Kg	☼	01/28/26 10:28	01/29/26 21:39	1
Sodium	160		87	24	mg/Kg	☼	01/28/26 10:28	01/29/26 21:39	1
Strontium	6.6	J	4.4	0.88	mg/Kg	☼	01/28/26 10:28	02/03/26 10:05	1
Thallium	<0.57		0.87	0.57	mg/Kg	☼	01/28/26 10:28	01/29/26 21:39	1
Tin	1.4	J	4.4	1.4	mg/Kg	☼	01/28/26 10:28	01/29/26 21:39	1
Titanium	160	J	4.4	0.12	mg/Kg	☼	01/28/26 10:28	01/29/26 21:39	1
Vanadium	46		4.4	0.089	mg/Kg	☼	01/28/26 10:28	01/29/26 21:39	1
Zinc	36		4.4	1.6	mg/Kg	☼	01/28/26 10:28	01/29/26 21:39	1

Client Sample ID: MCI-SB12-19-20

Lab Sample ID: 705-55566-3

Date Collected: 01/20/26 18:00
Matrix: Solid
Date Received: 01/22/26 16:55
Percent Solids: 93.8

Method: SW846 6010D - Metals (ICP)

Analyte	Result	Qualifier	RL	MDL	Unit	D	Prepared	Analyzed	Dil Fac
Aluminum	3500		1500	120	mg/Kg	☼	01/28/26 11:15	02/03/26 10:19	50
Antimony	0.26	J	1.5	0.24	mg/Kg	☼	01/28/26 11:15	01/29/26 22:36	1
Arsenic	0.79	J	1.5	0.28	mg/Kg	☼	01/28/26 11:15	01/29/26 22:36	1
Barium	19		3.0	0.23	mg/Kg	☼	01/28/26 11:15	01/29/26 22:36	1
Beryllium	0.22	J	1.5	0.067	mg/Kg	☼	01/28/26 11:15	01/29/26 22:36	1
Boron	3.5	J	15	1.1	mg/Kg	☼	01/28/26 11:15	01/29/26 22:36	1
Cadmium	<0.066		1.5	0.066	mg/Kg	☼	01/28/26 11:15	01/29/26 22:36	1
Calcium	170		30	18	mg/Kg	☼	01/28/26 11:15	01/29/26 22:36	1
Chromium	4.4		1.5	0.20	mg/Kg	☼	01/28/26 11:15	01/29/26 22:36	1
Cobalt	1.4	J	1.5	0.084	mg/Kg	☼	01/28/26 11:15	01/29/26 22:36	1
Copper	3.1		1.5	0.19	mg/Kg	☼	01/28/26 11:15	02/03/26 10:08	1
Iron	7000	J	1500	230	mg/Kg	☼	01/28/26 11:15	02/03/26 10:19	50
Lead	3.7		3.0	0.24	mg/Kg	☼	01/28/26 11:15	01/29/26 22:36	1
Lithium	1.1	J	3.0	0.063	mg/Kg	☼	01/28/26 11:15	02/01/26 14:08	1
Magnesium	300	J	30	1.3	mg/Kg	☼	01/28/26 11:15	01/29/26 22:36	1
Manganese	15		3.0	0.064	mg/Kg	☼	01/28/26 11:15	01/29/26 22:36	1
Molybdenum	0.57	J	3.0	0.19	mg/Kg	☼	01/28/26 11:15	01/29/26 22:36	1
Nickel	2.5	J	3.0	0.57	mg/Kg	☼	01/28/26 11:15	01/29/26 22:36	1
Phosphorus	64		15	1.5	mg/Kg	☼	01/28/26 11:15	01/29/26 22:36	1
Potassium	350	J	60	18	mg/Kg	☼	01/28/26 11:15	01/29/26 22:36	1
Selenium	<0.42		2.1	0.42	mg/Kg	☼	01/28/26 11:15	01/29/26 22:36	1
Silver	<0.054		1.5	0.054	mg/Kg	☼	01/28/26 11:15	01/29/26 22:36	1
Sodium	64		60	17	mg/Kg	☼	01/28/26 11:15	01/29/26 22:36	1
Strontium	5.1	J	3.0	0.60	mg/Kg	☼	01/28/26 11:15	02/03/26 10:08	1
Thallium	<0.39		0.60	0.39	mg/Kg	☼	01/28/26 11:15	01/29/26 22:36	1
Tin	<0.97		3.0	0.97	mg/Kg	☼	01/28/26 11:15	01/29/26 22:36	1
Titanium	39	J	3.0	0.081	mg/Kg	☼	01/28/26 11:15	01/29/26 22:36	1
Vanadium	9.2		3.0	0.061	mg/Kg	☼	01/28/26 11:15	01/29/26 22:36	1

Client Sample Results

Client: Arcadis US Inc.
Project/Site: Plant McIntosh

Job ID: 705-55566-1

Client Sample ID: MCI-SB12-19-20

Lab Sample ID: 705-55566-3

Date Collected: 01/20/26 18:00
Matrix: Solid
Date Received: 01/22/26 16:55
Percent Solids: 93.8

Method: SW846 6010D - Metals (ICP) (Continued)

Analyte	Result	Qualifier	RL	MDL	Unit	D	Prepared	Analyzed	Dil Fac
Zinc	8.1		3.0	1.1	mg/Kg	☼	01/28/26 11:15	01/29/26 22:36	1

GEORGIA POWER – PLANT MCINTOSH

Data Review

RINCON, GORGIA

Metals and Miscellaneous Analysis

SDG #: 705-55567-1

Analyses Performed By:
Eurofins Atlanta
Atlanta, GA

Report #: 64450R
Review Level: Stage 2A
Project: 30250944.5

Summary

This data quality assessment summarizes the review of Sample Delivery Groups (SDG) #705-55567-1 for samples collected in association with the Georgia Power Plant McIntosh Site in Rincon, GA. The review was conducted as a Stage 2A evaluation and included review of data package completeness. Only analytical data as reported by the laboratory were reviewed for this validation. Field documentation was not included in this review. Included with this assessment are the validation annotated sample result sheets, and chain of custody. Analyses were performed on the following samples.

Sample ID	Lab ID	Matrix	Sample Collection Date	Parent Sample	Analysis	
					MET	MISC
MCI-VAP11-PACK-34-37	705-55567-1	Water	01/20/26		X	X
MCI-VAP12-PACK-42-45	705-55567-2	Water	01/21/26		X	X

Notes:
MET – Metals
MISC – Alkalinity, Anions and TDS

Analytical Data Package Documentation

The table below is the evaluation of the data package completeness.

Items Reviewed	Reported		Performance Acceptable		Not Required
	No	Yes	No	Yes	
1. Sample receipt condition		X		X	
2. Requested analysis and sample results		X		X	
3. Master tracking list		X		X	
4. Methods of analysis		X		X	
5. Reporting limits		X		X	
6. Sample collection date		X		X	
7. Laboratory sample received date		X		X	
8. Sample preservation verification (as applicable)		X		X	
9. Sample preparation/extraction/analysis dates		X		X	
10. Fully executed Chain-of-Custody (COC) form		X		X	
11. Narrative summary of quality assurance (QA) or sample problems provided		X		X	
12. Data Package Completeness and Compliance		X		X	

Note:
QA - quality assurance

Inorganic Analysis Introduction

Analyses were performed according to United States Environmental Protection Agency (USEPA) Methods SW-846 6010D, USEPA 300.0 and Standard Methods 2540C and 2320B. Data were reviewed in accordance with USEPA National Functional Guidelines for Organic Superfund Methods Data Review, EPA-540-R-20-005 November 2020 (with reference to the historical USEPA Contract Laboratory Program National Functional Guidelines for Organic Data Review, OSWER 9240.1-05A-P, October 2004, as appropriate).

The data review process is an evaluation of data on a technical basis rather than a determination of contract compliance. As such, the standards against which the data are being weighed may differ from those specified in the analytical method. It is assumed that the data package represents the best efforts of the laboratory and that it was already subjected to adequate and sufficient quality review prior to submission.

During the review process, laboratory qualified and unqualified data are verified against the supporting documentation. Based on this evaluation, qualifier codes may be added, deleted, or modified by the data reviewer. Results are qualified with the following codes in accordance with the USEPA National Functional Guidelines:

- Concentration (C) Qualifiers

  U The compound was analysed for but not detected. The associated value is the compound quantitation limit.

  B The compound has been found in the sample as well as its associated blank, its presence in the sample may be suspect.
- Quantitation (Q) Qualifiers

  E The compound was quantitated above the calibration range.

  D Concentration is based on a diluted sample analysis.
- Validation Qualifiers

  J The compound was positively identified; however, the associated numerical value is an estimated concentration only.

  UJ The compound was not detected above the reported sample quantitation limit. However, the reported limit is approximate and may or may not represent the actual limit of quantitation.

  JN The analysis indicates the presence of a compound for which there is presumptive evidence to make a tentative identification. The associated numerical value is an estimated concentration only.

  UB Compound is considered non-detect at the listed value due to associated blank contamination.

  N The analysis indicates the presence of a compound for which there is presumptive evidence to make a tentative identification.

  R The sample results are rejected.

Two facts should be noted by all data users. First, the "R" flag means that the associated value is unusable. In other words, due to significant quality control (QC) problems, the analysis is invalid and provides no information as to whether the compound is present or not. "R" values should not appear on data tables because they cannot be relied upon, even as a last resort. The second fact to keep in mind is

that no compound concentration, even if it has passed all QC tests, is guaranteed to be accurate. Strict QC serves to increase confidence in data, but any value potentially contains error.

Metals Analyses

1. Holding Times

The specified holding times for the following methods are presented in the following table.

Method	Matrix	Holding Time	Preservation
SW-846 6010D	Water	180 days from collection to analysis	Preserved to a pH of less than 2.

All samples were analyzed within the specified holding times.

2. Blank Contamination

Quality assurance (QA) blanks (i.e., method and rinse blanks) are prepared to identify any contamination which may have been introduced into the samples during sample preparation or field activity. Method blanks measure laboratory contamination. Rinse blanks measure contamination of samples during field operations.

A blank action level (BAL) of five times the concentration of a detected analyte in an associated blank is calculated for QA blanks containing concentrations greater than the method detection limit (MDL). The BAL is compared to the associated sample results to determine the appropriate qualification of the sample results, if needed.

Analytes were detected in the associated QA blanks; however, the associated sample results were greater than the BAL. Therefore, sample results greater than the BAL resulted in the removal of the laboratory qualifier (B). No other qualification of the sample results was required.

3. Matrix Spike/Matrix Spike Duplicate (MS/MSD) / Laboratory Duplicate Sample Analysis

MS/MSD and laboratory duplicate sample data are used to assess the precision and accuracy of the analytical method.

3.1 Matrix Spike/Matrix Spike Duplicate (MS/MSD) Analysis

All metal analytes must exhibit a percent recovery within the established acceptance limits of 75% to 125%. The MS/MSD recovery control limits do not apply for MS performed on sample locations where the analyte's concentration detected in the parent sample exceeds the MS concentration by a factor of four or greater. In instance where this is true, the data will not be qualified even if the percent recovery does not meet the control limits and the laboratory flag will be removed.

Note: The MS/MSD recovery control limits do not apply for MS/MSD performed on sample locations where the compound concentration detected in the parent sample exceeds the MS/MSD concentration by a factor of four or greater.

A site-specific MS/MSD was not included in the data package.

3.2 Laboratory Duplicate Analysis

The laboratory duplicates relative percent difference (RPD) criterion is applied when parent and duplicate sample concentrations are greater than or equal to 5 times the RL. A control limit of 20% for water matrices is applied when the criteria above is true. In the instance when the parent and/or duplicate sample concentrations are less than or equal to 5 times the RL, a control limit of one time the RL is applied for water matrices.

A laboratory duplicate analysis was not performed from this SDG.

4. Field Duplicate Analysis

Field duplicate analysis is used to assess the overall precision of the field sampling procedures and analytical methods. A control limit of 30% for water matrices is applied to the RPD between the parent sample and the field duplicate. In the instance when the parent and/or duplicate sample concentrations are less than or equal to 5 times the RL, a control limit of two times the RL is applied for water matrices.

A field duplicate was not included in the data package.

5. Laboratory Control Sample (LCS) Analysis

The LCS analysis is used to assess the accuracy of the analytical method independent of matrix interferences. The analytes associated with the LCS analysis must exhibit a percent recovery between the control limits of 80% and 120%.

All analytes associated with the LCS analysis exhibited recoveries within the control limits.

6. General Assessment – Total vs. Dissolved

When the dissolved concentration exceeded the associated total concentration, and both results were five times greater than the LOQ, then the %D between the total and dissolved concentrations must be less than 10%.

The calculated %D between the total and the dissolved sample results were within the control limit.

7. System Performance and Overall Assessment

Overall system performance was acceptable. Other than those deviations specifically mentioned in this review, the overall data quality is within the guidelines specified in the method.

Data Validation Checklist for Metals

Metals: SW-846 6010D	Reported		Performance Acceptable		Not Required
	No	Yes	No	Yes	
Inductively Coupled Plasma-Atomic Emission Spectrometry (ICP-AES)					
Stage 2A Validation					
Holding Times		X		X	
Reporting limits (units)		X		X	
Blanks					
A. Method Blanks		X	X		
B. Equipment blanks/Field blanks	X				X
Laboratory Control Sample (LCS) %R		X		X	
Laboratory Control Sample Duplicate (LCSD) %R	X				X
LCS/LCSD Precision (RPD)	X				X
Matrix Spike (MS) %R	X				X
Matrix Spike Duplicate (MSD) %R	X				X
MS/MSD Precision (RPD)	X				X
Field Duplicate (RPD)	X				X
Laboratory Duplicate (RPD)	X				X
Total vs Dissolved		X		X	
Reporting Limit Verification		X		X	

Notes:
%R = Percent recovery
RPD = Relative percent difference

General Chemistry Analyses

1. Holding Times

The specified holding times for the following methods are presented in the following table.

Method	Matrix	Holding Time	Preservation
Anions by Method 300.0	Water	28 days from collection to analysis	Cool to < 6 °C
Alkalinity by Method SM2320B	Water	14 days from collection to analysis	Cool to <6 °C
TDS by Method SM2540C	Water	7 days from collection to analysis	Cool to <6 °C

All samples were analyzed within the specified holding times.

2. Blank Contamination

Quality assurance (QA) blanks (i.e., method blanks, equipment blanks, and trip blanks) are prepared to identify any contamination which may have been introduced into the samples during sample preparation or field activity. Method blanks assess contamination introduced during sample preparation activities. Equipment blanks assess the adequacy of the decontamination process and assess contamination from sampling, sample preparation, and measurement processes.

A blank action level (BAL) of five times the concentration of a detected compound in an associated blank is calculated for QA blanks containing concentrations greater than the method detection limit (MDL). The BAL is compared to the associated sample results to determine the appropriate qualification of the sample results, if needed.

Analytes were not detected above the MDL in the associated blanks; therefore detected sample results were not associated with blank contamination.

3. Matrix Spike/Matrix Spike Duplicate (MS/MSD)/Laboratory Duplicate Analysis

MS/MSD and laboratory duplicate data are used to assess the precision and accuracy of the analytical method.

3.1 MS/MSD Analysis

All general chemistry analytes must exhibit a percent recovery within the established acceptance limits of 75% to 125%. The MS/MSD recovery control limits do not apply for MS/MSD performed on sample locations where the analyte's concentration detected in the parent sample exceeds the MS/MSD concentration by a factor of four or greater. In instance where this is true, the data will not be qualified even if the percent recovery does not meet the control limits and the laboratory flag will be removed.

A site-specific MS/MSD was not included in the data package.

3.2 Laboratory Duplicate Analysis

The laboratory duplicate relative percent difference (RPD) criterion is applied when parent and duplicate sample concentrations are greater than or equal to 5 times the RL. A control limit of 20% for water

matrices is applied when the criteria above is true. In the instance when the parent and/or duplicate sample concentrations are less than or equal to 5 times the RL, a control limit of one time the RL is applied for water matrices.

The laboratory duplicate analysis performed on sample MCI-VAP11-PACK-34-37 for the alkalinity analysis exhibited a RPD within the control limits.

4. Field Duplicate Analysis

Field duplicate analysis is used to assess the overall precision of the field sampling procedures and analytical method. A control limit of 30% for water matrices is applied to the RPD between the parent sample and the field duplicate. In the instance when the parent and/or duplicate sample concentrations are less than or equal to 5 times the RL, a control limit of two times the RL is applied for water matrices.

A field duplicate was not included in the data package.

5. Laboratory Control Sample (LCS) Analysis

The LCS analysis is used to assess the accuracy of the analytical method independent of matrix interferences. The analytes associated with the LCS analysis must exhibit a percent recovery between the control limits of 80% and 120%.

All analytes associated with the LCS analysis exhibited recoveries within the control limits.

6. System Performance and Overall Assessment

Overall system performance was acceptable. Other than for those deviations specifically mentioned in this review, the overall data quality is within the guidelines specified in the method.

Data Validation Checklist for General Chemistry

GENERAL CHEMISTRY:300.0, SM2540C and SM2320B	Reported		Performance Acceptable		Not Required
	No	Yes	No	Yes	
MISCELLANEOUS INSTRUMENTATION					
Stage 2A Validation					
Holding Times		X		X	
Reporting limits (units)		X		X	
Blanks					
A. Method Blanks		X		X	
B. Equipment/Field Blanks	X				X
Laboratory Control Sample (LCS) %R		X		X	
Laboratory Control Sample Duplicate (LCSD) %R	X				X
LCS/LCSD Precision (RPD)	X				X
Matrix Spike (MS) %R	X				X
Matrix Spike Duplicate (MSD) %R	X				X
MS/MSD Precision (RPD)	X				X
Field Duplicate (RPD)	X				X
Laboratory Duplicate (RPD)		X		X	

Notes:
%R = Percent recovery
RPD = Relative percent difference

VALIDATION PERFORMED BY: Rachelle Borne

SIGNATURE: Rachelle Borne

DATE: May 28, 2026

PEER REVIEW: Jennifer Singer

DATE: May 28, 2026

Chain of Custody Corrected Sample Analysis Data Sheets

Eurofins Atlanta
3080 Presidential Dr
Atlanta, GA 30340
Phone (770) 457-8177

Chain of Custody Record

eurofins | Environme

Client Information	Sampler: Perry Studebaker	Lab PM: Fuller, David	Carrier Tracking No(s):	COC No: 705-20942-9978 2
Client Contact: Adam Dettmer	Phone: 770-547-8501	E-Mail: David.Fuller@et.eurofinsus.com	State of Origin: GA	Page: Page 2 of 2
Company: Arcadis US Inc.	PWSID:			Job #:
Address: 1100 Superior Ave Suite 1250	Due Date Requested:			
City: Cleveland	TAT Requested (days): 7 days			
State, Zip: OH, 44114	Compliance Project: Δ Yes Δ No			
Phone:	PO #: Purchase Order Requested			
Email: Adam Dettmer@arcadis.com	WO #:			
Project Name: Plant McIntosh	Project #: 70505860			
Site:	SSOW#:			

Analysis Requested

Preservation Codes
N - None
D - HNO3

705-55567 COC

Other:

Sample Identification	Sample Date	Sample Time	Sample Type (C=comp, G=grab)	Matrix (W=water S=solid, O=waste/oil, BT=Tissue, A=Air DW=Drinking Water)	Field Filtered Sample (Yes or No)	Perform MS/MSD (Yes or No)	300_ORGFM_28D - 2320B- Chloride, Fluoride, Sulfate, Alk	6010D - App III Metals + Li, Mg, K, Na	6010D - Diss App III Metals + Li,Mg,K, Na (FF)	2540C_Calcd - Solids, Total Dissolved (TDS)	Total Number of containers	Special Instructions/Note:
			Preservation Code:		X	X	N	D	D	N	X	
MCI-VAP11-PACK-34-37	1/20/26	1205	G	W	Y	N	X	X	X	X	4	
MCI-VAP12-PACK-42-45	1/21/26	1415	G	W	Y	N	X	X	X	X	4	

705-55567 Chain of Custody

Possible Hazard Identification
☐ Non-Hazard ☐ Flammable ☐ Skin Irritant ☐ Poison B ☐ Unknown ☐ Radiological

Sample Disposal (A fee may be assessed if samples are retained longer than 1 month)
☐ Return To Client ☐ Disposal By Lab ☐ Archive For _____ Months

Deliverable Requested I, II III, IV, Other (specify)

Special Instructions/QC Requirements.

Empty Kit Relinquished by:	Date:	Time	Method of Shipment:

Relinquished by:	Date/Time:	Company	Received by:	Date/Time:	Company
Perry Studebaker	1/22/26 1655	Arcadis	[signature]	1/22/26 1655	
Relinquished by:	Date/Time:	Company	Received by:	Date/Time:	Company
Relinquished by:	Date/Time:	Company	Received by:	Date/Time:	Company

Custody Seals Intact: Δ Yes Δ No | Custody Seal No | Cooler Temperature(s) °C and Other Remarks: 5.1 / 5.1

Ver: 05/06/2024

Client Sample Results

Client: Arcadis US Inc.
Project/Site: Plant McIntosh

Job ID: 705-55567-1

Client Sample ID: MCI-VAP11-PACK-34-37

Lab Sample ID: 705-55567-1
Matrix: Water

Date Collected: 01/20/26 12:05
Date Received: 01/22/26 16:55

Method: EPA 300.0 - Anions, Ion Chromatography

Analyte	Result	Qualifier	RL	MDL	Unit	D	Prepared	Analyzed	Dil Fac
Chloride	12		1.0	0.98	mg/L			01/27/26 17:41	1
Fluoride	0.55		0.20	0.081	mg/L			01/27/26 17:41	1
Sulfate	150		10	7.7	mg/L			01/27/26 19:58	10

Method: SW846 6010D - Metals (ICP)

Analyte	Result	Qualifier	RL	MDL	Unit	D	Prepared	Analyzed	Dil Fac
Aluminum	28		0.20	0.063	mg/L		01/26/26 15:35	01/28/26 19:04	1
Boron	1.4		0.050	0.026	mg/L		01/26/26 15:35	01/28/26 19:04	1
Calcium	230		1.0	0.38	mg/L		01/26/26 15:35	02/03/26 09:29	10
Iron	30		0.10	0.035	mg/L		01/26/26 15:35	01/28/26 19:04	1
Lithium	0.065		0.020	0.0037	mg/L		01/26/26 15:35	01/30/26 09:52	1
Magnesium	16		0.10	0.036	mg/L		01/26/26 15:35	01/28/26 19:04	1
Manganese	1.6		0.015	0.0013	mg/L		01/26/26 15:35	01/28/26 19:04	1
Potassium	8.8	B	0.50	0.32	mg/L		01/26/26 15:35	01/28/26 19:04	1
Sodium	12	B	1.0	0.039	mg/L		01/26/26 15:35	01/28/26 19:04	1

Method: SW846 6010D - Metals (ICP) - Dissolved

Analyte	Result	Qualifier	RL	MDL	Unit	D	Prepared	Analyzed	Dil Fac
Aluminum, Dissolved	<0.063		0.20	0.063	mg/L			01/27/26 12:04	1
Boron, Dissolved	1.4		0.050	0.026	mg/L			01/27/26 12:04	1
Calcium, Dissolved	47		0.10	0.038	mg/L			01/27/26 12:04	1
Iron, Dissolved	3.5		0.10	0.035	mg/L			01/27/26 12:04	1
Lithium, Dissolved	0.037		0.020	0.0037	mg/L			01/27/26 08:17	1
Magnesium, Dissolved	7.5		0.10	0.036	mg/L			01/27/26 12:04	1
Manganese, Dissolved	0.82		0.015	0.0013	mg/L			01/27/26 12:04	1
Potassium, Dissolved	2.7		0.50	0.32	mg/L			01/27/26 12:04	1
Sodium, Dissolved	9.2	B	1.0	0.039	mg/L			01/27/26 12:04	1

General Chemistry

Analyte	Result	Qualifier	RL	MDL	Unit	D	Prepared	Analyzed	Dil Fac
Alkalinity (SM 2320B-2011)	41		3.0	3.0	mg/L			02/02/26 09:22	1
Total Dissolved Solids (SM 2540C - 2015)	340		31	31	mg/L			01/24/26 13:06	1

Client Sample ID: MCI-VAP12-PACK-42-45

Lab Sample ID: 705-55567-2
Matrix: Water

Date Collected: 01/21/26 14:15
Date Received: 01/22/26 16:55

Method: EPA 300.0 - Anions, Ion Chromatography

Analyte	Result	Qualifier	RL	MDL	Unit	D	Prepared	Analyzed	Dil Fac
Chloride	8.5		1.0	0.98	mg/L			01/27/26 21:17	1
Fluoride	0.41		0.20	0.081	mg/L			01/27/26 21:17	1
Sulfate	160		10	7.7	mg/L			01/28/26 01:16	10

Method: SW846 6010D - Metals (ICP)

Analyte	Result	Qualifier	RL	MDL	Unit	D	Prepared	Analyzed	Dil Fac
Aluminum	120		0.20	0.063	mg/L		01/26/26 15:35	01/28/26 19:01	1
Boron	1.6		0.050	0.026	mg/L		01/26/26 15:35	01/28/26 19:01	1
Calcium	400		1.0	0.38	mg/L		01/26/26 15:35	02/03/26 09:32	10
Iron	320		1.0	0.35	mg/L		01/26/26 15:35	02/03/26 09:32	10
Lithium	0.23		0.020	0.0037	mg/L		01/26/26 15:35	01/30/26 09:50	1

Client Sample Results

Client: Arcadis US Inc.
Project/Site: Plant McIntosh

Job ID: 705-55567-1

Client Sample ID: MCI-VAP12-PACK-42-45

Lab Sample ID: 705-55567-2

Date Collected: 01/21/26 14:15
Date Received: 01/22/26 16:55

Matrix: Water

Method: SW846 6010D - Metals (ICP) (Continued)

Analyte	Result	Qualifier	RL	MDL	Unit	D	Prepared	Analyzed	Dil Fac
Magnesium	43		0.10	0.036	mg/L		01/26/26 15:35	01/28/26 19:01	1
Manganese	2.7		0.015	0.0013	mg/L		01/26/26 15:35	01/28/26 19:01	1
Potassium	34	B	0.50	0.32	mg/L		01/26/26 15:35	01/28/26 19:01	1
Sodium	29	B	1.0	0.039	mg/L		01/26/26 15:35	01/28/26 19:01	1

Method: SW846 6010D - Metals (ICP) - Dissolved

Analyte	Result	Qualifier	RL	MDL	Unit	D	Prepared	Analyzed	Dil Fac
Aluminum, Dissolved	<0.063		0.20	0.063	mg/L			01/27/26 12:07	1
Boron, Dissolved	1.4		0.050	0.026	mg/L			01/27/26 12:07	1
Calcium, Dissolved	55		0.10	0.038	mg/L			01/27/26 12:07	1
Iron, Dissolved	<0.035		0.10	0.035	mg/L			01/27/26 12:07	1
Lithium, Dissolved	0.050		0.020	0.0037	mg/L			01/27/26 08:50	1
Magnesium, Dissolved	6.3		0.10	0.036	mg/L			01/27/26 12:07	1
Manganese, Dissolved	0.068		0.015	0.0013	mg/L			01/27/26 12:07	1
Potassium, Dissolved	6.6		0.50	0.32	mg/L			01/27/26 12:07	1
Sodium, Dissolved	19	B	1.0	0.039	mg/L			01/27/26 12:07	1

General Chemistry

Analyte	Result	Qualifier	RL	MDL	Unit	D	Prepared	Analyzed	Dil Fac
Alkalinity (SM 2320B-2011)	310		3.0	3.0	mg/L			02/02/26 08:28	1
Total Dissolved Solids (SM 2540C - 2015)	390		100	100	mg/L			01/28/26 16:45	1

eurofins | Environment Testing

ANALYTICAL REPORT

PREPARED FOR

Attn: Adam Dettmer
Arcadis US Inc.
1100 Superior Ave
Suite 1250
Cleveland, Ohio 44114

Generated 1/27/2026 9:13:33 AM

JOB DESCRIPTION

Plant McIntosh

JOB NUMBER

705-54492-1

Eurofins Atlanta
3080 Presidential Dr
Atlanta GA 30340

See page two for job notes and contact information.

my EOL

Eurofins Atlanta

Job Notes

The test results in this report relate only to the samples as received by the laboratory and will meet all requirements of the methodology, with any exceptions noted. This report shall not be reproduced except in full, without the express written approval of the laboratory. All questions should be directed to the Eurofins Environment Testing Southeast, LLC Project Manager.

Authorization

Generated
1/27/2026 9:13:33 AM

Authorized for release by
David Fuller, Project Manager
David.Fuller@et.eurofinsus.com
(770)344-8986

Table of Contents

Cover Page 1
Table of Contents 3
Sample Summary 4
Chain of Custody 5
Receipt Checklists 6
Definitions/Glossary 7
Case Narrative 8
Detection Summary 9
Client Sample Results 15
Method Summary 23
Lab Chronicle 24
QC Sample Results 30
QC Association Summary 33
Certification Summary 36

Sample Summary

Client: Arcadis US Inc.
Project/Site: Plant McIntosh

Job ID: 705-54492-1

Lab Sample ID	Client Sample ID	Matrix	Collected	Received	Sample Origin
705-54492-1	MCI-SB01-12-14	Solid	01/09/26 14:40	01/13/26 10:00	Georgia
705-54492-2	MCI-SB01-18-20	Solid	01/09/26 14:50	01/13/26 10:00	Georgia
705-54492-3	MCI-SB04-21-22	Solid	01/10/26 13:50	01/13/26 10:00	Georgia
705-54492-4	MCI-SB04-12-13	Solid	01/10/26 13:40	01/13/26 10:00	Georgia
705-54492-5	MCI-SB05-14-15	Solid	01/12/26 14:05	01/13/26 10:00	Georgia
705-54492-6	MCI-SB05-25-26	Solid	01/12/26 14:00	01/13/26 10:00	Georgia
705-54492-7	MCI-SB06-12-13	Solid	01/11/26 15:35	01/13/26 10:00	Georgia
705-54492-8	MCI-SB06-20-21	Solid	01/11/26 15:40	01/13/26 10:00	Georgia
705-54492-9	MCI-SB08-21-22	Solid	01/11/26 16:00	01/13/26 10:00	Georgia
705-54492-10	MCI-SB08-36-37	Solid	01/11/26 16:10	01/13/26 10:00	Georgia
705-54492-11	MCI-Dup01	Solid	01/10/26 00:00	01/13/26 10:00	Georgia

Eurofins Atlanta
3080 Presidential Dr
Atlanta GA 30340
Phone (770) 457-8177

Chain of Custody Record

eurofins | Environment Testing

Client Information	Sampler	Lab PM: Fuller, David	Carrier Tracking No(s):	COC No: 705-20941-9977 1
Client Contact: Adam Dettmer	Phone	E-Mail: David Fuller@et.eurofinsus.com	State of Origin:	Page: Page 1 of 2
Company: Arcadis US Inc.	PWSID			Job #:
Address: 1100 Superior Ave Suite 1250	Due Date Requested:			
City: Cleveland	TAT Requested (days): Standard			
State Zip: OH, 44114	Compliance Project: Δ Yes Δ No			
Phone:	PO #: Purchase Order Requested			
Email: Adam Dettmer@arcadis.com	WO #:			
Project Name: Plant McIntosh	Project #: 70505860			
Site	SSOW#:			

Analysis Requested

Preservation Codes
N - None

705-54492 COC

Other:

Sample Identification	Sample Date	Sample Time	Sample Type (C=Comp, G=grab)	Matrix (W=water S=solid, O=waste/oil, BT=Tissue, A=Air DW=Drinking Water)	Field Filtered Sample (Yes or No)	Perform MS/MSD (Yes or No)	Moisture - Percent Moisture	6010D - 29 ICP Metals	Total Number of containers	Special Instructions/Note:
			Preservation Code:				N	N		
MCI - SB01-12-14	1/9/26	1440	G	S	N	N	✓	✓		
MCI-SB01-18-20	1/9/26	1450	G	S	N	N	✓	✓		
MCI-SB04-21-22	1/10/26	1350	G	S	N	N	✓	✓		
MCI-SB04-12-13	1/10/26	1340	G	S	N	N	✓	✓		
MCI-SB05-14-15	1/12/26	1405	G	S	N	N	✓	✓		
MCI-SB05-25-26	1/12/26	1400	G	S	N	N	✓	✓		
MCI-SB06-12-13	1/11/26	1535	G	S	N	N	✓	✓		
MCI-SB06-20-21	1/11/26	1540	G	S	N	N	✓	✓		
MCI-SB08-21-22	1/11/26	1600	G	S	N	N	✓	✓		
MCI-SB08-36-37	1/11/26	1610	G	S	N	N	✓	✓		
MCI-Dup01	1/10/26	—	G	S	N	N	✓	✓		

Possible Hazard Identification
☑ Non-Hazard ☐ Flammable ☐ Skin Irritant ☐ Poison B ☐ Unknown ☐ Radiological

Sample Disposal (A fee may be assessed if samples are retained longer than 1 month)
☐ Return To Client ☑ Disposal By Lab ☐ Archive For _____ Months

Deliverable Requested I, II, III, IV, Other (specify)

Special Instructions/QC Requirements

Empty Kit Relinquished by:	Date	Time:	Method of Shipment:		
Relinquished by:	Date/Time: 1/12/26 1530	Company	Received by:	Date/Time: 1/13/26 10:00	Company
Relinquished by:	Date/Time:	Company	Received by:	Date/Time:	Company
Relinquished by:	Date/Time:	Company	Received by:	Date/Time:	Company

Custody Seals Intact: Δ Yes Δ No | Custody Seal No | Cooler Temperature(s) °C and Other Remarks: 1.0 #2665

Ver: 05/06/2024

Login Sample Receipt Checklist

Client: Arcadis US Inc.

Job Number: 705-54492-1

Login Number: 54492
List Number: 1
Creator: Jeremiah, Mortley

List Source: Eurofins Atlanta

Question	Answer	Comment
The cooler's custody seal, if present, is intact.	True	
The cooler does not appear to have been compromised or tampered with.	True	
Samples were received on ice.	True	
Cooler Temperature is acceptable.	True	
Cooler Temperature is recorded.	True	
COC present.	True	
COC is filled out in ink and legible.	True	
COC is filled out with all pertinent information.	True	
Sample custody seals, if present, are intact.	True	
Sample collection date/times are provided.	True	
The samples do not appear to have been compromised or tampered with.	True	
Containers are not broken or leaking.	True	
There are no discrepancies between the containers received and the COC.	False	Refer to Job Narrative for details.
Sample containers have legible labels.	True	
Appropriate sample containers were rec'd and sufficient volume for all analyses.	True	
Samples are received within Holding Time (excluding tests with immediate HTs).	True	
Containers requiring zero headspace have no headspace or bubble is <6mm (1/4").	True	
Is there sufficient air space in bottle for bacteriological analysis.	True	

Qualifiers

Metals

Qualifier	Qualifier Description
^+	Continuing Calibration Verification (CCV) is outside acceptance limits, high biased.
4	MS, MSD: The analyte present in the original sample is greater than 4 times the matrix spike concentration; therefore, control limits are not applicable.
B	Compound was found in the blank and sample.
E	Result exceeded calibration range.
F1	MS and/or MSD recovery exceeds control limits.
J	Result is less than the RL but greater than or equal to the MDL and the concentration is an approximate value.

Glossary

Abbreviation	These commonly used abbreviations may or may not be present in this report.
☼	Listed under the "D" column to designate that the result is reported on a dry weight basis
%R	Percent Recovery
CFL	Contains Free Liquid
CFU	Colony Forming Unit
CNF	Contains No Free Liquid
DER	Duplicate Error Ratio (normalized absolute difference)
Dil Fac	Dilution Factor
DL	Detection Limit (DoD/DOE)
DL, RA, RE, IN	Indicates a Dilution, Re-analysis, Re-extraction, or additional Initial metals/anion analysis of the sample
DLC	Decision Level Concentration (Radiochemistry)
EDL	Estimated Detection Limit (Dioxin)
LOD	Limit of Detection (DoD/DOE)
LOQ	Limit of Quantitation (DoD/DOE)
MCL	EPA recommended "Maximum Contaminant Level"
MDA	Minimum Detectable Activity (Radiochemistry)
MDC	Minimum Detectable Concentration (Radiochemistry)
MDL	Method Detection Limit
ML	Minimum Level (Dioxin)
MPN	Most Probable Number
MQL	Method Quantitation Limit
NC	Not Calculated
ND	Not Detected at the reporting limit (or MDL or EDL if shown)
NEG	Negative / Absent
POS	Positive / Present
PQL	Practical Quantitation Limit
PRES	Presumptive
QC	Quality Control
RER	Relative Error Ratio (Radiochemistry)
RL	Reporting Limit or Requested Limit (Radiochemistry)
RPD	Relative Percent Difference, a measure of the relative difference between two points
TEF	Toxicity Equivalent Factor (Dioxin)
TEQ	Toxicity Equivalent Quotient (Dioxin)
TNTC	Too Numerous To Count

Job Narrative
705-54492-1

The analytical test results presented in this report meet all requirements of the associated regulatory program listed on the Accreditation/Certification Summary Page, unless otherwise noted. Data qualifiers and/or narrative comments are included to explain any exceptions, if applicable. Regulated compliance samples (e.g. SDWA, NPDES) must comply with associated agency requirements/permits.

- Matrix-specific batch QC (e.g., MS, MSD, SD) may not be reported when insufficient sample volume is available or when site-specific QC samples are not submitted. In such cases, a Laboratory Control Sample Duplicate (LCSD) may be analyzed to provide precision data for the batch.
- For samples analyzed using surrogate and/or isotope dilution analytes, any recoveries falling outside of established acceptance criteria are re-prepared and/or re-analyzed to confirm results, unless the deviation is due to sample dilution or otherwise explained in the case narrative.

Receipt
The samples were received on 1/13/2026 10:00 AM. Unless otherwise noted below, the samples arrived in good condition, and, where required, properly preserved and on ice. The temperature of the cooler at receipt time was 1.0°C.

Receipt Exceptions
The container labels for the 5th to 10th samples list MCI-VAP instead of MCI-SB as the sample ID prefix. All other information matches.

Metals
Method 6010D: The method blank for preparation batch 705-107663 and analytical batches 705-107895 and 705-109956 contained Magnesium above the method detection limit. This target analyte concentration was less than the reporting limit (RL) in the method blank; therefore, re-extraction and/or re-analysis of samples was not performed.

Method 6010D: The continuing calibration verification (CCV) associated with batch 705-107895 recovered above the upper control limit for Antimony, Arsenic, Lead, Molybdenum and Selenium. The samples associated with this CCV were either found less than the reporting limit or only the analytes in the batch QC were affected; therefore, the data have been reported. The associated samples are:MCI-SB01-12-14 (705-54492-1), MCI-SB01-18-20 (705-54492-2), MCI-SB04-21-22 (705-54492-3), MCI-SB04-12-13 (705-54492-4), MCI-SB05-14-15 (705-54492-5), MCI-SB05-25-26 (705-54492-6), MCI-SB06-12-13 (705-54492-7), MCI-SB06-20-21 (705-54492-8), MCI-SB08-21-22 (705-54492-9), MCI-SB08-36-37 (705-54492-10), MCI-Dup01 (705-54492-11), (CCV 705-107895/21), (CCV 705-107895/24), (LCS 705-107663/2-A), (MB 705-107663/1-A), (705-54576-A-1-B MS), (705-54576-A-1-C MSD), (705-54576-A-1-B MSSD) and (705-54576-A-1-A PDS).

No additional analytical or quality issues were noted, other than those described above or in the Definitions/ Glossary page.

General Chemistry
No additional analytical or quality issues were noted, other than those described above or in the Definitions/ Glossary page.

Detection Summary

Client: Arcadis US Inc.
Project/Site: Plant McIntosh

Job ID: 705-54492-1

Client Sample ID: MCI-SB01-12-14 — Lab Sample ID: 705-54492-1

Analyte	Result	Qualifier	RL	MDL	Unit	Dil Fac	D	Method	Prep Type
Aluminum	7400		630	52	mg/Kg	50	☼	6010D	Total/NA
Arsenic	0.34	J	0.63	0.12	mg/Kg	1	☼	6010D	Total/NA
Barium	16		1.3	0.097	mg/Kg	1	☼	6010D	Total/NA
Beryllium	0.18	J	0.63	0.028	mg/Kg	1	☼	6010D	Total/NA
Boron	1.7	J	6.3	0.46	mg/Kg	1	☼	6010D	Total/NA
Cadmium	0.037	J	0.63	0.028	mg/Kg	1	☼	6010D	Total/NA
Calcium	1300		13	7.4	mg/Kg	1	☼	6010D	Total/NA
Chromium	17		0.63	0.086	mg/Kg	1	☼	6010D	Total/NA
Cobalt	1.1		0.63	0.035	mg/Kg	1	☼	6010D	Total/NA
Copper	3.3		0.63	0.079	mg/Kg	1	☼	6010D	Total/NA
Iron	23000		630	97	mg/Kg	50	☼	6010D	Total/NA
Lead	8.1		1.3	0.10	mg/Kg	1	☼	6010D	Total/NA
Lithium	2.8		1.3	0.027	mg/Kg	1	☼	6010D	Total/NA
Magnesium	480	B	13	0.56	mg/Kg	1	☼	6010D	Total/NA
Manganese	19		1.3	0.027	mg/Kg	1	☼	6010D	Total/NA
Molybdenum	0.24	J	1.3	0.081	mg/Kg	1	☼	6010D	Total/NA
Nickel	1.3		1.3	0.24	mg/Kg	1	☼	6010D	Total/NA
Phosphorus	39		6.3	0.62	mg/Kg	1	☼	6010D	Total/NA
Potassium	530		25	7.8	mg/Kg	1	☼	6010D	Total/NA
Silver	0.024	J	0.63	0.023	mg/Kg	1	☼	6010D	Total/NA
Sodium	67		25	7.0	mg/Kg	1	☼	6010D	Total/NA
Strontium	5.3		1.3	0.26	mg/Kg	1	☼	6010D	Total/NA
Thallium	0.17	J	0.25	0.16	mg/Kg	1	☼	6010D	Total/NA
Titanium	75		1.3	0.034	mg/Kg	1	☼	6010D	Total/NA
Vanadium	30		1.3	0.026	mg/Kg	1	☼	6010D	Total/NA
Zinc	6.6		1.3	0.47	mg/Kg	1	☼	6010D	Total/NA

Client Sample ID: MCI-SB01-18-20 — Lab Sample ID: 705-54492-2

Analyte	Result	Qualifier	RL	MDL	Unit	Dil Fac	D	Method	Prep Type
Aluminum	3200		630	51	mg/Kg	50	☼	6010D	Total/NA
Antimony	0.13	J ^+	0.63	0.10	mg/Kg	1	☼	6010D	Total/NA
Arsenic	1.9		0.63	0.12	mg/Kg	1	☼	6010D	Total/NA
Barium	88		1.3	0.097	mg/Kg	1	☼	6010D	Total/NA
Beryllium	2.9		0.63	0.028	mg/Kg	1	☼	6010D	Total/NA
Boron	1.5	J	6.3	0.46	mg/Kg	1	☼	6010D	Total/NA
Cadmium	0.17	J	0.63	0.028	mg/Kg	1	☼	6010D	Total/NA
Calcium	1100		13	7.4	mg/Kg	1	☼	6010D	Total/NA
Chromium	19		0.63	0.085	mg/Kg	1	☼	6010D	Total/NA
Cobalt	12		0.63	0.035	mg/Kg	1	☼	6010D	Total/NA
Copper	3.4		0.63	0.079	mg/Kg	1	☼	6010D	Total/NA
Iron	6100		630	96	mg/Kg	50	☼	6010D	Total/NA
Lead	2.4		1.3	0.10	mg/Kg	1	☼	6010D	Total/NA
Lithium	1.8		1.3	0.026	mg/Kg	1	☼	6010D	Total/NA
Magnesium	310	B	13	0.55	mg/Kg	1	☼	6010D	Total/NA
Manganese	98		1.3	0.027	mg/Kg	1	☼	6010D	Total/NA
Molybdenum	2.0		1.3	0.081	mg/Kg	1	☼	6010D	Total/NA
Nickel	9.2		1.3	0.24	mg/Kg	1	☼	6010D	Total/NA
Phosphorus	670		6.3	0.62	mg/Kg	1	☼	6010D	Total/NA
Potassium	210		25	7.7	mg/Kg	1	☼	6010D	Total/NA
Sodium	300		25	7.0	mg/Kg	1	☼	6010D	Total/NA

This Detection Summary does not include radiochemical test results.

Client Sample ID: MCI-SB01-18-20 (Continued) — Lab Sample ID: 705-54492-2

Analyte	Result	Qualifier	RL	MDL	Unit	Dil Fac	D	Method	Prep Type
Strontium	84		1.3	0.25	mg/Kg	1	☼	6010D	Total/NA
Titanium	26		1.3	0.034	mg/Kg	1	☼	6010D	Total/NA
Vanadium	4.2		1.3	0.026	mg/Kg	1	☼	6010D	Total/NA
Zinc	26		1.3	0.46	mg/Kg	1	☼	6010D	Total/NA

Client Sample ID: MCI-SB04-21-22 — Lab Sample ID: 705-54492-3

Analyte	Result	Qualifier	RL	MDL	Unit	Dil Fac	D	Method	Prep Type
Aluminum	4300		680	55	mg/Kg	50	☼	6010D	Total/NA
Arsenic	2.2		0.68	0.13	mg/Kg	1	☼	6010D	Total/NA
Barium	13		1.4	0.10	mg/Kg	1	☼	6010D	Total/NA
Beryllium	0.35	J	0.68	0.030	mg/Kg	1	☼	6010D	Total/NA
Boron	4.6	J	6.8	0.49	mg/Kg	1	☼	6010D	Total/NA
Cadmium	0.85		0.68	0.030	mg/Kg	1	☼	6010D	Total/NA
Calcium	14000		680	400	mg/Kg	50	☼	6010D	Total/NA
Chromium	33		0.68	0.092	mg/Kg	1	☼	6010D	Total/NA
Cobalt	1.2		0.68	0.038	mg/Kg	1	☼	6010D	Total/NA
Copper	3.1		0.68	0.085	mg/Kg	1	☼	6010D	Total/NA
Iron	7700		680	100	mg/Kg	50	☼	6010D	Total/NA
Lead	1.2	J ^+	1.4	0.11	mg/Kg	1	☼	6010D	Total/NA
Lithium	4.0		1.4	0.028	mg/Kg	1	☼	6010D	Total/NA
Magnesium	770	B	14	0.60	mg/Kg	1	☼	6010D	Total/NA
Manganese	210		68	1.4	mg/Kg	50	☼	6010D	Total/NA
Molybdenum	2.4		1.4	0.087	mg/Kg	1	☼	6010D	Total/NA
Nickel	4.6		1.4	0.26	mg/Kg	1	☼	6010D	Total/NA
Phosphorus	6200		340	33	mg/Kg	50	☼	6010D	Total/NA
Potassium	440		27	8.3	mg/Kg	1	☼	6010D	Total/NA
Sodium	160		27	7.5	mg/Kg	1	☼	6010D	Total/NA
Strontium	47		1.4	0.27	mg/Kg	1	☼	6010D	Total/NA
Titanium	57		1.4	0.037	mg/Kg	1	☼	6010D	Total/NA
Vanadium	15		1.4	0.028	mg/Kg	1	☼	6010D	Total/NA
Zinc	10		1.4	0.50	mg/Kg	1	☼	6010D	Total/NA

Client Sample ID: MCI-SB04-12-13 — Lab Sample ID: 705-54492-4

Analyte	Result	Qualifier	RL	MDL	Unit	Dil Fac	D	Method	Prep Type
Aluminum	9400		620	50	mg/Kg	50	☼	6010D	Total/NA
Arsenic	3.9		0.62	0.12	mg/Kg	1	☼	6010D	Total/NA
Barium	22		1.2	0.095	mg/Kg	1	☼	6010D	Total/NA
Beryllium	0.33	J	0.62	0.028	mg/Kg	1	☼	6010D	Total/NA
Boron	1.8	J	6.2	0.45	mg/Kg	1	☼	6010D	Total/NA
Cadmium	0.068	J	0.62	0.027	mg/Kg	1	☼	6010D	Total/NA
Calcium	1300		620	360	mg/Kg	50	☼	6010D	Total/NA
Chromium	15		0.62	0.084	mg/Kg	1	☼	6010D	Total/NA
Cobalt	3.7		0.62	0.035	mg/Kg	1	☼	6010D	Total/NA
Copper	6.0		0.62	0.077	mg/Kg	1	☼	6010D	Total/NA
Iron	25000		620	94	mg/Kg	50	☼	6010D	Total/NA
Lead	5.0		1.2	0.10	mg/Kg	1	☼	6010D	Total/NA
Lithium	7.0		1.2	0.026	mg/Kg	1	☼	6010D	Total/NA
Magnesium	1200	B	12	0.54	mg/Kg	1	☼	6010D	Total/NA
Manganese	65		1.2	0.026	mg/Kg	1	☼	6010D	Total/NA
Molybdenum	0.73	J	1.2	0.079	mg/Kg	1	☼	6010D	Total/NA

This Detection Summary does not include radiochemical test results.

Client Sample ID: MCI-SB04-12-13 (Continued) — Lab Sample ID: 705-54492-4

Analyte	Result	Qualifier	RL	MDL	Unit	Dil Fac	D	Method	Prep Type
Nickel	4.2		1.2	0.24	mg/Kg	1	☼	6010D	Total/NA
Phosphorus	120		6.2	0.61	mg/Kg	1	☼	6010D	Total/NA
Potassium	1100		25	7.6	mg/Kg	1	☼	6010D	Total/NA
Sodium	94		25	6.9	mg/Kg	1	☼	6010D	Total/NA
Strontium	5.4		1.2	0.25	mg/Kg	1	☼	6010D	Total/NA
Titanium	120		1.2	0.034	mg/Kg	1	☼	6010D	Total/NA
Vanadium	27		1.2	0.025	mg/Kg	1	☼	6010D	Total/NA
Zinc	18		1.2	0.45	mg/Kg	1	☼	6010D	Total/NA

Client Sample ID: MCI-SB05-14-15 — Lab Sample ID: 705-54492-5

Analyte	Result	Qualifier	RL	MDL	Unit	Dil Fac	D	Method	Prep Type
Aluminum	6300		560	46	mg/Kg	50	☼	6010D	Total/NA
Arsenic	0.22	J	0.56	0.11	mg/Kg	1	☼	6010D	Total/NA
Barium	30		1.1	0.087	mg/Kg	1	☼	6010D	Total/NA
Beryllium	0.43	J	0.56	0.025	mg/Kg	1	☼	6010D	Total/NA
Boron	2.0	J	5.6	0.41	mg/Kg	1	☼	6010D	Total/NA
Cadmium	0.038	J	0.56	0.025	mg/Kg	1	☼	6010D	Total/NA
Calcium	2300		560	330	mg/Kg	50	☼	6010D	Total/NA
Chromium	11		0.56	0.077	mg/Kg	1	☼	6010D	Total/NA
Cobalt	2.0		0.56	0.032	mg/Kg	1	☼	6010D	Total/NA
Copper	3.9		0.56	0.070	mg/Kg	1	☼	6010D	Total/NA
Iron	20000		560	86	mg/Kg	50	☼	6010D	Total/NA
Lead	4.4		1.1	0.093	mg/Kg	1	☼	6010D	Total/NA
Lithium	2.6		1.1	0.024	mg/Kg	1	☼	6010D	Total/NA
Magnesium	910	B	11	0.50	mg/Kg	1	☼	6010D	Total/NA
Manganese	17		1.1	0.024	mg/Kg	1	☼	6010D	Total/NA
Molybdenum	0.18	J	1.1	0.072	mg/Kg	1	☼	6010D	Total/NA
Nickel	2.6		1.1	0.22	mg/Kg	1	☼	6010D	Total/NA
Phosphorus	18		5.6	0.55	mg/Kg	1	☼	6010D	Total/NA
Potassium	490		23	6.9	mg/Kg	1	☼	6010D	Total/NA
Sodium	140		23	6.3	mg/Kg	1	☼	6010D	Total/NA
Strontium	14		1.1	0.23	mg/Kg	1	☼	6010D	Total/NA
Titanium	24		1.1	0.031	mg/Kg	1	☼	6010D	Total/NA
Vanadium	14		1.1	0.023	mg/Kg	1	☼	6010D	Total/NA
Zinc	13		1.1	0.42	mg/Kg	1	☼	6010D	Total/NA

Client Sample ID: MCI-SB05-25-26 — Lab Sample ID: 705-54492-6

Analyte	Result	Qualifier	RL	MDL	Unit	Dil Fac	D	Method	Prep Type
Aluminum	4100		700	57	mg/Kg	50	☼	6010D	Total/NA
Barium	43		1.4	0.11	mg/Kg	1	☼	6010D	Total/NA
Beryllium	5.2		0.70	0.031	mg/Kg	1	☼	6010D	Total/NA
Boron	3.9	J	7.0	0.51	mg/Kg	1	☼	6010D	Total/NA
Cadmium	0.40	J	0.70	0.031	mg/Kg	1	☼	6010D	Total/NA
Calcium	4900		700	410	mg/Kg	50	☼	6010D	Total/NA
Chromium	28		0.70	0.095	mg/Kg	1	☼	6010D	Total/NA
Cobalt	2.3		0.70	0.039	mg/Kg	1	☼	6010D	Total/NA
Copper	4.2		0.70	0.087	mg/Kg	1	☼	6010D	Total/NA
Iron	3000		700	110	mg/Kg	50	☼	6010D	Total/NA
Lead	1.9		1.4	0.11	mg/Kg	1	☼	6010D	Total/NA
Lithium	2.0		1.4	0.029	mg/Kg	1	☼	6010D	Total/NA

This Detection Summary does not include radiochemical test results.

Client Sample ID: MCI-SB05-25-26 (Continued) — Lab Sample ID: 705-54492-6

Analyte	Result	Qualifier	RL	MDL	Unit	Dil Fac	D	Method	Prep Type
Magnesium	580	B	14	0.62	mg/Kg	1	☼	6010D	Total/NA
Manganese	17		1.4	0.030	mg/Kg	1	☼	6010D	Total/NA
Molybdenum	0.16	J	1.4	0.090	mg/Kg	1	☼	6010D	Total/NA
Nickel	5.2		1.4	0.27	mg/Kg	1	☼	6010D	Total/NA
Phosphorus	2300		350	34	mg/Kg	50	☼	6010D	Total/NA
Potassium	350		28	8.6	mg/Kg	1	☼	6010D	Total/NA
Sodium	180		28	7.8	mg/Kg	1	☼	6010D	Total/NA
Strontium	27		1.4	0.28	mg/Kg	1	☼	6010D	Total/NA
Thallium	0.69	J	0.84	0.18	mg/Kg	1	☼	6010D	Total/NA
Titanium	26		1.4	0.038	mg/Kg	1	☼	6010D	Total/NA
Vanadium	6.5		1.4	0.029	mg/Kg	1	☼	6010D	Total/NA
Zinc	18		1.4	0.52	mg/Kg	1	☼	6010D	Total/NA

Client Sample ID: MCI-SB06-12-13 — Lab Sample ID: 705-54492-7

Analyte	Result	Qualifier	RL	MDL	Unit	Dil Fac	D	Method	Prep Type
Aluminum	4100		600	49	mg/Kg	50	☼	6010D	Total/NA
Antimony	0.097	J ^+	0.60	0.095	mg/Kg	1	☼	6010D	Total/NA
Arsenic	0.14	J ^+	0.60	0.11	mg/Kg	1	☼	6010D	Total/NA
Barium	90		1.2	0.092	mg/Kg	1	☼	6010D	Total/NA
Beryllium	0.41	J	0.60	0.027	mg/Kg	1	☼	6010D	Total/NA
Boron	1.5	J	6.0	0.44	mg/Kg	1	☼	6010D	Total/NA
Cadmium	0.036	J	0.60	0.027	mg/Kg	1	☼	6010D	Total/NA
Calcium	480		12	7.1	mg/Kg	1	☼	6010D	Total/NA
Chromium	11		0.60	0.081	mg/Kg	1	☼	6010D	Total/NA
Cobalt	7.6		0.60	0.034	mg/Kg	1	☼	6010D	Total/NA
Copper	2.7		0.60	0.075	mg/Kg	1	☼	6010D	Total/NA
Iron	2000		600	92	mg/Kg	50	☼	6010D	Total/NA
Lead	2.2		1.2	0.098	mg/Kg	1	☼	6010D	Total/NA
Lithium	1.2		1.2	0.025	mg/Kg	1	☼	6010D	Total/NA
Magnesium	310	B	12	0.53	mg/Kg	1	☼	6010D	Total/NA
Manganese	54		1.2	0.026	mg/Kg	1	☼	6010D	Total/NA
Molybdenum	0.23	J ^+	1.2	0.077	mg/Kg	1	☼	6010D	Total/NA
Nickel	3.5		1.2	0.23	mg/Kg	1	☼	6010D	Total/NA
Phosphorus	180		6.0	0.59	mg/Kg	1	☼	6010D	Total/NA
Potassium	230		24	7.4	mg/Kg	1	☼	6010D	Total/NA
Sodium	300		24	6.7	mg/Kg	1	☼	6010D	Total/NA
Strontium	26		1.2	0.24	mg/Kg	1	☼	6010D	Total/NA
Thallium	0.59	J	0.72	0.16	mg/Kg	1	☼	6010D	Total/NA
Titanium	29		1.2	0.033	mg/Kg	1	☼	6010D	Total/NA
Vanadium	4.3		1.2	0.024	mg/Kg	1	☼	6010D	Total/NA
Zinc	8.7		1.2	0.44	mg/Kg	1	☼	6010D	Total/NA

Client Sample ID: MCI-SB06-20-21 — Lab Sample ID: 705-54492-8

Analyte	Result	Qualifier	RL	MDL	Unit	Dil Fac	D	Method	Prep Type
Aluminum	4800		650	53	mg/Kg	50	☼	6010D	Total/NA
Barium	44		1.3	0.10	mg/Kg	1	☼	6010D	Total/NA
Beryllium	0.30	J	0.65	0.029	mg/Kg	1	☼	6010D	Total/NA
Boron	1.6	J	6.5	0.48	mg/Kg	1	☼	6010D	Total/NA
Cadmium	0.040	J	0.65	0.029	mg/Kg	1	☼	6010D	Total/NA
Calcium	530		13	7.7	mg/Kg	1	☼	6010D	Total/NA

This Detection Summary does not include radiochemical test results.

Client Sample ID: MCI-SB06-20-21 (Continued) — Lab Sample ID: 705-54492-8

Analyte	Result	Qualifier	RL	MDL	Unit	Dil Fac	D	Method	Prep Type
Chromium	11		0.65	0.089	mg/Kg	1	☼	6010D	Total/NA
Cobalt	7.9		0.65	0.037	mg/Kg	1	☼	6010D	Total/NA
Copper	2.8		0.65	0.082	mg/Kg	1	☼	6010D	Total/NA
Iron	2400		650	100	mg/Kg	50	☼	6010D	Total/NA
Lead	2.1		1.3	0.11	mg/Kg	1	☼	6010D	Total/NA
Lithium	1.2	J	1.3	0.027	mg/Kg	1	☼	6010D	Total/NA
Magnesium	340	B	13	0.58	mg/Kg	1	☼	6010D	Total/NA
Manganese	72		1.3	0.028	mg/Kg	1	☼	6010D	Total/NA
Molybdenum	0.21	J ^+	1.3	0.084	mg/Kg	1	☼	6010D	Total/NA
Nickel	3.8		1.3	0.25	mg/Kg	1	☼	6010D	Total/NA
Phosphorus	130		6.5	0.64	mg/Kg	1	☼	6010D	Total/NA
Potassium	240		26	8.0	mg/Kg	1	☼	6010D	Total/NA
Sodium	150		26	7.3	mg/Kg	1	☼	6010D	Total/NA
Strontium	14		1.3	0.26	mg/Kg	1	☼	6010D	Total/NA
Thallium	0.20	J	0.26	0.17	mg/Kg	1	☼	6010D	Total/NA
Titanium	37		1.3	0.036	mg/Kg	1	☼	6010D	Total/NA
Vanadium	5.0		1.3	0.027	mg/Kg	1	☼	6010D	Total/NA
Zinc	9.3		1.3	0.48	mg/Kg	1	☼	6010D	Total/NA

Client Sample ID: MCI-SB08-21-22 — Lab Sample ID: 705-54492-9

Analyte	Result	Qualifier	RL	MDL	Unit	Dil Fac	D	Method	Prep Type
Aluminum	8200		760	62	mg/Kg	50	☼	6010D	Total/NA
Arsenic	0.64	J ^+	0.76	0.14	mg/Kg	1	☼	6010D	Total/NA
Barium	50		1.5	0.12	mg/Kg	1	☼	6010D	Total/NA
Beryllium	1.2		0.76	0.034	mg/Kg	1	☼	6010D	Total/NA
Boron	2.8	J	7.6	0.56	mg/Kg	1	☼	6010D	Total/NA
Cadmium	0.087	J	0.76	0.034	mg/Kg	1	☼	6010D	Total/NA
Calcium	8500		760	450	mg/Kg	50	☼	6010D	Total/NA
Chromium	15		0.76	0.10	mg/Kg	1	☼	6010D	Total/NA
Cobalt	4.3		0.76	0.043	mg/Kg	1	☼	6010D	Total/NA
Copper	4.6		0.76	0.095	mg/Kg	1	☼	6010D	Total/NA
Iron	26000		760	120	mg/Kg	50	☼	6010D	Total/NA
Lead	9.1		1.5	0.13	mg/Kg	1	☼	6010D	Total/NA
Lithium	14		1.5	0.032	mg/Kg	1	☼	6010D	Total/NA
Magnesium	3700	B	760	34	mg/Kg	50	☼	6010D	Total/NA
Manganese	55		1.5	0.033	mg/Kg	1	☼	6010D	Total/NA
Molybdenum	0.19	J ^+	1.5	0.098	mg/Kg	1	☼	6010D	Total/NA
Nickel	9.2		1.5	0.29	mg/Kg	1	☼	6010D	Total/NA
Phosphorus	380		7.6	0.75	mg/Kg	1	☼	6010D	Total/NA
Potassium	1500		31	9.4	mg/Kg	1	☼	6010D	Total/NA
Sodium	210		31	8.5	mg/Kg	1	☼	6010D	Total/NA
Strontium	41		1.5	0.31	mg/Kg	1	☼	6010D	Total/NA
Titanium	42		1.5	0.042	mg/Kg	1	☼	6010D	Total/NA
Vanadium	10		1.5	0.031	mg/Kg	1	☼	6010D	Total/NA
Zinc	21		1.5	0.56	mg/Kg	1	☼	6010D	Total/NA

Client Sample ID: MCI-SB08-36-37 — Lab Sample ID: 705-54492-10

Analyte	Result	Qualifier	RL	MDL	Unit	Dil Fac	D	Method	Prep Type
Aluminum	7400		680	55	mg/Kg	50	☼	6010D	Total/NA
Arsenic	1.6		0.68	0.13	mg/Kg	1	☼	6010D	Total/NA

This Detection Summary does not include radiochemical test results.

Client Sample ID: MCI-SB08-36-37 (Continued) — Lab Sample ID: 705-54492-10

Analyte	Result	Qualifier	RL	MDL	Unit	Dil Fac	D	Method	Prep Type
Barium	18		1.4	0.10	mg/Kg	1	☼	6010D	Total/NA
Beryllium	0.50	J	0.68	0.030	mg/Kg	1	☼	6010D	Total/NA
Boron	0.90	J	6.8	0.49	mg/Kg	1	☼	6010D	Total/NA
Cadmium	0.60	J	0.68	0.030	mg/Kg	1	☼	6010D	Total/NA
Calcium	1700		14	8.0	mg/Kg	1	☼	6010D	Total/NA
Chromium	14		0.68	0.092	mg/Kg	1	☼	6010D	Total/NA
Cobalt	1.1		0.68	0.038	mg/Kg	1	☼	6010D	Total/NA
Copper	1.8		0.68	0.085	mg/Kg	1	☼	6010D	Total/NA
Iron	5400		680	100	mg/Kg	50	☼	6010D	Total/NA
Lead	2.4		1.4	0.11	mg/Kg	1	☼	6010D	Total/NA
Lithium	3.2		1.4	0.029	mg/Kg	1	☼	6010D	Total/NA
Magnesium	560	B	14	0.60	mg/Kg	1	☼	6010D	Total/NA
Manganese	73		1.4	0.029	mg/Kg	1	☼	6010D	Total/NA
Molybdenum	0.53	J ^+	1.4	0.087	mg/Kg	1	☼	6010D	Total/NA
Nickel	2.4		1.4	0.26	mg/Kg	1	☼	6010D	Total/NA
Phosphorus	960		6.8	0.67	mg/Kg	1	☼	6010D	Total/NA
Potassium	380		27	8.3	mg/Kg	1	☼	6010D	Total/NA
Sodium	76		27	7.6	mg/Kg	1	☼	6010D	Total/NA
Strontium	12		1.4	0.27	mg/Kg	1	☼	6010D	Total/NA
Titanium	61		1.4	0.037	mg/Kg	1	☼	6010D	Total/NA
Vanadium	7.6		1.4	0.028	mg/Kg	1	☼	6010D	Total/NA
Zinc	11		1.4	0.50	mg/Kg	1	☼	6010D	Total/NA

Client Sample ID: MCI-Dup01 — Lab Sample ID: 705-54492-11

Analyte	Result	Qualifier	RL	MDL	Unit	Dil Fac	D	Method	Prep Type
Aluminum	11000		640	52	mg/Kg	50	☼	6010D	Total/NA
Arsenic	2.4		0.64	0.12	mg/Kg	1	☼	6010D	Total/NA
Barium	24		1.3	0.099	mg/Kg	1	☼	6010D	Total/NA
Beryllium	0.24	J	0.64	0.029	mg/Kg	1	☼	6010D	Total/NA
Boron	1.6	J	6.4	0.47	mg/Kg	1	☼	6010D	Total/NA
Cadmium	0.076	J	0.64	0.029	mg/Kg	1	☼	6010D	Total/NA
Calcium	1300		13	7.6	mg/Kg	1	☼	6010D	Total/NA
Chromium	15		0.64	0.087	mg/Kg	1	☼	6010D	Total/NA
Cobalt	5.3		0.64	0.036	mg/Kg	1	☼	6010D	Total/NA
Copper	3.9		0.64	0.080	mg/Kg	1	☼	6010D	Total/NA
Iron	18000		640	98	mg/Kg	50	☼	6010D	Total/NA
Lead	4.7		1.3	0.11	mg/Kg	1	☼	6010D	Total/NA
Lithium	5.5		1.3	0.027	mg/Kg	1	☼	6010D	Total/NA
Magnesium	1500	B	640	28	mg/Kg	50	☼	6010D	Total/NA
Manganese	53		1.3	0.027	mg/Kg	1	☼	6010D	Total/NA
Molybdenum	0.51	J ^+	1.3	0.082	mg/Kg	1	☼	6010D	Total/NA
Nickel	5.2		1.3	0.25	mg/Kg	1	☼	6010D	Total/NA
Phosphorus	100		6.4	0.63	mg/Kg	1	☼	6010D	Total/NA
Potassium	880		26	7.9	mg/Kg	1	☼	6010D	Total/NA
Sodium	97		26	7.1	mg/Kg	1	☼	6010D	Total/NA
Strontium	5.7		1.3	0.26	mg/Kg	1	☼	6010D	Total/NA
Titanium	87		1.3	0.035	mg/Kg	1	☼	6010D	Total/NA
Vanadium	26		1.3	0.026	mg/Kg	1	☼	6010D	Total/NA
Zinc	20		1.3	0.47	mg/Kg	1	☼	6010D	Total/NA

This Detection Summary does not include radiochemical test results.

Client Sample Results

Client: Arcadis US Inc.
Project/Site: Plant McIntosh

Job ID: 705-54492-1

Client Sample ID: MCI-SB01-12-14

Lab Sample ID: 705-54492-1

Date Collected: 01/09/26 14:40
Matrix: Solid
Date Received: 01/13/26 10:00
Percent Solids: 79.1

Method: SW846 6010D - Metals (ICP)

Analyte	Result	Qualifier	RL	MDL	Unit	D	Prepared	Analyzed	Dil Fac
Aluminum	7400		630	52	mg/Kg	☼	01/14/26 11:05	01/23/26 19:53	50
Antimony	<0.10	^+	0.63	0.10	mg/Kg	☼	01/14/26 11:05	01/14/26 21:32	1
Arsenic	0.34	J	0.63	0.12	mg/Kg	☼	01/14/26 11:05	01/14/26 21:32	1
Barium	16		1.3	0.097	mg/Kg	☼	01/14/26 11:05	01/14/26 21:32	1
Beryllium	0.18	J	0.63	0.028	mg/Kg	☼	01/14/26 11:05	01/14/26 21:32	1
Boron	1.7	J	6.3	0.46	mg/Kg	☼	01/14/26 11:05	01/14/26 21:32	1
Cadmium	0.037	J	0.63	0.028	mg/Kg	☼	01/14/26 11:05	01/14/26 21:32	1
Calcium	1300		13	7.4	mg/Kg	☼	01/14/26 11:05	01/14/26 21:32	1
Chromium	17		0.63	0.086	mg/Kg	☼	01/14/26 11:05	01/14/26 21:32	1
Cobalt	1.1		0.63	0.035	mg/Kg	☼	01/14/26 11:05	01/14/26 21:32	1
Copper	3.3		0.63	0.079	mg/Kg	☼	01/14/26 11:05	01/14/26 21:32	1
Iron	23000		630	97	mg/Kg	☼	01/14/26 11:05	01/23/26 19:53	50
Lead	8.1		1.3	0.10	mg/Kg	☼	01/14/26 11:05	01/23/26 19:17	1
Lithium	2.8		1.3	0.027	mg/Kg	☼	01/14/26 11:05	01/21/26 19:52	1
Magnesium	480	B	13	0.56	mg/Kg	☼	01/14/26 11:05	01/14/26 21:32	1
Manganese	19		1.3	0.027	mg/Kg	☼	01/14/26 11:05	01/14/26 21:32	1
Molybdenum	0.24	J	1.3	0.081	mg/Kg	☼	01/14/26 11:05	01/14/26 21:32	1
Nickel	1.3		1.3	0.24	mg/Kg	☼	01/14/26 11:05	01/14/26 21:32	1
Phosphorus	39		6.3	0.62	mg/Kg	☼	01/14/26 11:05	01/14/26 21:32	1
Potassium	530		25	7.8	mg/Kg	☼	01/14/26 11:05	01/14/26 21:32	1
Selenium	<0.18	^+	0.88	0.18	mg/Kg	☼	01/14/26 11:05	01/14/26 21:32	1
Silver	0.024	J	0.63	0.023	mg/Kg	☼	01/14/26 11:05	01/14/26 21:32	1
Sodium	67		25	7.0	mg/Kg	☼	01/14/26 11:05	01/14/26 21:32	1
Strontium	5.3		1.3	0.26	mg/Kg	☼	01/14/26 11:05	01/25/26 13:16	1
Thallium	0.17	J	0.25	0.16	mg/Kg	☼	01/14/26 11:05	01/25/26 12:13	1
Tin	<0.41		1.3	0.41	mg/Kg	☼	01/14/26 11:05	01/14/26 21:32	1
Titanium	75		1.3	0.034	mg/Kg	☼	01/14/26 11:05	01/14/26 21:32	1
Vanadium	30		1.3	0.026	mg/Kg	☼	01/14/26 11:05	01/14/26 21:32	1
Zinc	6.6		1.3	0.47	mg/Kg	☼	01/14/26 11:05	01/14/26 21:32	1

Client Sample ID: MCI-SB01-18-20

Lab Sample ID: 705-54492-2

Date Collected: 01/09/26 14:50
Matrix: Solid
Date Received: 01/13/26 10:00
Percent Solids: 79.2

Method: SW846 6010D - Metals (ICP)

Analyte	Result	Qualifier	RL	MDL	Unit	D	Prepared	Analyzed	Dil Fac
Aluminum	3200		630	51	mg/Kg	☼	01/14/26 11:05	01/23/26 19:56	50
Antimony	0.13	J ^+	0.63	0.10	mg/Kg	☼	01/14/26 11:05	01/14/26 21:35	1
Arsenic	1.9		0.63	0.12	mg/Kg	☼	01/14/26 11:05	01/14/26 21:35	1
Barium	88		1.3	0.097	mg/Kg	☼	01/14/26 11:05	01/14/26 21:35	1
Beryllium	2.9		0.63	0.028	mg/Kg	☼	01/14/26 11:05	01/14/26 21:35	1
Boron	1.5	J	6.3	0.46	mg/Kg	☼	01/14/26 11:05	01/14/26 21:35	1
Cadmium	0.17	J	0.63	0.028	mg/Kg	☼	01/14/26 11:05	01/14/26 21:35	1
Calcium	1100		13	7.4	mg/Kg	☼	01/14/26 11:05	01/14/26 21:35	1
Chromium	19		0.63	0.085	mg/Kg	☼	01/14/26 11:05	01/14/26 21:35	1
Cobalt	12		0.63	0.035	mg/Kg	☼	01/14/26 11:05	01/14/26 21:35	1
Copper	3.4		0.63	0.079	mg/Kg	☼	01/14/26 11:05	01/14/26 21:35	1
Iron	6100		630	96	mg/Kg	☼	01/14/26 11:05	01/23/26 19:56	50
Lead	2.4		1.3	0.10	mg/Kg	☼	01/14/26 11:05	01/23/26 19:20	1
Lithium	1.8		1.3	0.026	mg/Kg	☼	01/14/26 11:05	01/21/26 19:54	1

Client: Arcadis US Inc.
Project/Site: Plant McIntosh

Job ID: 705-54492-1

Client Sample ID: MCI-SB01-18-20

Lab Sample ID: 705-54492-2

Date Collected: 01/09/26 14:50
Matrix: Solid
Date Received: 01/13/26 10:00
Percent Solids: 79.2

Method: SW846 6010D - Metals (ICP) (Continued)

Analyte	Result	Qualifier	RL	MDL	Unit	D	Prepared	Analyzed	Dil Fac
Magnesium	310	B	13	0.55	mg/Kg	☼	01/14/26 11:05	01/14/26 21:35	1
Manganese	98		1.3	0.027	mg/Kg	☼	01/14/26 11:05	01/14/26 21:35	1
Molybdenum	2.0		1.3	0.081	mg/Kg	☼	01/14/26 11:05	01/14/26 21:35	1
Nickel	9.2		1.3	0.24	mg/Kg	☼	01/14/26 11:05	01/14/26 21:35	1
Phosphorus	670		6.3	0.62	mg/Kg	☼	01/14/26 11:05	01/14/26 21:35	1
Potassium	210		25	7.7	mg/Kg	☼	01/14/26 11:05	01/14/26 21:35	1
Selenium	<0.18	^+	0.88	0.18	mg/Kg	☼	01/14/26 11:05	01/14/26 21:35	1
Silver	<0.023		0.63	0.023	mg/Kg	☼	01/14/26 11:05	01/14/26 21:35	1
Sodium	300		25	7.0	mg/Kg	☼	01/14/26 11:05	01/14/26 21:35	1
Strontium	84		1.3	0.25	mg/Kg	☼	01/14/26 11:05	01/25/26 13:19	1
Thallium	<0.16		0.50	0.16	mg/Kg	☼	01/14/26 11:05	01/14/26 21:35	1
Tin	<0.41		1.3	0.41	mg/Kg	☼	01/14/26 11:05	01/14/26 21:35	1
Titanium	26		1.3	0.034	mg/Kg	☼	01/14/26 11:05	01/14/26 21:35	1
Vanadium	4.2		1.3	0.026	mg/Kg	☼	01/14/26 11:05	01/14/26 21:35	1
Zinc	26		1.3	0.46	mg/Kg	☼	01/14/26 11:05	01/14/26 21:35	1

Client Sample ID: MCI-SB04-21-22

Lab Sample ID: 705-54492-3

Date Collected: 01/10/26 13:50
Matrix: Solid
Date Received: 01/13/26 10:00
Percent Solids: 73.6

Method: SW846 6010D - Metals (ICP)

Analyte	Result	Qualifier	RL	MDL	Unit	D	Prepared	Analyzed	Dil Fac
Aluminum	4300		680	55	mg/Kg	☼	01/14/26 11:05	01/23/26 19:58	50
Antimony	<0.11	^+	0.68	0.11	mg/Kg	☼	01/14/26 11:05	01/14/26 21:38	1
Arsenic	2.2		0.68	0.13	mg/Kg	☼	01/14/26 11:05	01/14/26 21:38	1
Barium	13		1.4	0.10	mg/Kg	☼	01/14/26 11:05	01/14/26 21:38	1
Beryllium	0.35	J	0.68	0.030	mg/Kg	☼	01/14/26 11:05	01/14/26 21:38	1
Boron	4.6	J	6.8	0.49	mg/Kg	☼	01/14/26 11:05	01/14/26 21:38	1
Cadmium	0.85		0.68	0.030	mg/Kg	☼	01/14/26 11:05	01/14/26 21:38	1
Calcium	14000		680	400	mg/Kg	☼	01/14/26 11:05	01/23/26 19:58	50
Chromium	33		0.68	0.092	mg/Kg	☼	01/14/26 11:05	01/14/26 21:38	1
Cobalt	1.2		0.68	0.038	mg/Kg	☼	01/14/26 11:05	01/14/26 21:38	1
Copper	3.1		0.68	0.085	mg/Kg	☼	01/14/26 11:05	01/14/26 21:38	1
Iron	7700		680	100	mg/Kg	☼	01/14/26 11:05	01/23/26 19:58	50
Lead	1.2	J ^+	1.4	0.11	mg/Kg	☼	01/14/26 11:05	01/14/26 21:38	1
Lithium	4.0		1.4	0.028	mg/Kg	☼	01/14/26 11:05	01/21/26 19:55	1
Magnesium	770	B	14	0.60	mg/Kg	☼	01/14/26 11:05	01/14/26 21:38	1
Manganese	210		68	1.4	mg/Kg	☼	01/14/26 11:05	01/23/26 19:58	50
Molybdenum	2.4		1.4	0.087	mg/Kg	☼	01/14/26 11:05	01/14/26 21:38	1
Nickel	4.6		1.4	0.26	mg/Kg	☼	01/14/26 11:05	01/14/26 21:38	1
Phosphorus	6200		340	33	mg/Kg	☼	01/14/26 11:05	01/23/26 19:58	50
Potassium	440		27	8.3	mg/Kg	☼	01/14/26 11:05	01/14/26 21:38	1
Selenium	<0.19	^+	0.95	0.19	mg/Kg	☼	01/14/26 11:05	01/14/26 21:38	1
Silver	<0.024		0.68	0.024	mg/Kg	☼	01/14/26 11:05	01/14/26 21:38	1
Sodium	160		27	7.5	mg/Kg	☼	01/14/26 11:05	01/14/26 21:38	1
Strontium	47		1.4	0.27	mg/Kg	☼	01/14/26 11:05	01/25/26 13:22	1
Thallium	<0.18		0.68	0.18	mg/Kg	☼	01/14/26 11:05	01/14/26 21:38	1
Tin	<0.44		1.4	0.44	mg/Kg	☼	01/14/26 11:05	01/14/26 21:38	1
Titanium	57		1.4	0.037	mg/Kg	☼	01/14/26 11:05	01/14/26 21:38	1
Vanadium	15		1.4	0.028	mg/Kg	☼	01/14/26 11:05	01/14/26 21:38	1

Client Sample ID: MCI-SB04-21-22

Lab Sample ID: 705-54492-3
Date Collected: 01/10/26 13:50
Matrix: Solid
Date Received: 01/13/26 10:00
Percent Solids: 73.6

Method: SW846 6010D - Metals (ICP) (Continued)

Analyte	Result	Qualifier	RL	MDL	Unit	D	Prepared	Analyzed	Dil Fac
Zinc	10		1.4	0.50	mg/Kg	☼	01/14/26 11:05	01/14/26 21:38	1

Client Sample ID: MCI-SB04-12-13

Lab Sample ID: 705-54492-4
Date Collected: 01/10/26 13:40
Matrix: Solid
Date Received: 01/13/26 10:00
Percent Solids: 80.4

Method: SW846 6010D - Metals (ICP)

Analyte	Result	Qualifier	RL	MDL	Unit	D	Prepared	Analyzed	Dil Fac
Aluminum	9400		620	50	mg/Kg	☼	01/14/26 11:05	01/23/26 20:01	50
Antimony	<0.098	^+	0.62	0.098	mg/Kg	☼	01/14/26 11:05	01/14/26 21:41	1
Arsenic	3.9		0.62	0.12	mg/Kg	☼	01/14/26 11:05	01/14/26 21:41	1
Barium	22		1.2	0.095	mg/Kg	☼	01/14/26 11:05	01/14/26 21:41	1
Beryllium	0.33	J	0.62	0.028	mg/Kg	☼	01/14/26 11:05	01/14/26 21:41	1
Boron	1.8	J	6.2	0.45	mg/Kg	☼	01/14/26 11:05	01/14/26 21:41	1
Cadmium	0.068	J	0.62	0.027	mg/Kg	☼	01/14/26 11:05	01/14/26 21:41	1
Calcium	1300		620	360	mg/Kg	☼	01/14/26 11:05	01/23/26 20:01	50
Chromium	15		0.62	0.084	mg/Kg	☼	01/14/26 11:05	01/14/26 21:41	1
Cobalt	3.7		0.62	0.035	mg/Kg	☼	01/14/26 11:05	01/14/26 21:41	1
Copper	6.0		0.62	0.077	mg/Kg	☼	01/14/26 11:05	01/14/26 21:41	1
Iron	25000		620	94	mg/Kg	☼	01/14/26 11:05	01/23/26 20:01	50
Lead	5.0		1.2	0.10	mg/Kg	☼	01/14/26 11:05	01/23/26 19:26	1
Lithium	7.0		1.2	0.026	mg/Kg	☼	01/14/26 11:05	01/21/26 19:57	1
Magnesium	1200	B	12	0.54	mg/Kg	☼	01/14/26 11:05	01/14/26 21:41	1
Manganese	65		1.2	0.026	mg/Kg	☼	01/14/26 11:05	01/14/26 21:41	1
Molybdenum	0.73	J	1.2	0.079	mg/Kg	☼	01/14/26 11:05	01/14/26 21:41	1
Nickel	4.2		1.2	0.24	mg/Kg	☼	01/14/26 11:05	01/14/26 21:41	1
Phosphorus	120		6.2	0.61	mg/Kg	☼	01/14/26 11:05	01/14/26 21:41	1
Potassium	1100		25	7.6	mg/Kg	☼	01/14/26 11:05	01/14/26 21:41	1
Selenium	<0.17	^+	0.86	0.17	mg/Kg	☼	01/14/26 11:05	01/14/26 21:41	1
Silver	<0.022		0.62	0.022	mg/Kg	☼	01/14/26 11:05	01/14/26 21:41	1
Sodium	94		25	6.9	mg/Kg	☼	01/14/26 11:05	01/14/26 21:41	1
Strontium	5.4		1.2	0.25	mg/Kg	☼	01/14/26 11:05	01/25/26 13:34	1
Thallium	<0.16		0.25	0.16	mg/Kg	☼	01/14/26 11:05	01/26/26 14:45	1
Tin	<0.40		1.2	0.40	mg/Kg	☼	01/14/26 11:05	01/14/26 21:41	1
Titanium	120		1.2	0.034	mg/Kg	☼	01/14/26 11:05	01/14/26 21:41	1
Vanadium	27		1.2	0.025	mg/Kg	☼	01/14/26 11:05	01/14/26 21:41	1
Zinc	18		1.2	0.45	mg/Kg	☼	01/14/26 11:05	01/14/26 21:41	1

Client Sample ID: MCI-SB05-14-15

Lab Sample ID: 705-54492-5
Date Collected: 01/12/26 14:05
Matrix: Solid
Date Received: 01/13/26 10:00
Percent Solids: 88.5

Method: SW846 6010D - Metals (ICP)

Analyte	Result	Qualifier	RL	MDL	Unit	D	Prepared	Analyzed	Dil Fac
Aluminum	6300		560	46	mg/Kg	☼	01/14/26 11:05	01/23/26 20:09	50
Antimony	<0.090	^+	0.56	0.090	mg/Kg	☼	01/14/26 11:05	01/14/26 21:44	1
Arsenic	0.22	J	0.56	0.11	mg/Kg	☼	01/14/26 11:05	01/14/26 21:44	1
Barium	30		1.1	0.087	mg/Kg	☼	01/14/26 11:05	01/14/26 21:44	1
Beryllium	0.43	J	0.56	0.025	mg/Kg	☼	01/14/26 11:05	01/14/26 21:44	1
Boron	2.0	J	5.6	0.41	mg/Kg	☼	01/14/26 11:05	01/14/26 21:44	1

Client Sample Results

Client: Arcadis US Inc.
Project/Site: Plant McIntosh

Job ID: 705-54492-1

Client Sample ID: MCI-SB05-14-15

Lab Sample ID: 705-54492-5

Date Collected: 01/12/26 14:05
Matrix: Solid
Date Received: 01/13/26 10:00
Percent Solids: 88.5

Method: SW846 6010D - Metals (ICP) (Continued)

Analyte	Result	Qualifier	RL	MDL	Unit	D	Prepared	Analyzed	Dil Fac
Cadmium	0.038	J	0.56	0.025	mg/Kg	☼	01/14/26 11:05	01/14/26 21:44	1
Calcium	2300		560	330	mg/Kg	☼	01/14/26 11:05	01/23/26 20:09	50
Chromium	11		0.56	0.077	mg/Kg	☼	01/14/26 11:05	01/14/26 21:44	1
Cobalt	2.0		0.56	0.032	mg/Kg	☼	01/14/26 11:05	01/14/26 21:44	1
Copper	3.9		0.56	0.070	mg/Kg	☼	01/14/26 11:05	01/14/26 21:44	1
Iron	20000		560	86	mg/Kg	☼	01/14/26 11:05	01/23/26 20:09	50
Lead	4.4		1.1	0.093	mg/Kg	☼	01/14/26 11:05	01/23/26 19:28	1
Lithium	2.6		1.1	0.024	mg/Kg	☼	01/14/26 11:05	01/21/26 19:59	1
Magnesium	910	B	11	0.50	mg/Kg	☼	01/14/26 11:05	01/14/26 21:44	1
Manganese	17		1.1	0.024	mg/Kg	☼	01/14/26 11:05	01/14/26 21:44	1
Molybdenum	0.18	J	1.1	0.072	mg/Kg	☼	01/14/26 11:05	01/14/26 21:44	1
Nickel	2.6		1.1	0.22	mg/Kg	☼	01/14/26 11:05	01/14/26 21:44	1
Phosphorus	18		5.6	0.55	mg/Kg	☼	01/14/26 11:05	01/14/26 21:44	1
Potassium	490		23	6.9	mg/Kg	☼	01/14/26 11:05	01/14/26 21:44	1
Selenium	<0.16	^+	0.79	0.16	mg/Kg	☼	01/14/26 11:05	01/14/26 21:44	1
Silver	<0.020		0.56	0.020	mg/Kg	☼	01/14/26 11:05	01/14/26 21:44	1
Sodium	140		23	6.3	mg/Kg	☼	01/14/26 11:05	01/14/26 21:44	1
Strontium	14		1.1	0.23	mg/Kg	☼	01/14/26 11:05	01/25/26 13:37	1
Thallium	<0.15		0.23	0.15	mg/Kg	☼	01/14/26 11:05	01/25/26 12:36	1
Tin	<0.37		1.1	0.37	mg/Kg	☼	01/14/26 11:05	01/14/26 21:44	1
Titanium	24		1.1	0.031	mg/Kg	☼	01/14/26 11:05	01/14/26 21:44	1
Vanadium	14		1.1	0.023	mg/Kg	☼	01/14/26 11:05	01/14/26 21:44	1
Zinc	13		1.1	0.42	mg/Kg	☼	01/14/26 11:05	01/14/26 21:44	1

Client Sample ID: MCI-SB05-25-26

Lab Sample ID: 705-54492-6

Date Collected: 01/12/26 14:00
Matrix: Solid
Date Received: 01/13/26 10:00
Percent Solids: 71.4

Method: SW846 6010D - Metals (ICP)

Analyte	Result	Qualifier	RL	MDL	Unit	D	Prepared	Analyzed	Dil Fac
Aluminum	4100		700	57	mg/Kg	☼	01/14/26 11:05	01/23/26 20:12	50
Antimony	<0.11	^+	0.70	0.11	mg/Kg	☼	01/14/26 11:05	01/14/26 21:47	1
Arsenic	<0.13		0.70	0.13	mg/Kg	☼	01/14/26 11:05	01/14/26 21:47	1
Barium	43		1.4	0.11	mg/Kg	☼	01/14/26 11:05	01/14/26 21:47	1
Beryllium	5.2		0.70	0.031	mg/Kg	☼	01/14/26 11:05	01/14/26 21:47	1
Boron	3.9	J	7.0	0.51	mg/Kg	☼	01/14/26 11:05	01/14/26 21:47	1
Cadmium	0.40	J	0.70	0.031	mg/Kg	☼	01/14/26 11:05	01/14/26 21:47	1
Calcium	4900		700	410	mg/Kg	☼	01/14/26 11:05	01/23/26 20:12	50
Chromium	28		0.70	0.095	mg/Kg	☼	01/14/26 11:05	01/14/26 21:47	1
Cobalt	2.3		0.70	0.039	mg/Kg	☼	01/14/26 11:05	01/14/26 21:47	1
Copper	4.2		0.70	0.087	mg/Kg	☼	01/14/26 11:05	01/14/26 21:47	1
Iron	3000		700	110	mg/Kg	☼	01/14/26 11:05	01/23/26 20:12	50
Lead	1.9		1.4	0.11	mg/Kg	☼	01/14/26 11:05	01/23/26 19:37	1
Lithium	2.0		1.4	0.029	mg/Kg	☼	01/14/26 11:05	01/21/26 20:01	1
Magnesium	580	B	14	0.62	mg/Kg	☼	01/14/26 11:05	01/14/26 21:47	1
Manganese	17		1.4	0.030	mg/Kg	☼	01/14/26 11:05	01/14/26 21:47	1
Molybdenum	0.16	J	1.4	0.090	mg/Kg	☼	01/14/26 11:05	01/14/26 21:47	1
Nickel	5.2		1.4	0.27	mg/Kg	☼	01/14/26 11:05	01/14/26 21:47	1
Phosphorus	2300		350	34	mg/Kg	☼	01/14/26 11:05	01/23/26 20:12	50
Potassium	350		28	8.6	mg/Kg	☼	01/14/26 11:05	01/14/26 21:47	1

Client: Arcadis US Inc.
Project/Site: Plant McIntosh

Job ID: 705-54492-1

Client Sample ID: MCI-SB05-25-26

Lab Sample ID: 705-54492-6

Date Collected: 01/12/26 14:00
Matrix: Solid
Date Received: 01/13/26 10:00
Percent Solids: 71.4

Method: SW846 6010D - Metals (ICP) (Continued)

Analyte	Result	Qualifier	RL	MDL	Unit	D	Prepared	Analyzed	Dil Fac
Selenium	<0.19	^+	0.98	0.19	mg/Kg	☼	01/14/26 11:05	01/14/26 21:47	1
Silver	<0.025		0.70	0.025	mg/Kg	☼	01/14/26 11:05	01/14/26 21:47	1
Sodium	**180**		28	7.8	mg/Kg	☼	01/14/26 11:05	01/14/26 21:47	1
Strontium	**27**		1.4	0.28	mg/Kg	☼	01/14/26 11:05	01/25/26 13:40	1
Thallium	**0.69**	**J**	0.84	0.18	mg/Kg	☼	01/14/26 11:05	01/14/26 21:47	1
Tin	<0.45		1.4	0.45	mg/Kg	☼	01/14/26 11:05	01/14/26 21:47	1
Titanium	**26**		1.4	0.038	mg/Kg	☼	01/14/26 11:05	01/14/26 21:47	1
Vanadium	**6.5**		1.4	0.029	mg/Kg	☼	01/14/26 11:05	01/14/26 21:47	1
Zinc	**18**		1.4	0.52	mg/Kg	☼	01/14/26 11:05	01/14/26 21:47	1

Client Sample ID: MCI-SB06-12-13

Lab Sample ID: 705-54492-7

Date Collected: 01/11/26 15:35
Matrix: Solid
Date Received: 01/13/26 10:00
Percent Solids: 83.2

Method: SW846 6010D - Metals (ICP)

Analyte	Result	Qualifier	RL	MDL	Unit	D	Prepared	Analyzed	Dil Fac
Aluminum	**4100**		600	49	mg/Kg	☼	01/14/26 11:05	01/23/26 20:15	50
Antimony	**0.097**	**J ^+**	0.60	0.095	mg/Kg	☼	01/14/26 11:05	01/14/26 21:55	1
Arsenic	**0.14**	**J ^+**	0.60	0.11	mg/Kg	☼	01/14/26 11:05	01/14/26 21:55	1
Barium	**90**		1.2	0.092	mg/Kg	☼	01/14/26 11:05	01/23/26 19:39	1
Beryllium	**0.41**	**J**	0.60	0.027	mg/Kg	☼	01/14/26 11:05	01/14/26 21:55	1
Boron	**1.5**	**J**	6.0	0.44	mg/Kg	☼	01/14/26 11:05	01/14/26 21:55	1
Cadmium	**0.036**	**J**	0.60	0.027	mg/Kg	☼	01/14/26 11:05	01/14/26 21:55	1
Calcium	**480**		12	7.1	mg/Kg	☼	01/14/26 11:05	01/14/26 21:55	1
Chromium	**11**		0.60	0.081	mg/Kg	☼	01/14/26 11:05	01/23/26 19:39	1
Cobalt	**7.6**		0.60	0.034	mg/Kg	☼	01/14/26 11:05	01/23/26 19:39	1
Copper	**2.7**		0.60	0.075	mg/Kg	☼	01/14/26 11:05	01/14/26 21:55	1
Iron	**2000**		600	92	mg/Kg	☼	01/14/26 11:05	01/23/26 20:15	50
Lead	**2.2**		1.2	0.098	mg/Kg	☼	01/14/26 11:05	01/23/26 19:39	1
Lithium	**1.2**		1.2	0.025	mg/Kg	☼	01/14/26 11:05	01/22/26 07:12	1
Magnesium	**310**	**B**	12	0.53	mg/Kg	☼	01/14/26 11:05	01/23/26 19:39	1
Manganese	**54**		1.2	0.026	mg/Kg	☼	01/14/26 11:05	01/23/26 19:39	1
Molybdenum	**0.23**	**J ^+**	1.2	0.077	mg/Kg	☼	01/14/26 11:05	01/14/26 21:55	1
Nickel	**3.5**		1.2	0.23	mg/Kg	☼	01/14/26 11:05	01/14/26 21:55	1
Phosphorus	**180**		6.0	0.59	mg/Kg	☼	01/14/26 11:05	01/14/26 21:55	1
Potassium	**230**		24	7.4	mg/Kg	☼	01/14/26 11:05	01/14/26 21:55	1
Selenium	<0.17	^+	0.84	0.17	mg/Kg	☼	01/14/26 11:05	01/14/26 21:55	1
Silver	<0.022		0.60	0.022	mg/Kg	☼	01/14/26 11:05	01/14/26 21:55	1
Sodium	**300**		24	6.7	mg/Kg	☼	01/14/26 11:05	01/14/26 21:55	1
Strontium	**26**		1.2	0.24	mg/Kg	☼	01/14/26 11:05	01/25/26 13:43	1
Thallium	**0.59**	**J**	0.72	0.16	mg/Kg	☼	01/14/26 11:05	01/14/26 21:55	1
Tin	<0.39		1.2	0.39	mg/Kg	☼	01/14/26 11:05	01/14/26 21:55	1
Titanium	**29**		1.2	0.033	mg/Kg	☼	01/14/26 11:05	01/23/26 19:39	1
Vanadium	**4.3**		1.2	0.024	mg/Kg	☼	01/14/26 11:05	01/23/26 19:39	1
Zinc	**8.7**		1.2	0.44	mg/Kg	☼	01/14/26 11:05	01/14/26 21:55	1

Client Sample Results

Client: Arcadis US Inc.
Project/Site: Plant McIntosh

Job ID: 705-54492-1

Client Sample ID: MCI-SB06-20-21

Lab Sample ID: 705-54492-8

Date Collected: 01/11/26 15:40
Matrix: Solid
Date Received: 01/13/26 10:00
Percent Solids: 76.3

Method: SW846 6010D - Metals (ICP)

Analyte	Result	Qualifier	RL	MDL	Unit	D	Prepared	Analyzed	Dil Fac
Aluminum	4800		650	53	mg/Kg	☼	01/14/26 11:05	01/23/26 20:18	50
Antimony	<0.10	^+	0.65	0.10	mg/Kg	☼	01/14/26 11:05	01/14/26 21:58	1
Arsenic	<0.12	^+	0.65	0.12	mg/Kg	☼	01/14/26 11:05	01/14/26 21:58	1
Barium	44		1.3	0.10	mg/Kg	☼	01/14/26 11:05	01/23/26 19:42	1
Beryllium	0.30	J	0.65	0.029	mg/Kg	☼	01/14/26 11:05	01/14/26 21:58	1
Boron	1.6	J	6.5	0.48	mg/Kg	☼	01/14/26 11:05	01/14/26 21:58	1
Cadmium	0.040	J	0.65	0.029	mg/Kg	☼	01/14/26 11:05	01/14/26 21:58	1
Calcium	530		13	7.7	mg/Kg	☼	01/14/26 11:05	01/14/26 21:58	1
Chromium	11		0.65	0.089	mg/Kg	☼	01/14/26 11:05	01/23/26 19:42	1
Cobalt	7.9		0.65	0.037	mg/Kg	☼	01/14/26 11:05	01/23/26 19:42	1
Copper	2.8		0.65	0.082	mg/Kg	☼	01/14/26 11:05	01/14/26 21:58	1
Iron	2400		650	100	mg/Kg	☼	01/14/26 11:05	01/23/26 20:18	50
Lead	2.1		1.3	0.11	mg/Kg	☼	01/14/26 11:05	01/23/26 19:42	1
Lithium	1.2	J	1.3	0.027	mg/Kg	☼	01/14/26 11:05	01/22/26 07:14	1
Magnesium	340	B	13	0.58	mg/Kg	☼	01/14/26 11:05	01/23/26 19:42	1
Manganese	72		1.3	0.028	mg/Kg	☼	01/14/26 11:05	01/23/26 19:42	1
Molybdenum	0.21	J ^+	1.3	0.084	mg/Kg	☼	01/14/26 11:05	01/14/26 21:58	1
Nickel	3.8		1.3	0.25	mg/Kg	☼	01/14/26 11:05	01/14/26 21:58	1
Phosphorus	130		6.5	0.64	mg/Kg	☼	01/14/26 11:05	01/14/26 21:58	1
Potassium	240		26	8.0	mg/Kg	☼	01/14/26 11:05	01/14/26 21:58	1
Selenium	<0.18	^+	0.92	0.18	mg/Kg	☼	01/14/26 11:05	01/14/26 21:58	1
Silver	<0.024		0.65	0.024	mg/Kg	☼	01/14/26 11:05	01/14/26 21:58	1
Sodium	150		26	7.3	mg/Kg	☼	01/14/26 11:05	01/14/26 21:58	1
Strontium	14		1.3	0.26	mg/Kg	☼	01/14/26 11:05	01/25/26 13:46	1
Thallium	0.20	J	0.26	0.17	mg/Kg	☼	01/14/26 11:05	01/14/26 21:58	1
Tin	<0.42		1.3	0.42	mg/Kg	☼	01/14/26 11:05	01/14/26 21:58	1
Titanium	37		1.3	0.036	mg/Kg	☼	01/14/26 11:05	01/23/26 19:42	1
Vanadium	5.0		1.3	0.027	mg/Kg	☼	01/14/26 11:05	01/23/26 19:42	1
Zinc	9.3		1.3	0.48	mg/Kg	☼	01/14/26 11:05	01/14/26 21:58	1

Client Sample ID: MCI-SB08-21-22

Lab Sample ID: 705-54492-9

Date Collected: 01/11/26 16:00
Matrix: Solid
Date Received: 01/13/26 10:00
Percent Solids: 65.4

Method: SW846 6010D - Metals (ICP)

Analyte	Result	Qualifier	RL	MDL	Unit	D	Prepared	Analyzed	Dil Fac
Aluminum	8200		760	62	mg/Kg	☼	01/14/26 11:05	01/23/26 20:20	50
Antimony	<0.12	^+	0.76	0.12	mg/Kg	☼	01/14/26 11:05	01/14/26 22:01	1
Arsenic	0.64	J ^+	0.76	0.14	mg/Kg	☼	01/14/26 11:05	01/14/26 22:01	1
Barium	50		1.5	0.12	mg/Kg	☼	01/14/26 11:05	01/23/26 19:45	1
Beryllium	1.2		0.76	0.034	mg/Kg	☼	01/14/26 11:05	01/14/26 22:01	1
Boron	2.8	J	7.6	0.56	mg/Kg	☼	01/14/26 11:05	01/14/26 22:01	1
Cadmium	0.087	J	0.76	0.034	mg/Kg	☼	01/14/26 11:05	01/14/26 22:01	1
Calcium	8500		760	450	mg/Kg	☼	01/14/26 11:05	01/23/26 20:20	50
Chromium	15		0.76	0.10	mg/Kg	☼	01/14/26 11:05	01/23/26 19:45	1
Cobalt	4.3		0.76	0.043	mg/Kg	☼	01/14/26 11:05	01/23/26 19:45	1
Copper	4.6		0.76	0.095	mg/Kg	☼	01/14/26 11:05	01/14/26 22:01	1
Iron	26000		760	120	mg/Kg	☼	01/14/26 11:05	01/23/26 20:20	50
Lead	9.1		1.5	0.13	mg/Kg	☼	01/14/26 11:05	01/23/26 19:45	1
Lithium	14		1.5	0.032	mg/Kg	☼	01/14/26 11:05	01/22/26 07:20	1

Client Sample ID: MCI-SB08-21-22

Lab Sample ID: 705-54492-9

Date Collected: 01/11/26 16:00
Date Received: 01/13/26 10:00

Matrix: Solid
Percent Solids: 65.4

Method: SW846 6010D - Metals (ICP) (Continued)

Analyte	Result	Qualifier	RL	MDL	Unit	D	Prepared	Analyzed	Dil Fac
Magnesium	3700	B	760	34	mg/Kg	☼	01/14/26 11:05	01/23/26 20:20	50
Manganese	55		1.5	0.033	mg/Kg	☼	01/14/26 11:05	01/23/26 19:45	1
Molybdenum	0.19	J ^+	1.5	0.098	mg/Kg	☼	01/14/26 11:05	01/14/26 22:01	1
Nickel	9.2		1.5	0.29	mg/Kg	☼	01/14/26 11:05	01/14/26 22:01	1
Phosphorus	380		7.6	0.75	mg/Kg	☼	01/14/26 11:05	01/14/26 22:01	1
Potassium	1500		31	9.4	mg/Kg	☼	01/14/26 11:05	01/14/26 22:01	1
Selenium	<0.21	^+	1.1	0.21	mg/Kg	☼	01/14/26 11:05	01/14/26 22:01	1
Silver	<0.027		0.76	0.027	mg/Kg	☼	01/14/26 11:05	01/14/26 22:01	1
Sodium	210		31	8.5	mg/Kg	☼	01/14/26 11:05	01/14/26 22:01	1
Strontium	41		1.5	0.31	mg/Kg	☼	01/14/26 11:05	01/25/26 13:49	1
Thallium	<0.20		0.76	0.20	mg/Kg	☼	01/14/26 11:05	01/26/26 14:48	1
Tin	<0.49		1.5	0.49	mg/Kg	☼	01/14/26 11:05	01/14/26 22:01	1
Titanium	42		1.5	0.042	mg/Kg	☼	01/14/26 11:05	01/23/26 19:45	1
Vanadium	10		1.5	0.031	mg/Kg	☼	01/14/26 11:05	01/23/26 19:45	1
Zinc	21		1.5	0.56	mg/Kg	☼	01/14/26 11:05	01/14/26 22:01	1

Client Sample ID: MCI-SB08-36-37

Lab Sample ID: 705-54492-10

Date Collected: 01/11/26 16:10
Date Received: 01/13/26 10:00

Matrix: Solid
Percent Solids: 73.5

Method: SW846 6010D - Metals (ICP)

Analyte	Result	Qualifier	RL	MDL	Unit	D	Prepared	Analyzed	Dil Fac
Aluminum	7400		680	55	mg/Kg	☼	01/14/26 11:05	01/23/26 20:23	50
Antimony	<0.11	^+	0.68	0.11	mg/Kg	☼	01/14/26 11:05	01/14/26 22:04	1
Arsenic	1.6		0.68	0.13	mg/Kg	☼	01/14/26 11:05	01/23/26 19:47	1
Barium	18		1.4	0.10	mg/Kg	☼	01/14/26 11:05	01/23/26 19:47	1
Beryllium	0.50	J	0.68	0.030	mg/Kg	☼	01/14/26 11:05	01/14/26 22:04	1
Boron	0.90	J	6.8	0.49	mg/Kg	☼	01/14/26 11:05	01/14/26 22:04	1
Cadmium	0.60	J	0.68	0.030	mg/Kg	☼	01/14/26 11:05	01/14/26 22:04	1
Calcium	1700		14	8.0	mg/Kg	☼	01/14/26 11:05	01/14/26 22:04	1
Chromium	14		0.68	0.092	mg/Kg	☼	01/14/26 11:05	01/23/26 19:47	1
Cobalt	1.1		0.68	0.038	mg/Kg	☼	01/14/26 11:05	01/23/26 19:47	1
Copper	1.8		0.68	0.085	mg/Kg	☼	01/14/26 11:05	01/14/26 22:04	1
Iron	5400		680	100	mg/Kg	☼	01/14/26 11:05	01/23/26 20:23	50
Lead	2.4		1.4	0.11	mg/Kg	☼	01/14/26 11:05	01/23/26 19:47	1
Lithium	3.2		1.4	0.029	mg/Kg	☼	01/14/26 11:05	01/22/26 07:22	1
Magnesium	560	B	14	0.60	mg/Kg	☼	01/14/26 11:05	01/23/26 19:47	1
Manganese	73		1.4	0.029	mg/Kg	☼	01/14/26 11:05	01/23/26 19:47	1
Molybdenum	0.53	J ^+	1.4	0.087	mg/Kg	☼	01/14/26 11:05	01/14/26 22:04	1
Nickel	2.4		1.4	0.26	mg/Kg	☼	01/14/26 11:05	01/14/26 22:04	1
Phosphorus	960		6.8	0.67	mg/Kg	☼	01/14/26 11:05	01/14/26 22:04	1
Potassium	380		27	8.3	mg/Kg	☼	01/14/26 11:05	01/14/26 22:04	1
Selenium	<0.19	^+	0.95	0.19	mg/Kg	☼	01/14/26 11:05	01/14/26 22:04	1
Silver	<0.024		0.68	0.024	mg/Kg	☼	01/14/26 11:05	01/14/26 22:04	1
Sodium	76		27	7.6	mg/Kg	☼	01/14/26 11:05	01/14/26 22:04	1
Strontium	12		1.4	0.27	mg/Kg	☼	01/14/26 11:05	01/25/26 13:52	1
Thallium	<0.18		0.68	0.18	mg/Kg	☼	01/14/26 11:05	01/14/26 22:04	1
Tin	<0.44		1.4	0.44	mg/Kg	☼	01/14/26 11:05	01/14/26 22:04	1
Titanium	61		1.4	0.037	mg/Kg	☼	01/14/26 11:05	01/23/26 19:47	1
Vanadium	7.6		1.4	0.028	mg/Kg	☼	01/14/26 11:05	01/23/26 19:47	1

Client Sample Results

Client: Arcadis US Inc.
Project/Site: Plant McIntosh

Job ID: 705-54492-1

Client Sample ID: MCI-SB08-36-37

Lab Sample ID: 705-54492-10

Date Collected: 01/11/26 16:10
Matrix: Solid
Date Received: 01/13/26 10:00
Percent Solids: 73.5

Method: SW846 6010D - Metals (ICP) (Continued)

Analyte	Result	Qualifier	RL	MDL	Unit	D	Prepared	Analyzed	Dil Fac
Zinc	11		1.4	0.50	mg/Kg	☼	01/14/26 11:05	01/14/26 22:04	1

Client Sample ID: MCI-Dup01

Lab Sample ID: 705-54492-11

Date Collected: 01/10/26 00:00
Matrix: Solid
Date Received: 01/13/26 10:00
Percent Solids: 77.6

Method: SW846 6010D - Metals (ICP)

Analyte	Result	Qualifier	RL	MDL	Unit	D	Prepared	Analyzed	Dil Fac
Aluminum	11000		640	52	mg/Kg	☼	01/14/26 11:05	01/23/26 20:26	50
Antimony	<0.10	^+	0.64	0.10	mg/Kg	☼	01/14/26 11:05	01/14/26 22:07	1
Arsenic	2.4		0.64	0.12	mg/Kg	☼	01/14/26 11:05	01/23/26 19:50	1
Barium	24		1.3	0.099	mg/Kg	☼	01/14/26 11:05	01/23/26 19:50	1
Beryllium	0.24	J	0.64	0.029	mg/Kg	☼	01/14/26 11:05	01/14/26 22:07	1
Boron	1.6	J	6.4	0.47	mg/Kg	☼	01/14/26 11:05	01/14/26 22:07	1
Cadmium	0.076	J	0.64	0.029	mg/Kg	☼	01/14/26 11:05	01/14/26 22:07	1
Calcium	1300		13	7.6	mg/Kg	☼	01/14/26 11:05	01/14/26 22:07	1
Chromium	15		0.64	0.087	mg/Kg	☼	01/14/26 11:05	01/23/26 19:50	1
Cobalt	5.3		0.64	0.036	mg/Kg	☼	01/14/26 11:05	01/23/26 19:50	1
Copper	3.9		0.64	0.080	mg/Kg	☼	01/14/26 11:05	01/14/26 22:07	1
Iron	18000		640	98	mg/Kg	☼	01/14/26 11:05	01/23/26 20:26	50
Lead	4.7		1.3	0.11	mg/Kg	☼	01/14/26 11:05	01/23/26 19:50	1
Lithium	5.5		1.3	0.027	mg/Kg	☼	01/14/26 11:05	01/22/26 07:24	1
Magnesium	1500	B	640	28	mg/Kg	☼	01/14/26 11:05	01/23/26 20:26	50
Manganese	53		1.3	0.027	mg/Kg	☼	01/14/26 11:05	01/23/26 19:50	1
Molybdenum	0.51	J ^+	1.3	0.082	mg/Kg	☼	01/14/26 11:05	01/14/26 22:07	1
Nickel	5.2		1.3	0.25	mg/Kg	☼	01/14/26 11:05	01/14/26 22:07	1
Phosphorus	100		6.4	0.63	mg/Kg	☼	01/14/26 11:05	01/14/26 22:07	1
Potassium	880		26	7.9	mg/Kg	☼	01/14/26 11:05	01/14/26 22:07	1
Selenium	<0.18	^+	0.90	0.18	mg/Kg	☼	01/14/26 11:05	01/14/26 22:07	1
Silver	<0.023		0.64	0.023	mg/Kg	☼	01/14/26 11:05	01/14/26 22:07	1
Sodium	97		26	7.1	mg/Kg	☼	01/14/26 11:05	01/14/26 22:07	1
Strontium	5.7		1.3	0.26	mg/Kg	☼	01/14/26 11:05	01/25/26 13:55	1
Thallium	<0.17		0.26	0.17	mg/Kg	☼	01/14/26 11:05	01/26/26 14:51	1
Tin	<0.42		1.3	0.42	mg/Kg	☼	01/14/26 11:05	01/14/26 22:07	1
Titanium	87		1.3	0.035	mg/Kg	☼	01/14/26 11:05	01/23/26 19:50	1
Vanadium	26		1.3	0.026	mg/Kg	☼	01/14/26 11:05	01/23/26 19:50	1
Zinc	20		1.3	0.47	mg/Kg	☼	01/14/26 11:05	01/14/26 22:07	1

Method Summary

Client: Arcadis US Inc.
Project/Site: Plant McIntosh

Job ID: 705-54492-1

Method	Method Description	Protocol	Laboratory
6010D	Metals (ICP)	SW846	EET ATL
D 2216	Percent Moisture	ASTM	EET ATL
3050B	Preparation, Metals	SW846	EET ATL

Protocol References:

ASTM = ASTM International

SW846 = "Test Methods For Evaluating Solid Waste, Physical/Chemical Methods", Third Edition, November 1986 And Its Updates.

Laboratory References:

EET ATL = Eurofins Atlanta, 3080 Presidential Dr, Atlanta, GA 30340, TEL (770)457-8177

Lab Chronicle

Client: Arcadis US Inc.
Project/Site: Plant McIntosh

Job ID: 705-54492-1

Client Sample ID: MCI-SB01-12-14

Lab Sample ID: 705-54492-1
Date Collected: 01/09/26 14:40
Matrix: Solid
Date Received: 01/13/26 10:00

Prep Type	Batch Type	Batch Method	Run	Dilution Factor	Batch Number	Analyst	Lab	Prepared or Analyzed
Total/NA	Analysis	D 2216		1	108057	KK	EET ATL	01/15/26 12:45

Client Sample ID: MCI-SB01-12-14

Lab Sample ID: 705-54492-1
Date Collected: 01/09/26 14:40
Matrix: Solid
Date Received: 01/13/26 10:00
Percent Solids: 79.1

Prep Type	Batch Type	Batch Method	Run	Dilution Factor	Batch Number	Analyst	Lab	Prepared or Analyzed
Total/NA	Prep	3050B			107663	BR	EET ATL	01/14/26 11:05
Total/NA	Analysis	6010D		1	107895	DS	EET ATL	01/14/26 21:32
Total/NA	Prep	3050B			107663	BR	EET ATL	01/14/26 11:05
Total/NA	Analysis	6010D		1	109366	DS	EET ATL	01/21/26 19:52
Total/NA	Prep	3050B			107663	BR	EET ATL	01/14/26 11:05
Total/NA	Analysis	6010D		1	109956	MT	EET ATL	01/23/26 19:17
Total/NA	Prep	3050B			107663	BR	EET ATL	01/14/26 11:05
Total/NA	Analysis	6010D		50	109956	MT	EET ATL	01/23/26 19:53
Total/NA	Prep	3050B			107663	BR	EET ATL	01/14/26 11:05
Total/NA	Analysis	6010D		1	109975	MT	EET ATL	01/25/26 12:13
Total/NA	Prep	3050B			107663	BR	EET ATL	01/14/26 11:05
Total/NA	Analysis	6010D		1	109978	MT	EET ATL	01/25/26 13:16

Client Sample ID: MCI-SB01-18-20

Lab Sample ID: 705-54492-2
Date Collected: 01/09/26 14:50
Matrix: Solid
Date Received: 01/13/26 10:00

Prep Type	Batch Type	Batch Method	Run	Dilution Factor	Batch Number	Analyst	Lab	Prepared or Analyzed
Total/NA	Analysis	D 2216		1	108034	KK	EET ATL	01/15/26 12:25

Client Sample ID: MCI-SB01-18-20

Lab Sample ID: 705-54492-2
Date Collected: 01/09/26 14:50
Matrix: Solid
Date Received: 01/13/26 10:00
Percent Solids: 79.2

Prep Type	Batch Type	Batch Method	Run	Dilution Factor	Batch Number	Analyst	Lab	Prepared or Analyzed
Total/NA	Prep	3050B			107663	BR	EET ATL	01/14/26 11:05
Total/NA	Analysis	6010D		1	107895	DS	EET ATL	01/14/26 21:35
Total/NA	Prep	3050B			107663	BR	EET ATL	01/14/26 11:05
Total/NA	Analysis	6010D		1	109366	DS	EET ATL	01/21/26 19:54
Total/NA	Prep	3050B			107663	BR	EET ATL	01/14/26 11:05
Total/NA	Analysis	6010D		1	109956	MT	EET ATL	01/23/26 19:20
Total/NA	Prep	3050B			107663	BR	EET ATL	01/14/26 11:05
Total/NA	Analysis	6010D		50	109956	MT	EET ATL	01/23/26 19:56
Total/NA	Prep	3050B			107663	BR	EET ATL	01/14/26 11:05
Total/NA	Analysis	6010D		1	109978	MT	EET ATL	01/25/26 13:19

Lab Chronicle

Client: Arcadis US Inc.
Project/Site: Plant McIntosh

Job ID: 705-54492-1

Client Sample ID: MCI-SB04-21-22

Lab Sample ID: 705-54492-3
Date Collected: 01/10/26 13:50
Matrix: Solid
Date Received: 01/13/26 10:00

Prep Type	Batch Type	Batch Method	Run	Dilution Factor	Batch Number	Analyst	Lab	Prepared or Analyzed
Total/NA	Analysis	D 2216		1	108034	KK	EET ATL	01/15/26 12:25

Client Sample ID: MCI-SB04-21-22

Lab Sample ID: 705-54492-3
Date Collected: 01/10/26 13:50
Matrix: Solid
Date Received: 01/13/26 10:00
Percent Solids: 73.6

Prep Type	Batch Type	Batch Method	Run	Dilution Factor	Batch Number	Analyst	Lab	Prepared or Analyzed
Total/NA	Prep	3050B			107663	BR	EET ATL	01/14/26 11:05
Total/NA	Analysis	6010D		1	107895	DS	EET ATL	01/14/26 21:38
Total/NA	Prep	3050B			107663	BR	EET ATL	01/14/26 11:05
Total/NA	Analysis	6010D		1	109366	DS	EET ATL	01/21/26 19:55
Total/NA	Prep	3050B			107663	BR	EET ATL	01/14/26 11:05
Total/NA	Analysis	6010D		50	109956	MT	EET ATL	01/23/26 19:58
Total/NA	Prep	3050B			107663	BR	EET ATL	01/14/26 11:05
Total/NA	Analysis	6010D		1	109978	MT	EET ATL	01/25/26 13:22

Client Sample ID: MCI-SB04-12-13

Lab Sample ID: 705-54492-4
Date Collected: 01/10/26 13:40
Matrix: Solid
Date Received: 01/13/26 10:00

Prep Type	Batch Type	Batch Method	Run	Dilution Factor	Batch Number	Analyst	Lab	Prepared or Analyzed
Total/NA	Analysis	D 2216		1	108034	KK	EET ATL	01/15/26 12:25

Client Sample ID: MCI-SB04-12-13

Lab Sample ID: 705-54492-4
Date Collected: 01/10/26 13:40
Matrix: Solid
Date Received: 01/13/26 10:00
Percent Solids: 80.4

Prep Type	Batch Type	Batch Method	Run	Dilution Factor	Batch Number	Analyst	Lab	Prepared or Analyzed
Total/NA	Prep	3050B			107663	BR	EET ATL	01/14/26 11:05
Total/NA	Analysis	6010D		1	107895	DS	EET ATL	01/14/26 21:41
Total/NA	Prep	3050B			107663	BR	EET ATL	01/14/26 11:05
Total/NA	Analysis	6010D		1	109366	DS	EET ATL	01/21/26 19:57
Total/NA	Prep	3050B			107663	BR	EET ATL	01/14/26 11:05
Total/NA	Analysis	6010D		1	109956	MT	EET ATL	01/23/26 19:26
Total/NA	Prep	3050B			107663	BR	EET ATL	01/14/26 11:05
Total/NA	Analysis	6010D		50	109956	MT	EET ATL	01/23/26 20:01
Total/NA	Prep	3050B			107663	BR	EET ATL	01/14/26 11:05
Total/NA	Analysis	6010D		1	109978	MT	EET ATL	01/25/26 13:34
Total/NA	Prep	3050B			107663	BR	EET ATL	01/14/26 11:05
Total/NA	Analysis	6010D		1	110105	DS	EET ATL	01/26/26 14:45

Lab Chronicle

Client: Arcadis US Inc.
Project/Site: Plant McIntosh

Job ID: 705-54492-1

Client Sample ID: MCI-SB05-14-15

Lab Sample ID: 705-54492-5
Date Collected: 01/12/26 14:05
Matrix: Solid
Date Received: 01/13/26 10:00

Prep Type	Batch Type	Batch Method	Run	Dilution Factor	Batch Number	Analyst	Lab	Prepared or Analyzed
Total/NA	Analysis	D 2216		1	108034	KK	EET ATL	01/15/26 12:25

Client Sample ID: MCI-SB05-14-15

Lab Sample ID: 705-54492-5
Date Collected: 01/12/26 14:05
Matrix: Solid
Date Received: 01/13/26 10:00
Percent Solids: 88.5

Prep Type	Batch Type	Batch Method	Run	Dilution Factor	Batch Number	Analyst	Lab	Prepared or Analyzed
Total/NA	Prep	3050B			107663	BR	EET ATL	01/14/26 11:05
Total/NA	Analysis	6010D		1	107895	DS	EET ATL	01/14/26 21:44
Total/NA	Prep	3050B			107663	BR	EET ATL	01/14/26 11:05
Total/NA	Analysis	6010D		1	109366	DS	EET ATL	01/21/26 19:59
Total/NA	Prep	3050B			107663	BR	EET ATL	01/14/26 11:05
Total/NA	Analysis	6010D		1	109956	MT	EET ATL	01/23/26 19:28
Total/NA	Prep	3050B			107663	BR	EET ATL	01/14/26 11:05
Total/NA	Analysis	6010D		50	109956	MT	EET ATL	01/23/26 20:09
Total/NA	Prep	3050B			107663	BR	EET ATL	01/14/26 11:05
Total/NA	Analysis	6010D		1	109975	MT	EET ATL	01/25/26 12:36
Total/NA	Prep	3050B			107663	BR	EET ATL	01/14/26 11:05
Total/NA	Analysis	6010D		1	109978	MT	EET ATL	01/25/26 13:37

Client Sample ID: MCI-SB05-25-26

Lab Sample ID: 705-54492-6
Date Collected: 01/12/26 14:00
Matrix: Solid
Date Received: 01/13/26 10:00

Prep Type	Batch Type	Batch Method	Run	Dilution Factor	Batch Number	Analyst	Lab	Prepared or Analyzed
Total/NA	Analysis	D 2216		1	107996	KK	EET ATL	01/15/26 11:02

Client Sample ID: MCI-SB05-25-26

Lab Sample ID: 705-54492-6
Date Collected: 01/12/26 14:00
Matrix: Solid
Date Received: 01/13/26 10:00
Percent Solids: 71.4

Prep Type	Batch Type	Batch Method	Run	Dilution Factor	Batch Number	Analyst	Lab	Prepared or Analyzed
Total/NA	Prep	3050B			107663	BR	EET ATL	01/14/26 11:05
Total/NA	Analysis	6010D		1	107895	DS	EET ATL	01/14/26 21:47
Total/NA	Prep	3050B			107663	BR	EET ATL	01/14/26 11:05
Total/NA	Analysis	6010D		1	109366	DS	EET ATL	01/21/26 20:01
Total/NA	Prep	3050B			107663	BR	EET ATL	01/14/26 11:05
Total/NA	Analysis	6010D		1	109956	MT	EET ATL	01/23/26 19:37
Total/NA	Prep	3050B			107663	BR	EET ATL	01/14/26 11:05
Total/NA	Analysis	6010D		50	109956	MT	EET ATL	01/23/26 20:12
Total/NA	Prep	3050B			107663	BR	EET ATL	01/14/26 11:05
Total/NA	Analysis	6010D		1	109978	MT	EET ATL	01/25/26 13:40

Lab Chronicle

Client: Arcadis US Inc.
Project/Site: Plant McIntosh

Job ID: 705-54492-1

Client Sample ID: MCI-SB06-12-13

Lab Sample ID: 705-54492-7

Date Collected: 01/11/26 15:35
Matrix: Solid
Date Received: 01/13/26 10:00

Prep Type	Batch Type	Batch Method	Run	Dilution Factor	Batch Number	Analyst	Lab	Prepared or Analyzed
Total/NA	Analysis	D 2216		1	107996	KK	EET ATL	01/15/26 11:02

Client Sample ID: MCI-SB06-12-13

Lab Sample ID: 705-54492-7

Date Collected: 01/11/26 15:35
Matrix: Solid
Date Received: 01/13/26 10:00
Percent Solids: 83.2

Prep Type	Batch Type	Batch Method	Run	Dilution Factor	Batch Number	Analyst	Lab	Prepared or Analyzed
Total/NA	Prep	3050B			107663	BR	EET ATL	01/14/26 11:05
Total/NA	Analysis	6010D		1	107895	DS	EET ATL	01/14/26 21:55
Total/NA	Prep	3050B			107663	BR	EET ATL	01/14/26 11:05
Total/NA	Analysis	6010D		1	109366	DS	EET ATL	01/22/26 07:12
Total/NA	Prep	3050B			107663	BR	EET ATL	01/14/26 11:05
Total/NA	Analysis	6010D		1	109956	MT	EET ATL	01/23/26 19:39
Total/NA	Prep	3050B			107663	BR	EET ATL	01/14/26 11:05
Total/NA	Analysis	6010D		50	109956	MT	EET ATL	01/23/26 20:15
Total/NA	Prep	3050B			107663	BR	EET ATL	01/14/26 11:05
Total/NA	Analysis	6010D		1	109978	MT	EET ATL	01/25/26 13:43

Client Sample ID: MCI-SB06-20-21

Lab Sample ID: 705-54492-8

Date Collected: 01/11/26 15:40
Matrix: Solid
Date Received: 01/13/26 10:00

Prep Type	Batch Type	Batch Method	Run	Dilution Factor	Batch Number	Analyst	Lab	Prepared or Analyzed
Total/NA	Analysis	D 2216		1	107996	KK	EET ATL	01/15/26 11:02

Client Sample ID: MCI-SB06-20-21

Lab Sample ID: 705-54492-8

Date Collected: 01/11/26 15:40
Matrix: Solid
Date Received: 01/13/26 10:00
Percent Solids: 76.3

Prep Type	Batch Type	Batch Method	Run	Dilution Factor	Batch Number	Analyst	Lab	Prepared or Analyzed
Total/NA	Prep	3050B			107663	BR	EET ATL	01/14/26 11:05
Total/NA	Analysis	6010D		1	107895	DS	EET ATL	01/14/26 21:58
Total/NA	Prep	3050B			107663	BR	EET ATL	01/14/26 11:05
Total/NA	Analysis	6010D		1	109366	DS	EET ATL	01/22/26 07:14
Total/NA	Prep	3050B			107663	BR	EET ATL	01/14/26 11:05
Total/NA	Analysis	6010D		1	109956	MT	EET ATL	01/23/26 19:42
Total/NA	Prep	3050B			107663	BR	EET ATL	01/14/26 11:05
Total/NA	Analysis	6010D		50	109956	MT	EET ATL	01/23/26 20:18
Total/NA	Prep	3050B			107663	BR	EET ATL	01/14/26 11:05
Total/NA	Analysis	6010D		1	109978	MT	EET ATL	01/25/26 13:46

Lab Chronicle

Client: Arcadis US Inc.
Project/Site: Plant McIntosh

Job ID: 705-54492-1

Client Sample ID: MCI-SB08-21-22

Lab Sample ID: 705-54492-9

Date Collected: 01/11/26 16:00
Matrix: Solid
Date Received: 01/13/26 10:00

Prep Type	Batch Type	Batch Method	Run	Dilution Factor	Batch Number	Analyst	Lab	Prepared or Analyzed
Total/NA	Analysis	D 2216		1	107996	KK	EET ATL	01/15/26 11:02

Client Sample ID: MCI-SB08-21-22

Lab Sample ID: 705-54492-9

Date Collected: 01/11/26 16:00
Matrix: Solid
Date Received: 01/13/26 10:00
Percent Solids: 65.4

Prep Type	Batch Type	Batch Method	Run	Dilution Factor	Batch Number	Analyst	Lab	Prepared or Analyzed
Total/NA	Prep	3050B			107663	BR	EET ATL	01/14/26 11:05
Total/NA	Analysis	6010D		1	107895	DS	EET ATL	01/14/26 22:01
Total/NA	Prep	3050B			107663	BR	EET ATL	01/14/26 11:05
Total/NA	Analysis	6010D		1	109366	DS	EET ATL	01/22/26 07:20
Total/NA	Prep	3050B			107663	BR	EET ATL	01/14/26 11:05
Total/NA	Analysis	6010D		1	109956	MT	EET ATL	01/23/26 19:45
Total/NA	Prep	3050B			107663	BR	EET ATL	01/14/26 11:05
Total/NA	Analysis	6010D		50	109956	MT	EET ATL	01/23/26 20:20
Total/NA	Prep	3050B			107663	BR	EET ATL	01/14/26 11:05
Total/NA	Analysis	6010D		1	109978	MT	EET ATL	01/25/26 13:49
Total/NA	Prep	3050B			107663	BR	EET ATL	01/14/26 11:05
Total/NA	Analysis	6010D		1	110105	DS	EET ATL	01/26/26 14:48

Client Sample ID: MCI-SB08-36-37

Lab Sample ID: 705-54492-10

Date Collected: 01/11/26 16:10
Matrix: Solid
Date Received: 01/13/26 10:00

Prep Type	Batch Type	Batch Method	Run	Dilution Factor	Batch Number	Analyst	Lab	Prepared or Analyzed
Total/NA	Analysis	D 2216		1	107980	KK	EET ATL	01/15/26 11:07

Client Sample ID: MCI-SB08-36-37

Lab Sample ID: 705-54492-10

Date Collected: 01/11/26 16:10
Matrix: Solid
Date Received: 01/13/26 10:00
Percent Solids: 73.5

Prep Type	Batch Type	Batch Method	Run	Dilution Factor	Batch Number	Analyst	Lab	Prepared or Analyzed
Total/NA	Prep	3050B			107663	BR	EET ATL	01/14/26 11:05
Total/NA	Analysis	6010D		1	107895	DS	EET ATL	01/14/26 22:04
Total/NA	Prep	3050B			107663	BR	EET ATL	01/14/26 11:05
Total/NA	Analysis	6010D		1	109366	DS	EET ATL	01/22/26 07:22
Total/NA	Prep	3050B			107663	BR	EET ATL	01/14/26 11:05
Total/NA	Analysis	6010D		1	109956	MT	EET ATL	01/23/26 19:47
Total/NA	Prep	3050B			107663	BR	EET ATL	01/14/26 11:05
Total/NA	Analysis	6010D		50	109956	MT	EET ATL	01/23/26 20:23
Total/NA	Prep	3050B			107663	BR	EET ATL	01/14/26 11:05
Total/NA	Analysis	6010D		1	109978	MT	EET ATL	01/25/26 13:52

Lab Chronicle

Client: Arcadis US Inc.
Project/Site: Plant McIntosh

Job ID: 705-54492-1

Client Sample ID: MCI-Dup01

Lab Sample ID: 705-54492-11

Date Collected: 01/10/26 00:00
Matrix: Solid
Date Received: 01/13/26 10:00

Prep Type	Batch Type	Batch Method	Run	Dilution Factor	Batch Number	Analyst	Lab	Prepared or Analyzed
Total/NA	Analysis	D 2216		1	107980	KK	EET ATL	01/15/26 11:07

Client Sample ID: MCI-Dup01

Lab Sample ID: 705-54492-11

Date Collected: 01/10/26 00:00
Matrix: Solid
Date Received: 01/13/26 10:00
Percent Solids: 77.6

Prep Type	Batch Type	Batch Method	Run	Dilution Factor	Batch Number	Analyst	Lab	Prepared or Analyzed
Total/NA	Prep	3050B			107663	BR	EET ATL	01/14/26 11:05
Total/NA	Analysis	6010D		1	107895	DS	EET ATL	01/14/26 22:07
Total/NA	Prep	3050B			107663	BR	EET ATL	01/14/26 11:05
Total/NA	Analysis	6010D		1	109366	DS	EET ATL	01/22/26 07:24
Total/NA	Prep	3050B			107663	BR	EET ATL	01/14/26 11:05
Total/NA	Analysis	6010D		1	109956	MT	EET ATL	01/23/26 19:50
Total/NA	Prep	3050B			107663	BR	EET ATL	01/14/26 11:05
Total/NA	Analysis	6010D		50	109956	MT	EET ATL	01/23/26 20:26
Total/NA	Prep	3050B			107663	BR	EET ATL	01/14/26 11:05
Total/NA	Analysis	6010D		1	109978	MT	EET ATL	01/25/26 13:55
Total/NA	Prep	3050B			107663	BR	EET ATL	01/14/26 11:05
Total/NA	Analysis	6010D		1	110105	DS	EET ATL	01/26/26 14:51

Laboratory References:

EET ATL = Eurofins Atlanta, 3080 Presidential Dr, Atlanta, GA 30340, TEL (770)457-8177

Method: 6010D - Metals (ICP)

Lab Sample ID: MB 705-107663/1-A — **Client Sample ID: Method Blank**
Matrix: Solid — **Prep Type: Total/NA**
Analysis Batch: 107895 — **Prep Batch: 107663**

Analyte	MB Result	MB Qualifier	RL	MDL	Unit	D	Prepared	Analyzed	Dil Fac
Aluminum	<4.1		50	4.1	mg/Kg		01/14/26 11:05	01/14/26 20:33	1
Antimony	<0.40		2.5	0.40	mg/Kg		01/14/26 11:05	01/14/26 20:33	1
Arsenic	<0.47		2.5	0.47	mg/Kg		01/14/26 11:05	01/14/26 20:33	1
Barium	<0.39		5.0	0.39	mg/Kg		01/14/26 11:05	01/14/26 20:33	1
Beryllium	<0.11		2.5	0.11	mg/Kg		01/14/26 11:05	01/14/26 20:33	1
Boron	<1.8		25	1.8	mg/Kg		01/14/26 11:05	01/14/26 20:33	1
Cadmium	<0.11		2.5	0.11	mg/Kg		01/14/26 11:05	01/14/26 20:33	1
Calcium	<29		50	29	mg/Kg		01/14/26 11:05	01/14/26 20:33	1
Chromium	<0.34		2.5	0.34	mg/Kg		01/14/26 11:05	01/14/26 20:33	1
Cobalt	<0.14		2.5	0.14	mg/Kg		01/14/26 11:05	01/14/26 20:33	1
Copper	<0.31		2.5	0.31	mg/Kg		01/14/26 11:05	01/14/26 20:33	1
Iron	<7.7		50	7.7	mg/Kg		01/14/26 11:05	01/14/26 20:33	1
Lead	<0.41		5.0	0.41	mg/Kg		01/14/26 11:05	01/14/26 20:33	1
Magnesium	2.31	J	50	2.2	mg/Kg		01/14/26 11:05	01/14/26 20:33	1
Manganese	<0.11		5.0	0.11	mg/Kg		01/14/26 11:05	01/14/26 20:33	1
Molybdenum	<0.32		5.0	0.32	mg/Kg		01/14/26 11:05	01/14/26 20:33	1
Nickel	<0.96		5.0	0.96	mg/Kg		01/14/26 11:05	01/14/26 20:33	1
Phosphorus	<2.5		25	2.5	mg/Kg		01/14/26 11:05	01/14/26 20:33	1
Potassium	<31		100	31	mg/Kg		01/14/26 11:05	01/14/26 20:33	1
Selenium	<0.70		3.5	0.70	mg/Kg		01/14/26 11:05	01/14/26 20:33	1
Silver	<0.090		2.5	0.090	mg/Kg		01/14/26 11:05	01/14/26 20:33	1
Sodium	<28		100	28	mg/Kg		01/14/26 11:05	01/14/26 20:33	1
Strontium	<1.0		5.0	1.0	mg/Kg		01/14/26 11:05	01/14/26 20:33	1
Thallium	<0.65		1.0	0.65	mg/Kg		01/14/26 11:05	01/14/26 20:33	1
Tin	<1.6		5.0	1.6	mg/Kg		01/14/26 11:05	01/14/26 20:33	1
Titanium	<0.14		5.0	0.14	mg/Kg		01/14/26 11:05	01/14/26 20:33	1
Vanadium	<0.10		5.0	0.10	mg/Kg		01/14/26 11:05	01/14/26 20:33	1
Zinc	<1.8		5.0	1.8	mg/Kg		01/14/26 11:05	01/14/26 20:33	1

Lab Sample ID: MB 705-107663/1-A — **Client Sample ID: Method Blank**
Matrix: Solid — **Prep Type: Total/NA**
Analysis Batch: 109366 — **Prep Batch: 107663**

Analyte	MB Result	MB Qualifier	RL	MDL	Unit	D	Prepared	Analyzed	Dil Fac
Lithium	<0.11		5.0	0.11	mg/Kg		01/14/26 11:05	01/21/26 19:34	1

Lab Sample ID: LCS 705-107663/2-A — **Client Sample ID: Lab Control Sample**
Matrix: Solid — **Prep Type: Total/NA**
Analysis Batch: 107895 — **Prep Batch: 107663**

Analyte	Spike Added	LCS Result	LCS Qualifier	Unit	D	%Rec	%Rec Limits
Aluminum	500	464		mg/Kg		93	80 - 120
Antimony	50.0	47.9	^+	mg/Kg		96	80 - 120
Arsenic	50.0	47.1		mg/Kg		94	80 - 120
Barium	50.0	49.6		mg/Kg		99	80 - 120
Beryllium	50.0	47.7		mg/Kg		95	80 - 120
Boron	50.0	46.0		mg/Kg		92	80 - 120
Cadmium	50.0	47.2		mg/Kg		94	80 - 120
Calcium	500	478		mg/Kg		96	80 - 120

Method: 6010D - Metals (ICP) (Continued)

Lab Sample ID: LCS 705-107663/2-A — **Client Sample ID: Lab Control Sample**
Matrix: Solid — **Prep Type: Total/NA**
Analysis Batch: 107895 — **Prep Batch: 107663**

Analyte	Spike Added	LCS Result	LCS Qualifier	Unit	D	%Rec	%Rec Limits
Chromium	50.0	49.7		mg/Kg		99	80 - 120
Cobalt	50.0	49.7		mg/Kg		99	80 - 120
Copper	50.0	47.8		mg/Kg		96	80 - 120
Iron	500	504	^+	mg/Kg		101	80 - 120
Lead	50.0	49.3	^+	mg/Kg		99	80 - 120
Magnesium	500	480		mg/Kg		96	80 - 120
Manganese	50.0	48.9		mg/Kg		98	80 - 120
Molybdenum	50.0	49.1		mg/Kg		98	80 - 120
Nickel	50.0	45.1		mg/Kg		90	80 - 120
Phosphorus	50.0	46.4		mg/Kg		93	80 - 120
Potassium	500	449		mg/Kg		90	80 - 120
Selenium	50.0	44.6	^+	mg/Kg		89	80 - 120
Silver	5.00	4.64		mg/Kg		93	80 - 120
Sodium	500	476		mg/Kg		95	80 - 120
Strontium	50.0	48.0	^+	mg/Kg		96	80 - 120
Thallium	50.0	46.1		mg/Kg		92	80 - 120
Tin	50.0	44.3		mg/Kg		89	80 - 120
Titanium	50.0	49.6		mg/Kg		99	80 - 120
Vanadium	50.0	49.1		mg/Kg		98	80 - 120
Zinc	50.0	43.0		mg/Kg		86	80 - 120

Lab Sample ID: LCS 705-107663/2-A — **Client Sample ID: Lab Control Sample**
Matrix: Solid — **Prep Type: Total/NA**
Analysis Batch: 109366 — **Prep Batch: 107663**

Analyte	Spike Added	LCS Result	LCS Qualifier	Unit	D	%Rec	%Rec Limits
Lithium	50.0	58.5		mg/Kg		117	80 - 120

Lab Sample ID: 705-54576-A-1-B MS — **Client Sample ID: Matrix Spike**
Matrix: Solid — **Prep Type: Total/NA**
Analysis Batch: 107895 — **Prep Batch: 107663**

Analyte	Sample Result	Sample Qualifier	Spike Added	MS Result	MS Qualifier	Unit	D	%Rec	%Rec Limits
Aluminum	11000	E	331	12200	E 4	mg/Kg	☼	396	75 - 125
Antimony	<0.26	F1 ^+	33.1	13.7	F1 ^+	mg/Kg	☼	41	75 - 125
Arsenic	<0.31		33.1	29.0		mg/Kg	☼	88	75 - 125
Barium	46	F1	33.1	68.3	F1	mg/Kg	☼	67	75 - 125
Beryllium	0.32	J	33.1	30.0		mg/Kg	☼	90	75 - 125
Boron	<1.2		33.1	29.8		mg/Kg	☼	90	75 - 125
Cadmium	<0.073		33.1	30.1		mg/Kg	☼	91	75 - 125
Calcium	1700		331	2580	4	mg/Kg	☼	263	75 - 125
Chromium	420		33.1	562	4	mg/Kg	☼	415	75 - 125
Cobalt	69	F1	33.1	128	F1	mg/Kg	☼	177	75 - 125
Copper	200		33.1	284	4	mg/Kg	☼	251	75 - 125
Iron	12000	E ^+	331	13400	E 4 ^+	mg/Kg	☼	500	75 - 125
Lead	2.0	J ^+	33.1	31.2	^+	mg/Kg	☼	88	75 - 125
Magnesium	7300	E B	331	7910	E 4	mg/Kg	☼	179	75 - 125
Manganese	240		33.1	409	4	mg/Kg	☼	500	75 - 125
Molybdenum	1.0	J	33.1	29.0		mg/Kg	☼	85	75 - 125

Method: 6010D - Metals (ICP) (Continued)

Lab Sample ID: 705-54576-A-1-B MS — **Client Sample ID: Matrix Spike**
Matrix: Solid — **Prep Type: Total/NA**
Analysis Batch: 107895 — **Prep Batch: 107663**

Analyte	Sample Result	Sample Qualifier	Spike Added	MS Result	MS Qualifier	Unit	D	%Rec	%Rec Limits
Nickel	290		33.1	349	4	mg/Kg	☼	165	75 - 125
Phosphorus	230		33.1	351	4	mg/Kg	☼	371	75 - 125
Potassium	72		331	403		mg/Kg	☼	100	75 - 125
Selenium	<0.46	F1 ^+	33.1	25.6	^+	mg/Kg	☼	78	75 - 125
Silver	<0.060		3.31	3.09		mg/Kg	☼	93	75 - 125
Sodium	190		331	485		mg/Kg	☼	88	75 - 125
Strontium	6.5	^+	33.1	36.1	^+	mg/Kg	☼	89	75 - 125
Thallium	<0.43	F1 L	33.1	21.3	F1	mg/Kg	☼	64	75 - 125
Tin	<1.1	F1	33.1	25.3		mg/Kg	☼	76	75 - 125
Titanium	490		33.1	557	4	mg/Kg	☼	194	75 - 125
Vanadium	41		33.1	80.8		mg/Kg	☼	121	75 - 125
Zinc	21		33.1	48.3		mg/Kg	☼	83	75 - 125

Lab Sample ID: 705-54576-A-1-C MSD — **Client Sample ID: Matrix Spike Duplicate**
Matrix: Solid — **Prep Type: Total/NA**
Analysis Batch: 107895 — **Prep Batch: 107663**

Analyte	Sample Result	Sample Qualifier	Spike Added	MSD Result	MSD Qualifier	Unit	D	%Rec	%Rec Limits	RPD	RPD Limit
Aluminum	11000	E	331	11500	E 4	mg/Kg	☼	162	75 - 125	7	20
Antimony	<0.26	F1 ^+	33.1	13.3	^+ F1	mg/Kg	☼	40	75 - 125	3	20
Arsenic	<0.31		33.1	26.2		mg/Kg	☼	79	75 - 125	10	20
Barium	46	F1	33.1	68.3	F1	mg/Kg	☼	66	75 - 125	0	20
Beryllium	0.32	J	33.1	28.9		mg/Kg	☼	86	75 - 125	4	20
Boron	<1.2		33.1	27.8		mg/Kg	☼	84	75 - 125	7	20
Cadmium	<0.073		33.1	28.7		mg/Kg	☼	87	75 - 125	5	20
Calcium	1700		331	2430	4	mg/Kg	☼	217	75 - 125	6	20
Chromium	420		33.1	535	4	mg/Kg	☼	333	75 - 125	5	20
Cobalt	69	F1	33.1	133	F1	mg/Kg	☼	195	75 - 125	4	20
Copper	200		33.1	272	4	mg/Kg	☼	215	75 - 125	4	20
Iron	12000	E ^+	331	13200	E 4 ^+	mg/Kg	☼	427	75 - 125	2	20
Lead	2.0	J ^+	33.1	29.6	^+	mg/Kg	☼	83	75 - 125	5	20
Magnesium	7300	E B	331	7290	E 4	mg/Kg	☼	-9	75 - 125	8	20
Manganese	240		33.1	399	4	mg/Kg	☼	469	75 - 125	3	20
Molybdenum	1.0	J	33.1	28.4		mg/Kg	☼	83	75 - 125	2	20
Nickel	290		33.1	351	4	mg/Kg	☼	171	75 - 125	1	20
Phosphorus	230		33.1	329	4	mg/Kg	☼	303	75 - 125	7	20
Potassium	72		331	376		mg/Kg	☼	92	75 - 125	7	20
Selenium	<0.46	F1 ^+	33.1	22.7	^+ F1	mg/Kg	☼	69	75 - 125	12	20
Silver	<0.060		3.31	2.94		mg/Kg	☼	89	75 - 125	5	20
Sodium	190		331	471		mg/Kg	☼	84	75 - 125	3	20
Strontium	6.5	^+	33.1	34.6	^+	mg/Kg	☼	85	75 - 125	4	20
Thallium	<0.43	F1 L	33.1	20.5	F1	mg/Kg	☼	62	75 - 125	4	20
Tin	<1.1	F1	33.1	22.5	F1	mg/Kg	☼	68	75 - 125	11	20
Titanium	490		33.1	488	4	mg/Kg	☼	-13	75 - 125	13	20
Vanadium	41		33.1	76.3		mg/Kg	☼	107	75 - 125	6	20
Zinc	21		33.1	45.9		mg/Kg	☼	76	75 - 125	5	20

QC Association Summary

Client: Arcadis US Inc.
Project/Site: Plant McIntosh

Job ID: 705-54492-1

Metals

Prep Batch: 107663

Lab Sample ID	Client Sample ID	Prep Type	Matrix	Method	Prep Batch
705-54492-1	MCI-SB01-12-14	Total/NA	Solid	3050B	
705-54492-2	MCI-SB01-18-20	Total/NA	Solid	3050B	
705-54492-3	MCI-SB04-21-22	Total/NA	Solid	3050B	
705-54492-4	MCI-SB04-12-13	Total/NA	Solid	3050B	
705-54492-5	MCI-SB05-14-15	Total/NA	Solid	3050B	
705-54492-6	MCI-SB05-25-26	Total/NA	Solid	3050B	
705-54492-7	MCI-SB06-12-13	Total/NA	Solid	3050B	
705-54492-8	MCI-SB06-20-21	Total/NA	Solid	3050B	
705-54492-9	MCI-SB08-21-22	Total/NA	Solid	3050B	
705-54492-10	MCI-SB08-36-37	Total/NA	Solid	3050B	
705-54492-11	MCI-Dup01	Total/NA	Solid	3050B	
MB 705-107663/1-A	Method Blank	Total/NA	Solid	3050B	
LCS 705-107663/2-A	Lab Control Sample	Total/NA	Solid	3050B	
705-54576-A-1-B MS	Matrix Spike	Total/NA	Solid	3050B	
705-54576-A-1-C MSD	Matrix Spike Duplicate	Total/NA	Solid	3050B	

Analysis Batch: 107895

Lab Sample ID	Client Sample ID	Prep Type	Matrix	Method	Prep Batch
705-54492-1	MCI-SB01-12-14	Total/NA	Solid	6010D	107663
705-54492-2	MCI-SB01-18-20	Total/NA	Solid	6010D	107663
705-54492-3	MCI-SB04-21-22	Total/NA	Solid	6010D	107663
705-54492-4	MCI-SB04-12-13	Total/NA	Solid	6010D	107663
705-54492-5	MCI-SB05-14-15	Total/NA	Solid	6010D	107663
705-54492-6	MCI-SB05-25-26	Total/NA	Solid	6010D	107663
705-54492-7	MCI-SB06-12-13	Total/NA	Solid	6010D	107663
705-54492-8	MCI-SB06-20-21	Total/NA	Solid	6010D	107663
705-54492-9	MCI-SB08-21-22	Total/NA	Solid	6010D	107663
705-54492-10	MCI-SB08-36-37	Total/NA	Solid	6010D	107663
705-54492-11	MCI-Dup01	Total/NA	Solid	6010D	107663
MB 705-107663/1-A	Method Blank	Total/NA	Solid	6010D	107663
LCS 705-107663/2-A	Lab Control Sample	Total/NA	Solid	6010D	107663
705-54576-A-1-B MS	Matrix Spike	Total/NA	Solid	6010D	107663
705-54576-A-1-C MSD	Matrix Spike Duplicate	Total/NA	Solid	6010D	107663

Analysis Batch: 109366

Lab Sample ID	Client Sample ID	Prep Type	Matrix	Method	Prep Batch
705-54492-1	MCI-SB01-12-14	Total/NA	Solid	6010D	107663
705-54492-2	MCI-SB01-18-20	Total/NA	Solid	6010D	107663
705-54492-3	MCI-SB04-21-22	Total/NA	Solid	6010D	107663
705-54492-4	MCI-SB04-12-13	Total/NA	Solid	6010D	107663
705-54492-5	MCI-SB05-14-15	Total/NA	Solid	6010D	107663
705-54492-6	MCI-SB05-25-26	Total/NA	Solid	6010D	107663
705-54492-7	MCI-SB06-12-13	Total/NA	Solid	6010D	107663
705-54492-8	MCI-SB06-20-21	Total/NA	Solid	6010D	107663
705-54492-9	MCI-SB08-21-22	Total/NA	Solid	6010D	107663
705-54492-10	MCI-SB08-36-37	Total/NA	Solid	6010D	107663
705-54492-11	MCI-Dup01	Total/NA	Solid	6010D	107663
MB 705-107663/1-A	Method Blank	Total/NA	Solid	6010D	107663
LCS 705-107663/2-A	Lab Control Sample	Total/NA	Solid	6010D	107663

QC Association Summary

Client: Arcadis US Inc.
Project/Site: Plant McIntosh

Job ID: 705-54492-1

Metals

Analysis Batch: 109956

Lab Sample ID	Client Sample ID	Prep Type	Matrix	Method	Prep Batch
705-54492-1	MCI-SB01-12-14	Total/NA	Solid	6010D	107663
705-54492-1	MCI-SB01-12-14	Total/NA	Solid	6010D	107663
705-54492-2	MCI-SB01-18-20	Total/NA	Solid	6010D	107663
705-54492-2	MCI-SB01-18-20	Total/NA	Solid	6010D	107663
705-54492-3	MCI-SB04-21-22	Total/NA	Solid	6010D	107663
705-54492-4	MCI-SB04-12-13	Total/NA	Solid	6010D	107663
705-54492-4	MCI-SB04-12-13	Total/NA	Solid	6010D	107663
705-54492-5	MCI-SB05-14-15	Total/NA	Solid	6010D	107663
705-54492-5	MCI-SB05-14-15	Total/NA	Solid	6010D	107663
705-54492-6	MCI-SB05-25-26	Total/NA	Solid	6010D	107663
705-54492-6	MCI-SB05-25-26	Total/NA	Solid	6010D	107663
705-54492-7	MCI-SB06-12-13	Total/NA	Solid	6010D	107663
705-54492-7	MCI-SB06-12-13	Total/NA	Solid	6010D	107663
705-54492-8	MCI-SB06-20-21	Total/NA	Solid	6010D	107663
705-54492-8	MCI-SB06-20-21	Total/NA	Solid	6010D	107663
705-54492-9	MCI-SB08-21-22	Total/NA	Solid	6010D	107663
705-54492-9	MCI-SB08-21-22	Total/NA	Solid	6010D	107663
705-54492-10	MCI-SB08-36-37	Total/NA	Solid	6010D	107663
705-54492-10	MCI-SB08-36-37	Total/NA	Solid	6010D	107663
705-54492-11	MCI-Dup01	Total/NA	Solid	6010D	107663
705-54492-11	MCI-Dup01	Total/NA	Solid	6010D	107663

Analysis Batch: 109975

Lab Sample ID	Client Sample ID	Prep Type	Matrix	Method	Prep Batch
705-54492-1	MCI-SB01-12-14	Total/NA	Solid	6010D	107663
705-54492-5	MCI-SB05-14-15	Total/NA	Solid	6010D	107663

Analysis Batch: 109978

Lab Sample ID	Client Sample ID	Prep Type	Matrix	Method	Prep Batch
705-54492-1	MCI-SB01-12-14	Total/NA	Solid	6010D	107663
705-54492-2	MCI-SB01-18-20	Total/NA	Solid	6010D	107663
705-54492-3	MCI-SB04-21-22	Total/NA	Solid	6010D	107663
705-54492-4	MCI-SB04-12-13	Total/NA	Solid	6010D	107663
705-54492-5	MCI-SB05-14-15	Total/NA	Solid	6010D	107663
705-54492-6	MCI-SB05-25-26	Total/NA	Solid	6010D	107663
705-54492-7	MCI-SB06-12-13	Total/NA	Solid	6010D	107663
705-54492-8	MCI-SB06-20-21	Total/NA	Solid	6010D	107663
705-54492-9	MCI-SB08-21-22	Total/NA	Solid	6010D	107663
705-54492-10	MCI-SB08-36-37	Total/NA	Solid	6010D	107663
705-54492-11	MCI-Dup01	Total/NA	Solid	6010D	107663

Analysis Batch: 110105

Lab Sample ID	Client Sample ID	Prep Type	Matrix	Method	Prep Batch
705-54492-4	MCI-SB04-12-13	Total/NA	Solid	6010D	107663
705-54492-9	MCI-SB08-21-22	Total/NA	Solid	6010D	107663
705-54492-11	MCI-Dup01	Total/NA	Solid	6010D	107663

QC Association Summary

Client: Arcadis US Inc.
Project/Site: Plant McIntosh

Job ID: 705-54492-1

General Chemistry

Analysis Batch: 107980

Lab Sample ID	Client Sample ID	Prep Type	Matrix	Method	Prep Batch
705-54492-10	MCI-SB08-36-37	Total/NA	Solid	D 2216	
705-54492-11	MCI-Dup01	Total/NA	Solid	D 2216	

Analysis Batch: 107996

Lab Sample ID	Client Sample ID	Prep Type	Matrix	Method	Prep Batch
705-54492-6	MCI-SB05-25-26	Total/NA	Solid	D 2216	
705-54492-7	MCI-SB06-12-13	Total/NA	Solid	D 2216	
705-54492-8	MCI-SB06-20-21	Total/NA	Solid	D 2216	
705-54492-9	MCI-SB08-21-22	Total/NA	Solid	D 2216	

Analysis Batch: 108034

Lab Sample ID	Client Sample ID	Prep Type	Matrix	Method	Prep Batch
705-54492-2	MCI-SB01-18-20	Total/NA	Solid	D 2216	
705-54492-3	MCI-SB04-21-22	Total/NA	Solid	D 2216	
705-54492-4	MCI-SB04-12-13	Total/NA	Solid	D 2216	
705-54492-5	MCI-SB05-14-15	Total/NA	Solid	D 2216	

Analysis Batch: 108057

Lab Sample ID	Client Sample ID	Prep Type	Matrix	Method	Prep Batch
705-54492-1	MCI-SB01-12-14	Total/NA	Solid	D 2216	

Accreditation/Certification Summary

Client: Arcadis US Inc.
Project/Site: Plant McIntosh

Job ID: 705-54492-1

Laboratory: Eurofins Atlanta

Unless otherwise noted, all analytes for this laboratory were covered under each accreditation/certification below.

Authority	Program	Identification Number	Expiration Date
Florida	NELAP	E87582	06-30-26

The following analytes are included in this report, but the laboratory is not certified by the governing authority. This list may include analytes for which the agency does not offer certification.

Analysis Method	Prep Method	Matrix	Analyte
6010D	3050B	Solid	Boron
6010D	3050B	Solid	Strontium
D 2216		Solid	Percent Moisture

Georgia	State	E87582	06-30-26

The following analytes are included in this report, but the laboratory is not certified by the governing authority. This list may include analytes for which the agency does not offer certification.

Analysis Method	Prep Method	Matrix	Analyte
6010D	3050B	Solid	Boron
6010D	3050B	Solid	Lithium
6010D	3050B	Solid	Strontium
D 2216		Solid	Percent Moisture

eurofins | Environment Testing

ANALYTICAL REPORT

PREPARED FOR

Attn: Adam Dettmer
Arcadis US Inc.
1100 Superior Ave
Suite 1250
Cleveland, Ohio 44114

Generated 3/6/2026 1:54:59 PM Revision 2

JOB DESCRIPTION

Plant McIntosh

JOB NUMBER

705-54498-1

Eurofins Atlanta
3080 Presidential Dr
Atlanta GA 30340

See page two for job notes and contact information.

my EOL

Eurofins Atlanta

Job Notes

The test results in this report relate only to the samples as received by the laboratory and will meet all requirements of the methodology, with any exceptions noted. This report shall not be reproduced except in full, without the express written approval of the laboratory. All questions should be directed to the Eurofins Environment Testing Southeast, LLC Project Manager.

Authorization

Generated
3/6/2026 1:54:59 PM
Revision 2

Authorized for release by
David Fuller, Project Manager
David.Fuller@et.eurofinsus.com
(770)344-8986

Table of Contents

Cover Page 1
Table of Contents 3
Sample Summary 4
Chain of Custody 5
Receipt Checklists 6
Definitions/Glossary 7
Case Narrative 8
Detection Summary 10
Client Sample Results 13
Method Summary 18
Lab Chronicle 19
QC Sample Results 21
QC Association Summary 28
Certification Summary 31

Sample Summary

Client: Arcadis US Inc.
Project/Site: Plant McIntosh

Job ID: 705-54498-1

Lab Sample ID	Client Sample ID	Matrix	Collected	Received	Sample Origin
705-54498-1	MC1-VAP01-PACK-23-26	Water	01/09/26 11:00	01/13/26 10:00	Georgia (St)
705-54498-2	MC1-VAP04-PACK-24-27	Water	01/10/26 10:25	01/13/26 10:00	Georgia (St)
705-54498-3	MC1-DUP01-PACK	Water	01/10/26 00:00	01/13/26 10:00	Georgia (St)
705-54498-4	MCI-VAP08-PACK-31-34	Water	01/10/26 18:00	01/13/26 10:00	Georgia (St)
705-54498-5	MCI-VAP06-PACK-24-27	Water	01/11/26 13:25	01/13/26 10:00	Georgia (St)
705-54498-6	MCI-VAP05-PACK-25-28	Water	01/12/26 10:05	01/13/26 10:00	Georgia (St)

Eurofins Atlanta
3080 Presidential Dr
Atlanta, GA 30340
Phone (770) 457-8177

Chain of Custody Record

eurofins | Environment Testing

Client Information	Sampler: Perry Studebaker	Lab PM: Fuller, David	Carrier Tracking No(s):	COC No: 705-20942-9978 1
Client Contact: Adam Dettmer	Phone: 770-547-8501	E-Mail: David Fuller@et.eurofinsus.com	State of Origin:	Page: Page 1 of 2
Company: Arcadis US Inc.	PWSID:			Job #:
Address: 1100 Superior Ave Suite 1250	Due Date Requested			
City: Cleveland	TAT Requested (days): standard			
State Zip: OH, 44114	Compliance Project: Δ Yes Δ No			
Phone:	PO #: Purchase Order Requested			
Email: Adam Dettmer@arcadis.com	WO #:			
Project Name: Plant McIntosh	Project #: 70505860			
Site:	SSOW#:			

Analysis Requested

Preservation Codes
N - None
D - HNO3

705-54498 COC

Other:

Sample Identification	Sample Date	Sample Time	Sample Type (C=Comp, G=grab)	Matrix (W=water S=solid, O=waste/oil, BT=Tissue, A=Air DW=Drinking Water)	Field Filtered Sample (Yes or No)	Perform MS/MSD (Yes or No)	300_ORGFM_28D - 2320B- Chloride, Fluoride, Sulfate, Alk.	6010D - App III Metals + Li, Mg, K, Na	6010D - Diss App III Metals + Li,Mg,K, Na (FF)	2540C_Calcd - Solids, Total Dissolved (TDS)	Total Number of containers	Special Instructions/Note:
			Preservation Code:				N	D	D	N		
MCI-VAP01-PACK-23-26	1/9/26	1100	G	W	X	X	X	X	X	X	12	
MCI-VAP04-PACK-24-27	1/10/26	1025	G	W	X	X	X	X	X	X	4	
MCI-DUP01-PACK	1/10/26	—	G	W	X	X	X	X	X	X	4	
MCI-VAP08-PACK-31-34	1/10/26	1800	G	W	X	X	X	X	X	X	4	
MCI-VAP06-PACK-24-27	1/11/26	1325	G	W	X	X	X	X	X	X	4	
MCI-VAP06-PACK-25-28	1/12/26	1005	G	W	X	X	X	X	X	X		

Possible Hazard Identification
☐ Non-Hazard ☐ Flammable ☐ Skin Irritant ☐ Poison B ☐ Unknown ☐ Radiological

Sample Disposal (A fee may be assessed if samples are retained longer than 1 month)
☐ Return To Client ☐ Disposal By Lab ☐ Archive For _____ Months

Deliverable Requested I, II, III, IV, Other (specify)

Special Instructions/QC Requirements

Empty Kit Relinquished by:	Date	Time:	Method of Shipment: Fedex

Relinquished by	Date/Time	Company	Received by	Date/Time	Company
Perry Studebaker	1/12/26 1530	Arcadis	[illegible]	1/13/26 10:00	

Custody Seals Intact: Δ Yes Δ No	Custody Seal No	Cooler Temperature(s) °C and Other Remarks. 4.1 #2665

Ver: 05/06/2024

Login Sample Receipt Checklist

Client: Arcadis US Inc.

Job Number: 705-54498-1

Login Number: 54498
List Number: 1
Creator: Ceclu, Rodica

List Source: Eurofins Atlanta

Question	Answer	Comment
The cooler's custody seal, if present, is intact.	True	
The cooler does not appear to have been compromised or tampered with.	True	
Samples were received on ice.	True	
Cooler Temperature is acceptable.	True	
Cooler Temperature is recorded.	True	
COC present.	True	
COC is filled out in ink and legible.	True	
COC is filled out with all pertinent information.	True	
Sample custody seals, if present, are intact.	True	
Sample collection date/times are provided.	True	
The samples do not appear to have been compromised or tampered with.	True	
Containers are not broken or leaking.	True	
There are no discrepancies between the containers received and the COC.	True	
Sample containers have legible labels.	True	
Appropriate sample containers were rec'd and sufficient volume for all analyses.	True	
Samples are received within Holding Time (excluding tests with immediate HTs).	True	
Containers requiring zero headspace have no headspace or bubble is <6mm (1/4").	N/A	
Is there sufficient air space in bottle for bacteriological analysis.	True	

Definitions/Glossary

Client: Arcadis US Inc.
Project/Site: Plant McIntosh

Job ID: 705-54498-1

Qualifiers

HPLC/IC

Qualifier	Qualifier Description
F1	MS and/or MSD recovery exceeds control limits.
J	Result is less than the RL but greater than or equal to the MDL and the concentration is an approximate value.

Metals

Qualifier	Qualifier Description
4	MS, MSD: The analyte present in the original sample is greater than 4 times the matrix spike concentration; therefore, control limits are not applicable.
B	Compound was found in the blank and sample.
F1	MS and/or MSD recovery exceeds control limits.
F2	MS/MSD RPD exceeds control limits
J	Result is less than the RL but greater than or equal to the MDL and the concentration is an approximate value.

Glossary

Abbreviation	These commonly used abbreviations may or may not be present in this report.
☼	Listed under the "D" column to designate that the result is reported on a dry weight basis
%R	Percent Recovery
CFL	Contains Free Liquid
CFU	Colony Forming Unit
CNF	Contains No Free Liquid
DER	Duplicate Error Ratio (normalized absolute difference)
Dil Fac	Dilution Factor
DL	Detection Limit (DoD/DOE)
DL, RA, RE, IN	Indicates a Dilution, Re-analysis, Re-extraction, or additional Initial metals/anion analysis of the sample
DLC	Decision Level Concentration (Radiochemistry)
EDL	Estimated Detection Limit (Dioxin)
LOD	Limit of Detection (DoD/DOE)
LOQ	Limit of Quantitation (DoD/DOE)
MCL	EPA recommended "Maximum Contaminant Level"
MDA	Minimum Detectable Activity (Radiochemistry)
MDC	Minimum Detectable Concentration (Radiochemistry)
MDL	Method Detection Limit
ML	Minimum Level (Dioxin)
MPN	Most Probable Number
MQL	Method Quantitation Limit
NC	Not Calculated
ND	Not Detected at the reporting limit (or MDL or EDL if shown)
NEG	Negative / Absent
POS	Positive / Present
PQL	Practical Quantitation Limit
PRES	Presumptive
QC	Quality Control
RER	Relative Error Ratio (Radiochemistry)
RL	Reporting Limit or Requested Limit (Radiochemistry)
RPD	Relative Percent Difference, a measure of the relative difference between two points
TEF	Toxicity Equivalent Factor (Dioxin)
TEQ	Toxicity Equivalent Quotient (Dioxin)
TNTC	Too Numerous To Count

Job Narrative
705-54498-1

Revision 2
The report being provided is a revision of the original report sent on 1/28/2026. The report is being revised again in order to add Total & Dissolved Iron & Manganese to be reported for these samples.

Report revision history
Revision 1 - 2/13/2026 - Reason - in order to add Aluminum to the metals list reported and to correct the Client Sample ID for the 6th sample in this submittal.

The analytical test results presented in this report meet all requirements of the associated regulatory program listed on the Accreditation/Certification Summary Page, unless otherwise noted. Data qualifiers and/or narrative comments are included to explain any exceptions, if applicable. Regulated compliance samples (e.g. SDWA, NPDES) must comply with associated agency requirements/permits.

- Matrix-specific batch QC (e.g., MS, MSD, SD) may not be reported when insufficient sample volume is available or when site-specific QC samples are not submitted. In such cases, a Laboratory Control Sample Duplicate (LCSD) may be analyzed to provide precision data for the batch.
- For samples analyzed using surrogate and/or isotope dilution analytes, any recoveries falling outside of established acceptance criteria are re-prepared and/or re-analyzed to confirm results, unless the deviation is due to sample dilution or otherwise explained in the case narrative.

Receipt
The samples were received on 1/13/2026 10:00 AM. Unless otherwise noted below, the samples arrived in good condition, and, where required, properly preserved and on ice. The temperature of the cooler at receipt time was 4.1°C.

HPLC/IC
Method 300.0: The matrix spike / matrix spike duplicate (MS/MSD) recoveries for analytical batch 705-107723 were outside control limits for one or more analytes. See QC Sample Results for detail. Sample matrix interference and/or non-homogeneity are suspected because the associated laboratory control sample (LCS) recovery is within acceptance limits.

No additional analytical or quality issues were noted, other than those described above or in the Definitions/ Glossary page.

Metals
Method 6010D: MS, MSD; The analyte present in the original sample is greater than 4 times the matrix spike concentration; therefore, control limits are not applicable: MC1-VAP01-PACK-23-26 (705-54498-1[MS]) and MC1-VAP01-PACK-23-26 (705-54498-1[MSD])

Method 6010D: The method blank for preparation batch 705-107626 and analytical batch 705-108174 contained Sodium above the method detection limit. This target analyte concentration was less than the reporting limit (RL) in the method blank; therefore, re-extraction and/or re-analysis of samples was not performed.

Method 6010D: The matrix spike / matrix spike duplicate (MS/MSD) recoveries for preparation batch 705-107626 and analytical batch 705-108185 were outside control limits. Sample matrix interference is suspected because the associated laboratory control sample (LCS) recovery was within acceptance limits. The PDS passed.

Method 6010D: The matrix spike / matrix spike duplicate (MS/MSD) recoveries for preparation batch 705-107626 and analytical batch 705-108174 were outside control limits for one or more analytes. See QC Sample Results for detail. Sample matrix interference and/or non-homogeneity are suspected because the associated laboratory control sample (LCS) recovery is within acceptance limits.

Method 6010D - Dissolved: The matrix spike / matrix spike duplicate (MS/MSD) recoveries for analytical batch 705-108618 were outside control limits. Sample matrix interference is suspected because the associated laboratory control sample (LCS) recovery was within acceptance limits.

Method 6010D - Dissolved: MS/MSD outside acceptance criteria for Calcium. The analyte is 4x the spike amount and therefore no qualification is necessary and acceptance criteria does not apply: MC1-VAP01-PACK-23-26 (705-54498-1), MC1-VAP01-PACK-23-26 (705-54498-1[MS]), MC1-VAP01-PACK-23-26 (705-54498-1[MSD]), MC1-VAP04-PACK-24-27 (705-54498-2), MC1-DUP01-PACK (705-54498-3), MCI-VAP08-PACK-31-34 (705-54498-4) and MCI-VAP06-PACK-24-27 (705-54498-5)

Job ID: 705-54498-1 (Continued) Eurofins Atlanta

Method 6010D - Dissolved: The method blank for preparation batch 705-107659 and analytical batch 705-108618 contained Sodium, Dissolved above the method detection limit. This target analyte concentration was less than the reporting limit (RL) in the method blank; therefore, re-extraction and/or re-analysis of samples was not performed.

Method 6010D - Dissolved: The matrix spike / matrix spike duplicate (MS/MSD) recoveries for analytical batch 705-109968 were outside control limits. Sample matrix interference is suspected because the associated laboratory control sample (LCS) recovery was within acceptance limits. MSSD passing

Method 6010D - Dissolved: The method blank for preparation batch 705-110106 and analytical batch 705-110423 contained Sodium, Dissolved above the method detection limit. This target analyte concentration was less than the reporting limit (RL) in the method blank; therefore, re-extraction and/or re-analysis of samples was not performed.

No additional analytical or quality issues were noted, other than those described above or in the Definitions/ Glossary page.

General Chemistry
No additional analytical or quality issues were noted, other than those described above or in the Definitions/ Glossary page.

Detection Summary

Client: Arcadis US Inc.
Project/Site: Plant McIntosh

Job ID: 705-54498-1

Client Sample ID: MC1-VAP01-PACK-23-26 — Lab Sample ID: 705-54498-1

Analyte	Result	Qualifier	RL	MDL	Unit	Dil Fac	D	Method	Prep Type
Chloride	13	F1	1.0	0.98	mg/L	1		300.0	Total/NA
Fluoride	0.22		0.20	0.081	mg/L	1		300.0	Total/NA
Sulfate	280	F1	10	7.7	mg/L	10		300.0	Total/NA
Aluminum	0.21		0.20	0.063	mg/L	1		6010D	Total/NA
Boron	3.3		0.050	0.026	mg/L	1		6010D	Total/NA
Calcium	140		0.10	0.038	mg/L	1		6010D	Total/NA
Iron	5.7		0.10	0.035	mg/L	1		6010D	Total/NA
Lithium	0.052	F1	0.020	0.0037	mg/L	1		6010D	Total/NA
Magnesium	8.2		0.10	0.036	mg/L	1		6010D	Total/NA
Manganese	1.3		0.015	0.0013	mg/L	1		6010D	Total/NA
Potassium	3.7		0.50	0.32	mg/L	1		6010D	Total/NA
Sodium	23	B	1.0	0.039	mg/L	1		6010D	Total/NA
Boron, Dissolved	3.4		0.050	0.026	mg/L	1		6010D	Dissolved
Calcium, Dissolved	150		0.10	0.038	mg/L	1		6010D	Dissolved
Iron, Dissolved	5.0	F1	0.10	0.035	mg/L	1		6010D	Dissolved
Lithium, Dissolved	0.048	F1	0.020	0.0037	mg/L	1		6010D	Dissolved
Magnesium, Dissolved	7.8	F1	0.10	0.036	mg/L	1		6010D	Dissolved
Manganese, Dissolved	1.2	F1	0.015	0.0013	mg/L	1		6010D	Dissolved
Potassium, Dissolved	3.4		0.50	0.32	mg/L	1		6010D	Dissolved
Sodium, Dissolved	22	F1 B	1.0	0.039	mg/L	1		6010D	Dissolved
Alkalinity	250		3.0	3.0	mg/L	1		2320B-2011	Total/NA
Total Dissolved Solids	650		10	10	mg/L	1		2540C - 2015	Total/NA

Client Sample ID: MC1-VAP04-PACK-24-27 — Lab Sample ID: 705-54498-2

Analyte	Result	Qualifier	RL	MDL	Unit	Dil Fac	D	Method	Prep Type
Chloride	9.1		1.0	0.98	mg/L	1		300.0	Total/NA
Fluoride	0.29		0.20	0.081	mg/L	1		300.0	Total/NA
Sulfate	160		10	7.7	mg/L	10		300.0	Total/NA
Aluminum	0.11	J	0.20	0.063	mg/L	1		6010D	Total/NA
Boron	2.6		0.050	0.026	mg/L	1		6010D	Total/NA
Calcium	100		0.10	0.038	mg/L	1		6010D	Total/NA
Iron	1.2		0.10	0.035	mg/L	1		6010D	Total/NA
Lithium	0.012	J	0.020	0.0037	mg/L	1		6010D	Total/NA
Magnesium	3.6		0.10	0.036	mg/L	1		6010D	Total/NA
Manganese	0.26		0.015	0.0013	mg/L	1		6010D	Total/NA
Potassium	2.7		0.50	0.32	mg/L	1		6010D	Total/NA
Sodium	16	B	1.0	0.039	mg/L	1		6010D	Total/NA
Boron, Dissolved	2.5		0.050	0.026	mg/L	1		6010D	Dissolved
Calcium, Dissolved	100		0.10	0.038	mg/L	1		6010D	Dissolved
Iron, Dissolved	0.61		0.10	0.035	mg/L	1		6010D	Dissolved
Lithium, Dissolved	0.011	J	0.020	0.0037	mg/L	1		6010D	Dissolved
Magnesium, Dissolved	3.4		0.10	0.036	mg/L	1		6010D	Dissolved
Manganese, Dissolved	0.25		0.015	0.0013	mg/L	1		6010D	Dissolved
Potassium, Dissolved	2.4		0.50	0.32	mg/L	1		6010D	Dissolved
Sodium, Dissolved	15	B	1.0	0.039	mg/L	1		6010D	Dissolved
Alkalinity	180		3.0	3.0	mg/L	1		2320B-2011	Total/NA
Total Dissolved Solids	420		10	10	mg/L	1		2540C - 2015	Total/NA

This Detection Summary does not include radiochemical test results.

Detection Summary

Client: Arcadis US Inc.
Project/Site: Plant McIntosh

Job ID: 705-54498-1

Client Sample ID: MC1-DUP01-PACK — Lab Sample ID: 705-54498-3

Analyte	Result	Qualifier	RL	MDL	Unit	Dil Fac	D	Method	Prep Type
Chloride	9.0		1.0	0.98	mg/L	1		300.0	Total/NA
Fluoride	0.28		0.20	0.081	mg/L	1		300.0	Total/NA
Sulfate	170		10	7.7	mg/L	10		300.0	Total/NA
Aluminum	0.091	J	0.20	0.063	mg/L	1		6010D	Total/NA
Boron	2.6		0.050	0.026	mg/L	1		6010D	Total/NA
Calcium	100		0.10	0.038	mg/L	1		6010D	Total/NA
Iron	1.1		0.10	0.035	mg/L	1		6010D	Total/NA
Lithium	0.010	J	0.020	0.0037	mg/L	1		6010D	Total/NA
Magnesium	3.6		0.10	0.036	mg/L	1		6010D	Total/NA
Manganese	0.26		0.015	0.0013	mg/L	1		6010D	Total/NA
Potassium	2.6		0.50	0.32	mg/L	1		6010D	Total/NA
Sodium	16	B	1.0	0.039	mg/L	1		6010D	Total/NA
Boron, Dissolved	2.5		0.050	0.026	mg/L	1		6010D	Dissolved
Calcium, Dissolved	110		0.10	0.038	mg/L	1		6010D	Dissolved
Iron, Dissolved	0.62		0.10	0.035	mg/L	1		6010D	Dissolved
Lithium, Dissolved	0.0071	J	0.020	0.0037	mg/L	1		6010D	Dissolved
Magnesium, Dissolved	3.4		0.10	0.036	mg/L	1		6010D	Dissolved
Manganese, Dissolved	0.25		0.015	0.0013	mg/L	1		6010D	Dissolved
Potassium, Dissolved	2.4		0.50	0.32	mg/L	1		6010D	Dissolved
Sodium, Dissolved	15	B	1.0	0.039	mg/L	1		6010D	Dissolved
Alkalinity	180		3.0	3.0	mg/L	1		2320B-2011	Total/NA
Total Dissolved Solids	420		10	10	mg/L	1		2540C - 2015	Total/NA

Client Sample ID: MCI-VAP08-PACK-31-34 — Lab Sample ID: 705-54498-4

Analyte	Result	Qualifier	RL	MDL	Unit	Dil Fac	D	Method	Prep Type
Chloride	9.9		1.0	0.98	mg/L	1		300.0	Total/NA
Fluoride	0.22		0.20	0.081	mg/L	1		300.0	Total/NA
Sulfate	40		1.0	0.77	mg/L	1		300.0	Total/NA
Aluminum	18		0.20	0.063	mg/L	1		6010D	Total/NA
Boron	0.42		0.050	0.026	mg/L	1		6010D	Total/NA
Calcium	55		0.10	0.038	mg/L	1		6010D	Total/NA
Iron	43		0.10	0.035	mg/L	1		6010D	Total/NA
Lithium	0.058		0.020	0.0037	mg/L	1		6010D	Total/NA
Magnesium	10		0.10	0.036	mg/L	1		6010D	Total/NA
Manganese	0.50		0.015	0.0013	mg/L	1		6010D	Total/NA
Potassium	8.9		0.50	0.32	mg/L	1		6010D	Total/NA
Sodium	8.9	B	1.0	0.039	mg/L	1		6010D	Total/NA
Boron, Dissolved	0.38		0.050	0.026	mg/L	1		6010D	Dissolved
Calcium, Dissolved	25		0.10	0.038	mg/L	1		6010D	Dissolved
Iron, Dissolved	1.3		0.10	0.035	mg/L	1		6010D	Dissolved
Lithium, Dissolved	0.025		0.020	0.0037	mg/L	1		6010D	Dissolved
Magnesium, Dissolved	3.2		0.10	0.036	mg/L	1		6010D	Dissolved
Manganese, Dissolved	0.10		0.015	0.0013	mg/L	1		6010D	Dissolved
Potassium, Dissolved	2.5		0.50	0.32	mg/L	1		6010D	Dissolved
Sodium, Dissolved	7.8	B	1.0	0.039	mg/L	1		6010D	Dissolved
Alkalinity	65		3.0	3.0	mg/L	1		2320B-2011	Total/NA
Total Dissolved Solids	260		10	10	mg/L	1		2540C - 2015	Total/NA

This Detection Summary does not include radiochemical test results.

Detection Summary

Client: Arcadis US Inc.
Project/Site: Plant McIntosh

Job ID: 705-54498-1

Client Sample ID: MCI-VAP06-PACK-24-27 — Lab Sample ID: 705-54498-5

Analyte	Result	Qualifier	RL	MDL	Unit	Dil Fac	D	Method	Prep Type
Chloride	12		1.0	0.98	mg/L	1		300.0	Total/NA
Fluoride	0.12	J	0.20	0.081	mg/L	1		300.0	Total/NA
Sulfate	12		1.0	0.77	mg/L	1		300.0	Total/NA
Aluminum	3.0		0.20	0.063	mg/L	1		6010D	Total/NA
Boron	0.22		0.050	0.026	mg/L	1		6010D	Total/NA
Calcium	8.7		0.10	0.038	mg/L	1		6010D	Total/NA
Iron	3.0		0.10	0.035	mg/L	1		6010D	Total/NA
Lithium	0.032		0.020	0.0037	mg/L	1		6010D	Total/NA
Magnesium	1.7		0.10	0.036	mg/L	1		6010D	Total/NA
Manganese	0.19		0.015	0.0013	mg/L	1		6010D	Total/NA
Potassium	3.4		0.50	0.32	mg/L	1		6010D	Total/NA
Sodium	9.2	B	1.0	0.039	mg/L	1		6010D	Total/NA
Boron, Dissolved	0.21		0.050	0.026	mg/L	1		6010D	Dissolved
Calcium, Dissolved	8.0		0.10	0.038	mg/L	1		6010D	Dissolved
Iron, Dissolved	1.1		0.10	0.035	mg/L	1		6010D	Dissolved
Lithium, Dissolved	0.025		0.020	0.0037	mg/L	1		6010D	Dissolved
Magnesium, Dissolved	1.3		0.10	0.036	mg/L	1		6010D	Dissolved
Manganese, Dissolved	0.11		0.015	0.0013	mg/L	1		6010D	Dissolved
Potassium, Dissolved	2.7		0.50	0.32	mg/L	1		6010D	Dissolved
Sodium, Dissolved	8.2	B	1.0	0.039	mg/L	1		6010D	Dissolved
Alkalinity	29		3.0	3.0	mg/L	1		2320B-2011	Total/NA
Total Dissolved Solids	77		10	10	mg/L	1		2540C - 2015	Total/NA

Client Sample ID: MCI-VAP05-PACK-25-28 — Lab Sample ID: 705-54498-6

Analyte	Result	Qualifier	RL	MDL	Unit	Dil Fac	D	Method	Prep Type
Chloride	8.1		1.0	0.98	mg/L	1		300.0	Total/NA
Fluoride	0.16	J	0.20	0.081	mg/L	1		300.0	Total/NA
Sulfate	180		10	7.7	mg/L	10		300.0	Total/NA
Aluminum	0.50		0.20	0.063	mg/L	1		6010D	Total/NA
Boron	3.3		0.050	0.026	mg/L	1		6010D	Total/NA
Calcium	29		0.10	0.038	mg/L	1		6010D	Total/NA
Iron	3.1		0.10	0.035	mg/L	1		6010D	Total/NA
Lithium	0.044		0.020	0.0037	mg/L	1		6010D	Total/NA
Magnesium	5.1		0.10	0.036	mg/L	1		6010D	Total/NA
Manganese	0.30		0.015	0.0013	mg/L	1		6010D	Total/NA
Potassium	7.2		0.50	0.32	mg/L	1		6010D	Total/NA
Sodium	26	B	1.0	0.039	mg/L	1		6010D	Total/NA
Boron, Dissolved	3.1		0.050	0.026	mg/L	1		6010D	Dissolved
Calcium, Dissolved	25		0.10	0.038	mg/L	1		6010D	Dissolved
Iron, Dissolved	1.9		0.10	0.035	mg/L	1		6010D	Dissolved
Lithium, Dissolved	0.034		0.020	0.0037	mg/L	1		6010D	Dissolved
Magnesium, Dissolved	4.5		0.10	0.036	mg/L	1		6010D	Dissolved
Manganese, Dissolved	0.27		0.015	0.0013	mg/L	1		6010D	Dissolved
Potassium, Dissolved	5.6		0.50	0.32	mg/L	1		6010D	Dissolved
Sodium, Dissolved	22	B	1.0	0.039	mg/L	1		6010D	Dissolved
Alkalinity	8.5		3.0	3.0	mg/L	1		2320B-2011	Total/NA
Total Dissolved Solids	250		10	10	mg/L	1		2540C - 2015	Total/NA

This Detection Summary does not include radiochemical test results.

Client Sample Results

Client: Arcadis US Inc.
Project/Site: Plant McIntosh

Job ID: 705-54498-1

Client Sample ID: MC1-VAP01-PACK-23-26

Lab Sample ID: 705-54498-1
Date Collected: 01/09/26 11:00
Matrix: Water
Date Received: 01/13/26 10:00

Method: EPA 300.0 - Anions, Ion Chromatography

Analyte	Result	Qualifier	RL	MDL	Unit	D	Prepared	Analyzed	Dil Fac
Chloride	13	F1	1.0	0.98	mg/L			01/14/26 13:12	1
Fluoride	0.22		0.20	0.081	mg/L			01/14/26 13:12	1
Sulfate	280	F1	10	7.7	mg/L			01/14/26 17:02	10

Method: SW846 6010D - Metals (ICP)

Analyte	Result	Qualifier	RL	MDL	Unit	D	Prepared	Analyzed	Dil Fac
Aluminum	0.21		0.20	0.063	mg/L		01/14/26 09:50	01/15/26 17:56	1
Boron	3.3		0.050	0.026	mg/L		01/14/26 09:50	01/15/26 17:56	1
Calcium	140		0.10	0.038	mg/L		01/14/26 09:50	01/15/26 17:56	1
Iron	5.7		0.10	0.035	mg/L		01/14/26 09:50	01/15/26 17:56	1
Lithium	0.052	F1	0.020	0.0037	mg/L		01/14/26 09:50	01/15/26 19:18	1
Magnesium	8.2		0.10	0.036	mg/L		01/14/26 09:50	01/15/26 17:56	1
Manganese	1.3		0.015	0.0013	mg/L		01/14/26 09:50	01/15/26 17:56	1
Potassium	3.7		0.50	0.32	mg/L		01/14/26 09:50	01/15/26 17:56	1
Sodium	23	B	1.0	0.039	mg/L		01/14/26 09:50	01/15/26 17:56	1

Method: SW846 6010D - Metals (ICP) - Dissolved

Analyte	Result	Qualifier	RL	MDL	Unit	D	Prepared	Analyzed	Dil Fac
Aluminum, Dissolved	<0.063	F2	0.20	0.063	mg/L			01/16/26 15:22	1
Boron, Dissolved	3.4		0.050	0.026	mg/L			01/16/26 15:22	1
Calcium, Dissolved	150		0.10	0.038	mg/L			01/16/26 15:22	1
Iron, Dissolved	5.0	F1	0.10	0.035	mg/L			01/16/26 15:22	1
Lithium, Dissolved	0.048	F1	0.020	0.0037	mg/L			01/24/26 17:13	1
Magnesium, Dissolved	7.8	F1	0.10	0.036	mg/L			01/16/26 15:22	1
Manganese, Dissolved	1.2	F1	0.015	0.0013	mg/L			01/16/26 15:22	1
Potassium, Dissolved	3.4		0.50	0.32	mg/L			01/16/26 15:22	1
Sodium, Dissolved	22	F1 B	1.0	0.039	mg/L			01/16/26 15:22	1

General Chemistry

Analyte	Result	Qualifier	RL	MDL	Unit	D	Prepared	Analyzed	Dil Fac
Alkalinity (SM 2320B-2011)	250		3.0	3.0	mg/L			01/22/26 11:26	1
Total Dissolved Solids (SM 2540C - 2015)	650		10	10	mg/L			01/14/26 16:25	1

Client Sample ID: MC1-VAP04-PACK-24-27

Lab Sample ID: 705-54498-2
Date Collected: 01/10/26 10:25
Matrix: Water
Date Received: 01/13/26 10:00

Method: EPA 300.0 - Anions, Ion Chromatography

Analyte	Result	Qualifier	RL	MDL	Unit	D	Prepared	Analyzed	Dil Fac
Chloride	9.1		1.0	0.98	mg/L			01/14/26 13:46	1
Fluoride	0.29		0.20	0.081	mg/L			01/14/26 13:46	1
Sulfate	160		10	7.7	mg/L			01/14/26 18:46	10

Method: SW846 6010D - Metals (ICP)

Analyte	Result	Qualifier	RL	MDL	Unit	D	Prepared	Analyzed	Dil Fac
Aluminum	0.11	J	0.20	0.063	mg/L		01/14/26 09:50	01/15/26 18:10	1
Boron	2.6		0.050	0.026	mg/L		01/14/26 09:50	01/15/26 18:10	1
Calcium	100		0.10	0.038	mg/L		01/14/26 09:50	01/15/26 18:10	1
Iron	1.2		0.10	0.035	mg/L		01/14/26 09:50	01/15/26 18:10	1
Lithium	0.012	J	0.020	0.0037	mg/L		01/14/26 09:50	01/15/26 19:28	1

Client Sample ID: MC1-VAP04-PACK-24-27

Lab Sample ID: 705-54498-2
Matrix: Water
Date Collected: 01/10/26 10:25
Date Received: 01/13/26 10:00

Method: SW846 6010D - Metals (ICP) (Continued)

Analyte	Result	Qualifier	RL	MDL	Unit	D	Prepared	Analyzed	Dil Fac
Magnesium	3.6		0.10	0.036	mg/L		01/14/26 09:50	01/15/26 18:10	1
Manganese	0.26		0.015	0.0013	mg/L		01/14/26 09:50	01/15/26 18:10	1
Potassium	2.7		0.50	0.32	mg/L		01/14/26 09:50	01/15/26 18:10	1
Sodium	16	B	1.0	0.039	mg/L		01/14/26 09:50	01/15/26 18:10	1

Method: SW846 6010D - Metals (ICP) - Dissolved

Analyte	Result	Qualifier	RL	MDL	Unit	D	Prepared	Analyzed	Dil Fac
Aluminum, Dissolved	<0.063		0.20	0.063	mg/L			01/16/26 15:36	1
Boron, Dissolved	2.5		0.050	0.026	mg/L			01/16/26 15:36	1
Calcium, Dissolved	100		0.10	0.038	mg/L			01/16/26 15:36	1
Iron, Dissolved	0.61		0.10	0.035	mg/L			01/16/26 15:36	1
Lithium, Dissolved	0.011	J	0.020	0.0037	mg/L			01/24/26 17:23	1
Magnesium, Dissolved	3.4		0.10	0.036	mg/L			01/16/26 15:36	1
Manganese, Dissolved	0.25		0.015	0.0013	mg/L			01/16/26 15:36	1
Potassium, Dissolved	2.4		0.50	0.32	mg/L			01/16/26 15:36	1
Sodium, Dissolved	15	B	1.0	0.039	mg/L			01/16/26 15:36	1

General Chemistry

Analyte	Result	Qualifier	RL	MDL	Unit	D	Prepared	Analyzed	Dil Fac
Alkalinity (SM 2320B-2011)	180		3.0	3.0	mg/L			01/14/26 11:15	1
Total Dissolved Solids (SM 2540C - 2015)	420		10	10	mg/L			01/14/26 16:25	1

Client Sample ID: MC1-DUP01-PACK

Lab Sample ID: 705-54498-3
Matrix: Water
Date Collected: 01/10/26 00:00
Date Received: 01/13/26 10:00

Method: EPA 300.0 - Anions, Ion Chromatography

Analyte	Result	Qualifier	RL	MDL	Unit	D	Prepared	Analyzed	Dil Fac
Chloride	9.0		1.0	0.98	mg/L			01/14/26 13:58	1
Fluoride	0.28		0.20	0.081	mg/L			01/14/26 13:58	1
Sulfate	170		10	7.7	mg/L			01/14/26 18:58	10

Method: SW846 6010D - Metals (ICP)

Analyte	Result	Qualifier	RL	MDL	Unit	D	Prepared	Analyzed	Dil Fac
Aluminum	0.091	J	0.20	0.063	mg/L		01/14/26 09:50	01/15/26 18:23	1
Boron	2.6		0.050	0.026	mg/L		01/14/26 09:50	01/15/26 18:23	1
Calcium	100		0.10	0.038	mg/L		01/14/26 09:50	01/15/26 18:23	1
Iron	1.1		0.10	0.035	mg/L		01/14/26 09:50	01/15/26 18:23	1
Lithium	0.010	J	0.020	0.0037	mg/L		01/14/26 09:50	01/15/26 19:30	1
Magnesium	3.6		0.10	0.036	mg/L		01/14/26 09:50	01/15/26 18:23	1
Manganese	0.26		0.015	0.0013	mg/L		01/14/26 09:50	01/15/26 18:23	1
Potassium	2.6		0.50	0.32	mg/L		01/14/26 09:50	01/15/26 18:23	1
Sodium	16	B	1.0	0.039	mg/L		01/14/26 09:50	01/15/26 18:23	1

Method: SW846 6010D - Metals (ICP) - Dissolved

Analyte	Result	Qualifier	RL	MDL	Unit	D	Prepared	Analyzed	Dil Fac
Aluminum, Dissolved	<0.063		0.20	0.063	mg/L			01/16/26 15:39	1
Boron, Dissolved	2.5		0.050	0.026	mg/L			01/16/26 15:39	1
Calcium, Dissolved	110		0.10	0.038	mg/L			01/16/26 15:39	1
Iron, Dissolved	0.62		0.10	0.035	mg/L			01/16/26 15:39	1

Client Sample Results

Client: Arcadis US Inc.
Project/Site: Plant McIntosh

Job ID: 705-54498-1

Client Sample ID: MC1-DUP01-PACK

Lab Sample ID: 705-54498-3
Date Collected: 01/10/26 00:00
Matrix: Water
Date Received: 01/13/26 10:00

Method: SW846 6010D - Metals (ICP) - Dissolved (Continued)

Analyte	Result	Qualifier	RL	MDL	Unit	D	Prepared	Analyzed	Dil Fac
Lithium, Dissolved	0.0071	J	0.020	0.0037	mg/L			01/24/26 17:25	1
Magnesium, Dissolved	3.4		0.10	0.036	mg/L			01/16/26 15:39	1
Manganese, Dissolved	0.25		0.015	0.0013	mg/L			01/16/26 15:39	1
Potassium, Dissolved	2.4		0.50	0.32	mg/L			01/16/26 15:39	1
Sodium, Dissolved	15	B	1.0	0.039	mg/L			01/16/26 15:39	1

General Chemistry

Analyte	Result	Qualifier	RL	MDL	Unit	D	Prepared	Analyzed	Dil Fac
Alkalinity (SM 2320B-2011)	180		3.0	3.0	mg/L			01/14/26 11:15	1
Total Dissolved Solids (SM 2540C - 2015)	420		10	10	mg/L			01/14/26 16:25	1

Client Sample ID: MCI-VAP08-PACK-31-34

Lab Sample ID: 705-54498-4
Date Collected: 01/10/26 18:00
Matrix: Water
Date Received: 01/13/26 10:00

Method: EPA 300.0 - Anions, Ion Chromatography

Analyte	Result	Qualifier	RL	MDL	Unit	D	Prepared	Analyzed	Dil Fac
Chloride	9.9		1.0	0.98	mg/L			01/14/26 14:09	1
Fluoride	0.22		0.20	0.081	mg/L			01/14/26 14:09	1
Sulfate	40		1.0	0.77	mg/L			01/14/26 14:09	1

Method: SW846 6010D - Metals (ICP)

Analyte	Result	Qualifier	RL	MDL	Unit	D	Prepared	Analyzed	Dil Fac
Aluminum	18		0.20	0.063	mg/L		01/14/26 09:50	01/15/26 18:41	1
Boron	0.42		0.050	0.026	mg/L		01/14/26 09:50	01/15/26 18:41	1
Calcium	55		0.10	0.038	mg/L		01/14/26 09:50	01/15/26 18:41	1
Iron	43		0.10	0.035	mg/L		01/14/26 09:50	01/15/26 18:41	1
Lithium	0.058		0.020	0.0037	mg/L		01/14/26 09:50	01/15/26 19:32	1
Magnesium	10		0.10	0.036	mg/L		01/14/26 09:50	01/15/26 18:41	1
Manganese	0.50		0.015	0.0013	mg/L		01/14/26 09:50	01/15/26 18:41	1
Potassium	8.9		0.50	0.32	mg/L		01/14/26 09:50	01/15/26 18:41	1
Sodium	8.9	B	1.0	0.039	mg/L		01/14/26 09:50	01/15/26 18:41	1

Method: SW846 6010D - Metals (ICP) - Dissolved

Analyte	Result	Qualifier	RL	MDL	Unit	D	Prepared	Analyzed	Dil Fac
Aluminum, Dissolved	<0.063		0.20	0.063	mg/L			01/16/26 15:42	1
Boron, Dissolved	0.38		0.050	0.026	mg/L			01/16/26 15:42	1
Calcium, Dissolved	25		0.10	0.038	mg/L			01/16/26 15:42	1
Iron, Dissolved	1.3		0.10	0.035	mg/L			01/16/26 15:42	1
Lithium, Dissolved	0.025		0.020	0.0037	mg/L			01/24/26 17:31	1
Magnesium, Dissolved	3.2		0.10	0.036	mg/L			01/16/26 15:42	1
Manganese, Dissolved	0.10		0.015	0.0013	mg/L			01/16/26 15:42	1
Potassium, Dissolved	2.5		0.50	0.32	mg/L			01/16/26 15:42	1
Sodium, Dissolved	7.8	B	1.0	0.039	mg/L			01/16/26 15:42	1

General Chemistry

Analyte	Result	Qualifier	RL	MDL	Unit	D	Prepared	Analyzed	Dil Fac
Alkalinity (SM 2320B-2011)	65		3.0	3.0	mg/L			01/14/26 11:15	1
Total Dissolved Solids (SM 2540C - 2015)	260		10	10	mg/L			01/14/26 16:25	1

Client Sample Results

Client: Arcadis US Inc.
Project/Site: Plant McIntosh

Job ID: 705-54498-1

Client Sample ID: MCI-VAP06-PACK-24-27

Lab Sample ID: 705-54498-5
Matrix: Water
Date Collected: 01/11/26 13:25
Date Received: 01/13/26 10:00

Method: EPA 300.0 - Anions, Ion Chromatography

Analyte	Result	Qualifier	RL	MDL	Unit	D	Prepared	Analyzed	Dil Fac
Chloride	12		1.0	0.98	mg/L			01/14/26 14:21	1
Fluoride	0.12	J	0.20	0.081	mg/L			01/14/26 14:21	1
Sulfate	12		1.0	0.77	mg/L			01/14/26 14:21	1

Method: SW846 6010D - Metals (ICP)

Analyte	Result	Qualifier	RL	MDL	Unit	D	Prepared	Analyzed	Dil Fac
Aluminum	3.0		0.20	0.063	mg/L		01/14/26 09:50	01/15/26 18:43	1
Boron	0.22		0.050	0.026	mg/L		01/14/26 09:50	01/15/26 18:43	1
Calcium	8.7		0.10	0.038	mg/L		01/14/26 09:50	01/15/26 18:43	1
Iron	3.0		0.10	0.035	mg/L		01/14/26 09:50	01/15/26 18:43	1
Lithium	0.032		0.020	0.0037	mg/L		01/14/26 09:50	01/15/26 19:34	1
Magnesium	1.7		0.10	0.036	mg/L		01/14/26 09:50	01/15/26 18:43	1
Manganese	0.19		0.015	0.0013	mg/L		01/14/26 09:50	01/15/26 18:43	1
Potassium	3.4		0.50	0.32	mg/L		01/14/26 09:50	01/15/26 18:43	1
Sodium	9.2	B	1.0	0.039	mg/L		01/14/26 09:50	01/15/26 18:43	1

Method: SW846 6010D - Metals (ICP) - Dissolved

Analyte	Result	Qualifier	RL	MDL	Unit	D	Prepared	Analyzed	Dil Fac
Aluminum, Dissolved	<0.063		0.20	0.063	mg/L			01/16/26 15:45	1
Boron, Dissolved	0.21		0.050	0.026	mg/L			01/16/26 15:45	1
Calcium, Dissolved	8.0		0.10	0.038	mg/L			01/16/26 15:45	1
Iron, Dissolved	1.1		0.10	0.035	mg/L			01/16/26 15:45	1
Lithium, Dissolved	0.025		0.020	0.0037	mg/L			01/24/26 17:33	1
Magnesium, Dissolved	1.3		0.10	0.036	mg/L			01/16/26 15:45	1
Manganese, Dissolved	0.11		0.015	0.0013	mg/L			01/16/26 15:45	1
Potassium, Dissolved	2.7		0.50	0.32	mg/L			01/16/26 15:45	1
Sodium, Dissolved	8.2	B	1.0	0.039	mg/L			01/16/26 15:45	1

General Chemistry

Analyte	Result	Qualifier	RL	MDL	Unit	D	Prepared	Analyzed	Dil Fac
Alkalinity (SM 2320B-2011)	29		3.0	3.0	mg/L			01/14/26 11:15	1
Total Dissolved Solids (SM 2540C - 2015)	77		10	10	mg/L			01/14/26 16:25	1

Client Sample ID: MCI-VAP05-PACK-25-28

Lab Sample ID: 705-54498-6
Matrix: Water
Date Collected: 01/12/26 10:05
Date Received: 01/13/26 10:00

Method: EPA 300.0 - Anions, Ion Chromatography

Analyte	Result	Qualifier	RL	MDL	Unit	D	Prepared	Analyzed	Dil Fac
Chloride	8.1		1.0	0.98	mg/L			01/14/26 14:32	1
Fluoride	0.16	J	0.20	0.081	mg/L			01/14/26 14:32	1
Sulfate	180		10	7.7	mg/L			01/14/26 19:09	10

Method: SW846 6010D - Metals (ICP)

Analyte	Result	Qualifier	RL	MDL	Unit	D	Prepared	Analyzed	Dil Fac
Aluminum	0.50		0.20	0.063	mg/L		01/14/26 09:50	01/15/26 18:46	1
Boron	3.3		0.050	0.026	mg/L		01/14/26 09:50	01/15/26 18:46	1
Calcium	29		0.10	0.038	mg/L		01/14/26 09:50	01/15/26 18:46	1
Iron	3.1		0.10	0.035	mg/L		01/14/26 09:50	01/15/26 18:46	1
Lithium	0.044		0.020	0.0037	mg/L		01/14/26 09:50	01/15/26 19:40	1

Client Sample Results

Client: Arcadis US Inc.
Project/Site: Plant McIntosh

Job ID: 705-54498-1

Client Sample ID: MCI-VAP05-PACK-25-28

Lab Sample ID: 705-54498-6

Date Collected: 01/12/26 10:05
Matrix: Water
Date Received: 01/13/26 10:00

Method: SW846 6010D - Metals (ICP) (Continued)

Analyte	Result	Qualifier	RL	MDL	Unit	D	Prepared	Analyzed	Dil Fac
Magnesium	5.1		0.10	0.036	mg/L		01/14/26 09:50	01/15/26 18:46	1
Manganese	0.30		0.015	0.0013	mg/L		01/14/26 09:50	01/15/26 18:46	1
Potassium	7.2		0.50	0.32	mg/L		01/14/26 09:50	01/15/26 18:46	1
Sodium	26	B	1.0	0.039	mg/L		01/14/26 09:50	01/15/26 18:46	1

Method: SW846 6010D - Metals (ICP) - Dissolved

Analyte	Result	Qualifier	RL	MDL	Unit	D	Prepared	Analyzed	Dil Fac
Aluminum, Dissolved	<0.063		0.20	0.063	mg/L			01/27/26 12:10	1
Boron, Dissolved	3.1		0.050	0.026	mg/L			01/27/26 12:10	1
Calcium, Dissolved	25		0.10	0.038	mg/L			01/27/26 12:10	1
Iron, Dissolved	1.9		0.10	0.035	mg/L			01/27/26 12:10	1
Lithium, Dissolved	0.034		0.020	0.0037	mg/L			01/27/26 08:52	1
Magnesium, Dissolved	4.5		0.10	0.036	mg/L			01/27/26 12:10	1
Manganese, Dissolved	0.27		0.015	0.0013	mg/L			01/27/26 12:10	1
Potassium, Dissolved	5.6		0.50	0.32	mg/L			01/27/26 12:10	1
Sodium, Dissolved	22	B	1.0	0.039	mg/L			01/27/26 12:10	1

General Chemistry

Analyte	Result	Qualifier	RL	MDL	Unit	D	Prepared	Analyzed	Dil Fac
Alkalinity (SM 2320B-2011)	8.5		3.0	3.0	mg/L			01/14/26 11:15	1
Total Dissolved Solids (SM 2540C - 2015)	250		10	10	mg/L			01/14/26 16:25	1

Method Summary

Client: Arcadis US Inc.
Project/Site: Plant McIntosh

Job ID: 705-54498-1

Method	Method Description	Protocol	Laboratory
300.0	Anions, Ion Chromatography	EPA	EET ATL 2
6010D	Metals (ICP)	SW846	EET ATL
2320B-2011	Alkalinity, Total	SM	EET ATL
2540C - 2015	Total Dissolved Solids (Dried at 180 °C)	SM	EET ATL
3010A	Preparation, Total Metals	SW846	EET ATL

Protocol References:

EPA = US Environmental Protection Agency

SM = "Standard Methods For The Examination Of Water And Wastewater"

SW846 = "Test Methods For Evaluating Solid Waste, Physical/Chemical Methods", Third Edition, November 1986 And Its Updates.

Laboratory References:

EET ATL = Eurofins Atlanta, 3080 Presidential Dr, Atlanta, GA 30340, TEL (770)457-8177

EET ATL 2 = Eurofins Atlanta Building A, 3080 Presidential Pkwy, Atlanta, GA 30340, TEL (770)457-8177

Lab Chronicle

Client: Arcadis US Inc.
Project/Site: Plant McIntosh

Job ID: 705-54498-1

Client Sample ID: MC1-VAP01-PACK-23-26

Lab Sample ID: 705-54498-1

Date Collected: 01/09/26 11:00
Matrix: Water
Date Received: 01/13/26 10:00

Prep Type	Batch Type	Batch Method	Run	Dil Factor	Initial Amount	Final Amount	Batch Number	Prepared or Analyzed	Analyst	Lab
Total/NA	Analysis	300.0		1			107723	01/14/26 13:12	MS	EET ATL 2
Total/NA	Analysis	300.0		10			107723	01/14/26 17:02	MS	EET ATL 2
Dissolved	Analysis	6010D		1			108618	01/16/26 15:22	DS	EET ATL
Dissolved	Analysis	6010D		1			109968	01/24/26 17:13	DS	EET ATL
Total/NA	Prep	3010A			50 mL	50 mL	107626	01/14/26 09:50	BR	EET ATL
Total/NA	Analysis	6010D		1			108174	01/15/26 17:56	MT	EET ATL
Total/NA	Prep	3010A			50 mL	50 mL	107626	01/14/26 09:50	BR	EET ATL
Total/NA	Analysis	6010D		1			108185	01/15/26 19:18	MT	EET ATL
Total/NA	Analysis	2320B-2011		1	50 mL	50 mL	109437	01/22/26 11:26	AH	EET ATL
Total/NA	Analysis	2540C - 2015		1	100 mL	100 mL	107794	01/14/26 16:25	NN	EET ATL

Client Sample ID: MC1-VAP04-PACK-24-27

Lab Sample ID: 705-54498-2

Date Collected: 01/10/26 10:25
Matrix: Water
Date Received: 01/13/26 10:00

Prep Type	Batch Type	Batch Method	Run	Dil Factor	Initial Amount	Final Amount	Batch Number	Prepared or Analyzed	Analyst	Lab
Total/NA	Analysis	300.0		1			107723	01/14/26 13:46	MS	EET ATL 2
Total/NA	Analysis	300.0		10			107723	01/14/26 18:46	MS	EET ATL 2
Dissolved	Analysis	6010D		1			108618	01/16/26 15:36	DS	EET ATL
Dissolved	Analysis	6010D		1	8 mL	8 mL	109968	01/24/26 17:23	DS	EET ATL
Total/NA	Prep	3010A			50 mL	50 mL	107626	01/14/26 09:50	BR	EET ATL
Total/NA	Analysis	6010D		1			108174	01/15/26 18:10	MT	EET ATL
Total/NA	Prep	3010A			50 mL	50 mL	107626	01/14/26 09:50	BR	EET ATL
Total/NA	Analysis	6010D		1			108185	01/15/26 19:28	MT	EET ATL
Total/NA	Analysis	2320B-2011		1	50 mL	50 mL	107695	01/14/26 11:15	AH	EET ATL
Total/NA	Analysis	2540C - 2015		1	100 mL	100 mL	107794	01/14/26 16:25	NN	EET ATL

Client Sample ID: MC1-DUP01-PACK

Lab Sample ID: 705-54498-3

Date Collected: 01/10/26 00:00
Matrix: Water
Date Received: 01/13/26 10:00

Prep Type	Batch Type	Batch Method	Run	Dil Factor	Initial Amount	Final Amount	Batch Number	Prepared or Analyzed	Analyst	Lab
Total/NA	Analysis	300.0		1			107723	01/14/26 13:58	MS	EET ATL 2
Total/NA	Analysis	300.0		10			107723	01/14/26 18:58	MS	EET ATL 2
Dissolved	Analysis	6010D		1			108618	01/16/26 15:39	DS	EET ATL
Dissolved	Analysis	6010D		1			109968	01/24/26 17:25	DS	EET ATL
Total/NA	Prep	3010A			50 mL	50 mL	107626	01/14/26 09:50	BR	EET ATL
Total/NA	Analysis	6010D		1			108174	01/15/26 18:23	MT	EET ATL
Total/NA	Prep	3010A			50 mL	50 mL	107626	01/14/26 09:50	BR	EET ATL
Total/NA	Analysis	6010D		1			108185	01/15/26 19:30	MT	EET ATL
Total/NA	Analysis	2320B-2011		1	50 mL	50 mL	107695	01/14/26 11:15	AH	EET ATL
Total/NA	Analysis	2540C - 2015		1	100 mL	100 mL	107794	01/14/26 16:25	NN	EET ATL

Lab Chronicle

Client: Arcadis US Inc.
Project/Site: Plant McIntosh

Job ID: 705-54498-1

Client Sample ID: MCI-VAP08-PACK-31-34

Lab Sample ID: 705-54498-4

Date Collected: 01/10/26 18:00
Matrix: Water
Date Received: 01/13/26 10:00

Prep Type	Batch Type	Batch Method	Run	Dil Factor	Initial Amount	Final Amount	Batch Number	Prepared or Analyzed	Analyst	Lab
Total/NA	Analysis	300.0		1			107723	01/14/26 14:09	MS	EET ATL 2
Dissolved	Analysis	6010D		1			108618	01/16/26 15:42	DS	EET ATL
Dissolved	Analysis	6010D		1			109968	01/24/26 17:31	DS	EET ATL
Total/NA	Prep	3010A			50 mL	50 mL	107626	01/14/26 09:50	BR	EET ATL
Total/NA	Analysis	6010D		1			108174	01/15/26 18:41	MT	EET ATL
Total/NA	Prep	3010A			50 mL	50 mL	107626	01/14/26 09:50	BR	EET ATL
Total/NA	Analysis	6010D		1			108185	01/15/26 19:32	MT	EET ATL
Total/NA	Analysis	2320B-2011		1	50 mL	50 mL	107695	01/14/26 11:15	AH	EET ATL
Total/NA	Analysis	2540C - 2015		1	100 mL	100 mL	107794	01/14/26 16:25	NN	EET ATL

Client Sample ID: MCI-VAP06-PACK-24-27

Lab Sample ID: 705-54498-5

Date Collected: 01/11/26 13:25
Matrix: Water
Date Received: 01/13/26 10:00

Prep Type	Batch Type	Batch Method	Run	Dil Factor	Initial Amount	Final Amount	Batch Number	Prepared or Analyzed	Analyst	Lab
Total/NA	Analysis	300.0		1			107723	01/14/26 14:21	MS	EET ATL 2
Dissolved	Analysis	6010D		1			108618	01/16/26 15:45	DS	EET ATL
Dissolved	Analysis	6010D		1			109968	01/24/26 17:33	DS	EET ATL
Total/NA	Prep	3010A			50 mL	50 mL	107626	01/14/26 09:50	BR	EET ATL
Total/NA	Analysis	6010D		1			108174	01/15/26 18:43	MT	EET ATL
Total/NA	Prep	3010A			50 mL	50 mL	107626	01/14/26 09:50	BR	EET ATL
Total/NA	Analysis	6010D		1			108185	01/15/26 19:34	MT	EET ATL
Total/NA	Analysis	2320B-2011		1	50 mL	50 mL	107695	01/14/26 11:15	AH	EET ATL
Total/NA	Analysis	2540C - 2015		1	100 mL	100 mL	107794	01/14/26 16:25	NN	EET ATL

Client Sample ID: MCI-VAP05-PACK-25-28

Lab Sample ID: 705-54498-6

Date Collected: 01/12/26 10:05
Matrix: Water
Date Received: 01/13/26 10:00

Prep Type	Batch Type	Batch Method	Run	Dil Factor	Initial Amount	Final Amount	Batch Number	Prepared or Analyzed	Analyst	Lab
Total/NA	Analysis	300.0		1			107723	01/14/26 14:32	MS	EET ATL 2
Total/NA	Analysis	300.0		10			107723	01/14/26 19:09	MS	EET ATL 2
Dissolved	Analysis	6010D		1			110172	01/27/26 08:52	DS	EET ATL
Dissolved	Analysis	6010D		1			110423	01/27/26 12:10	DS	EET ATL
Total/NA	Prep	3010A			50 mL	50 mL	107626	01/14/26 09:50	BR	EET ATL
Total/NA	Analysis	6010D		1			108174	01/15/26 18:46	MT	EET ATL
Total/NA	Prep	3010A			50 mL	50 mL	107626	01/14/26 09:50	BR	EET ATL
Total/NA	Analysis	6010D		1			108185	01/15/26 19:40	MT	EET ATL
Total/NA	Analysis	2320B-2011		1	50 mL	50 mL	107787	01/14/26 11:15	AH	EET ATL
Total/NA	Analysis	2540C - 2015		1	100 mL	100 mL	107794	01/14/26 16:25	NN	EET ATL

Laboratory References:

EET ATL = Eurofins Atlanta, 3080 Presidential Dr, Atlanta, GA 30340, TEL (770)457-8177
EET ATL 2 = Eurofins Atlanta Building A, 3080 Presidential Pkwy, Atlanta, GA 30340, TEL (770)457-8177

QC Sample Results

Client: Arcadis US Inc.
Project/Site: Plant McIntosh

Job ID: 705-54498-1

Method: 300.0 - Anions, Ion Chromatography

Lab Sample ID: MB 705-107723/3 — **Client Sample ID: Method Blank**
Matrix: Water — **Prep Type: Total/NA**
Analysis Batch: 107723

Analyte	MB Result	MB Qualifier	RL	MDL	Unit	D	Prepared	Analyzed	Dil Fac
Chloride	<0.98		1.0	0.98	mg/L			01/14/26 12:48	1
Fluoride	<0.081		0.20	0.081	mg/L			01/14/26 12:48	1
Sulfate	<0.77		1.0	0.77	mg/L			01/14/26 12:48	1

Lab Sample ID: LCS 705-107723/4 — **Client Sample ID: Lab Control Sample**
Matrix: Water — **Prep Type: Total/NA**
Analysis Batch: 107723

Analyte	Spike Added	LCS Result	LCS Qualifier	Unit	D	%Rec	%Rec Limits
Chloride	10.0	10.2		mg/L		102	90 - 110
Fluoride	5.00	5.20		mg/L		104	90 - 110
Sulfate	25.0	24.4		mg/L		98	90 - 110

Lab Sample ID: 705-54498-1 MS — **Client Sample ID: MC1-VAP01-PACK-23-26**
Matrix: Water — **Prep Type: Total/NA**
Analysis Batch: 107723

Analyte	Sample Result	Sample Qualifier	Spike Added	MS Result	MS Qualifier	Unit	D	%Rec	%Rec Limits
Chloride	13	F1	10.0	21.6	F1	mg/L		87	90 - 110
Fluoride	0.22		5.00	5.28		mg/L		101	90 - 110

Lab Sample ID: 705-54498-1 MS — **Client Sample ID: MC1-VAP01-PACK-23-26**
Matrix: Water — **Prep Type: Total/NA**
Analysis Batch: 107723

Analyte	Sample Result	Sample Qualifier	Spike Added	MS Result	MS Qualifier	Unit	D	%Rec	%Rec Limits
Sulfate	280	F1	250	272	F1	mg/L		-2	90 - 110

Lab Sample ID: 705-54498-1 MSD — **Client Sample ID: MC1-VAP01-PACK-23-26**
Matrix: Water — **Prep Type: Total/NA**
Analysis Batch: 107723

Analyte	Sample Result	Sample Qualifier	Spike Added	MSD Result	MSD Qualifier	Unit	D	%Rec	%Rec Limits	RPD	RPD Limit
Chloride	13	F1	10.0	21.7	F1	mg/L		88	90 - 110	0	20
Fluoride	0.22		5.00	5.30		mg/L		102	90 - 110	1	20

Lab Sample ID: 705-54498-1 MSD — **Client Sample ID: MC1-VAP01-PACK-23-26**
Matrix: Water — **Prep Type: Total/NA**
Analysis Batch: 107723

Analyte	Sample Result	Sample Qualifier	Spike Added	MSD Result	MSD Qualifier	Unit	D	%Rec	%Rec Limits	RPD	RPD Limit
Sulfate	280	F1	250	270	F1	mg/L		-3	90 - 110	1	20

QC Sample Results

Client: Arcadis US Inc.
Project/Site: Plant McIntosh

Job ID: 705-54498-1

Method: 6010D - Metals (ICP)

Lab Sample ID: MB 705-107626/1-A — **Client Sample ID: Method Blank**
Matrix: Water — **Prep Type: Total/NA**
Analysis Batch: 108174 — **Prep Batch: 107626**

Analyte	MB Result	MB Qualifier	RL	MDL	Unit	D	Prepared	Analyzed	Dil Fac
Aluminum	<0.063		0.20	0.063	mg/L		01/14/26 09:50	01/15/26 17:50	1
Boron	<0.026		0.050	0.026	mg/L		01/14/26 09:50	01/15/26 17:50	1
Calcium	<0.038		0.10	0.038	mg/L		01/14/26 09:50	01/15/26 17:50	1
Iron	<0.035		0.10	0.035	mg/L		01/14/26 09:50	01/15/26 17:50	1
Magnesium	<0.036		0.10	0.036	mg/L		01/14/26 09:50	01/15/26 17:50	1
Manganese	<0.0013		0.015	0.0013	mg/L		01/14/26 09:50	01/15/26 17:50	1
Potassium	<0.32		0.50	0.32	mg/L		01/14/26 09:50	01/15/26 17:50	1
Sodium	0.116	J	1.0	0.039	mg/L		01/14/26 09:50	01/15/26 17:50	1

Lab Sample ID: MB 705-107626/1-A — **Client Sample ID: Method Blank**
Matrix: Water — **Prep Type: Total/NA**
Analysis Batch: 108185 — **Prep Batch: 107626**

Analyte	MB Result	MB Qualifier	RL	MDL	Unit	D	Prepared	Analyzed	Dil Fac
Lithium	<0.0037		0.020	0.0037	mg/L		01/14/26 09:50	01/15/26 19:10	1

Lab Sample ID: LCS 705-107626/2-A — **Client Sample ID: Lab Control Sample**
Matrix: Water — **Prep Type: Total/NA**
Analysis Batch: 108174 — **Prep Batch: 107626**

Analyte	Spike Added	LCS Result	LCS Qualifier	Unit	D	%Rec	%Rec Limits
Aluminum	10.0	10.2		mg/L		102	80 - 120
Boron	1.00	0.975		mg/L		97	80 - 120
Calcium	10.0	9.52		mg/L		95	80 - 120
Iron	10.0	9.64		mg/L		96	80 - 120
Magnesium	10.0	9.67		mg/L		97	80 - 120
Manganese	1.00	0.973		mg/L		97	80 - 120
Potassium	10.0	10.2		mg/L		102	80 - 120
Sodium	10.0	10.5		mg/L		105	80 - 120

Lab Sample ID: LCS 705-107626/2-A — **Client Sample ID: Lab Control Sample**
Matrix: Water — **Prep Type: Total/NA**
Analysis Batch: 108185 — **Prep Batch: 107626**

Analyte	Spike Added	LCS Result	LCS Qualifier	Unit	D	%Rec	%Rec Limits
Lithium	1.00	1.15		mg/L		115	80 - 120

Lab Sample ID: 705-54498-1 MS — **Client Sample ID: MC1-VAP01-PACK-23-26**
Matrix: Water — **Prep Type: Total/NA**
Analysis Batch: 108174 — **Prep Batch: 107626**

Analyte	Sample Result	Sample Qualifier	Spike Added	MS Result	MS Qualifier	Unit	D	%Rec	%Rec Limits
Aluminum	0.21		10.0	10.7		mg/L		105	75 - 125
Boron	3.3		1.00	4.32		mg/L		100	75 - 125
Calcium	140		10.0	155	4	mg/L		102	75 - 125
Iron	5.7		10.0	14.8		mg/L		92	75 - 125
Magnesium	8.2		10.0	17.5		mg/L		93	75 - 125
Manganese	1.3		1.00	2.22		mg/L		94	75 - 125
Potassium	3.7		10.0	14.5		mg/L		108	75 - 125

Method: 6010D - Metals (ICP) (Continued)

Lab Sample ID: 705-54498-1 MS — **Client Sample ID: MC1-VAP01-PACK-23-26**
Matrix: Water — **Prep Type: Total/NA**
Analysis Batch: 108174 — **Prep Batch: 107626**

Analyte	Sample Result	Sample Qualifier	Spike Added	MS Result	MS Qualifier	Unit	D	%Rec	%Rec Limits		
Sodium	23	B	10.0	33.8		mg/L		108	75 - 125		

Lab Sample ID: 705-54498-1 MS — **Client Sample ID: MC1-VAP01-PACK-23-26**
Matrix: Water — **Prep Type: Total/NA**
Analysis Batch: 108185 — **Prep Batch: 107626**

Analyte	Sample Result	Sample Qualifier	Spike Added	MS Result	MS Qualifier	Unit	D	%Rec	%Rec Limits		
Lithium	0.052	F1	1.00	1.46	F1	mg/L		141	75 - 125		

Lab Sample ID: 705-54498-1 MSD — **Client Sample ID: MC1-VAP01-PACK-23-26**
Matrix: Water — **Prep Type: Total/NA**
Analysis Batch: 108174 — **Prep Batch: 107626**

Analyte	Sample Result	Sample Qualifier	Spike Added	MSD Result	MSD Qualifier	Unit	D	%Rec	%Rec Limits	RPD	RPD Limit
Aluminum	0.21		10.0	10.7		mg/L		105	75 - 125	0	20
Boron	3.3		1.00	4.40		mg/L		109	75 - 125	2	20
Calcium	140		10.0	158	4	mg/L		136	75 - 125	2	20
Iron	5.7		10.0	14.9		mg/L		92	75 - 125	0	20
Magnesium	8.2		10.0	17.6		mg/L		95	75 - 125	1	20
Manganese	1.3		1.00	2.25		mg/L		97	75 - 125	1	20
Potassium	3.7		10.0	14.7		mg/L		110	75 - 125	1	20
Sodium	23	B	10.0	34.2		mg/L		112	75 - 125	1	20

Lab Sample ID: 705-54498-1 MSD — **Client Sample ID: MC1-VAP01-PACK-23-26**
Matrix: Water — **Prep Type: Total/NA**
Analysis Batch: 108185 — **Prep Batch: 107626**

Analyte	Sample Result	Sample Qualifier	Spike Added	MSD Result	MSD Qualifier	Unit	D	%Rec	%Rec Limits	RPD	RPD Limit
Lithium	0.052	F1	1.00	1.46	F1	mg/L		141	75 - 125	0	20

Lab Sample ID: MB 705-107659/1-A — **Client Sample ID: Method Blank**
Matrix: Water — **Prep Type: Dissolved**
Analysis Batch: 108618

Analyte	MB Result	MB Qualifier	RL	MDL	Unit	D	Prepared	Analyzed	Dil Fac
Aluminum, Dissolved	<0.063		0.20	0.063	mg/L			01/16/26 15:09	1
Boron, Dissolved	<0.026		0.050	0.026	mg/L			01/16/26 15:09	1
Calcium, Dissolved	<0.038		0.10	0.038	mg/L			01/16/26 15:09	1
Iron, Dissolved	<0.035		0.10	0.035	mg/L			01/16/26 15:09	1
Magnesium, Dissolved	<0.036		0.10	0.036	mg/L			01/16/26 15:09	1
Manganese, Dissolved	<0.0013		0.015	0.0013	mg/L			01/16/26 15:09	1
Potassium, Dissolved	<0.32		0.50	0.32	mg/L			01/16/26 15:09	1
Sodium, Dissolved	0.200	J	1.0	0.039	mg/L			01/16/26 15:09	1

Lab Sample ID: 705-54498-1 MS — **Client Sample ID: MC1-VAP01-PACK-23-26**
Matrix: Water — **Prep Type: Dissolved**
Analysis Batch: 108618

Analyte	Sample Result	Sample Qualifier	Spike Added	MS Result	MS Qualifier	Unit	D	%Rec	%Rec Limits		
Aluminum, Dissolved	<0.063	F2	10.0	7.63		mg/L		76	75 - 125		

Method: 6010D - Metals (ICP) (Continued)

Lab Sample ID: 705-54498-1 MS — **Client Sample ID: MC1-VAP01-PACK-23-26**
Matrix: Water — **Prep Type: Dissolved**
Analysis Batch: 108618

Analyte	Sample Result	Sample Qualifier	Spike Added	MS Result	MS Qualifier	Unit	D	%Rec	%Rec Limits
Boron, Dissolved	3.4		1.00	4.16		mg/L		78	75 - 125
Calcium, Dissolved	150		10.0	151	4	mg/L		32	75 - 125
Iron, Dissolved	5.0	F1	10.0	12.3	F1	mg/L		73	75 - 125
Magnesium, Dissolved	7.8	F1	10.0	14.8	F1	mg/L		70	75 - 125
Manganese, Dissolved	1.2	F1	1.00	1.92	F1	mg/L		72	75 - 125
Potassium, Dissolved	3.4		10.0	11.6		mg/L		82	75 - 125
Sodium, Dissolved	22	F1 B	10.0	29.4	F1	mg/L		70	75 - 125

Lab Sample ID: 705-54498-1 MSD — **Client Sample ID: MC1-VAP01-PACK-23-26**
Matrix: Water — **Prep Type: Dissolved**
Analysis Batch: 108618

Analyte	Sample Result	Sample Qualifier	Spike Added	MSD Result	MSD Qualifier	Unit	D	%Rec	%Rec Limits	RPD	RPD Limit
Aluminum, Dissolved	<0.063	F2	10.0	9.38	F2	mg/L		94	75 - 125	21	20
Boron, Dissolved	3.4		1.00	4.14		mg/L		76	75 - 125	0	20
Calcium, Dissolved	150		10.0	156	4	mg/L		80	75 - 125	3	20
Iron, Dissolved	5.0	F1	10.0	14.0		mg/L		90	75 - 125	13	20
Magnesium, Dissolved	7.8	F1	10.0	16.5		mg/L		87	75 - 125	11	20
Manganese, Dissolved	1.2	F1	1.00	2.13		mg/L		93	75 - 125	10	20
Potassium, Dissolved	3.4		10.0	13.5		mg/L		101	75 - 125	15	20
Sodium, Dissolved	22	F1 B	10.0	31.8		mg/L		94	75 - 125	8	20

Lab Sample ID: LCS 705-107659/2-A — **Client Sample ID: Lab Control Sample**
Matrix: Water — **Prep Type: Dissolved**
Analysis Batch: 108688

Analyte	Spike Added	LCS Result	LCS Qualifier	Unit	D	%Rec	%Rec Limits
Aluminum, Dissolved	10.0	10.0		mg/L		100	80 - 120
Boron, Dissolved	1.00	0.928		mg/L		93	80 - 120
Calcium, Dissolved	10.0	9.20		mg/L		92	80 - 120
Iron, Dissolved	10.0	9.26		mg/L		93	80 - 120
Magnesium, Dissolved	10.0	9.51		mg/L		95	80 - 120
Manganese, Dissolved	1.00	0.937		mg/L		94	80 - 120
Potassium, Dissolved	10.0	10.2		mg/L		102	80 - 120
Sodium, Dissolved	10.0	9.94		mg/L		99	80 - 120

Lab Sample ID: MB 705-107659/1-A — **Client Sample ID: Method Blank**
Matrix: Water — **Prep Type: Dissolved**
Analysis Batch: 109968

Analyte	MB Result	MB Qualifier	RL	MDL	Unit	D	Prepared	Analyzed	Dil Fac
Lithium, Dissolved	<0.0037		0.020	0.0037	mg/L			01/24/26 17:09	1

Lab Sample ID: LCS 705-107659/2-A — **Client Sample ID: Lab Control Sample**
Matrix: Water — **Prep Type: Dissolved**
Analysis Batch: 109968

Analyte	Spike Added	LCS Result	LCS Qualifier	Unit	D	%Rec	%Rec Limits
Lithium, Dissolved	1.00	1.02		mg/L		102	80 - 120

Method: 6010D - Metals (ICP) (Continued)

Lab Sample ID: 705-54498-1 MS — **Client Sample ID: MC1-VAP01-PACK-23-26**
Matrix: Water — **Prep Type: Dissolved**
Analysis Batch: 109968

Analyte	Sample Result	Sample Qualifier	Spike Added	MS Result	MS Qualifier	Unit	D	%Rec	%Rec Limits		
Lithium, Dissolved	0.048	F1	1.00	1.29		mg/L		124	75 - 125		

Lab Sample ID: 705-54498-1 MSD — **Client Sample ID: MC1-VAP01-PACK-23-26**
Matrix: Water — **Prep Type: Dissolved**
Analysis Batch: 109968

Analyte	Sample Result	Sample Qualifier	Spike Added	MSD Result	MSD Qualifier	Unit	D	%Rec	%Rec Limits	RPD	RPD Limit
Lithium, Dissolved	0.048	F1	1.00	1.31	F1	mg/L		126	75 - 125	2	20

Lab Sample ID: MB 705-110106/1-A — **Client Sample ID: Method Blank**
Matrix: Water — **Prep Type: Dissolved**
Analysis Batch: 110172

Analyte	MB Result	MB Qualifier	RL	MDL	Unit	D	Prepared	Analyzed	Dil Fac
Lithium, Dissolved	<0.0037		0.020	0.0037	mg/L			01/27/26 08:03	1

Lab Sample ID: LCS 705-110106/2-A — **Client Sample ID: Lab Control Sample**
Matrix: Water — **Prep Type: Dissolved**
Analysis Batch: 110172

Analyte			Spike Added	LCS Result	LCS Qualifier	Unit	D	%Rec	%Rec Limits		
Lithium, Dissolved			1.00	1.06		mg/L		106	80 - 120		

Lab Sample ID: 705-55621-H-1 MS — **Client Sample ID: Matrix Spike**
Matrix: Water — **Prep Type: Dissolved**
Analysis Batch: 110172

Analyte	Sample Result	Sample Qualifier	Spike Added	MS Result	MS Qualifier	Unit	D	%Rec	%Rec Limits		
Lithium, Dissolved	0.0061	J	1.00	1.14		mg/L		114	75 - 125		

Lab Sample ID: 705-55621-H-1 MSD — **Client Sample ID: Matrix Spike Duplicate**
Matrix: Water — **Prep Type: Dissolved**
Analysis Batch: 110172

Analyte	Sample Result	Sample Qualifier	Spike Added	MSD Result	MSD Qualifier	Unit	D	%Rec	%Rec Limits	RPD	RPD Limit
Lithium, Dissolved	0.0061	J	1.00	1.15		mg/L		114	75 - 125	1	20

Lab Sample ID: MB 705-110106/1-A — **Client Sample ID: Method Blank**
Matrix: Water — **Prep Type: Dissolved**
Analysis Batch: 110423

Analyte	MB Result	MB Qualifier	RL	MDL	Unit	D	Prepared	Analyzed	Dil Fac
Aluminum, Dissolved	<0.063		0.20	0.063	mg/L			01/27/26 11:25	1
Boron, Dissolved	<0.026		0.050	0.026	mg/L			01/27/26 11:25	1
Calcium, Dissolved	<0.038		0.10	0.038	mg/L			01/27/26 11:25	1
Iron, Dissolved	<0.035		0.10	0.035	mg/L			01/27/26 11:25	1
Magnesium, Dissolved	<0.036		0.10	0.036	mg/L			01/27/26 11:25	1
Manganese, Dissolved	<0.0013		0.015	0.0013	mg/L			01/27/26 11:25	1
Potassium, Dissolved	<0.32		0.50	0.32	mg/L			01/27/26 11:25	1
Sodium, Dissolved	0.570	J	1.0	0.039	mg/L			01/27/26 11:25	1

QC Sample Results

Client: Arcadis US Inc.
Project/Site: Plant McIntosh

Job ID: 705-54498-1

Method: 6010D - Metals (ICP)

Lab Sample ID: LCS 705-110106/2-A
Matrix: Water
Analysis Batch: 110423

Client Sample ID: Lab Control Sample
Prep Type: Dissolved

Analyte	Spike Added	LCS Result	LCS Qualifier	Unit	D	%Rec	%Rec Limits
Aluminum, Dissolved	10.0	8.99		mg/L		90	80 - 120
Boron, Dissolved	1.00	0.920		mg/L		92	80 - 120
Calcium, Dissolved	10.0	8.94		mg/L		89	80 - 120
Iron, Dissolved	10.0	9.23		mg/L		92	80 - 120
Magnesium, Dissolved	10.0	9.15		mg/L		91	80 - 120
Manganese, Dissolved	1.00	0.907		mg/L		91	80 - 120
Potassium, Dissolved	10.0	8.92		mg/L		89	80 - 120
Sodium, Dissolved	10.0	9.41		mg/L		94	80 - 120

Lab Sample ID: 705-55621-H-1 MS
Matrix: Water
Analysis Batch: 110423

Client Sample ID: Matrix Spike
Prep Type: Dissolved

Analyte	Sample Result	Sample Qualifier	Spike Added	MS Result	MS Qualifier	Unit	D	%Rec	%Rec Limits
Aluminum, Dissolved	<0.063		10.0	9.08		mg/L		91	75 - 125
Boron, Dissolved	0.027	J	1.00	0.945		mg/L		92	75 - 125
Calcium, Dissolved	8.6		10.0	17.2		mg/L		86	75 - 125
Iron, Dissolved	17		10.0	24.6		mg/L		79	75 - 125
Magnesium, Dissolved	3.4		10.0	12.3		mg/L		89	75 - 125
Manganese, Dissolved	0.12		1.00	1.01		mg/L		89	75 - 125
Potassium, Dissolved	4.9		10.0	14.0		mg/L		92	75 - 125
Sodium, Dissolved	9.6	B	10.0	18.7		mg/L		91	75 - 125

Lab Sample ID: 705-55621-H-1 MSD
Matrix: Water
Analysis Batch: 110423

Client Sample ID: Matrix Spike Duplicate
Prep Type: Dissolved

Analyte	Sample Result	Sample Qualifier	Spike Added	MSD Result	MSD Qualifier	Unit	D	%Rec	%Rec Limits	RPD	RPD Limit
Aluminum, Dissolved	<0.063		10.0	9.08		mg/L		91	75 - 125	0	20
Boron, Dissolved	0.027	J	1.00	0.952		mg/L		92	75 - 125	1	20
Calcium, Dissolved	8.6		10.0	17.2		mg/L		86	75 - 125	0	20
Iron, Dissolved	17		10.0	24.6		mg/L		79	75 - 125	0	20
Magnesium, Dissolved	3.4		10.0	12.3		mg/L		89	75 - 125	0	20
Manganese, Dissolved	0.12		1.00	1.01		mg/L		89	75 - 125	0	20
Potassium, Dissolved	4.9		10.0	14.0		mg/L		91	75 - 125	0	20
Sodium, Dissolved	9.6	B	10.0	18.6		mg/L		90	75 - 125	0	20

Method: 2320B-2011 - Alkalinity, Total

Lab Sample ID: LCS 705-107695/1
Matrix: Water
Analysis Batch: 107695

Client Sample ID: Lab Control Sample
Prep Type: Total/NA

Analyte	Spike Added	LCS Result	LCS Qualifier	Unit	D	%Rec	%Rec Limits
Alkalinity	125	131		mg/L		105	90 - 110

Method: 2320B-2011 - Alkalinity, Total (Continued)

Lab Sample ID: 705-53871-E-2 DU — **Client Sample ID: Duplicate**
Matrix: Water — **Prep Type: Total/NA**
Analysis Batch: 107695

Analyte	Sample Result	Sample Qualifier		DU Result	DU Qualifier	Unit	D			RPD	RPD Limit
Alkalinity	300			295		mg/L				1	30

Lab Sample ID: LCS 705-109437/1 — **Client Sample ID: Lab Control Sample**
Matrix: Water — **Prep Type: Total/NA**
Analysis Batch: 109437

Analyte			Spike Added	LCS Result	LCS Qualifier	Unit	D	%Rec	%Rec Limits		
Alkalinity			125	129		mg/L		103	90 - 110		

Lab Sample ID: 705-54498-1 DU — **Client Sample ID: MC1-VAP01-PACK-23-26**
Matrix: Water — **Prep Type: Total/NA**
Analysis Batch: 109437

Analyte	Sample Result	Sample Qualifier		DU Result	DU Qualifier	Unit	D			RPD	RPD Limit
Alkalinity	250			234		mg/L				6	30

Method: 2540C - 2015 - Total Dissolved Solids (Dried at 180 °C)

Lab Sample ID: MB 705-107794/1 — **Client Sample ID: Method Blank**
Matrix: Water — **Prep Type: Total/NA**
Analysis Batch: 107794

Analyte	MB Result	MB Qualifier	RL	MDL	Unit	D	Prepared	Analyzed	Dil Fac
Total Dissolved Solids	<10		10	10	mg/L			01/14/26 16:25	1

Lab Sample ID: LCS 705-107794/16 — **Client Sample ID: Lab Control Sample**
Matrix: Water — **Prep Type: Total/NA**
Analysis Batch: 107794

Analyte			Spike Added	LCS Result	LCS Qualifier	Unit	D	%Rec	%Rec Limits		
Total Dissolved Solids			996	880		mg/L		88	80 - 120		

Lab Sample ID: 705-54498-1 DU — **Client Sample ID: MC1-VAP01-PACK-23-26**
Matrix: Water — **Prep Type: Total/NA**
Analysis Batch: 107794

Analyte	Sample Result	Sample Qualifier		DU Result	DU Qualifier	Unit	D			RPD	RPD Limit
Total Dissolved Solids	650			655		mg/L					
Total Dissolved Solids	650			655		mg/L				0.2	10

QC Association Summary

Client: Arcadis US Inc.
Project/Site: Plant McIntosh

Job ID: 705-54498-1

HPLC/IC

Analysis Batch: 107723

Lab Sample ID	Client Sample ID	Prep Type	Matrix	Method	Prep Batch
705-54498-1	MC1-VAP01-PACK-23-26	Total/NA	Water	300.0	
705-54498-1	MC1-VAP01-PACK-23-26	Total/NA	Water	300.0	
705-54498-2	MC1-VAP04-PACK-24-27	Total/NA	Water	300.0	
705-54498-2	MC1-VAP04-PACK-24-27	Total/NA	Water	300.0	
705-54498-3	MC1-DUP01-PACK	Total/NA	Water	300.0	
705-54498-3	MC1-DUP01-PACK	Total/NA	Water	300.0	
705-54498-4	MCI-VAP08-PACK-31-34	Total/NA	Water	300.0	
705-54498-5	MCI-VAP06-PACK-24-27	Total/NA	Water	300.0	
705-54498-6	MCI-VAP05-PACK-25-28	Total/NA	Water	300.0	
705-54498-6	MCI-VAP05-PACK-25-28	Total/NA	Water	300.0	
MB 705-107723/3	Method Blank	Total/NA	Water	300.0	
LCS 705-107723/4	Lab Control Sample	Total/NA	Water	300.0	
705-54498-1 MS	MC1-VAP01-PACK-23-26	Total/NA	Water	300.0	
705-54498-1 MS	MC1-VAP01-PACK-23-26	Total/NA	Water	300.0	
705-54498-1 MSD	MC1-VAP01-PACK-23-26	Total/NA	Water	300.0	
705-54498-1 MSD	MC1-VAP01-PACK-23-26	Total/NA	Water	300.0	

Metals

Prep Batch: 107626

Lab Sample ID	Client Sample ID	Prep Type	Matrix	Method	Prep Batch
705-54498-1	MC1-VAP01-PACK-23-26	Total/NA	Water	3010A	
705-54498-2	MC1-VAP04-PACK-24-27	Total/NA	Water	3010A	
705-54498-3	MC1-DUP01-PACK	Total/NA	Water	3010A	
705-54498-4	MCI-VAP08-PACK-31-34	Total/NA	Water	3010A	
705-54498-5	MCI-VAP06-PACK-24-27	Total/NA	Water	3010A	
705-54498-6	MCI-VAP05-PACK-25-28	Total/NA	Water	3010A	
MB 705-107626/1-A	Method Blank	Total/NA	Water	3010A	
LCS 705-107626/2-A	Lab Control Sample	Total/NA	Water	3010A	
705-54498-1 MS	MC1-VAP01-PACK-23-26	Total/NA	Water	3010A	
705-54498-1 MSD	MC1-VAP01-PACK-23-26	Total/NA	Water	3010A	

Filtration Batch: 107659

Lab Sample ID	Client Sample ID	Prep Type	Matrix	Method	Prep Batch
MB 705-107659/1-A	Method Blank	Dissolved	Water	Filtration	
LCS 705-107659/2-A	Lab Control Sample	Dissolved	Water	Filtration	

Analysis Batch: 108174

Lab Sample ID	Client Sample ID	Prep Type	Matrix	Method	Prep Batch
705-54498-1	MC1-VAP01-PACK-23-26	Total/NA	Water	6010D	107626
705-54498-2	MC1-VAP04-PACK-24-27	Total/NA	Water	6010D	107626
705-54498-3	MC1-DUP01-PACK	Total/NA	Water	6010D	107626
705-54498-4	MCI-VAP08-PACK-31-34	Total/NA	Water	6010D	107626
705-54498-5	MCI-VAP06-PACK-24-27	Total/NA	Water	6010D	107626
705-54498-6	MCI-VAP05-PACK-25-28	Total/NA	Water	6010D	107626
MB 705-107626/1-A	Method Blank	Total/NA	Water	6010D	107626
LCS 705-107626/2-A	Lab Control Sample	Total/NA	Water	6010D	107626
705-54498-1 MS	MC1-VAP01-PACK-23-26	Total/NA	Water	6010D	107626
705-54498-1 MSD	MC1-VAP01-PACK-23-26	Total/NA	Water	6010D	107626

QC Association Summary

Client: Arcadis US Inc.
Project/Site: Plant McIntosh

Job ID: 705-54498-1

Metals

Analysis Batch: 108185

Lab Sample ID	Client Sample ID	Prep Type	Matrix	Method	Prep Batch
705-54498-1	MC1-VAP01-PACK-23-26	Total/NA	Water	6010D	107626
705-54498-2	MC1-VAP04-PACK-24-27	Total/NA	Water	6010D	107626
705-54498-3	MC1-DUP01-PACK	Total/NA	Water	6010D	107626
705-54498-4	MCI-VAP08-PACK-31-34	Total/NA	Water	6010D	107626
705-54498-5	MCI-VAP06-PACK-24-27	Total/NA	Water	6010D	107626
705-54498-6	MCI-VAP05-PACK-25-28	Total/NA	Water	6010D	107626
MB 705-107626/1-A	Method Blank	Total/NA	Water	6010D	107626
LCS 705-107626/2-A	Lab Control Sample	Total/NA	Water	6010D	107626
705-54498-1 MS	MC1-VAP01-PACK-23-26	Total/NA	Water	6010D	107626
705-54498-1 MSD	MC1-VAP01-PACK-23-26	Total/NA	Water	6010D	107626

Analysis Batch: 108618

Lab Sample ID	Client Sample ID	Prep Type	Matrix	Method	Prep Batch
705-54498-1	MC1-VAP01-PACK-23-26	Dissolved	Water	6010D	
705-54498-2	MC1-VAP04-PACK-24-27	Dissolved	Water	6010D	
705-54498-3	MC1-DUP01-PACK	Dissolved	Water	6010D	
705-54498-4	MCI-VAP08-PACK-31-34	Dissolved	Water	6010D	
705-54498-5	MCI-VAP06-PACK-24-27	Dissolved	Water	6010D	
MB 705-107659/1-A	Method Blank	Dissolved	Water	6010D	107659
705-54498-1 MS	MC1-VAP01-PACK-23-26	Dissolved	Water	6010D	
705-54498-1 MSD	MC1-VAP01-PACK-23-26	Dissolved	Water	6010D	

Analysis Batch: 108688

Lab Sample ID	Client Sample ID	Prep Type	Matrix	Method	Prep Batch
LCS 705-107659/2-A	Lab Control Sample	Dissolved	Water	6010D	107659

Analysis Batch: 109968

Lab Sample ID	Client Sample ID	Prep Type	Matrix	Method	Prep Batch
705-54498-1	MC1-VAP01-PACK-23-26	Dissolved	Water	6010D	
705-54498-2	MC1-VAP04-PACK-24-27	Dissolved	Water	6010D	
705-54498-3	MC1-DUP01-PACK	Dissolved	Water	6010D	
705-54498-4	MCI-VAP08-PACK-31-34	Dissolved	Water	6010D	
705-54498-5	MCI-VAP06-PACK-24-27	Dissolved	Water	6010D	
MB 705-107659/1-A	Method Blank	Dissolved	Water	6010D	107659
LCS 705-107659/2-A	Lab Control Sample	Dissolved	Water	6010D	107659
705-54498-1 MS	MC1-VAP01-PACK-23-26	Dissolved	Water	6010D	
705-54498-1 MSD	MC1-VAP01-PACK-23-26	Dissolved	Water	6010D	

Filtration Batch: 110106

Lab Sample ID	Client Sample ID	Prep Type	Matrix	Method	Prep Batch
MB 705-110106/1-A	Method Blank	Dissolved	Water	Filtration	
LCS 705-110106/2-A	Lab Control Sample	Dissolved	Water	Filtration	

Analysis Batch: 110172

Lab Sample ID	Client Sample ID	Prep Type	Matrix	Method	Prep Batch
705-54498-6	MCI-VAP05-PACK-25-28	Dissolved	Water	6010D	
MB 705-110106/1-A	Method Blank	Dissolved	Water	6010D	110106
LCS 705-110106/2-A	Lab Control Sample	Dissolved	Water	6010D	110106
705-55621-H-1 MS	Matrix Spike	Dissolved	Water	6010D	
705-55621-H-1 MSD	Matrix Spike Duplicate	Dissolved	Water	6010D	

QC Association Summary

Client: Arcadis US Inc.
Project/Site: Plant McIntosh

Job ID: 705-54498-1

Metals

Analysis Batch: 110423

Lab Sample ID	Client Sample ID	Prep Type	Matrix	Method	Prep Batch
705-54498-6	MCI-VAP05-PACK-25-28	Dissolved	Water	6010D	
MB 705-110106/1-A	Method Blank	Dissolved	Water	6010D	110106
LCS 705-110106/2-A	Lab Control Sample	Dissolved	Water	6010D	110106
705-55621-H-1 MS	Matrix Spike	Dissolved	Water	6010D	
705-55621-H-1 MSD	Matrix Spike Duplicate	Dissolved	Water	6010D	

General Chemistry

Analysis Batch: 107695

Lab Sample ID	Client Sample ID	Prep Type	Matrix	Method	Prep Batch
705-54498-2	MC1-VAP04-PACK-24-27	Total/NA	Water	2320B-2011	
705-54498-3	MC1-DUP01-PACK	Total/NA	Water	2320B-2011	
705-54498-4	MCI-VAP08-PACK-31-34	Total/NA	Water	2320B-2011	
705-54498-5	MCI-VAP06-PACK-24-27	Total/NA	Water	2320B-2011	
LCS 705-107695/1	Lab Control Sample	Total/NA	Water	2320B-2011	
705-53871-E-2 DU	Duplicate	Total/NA	Water	2320B-2011	

Analysis Batch: 107787

Lab Sample ID	Client Sample ID	Prep Type	Matrix	Method	Prep Batch
705-54498-6	MCI-VAP05-PACK-25-28	Total/NA	Water	2320B-2011	

Analysis Batch: 107794

Lab Sample ID	Client Sample ID	Prep Type	Matrix	Method	Prep Batch
705-54498-1	MC1-VAP01-PACK-23-26	Total/NA	Water	2540C - 2015	
705-54498-2	MC1-VAP04-PACK-24-27	Total/NA	Water	2540C - 2015	
705-54498-3	MC1-DUP01-PACK	Total/NA	Water	2540C - 2015	
705-54498-4	MCI-VAP08-PACK-31-34	Total/NA	Water	2540C - 2015	
705-54498-5	MCI-VAP06-PACK-24-27	Total/NA	Water	2540C - 2015	
705-54498-6	MCI-VAP05-PACK-25-28	Total/NA	Water	2540C - 2015	
MB 705-107794/1	Method Blank	Total/NA	Water	2540C - 2015	
LCS 705-107794/16	Lab Control Sample	Total/NA	Water	2540C - 2015	
705-54498-1 DU	MC1-VAP01-PACK-23-26	Total/NA	Water	2540C - 2015	
705-54498-1 DU	MC1-VAP01-PACK-23-26	Total/NA	Water	2540C - 2015	

Analysis Batch: 109437

Lab Sample ID	Client Sample ID	Prep Type	Matrix	Method	Prep Batch
705-54498-1	MC1-VAP01-PACK-23-26	Total/NA	Water	2320B-2011	
LCS 705-109437/1	Lab Control Sample	Total/NA	Water	2320B-2011	
705-54498-1 DU	MC1-VAP01-PACK-23-26	Total/NA	Water	2320B-2011	

Accreditation/Certification Summary

Client: Arcadis US Inc.
Project/Site: Plant McIntosh

Job ID: 705-54498-1

Laboratory: Eurofins Atlanta

The accreditations/certifications listed below are applicable to this report.

Authority	Program	Identification Number	Expiration Date
Florida	NELAP	E87582	06-30-26
Georgia	State	E87582	06-30-26

eurofins | Environment Testing

ANALYTICAL REPORT

PREPARED FOR

Attn: Adam Dettmer
Arcadis US Inc.
1100 Superior Ave
Suite 1250
Cleveland, Ohio 44114

Generated 1/27/2026 9:36:03 AM

JOB DESCRIPTION

Plant McIntosh

JOB NUMBER

705-55029-1

Eurofins Atlanta
3080 Presidential Dr
Atlanta GA 30340

See page two for job notes and contact information.

my EOL

Eurofins Atlanta

Job Notes

The test results in this report relate only to the samples as received by the laboratory and will meet all requirements of the methodology, with any exceptions noted. This report shall not be reproduced except in full, without the express written approval of the laboratory. All questions should be directed to the Eurofins Environment Testing Southeast, LLC Project Manager.

Authorization

Generated
1/27/2026 9:36:03 AM

Authorized for release by
David Fuller, Project Manager
David.Fuller@et.eurofinsus.com
(770)344-8986

Table of Contents

Cover Page 1
Table of Contents 3
Sample Summary 4
Chain of Custody 5
Receipt Checklists 6
Definitions/Glossary 7
Case Narrative 8
Detection Summary 9
Client Sample Results 10
Method Summary 11
Lab Chronicle 12
QC Sample Results 13
QC Association Summary 16
Certification Summary 17

Sample Summary

Client: Arcadis US Inc.
Project/Site: Plant McIntosh

Job ID: 705-55029-1

Lab Sample ID	Client Sample ID	Matrix	Collected	Received	Sample Origin
705-55029-1	MCF-SB11-14-15	Solid	01/13/26 11:50	01/16/26 10:10	Georgia

Eurofins Atlanta
3080 Presidential Dr
Atlanta GA 30340
Phone (770) 457-8177

Chain of Custody Record

eurofins | Environment Testing

Client Information	Sampler:	Lab PM: Fuller, David	Carrier Tracking No(s):	COC No: 705-20941-9977 2
Client Contact: Adam Dettmer	Phone:	E-Mail: David.Fuller@et.eurofinsus.com	State of Origin:	Page: Page 1 of 1
Company: Arcadis US Inc.	PWSID:			Job #:
Address: 1100 Superior Ave Suite 1250	Due Date Requested:			
City: Cleveland	TAT Requested (days): STANDARD			
State, Zip: OH, 44114	Compliance Project: Δ Yes Δ No			
Phone:	PO #: Purchase Order Requested			
Email: Adam.Dettmer@arcadis.com	WO #:			
Project Name: Plant McIntosh	Project #: 70505860			
Site:	SSOW#:			

Analysis Requested

Preservation Codes: N - None

05-55029 COC

Other:

Sample Identification	Sample Date	Sample Time	Sample Type (C=Comp, G=grab)	Matrix (W=water, S=solid, O=waste/oil, BT=Tissue, A=Air, DW=Drinking Water)	Field Filtered Sample (Yes or No)	Perform MS/MSD (Yes or No)	Moisture - Percent Moisture	6010D - 29 ICP Metals	Total Number of containers	Special Instructions/Note:
			Preservation Code:		X	X	N	N	X	
MCF-SB11-14-15	1/13/26	1150	G	S	N	N	X	X		

Possible Hazard Identification
☑ Non-Hazard ☐ Flammable ☐ Skin Irritant ☐ Poison B ☐ Unknown ☐ Radiological

Sample Disposal (A fee may be assessed if samples are retained longer than 1 month)
☐ Return To Client ☑ Disposal By Lab ☐ Archive For _____ Months

Deliverable Requested: I, II, III, IV, Other (specify)

Special Instructions/QC Requirements:

Empty Kit Relinquished by:	Date:	Time:	Method of Shipment:

Relinquished by: Auguste Fanniello	Date/Time: 1/15/26 1500	Company	Received by:	Date/Time: 1/16/26 10:10	Company
Relinquished by:	Date/Time:	Company	Received by:	Date/Time:	Company
Relinquished by:	Date/Time:	Company	Received by:	Date/Time:	Company

Custody Seals Intact: Δ Yes Δ No | Custody Seal No | Cooler Temperature(s) °C and Other Remarks: 2 3 4 2 6 6 5

Ver: 05/06/2024

Login Sample Receipt Checklist

Client: Arcadis US Inc.

Job Number: 705-55029-1

Login Number: 55029
List Number: 1
Creator: Sims, Christion

List Source: Eurofins Atlanta

Question	Answer	Comment
The cooler's custody seal, if present, is intact.	True	
The cooler does not appear to have been compromised or tampered with.	True	
Samples were received on ice.	True	
Cooler Temperature is acceptable.	True	
Cooler Temperature is recorded.	True	
COC present.	True	
COC is filled out in ink and legible.	True	
COC is filled out with all pertinent information.	True	
Sample custody seals, if present, are intact.	True	
Sample collection date/times are provided.	True	
The samples do not appear to have been compromised or tampered with.	True	
Containers are not broken or leaking.	True	
There are no discrepancies between the containers received and the COC.	True	
Sample containers have legible labels.	True	
Appropriate sample containers were rec'd and sufficient volume for all analyses.	True	
Samples are received within Holding Time (excluding tests with immediate HTs).	True	
Containers requiring zero headspace have no headspace or bubble is <6mm (1/4").	True	
Is there sufficient air space in bottle for bacteriological analysis.	True	

Qualifiers

Metals

Qualifier	Qualifier Description
4	MS, MSD: The analyte present in the original sample is greater than 4 times the matrix spike concentration; therefore, control limits are not applicable.
E	Result exceeded calibration range.
F1	MS and/or MSD recovery exceeds control limits.
J	Result is less than the RL but greater than or equal to the MDL and the concentration is an approximate value.

Glossary

Abbreviation	These commonly used abbreviations may or may not be present in this report.
☼	Listed under the "D" column to designate that the result is reported on a dry weight basis
%R	Percent Recovery
CFL	Contains Free Liquid
CFU	Colony Forming Unit
CNF	Contains No Free Liquid
DER	Duplicate Error Ratio (normalized absolute difference)
Dil Fac	Dilution Factor
DL	Detection Limit (DoD/DOE)
DL, RA, RE, IN	Indicates a Dilution, Re-analysis, Re-extraction, or additional Initial metals/anion analysis of the sample
DLC	Decision Level Concentration (Radiochemistry)
EDL	Estimated Detection Limit (Dioxin)
LOD	Limit of Detection (DoD/DOE)
LOQ	Limit of Quantitation (DoD/DOE)
MCL	EPA recommended "Maximum Contaminant Level"
MDA	Minimum Detectable Activity (Radiochemistry)
MDC	Minimum Detectable Concentration (Radiochemistry)
MDL	Method Detection Limit
ML	Minimum Level (Dioxin)
MPN	Most Probable Number
MQL	Method Quantitation Limit
NC	Not Calculated
ND	Not Detected at the reporting limit (or MDL or EDL if shown)
NEG	Negative / Absent
POS	Positive / Present
PQL	Practical Quantitation Limit
PRES	Presumptive
QC	Quality Control
RER	Relative Error Ratio (Radiochemistry)
RL	Reporting Limit or Requested Limit (Radiochemistry)
RPD	Relative Percent Difference, a measure of the relative difference between two points
TEF	Toxicity Equivalent Factor (Dioxin)
TEQ	Toxicity Equivalent Quotient (Dioxin)
TNTC	Too Numerous To Count

Job Narrative
705-55029-1

The analytical test results presented in this report meet all requirements of the associated regulatory program listed on the Accreditation/Certification Summary Page, unless otherwise noted. Data qualifiers and/or narrative comments are included to explain any exceptions, if applicable. Regulated compliance samples (e.g. SDWA, NPDES) must comply with associated agency requirements/permits.

- Matrix-specific batch QC (e.g., MS, MSD, SD) may not be reported when insufficient sample volume is available or when site-specific QC samples are not submitted. In such cases, a Laboratory Control Sample Duplicate (LCSD) may be analyzed to provide precision data for the batch.
- For samples analyzed using surrogate and/or isotope dilution analytes, any recoveries falling outside of established acceptance criteria are re-prepared and/or re-analyzed to confirm results, unless the deviation is due to sample dilution or otherwise explained in the case narrative.

Receipt
The sample was received on 1/16/2026 10:10 AM. Unless otherwise noted below, the sample arrived in good condition, and, where required, properly preserved and on ice. The temperature of the cooler at receipt time was 2.3°C.

Metals
No additional analytical or quality issues were noted, other than those described above or in the Definitions/ Glossary page.

General Chemistry
No additional analytical or quality issues were noted, other than those described above or in the Definitions/ Glossary page.

Detection Summary

Client: Arcadis US Inc.
Project/Site: Plant McIntosh

Job ID: 705-55029-1

Client Sample ID: MCF-SB11-14-15 — Lab Sample ID: 705-55029-1

Analyte	Result	Qualifier	RL	MDL	Unit	Dil Fac	D	Method	Prep Type
Aluminum	11000		1200	99	mg/Kg	100	☼	6010D	Total/NA
Antimony	0.35	J	0.61	0.097	mg/Kg	1	☼	6010D	Total/NA
Arsenic	1.2		0.61	0.12	mg/Kg	1	☼	6010D	Total/NA
Barium	25		1.2	0.094	mg/Kg	1	☼	6010D	Total/NA
Beryllium	0.40	J	0.61	0.027	mg/Kg	1	☼	6010D	Total/NA
Boron	7.6		6.1	0.44	mg/Kg	1	☼	6010D	Total/NA
Cadmium	0.033	J	0.61	0.027	mg/Kg	1	☼	6010D	Total/NA
Calcium	240		12	7.1	mg/Kg	1	☼	6010D	Total/NA
Chromium	16		0.61	0.082	mg/Kg	1	☼	6010D	Total/NA
Cobalt	2.9		0.61	0.034	mg/Kg	1	☼	6010D	Total/NA
Copper	6.4		0.61	0.076	mg/Kg	1	☼	6010D	Total/NA
Iron	26000		1200	190	mg/Kg	100	☼	6010D	Total/NA
Lead	7.7		1.2	0.10	mg/Kg	1	☼	6010D	Total/NA
Lithium	5.5		1.2	0.026	mg/Kg	1	☼	6010D	Total/NA
Magnesium	1100		12	0.53	mg/Kg	1	☼	6010D	Total/NA
Manganese	70		1.2	0.026	mg/Kg	1	☼	6010D	Total/NA
Molybdenum	1.4		1.2	0.078	mg/Kg	1	☼	6010D	Total/NA
Nickel	5.3		1.2	0.23	mg/Kg	1	☼	6010D	Total/NA
Phosphorus	48		6.1	0.60	mg/Kg	1	☼	6010D	Total/NA
Potassium	1000		24	7.5	mg/Kg	1	☼	6010D	Total/NA
Sodium	89		24	6.8	mg/Kg	1	☼	6010D	Total/NA
Strontium	4.9		1.2	0.25	mg/Kg	1	☼	6010D	Total/NA
Thallium	0.31	J	0.36	0.16	mg/Kg	1	☼	6010D	Total/NA
Tin	0.96	J	1.2	0.39	mg/Kg	1	☼	6010D	Total/NA
Titanium	91		1.2	0.033	mg/Kg	1	☼	6010D	Total/NA
Vanadium	35		1.2	0.025	mg/Kg	1	☼	6010D	Total/NA
Zinc	23		1.2	0.45	mg/Kg	1	☼	6010D	Total/NA

This Detection Summary does not include radiochemical test results.

Client Sample Results

Client: Arcadis US Inc.
Project/Site: Plant McIntosh

Job ID: 705-55029-1

Client Sample ID: MCF-SB11-14-15

Lab Sample ID: 705-55029-1

Date Collected: 01/13/26 11:50
Date Received: 01/16/26 10:10

Matrix: Solid
Percent Solids: 82.2

Method: SW846 6010D - Metals (ICP)

Analyte	Result	Qualifier	RL	MDL	Unit	D	Prepared	Analyzed	Dil Fac
Aluminum	11000		1200	99	mg/Kg	☼	01/20/26 09:35	01/25/26 13:34	100
Antimony	0.35	J	0.61	0.097	mg/Kg	☼	01/20/26 09:35	01/20/26 13:40	1
Arsenic	1.2		0.61	0.12	mg/Kg	☼	01/20/26 09:35	01/20/26 13:40	1
Barium	25		1.2	0.094	mg/Kg	☼	01/20/26 09:35	01/20/26 13:40	1
Beryllium	0.40	J	0.61	0.027	mg/Kg	☼	01/20/26 09:35	01/25/26 13:22	1
Boron	7.6		6.1	0.44	mg/Kg	☼	01/20/26 09:35	01/20/26 13:40	1
Cadmium	0.033	J	0.61	0.027	mg/Kg	☼	01/20/26 09:35	01/20/26 13:40	1
Calcium	240		12	7.1	mg/Kg	☼	01/20/26 09:35	01/20/26 13:40	1
Chromium	16		0.61	0.082	mg/Kg	☼	01/20/26 09:35	01/20/26 13:40	1
Cobalt	2.9		0.61	0.034	mg/Kg	☼	01/20/26 09:35	01/20/26 13:40	1
Copper	6.4		0.61	0.076	mg/Kg	☼	01/20/26 09:35	01/20/26 13:40	1
Iron	26000		1200	190	mg/Kg	☼	01/20/26 09:35	01/25/26 13:34	100
Lead	7.7		1.2	0.10	mg/Kg	☼	01/20/26 09:35	01/20/26 13:40	1
Lithium	5.5		1.2	0.026	mg/Kg	☼	01/20/26 09:35	01/24/26 18:13	1
Magnesium	1100		12	0.53	mg/Kg	☼	01/20/26 09:35	01/20/26 13:40	1
Manganese	70		1.2	0.026	mg/Kg	☼	01/20/26 09:35	01/20/26 13:40	1
Molybdenum	1.4		1.2	0.078	mg/Kg	☼	01/20/26 09:35	01/20/26 13:40	1
Nickel	5.3		1.2	0.23	mg/Kg	☼	01/20/26 09:35	01/20/26 13:40	1
Phosphorus	48		6.1	0.60	mg/Kg	☼	01/20/26 09:35	01/20/26 13:40	1
Potassium	1000		24	7.5	mg/Kg	☼	01/20/26 09:35	01/20/26 13:40	1
Selenium	<0.17		0.85	0.17	mg/Kg	☼	01/20/26 09:35	01/20/26 13:40	1
Silver	<0.022		0.61	0.022	mg/Kg	☼	01/20/26 09:35	01/20/26 13:40	1
Sodium	89		24	6.8	mg/Kg	☼	01/20/26 09:35	01/20/26 13:40	1
Strontium	4.9		1.2	0.25	mg/Kg	☼	01/20/26 09:35	01/20/26 13:40	1
Thallium	0.31	J	0.36	0.16	mg/Kg	☼	01/20/26 09:35	01/25/26 13:22	1
Tin	0.96	J	1.2	0.39	mg/Kg	☼	01/20/26 09:35	01/20/26 13:40	1
Titanium	91		1.2	0.033	mg/Kg	☼	01/20/26 09:35	01/20/26 13:40	1
Vanadium	35		1.2	0.025	mg/Kg	☼	01/20/26 09:35	01/20/26 13:40	1
Zinc	23		1.2	0.45	mg/Kg	☼	01/20/26 09:35	01/20/26 13:40	1

Method Summary

Client: Arcadis US Inc.
Project/Site: Plant McIntosh

Job ID: 705-55029-1

Method	Method Description	Protocol	Laboratory
6010D	Metals (ICP)	SW846	EET ATL
D 2216	Percent Moisture	ASTM	EET ATL
3050B	Preparation, Metals	SW846	EET ATL

Protocol References:

ASTM = ASTM International

SW846 = "Test Methods For Evaluating Solid Waste, Physical/Chemical Methods", Third Edition, November 1986 And Its Updates.

Laboratory References:

EET ATL = Eurofins Atlanta, 3080 Presidential Dr, Atlanta, GA 30340, TEL (770)457-8177

Lab Chronicle

Client: Arcadis US Inc.
Project/Site: Plant McIntosh

Job ID: 705-55029-1

Client Sample ID: MCF-SB11-14-15

Lab Sample ID: 705-55029-1

Date Collected: 01/13/26 11:50
Matrix: Solid
Date Received: 01/16/26 10:10

Prep Type	Batch Type	Batch Method	Run	Dilution Factor	Batch Number	Analyst	Lab	Prepared or Analyzed
Total/NA	Analysis	D 2216		1	109462	KK	EET ATL	01/22/26 11:54

Client Sample ID: MCF-SB11-14-15

Lab Sample ID: 705-55029-1

Date Collected: 01/13/26 11:50
Matrix: Solid
Date Received: 01/16/26 10:10
Percent Solids: 82.2

Prep Type	Batch Type	Batch Method	Run	Dilution Factor	Batch Number	Analyst	Lab	Prepared or Analyzed
Total/NA	Prep	3050B			108777	SA	EET ATL	01/20/26 09:35
Total/NA	Analysis	6010D		1	109970	MT	EET ATL	01/24/26 18:13
Total/NA	Prep	3050B			108777	SA	EET ATL	01/20/26 09:35
Total/NA	Analysis	6010D		1	109979	MT	EET ATL	01/25/26 13:22
Total/NA	Prep	3050B			108777	SA	EET ATL	01/20/26 09:35
Total/NA	Analysis	6010D		100	109979	MT	EET ATL	01/25/26 13:34
Total/NA	Prep	3050B			108777	SA	EET ATL	01/20/26 09:35
Total/NA	Analysis	6010D		1	108957	DS	EET ATL	01/20/26 13:40

Laboratory References:

EET ATL = Eurofins Atlanta, 3080 Presidential Dr, Atlanta, GA 30340, TEL (770)457-8177

QC Sample Results

Client: Arcadis US Inc.
Project/Site: Plant McIntosh

Job ID: 705-55029-1

Method: 6010D - Metals (ICP)

Lab Sample ID: MB 705-108777/1-A — **Client Sample ID: Method Blank**
Matrix: Solid — **Prep Type: Total/NA**
Analysis Batch: 108957 — **Prep Batch: 108777**

Analyte	MB Result	MB Qualifier	RL	MDL	Unit	D	Prepared	Analyzed	Dil Fac
Aluminum	<4.1		50	4.1	mg/Kg		01/20/26 09:35	01/20/26 12:44	1
Antimony	<0.40		2.5	0.40	mg/Kg		01/20/26 09:35	01/20/26 12:44	1
Arsenic	<0.47		2.5	0.47	mg/Kg		01/20/26 09:35	01/20/26 12:44	1
Barium	<0.39		5.0	0.39	mg/Kg		01/20/26 09:35	01/20/26 12:44	1
Beryllium	<0.11		2.5	0.11	mg/Kg		01/20/26 09:35	01/20/26 12:44	1
Boron	<1.8		25	1.8	mg/Kg		01/20/26 09:35	01/20/26 12:44	1
Cadmium	<0.11		2.5	0.11	mg/Kg		01/20/26 09:35	01/20/26 12:44	1
Calcium	<29		50	29	mg/Kg		01/20/26 09:35	01/20/26 12:44	1
Chromium	<0.34		2.5	0.34	mg/Kg		01/20/26 09:35	01/20/26 12:44	1
Cobalt	<0.14		2.5	0.14	mg/Kg		01/20/26 09:35	01/20/26 12:44	1
Copper	<0.31		2.5	0.31	mg/Kg		01/20/26 09:35	01/20/26 12:44	1
Iron	<7.7		50	7.7	mg/Kg		01/20/26 09:35	01/20/26 12:44	1
Lead	<0.41		5.0	0.41	mg/Kg		01/20/26 09:35	01/20/26 12:44	1
Magnesium	<2.2		50	2.2	mg/Kg		01/20/26 09:35	01/20/26 12:44	1
Manganese	<0.11		5.0	0.11	mg/Kg		01/20/26 09:35	01/20/26 12:44	1
Molybdenum	<0.32		5.0	0.32	mg/Kg		01/20/26 09:35	01/20/26 12:44	1
Nickel	<0.96		5.0	0.96	mg/Kg		01/20/26 09:35	01/20/26 12:44	1
Phosphorus	<2.5		25	2.5	mg/Kg		01/20/26 09:35	01/20/26 12:44	1
Potassium	<31		100	31	mg/Kg		01/20/26 09:35	01/20/26 12:44	1
Selenium	<0.70		3.5	0.70	mg/Kg		01/20/26 09:35	01/20/26 12:44	1
Silver	<0.090		2.5	0.090	mg/Kg		01/20/26 09:35	01/20/26 12:44	1
Sodium	<28		100	28	mg/Kg		01/20/26 09:35	01/20/26 12:44	1
Strontium	<1.0		5.0	1.0	mg/Kg		01/20/26 09:35	01/20/26 12:44	1
Thallium	<0.65		1.0	0.65	mg/Kg		01/20/26 09:35	01/20/26 12:44	1
Tin	<1.6		5.0	1.6	mg/Kg		01/20/26 09:35	01/20/26 12:44	1
Titanium	<0.14		5.0	0.14	mg/Kg		01/20/26 09:35	01/20/26 12:44	1
Vanadium	<0.10		5.0	0.10	mg/Kg		01/20/26 09:35	01/20/26 12:44	1
Zinc	<1.8		5.0	1.8	mg/Kg		01/20/26 09:35	01/20/26 12:44	1

Lab Sample ID: MB 705-108777/1-A — **Client Sample ID: Method Blank**
Matrix: Solid — **Prep Type: Total/NA**
Analysis Batch: 109970 — **Prep Batch: 108777**

Analyte	MB Result	MB Qualifier	RL	MDL	Unit	D	Prepared	Analyzed	Dil Fac
Lithium	<0.11		5.0	0.11	mg/Kg		01/20/26 09:35	01/24/26 17:59	1

Lab Sample ID: LCS 705-108777/2-A — **Client Sample ID: Lab Control Sample**
Matrix: Solid — **Prep Type: Total/NA**
Analysis Batch: 108957 — **Prep Batch: 108777**

Analyte	Spike Added	LCS Result	LCS Qualifier	Unit	D	%Rec	%Rec Limits
Aluminum	500	477		mg/Kg		95	80 - 120
Antimony	50.0	46.3		mg/Kg		93	80 - 120
Arsenic	50.0	45.4		mg/Kg		91	80 - 120
Barium	50.0	48.9		mg/Kg		98	80 - 120
Beryllium	50.0	48.5		mg/Kg		97	80 - 120
Boron	50.0	45.6		mg/Kg		91	80 - 120
Cadmium	50.0	47.7		mg/Kg		95	80 - 120
Calcium	500	491		mg/Kg		98	80 - 120

Method: 6010D - Metals (ICP) (Continued)

Lab Sample ID: LCS 705-108777/2-A — **Client Sample ID: Lab Control Sample**
Matrix: Solid — **Prep Type: Total/NA**
Analysis Batch: 108957 — **Prep Batch: 108777**

Analyte	Spike Added	LCS Result	LCS Qualifier	Unit	D	%Rec	%Rec Limits
Chromium	50.0	49.9		mg/Kg		100	80 - 120
Cobalt	50.0	49.3		mg/Kg		99	80 - 120
Copper	50.0	49.9		mg/Kg		100	80 - 120
Iron	500	498		mg/Kg		100	80 - 120
Lead	50.0	48.5		mg/Kg		97	80 - 120
Magnesium	500	478		mg/Kg		96	80 - 120
Manganese	50.0	49.6		mg/Kg		99	80 - 120
Molybdenum	50.0	48.7		mg/Kg		97	80 - 120
Nickel	50.0	49.7		mg/Kg		99	80 - 120
Phosphorus	50.0	46.0		mg/Kg		92	80 - 120
Potassium	500	468		mg/Kg		94	80 - 120
Selenium	50.0	43.4		mg/Kg		87	80 - 120
Silver	5.00	4.65		mg/Kg		93	80 - 120
Sodium	500	464		mg/Kg		93	80 - 120
Strontium	50.0	48.3		mg/Kg		97	80 - 120
Thallium	50.0	46.1		mg/Kg		92	80 - 120
Tin	50.0	49.1		mg/Kg		98	80 - 120
Titanium	50.0	50.1		mg/Kg		100	80 - 120
Vanadium	50.0	49.2		mg/Kg		98	80 - 120
Zinc	50.0	48.1		mg/Kg		96	80 - 120

Lab Sample ID: LCS 705-108777/2-A — **Client Sample ID: Lab Control Sample**
Matrix: Solid — **Prep Type: Total/NA**
Analysis Batch: 109970 — **Prep Batch: 108777**

Analyte	Spike Added	LCS Result	LCS Qualifier	Unit	D	%Rec	%Rec Limits
Lithium	50.0	54.0		mg/Kg		108	80 - 120

Lab Sample ID: 705-55099-A-33-C MS — **Client Sample ID: Matrix Spike**
Matrix: Solid — **Prep Type: Total/NA**
Analysis Batch: 108957 — **Prep Batch: 108777**

Analyte	Sample Result	Sample Qualifier	Spike Added	MS Result	MS Qualifier	Unit	D	%Rec	%Rec Limits
Aluminum	28000	E	375	31700	E 4	mg/Kg	☼	1037	75 - 125
Antimony	0.98	J F1	37.5	10.5	F1	mg/Kg	☼	26	75 - 125
Arsenic	3.1	F1	37.5	31.2		mg/Kg	☼	75	75 - 125
Barium	69		37.5	106		mg/Kg	☼	100	75 - 125
Beryllium	0.99	J	37.5	33.8		mg/Kg	☼	88	75 - 125
Boron	16	J F1	37.5	41.6	F1	mg/Kg	☼	69	75 - 125
Cadmium	0.12	J	37.5	34.6		mg/Kg	☼	92	75 - 125
Calcium	<22	F1 L	375	254	F1	mg/Kg	☼	68	75 - 125
Chromium	65	F1	37.5	76.8	F1	mg/Kg	☼	32	75 - 125
Cobalt	4.9		37.5	41.4		mg/Kg	☼	97	75 - 125
Copper	61		37.5	103		mg/Kg	☼	110	75 - 125
Iron	17000	E	375	17000	E 4	mg/Kg	☼	-46	75 - 125
Lead	16		37.5	47.8		mg/Kg	☼	85	75 - 125
Magnesium	2500		375	2860	4	mg/Kg	☼	108	75 - 125
Manganese	160		37.5	218	4	mg/Kg	☼	165	75 - 125
Molybdenum	5.1	F1	37.5	33.2		mg/Kg	☼	75	75 - 125

Method: 6010D - Metals (ICP) (Continued)

Lab Sample ID: 705-55099-A-33-C MS
Matrix: Solid
Analysis Batch: 108957

Client Sample ID: Matrix Spike
Prep Type: Total/NA
Prep Batch: 108777

Analyte	Sample Result	Sample Qualifier	Spike Added	MS Result	MS Qualifier	Unit	D	%Rec	%Rec Limits
Nickel	14		37.5	48.7		mg/Kg	☼	92	75 - 125
Phosphorus	510		37.5	409	4	mg/Kg	☼	-260	75 - 125
Potassium	3300		375	3720	4	mg/Kg	☼	115	75 - 125
Selenium	<0.52	F1	37.5	25.1	F1	mg/Kg	☼	67	75 - 125
Silver	0.072	J	3.75	3.42		mg/Kg	☼	89	75 - 125
Sodium	120		375	530		mg/Kg	☼	110	75 - 125
Strontium	0.88	J	37.5	34.7		mg/Kg	☼	90	75 - 125
Thallium	<0.49	L	37.5	33.2		mg/Kg	☼	89	75 - 125
Tin	2.8	J	37.5	33.9		mg/Kg	☼	83	75 - 125
Titanium	1500	E	37.5	1490	E 4	mg/Kg	☼	80	75 - 125
Vanadium	100		37.5	136		mg/Kg	☼	82	75 - 125
Zinc	48		37.5	81.1		mg/Kg	☼	88	75 - 125

Lab Sample ID: 705-55099-A-33-D MSD
Matrix: Solid
Analysis Batch: 108957

Client Sample ID: Matrix Spike Duplicate
Prep Type: Total/NA
Prep Batch: 108777

Analyte	Sample Result	Sample Qualifier	Spike Added	MSD Result	MSD Qualifier	Unit	D	%Rec	%Rec Limits	RPD	RPD Limit
Aluminum	28000	E	375	32500	E 4	mg/Kg	☼	1232	75 - 125	2	20
Antimony	0.98	J F1	37.5	9.86	F1	mg/Kg	☼	24	75 - 125	7	20
Arsenic	3.1	F1	37.5	30.7	F1	mg/Kg	☼	73	75 - 125	2	20
Barium	69		37.5	106		mg/Kg	☼	99	75 - 125	0	20
Beryllium	0.99	J	37.5	34.2		mg/Kg	☼	89	75 - 125	1	20
Boron	16	J F1	37.5	42.4	F1	mg/Kg	☼	71	75 - 125	2	20
Cadmium	0.12	J	37.5	34.9		mg/Kg	☼	93	75 - 125	1	20
Calcium	<22	F1 L	375	246	F1	mg/Kg	☼	66	75 - 125	3	20
Chromium	65	F1	37.5	65.4	F1	mg/Kg	☼	2	75 - 125	16	20
Cobalt	4.9		37.5	37.5		mg/Kg	☼	87	75 - 125	10	20
Copper	61		37.5	102		mg/Kg	☼	109	75 - 125	0	20
Iron	17000	E	375	17000	E 4	mg/Kg	☼	-34	75 - 125	0	20
Lead	16		37.5	47.4		mg/Kg	☼	84	75 - 125	1	20
Magnesium	2500		375	2880	4	mg/Kg	☼	114	75 - 125	1	20
Manganese	160		37.5	183	4	mg/Kg	☼	72	75 - 125	17	20
Molybdenum	5.1	F1	37.5	32.8	F1	mg/Kg	☼	74	75 - 125	1	20
Nickel	14		37.5	47.5		mg/Kg	☼	89	75 - 125	2	20
Phosphorus	510		37.5	406	4	mg/Kg	☼	-269	75 - 125	1	20
Potassium	3300		375	3770	4	mg/Kg	☼	128	75 - 125	1	20
Selenium	<0.52	F1	37.5	24.5	F1	mg/Kg	☼	65	75 - 125	3	20
Silver	0.072	J	3.75	3.42		mg/Kg	☼	89	75 - 125	0	20
Sodium	120		375	535		mg/Kg	☼	111	75 - 125	1	20
Strontium	0.88	J	37.5	35.2		mg/Kg	☼	92	75 - 125	1	20
Thallium	<0.49	L	37.5	33.8		mg/Kg	☼	90	75 - 125	2	20
Tin	2.8	J	37.5	33.7		mg/Kg	☼	83	75 - 125	1	20
Titanium	1500	E	37.5	1510	E 4	mg/Kg	☼	131	75 - 125	1	20
Vanadium	100		37.5	137		mg/Kg	☼	84	75 - 125	1	20
Zinc	48		37.5	81.0		mg/Kg	☼	88	75 - 125	0	20

QC Association Summary

Client: Arcadis US Inc.
Project/Site: Plant McIntosh

Job ID: 705-55029-1

Metals

Prep Batch: 108777

Lab Sample ID	Client Sample ID	Prep Type	Matrix	Method	Prep Batch
705-55029-1	MCF-SB11-14-15	Total/NA	Solid	3050B	
MB 705-108777/1-A	Method Blank	Total/NA	Solid	3050B	
LCS 705-108777/2-A	Lab Control Sample	Total/NA	Solid	3050B	
705-55099-A-33-C MS	Matrix Spike	Total/NA	Solid	3050B	
705-55099-A-33-D MSD	Matrix Spike Duplicate	Total/NA	Solid	3050B	

Analysis Batch: 108957

Lab Sample ID	Client Sample ID	Prep Type	Matrix	Method	Prep Batch
705-55029-1	MCF-SB11-14-15	Total/NA	Solid	6010D	108777
MB 705-108777/1-A	Method Blank	Total/NA	Solid	6010D	108777
LCS 705-108777/2-A	Lab Control Sample	Total/NA	Solid	6010D	108777
705-55099-A-33-C MS	Matrix Spike	Total/NA	Solid	6010D	108777
705-55099-A-33-D MSD	Matrix Spike Duplicate	Total/NA	Solid	6010D	108777

Analysis Batch: 109970

Lab Sample ID	Client Sample ID	Prep Type	Matrix	Method	Prep Batch
705-55029-1	MCF-SB11-14-15	Total/NA	Solid	6010D	108777
MB 705-108777/1-A	Method Blank	Total/NA	Solid	6010D	108777
LCS 705-108777/2-A	Lab Control Sample	Total/NA	Solid	6010D	108777

Analysis Batch: 109979

Lab Sample ID	Client Sample ID	Prep Type	Matrix	Method	Prep Batch
705-55029-1	MCF-SB11-14-15	Total/NA	Solid	6010D	108777
705-55029-1	MCF-SB11-14-15	Total/NA	Solid	6010D	108777

General Chemistry

Analysis Batch: 109462

Lab Sample ID	Client Sample ID	Prep Type	Matrix	Method	Prep Batch
705-55029-1	MCF-SB11-14-15	Total/NA	Solid	D 2216	

Accreditation/Certification Summary

Client: Arcadis US Inc.
Project/Site: Plant McIntosh

Job ID: 705-55029-1

Laboratory: Eurofins Atlanta

Unless otherwise noted, all analytes for this laboratory were covered under each accreditation/certification below.

Authority	Program	Identification Number	Expiration Date
Florida	NELAP	E87582	06-30-26

The following analytes are included in this report, but the laboratory is not certified by the governing authority. This list may include analytes for which the agency does not offer certification.

Analysis Method	Prep Method	Matrix	Analyte
6010D	3050B	Solid	Boron
6010D	3050B	Solid	Strontium
D 2216		Solid	Percent Moisture

Georgia	State	E87582	06-30-26

The following analytes are included in this report, but the laboratory is not certified by the governing authority. This list may include analytes for which the agency does not offer certification.

Analysis Method	Prep Method	Matrix	Analyte
6010D	3050B	Solid	Boron
6010D	3050B	Solid	Lithium
6010D	3050B	Solid	Strontium
D 2216		Solid	Percent Moisture

eurofins | Environment Testing

ANALYTICAL REPORT

PREPARED FOR

Attn: Adam Dettmer
Arcadis US Inc.
1100 Superior Ave
Suite 1250
Cleveland, Ohio 44114

Generated 2/3/2026 5:45:32 PM

JOB DESCRIPTION

Plant McIntosh

JOB NUMBER

705-55566-1

Eurofins Atlanta
3080 Presidential Dr
Atlanta GA 30340

See page two for job notes and contact information.

my EOL

Eurofins Atlanta

Job Notes

The test results in this report relate only to the samples as received by the laboratory and will meet all requirements of the methodology, with any exceptions noted. This report shall not be reproduced except in full, without the express written approval of the laboratory. All questions should be directed to the Eurofins Environment Testing Southeast, LLC Project Manager.

Authorization

Generated
2/3/2026 5:45:32 PM

Authorized for release by
David Fuller, Project Manager
David.Fuller@et.eurofinsus.com
(770)344-8986

Table of Contents

Cover Page 1
Table of Contents 3
Sample Summary 4
Chain of Custody 5
Receipt Checklists 6
Definitions/Glossary 7
Case Narrative 8
Detection Summary 9
Client Sample Results 11
Method Summary 14
Lab Chronicle 15
QC Sample Results 17
QC Association Summary 21
Certification Summary 22

Sample Summary

Client: Arcadis US Inc.
Project/Site: Plant McIntosh

Job ID: 705-55566-1

Lab Sample ID	Client Sample ID	Matrix	Collected	Received	Sample Origin
705-55566-1	MCI-SB-11-34-35	Solid	01/20/26 13:40	01/22/26 16:55	Georgia
705-55566-2	MCI-SB12-16-17	Solid	01/20/26 17:50	01/22/26 16:55	Georgia
705-55566-3	MCI-SB12-19-20	Solid	01/20/26 18:00	01/22/26 16:55	Georgia

Eurofins Atlanta
3080 Presidential Dr
Atlanta, GA 30340
Phone (770) 457-8177

Chain of Custody Record

eurofins
Environment Testing

Client Information	Sampler: Perry Studebaker	Lab PM: Fuller, David	Carrier Tracking No(s):	COC No: 705-20941-9977 2
Client Contact: Adam Dettmer	Phone: 770-547-8501	E-Mail: David.Fuller@et.eurofinsus.com	State of Origin: GA	Page: Page 2 of 2
Company: Arcadis US Inc.	PWSID:			Job #:
Address: 1100 Superior Ave Suite 1250	Due Date Requested:			
City: Cleveland	TAT Requested (days): Standard			
State, Zip: OH, 44114	Compliance Project: Δ Yes Δ No			
Phone:	PO #: Purchase Order Requested			
Email: Adam.Dettmer@arcadis.com	WO #:			
Project Name: Plant McIntosh	Project #: 70505860			
Site:	SSOW#:			

Analysis Requested

Preservation Codes:
N - None

705-55566 COC

Other:

Sample Identification	Sample Date	Sample Time	Sample Type (C=Comp, G=grab)	Matrix (W=water, S=solid, O=waste/oil, BT=Tissue, A=Air, DW=Drinking Water)	Field Filtered Sample (Yes or No)	Perform MS/MSD (Yes or No)	Moisture - Percent Moisture	6010D - 29 ICP Metals	Total Number of containers	Special Instructions/Note:
			Preservation Code:				N	N		
MCI-SB11-34-35	1/20/26	1340	G	S	N	Y	X	X	6	MS/MSD
MCI-SB12-16-17	1/20/26	1750	G	S	N	N	X	X	2	
MCI-SB12-19-20	1/20/26	1800	G	S	N	N	X	X	2	

705-55566 Chain of Custody

Possible Hazard Identification
☐ Non-Hazard ☐ Flammable ☐ Skin Irritant ☐ Poison B ☐ Unknown ☐ Radiological

Sample Disposal (A fee may be assessed if samples are retained longer than 1 month)
☐ Return To Client ☐ Disposal By Lab ☐ Archive For _____ Months

Deliverable Requested: I, II, III, IV, Other (specify)

Special Instructions/QC Requirements:

Empty Kit Relinquished by:	Date:	Time:	Method of Shipment:

Relinquished by	Date/Time	Company	Received by	Date/Time	Company
Perry Studebaker	1/22/26 1655	Arcadis	[signature]	1/22/26 1655	

Custody Seals Intact: Δ Yes Δ No
Custody Seal No.:
Cooler Temperature(s) °C and Other Remarks: 5.1/5.1

Ver: 05/06/2024

Login Sample Receipt Checklist

Client: Arcadis US Inc.

Job Number: 705-55566-1

Login Number: 55566
List Number: 1
Creator: Lincoln, Alyssa

List Source: Eurofins Atlanta

Question	Answer	Comment
The cooler's custody seal, if present, is intact.	True	
The cooler does not appear to have been compromised or tampered with.	True	
Samples were received on ice.	True	
Cooler Temperature is acceptable.	True	
Cooler Temperature is recorded.	True	
COC present.	True	
COC is filled out in ink and legible.	True	
COC is filled out with all pertinent information.	True	
Sample custody seals, if present, are intact.	True	
Sample collection date/times are provided.	True	
The samples do not appear to have been compromised or tampered with.	True	
Containers are not broken or leaking.	True	
There are no discrepancies between the containers received and the COC.	True	
Sample containers have legible labels.	True	
Appropriate sample containers were rec'd and sufficient volume for all analyses.	True	
Samples are received within Holding Time (excluding tests with immediate HTs).	True	
Containers requiring zero headspace have no headspace or bubble is <6mm (1/4").	N/A	
Is there sufficient air space in bottle for bacteriological analysis.	True	

Definitions/Glossary

Client: Arcadis US Inc.
Project/Site: Plant McIntosh

Job ID: 705-55566-1

Qualifiers

Metals

Qualifier	Qualifier Description
^+	Continuing Calibration Verification (CCV) is outside acceptance limits, high biased.
4	MS, MSD: The analyte present in the original sample is greater than 4 times the matrix spike concentration; therefore, control limits are not applicable.
E	Result exceeded calibration range.
F1	MS and/or MSD recovery exceeds control limits.
F2	MS/MSD RPD exceeds control limits
J	Result is less than the RL but greater than or equal to the MDL and the concentration is an approximate value.

Glossary

Abbreviation	These commonly used abbreviations may or may not be present in this report.
☼	Listed under the "D" column to designate that the result is reported on a dry weight basis
%R	Percent Recovery
CFL	Contains Free Liquid
CFU	Colony Forming Unit
CNF	Contains No Free Liquid
DER	Duplicate Error Ratio (normalized absolute difference)
Dil Fac	Dilution Factor
DL	Detection Limit (DoD/DOE)
DL, RA, RE, IN	Indicates a Dilution, Re-analysis, Re-extraction, or additional Initial metals/anion analysis of the sample
DLC	Decision Level Concentration (Radiochemistry)
EDL	Estimated Detection Limit (Dioxin)
LOD	Limit of Detection (DoD/DOE)
LOQ	Limit of Quantitation (DoD/DOE)
MCL	EPA recommended "Maximum Contaminant Level"
MDA	Minimum Detectable Activity (Radiochemistry)
MDC	Minimum Detectable Concentration (Radiochemistry)
MDL	Method Detection Limit
ML	Minimum Level (Dioxin)
MPN	Most Probable Number
MQL	Method Quantitation Limit
NC	Not Calculated
ND	Not Detected at the reporting limit (or MDL or EDL if shown)
NEG	Negative / Absent
POS	Positive / Present
PQL	Practical Quantitation Limit
PRES	Presumptive
QC	Quality Control
RER	Relative Error Ratio (Radiochemistry)
RL	Reporting Limit or Requested Limit (Radiochemistry)
RPD	Relative Percent Difference, a measure of the relative difference between two points
TEF	Toxicity Equivalent Factor (Dioxin)
TEQ	Toxicity Equivalent Quotient (Dioxin)
TNTC	Too Numerous To Count

Job Narrative
705-55566-1

The analytical test results presented in this report meet all requirements of the associated regulatory program listed on the Accreditation/Certification Summary Page, unless otherwise noted. Data qualifiers and/or narrative comments are included to explain any exceptions, if applicable. Regulated compliance samples (e.g. SDWA, NPDES) must comply with associated agency requirements/permits.

- Matrix-specific batch QC (e.g., MS, MSD, SD) may not be reported when insufficient sample volume is available or when site-specific QC samples are not submitted. In such cases, a Laboratory Control Sample Duplicate (LCSD) may be analyzed to provide precision data for the batch.
- For samples analyzed using surrogate and/or isotope dilution analytes, any recoveries falling outside of established acceptance criteria are re-prepared and/or re-analyzed to confirm results, unless the deviation is due to sample dilution or otherwise explained in the case narrative.

Receipt
The samples were received on 1/22/2026 4:55 PM. Unless otherwise noted below, the samples arrived in good condition, and, where required, properly preserved and on ice. The temperature of the cooler at receipt time was 5.1°C.

Metals
Method 6010D: The native sample, matrix spike, and matrix spike duplicate (MS/MSD) associated with preparation batch 705-110465 and analytical batch 705-111018 were performed at the same dilution. Due to the additional level of analyte present in the spiked samples, the concentration of Aluminum, Calcium and Phosphorus in the MS/MSD was above the instrument calibration range or otherwise 4x the spike amount. The data have been reported and qualified.

Method 6010D: The matrix spike / matrix spike duplicate (MS/MSD) recoveries and precision for preparation batch 705-110465 and analytical batch 705-111018 were outside control limits. Sample matrix interference and/or non-homogeneity are suspected because the associated laboratory control sample / laboratory sample control duplicate (LCS/LCSD) precision was within acceptance limits.

Method 6010D: The matrix spike / matrix spike duplicate (MS/MSD) recoveries for preparation batch 705-110465 and analytical batch 705-111323 were outside control limits. Sample matrix interference is suspected because the associated laboratory control sample (LCS) recovery was within acceptance limits. The PDS passed.

Method 6010D: The continuing calibration verification (CCV) associated with batch 705-111018 recovered above the upper control limit for Copper and Strontium. The samples associated with this CCV were non-detects or batch QC for the affected analytes; therefore, the data have been reported. The associated samples are:MCI-SB-11-34-35 (705-55566-1[MS]), MCI-SB-11-34-35 (705-55566-1[MSD]), (CCV 705-111018/24), (LCS 705-110465/2-A) and (MB 705-110465/1-A).

No additional analytical or quality issues were noted, other than those described above or in the Definitions/ Glossary page.

General Chemistry
No additional analytical or quality issues were noted, other than those described above or in the Definitions/ Glossary page.

Detection Summary

Client: Arcadis US Inc.
Project/Site: Plant McIntosh

Job ID: 705-55566-1

Client Sample ID: MCI-SB-11-34-35 — Lab Sample ID: 705-55566-1

Analyte	Result	Qualifier	RL	MDL	Unit	Dil Fac	D	Method	Prep Type
Aluminum	2000	F2	41	3.3	mg/Kg	1	☼	6010D	Total/NA
Antimony	0.50	J	2.0	0.32	mg/Kg	1	☼	6010D	Total/NA
Barium	16		4.1	0.31	mg/Kg	1	☼	6010D	Total/NA
Beryllium	0.42	J	2.0	0.091	mg/Kg	1	☼	6010D	Total/NA
Boron	2.2	J	20	1.5	mg/Kg	1	☼	6010D	Total/NA
Cadmium	0.15	J	2.0	0.090	mg/Kg	1	☼	6010D	Total/NA
Calcium	6100	F2	41	24	mg/Kg	1	☼	6010D	Total/NA
Chromium	7.7		2.0	0.28	mg/Kg	1	☼	6010D	Total/NA
Cobalt	0.34	J	2.0	0.11	mg/Kg	1	☼	6010D	Total/NA
Copper	0.91	J ^+	2.0	0.25	mg/Kg	1	☼	6010D	Total/NA
Iron	1500	F1 F2	41	6.2	mg/Kg	1	☼	6010D	Total/NA
Lead	2.2	J	4.1	0.33	mg/Kg	1	☼	6010D	Total/NA
Lithium	1.9	J F1	4.1	0.085	mg/Kg	1	☼	6010D	Total/NA
Magnesium	400	F1 F2	41	1.8	mg/Kg	1	☼	6010D	Total/NA
Manganese	14		4.1	0.087	mg/Kg	1	☼	6010D	Total/NA
Molybdenum	0.53	J	4.1	0.26	mg/Kg	1	☼	6010D	Total/NA
Nickel	1.3	J	4.1	0.78	mg/Kg	1	☼	6010D	Total/NA
Phosphorus	2300	F2	20	2.0	mg/Kg	1	☼	6010D	Total/NA
Potassium	250	F1 F2	81	25	mg/Kg	1	☼	6010D	Total/NA
Sodium	130		81	23	mg/Kg	1	☼	6010D	Total/NA
Strontium	31		4.1	0.82	mg/Kg	1	☼	6010D	Total/NA
Titanium	32	F1 F2	4.1	0.11	mg/Kg	1	☼	6010D	Total/NA
Vanadium	4.6		4.1	0.083	mg/Kg	1	☼	6010D	Total/NA
Zinc	3.7	J	4.1	1.5	mg/Kg	1	☼	6010D	Total/NA

Client Sample ID: MCI-SB12-16-17 — Lab Sample ID: 705-55566-2

Analyte	Result	Qualifier	RL	MDL	Unit	Dil Fac	D	Method	Prep Type
Aluminum	19000		2200	180	mg/Kg	50	☼	6010D	Total/NA
Antimony	0.82	J	2.2	0.35	mg/Kg	1	☼	6010D	Total/NA
Arsenic	2.1	J	2.2	0.41	mg/Kg	1	☼	6010D	Total/NA
Barium	53		4.4	0.34	mg/Kg	1	☼	6010D	Total/NA
Beryllium	0.66	J	2.2	0.098	mg/Kg	1	☼	6010D	Total/NA
Boron	11	J	22	1.6	mg/Kg	1	☼	6010D	Total/NA
Calcium	2000		220	130	mg/Kg	5	☼	6010D	Total/NA
Chromium	22		2.2	0.30	mg/Kg	1	☼	6010D	Total/NA
Cobalt	4.8		2.2	0.12	mg/Kg	1	☼	6010D	Total/NA
Copper	7.9		2.2	0.27	mg/Kg	1	☼	6010D	Total/NA
Iron	30000		2200	330	mg/Kg	50	☼	6010D	Total/NA
Lead	10		4.4	0.36	mg/Kg	1	☼	6010D	Total/NA
Lithium	7.2		4.4	0.092	mg/Kg	1	☼	6010D	Total/NA
Magnesium	1800		44	1.9	mg/Kg	1	☼	6010D	Total/NA
Manganese	66		4.4	0.093	mg/Kg	1	☼	6010D	Total/NA
Molybdenum	2.4	J	4.4	0.28	mg/Kg	1	☼	6010D	Total/NA
Nickel	8.4		4.4	0.84	mg/Kg	1	☼	6010D	Total/NA
Phosphorus	65		22	2.1	mg/Kg	1	☼	6010D	Total/NA
Potassium	1800		87	27	mg/Kg	1	☼	6010D	Total/NA
Sodium	160		87	24	mg/Kg	1	☼	6010D	Total/NA
Strontium	6.6		4.4	0.88	mg/Kg	1	☼	6010D	Total/NA
Tin	1.4	J	4.4	1.4	mg/Kg	1	☼	6010D	Total/NA
Titanium	160		4.4	0.12	mg/Kg	1	☼	6010D	Total/NA

This Detection Summary does not include radiochemical test results.

Client Sample ID: MCI-SB12-16-17 (Continued) — Lab Sample ID: 705-55566-2

Analyte	Result	Qualifier	RL	MDL	Unit	Dil Fac	D	Method	Prep Type
Vanadium	46		4.4	0.089	mg/Kg	1	☼	6010D	Total/NA
Zinc	36		4.4	1.6	mg/Kg	1	☼	6010D	Total/NA

Client Sample ID: MCI-SB12-19-20 — Lab Sample ID: 705-55566-3

Analyte	Result	Qualifier	RL	MDL	Unit	Dil Fac	D	Method	Prep Type
Aluminum	3500		1500	120	mg/Kg	50	☼	6010D	Total/NA
Antimony	0.26	J	1.5	0.24	mg/Kg	1	☼	6010D	Total/NA
Arsenic	0.79	J	1.5	0.28	mg/Kg	1	☼	6010D	Total/NA
Barium	19		3.0	0.23	mg/Kg	1	☼	6010D	Total/NA
Beryllium	0.22	J	1.5	0.067	mg/Kg	1	☼	6010D	Total/NA
Boron	3.5	J	15	1.1	mg/Kg	1	☼	6010D	Total/NA
Calcium	170		30	18	mg/Kg	1	☼	6010D	Total/NA
Chromium	4.4		1.5	0.20	mg/Kg	1	☼	6010D	Total/NA
Cobalt	1.4	J	1.5	0.084	mg/Kg	1	☼	6010D	Total/NA
Copper	3.1		1.5	0.19	mg/Kg	1	☼	6010D	Total/NA
Iron	7000		1500	230	mg/Kg	50	☼	6010D	Total/NA
Lead	3.7		3.0	0.24	mg/Kg	1	☼	6010D	Total/NA
Lithium	1.1	J	3.0	0.063	mg/Kg	1	☼	6010D	Total/NA
Magnesium	300		30	1.3	mg/Kg	1	☼	6010D	Total/NA
Manganese	15		3.0	0.064	mg/Kg	1	☼	6010D	Total/NA
Molybdenum	0.57	J	3.0	0.19	mg/Kg	1	☼	6010D	Total/NA
Nickel	2.5	J	3.0	0.57	mg/Kg	1	☼	6010D	Total/NA
Phosphorus	64		15	1.5	mg/Kg	1	☼	6010D	Total/NA
Potassium	350		60	18	mg/Kg	1	☼	6010D	Total/NA
Sodium	64		60	17	mg/Kg	1	☼	6010D	Total/NA
Strontium	5.1		3.0	0.60	mg/Kg	1	☼	6010D	Total/NA
Titanium	39		3.0	0.081	mg/Kg	1	☼	6010D	Total/NA
Vanadium	9.2		3.0	0.061	mg/Kg	1	☼	6010D	Total/NA
Zinc	8.1		3.0	1.1	mg/Kg	1	☼	6010D	Total/NA

This Detection Summary does not include radiochemical test results.

Client Sample Results

Client: Arcadis US Inc.
Project/Site: Plant McIntosh

Job ID: 705-55566-1

Client Sample ID: MCI-SB-11-34-35

Lab Sample ID: 705-55566-1

Date Collected: 01/20/26 13:40
Matrix: Solid
Date Received: 01/22/26 16:55
Percent Solids: 81.4

Method: SW846 6010D - Metals (ICP)

Analyte	Result	Qualifier	RL	MDL	Unit	D	Prepared	Analyzed	Dil Fac
Aluminum	2000	F2	41	3.3	mg/Kg	☼	01/28/26 10:28	01/29/26 21:24	1
Antimony	0.50	J	2.0	0.32	mg/Kg	☼	01/28/26 10:28	01/29/26 21:24	1
Arsenic	<0.38		2.0	0.38	mg/Kg	☼	01/28/26 10:28	01/29/26 21:24	1
Barium	16		4.1	0.31	mg/Kg	☼	01/28/26 10:28	01/29/26 21:24	1
Beryllium	0.42	J	2.0	0.091	mg/Kg	☼	01/28/26 10:28	01/29/26 21:24	1
Boron	2.2	J	20	1.5	mg/Kg	☼	01/28/26 10:28	01/29/26 21:24	1
Cadmium	0.15	J	2.0	0.090	mg/Kg	☼	01/28/26 10:28	01/29/26 21:24	1
Calcium	6100	F2	41	24	mg/Kg	☼	01/28/26 10:28	01/29/26 21:24	1
Chromium	7.7		2.0	0.28	mg/Kg	☼	01/28/26 10:28	01/29/26 21:24	1
Cobalt	0.34	J	2.0	0.11	mg/Kg	☼	01/28/26 10:28	01/29/26 21:24	1
Copper	0.91	J ^+	2.0	0.25	mg/Kg	☼	01/28/26 10:28	01/29/26 21:24	1
Iron	1500	F1 F2	41	6.2	mg/Kg	☼	01/28/26 10:28	01/29/26 21:24	1
Lead	2.2	J	4.1	0.33	mg/Kg	☼	01/28/26 10:28	01/29/26 21:24	1
Lithium	1.9	J F1	4.1	0.085	mg/Kg	☼	01/28/26 10:28	02/01/26 13:53	1
Magnesium	400	F1 F2	41	1.8	mg/Kg	☼	01/28/26 10:28	01/29/26 21:24	1
Manganese	14		4.1	0.087	mg/Kg	☼	01/28/26 10:28	01/29/26 21:24	1
Molybdenum	0.53	J	4.1	0.26	mg/Kg	☼	01/28/26 10:28	01/29/26 21:24	1
Nickel	1.3	J	4.1	0.78	mg/Kg	☼	01/28/26 10:28	01/29/26 21:24	1
Phosphorus	2300	F2	20	2.0	mg/Kg	☼	01/28/26 10:28	01/29/26 21:24	1
Potassium	250	F1 F2	81	25	mg/Kg	☼	01/28/26 10:28	01/29/26 21:24	1
Selenium	<0.57		2.8	0.57	mg/Kg	☼	01/28/26 10:28	01/29/26 21:24	1
Silver	<0.073		2.0	0.073	mg/Kg	☼	01/28/26 10:28	01/29/26 21:24	1
Sodium	130		81	23	mg/Kg	☼	01/28/26 10:28	01/29/26 21:24	1
Strontium	31		4.1	0.82	mg/Kg	☼	01/28/26 10:28	02/03/26 10:02	1
Thallium	<0.53		0.81	0.53	mg/Kg	☼	01/28/26 10:28	01/29/26 21:24	1
Tin	<1.3		4.1	1.3	mg/Kg	☼	01/28/26 10:28	01/29/26 21:24	1
Titanium	32	F1 F2	4.1	0.11	mg/Kg	☼	01/28/26 10:28	01/29/26 21:24	1
Vanadium	4.6		4.1	0.083	mg/Kg	☼	01/28/26 10:28	01/29/26 21:24	1
Zinc	3.7	J	4.1	1.5	mg/Kg	☼	01/28/26 10:28	01/29/26 21:24	1

Client Sample ID: MCI-SB12-16-17

Lab Sample ID: 705-55566-2

Date Collected: 01/20/26 17:50
Matrix: Solid
Date Received: 01/22/26 16:55
Percent Solids: 75.6

Method: SW846 6010D - Metals (ICP)

Analyte	Result	Qualifier	RL	MDL	Unit	D	Prepared	Analyzed	Dil Fac
Aluminum	19000		2200	180	mg/Kg	☼	01/28/26 10:28	02/03/26 10:16	50
Antimony	0.82	J	2.2	0.35	mg/Kg	☼	01/28/26 10:28	01/29/26 21:39	1
Arsenic	2.1	J	2.2	0.41	mg/Kg	☼	01/28/26 10:28	01/29/26 21:39	1
Barium	53		4.4	0.34	mg/Kg	☼	01/28/26 10:28	01/29/26 21:39	1
Beryllium	0.66	J	2.2	0.098	mg/Kg	☼	01/28/26 10:28	01/29/26 21:39	1
Boron	11	J	22	1.6	mg/Kg	☼	01/28/26 10:28	01/29/26 21:39	1
Cadmium	<0.097		2.2	0.097	mg/Kg	☼	01/28/26 10:28	01/29/26 21:39	1
Calcium	2000		220	130	mg/Kg	☼	01/28/26 10:28	02/03/26 12:34	5
Chromium	22		2.2	0.30	mg/Kg	☼	01/28/26 10:28	01/29/26 21:39	1
Cobalt	4.8		2.2	0.12	mg/Kg	☼	01/28/26 10:28	01/29/26 21:39	1
Copper	7.9		2.2	0.27	mg/Kg	☼	01/28/26 10:28	02/03/26 10:05	1
Iron	30000		2200	330	mg/Kg	☼	01/28/26 10:28	02/03/26 10:16	50
Lead	10		4.4	0.36	mg/Kg	☼	01/28/26 10:28	01/29/26 21:39	1
Lithium	7.2		4.4	0.092	mg/Kg	☼	01/28/26 10:28	02/01/26 14:06	1

Client Sample Results

Client: Arcadis US Inc.
Project/Site: Plant McIntosh

Job ID: 705-55566-1

Client Sample ID: MCI-SB12-16-17

Lab Sample ID: 705-55566-2

Date Collected: 01/20/26 17:50
Date Received: 01/22/26 16:55

Matrix: Solid
Percent Solids: 75.6

Method: SW846 6010D - Metals (ICP) (Continued)

Analyte	Result	Qualifier	RL	MDL	Unit	D	Prepared	Analyzed	Dil Fac
Magnesium	1800		44	1.9	mg/Kg	☼	01/28/26 10:28	01/29/26 21:39	1
Manganese	66		4.4	0.093	mg/Kg	☼	01/28/26 10:28	01/29/26 21:39	1
Molybdenum	2.4	J	4.4	0.28	mg/Kg	☼	01/28/26 10:28	01/29/26 21:39	1
Nickel	8.4		4.4	0.84	mg/Kg	☼	01/28/26 10:28	01/29/26 21:39	1
Phosphorus	65		22	2.1	mg/Kg	☼	01/28/26 10:28	01/29/26 21:39	1
Potassium	1800		87	27	mg/Kg	☼	01/28/26 10:28	01/29/26 21:39	1
Selenium	<0.61		3.1	0.61	mg/Kg	☼	01/28/26 10:28	01/29/26 21:39	1
Silver	<0.079		2.2	0.079	mg/Kg	☼	01/28/26 10:28	01/29/26 21:39	1
Sodium	160		87	24	mg/Kg	☼	01/28/26 10:28	01/29/26 21:39	1
Strontium	6.6		4.4	0.88	mg/Kg	☼	01/28/26 10:28	02/03/26 10:05	1
Thallium	<0.57		0.87	0.57	mg/Kg	☼	01/28/26 10:28	01/29/26 21:39	1
Tin	1.4	J	4.4	1.4	mg/Kg	☼	01/28/26 10:28	01/29/26 21:39	1
Titanium	160		4.4	0.12	mg/Kg	☼	01/28/26 10:28	01/29/26 21:39	1
Vanadium	46		4.4	0.089	mg/Kg	☼	01/28/26 10:28	01/29/26 21:39	1
Zinc	36		4.4	1.6	mg/Kg	☼	01/28/26 10:28	01/29/26 21:39	1

Client Sample ID: MCI-SB12-19-20

Lab Sample ID: 705-55566-3

Date Collected: 01/20/26 18:00
Date Received: 01/22/26 16:55

Matrix: Solid
Percent Solids: 93.8

Method: SW846 6010D - Metals (ICP)

Analyte	Result	Qualifier	RL	MDL	Unit	D	Prepared	Analyzed	Dil Fac
Aluminum	3500		1500	120	mg/Kg	☼	01/28/26 11:15	02/03/26 10:19	50
Antimony	0.26	J	1.5	0.24	mg/Kg	☼	01/28/26 11:15	01/29/26 22:36	1
Arsenic	0.79	J	1.5	0.28	mg/Kg	☼	01/28/26 11:15	01/29/26 22:36	1
Barium	19		3.0	0.23	mg/Kg	☼	01/28/26 11:15	01/29/26 22:36	1
Beryllium	0.22	J	1.5	0.067	mg/Kg	☼	01/28/26 11:15	01/29/26 22:36	1
Boron	3.5	J	15	1.1	mg/Kg	☼	01/28/26 11:15	01/29/26 22:36	1
Cadmium	<0.066		1.5	0.066	mg/Kg	☼	01/28/26 11:15	01/29/26 22:36	1
Calcium	170		30	18	mg/Kg	☼	01/28/26 11:15	01/29/26 22:36	1
Chromium	4.4		1.5	0.20	mg/Kg	☼	01/28/26 11:15	01/29/26 22:36	1
Cobalt	1.4	J	1.5	0.084	mg/Kg	☼	01/28/26 11:15	01/29/26 22:36	1
Copper	3.1		1.5	0.19	mg/Kg	☼	01/28/26 11:15	02/03/26 10:08	1
Iron	7000		1500	230	mg/Kg	☼	01/28/26 11:15	02/03/26 10:19	50
Lead	3.7		3.0	0.24	mg/Kg	☼	01/28/26 11:15	01/29/26 22:36	1
Lithium	1.1	J	3.0	0.063	mg/Kg	☼	01/28/26 11:15	02/01/26 14:08	1
Magnesium	300		30	1.3	mg/Kg	☼	01/28/26 11:15	01/29/26 22:36	1
Manganese	15		3.0	0.064	mg/Kg	☼	01/28/26 11:15	01/29/26 22:36	1
Molybdenum	0.57	J	3.0	0.19	mg/Kg	☼	01/28/26 11:15	01/29/26 22:36	1
Nickel	2.5	J	3.0	0.57	mg/Kg	☼	01/28/26 11:15	01/29/26 22:36	1
Phosphorus	64		15	1.5	mg/Kg	☼	01/28/26 11:15	01/29/26 22:36	1
Potassium	350		60	18	mg/Kg	☼	01/28/26 11:15	01/29/26 22:36	1
Selenium	<0.42		2.1	0.42	mg/Kg	☼	01/28/26 11:15	01/29/26 22:36	1
Silver	<0.054		1.5	0.054	mg/Kg	☼	01/28/26 11:15	01/29/26 22:36	1
Sodium	64		60	17	mg/Kg	☼	01/28/26 11:15	01/29/26 22:36	1
Strontium	5.1		3.0	0.60	mg/Kg	☼	01/28/26 11:15	02/03/26 10:08	1
Thallium	<0.39		0.60	0.39	mg/Kg	☼	01/28/26 11:15	01/29/26 22:36	1
Tin	<0.97		3.0	0.97	mg/Kg	☼	01/28/26 11:15	01/29/26 22:36	1
Titanium	39		3.0	0.081	mg/Kg	☼	01/28/26 11:15	01/29/26 22:36	1
Vanadium	9.2		3.0	0.061	mg/Kg	☼	01/28/26 11:15	01/29/26 22:36	1

Client Sample Results

Client: Arcadis US Inc.
Project/Site: Plant McIntosh

Job ID: 705-55566-1

Client Sample ID: MCI-SB12-19-20

Lab Sample ID: 705-55566-3

Date Collected: 01/20/26 18:00
Matrix: Solid
Date Received: 01/22/26 16:55
Percent Solids: 93.8

Method: SW846 6010D - Metals (ICP) (Continued)

Analyte	Result	Qualifier	RL	MDL	Unit	D	Prepared	Analyzed	Dil Fac
Zinc	8.1		3.0	1.1	mg/Kg	☼	01/28/26 11:15	01/29/26 22:36	1

Method Summary

Client: Arcadis US Inc.
Project/Site: Plant McIntosh

Job ID: 705-55566-1

Method	Method Description	Protocol	Laboratory
6010D	Metals (ICP)	SW846	EET ATL
D 2216	Percent Moisture	ASTM	EET ATL
3050B	Preparation, Metals	SW846	EET ATL

Protocol References:

ASTM = ASTM International

SW846 = "Test Methods For Evaluating Solid Waste, Physical/Chemical Methods", Third Edition, November 1986 And Its Updates.

Laboratory References:

EET ATL = Eurofins Atlanta, 3080 Presidential Dr, Atlanta, GA 30340, TEL (770)457-8177

Lab Chronicle

Client: Arcadis US Inc.
Project/Site: Plant McIntosh

Job ID: 705-55566-1

Client Sample ID: MCI-SB-11-34-35 — Lab Sample ID: 705-55566-1

Date Collected: 01/20/26 13:40
Date Received: 01/22/26 16:55
Matrix: Solid

Prep Type	Batch Type	Batch Method	Run	Dil Factor	Initial Amount	Final Amount	Batch Number	Prepared or Analyzed	Analyst	Lab
Total/NA	Analysis	D 2216		1			110832	01/29/26 11:58	KK	EET ATL

Client Sample ID: MCI-SB-11-34-35 — Lab Sample ID: 705-55566-1

Date Collected: 01/20/26 13:40
Date Received: 01/22/26 16:55
Matrix: Solid
Percent Solids: 81.4

Prep Type	Batch Type	Batch Method	Run	Dil Factor	Initial Amount	Final Amount	Batch Number	Prepared or Analyzed	Analyst	Lab
Total/NA	Prep	3050B			1.5095 g	50 mL	110465	01/28/26 10:28	TR	EET ATL
Total/NA	Analysis	6010D		1			111323	02/01/26 13:53	MT	EET ATL
Total/NA	Prep	3050B			1.5095 g	50 mL	110465	01/28/26 10:28	TR	EET ATL
Total/NA	Analysis	6010D		1			111018	01/29/26 21:24	DS	EET ATL
Total/NA	Prep	3050B			1.5095 g	50 mL	110465	01/28/26 10:28	TR	EET ATL
Total/NA	Analysis	6010D		1			111635	02/03/26 10:02	DS	EET ATL

Client Sample ID: MCI-SB12-16-17 — Lab Sample ID: 705-55566-2

Date Collected: 01/20/26 17:50
Date Received: 01/22/26 16:55
Matrix: Solid

Prep Type	Batch Type	Batch Method	Run	Dil Factor	Initial Amount	Final Amount	Batch Number	Prepared or Analyzed	Analyst	Lab
Total/NA	Analysis	D 2216		1			110832	01/29/26 11:58	KK	EET ATL

Client Sample ID: MCI-SB12-16-17 — Lab Sample ID: 705-55566-2

Date Collected: 01/20/26 17:50
Date Received: 01/22/26 16:55
Matrix: Solid
Percent Solids: 75.6

Prep Type	Batch Type	Batch Method	Run	Dil Factor	Initial Amount	Final Amount	Batch Number	Prepared or Analyzed	Analyst	Lab
Total/NA	Prep	3050B			1.5159 g	50 mL	110465	01/28/26 10:28	TR	EET ATL
Total/NA	Analysis	6010D		1			111323	02/01/26 14:06	MT	EET ATL
Total/NA	Prep	3050B			1.5159 g	50 mL	110465	01/28/26 10:28	TR	EET ATL
Total/NA	Analysis	6010D		5			111735	02/03/26 12:34	DS	EET ATL
Total/NA	Prep	3050B			1.5159 g	50 mL	110465	01/28/26 10:28	TR	EET ATL
Total/NA	Analysis	6010D		1			111018	01/29/26 21:39	DS	EET ATL
Total/NA	Prep	3050B			1.5159 g	50 mL	110465	01/28/26 10:28	TR	EET ATL
Total/NA	Analysis	6010D		1			111635	02/03/26 10:05	DS	EET ATL
Total/NA	Prep	3050B			1.5159 g	50 mL	110465	01/28/26 10:28	TR	EET ATL
Total/NA	Analysis	6010D		50			111635	02/03/26 10:16	DS	EET ATL

Client Sample ID: MCI-SB12-19-20 — Lab Sample ID: 705-55566-3

Date Collected: 01/20/26 18:00
Date Received: 01/22/26 16:55
Matrix: Solid

Prep Type	Batch Type	Batch Method	Run	Dil Factor	Initial Amount	Final Amount	Batch Number	Prepared or Analyzed	Analyst	Lab
Total/NA	Analysis	D 2216		1			110432	01/28/26 08:00	KK	EET ATL

Lab Chronicle

Client: Arcadis US Inc.
Project/Site: Plant McIntosh

Job ID: 705-55566-1

Client Sample ID: MCI-SB12-19-20

Date Collected: 01/20/26 18:00
Date Received: 01/22/26 16:55

Lab Sample ID: 705-55566-3

Matrix: Solid
Percent Solids: 93.8

Prep Type	Batch Type	Batch Method	Run	Dil Factor	Initial Amount	Final Amount	Batch Number	Prepared or Analyzed	Analyst	Lab
Total/NA	Prep	3050B			1.7850 g	50 mL	110465	01/28/26 11:15	TR	EET ATL
Total/NA	Analysis	6010D		1			111323	02/01/26 14:08	MT	EET ATL
Total/NA	Prep	3050B			1.7850 g	50 mL	110465	01/28/26 11:15	TR	EET ATL
Total/NA	Analysis	6010D		1			111018	01/29/26 22:36	DS	EET ATL
Total/NA	Prep	3050B			1.7850 g	50 mL	110465	01/28/26 11:15	TR	EET ATL
Total/NA	Analysis	6010D		1			111635	02/03/26 10:08	DS	EET ATL
Total/NA	Prep	3050B			1.7850 g	50 mL	110465	01/28/26 11:15	TR	EET ATL
Total/NA	Analysis	6010D		50			111635	02/03/26 10:19	DS	EET ATL

Laboratory References:

EET ATL = Eurofins Atlanta, 3080 Presidential Dr, Atlanta, GA 30340, TEL (770)457-8177

Method: 6010D - Metals (ICP)

Lab Sample ID: MB 705-110465/1-A — **Client Sample ID: Method Blank**
Matrix: Solid — **Prep Type: Total/NA**
Analysis Batch: 111018 — **Prep Batch: 110465**

Analyte	MB Result	MB Qualifier	RL	MDL	Unit	D	Prepared	Analyzed	Dil Fac
Aluminum	<4.1		50	4.1	mg/Kg		01/28/26 10:28	01/29/26 21:12	1
Antimony	<0.40		2.5	0.40	mg/Kg		01/28/26 10:28	01/29/26 21:12	1
Arsenic	<0.47		2.5	0.47	mg/Kg		01/28/26 10:28	01/29/26 21:12	1
Barium	<0.39		5.0	0.39	mg/Kg		01/28/26 10:28	01/29/26 21:12	1
Beryllium	<0.11		2.5	0.11	mg/Kg		01/28/26 10:28	01/29/26 21:12	1
Boron	<1.8		25	1.8	mg/Kg		01/28/26 10:28	01/29/26 21:12	1
Cadmium	<0.11		2.5	0.11	mg/Kg		01/28/26 10:28	01/29/26 21:12	1
Calcium	<29		50	29	mg/Kg		01/28/26 10:28	01/29/26 21:12	1
Chromium	<0.34		2.5	0.34	mg/Kg		01/28/26 10:28	01/29/26 21:12	1
Cobalt	<0.14		2.5	0.14	mg/Kg		01/28/26 10:28	01/29/26 21:12	1
Copper	<0.31	^+	2.5	0.31	mg/Kg		01/28/26 10:28	01/29/26 21:12	1
Iron	<7.7		50	7.7	mg/Kg		01/28/26 10:28	01/29/26 21:12	1
Lead	<0.41		5.0	0.41	mg/Kg		01/28/26 10:28	01/29/26 21:12	1
Magnesium	<2.2		50	2.2	mg/Kg		01/28/26 10:28	01/29/26 21:12	1
Manganese	<0.11		5.0	0.11	mg/Kg		01/28/26 10:28	01/29/26 21:12	1
Molybdenum	<0.32		5.0	0.32	mg/Kg		01/28/26 10:28	01/29/26 21:12	1
Nickel	<0.96		5.0	0.96	mg/Kg		01/28/26 10:28	01/29/26 21:12	1
Phosphorus	<2.5		25	2.5	mg/Kg		01/28/26 10:28	01/29/26 21:12	1
Potassium	<31		100	31	mg/Kg		01/28/26 10:28	01/29/26 21:12	1
Selenium	<0.70		3.5	0.70	mg/Kg		01/28/26 10:28	01/29/26 21:12	1
Silver	<0.090		2.5	0.090	mg/Kg		01/28/26 10:28	01/29/26 21:12	1
Sodium	<28		100	28	mg/Kg		01/28/26 10:28	01/29/26 21:12	1
Strontium	<1.0	^+	5.0	1.0	mg/Kg		01/28/26 10:28	01/29/26 21:12	1
Thallium	<0.65		1.0	0.65	mg/Kg		01/28/26 10:28	01/29/26 21:12	1
Tin	<1.6		5.0	1.6	mg/Kg		01/28/26 10:28	01/29/26 21:12	1
Titanium	<0.14		5.0	0.14	mg/Kg		01/28/26 10:28	01/29/26 21:12	1
Vanadium	<0.10		5.0	0.10	mg/Kg		01/28/26 10:28	01/29/26 21:12	1
Zinc	<1.8		5.0	1.8	mg/Kg		01/28/26 10:28	01/29/26 21:12	1

Lab Sample ID: MB 705-110465/1-A — **Client Sample ID: Method Blank**
Matrix: Solid — **Prep Type: Total/NA**
Analysis Batch: 111323 — **Prep Batch: 110465**

Analyte	MB Result	MB Qualifier	RL	MDL	Unit	D	Prepared	Analyzed	Dil Fac
Lithium	<0.11		5.0	0.11	mg/Kg		01/28/26 10:28	02/01/26 13:49	1

Lab Sample ID: LCS 705-110465/2-A — **Client Sample ID: Lab Control Sample**
Matrix: Solid — **Prep Type: Total/NA**
Analysis Batch: 111018 — **Prep Batch: 110465**

Analyte	Spike Added	LCS Result	LCS Qualifier	Unit	D	%Rec	%Rec Limits
Aluminum	500	496		mg/Kg		99	80 - 120
Antimony	50.0	48.6		mg/Kg		97	80 - 120
Arsenic	50.0	48.0		mg/Kg		96	80 - 120
Barium	50.0	50.5		mg/Kg		101	80 - 120
Beryllium	50.0	50.6		mg/Kg		101	80 - 120
Boron	50.0	47.8		mg/Kg		96	80 - 120
Cadmium	50.0	48.8		mg/Kg		98	80 - 120
Calcium	500	500		mg/Kg		100	80 - 120

Method: 6010D - Metals (ICP) (Continued)

Lab Sample ID: LCS 705-110465/2-A — **Client Sample ID: Lab Control Sample**
Matrix: Solid — **Prep Type: Total/NA**
Analysis Batch: 111018 — **Prep Batch: 110465**

Analyte	Spike Added	LCS Result	LCS Qualifier	Unit	D	%Rec	%Rec Limits
Chromium	50.0	51.0		mg/Kg		102	80 - 120
Cobalt	50.0	50.3		mg/Kg		101	80 - 120
Copper	50.0	54.7	^+	mg/Kg		109	80 - 120
Iron	500	514		mg/Kg		103	80 - 120
Lead	50.0	50.3		mg/Kg		101	80 - 120
Magnesium	500	486		mg/Kg		97	80 - 120
Manganese	50.0	50.9		mg/Kg		102	80 - 120
Molybdenum	50.0	51.2		mg/Kg		102	80 - 120
Nickel	50.0	50.2		mg/Kg		100	80 - 120
Phosphorus	50.0	47.0		mg/Kg		94	80 - 120
Potassium	500	518		mg/Kg		104	80 - 120
Selenium	50.0	43.9		mg/Kg		88	80 - 120
Silver	5.00	4.95		mg/Kg		99	80 - 120
Sodium	500	521		mg/Kg		104	80 - 120
Strontium	50.0	51.5	^+	mg/Kg		103	80 - 120
Thallium	50.0	49.1		mg/Kg		98	80 - 120
Tin	50.0	49.6		mg/Kg		99	80 - 120
Titanium	50.0	51.9		mg/Kg		104	80 - 120
Vanadium	50.0	49.6		mg/Kg		99	80 - 120
Zinc	50.0	47.4		mg/Kg		95	80 - 120

Lab Sample ID: LCS 705-110465/2-A — **Client Sample ID: Lab Control Sample**
Matrix: Solid — **Prep Type: Total/NA**
Analysis Batch: 111323 — **Prep Batch: 110465**

Analyte	Spike Added	LCS Result	LCS Qualifier	Unit	D	%Rec	%Rec Limits
Lithium	50.0	55.7		mg/Kg		111	80 - 120

Lab Sample ID: 705-55566-1 MS — **Client Sample ID: MCI-SB-11-34-35**
Matrix: Solid — **Prep Type: Total/NA**
Analysis Batch: 111018 — **Prep Batch: 110465**

Analyte	Sample Result	Sample Qualifier	Spike Added	MS Result	MS Qualifier	Unit	D	%Rec	%Rec Limits
Aluminum	2000	F2	407	3240	4	mg/Kg	☼	294	75 - 125
Antimony	0.50	J	40.7	32.9		mg/Kg	☼	80	75 - 125
Arsenic	<0.38		40.7	37.5		mg/Kg	☼	92	75 - 125
Barium	16		40.7	54.1		mg/Kg	☼	94	75 - 125
Beryllium	0.42	J	40.7	40.5		mg/Kg	☼	99	75 - 125
Boron	2.2	J	40.7	39.9		mg/Kg	☼	93	75 - 125
Cadmium	0.15	J	40.7	39.7		mg/Kg	☼	97	75 - 125
Calcium	6100	F2	407	5860	4	mg/Kg	☼	-59	75 - 125
Chromium	7.7		40.7	48.7		mg/Kg	☼	101	75 - 125
Cobalt	0.34	J	40.7	38.9		mg/Kg	☼	95	75 - 125
Copper	0.91	J ^+	40.7	45.9	^+	mg/Kg	☼	111	75 - 125
Iron	1500	F1 F2	407	2370	F1	mg/Kg	☼	223	75 - 125
Lead	2.2	J	40.7	41.1		mg/Kg	☼	96	75 - 125
Magnesium	400	F1 F2	407	846		mg/Kg	☼	111	75 - 125
Manganese	14		40.7	59.9		mg/Kg	☼	112	75 - 125
Molybdenum	0.53	J	40.7	39.9		mg/Kg	☼	97	75 - 125

Method: 6010D - Metals (ICP) (Continued)

Lab Sample ID: 705-55566-1 MS — **Client Sample ID: MCI-SB-11-34-35**
Matrix: Solid — **Prep Type: Total/NA**
Analysis Batch: 111018 — **Prep Batch: 110465**

Analyte	Sample Result	Sample Qualifier	Spike Added	MS Result	MS Qualifier	Unit	D	%Rec	%Rec Limits
Nickel	1.3	J	40.7	39.7		mg/Kg	☼	94	75 - 125
Phosphorus	2300	F2	40.7	2090	4	mg/Kg	☼	-552	75 - 125
Potassium	250	F1 F2	407	692		mg/Kg	☼	109	75 - 125
Selenium	<0.57		40.7	35.0		mg/Kg	☼	86	75 - 125
Silver	<0.073		4.07	3.99		mg/Kg	☼	98	75 - 125
Sodium	130		407	539		mg/Kg	☼	101	75 - 125
Strontium	31	^+ F1 F2	40.7	67.6	^+	mg/Kg	☼	89	75 - 125
Thallium	<0.53		40.7	40.4		mg/Kg	☼	99	75 - 125
Tin	<1.3		40.7	39.5		mg/Kg	☼	97	75 - 125
Titanium	32	F1 F2	40.7	72.9		mg/Kg	☼	100	75 - 125
Vanadium	4.6		40.7	45.1		mg/Kg	☼	100	75 - 125
Zinc	3.7	J	40.7	41.2		mg/Kg	☼	92	75 - 125

Lab Sample ID: 705-55566-1 MS — **Client Sample ID: MCI-SB-11-34-35**
Matrix: Solid — **Prep Type: Total/NA**
Analysis Batch: 111323 — **Prep Batch: 110465**

Analyte	Sample Result	Sample Qualifier	Spike Added	MS Result	MS Qualifier	Unit	D	%Rec	%Rec Limits
Lithium	1.9	J F1	40.7	59.1	F1	mg/Kg	☼	141	75 - 125

Lab Sample ID: 705-55566-1 MSD — **Client Sample ID: MCI-SB-11-34-35**
Matrix: Solid — **Prep Type: Total/NA**
Analysis Batch: 111018 — **Prep Batch: 110465**

Analyte	Sample Result	Sample Qualifier	Spike Added	MSD Result	MSD Qualifier	Unit	D	%Rec	%Rec Limits	RPD	RPD Limit
Aluminum	2000	F2	407	4830	4 F2	mg/Kg	☼	686	75 - 125	40	20
Antimony	0.50	J	40.7	31.0		mg/Kg	☼	75	75 - 125	6	20
Arsenic	<0.38		40.7	36.6		mg/Kg	☼	90	75 - 125	2	20
Barium	16		40.7	64.7		mg/Kg	☼	120	75 - 125	18	20
Beryllium	0.42	J	40.7	40.6		mg/Kg	☼	99	75 - 125	0	20
Boron	2.2	J	40.7	40.6		mg/Kg	☼	94	75 - 125	2	20
Cadmium	0.15	J	40.7	40.0		mg/Kg	☼	98	75 - 125	1	20
Calcium	6100	F2	407	8620	E 4 F2	mg/Kg	☼	619	75 - 125	38	20
Chromium	7.7		40.7	52.4		mg/Kg	☼	110	75 - 125	7	20
Cobalt	0.34	J	40.7	38.8		mg/Kg	☼	95	75 - 125	0	20
Copper	0.91	J ^+	40.7	47.2	^+	mg/Kg	☼	114	75 - 125	3	20
Iron	1500	F1 F2	407	3100	F1 F2	mg/Kg	☼	403	75 - 125	27	20
Lead	2.2	J	40.7	43.4		mg/Kg	☼	101	75 - 125	5	20
Magnesium	400	F1 F2	407	1110	F1 F2	mg/Kg	☼	176	75 - 125	27	20
Manganese	14		40.7	54.9		mg/Kg	☼	100	75 - 125	9	20
Molybdenum	0.53	J	40.7	39.3		mg/Kg	☼	95	75 - 125	1	20
Nickel	1.3	J	40.7	40.0		mg/Kg	☼	95	75 - 125	1	20
Phosphorus	2300	F2	40.7	3090	4 F2	mg/Kg	☼	1906	75 - 125	39	20
Potassium	250	F1 F2	407	858	F1 F2	mg/Kg	☼	149	75 - 125	21	20
Selenium	<0.57		40.7	33.8		mg/Kg	☼	83	75 - 125	3	20
Silver	<0.073		4.07	3.96		mg/Kg	☼	97	75 - 125	1	20
Sodium	130		407	620		mg/Kg	☼	121	75 - 125	14	20
Strontium	31	^+ F1 F2	40.7	86.9	F1 F2 ^+	mg/Kg	☼	137	75 - 125	25	20
Thallium	<0.53		40.7	40.9		mg/Kg	☼	100	75 - 125	1	20

Method: 6010D - Metals (ICP) (Continued)

Lab Sample ID: 705-55566-1 MSD — **Client Sample ID: MCI-SB-11-34-35**
Matrix: Solid — **Prep Type: Total/NA**
Analysis Batch: 111018 — **Prep Batch: 110465**

Analyte	Sample Result	Sample Qualifier	Spike Added	MSD Result	MSD Qualifier	Unit	D	%Rec	%Rec Limits	RPD	RPD Limit
Tin	<1.3		40.7	38.8		mg/Kg	☼	95	75 - 125	2	20
Titanium	32	F1 F2	40.7	93.0	F1 F2	mg/Kg	☼	149	75 - 125	24	20
Vanadium	4.6		40.7	48.1		mg/Kg	☼	107	75 - 125	6	20
Zinc	3.7	J	40.7	43.2		mg/Kg	☼	97	75 - 125	5	20

Lab Sample ID: 705-55566-1 MSD — **Client Sample ID: MCI-SB-11-34-35**
Matrix: Solid — **Prep Type: Total/NA**
Analysis Batch: 111323 — **Prep Batch: 110465**

Analyte	Sample Result	Sample Qualifier	Spike Added	MSD Result	MSD Qualifier	Unit	D	%Rec	%Rec Limits	RPD	RPD Limit
Lithium	1.9	J F1	40.7	64.1	F1	mg/Kg	☼	153	75 - 125	8	20

QC Association Summary

Client: Arcadis US Inc.
Project/Site: Plant McIntosh

Job ID: 705-55566-1

Metals

Prep Batch: 110465

Lab Sample ID	Client Sample ID	Prep Type	Matrix	Method	Prep Batch
705-55566-1	MCI-SB-11-34-35	Total/NA	Solid	3050B	
705-55566-2	MCI-SB12-16-17	Total/NA	Solid	3050B	
705-55566-3	MCI-SB12-19-20	Total/NA	Solid	3050B	
MB 705-110465/1-A	Method Blank	Total/NA	Solid	3050B	
LCS 705-110465/2-A	Lab Control Sample	Total/NA	Solid	3050B	
705-55566-1 MS	MCI-SB-11-34-35	Total/NA	Solid	3050B	
705-55566-1 MSD	MCI-SB-11-34-35	Total/NA	Solid	3050B	

Analysis Batch: 111018

Lab Sample ID	Client Sample ID	Prep Type	Matrix	Method	Prep Batch
705-55566-1	MCI-SB-11-34-35	Total/NA	Solid	6010D	110465
705-55566-2	MCI-SB12-16-17	Total/NA	Solid	6010D	110465
705-55566-3	MCI-SB12-19-20	Total/NA	Solid	6010D	110465
MB 705-110465/1-A	Method Blank	Total/NA	Solid	6010D	110465
LCS 705-110465/2-A	Lab Control Sample	Total/NA	Solid	6010D	110465
705-55566-1 MS	MCI-SB-11-34-35	Total/NA	Solid	6010D	110465
705-55566-1 MSD	MCI-SB-11-34-35	Total/NA	Solid	6010D	110465

Analysis Batch: 111323

Lab Sample ID	Client Sample ID	Prep Type	Matrix	Method	Prep Batch
705-55566-1	MCI-SB-11-34-35	Total/NA	Solid	6010D	110465
705-55566-2	MCI-SB12-16-17	Total/NA	Solid	6010D	110465
705-55566-3	MCI-SB12-19-20	Total/NA	Solid	6010D	110465
MB 705-110465/1-A	Method Blank	Total/NA	Solid	6010D	110465
LCS 705-110465/2-A	Lab Control Sample	Total/NA	Solid	6010D	110465
705-55566-1 MS	MCI-SB-11-34-35	Total/NA	Solid	6010D	110465
705-55566-1 MSD	MCI-SB-11-34-35	Total/NA	Solid	6010D	110465

Analysis Batch: 111635

Lab Sample ID	Client Sample ID	Prep Type	Matrix	Method	Prep Batch
705-55566-1	MCI-SB-11-34-35	Total/NA	Solid	6010D	110465
705-55566-2	MCI-SB12-16-17	Total/NA	Solid	6010D	110465
705-55566-2	MCI-SB12-16-17	Total/NA	Solid	6010D	110465
705-55566-3	MCI-SB12-19-20	Total/NA	Solid	6010D	110465
705-55566-3	MCI-SB12-19-20	Total/NA	Solid	6010D	110465

Analysis Batch: 111735

Lab Sample ID	Client Sample ID	Prep Type	Matrix	Method	Prep Batch
705-55566-2	MCI-SB12-16-17	Total/NA	Solid	6010D	110465

General Chemistry

Analysis Batch: 110432

Lab Sample ID	Client Sample ID	Prep Type	Matrix	Method	Prep Batch
705-55566-3	MCI-SB12-19-20	Total/NA	Solid	D 2216	

Analysis Batch: 110832

Lab Sample ID	Client Sample ID	Prep Type	Matrix	Method	Prep Batch
705-55566-1	MCI-SB-11-34-35	Total/NA	Solid	D 2216	
705-55566-2	MCI-SB12-16-17	Total/NA	Solid	D 2216	

Accreditation/Certification Summary

Client: Arcadis US Inc.
Project/Site: Plant McIntosh

Job ID: 705-55566-1

Laboratory: Eurofins Atlanta

The accreditations/certifications listed below are applicable to this report.

Authority	Program	Identification Number	Expiration Date
Florida	NELAP	E87582	06-30-26
Georgia	State	E87582	06-30-26

eurofins | Environment Testing

ANALYTICAL REPORT

PREPARED FOR

Attn: Adam Dettmer
Arcadis US Inc.
1100 Superior Ave
Suite 1250
Cleveland, Ohio 44114

Generated 3/6/2026 2:00:00 PM Revision 2

JOB DESCRIPTION

Plant McIntosh

JOB NUMBER

705-55567-1

Eurofins Atlanta
3080 Presidential Dr
Atlanta GA 30340

See page two for job notes and contact information.

my EOL

Eurofins Atlanta

Job Notes

The test results in this report relate only to the samples as received by the laboratory and will meet all requirements of the methodology, with any exceptions noted. This report shall not be reproduced except in full, without the express written approval of the laboratory. All questions should be directed to the Eurofins Environment Testing Southeast, LLC Project Manager.

Authorization

Generated
3/6/2026 2:00:00 PM
Revision 2

Authorized for release by
David Fuller, Project Manager
David.Fuller@et.eurofinsus.com
(770)344-8986

Table of Contents

Cover Page 1
Table of Contents 3
Sample Summary 4
Chain of Custody 5
Receipt Checklists 6
Definitions/Glossary 7
Case Narrative 8
Detection Summary 9
Client Sample Results 10
Method Summary 12
Lab Chronicle 13
QC Sample Results 14
QC Association Summary 20
Certification Summary 22

Sample Summary

Client: Arcadis US Inc.
Project/Site: Plant McIntosh

Job ID: 705-55567-1

Lab Sample ID	Client Sample ID	Matrix	Collected	Received	Sample Origin
705-55567-1	MCI-VAP11-PACK-34-37	Water	01/20/26 12:05	01/22/26 16:55	Georgia (St)
705-55567-2	MCI-VAP12-PACK-42-45	Water	01/21/26 14:15	01/22/26 16:55	Georgia (St)

Eurofins Atlanta
3080 Presidential Dr
Atlanta, GA 30340
Phone (770) 457-8177

Chain of Custody Record

eurofins | Environme

Client Information	Sampler: Perry Studebaker	Lab PM: Fuller, David	Carrier Tracking No(s):	COC No: 705-20942-9978 2
Client Contact: Adam Dettmer	Phone: 770-547-8501	E-Mail: David.Fuller@et.eurofinsus.com	State of Origin: GA	Page: Page 2 of 2
Company: Arcadis US Inc.	PWSID:			Job #:
Address: 1100 Superior Ave Suite 1250	Due Date Requested:			
City: Cleveland	TAT Requested (days): 7 days			
State, Zip: OH, 44114	Compliance Project: Δ Yes Δ No			
Phone:	PO #: Purchase Order Requested			
Email: Adam Dettmer@arcadis.com	WO #:			
Project Name: Plant McIntosh	Project #: 70505860			
Site:	SSOW#:			

Analysis Requested

Preservation Codes
N - None
D - HNO3

705-55567 COC

Other:

Sample Identification	Sample Date	Sample Time	Sample Type (C=comp, G=grab)	Matrix (W=water S=solid, O=waste/oil, BT=Tissue, A=Air DW=Drinking Water)	Field Filtered Sample (Yes or No)	Perform MS/MSD (Yes or No)	300_ORGFM_28D - 2320B- Chloride, Fluoride, Sulfate, Alk	6010D - App III Metals + Li, Mg, K, Na	6010D - Diss App III Metals + Li,Mg,K, Na (FF)	2540C_Calcd - Solids, Total Dissolved (TDS)	Total Number of containers	Special Instructions/Note:
			Preservation Code:		X	X	N	D	D	N	X	
MCI-VAP11-PACK-34-37	1/20/26	1205	G	W	Y	N	X	X	X	X	4	
MCI-VAP12-PACK-42-45	1/21/26	1415	G	W	Y	N	X	X	X	X	4	

705-55567 Chain of Custody

Possible Hazard Identification
☐ Non-Hazard ☐ Flammable ☐ Skin Irritant ☐ Poison B ☐ Unknown ☐ Radiological

Sample Disposal (A fee may be assessed if samples are retained longer than 1 month)
☐ Return To Client ☐ Disposal By Lab ☐ Archive For _____ Months

Deliverable Requested I, II III, IV, Other (specify)

Special Instructions/QC Requirements.

Empty Kit Relinquished by:	Date:	Time	Method of Shipment:

Relinquished by:	Date/Time:	Company	Received by:	Date/Time:	Company
Perry Studebaker	1/22/26 1655	Arcadis	[signature]	1/22/26 1655	
Relinquished by:	Date/Time:	Company	Received by:	Date/Time:	Company
Relinquished by:	Date/Time:	Company	Received by:	Date/Time:	Company

Custody Seals Intact: Δ Yes Δ No | Custody Seal No | Cooler Temperature(s) °C and Other Remarks: 5.1 / 5.1

Ver: 05/06/2024

Login Sample Receipt Checklist

Client: Arcadis US Inc.

Job Number: 705-55567-1

Login Number: 55567
List Number: 1
Creator: Lincoln, Alyssa

List Source: Eurofins Atlanta

Question	Answer	Comment
The cooler's custody seal, if present, is intact.	True	
The cooler does not appear to have been compromised or tampered with.	True	
Samples were received on ice.	True	
Cooler Temperature is acceptable.	True	
Cooler Temperature is recorded.	True	
COC present.	True	
COC is filled out in ink and legible.	True	
COC is filled out with all pertinent information.	True	
Sample custody seals, if present, are intact.	True	
Sample collection date/times are provided.	True	
The samples do not appear to have been compromised or tampered with.	True	
Containers are not broken or leaking.	True	
There are no discrepancies between the containers received and the COC.	True	
Sample containers have legible labels.	True	
Appropriate sample containers were rec'd and sufficient volume for all analyses.	True	
Samples are received within Holding Time (excluding tests with immediate HTs).	True	
Containers requiring zero headspace have no headspace or bubble is <6mm (1/4").	N/A	
Is there sufficient air space in bottle for bacteriological analysis.	N/A	

Definitions/Glossary

Client: Arcadis US Inc.
Project/Site: Plant McIntosh

Job ID: 705-55567-1

Qualifiers

HPLC/IC

Qualifier	Qualifier Description
F1	MS and/or MSD recovery exceeds control limits.

Metals

Qualifier	Qualifier Description
B	Compound was found in the blank and sample.
F1	MS and/or MSD recovery exceeds control limits.
J	Result is less than the RL but greater than or equal to the MDL and the concentration is an approximate value.

Glossary

Abbreviation	These commonly used abbreviations may or may not be present in this report.
☼	Listed under the "D" column to designate that the result is reported on a dry weight basis
%R	Percent Recovery
CFL	Contains Free Liquid
CFU	Colony Forming Unit
CNF	Contains No Free Liquid
DER	Duplicate Error Ratio (normalized absolute difference)
Dil Fac	Dilution Factor
DL	Detection Limit (DoD/DOE)
DL, RA, RE, IN	Indicates a Dilution, Re-analysis, Re-extraction, or additional Initial metals/anion analysis of the sample
DLC	Decision Level Concentration (Radiochemistry)
EDL	Estimated Detection Limit (Dioxin)
LOD	Limit of Detection (DoD/DOE)
LOQ	Limit of Quantitation (DoD/DOE)
MCL	EPA recommended "Maximum Contaminant Level"
MDA	Minimum Detectable Activity (Radiochemistry)
MDC	Minimum Detectable Concentration (Radiochemistry)
MDL	Method Detection Limit
ML	Minimum Level (Dioxin)
MPN	Most Probable Number
MQL	Method Quantitation Limit
NC	Not Calculated
ND	Not Detected at the reporting limit (or MDL or EDL if shown)
NEG	Negative / Absent
POS	Positive / Present
PQL	Practical Quantitation Limit
PRES	Presumptive
QC	Quality Control
RER	Relative Error Ratio (Radiochemistry)
RL	Reporting Limit or Requested Limit (Radiochemistry)
RPD	Relative Percent Difference, a measure of the relative difference between two points
TEF	Toxicity Equivalent Factor (Dioxin)
TEQ	Toxicity Equivalent Quotient (Dioxin)
TNTC	Too Numerous To Count

Job Narrative
705-55567-1

Revision 2
The report being provided is a revision of the original report sent on 2/3/2026. The report is being revised again in order to add Total & Dissolved Iron & Manganese to be reported for these samples.

Report revision history
Revision 1 - 2/13/2026 - Reason - in order to add Aluminum to the metals list reported.

The analytical test results presented in this report meet all requirements of the associated regulatory program listed on the Accreditation/Certification Summary Page, unless otherwise noted. Data qualifiers and/or narrative comments are included to explain any exceptions, if applicable. Regulated compliance samples (e.g. SDWA, NPDES) must comply with associated agency requirements/permits.

- Matrix-specific batch QC (e.g., MS, MSD, SD) may not be reported when insufficient sample volume is available or when site-specific QC samples are not submitted. In such cases, a Laboratory Control Sample Duplicate (LCSD) may be analyzed to provide precision data for the batch.
- For samples analyzed using surrogate and/or isotope dilution analytes, any recoveries falling outside of established acceptance criteria are re-prepared and/or re-analyzed to confirm results, unless the deviation is due to sample dilution or otherwise explained in the case narrative.

Receipt
The samples were received on 1/22/2026 4:55 PM. Unless otherwise noted below, the samples arrived in good condition, and, where required, properly preserved and on ice. The temperature of the cooler at receipt time was 5.1°C.

HPLC/IC
No additional analytical or quality issues were noted, other than those described above or in the Definitions/ Glossary page.

Metals
Method 6010D: The method blank for preparation batch 705-110108 and analytical batch 705-110715 contained Potassium and Sodium above the method detection limit. This target analyte concentration was less than the reporting limit (RL) in the method blank; therefore, re-extraction and/or re-analysis of samples was not performed.

Method 6010D - Dissolved: The method blank for preparation batch 705-110106 and analytical batch 705-110423 contained Sodium, Dissolved above the method detection limit. This target analyte concentration was less than the reporting limit (RL) in the method blank; therefore, re-extraction and/or re-analysis of samples was not performed.

No additional analytical or quality issues were noted, other than those described above or in the Definitions/ Glossary page.

General Chemistry
No additional analytical or quality issues were noted, other than those described above or in the Definitions/ Glossary page.

Detection Summary

Client: Arcadis US Inc.
Project/Site: Plant McIntosh

Job ID: 705-55567-1

Client Sample ID: MCI-VAP11-PACK-34-37 — Lab Sample ID: 705-55567-1

Analyte	Result	Qualifier	RL	MDL	Unit	Dil Fac	D	Method	Prep Type
Chloride	12		1.0	0.98	mg/L	1		300.0	Total/NA
Fluoride	0.55		0.20	0.081	mg/L	1		300.0	Total/NA
Sulfate	150		10	7.7	mg/L	10		300.0	Total/NA
Aluminum	28		0.20	0.063	mg/L	1		6010D	Total/NA
Boron	1.4		0.050	0.026	mg/L	1		6010D	Total/NA
Calcium	230		1.0	0.38	mg/L	10		6010D	Total/NA
Iron	30		0.10	0.035	mg/L	1		6010D	Total/NA
Lithium	0.065		0.020	0.0037	mg/L	1		6010D	Total/NA
Magnesium	16		0.10	0.036	mg/L	1		6010D	Total/NA
Manganese	1.6		0.015	0.0013	mg/L	1		6010D	Total/NA
Potassium	8.8	B	0.50	0.32	mg/L	1		6010D	Total/NA
Sodium	12	B	1.0	0.039	mg/L	1		6010D	Total/NA
Boron, Dissolved	1.4		0.050	0.026	mg/L	1		6010D	Dissolved
Calcium, Dissolved	47		0.10	0.038	mg/L	1		6010D	Dissolved
Iron, Dissolved	3.5		0.10	0.035	mg/L	1		6010D	Dissolved
Lithium, Dissolved	0.037		0.020	0.0037	mg/L	1		6010D	Dissolved
Magnesium, Dissolved	7.5		0.10	0.036	mg/L	1		6010D	Dissolved
Manganese, Dissolved	0.82		0.015	0.0013	mg/L	1		6010D	Dissolved
Potassium, Dissolved	2.7		0.50	0.32	mg/L	1		6010D	Dissolved
Sodium, Dissolved	9.2	B	1.0	0.039	mg/L	1		6010D	Dissolved
Alkalinity	41		3.0	3.0	mg/L	1		2320B-2011	Total/NA
Total Dissolved Solids	340		31	31	mg/L	1		2540C - 2015	Total/NA

Client Sample ID: MCI-VAP12-PACK-42-45 — Lab Sample ID: 705-55567-2

Analyte	Result	Qualifier	RL	MDL	Unit	Dil Fac	D	Method	Prep Type
Chloride	8.5		1.0	0.98	mg/L	1		300.0	Total/NA
Fluoride	0.41		0.20	0.081	mg/L	1		300.0	Total/NA
Sulfate	160		10	7.7	mg/L	10		300.0	Total/NA
Aluminum	120		0.20	0.063	mg/L	1		6010D	Total/NA
Boron	1.6		0.050	0.026	mg/L	1		6010D	Total/NA
Calcium	400		1.0	0.38	mg/L	10		6010D	Total/NA
Iron	320		1.0	0.35	mg/L	10		6010D	Total/NA
Lithium	0.23		0.020	0.0037	mg/L	1		6010D	Total/NA
Magnesium	43		0.10	0.036	mg/L	1		6010D	Total/NA
Manganese	2.7		0.015	0.0013	mg/L	1		6010D	Total/NA
Potassium	34	B	0.50	0.32	mg/L	1		6010D	Total/NA
Sodium	29	B	1.0	0.039	mg/L	1		6010D	Total/NA
Boron, Dissolved	1.4		0.050	0.026	mg/L	1		6010D	Dissolved
Calcium, Dissolved	55		0.10	0.038	mg/L	1		6010D	Dissolved
Lithium, Dissolved	0.050		0.020	0.0037	mg/L	1		6010D	Dissolved
Magnesium, Dissolved	6.3		0.10	0.036	mg/L	1		6010D	Dissolved
Manganese, Dissolved	0.068		0.015	0.0013	mg/L	1		6010D	Dissolved
Potassium, Dissolved	6.6		0.50	0.32	mg/L	1		6010D	Dissolved
Sodium, Dissolved	19	B	1.0	0.039	mg/L	1		6010D	Dissolved
Alkalinity	310		3.0	3.0	mg/L	1		2320B-2011	Total/NA
Total Dissolved Solids	390		100	100	mg/L	1		2540C - 2015	Total/NA

This Detection Summary does not include radiochemical test results.

Client Sample Results

Client: Arcadis US Inc.
Project/Site: Plant McIntosh

Job ID: 705-55567-1

Client Sample ID: MCI-VAP11-PACK-34-37

Lab Sample ID: 705-55567-1
Matrix: Water

Date Collected: 01/20/26 12:05
Date Received: 01/22/26 16:55

Method: EPA 300.0 - Anions, Ion Chromatography

Analyte	Result	Qualifier	RL	MDL	Unit	D	Prepared	Analyzed	Dil Fac
Chloride	12		1.0	0.98	mg/L			01/27/26 17:41	1
Fluoride	0.55		0.20	0.081	mg/L			01/27/26 17:41	1
Sulfate	150		10	7.7	mg/L			01/27/26 19:58	10

Method: SW846 6010D - Metals (ICP)

Analyte	Result	Qualifier	RL	MDL	Unit	D	Prepared	Analyzed	Dil Fac
Aluminum	28		0.20	0.063	mg/L		01/26/26 15:35	01/28/26 19:04	1
Boron	1.4		0.050	0.026	mg/L		01/26/26 15:35	01/28/26 19:04	1
Calcium	230		1.0	0.38	mg/L		01/26/26 15:35	02/03/26 09:29	10
Iron	30		0.10	0.035	mg/L		01/26/26 15:35	01/28/26 19:04	1
Lithium	0.065		0.020	0.0037	mg/L		01/26/26 15:35	01/30/26 09:52	1
Magnesium	16		0.10	0.036	mg/L		01/26/26 15:35	01/28/26 19:04	1
Manganese	1.6		0.015	0.0013	mg/L		01/26/26 15:35	01/28/26 19:04	1
Potassium	8.8	B	0.50	0.32	mg/L		01/26/26 15:35	01/28/26 19:04	1
Sodium	12	B	1.0	0.039	mg/L		01/26/26 15:35	01/28/26 19:04	1

Method: SW846 6010D - Metals (ICP) - Dissolved

Analyte	Result	Qualifier	RL	MDL	Unit	D	Prepared	Analyzed	Dil Fac
Aluminum, Dissolved	<0.063		0.20	0.063	mg/L			01/27/26 12:04	1
Boron, Dissolved	1.4		0.050	0.026	mg/L			01/27/26 12:04	1
Calcium, Dissolved	47		0.10	0.038	mg/L			01/27/26 12:04	1
Iron, Dissolved	3.5		0.10	0.035	mg/L			01/27/26 12:04	1
Lithium, Dissolved	0.037		0.020	0.0037	mg/L			01/27/26 08:17	1
Magnesium, Dissolved	7.5		0.10	0.036	mg/L			01/27/26 12:04	1
Manganese, Dissolved	0.82		0.015	0.0013	mg/L			01/27/26 12:04	1
Potassium, Dissolved	2.7		0.50	0.32	mg/L			01/27/26 12:04	1
Sodium, Dissolved	9.2	B	1.0	0.039	mg/L			01/27/26 12:04	1

General Chemistry

Analyte	Result	Qualifier	RL	MDL	Unit	D	Prepared	Analyzed	Dil Fac
Alkalinity (SM 2320B-2011)	41		3.0	3.0	mg/L			02/02/26 09:22	1
Total Dissolved Solids (SM 2540C - 2015)	340		31	31	mg/L			01/24/26 13:06	1

Client Sample ID: MCI-VAP12-PACK-42-45

Lab Sample ID: 705-55567-2
Matrix: Water

Date Collected: 01/21/26 14:15
Date Received: 01/22/26 16:55

Method: EPA 300.0 - Anions, Ion Chromatography

Analyte	Result	Qualifier	RL	MDL	Unit	D	Prepared	Analyzed	Dil Fac
Chloride	8.5		1.0	0.98	mg/L			01/27/26 21:17	1
Fluoride	0.41		0.20	0.081	mg/L			01/27/26 21:17	1
Sulfate	160		10	7.7	mg/L			01/28/26 01:16	10

Method: SW846 6010D - Metals (ICP)

Analyte	Result	Qualifier	RL	MDL	Unit	D	Prepared	Analyzed	Dil Fac
Aluminum	120		0.20	0.063	mg/L		01/26/26 15:35	01/28/26 19:01	1
Boron	1.6		0.050	0.026	mg/L		01/26/26 15:35	01/28/26 19:01	1
Calcium	400		1.0	0.38	mg/L		01/26/26 15:35	02/03/26 09:32	10
Iron	320		1.0	0.35	mg/L		01/26/26 15:35	02/03/26 09:32	10
Lithium	0.23		0.020	0.0037	mg/L		01/26/26 15:35	01/30/26 09:50	1

Client Sample Results

Client: Arcadis US Inc.
Project/Site: Plant McIntosh

Job ID: 705-55567-1

Client Sample ID: MCI-VAP12-PACK-42-45

Lab Sample ID: 705-55567-2

Date Collected: 01/21/26 14:15
Date Received: 01/22/26 16:55

Matrix: Water

Method: SW846 6010D - Metals (ICP) (Continued)

Analyte	Result	Qualifier	RL	MDL	Unit	D	Prepared	Analyzed	Dil Fac
Magnesium	43		0.10	0.036	mg/L		01/26/26 15:35	01/28/26 19:01	1
Manganese	2.7		0.015	0.0013	mg/L		01/26/26 15:35	01/28/26 19:01	1
Potassium	34	B	0.50	0.32	mg/L		01/26/26 15:35	01/28/26 19:01	1
Sodium	29	B	1.0	0.039	mg/L		01/26/26 15:35	01/28/26 19:01	1

Method: SW846 6010D - Metals (ICP) - Dissolved

Analyte	Result	Qualifier	RL	MDL	Unit	D	Prepared	Analyzed	Dil Fac
Aluminum, Dissolved	<0.063		0.20	0.063	mg/L			01/27/26 12:07	1
Boron, Dissolved	1.4		0.050	0.026	mg/L			01/27/26 12:07	1
Calcium, Dissolved	55		0.10	0.038	mg/L			01/27/26 12:07	1
Iron, Dissolved	<0.035		0.10	0.035	mg/L			01/27/26 12:07	1
Lithium, Dissolved	0.050		0.020	0.0037	mg/L			01/27/26 08:50	1
Magnesium, Dissolved	6.3		0.10	0.036	mg/L			01/27/26 12:07	1
Manganese, Dissolved	0.068		0.015	0.0013	mg/L			01/27/26 12:07	1
Potassium, Dissolved	6.6		0.50	0.32	mg/L			01/27/26 12:07	1
Sodium, Dissolved	19	B	1.0	0.039	mg/L			01/27/26 12:07	1

General Chemistry

Analyte	Result	Qualifier	RL	MDL	Unit	D	Prepared	Analyzed	Dil Fac
Alkalinity (SM 2320B-2011)	310		3.0	3.0	mg/L			02/02/26 08:28	1
Total Dissolved Solids (SM 2540C - 2015)	390		100	100	mg/L			01/28/26 16:45	1

Method Summary

Client: Arcadis US Inc.
Project/Site: Plant McIntosh

Job ID: 705-55567-1

Method	Method Description	Protocol	Laboratory
300.0	Anions, Ion Chromatography	EPA	EET ATL
6010D	Metals (ICP)	SW846	EET ATL
2320B-2011	Alkalinity, Total	SM	EET ATL
2540C - 2015	Total Dissolved Solids (Dried at 180 °C)	SM	EET ATL
3010A	Preparation, Total Metals	SW846	EET ATL

Protocol References:

EPA = US Environmental Protection Agency

SM = "Standard Methods For The Examination Of Water And Wastewater"

SW846 = "Test Methods For Evaluating Solid Waste, Physical/Chemical Methods", Third Edition, November 1986 And Its Updates.

Laboratory References:

EET ATL = Eurofins Atlanta, 3080 Presidential Dr, Atlanta, GA 30340, TEL (770)457-8177

Lab Chronicle

Client: Arcadis US Inc.
Project/Site: Plant McIntosh

Job ID: 705-55567-1

Client Sample ID: MCI-VAP11-PACK-34-37

Lab Sample ID: 705-55567-1
Date Collected: 01/20/26 12:05
Matrix: Water
Date Received: 01/22/26 16:55

Prep Type	Batch Type	Batch Method	Run	Dil Factor	Initial Amount	Final Amount	Batch Number	Prepared or Analyzed	Analyst	Lab
Total/NA	Analysis	300.0		1			110293	01/27/26 17:41	MS	EET ATL
Total/NA	Analysis	300.0		10			110293	01/27/26 19:58	MS	EET ATL
Dissolved	Analysis	6010D		1			110172	01/27/26 08:17	DS	EET ATL
Dissolved	Analysis	6010D		1			110423	01/27/26 12:04	DS	EET ATL
Total/NA	Prep	3010A			50 mL	50 mL	110108	01/26/26 15:35	SA	EET ATL
Total/NA	Analysis	6010D		1			111084	01/30/26 09:52	MT	EET ATL
Total/NA	Prep	3010A			50 mL	50 mL	110108	01/26/26 15:35	SA	EET ATL
Total/NA	Analysis	6010D		1			110715	01/28/26 19:04	DS	EET ATL
Total/NA	Prep	3010A			50 mL	50 mL	110108	01/26/26 15:35	SA	EET ATL
Total/NA	Analysis	6010D		10			111588	02/03/26 09:29	DS	EET ATL
Total/NA	Analysis	2320B-2011		1	50 mL	50 mL	111365	02/02/26 09:22	AH	EET ATL
Total/NA	Analysis	2540C - 2015		1	32 mL	100 mL	109957	01/24/26 13:06	AGA	EET ATL

Client Sample ID: MCI-VAP12-PACK-42-45

Lab Sample ID: 705-55567-2
Date Collected: 01/21/26 14:15
Matrix: Water
Date Received: 01/22/26 16:55

Prep Type	Batch Type	Batch Method	Run	Dil Factor	Initial Amount	Final Amount	Batch Number	Prepared or Analyzed	Analyst	Lab
Total/NA	Analysis	300.0		1			110293	01/27/26 21:17	MS	EET ATL
Total/NA	Analysis	300.0		10			110293	01/28/26 01:16	MS	EET ATL
Dissolved	Analysis	6010D		1			110172	01/27/26 08:50	DS	EET ATL
Dissolved	Analysis	6010D		1			110423	01/27/26 12:07	DS	EET ATL
Total/NA	Prep	3010A			50 mL	50 mL	110108	01/26/26 15:35	SA	EET ATL
Total/NA	Analysis	6010D		1			111084	01/30/26 09:50	MT	EET ATL
Total/NA	Prep	3010A			50 mL	50 mL	110108	01/26/26 15:35	SA	EET ATL
Total/NA	Analysis	6010D		1			110715	01/28/26 19:01	DS	EET ATL
Total/NA	Prep	3010A			50 mL	50 mL	110108	01/26/26 15:35	SA	EET ATL
Total/NA	Analysis	6010D		10			111588	02/03/26 09:32	DS	EET ATL
Total/NA	Analysis	2320B-2011		1	50 mL	50 mL	111359	02/02/26 08:28	AH	EET ATL
Total/NA	Analysis	2540C - 2015		1	10 mL	100 mL	110623	01/28/26 16:45	NN	EET ATL

Laboratory References:
EET ATL = Eurofins Atlanta, 3080 Presidential Dr, Atlanta, GA 30340, TEL (770)457-8177

QC Sample Results

Client: Arcadis US Inc.
Project/Site: Plant McIntosh

Job ID: 705-55567-1

Method: 300.0 - Anions, Ion Chromatography

Lab Sample ID: MB 705-110293/3
Matrix: Water
Analysis Batch: 110293

Client Sample ID: Method Blank
Prep Type: Total/NA

Analyte	MB Result	MB Qualifier	RL	MDL	Unit	D	Prepared	Analyzed	Dil Fac
Chloride	<0.98		1.0	0.98	mg/L			01/27/26 11:30	1
Fluoride	<0.081		0.20	0.081	mg/L			01/27/26 11:30	1
Sulfate	<0.77		1.0	0.77	mg/L			01/27/26 11:30	1

Lab Sample ID: MB 705-110293/65
Matrix: Water
Analysis Batch: 110293

Client Sample ID: Method Blank
Prep Type: Total/NA

Analyte	MB Result	MB Qualifier	RL	MDL	Unit	D	Prepared	Analyzed	Dil Fac
Chloride	<0.98		1.0	0.98	mg/L			01/27/26 20:20	1
Fluoride	<0.081		0.20	0.081	mg/L			01/27/26 20:20	1
Sulfate	<0.77		1.0	0.77	mg/L			01/27/26 20:20	1

Lab Sample ID: LCS 705-110293/4
Matrix: Water
Analysis Batch: 110293

Client Sample ID: Lab Control Sample
Prep Type: Total/NA

Analyte	Spike Added	LCS Result	LCS Qualifier	Unit	D	%Rec	%Rec Limits
Chloride	10.0	9.12		mg/L		91	90 - 110
Fluoride	5.00	4.56		mg/L		91	90 - 110
Sulfate	25.0	23.5		mg/L		94	90 - 110

Lab Sample ID: LCS 705-110293/66
Matrix: Water
Analysis Batch: 110293

Client Sample ID: Lab Control Sample
Prep Type: Total/NA

Analyte	Spike Added	LCS Result	LCS Qualifier	Unit	D	%Rec	%Rec Limits
Chloride	10.0	9.66		mg/L		97	90 - 110
Fluoride	5.00	4.79		mg/L		96	90 - 110
Sulfate	25.0	24.8		mg/L		99	90 - 110

Lab Sample ID: 705-55764-E-11 MS
Matrix: Water
Analysis Batch: 110293

Client Sample ID: Matrix Spike
Prep Type: Total/NA

Analyte	Sample Result	Sample Qualifier	Spike Added	MS Result	MS Qualifier	Unit	D	%Rec	%Rec Limits
Chloride	12		10.0	21.1		mg/L		91	90 - 110
Fluoride	0.090	J F1	5.00	4.58		mg/L		90	90 - 110
Sulfate	3.0		25.0	26.1		mg/L		92	90 - 110

Lab Sample ID: 705-55764-E-11 MSD
Matrix: Water
Analysis Batch: 110293

Client Sample ID: Matrix Spike Duplicate
Prep Type: Total/NA

Analyte	Sample Result	Sample Qualifier	Spike Added	MSD Result	MSD Qualifier	Unit	D	%Rec	%Rec Limits	RPD	RPD Limit
Chloride	12		10.0	21.2		mg/L		92	90 - 110	1	20
Fluoride	0.090	J F1	5.00	4.54	F1	mg/L		89	90 - 110	1	20
Sulfate	3.0		25.0	25.9		mg/L		92	90 - 110	0	20

QC Sample Results

Client: Arcadis US Inc.
Project/Site: Plant McIntosh

Job ID: 705-55567-1

Method: 6010D - Metals (ICP)

Lab Sample ID: MB 705-110108/1-A
Matrix: Water
Analysis Batch: 110715

Client Sample ID: Method Blank
Prep Type: Total/NA
Prep Batch: 110108

Analyte	MB Result	MB Qualifier	RL	MDL	Unit	D	Prepared	Analyzed	Dil Fac
Aluminum	<0.063		0.20	0.063	mg/L		01/26/26 15:35	01/28/26 18:22	1
Boron	<0.026		0.050	0.026	mg/L		01/26/26 15:35	01/28/26 18:22	1
Calcium	<0.038		0.10	0.038	mg/L		01/26/26 15:35	01/28/26 18:22	1
Iron	<0.035		0.10	0.035	mg/L		01/26/26 15:35	01/28/26 18:22	1
Magnesium	<0.036		0.10	0.036	mg/L		01/26/26 15:35	01/28/26 18:22	1
Manganese	<0.0013		0.015	0.0013	mg/L		01/26/26 15:35	01/28/26 18:22	1
Potassium	0.339	J	0.50	0.32	mg/L		01/26/26 15:35	01/28/26 18:22	1
Sodium	0.242	J	1.0	0.039	mg/L		01/26/26 15:35	01/28/26 18:22	1

Lab Sample ID: MB 705-110108/1-A
Matrix: Water
Analysis Batch: 111084

Client Sample ID: Method Blank
Prep Type: Total/NA
Prep Batch: 110108

Analyte	MB Result	MB Qualifier	RL	MDL	Unit	D	Prepared	Analyzed	Dil Fac
Lithium	<0.0037		0.020	0.0037	mg/L		01/26/26 15:35	01/30/26 09:32	1

Lab Sample ID: LCS 705-110108/2-A
Matrix: Water
Analysis Batch: 110715

Client Sample ID: Lab Control Sample
Prep Type: Total/NA
Prep Batch: 110108

Analyte	Spike Added	LCS Result	LCS Qualifier	Unit	D	%Rec	%Rec Limits
Aluminum	10.0	9.81		mg/L		98	80 - 120
Boron	1.00	0.974		mg/L		97	80 - 120
Calcium	10.0	10.2		mg/L		102	80 - 120
Iron	10.0	10.5		mg/L		105	80 - 120
Magnesium	10.0	10.2		mg/L		102	80 - 120
Manganese	1.00	1.03		mg/L		103	80 - 120
Potassium	10.0	10.1		mg/L		101	80 - 120
Sodium	10.0	9.85		mg/L		99	80 - 120

Lab Sample ID: LCS 705-110108/2-A
Matrix: Water
Analysis Batch: 111084

Client Sample ID: Lab Control Sample
Prep Type: Total/NA
Prep Batch: 110108

Analyte	Spike Added	LCS Result	LCS Qualifier	Unit	D	%Rec	%Rec Limits
Lithium	1.00	1.15		mg/L		115	80 - 120

Lab Sample ID: 705-55621-G-1-B MS
Matrix: Water
Analysis Batch: 110715

Client Sample ID: Matrix Spike
Prep Type: Total/NA
Prep Batch: 110108

Analyte	Sample Result	Sample Qualifier	Spike Added	MS Result	MS Qualifier	Unit	D	%Rec	%Rec Limits
Aluminum	0.092	J	10.0	9.89		mg/L		98	75 - 125
Boron	<0.026		1.00	1.00		mg/L		100	75 - 125
Calcium	8.8		10.0	18.8		mg/L		100	75 - 125
Iron	18		10.0	27.8		mg/L		96	75 - 125
Magnesium	3.6		10.0	13.7		mg/L		101	75 - 125
Manganese	0.13		1.00	1.14		mg/L		101	75 - 125
Potassium	5.5	B	10.0	15.5		mg/L		100	75 - 125

Method: 6010D - Metals (ICP) (Continued)

Lab Sample ID: 705-55621-G-1-B MS — **Client Sample ID: Matrix Spike**
Matrix: Water — **Prep Type: Total/NA**
Analysis Batch: 110715 — **Prep Batch: 110108**

Analyte	Sample Result	Sample Qualifier	Spike Added	MS Result	MS Qualifier	Unit	D	%Rec	%Rec Limits		
Sodium	11	B	10.0	20.9		mg/L		99	75 - 125		

Lab Sample ID: 705-55621-G-1-B MS — **Client Sample ID: Matrix Spike**
Matrix: Water — **Prep Type: Total/NA**
Analysis Batch: 111084 — **Prep Batch: 110108**

Analyte	Sample Result	Sample Qualifier	Spike Added	MS Result	MS Qualifier	Unit	D	%Rec	%Rec Limits		
Lithium	0.0046	J F1	1.00	1.26	F1	mg/L		126	75 - 125		

Lab Sample ID: 705-55621-G-1-C MSD — **Client Sample ID: Matrix Spike Duplicate**
Matrix: Water — **Prep Type: Total/NA**
Analysis Batch: 110715 — **Prep Batch: 110108**

Analyte	Sample Result	Sample Qualifier	Spike Added	MSD Result	MSD Qualifier	Unit	D	%Rec	%Rec Limits	RPD	RPD Limit
Aluminum	0.092	J	10.0	9.75		mg/L		97	75 - 125	1	20
Boron	<0.026		1.00	0.994		mg/L		99	75 - 125	1	20
Calcium	8.8		10.0	18.8		mg/L		100	75 - 125	0	20
Iron	18		10.0	27.6		mg/L		94	75 - 125	1	20
Magnesium	3.6		10.0	13.7		mg/L		100	75 - 125	0	20
Manganese	0.13		1.00	1.13		mg/L		100	75 - 125	1	20
Potassium	5.5	B	10.0	15.3		mg/L		98	75 - 125	1	20
Sodium	11	B	10.0	20.6		mg/L		95	75 - 125	2	20

Lab Sample ID: 705-55621-G-1-C MSD — **Client Sample ID: Matrix Spike Duplicate**
Matrix: Water — **Prep Type: Total/NA**
Analysis Batch: 111084 — **Prep Batch: 110108**

Analyte	Sample Result	Sample Qualifier	Spike Added	MSD Result	MSD Qualifier	Unit	D	%Rec	%Rec Limits	RPD	RPD Limit
Lithium	0.0046	J F1	1.00	1.22		mg/L		122	75 - 125	3	20

Lab Sample ID: MB 705-110106/1-A — **Client Sample ID: Method Blank**
Matrix: Water — **Prep Type: Dissolved**
Analysis Batch: 110172

Analyte	MB Result	MB Qualifier	RL	MDL	Unit	D	Prepared	Analyzed	Dil Fac
Lithium, Dissolved	<0.0037		0.020	0.0037	mg/L			01/27/26 08:03	1

Lab Sample ID: LCS 705-110106/2-A — **Client Sample ID: Lab Control Sample**
Matrix: Water — **Prep Type: Dissolved**
Analysis Batch: 110172

Analyte	Spike Added	LCS Result	LCS Qualifier	Unit	D	%Rec	%Rec Limits		
Lithium, Dissolved	1.00	1.06		mg/L		106	80 - 120		

Lab Sample ID: 705-55621-H-1 MS — **Client Sample ID: Matrix Spike**
Matrix: Water — **Prep Type: Dissolved**
Analysis Batch: 110172

Analyte	Sample Result	Sample Qualifier	Spike Added	MS Result	MS Qualifier	Unit	D	%Rec	%Rec Limits		
Lithium, Dissolved	0.0061	J	1.00	1.14		mg/L		114	75 - 125		

Method: 6010D - Metals (ICP) (Continued)

Lab Sample ID: 705-55621-H-1 MSD
Matrix: Water
Analysis Batch: 110172

Client Sample ID: Matrix Spike Duplicate
Prep Type: Dissolved

Analyte	Sample Result	Sample Qualifier	Spike Added	MSD Result	MSD Qualifier	Unit	D	%Rec	%Rec Limits	RPD	RPD Limit
Lithium, Dissolved	0.0061	J	1.00	1.15		mg/L		114	75 - 125	1	20

Lab Sample ID: MB 705-110106/1-A
Matrix: Water
Analysis Batch: 110423

Client Sample ID: Method Blank
Prep Type: Dissolved

Analyte	MB Result	MB Qualifier	RL	MDL	Unit	D	Prepared	Analyzed	Dil Fac
Aluminum, Dissolved	<0.063		0.20	0.063	mg/L			01/27/26 11:25	1
Boron, Dissolved	<0.026		0.050	0.026	mg/L			01/27/26 11:25	1
Calcium, Dissolved	<0.038		0.10	0.038	mg/L			01/27/26 11:25	1
Iron, Dissolved	<0.035		0.10	0.035	mg/L			01/27/26 11:25	1
Magnesium, Dissolved	<0.036		0.10	0.036	mg/L			01/27/26 11:25	1
Manganese, Dissolved	<0.0013		0.015	0.0013	mg/L			01/27/26 11:25	1
Potassium, Dissolved	<0.32		0.50	0.32	mg/L			01/27/26 11:25	1
Sodium, Dissolved	0.570	J	1.0	0.039	mg/L			01/27/26 11:25	1

Lab Sample ID: LCS 705-110106/2-A
Matrix: Water
Analysis Batch: 110423

Client Sample ID: Lab Control Sample
Prep Type: Dissolved

Analyte	Spike Added	LCS Result	LCS Qualifier	Unit	D	%Rec	%Rec Limits
Aluminum, Dissolved	10.0	8.99		mg/L		90	80 - 120
Boron, Dissolved	1.00	0.920		mg/L		92	80 - 120
Calcium, Dissolved	10.0	8.94		mg/L		89	80 - 120
Iron, Dissolved	10.0	9.23		mg/L		92	80 - 120
Magnesium, Dissolved	10.0	9.15		mg/L		91	80 - 120
Manganese, Dissolved	1.00	0.907		mg/L		91	80 - 120
Potassium, Dissolved	10.0	8.92		mg/L		89	80 - 120
Sodium, Dissolved	10.0	9.41		mg/L		94	80 - 120

Lab Sample ID: 705-55621-H-1 MS
Matrix: Water
Analysis Batch: 110423

Client Sample ID: Matrix Spike
Prep Type: Dissolved

Analyte	Sample Result	Sample Qualifier	Spike Added	MS Result	MS Qualifier	Unit	D	%Rec	%Rec Limits
Aluminum, Dissolved	<0.063		10.0	9.08		mg/L		91	75 - 125
Boron, Dissolved	0.027	J	1.00	0.945		mg/L		92	75 - 125
Calcium, Dissolved	8.6		10.0	17.2		mg/L		86	75 - 125
Iron, Dissolved	17		10.0	24.6		mg/L		79	75 - 125
Magnesium, Dissolved	3.4		10.0	12.3		mg/L		89	75 - 125
Manganese, Dissolved	0.12		1.00	1.01		mg/L		89	75 - 125
Potassium, Dissolved	4.9		10.0	14.0		mg/L		92	75 - 125
Sodium, Dissolved	9.6	B	10.0	18.7		mg/L		91	75 - 125

Method: 6010D - Metals (ICP) (Continued)

Lab Sample ID: 705-55621-H-1 MSD — **Client Sample ID: Matrix Spike Duplicate**
Matrix: Water — **Prep Type: Dissolved**
Analysis Batch: 110423

Analyte	Sample Result	Sample Qualifier	Spike Added	MSD Result	MSD Qualifier	Unit	D	%Rec	%Rec Limits	RPD	RPD Limit
Aluminum, Dissolved	<0.063		10.0	9.08		mg/L		91	75 - 125	0	20
Boron, Dissolved	0.027	J	1.00	0.952		mg/L		92	75 - 125	1	20
Calcium, Dissolved	8.6		10.0	17.2		mg/L		86	75 - 125	0	20
Iron, Dissolved	17		10.0	24.6		mg/L		79	75 - 125	0	20
Magnesium, Dissolved	3.4		10.0	12.3		mg/L		89	75 - 125	0	20
Manganese, Dissolved	0.12		1.00	1.01		mg/L		89	75 - 125	0	20
Potassium, Dissolved	4.9		10.0	14.0		mg/L		91	75 - 125	0	20
Sodium, Dissolved	9.6	B	10.0	18.6		mg/L		90	75 - 125	0	20

Method: 2320B-2011 - Alkalinity, Total

Lab Sample ID: LCS 705-111359/1 — **Client Sample ID: Lab Control Sample**
Matrix: Water — **Prep Type: Total/NA**
Analysis Batch: 111359

Analyte			Spike Added	LCS Result	LCS Qualifier	Unit	D	%Rec	%Rec Limits		
Alkalinity			1000	987		mg/L		99	90 - 110		

Lab Sample ID: 705-55642-C-1 DU — **Client Sample ID: Duplicate**
Matrix: Water — **Prep Type: Total/NA**
Analysis Batch: 111359

Analyte	Sample Result	Sample Qualifier		DU Result	DU Qualifier	Unit	D			RPD	RPD Limit
Alkalinity	640			766		mg/L				17	30

Lab Sample ID: LCS 705-111365/1 — **Client Sample ID: Lab Control Sample**
Matrix: Water — **Prep Type: Total/NA**
Analysis Batch: 111365

Analyte			Spike Added	LCS Result	LCS Qualifier	Unit	D	%Rec	%Rec Limits		
Alkalinity			125	137		mg/L		109	90 - 110		

Lab Sample ID: 705-55567-1 DU — **Client Sample ID: MCI-VAP11-PACK-34-37**
Matrix: Water — **Prep Type: Total/NA**
Analysis Batch: 111365

Analyte	Sample Result	Sample Qualifier		DU Result	DU Qualifier	Unit	D			RPD	RPD Limit
Alkalinity	41			48.8		mg/L				18	30

Method: 2540C - 2015 - Total Dissolved Solids (Dried at 180 °C)

Lab Sample ID: MB 705-109957/1 — **Client Sample ID: Method Blank**
Matrix: Water — **Prep Type: Total/NA**
Analysis Batch: 109957

Analyte	MB Result	MB Qualifier	RL	MDL	Unit	D	Prepared	Analyzed	Dil Fac
Total Dissolved Solids	<10		10	10	mg/L			01/24/26 13:06	1

Method: 2540C - 2015 - Total Dissolved Solids (Dried at 180 °C) (Continued)

Lab Sample ID: LCS 705-109957/2 — **Client Sample ID: Lab Control Sample**
Matrix: Water — **Prep Type: Total/NA**
Analysis Batch: 109957

Analyte			Spike Added	LCS Result	LCS Qualifier	Unit	D	%Rec	%Rec Limits		
Total Dissolved Solids			996	932		mg/L		94	80 - 120		

Lab Sample ID: 705-55529-A-1 DU — **Client Sample ID: Duplicate**
Matrix: Water — **Prep Type: Total/NA**
Analysis Batch: 109957

Analyte	Sample Result	Sample Qualifier		DU Result	DU Qualifier	Unit	D			RPD	RPD Limit
Total Dissolved Solids	2400			2380		mg/L				0.2	10

Lab Sample ID: MB 705-110623/1 — **Client Sample ID: Method Blank**
Matrix: Water — **Prep Type: Total/NA**
Analysis Batch: 110623

Analyte	MB Result	MB Qualifier	RL	MDL	Unit	D	Prepared	Analyzed	Dil Fac
Total Dissolved Solids	<10		10	10	mg/L			01/28/26 16:45	1

Lab Sample ID: LCS 705-110623/2 — **Client Sample ID: Lab Control Sample**
Matrix: Water — **Prep Type: Total/NA**
Analysis Batch: 110623

Analyte			Spike Added	LCS Result	LCS Qualifier	Unit	D	%Rec	%Rec Limits		
Total Dissolved Solids			996	1150		mg/L		115	80 - 120		

Lab Sample ID: 705-55755-F-8 DU — **Client Sample ID: Duplicate**
Matrix: Water — **Prep Type: Total/NA**
Analysis Batch: 110623

Analyte	Sample Result	Sample Qualifier		DU Result	DU Qualifier	Unit	D			RPD	RPD Limit
Total Dissolved Solids	430			421		mg/L				2	10

QC Association Summary

Client: Arcadis US Inc.
Project/Site: Plant McIntosh

Job ID: 705-55567-1

HPLC/IC

Analysis Batch: 110293

Lab Sample ID	Client Sample ID	Prep Type	Matrix	Method	Prep Batch
705-55567-1	MCI-VAP11-PACK-34-37	Total/NA	Water	300.0	
705-55567-1	MCI-VAP11-PACK-34-37	Total/NA	Water	300.0	
705-55567-2	MCI-VAP12-PACK-42-45	Total/NA	Water	300.0	
705-55567-2	MCI-VAP12-PACK-42-45	Total/NA	Water	300.0	
MB 705-110293/3	Method Blank	Total/NA	Water	300.0	
MB 705-110293/65	Method Blank	Total/NA	Water	300.0	
LCS 705-110293/4	Lab Control Sample	Total/NA	Water	300.0	
LCS 705-110293/66	Lab Control Sample	Total/NA	Water	300.0	
705-55764-E-11 MS	Matrix Spike	Total/NA	Water	300.0	
705-55764-E-11 MSD	Matrix Spike Duplicate	Total/NA	Water	300.0	

Metals

Filtration Batch: 110106

Lab Sample ID	Client Sample ID	Prep Type	Matrix	Method	Prep Batch
MB 705-110106/1-A	Method Blank	Dissolved	Water	Filtration	
LCS 705-110106/2-A	Lab Control Sample	Dissolved	Water	Filtration	

Prep Batch: 110108

Lab Sample ID	Client Sample ID	Prep Type	Matrix	Method	Prep Batch
705-55567-1	MCI-VAP11-PACK-34-37	Total/NA	Water	3010A	
705-55567-2	MCI-VAP12-PACK-42-45	Total/NA	Water	3010A	
MB 705-110108/1-A	Method Blank	Total/NA	Water	3010A	
LCS 705-110108/2-A	Lab Control Sample	Total/NA	Water	3010A	
705-55621-G-1-B MS	Matrix Spike	Total/NA	Water	3010A	
705-55621-G-1-C MSD	Matrix Spike Duplicate	Total/NA	Water	3010A	

Analysis Batch: 110172

Lab Sample ID	Client Sample ID	Prep Type	Matrix	Method	Prep Batch
705-55567-1	MCI-VAP11-PACK-34-37	Dissolved	Water	6010D	
705-55567-2	MCI-VAP12-PACK-42-45	Dissolved	Water	6010D	
MB 705-110106/1-A	Method Blank	Dissolved	Water	6010D	110106
LCS 705-110106/2-A	Lab Control Sample	Dissolved	Water	6010D	110106
705-55621-H-1 MS	Matrix Spike	Dissolved	Water	6010D	
705-55621-H-1 MSD	Matrix Spike Duplicate	Dissolved	Water	6010D	

Analysis Batch: 110423

Lab Sample ID	Client Sample ID	Prep Type	Matrix	Method	Prep Batch
705-55567-1	MCI-VAP11-PACK-34-37	Dissolved	Water	6010D	
705-55567-2	MCI-VAP12-PACK-42-45	Dissolved	Water	6010D	
MB 705-110106/1-A	Method Blank	Dissolved	Water	6010D	110106
LCS 705-110106/2-A	Lab Control Sample	Dissolved	Water	6010D	110106
705-55621-H-1 MS	Matrix Spike	Dissolved	Water	6010D	
705-55621-H-1 MSD	Matrix Spike Duplicate	Dissolved	Water	6010D	

Analysis Batch: 110715

Lab Sample ID	Client Sample ID	Prep Type	Matrix	Method	Prep Batch
705-55567-1	MCI-VAP11-PACK-34-37	Total/NA	Water	6010D	110108
705-55567-2	MCI-VAP12-PACK-42-45	Total/NA	Water	6010D	110108
MB 705-110108/1-A	Method Blank	Total/NA	Water	6010D	110108
LCS 705-110108/2-A	Lab Control Sample	Total/NA	Water	6010D	110108

Metals (Continued)

Analysis Batch: 110715 (Continued)

Lab Sample ID	Client Sample ID	Prep Type	Matrix	Method	Prep Batch
705-55621-G-1-B MS	Matrix Spike	Total/NA	Water	6010D	110108
705-55621-G-1-C MSD	Matrix Spike Duplicate	Total/NA	Water	6010D	110108

Analysis Batch: 111084

Lab Sample ID	Client Sample ID	Prep Type	Matrix	Method	Prep Batch
705-55567-1	MCI-VAP11-PACK-34-37	Total/NA	Water	6010D	110108
705-55567-2	MCI-VAP12-PACK-42-45	Total/NA	Water	6010D	110108
MB 705-110108/1-A	Method Blank	Total/NA	Water	6010D	110108
LCS 705-110108/2-A	Lab Control Sample	Total/NA	Water	6010D	110108
705-55621-G-1-B MS	Matrix Spike	Total/NA	Water	6010D	110108
705-55621-G-1-C MSD	Matrix Spike Duplicate	Total/NA	Water	6010D	110108

Analysis Batch: 111588

Lab Sample ID	Client Sample ID	Prep Type	Matrix	Method	Prep Batch
705-55567-1	MCI-VAP11-PACK-34-37	Total/NA	Water	6010D	110108
705-55567-2	MCI-VAP12-PACK-42-45	Total/NA	Water	6010D	110108

General Chemistry

Analysis Batch: 109957

Lab Sample ID	Client Sample ID	Prep Type	Matrix	Method	Prep Batch
705-55567-1	MCI-VAP11-PACK-34-37	Total/NA	Water	2540C - 2015	
MB 705-109957/1	Method Blank	Total/NA	Water	2540C - 2015	
LCS 705-109957/2	Lab Control Sample	Total/NA	Water	2540C - 2015	
705-55529-A-1 DU	Duplicate	Total/NA	Water	2540C - 2015	

Analysis Batch: 110623

Lab Sample ID	Client Sample ID	Prep Type	Matrix	Method	Prep Batch
705-55567-2	MCI-VAP12-PACK-42-45	Total/NA	Water	2540C - 2015	
MB 705-110623/1	Method Blank	Total/NA	Water	2540C - 2015	
LCS 705-110623/2	Lab Control Sample	Total/NA	Water	2540C - 2015	
705-55755-F-8 DU	Duplicate	Total/NA	Water	2540C - 2015	

Analysis Batch: 111359

Lab Sample ID	Client Sample ID	Prep Type	Matrix	Method	Prep Batch
705-55567-2	MCI-VAP12-PACK-42-45	Total/NA	Water	2320B-2011	
LCS 705-111359/1	Lab Control Sample	Total/NA	Water	2320B-2011	
705-55642-C-1 DU	Duplicate	Total/NA	Water	2320B-2011	

Analysis Batch: 111365

Lab Sample ID	Client Sample ID	Prep Type	Matrix	Method	Prep Batch
705-55567-1	MCI-VAP11-PACK-34-37	Total/NA	Water	2320B-2011	
LCS 705-111365/1	Lab Control Sample	Total/NA	Water	2320B-2011	
705-55567-1 DU	MCI-VAP11-PACK-34-37	Total/NA	Water	2320B-2011	

Accreditation/Certification Summary

Client: Arcadis US Inc.
Project/Site: Plant McIntosh

Job ID: 705-55567-1

Laboratory: Eurofins Atlanta

The accreditations/certifications listed below are applicable to this report.

Authority	Program	Identification Number	Expiration Date
Florida	NELAP	E87582	06-30-26
Georgia	State	E87582	06-30-26

SGS Canada Inc.
P.O. Box 4300 - 185 Concession St.
Lakefield - Ontario - KOL 2HO
Phone: 705-652-2000 FAX: 705-652-6365

Project : CA20I-00000-110-18122-02

13-February-2026

SGS Lakefield Internal Met-Min
Attn : Huyun Zhou

Date Rec. : 09 February 2026
LR Report: **CA13310-FEB26**

Copy: #1

CERTIFICATE OF ANALYSIS
Final Report

Sample ID	Sample Date & Time	Weight g	Temperature at pH °C	pH no unit	Ammonia+Ammonium (N) as N mg/L	Unionized Ammonia mg/L as N	Cation Exchange Capacity cmol/Kg	Swelling Clay no unit
1: Analysis Start Date		10-Feb-26	10-Feb-26	10-Feb-26	10-Feb-26	10-Feb-26	10-Feb-26	10-Feb-26
2: Analysis Start Time		08:38	12:27	12:27	21:41	21:41	21:41	21:41
3: Analysis Completed Date		13-Feb-26	13-Feb-26	13-Feb-26	12-Feb-26	13-Feb-26	13-Feb-26	13-Feb-26
4: Analysis Completed Time		11:10	11:10	11:10	14:29	11:11	11:11	11:11
5: MCI-SB01-12-14 Clay 1/9/2026 1440	N/A	5.0043	22.1	6.62	594	1.14	42.4	2.2
6: MCI-SB01-18-20 Sand 1/9/2026 1450	N/A	4.9988	22.1	7.12	192	1.16	13.6	0.71
7: MCI-SB04-12-13 Clay 1/10/2026 1340	N/A	4.9958	22.1	6.37	425	0.459	30.3	1.6
8: MCI-SB04-21-22 Sand 1/10/2026 1350	N/A	4.9932	22.1	7.24	166	1.32	11.8	0.61
9: MCI-SB08-21-22 Clay 1/11/2026 1600	N/A	4.9946	22.1	7.14	1140	7.23	81.1	4.2
10: MCI-SB08-36-37 Sand 1/11/2026 1610	N/A	4.9948	22.1	7.23	277	2.15	19.6	1.0

Patti Stark
Project Specialist,
Environment, Health & Safety

OnLine LIMS

0004420802

Results relate only to the sample tested. Data reported represents the sample submitted to SGS. Reproduction of this analytical report in full or in part is prohibited without prior written approval. Please refer to SGS General Conditions of Services located at https://www.sgs.ca/en/terms-and-conditions (Printed copies are available upon request.)
Test method information available upon request. “Temperature Upon Receipt” is representative of the whole shipment and may not reflect the temperature of individual samples.
SGS Canada Inc. Environment-Health & Safety statement of conformity decision rule does not consider uncertainty when analytical results are compared to a specified standard or regulation.

Clay Speciation by X-Ray Diffraction

Report Prepared for:	*Arcadis US Inc* *630 Plaza Drive Suite 600 Highlands Ranch, Colorado 80129, USA*
Project Number/ LIMS No.	*18122-02/MI4565-JAN26*
Sample Receipt:	*January 28, 2026*
Sample Analysis:	*February 24, 2026*
Reporting Date:	*March 31, 2026*

Instrument:	BRUKER AXS D8 Advance Diffractometer
Test Conditions:	Co radiation, 35 kV, 40 mA; Detector: LYNXEYE Regular Scanning: Step: 0.02°, Step time:0.3s, 2θ range: 4-75° Clay Section Scanning: Step: 0.01°, Step time:0.2s, 2θ range: 3-40°
Interpretations :	PDF2/PDF5+ powder diffraction databases issued by the International Center for Diffraction Data (ICDD). Diffrac Eva software.
Detection Limit :	0.5-2%. Strongly dependent on crystallinity.

Contents:

1) Method Summary
2) Semi-Quantitative XRD Results
3) Chemical Balance(s)
4) XRD Pattern(s)

Kim Gibbs, P.Geo.
Group Manager, Mineralogy - Canada

Huyun Zhou, Ph.D., P.Geo.
Senior Mineralogist

ACCREDITATION: SGS Natural Resources Lakefield is accredited to the requirements of ISO/IEC 17025 for specific tests as listed on our scope of accreditation, including geochemical, mineralogical and trade mineral tests. To view a list of the accredited methods, please visit the following website and search SGS Canada Inc. - Minerals: https://www.scc.ca/en/search/palcan.

Method Summary

The Clay Speciation by XRD by XRD (ME-LR-MIN-MET-MN-D04) method used by SGS Natural Resources is accredited to the requirements of ISO/IEC 17025.

Mineral Identification and Interpretation:

Mineral identification and interpretation involve matching the diffraction pattern of a test sample material to patterns of single-phase reference materials. The reference patterns are compiled by the Joint Committee on Powder Diffraction Standards - International Center for Diffraction Data (JCPDS-ICDD) and released on software as a database of Powder Diffraction Files (PDF).

Interpretations do not reflect the presence of non-crystalline and/or amorphous compounds. Mineral proportions are based on relative peak heights and may be strongly influenced by crystallinity, structural group or preferred orientations. Interpretations and relative proportions should be accompanied by supporting petrographic and geochemical data (Whole Rock Analysis, Inductively Coupled Plasma - Optical Emission Spectroscopy, etc.).

Clay Mineral Separation and Identification:

Clay minerals are typically fine-grained (<2 µm) phyllosilicates in sedimentary rock. Due to the poor crystallinity and fine size of clay minerals, separation of the clay fraction from bulk samples by centrifuge is required. A slide of the oriented clay fraction is prepared and scanned followed by a series of procedures (the addition of ethylene glycol and high temperature heating). Clay minerals are identified by their individual diffraction patterns and changes in their diffraction pattern after different treatments.

Bulk Sample Semi-Quantitative Analysis:

The Semi-Quantitative analysis (RIR method) is performed based on each mineral's relative peak heights and of their respective I/Icor values, which are available from the PDF database. Mineral abundances for the bulk sample (in weight %) are generated by Bruker-EVA Software. These data are reconciled with a bulk chemistry (e.g. whole rock analysis including SiO_2, Al_2O_3, Na_2O, K_2O, CaO, MgO, Fe_2O_3, Cr_2O_3, MnO, TiO_2, P_2O_5, V_2O_5 or other chemical data). A chemical balance table shows the difference between the assay results and elemental concentrations determined by XRD.

DISCLAIMER: This document is issued by the Company under its General Conditions of Service accessible at http://www.sgs.com/en/Terms-and-Conditions.aspx. Attention is drawn to the limitation of liability, indemnification and jurisdiction issues defined therein. Any holder of this document is advised that information contained hereon reflects the Company's findings at the time of its intervention only and within the limits of Client's instructions, if any. The Company's sole responsibility is to its Client and this document does not exonerate parties to a transaction from exercising all their rights and obligations under the transaction documents. Any unauthorized alteration, forgery or falsification of the content or appearance of this document is unlawful and offenders may be prosecuted to the fullest extent of the law.

WARNING: The sample(s) to which the findings recorded herein (the "Findings") relate was(were) drawn and / or provided by the Client or by a third party acting at the Client's direction. The Findings constitute no warranty of the sample's representativeness of any goods and strictly relate to the sample(s). The Company accepts no liability with regard to the origin or source from which the sample(s) is/are said to be extracted.

Semi-Quantitative X-ray Diffraction Results

Mineral	MCI-SB01-12-14 Clay 1/9/2026 1440 (wt %)	MCI-SB04-12-13 Clay 1/10/2026 1340 (wt %)	MCI-SB08-21-22 Clay 1/11/2026 1600 (wt %)
Quartz	48.4	61.5	32.3
Muscovite	9.1	3.9	11.4
Potassium-feldspar	6.2	5.8	5.7
Plagioclase	1.0	7.0	4.0
Goethite	2.6	0.6	1.7
Diopside	-	-	3.5
Maghemite	1.3	0.1	1.0
Magnetite	0.3	0.2	1.3
Rutile	0.4	0.5	0.6
Anatase	0.4	0.2	0.3
Calcite	-	-	0.6
Clay			
Illite	6.9	4.3	2.6
Nontronite	5.6	4.9	8.4
Montmorillonite	-	-	12.7
Illite-montmorillonite	6.6	6.0	-
Kaolinite	2.9	2.4	5.0
Dickite	8.3	2.6	9.0
TOTAL	100	100	100

Mineral	Composition
Quartz	SiO_2
Muscovite	$KAl_2(AlSi_3O_{10})(OH)_2$
Potassium-feldspar	$KAlSi_3O_8$
Plagioclase	$(Na,Ca)(Si,Al)AlSi_2O_8$
Goethite	$\alpha FeO{\cdot}OH$
Diopside	$CaMgSi_2O_6$
Maghemite	$\gamma\text{-}Fe_2O_3$
Magnetite	Fe_3O_4
Rutile	TiO_2
Anatase	TiO_2
Calcite	$CaCO_3$
Illite	$(K,H_3O)(Al,Mg,Fe)_2(Si,Al)_4O_{10}[(OH)_2,(H_2O)]$
Nontronite	$Fe_2(Al,Si)_4O_{10}(OH)_2Na_{0.3}{\cdot}4H_2O$
Montmorillonite	$(Na,Ca)_{0.3}(Al,Mg)_2Si_2O_{10}(OH)_2{\cdot}nH_2O$
Illite-montmorillonite	$KAl_4(Si,Al)_8O_{20}(OH)_4{\cdot}8H_2O$
Kaolinite	$Al_2Si_2O_5(OH)_4$
Dickite	$Al_2Si_2O_5(OH)_4$

Chemical Balance

MCI-SB01-12-14 Clay 1/9/2026 1440

Name	Assay[1]	SQD[2]	Delta	Status
Oxygen	-	50.3	-	SQD
Silicon	31.8	32.5	-0.67	Both
Aluminum	8.26	8.32	-0.06	Both
Iron	4.74	4.77	-0.03	Both
Potassium	1.75	2.46	-0.70	Both
Titanium	0.59	0.63	-0.04	Both
Magnesium	0.30	0.39	-0.09	Both
Sodium	0.08	0.15	-0.07	Both
Phosphorus	0.02	-	-	Assay
Calcium	0.02	0.02	0.00	Both
Manganese	0.02	-	-	Assay
Vanadium	0.01	-	-	Assay
Chromium	0.01	-	-	Assay
Hydrogen	-	0.52	-	SQD

1. Values measured by chemical assay.

2. Values calculated based on mineral/compound formulas and quantites identified by semi-quantitative XRD.

MCI-SB04-12-13 Clay 1/10/2026 1340

Name	Assay[1]	SQD[2]	Delta	Status
Oxygen	-	51.1	-	SQD
Silicon	37.3	37.2	0.15	Both
Aluminum	5.19	5.98	-0.79	Both
Iron	2.33	2.23	0.10	Both
Potassium	1.26	1.75	-0.49	Both
Titanium	0.36	0.45	-0.09	Both
Magnesium	0.25	0.24	0.01	Both
Sodium	0.23	0.58	-0.35	Both
Calcium	0.13	0.17	-0.04	Both
Phosphorus	0.02	-	-	Assay
Manganese	0.02	-	-	Assay
Chromium	0.01	-	-	Assay
Vanadium	0.01	-	-	Assay
Hydrogen	-	0.33	-	SQD

1. Values measured by chemical assay.

2. Values calculated based on mineral/compound formulas and quantites identified by semi-quantitative XRD.

Chemical Balance

MCI-SB08-21-22 Clay 1/11/2026 1600

Name	Assay[1]	SQD[2]	Delta	Status
Oxygen	-	51.4	-	SQD
Silicon	29.2	29.7	-0.51	Both
Aluminum	8.26	7.43	0.82	Both
Iron	4.54	5.21	-0.67	Both
Potassium	1.22	2.03	-0.81	Both
Calcium	0.95	1.14	-0.19	Both
Magnesium	0.76	1.02	-0.26	Both
Titanium	0.48	0.64	-0.16	Both
Sodium	0.33	0.48	-0.15	Both
Phosphorus	0.13	-	-	Assay
Manganese	0.02	-	-	Assay
Chromium	0.01	-	-	Assay
Vanadium	0.01	-	-	Assay
Lithium	0.01	-	-	Assay
Hydrogen	-	0.82	-	SQD
Carbon	-	0.07	-	SQD

1. Values measured by chemical assay.

2. Values calculated based on mineral/compound formulas and quantites identified by semi-quantitative XRD.

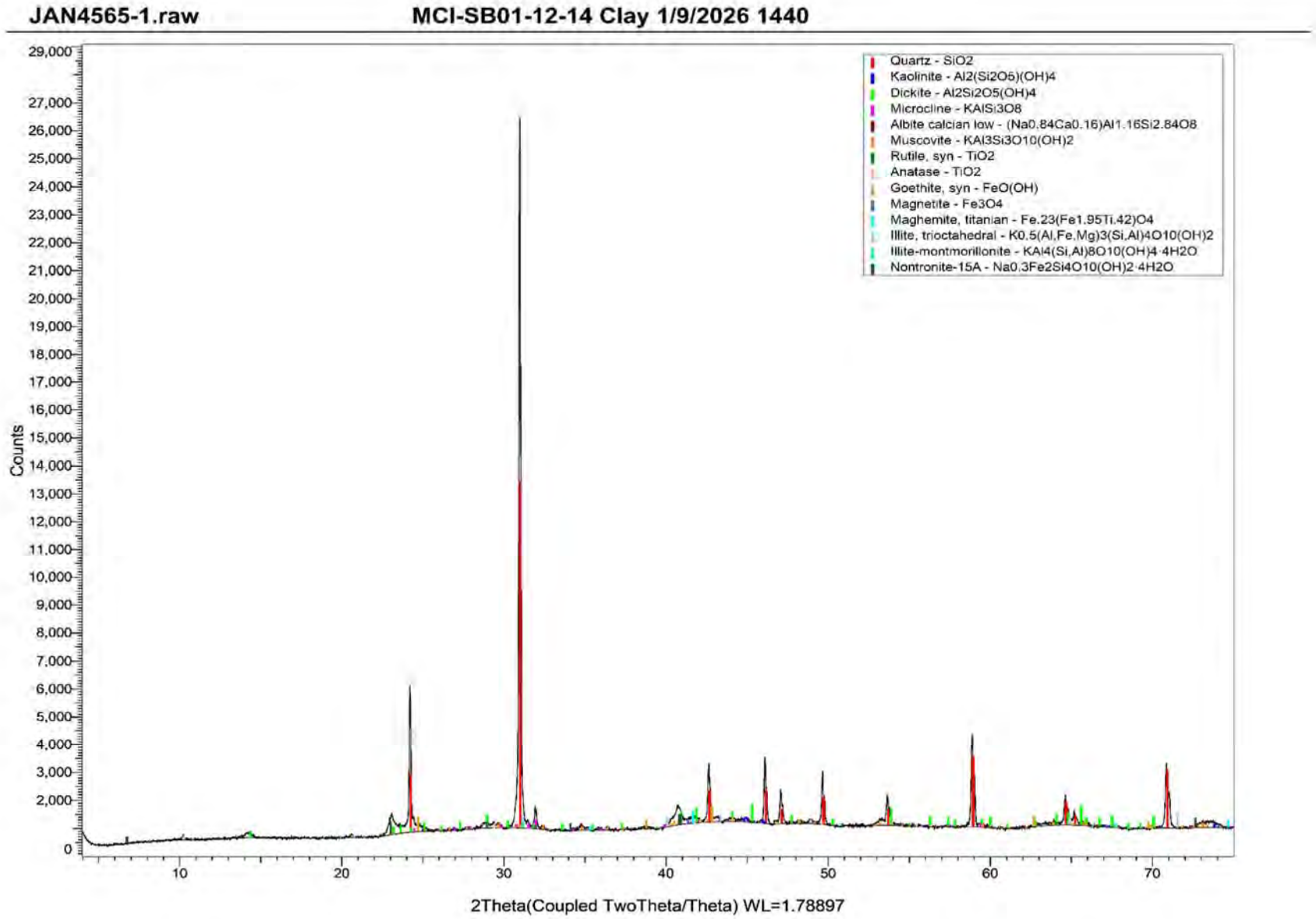
JAN4565-1.raw
MCI-SB01-12-14 Clay 1/9/2026 1440
Quartz - SiO2
Kaolinite - Al2(Si2O5)(OH)4
Dickite - Al2Si2O5(OH)4
Microcline - KAlSi3O8
Albite calcian low - (Na0.84Ca0.16)Al1.16Si2.84O8
Muscovite - KAl3Si3O10(OH)2
Rutile, syn - TiO2
Anatase - TiO2
Goethite, syn - FeO(OH)
Magnetite - Fe3O4
Maghemite, titanian - Fe.23(Fe1.95Ti.42)O4
Illite, trioctahedral - K0.5(Al,Fe,Mg)3(Si,Al)4O10(OH)2
Illite-montmorillonite - KAl4(Si,Al)8O10(OH)4·4H2O
Nontronite-15A - Na0.3Fe2Si4O10(OH)2·4H2O
Counts
2Theta(Coupled TwoTheta/Theta) WL=1.78897

JAN4565-1-Clay.raw **MCI-SB01-12-14 Clay 1/9/2026 1440**

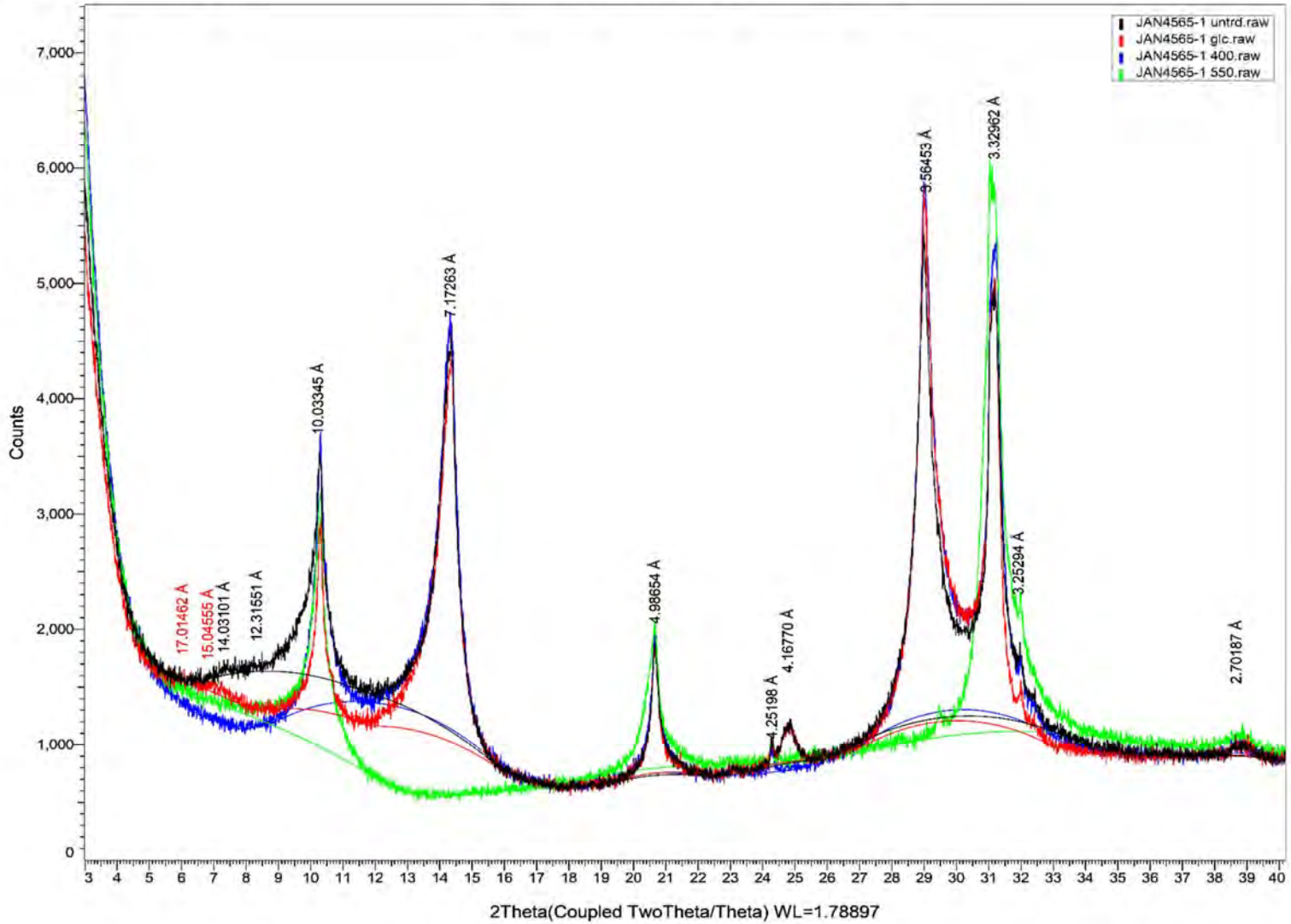

JAN4565-3.raw **MCI-SB04-12-13 Clay 1/10/2026 1340**

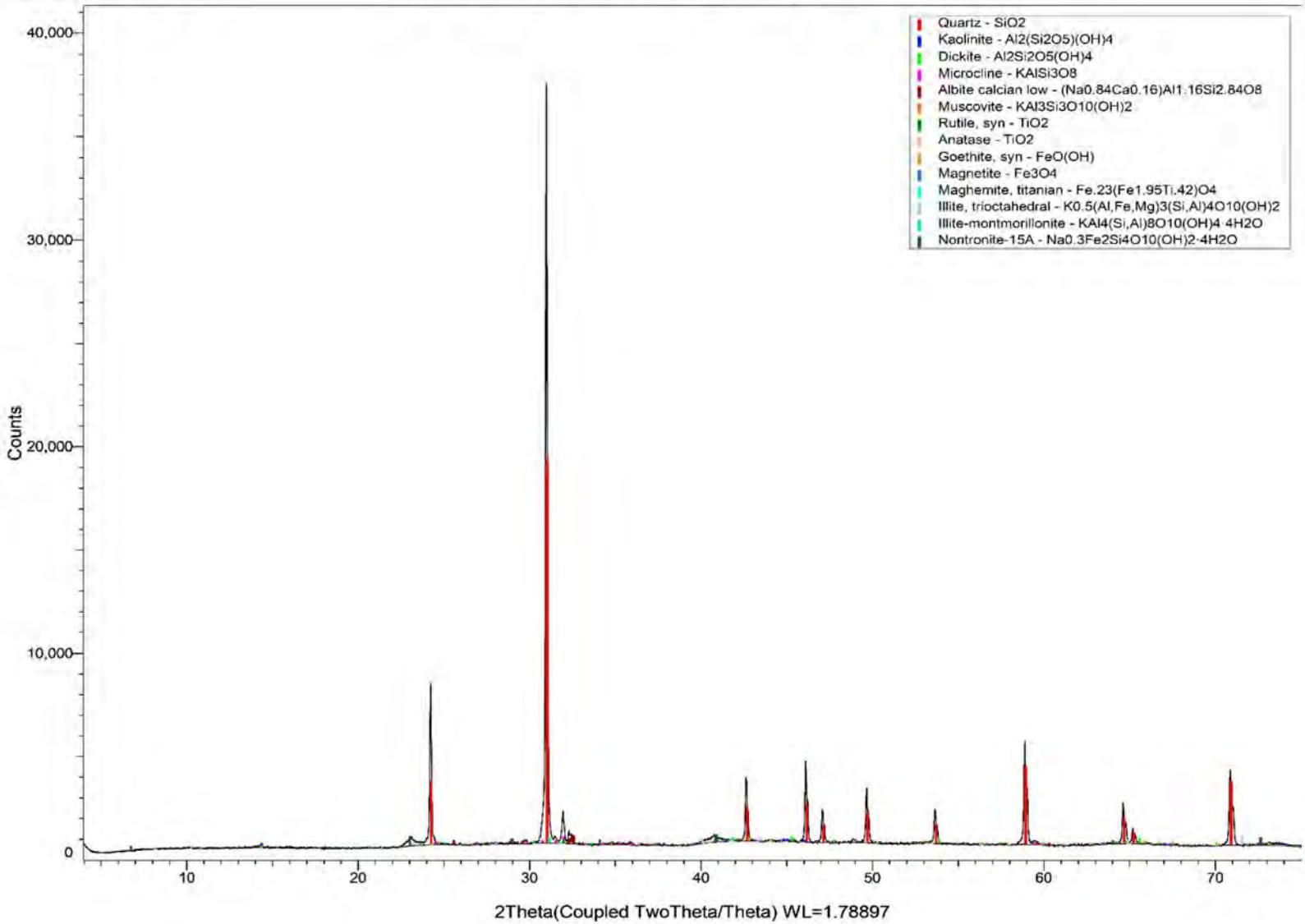

JAN4565-3 Clay.raw **MCI-SB04-12-13 Clay 1/10/2026 1340**

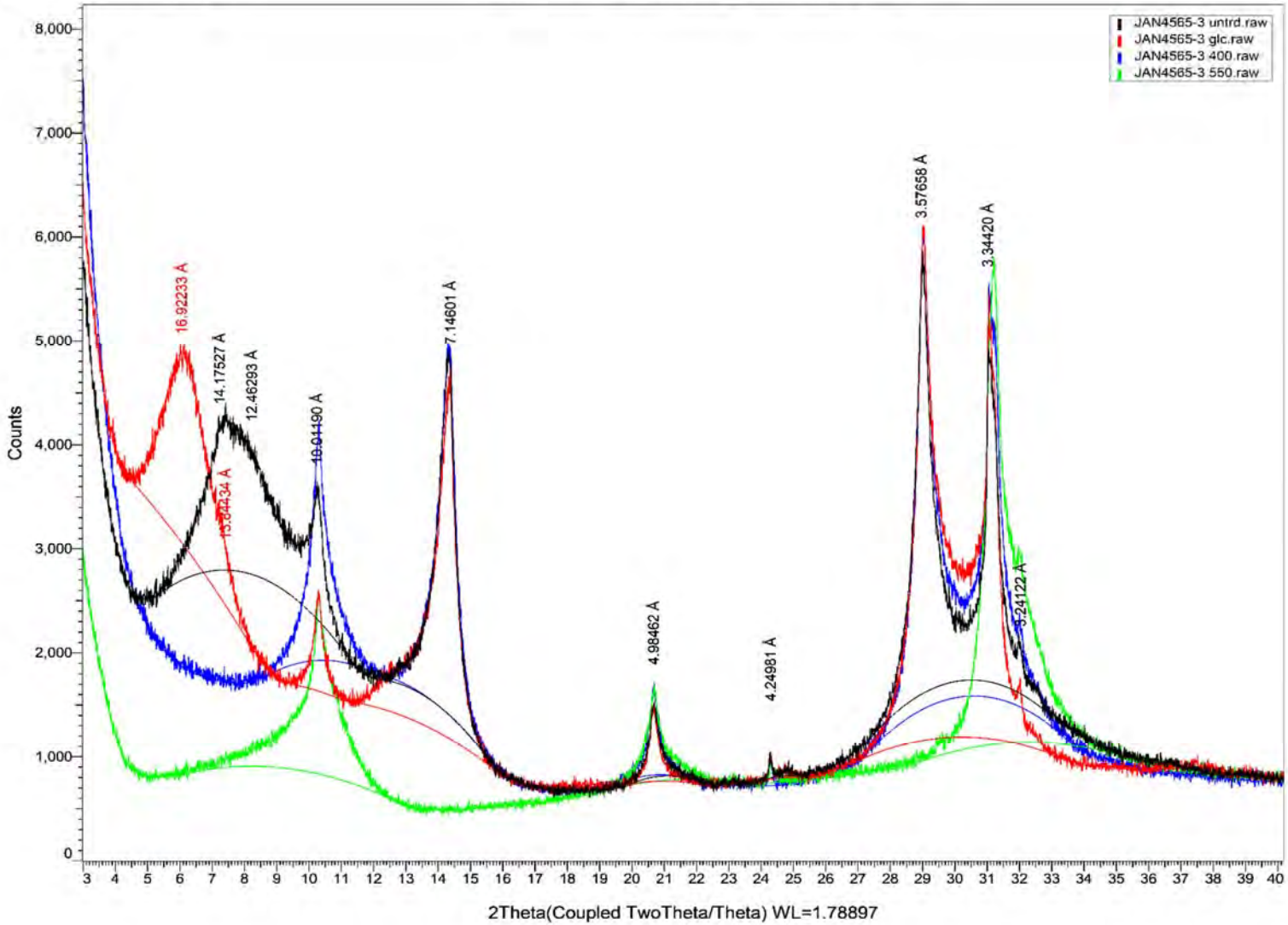

JAN4565-5.raw **MCI-SB08-21-22 Clay 1/11/2026 1600**

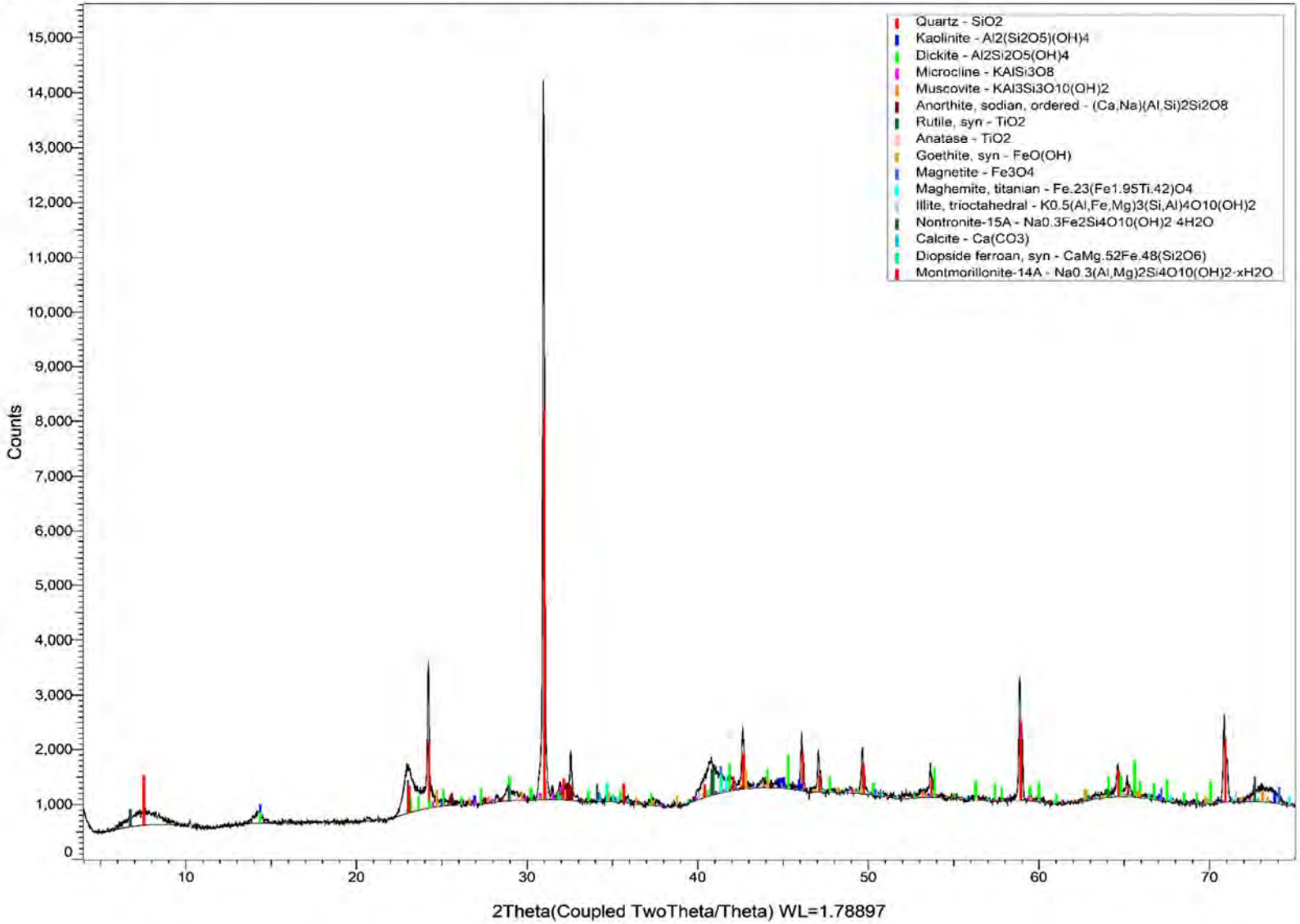

JAN4565-5 Clay.raw **MCI-SB08-21-22 Clay 1/11/2026 1600**

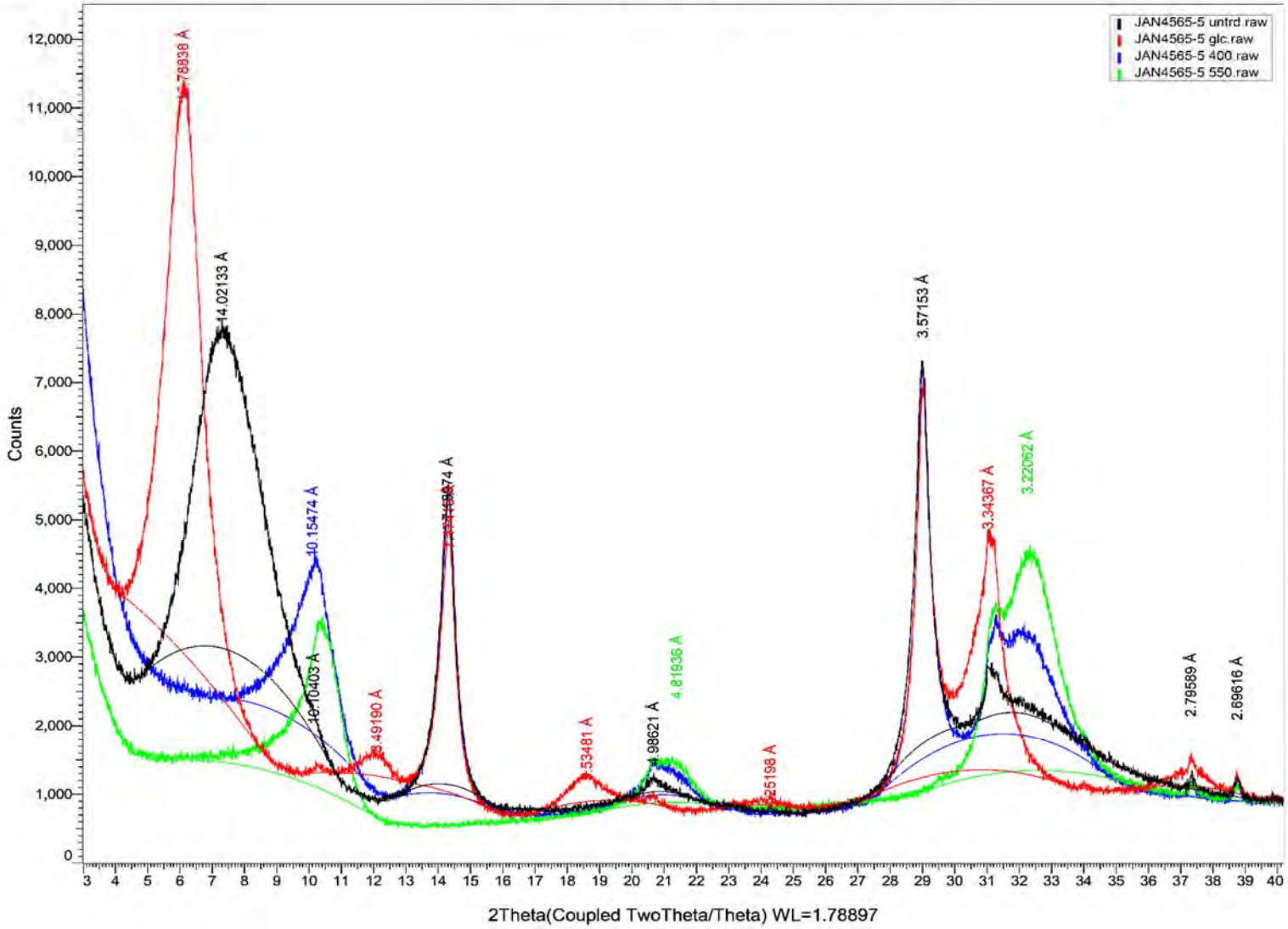

Semi-Quantitative X-Ray Diffraction

Report Prepared for:	*Arcadis US Inc* *630 Plaza Drive Suite 600 Highlands Ranch, Colorado 80129, USA*
Project Number/ LIMS No.	*18122-02/MI4565-JAN26*
Sample Receipt:	*January 28, 2026*
Sample Analysis:	*February 25, 2026*
Reporting Date:	*March 31, 2026*

Instrument:	BRUKER AXS D8 Advance Diffractometer
Test Conditions:	Co radiation, 35 kV, 40 mA; Detector: LYNXEYE Regular Scanning: Step: 0.02°, Step time:0.2s, 2θ range: 6-70°
Interpretations :	PDF2/PDF5+ powder diffraction databases issued by the International Center for Diffraction Data (ICDD). Diffrac Eva software.
Detection Limit :	0.5-2%. Strongly dependent on crystallinity.

Contents:

1) Method Summary
2) Semi-Quantitative XRD Results
3) Chemical Balance(s)
4) XRD Pattern(s)

Kim Gibbs, P.Geo.
Group Manager, Mineralogy - Canada

Huyun Zhou, Ph.D., P.Geo.
Senior Mineralogist

ACCREDITATION: SGS Natural Resources Lakefield is accredited to the requirements of ISO/IEC 17025 for specific tests as listed on our scope of accreditation, including geochemical, mineralogical and trade mineral tests. To view a list of the accredited methods, please visit the following website and search SGS Canada Inc. - Minerals: https://www.scc.ca/en/search/palcan.

Method Summary

The Semi-Quantitative Mineral Identification by XRD (ME-LR-MIN-MET-MN-D03) method used by SGS Natural Resources is accredited to the requirements of ISO/IEC 17025.

Mineral Identification and Interpretation:

Mineral identification and interpretation involve matching the diffraction pattern of a test sample material to patterns of single-phase reference materials. The reference patterns are compiled by the Joint Committee on Powder Diffraction Standards - International Center for Diffraction Data (JCPDS-ICDD) and released on software as a database of Powder Diffraction Files (PDF).

Interpretations do not reflect the presence of non-crystalline and/or amorphous compounds. Mineral proportions are based on relative peak heights and may be strongly influenced by crystallinity, structural group or preferred orientations. Interpretations and relative proportions should be accompanied by supporting petrographic and geochemical data (Whole Rock Analysis, Inductively Coupled Plasma - Optical Emission Spectroscopy, etc.).

Semi-Quantitative Analysis:

The Semi-Quantitative analysis (RIR method) is performed based on each mineral's relative peak heights and of their respective I/Icor values, which are available from the PDF database. Mineral abundances for the bulk sample (in weight %) are generated by Bruker-EVA Software. These data are reconciled with a bulk chemistry (e.g. whole rock analysis including SiO_2, Al_2O_3, Na_2O, K_2O, CaO, MgO, Fe_2O_3, Cr_2O_3, MnO, TiO_2, P_2O_5, V_2O_5 or other chemical data). A chemical balance table shows the difference between the assay results and elemental concentrations determined by XRD.

DISCLAIMER: This document is issued by the Company under its General Conditions of Service accessible at http://www.sgs.com/en/Terms-and-Conditions.aspx. Attention is drawn to the limitation of liability, indemnification and jurisdiction issues defined therein. Any holder of this document is advised that information contained hereon reflects the Company's findings at the time of its intervention only and within the limits of Client's instructions, if any. The Company's sole responsibility is to its Client and this document does not exonerate parties to a transaction from exercising all their rights and obligations under the transaction documents. Any unauthorized alteration, forgery or falsification of the content or appearance of this document is unlawful and offenders may be prosecuted to the fullest extent of the law.

WARNING: The sample(s) to which the findings recorded herein (the "Findings") relate was(were) drawn and / or provided by the Client or by a third party acting at the Client's direction. The Findings constitute no warranty of the sample's representativeness of any goods and strictly relate to the sample(s). The Company accepts no liability with regard to the origin or source from which the sample(s) is/are said to be extracted.

Semi-Quantitative X-ray Diffraction Results

Mineral	MCI-SB01-18-20 Sand 1/9/2026 1450 (wt %)	MCI-SB04-21-22 Sand 1/10/2026 1350 (wt %)	MCI-SB08-36-37 Sand 1/11/2026 1610 (wt %)
Quartz	80.1	78.1	52.8
Potassium-Feldspar	5.4	4.9	13.2
Plagioclase	3.2	5.1	16.4
Muscovite	3.6	2.6	3.7
Kaolinite	2.3	1.6	1.6
Fluorapatite	-	3.3	0.8
Illite	1.8	0.9	0.7
Epidote	-	-	3.3
Nontronite	1.3	0.7	1.1
Montmorillonite	-	-	2.8
Dickite	1.2	0.8	0.7
Goethite	0.5	0.4	0.3
Rutile	0.3	0.3	0.5
Diopside	-	-	0.9
Magnetite	0.0	0.1	0.7
Siderite	-	0.7	-
Maghemite	0.1	0.1	0.3
Marcasite	-	0.4	-
Calcite	-	-	0.3
Anatase	0.1	0.1	-
TOTAL	100	100	100

Mineral	Composition
Quartz	SiO_2
Potassium-Feldspar	$KAlSi_3O_8$
Plagioclase	$(Na,Ca)(Si,Al)AlSi_2O_8$
Muscovite	$KAl_2(AlSi_3O_{10})(OH)_2$
Kaolinite	$Al_2Si_2O_5(OH)_4$
Fluorapatite	$Ca_5(PO_4)_3F$
Illite	$(K,H_3O)(Al,Mg,Fe)_2(Si,Al)_4O_{10}[(OH)_2,(H_2O)]$
Epidote	$Ca_2(Al,Fe)Al_2O(SiO_4)(Si_2O_7)(OH)$
Nontronite	$Fe_2(Al,Si)_4O_{10}(OH)_2Na_{0.3}\cdot 4H_2O$
Montmorillonite	$(Na,Ca)_{0.3}(Al,Mg)_2Si_2O_{10}(OH)_2\cdot nH_2O$
Dickite	$Al_2Si_2O_5(OH)_4$
Goethite	$\alpha FeO\cdot OH$
Rutile	TiO_2
Diopside	$CaMgSi_2O_6$
Magnetite	Fe_3O_4
Siderite	$FeCO_3$
Maghemite	$\gamma\text{-}Fe_2O_3$
Marcasite	FeS_2
Calcite	$CaCO_3$
Anatase	TiO_2

Chemical Balance

MCI-SB01-18-20 Sand 1/9/2026 1450

Name	Assay[1]	SQD[2]	Delta	Status
Oxygen	-	52.3	-	SQD
Silicon	42.2	42.1	0.06	Both
Aluminum	2.13	2.70	-0.58	Both
Iron	1.04	0.93	0.11	Both
Potassium	0.82	1.20	-0.37	Both
Sodium	0.19	0.25	-0.07	Both
Titanium	0.17	0.28	-0.10	Both
Calcium	0.13	0.08	0.05	Both
Magnesium	0.11	0.10	0.01	Both
Phosphorus	0.05	-	-	Assay
Chromium	0.02	-	-	Assay
Manganese	0.01	-	-	Assay
Hydrogen	-	0.11	-	SQD

1. Values measured by chemical assay. Reported in weight percent.

2. Values calculated based on mineral/compound formulas and quantites identified by semi-quantitative XRD.

MCI-SB04-21-22 Sand 1/10/2026 1350

Name	Assay[1]	SQD[2]	Delta	Status
Oxygen	-	51.6	-	SQD
Silicon	40.9	40.9	-0.03	Both
Aluminum	1.88	2.28	-0.40	Both
Calcium	1.47	1.45	0.02	Both
Iron	1.06	1.12	-0.06	Both
Potassium	0.92	0.98	-0.06	Both
Phosphorus	0.55	0.59	-0.04	Both
Sodium	0.36	0.38	-0.03	Both
Titanium	0.19	0.23	-0.05	Both
Magnesium	0.11	0.05	0.06	Both
Manganese	0.03	-	-	Assay
Chromium	0.02	-	-	Assay
Hydrogen	-	0.07	-	SQD
Carbon	-	0.08	-	SQD
Fluorine	-	0.12	-	SQD
Sulfur	-	0.20	-	SQD

1. Values measured by chemical assay. Reported in weight percent.

2. Values calculated based on mineral/compound formulas and quantites identified by semi-quantitative XRD.

Chemical Balance

MCI-SB08-36-37 Sand 1/11/2026 1610

Name	Assay[1]	SQD[2]	Delta	Status
Oxygen	-	50.5	-	SQD
Silicon	35.9	36.6	-0.72	Both
Aluminum	5.61	5.26	0.35	Both
Iron	1.53	1.60	-0.07	Both
Potassium	1.53	2.25	-0.72	Both
Calcium	1.28	1.37	-0.09	Both
Sodium	1.14	1.32	-0.19	Both
Titanium	0.40	0.35	0.05	Both
Magnesium	0.22	0.24	-0.01	Both
Phosphorus	0.11	0.13	-0.02	Both
Manganese	0.03	-	-	Assay
Chromium	0.02	-	-	Assay
Vanadium	0.01	-	-	Assay
Hydrogen	-	0.16	-	SQD
Carbon	-	0.03	-	SQD
Fluorine	-	0.03	-	SQD
Neodymium	-	0.09	-	SQD

JAN4565-2.raw **MCI-SB01-18-20 Sand 1/9/2026 1450**

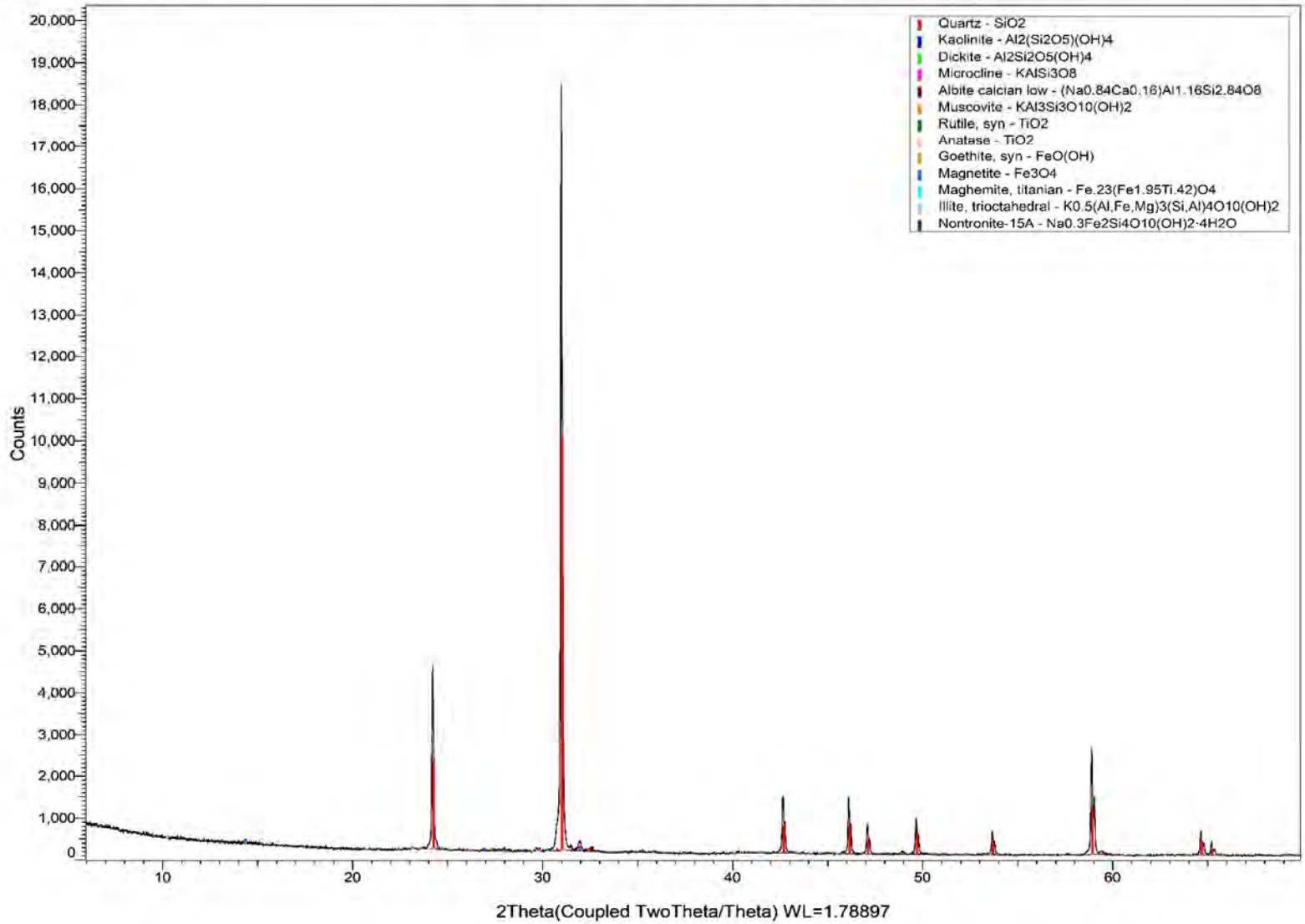

JAN4565-4.raw **MCI-SB04-21-22 Sand 1/10/2026 1350**

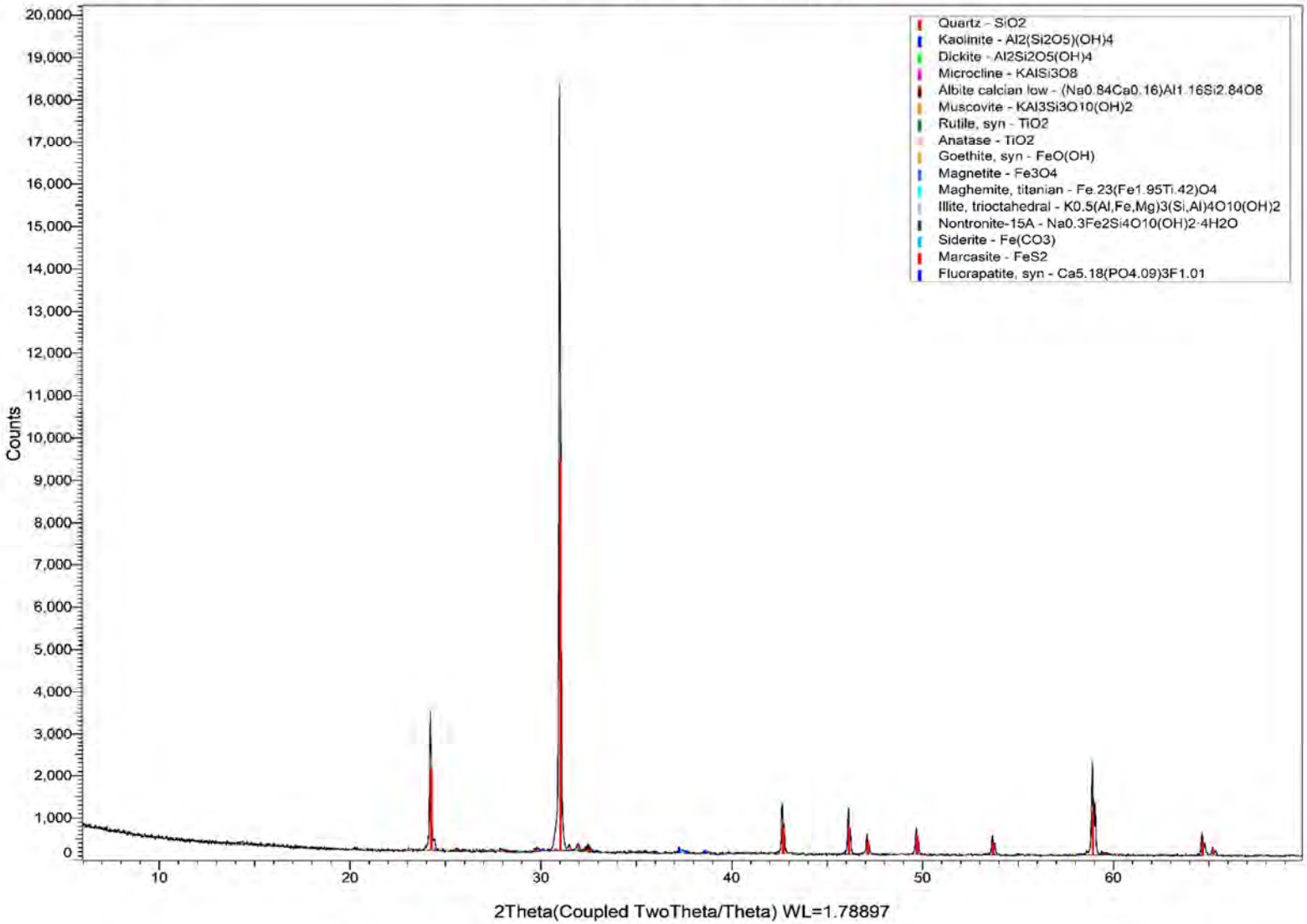

JAN4565-6.raw **MCI-SB08-36-37 Sand 1/11/2026 1610**

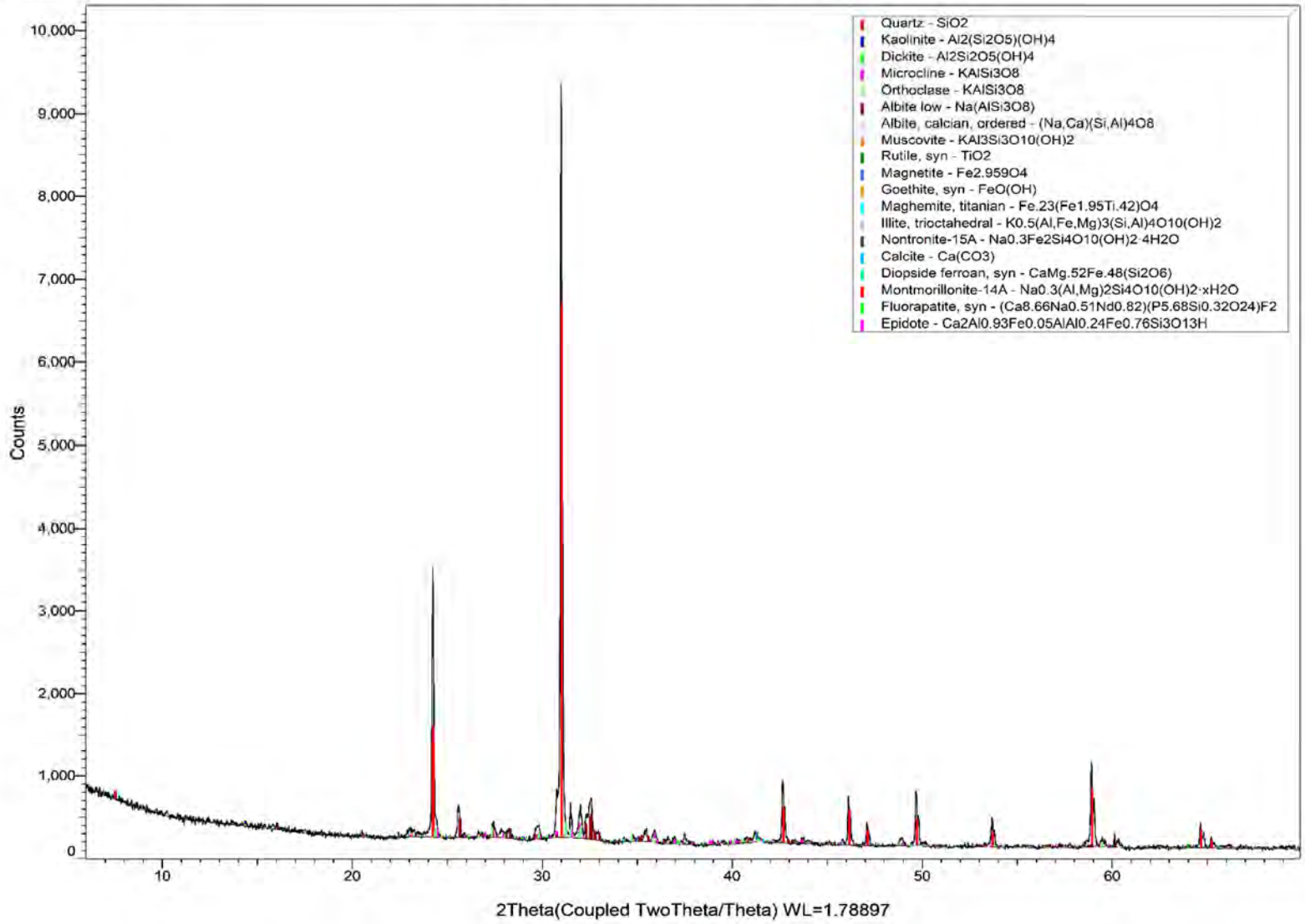

Attachment 4

Soil Boring Logs

ARCADIS

Soil Boring Log

Boring No.: **SB-01**
Surface Finish: NA

Client Name: Georgia Power
Project Number: 30250944.2B
Project Name: Plant McIntosh HRSC

Date Started: 01-08-2026
Date Completed: 01-09-2026
Total Depth: 50.0 ft bgs

Well Type: None
Logger(s): Perry Studebaker
Reviewer: Auguste Parrinello

Depth (ft)	Sample ID	Rec. (ft)	Graphic	Material Description	Drilling Fluid and Notes
1, 2, 3, 4, 5, 6, 7, 8, 9		0.00			(0-10 ft) Cleared via hydro-vac
10					(10-27 ft) Sonic rig drilled down to 26', set screen with packer at 26'(screen from 23-26')
11, 12, 13	MCI-SB01-12-14				
14		6.00		(14.0-16.5 ft): CLAY, trace fine sand, trace silt; stiff, high plasticity, no dilatancy, dry to moist, 10R 4/6 - red, no odor, lensed structure.	
15, 16					
17				(16.5-17.5 ft): CLAY, some fine to coarse sand, subangular, little silt; medium stiff, high plasticity, no dilatancy, poorly sorted, moist, 7.5YR 5/6 - strong brown, no odor, homogeneous structure. NOTE: Micaceous.	
18				(17.5-18.6 ft): CLAY and SAND, fine, little silt; medium stiff, low plasticity, well sorted, moist, 2.5Y 6/6 - olive yellow, laminated structure.	
19	MCI-SB01-18-20			(18.6-20.0 ft): SAND, very fine to fine, little clay, little silt; medium stiff, no plasticity, well sorted, moist, 10YR 6/8 - brownish yellow.	
20					
21				(21.0-22.0 ft): SAND, very fine to fine, little clay, little silt; medium stiff, no plasticity, well sorted, moist, 10YR 5/6 - yellowish brown, iron oxide staining. NOTE: Yellowish brown staining, mottled.	
22		4.00		(22.0-24.0 ft): SAND, very fine to fine, little gravel, small to large cobbles, subround, little clay, trace silt; soft, well sorted, moist to wet, 2.5Y 8/4 - pale yellow. NOTE: Some yellowish staining.	
23					
24				(24.0-25.0 ft): SAND, very fine to fine, little clay, trace silt; soft, no plasticity, well sorted, moist to wet, 2.5Y 8/3 - pale yellow.	

Drilling Co.: GSE
Driller: David, Josh(senior helper), Nick(junior helper)
Drilling Method: Hydro-Vac (HV), Roto-sonic (RS)
Sampling Method: Submersible Pump, Roto-sonic (RS)
Drill Rig: Terrasonic Track Rig

Interval Length: 5.0 ft
First Encountered Water (ft bgs): ▼ 17.38 (estimated)
Static Water Level (ft bgs): ▽ No post-drill static water level recorded.
Top of Casing Elevation: NA
Ground Surface Elevation: 48.00 ft amsl
Easting: 963775.96 ft
Northing: 857385.02 ft
Coordinate System: NAD 1983 StatePlane Georgia East FIPS 1001 Feet

Terminology
NA: Not Applicable

Remarks
Ground surface elevation estimated based on GIS data.

ARCADIS

Soil Boring Log

Boring No.: **SB-01**
Surface Finish: NA

Client Name: Georgia Power
Project Number: 30250944.2B
Project Name: Plant McIntosh HRSC

Date Started: 01-08-2026
Date Completed: 01-09-2026
Total Depth: 50.0 ft bgs

Well Type: None
Logger(s): Perry Studebaker
Reviewer: Auguste Parrinello

Depth (ft)	Sample ID	Rec. (ft)	Graphic	Material Description	Drilling Fluid and Notes
26	MCI-VAP01-PACK-23-26			(25.0-29.0 ft): SAND, very fine to fine, little clay, trace silt; soft, no plasticity, well sorted, wet, 2.5Y 8/3 - pale yellow.	
27					(27-50 ft) Sonic drilled down to 50'
28					
29				(29.0-30.0 ft): SAND, very fine to fine, some clay, trace silt; soft, no plasticity, well sorted, wet, 7.5YR 7/6 - reddish yellow.	
30				(30.0-33.5 ft): SAND, very fine to fine, little clay, trace silt; soft, no plasticity, well sorted, wet, 2.5Y 8/2 - pale yellow.	
31					
32					
33		11.00			
34				(33.5-36.5 ft): SAND, very fine to fine, little clay, trace silt; soft, no plasticity, well sorted, wet, 2.5Y 6/1 - gray, iron oxide staining.	
35					
36					
37				(36.5-39.5 ft): SAND, very fine to fine, little gravel, granules to large cobbles, subround, little silt, little clay; soft, well sorted, moist, 2.5Y 6/6 - olive yellow.	
38					
39					
40				(39.5-40.0 ft): CLAY, some silt, little very fine sand, little gravel, granules, subround; soft, medium plasticity, no dilatancy, well sorted, moist, 2.5Y 5/1 - gray.	
41				(40.0-42.5 ft): SAND, very fine to fine, little silt, little clay; soft, well sorted, moist to wet, 2.5Y 6/4 - light yellowish brown.	
42					
43				(42.5-50.0 ft): SAND, very fine to fine, little silt, trace clay; soft, poorly sorted, moist, 2.5Y 4/1 - dark gray, blocky structure.	
44					
45		8.50			
46					
47					
48					
49					

End Depth: 50.00 ft

Drilling Co.: GSE
Driller: David, Josh(senior helper), Nick(junior helper)
Drilling Method: Hydro-Vac (HV), Roto-sonic (RS)
Sampling Method: Submersible Pump, Roto-sonic (RS)
Drill Rig: Terrasonic Track Rig

Interval Length: 5.0 ft
First Encountered Water (ft bgs): ▼ 17.38 (estimated)
Static Water Level (ft bgs): ▽ No post-drill static water level recorded.
Top of Casing Elevation: NA
Ground Surface Elevation: 48.00 ft amsl
Easting: 963775.96 ft
Northing: 857385.02 ft
Coordinate System: NAD 1983 StatePlane Georgia East FIPS 1001 Feet

Terminology
NA: Not Applicable

Remarks
Ground surface elevation estimated based on GIS data.

ARCADIS

Soil Boring Log

Boring No.: **SB-04**
Surface Finish: NA

Client Name: Georgia Power
Project Number: 30250944.2B
Project Name: Plant McIntosh HRSC
Date Started: 01-09-2026
Date Completed: 01-10-2026
Total Depth: 50.0 ft bgs
Well Type: None
Logger(s): Perry Studebaker
Reviewer: Auguste Parrinello

Depth (ft)	Sample ID	Rec. (ft)	Graphic	Material Description	Drilling Fluid and Notes
1, 2, 3, 4, 5, 6, 7, 8, 9					(0-10 ft) Hydrovac
10				(10.0-10.5 ft): SAND, medium, angular; soft, well sorted, dry, 10B 5/1 - bluish gray. NOTE: Hydrovac backfill.	(10-27 ft) Sonic drilled down to 27', set up to VAP sample with screen placed at 24-27'
11, 12	MCI-SB04-12-13 /MCI-DUP01			(10.5-13.0 ft): CLAY, trace medium sand, angular; stiff, high plasticity, well sorted, moist, 10YR 6/6 - brownish yellow, no odor, laminated structure. NOTE: Sand from hydrovac backfill. Grey clay with yellow lenses.	
13, 14				(13.0-15.0 ft): SAND, medium, angular; soft, no plasticity, well sorted, moist, 10B 5/1 - bluish gray. NOTE: Hydrovac backfill sand slough.	
15, 16, 17		10.00		(15.0-17.5 ft): SAND, very fine to medium, subround and CLAY, little silt; medium stiff, medium to high plasticity, no dilatancy, poorly sorted, moist, 10YR 7/8 - yellow, mottled structure.	
18, 19, 20, 21, 22, 23, 24	MCI-SB04-21-22			(17.5-25.0 ft): SAND, very fine to fine, some silt, little clay; soft, medium plasticity, slow dilatancy, poorly sorted, moist to wet, 10YR 5/8 - yellowish brown.	

Drilling Co.: GSE
Driller: David, Josh(senior helper), Nick(junior helper)
Drilling Method: Roto-sonic (RS)
Sampling Method: Roto-sonic (RS), Submersible Pump
Drill Rig: Terrasonic Track Rig

Interval Length: 5.0 ft
First Encountered Water (ft bgs): ▼ 17.11 (estimated)
Static Water Level (ft bgs): ▽ No post-drill static water level recorded.
Top of Casing Elevation: NA
Ground Surface Elevation: 47.00 ft amsl
Easting: 963924.96 ft
Northing: 857655.90 ft
Coordinate System: NAD 1983 StatePlane Georgia East FIPS 1001 Feet

Terminology
NA: Not Applicable

Remarks
Ground surface elevation estimated based on GIS data.

ARCADIS

Soil Boring Log

Boring No.: **SB-04**
Surface Finish: NA

Client Name: Georgia Power
Project Number: 30250944.2B
Project Name: Plant McIntosh HRSC

Date Started: 01-09-2026
Date Completed: 01-10-2026
Total Depth: 50.0 ft bgs

Well Type: None
Logger(s): Perry Studebaker
Reviewer: Auguste Parrinello

Depth (ft)	Sample ID	Rec. (ft)	Graphic	Material Description	Drilling Fluid and Notes
26, 27, 28	MCI-VAP04-PACK-24-27 /MCI-DUP01-PACK	8.50		(25.0-28.5 ft): SILT and SAND, very fine to fine, trace clay; soft, medium plasticity, rapid dilatancy, moist to wet, 10YR 7/3 - very pale brown.	(27-30 ft) Sonic drilled down to 50'
29, 30, 31, 32, 33, 34, 35		8.50		(28.5-36.0 ft): SILT and SAND, very fine to fine, trace clay; soft, medium plasticity, rapid dilatancy, wet, 10YR 7/3 - very pale brown.	
36, 37				(36.0-38.0 ft): SAND, very fine to fine, some silt, trace gravel, small cobbles, subround, trace clay; medium stiff, no plasticity, no dilatancy, poorly sorted, moist, 2.5Y 6/6 - olive yellow. NOTE: Micaceous.	
38, 39				(38.0-39.5 ft): SAND, very fine to fine, some silt, little clay; medium stiff, no plasticity, no dilatancy, poorly sorted, dry to moist, 2.5Y 7/6 - yellow. NOTE: Blocky texture.	
40				(39.5-40.0 ft): SAND, very fine to fine, some silt, trace clay; medium stiff, no plasticity, no dilatancy, poorly sorted, dry to moist, 2.5Y 5/6 - light olive brown.	
41, 42, 43, 44, 45, 46, 47, 48, 49		11.00		(40.0-50.0 ft): SAND, very fine to fine, little silt, trace clay; soft, no plasticity, poorly sorted, moist, 2.5Y 4/1 - dark gray, blocky structure.	

End Depth: 50.00 ft

Drilling Co.: GSE
Driller: David, Josh(senior helper), Nick(junior helper)
Drilling Method: Roto-sonic (RS)
Sampling Method: Roto-sonic (RS), Submersible Pump
Drill Rig: Terrasonic Track Rig

Interval Length: 5.0 ft
First Encountered Water (ft bgs): ▼ 17.11 (estimated)
Static Water Level (ft bgs): ▽ No post-drill static water level recorded.
Top of Casing Elevation: NA
Ground Surface Elevation: 47.00 ft amsl
Easting: 963924.96 ft
Northing: 857655.90 ft
Coordinate System: NAD 1983 StatePlane Georgia East FIPS 1001 Feet

Terminology
NA: Not Applicable

Remarks
Ground surface elevation estimated based on GIS data.

ARCADIS

Soil Boring Log

Boring No.: **SB-05**
Surface Finish: NA

Client Name: Georgia Power
Project Number: 30250944.2B
Project Name: Plant McIntosh HRSC
Date Started: 01-11-2026
Date Completed: 01-12-2026
Total Depth: 50.0 ft bgs
Well Type: None
Logger(s): Perry Studebaker
Reviewer: Auguste Parrinello

Depth (ft)	Sample ID	Rec. (ft)	Graphic	Material Description	Drilling Fluid and Notes
1, 2, 3, 4, 5, 6, 7, 8, 9		0.00			(0-10 ft) Cleared via hydro-vac
10, 11, 12, 13		10.00		(10.0-14.0 ft): CLAY, little fine sand, trace silt; stiff, high plasticity, moist, 5Y 7/2 - light gray, lensed structure. NOTE: Sand lenses/seams present from 10-14'	(10-28 ft) Sonic rig drilled down to 28', set screen with packer at 28'(screen from 25-28')
14, 15	MCI-VAP05-14-15			(14.0-15.5 ft): CLAY, some fine to coarse sand, subangular, trace silt; stiff, medium to high plasticity, poorly sorted, moist, 10YR 5/8 - yellowish brown.	
16, 17				(15.5-18.0 ft): CLAY, little fine sand, trace silt; stiff, high plasticity, poorly sorted, moist, 2.5Y 6/4 - light yellowish brown, mottled structure.	
18				(18.0-19.0 ft): CLAY, some fine to coarse sand, subangular, trace silt; medium stiff, medium to high plasticity, well sorted, moist, 10YR 6/8 - brownish yellow.	
19, 20, 21				(19.0-21.5 ft): SAND, fine to coarse, subangular and CLAY, little silt; medium plasticity, well sorted, moist, 2.5Y 6/4 - light yellowish brown.	
22				(21.5-23.5 ft): CLAY, some fine sand, little silt; medium stiff, medium plasticity, well sorted, moist, 10YR 6/6 - brownish yellow.	
23				(23.5-24.5 ft): SAND, very fine to fine, little silt, little clay; soft, medium plasticity, slow dilatancy, well sorted, moist, 10YR 6/8 - brownish yellow.	
24				(24.5-26.5 ft): SAND, very fine to fine, little silt, little clay; soft, medium plasticity, slow dilatancy, well sorted, moist to wet, 2.5Y 8/2 - pale yellow, iron oxide staining.	

Drilling Co.: GSE
Driller: David, Josh(senior helper), Nick(junior helper)
Drilling Method: Hydro-Vac (HV), Roto-sonic (RS)
Sampling Method: Roto-sonic (RS), Submersible Pump
Drill Rig: Terrasonic Track Rig

Interval Length: 5.0 ft
First Encountered Water (ft bgs): ▼ 8.45 (estimated)
Static Water Level (ft bgs): ▽ No post-drill static water level recorded.
Top of Casing Elevation: NA
Ground Surface Elevation: 56.00 ft amsl
Easting: 963930.50 ft
Northing: 857347.11 ft
Coordinate System: NAD 1983 StatePlane Georgia East FIPS 1001 Feet

Terminology
NA: Not Applicable

Remarks
Ground surface elevation estimated based on GIS data.

ARCADIS

Soil Boring Log

Boring No.: **SB-05**
Surface Finish: NA

Client Name: Georgia Power
Project Number: 30250944.2B
Project Name: Plant McIntosh HRSC
Date Started: 01-11-2026
Date Completed: 01-12-2026
Total Depth: 50.0 ft bgs
Well Type: None
Logger(s): Perry Studebaker
Reviewer: Auguste Parrinello

Depth (ft)	Sample ID	Rec. (ft)	Graphic	Material Description	Drilling Fluid and Notes
26	MCI-VAP05-25-26			(24.5-26.5 ft): SAND, very fine to fine, little silt, little clay; soft, medium plasticity, slow dilatancy, well sorted, moist to wet, 2.5Y 8/2 - pale yellow, iron oxide staining.	
27	MCI-VAP05-PACK-25-28	10.00		(26.5-30.0 ft): SAND, very fine to fine, little silt, little clay; soft, medium plasticity, slow dilatancy, well sorted, moist to wet, 10YR 7/8 - yellow, no staining.	
28					(28-50 ft) Sonic drilled down to 50'
29					
30				(30.0-40.0 ft): SAND, very fine to fine, little silt, little clay; soft, medium plasticity, slow dilatancy, well sorted, moist to wet, 2.5Y 7/2 - light gray, no staining. NOTE: Rock(chert and shell fragment found around 35-37')	
31					
32					
33					
34					
35		8.50			
36					
37					
38					
39					
40				(40.0-41.5 ft): SAND, very fine to fine, some silt, little gravel, small to large cobbles, subround, trace clay; soft, medium plasticity, slow dilatancy, well sorted, moist, 2.5Y 6/2 - light brownish gray, no staining.	
41					
42				(41.5-46.0 ft): SAND, very fine to fine, some silt, trace gravel, small cobbles, subround, trace clay; soft, medium plasticity, slow dilatancy, well sorted, moist, 2.5Y 4/3 - olive brown, no staining. NOTE: Small rocks found in top half of interval.	
43					
44					
45		10.00			
46				(46.0-50.0 ft): SAND, very fine to fine, little silt, trace clay; soft, medium plasticity, slow dilatancy, well sorted, dry to moist, 2.5Y 5/1 - gray, no staining, blocky structure.	
47					
48					
49					

End Depth: 50.00 ft

Drilling Co.: GSE
Driller: David, Josh(senior helper), Nick(junior helper)
Drilling Method: Hydro-Vac (HV), Roto-sonic (RS)
Sampling Method: Roto-sonic (RS), Submersible Pump
Drill Rig: Terrasonic Track Rig

Interval Length: 5.0 ft
First Encountered Water (ft bgs): ▼ 8.45 (estimated)
Static Water Level (ft bgs): ▽ No post-drill static water level recorded.
Top of Casing Elevation: NA
Ground Surface Elevation: 56.00 ft amsl
Easting: 963930.50 ft
Northing: 857347.11 ft
Coordinate System: NAD 1983 StatePlane Georgia East FIPS 1001 Feet

Terminology
NA: Not Applicable

Remarks
Ground surface elevation estimated based on GIS data.

ARCADIS

Soil Boring Log

Boring No.: **SB-06**
Surface Finish: NA

Client Name: Georgia Power
Project Number: 30250944.2B
Project Name: Plant McIntosh HRSC
Date Started: 01-11-2026
Date Completed: 01-11-2026
Total Depth: 50.0 ft bgs
Well Type: None
Logger(s): Perry Studebaker
Reviewer: Auguste Parrinello

Depth (ft)	Sample ID	Rec. (ft)	Graphic	Material Description	Drilling Fluid and Notes
1, 2, 3, 4, 5, 6, 7, 8, 9		0.00			(0-10 ft) Cleared via hydro-vac
10, 11, 12, 13, 14, 15, 16, 17, 18, 19, 20, 21, 22, 23, 24	MCI-VAP06-12-13; MCI-VAP06-20-21	10.00		(10.0-12.0 ft): CLAY, little fine to medium sand, subangular, trace silt; soft, high plasticity, well sorted, moist, 10R 4/6 - red. (12.0-14.5 ft): CLAY, little fine sand; very stiff, high plasticity, well sorted, moist, 10YR 6/6 - brownish yellow, mottled structure. (14.5-15.0 ft): SAND, fine, little clay, trace silt; soft, no plasticity, poorly sorted, moist, 10YR 8/2 - pale orange yellow. (15.0-17.0 ft): CLAY, little fine sand, trace silt; very stiff, high plasticity, poorly sorted, moist, 2.5YR 5/6 - red. (17.0-28.0 ft): SAND, very fine to fine, little silt, trace clay; soft, rapid dilatancy, well sorted, moist, 10YR 8/2 - very pale brown, iron oxide staining, laminated structure.	(10-27 ft) Sonic rig drilled down to 27', set screen with packer at 27'(screen from 24-27')

Drilling Co.: GSE
Driller: David, Josh(senior helper), Nick(junior helper)
Drilling Method: Hydro-Vac (HV), Roto-sonic (RS)
Sampling Method: Submersible Pump, Roto-sonic (RS)
Drill Rig: Terrasonic Track Rig

Interval Length: 5.0 ft
First Encountered Water (ft bgs): ▼ 18.9 (estimated)
Static Water Level (ft bgs): ▽ No post-drill static water level recorded.
Top of Casing Elevation: NA
Ground Surface Elevation: 48.00 ft amsl
Easting: 964049.33 ft
Northing: 857465.92 ft
Coordinate System: NAD 1983 StatePlane Georgia East FIPS 1001 Feet

Terminology
NA: Not Applicable

Remarks
Ground surface elevation estimated based on GIS data.

ARCADIS

Soil Boring Log

Boring No.: **SB-06**
Surface Finish: NA

Client Name: Georgia Power
Project Number: 30250944.2B
Project Name: Plant McIntosh HRSC
Date Started: 01-11-2026
Date Completed: 01-11-2026
Total Depth: 50.0 ft bgs
Well Type: None
Logger(s): Perry Studebaker
Reviewer: Auguste Parrinello

Depth (ft)	Sample ID	Rec. (ft)	Graphic	Material Description	Drilling Fluid and Notes
26, 27	MCI-VAP06-PACK-24-27	5.00		(17.0-28.0 ft): SAND, very fine to fine, little silt, trace clay; soft, rapid dilatancy, well sorted, moist, 10YR 8/2 - very pale brown, iron oxide staining, laminated structure.	(27-50 ft) Sonic drilled down to 50'
28, 29, 30, 31, 32, 33, 34, 35, 36, 37		10.00		(28.0-37.5 ft): CLAY and SAND, fine, little silt; soft, medium plasticity, poorly sorted, moist, 10YR 8/2 - very pale brown.	
38, 39				(37.5-40.0 ft): SAND, fine, little clay, little silt; soft, medium plasticity, poorly sorted, moist, 2.5Y 6/4 - light yellowish brown.	
40, 41, 42, 43, 44		10.00		(40.0-45.0 ft): SAND, very fine to fine, some silt, trace clay; soft, rapid dilatancy, poorly sorted, moist, 2.5Y 4/4 - olive brown.	
45, 46, 47, 48, 49				(45.0-50.0 ft): SAND, very fine to fine, little silt, trace clay; soft, slow dilatancy, poorly sorted, dry to moist, 10YR 5/1 - gray, blocky structure.	

End Depth: 50.00 ft

Drilling Co.: GSE
Driller: David, Josh(senior helper), Nick(junior helper)
Drilling Method: Hydro-Vac (HV), Roto-sonic (RS)
Sampling Method: Submersible Pump, Roto-sonic (RS)
Drill Rig: Terrasonic Track Rig

Interval Length: 5.0 ft
First Encountered Water (ft bgs): ▼ 18.9 (estimated)
Static Water Level (ft bgs): ▽ No post-drill static water level recorded.
Top of Casing Elevation: NA
Ground Surface Elevation: 48.00 ft amsl
Easting: 964049.33 ft
Northing: 857465.92 ft
Coordinate System: NAD 1983 StatePlane Georgia East FIPS 1001 Feet

Terminology
NA: Not Applicable

Remarks
Ground surface elevation estimated based on GIS data.

ARCADIS

Soil Boring Log

Boring No.: **SB-08**
Surface Finish: NA

Client Name: Georgia Power
Project Number: 30250944.2B
Project Name: Plant McIntosh HRSC
Date Started: 01-10-2026
Date Completed: 01-11-2026
Total Depth: 50.0 ft bgs
Well Type: None
Logger(s): Perry Studebaker
Reviewer: Auguste Parrinello

Depth (ft)	Sample ID	Rec. (ft)	Graphic	Material Description	Drilling Fluid and Notes
1, 2, 3, 4, 5, 6, 7, 8, 9		0.00			(0-10 ft) Cleared via hydro-vac
10, 11, 12, 13, 14, 15, 16, 17, 18, 19, 20		12.00		(10.0-22.0 ft): CLAY, little fine sand, trace silt; very stiff, high plasticity, moist, 2.5Y 6/4 - light yellowish brown. NOTE: Sand lenses/seams present from 10-16'	(10-34 ft) Sonic rig drilled down to 27', set screen with packer at 34'(screen from 31-34')
21, 22	MCI-VAP08-21-22			(22.0-25.0 ft): CLAY, little fine sand, trace gravel, granules, subangular, trace silt; very stiff, high plasticity, moist, 5Y 5/2 - olive gray.	
23, 24					

Drilling Co.: GSE
Driller: David, Josh(senior helper), Nick(junior helper)
Drilling Method: Hydro-Vac (HV), Roto-sonic (RS)
Sampling Method: Roto-sonic (RS), Submersible Pump
Drill Rig: Terrasonic Track Rig

Interval Length: 5.0 ft
First Encountered Water (ft bgs): ▼ 19.9 (estimated)
Static Water Level (ft bgs): ▽ No post-drill static water level recorded.
Top of Casing Elevation: NA
Ground Surface Elevation: 47.00 ft amsl
Easting: 964209.12 ft
Northing: 857552.62 ft
Coordinate System: NAD 1983 StatePlane Georgia East FIPS 1001 Feet

Terminology
NA: Not Applicable

Remarks
Ground surface elevation estimated based on GIS data.

ARCADIS

Soil Boring Log

Boring No.: **SB-08**
Surface Finish: NA

Client Name: Georgia Power
Project Number: 30250944.2B
Project Name: Plant McIntosh HRSC
Date Started: 01-10-2026
Date Completed: 01-11-2026
Total Depth: 50.0 ft bgs
Well Type: None
Logger(s): Perry Studebaker
Reviewer: Auguste Parrinello

Depth (ft)	Sample ID	Rec. (ft)	Graphic	Material Description	Drilling Fluid and Notes
26, 27, 28, 29, 30		10.50		(25.0-35.0 ft): CLAY, little fine sand, trace silt; stiff, high plasticity, moist, 10GY 4/1 - dark greenish gray.	
31, 32, 33, 34	MCI-VAP08-PACK-31-34	5.00			(34-50 ft) Sonic drilled down to 50'
35, 36, 37, 38, 39, 40, 41, 42, 43	MCI-VAP08-36-37	4.00		(35.0-44.0 ft): SAND, very fine to fine, little silt, little clay; soft, well sorted, moist to wet, 10YR 6/8 - brownish yellow, iron oxide staining.	
44, 45, 46, 47, 48, 49				(44.0-50.0 ft): SAND, very fine to fine, little silt, trace clay; stiff, well sorted, dry to moist, 2.5Y 5/1 - gray, blocky structure.	

End Depth: 50.00 ft

Drilling Co.: GSE
Driller: David, Josh(senior helper), Nick(junior helper)
Drilling Method: Hydro-Vac (HV), Roto-sonic (RS)
Sampling Method: Roto-sonic (RS), Submersible Pump
Drill Rig: Terrasonic Track Rig

Interval Length: 5.0 ft
First Encountered Water (ft bgs): ▼ 19.9 (estimated)
Static Water Level (ft bgs): ▽ No post-drill static water level recorded.
Top of Casing Elevation: NA
Ground Surface Elevation: 47.00 ft amsl
Easting: 964209.12 ft
Northing: 857552.62 ft
Coordinate System: NAD 1983 StatePlane Georgia East FIPS 1001 Feet

Terminology
NA: Not Applicable

Remarks
Ground surface elevation estimated based on GIS data.

ARCADIS

Soil Boring Log

Boring No.: **SB-11**
Surface Finish: NA

Client Name: Georgia Power
Project Number: 30250944.2B
Project Name: Plant McIntosh HRSC
Date Started: 01-13-2026
Date Completed: 01-20-2026
Total Depth: 50.0 ft bgs
Well Type: None
Logger(s): Perry Studebaker
Reviewer: Auguste Parrinello

Depth (ft)	Sample ID	Rec. (ft)	Graphic	Material Description	Drilling Fluid and Notes
1, 2, 3, 4, 5, 6, 7, 8, 9		0.00			(0-10 ft) Cleared via hydro-vac
10, 11, 12, 13, 14, 15	MCI-SB11-14-15	10.00		(10.0-16.0 ft): CLAY, little fine to coarse sand, subangular, trace silt; stiff, medium to high plasticity, well sorted, moist, 2.5YR 5/6 - red, mottled structure. NOTE: Micaceous.	(10-20 ft) Sonic rig drilled down to 20', stopped for day
16, 17, 18				(16.0-18.5 ft): CLAY, some fine to coarse sand, subangular, trace silt; stiff, medium to high plasticity, poorly sorted, moist, 10YR 6/8 - brownish yellow, lensed structure. NOTE: Coarse sand seams present.	
19, 20, 21				(18.5-21.5 ft): SAND, fine to medium, subangular, little clay, trace silt; soft, high plasticity, poorly sorted, moist, 2.5Y 8/4 - pale yellow, Clean sand with small chunks of clay clustered structure.	(20-38 ft) Sonic drilled to 37', lifted outer casing 3' to VAP 34-37'
22				(21.5-22.5 ft): CLAY, some very fine to fine sand, trace silt; medium stiff, medium to high plasticity, well sorted, moist, 2.5Y 6/2 - light brownish gray, iron oxide staining.	
23				(22.5-24.0 ft): CLAY, little very fine to fine sand, trace silt; stiff, medium to high plasticity, well sorted, moist, 2.5Y 5/3 - light olive brown, iron oxide staining.	
24				(24.0-25.5 ft): CLAY, some very fine to fine sand, trace silt; soft, low to medium plasticity, well sorted, moist, 2.5Y 7/3 - pale yellow, iron oxide staining.	

Drilling Co.: GSE
Driller: David, Josh(senior helper), Nick(junior helper)
Drilling Method: Hydro-Vac (HV), Roto-sonic (RS)
Sampling Method: Roto-sonic (RS), Submersible Pump
Drill Rig: Terrasonic Track Rig

Interval Length: 5.0 ft
First Encountered Water (ft bgs): ▼ 29.28 (estimated)
Static Water Level (ft bgs): ▽ No post-drill static water level recorded.
Top of Casing Elevation: NA
Ground Surface Elevation: 58.00 ft amsl
Easting: 964081.63 ft
Northing: 857254.48 ft
Coordinate System: NAD 1983 StatePlane Georgia East FIPS 1001 Feet

Terminology
NA: Not Applicable

Remarks
Ground surface elevation estimated based on GIS data.

ARCADIS

Soil Boring Log

Boring No.: **SB-11**
Surface Finish: NA

Client Name: Georgia Power
Project Number: 30250944.2B
Project Name: Plant McIntosh HRSC
Date Started: 01-13-2026
Date Completed: 01-20-2026
Total Depth: 50.0 ft bgs
Well Type: None
Logger(s): Perry Studebaker
Reviewer: Auguste Parrinello

Depth (ft)	Sample ID	Rec. (ft)	Graphic	Material Description	Drilling Fluid and Notes
26, 27, 28, 29, 30, 31, 32, 33		10.00		(24.0-25.5 ft): CLAY, some very fine to fine sand, trace silt; soft, low to medium plasticity, well sorted, moist, 2.5Y 7/3 - pale yellow, iron oxide staining. (25.5-33.5 ft): CLAY, little very fine to fine sand, trace silt; soft, high plasticity, well sorted, moist, 2.5Y 6/2 - light brownish gray. NOTE: 2-3" sand seams at 32' and 33.5'	
34, 35, 36, 37	MCI-SB11-33-34 MCI-VAP11-PACK-34-37	10.00		(33.5-40.0 ft): SAND, very fine to fine, little silt, trace gravel, small cobbles, subround, trace clay; soft, no plasticity, well sorted, moist to wet, 2.5Y 8/2 - pale yellow. NOTE: 2-3" sandy clay seams at 34' and 35.5'	
38, 39					(38-50 ft) Sonic drilled to 50', tremie grouted borehole
40, 41		10.00		(40.0-41.5 ft): CLAY, little very fine to fine sand, trace silt; stiff, high plasticity, well sorted, moist, 10GY 5/1 - greenish gray.	
42				(41.5-42.5 ft): SAND, fine, some clay, little silt; soft, low plasticity, poorly sorted, moist, 2.5Y 6/3 - light yellowish brown.	
43, 44, 45, 46, 47, 48, 49				(42.5-50.0 ft): SAND, very fine to fine, some silt, trace clay; medium stiff, no plasticity, slow dilatancy, well sorted, moist, 10YR 6/4 - light yellowish brown, blocky structure.	

End Depth: 50.00 ft

Drilling Co.: GSE
Driller: David, Josh(senior helper), Nick(junior helper)
Drilling Method: Hydro-Vac (HV), Roto-sonic (RS)
Sampling Method: Roto-sonic (RS), Submersible Pump
Drill Rig: Terrasonic Track Rig

Interval Length: 5.0 ft
First Encountered Water (ft bgs): ▼ 29.28 (estimated)
Static Water Level (ft bgs): ▽ No post-drill static water level recorded.
Top of Casing Elevation: NA
Ground Surface Elevation: 58.00 ft amsl
Easting: 964081.63 ft
Northing: 857254.48 ft
Coordinate System: NAD 1983 StatePlane Georgia East FIPS 1001 Feet

Terminology
NA: Not Applicable

Remarks
Ground surface elevation estimated based on GIS data.

ARCADIS

Soil Boring Log

Boring No.: **SB-12**
Surface Finish: NA

Client Name: Georgia Power
Project Number: 30250944.2B
Project Name: Plant McIntosh HRSC

Date Started: 01-20-2026
Date Completed: 01-21-2026
Total Depth: 50.0 ft bgs

Well Type: None
Logger(s): Perry Studebaker
Reviewer: Auguste Parrinello

Depth (ft)	Sample ID	Rec. (ft)	Graphic	Material Description	Drilling Fluid and Notes
1, 2, 3, 4, 5, 6, 7, 8, 9		0.00			(0-10 ft) Cleared via hydro-vac
10, 11, 12, 13, 14, 15		7.00		(10.0-17.0 ft): CLAY, trace fine sand, subangular, trace silt; stiff, high plasticity, well sorted, moist, 10R 4/8 - red, lensed structure.	(10-30 ft) Sonic rig drilled down to 30', attempted VAP 27-30' but borehole was dry
16, 17	MCI-SB12-16-17			(17.0-18.5 ft): CLAY, trace fine sand, subangular, trace silt; stiff, high plasticity, well sorted, moist, 10YR 7/6 - yellow.	
18, 19, 20, 21	MCI-SB12-19-20			(18.5-22.0 ft): SAND, fine to coarse, subangular, little clay, trace silt; loose, low plasticity, well sorted, moist, 10YR 6/8 - brownish yellow.	
22, 23, 24				(22.0-25.0 ft): CLAY, little fine sand, subangular, trace silt; loose, high plasticity, well sorted, moist, 2.5YR 5/6 - red.	

Drilling Co.: GSE
Driller: David, Brandon (helper), Nick(helper)
Drilling Method: Hydro-Vac (HV), Roto-sonic (RS)
Sampling Method: Roto-sonic (RS), Submersible Pump
Drill Rig: Terrasonic Track Rig

Interval Length: 5.0 ft
First Encountered Water (ft bgs): ▼ 29.95 (estimated)
Static Water Level (ft bgs): ▽ No post-drill static water level recorded.
Top of Casing Elevation: NA
Ground Surface Elevation: 65.00 ft amsl
Easting: 964179.65 ft
Northing: 857401.91 ft
Coordinate System: NAD 1983 StatePlane Georgia East FIPS 1001 Feet

Terminology
NA: Not Applicable

Remarks
Ground surface elevation estimated based on GIS data.

ARCADIS

Soil Boring Log

Boring No.: **SB-12**
Surface Finish: NA

Client Name: Georgia Power
Project Number: 30250944.2B
Project Name: Plant McIntosh HRSC
Date Started: 01-20-2026
Date Completed: 01-21-2026
Total Depth: 50.0 ft bgs
Well Type: None
Logger(s): Perry Studebaker
Reviewer: Auguste Parrinello

Depth (ft)	Sample ID	Rec. (ft)	Graphic	Material Description	Drilling Fluid and Notes
26, 27		5.50		(25.0-27.0 ft): SAND, fine to coarse, subangular, some clay, trace silt; loose, low plasticity, well sorted, moist, 10YR 6/8 - brownish yellow.	
27, 28				(27.0-28.0 ft): CLAY, trace fine sand, subangular, trace silt; stiff, high plasticity, well sorted, moist, 2.5Y 8/3 - pale yellow.	
28, 29, 30				(28.0-30.0 ft): CLAY, some fine to coarse sand, subangular, trace silt; medium stiff, low plasticity, well sorted, moist, 10YR 7/6 - yellow, blocky structure.	
30		10.00		(30.0-31.0 ft): CLAY, little fine to medium sand, subangular, trace silt; very soft, high plasticity, well sorted, moist, 10Y 5/1 - greenish gray.	(30-46 ft) Sonic drilled to 45', VAP 42-45'
31, 32				(31.0-32.5 ft): CLAY and SAND, fine to coarse, subangular, trace silt; soft, medium plasticity, well sorted, moist, 2.5Y 5/2 - grayish brown, mottled structure.	
33, 34, 35, 36, 37, 38, 39, 40				(32.5-40.0 ft): CLAY, trace fine to coarse sand, subangular, trace silt; stiff, high plasticity, well sorted, moist, 2.5Y 5/2 - grayish brown. NOTE: Shell fragments in top foot of formation (as seen in picture)	
40, 41		8.50		(40.0-41.0 ft): CLAY, some fine to medium sand, subangular, little silt; medium stiff, medium to high plasticity, well sorted, moist, 10Y 5/1 - greenish gray, iron oxide staining.	
41, 42				(41.0-42.0 ft): SAND, very fine to medium, subangular, some clay, little silt; soft, low plasticity, well sorted, moist, 2.5Y 6/3 - light yellowish brown.	
42, 43	MCI-VAP12-PACK-42-45			(42.0-43.0 ft): SAND, very fine to medium, subangular, little silt, little clay; soft, no plasticity, well sorted, moist, 7.5YR 6/8 - reddish yellow.	
43, 44, 45, 46				(43.0-47.0 ft): SAND, fine, subangular, some silt, trace clay; soft, no plasticity, slow dilatancy, well sorted, moist, 5Y 6/3 - pale olive, blocky structure.	(46-50 ft) Sonic drilled to 50', grouted borehole
47, 48, 49				(47.0-50.0 ft): SAND, very fine to fine, subangular, some silt; soft, no plasticity, slow dilatancy, well sorted, moist, 10YR 5/4 - yellowish brown, blocky structure.	

End Depth: 50.00 ft

Drilling Co.: GSE
Driller: David, Brandon (helper), Nick(helper)
Drilling Method: Hydro-Vac (HV), Roto-sonic (RS)
Sampling Method: Roto-sonic (RS), Submersible Pump
Drill Rig: Terrasonic Track Rig

Interval Length: 5.0 ft
First Encountered Water (ft bgs): ▼ 29.95 (estimated)
Static Water Level (ft bgs): ▽ No post-drill static water level recorded.
Top of Casing Elevation: NA
Ground Surface Elevation: 65.00 ft amsl
Easting: 964179.65 ft
Northing: 857401.91 ft
Coordinate System: NAD 1983 StatePlane Georgia East FIPS 1001 Feet

Terminology
NA: Not Applicable

Remarks
Ground surface elevation estimated based on GIS data.

ARCADIS

Soil Boring and Construction Log

Boring No./Well ID: **SB-13 / MGWC-25**

Surface Finish Stickup: 3.29 ft

Client Name:	Georgia Power	Date Started:	01-21-2026	Well Type:	Single Screened
Project Number:	30250944.2B	Date Completed:	01-23-2026	Logger(s):	Perry Studebaker
Project Name:	Plant McIntosh HRSC	Total Depth:	40.0 ft bgs	Reviewer:	Auguste Parrinello

Depth (ft)	Sample ID	Rec. (ft)	Graphic	Material Description	Photo	Drilling Fluid and Notes
1, 2, 3, 4, 5, 6, 7, 8, 9		0.00				(0-10 ft) Cleared via hydro-vac
10, 11, 12, 13, 14	MCI-SB13-13-14	8.50		(10.0-16.5 ft): CLAY, little very fine to fine sand, trace silt; stiff, high plasticity, well sorted, moist, 2.5YR 5/6 - red, mottled structure. NOTE: Micaceous.		(10-39 ft) Sonic rig drilled down to 39', left casing in place to continue well installation next day
15, 16				(16.5-18.0 ft): CLAY, little very fine to fine sand, trace silt; stiff, high plasticity, well sorted, moist, 10YR 6/6 - brownish yellow, mottled structure.		
17, 18				(18.0-18.5 ft): CLAY, some fine to coarse sand, subangular, trace silt; medium stiff, medium to high plasticity, well sorted, moist, 10YR 6/6 - brownish yellow, blocky structure.		
19, 20	MCI-SB13-19-20			(18.5-19.0 ft): CLAY, little fine to coarse sand, subangular, trace silt; stiff, medium to high plasticity, well sorted, moist, 2.5Y 7/3 - pale yellow, laminated structure.		
21		8.00		(19.0-21.0 ft): SAND, fine to coarse, subangular, little clay, trace silt; loose, low plasticity, well sorted, moist, 10YR 6/8 - brownish yellow.		
22, 23				(21.0-23.5 ft): CLAY, some fine to coarse sand, subangular, trace silt; medium stiff, high plasticity, well sorted, moist, 2.5YR 4/6 - red, mottled structure. NOTE: Softer towards bottom of interval.		
24, 25				(23.5-26.5 ft): SAND, fine to medium, subangular and CLAY, trace silt; medium stiff, low plasticity, well sorted, moist, 2.5Y 5/4 - light olive brown, blocky structure.		

Construction Details

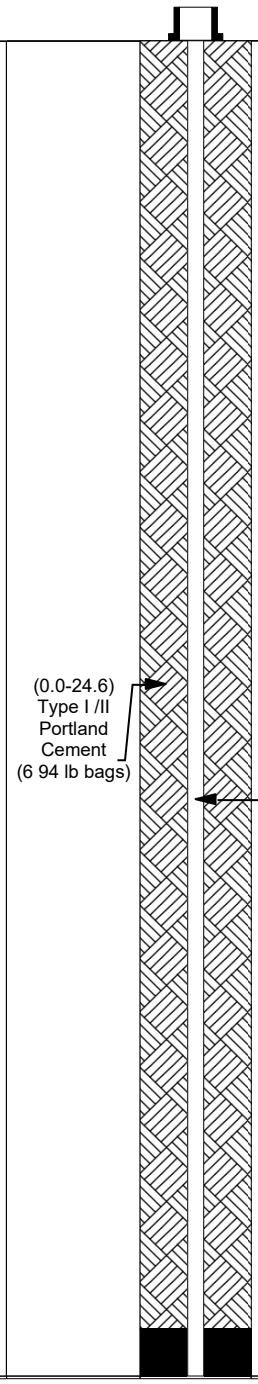

Drilling Co.:	GSE	Interval Length:	5.0 ft
Driller:	David, Brandon (helper), Nick(helper)	First Encountered Water (ft bgs):	▼ 32.00
Drilling Method:	Hydro-Vac (HV), Roto-sonic (RS)	Static Water Level (ft bgs):	▽ 33.85
Sampling Method:	Roto-sonic (RS)	Top of Casing Elevation:	60.33 ft amsl
Drill Rig:	Terrasonic Track Rig	Ground Surface Elevation:	57.04 ft amsl
Terminology NA: Not Applicable	Remarks	Easting:	964243.68 ft
		Northing:	857400.37 ft
		Coordinate System:	NAD 1983 StatePlane Georgia East FIPS 1001 Feet

ARCADIS

Soil Boring and Construction Log

Boring No./Well ID: **SB-13 / MGWC-25**

Surface Finish Stickup: 3.29 ft

Client Name:	Georgia Power	Date Started:	01-21-2026	Well Type:	Single Screened
Project Number:	30250944.2B	Date Completed:	01-23-2026	Logger(s):	Perry Studebaker
Project Name:	Plant McIntosh HRSC	Total Depth:	40.0 ft bgs	Reviewer:	Auguste Parrinello

Depth (ft)	Sample ID	Rec. (ft)	Graphic	Material Description	Photo	Drilling Fluid and Notes	Construction Details
26, 27, 28, 29, 30, 31				(23.5-26.5 ft): SAND, fine to medium, subangular and CLAY, trace silt; medium stiff, low plasticity, well sorted, moist, 2.5Y 5/4 - light olive brown, blocky structure. (26.5-32.0 ft): CLAY, some very fine to fine sand, subangular, trace silt; medium stiff, medium plasticity, well sorted, moist, 2.5Y 7/3 - pale yellow, lensed structure. NOTE: Small sand seams/pockets evenly distributed across interval.			(24.6-26.8) Bentonite Pellets 25 lbs uncoated Pel-Plug
32, 33, 34, 35, 36, 37, 38, 39		9.50		(32.0-39.5 ft): SAND, very fine to fine, subangular, little silt, little clay; medium stiff, no plasticity, well sorted, moist, 2.5Y 7/3 - pale yellow, lensed structure. NOTE: 1-2" Small clay seams and nodules sparsely distributed throughout interval.			(26.8-39.0) FilterSil #20/40 Sand 1.5 cu-ft; 2" 0.01"-Slot Pre-Packed U-Pack Screen
40, 41, 42, 43, 44, 45, 46, 47, 48, 49, 50				(39.5-40.0 ft): CLAY, some very fine to fine sand, subangular, trace silt; soft, medium to high plasticity, well sorted, moist, 2.5Y 5/3 - light olive brown. End Depth: 40.00 ft			

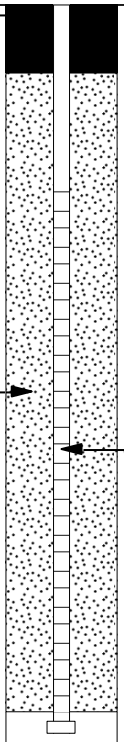

Drilling Co.:	GSE	Interval Length:	5.0 ft
Driller:	David, Brandon (helper), Nick(helper)	First Encountered Water (ft bgs):	▼ 32.00
Drilling Method:	Hydro-Vac (HV), Roto-sonic (RS)	Static Water Level (ft bgs):	▽ 33.85
Sampling Method:	Roto-sonic (RS)	Top of Casing Elevation:	60.33 ft amsl
Drill Rig:	Terrasonic Track Rig	Ground Surface Elevation:	57.04 ft amsl
Terminology NA: Not Applicable	Remarks	Easting:	964243.68 ft
		Northing:	857400.37 ft
		Coordinate System:	NAD 1983 StatePlane Georgia East FIPS 1001 Feet

Attachment 5

Bench-Scale Treatability Study Memo – July 30, 2026

Attachment 5

Bench-Scale Treatability Study Memo

This Bench-Scale Treatability Study Memo provides the results of bench-scale testing conducted to evaluate the effectiveness of in situ technologies for Georgia Power Company's (Georgia Power's) Plant McIntosh – Former Ash Pond 1 (AP-1), located at 981 Old Augusta Road Central, Rincon, Georgia (Site). Lithium concentrations are currently at statistically significant levels, with exceedances of the groundwater protection standard (GWPS) near the northern/northeastern corner of AP-1. In situ treatment is being considered as a potential corrective measure for lithium in groundwater at the Site, based on the bench-scale testing and analysis provided below. This Bench-Scale Treatability Study Memo also provides the results of batch sorption and desorption testing to evaluate lithium sorption and the potential release of naturally occurring lithium from site soils. Sorption/desorption testing supports the understanding of the fate and transport of lithium beneath AP-1 and contributes to the development of the Site geochemical conceptual site model.

Geochemical Site Conceptual Model and Bench-Scale Testing Approach

Lithium in groundwater at the Site is present as a monovalent cation, is soluble, and is not oxidation-reduction active under environmentally relevant conditions. In general, lithium acts as a relatively conservative ion controlled by low abundance and relatively high solubility (Electric Power Research Institute [EPRI] 2018). However, lithium can be removed from groundwater via in situ geochemical manipulation mechanisms such as enhanced sorption and co-precipitation by formation of insoluble transition-metal sulfides using in situ reagents (Arcadis 2024). Previous work has also demonstrated that lithium can be removed from groundwater to some extent via sorption or cation exchange (Anghel et al. 2002; Elbana and Osman 2023) onto clays and other mineral phases, such as iron, aluminum, and manganese oxides, as well as carbonates (Arcadis 2024). Therefore, the removal of lithium from site groundwater was evaluated in batch tests using groundwater and soil samples collected from the Site during January 2026 high-resolution site characterization (HRSC) field activities.

Cations commonly found in groundwater, such as calcium and magnesium, can displace lithium from exchange sites on soils, releasing lithium to groundwater (Russak et al. 2016; Lindsey et al. 2021). AP-1 leachate data collected previously indicated coal combustion residual (CCR) pore water contained minimal lithium and suggests that the lithium observed in groundwater downgradient of AP-1 may be due to naturally occurring lithium present in the aquifer matrix (i.e., a geogenic source of lithium). In addition, 2026 HRSC results and routine monitoring data from downgradient monitoring wells indicate that the correlation between dissolved lithium concentrations and CCR constituent indicators (e.g., lithium versus boron, or lithium versus sulfate) is not as strong as the correlation between CCR constituent indicators (e.g., boron versus sulfate) as shown on Figure 6 of the 2026 Semiannual Remedy Selection and Design Progress Report (2026 Progress Report). As such, it is hypothesized that lithium is present as an ion-exchange complex within clay minerals naturally present in soils beneath the Site, which can be released into groundwater as a result of CCR leachate or CCR-influenced groundwater exhibiting elevated total dissolved solids (TDS). Understanding the potential for geogenic vs. CCR sources of lithium is important, because:

- It provides a better understanding of the anticipated lithium dynamics in groundwater (e.g., why the lithium plume exhibits a different delineation than other CCR constituents).
- This information will be useful in understanding the mechanisms and extent of lithium natural attenuation in the future.

Therefore, the leachability (i.e., desorption) of naturally occurring lithium from soil samples collected during the 2026 HRSC field activities, under varying water quality conditions, was evaluated using a specialized leach test.

This Bench-Scale Treatability Study Memo summarizes the bench-scale studies completed at Arcadis' Treatability Laboratory, located in Durham, North Carolina during February, March, and April 2026, including:

- Batch reagent testing to evaluate the efficacy of in situ reagents at removing dissolved lithium from site groundwater in the presence of site soils collected from the saturated zone during the 2026 HRSC field activities.
- Batch sorption testing to support the understanding of the fate and transport of lithium beneath the Site and evaluate the ability and capacity of soil from two key lithologic units (reddish clay and primary sands) beneath AP-1 to attenuate dissolved lithium from groundwater collected from the Site.
- Batch desorption testing, using synthetic groundwater solutions and site soils, to support the understanding of the fate and transport of lithium, including the potential for a geogenic source of lithium, as described above.

Bench-Scale Testing Methods

This section presents the methods used to collect site soil and groundwater during 2026 HRSC field activities as well as the bench-scale treatability testing methods.

Soil and Groundwater Collection

To represent site conditions, site soils and groundwater were used in the bench testing from locations shown on Figure 5-1. Arcadis collected 12.5 liters (L) of groundwater from MGWC-7 in five 2.5 L glass bottles to support the treatability testing. Samples were collected using the standard methods of sample collection employed during the semiannual sampling and analysis field events. Special handling procedures to preserve oxidation-reduction conditions were not needed, because the groundwater at MGWC-7 is oxic. Groundwater was collected on January 15, 2026 and shipped to Arcadis' Treatability Laboratory. The groundwater was received on January 16, 2026, homogenized in a plastic carboy, and stored at less than 4 degrees Celsius.

Unfiltered and filtered samples from the homogenized MGWC-7 groundwater were collected on January 29, 2026, given sample IDs "Baseline Unfiltered" and "Baseline Filtered", and shipped to Eurofins Environment Testing (Eurofins), located in Atlanta, Georgia for metals analysis by United States Environmental Protection Agency (USEPA) Method 6010D and analysis of anion composition (chloride, fluoride, and sulfate) by USEPA Method 300.0. "Baseline Filtered" samples were filtered in Arcadis' Treatability Laboratory with a 0.45-micron polyethersulfone (PES) vacuum filter. These samples were used to evaluate whether the homogenized MGWC-7 groundwater was representative and consistent with existing groundwater monitoring data and determine if filtering was necessary before use in the experimental trials described below. Analytical data for the homogenized groundwater are presented in Table 5-1 and associated laboratory analytical reports for all treatability tests are provided in Attachment 5-1. Unfiltered and filtered lithium concentrations from the homogenate were comparable and measured at 0.13 and 0.15 milligram per liter (mg/L), respectively. Baseline lithium concentrations were also comparable to the concentration of 0.17 mg/L measured during routine sampling in February 2026 at MGWC-7. "Baseline Unfiltered" and "Baseline Filtered" results were acceptable for use in this study.

Soil samples were collected in January 2026 during the 2026 HRSC field activities via a rotosonic drill rig from locations shown on Figure 5-1. Soil samples were selected from 5-foot drilling runs from either the reddish clay or primary sands lithologic units, collected in plastic zip-type bags, then shipped to Arcadis' Treatability Laboratory on ice and kept at 4 degrees Celsius or colder until reactors were constructed.

In Situ Treatment Reagent Batch Testing

Reactors were constructed with site soil, lithium-impacted groundwater, and reagents according to the experimental matrix presented in Table 5-2. Batch tests consisted of two unamended control trials to correct for potential sorption of lithium to the reactor vessel (Reactors 1A and 1B) or soils (Reactors 2A and 2B) and potential loss of lithium due to precipitation of solids in the absence of reagents (Reactors 1A through 2B).

Batch reagent effectiveness trials were performed with soil collected from the primary sand lithologic unit at HPT/SB/VP-05, located upgradient of lithium-impacted monitoring well MGWC-7 (Figure 5-1). Primary sands soil from HPT/SB/VP-05 was selected for batch reagent effectiveness trials because if in situ injection was selected as the corrective measure for lithium in groundwater, injections would occur near MGWC-7 and into this lithologic unit where most site monitoring wells are screened.

Reagents were selected based on their potential removal mechanisms for lithium and properties that would allow for possible injection and distribution in the subsurface. Reagents tested included zero-valent iron (ZVI), sodium carbonate, and FluxSorb RC X M0011 (FluxSorb). ZVI was tested in the form of CleanER iZVI (iZVI; Reactors 3A and 3B), produced by Cascade Environmental Services and Höganas Environmental Solutions, LLC and consists of ZVI suspended in a glycerol dispersant. Sodium carbonate was tested to evaluate lithium removal via sorption or co-precipitation of lithium within calcium/magnesium carbonate minerals (tested at two doses in Reactors 4A through 5B). FluxSorb is produced by Arq, Inc. (Arq) and is a powdered activated carbon modified with constituent-selective sorption mechanisms to target CCR constituents, including lithium (tested at two doses in Reactors 6A through 7B).

To prepare the batch reactors, 40 grams of homogenized soil from the primary sand lithologic unit, collected from HPT/SB/VP-05, were weighed out into 250-milliliter (mL) polypropylene centrifuge tubes (except for Reactors 1A and 1B, which were the controls containing only site groundwater). All 14 reactors received 0.2 L of homogenized groundwater from MGWC-07. Reactors containing reagents were dosed with the appropriate type and mass of reagent, as presented in Table 5-2. Duplicate reactors were made for each trial:

- The first reactor of each pair was designated with an “A” at the end of the sample ID (e.g., Reactor 1A) to be sampled on Day 1 of reaction time.
- The second reactor of each pair was designated with a “B” at the end of the sample ID to be sampled on Day 14 of reaction time.

After the reactors were created, they were shaken, allowed to settle, and measured for pH, conductivity, dissolved oxygen (DO), and oxidation-reduction potential (ORP). The reactors were then set in a holding rack for the duration of the experiment and inverted and shaken once per day to ensure sufficient mixing of components. On Days 1 and 14, designated reactors were remeasured for final pH, conductivity, DO, and ORP, and samples were sent to Eurofins for analysis of dissolved metals by USEPA Method 6010D and anions by USEPA Method 300.0. Samples sent to Eurofins were filtered with 0.45-micron PES vacuum filters prior to shipment and analysis.

Batch Sorption Testing

To assess the sorption mechanism, capacity, and ability of the soil from the two primary lithologic units (reddish clay and primary sands) beneath former AP-1 to attenuate dissolved lithium in site groundwater, bench-scale sorption tests were completed with site groundwater and reddish clay or primary sands soil. The bench-scale sorption test consisted of batch reactors with reddish clay or primary sands soil collected from HPT/SB/VAP-04 and HPT/SB-13 (Figure 5-1) and homogenized groundwater from MGWC-7 where the initial concentration of dissolved lithium was 0.12 mg/L (Table 5-3). For soils from HPT/SB/VAP-04, the reactors examined different

ratios of soil (grams) to groundwater (mL) spanning 4 orders of magnitude ranging from 0.001 to 1 grams per mL (equivalent to 1 to 1000 mL per gram) and included one duplicated trial for each of the 0.1 grams per mL soil-to-groundwater ratio reactors (Reactors 6 and 8 and Reactors 5 and 7). Meanwhile, the sorption testing suite for soils collected from HPT/SB-13 were subjected to just two soil to groundwater ratios (0.01 and 1). Control reactors contained 500 mL of groundwater without soil to verify that sorption to the reaction vessel or precipitation of solids did not occur. Reactor descriptions and initial conditions, including initial reactor pHs, are presented in Table 5-3. It should be noted that while the sorption testing refers to “soil-to-groundwater ratio” in gram per mL, the leachability testing and associated tables and figure refers to “solution-to-soil ratio” (in mL per gram).

To construct the reactors, the appropriate mass of soil was measured into 500 mL polypropylene centrifuge tubes for all reactors except the controls. All reactors were then dosed with their corresponding volume of site groundwater, as presented in Table 5-3. Reactors were then capped and sealed with electrical tape and placed on the rolling table to mix for 5 days.

After 5 days of mixing on the rolling table, all 11 reactors were removed and allowed to settle for approximately 2 hours. After solids had settled to the bottom of the reactors, reactor pHs were remeasured and samples were collected and sent to Eurofins for analysis of dissolved metals by USEPA Method 6010D. Samples were filtered with 0.45-micron PES vacuum filters prior to shipment and analysis. Sorbed lithium concentrations (i.e., mass of lithium [milligram] adsorbed per mass of aquifer material [kilogram]) were calculated from the difference between the initial and final aqueous concentrations, multiplied by the soil-to-groundwater ratio (in grams per mL) in the associated reactor, plus the total extractable lithium (in milligrams per kilogram) for the associated soil sample determined during the leachability testing program. Subsequently, the lithium sorption coefficient was calculated by dividing the sorbed lithium concentration (in mg/kg) by the equilibrium aqueous lithium concentration (in mg/L).

Leachability (Desorption) Testing

Given that lithium is anticipated to be present as an ion-exchange complex within clay minerals that can be displaced from soil surfaces by cations from groundwater, batch leachability testing was performed to evaluate lithium release (i.e., desorption) under solutions of varying ionic strength. Specifically, two synthetic groundwater recipes were created:

- One test solution with low concentrations of TDS to approximate the major ion chemistry of site background groundwater monitoring well MGWA-10; and
- One test solution with high concentrations of TDS to approximate CCR-influenced groundwater downgradient of AP-1 at MGWC-8, where the highest concentrations of TDS have historically been measured.

The target major ion concentrations and resultant calculated TDS of the low- and high-TDS test solutions are presented in Table 5-4, below. In both cases, the alkalinity of the water was minimal, with pH less than 6; therefore, the leach-test solutions do not include addition of carbonate. A third solution, based on Tessier et al. (1979), but modified to use a decreased concentration (0.1 molar) of magnesium chloride, was tested to measure the total extractable amount of lithium in the soil samples. The soil samples were collected from either the reddish clay or primary sands lithologic unit during the 2026 HRSC field activities. The soil sample identifications are presented in Table 5-5, below, and correspond to the soil samples discussed in Sections 2.1 and 3.2 of the 2026 Progress Report.

Table 5-4. Target Major Ion Composition of Leach Test Solutions

Major Ion	Low TDS (mg/L)	High TDS (mg/L)
Calcium	2	97
Magnesium	0.5	18
Potassium	1.1	9.8
Sodium	6	57.5
Sulfate	0	422
Chloride	15	10
Calculated TDS	25	614

The leach tests were conducted in two rounds, according to the experimental matrix in Table 5-5, so procedural modifications deemed necessary from Round 1 results could be implemented during Round 2. The procedure for the leach tests is summarized below:

- *Liquid-soil ratio.* Round 1 reactors were prepared using a 20:1 liquid-to-soil ratio (in mL per gram, equivalent to a 0.05:1 soil-to-liquid ratio in gram per mL). To achieve this ratio, a mass of 25 grams of soil were leached with a solution volume of 500 mL. Round 2 reactors were prepared using a 5:1 liquid-to-soil ratio (equivalent to a 0.2:1 soil-to-liquid ratio in gram per mL) to improve the detection capability of the analytical method (i.e., lower the method detection limit [MDL]). To achieve the 5:1 liquid-to-soil ratio, 100 grams of soil were mixed with a leach test fluid target volume of 500 mL. Actual soil and solution quantities are presented per reactor, along with other initial test conditions in Table 5-6. It should be noted that while the leachability testing refers to “liquid-to-soil ratio” in mL per gram, the sorption testing refers to “soil-to-groundwater ratio” (in gram per mL).
- *Leach test fluid composition.* The leach tests reacted soil samples collected from both of the key site lithologies (reddish clay and primary sands) during 2026 HRSC field activities with three leach test solutions (low TDS, high TDS, and a 0.1-molar magnesium chloride solution prepared with 0.1 molar magnesium chloride hexahydrate) according to the experimental matrix presented in Table 5-5, below. The low- and high-TDS solutions were prepared using sulfate and chloride reagent salts as follows:
  - *Low TDS (25 mg/L)*. The following salts were added to deionized water at the concentrations indicated to achieve the ion concentrations presented in Table 5-4:
    - Calcium chloride dihydrate (7.4 mg/L);
    - Magnesium chloride hexahydrate (4.1 mg/L);
    - Potassium chloride (2.1 mg/L); and
    - Sodium chloride (15.3 mg/L).
  - *High TDS (614 mg/L)*. The following salts were added to deionized water at the concentrations indicated to achieve the ion concentrations presented in Table 5-4:
    - Calcium chloride dihydrate (21 mg/L);
    - Calcium sulfate dihydrate (392.1 mg/L);
    - Magnesium sulfate heptahydrate (182.5 mg/L);
    - Potassium sulfate (21.8 mg/L); and
    - Sodium sulfate (177.6) mg/L.
- *Leach test fluid pH.* Prior to experiment startup, pH of the low- and high-TDS stock solutions was measured to ensure the pH values in both test solutions were consistent (i.e., within the 5 to 6 range [target pH of 5.5]) to isolate the TDS variable during the leach tests and be comparable to background monitoring wells at the Site.

- Prior to introducing the stock solutions to the reactors, the low - and high-TDS stock solutions were subsampled and sent to Eurofins for analysis by USEPA Method 6010D for dissolved metals (Appendix IV; calcium, magnesium, sodium, potassium, aluminum, iron, and manganese), and USEPA Method 300.0 for anions (sulfate and chloride) to determine baseline conditions and ensure lithium was not present as an impurity in the reagents.
- Reactors were constructed using the 20:1 (Round 1) or 5:1 (Round 2) liquid-to-solid ratio, defined above and according to the experimental matrix presented in Table 5-5, below, by addition of solution and soil quantities presented per reactor in Table 5-6.
- Following reactor construction, reactors were capped, shaken, allowed to settle, and briefly reopened to measure and record the initial reactor pH (Table 5-6).
- The reactors were then recapped and set on a roller table for the duration of the experiment, and inverted and shaken once a day to ensure sufficient mixing of components.
- At approximately 24 hours and 2 weeks according to the experimental matrix presented in Table 5-5, additional (unfiltered) pH measurements were collected and samples were passed through a 0.45-micron vacuum filter and submitted for analysis of dissolved metals (Appendix IV; calcium, magnesium, sodium, potassium, aluminum, iron, and manganese) by USEPA Method 6010D and USEPA Method 300.0 for anions (sulfate and chloride).

Table 5-5. Leachability Test Experimental Matrix.

	Test Description	Low TDS – Day 1	Low TDS – Day 14	High TDS – Day 1	High TDS – Day 14	Total Extractable – Day 1
Soil Sample ID	**Sample Soil Type**					
MCI-SB01-12-14	clay	X		X		X
MCI-SB01-18-20	sand	X		X		X
MCI-SB04-12-13	clay	X	X	X	X	X
MCI-SB04-21-22	sand	X	X	X	X	X
MCI-SB05-14-15	clay	X		X		X
MCI-SB05-25-26	sand	X		X		X
MCI-SB06-12-13	clay	X		X		X
MCI-SB06-20-21	sand	X		X		X
MCI-SB08-21-22	clay	X	X	X	X	X
MCI-SB08-36-37	sand	X	X	X	X	X
MCI-SB11-14-15	clay	X		X		X
MCI-SB11-34-35	sand	X		X		X
MCI-SB12-16-17	clay	X		X		X
MCI-SB12-19-20	sand	X		X		X

Notes:

1. Pink shading indicates reactors to be included in round 1 of leachability testing.
2. Blue shading indicates reactors to be included in round 2 of leachability testing.

ID = identification

X = indicates a reactor was made for the soil sample ID and test description specified in the table

Bench-Scale Testing Results

Reagent Effectiveness for In Situ Treatment

Dissolved lithium concentrations in groundwater were preserved from the time of groundwater sample collection in January 2026 throughout the experiment (Table 5-7; Figure 5-2). This was confirmed by comparing the baseline MGWC-7 lithium concentrations presented in Table 5-1 (0.13 to 0.15 mg/L) to the lithium concentration in the control reactor with only groundwater (Control 1, 0.14 mg/L on Day 14; Table 5-7; Figure 5-2). The lithium concentration decreased nominally in the presence of soil without reagents (e.g., 0.12 mg/L in Control 1 and 0.11 mg/L in the control with groundwater plus soil [Control 2] on Day 1) and remained sufficiently elevated to continue with the reagents testing program.

Dissolved lithium concentrations decreased in trials containing iZVI compared to Control 2, in which concentrations were measured at 0.11 and 0.12 mg/L in the Day 1 and Day 14 samples, respectively. Lithium concentration decreased to 0.088 mg/L in the Day 1 sample with iZVI and continued to decrease to less than the GWPS through collection of the Day 14 sample. In the Day 14 sample, lithium was measured at 0.017 mg/L, representing 86 percent lithium removal compared to the Day 14 Control 2 sample.

Both doses of sodium carbonate lowered dissolved lithium concentrations relative to the control reactors. The low-dose trials containing 0.5 gram per L sodium carbonate lowered dissolved lithium concentrations to 0.06 mg/L by Day 14, compared to the Day 14 concentration of 0.12 mg/L in Control 2. The 2 gram per L dose lowered dissolved lithium concentrations to 0.094 mg/L by Day 1 and to 0.047 mg/L by Day 14, representing 61 percent lithium removal; however, concentrations remained greater than the 0.04 mg/L GWPS during the 14-day reaction period.

Dissolved lithium concentrations decreased to less than the 0.04 mg/L GWPS and were less than the MDL of 0.0037 mg/L in both the 4 and 8 percent by weight doses of FluxSorb tested, representing greater than 88 percent lithium removal relative to Control 2. Lithium removal occurred rapidly for both FluxSorb doses, with concentrations decreasing to less than the MDL after Day 1 and remained less than the MDL by Day 14.

No Appendix IV constituents were detected at levels greater than the respective GWPS in the 14-day experimental trials. Dissolved manganese increased to 0.12 mg/L (Table 5-7**)** in the reactor containing soil and groundwater without reagents (i.e., Control 2) relative to Control 1 with only groundwater (e.g., 0.046 mg/L in the Day 1 reactor), indicating that disturbance of the soil and setup of the reactors released manganese. Dissolved manganese was detected at 4 mg/L in the Day 1 sample containing iZVI, before decreasing to 0.013 mg/L by Day 14, indicating that some manganese was associated with the reagent. Dissolved manganese concentrations were less than the MDL in all reactors containing FluxSorb.

As presented in Table 5-7, the addition of iZVI stimulated a shift to more reducing conditions compared to the controls, with ORP values in the iZVI reactors ranging from -632 to -501 millivolts (mV), in comparison to an ORP of 206 to 150 mV in Control 2 (i.e., site groundwater with soil) on Day 1 and Day 14, respectively. Similar oxidation-reduction conditions were generated in reactors containing sodium carbonate and FluxSorb. Mildly reducing conditions were generated in reactors containing both doses of sodium carbonate and ranged from -40 mV in Day 1 reactors for both doses to -32 and -30 mV in Day 14 for the 0.5 and 2 grams per L dose, respectively. Reactors containing FluxSorb were also reduced compared to controls, with Day 1 and Day 14 ORP values of -15 and -11 mV for the 4 percent by weight dose and -46 and -29 mV for the 8 percent by weight dose, respectively.

Batch Sorption Results

Sorption occurred in three of the four soil-to-groundwater ratios tested in reactors containing reddish clay soil collected from HPT/SB/VAP-04 (Table 5-3). Up to 53 percent removal of lithium was measured and the percent removal was proportional to the soil-to-groundwater ratio, indicating sorption of lithium to the soil was the associated mechanism for lithium mass removal from the aqueous phase (Figure 5-3A). Similarly, up to 54 percent removal of lithium was measured in reactors containing soil from the primary sand lithologic unit collected from HPT/SB/VAP-04; however, lithium removal was only measured in reactors containing 0.1 and 1 soil-to-groundwater ratios. Duplicate reactors for the reddish clay soil (Reactors 6 and 8) experienced comparable lithium removal. Meanwhile duplicate reactors for the primary sands soil (Reactors 5 and 7) containing 0.1 soil-to-groundwater ratio experienced no removal and 17 percent removal, respectively. The variability in results for duplicate reactors with primary sand soil demonstrates the heterogeneity in composition of the primary sand lithologic unit. As described in the 2026 HRSC boring logs, this unit has variable amounts of fine-grained particle sizes, containing additional potential sorption/ion-exchange sites, and is consistent with the variability in HPT results (see Attachments 1 and 4 to the 2026 Progress Report). Figure 5-3A also shows that a positive correlation exists between sorbed- and aqueous-phase lithium for reddish clay soil at the initial lithium concentration (0.12 mg/L; Tables 6-3 and 6-8) and soil-to-groundwater ratios tested (0.001 to 1). The sorption capacity of the primary sands soil was exceeded in reactors containing 0.001 to 0.1 soil-to-groundwater ratios, so sorbed-phase lithium could not be quantified.

Figure 5-3B shows the lithium sorption results for reactors containing clay and sand soil collected from HPT/SB-13 for the two soil-to-groundwater ratios tested. Sorption was not measured in reactors containing 0.01 gram per L soil-to-groundwater ratios for either lithology, indicating that the sorption capacity of the soil was exceeded at that ratio. However, 65 and 34 percent removal of lithium was observed in reactors containing 1 gram per L soil-to-groundwater ratios for the clay and sand lithologies, respectively. As shown on Figure 5-3B, a positive correlation exists between sorbed- and aqueous-phase lithium for both soil types. Lithium sorption to clay soil is estimated to be nonlinear, while a linear isotherm is estimated for the sandy soil type. This suggests that uptake of lithium to soil from the reddish clay lithologic unit occurs relatively rapidly compared to the sandy soil type at the initial (i.e. baseline) concentration (0.12 mg/L; Tables 6-3 and 6-8) and soil-to-groundwater ratio tested (0.1 and 1).

As presented in Table 5-3, pH was measured at the beginning and end of the mixing period in all reactors. The initial and final pH levels in control reactors, which did not contain soil, for HPT/SB/VAP-04 and HPT/SB-13 sorption tests were measured at 7.05 to 7.04 and 7.58 to 6.55, respectively. Reactor pH levels generally decreased with increasing amount of soil and shifted towards mildly acidic from the start to the end of the mixing period in most cases. This pattern was especially pronounced in reactors containing reddish clay soil types likely due to the increased acidity and higher cation exchange capacities (CEC) associated with clay soil types and is consistent with CEC results presented in the main body of the 2026 Progress Report.

Leachability/Desorption Testing Results

The results of the low-TDS, high-TDS, and total extractable leachability tests are presented in Tables 6-6 and 6-9. Figure 5-4 shows a comparison of the resulting leached-lithium concentration for each test solution (i.e., low-TDS, high-TDS, and total extractable solutions) relative to the total (i.e., bulk) soil lithium content measured in the associated soil sample collected during the 2026 HRSC investigation and reported in the 2026 Progress Report. The mass of lithium leached per mass of soil (in mg/kg) presented in Table 5-6 and on Figure 5-4 was calculated from the measured dissolved lithium concentration (in mg/L) leached from soil samples multiplied by the solution-to-soil ratio (in mL/g). The leachability testing program successfully demonstrated that lithium naturally present in

soils beneath former AP-1 can be released from ion-exchange sites on soil surfaces when a high-TDS solution displaces a relatively lower TDS solution. This is supported by the following observations from Table 5-6 and Figure 5-4:

- Lithium concentrations in high-TDS solution reactors were consistently greater than samples reacted with low-TDS solutions. This pattern was observed for 10 of the 11 soil samples tested that yielded lithium concentrations greater than the MDL. These results indicate that cations from CCR leachate or leachate-impacted groundwater could displace geogenic lithium on soil surfaces, releasing it to groundwater.
- Soil sample MCI-SB08-21-22 collected from the reddish clay lithologic unit exhibited the greatest concentrations of extractable lithium, which increased proportionally to the TDS of the leach test solution, despite the 20 to 1 solution-to-soil ratio. This soil sample also exhibited the greatest CEC and clay-mineral abundance, as discussed in the 2026 Progress Report. This is a strong line of evidence supporting the source of groundwater lithium as the fraction of lithium held as an ion-exchange complex on clay minerals beneath former AP-1.

Additional observations from the leachability testing results presented in Table 5-6 and Figure 5-4 include:

- Reactors containing a 5 to 1 solution-to-soil ratio (equivalent to a 0.2 to 1 soil-to-solution ratio) were more effective in yielding extractable lithium concentrations greater than the MDL than reactors containing the 20 to 1 solution-to-soil ratio (equivalent to a 0.05 to 1 soil-to-solution ratio), because the 20 to 1 solutions result in dilution of the released lithium.
- Total (i.e., bulk) soil lithium concentrations 1 to 2 orders of magnitude greater than total extractable soil lithium concentrations suggest there are additional, more tightly bound fractions of lithium associated with the soils, such as lithium incorporated within the crystal structure of clay minerals.

Summary

The results of bench-scale testing for in situ injection amendments demonstrated successful treatment of dissolved lithium concentrations to less than the GWPS (0.04 mg/L) and the MDL (0.0037 mg/L) for trials containing both doses of FluxSorb (4 and 8 percent by weight). Lithium concentrations decreased to less than the MDL after 1 day of mixing and remained less than the MDL by Day 14. The trials containing iZVI were also effective at decreasing lithium concentrations to less than the GWPS after 14 days of reaction. These results support the retention of FluxSorb and iZVI for further consideration for in situ treatment, as potential remedies for lithium in groundwater at the Site.

Additionally, sorption of lithium to the two primary lithologic units (reddish clay and primary sands) beneath AP-1 was measured with overall more sorption occurring in reactors containing clay soil types, as expected. Leachability testing results demonstrated that cations from CCR leachate and/or CCR-impacted groundwater can displace naturally-occurring geogenic lithium from soil surfaces, mobilizing it into groundwater. Overall, the sorption and leachability testing programs enhance the understanding of lithium fate and transport, including the potential release mechanism, beneath the Site.

Enclosures

Tables

- 5-1 – Bench-Scale Tests Baseline Groundwater Results
- 5-2 – Experimental Design and Analyses Summary for Reagent Effectiveness Bench-Scale Tests
- 5-3 – Lithium Sorption Study Details and Results
- 5-4 – Target Major Ion Composition of Leach Test Solutions (in text)
- 5-5 – Leachability Test Experimental Matrix (in text)
- 5-6 – Lithium Leachability Study Details and Results
- 5-7 – In Situ Lithium Removal Effectiveness Test Analytical Results
- 5-8 – Lithium Sorption Study – All Analytical Results
- 5-9 – Lithium Leachability Study – All Analytical Results

Figures

- 5-1 – Soil and Groundwater Collection Locations for Bench-Scale Tests
- 5-2 – Reagent Bench-Scale Results for Lithium
- 5-3A – Lithium Sorption Test Results for Soil from HPT/SB/VAP-04
- 5-3B – Lithium Sorption Test Results for Soil from HPT/SB-13
- 5-4 – Lithium Leachability Test Results

Attachment

- 5-1 – Laboratory Analytical Reports

References

Anghel, I., H.J. Turin, and P.W. Reimus. 2002. Lithium Sorption to Yucca Mountain Tuffs. *Applied Geochemistry. v. 17, 819-824.* June.

Arcadis. 2024. Draft Remedy Selection Report. Plant Yates AP-3, A, B, B', and R6 CCR Landfill, Newnan, Georgia. September.

Elbana, T.A., and M.A. Osman. 2023. Lithium Sorption/Desorption in Some Alkaline Soils: Modeling of the Kinetics behavior. Water Air Soil Pollution 234:33. October.

EPRI. 2018. Chemical Constituents in Coal Combustion Products: Lithium. April.

Lindsey, B.D., K. Belitz, C.A. Cravotta III, P.L. Toccalino, and N.M. Dubrovsky. 2021. Lithium in Groundwater Used for Drinking-water Supply in the United States. *Science of the Total Environment, v. 767*. January 14.

Russak, A., O. Sivan, and Y. Yechieli. 2016. Trace elements (Li, B, Mn, Ba) as Sensitive Indicators for Salinization and Freshening Events in Coastal Aquifers. *Chemical Geology. 441, 35-36*. November 21.

Tessier, A., P.G.C. Campbell, and M. Bison. 1979. Sequential extraction procedure for the speciation of particulate trace metals. *Analytical Chemistry* 51(7): 844-851.

Tables

Table 5-1 Bench-Scale Tests Baseline Groundwater Results
Attachment 5 Bench-Scale Treatability Study Memo
Semiannual Remedy Selection and Design Progress Report
Plant McIntosh – Former Ash Pond 1
981 Old Augusta Road Central
Rincon, Georgia

	Description:	Homogenized MGWC-7 Groundwater			
	Sample ID:	Baseline Unfiltered		Baseline Filtered	
	Sample Date:[1]	1/29/2026			
	Units	Results	Q	Results	Q
Total Metals (USEPA 6010D)					
Aluminum	mg/L	1		<0.063	U
Antimony	mg/L	0.02	U	0.02	U
Arsenic	mg/L	0.05	U	0.05	U
Barium	mg/L	0.023		0.014	J
Beryllium	mg/L	0.01	U	0.01	U
Cadmium	mg/L	0.0015	J	0.005	U
Calcium	mg/L	50		42	
Chromium	mg/L	0.0045	J	0.01	U
Cobalt	mg/L	0.0083	J	0.0037	J
Iron	mg/L	1.2		0.1	U
Lead	mg/L	0.01	U	0.01	U
Magnesium	mg/L	4.4		3.8	
Manganese	mg/L	0.099		0.056	
Molybdenum	mg/L	0.05	U	0.05	U
Potassium	mg/L	4.1		3.8	
Selenium	mg/L	0.02	U	0.02	U
Sodium	mg/L	30	B	20	B
Thallium	mg/L	0.02	U	0.02	U
Lithium	mg/L	0.13		0.15	
Anions (USEPA 300.0)					
Chloride	mg/L	9.6		9.6	
Fluoride	mg/L	0.17	J	0.18	J
Sulfate	mg/L	180		180	
Alkalinity (USEPA 2320B-2011)					
Alkalinity	mg/L	29		30	
Water Quality Parameters (probe)					
pH	s.u.	7.11			
Specific Conductivity	µS/cm	444.2			
Oxidation-Reduction Potential	mV	220			

Note:
[1]Sample date represents the date the groundwater was homogenized and sampled at the Arcadis Treatability Laboratory and then shipped to Eurofins in Atlanta, Georgia.

Acronyms and Abbreviations:
µS/cm = microSiemen per centimeter
< = less than
ID = identification
mg/L = milligram per liter
mV = millivolt
Q = qualifier
s.u. = standard unit
USEPA = United States Environmental Protection Agency

Qualifiers:
B = Analyte was detected in the associated method blank.
J = Estimated value.
U = Analyte not detected at or above the method detection limit. Value shown is the reporting limit.

Table 5-2 Experimental Design and Analyses Summary for Reagent Effectiveness Bench-Scale Tests
Attachment 5 Bench-Scale Treatability Study Memo
Semiannual Remedy Selection and Design Progress Report
Plant McIntosh – Former Ash Pond 1
981 Old Augusta Road Central
Rincon, Georgia

Condition	Test Description	Sample ID	Reagent Dose (grams)	Groundwater (liters)	Soil (grams)	Timescale (days)
Control – Site groundwater without soil, no reagents	Control, groundwater; 1 day	Reactor 1A	0	0.2	0	1
	Control, groundwater; 14 days	Reactor 1B				14
Control – Site groundwater with soil, no reagents	Control, groundwater + soil; 1 day	Reactor 2A	0	0.2	40	1
	Control, groundwater + soil; 14 days	Reactor 2B				14
CleanER iZVI[1]	CleanER iZVI; 1 day	Reactor 3A	2.5	0.2	40	1
	CleanER iZVI; 14 days	Reactor 3B				14
Sodium carbonate low[2]	0.5 g/L sodium carbonate; 1 day	Reactor 4A	0.27	0.2	40	1
	0.5 g/L sodium carbonate; 14 days	Reactor 4B				14
Sodium carbonate high[2]	2 g/L sodium carbonate; 1 day	Reactor 5A	1.08	0.2	40	1
	2 g/L sodium carbonate; 14 days	Reactor 5B				14
Arq FluxSorb RC X M0111 low[3]	4% FluxSorb; 1 day	Reactor 6A	8	0.2	40	1
	4% FluxSorb; 14 days	Reactor 6B				14
Arq FluxSorb RC X M0111 high[3]	8% FluxSorb; 1 day	Reactor 7A	16	0.2	40	1
	8% FluxSorb; 14 days	Reactor 7B				14

Notes:
1. At the conclusion of the mixing interval, filtered groundwater samples for dissolved metals (Appendix IV; aluminum, calcium, iron, potassium, manganese, magnesium, and sodium), anions (chloride, fluoride, and sulfate), ORP, specific conductivity, and pH were collected for analysis. Appendix IV constituents include antimony, arsenic, barium, beryllium, cadmium, chromium, cobalt, lead, lithium, molybdenum, selenium and thallium. Mercury and radium were not analyzed.

[1] Suspended in solution. Mass reflects required amount to reach desired ZVI addition.
[2] As decahydrate. Mass reflects required amount to reach desired sodium carbonate addition.
[3] As dry-weight basis. Mass reflects required amount to reach desired AC addition.

Acronyms and Abbreviations:
% = percent
g/L = gram per liter
ZVI = zero-valent iron

Table 5-3 Lithium Sorption Study Details and Results
Attachment 5 Bench-Scale Treatability Study Memo
Semiannual Remedy Selection and Design Progress Report
Plant McIntosh – Former Ash Pond 1
981 Old Augusta Road Central
Rincon, Georgia

ARCADIS

Initial Conditions									Lithium Results				
Location ID (Lithologic Unit)	Reactor ID	Reactor Description	Mass Solids (g)	Volume Groundwater (mL)	Soil to Groundwater Ratio (g/mL)	pH	Lithium, Dissolved Concentration Control (mg/L)	Mass Lithium Added per Mass Aquifer Solids (mg/kg)	Lithium Concentration Aqueous (mg/L)	pH	Percent Removed (%)	Mass Lithium Sorbed per Mass Aquifer Material (mg/kg)[1]	Sorption Coefficient, K_d (L/kg)[2]
N/A	Control	Control for HPT/SB/VAP-04 sorption trials. Reactor contains MGWC-7 groundwater to control for potential sorption to the reactor and/or potential precipitation of solids from solution in the absence of soil.	0	500	0	7.05	0.12	N/A	0.12	7.04	N/A	N/A	N/A
HPT/SB/VAP-04 (reddish clay)	Reactor 2: groundwater + 0.5 g	Reactor contains 0.5 g of reddish clay solids and 500 mL of MGWC-7 groundwater.	0.5	500	0.001	7.13	0.12	120	0.12	6.81	0	0.086	N/A
	Reactor 4: groundwater + 5 g	Reactor contains 5 g of reddish clay solids and 500 mL of MGWC-7 groundwater.	5.0	500	0.01	7.00	0.12	12	0.11	4.87	8	1.1	9.9
	Reactor 6: groundwater + 50 g	Reactor contains 50 g of reddish clay solids and 500 mL of MGWC-7 groundwater.	50	475	0.1	6.61	0.12	1.1	0.10	4.22	17	0.28	2.8
	Reactor 8: groundwater + 50 g	Duplicate of Reactor 6. Reactor contains 50 g of reddish clay solids and 500 mL of MGWC-7 groundwater.	50	475	0.1	6.64	0.12	1.1	0.099	4.23	18	0.29	2.9
	Reactor 10: groundwater + 200 g	Reactor contains 200 g of reddish clay solids and 200 mL of MGWC-7 groundwater.	200	200	1	4.49	0.12	0.1	0.056	4.20	53	0.15	2.7
HPT/SB/VAP-04 (primary sands)	Reactor 1: groundwater + 0.5 g	Reactor contains 0.5 g of primary sand solids and 500 mL of MGWC-7 groundwater.	0.5	500	0.001	7.07	0.12	N/A	0.12	4.08	0	0.017	N/A
	Reactor 3: groundwater + 5 g	Reactor contains 5 g of primary sand solids and 500 mL of MGWC-7 groundwater.	5.0	500	0.01	7.10	0.12	12	0.12	7.05	0	0.017	0
	Reactor 5: groundwater + 50 g	Reactor contains 50 g of primary sand solids and 500 mL of MGWC-7 groundwater.	50.0	475	0.1	7.12	0.12	1.1	0.13	6.54	0	0.017	0
	Reactor 7: groundwater + 50 g	Duplicate of Reactor 6. Reactor contains 50 g of primary sand solids and 500 mL of MGWC-7 groundwater.	50	475	0.1	7.00	0.12	1.1	0.10	6.52	17	0.21	2.1
	Reactor 9: groundwater + 200 g	Reactor contains 200 g of primary sand solids and 200 mL of MGWC-7 groundwater.	200	200	1	6.50	0.12	0.1	0.055	6.31	54	0.082	1.5
N/A	Control	Control for HPT/SB-13 sorption trials. Reactor contains MGWC-7 groundwater to control for potential sorption to the reactor and/or potential precipitation of solids from solution in the absence of soil.	0.00	500	0	7.58	0.12	N/A	0.14	6.55	N/A	N/A	N/A
HPT/SB-13 (reddish clay)	Reactor 11: groundwater + 5 g	Reactor contains 5 g of reddish clay solids and 500 mL of MGWC-7 groundwater.	5.0	500	0.01	7.39	0.12	12	0.12	5.09	0	0.033	0
	Reactor 13: groundwater + 200 g	Reactor contains 200 g of reddish clay solids and 200 mL of MGWC-7 groundwater.	200	200	1	4.70	0.12	0.1	0.019 J	4.45	65	0.13	7.1
HPT/SB-13 (primary sands)	Reactor 12: groundwater + 5 g	Reactor contains 5 g of sand solids and 500 mL of MGWC-7 groundwater.	5.0	500	0.01	7.32	0.12	12	0.14	5.91	0	0.028	0
	Reactor 14: groundwater + 200 g	Reactor contains 200 g of sand solids and 200 mL of MGWC-7 groundwater.	200	200	1	5.00	0.12	0.1	0.079	4.27	34	0.069	0.87

Notes:

1. Samples were transported to the laboratory and analyzed under atmospheric conditions.

[1] The mass of lithium adsorbed per mass of aquifer material was calculated as the difference between initial and equilibrium aqueous lithium concentrations (in mg/L) multiplied by the soil to groundwater ratio (in g/mL) in the associated reactor plus the total extractable lithium in mg/kg for the associated soil sample determined during leachability testing.

[2] The sorption coefficient was calculated by dividing the mass of lithium sorbed per mass of aquifer material (in mg/kg) by the equilibrium aqueous lithium concentration (in mg/L).

Acronyms and Abbreviations:

% = percent
g = gram
g/mL = gram per milliliter
HPT = hydraulic profile tool
L/kg = liter per kilogram
mg/L = milligram per liter
mg/kg = milligram per kilogram
mL = milliliter
N/A = not applicable
SB = soil boring
VAP = vertical aquifer profile

Qualifier:

J = Analyte was detected above the method detection limit and below the reporting limit. Result reflects an estimated concentration.

Table 5-6 Lithium Leachability Study Details and Results
Attachment 5 Bench-Scale Treatability Study Memo
Semiannual Remedy Selection and Design Progress Report
Plant McIntosh – Former Ash Pond 1
981 Old Augusta Road Central
Rincon, Georgia

ARCADIS

Initial Test Conditions									Results				
Location (Lithology)	Soil Sample ID	Reactor ID	Test Solution	Reaction Time (days)	Volume Solution (mL)	Mass Solids (grams)	Solution to Solid Ratio (mL/g)	Initial pH	pH	Dissolved Lithium Concentration Leached from Soil (mg/L)	Q	Lithium Mass Leached per Kilogram Soil (mg/kg)[1]	Percent of Total Extractable Lithium Leached by Low and High TDS Solutions (%)[2]
HPT/SB/VAP-01 (reddish clay)	MCI-SB01-12-14	1	Low TDS	1	500	25	20	6.16	5.25	0.02	U	--	--
	MCI-SB01-12-14	3	High TDS	1	500	25	20	4.71	4.32	0.02	U	--	--
	MCI-SB01-12-14	5	Total extractable	1	500	25	20	4.32	4.05	0.02	U	--	--
HPT/SB/VAP-01 (primary sands)	MCI-SB01-18-20	2	Low TDS	1	500	25	20	5.9	5.29	0.02	U	--	--
	MCI-SB01-18-20	4	High TDS	1	500	25	20	4.75	4.57	0.02	U	--	--
	MCI-SB01-18-20	6	Total extractable	1	500	25	20	4.51	4.38	0.02	U	--	--
HPT/SB/VAP-04 (reddish clay)	MCI-SB04-12-13	7	Low TDS	1	500	25	20	4.73	4.76	0.02	U	--	--
	MCI-SB04-12-13	9	Low TDS	14	500	25	20	4.66	5.5	0.02	U	--	--
	MCI-SB04-12-13	11	High TDS	1	500	25	20	4.18	4.25	0.02	U	--	--
	MCI-SB04-12-13	13	High TDS	14	500	25	20	4.36	4.16	0.0041	J	0.08	95%
	MCI-SB04-12-13	15	Total extractable	1	500	25	20	3.98	3.88	0.0043	J	0.09	100%
	MCI-SB04-12-13	51	Total extractable	1	450	100	5	4.06	3.56	0.015	J	--	--
HPT/SB/VAP-04 (primary sands)	MCI-SB04-21-22	8	Low TDS	1	500	25	20	5.37	5.98	0.02	U	--	--
	MCI-SB04-21-22	10	Low TDS	14	500	25	20	5.44	6.41	0.02	U	--	--
	MCI-SB04-21-22	12	High TDS	1	500	25	20	5.37	5.23	0.02	U	--	--
	MCI-SB04-21-22	14	High TDS	14	500	25	20	5.41	5.59	0.02	U	--	--
	MCI-SB04-21-22	16	Total extractable	1	500	25	20	5.45	5.39	0.02	U	--	--
	MCI-SB04-21-22	52	Total extractable	1	450	100	5	5.84	5.60	0.02	U	--	--
HPT/SB/VAP-08 (reddish clay)	MCI-SB08-21-22	17	Low TDS	1	500	25	20	5.99	6.08	0.0055	J	0.1	34%
	MCI-SB08-21-22	19	Low TDS	14	500	25	20	5.91	6.53	0.009	J	0.2	56%
	MCI-SB08-21-22	21	High TDS	1	500	25	20	5.17	5.94	0.012	J	0.2	75%
	MCI-SB08-21-22	23	High TDS	14	500	25	20	5.21	5.82	0.018	J	0.4	113%
	MCI-SB08-21-22	25	Total extractable	1	500	25	20	5.5	5.77	0.016	J	0.3	100%
HPT/SB/VAP-08 (primary sands)	MCI-SB08-36-37	18	Low TDS	1	500	25	20	6.42	5.85	0.02	U	--	--
	MCI-SB08-36-37	20	Low TDS	14	500	25	20	6.17	6.12	0.0047	J	0.09	84%
	MCI-SB08-36-37	22	High TDS	1	500	25	20	5.31	5.69	0.0054	J	0.1	96%
	MCI-SB08-36-37	24	High TDS	14	500	25	20	5.28	5.55	0.0078	J	0.2	139%
	MCI-SB08-36-37	26	Total extractable	1	500	25	20	5.17	5.69	0.0056	J	0.1	100%
HPT/SB/VAP-05 (reddish clay)	MCI-SB05-14-15	27	Low TDS	1	450	100	5	6.28	4.86	0.02	U	--	--
	MCI-SB05-14-15	29	High TDS	1	450	100	5	4.86	4.56	0.0042	J	0.02	71%
	MCI-SB05-14-15	31	Total extractable	1	450	100	5	4.41	3.78	0.0059	J	0.03	100%
HPT/SB/VAP-05 (primary sands)	MCI-SB05-25-26	28	Low TDS	1	450	100	5	6.08	5.75	0.005	J	0.02	75%
	MCI-SB05-25-26	30	High TDS	1	450	100	5	4.80	5.32	0.0042	J	0.02	63%
	MCI-SB05-25-26	32	Total extractable	1	450	100	5	4.89	4.84	0.0067	J	0.03	100%

Table 5-6 Lithium Leachability Study Details and Results
Attachment 5 Bench-Scale Treatability Study Memo
Semiannual Remedy Selection and Design Progress Report
Plant McIntosh – Former Ash Pond 1
981 Old Augusta Road Central
Rincon, Georgia

Initial Test Conditions									Results				
Location (Lithology)	Soil Sample ID	Reactor ID	Test Solution	Reaction Time (days)	Volume Solution (mL)	Mass Solids (grams)	Solution to Solid Ratio (mL/g)	Initial pH	pH	Dissolved Lithium Concentration Leached from Soil (mg/L)	Q	Lithium Mass Leached per Kilogram Soil (mg/kg)[1]	Percent of Total Extractable Lithium Leached by Low and High TDS Solutions (%)[2]
HPT/SB/VAP-06 (reddish clay)	MCI-SB06-12-13	33	Low TDS	1	450	100	5	5.90	6.68	0.02	U	--	--
	MCI-SB06-12-13	35	High TDS	1	450	100	5	4.74	4.22	0.0039	J	0.02	55%
	MCI-SB06-12-13	37	Total extractable	1	450	100	5	3.99	3.56	0.0071	J	0.03	100%
HPT/SB/VAP-06 (primary sands)	MCI-SB06-20-21	34	Low TDS	1	450	100	5	5.77	6.14	0.02	U	--	--
	MCI-SB06-20-21	36	High TDS	1	450	100	5	4.84	4.73	0.0045	J	0.02	65%
	MCI-SB06-20-21	38	Total extractable	1	450	100	5	4.45	4.47	0.0069	J	0.03	100%
HPT/SB/VAP-11 (reddish clay)	MCI-SB11-14-15	39	Low TDS	1	450	100	5	5.00	4.51	0.02	U	--	--
	MCI-SB11-14-15	41	High TDS	1	450	100	5	4.58	4.03	0.0055	J	0.02	74%
	MCI-SB11-14-15	43	Total extractable	1	450	100	5	3.93	3.47	0.0074	J	0.03	100%
HPT/SB/VAP-11 (primary sands)	MCI-SB11-34-35	40	Low TDS	1	450	100	5	6.19	5.96	0.02	U	--	--
	MCI-SB11-34-35	42	High TDS	1	450	100	5	5.07	5.83	0.0048	J	0.02	84%
	MCI-SB11-34-35	44	Total extractable	1	450	100	5	5.04	5.67	0.0057	J	0.03	100%
HPT/SB/VAP-12 (reddish clay)	MCI-SB12-16-17	45	Low TDS	1	450	100	5	5.23	4.58	0.02	U	--	--
	MCI-SB12-16-17	47	High TDS	1	450	100	5	4.55	3.99	0.0043	J	0.02	49%
	MCI-SB12-16-17	49	Total extractable	1	450	100	5	4.13	3.55	0.0087	J	0.04	100%
HPT/SB/VAP-12 (primary sands)	MCI-SB12-19-20	46	Low TDS	1	450	100	5	5.09	4.43	0.02	U	--	--
	MCI-SB12-19-20	48	High TDS	1	450	100	5	4.52	4.07	0.0069	J	0.03	157%
	MCI-SB12-19-20	50	Total extractable	1	450	100	5	4.30	3.72	0.0044	J	0.02	100%

Notes:

[1] The mass of lithium leached per kilogram of soil (mg/kg) was calculated from the measured dissolved lithium concentration (in mg/L) leached from soil samples multiplied by the solution-to-soil ratio (in mL/g).

[2] The percent of total extractable lithium leached for reactors containing the low and high TDS solutions was calculated with respect to the total extractable lithium results from reactors with 1-day reaction times.

Acronyms and Abbreviations:

-- = not applicable
% = percent
mg/L = milligram per liter
mL = milliliter
mL/g = milliliter per gram
Q = qualifier
TDS = total dissolved solids

Qualifiers:

J = Analyte was detected above the method detection limit and below the reporting limit. Result reflects an estimated concentration.
U = Analyte was not detected at or above the method detection limit. Value shown is the reporting limit.

Table 5-7 In Situ Lithium Removal Effectiveness Test Analytical Results
Attachment 5 Bench-Scale Treatability Study Memo
Semiannual Remedy Selection and Design Progress Report
Plant McIntosh – Former Ash Pond 1
981 Old Augusta Road Central
Rincon, Georgia

ARCADIS

		Sample ID	Reagent Test 1A		Reagent Test 1B		Reagent Test 2A		Reagent Test 2B		Reagent Test 3A		Reagent Test 3B		Reagent Test 4A		Reagent Test 4B	
		Reactor Description	Control, Groundwater				Control, Groundwater + Solids				1.25% CleanER iZVI				0.5 g/L Sodium Carbonate			
		Timescale[1]	Day 1		Day 14		Day 1		Day 14		Day 1		Day 14		Day 1		Day 14	
Method/Analyte	**GWPS[2]**	**Result Units**	**Result**	**Q**	**Result**	**Q**	**Result**	**Q**	**Result**	**Q**	**Result**	**Q**	**Result**	**Q**	**Result**	**Q**	**Result**	**Q**
Dissolved Metals (USEPA Method 6010D)																		
Aluminum, Dissolved	--	mg/L	0.2	U	0.2	U	0.2	U	0.2	U	0.2	U	0.2	U	0.72		0.28	
Antimony, Dissolved	0.006	mg/L	0.020	U	0.02	U	0.020	U	0.02	U	0.020	U	0.02	U	0.020	U	0.02	U
Arsenic, Dissolved	0.014	mg/L	0.05	U	0.05	U	0.05	U	0.05	U	0.05	U	0.05	U	0.05	U	0.05	U
Barium, Dissolved	2	mg/L	0.016	J	0.014	J	0.03		0.028		0.018	J	0.018	J	0.0053	J	0.02	U
Beryllium, Dissolved	0.004	mg/L	0.010	U	0.01	U	0.010	U	0.01	U	0.010	U	0.01	U	0.010	U	0.01	U
Cadmium, Dissolved	0.005	mg/L	0.0050	U	0.005	U	0.0050	U	0.005	U	0.0050	U	0.005	U	0.0050	U	0.005	U
Calcium, Dissolved	--	mg/L	49		41		44		36		52		22		13		4.3	
Chromium, Dissolved	0.1	mg/L	0.010	U	0.01	U	0.010	U	0.01	U	0.010	U	0.01	U	0.010	U	0.01	U
Cobalt, Dissolved	0.006	mg/L	0.020	U	0.02	U	0.020	U	0.0016	J	0.020	U	0.02	U	0.020	U	0.02	U
Iron, Dissolved	--	mg/L	0.10	U	0.067	J	0.10	U	0.1	U	3.60		0.043	J	0.10	U	0.1	U
Lead, Dissolved	0.015	mg/L	0.010	U	0.01	U	0.010	U	0.01	U	0.010	U	0.01	U	0.010	U	0.01	U
Lithium, Dissolved	0.04	mg/L	0.12		0.14		0.11		0.12		0.088		0.017	J	0.10		0.06	
Magnesium, Dissolved	--	mg/L	4.0		3.8		3.9		3.7		4.6		0.9		0.86		0.37	
Manganese, Dissolved	--	mg/L	0.046		0.0077	J	0.12		0.12		4		0.013	J	0.0017	J	0.015	U
Molybdenum, Dissolved	0.1	mg/L	0.050	U	0.05	U	0.050	U	0.05	U	0.050	U	0.05	U	0.050	U	0.05	U
Potassium, Dissolved	--	mg/L	4.7		5.9		5.2		5.4		4.3		2.5		4.1		3.2	
Selenium, Dissolved	0.05	mg/L	0.020	U	0.02	U	0.020	U	0.02	U	0.020	U	0.013	J	0.020	U	0.02	U
Sodium, Dissolved	--	mg/L	31	B	27		31	B	27		32	B	27		150	B	140	
Thallium, Dissolved	0.002	mg/L	0.020	U	0.02	U	0.020	U	0.02	U	0.020	U	0.02	U	0.020	U	0.02	U
Anions (USEPA Method 300.0)																		
Chloride	--	mg/L	10		12		10		11		12		14		10		11	
Fluoride	--	mg/L	0.26		0.28	J	0.31		0.34		1.0		0.83		1.4		1.9	
Sulfate	--	mg/L	170		180		170		180		190		130		170		200	
Water Quality Parameters (probe)[3]																		
pH		s.u.	7.25		6.75		9.96		6.44		7.94		9.52		9.7		9.07	
Specific Conductivity		µS/cm	428		492		419		468		473.0		374		784		880	
ORP		mV	200		174		206		150		-632		-501		-40		-32	

Table 5-7 In Situ Lithium Removal Effectiveness Test Analytical Results
Attachment 5 Bench-Scale Treatability Study Memo
Semiannual Remedy Selection and Design Progress Report
Plant McIntosh – Former Ash Pond 1
981 Old Augusta Road Central
Rincon, Georgia

ARCADIS

		Sample ID	Reagent Test 5A		Reagent Test 5B		Reagent Test 6A		Reagent Test 6B		Reagent Test 7A		Reagent Test 7B	
		Reactor Description	2 g/L Sodium Carbonate				4% FluxSorb				8% FluxSorb			
		Timescale[1]	Day 1		Day 14		Day 1		Day 14		Day 1		Day 14	
Method/Analyte	**GWPS[2]**	**Result Units**	**Result**	**Q**	**Result**	**Q**	**Result**	**Q**	**Result**	**Q**	**Result**	**Q**	**Result**	**Q**
Dissolved Metals (USEPA Method 6010D)														
Aluminum, Dissolved	--	mg/L	4.4		5.8		0.52		0.22		1.0		0.097	J
Antimony, Dissolved	0.006	mg/L	0.020	U	0.02	U	0.020	U	0.02	U	0.020	U	0.02	U
Arsenic, Dissolved	0.014	mg/L	0.05	U	0.05	U	0.050	U	0.05	U	0.050	U	0.05	U
Barium, Dissolved	2	mg/L	0.0035	J	0.02	U	0.0087	J	0.02	U	0.0052	J	0.0065	J
Beryllium, Dissolved	0.004	mg/L	0.010	U	0.01	U	0.010	U	0.01	U	0.010	U	0.01	U
Cadmium, Dissolved	0.005	mg/L	0.0050	U	0.005	U	0.0050	U	0.005	U	0.0050	U	0.005	U
Calcium, Dissolved	--	mg/L	3.2		0.87		6.4		1.3		2.5		4.2	
Chromium, Dissolved	0.1	mg/L	0.010	U	0.01	U	0.010	U	0.01	U	0.010	U	0.01	U
Cobalt, Dissolved	0.006	mg/L	0.020	U	0.02	U	0.020	U	0.02	U	0.020	U	0.02	U
Iron, Dissolved	--	mg/L	0.10	U	0.1	U	0.10	U	0.1	U	0.10	U	0.1	U
Lead, Dissolved	0.015	mg/L	0.010	U	0.01	U	0.010	U	0.01	U	0.010	U	0.01	U
Lithium, Dissolved	0.04	mg/L	0.094		0.047		0.02	U	0.02	U	0.02	U	0.02	U
Magnesium, Dissolved	--	mg/L	0.22		0.072	J	0.22		0.1	U	0.07	J	0.072	J
Manganese, Dissolved	--	mg/L	0.015	U	0.015	U	0.015	U	0.015	U	0.015	U	0.015	U
Molybdenum, Dissolved	0.1	mg/L	0.050	U	0.05	U	0.050	U	0.05	U	0.050	U	0.05	U
Potassium, Dissolved	--	mg/L	4.3		4		3.3		1.9		2.6		2.9	
Selenium, Dissolved	0.05	mg/L	0.020	U	0.02	U	0.020	U	0.02	U	0.020	U	0.02	U
Sodium, Dissolved	--	mg/L	410		490		28	B	20		26	B	23	
Thallium, Dissolved	0.002	mg/L	0.020	U	0.02	U	0.020	U	0.02	U	0.020	U	0.02	U
Anions (USEPA Method 300.0)														
Chloride	--	mg/L	10		11		8.2		7.1		8.2		8.1	
Fluoride	--	mg/L	2.3		3.3		0.18	J	0.3		0.11	J	0.25	
Sulfate	--	mg/L	170		190		66		42		51		60	
Water Quality Parameters (probe)[3]														
pH		s.u.	10.59		10.36		8.52		8.85		8.73		8.76	
Specific Conductivity		µS/cm	2540		1276		242		203		193		160	
ORP		mV	-40		-30		-15		-11		-36		-29	

Table 5-7 In Situ Lithium Removal Effectiveness Test Analytical Results
Attachment 5 Bench-Scale Treatability Study Memo
Semiannual Remedy Selection and Design Progress Report
Plant McIntosh – Former Ash Pond 1
981 Old Augusta Road Central
Rincon, Georgia

Notes:
[1] Day 1 and Day 14 samples were collected on February 25 and March 10, 2026, respectively.
[2] State-derived former Ash Plant 1 GWPS, August 2024.
[3] Water quality parameters were collected with a probe at Arcadis' Treatability Laboratory. All other analyses were performed by Eurofins Environment Testing, located in Atlanta, Georgia.

Acronyms and Abbreviations:
-- = not applicable
% = percent
µS/cm = microSiemen per centimeter
g/L = gram per liter
GWPS = groundwater protection standard
mg/L = milligram per liter
mV = millivolt
ORP = oxidation-reduction potential
Q = qualifier
s.u. = standard unit
USEPA = United States Environmental Protection Agency

Qualifiers:
B = Analyte was detected in the associated method blank.
J = Analyte was detected above the method detection limit and below the reporting limit. Result reflects an estimated concentration.
U = Analyte was not detected at or above the method detection limit. Value shown is the reporting limit.

Table 5-8 Lithium Sorption Study - All Analytical Results
Attachment 5 Bench-Scale Treatability Study Memo
Semiannual Remedy Selection and Design Progress Report
Plant McIntosh – Former Ash Pond 1
981 Old Augusta Road Central
Rincon, Georgia

ARCADIS

Location ID (Lithology)		N/A		HPT/SB/VAP-04 (reddish clay)										HPT/SB/VAP-04 (primary sand)									
Reactor Description		Control: Groundwater Only		Groundwater + 0.5g Solids		Groundwater + 5g Solids		Groundwater + 50g Solids		Groundwater + 50g Solids		Groundwater + 200g Solids		Groundwater + 0.5g Solids		Groundwater + 5g Solids		Groundwater + 50g Solids		Groundwater + 50g Solids		Groundwater + 200g Solids	
Reactor ID		Control		Reactor 2		Reactor 4		Reactor 6		Reactor 8		Reactor 10		Reactor 1		Reactor 3		Reactor 5		Reactor 7		Reactor 9	
Sample Date	Result Units	3/3/2026		3/3/2026		3/3/2026		3/3/2026		3/3/2026		3/3/2026		3/3/2026		3/3/2026		3/3/2026		3/3/2026		3/3/2026	
Method/Analyte		Result	Q	Result	Q	Result	Q	Result	Q	Result	Q	Result	Q	Result	Q	Result	Q	Result	Q	Result	Q	Result	Q
Dissolved Metals (USEPA Method 6010D)																							
Aluminum, Dissolved	mg/L	0.2	U	0.2	U	0.37		2.2		2.3		2.4		0.2	U	0.2	U	0.2	U	0.2	U	0.2	U
Antimony, Dissolved	mg/L	0.02	U	0.02	U	0.02	U	0.02	U	0.02	U	0.02	U	0.02	U	0.02	U	0.02	U	0.02	U	0.02	U
Arsenic, Dissolved	mg/L	0.05	U	0.05	U	0.05	U	0.05	U	0.05	U	0.05	U	0.05	U	0.05	U	0.05	U	0.05	U	0.05	U
Barium, Dissolved	mg/L	0.015	J	0.019	J	0.043		0.16		0.14		0.18		0.014	J	0.013	J	0.0093	J	0.011	J	0.01	J
Beryllium, Dissolved	mg/L	0.01	U	0.01	U	0.01	U	0.01	U	0.01	U	0.0015	J	0.01	U	0.01	U	0.01	U	0.01	U	0.01	U
Cadmium, Dissolved	mg/L	0.00096	J	0.00085	J	0.005	U	0.00081	J	0.00089	J	0.005	U	0.005	U	0.005	U	0.005	U	0.005	U	0.005	U
Calcium, Dissolved	mg/L	45		42		33		23		22		13		43		42		42		40		34	
Chromium, Dissolved	mg/L	0.01	U	0.01	U	0.01	U	0.01	U	0.01	U	0.01	U	0.01	U	0.01	U	0.01	U	0.01	U	0.0038	J
Cobalt, Dissolved	mg/L	0.02	U	0.02	U	0.0055	J	0.015	J	0.015	J	0.018	J	0.02	U	0.02	U	1	U	0.02	U	0.0017	J
Iron, Dissolved	mg/L	0.1	U	0.1	U	0.1	U	0.045	J	0.035	J	0.1	U	0.1	U	0.1	U	0.1	U	0.1	U	0.1	U
Lead, Dissolved	mg/L	0.01	U	0.01	U	0.01	U	0.01	U	0.01	U	0.01	U	0.01	U	0.01	U	0.01	U	0.01	U	0.01	U
Lithium, Dissolved	mg/L	0.12		0.12		0.11		0.10		0.099		0.056		0.12		0.12		0.13		0.10		0.055	
Magnesium, Dissolved	mg/L	4		4		4		6.9		6.9		8.1		3.9		3.7		3.4		3.3		2.3	
Manganese, Dissolved	mg/L	0.0048	J	0.022		0.065		0.11		0.11		0.12		0.015	U	0.0029	J	0.015	U	0.015	U	0.015	U
Molybdenum, Dissolved	mg/L	0.05	U	0.05	U	0.05	U	0.05	U	0.05	U	0.05	U	0.05	U	0.05	U	0.05	U	0.05	U	0.05	U
Selenium, Dissolved	mg/L	0.02	U	0.02	U	0.02	U	0.02	U	0.02	U	0.02	U	0.02	U	0.02	U	0.02	U	0.02	U	0.02	U
Sodium, Dissolved	mg/L	22	B	22	B	21	B	21	B	21	B	18	B	21	B	21	B	27		20	B	16	B
Thallium, Dissolved	mg/L	0.02	U	0.02	U	0.02	U	0.02	U	0.02	U	0.02	U	0.02	U	0.02	U	0.02	U	0.02	U	0.02	U
Potassium, Dissolved	mg/L	4.4		4.1		3.8		4		3.8		4.7		3.9		3.9		4.2		3.7		3.2	

Acronyms and Abbreviations:
g = gram
HPT = hydraulic profile tool
mg/L = milligram per liter
N/A = not applicable
Q = qualifier
SB = soil boring
USEPA = United States Environmental Protection Agency
VAP = vertical aquifer profile

Qualifiers:
B = Analyte was detected in the associated method blank.
J = Analyte was detected above the method detection limit and below the reporting limit. Result reflects an estimated concentration.
U = Analyte was not detected at or above the method detection limit. Value shown is the reporting limit.

Table 5-8 Lithium Sorption Study - All Analytical Results
Attachment 5 Bench-Scale Treatability Study Memo
Semiannual Remedy Selection and Design Progress Report
Plant McIntosh – Former Ash Pond 1
981 Old Augusta Road Central
Rincon, Georgia

Location ID (Lithology)		N/A		HPT/SB-13 (reddish clay)				HPT/SB-13 (sand)			
Reactor Description		Control: Groundwater only		Groundwater + 5g Solids		Groundwater + 200g Solids		Groundwater + 5g Solids		Groundwater + 200g Solids	
Reactor ID		Control B		Reactor 11		Reactor 13		Reactor 12		Reactor 14	
Sample Date	Result Units	3/11/2026		3/11/2026		3/11/2026		3/11/2026		3/11/2026	
Method/Analyte		Result	Q	Result	Q	Result	Q	Result	Q	Result	Q
Dissolved Metals (USEPA Method 6010D)											
Aluminum, Dissolved	mg/L	0.2	U	0.35		0.1	J	0.2	U	0.84	
Antimony, Dissolved	mg/L	0.02	U	0.02	U	0.02	U	0.02	U	0.02	U
Arsenic, Dissolved	mg/L	0.05	U	0.05	U	0.05	U	0.05	U	0.05	U
Barium, Dissolved	mg/L	0.017	J	0.11		0.079		0.043		0.2	
Beryllium, Dissolved	mg/L	0.01	U	0.01	U	0.01	U	0.01	U	0.01	U
Cadmium, Dissolved	mg/L	0.005	U	0.005	U	0.005	U	0.005	U	0.005	U
Calcium, Dissolved	mg/L	53	B	41	B	0.97	B	49	B	12	B
Chromium, Dissolved	mg/L	0.01	U	0.01	U	0.01	U	0.01	U	0.01	U
Cobalt, Dissolved	mg/L	0.02	U	0.0034	J	0.0028	J	0.02	U	0.019	J
Iron, Dissolved	mg/L	0.1	U	0.1	U	0.1	U	0.1	U	0.1	U
Lead, Dissolved	mg/L	0.01	U	0.01	U	0.01	U	0.01	U	0.01	U
Lithium, Dissolved	mg/L	0.14		0.12		0.019	J	0.14		0.079	
Magnesium, Dissolved	mg/L	4.6		4.8		1.4		5		9.8	
Manganese, Dissolved	mg/L	0.007	J	0.039		0.0039	J	0.034		0.067	
Molybdenum, Dissolved	mg/L	0.05	U	0.05	U	0.05	U	0.05	U	0.05	U
Selenium, Dissolved	mg/L	5.2		4.6		1.8		4.7		6	
Sodium, Dissolved	mg/L	0.02	U	0.02	U	0.02	U	0.02	U	0.02	U
Thallium, Dissolved	mg/L	35	B	35	B	14	B	35	B	29	B
Potassium, Dissolved	mg/L	0.02	U	0.02	U	0.02	U	0.02	U	0.02	U

Acronyms and Abbreviations:
g = gram
HPT = hydraulic profile tool
mg/L = milligram per liter
N/A = not applicable
Q = qualifier
SB = soil boring
USEPA = United States Environmental Protection Agency
VAP = vertical aquifer profile

Qualifiers:
B = Analyte was detected in the associated method blank.
J = Analyte was detected above the method detection limit and below the reporting limit. Result reflects an estimated concentration.
U = Analyte was not detected at or above the method detection limit. Value shown is the reporting limit.

Table 5-9 Lithium Leachability Study – All Analytical Results
Attachment 5 Bench-Scale Treatability Study Memo
Semiannual Remedy Selection and Design Progress Report
Plant McIntosh – Former Ash Pond 1
981 Old Augusta Road Central
Rincon, Georgia

ARCADIS

	Sample ID (lithology)	Round 1 Baseline (N/A)[1]				Round 2 Baseline (N/A)[2]				MCI-SB01-12-14 (reddish clay)						MCI-SB01-18-20 (primary sands)					
	Test Solution	Low TDS		High TDS		Low TDS		High TDS		Low TDS		High TDS		Total Extractable		Low TDS		High TDS		Total Extractable	
	Liquid: Soil Ratio	--				--				20:1						20:1					
	Day 1/Day14	--				--				Day 1		Day 1		Day 1		Day 1		Day 1		Day 1	
	Reactor ID	--				--				Reactor 1		Reactor 3		Reactor 5		Reactor 2		Reactor 4		Reactor 6	
	Sample Collection Day	3/18/2026		3/18/2026		4/7/2026		4/7/2026		3/18/2026		3/18/2026		3/18/2026		3/18/2026		3/18/2026		3/18/2026	
Analyte	**Result Units**	**Result**	**Q**	**Result**	**Q**	**Result**	**Q**	**Result**	**Q**	**Result**	**Q**	**Result**	**Q**	**Result**	**Q**	**Result**	**Q**	**Result**	**Q**	**Result**	**Q**
Dissolved Metals (USEPA Method 6010D)																					
Antimony, Dissolved	mg/L	0.02	U	0.0083	J	0.02	U	0.02	U	0.02	U	0.02	U	0.02	U	0.02	U	0.02	U	0.02	U
Arsenic, Dissolved	mg/L	0.05	U	0.05	U	0.05	U	0.05	U	0.05	U	0.05	U	0.05	U	0.05	U	0.05	U	0.05	U
Barium, Dissolved	mg/L	0.02	U	0.02	U	0.02	U	0.02	U	0.031		0.33		0.4		0.02		0.16		0.18	
Beryllium, Dissolved	mg/L	0.01	U	0.01	U	0.01	U	0.01	U	0.01	U	0.01	U	0.01	U	0.01	U	0.01	U	0.0014	J
Cadmium, Dissolved	mg/L	0.005	U	0.005	U	0.005	U	0.005	U	0.005	U	0.005	U	0.005	U	0.005	U	0.005	U	0.005	U
Calcium, Dissolved	mg/L	1.9		91		2.4		110		0.81		79		5		1.9		92		11	
Chromium, Dissolved	mg/L	0.01	U	0.01	U	0.01	U	0.01	U	0.01	U	0.01	U	0.01	U	0.01	U	0.01	U	0.01	U
Cobalt, Dissolved	mg/L	0.02	U	0.02	U	0.02	U	0.02	U	0.02	U	0.0061	J	0.0079	J	0.002	J	0.013	J	0.013	J
Iron, Dissolved	mg/L	0.1	U	0.1	U	0.1	U	0.1	U	0.1	U	0.1	U	0.1	U	0.1	U	0.1	U	0.1	U
Lead, Dissolved	mg/L	0.01	U	0.01	U	0.01	U	0.01	U	0.01	U	0.01	U	0.01		0.01	U	0.01	U	0.01	U
Lithium, Dissolved	mg/L	0.02	U	0.02	U	0.02	U	0.02	U	0.02	U	0.02	U	0.02	U	0.02	U	0.02	U	0.02	U
Magnesium, Dissolved	mg/L	0.51		18		1.2		19		1		20		2300		0.83		19		2200	
Manganese, Dissolved	mg/L	0.015	U	0.015	U	0.015	U	0.0014	J	0.0018	J	3		0.017		0.011	J	0.07		0.07	
Molybdenum, Dissolved	mg/L	0.05	U	0.05	U	0.05	U	0.05	U	0.05	U	0.05	U	0.05	U	0.05	U	0.05	U	0.05	U
Selenium, Dissolved	mg/L	0.02	U	0.02	U	3.4		11		0.02	U	0.02	U	0.02	U	0.02	U	0.02	U	0.02	U
Sodium, Dissolved	mg/L	4.7	B	45	B	0.02	U	0.02	U	4.5	B	43	B	1.5	B	4.4	B	43	B	0.82	J B
Thallium, Dissolved	mg/L	0.02	U	0.02	U	4.7	B	47	B	0.02	U	0.02	U	0.015	J	0.02	U	0.02	U	0.02	U
Potassium, Dissolved	mg/L	1.2		11		0.02	U	0.02	U	1.8		10		2.2		1.3		10		0.84	
Anions (USEPA Method 300.0)																					
Chloride	mg/L	15		9.1		19		10		16		9.1		7700		15		10		7400	
Fluoride	mg/L	0.1	J	0.2	U	0.2	U	0.2	U	0.2	U	0.42		0.17	J	0.094	J	0.26		0.2	U
Sulfate	mg/L	1	U	430		1	U	480	B	1	U	410		7.1		1.9		400		1.3	

Table 5-9 Lithium Leachability Study – All Analytical Results
Attachment 5 Bench-Scale Treatability Study Memo
Semiannual Remedy Selection and Design Progress Report
Plant McIntosh – Former Ash Pond 1
981 Old Augusta Road Central
Rincon, Georgia

ARCADIS

	Sample ID (lithology)	MCI-SB04-12-13 (reddish clay)												MCI-SB04-21-22 (primary sands)											
	Test Solution	Low TDS				High TDS				Total Extractable				Low TDS				High TDS				Total Extractable			
	Liquid: Soil Ratio	20:1										5:1		20:1										5:1	
	Day 1/Day14	Day 1		Day 14		Day 1		Day 14		Day 1		Day 1		Day 1		Day 14		Day 1		Day 14		Day 1		Day; Round 2	
	Reactor ID	Reactor 7		Reactor 9		Reactor 11		Reactor 13		Reactor 15		Reactor 51		Reactor 8		Reactor 10		Reactor 12		Reactor 14		Reactor 16		Reactor 52	
	Sample Collection Day	3/18/2026		3/31/2026		3/18/2026		3/31/2026		3/18/2026		4/10/2026		3/18/2026		3/31/2026		3/18/2026		3/31/2026		3/18/2026		4/10/2026	
Analyte	**Result Units**	**Result**	**Q**	**Result**	**Q**	**Result**	**Q**	**Result**	**Q**	**Result**	**Q**	**Result**	**Q**	**Result**	**Q**	**Result**	**Q**	**Result**	**Q**	**Result**	**Q**	**Result**	**Q**	**Result**	**Q**
Dissolved Metals (USEPA Method 6010D)																									
Antimony, Dissolved	mg/L	0.02	U	0.02	U	0.02	U	0.02	U	0.02	U	0.02	U	0.02	U	0.02	U	0.02	U	0.02	U	0.02	U	0.02	U
Arsenic, Dissolved	mg/L	0.05	U	0.05	U	0.05	U	0.05	U	0.05	U	0.05	U	0.05	U	0.05	U	0.05	U	0.05	U	0.05	U	0.05	U
Barium, Dissolved	mg/L	0.035		0.042		0.15		0.1		0.4		1.4		0.02	U	0.02	U	0.018	J	0.019	J	0.01	J	0.034	
Beryllium, Dissolved	mg/L	0.01	U	0.01	U	0.01	U	0.01	U	0.01	U	0.0069	J	0.01	U	0.01	U	0.01	U	0.01	U	0.01	U	0.01	U
Cadmium, Dissolved	mg/L	0.005	U	0.005	U	0.005	U	0.005	U	0.005	U	0.0021	J	0.005	U	0.005	U	0.005	U	0.005	U	0.00081	J	0.0016	J
Calcium, Dissolved	mg/L	1.9		2.5		81		87		9.8		51		3.6		4.8		100		110		20		81	
Chromium, Dissolved	mg/L	0.01	U	0.01	U	0.01	U	0.01	U	0.01	U	0.01	U	0.01	U	0.0066	J	0.01	U	0.0044	J	0.01	U	0.01	U
Cobalt, Dissolved	mg/L	0.0022	J	0.0033	J	0.01	J	0.011	J	0.013	J	0.051		0.02	U	0.02	U	0.02	U	0.02	U	0.02	U	0.02	U
Iron, Dissolved	mg/L	0.1	U	0.1	U	0.084	J	0.086	J	0.37		1.7		0.1	U	0.1	U	0.1	U	0.1	U	0.1	U	0.1	U
Lead, Dissolved	mg/L	0.01	U	0.01	U	0.01	U	0.0067	J	0.0099	J	0.025		0.01	U	0.01	U	0.01	U	0.01	U	0.01	U	0.01	U
Lithium, Dissolved	mg/L	0.02	U	0.02	U	0.02	U	0.0041	J	0.0043	J	0.015	J	0.02	U	0.02	U	0.02	U	0.02	U	0.02	U	0.02	U
Magnesium, Dissolved	mg/L	1.4		1.5		19		19		2300		2400		0.3		0.34		16		17		2400		2300	
Manganese, Dissolved	mg/L	0.016		0.023		0.086		0.11		0.083		0.43		0.015	U	0.015	U	0.0035	J	0.015	U	0.0085	J	0.0087	J
Molybdenum, Dissolved	mg/L	0.05	U	0.05	U	0.05	U	0.05	U	0.05	U	0.017	J	0.05	U	0.05	U	0.05	U	0.05	U	0.05	U	0.01	J
Selenium, Dissolved	mg/L	0.02	U	1.6		0.02	U	10		0.02	U	0.02	U	0.02	U	1.5		0.02	U	10		0.02	U	0.02	U
Sodium, Dissolved	mg/L	4.9	B	0.02	U	43	B	0.02	U	1.9	B	6.9	B	4.5	B	0.02	U	43	B	0.02	U	0.57	J B	1.9	B
Thallium, Dissolved	mg/L	0.02	U	5.4	B	0.02	U	45	B	0.02	U	0.02	U	0.02	U	5	B	0.02	U	45	B	0.02	U	0.02	U
Potassium, Dissolved	mg/L	1.6		0.02	U	9.9		0.02	U	4		10		1.2		0.02	U	10		0.02	U	1.6		2.5	
Anions (USEPA Method 300.0)																									
Chloride	mg/L	17		15		9.3		8.8		7500		7500		15		15		9.6		9		7400		7100	
Fluoride	mg/L	0.1	J	8		0.72		0.69		0.2	U	0.21		0.26		0.35		0.12	J	0.2		0.2	U	0.2	U
Sulfate	mg/L	4.3		0.16	J	390		410		5.1		32		1.3		1.2		400		380		1	U	9.6	

Table 5-9 Lithium Leachability Study – All Analytical Results
Attachment 5 Bench-Scale Treatability Study Memo
Semiannual Remedy Selection and Design Progress Report
Plant McIntosh – Former Ash Pond 1
981 Old Augusta Road Central
Rincon, Georgia

ARCADIS

	Sample ID (lithology)	MCI-SB08-21-22 (reddish clay)										MCI-SB08-36-37 (primary sands)									
	Test Solution	Low TDS				High TDS				Total Extractable		Low TDS				High TDS				Total Extractable	
	Liquid: Soil Ratio	20:1										20:1									
	Day 1/Day14	Day 1		Day 14		Day 1		Day 14		Day 1		Day 1		Day 14		Day 1		Day 14		Day 1	
	Reactor ID	Reactor 17		Reactor 19		Reactor 21		Reactor 23		Reactor 25		Reactor 18		Reactor 20		Reactor 22		Reactor 24		Reactor 26	
	Sample Collection Day	3/18/2026		3/31/2026		3/18/2026		3/31/2026		3/18/2026		3/18/2026		3/31/2026		3/18/2026		3/31/2026		3/18/2026	
Analyte	**Result Units**	**Result**	**Q**	**Result**	**Q**	**Result**	**Q**	**Result**	**Q**	**Result**	**Q**	**Result**	**Q**	**Result**	**Q**	**Result**	**Q**	**Result**	**Q**	**Result**	**Q**
Dissolved Metals (USEPA Method 6010D)																					
Antimony, Dissolved	mg/L	0.02	U	0.02	U	0.02	U	0.02	U	0.02	U	0.02	U	0.02	U	0.02	U	0.02	U	0.02	U
Arsenic, Dissolved	mg/L	0.05	U	0.05	U	0.05	U	0.05	U	0.05	U	0.05	U	0.05	U	0.05	U	0.05	U	0.05	U
Barium, Dissolved	mg/L	0.0079	J	0.0081	J	0.2		0.15		0.53		0.0051	J	0.0059	J	0.073		0.075		0.053	
Beryllium, Dissolved	mg/L	0.01	U	0.01	U	0.01	U	0.01	U	0.01	U	0.01	U	0.01	U	0.01	U	0.01	U	0.01	U
Cadmium, Dissolved	mg/L	0.005	U	0.005	U	0.005	U	0.005	U	0.005	U	0.005	U	0.005	U	0.00097	J	0.0014	J	0.0021	J
Calcium, Dissolved	mg/L	3.4		4.4		100		110		160		3.2		3.8		100		110		21	
Chromium, Dissolved	mg/L	0.01	U	0.01	U	0.01	U	0.01	U	0.01	U	0.01	U	0.01	U	0.01	U	0.01	U	0.01	U
Cobalt, Dissolved	mg/L	0.02	U	0.02	U	0.02	U	0.02	U	0.02	U	0.0015	J	0.0026	J	0.0048	J	0.0047	J	0.0049	J
Iron, Dissolved	mg/L	0.14		0.27		0.1	U	0.1	U	0.1	U	0.1	U	0.1	U	0.1	U	0.1	U	0.1	U
Lead, Dissolved	mg/L	0.01	U	0.01	U	0.01	U	0.01	U	0.01	U	0.01	U	0.01	U	0.01	U	0.01	U	0.01	U
Lithium, Dissolved	mg/L	0.0055	J	0.009	J	0.012	J	0.018	J	0.016	J	0.02	U	0.0047	J	0.0054	J	0.0078	J	0.0056	J
Magnesium, Dissolved	mg/L	0.67		0.79		19		19		2300		0.65		0.7		18		18		2400	
Manganese, Dissolved	mg/L	0.0037	J	0.0051	J	0.088		0.098		0.27		0.026		0.038		0.16		0.23		0.17	
Molybdenum, Dissolved	mg/L	0.05	U	0.05	U	0.05	U	0.05	U	0.05	U	0.05	U	0.05	U	0.05	U	0.05	U	0.05	U
Selenium, Dissolved	mg/L	0.02	U	1.7		0.02	U	9.9		0.02	U	0.02	U	1.5		0.02	U	10		0.02	U
Sodium, Dissolved	mg/L	3.9	B	0.02	U	41	B	0.02	U	3.1	B	4.6	B	0.02	U	43	B	0.02	U	0.98	J B
Thallium, Dissolved	mg/L	0.02	U	4.3	B	0.02	U	43	B	0.02	U	0.02	U	5	B	0.02	U	45	B	0.02	U
Potassium, Dissolved	mg/L	1.5		0.02	U	10		0.02	U	5.7		1.5		0.02	U	10		0.02	U	2.7	
Anions (USEPA Method 300.0)																					
Chloride	mg/L	17		15		9.8		9.2		7400		16		15		10		8.9		7200	
Fluoride	mg/L	0.14	J	0.14	J	0.14	J	0.14	J	0.17	J	0.13	J	0.2		0.19	J	0.17	J	0.16	J
Sulfate	mg/L	1	U	1	U	470		410		1	U	1.8		2.8		490		390		13	

Table 5-9 Lithium Leachability Study – All Analytical Results
Attachment 5 Bench-Scale Treatability Study Memo
Semiannual Remedy Selection and Design Progress Report
Plant McIntosh – Former Ash Pond 1
981 Old Augusta Road Central
Rincon, Georgia

	Sample ID (lithology)	MCI-SB05-14-15 (reddish clay)						MCI-SB05-25-26 (primary sands)						MCI-SB06-12-13 (reddish clay)					
	Test Solution	Low TDS		High TDS		Total Extractable		Low TDS		High TDS		Total Extractable		Low TDS		High TDS		Total Extractable	
	Liquid: Soil Ratio	5:1						5:1						5:1					
	Day 1/Day14	Day 1		Day 1		Day 1		Day 1		Day 1		Day 1		Day 1		Day 1		Day 1	
	Reactor ID	Reactor 27		Reactor 29		Reactor 31		Reactor 28		Reactor 30		Reactor 32		Reactor 33		Reactor 35		Reactor 37	
	Sample Collection Day	4/8/2026		4/8/2026		4/8/2026		4/8/2026		4/8/2026		4/8/2026		4/8/2026		4/8/2026		4/8/2026	
Analyte	**Result Units**	**Result**	**Q**	**Result**	**Q**	**Result**	**Q**	**Result**	**Q**	**Result**	**Q**	**Result**	**Q**	**Result**	**Q**	**Result**	**Q**	**Result**	**Q**
Dissolved Metals (USEPA Method 6010D)																			
Antimony, Dissolved	mg/L	0.02	U	0.014	J	0.02	U	0.0087	J	0.02	U	0.0089	J	0.02	U	0.02	U	0.02	U
Arsenic, Dissolved	mg/L	0.05	U	0.05	U	0.05	U	0.05	U	0.05	U	0.05	U	0.05	U	0.05	U	0.05	U
Barium, Dissolved	mg/L	0.016	J	0.074		0.96		0.019	J	0.078		0.51		0.056		0.12		5	
Beryllium, Dissolved	mg/L	0.01	U	0.01	U	0.011		0.01	U	0.01	U	0.0017	J	0.01	U	0.0042	J	0.019	
Cadmium, Dissolved	mg/L	0.005	U	0.005	U	0.0011	J	0.005	U	0.005	U	0.0041	J	0.005	U	0.005	U	0.005	U
Calcium, Dissolved	mg/L	5.6		85		350		5.8		110		85		2.2		61		160	
Chromium, Dissolved	mg/L	0.01	U	0.01	U	0.01	U	0.01	U	0.01	U	0.01	U	0.01	U	0.0059	J	0.01	U
Cobalt, Dissolved	mg/L	0.0035	J	0.021		0.063		0.0016	J	0.02	U	0.0036	J	0.0027	J	0.062		0.21	
Iron, Dissolved	mg/L	0.1	U	0.1	U	0.1	U	0.1	U	0.1	U	0.1	U	0.1	U	0.1	U	0.1	U
Lead, Dissolved	mg/L	0.01	U	0.01	U	0.024		0.01	U	0.01	U	0.01		0.01	U	0.01	U	0.025	
Lithium, Dissolved	mg/L	0.02	U	0.0042	J	0.0059	J	0.0050	J	0.0042	J	0.0067	J	0.02	U	0.0039	J	0.0071	J
Magnesium, Dissolved	mg/L	3.8		26		3100		0.62		15		3300		1.5		31		3200	
Manganese, Dissolved	mg/L	0.0087	J	0.099		0.31		0.034		0.34		0.56		0.0029	J	0.07		0.24	
Molybdenum, Dissolved	mg/L	0.025	J	0.0099	J	0.017	J	0.012	J	0.05	U	0.013	J	0.05	U	0.05	U	0.015	J
Selenium, Dissolved	mg/L	2.3		8.7		0.02	U	3.1		10		0.02	U	0.02	U	0.02	U	0.02	U
Sodium, Dissolved	mg/L	0.019	J	0.02	U	9.5	B	0.02	U	0.02	U	5.9	B	4.5	B	40	B	15	B
Thallium, Dissolved	mg/L	7.5	B	45	B	0.02	U	7.2	B	46	B	0.02	U	0.02	U	0.02	U	0.02	U
Potassium, Dissolved	mg/L	0.02	U	0.02	U	7.5		0.02	U	0.02	U	4		1.8		8.2		8.3	
Anions (USEPA Method 300.0)																			
Chloride	mg/L	18		9.5		6700		18		11		6800		20		9.9		7200	
Fluoride	mg/L	0.2	U	0.12	J	0.13	J	0.11	J	0.2	U	0.2	U	0.2	U	0.49		0.23	
Sulfate	mg/L	14		400		28		8.6		450		18		1	U	310		6.2	

Table 5-9 Lithium Leachability Study – All Analytical Results
Attachment 5 Bench-Scale Treatability Study Memo
Semiannual Remedy Selection and Design Progress Report
Plant McIntosh – Former Ash Pond 1
981 Old Augusta Road Central
Rincon, Georgia

	Sample ID (lithology)	MCI-SB06-20-21 (primary sands)						MCI-SB11-14-15 (reddish clay)						MCI-SB11-34-35 (primary sands)					
	Test Solution	Low TDS		High TDS		Total Extractable		Low TDS		High TDS		Total Extractable		Low TDS		High TDS		Total Extractable	
	Liquid: Soil Ratio	5:1						5:1						5:1					
	Day 1/Day14	Day 1		Day 1		Day 1		Day 1		Day 1		Day 1		Day 1		Day 1		Day 1	
	Reactor ID	Reactor 34		Reactor 36		Reactor 38		Reactor 39		Reactor 41		Reactor 43		Reactor 40		Reactor 42		Reactor 44	
	Sample Collection Day	4/8/2026		4/8/2026		4/8/2026		4/8/2026		4/8/2026		4/8/2026		4/8/2026		4/8/2026		4/8/2026	
Analyte	**Result Units**	**Result**	**Q**	**Result**	**Q**	**Result**	**Q**	**Result**	**Q**	**Result**	**Q**	**Result**	**Q**	**Result**	**Q**	**Result**	**Q**	**Result**	**Q**
Dissolved Metals (USEPA Method 6010D)																			
Antimony, Dissolved	mg/L	0.02	U	0.02	U	0.0088	J	0.02	U	0.0088	J	0.0076	J	0.02	U	0.02	U	0.014	J
Arsenic, Dissolved	mg/L	0.05	U	0.05	U	0.05	U	0.05	U	0.05	U	0.05	U	0.05	U	0.05	U	0.05	U
Barium, Dissolved	mg/L	0.015	J	0.24		0.37		0.034		0.055		0.95		0.012	J	0.072		0.29	
Beryllium, Dissolved	mg/L	0.01	U	0.01	U	0.0015	J	0.01	U	0.0025	J	0.0047	J	0.01	U	0.01	U	0.01	U
Cadmium, Dissolved	mg/L	0.005	U	0.005	U	0.0012	J	0.005	U	0.005	U	0.005	U	0.005	U	0.005	U	0.005	U
Calcium, Dissolved	mg/L	3		100		57		5.7		64		79		7.8		110		94	
Chromium, Dissolved	mg/L	0.01	U	0.01	U	0.01	U	0.01	U	0.01	U	0.01	U	0.01	U	0.01	U	0.01	U
Cobalt, Dissolved	mg/L	0.0043	J	0.033		0.045		0.0042	J	0.027		0.062		0.02	U	0.02	U	0.02	U
Iron, Dissolved	mg/L	0.1	U	0.1	U	0.1	U	0.1	U	0.1	U	0.1	U	0.1	U	0.1	U	0.1	U
Lead, Dissolved	mg/L	0.01	U	0.01	U	0.011		0.01	U	0.0062	J	0.031		0.01	U	0.01	U	0.011	
Lithium, Dissolved	mg/L	0.02	U	0.0045	J	0.0069	J	0.02	U	0.0055	J	0.0074	J	0.02	U	0.0048	J	0.0057	J
Magnesium, Dissolved	mg/L	0.56		17		3000		3.7		26		2900		1.4		18		3100	
Manganese, Dissolved	mg/L	0.021		0.28		0.39		0.021		0.11		0.26		0.0078	J	0.083		0.15	
Molybdenum, Dissolved	mg/L	0.05	U	0.05	U	0.012	J	0.05	U	0.05	U	0.019	J	0.05	U	0.05	U	0.013	J
Selenium, Dissolved	mg/L	0.02	U	0.02	U	0.02	U	0.02	U	0.02	U	0.02	U	0.02	U	0.02	U	0.02	U
Sodium, Dissolved	mg/L	5.3	B	45	B	3	B	10	B	46	B	11	B	4.9	B	43	B	2.3	B
Thallium, Dissolved	mg/L	0.02	U	0.02	U	0.02	U	0.02	U	0.02	U	0.02	U	0.02	U	0.02	U	0.02	U
Potassium, Dissolved	mg/L	2.4		9.7		2.5		2.7		8.1		6.3		2.2		8.7		2.5	
Anions (USEPA Method 300.0)																			
Chloride	mg/L	19		9.6		6500		21		9.9		7100		22		10		7000	
Fluoride	mg/L	0.2	U	0.22		0.2	U	0.2	U	1.2		4.3		0.35		0.22		0.2	U
Sulfate	mg/L	1.1		350		9.5		32		410		41		4.8		420		14	

Table 5-9 Lithium Leachability Study – All Analytical Results
Attachment 5 Bench-Scale Treatability Study Memo
Semiannual Remedy Selection and Design Progress Report
Plant McIntosh – Former Ash Pond 1
981 Old Augusta Road Central
Rincon, Georgia

	Sample ID (lithology)	MCI-SB12-16-17 (reddish clay)						MCI-SB12-19-20 (primary sands)						MCI-SB13-13-14 (reddish clay)		MCI-SB13-19-20 (primary sands)	
	Test Solution	Low TDS		High TDS		Total Extractable		Low TDS		High TDS		Total Extractable		Total Extractable		Total Extractable	
	Liquid: Soil Ratio	5:1						5:1						5:1			
	Day 1/Day14	Day 1		Day 1		Day 1		Day 1		Day 1		Day 1		Day 1		Day 1	
	Reactor ID	Reactor 45		Reactor 47		Reactor 49		Reactor 46		Reactor 48		Reactor 50		Reactor 53		Reactor 54	
	Sample Collection Day	4/8/2026		4/8/2026		4/8/2026		4/8/2026		4/8/2026		4/8/2026		4/10/2026		4/10/2026	
Analyte	**Result Units**	**Result**	**Q**	**Result**	**Q**	**Result**	**Q**	**Result**	**Q**	**Result**	**Q**	**Result**	**Q**	**Result**	**Q**	**Result**	**Q**
Dissolved Metals (USEPA Method 6010D)																	
Antimony, Dissolved	mg/L	0.02	U	0.0085	J	0.02	U	0.02	U	0.011	J	0.01	J	0.02	U	0.02	U
Arsenic, Dissolved	mg/L	0.05	U	0.05	U	0.05	U	0.05	U	0.05	U	0.05	U	0.05	U	0.05	U
Barium, Dissolved	mg/L	0.091		0.21		2.7		0.097		0.073		1.3		2.2		1.3	
Beryllium, Dissolved	mg/L	0.01	U	0.0038	J	0.0076	J	0.01	U	0.0027	J	0.0037	J	0.0048	J	0.0048	J
Cadmium, Dissolved	mg/L	0.005	U	0.005	U	0.005	U	0.005	U	0.005	U	0.005	U	0.005	U	0.005	U
Calcium, Dissolved	mg/L	0.44		43		7.1		5		89		31		5.1		14	
Chromium, Dissolved	mg/L	0.01	U	0.01	U	0.01	U	0.01	U	0.01	U	0.01	U	0.01	U	0.01	U
Cobalt, Dissolved	mg/L	0.0023	J	0.031		0.056		0.0056	J	0.029		0.035		0.031		0.03	
Iron, Dissolved	mg/L	0.1	U	0.1	U	0.1	U	0.1	U	0.14		0.44		0.1	U	0.08	J
Lead, Dissolved	mg/L	0.01	U	0.01	U	0.027		0.01	U	0.01	U	0.021		0.021		0.012	
Lithium, Dissolved	mg/L	0.02	U	0.0043	J	0.0087	J	0.02	U	0.0069	J	0.0044	J	0.0074	J	0.0062	J
Magnesium, Dissolved	mg/L	1.9		25		2700		1.1		17		2900		2300		2700	
Manganese, Dissolved	mg/L	0.0026	J	0.037		0.07		0.066		0.24		0.31		0.058		0.12	
Molybdenum, Dissolved	mg/L	0.05	U	0.025	J	0.02	J	0.05	U	0.024	J	0.014	J	0.015	J	0.013	J
Selenium, Dissolved	mg/L	0.02	U	0.018	J	0.02	U	0.02	U	0.013	J	0.02	U	0.02	U	0.02	U
Sodium, Dissolved	mg/L	5	B	43		8.4	B	6	B	46	B	4.9	B	7	B	4.1	B
Thallium, Dissolved	mg/L	0.02	U	0.02	U	0.02	U	0.02	U	0.02	U	0.02	U	0.02	U	0.02	U
Potassium, Dissolved	mg/L	1.8		8.1		5.5		3.6		11		4.6		4.9		4.5	
Anions (USEPA Method 300.0)																	
Chloride	mg/L	19		9.3		7500		18		9.9		7000		7000		7300	
Fluoride	mg/L	0.2	U	1.1		0.15	J	0.2	U	0.61		0.2	U	0.2	U	0.2	U
Sulfate	mg/L	1	U	360	B	9.6		9.1		48	B	25		7.4		17	

Table 5-9 Lithium Leachability Study – All Analytical Results
Attachment 5 Bench-Scale Treatability Study Memo
Semiannual Remedy Selection and Design Progress Report
Plant McIntosh – Former Ash Pond 1
981 Old Augusta Road Central
Rincon, Georgia

Notes:

[1] Sample IDs in Table 5-9 "Round 1 Baseline" for low and high TDS test solutions correspond with sample IDs "Low TDS water" and "High TDS water" in analytical laboratory reports, respectively.

[2] Sample IDs" Round 2 Baseline" for low and high TDS test solutions correspond with sample IDs "Low TDS baseline" and "High TDS baseline" in analytical laboratory reports, respectively.

Acronyms and Abbreviations:

-- = not applicable
mg/L = milligram per liter
N/A = not applicable
Q = qualifier
TDS - total dissolved solids

Qualifiers:

B = Analyte was found in the blank and sample.
J = Analyte was detected above the method detection limit and below the reporting limit. Result reflects an estimated concentration.
U = Analyte was not detected at or above the method detection limit. Value shown is the reporting limit.

Figures

LEGEND

- APPROXIMATE PROPERTY BOUNDARY
- APPROXIMATE AP-1 BOUNDARY
- DETECTION WELL
- ASSESSMENT WELL
- PIEZOMETER
- LEACHABILITY STUDY SOIL SAMPLE COLLECTION LOCATION
- HPT/SB-13 — SORPTION STUDY SOIL SAMPLE COLLECTION LOCATION
- MGWC-7 — TREATABILITY STUDY GROUNDWATER COLLECTION LOCATION
- HPT/SB/VAP-05 — REAGENT EFFECTIVENESS STUDY SOIL SAMPLE COLLECTION LOCATION

NOTES:
1. HPT/SB-13 WAS CONVERTED TO ASSESSMENT MONITORING WELL MGWC-25.

2. AERIAL IMAGE SOURCES: DRONE IMAGERY DATED 12/2025.

ACRONYMS:
HPT = HYDRAULIC PROFILING TOOL
SB = SOIL BORING
VAP = VERTICAL AQUIFER PROFILE

130 65 0 130
GRAPHIC SCALE IN FEET

COORDINATE SYSTEM: NAD 1983 STATEPLANE
GEORGIA EAST FIPS 1001 FEET

Georgia Power
PLANT MCINTOSH

SOIL AND GROUNDWATER COLLECTION LOCATIONS FOR BENCH-SCALE TESTS

ARCADIS

FIGURE
5-1

PATH: T:_ENVIGA_Power\GPC_Plant_McIntosh_Pro\2026\GPC_McIntosh_Report\2026\GPC_McIntosh_Report2026.aprx\F1_McIntosh_Soil_GW_Loc_BenchScaleTests Last Saved by: ldrum 6/26/2026

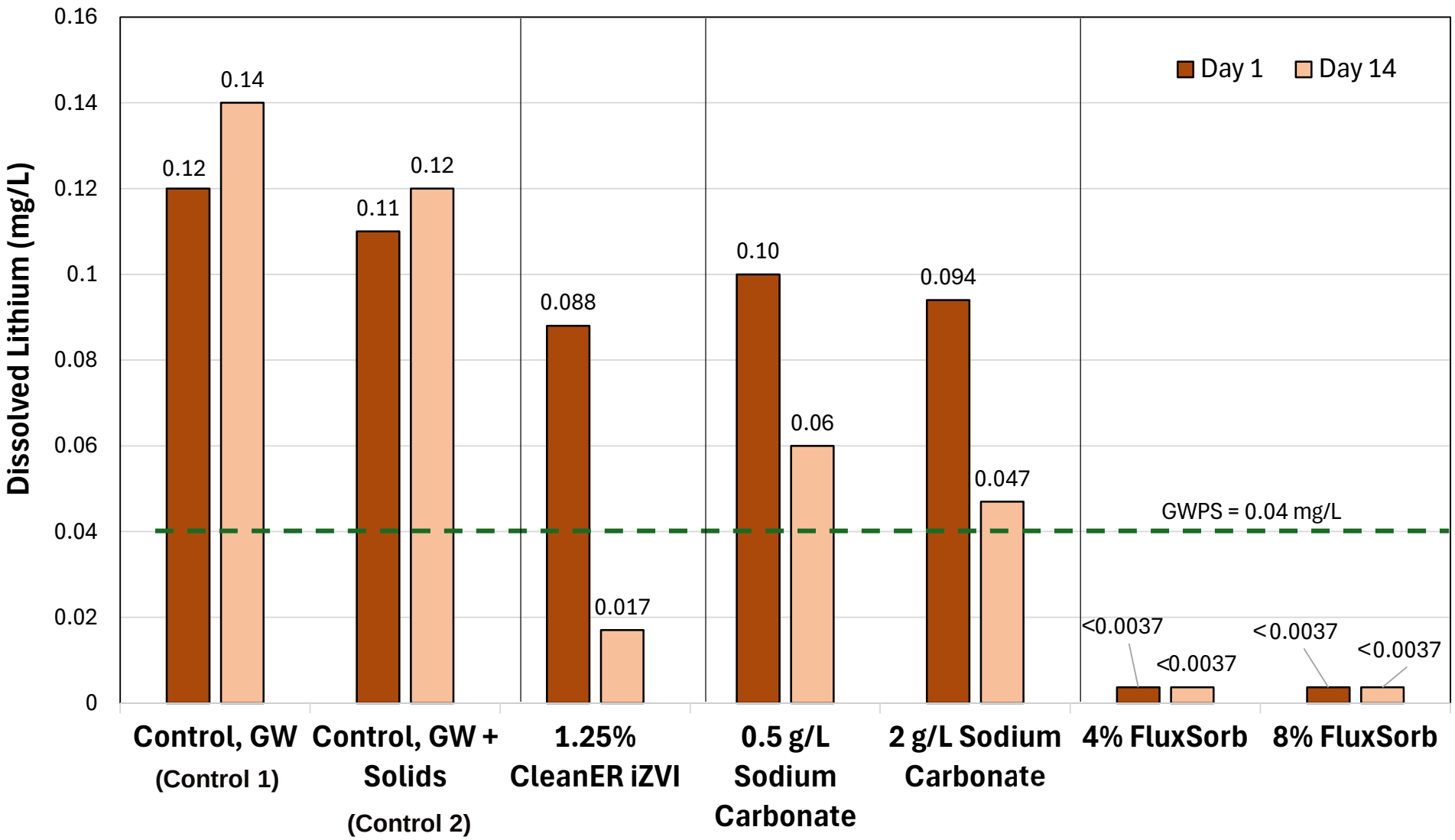

Acronyms and Abbreviations:
< = result was not detected, method detection limit shown
% = percent by weight

GW = groundwater
GWPS = groundwater protection standard
mg/L = milligram per liter
ZVI = zero valent iron

Georgia Power
PLANT MCINTOSH

REAGENT BENCH-SCALE RESULTS FOR LITHIUM

ARCADIS

FIGURE
5-2

Percent Removal vs. Soil-Water Ratio
HPT/SB/VAP-04 Soil

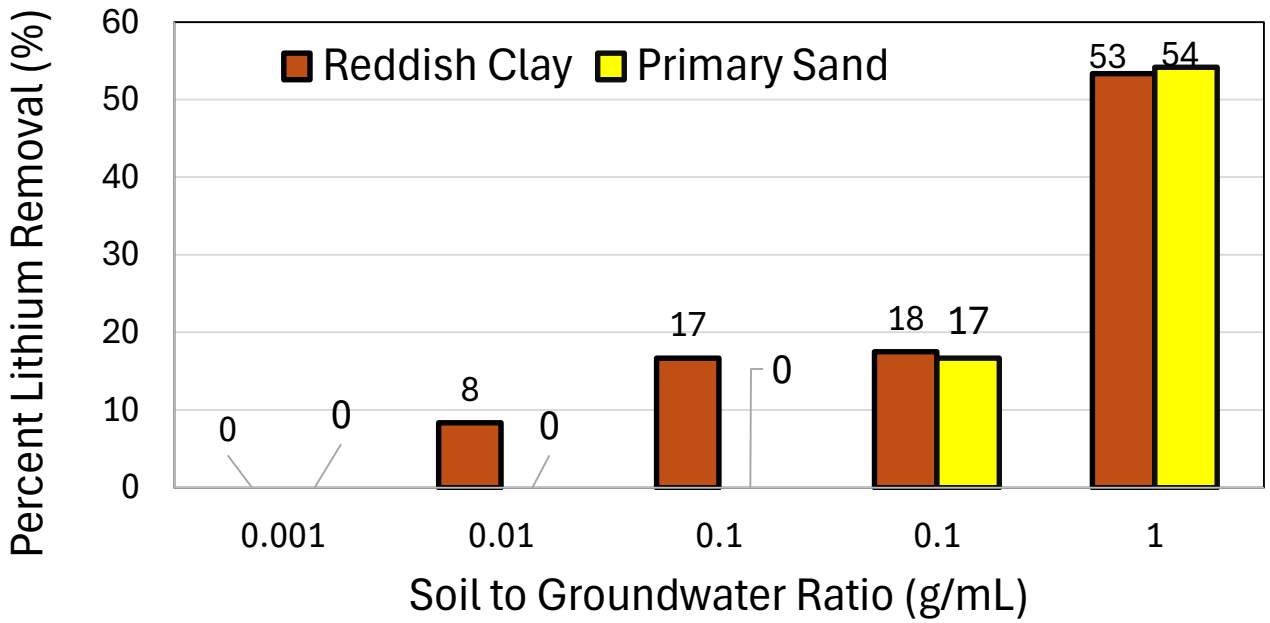

Lithium Sorbed vs. Aqueous Concentration
HPT/SB-04/VAP-04 Soil[1]

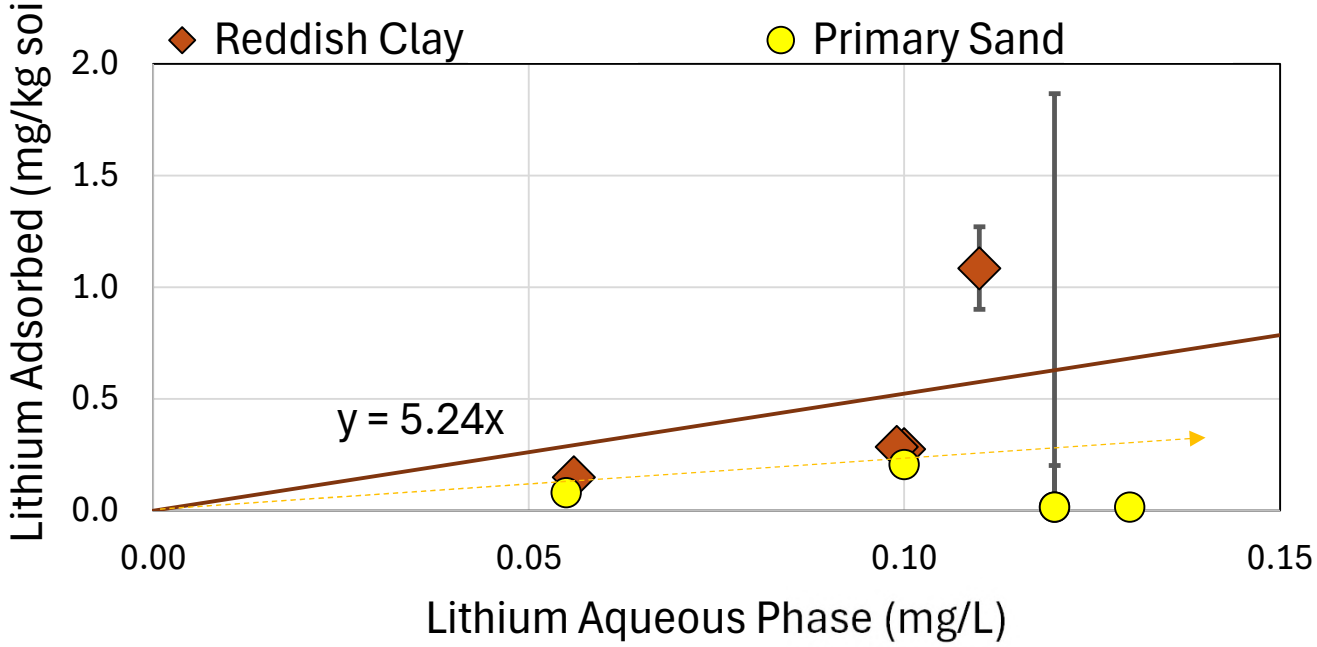

Notes:

1. Error bars represent uncertainty in the measured aqueous lithium concentration based on the MDL (0.0037 mg/L) and were calculated by multiplying the MDL by the soil-to-groundwater ratios (g/mL) to yield concentration units in mg/kg.

% - percent
HPT = hydraulic profiling tool
mg/kg = milligram per kilogram
mg/L – milligram per liter
SB = soil boring
VAP = vertical aquifer profile

Orange line represents the estimated isotherm for reddish clay soil

Dashed yellow arrow represents the estimated isotherm for primary sand soil

Georgia Power
PLANT MCINTOSH

LITHIUM SORPTION TEST RESULTS FOR SOIL FROM HPT/SB/VAP-04

ARCADIS

FIGURE
5-3A

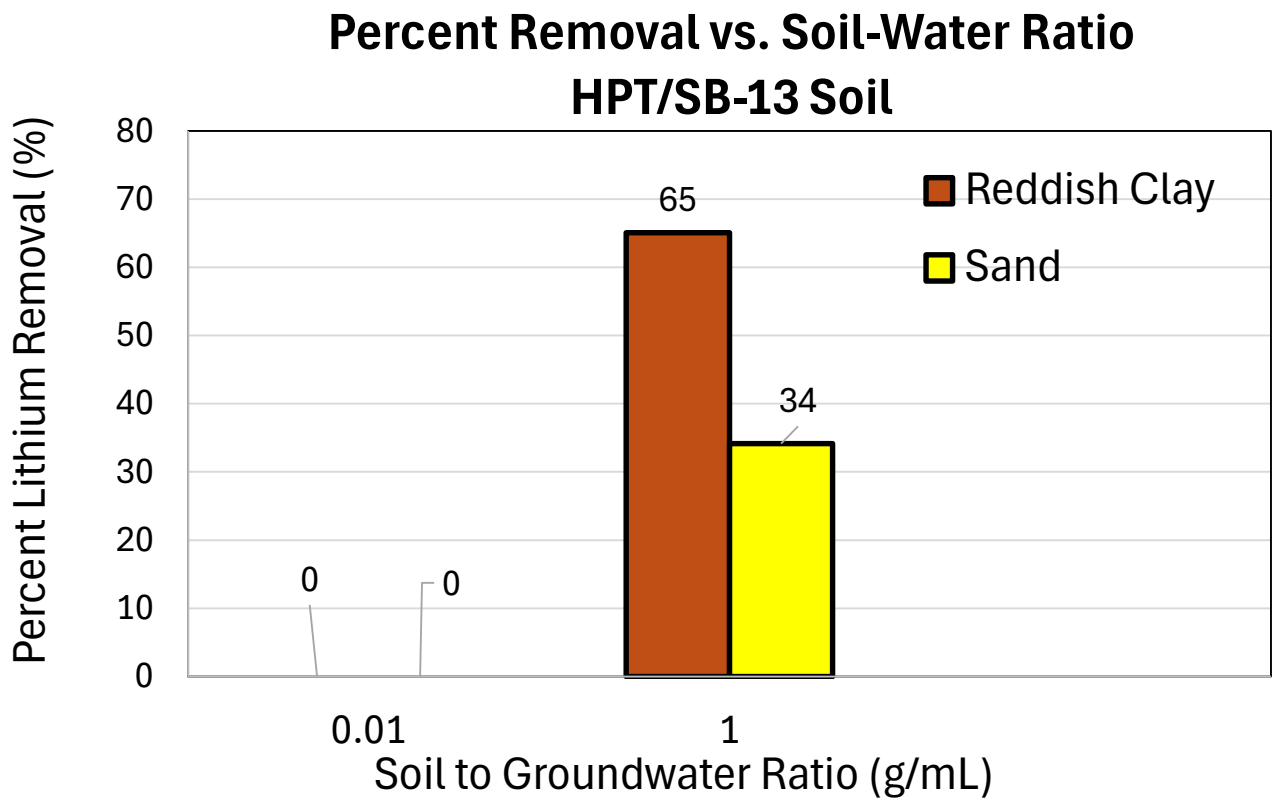

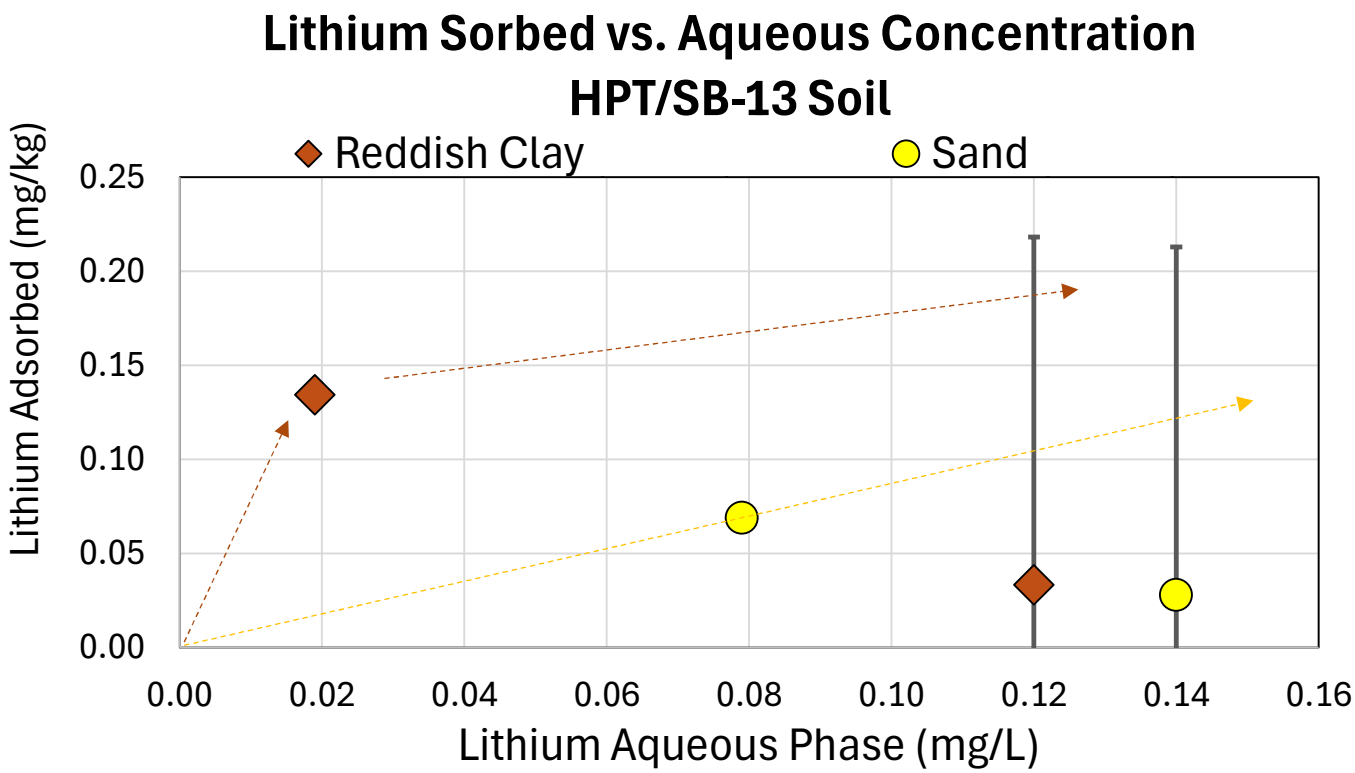

Notes:

1. Error bars represent uncertainty in the measured aqueous lithium concentration based on the MDL (0.0037 mg/L) and were calculated by multiplying the MDL by the soil-to-groundwater ratios (g/mL) to yield concentration units in mg/kg.

% - percent
HPT = hydraulic profiling tool
mg/kg = milligram per kilogram
mg/L – milligram per liter
SB = soil boring
VAP = vertical aquifer profile

Dashed orange arrow represents the estimated nonlinear isotherm for Reddish Clay soil

Dashed yellow arrow represents the estimated isotherm for primary sand soil

Georgia Power
PLANT MCINTOSH

LITHIUM SORPTION TEST RESULTS FOR SOIL FROM HPT/SB-13

ARCADIS

FIGURE
5-3B

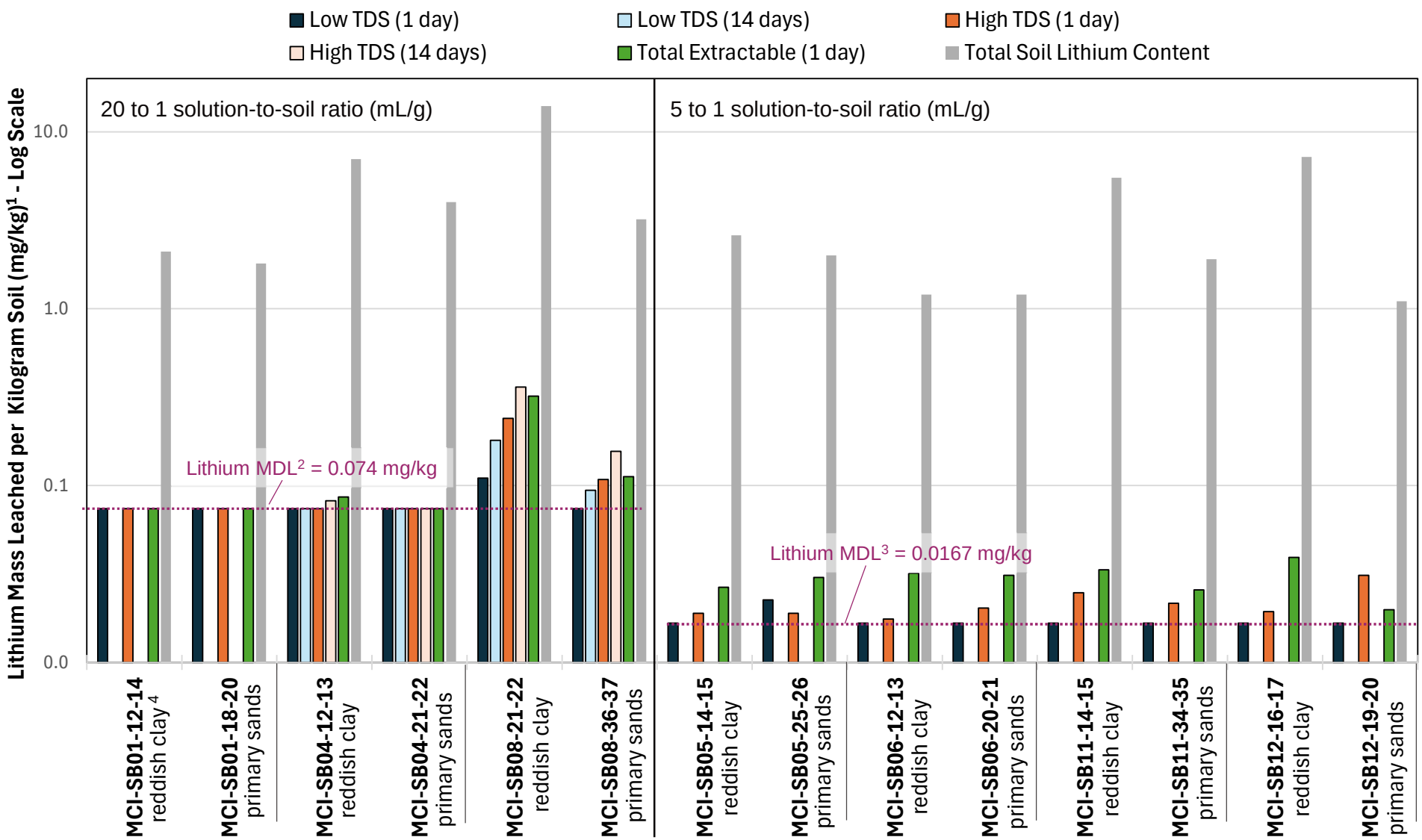

Notes:

1. Aqueous lithium concentrations in mg/L were converted to mg/kg by multiplying the measured dissolved lithium concentration in mg/L by the solution-to-soil ratio (in mL/g) in the associated reactor (either 20 to 1 or 5 to 1).
2. MDL for reactors containing a 20 to 1 solution to soil ratio.
3. MDL for reactors containing a 5 to 1 solution to soil ratio.
4. The lithology indicated following the soil sample identification (e.g. clay or sand) represents the primary soil type of the sample determined by the field geologist during soil core characterization and supported by hydraulic profiling tool results.

Acronyms and Abbreviations:

kg = kilogram
mL = milliliter
L = liter
MDL = method detection limit
mg = milligram
TDS = total dissolved solids

Georgia Power
PLANT MCINTOSH

LITHIUM LEACHABILITY TEST RESULTS

ARCADIS

FIGURE
5-4

Attachment 5-1

Laboratory Analytical Reports

eurofins | Environment Testing

ANALYTICAL REPORT

PREPARED FOR

Attn: Andy Baumeister
Arcadis US Inc
4915 Prospectus Drive
Suite G
Durham, North Carolina 27713

Generated 2/13/2026 8:28:23 PM Revision 1

JOB DESCRIPTION

Plant McIntosh

JOB NUMBER

705-56172-1

Eurofins Atlanta
3080 Presidential Dr
Atlanta GA 30340

See page two for job notes and contact information.

my EOL

Eurofins Atlanta

Job Notes

The test results in this report relate only to the samples as received by the laboratory and will meet all requirements of the methodology, with any exceptions noted. This report shall not be reproduced except in full, without the express written approval of the laboratory. All questions should be directed to the Eurofins Environment Testing Southeast, LLC Project Manager.

Authorization

Generated
2/13/2026 8:28:23 PM
Revision 1

Authorized for release by
David Fuller, Project Manager
David.Fuller@et.eurofinsus.com
(770)344-8986

Table of Contents

Cover Page 1
Table of Contents 3
Sample Summary 4
Chain of Custody 5
Receipt Checklists 6
Definitions/Glossary 7
Case Narrative 8
Detection Summary 9
Client Sample Results 10
Method Summary 12
Lab Chronicle 13
QC Sample Results 14
QC Association Summary 20
Certification Summary 22

Sample Summary

Client: Arcadis US Inc
Project/Site: Plant McIntosh

Job ID: 705-56172-1

Lab Sample ID	Client Sample ID	Matrix	Collected	Received	Sample Origin
705-56172-1	Baseline Unfiltered	Water	01/29/26 16:15	01/30/26 11:20	Georgia
705-56172-2	Baseline Filtered	Water	01/29/26 16:20	01/30/26 11:20	Georgia

ARCADIS

CHAIN OF CUSTODY & LABORATORY ANALYSIS REQUEST FORM

LAB REFERENCE NUMBER:

Page _1_ of _1_

PROJECT NUMBER	PROJECT NAME	SAMPLE ORIGIN
30250944 task 2B	GP McIntosh	McIntosh, GA

SEND RESULTS TO: Andy Baumeister **EMAIL ADDRESS:** andrew.baumeister@arcadis.com **TELEPHONE:** +1 919 328-5597

SAMPLERS: Tessa Davis

SAMPLE ID	DATE	TIME	MATRIX	/ GRAB	QUANTITY	1	2	3	4	5	6	7	8	9	10	11	12	13	14	15	REMARKS
						REQUESTED ANALYSES															
Baseline Unfiltered	1/29/26	16:15	GW	Comp	3	X	X	X													
Baseline Filtered	1/29/26	16:20	GW	Comp	3	X	X	X													Field filtered: report as dissolved

	Requested Analyses	Container	Pres.
1	Metals by 6010D	250mL HDPE	HNO3
2	Alkalinity by 2320B	250mL HDPE	None
3	Anions by 300.0	250mL HDPE	None
4			
5			
6			
7			
8			
9			
10			
11			
12			
13			
14			
15			

Special Instructions/Comments:

Metals list (6010): Sb, As, Ba, Be, Cd, Ca, Cr, Co, Fe, K, Na, Pb, Li, Mg, Mn, Mo, Se, Tl

Anions list (300.0): Chloride, Sulfate, Fluoride

☐ Special QA/QC Instructions

☐ USDA Regulated

☐ Packed with Ice

Laboratory Information and Receipt

Lab Name:

Lab Project Manager:

Shipping Tracking #:

Specify Turnaround Requirements:

☐ Custody seal intact

☐ Samples intact

Sample Receipt:

Condition/Cooler Temp:

Relinquished by:	DATE	TIME	Received by:	DATE	TIME
Tessa Davis	01/29/26	17:00	Dalton Gay	1-30-26	11:20
Relinquished by:	DATE	TIME	Received by:	DATE	TIME

1.8°C

H2027

705-56172 COC

Login Sample Receipt Checklist

Client: Arcadis US Inc

Job Number: 705-56172-1

Login Number: 56172
List Number: 1
Creator: Gay, Dalton

List Source: Eurofins Atlanta

Question	Answer	Comment
The cooler's custody seal, if present, is intact.	True	
The cooler does not appear to have been compromised or tampered with.	True	
Samples were received on ice.	True	
Cooler Temperature is acceptable.	True	
Cooler Temperature is recorded.	True	
COC present.	True	
COC is filled out in ink and legible.	True	
COC is filled out with all pertinent information.	True	
Sample custody seals, if present, are intact.	True	
Sample collection date/times are provided.	True	
The samples do not appear to have been compromised or tampered with.	True	
Containers are not broken or leaking.	True	
There are no discrepancies between the containers received and the COC.	True	
Sample containers have legible labels.	True	
Appropriate sample containers were rec'd and sufficient volume for all analyses.	True	
Samples are received within Holding Time (excluding tests with immediate HTs).	True	
Containers requiring zero headspace have no headspace or bubble is <6mm (1/4").	True	
Is there sufficient air space in bottle for bacteriological analysis.	True	

Definitions/Glossary

Client: Arcadis US Inc
Project/Site: Plant McIntosh

Job ID: 705-56172-1

Qualifiers

HPLC/IC

Qualifier	Qualifier Description
J	Result is less than the RL but greater than or equal to the MDL and the concentration is an approximate value.

Metals

Qualifier	Qualifier Description
B	Compound was found in the blank and sample.
J	Result is less than the RL but greater than or equal to the MDL and the concentration is an approximate value.

Glossary

Abbreviation	These commonly used abbreviations may or may not be present in this report.
☼	Listed under the "D" column to designate that the result is reported on a dry weight basis
%R	Percent Recovery
CFL	Contains Free Liquid
CFU	Colony Forming Unit
CNF	Contains No Free Liquid
DER	Duplicate Error Ratio (normalized absolute difference)
Dil Fac	Dilution Factor
DL	Detection Limit (DoD/DOE)
DL, RA, RE, IN	Indicates a Dilution, Re-analysis, Re-extraction, or additional Initial metals/anion analysis of the sample
DLC	Decision Level Concentration (Radiochemistry)
EDL	Estimated Detection Limit (Dioxin)
LOD	Limit of Detection (DoD/DOE)
LOQ	Limit of Quantitation (DoD/DOE)
MCL	EPA recommended "Maximum Contaminant Level"
MDA	Minimum Detectable Activity (Radiochemistry)
MDC	Minimum Detectable Concentration (Radiochemistry)
MDL	Method Detection Limit
ML	Minimum Level (Dioxin)
MPN	Most Probable Number
MQL	Method Quantitation Limit
NC	Not Calculated
ND	Not Detected at the reporting limit (or MDL or EDL if shown)
NEG	Negative / Absent
POS	Positive / Present
PQL	Practical Quantitation Limit
PRES	Presumptive
QC	Quality Control
RER	Relative Error Ratio (Radiochemistry)
RL	Reporting Limit or Requested Limit (Radiochemistry)
RPD	Relative Percent Difference, a measure of the relative difference between two points
TEF	Toxicity Equivalent Factor (Dioxin)
TEQ	Toxicity Equivalent Quotient (Dioxin)
TNTC	Too Numerous To Count

Job Narrative
705-56172-1

Revision 1
The report being provided is a revision of the original report sent on 2/10/2026. The report is being revised in order to add Aluminum to the metals list reported.

The analytical test results presented in this report meet all requirements of the associated regulatory program listed on the Accreditation/Certification Summary Page, unless otherwise noted. Data qualifiers and/or narrative comments are included to explain any exceptions, if applicable. Regulated compliance samples (e.g. SDWA, NPDES) must comply with associated agency requirements/permits.

- Matrix-specific batch QC (e.g., MS, MSD, SD) may not be reported when insufficient sample volume is available or when site-specific QC samples are not submitted. In such cases, a Laboratory Control Sample Duplicate (LCSD) may be analyzed to provide precision data for the batch.
- For samples analyzed using surrogate and/or isotope dilution analytes, any recoveries falling outside of established acceptance criteria are re-prepared and/or re-analyzed to confirm results, unless the deviation is due to sample dilution or otherwise explained in the case narrative.

Receipt
The samples were received on 1/30/2026 11:20 AM. Unless otherwise noted below, the samples arrived in good condition, and, where required, properly preserved and on ice. The temperature of the cooler at receipt time was 1.8°C.

HPLC/IC
No additional analytical or quality issues were noted, other than those described above or in the Definitions/ Glossary page.

Metals
Method 6010D: The method blank for preparation batch 705-111473 and analytical batch 705-112114 contained Sodium above the method detection limit. This target analyte concentration was less than the reporting limit (RL) in the method blank; therefore, re-extraction and/or re-analysis of samples was not performed.

Method 6010D - Dissolved: The method blank for preparation batch 705-111460 and analytical batch 705-111813 contained Sodium, Dissolved above the method detection limit. This target analyte concentration was less than the reporting limit (RL) in the method blank; therefore, re-extraction and/or re-analysis of samples was not performed.

No additional analytical or quality issues were noted, other than those described above or in the Definitions/ Glossary page.

General Chemistry
No additional analytical or quality issues were noted, other than those described above or in the Definitions/ Glossary page.

Detection Summary

Client: Arcadis US Inc
Project/Site: Plant McIntosh

Job ID: 705-56172-1

Client Sample ID: Baseline Unfiltered — Lab Sample ID: 705-56172-1

Analyte	Result	Qualifier	RL	MDL	Unit	Dil Fac	D	Method	Prep Type
Chloride	9.6		1.0	0.98	mg/L	1		300.0	Total/NA
Fluoride	0.17	J	0.20	0.081	mg/L	1		300.0	Total/NA
Sulfate	180		10	7.7	mg/L	10		300.0	Total/NA
Aluminum	1.0		0.20	0.063	mg/L	1		6010D	Total/NA
Barium	0.023		0.020	0.0035	mg/L	1		6010D	Total/NA
Cadmium	0.0015	J	0.0050	0.00080	mg/L	1		6010D	Total/NA
Calcium	50		0.10	0.038	mg/L	1		6010D	Total/NA
Chromium	0.0045	J	0.010	0.0038	mg/L	1		6010D	Total/NA
Cobalt	0.0083	J	0.020	0.0015	mg/L	1		6010D	Total/NA
Iron	1.2		0.10	0.035	mg/L	1		6010D	Total/NA
Lithium	0.13		0.020	0.0037	mg/L	1		6010D	Total/NA
Magnesium	4.4		0.10	0.036	mg/L	1		6010D	Total/NA
Manganese	0.099		0.015	0.0013	mg/L	1		6010D	Total/NA
Potassium	4.1		0.50	0.32	mg/L	1		6010D	Total/NA
Sodium	30	B	1.0	0.039	mg/L	1		6010D	Total/NA
Alkalinity	29		3.0	3.0	mg/L	1		2320B-2011	Total/NA

Client Sample ID: Baseline Filtered — Lab Sample ID: 705-56172-2

Analyte	Result	Qualifier	RL	MDL	Unit	Dil Fac	D	Method	Prep Type
Chloride	9.6		1.0	0.98	mg/L	1		300.0	Total/NA
Fluoride	0.18	J	0.20	0.081	mg/L	1		300.0	Total/NA
Sulfate	180		10	7.7	mg/L	10		300.0	Total/NA
Barium, Dissolved	0.014	J	0.020	0.0035	mg/L	1		6010D	Dissolved
Calcium, Dissolved	42		0.10	0.038	mg/L	1		6010D	Dissolved
Cobalt, Dissolved	0.0037	J	0.020	0.0015	mg/L	1		6010D	Dissolved
Lithium, Dissolved	0.15		0.020	0.0037	mg/L	1		6010D	Dissolved
Magnesium, Dissolved	3.8		0.10	0.036	mg/L	1		6010D	Dissolved
Manganese, Dissolved	0.056		0.015	0.0013	mg/L	1		6010D	Dissolved
Potassium, Dissolved	3.8		0.50	0.32	mg/L	1		6010D	Dissolved
Sodium, Dissolved	20	B	1.0	0.039	mg/L	1		6010D	Dissolved
Alkalinity	30		3.0	3.0	mg/L	1		2320B-2011	Total/NA

This Detection Summary does not include radiochemical test results.

Client Sample Results

Client: Arcadis US Inc
Project/Site: Plant McIntosh

Job ID: 705-56172-1

Client Sample ID: Baseline Unfiltered

Lab Sample ID: 705-56172-1
Date Collected: 01/29/26 16:15
Matrix: Water
Date Received: 01/30/26 11:20

Method: EPA 300.0 - Anions, Ion Chromatography

Analyte	Result	Qualifier	RL	MDL	Unit	D	Prepared	Analyzed	Dil Fac
Chloride	9.6		1.0	0.98	mg/L			01/30/26 20:11	1
Fluoride	0.17	J	0.20	0.081	mg/L			01/30/26 20:11	1
Sulfate	180		10	7.7	mg/L			02/01/26 11:53	10

Method: SW846 6010D - Metals (ICP)

Analyte	Result	Qualifier	RL	MDL	Unit	D	Prepared	Analyzed	Dil Fac
Aluminum	1.0		0.20	0.063	mg/L		02/02/26 13:47	02/05/26 00:28	1
Antimony	<0.0075		0.020	0.0075	mg/L		02/02/26 13:47	02/05/26 00:28	1
Arsenic	<0.0099		0.050	0.0099	mg/L		02/02/26 13:47	02/05/26 00:28	1
Barium	0.023		0.020	0.0035	mg/L		02/02/26 13:47	02/05/26 00:28	1
Beryllium	<0.0014		0.010	0.0014	mg/L		02/02/26 13:47	02/05/26 00:28	1
Cadmium	0.0015	J	0.0050	0.00080	mg/L		02/02/26 13:47	02/05/26 00:28	1
Calcium	50		0.10	0.038	mg/L		02/02/26 13:47	02/05/26 00:28	1
Chromium	0.0045	J	0.010	0.0038	mg/L		02/02/26 13:47	02/05/26 00:28	1
Cobalt	0.0083	J	0.020	0.0015	mg/L		02/02/26 13:47	02/05/26 00:28	1
Iron	1.2		0.10	0.035	mg/L		02/02/26 13:47	02/05/26 00:28	1
Lead	<0.0061		0.010	0.0061	mg/L		02/02/26 13:47	02/05/26 00:28	1
Lithium	0.13		0.020	0.0037	mg/L		02/02/26 13:47	02/10/26 11:27	1
Magnesium	4.4		0.10	0.036	mg/L		02/02/26 13:47	02/05/26 00:28	1
Manganese	0.099		0.015	0.0013	mg/L		02/02/26 13:47	02/05/26 00:28	1
Molybdenum	<0.0092		0.050	0.0092	mg/L		02/02/26 13:47	02/05/26 00:28	1
Potassium	4.1		0.50	0.32	mg/L		02/02/26 13:47	02/05/26 00:28	1
Selenium	<0.011		0.020	0.011	mg/L		02/02/26 13:47	02/05/26 00:28	1
Sodium	30	B	1.0	0.039	mg/L		02/02/26 13:47	02/05/26 00:28	1
Thallium	<0.015		0.020	0.015	mg/L		02/02/26 13:47	02/05/26 00:28	1

General Chemistry

Analyte	Result	Qualifier	RL	MDL	Unit	D	Prepared	Analyzed	Dil Fac
Alkalinity (SM 2320B-2011)	29		3.0	3.0	mg/L			02/04/26 15:40	1

Client Sample ID: Baseline Filtered

Lab Sample ID: 705-56172-2
Date Collected: 01/29/26 16:20
Matrix: Water
Date Received: 01/30/26 11:20

Method: EPA 300.0 - Anions, Ion Chromatography

Analyte	Result	Qualifier	RL	MDL	Unit	D	Prepared	Analyzed	Dil Fac
Chloride	9.6		1.0	0.98	mg/L			01/30/26 20:22	1
Fluoride	0.18	J	0.20	0.081	mg/L			01/30/26 20:22	1
Sulfate	180		10	7.7	mg/L			02/01/26 12:04	10

Method: SW846 6010D - Metals (ICP) - Dissolved

Analyte	Result	Qualifier	RL	MDL	Unit	D	Prepared	Analyzed	Dil Fac
Aluminum, Dissolved	<0.063		0.20	0.063	mg/L			02/03/26 14:28	1
Antimony, Dissolved	<0.0075		0.020	0.0075	mg/L			02/03/26 14:28	1
Arsenic, Dissolved	<0.0099		0.050	0.0099	mg/L			02/03/26 14:28	1
Barium, Dissolved	0.014	J	0.020	0.0035	mg/L			02/03/26 14:28	1
Beryllium, Dissolved	<0.0014		0.010	0.0014	mg/L			02/03/26 14:28	1
Cadmium, Dissolved	<0.00080		0.0050	0.00080	mg/L			02/03/26 14:28	1
Calcium, Dissolved	42		0.10	0.038	mg/L			02/03/26 14:28	1
Chromium, Dissolved	<0.0038		0.010	0.0038	mg/L			02/03/26 14:28	1
Cobalt, Dissolved	0.0037	J	0.020	0.0015	mg/L			02/03/26 14:28	1

Client Sample Results

Client: Arcadis US Inc
Project/Site: Plant McIntosh

Job ID: 705-56172-1

Client Sample ID: Baseline Filtered

Date Collected: 01/29/26 16:20
Date Received: 01/30/26 11:20

Lab Sample ID: 705-56172-2

Matrix: Water

Method: SW846 6010D - Metals (ICP) - Dissolved (Continued)

Analyte	Result	Qualifier	RL	MDL	Unit	D	Prepared	Analyzed	Dil Fac
Iron, Dissolved	<0.035		0.10	0.035	mg/L			02/03/26 14:28	1
Lead, Dissolved	<0.0061		0.010	0.0061	mg/L			02/03/26 14:28	1
Lithium, Dissolved	**0.15**		0.020	0.0037	mg/L			02/10/26 11:45	1
Magnesium, Dissolved	**3.8**		0.10	0.036	mg/L			02/03/26 14:28	1
Manganese, Dissolved	**0.056**		0.015	0.0013	mg/L			02/03/26 14:28	1
Molybdenum, Dissolved	<0.0092		0.050	0.0092	mg/L			02/03/26 14:28	1
Potassium, Dissolved	**3.8**		0.50	0.32	mg/L			02/03/26 14:28	1
Selenium, Dissolved	<0.011		0.020	0.011	mg/L			02/03/26 14:28	1
Sodium, Dissolved	**20**	**B**	1.0	0.039	mg/L			02/03/26 14:28	1
Thallium, Dissolved	<0.015		0.020	0.015	mg/L			02/03/26 14:28	1

General Chemistry

Analyte	Result	Qualifier	RL	MDL	Unit	D	Prepared	Analyzed	Dil Fac
Alkalinity (SM 2320B-2011)	**30**		3.0	3.0	mg/L			02/04/26 15:40	1

Method Summary

Client: Arcadis US Inc
Project/Site: Plant McIntosh

Job ID: 705-56172-1

Method	Method Description	Protocol	Laboratory
300.0	Anions, Ion Chromatography	EPA	EET ATL
6010D	Metals (ICP)	SW846	EET ATL
2320B-2011	Alkalinity, Total	SM	EET ATL
3010A	Preparation, Total Metals	SW846	EET ATL

Protocol References:

EPA = US Environmental Protection Agency

SM = "Standard Methods For The Examination Of Water And Wastewater"

SW846 = "Test Methods For Evaluating Solid Waste, Physical/Chemical Methods", Third Edition, November 1986 And Its Updates.

Laboratory References:

EET ATL = Eurofins Atlanta, 3080 Presidential Dr, Atlanta, GA 30340, TEL (770)457-8177

Lab Chronicle

Client: Arcadis US Inc
Project/Site: Plant McIntosh

Job ID: 705-56172-1

Client Sample ID: Baseline Unfiltered

Lab Sample ID: 705-56172-1
Date Collected: 01/29/26 16:15
Matrix: Water
Date Received: 01/30/26 11:20

Prep Type	Batch Type	Batch Method	Run	Dil Factor	Initial Amount	Final Amount	Batch Number	Prepared or Analyzed	Analyst	Lab
Total/NA	Analysis	300.0		1			111188	01/30/26 20:11	MS	EET ATL
Total/NA	Analysis	300.0		10			111188	02/01/26 11:53	MS	EET ATL
Total/NA	Prep	3010A			50 mL	50 mL	111473	02/02/26 13:47	SA	EET ATL
Total/NA	Analysis	6010D		1			112114	02/05/26 00:28	DS	EET ATL
Total/NA	Prep	3010A			50 mL	50 mL	111473	02/02/26 13:47	SA	EET ATL
Total/NA	Analysis	6010D		1			113180	02/10/26 11:27	DS	EET ATL
Total/NA	Analysis	2320B-2011		1	50 mL	50 mL	112005	02/04/26 15:40	AH	EET ATL

Client Sample ID: Baseline Filtered

Lab Sample ID: 705-56172-2
Date Collected: 01/29/26 16:20
Matrix: Water
Date Received: 01/30/26 11:20

Prep Type	Batch Type	Batch Method	Run	Dil Factor	Initial Amount	Final Amount	Batch Number	Prepared or Analyzed	Analyst	Lab
Total/NA	Analysis	300.0		1			111188	01/30/26 20:22	MS	EET ATL
Total/NA	Analysis	300.0		10			111188	02/01/26 12:04	MS	EET ATL
Dissolved	Analysis	6010D		1			111813	02/03/26 14:28	DS	EET ATL
Dissolved	Analysis	6010D		1			113181	02/10/26 11:45	DS	EET ATL
Total/NA	Analysis	2320B-2011		1	50 mL	50 mL	112005	02/04/26 15:40	AH	EET ATL

Laboratory References:

EET ATL = Eurofins Atlanta, 3080 Presidential Dr, Atlanta, GA 30340, TEL (770)457-8177

QC Sample Results

Client: Arcadis US Inc
Project/Site: Plant McIntosh

Job ID: 705-56172-1

Method: 300.0 - Anions, Ion Chromatography

Lab Sample ID: MB 705-111188/3
Matrix: Water
Analysis Batch: 111188

Client Sample ID: Method Blank
Prep Type: Total/NA

Analyte	MB Result	MB Qualifier	RL	MDL	Unit	D	Prepared	Analyzed	Dil Fac
Chloride	<0.98		1.0	0.98	mg/L			01/30/26 14:56	1
Fluoride	<0.081		0.20	0.081	mg/L			01/30/26 14:56	1
Sulfate	<0.77		1.0	0.77	mg/L			01/30/26 14:56	1

Lab Sample ID: LCS 705-111188/4
Matrix: Water
Analysis Batch: 111188

Client Sample ID: Lab Control Sample
Prep Type: Total/NA

Analyte	Spike Added	LCS Result	LCS Qualifier	Unit	D	%Rec	%Rec Limits
Chloride	10.0	9.84		mg/L		98	90 - 110
Fluoride	5.00	4.85		mg/L		97	90 - 110
Sulfate	25.0	25.9		mg/L		104	90 - 110

Lab Sample ID: 705-56126-A-1 MS
Matrix: Water
Analysis Batch: 111188

Client Sample ID: Matrix Spike
Prep Type: Total/NA

Analyte	Sample Result	Sample Qualifier	Spike Added	MS Result	MS Qualifier	Unit	D	%Rec	%Rec Limits
Chloride	5.3		10.0	14.9		mg/L		97	90 - 110
Fluoride	0.094	J	5.00	4.65		mg/L		91	90 - 110
Sulfate	2.5		25.0	26.3		mg/L		95	90 - 110

Lab Sample ID: 705-56126-A-1 MSD
Matrix: Water
Analysis Batch: 111188

Client Sample ID: Matrix Spike Duplicate
Prep Type: Total/NA

Analyte	Sample Result	Sample Qualifier	Spike Added	MSD Result	MSD Qualifier	Unit	D	%Rec	%Rec Limits	RPD	RPD Limit
Chloride	5.3		10.0	15.0		mg/L		98	90 - 110	1	20
Fluoride	0.094	J	5.00	4.73		mg/L		93	90 - 110	2	20
Sulfate	2.5		25.0	25.7		mg/L		93	90 - 110	3	20

Method: 6010D - Metals (ICP)

Lab Sample ID: MB 705-111473/1-A
Matrix: Water
Analysis Batch: 112114

Client Sample ID: Method Blank
Prep Type: Total/NA
Prep Batch: 111473

Analyte	MB Result	MB Qualifier	RL	MDL	Unit	D	Prepared	Analyzed	Dil Fac
Aluminum	<0.063		0.20	0.063	mg/L		02/02/26 13:47	02/05/26 00:01	1
Antimony	<0.0075		0.020	0.0075	mg/L		02/02/26 13:47	02/05/26 00:01	1
Arsenic	<0.0099		0.050	0.0099	mg/L		02/02/26 13:47	02/05/26 00:01	1
Barium	<0.0035		0.020	0.0035	mg/L		02/02/26 13:47	02/05/26 00:01	1
Beryllium	<0.0014		0.010	0.0014	mg/L		02/02/26 13:47	02/05/26 00:01	1
Cadmium	<0.00080		0.0050	0.00080	mg/L		02/02/26 13:47	02/05/26 00:01	1
Calcium	<0.038		0.10	0.038	mg/L		02/02/26 13:47	02/05/26 00:01	1
Chromium	<0.0038		0.010	0.0038	mg/L		02/02/26 13:47	02/05/26 00:01	1
Cobalt	<0.0015		0.020	0.0015	mg/L		02/02/26 13:47	02/05/26 00:01	1
Iron	<0.035		0.10	0.035	mg/L		02/02/26 13:47	02/05/26 00:01	1
Lead	<0.0061		0.010	0.0061	mg/L		02/02/26 13:47	02/05/26 00:01	1
Magnesium	<0.036		0.10	0.036	mg/L		02/02/26 13:47	02/05/26 00:01	1

Method: 6010D - Metals (ICP) (Continued)

Lab Sample ID: MB 705-111473/1-A — **Client Sample ID: Method Blank**
Matrix: Water — **Prep Type: Total/NA**
Analysis Batch: 112114 — **Prep Batch: 111473**

Analyte	MB Result	MB Qualifier	RL	MDL	Unit	D	Prepared	Analyzed	Dil Fac
Manganese	<0.0013		0.015	0.0013	mg/L		02/02/26 13:47	02/05/26 00:01	1
Molybdenum	<0.0092		0.050	0.0092	mg/L		02/02/26 13:47	02/05/26 00:01	1
Potassium	<0.32		0.50	0.32	mg/L		02/02/26 13:47	02/05/26 00:01	1
Selenium	<0.011		0.020	0.011	mg/L		02/02/26 13:47	02/05/26 00:01	1
Sodium	0.180	J	1.0	0.039	mg/L		02/02/26 13:47	02/05/26 00:01	1
Thallium	<0.015		0.020	0.015	mg/L		02/02/26 13:47	02/05/26 00:01	1

Lab Sample ID: MB 705-111473/1-A — **Client Sample ID: Method Blank**
Matrix: Water — **Prep Type: Total/NA**
Analysis Batch: 113180 — **Prep Batch: 111473**

Analyte	MB Result	MB Qualifier	RL	MDL	Unit	D	Prepared	Analyzed	Dil Fac
Lithium	<0.0037		0.020	0.0037	mg/L		02/02/26 13:47	02/10/26 11:14	1

Lab Sample ID: LCS 705-111473/2-A — **Client Sample ID: Lab Control Sample**
Matrix: Water — **Prep Type: Total/NA**
Analysis Batch: 112114 — **Prep Batch: 111473**

Analyte	Spike Added	LCS Result	LCS Qualifier	Unit	D	%Rec	%Rec Limits
Aluminum	10.0	9.77		mg/L		98	80 - 120
Antimony	1.00	1.01		mg/L		101	80 - 120
Arsenic	1.00	0.994		mg/L		99	80 - 120
Barium	1.00	1.02		mg/L		102	80 - 120
Beryllium	1.00	0.989		mg/L		99	80 - 120
Cadmium	1.00	1.02		mg/L		102	80 - 120
Calcium	10.0	10.1		mg/L		101	80 - 120
Chromium	1.00	0.980		mg/L		98	80 - 120
Cobalt	1.00	0.954		mg/L		95	80 - 120
Iron	10.0	10.6		mg/L		106	80 - 120
Lead	1.00	1.01		mg/L		101	80 - 120
Magnesium	10.0	9.94		mg/L		99	80 - 120
Manganese	1.00	0.959		mg/L		96	80 - 120
Molybdenum	1.00	1.03		mg/L		103	80 - 120
Potassium	10.0	9.65		mg/L		97	80 - 120
Selenium	1.00	0.975		mg/L		98	80 - 120
Sodium	10.0	10.1		mg/L		101	80 - 120
Thallium	1.00	1.00		mg/L		100	80 - 120

Lab Sample ID: LCS 705-111473/2-A — **Client Sample ID: Lab Control Sample**
Matrix: Water — **Prep Type: Total/NA**
Analysis Batch: 113180 — **Prep Batch: 111473**

Analyte	Spike Added	LCS Result	LCS Qualifier	Unit	D	%Rec	%Rec Limits
Lithium	1.00	0.995		mg/L		99	80 - 120

Method: 6010D - Metals (ICP) (Continued)

Lab Sample ID: 705-56157-A-1-B MS
Matrix: Water
Analysis Batch: 112114

Client Sample ID: Matrix Spike
Prep Type: Total/NA
Prep Batch: 111473

Analyte	Sample Result	Sample Qualifier	Spike Added	MS Result	MS Qualifier	Unit	D	%Rec	%Rec Limits
Aluminum	0.13	J	10.0	10.1		mg/L		100	75 - 125
Antimony	<0.0075		1.00	1.01		mg/L		101	75 - 125
Arsenic	<0.0099		1.00	1.00		mg/L		100	75 - 125
Barium	0.041		1.00	1.05		mg/L		101	75 - 125
Beryllium	<0.0014		1.00	0.983		mg/L		98	75 - 125
Cadmium	<0.00080		1.00	1.01		mg/L		101	75 - 125
Calcium	9.7		10.0	19.8		mg/L		101	75 - 125
Chromium	<0.0038		1.00	0.977		mg/L		98	75 - 125
Cobalt	0.015	J	1.00	0.968		mg/L		95	75 - 125
Iron	0.80		10.0	11.2		mg/L		104	75 - 125
Lead	<0.0061		1.00	1.01		mg/L		101	75 - 125
Magnesium	2.1		10.0	12.0		mg/L		99	75 - 125
Manganese	1.1		1.00	2.06		mg/L		96	75 - 125
Molybdenum	<0.0092		1.00	1.03		mg/L		103	75 - 125
Potassium	0.68		10.0	10.5		mg/L		98	75 - 125
Selenium	<0.011		1.00	0.983		mg/L		98	75 - 125
Sodium	2.1	B	10.0	12.2		mg/L		101	75 - 125
Thallium	<0.015		1.00	1.00		mg/L		100	75 - 125

Lab Sample ID: 705-56157-A-1-B MS
Matrix: Water
Analysis Batch: 113180

Client Sample ID: Matrix Spike
Prep Type: Total/NA
Prep Batch: 111473

Analyte	Sample Result	Sample Qualifier	Spike Added	MS Result	MS Qualifier	Unit	D	%Rec	%Rec Limits
Lithium	0.095		1.00	1.35		mg/L		125	75 - 125

Lab Sample ID: 705-56157-A-1-C MSD
Matrix: Water
Analysis Batch: 112114

Client Sample ID: Matrix Spike Duplicate
Prep Type: Total/NA
Prep Batch: 111473

Analyte	Sample Result	Sample Qualifier	Spike Added	MSD Result	MSD Qualifier	Unit	D	%Rec	%Rec Limits	RPD	RPD Limit
Aluminum	0.13	J	10.0	10.1		mg/L		100	75 - 125	0	20
Antimony	<0.0075		1.00	1.01		mg/L		101	75 - 125	0	20
Arsenic	<0.0099		1.00	1.01		mg/L		101	75 - 125	1	20
Barium	0.041		1.00	1.06		mg/L		101	75 - 125	0	20
Beryllium	<0.0014		1.00	0.988		mg/L		99	75 - 125	0	20
Cadmium	<0.00080		1.00	1.01		mg/L		101	75 - 125	0	20
Calcium	9.7		10.0	19.8		mg/L		101	75 - 125	0	20
Chromium	<0.0038		1.00	0.981		mg/L		98	75 - 125	0	20
Cobalt	0.015	J	1.00	0.975		mg/L		96	75 - 125	1	20
Iron	0.80		10.0	11.2		mg/L		104	75 - 125	0	20
Lead	<0.0061		1.00	1.01		mg/L		101	75 - 125	0	20
Magnesium	2.1		10.0	12.0		mg/L		99	75 - 125	0	20
Manganese	1.1		1.00	2.06		mg/L		97	75 - 125	0	20
Molybdenum	<0.0092		1.00	1.03		mg/L		103	75 - 125	0	20
Potassium	0.68		10.0	10.6		mg/L		99	75 - 125	0	20
Selenium	<0.011		1.00	0.980		mg/L		98	75 - 125	0	20
Sodium	2.1	B	10.0	12.2		mg/L		101	75 - 125	0	20
Thallium	<0.015		1.00	1.01		mg/L		101	75 - 125	1	20

QC Sample Results

Client: Arcadis US Inc
Project/Site: Plant McIntosh

Job ID: 705-56172-1

Method: 6010D - Metals (ICP)

Lab Sample ID: 705-56157-A-1-C MSD
Matrix: Water
Analysis Batch: 113180

Client Sample ID: Matrix Spike Duplicate
Prep Type: Total/NA
Prep Batch: 111473

Analyte	Sample Result	Sample Qualifier	Spike Added	MSD Result	MSD Qualifier	Unit	D	%Rec	%Rec Limits	RPD	RPD Limit
Lithium	0.095		1.00	1.29		mg/L		119	75 - 125	5	20

Lab Sample ID: MB 705-111460/1-A
Matrix: Water
Analysis Batch: 111813

Client Sample ID: Method Blank
Prep Type: Dissolved

Analyte	MB Result	MB Qualifier	RL	MDL	Unit	D	Prepared	Analyzed	Dil Fac
Aluminum, Dissolved	<0.063		0.20	0.063	mg/L			02/03/26 13:37	1
Antimony, Dissolved	<0.0075		0.020	0.0075	mg/L			02/03/26 13:37	1
Arsenic, Dissolved	<0.0099		0.050	0.0099	mg/L			02/03/26 13:37	1
Barium, Dissolved	<0.0035		0.020	0.0035	mg/L			02/03/26 13:37	1
Beryllium, Dissolved	<0.0014		0.010	0.0014	mg/L			02/03/26 13:37	1
Cadmium, Dissolved	<0.00080		0.0050	0.00080	mg/L			02/03/26 13:37	1
Calcium, Dissolved	<0.038		0.10	0.038	mg/L			02/03/26 13:37	1
Chromium, Dissolved	<0.0038		0.010	0.0038	mg/L			02/03/26 13:37	1
Cobalt, Dissolved	<0.0015		0.020	0.0015	mg/L			02/03/26 13:37	1
Iron, Dissolved	<0.035		0.10	0.035	mg/L			02/03/26 13:37	1
Lead, Dissolved	<0.0061		0.010	0.0061	mg/L			02/03/26 13:37	1
Magnesium, Dissolved	<0.036		0.10	0.036	mg/L			02/03/26 13:37	1
Manganese, Dissolved	<0.0013		0.015	0.0013	mg/L			02/03/26 13:37	1
Molybdenum, Dissolved	<0.0092		0.050	0.0092	mg/L			02/03/26 13:37	1
Potassium, Dissolved	<0.32		0.50	0.32	mg/L			02/03/26 13:37	1
Selenium, Dissolved	<0.011		0.020	0.011	mg/L			02/03/26 13:37	1
Sodium, Dissolved	0.234	J	1.0	0.039	mg/L			02/03/26 13:37	1
Thallium, Dissolved	<0.015		0.020	0.015	mg/L			02/03/26 13:37	1

Lab Sample ID: LCS 705-111460/2-A
Matrix: Water
Analysis Batch: 111813

Client Sample ID: Lab Control Sample
Prep Type: Dissolved

Analyte	Spike Added	LCS Result	LCS Qualifier	Unit	D	%Rec	%Rec Limits
Aluminum, Dissolved	10.0	9.09		mg/L		91	80 - 120
Antimony, Dissolved	1.00	0.994		mg/L		99	80 - 120
Arsenic, Dissolved	1.00	0.894		mg/L		89	80 - 120
Barium, Dissolved	1.00	0.915		mg/L		92	80 - 120
Beryllium, Dissolved	1.00	0.864		mg/L		86	80 - 120
Cadmium, Dissolved	1.00	0.912		mg/L		91	80 - 120
Calcium, Dissolved	10.0	8.63		mg/L		86	80 - 120
Chromium, Dissolved	1.00	0.872		mg/L		87	80 - 120
Cobalt, Dissolved	1.00	0.894		mg/L		89	80 - 120
Iron, Dissolved	10.0	8.78		mg/L		88	80 - 120
Lead, Dissolved	1.00	0.890		mg/L		89	80 - 120
Magnesium, Dissolved	10.0	8.89		mg/L		89	80 - 120
Manganese, Dissolved	1.00	0.882		mg/L		88	80 - 120
Molybdenum, Dissolved	1.00	0.825		mg/L		82	80 - 120
Potassium, Dissolved	10.0	8.89		mg/L		89	80 - 120
Selenium, Dissolved	1.00	0.903		mg/L		90	80 - 120
Sodium, Dissolved	10.0	8.99		mg/L		90	80 - 120
Thallium, Dissolved	1.00	0.898		mg/L		90	80 - 120

QC Sample Results

Client: Arcadis US Inc
Project/Site: Plant McIntosh

Job ID: 705-56172-1

Method: 6010D - Metals (ICP)

Lab Sample ID: 705-56217-B-3-B MS
Matrix: Water
Analysis Batch: 111813

Client Sample ID: Matrix Spike
Prep Type: Dissolved

Analyte	Sample Result	Sample Qualifier	Spike Added	MS Result	MS Qualifier	Unit	D	%Rec	%Rec Limits
Aluminum, Dissolved	<0.063		10.0	9.08		mg/L		91	75 - 125
Antimony, Dissolved	<0.0075		1.00	0.980		mg/L		98	75 - 125
Arsenic, Dissolved	<0.0099		1.00	0.903		mg/L		90	75 - 125
Barium, Dissolved	0.013	J	1.00	0.920		mg/L		91	75 - 125
Beryllium, Dissolved	<0.0014		1.00	0.862		mg/L		86	75 - 125
Cadmium, Dissolved	<0.00080		1.00	0.903		mg/L		90	75 - 125
Calcium, Dissolved	6.5		10.0	15.0		mg/L		84	75 - 125
Chromium, Dissolved	<0.0038		1.00	0.865		mg/L		87	75 - 125
Cobalt, Dissolved	<0.0015		1.00	0.885		mg/L		89	75 - 125
Iron, Dissolved	<0.035		10.0	8.70		mg/L		87	75 - 125
Lead, Dissolved	<0.0061		1.00	0.879		mg/L		88	75 - 125
Magnesium, Dissolved	1.4		10.0	10.1		mg/L		87	75 - 125
Manganese, Dissolved	0.022		1.00	0.898		mg/L		88	75 - 125
Molybdenum, Dissolved	<0.0092		1.00	0.837		mg/L		84	75 - 125
Potassium, Dissolved	1.4		10.0	10.7		mg/L		93	75 - 125
Selenium, Dissolved	<0.011		1.00	0.924		mg/L		92	75 - 125
Sodium, Dissolved	3.8	B	10.0	12.9		mg/L		90	75 - 125
Thallium, Dissolved	<0.015		1.00	0.896		mg/L		90	75 - 125

Lab Sample ID: 705-56217-B-3-C MSD
Matrix: Water
Analysis Batch: 111813

Client Sample ID: Matrix Spike Duplicate
Prep Type: Dissolved

Analyte	Sample Result	Sample Qualifier	Spike Added	MSD Result	MSD Qualifier	Unit	D	%Rec	%Rec Limits	RPD	RPD Limit
Aluminum, Dissolved	<0.063		10.0	8.95		mg/L		89	75 - 125	1	20
Antimony, Dissolved	<0.0075		1.00	0.968		mg/L		97	75 - 125	1	20
Arsenic, Dissolved	<0.0099		1.00	0.893		mg/L		89	75 - 125	1	20
Barium, Dissolved	0.013	J	1.00	0.908		mg/L		90	75 - 125	1	20
Beryllium, Dissolved	<0.0014		1.00	0.849		mg/L		85	75 - 125	2	20
Cadmium, Dissolved	<0.00080		1.00	0.891		mg/L		89	75 - 125	1	20
Calcium, Dissolved	6.5		10.0	14.9		mg/L		83	75 - 125	1	20
Chromium, Dissolved	<0.0038		1.00	0.854		mg/L		85	75 - 125	1	20
Cobalt, Dissolved	<0.0015		1.00	0.874		mg/L		87	75 - 125	1	20
Iron, Dissolved	<0.035		10.0	8.60		mg/L		86	75 - 125	1	20
Lead, Dissolved	<0.0061		1.00	0.864		mg/L		86	75 - 125	2	20
Magnesium, Dissolved	1.4		10.0	9.99		mg/L		86	75 - 125	1	20
Manganese, Dissolved	0.022		1.00	0.886		mg/L		86	75 - 125	1	20
Molybdenum, Dissolved	<0.0092		1.00	0.842		mg/L		84	75 - 125	1	20
Potassium, Dissolved	1.4		10.0	10.5		mg/L		92	75 - 125	1	20
Selenium, Dissolved	<0.011		1.00	0.927		mg/L		93	75 - 125	0	20
Sodium, Dissolved	3.8	B	10.0	12.7		mg/L		89	75 - 125	1	20
Thallium, Dissolved	<0.015		1.00	0.881		mg/L		88	75 - 125	2	20

Lab Sample ID: MB 705-111460/1-A
Matrix: Water
Analysis Batch: 113181

Client Sample ID: Method Blank
Prep Type: Dissolved

Analyte	MB Result	MB Qualifier	RL	MDL	Unit	D	Prepared	Analyzed	Dil Fac
Lithium, Dissolved	<0.0037		0.020	0.0037	mg/L			02/10/26 11:28	1

QC Sample Results

Client: Arcadis US Inc
Project/Site: Plant McIntosh

Job ID: 705-56172-1

Method: 6010D - Metals (ICP)

Lab Sample ID: LCS 705-111460/2-A
Matrix: Water
Analysis Batch: 113181

Client Sample ID: Lab Control Sample
Prep Type: Dissolved

Analyte			Spike Added	LCS Result	LCS Qualifier	Unit	D	%Rec	%Rec Limits		
Lithium, Dissolved			1.00	1.06		mg/L		106	80 - 120		

Lab Sample ID: 705-56217-B-3-B MS
Matrix: Water
Analysis Batch: 113181

Client Sample ID: Matrix Spike
Prep Type: Dissolved

Analyte	Sample Result	Sample Qualifier	Spike Added	MS Result	MS Qualifier	Unit	D	%Rec	%Rec Limits		
Lithium, Dissolved	<0.0037		1.00	1.10		mg/L		110	75 - 125		

Lab Sample ID: 705-56217-B-3-C MSD
Matrix: Water
Analysis Batch: 113181

Client Sample ID: Matrix Spike Duplicate
Prep Type: Dissolved

Analyte	Sample Result	Sample Qualifier	Spike Added	MSD Result	MSD Qualifier	Unit	D	%Rec	%Rec Limits	RPD	RPD Limit
Lithium, Dissolved	<0.0037		1.00	1.08		mg/L		108	75 - 125	1	20

Method: 2320B-2011 - Alkalinity, Total

Lab Sample ID: LCS 705-112005/1
Matrix: Water
Analysis Batch: 112005

Client Sample ID: Lab Control Sample
Prep Type: Total/NA

Analyte			Spike Added	LCS Result	LCS Qualifier	Unit	D	%Rec	%Rec Limits		
Alkalinity			125	131		mg/L		105	90 - 110		

Lab Sample ID: 705-55954-A-1 DU
Matrix: Water
Analysis Batch: 112005

Client Sample ID: Duplicate
Prep Type: Total/NA

Analyte	Sample Result	Sample Qualifier		DU Result	DU Qualifier	Unit	D			RPD	RPD Limit
Alkalinity	52			54.4		mg/L				5	30

QC Association Summary

Client: Arcadis US Inc
Project/Site: Plant McIntosh

Job ID: 705-56172-1

HPLC/IC

Analysis Batch: 111188

Lab Sample ID	Client Sample ID	Prep Type	Matrix	Method	Prep Batch
705-56172-1	Baseline Unfiltered	Total/NA	Water	300.0	
705-56172-1	Baseline Unfiltered	Total/NA	Water	300.0	
705-56172-2	Baseline Filtered	Total/NA	Water	300.0	
705-56172-2	Baseline Filtered	Total/NA	Water	300.0	
MB 705-111188/3	Method Blank	Total/NA	Water	300.0	
LCS 705-111188/4	Lab Control Sample	Total/NA	Water	300.0	
705-56126-A-1 MS	Matrix Spike	Total/NA	Water	300.0	
705-56126-A-1 MSD	Matrix Spike Duplicate	Total/NA	Water	300.0	

Metals

Filtration Batch: 111460

Lab Sample ID	Client Sample ID	Prep Type	Matrix	Method	Prep Batch
MB 705-111460/1-A	Method Blank	Dissolved	Water	Filtration	
LCS 705-111460/2-A	Lab Control Sample	Dissolved	Water	Filtration	
705-56217-B-3-B MS	Matrix Spike	Dissolved	Water	Filtration	
705-56217-B-3-C MSD	Matrix Spike Duplicate	Dissolved	Water	Filtration	

Prep Batch: 111473

Lab Sample ID	Client Sample ID	Prep Type	Matrix	Method	Prep Batch
705-56172-1	Baseline Unfiltered	Total/NA	Water	3010A	
MB 705-111473/1-A	Method Blank	Total/NA	Water	3010A	
LCS 705-111473/2-A	Lab Control Sample	Total/NA	Water	3010A	
705-56157-A-1-B MS	Matrix Spike	Total/NA	Water	3010A	
705-56157-A-1-C MSD	Matrix Spike Duplicate	Total/NA	Water	3010A	

Analysis Batch: 111813

Lab Sample ID	Client Sample ID	Prep Type	Matrix	Method	Prep Batch
705-56172-2	Baseline Filtered	Dissolved	Water	6010D	
MB 705-111460/1-A	Method Blank	Dissolved	Water	6010D	111460
LCS 705-111460/2-A	Lab Control Sample	Dissolved	Water	6010D	111460
705-56217-B-3-B MS	Matrix Spike	Dissolved	Water	6010D	111460
705-56217-B-3-C MSD	Matrix Spike Duplicate	Dissolved	Water	6010D	111460

Analysis Batch: 112114

Lab Sample ID	Client Sample ID	Prep Type	Matrix	Method	Prep Batch
705-56172-1	Baseline Unfiltered	Total/NA	Water	6010D	111473
MB 705-111473/1-A	Method Blank	Total/NA	Water	6010D	111473
LCS 705-111473/2-A	Lab Control Sample	Total/NA	Water	6010D	111473
705-56157-A-1-B MS	Matrix Spike	Total/NA	Water	6010D	111473
705-56157-A-1-C MSD	Matrix Spike Duplicate	Total/NA	Water	6010D	111473

Analysis Batch: 113180

Lab Sample ID	Client Sample ID	Prep Type	Matrix	Method	Prep Batch
705-56172-1	Baseline Unfiltered	Total/NA	Water	6010D	111473
MB 705-111473/1-A	Method Blank	Total/NA	Water	6010D	111473
LCS 705-111473/2-A	Lab Control Sample	Total/NA	Water	6010D	111473
705-56157-A-1-B MS	Matrix Spike	Total/NA	Water	6010D	111473
705-56157-A-1-C MSD	Matrix Spike Duplicate	Total/NA	Water	6010D	111473

QC Association Summary

Client: Arcadis US Inc
Project/Site: Plant McIntosh

Job ID: 705-56172-1

Metals

Analysis Batch: 113181

Lab Sample ID	Client Sample ID	Prep Type	Matrix	Method	Prep Batch
705-56172-2	Baseline Filtered	Dissolved	Water	6010D	
MB 705-111460/1-A	Method Blank	Dissolved	Water	6010D	111460
LCS 705-111460/2-A	Lab Control Sample	Dissolved	Water	6010D	111460
705-56217-B-3-B MS	Matrix Spike	Dissolved	Water	6010D	111460
705-56217-B-3-C MSD	Matrix Spike Duplicate	Dissolved	Water	6010D	111460

General Chemistry

Analysis Batch: 112005

Lab Sample ID	Client Sample ID	Prep Type	Matrix	Method	Prep Batch
705-56172-1	Baseline Unfiltered	Total/NA	Water	2320B-2011	
705-56172-2	Baseline Filtered	Total/NA	Water	2320B-2011	
LCS 705-112005/1	Lab Control Sample	Total/NA	Water	2320B-2011	
705-55954-A-1 DU	Duplicate	Total/NA	Water	2320B-2011	

Accreditation/Certification Summary

Client: Arcadis US Inc
Project/Site: Plant McIntosh

Job ID: 705-56172-1

Laboratory: Eurofins Atlanta

The accreditations/certifications listed below are applicable to this report.

Authority	Program	Identification Number	Expiration Date
Florida	NELAP	E87582	06-30-26
Georgia	State	E87582	06-30-26

eurofins | Environment Testing

ANALYTICAL REPORT

PREPARED FOR

Attn: Andy Baumeister
Arcadis US Inc
4915 Prospectus Drive
Suite G
Durham, North Carolina 27713

Generated 3/12/2026 6:11:43 PM

JOB DESCRIPTION

GP Plant McIntosh

JOB NUMBER

705-58774-1

Eurofins Atlanta
3080 Presidential Dr
Atlanta GA 30340

See page two for job notes and contact information.

my EOL

Eurofins Atlanta

Job Notes

The test results in this report relate only to the samples as received by the laboratory and will meet all requirements of the methodology, with any exceptions noted. This report shall not be reproduced except in full, without the express written approval of the laboratory. All questions should be directed to the Eurofins Environment Testing Southeast, LLC Project Manager.

Authorization

Generated
3/12/2026 6:11:43 PM

Authorized for release by
David Fuller, Project Manager
David.Fuller@et.eurofinsus.com
(770)344-8986

Table of Contents

Cover Page 1
Table of Contents 3
Sample Summary 4
Chain of Custody 5
Receipt Checklists 6
Definitions/Glossary 7
Case Narrative 8
Detection Summary 9
Client Sample Results 11
Method Summary 16
Lab Chronicle 17
QC Sample Results 19
QC Association Summary 23
Certification Summary 25

Sample Summary

Client: Arcadis US Inc
Project/Site: GP Plant McIntosh

Job ID: 705-58774-1

Lab Sample ID	Client Sample ID	Matrix	Collected	Received	Sample Origin
705-58774-1	Reagent Test 1A	Water	02/25/26 13:30	02/26/26 10:03	Georgia (St)
705-58774-2	Reagent Test 2A	Water	02/25/26 13:35	02/26/26 10:03	Georgia (St)
705-58774-3	Reagent Test 3A	Water	02/25/26 13:40	02/26/26 10:03	Georgia (St)
705-58774-4	Reagent Test 4A	Water	02/25/26 13:45	02/26/26 10:03	Georgia (St)
705-58774-5	Reagent Test 5A	Water	02/25/26 13:50	02/26/26 10:03	Georgia (St)
705-58774-6	Reagent Test 6A	Water	02/25/26 13:55	02/26/26 10:03	Georgia (St)
705-58774-7	Reagent Test 7A	Water	02/25/26 14:00	02/26/26 10:03	Georgia (St)

ARCADIS

CHAIN OF CUSTODY & LABORATORY ANALYSIS REQUEST FORM

LAB REFERENCE NUMBER:
TALS# 70505860

Page 1 of 1

PROJECT NUMBER	PROJECT NAME	SAMPLE ORIGIN
30250944 task 2B	GP McIntosh	McIntosh, GA

SEND RESULTS TO: Andy Baumeister | EMAIL ADDRESS: andrew.baumeister@arcadis.com | TELEPHONE: +1 919 328-5597

SAMPLERS: Tessa Davis

REQUESTED ANALYSES

SAMPLE ID	DATE	TIME	MATRIX	COMPOSITE / GRAB	QUANTITY	1	2	3	4	5	6	7	8	9	10	11	12	13	14	15	REMARKS
Reagent Test 1A	02/25/26	13:30	GW	Composite	2	X		X													Dissolved/field filtered
Reagent Test 2A	02/25/26	13:35	GW	Composite	2	X		X													
Reagent Test 3A	02/25/26	13:40	GW	Composite	2	X		X													
Reagent Test 4A	02/25/26	13:45	GW	Composite	2	X		X													
Reagent Test 5A	02/25/26	13:50	GW	Composite	2	X		X													
Reagent Test 6A	02/25/26	13:55	GW	Composite	2	X		X													
Reagent Test 7A	02/25/26	14:00	GW	Composite	2	X		X													

705-58774 COC

Requested Analyses		Container	Pres.
1	Metals by 6010D	250mL HDPE	HNO3
2	Alkalinity- 2320B	250mL HDPE	None
3	Cations by 300.0	250mL HDPE	None
4			
5			
6			
7			
8			
9			
10			
11			
12			
13			
14			
15			

Special Instructions/Comments:

Metals list (6010): Sb, As, Ba, Be, Cd, Ca, Cr, Co, Fe, K, Na, Pb, Li, Mg, Mn, Mo, Se, Tl

Ions list (300.0): Chloride, Sulfate, Fluoride

Samples regulated by USDA for domestic quarantine

☐ Special QA/QC Instructions
☐ USDA Regulated
☐ Packed with Ice

Laboratory Information for Login - USE TALS PROJECT 70505860 (MUST BE AN EET-ATL (705) JOB FOR INVOICING)

Lab Name: Eurofins Atlanta
Lab Project Manager: David Fuller
David.Fuller@ET.EurofinsUS.com / 770-344-8986
Turnaround Requirements:

☐ Custody seal intact
☐ Samples intact

Shipping Tracking #:
Cooler Temp:

Relinquished by:	DATE	TIME	Received by:	DATE	TIME
Tessa Davis	02/25/26	17:00	[illegible]	2/26/26	10:03
Relinquished by:	DATE	TIME	Received by:	DATE	TIME

1. A #266

Login Sample Receipt Checklist

Client: Arcadis US Inc

Job Number: 705-58774-1

Login Number: 58774
List Number: 1
Creator: Ceclu, Rodica

List Source: Eurofins Atlanta

Question	Answer	Comment
The cooler's custody seal, if present, is intact.	True	
The cooler does not appear to have been compromised or tampered with.	True	
Samples were received on ice.	True	
Cooler Temperature is acceptable.	True	
Cooler Temperature is recorded.	True	
COC present.	True	
COC is filled out in ink and legible.	True	
COC is filled out with all pertinent information.	True	
Sample custody seals, if present, are intact.	True	
Sample collection date/times are provided.	True	
The samples do not appear to have been compromised or tampered with.	True	
Containers are not broken or leaking.	True	
There are no discrepancies between the containers received and the COC.	True	
Sample containers have legible labels.	True	
Appropriate sample containers were rec'd and sufficient volume for all analyses.	True	
Samples are received within Holding Time (excluding tests with immediate HTs).	True	
Containers requiring zero headspace have no headspace or bubble is <6mm (1/4").	N/A	
Is there sufficient air space in bottle for bacteriological analysis.	True	

Qualifiers

HPLC/IC

Qualifier	Qualifier Description
4	MS, MSD: The analyte present in the original sample is greater than 4 times the matrix spike concentration; therefore, control limits are not applicable.
F1	MS and/or MSD recovery exceeds control limits.
J	Result is less than the RL but greater than or equal to the MDL and the concentration is an approximate value.

Metals

Qualifier	Qualifier Description
^+	Continuing Calibration Verification (CCV) is outside acceptance limits, high biased.
4	MS, MSD: The analyte present in the original sample is greater than 4 times the matrix spike concentration; therefore, control limits are not applicable.
B	Compound was found in the blank and sample.
J	Result is less than the RL but greater than or equal to the MDL and the concentration is an approximate value.

Glossary

Abbreviation	These commonly used abbreviations may or may not be present in this report.
☼	Listed under the "D" column to designate that the result is reported on a dry weight basis
%R	Percent Recovery
CFL	Contains Free Liquid
CFU	Colony Forming Unit
CNF	Contains No Free Liquid
DER	Duplicate Error Ratio (normalized absolute difference)
Dil Fac	Dilution Factor
DL	Detection Limit (DoD/DOE)
DL, RA, RE, IN	Indicates a Dilution, Re-analysis, Re-extraction, or additional Initial metals/anion analysis of the sample
DLC	Decision Level Concentration (Radiochemistry)
EDL	Estimated Detection Limit (Dioxin)
LOD	Limit of Detection (DoD/DOE)
LOQ	Limit of Quantitation (DoD/DOE)
MCL	EPA recommended "Maximum Contaminant Level"
MDA	Minimum Detectable Activity (Radiochemistry)
MDC	Minimum Detectable Concentration (Radiochemistry)
MDL	Method Detection Limit
ML	Minimum Level (Dioxin)
MPN	Most Probable Number
MQL	Method Quantitation Limit
NC	Not Calculated
ND	Not Detected at the reporting limit (or MDL or EDL if shown)
NEG	Negative / Absent
POS	Positive / Present
PQL	Practical Quantitation Limit
PRES	Presumptive
QC	Quality Control
RER	Relative Error Ratio (Radiochemistry)
RL	Reporting Limit or Requested Limit (Radiochemistry)
RPD	Relative Percent Difference, a measure of the relative difference between two points
TEF	Toxicity Equivalent Factor (Dioxin)
TEQ	Toxicity Equivalent Quotient (Dioxin)
TNTC	Too Numerous To Count

Job Narrative
705-58774-1

The analytical test results presented in this report meet all requirements of the associated regulatory program listed on the Accreditation/Certification Summary Page, unless otherwise noted. Data qualifiers and/or narrative comments are included to explain any exceptions, if applicable. Regulated compliance samples (e.g. SDWA, NPDES) must comply with associated agency requirements/permits.

- Matrix-specific batch QC (e.g., MS, MSD, SD) may not be reported when insufficient sample volume is available or when site-specific QC samples are not submitted. In such cases, a Laboratory Control Sample Duplicate (LCSD) may be analyzed to provide precision data for the batch.
- For samples analyzed using surrogate and/or isotope dilution analytes, any recoveries falling outside of established acceptance criteria are re-prepared and/or re-analyzed to confirm results, unless the deviation is due to sample dilution or otherwise explained in the case narrative.

Receipt
The samples were received on 2/26/2026 10:03 AM. Unless otherwise noted below, the samples arrived in good condition, and, where required, properly preserved and on ice. The temperature of the cooler at receipt time was 1.9°C.

HPLC/IC
No additional analytical or quality issues were noted, other than those described above or in the Definitions/ Glossary page.

Metals
Method 6010D - Dissolved: The method blank for preparation batch 705-119709 and analytical batch 705-120028 contained Sodium, Dissolved above the method detection limit. This target analyte concentration was less than the reporting limit (RL) in the method blank; therefore, re-extraction and/or re-analysis of samples was not performed.

Method 6010D - Dissolved: The continuing calibration verification (CCV) associated with batch 705-120028 recovered above the upper control limit for Molybdenum, Dissolved. The samples associated with this CCV were non-detects or batch QC for the affected analytes; therefore, the data have been reported. The associated samples are:Reagent Test 1A (705-58774-1), Reagent Test 2A (705-58774-2), Reagent Test 3A (705-58774-3), Reagent Test 4A (705-58774-4), Reagent Test 5A (705-58774-5), Reagent Test 6A (705-58774-6), Reagent Test 7A (705-58774-7), (CCV 705-120028/22), (CCV 705-120028/27), (CCV 705-120028/39), (LCS 705-119709/2-A), (MB 705-119709/1-A), (705-60187-E-3-A), (705-60187-E-3-B MS) and (705-60187-E-3-C MSD).

No additional analytical or quality issues were noted, other than those described above or in the Definitions/ Glossary page.

Detection Summary

Client: Arcadis US Inc
Project/Site: GP Plant McIntosh

Job ID: 705-58774-1

Client Sample ID: Reagent Test 1A — Lab Sample ID: 705-58774-1

Analyte	Result	Qualifier	RL	MDL	Unit	Dil Fac	D	Method	Prep Type
Chloride	10		1.0	0.98	mg/L	1		300.0	Total/NA
Fluoride	0.26		0.20	0.081	mg/L	1		300.0	Total/NA
Sulfate	170		10	7.7	mg/L	10		300.0	Total/NA
Barium, Dissolved	0.016	J	0.020	0.0035	mg/L	1		6010D	Dissolved
Calcium, Dissolved	49		0.10	0.038	mg/L	1		6010D	Dissolved
Lithium, Dissolved	0.12		0.020	0.0037	mg/L	1		6010D	Dissolved
Magnesium, Dissolved	4.0		0.10	0.036	mg/L	1		6010D	Dissolved
Manganese, Dissolved	0.046		0.015	0.0013	mg/L	1		6010D	Dissolved
Potassium, Dissolved	4.7		0.50	0.32	mg/L	1		6010D	Dissolved
Sodium, Dissolved	31	B	1.0	0.039	mg/L	1		6010D	Dissolved

Client Sample ID: Reagent Test 2A — Lab Sample ID: 705-58774-2

Analyte	Result	Qualifier	RL	MDL	Unit	Dil Fac	D	Method	Prep Type
Chloride	10		1.0	0.98	mg/L	1		300.0	Total/NA
Fluoride	0.31		0.20	0.081	mg/L	1		300.0	Total/NA
Sulfate	170		10	7.7	mg/L	10		300.0	Total/NA
Barium, Dissolved	0.030		0.020	0.0035	mg/L	1		6010D	Dissolved
Calcium, Dissolved	44		0.10	0.038	mg/L	1		6010D	Dissolved
Lithium, Dissolved	0.11		0.020	0.0037	mg/L	1		6010D	Dissolved
Magnesium, Dissolved	3.9		0.10	0.036	mg/L	1		6010D	Dissolved
Manganese, Dissolved	0.12		0.015	0.0013	mg/L	1		6010D	Dissolved
Potassium, Dissolved	5.2		0.50	0.32	mg/L	1		6010D	Dissolved
Sodium, Dissolved	31	B	1.0	0.039	mg/L	1		6010D	Dissolved

Client Sample ID: Reagent Test 3A — Lab Sample ID: 705-58774-3

Analyte	Result	Qualifier	RL	MDL	Unit	Dil Fac	D	Method	Prep Type
Chloride	12		1.0	0.98	mg/L	1		300.0	Total/NA
Fluoride	1.0		0.20	0.081	mg/L	1		300.0	Total/NA
Sulfate	190		10	7.7	mg/L	10		300.0	Total/NA
Barium, Dissolved	0.018	J	0.020	0.0035	mg/L	1		6010D	Dissolved
Calcium, Dissolved	52		0.10	0.038	mg/L	1		6010D	Dissolved
Iron, Dissolved	3.6		0.10	0.035	mg/L	1		6010D	Dissolved
Lithium, Dissolved	0.088		0.020	0.0037	mg/L	1		6010D	Dissolved
Magnesium, Dissolved	4.6		0.10	0.036	mg/L	1		6010D	Dissolved
Manganese, Dissolved	4.0		0.015	0.0013	mg/L	1		6010D	Dissolved
Potassium, Dissolved	4.3		0.50	0.32	mg/L	1		6010D	Dissolved
Sodium, Dissolved	32	B	1.0	0.039	mg/L	1		6010D	Dissolved

Client Sample ID: Reagent Test 4A — Lab Sample ID: 705-58774-4

Analyte	Result	Qualifier	RL	MDL	Unit	Dil Fac	D	Method	Prep Type
Chloride	10		1.0	0.98	mg/L	1		300.0	Total/NA
Fluoride	1.4		0.20	0.081	mg/L	1		300.0	Total/NA
Sulfate	170		10	7.7	mg/L	10		300.0	Total/NA
Aluminum, Dissolved	0.72		0.20	0.063	mg/L	1		6010D	Dissolved
Barium, Dissolved	0.0053	J	0.020	0.0035	mg/L	1		6010D	Dissolved
Calcium, Dissolved	13		0.10	0.038	mg/L	1		6010D	Dissolved
Lithium, Dissolved	0.10		0.020	0.0037	mg/L	1		6010D	Dissolved
Magnesium, Dissolved	0.86		0.10	0.036	mg/L	1		6010D	Dissolved
Manganese, Dissolved	0.0017	J	0.015	0.0013	mg/L	1		6010D	Dissolved

This Detection Summary does not include radiochemical test results.

Eurofins Atlanta

Client Sample ID: Reagent Test 4A (Continued) — Lab Sample ID: 705-58774-4

Analyte	Result	Qualifier	RL	MDL	Unit	Dil Fac	D	Method	Prep Type
Potassium, Dissolved	4.1		0.50	0.32	mg/L	1		6010D	Dissolved
Sodium, Dissolved	150	B	1.0	0.039	mg/L	1		6010D	Dissolved

Client Sample ID: Reagent Test 5A — Lab Sample ID: 705-58774-5

Analyte	Result	Qualifier	RL	MDL	Unit	Dil Fac	D	Method	Prep Type
Chloride	10		1.0	0.98	mg/L	1		300.0	Total/NA
Fluoride	2.3		0.20	0.081	mg/L	1		300.0	Total/NA
Sulfate	170		10	7.7	mg/L	10		300.0	Total/NA
Aluminum, Dissolved	4.4		0.20	0.063	mg/L	1		6010D	Dissolved
Barium, Dissolved	0.0035	J	0.020	0.0035	mg/L	1		6010D	Dissolved
Calcium, Dissolved	3.2		0.10	0.038	mg/L	1		6010D	Dissolved
Lithium, Dissolved	0.094		0.020	0.0037	mg/L	1		6010D	Dissolved
Magnesium, Dissolved	0.22		0.10	0.036	mg/L	1		6010D	Dissolved
Potassium, Dissolved	4.3		0.50	0.32	mg/L	1		6010D	Dissolved
Sodium, Dissolved	410		10	0.39	mg/L	10		6010D	Dissolved

Client Sample ID: Reagent Test 6A — Lab Sample ID: 705-58774-6

Analyte	Result	Qualifier	RL	MDL	Unit	Dil Fac	D	Method	Prep Type
Chloride	8.2		1.0	0.98	mg/L	1		300.0	Total/NA
Fluoride	0.18	J	0.20	0.081	mg/L	1		300.0	Total/NA
Sulfate	66		1.0	0.77	mg/L	1		300.0	Total/NA
Aluminum, Dissolved	0.52		0.20	0.063	mg/L	1		6010D	Dissolved
Barium, Dissolved	0.0087	J	0.020	0.0035	mg/L	1		6010D	Dissolved
Calcium, Dissolved	6.4		0.10	0.038	mg/L	1		6010D	Dissolved
Magnesium, Dissolved	0.22		0.10	0.036	mg/L	1		6010D	Dissolved
Potassium, Dissolved	3.3		0.50	0.32	mg/L	1		6010D	Dissolved
Sodium, Dissolved	28	B	1.0	0.039	mg/L	1		6010D	Dissolved

Client Sample ID: Reagent Test 7A — Lab Sample ID: 705-58774-7

Analyte	Result	Qualifier	RL	MDL	Unit	Dil Fac	D	Method	Prep Type
Chloride	8.2		1.0	0.98	mg/L	1		300.0	Total/NA
Fluoride	0.11	J	0.20	0.081	mg/L	1		300.0	Total/NA
Sulfate	51		1.0	0.77	mg/L	1		300.0	Total/NA
Aluminum, Dissolved	1.0		0.20	0.063	mg/L	1		6010D	Dissolved
Barium, Dissolved	0.0052	J	0.020	0.0035	mg/L	1		6010D	Dissolved
Calcium, Dissolved	2.5		0.10	0.038	mg/L	1		6010D	Dissolved
Magnesium, Dissolved	0.067	J	0.10	0.036	mg/L	1		6010D	Dissolved
Potassium, Dissolved	2.6		0.50	0.32	mg/L	1		6010D	Dissolved
Sodium, Dissolved	26	B	1.0	0.039	mg/L	1		6010D	Dissolved

This Detection Summary does not include radiochemical test results.

Client Sample Results

Client: Arcadis US Inc
Project/Site: GP Plant McIntosh

Job ID: 705-58774-1

Client Sample ID: Reagent Test 1A

Lab Sample ID: 705-58774-1

Date Collected: 02/25/26 13:30
Matrix: Water
Date Received: 02/26/26 10:03

Method: EPA 300.0 - Anions, Ion Chromatography

Analyte	Result	Qualifier	RL	MDL	Unit	D	Prepared	Analyzed	Dil Fac
Chloride	**10**		1.0	0.98	mg/L			02/26/26 21:23	1
Fluoride	**0.26**		0.20	0.081	mg/L			02/26/26 21:23	1
Sulfate	**170**		10	7.7	mg/L			02/27/26 11:43	10

Method: SW846 6010D - Metals (ICP) - Dissolved

Analyte	Result	Qualifier	RL	MDL	Unit	D	Prepared	Analyzed	Dil Fac
Aluminum, Dissolved	<0.063		0.20	0.063	mg/L			03/12/26 12:25	1
Antimony, Dissolved	<0.0075		0.020	0.0075	mg/L			03/12/26 12:25	1
Arsenic, Dissolved	<0.0099		0.050	0.0099	mg/L			03/12/26 12:25	1
Barium, Dissolved	**0.016**	**J**	0.020	0.0035	mg/L			03/12/26 12:25	1
Beryllium, Dissolved	<0.0014		0.010	0.0014	mg/L			03/12/26 12:25	1
Cadmium, Dissolved	<0.00080		0.0050	0.00080	mg/L			03/12/26 12:25	1
Calcium, Dissolved	**49**		0.10	0.038	mg/L			03/12/26 12:25	1
Chromium, Dissolved	<0.0038		0.010	0.0038	mg/L			03/12/26 12:25	1
Cobalt, Dissolved	<0.0015		0.020	0.0015	mg/L			03/12/26 12:25	1
Iron, Dissolved	<0.035		0.10	0.035	mg/L			03/12/26 12:25	1
Lead, Dissolved	<0.0061		0.010	0.0061	mg/L			03/12/26 12:25	1
Lithium, Dissolved	**0.12**		0.020	0.0037	mg/L			03/12/26 12:25	1
Magnesium, Dissolved	**4.0**		0.10	0.036	mg/L			03/12/26 12:25	1
Manganese, Dissolved	**0.046**		0.015	0.0013	mg/L			03/12/26 12:25	1
Molybdenum, Dissolved	<0.0092	^+	0.050	0.0092	mg/L			03/12/26 12:25	1
Potassium, Dissolved	**4.7**		0.50	0.32	mg/L			03/12/26 12:25	1
Selenium, Dissolved	<0.011		0.020	0.011	mg/L			03/12/26 12:25	1
Sodium, Dissolved	**31**	**B**	1.0	0.039	mg/L			03/12/26 12:25	1
Thallium, Dissolved	<0.015		0.020	0.015	mg/L			03/12/26 12:25	1

Client Sample ID: Reagent Test 2A

Lab Sample ID: 705-58774-2

Date Collected: 02/25/26 13:35
Matrix: Water
Date Received: 02/26/26 10:03

Method: EPA 300.0 - Anions, Ion Chromatography

Analyte	Result	Qualifier	RL	MDL	Unit	D	Prepared	Analyzed	Dil Fac
Chloride	**10**		1.0	0.98	mg/L			02/26/26 21:35	1
Fluoride	**0.31**		0.20	0.081	mg/L			02/26/26 21:35	1
Sulfate	**170**		10	7.7	mg/L			02/27/26 11:55	10

Method: SW846 6010D - Metals (ICP) - Dissolved

Analyte	Result	Qualifier	RL	MDL	Unit	D	Prepared	Analyzed	Dil Fac
Aluminum, Dissolved	<0.063		0.20	0.063	mg/L			03/12/26 12:28	1
Antimony, Dissolved	<0.0075		0.020	0.0075	mg/L			03/12/26 12:28	1
Arsenic, Dissolved	<0.0099		0.050	0.0099	mg/L			03/12/26 12:28	1
Barium, Dissolved	**0.030**		0.020	0.0035	mg/L			03/12/26 12:28	1
Beryllium, Dissolved	<0.0014		0.010	0.0014	mg/L			03/12/26 12:28	1
Cadmium, Dissolved	<0.00080		0.0050	0.00080	mg/L			03/12/26 12:28	1
Calcium, Dissolved	**44**		0.10	0.038	mg/L			03/12/26 12:28	1
Chromium, Dissolved	<0.0038		0.010	0.0038	mg/L			03/12/26 12:28	1
Cobalt, Dissolved	<0.0015		0.020	0.0015	mg/L			03/12/26 12:28	1
Iron, Dissolved	<0.035		0.10	0.035	mg/L			03/12/26 12:28	1
Lead, Dissolved	<0.0061		0.010	0.0061	mg/L			03/12/26 12:28	1
Lithium, Dissolved	**0.11**		0.020	0.0037	mg/L			03/12/26 12:28	1

Client Sample ID: Reagent Test 2A

Lab Sample ID: 705-58774-2

Date Collected: 02/25/26 13:35
Matrix: Water
Date Received: 02/26/26 10:03

Method: SW846 6010D - Metals (ICP) - Dissolved (Continued)

Analyte	Result	Qualifier	RL	MDL	Unit	D	Prepared	Analyzed	Dil Fac
Magnesium, Dissolved	3.9		0.10	0.036	mg/L			03/12/26 12:28	1
Manganese, Dissolved	0.12		0.015	0.0013	mg/L			03/12/26 12:28	1
Molybdenum, Dissolved	<0.0092	^+	0.050	0.0092	mg/L			03/12/26 12:28	1
Potassium, Dissolved	5.2		0.50	0.32	mg/L			03/12/26 12:28	1
Selenium, Dissolved	<0.011		0.020	0.011	mg/L			03/12/26 12:28	1
Sodium, Dissolved	31	B	1.0	0.039	mg/L			03/12/26 12:28	1
Thallium, Dissolved	<0.015		0.020	0.015	mg/L			03/12/26 12:28	1

Client Sample ID: Reagent Test 3A

Lab Sample ID: 705-58774-3

Date Collected: 02/25/26 13:40
Matrix: Water
Date Received: 02/26/26 10:03

Method: EPA 300.0 - Anions, Ion Chromatography

Analyte	Result	Qualifier	RL	MDL	Unit	D	Prepared	Analyzed	Dil Fac
Chloride	12		1.0	0.98	mg/L			02/26/26 22:21	1
Fluoride	1.0		0.20	0.081	mg/L			02/26/26 22:21	1
Sulfate	190		10	7.7	mg/L			02/27/26 12:06	10

Method: SW846 6010D - Metals (ICP) - Dissolved

Analyte	Result	Qualifier	RL	MDL	Unit	D	Prepared	Analyzed	Dil Fac
Aluminum, Dissolved	<0.063		0.20	0.063	mg/L			03/12/26 12:31	1
Antimony, Dissolved	<0.0075		0.020	0.0075	mg/L			03/12/26 12:31	1
Arsenic, Dissolved	<0.0099		0.050	0.0099	mg/L			03/12/26 12:31	1
Barium, Dissolved	0.018	J	0.020	0.0035	mg/L			03/12/26 12:31	1
Beryllium, Dissolved	<0.0014		0.010	0.0014	mg/L			03/12/26 12:31	1
Cadmium, Dissolved	<0.00080		0.0050	0.00080	mg/L			03/12/26 12:31	1
Calcium, Dissolved	52		0.10	0.038	mg/L			03/12/26 12:31	1
Chromium, Dissolved	<0.0038		0.010	0.0038	mg/L			03/12/26 12:31	1
Cobalt, Dissolved	<0.0015		0.020	0.0015	mg/L			03/12/26 12:31	1
Iron, Dissolved	3.6		0.10	0.035	mg/L			03/12/26 12:31	1
Lead, Dissolved	<0.0061		0.010	0.0061	mg/L			03/12/26 12:31	1
Lithium, Dissolved	0.088		0.020	0.0037	mg/L			03/12/26 12:31	1
Magnesium, Dissolved	4.6		0.10	0.036	mg/L			03/12/26 12:31	1
Manganese, Dissolved	4.0		0.015	0.0013	mg/L			03/12/26 12:31	1
Molybdenum, Dissolved	<0.0092	^+	0.050	0.0092	mg/L			03/12/26 12:31	1
Potassium, Dissolved	4.3		0.50	0.32	mg/L			03/12/26 12:31	1
Selenium, Dissolved	<0.011		0.020	0.011	mg/L			03/12/26 12:31	1
Sodium, Dissolved	32	B	1.0	0.039	mg/L			03/12/26 12:31	1
Thallium, Dissolved	<0.015		0.020	0.015	mg/L			03/12/26 12:31	1

Client Sample ID: Reagent Test 4A

Lab Sample ID: 705-58774-4

Date Collected: 02/25/26 13:45
Matrix: Water
Date Received: 02/26/26 10:03

Method: EPA 300.0 - Anions, Ion Chromatography

Analyte	Result	Qualifier	RL	MDL	Unit	D	Prepared	Analyzed	Dil Fac
Chloride	10		1.0	0.98	mg/L			02/26/26 22:32	1
Fluoride	1.4		0.20	0.081	mg/L			02/26/26 22:32	1
Sulfate	170		10	7.7	mg/L			02/27/26 12:17	10

Client Sample Results

Client: Arcadis US Inc
Project/Site: GP Plant McIntosh

Job ID: 705-58774-1

Client Sample ID: Reagent Test 4A

Lab Sample ID: 705-58774-4
Matrix: Water
Date Collected: 02/25/26 13:45
Date Received: 02/26/26 10:03

Method: SW846 6010D - Metals (ICP) - Dissolved

Analyte	Result	Qualifier	RL	MDL	Unit	D	Prepared	Analyzed	Dil Fac
Aluminum, Dissolved	**0.72**		0.20	0.063	mg/L			03/12/26 12:34	1
Antimony, Dissolved	<0.0075		0.020	0.0075	mg/L			03/12/26 12:34	1
Arsenic, Dissolved	<0.0099		0.050	0.0099	mg/L			03/12/26 12:34	1
Barium, Dissolved	**0.0053**	**J**	0.020	0.0035	mg/L			03/12/26 12:34	1
Beryllium, Dissolved	<0.0014		0.010	0.0014	mg/L			03/12/26 12:34	1
Cadmium, Dissolved	<0.00080		0.0050	0.00080	mg/L			03/12/26 12:34	1
Calcium, Dissolved	**13**		0.10	0.038	mg/L			03/12/26 12:34	1
Chromium, Dissolved	<0.0038		0.010	0.0038	mg/L			03/12/26 12:34	1
Cobalt, Dissolved	<0.0015		0.020	0.0015	mg/L			03/12/26 12:34	1
Iron, Dissolved	<0.035		0.10	0.035	mg/L			03/12/26 12:34	1
Lead, Dissolved	<0.0061		0.010	0.0061	mg/L			03/12/26 12:34	1
Lithium, Dissolved	**0.10**		0.020	0.0037	mg/L			03/12/26 12:34	1
Magnesium, Dissolved	**0.86**		0.10	0.036	mg/L			03/12/26 12:34	1
Manganese, Dissolved	**0.0017**	**J**	0.015	0.0013	mg/L			03/12/26 12:34	1
Molybdenum, Dissolved	<0.0092	^+	0.050	0.0092	mg/L			03/12/26 12:34	1
Potassium, Dissolved	**4.1**		0.50	0.32	mg/L			03/12/26 12:34	1
Selenium, Dissolved	<0.011		0.020	0.011	mg/L			03/12/26 12:34	1
Sodium, Dissolved	**150**	**B**	1.0	0.039	mg/L			03/12/26 12:34	1
Thallium, Dissolved	<0.015		0.020	0.015	mg/L			03/12/26 12:34	1

Client Sample ID: Reagent Test 5A

Lab Sample ID: 705-58774-5
Matrix: Water
Date Collected: 02/25/26 13:50
Date Received: 02/26/26 10:03

Method: EPA 300.0 - Anions, Ion Chromatography

Analyte	Result	Qualifier	RL	MDL	Unit	D	Prepared	Analyzed	Dil Fac
Chloride	**10**		1.0	0.98	mg/L			02/26/26 22:44	1
Fluoride	**2.3**		0.20	0.081	mg/L			02/26/26 22:44	1
Sulfate	**170**		10	7.7	mg/L			02/27/26 12:29	10

Method: SW846 6010D - Metals (ICP) - Dissolved

Analyte	Result	Qualifier	RL	MDL	Unit	D	Prepared	Analyzed	Dil Fac
Aluminum, Dissolved	**4.4**		0.20	0.063	mg/L			03/12/26 12:37	1
Antimony, Dissolved	<0.0075		0.020	0.0075	mg/L			03/12/26 12:37	1
Arsenic, Dissolved	<0.0099		0.050	0.0099	mg/L			03/12/26 12:37	1
Barium, Dissolved	**0.0035**	**J**	0.020	0.0035	mg/L			03/12/26 12:37	1
Beryllium, Dissolved	<0.0014		0.010	0.0014	mg/L			03/12/26 12:37	1
Cadmium, Dissolved	<0.00080		0.0050	0.00080	mg/L			03/12/26 12:37	1
Calcium, Dissolved	**3.2**		0.10	0.038	mg/L			03/12/26 12:37	1
Chromium, Dissolved	<0.0038		0.010	0.0038	mg/L			03/12/26 12:37	1
Cobalt, Dissolved	<0.0015		0.020	0.0015	mg/L			03/12/26 12:37	1
Iron, Dissolved	<0.035		0.10	0.035	mg/L			03/12/26 12:37	1
Lead, Dissolved	<0.0061		0.010	0.0061	mg/L			03/12/26 12:37	1
Lithium, Dissolved	**0.094**		0.020	0.0037	mg/L			03/12/26 12:37	1
Magnesium, Dissolved	**0.22**		0.10	0.036	mg/L			03/12/26 12:37	1
Manganese, Dissolved	<0.0013		0.015	0.0013	mg/L			03/12/26 12:37	1
Molybdenum, Dissolved	<0.0092	^+	0.050	0.0092	mg/L			03/12/26 12:37	1
Potassium, Dissolved	**4.3**		0.50	0.32	mg/L			03/12/26 12:37	1
Selenium, Dissolved	<0.011		0.020	0.011	mg/L			03/12/26 12:37	1
Sodium, Dissolved	**410**		10	0.39	mg/L			03/12/26 15:40	10

Client Sample ID: Reagent Test 5A

Lab Sample ID: 705-58774-5

Date Collected: 02/25/26 13:50

Matrix: Water

Date Received: 02/26/26 10:03

Method: SW846 6010D - Metals (ICP) - Dissolved (Continued)

Analyte	Result	Qualifier	RL	MDL	Unit	D	Prepared	Analyzed	Dil Fac
Thallium, Dissolved	<0.015		0.020	0.015	mg/L			03/12/26 12:37	1

Client Sample ID: Reagent Test 6A

Lab Sample ID: 705-58774-6

Date Collected: 02/25/26 13:55

Matrix: Water

Date Received: 02/26/26 10:03

Method: EPA 300.0 - Anions, Ion Chromatography

Analyte	Result	Qualifier	RL	MDL	Unit	D	Prepared	Analyzed	Dil Fac
Chloride	**8.2**		1.0	0.98	mg/L			02/26/26 22:55	1
Fluoride	**0.18**	**J**	0.20	0.081	mg/L			02/26/26 22:55	1
Sulfate	**66**		1.0	0.77	mg/L			02/26/26 22:55	1

Method: SW846 6010D - Metals (ICP) - Dissolved

Analyte	Result	Qualifier	RL	MDL	Unit	D	Prepared	Analyzed	Dil Fac
Aluminum, Dissolved	**0.52**		0.20	0.063	mg/L			03/12/26 12:40	1
Antimony, Dissolved	<0.0075		0.020	0.0075	mg/L			03/12/26 12:40	1
Arsenic, Dissolved	<0.0099		0.050	0.0099	mg/L			03/12/26 12:40	1
Barium, Dissolved	**0.0087**	**J**	0.020	0.0035	mg/L			03/12/26 12:40	1
Beryllium, Dissolved	<0.0014		0.010	0.0014	mg/L			03/12/26 12:40	1
Cadmium, Dissolved	<0.00080		0.0050	0.00080	mg/L			03/12/26 12:40	1
Calcium, Dissolved	**6.4**		0.10	0.038	mg/L			03/12/26 12:40	1
Chromium, Dissolved	<0.0038		0.010	0.0038	mg/L			03/12/26 12:40	1
Cobalt, Dissolved	<0.0015		0.020	0.0015	mg/L			03/12/26 12:40	1
Iron, Dissolved	<0.035		0.10	0.035	mg/L			03/12/26 12:40	1
Lead, Dissolved	<0.0061		0.010	0.0061	mg/L			03/12/26 12:40	1
Lithium, Dissolved	<0.0037		0.020	0.0037	mg/L			03/12/26 12:40	1
Magnesium, Dissolved	**0.22**		0.10	0.036	mg/L			03/12/26 12:40	1
Manganese, Dissolved	<0.0013		0.015	0.0013	mg/L			03/12/26 12:40	1
Molybdenum, Dissolved	<0.0092	^+	0.050	0.0092	mg/L			03/12/26 12:40	1
Potassium, Dissolved	**3.3**		0.50	0.32	mg/L			03/12/26 12:40	1
Selenium, Dissolved	<0.011		0.020	0.011	mg/L			03/12/26 12:40	1
Sodium, Dissolved	**28**	**B**	1.0	0.039	mg/L			03/12/26 12:40	1
Thallium, Dissolved	<0.015		0.020	0.015	mg/L			03/12/26 12:40	1

Client Sample ID: Reagent Test 7A

Lab Sample ID: 705-58774-7

Date Collected: 02/25/26 14:00

Matrix: Water

Date Received: 02/26/26 10:03

Method: EPA 300.0 - Anions, Ion Chromatography

Analyte	Result	Qualifier	RL	MDL	Unit	D	Prepared	Analyzed	Dil Fac
Chloride	**8.2**		1.0	0.98	mg/L			02/26/26 21:07	1
Fluoride	**0.11**	**J**	0.20	0.081	mg/L			02/26/26 21:07	1
Sulfate	**51**		1.0	0.77	mg/L			02/26/26 21:07	1

Method: SW846 6010D - Metals (ICP) - Dissolved

Analyte	Result	Qualifier	RL	MDL	Unit	D	Prepared	Analyzed	Dil Fac
Aluminum, Dissolved	**1.0**		0.20	0.063	mg/L			03/12/26 12:43	1
Antimony, Dissolved	<0.0075		0.020	0.0075	mg/L			03/12/26 12:43	1
Arsenic, Dissolved	<0.0099		0.050	0.0099	mg/L			03/12/26 12:43	1
Barium, Dissolved	**0.0052**	**J**	0.020	0.0035	mg/L			03/12/26 12:43	1
Beryllium, Dissolved	<0.0014		0.010	0.0014	mg/L			03/12/26 12:43	1

Client Sample Results

Client: Arcadis US Inc
Project/Site: GP Plant McIntosh

Job ID: 705-58774-1

Client Sample ID: Reagent Test 7A

Lab Sample ID: 705-58774-7

Date Collected: 02/25/26 14:00
Matrix: Water
Date Received: 02/26/26 10:03

Method: SW846 6010D - Metals (ICP) - Dissolved (Continued)

Analyte	Result	Qualifier	RL	MDL	Unit	D	Prepared	Analyzed	Dil Fac
Cadmium, Dissolved	<0.00080		0.0050	0.00080	mg/L			03/12/26 12:43	1
Calcium, Dissolved	**2.5**		0.10	0.038	mg/L			03/12/26 12:43	1
Chromium, Dissolved	<0.0038		0.010	0.0038	mg/L			03/12/26 12:43	1
Cobalt, Dissolved	<0.0015		0.020	0.0015	mg/L			03/12/26 12:43	1
Iron, Dissolved	<0.035		0.10	0.035	mg/L			03/12/26 12:43	1
Lead, Dissolved	<0.0061		0.010	0.0061	mg/L			03/12/26 12:43	1
Lithium, Dissolved	<0.0037		0.020	0.0037	mg/L			03/12/26 12:43	1
Magnesium, Dissolved	**0.067**	**J**	0.10	0.036	mg/L			03/12/26 12:43	1
Manganese, Dissolved	<0.0013		0.015	0.0013	mg/L			03/12/26 12:43	1
Molybdenum, Dissolved	<0.0092	^+	0.050	0.0092	mg/L			03/12/26 12:43	1
Potassium, Dissolved	**2.6**		0.50	0.32	mg/L			03/12/26 12:43	1
Selenium, Dissolved	<0.011		0.020	0.011	mg/L			03/12/26 12:43	1
Sodium, Dissolved	**26**	**B**	1.0	0.039	mg/L			03/12/26 12:43	1
Thallium, Dissolved	<0.015		0.020	0.015	mg/L			03/12/26 12:43	1

Method Summary

Client: Arcadis US Inc
Project/Site: GP Plant McIntosh

Job ID: 705-58774-1

Method	Method Description	Protocol	Laboratory
300.0	Anions, Ion Chromatography	EPA	EET ATL
6010D	Metals (ICP)	SW846	EET ATL

Protocol References:

EPA = US Environmental Protection Agency

SW846 = "Test Methods For Evaluating Solid Waste, Physical/Chemical Methods", Third Edition, November 1986 And Its Updates.

Laboratory References:

EET ATL = Eurofins Atlanta, 3080 Presidential Dr, Atlanta, GA 30340, TEL (770)457-8177

Lab Chronicle

Client: Arcadis US Inc
Project/Site: GP Plant McIntosh

Job ID: 705-58774-1

Client Sample ID: Reagent Test 1A

Lab Sample ID: 705-58774-1
Date Collected: 02/25/26 13:30
Matrix: Water
Date Received: 02/26/26 10:03

Prep Type	Batch Type	Batch Method	Run	Dil Factor	Initial Amount	Final Amount	Batch Number	Prepared or Analyzed	Analyst	Lab
Total/NA	Analysis	300.0		10			117049	02/27/26 11:43	MS	EET ATL
Total/NA	Analysis	300.0		1			116907	02/26/26 21:23	MS	EET ATL 2
Dissolved	Analysis	6010D		1			120028	03/12/26 12:25	DS	EET ATL

Client Sample ID: Reagent Test 2A

Lab Sample ID: 705-58774-2
Date Collected: 02/25/26 13:35
Matrix: Water
Date Received: 02/26/26 10:03

Prep Type	Batch Type	Batch Method	Run	Dil Factor	Initial Amount	Final Amount	Batch Number	Prepared or Analyzed	Analyst	Lab
Total/NA	Analysis	300.0		10			117049	02/27/26 11:55	MS	EET ATL
Total/NA	Analysis	300.0		1			116907	02/26/26 21:35	MS	EET ATL 2
Dissolved	Analysis	6010D		1			120028	03/12/26 12:28	DS	EET ATL

Client Sample ID: Reagent Test 3A

Lab Sample ID: 705-58774-3
Date Collected: 02/25/26 13:40
Matrix: Water
Date Received: 02/26/26 10:03

Prep Type	Batch Type	Batch Method	Run	Dil Factor	Initial Amount	Final Amount	Batch Number	Prepared or Analyzed	Analyst	Lab
Total/NA	Analysis	300.0		10			117049	02/27/26 12:06	MS	EET ATL
Total/NA	Analysis	300.0		1			116907	02/26/26 22:21	MS	EET ATL 2
Dissolved	Analysis	6010D		1			120028	03/12/26 12:31	DS	EET ATL

Client Sample ID: Reagent Test 4A

Lab Sample ID: 705-58774-4
Date Collected: 02/25/26 13:45
Matrix: Water
Date Received: 02/26/26 10:03

Prep Type	Batch Type	Batch Method	Run	Dil Factor	Initial Amount	Final Amount	Batch Number	Prepared or Analyzed	Analyst	Lab
Total/NA	Analysis	300.0		10			117049	02/27/26 12:17	MS	EET ATL
Total/NA	Analysis	300.0		1			116907	02/26/26 22:32	MS	EET ATL 2
Dissolved	Analysis	6010D		1			120028	03/12/26 12:34	DS	EET ATL

Client Sample ID: Reagent Test 5A

Lab Sample ID: 705-58774-5
Date Collected: 02/25/26 13:50
Matrix: Water
Date Received: 02/26/26 10:03

Prep Type	Batch Type	Batch Method	Run	Dil Factor	Initial Amount	Final Amount	Batch Number	Prepared or Analyzed	Analyst	Lab
Total/NA	Analysis	300.0		10			117049	02/27/26 12:29	MS	EET ATL
Total/NA	Analysis	300.0		1			116907	02/26/26 22:44	MS	EET ATL 2
Dissolved	Analysis	6010D		10			120127	03/12/26 15:40	MT	EET ATL
Dissolved	Analysis	6010D		1			120028	03/12/26 12:37	DS	EET ATL

Lab Chronicle

Client: Arcadis US Inc
Project/Site: GP Plant McIntosh

Job ID: 705-58774-1

Client Sample ID: Reagent Test 6A

Lab Sample ID: 705-58774-6

Date Collected: 02/25/26 13:55
Matrix: Water
Date Received: 02/26/26 10:03

Prep Type	Batch Type	Batch Method	Run	Dil Factor	Initial Amount	Final Amount	Batch Number	Prepared or Analyzed	Analyst	Lab
Total/NA	Analysis	300.0		1			116907	02/26/26 22:55	MS	EET ATL 2
Dissolved	Analysis	6010D		1			120028	03/12/26 12:40	DS	EET ATL

Client Sample ID: Reagent Test 7A

Lab Sample ID: 705-58774-7

Date Collected: 02/25/26 14:00
Matrix: Water
Date Received: 02/26/26 10:03

Prep Type	Batch Type	Batch Method	Run	Dil Factor	Initial Amount	Final Amount	Batch Number	Prepared or Analyzed	Analyst	Lab
Total/NA	Analysis	300.0		1			116803	02/26/26 21:07	MS	EET ATL
Dissolved	Analysis	6010D		1			120028	03/12/26 12:43	DS	EET ATL

Laboratory References:

EET ATL = Eurofins Atlanta, 3080 Presidential Dr, Atlanta, GA 30340, TEL (770)457-8177

Method: 300.0 - Anions, Ion Chromatography

Lab Sample ID: MB 705-116803/98 — **Client Sample ID: Method Blank**
Matrix: Water — **Prep Type: Total/NA**
Analysis Batch: 116803

Analyte	MB Result	MB Qualifier	RL	MDL	Unit	D	Prepared	Analyzed	Dil Fac
Chloride	<0.98		1.0	0.98	mg/L			02/26/26 18:17	1
Fluoride	<0.081		0.20	0.081	mg/L			02/26/26 18:17	1
Sulfate	<0.77		1.0	0.77	mg/L			02/26/26 18:17	1

Lab Sample ID: LCS 705-116803/99 — **Client Sample ID: Lab Control Sample**
Matrix: Water — **Prep Type: Total/NA**
Analysis Batch: 116803

Analyte	Spike Added	LCS Result	LCS Qualifier	Unit	D	%Rec	%Rec Limits
Chloride	10.0	10.2		mg/L		102	90 - 110
Fluoride	5.00	4.98		mg/L		100	90 - 110
Sulfate	25.0	23.9		mg/L		96	90 - 110

Lab Sample ID: 705-58666-B-1 MS — **Client Sample ID: Matrix Spike**
Matrix: Water — **Prep Type: Total/NA**
Analysis Batch: 116803

Analyte	Sample Result	Sample Qualifier	Spike Added	MS Result	MS Qualifier	Unit	D	%Rec	%Rec Limits
Chloride	5.1		10.0	14.8		mg/L		97	90 - 110
Fluoride	0.16	J	5.00	5.22		mg/L		101	90 - 110
Sulfate	60	F1	25.0	78.9	F1	mg/L		77	90 - 110

Lab Sample ID: 705-58666-B-1 MSD — **Client Sample ID: Matrix Spike Duplicate**
Matrix: Water — **Prep Type: Total/NA**
Analysis Batch: 116803

Analyte	Sample Result	Sample Qualifier	Spike Added	MSD Result	MSD Qualifier	Unit	D	%Rec	%Rec Limits	RPD	RPD Limit
Chloride	5.1		10.0	14.8		mg/L		96	90 - 110	0	20
Fluoride	0.16	J	5.00	5.11		mg/L		99	90 - 110	2	20
Sulfate	60	F1	25.0	79.3	F1	mg/L		78	90 - 110	0	20

Lab Sample ID: MB 705-116907/3 — **Client Sample ID: Method Blank**
Matrix: Water — **Prep Type: Total/NA**
Analysis Batch: 116907

Analyte	MB Result	MB Qualifier	RL	MDL	Unit	D	Prepared	Analyzed	Dil Fac
Chloride	<0.98		1.0	0.98	mg/L			02/26/26 17:21	1
Fluoride	<0.081		0.20	0.081	mg/L			02/26/26 17:21	1
Sulfate	<0.77		1.0	0.77	mg/L			02/26/26 17:21	1

Lab Sample ID: LCS 705-116907/4 — **Client Sample ID: Lab Control Sample**
Matrix: Water — **Prep Type: Total/NA**
Analysis Batch: 116907

Analyte	Spike Added	LCS Result	LCS Qualifier	Unit	D	%Rec	%Rec Limits
Chloride	10.0	10.2		mg/L		102	90 - 110
Fluoride	5.00	5.08		mg/L		102	90 - 110
Sulfate	25.0	25.0		mg/L		100	90 - 110

Method: 300.0 - Anions, Ion Chromatography (Continued)

Lab Sample ID: 705-58654-B-11 MS — **Client Sample ID: Matrix Spike**
Matrix: Water — **Prep Type: Total/NA**
Analysis Batch: 116907

Analyte	Sample Result	Sample Qualifier	Spike Added	MS Result	MS Qualifier	Unit	D	%Rec	%Rec Limits
Chloride	4.3		10.0	13.8		mg/L		95	90 - 110
Fluoride	0.22		5.00	5.25		mg/L		101	90 - 110
Sulfate	2.7		25.0	27.6		mg/L		100	90 - 110

Lab Sample ID: 705-58654-B-11 MSD — **Client Sample ID: Matrix Spike Duplicate**
Matrix: Water — **Prep Type: Total/NA**
Analysis Batch: 116907

Analyte	Sample Result	Sample Qualifier	Spike Added	MSD Result	MSD Qualifier	Unit	D	%Rec	%Rec Limits	RPD	RPD Limit
Chloride	4.3		10.0	13.8		mg/L		95	90 - 110	0	20
Fluoride	0.22		5.00	5.22		mg/L		100	90 - 110	0	20
Sulfate	2.7		25.0	27.5		mg/L		99	90 - 110	0	20

Lab Sample ID: MB 705-117049/3 — **Client Sample ID: Method Blank**
Matrix: Water — **Prep Type: Total/NA**
Analysis Batch: 117049

Analyte	MB Result	MB Qualifier	RL	MDL	Unit	D	Prepared	Analyzed	Dil Fac
Chloride	<0.98		1.0	0.98	mg/L			02/27/26 11:21	1
Fluoride	<0.081		0.20	0.081	mg/L			02/27/26 11:21	1
Sulfate	<0.77		1.0	0.77	mg/L			02/27/26 11:21	1

Lab Sample ID: LCS 705-117049/4 — **Client Sample ID: Lab Control Sample**
Matrix: Water — **Prep Type: Total/NA**
Analysis Batch: 117049

Analyte	Spike Added	LCS Result	LCS Qualifier	Unit	D	%Rec	%Rec Limits
Chloride	10.0	9.80		mg/L		98	90 - 110
Fluoride	5.00	4.59		mg/L		92	90 - 110
Sulfate	25.0	22.9		mg/L		92	90 - 110

Lab Sample ID: 705-58916-G-4 MS — **Client Sample ID: Matrix Spike**
Matrix: Water — **Prep Type: Total/NA**
Analysis Batch: 117049

Analyte	Sample Result	Sample Qualifier	Spike Added	MS Result	MS Qualifier	Unit	D	%Rec	%Rec Limits
Chloride	45		10.0	50.4	4	mg/L		50	90 - 110
Fluoride	<0.081		5.00	4.49		mg/L		90	90 - 110
Sulfate	13		25.0	36.1		mg/L		93	90 - 110

Lab Sample ID: 705-58916-G-4 MSD — **Client Sample ID: Matrix Spike Duplicate**
Matrix: Water — **Prep Type: Total/NA**
Analysis Batch: 117049

Analyte	Sample Result	Sample Qualifier	Spike Added	MSD Result	MSD Qualifier	Unit	D	%Rec	%Rec Limits	RPD	RPD Limit
Chloride	45		10.0	50.3	4	mg/L		49	90 - 110	0	20
Fluoride	<0.081		5.00	4.57		mg/L		91	90 - 110	2	20
Sulfate	13		25.0	35.8		mg/L		92	90 - 110	1	20

Method: 6010D - Metals (ICP)

Lab Sample ID: MB 705-119709/1-A
Matrix: Water
Analysis Batch: 120028

Client Sample ID: Method Blank
Prep Type: Dissolved

Analyte	MB Result	MB Qualifier	RL	MDL	Unit	D	Prepared	Analyzed	Dil Fac
Aluminum, Dissolved	<0.063		0.20	0.063	mg/L			03/12/26 12:01	1
Antimony, Dissolved	<0.0075		0.020	0.0075	mg/L			03/12/26 12:01	1
Arsenic, Dissolved	<0.0099		0.050	0.0099	mg/L			03/12/26 12:01	1
Barium, Dissolved	<0.0035		0.020	0.0035	mg/L			03/12/26 12:01	1
Beryllium, Dissolved	<0.0014		0.010	0.0014	mg/L			03/12/26 12:01	1
Cadmium, Dissolved	<0.00080		0.0050	0.00080	mg/L			03/12/26 12:01	1
Calcium, Dissolved	<0.038		0.10	0.038	mg/L			03/12/26 12:01	1
Chromium, Dissolved	<0.0038		0.010	0.0038	mg/L			03/12/26 12:01	1
Cobalt, Dissolved	<0.0015		0.020	0.0015	mg/L			03/12/26 12:01	1
Iron, Dissolved	<0.035		0.10	0.035	mg/L			03/12/26 12:01	1
Lead, Dissolved	<0.0061		0.010	0.0061	mg/L			03/12/26 12:01	1
Lithium, Dissolved	<0.0037		0.020	0.0037	mg/L			03/12/26 12:01	1
Magnesium, Dissolved	<0.036		0.10	0.036	mg/L			03/12/26 12:01	1
Manganese, Dissolved	<0.0013		0.015	0.0013	mg/L			03/12/26 12:01	1
Molybdenum, Dissolved	<0.0092	^+	0.050	0.0092	mg/L			03/12/26 12:01	1
Potassium, Dissolved	<0.32		0.50	0.32	mg/L			03/12/26 12:01	1
Selenium, Dissolved	<0.011		0.020	0.011	mg/L			03/12/26 12:01	1
Sodium, Dissolved	0.0674	J	1.0	0.039	mg/L			03/12/26 12:01	1
Thallium, Dissolved	<0.015		0.020	0.015	mg/L			03/12/26 12:01	1

Lab Sample ID: LCS 705-119709/2-A
Matrix: Water
Analysis Batch: 120028

Client Sample ID: Lab Control Sample
Prep Type: Dissolved

Analyte	Spike Added	LCS Result	LCS Qualifier	Unit	D	%Rec	%Rec Limits
Aluminum, Dissolved	10.0	9.25		mg/L		93	80 - 120
Antimony, Dissolved	1.00	0.926		mg/L		93	80 - 120
Arsenic, Dissolved	1.00	0.949		mg/L		95	80 - 120
Barium, Dissolved	1.00	0.947		mg/L		95	80 - 120
Beryllium, Dissolved	1.00	0.971		mg/L		97	80 - 120
Cadmium, Dissolved	1.00	0.972		mg/L		97	80 - 120
Calcium, Dissolved	10.0	9.14		mg/L		91	80 - 120
Chromium, Dissolved	1.00	1.01		mg/L		101	80 - 120
Cobalt, Dissolved	1.00	0.958		mg/L		96	80 - 120
Iron, Dissolved	10.0	9.84		mg/L		98	80 - 120
Lead, Dissolved	1.00	0.965		mg/L		97	80 - 120
Lithium, Dissolved	1.00	0.818		mg/L		82	80 - 120
Magnesium, Dissolved	10.0	9.11		mg/L		91	80 - 120
Manganese, Dissolved	1.00	0.958		mg/L		96	80 - 120
Molybdenum, Dissolved	1.00	0.977	^+	mg/L		98	80 - 120
Potassium, Dissolved	10.0	9.12		mg/L		91	80 - 120
Selenium, Dissolved	1.00	0.922		mg/L		92	80 - 120
Sodium, Dissolved	10.0	9.24		mg/L		92	80 - 120
Thallium, Dissolved	1.00	0.935		mg/L		93	80 - 120

Method: 6010D - Metals (ICP) (Continued)

Lab Sample ID: 705-60187-E-3-B MS — **Client Sample ID: Matrix Spike**
Matrix: Water — **Prep Type: Dissolved**
Analysis Batch: 120028

Analyte	Sample Result	Sample Qualifier	Spike Added	MS Result	MS Qualifier	Unit	D	%Rec	%Rec Limits
Aluminum, Dissolved	0.069	J	10.0	8.55		mg/L		85	75 - 125
Antimony, Dissolved	<0.0075		1.00	0.871		mg/L		87	75 - 125
Arsenic, Dissolved	<0.0099		1.00	0.882		mg/L		88	75 - 125
Barium, Dissolved	0.33		1.00	1.18		mg/L		86	75 - 125
Beryllium, Dissolved	<0.0014		1.00	0.899		mg/L		90	75 - 125
Cadmium, Dissolved	<0.00080		1.00	0.897		mg/L		90	75 - 125
Calcium, Dissolved	15		10.0	23.0		mg/L		80	75 - 125
Chromium, Dissolved	<0.0038		1.00	0.932		mg/L		93	75 - 125
Cobalt, Dissolved	0.0035	J	1.00	0.879		mg/L		88	75 - 125
Iron, Dissolved	<0.035		10.0	9.02		mg/L		90	75 - 125
Lead, Dissolved	<0.0061		1.00	0.879		mg/L		88	75 - 125
Lithium, Dissolved	0.0098	J	1.00	0.894		mg/L		88	75 - 125
Magnesium, Dissolved	3.7		10.0	11.9		mg/L		81	75 - 125
Manganese, Dissolved	5.6		1.00	6.21	4	mg/L		62	75 - 125
Molybdenum, Dissolved	0.016	J ^+	1.00	0.953	^+	mg/L		94	75 - 125
Potassium, Dissolved	2.5		10.0	11.1		mg/L		86	75 - 125
Selenium, Dissolved	<0.011		1.00	0.888		mg/L		89	75 - 125
Sodium, Dissolved	19	B	10.0	26.9		mg/L		82	75 - 125
Thallium, Dissolved	<0.015		1.00	0.859		mg/L		86	75 - 125

Lab Sample ID: 705-60187-E-3-C MSD — **Client Sample ID: Matrix Spike Duplicate**
Matrix: Water — **Prep Type: Dissolved**
Analysis Batch: 120028

Analyte	Sample Result	Sample Qualifier	Spike Added	MSD Result	MSD Qualifier	Unit	D	%Rec	%Rec Limits	RPD	RPD Limit
Aluminum, Dissolved	0.069	J	10.0	8.11		mg/L		80	75 - 125	5	20
Antimony, Dissolved	<0.0075		1.00	0.909		mg/L		91	75 - 125	4	20
Arsenic, Dissolved	<0.0099		1.00	0.833		mg/L		83	75 - 125	6	20
Barium, Dissolved	0.33		1.00	1.15		mg/L		82	75 - 125	3	20
Beryllium, Dissolved	<0.0014		1.00	0.853		mg/L		85	75 - 125	5	20
Cadmium, Dissolved	<0.00080		1.00	0.847		mg/L		85	75 - 125	6	20
Calcium, Dissolved	15		10.0	22.6		mg/L		77	75 - 125	2	20
Chromium, Dissolved	<0.0038		1.00	0.871		mg/L		87	75 - 125	7	20
Cobalt, Dissolved	0.0035	J	1.00	0.835		mg/L		83	75 - 125	5	20
Iron, Dissolved	<0.035		10.0	8.56		mg/L		86	75 - 125	5	20
Lead, Dissolved	<0.0061		1.00	0.835		mg/L		84	75 - 125	5	20
Lithium, Dissolved	0.0098	J	1.00	0.872		mg/L		86	75 - 125	2	20
Magnesium, Dissolved	3.7		10.0	11.4		mg/L		77	75 - 125	4	20
Manganese, Dissolved	5.6		1.00	6.18	4	mg/L		59	75 - 125	0	20
Molybdenum, Dissolved	0.016	J ^+	1.00	1.09	^+	mg/L		108	75 - 125	14	20
Potassium, Dissolved	2.5		10.0	10.8		mg/L		83	75 - 125	3	20
Selenium, Dissolved	<0.011		1.00	0.870		mg/L		87	75 - 125	2	20
Sodium, Dissolved	19	B	10.0	26.9		mg/L		83	75 - 125	0	20
Thallium, Dissolved	<0.015		1.00	0.835		mg/L		83	75 - 125	3	20

QC Association Summary

Client: Arcadis US Inc
Project/Site: GP Plant McIntosh

Job ID: 705-58774-1

HPLC/IC

Analysis Batch: 116803

Lab Sample ID	Client Sample ID	Prep Type	Matrix	Method	Prep Batch
705-58774-7	Reagent Test 7A	Total/NA	Water	300.0	
MB 705-116803/98	Method Blank	Total/NA	Water	300.0	
LCS 705-116803/99	Lab Control Sample	Total/NA	Water	300.0	
705-58666-B-1 MS	Matrix Spike	Total/NA	Water	300.0	
705-58666-B-1 MSD	Matrix Spike Duplicate	Total/NA	Water	300.0	

Analysis Batch: 116907

Lab Sample ID	Client Sample ID	Prep Type	Matrix	Method	Prep Batch
705-58774-1	Reagent Test 1A	Total/NA	Water	300.0	
705-58774-2	Reagent Test 2A	Total/NA	Water	300.0	
705-58774-3	Reagent Test 3A	Total/NA	Water	300.0	
705-58774-4	Reagent Test 4A	Total/NA	Water	300.0	
705-58774-5	Reagent Test 5A	Total/NA	Water	300.0	
705-58774-6	Reagent Test 6A	Total/NA	Water	300.0	
MB 705-116907/3	Method Blank	Total/NA	Water	300.0	
LCS 705-116907/4	Lab Control Sample	Total/NA	Water	300.0	
705-58654-B-11 MS	Matrix Spike	Total/NA	Water	300.0	
705-58654-B-11 MSD	Matrix Spike Duplicate	Total/NA	Water	300.0	

Analysis Batch: 117049

Lab Sample ID	Client Sample ID	Prep Type	Matrix	Method	Prep Batch
705-58774-1	Reagent Test 1A	Total/NA	Water	300.0	
705-58774-2	Reagent Test 2A	Total/NA	Water	300.0	
705-58774-3	Reagent Test 3A	Total/NA	Water	300.0	
705-58774-4	Reagent Test 4A	Total/NA	Water	300.0	
705-58774-5	Reagent Test 5A	Total/NA	Water	300.0	
MB 705-117049/3	Method Blank	Total/NA	Water	300.0	
LCS 705-117049/4	Lab Control Sample	Total/NA	Water	300.0	
705-58916-G-4 MS	Matrix Spike	Total/NA	Water	300.0	
705-58916-G-4 MSD	Matrix Spike Duplicate	Total/NA	Water	300.0	

Metals

Filtration Batch: 119709

Lab Sample ID	Client Sample ID	Prep Type	Matrix	Method	Prep Batch
MB 705-119709/1-A	Method Blank	Dissolved	Water	Filtration	
LCS 705-119709/2-A	Lab Control Sample	Dissolved	Water	Filtration	
705-60187-E-3-B MS	Matrix Spike	Dissolved	Water	Filtration	
705-60187-E-3-C MSD	Matrix Spike Duplicate	Dissolved	Water	Filtration	

Analysis Batch: 120028

Lab Sample ID	Client Sample ID	Prep Type	Matrix	Method	Prep Batch
705-58774-1	Reagent Test 1A	Dissolved	Water	6010D	
705-58774-2	Reagent Test 2A	Dissolved	Water	6010D	
705-58774-3	Reagent Test 3A	Dissolved	Water	6010D	
705-58774-4	Reagent Test 4A	Dissolved	Water	6010D	
705-58774-5	Reagent Test 5A	Dissolved	Water	6010D	
705-58774-6	Reagent Test 6A	Dissolved	Water	6010D	
705-58774-7	Reagent Test 7A	Dissolved	Water	6010D	
MB 705-119709/1-A	Method Blank	Dissolved	Water	6010D	119709
LCS 705-119709/2-A	Lab Control Sample	Dissolved	Water	6010D	119709

Metals (Continued)

Analysis Batch: 120028 (Continued)

Lab Sample ID	Client Sample ID	Prep Type	Matrix	Method	Prep Batch
705-60187-E-3-B MS	Matrix Spike	Dissolved	Water	6010D	119709
705-60187-E-3-C MSD	Matrix Spike Duplicate	Dissolved	Water	6010D	119709

Analysis Batch: 120127

Lab Sample ID	Client Sample ID	Prep Type	Matrix	Method	Prep Batch
705-58774-5	Reagent Test 5A	Dissolved	Water	6010D	

Accreditation/Certification Summary

Client: Arcadis US Inc
Project/Site: GP Plant McIntosh

Job ID: 705-58774-1

Laboratory: Eurofins Atlanta

The accreditations/certifications listed below are applicable to this report.

Authority	Program	Identification Number	Expiration Date
Florida	NELAP	E87582	06-30-26
Georgia	State	E87582	06-30-26

eurofins | Environment Testing

ANALYTICAL REPORT

PREPARED FOR

Attn: Adam Dettmer
Arcadis US Inc.
1100 Superior Ave
Suite 1250
Cleveland, Ohio 44114

Generated 3/20/2026 4:57:06 PM

JOB DESCRIPTION

GP Plant McIntosh

JOB NUMBER

705-60229-1

Eurofins Atlanta
3080 Presidential Dr
Atlanta GA 30340

See page two for job notes and contact information.

my EOL

Eurofins Atlanta

Job Notes

The test results in this report relate only to the samples as received by the laboratory and will meet all requirements of the methodology, with any exceptions noted. This report shall not be reproduced except in full, without the express written approval of the laboratory. All questions should be directed to the Eurofins Environment Testing Southeast, LLC Project Manager.

Authorization

Generated
3/20/2026 4:57:06 PM

Authorized for release by
David Fuller, Project Manager
David.Fuller@et.eurofinsus.com
(770)344-8986

Table of Contents

Cover Page 1
Table of Contents 3
Sample Summary 4
Chain of Custody 5
Receipt Checklists 6
Definitions/Glossary 7
Case Narrative 8
Detection Summary 9
Client Sample Results 11
Method Summary 16
Lab Chronicle 17
QC Sample Results 19
QC Association Summary 23
Certification Summary 25

Sample Summary

Client: Arcadis US Inc.
Project/Site: GP Plant McIntosh

Job ID: 705-60229-1

Lab Sample ID	Client Sample ID	Matrix	Collected	Received	Sample Origin
705-60229-1	Reagent Test 1B	Water	03/10/26 14:10	03/11/26 10:20	Georgia (St)
705-60229-2	Reagent Test 2B	Water	03/10/26 14:15	03/11/26 10:20	Georgia (St)
705-60229-3	Reagent Test 3B	Water	03/10/26 14:20	03/11/26 10:20	Georgia (St)
705-60229-4	Reagent Test 4B	Water	03/10/26 14:30	03/11/26 10:20	Georgia (St)
705-60229-5	Reagent Test 5B	Water	03/10/26 14:40	03/11/26 10:20	Georgia (St)
705-60229-6	Reagent Test 6B	Water	03/10/26 14:45	03/11/26 10:20	Georgia (St)
705-60229-7	Reagent Test 7B	Water	03/10/26 14:50	03/11/26 10:20	Georgia (St)

ARCADIS

CHAIN OF CUSTODY & LABORATOR ANALYSIS REQUEST FORM

705-60229 COC

LAB REFERENCE NUMBER:
TALS# 70505860

Page 1 of 1

PROJECT NUMBER	PROJECT NAME	SAMPLE ORIGIN
30250944 task 2B	GP McIntosh	McIntosh, GA

SEND RESULTS TO: Andy Baumeister | EMAIL ADDRESS: andrew.baumeister@arcadis.com | TELEPHONE: +1 919 328-5597

SAMPLERS: Tessa Davis

REQUESTED ANALYSES

SAMPLE ID	DATE	TIME	MATRIX	COMPOSITE / GRAB	QUANTITY	1	2	3	4	5	6	7	8	9	10	11	12	13	14	15	REMARKS
Reagent Test 1B	03/10/26	1410	GW	Composite	2	X		X													Dissolved/field filtered
Reagent Test 2B	03/10/26	1415	GW	Composite	2	X		X													
Reagent Test 3B	03/10/26	1420	GW	Composite	2	X		X													
Reagent Test 4B	03/10/26	1430	GW	Composite	2	X		X													
Reagent Test 5B	03/10/26	1440	GW	Composite	2	X		X													
Reagent Test 6B	03/10/26	1445	GW	Composite	2	X		X													
Reagent Test 7B	03/10/26	1450	GW	Composite	2	X		X													

	Requested Analyses	Container	Pres.
1	Metals by 6010D	250mL HDPE	HNO3
2	Alkalinity- 2320B	250mL HDPE	None
3	~~Cations~~ by 300.0	250mL HDPE	None
4	Anions		
5			
6			
7			
8			
9			
10			
11			
12			
13			
14			
15			

Special Instructions/Comments:

Metals list (6010): Sb, As, Ba, Be, Cd, Ca, Cr, Co, Fe, K, Na, Pb, Li, Mg, Mn, Mo, Se, Tl, Al, Mn, Fe

Ions list (300.0): Chloride, Sulfate, Fluoride

Samples regulated by USDA for domestic quarantine

☐ Special QA/QC Instructions
☑ USDA Regulated
☑ Packed with Ice

Laboratory Information for Login - USE TALS PROJECT 70505860 (MUST BE AN EET-ATL (705) JOB FOR INVOICING)

Lab Name: Eurofins Atlanta
Lab Project Manager: David Fuller
David.Fuller@ET.EurofinsUS.com / 770-344-8986
Turnaround Requirements:

☐ Custody seal intact
☐ Samples intact

Shipping Tracking #:
Cooler Temp:

Relinquished by:	DATE	TIME	Received by:	DATE	TIME
L. Karopeckyj-Cox	3/10/26	1630	[signature]	3/11/26	10:20
Relinquished by:	DATE	TIME	Received by:	DATE	TIME

2.4° #2665

Login Sample Receipt Checklist

Client: Arcadis US Inc.

Job Number: 705-60229-1

Login Number: 60229
List Number: 1
Creator: Sims, Christion

List Source: Eurofins Atlanta

Question	Answer	Comment
The cooler's custody seal, if present, is intact.	True	
The cooler does not appear to have been compromised or tampered with.	True	
Samples were received on ice.	True	
Cooler Temperature is acceptable.	True	
Cooler Temperature is recorded.	True	
COC present.	True	
COC is filled out in ink and legible.	True	
COC is filled out with all pertinent information.	True	
Sample custody seals, if present, are intact.	True	
Sample collection date/times are provided.	True	
The samples do not appear to have been compromised or tampered with.	True	
Containers are not broken or leaking.	True	
There are no discrepancies between the containers received and the COC.	True	
Sample containers have legible labels.	True	
Appropriate sample containers were rec'd and sufficient volume for all analyses.	False	Insufficient volume received for requested analysis.
Samples are received within Holding Time (excluding tests with immediate HTs).	True	
Containers requiring zero headspace have no headspace or bubble is <6mm (1/4").	True	
Is there sufficient air space in bottle for bacteriological analysis.	True	

Definitions/Glossary

Client: Arcadis US Inc.
Project/Site: GP Plant McIntosh

Job ID: 705-60229-1

Qualifiers

HPLC/IC

Qualifier	Qualifier Description
F1	MS and/or MSD recovery exceeds control limits.

Metals

Qualifier	Qualifier Description
J	Result is less than the RL but greater than or equal to the MDL and the concentration is an approximate value.

Glossary

Abbreviation	These commonly used abbreviations may or may not be present in this report.
☼	Listed under the "D" column to designate that the result is reported on a dry weight basis
%R	Percent Recovery
CFL	Contains Free Liquid
CFU	Colony Forming Unit
CNF	Contains No Free Liquid
DER	Duplicate Error Ratio (normalized absolute difference)
Dil Fac	Dilution Factor
DL	Detection Limit (DoD/DOE)
DL, RA, RE, IN	Indicates a Dilution, Re-analysis, Re-extraction, or additional Initial metals/anion analysis of the sample
DLC	Decision Level Concentration (Radiochemistry)
EDL	Estimated Detection Limit (Dioxin)
LOD	Limit of Detection (DoD/DOE)
LOQ	Limit of Quantitation (DoD/DOE)
MCL	EPA recommended "Maximum Contaminant Level"
MDA	Minimum Detectable Activity (Radiochemistry)
MDC	Minimum Detectable Concentration (Radiochemistry)
MDL	Method Detection Limit
ML	Minimum Level (Dioxin)
MPN	Most Probable Number
MQL	Method Quantitation Limit
NC	Not Calculated
ND	Not Detected at the reporting limit (or MDL or EDL if shown)
NEG	Negative / Absent
POS	Positive / Present
PQL	Practical Quantitation Limit
PRES	Presumptive
QC	Quality Control
RER	Relative Error Ratio (Radiochemistry)
RL	Reporting Limit or Requested Limit (Radiochemistry)
RPD	Relative Percent Difference, a measure of the relative difference between two points
TEF	Toxicity Equivalent Factor (Dioxin)
TEQ	Toxicity Equivalent Quotient (Dioxin)
TNTC	Too Numerous To Count

Job Narrative
705-60229-1

The analytical test results presented in this report meet all requirements of the associated regulatory program listed on the Accreditation/Certification Summary Page, unless otherwise noted. Data qualifiers and/or narrative comments are included to explain any exceptions, if applicable. Regulated compliance samples (e.g. SDWA, NPDES) must comply with associated agency requirements/permits.

- Matrix-specific batch QC (e.g., MS, MSD, SD) may not be reported when insufficient sample volume is available or when site-specific QC samples are not submitted. In such cases, a Laboratory Control Sample Duplicate (LCSD) may be analyzed to provide precision data for the batch.
- For samples analyzed using surrogate and/or isotope dilution analytes, any recoveries falling outside of established acceptance criteria are re-prepared and/or re-analyzed to confirm results, unless the deviation is due to sample dilution or otherwise explained in the case narrative.

Receipt
The samples were received on 3/11/2026 10:20 AM. Unless otherwise noted below, the samples arrived in good condition, and, where required, properly preserved and on ice. The temperature of the cooler at receipt time was 2.4°C.

HPLC/IC
No additional analytical or quality issues were noted, other than those described above or in the Definitions/ Glossary page.

Metals
No additional analytical or quality issues were noted, other than those described above or in the Definitions/ Glossary page.

Detection Summary

Client: Arcadis US Inc.
Project/Site: GP Plant McIntosh

Job ID: 705-60229-1

Client Sample ID: Reagent Test 1B — Lab Sample ID: 705-60229-1

Analyte	Result	Qualifier	RL	MDL	Unit	Dil Fac	D	Method	Prep Type
Chloride	12		1.0	0.98	mg/L	1		300.0	Total/NA
Fluoride	0.28		0.20	0.081	mg/L	1		300.0	Total/NA
Sulfate	180		10	7.7	mg/L	10		300.0	Total/NA
Barium, Dissolved	0.014	J	0.020	0.0035	mg/L	1		6010D	Dissolved
Calcium, Dissolved	41		0.10	0.038	mg/L	1		6010D	Dissolved
Iron, Dissolved	0.067	J	0.10	0.035	mg/L	1		6010D	Dissolved
Lithium, Dissolved	0.14		0.020	0.0037	mg/L	1		6010D	Dissolved
Magnesium, Dissolved	3.8		0.10	0.036	mg/L	1		6010D	Dissolved
Manganese, Dissolved	0.0077	J	0.015	0.0013	mg/L	1		6010D	Dissolved
Potassium, Dissolved	5.9		0.50	0.32	mg/L	1		6010D	Dissolved
Sodium, Dissolved	27		1.0	0.039	mg/L	1		6010D	Dissolved

Client Sample ID: Reagent Test 2B — Lab Sample ID: 705-60229-2

Analyte	Result	Qualifier	RL	MDL	Unit	Dil Fac	D	Method	Prep Type
Chloride	11		1.0	0.98	mg/L	1		300.0	Total/NA
Fluoride	0.34		0.20	0.081	mg/L	1		300.0	Total/NA
Sulfate	180		10	7.7	mg/L	10		300.0	Total/NA
Barium, Dissolved	0.028		0.020	0.0035	mg/L	1		6010D	Dissolved
Calcium, Dissolved	36		0.10	0.038	mg/L	1		6010D	Dissolved
Cobalt, Dissolved	0.0016	J	0.020	0.0015	mg/L	1		6010D	Dissolved
Lithium, Dissolved	0.12		0.020	0.0037	mg/L	1		6010D	Dissolved
Magnesium, Dissolved	3.7		0.10	0.036	mg/L	1		6010D	Dissolved
Manganese, Dissolved	0.12		0.015	0.0013	mg/L	1		6010D	Dissolved
Potassium, Dissolved	5.4		0.50	0.32	mg/L	1		6010D	Dissolved
Sodium, Dissolved	27		1.0	0.039	mg/L	1		6010D	Dissolved

Client Sample ID: Reagent Test 3B — Lab Sample ID: 705-60229-3

Analyte	Result	Qualifier	RL	MDL	Unit	Dil Fac	D	Method	Prep Type
Chloride	14		1.0	0.98	mg/L	1		300.0	Total/NA
Fluoride	0.83		0.20	0.081	mg/L	1		300.0	Total/NA
Sulfate	130		10	7.7	mg/L	10		300.0	Total/NA
Barium, Dissolved	0.018	J	0.020	0.0035	mg/L	1		6010D	Dissolved
Calcium, Dissolved	22		0.10	0.038	mg/L	1		6010D	Dissolved
Iron, Dissolved	0.043	J	0.10	0.035	mg/L	1		6010D	Dissolved
Lithium, Dissolved	0.017	J	0.020	0.0037	mg/L	1		6010D	Dissolved
Magnesium, Dissolved	0.90		0.10	0.036	mg/L	1		6010D	Dissolved
Manganese, Dissolved	0.013	J	0.015	0.0013	mg/L	1		6010D	Dissolved
Potassium, Dissolved	2.5		0.50	0.32	mg/L	1		6010D	Dissolved
Selenium, Dissolved	0.013	J	0.020	0.011	mg/L	1		6010D	Dissolved
Sodium, Dissolved	27		1.0	0.039	mg/L	1		6010D	Dissolved

Client Sample ID: Reagent Test 4B — Lab Sample ID: 705-60229-4

Analyte	Result	Qualifier	RL	MDL	Unit	Dil Fac	D	Method	Prep Type
Chloride	11		1.0	0.98	mg/L	1		300.0	Total/NA
Fluoride	1.9		0.20	0.081	mg/L	1		300.0	Total/NA
Sulfate	200		10	7.7	mg/L	10		300.0	Total/NA
Aluminum, Dissolved	0.28		0.20	0.063	mg/L	1		6010D	Dissolved
Calcium, Dissolved	4.3		0.10	0.038	mg/L	1		6010D	Dissolved
Lithium, Dissolved	0.060		0.020	0.0037	mg/L	1		6010D	Dissolved

This Detection Summary does not include radiochemical test results.

Eurofins Atlanta

Detection Summary

Client: Arcadis US Inc.
Project/Site: GP Plant McIntosh

Job ID: 705-60229-1

Client Sample ID: Reagent Test 4B (Continued) — Lab Sample ID: 705-60229-4

Analyte	Result	Qualifier	RL	MDL	Unit	Dil Fac	D	Method	Prep Type
Magnesium, Dissolved	0.37		0.10	0.036	mg/L	1		6010D	Dissolved
Potassium, Dissolved	3.2		0.50	0.32	mg/L	1		6010D	Dissolved
Sodium, Dissolved	140		1.0	0.039	mg/L	1		6010D	Dissolved

Client Sample ID: Reagent Test 5B — Lab Sample ID: 705-60229-5

Analyte	Result	Qualifier	RL	MDL	Unit	Dil Fac	D	Method	Prep Type
Chloride	11		1.0	0.98	mg/L	1		300.0	Total/NA
Fluoride	3.3		0.20	0.081	mg/L	1		300.0	Total/NA
Sulfate	190		10	7.7	mg/L	10		300.0	Total/NA
Aluminum, Dissolved	5.8		0.20	0.063	mg/L	1		6010D	Dissolved
Calcium, Dissolved	0.87		0.10	0.038	mg/L	1		6010D	Dissolved
Lithium, Dissolved	0.047		0.020	0.0037	mg/L	1		6010D	Dissolved
Magnesium, Dissolved	0.072	J	0.10	0.036	mg/L	1		6010D	Dissolved
Potassium, Dissolved	4.0		0.50	0.32	mg/L	1		6010D	Dissolved
Sodium, Dissolved	490		10	0.39	mg/L	10		6010D	Dissolved

Client Sample ID: Reagent Test 6B — Lab Sample ID: 705-60229-6

Analyte	Result	Qualifier	RL	MDL	Unit	Dil Fac	D	Method	Prep Type
Chloride	7.1		1.0	0.98	mg/L	1		300.0	Total/NA
Fluoride	0.30		0.20	0.081	mg/L	1		300.0	Total/NA
Sulfate	42		1.0	0.77	mg/L	1		300.0	Total/NA
Aluminum, Dissolved	0.22		0.20	0.063	mg/L	1		6010D	Dissolved
Calcium, Dissolved	1.3		0.10	0.038	mg/L	1		6010D	Dissolved
Potassium, Dissolved	1.9		0.50	0.32	mg/L	1		6010D	Dissolved
Sodium, Dissolved	20		1.0	0.039	mg/L	1		6010D	Dissolved

Client Sample ID: Reagent Test 7B — Lab Sample ID: 705-60229-7

Analyte	Result	Qualifier	RL	MDL	Unit	Dil Fac	D	Method	Prep Type
Chloride	8.1		1.0	0.98	mg/L	1		300.0	Total/NA
Fluoride	0.25		0.20	0.081	mg/L	1		300.0	Total/NA
Sulfate	60		1.0	0.77	mg/L	1		300.0	Total/NA
Aluminum, Dissolved	0.097	J	0.20	0.063	mg/L	1		6010D	Dissolved
Barium, Dissolved	0.0065	J	0.020	0.0035	mg/L	1		6010D	Dissolved
Calcium, Dissolved	4.2		0.10	0.038	mg/L	1		6010D	Dissolved
Magnesium, Dissolved	0.072	J	0.10	0.036	mg/L	1		6010D	Dissolved
Potassium, Dissolved	2.9		0.50	0.32	mg/L	1		6010D	Dissolved
Sodium, Dissolved	23		1.0	0.039	mg/L	1		6010D	Dissolved

This Detection Summary does not include radiochemical test results.

Client Sample Results

Client: Arcadis US Inc.
Project/Site: GP Plant McIntosh

Job ID: 705-60229-1

Client Sample ID: Reagent Test 1B

Lab Sample ID: 705-60229-1
Matrix: Water

Date Collected: 03/10/26 14:10
Date Received: 03/11/26 10:20

Method: EPA 300.0 - Anions, Ion Chromatography

Analyte	Result	Qualifier	RL	MDL	Unit	D	Prepared	Analyzed	Dil Fac
Chloride	**12**		1.0	0.98	mg/L			03/12/26 03:13	1
Fluoride	**0.28**		0.20	0.081	mg/L			03/12/26 23:27	1
Sulfate	**180**		10	7.7	mg/L			03/13/26 01:34	10

Method: SW846 6010D - Metals (ICP) - Dissolved

Analyte	Result	Qualifier	RL	MDL	Unit	D	Prepared	Analyzed	Dil Fac
Aluminum, Dissolved	<0.063		0.20	0.063	mg/L			03/13/26 14:25	1
Antimony, Dissolved	<0.0075		0.020	0.0075	mg/L			03/13/26 14:25	1
Arsenic, Dissolved	<0.0099		0.050	0.0099	mg/L			03/13/26 14:25	1
Barium, Dissolved	**0.014**	**J**	0.020	0.0035	mg/L			03/13/26 14:25	1
Beryllium, Dissolved	<0.0014		0.010	0.0014	mg/L			03/13/26 14:25	1
Cadmium, Dissolved	<0.00080		0.0050	0.00080	mg/L			03/13/26 14:25	1
Calcium, Dissolved	**41**		0.10	0.038	mg/L			03/13/26 14:25	1
Chromium, Dissolved	<0.0038		0.010	0.0038	mg/L			03/13/26 14:25	1
Cobalt, Dissolved	<0.0015		0.020	0.0015	mg/L			03/13/26 14:25	1
Iron, Dissolved	**0.067**	**J**	0.10	0.035	mg/L			03/13/26 14:25	1
Lead, Dissolved	<0.0061		0.010	0.0061	mg/L			03/13/26 14:25	1
Lithium, Dissolved	**0.14**		0.020	0.0037	mg/L			03/17/26 09:51	1
Magnesium, Dissolved	**3.8**		0.10	0.036	mg/L			03/13/26 14:25	1
Manganese, Dissolved	**0.0077**	**J**	0.015	0.0013	mg/L			03/13/26 14:25	1
Molybdenum, Dissolved	<0.0092		0.050	0.0092	mg/L			03/13/26 14:25	1
Potassium, Dissolved	**5.9**		0.50	0.32	mg/L			03/17/26 09:51	1
Selenium, Dissolved	<0.011		0.020	0.011	mg/L			03/13/26 14:25	1
Sodium, Dissolved	**27**		1.0	0.039	mg/L			03/13/26 14:25	1
Thallium, Dissolved	<0.015		0.020	0.015	mg/L			03/13/26 14:25	1

Client Sample ID: Reagent Test 2B

Lab Sample ID: 705-60229-2
Matrix: Water

Date Collected: 03/10/26 14:15
Date Received: 03/11/26 10:20

Method: EPA 300.0 - Anions, Ion Chromatography

Analyte	Result	Qualifier	RL	MDL	Unit	D	Prepared	Analyzed	Dil Fac
Chloride	**11**		1.0	0.98	mg/L			03/12/26 03:24	1
Fluoride	**0.34**		0.20	0.081	mg/L			03/12/26 23:39	1
Sulfate	**180**		10	7.7	mg/L			03/13/26 01:45	10

Method: SW846 6010D - Metals (ICP) - Dissolved

Analyte	Result	Qualifier	RL	MDL	Unit	D	Prepared	Analyzed	Dil Fac
Aluminum, Dissolved	<0.063		0.20	0.063	mg/L			03/13/26 14:28	1
Antimony, Dissolved	<0.0075		0.020	0.0075	mg/L			03/13/26 14:28	1
Arsenic, Dissolved	<0.0099		0.050	0.0099	mg/L			03/13/26 14:28	1
Barium, Dissolved	**0.028**		0.020	0.0035	mg/L			03/13/26 14:28	1
Beryllium, Dissolved	<0.0014		0.010	0.0014	mg/L			03/13/26 14:28	1
Cadmium, Dissolved	<0.00080		0.0050	0.00080	mg/L			03/13/26 14:28	1
Calcium, Dissolved	**36**		0.10	0.038	mg/L			03/13/26 14:28	1
Chromium, Dissolved	<0.0038		0.010	0.0038	mg/L			03/13/26 14:28	1
Cobalt, Dissolved	**0.0016**	**J**	0.020	0.0015	mg/L			03/13/26 14:28	1
Iron, Dissolved	<0.035		0.10	0.035	mg/L			03/13/26 14:28	1
Lead, Dissolved	<0.0061		0.010	0.0061	mg/L			03/13/26 14:28	1
Lithium, Dissolved	**0.12**		0.020	0.0037	mg/L			03/17/26 09:54	1

Client Sample ID: Reagent Test 2B — Lab Sample ID: 705-60229-2

Date Collected: 03/10/26 14:15
Date Received: 03/11/26 10:20
Matrix: Water

Method: SW846 6010D - Metals (ICP) - Dissolved (Continued)

Analyte	Result	Qualifier	RL	MDL	Unit	D	Prepared	Analyzed	Dil Fac
Magnesium, Dissolved	**3.7**		0.10	0.036	mg/L			03/13/26 14:28	1
Manganese, Dissolved	**0.12**		0.015	0.0013	mg/L			03/13/26 14:28	1
Molybdenum, Dissolved	<0.0092		0.050	0.0092	mg/L			03/13/26 14:28	1
Potassium, Dissolved	**5.4**		0.50	0.32	mg/L			03/17/26 09:54	1
Selenium, Dissolved	<0.011		0.020	0.011	mg/L			03/13/26 14:28	1
Sodium, Dissolved	**27**		1.0	0.039	mg/L			03/13/26 14:28	1
Thallium, Dissolved	<0.015		0.020	0.015	mg/L			03/13/26 14:28	1

Client Sample ID: Reagent Test 3B — Lab Sample ID: 705-60229-3

Date Collected: 03/10/26 14:20
Date Received: 03/11/26 10:20
Matrix: Water

Method: EPA 300.0 - Anions, Ion Chromatography

Analyte	Result	Qualifier	RL	MDL	Unit	D	Prepared	Analyzed	Dil Fac
Chloride	**14**		1.0	0.98	mg/L			03/12/26 03:36	1
Fluoride	**0.83**		0.20	0.081	mg/L			03/12/26 23:50	1
Sulfate	**130**		10	7.7	mg/L			03/13/26 01:57	10

Method: SW846 6010D - Metals (ICP) - Dissolved

Analyte	Result	Qualifier	RL	MDL	Unit	D	Prepared	Analyzed	Dil Fac
Aluminum, Dissolved	<0.063		0.20	0.063	mg/L			03/13/26 14:31	1
Antimony, Dissolved	<0.0075		0.020	0.0075	mg/L			03/13/26 14:31	1
Arsenic, Dissolved	<0.0099		0.050	0.0099	mg/L			03/13/26 14:31	1
Barium, Dissolved	**0.018**	**J**	0.020	0.0035	mg/L			03/13/26 14:31	1
Beryllium, Dissolved	<0.0014		0.010	0.0014	mg/L			03/13/26 14:31	1
Cadmium, Dissolved	<0.00080		0.0050	0.00080	mg/L			03/13/26 14:31	1
Calcium, Dissolved	**22**		0.10	0.038	mg/L			03/13/26 14:31	1
Chromium, Dissolved	<0.0038		0.010	0.0038	mg/L			03/13/26 14:31	1
Cobalt, Dissolved	<0.0015		0.020	0.0015	mg/L			03/13/26 14:31	1
Iron, Dissolved	**0.043**	**J**	0.10	0.035	mg/L			03/13/26 14:31	1
Lead, Dissolved	<0.0061		0.010	0.0061	mg/L			03/13/26 14:31	1
Lithium, Dissolved	**0.017**	**J**	0.020	0.0037	mg/L			03/17/26 09:57	1
Magnesium, Dissolved	**0.90**		0.10	0.036	mg/L			03/13/26 14:31	1
Manganese, Dissolved	**0.013**	**J**	0.015	0.0013	mg/L			03/13/26 14:31	1
Molybdenum, Dissolved	<0.0092		0.050	0.0092	mg/L			03/13/26 14:31	1
Potassium, Dissolved	**2.5**		0.50	0.32	mg/L			03/17/26 09:57	1
Selenium, Dissolved	**0.013**	**J**	0.020	0.011	mg/L			03/13/26 14:31	1
Sodium, Dissolved	**27**		1.0	0.039	mg/L			03/13/26 14:31	1
Thallium, Dissolved	<0.015		0.020	0.015	mg/L			03/13/26 14:31	1

Client Sample ID: Reagent Test 4B — Lab Sample ID: 705-60229-4

Date Collected: 03/10/26 14:30
Date Received: 03/11/26 10:20
Matrix: Water

Method: EPA 300.0 - Anions, Ion Chromatography

Analyte	Result	Qualifier	RL	MDL	Unit	D	Prepared	Analyzed	Dil Fac
Chloride	**11**		1.0	0.98	mg/L			03/12/26 03:47	1
Fluoride	**1.9**		0.20	0.081	mg/L			03/13/26 00:02	1
Sulfate	**200**		10	7.7	mg/L			03/13/26 02:08	10

Client Sample Results

Client: Arcadis US Inc.
Project/Site: GP Plant McIntosh

Job ID: 705-60229-1

Client Sample ID: Reagent Test 4B

Lab Sample ID: 705-60229-4
Matrix: Water
Date Collected: 03/10/26 14:30
Date Received: 03/11/26 10:20

Method: SW846 6010D - Metals (ICP) - Dissolved

Analyte	Result	Qualifier	RL	MDL	Unit	D	Prepared	Analyzed	Dil Fac
Aluminum, Dissolved	**0.28**		0.20	0.063	mg/L			03/13/26 14:34	1
Antimony, Dissolved	<0.0075		0.020	0.0075	mg/L			03/13/26 14:34	1
Arsenic, Dissolved	<0.0099		0.050	0.0099	mg/L			03/13/26 14:34	1
Barium, Dissolved	<0.0035		0.020	0.0035	mg/L			03/13/26 14:34	1
Beryllium, Dissolved	<0.0014		0.010	0.0014	mg/L			03/13/26 14:34	1
Cadmium, Dissolved	<0.00080		0.0050	0.00080	mg/L			03/13/26 14:34	1
Calcium, Dissolved	**4.3**		0.10	0.038	mg/L			03/13/26 14:34	1
Chromium, Dissolved	<0.0038		0.010	0.0038	mg/L			03/13/26 14:34	1
Cobalt, Dissolved	<0.0015		0.020	0.0015	mg/L			03/13/26 14:34	1
Iron, Dissolved	<0.035		0.10	0.035	mg/L			03/13/26 14:34	1
Lead, Dissolved	<0.0061		0.010	0.0061	mg/L			03/13/26 14:34	1
Lithium, Dissolved	**0.060**		0.020	0.0037	mg/L			03/17/26 09:59	1
Magnesium, Dissolved	**0.37**		0.10	0.036	mg/L			03/13/26 14:34	1
Manganese, Dissolved	<0.0013		0.015	0.0013	mg/L			03/13/26 14:34	1
Molybdenum, Dissolved	<0.0092		0.050	0.0092	mg/L			03/13/26 14:34	1
Potassium, Dissolved	**3.2**		0.50	0.32	mg/L			03/17/26 09:59	1
Selenium, Dissolved	<0.011		0.020	0.011	mg/L			03/13/26 14:34	1
Sodium, Dissolved	**140**		1.0	0.039	mg/L			03/13/26 14:34	1
Thallium, Dissolved	<0.015		0.020	0.015	mg/L			03/13/26 14:34	1

Client Sample ID: Reagent Test 5B

Lab Sample ID: 705-60229-5
Matrix: Water
Date Collected: 03/10/26 14:40
Date Received: 03/11/26 10:20

Method: EPA 300.0 - Anions, Ion Chromatography

Analyte	Result	Qualifier	RL	MDL	Unit	D	Prepared	Analyzed	Dil Fac
Chloride	**11**		1.0	0.98	mg/L			03/12/26 03:58	1
Fluoride	**3.3**		0.20	0.081	mg/L			03/13/26 00:48	1
Sulfate	**190**		10	7.7	mg/L			03/13/26 02:20	10

Method: SW846 6010D - Metals (ICP) - Dissolved

Analyte	Result	Qualifier	RL	MDL	Unit	D	Prepared	Analyzed	Dil Fac
Aluminum, Dissolved	**5.8**		0.20	0.063	mg/L			03/13/26 14:36	1
Antimony, Dissolved	<0.0075		0.020	0.0075	mg/L			03/13/26 14:36	1
Arsenic, Dissolved	<0.0099		0.050	0.0099	mg/L			03/13/26 14:36	1
Barium, Dissolved	<0.0035		0.020	0.0035	mg/L			03/13/26 14:36	1
Beryllium, Dissolved	<0.0014		0.010	0.0014	mg/L			03/13/26 14:36	1
Cadmium, Dissolved	<0.00080		0.0050	0.00080	mg/L			03/13/26 14:36	1
Calcium, Dissolved	**0.87**		0.10	0.038	mg/L			03/13/26 14:36	1
Chromium, Dissolved	<0.0038		0.010	0.0038	mg/L			03/13/26 14:36	1
Cobalt, Dissolved	<0.0015		0.020	0.0015	mg/L			03/13/26 14:36	1
Iron, Dissolved	<0.035		0.10	0.035	mg/L			03/13/26 14:36	1
Lead, Dissolved	<0.0061		0.010	0.0061	mg/L			03/13/26 14:36	1
Lithium, Dissolved	**0.047**		0.020	0.0037	mg/L			03/17/26 10:08	1
Magnesium, Dissolved	**0.072**	**J**	0.10	0.036	mg/L			03/13/26 14:36	1
Manganese, Dissolved	<0.0013		0.015	0.0013	mg/L			03/13/26 14:36	1
Molybdenum, Dissolved	<0.0092		0.050	0.0092	mg/L			03/13/26 14:36	1
Potassium, Dissolved	**4.0**		0.50	0.32	mg/L			03/17/26 10:08	1
Selenium, Dissolved	<0.011		0.020	0.011	mg/L			03/13/26 14:36	1
Sodium, Dissolved	**490**		10	0.39	mg/L			03/20/26 14:51	10

Client Sample ID: Reagent Test 5B — Lab Sample ID: 705-60229-5

Date Collected: 03/10/26 14:40 — **Matrix: Water**
Date Received: 03/11/26 10:20

Method: SW846 6010D - Metals (ICP) - Dissolved (Continued)

Analyte	Result	Qualifier	RL	MDL	Unit	D	Prepared	Analyzed	Dil Fac
Thallium, Dissolved	<0.015		0.020	0.015	mg/L			03/13/26 14:36	1

Client Sample ID: Reagent Test 6B — Lab Sample ID: 705-60229-6

Date Collected: 03/10/26 14:45 — **Matrix: Water**
Date Received: 03/11/26 10:20

Method: EPA 300.0 - Anions, Ion Chromatography

Analyte	Result	Qualifier	RL	MDL	Unit	D	Prepared	Analyzed	Dil Fac
Chloride	**7.1**		1.0	0.98	mg/L			03/12/26 04:44	1
Fluoride	**0.30**		0.20	0.081	mg/L			03/13/26 00:59	1
Sulfate	**42**		1.0	0.77	mg/L			03/12/26 04:44	1

Method: SW846 6010D - Metals (ICP) - Dissolved

Analyte	Result	Qualifier	RL	MDL	Unit	D	Prepared	Analyzed	Dil Fac
Aluminum, Dissolved	**0.22**		0.20	0.063	mg/L			03/13/26 14:45	1
Antimony, Dissolved	<0.0075		0.020	0.0075	mg/L			03/13/26 14:45	1
Arsenic, Dissolved	<0.0099		0.050	0.0099	mg/L			03/13/26 14:45	1
Barium, Dissolved	<0.0035		0.020	0.0035	mg/L			03/13/26 14:45	1
Beryllium, Dissolved	<0.0014		0.010	0.0014	mg/L			03/13/26 14:45	1
Cadmium, Dissolved	<0.00080		0.0050	0.00080	mg/L			03/13/26 14:45	1
Calcium, Dissolved	**1.3**		0.10	0.038	mg/L			03/13/26 14:45	1
Chromium, Dissolved	<0.0038		0.010	0.0038	mg/L			03/13/26 14:45	1
Cobalt, Dissolved	<0.0015		0.020	0.0015	mg/L			03/13/26 14:45	1
Iron, Dissolved	<0.035		0.10	0.035	mg/L			03/13/26 14:45	1
Lead, Dissolved	<0.0061		0.010	0.0061	mg/L			03/13/26 14:45	1
Lithium, Dissolved	<0.0037		0.020	0.0037	mg/L			03/17/26 10:11	1
Magnesium, Dissolved	<0.036		0.10	0.036	mg/L			03/13/26 14:45	1
Manganese, Dissolved	<0.0013		0.015	0.0013	mg/L			03/13/26 14:45	1
Molybdenum, Dissolved	<0.0092		0.050	0.0092	mg/L			03/13/26 14:45	1
Potassium, Dissolved	**1.9**		0.50	0.32	mg/L			03/17/26 10:11	1
Selenium, Dissolved	<0.011		0.020	0.011	mg/L			03/13/26 14:45	1
Sodium, Dissolved	**20**		1.0	0.039	mg/L			03/13/26 14:45	1
Thallium, Dissolved	<0.015		0.020	0.015	mg/L			03/13/26 14:45	1

Client Sample ID: Reagent Test 7B — Lab Sample ID: 705-60229-7

Date Collected: 03/10/26 14:50 — **Matrix: Water**
Date Received: 03/11/26 10:20

Method: EPA 300.0 - Anions, Ion Chromatography

Analyte	Result	Qualifier	RL	MDL	Unit	D	Prepared	Analyzed	Dil Fac
Chloride	**8.1**		1.0	0.98	mg/L			03/12/26 04:55	1
Fluoride	**0.25**		0.20	0.081	mg/L			03/13/26 01:11	1
Sulfate	**60**		1.0	0.77	mg/L			03/13/26 01:11	1

Method: SW846 6010D - Metals (ICP) - Dissolved

Analyte	Result	Qualifier	RL	MDL	Unit	D	Prepared	Analyzed	Dil Fac
Aluminum, Dissolved	**0.097**	**J**	0.20	0.063	mg/L			03/13/26 14:48	1
Antimony, Dissolved	<0.0075		0.020	0.0075	mg/L			03/13/26 14:48	1
Arsenic, Dissolved	<0.0099		0.050	0.0099	mg/L			03/13/26 14:48	1
Barium, Dissolved	**0.0065**	**J**	0.020	0.0035	mg/L			03/13/26 14:48	1
Beryllium, Dissolved	<0.0014		0.010	0.0014	mg/L			03/13/26 14:48	1

Client Sample Results

Client: Arcadis US Inc.
Project/Site: GP Plant McIntosh

Job ID: 705-60229-1

Client Sample ID: Reagent Test 7B

Lab Sample ID: 705-60229-7

Date Collected: 03/10/26 14:50
Date Received: 03/11/26 10:20

Matrix: Water

Method: SW846 6010D - Metals (ICP) - Dissolved (Continued)

Analyte	Result	Qualifier	RL	MDL	Unit	D	Prepared	Analyzed	Dil Fac
Cadmium, Dissolved	<0.00080		0.0050	0.00080	mg/L			03/13/26 14:48	1
Calcium, Dissolved	**4.2**		0.10	0.038	mg/L			03/13/26 14:48	1
Chromium, Dissolved	<0.0038		0.010	0.0038	mg/L			03/13/26 14:48	1
Cobalt, Dissolved	<0.0015		0.020	0.0015	mg/L			03/13/26 14:48	1
Iron, Dissolved	<0.035		0.10	0.035	mg/L			03/13/26 14:48	1
Lead, Dissolved	<0.0061		0.010	0.0061	mg/L			03/13/26 14:48	1
Lithium, Dissolved	<0.0037		0.020	0.0037	mg/L			03/17/26 10:14	1
Magnesium, Dissolved	**0.072**	**J**	0.10	0.036	mg/L			03/13/26 14:48	1
Manganese, Dissolved	<0.0013		0.015	0.0013	mg/L			03/13/26 14:48	1
Molybdenum, Dissolved	<0.0092		0.050	0.0092	mg/L			03/13/26 14:48	1
Potassium, Dissolved	**2.9**		0.50	0.32	mg/L			03/17/26 10:14	1
Selenium, Dissolved	<0.011		0.020	0.011	mg/L			03/13/26 14:48	1
Sodium, Dissolved	**23**		1.0	0.039	mg/L			03/13/26 14:48	1
Thallium, Dissolved	<0.015		0.020	0.015	mg/L			03/13/26 14:48	1

Method Summary

Client: Arcadis US Inc.
Project/Site: GP Plant McIntosh

Job ID: 705-60229-1

Method	Method Description	Protocol	Laboratory
300.0	Anions, Ion Chromatography	EPA	EET ATL 2
6010D	Metals (ICP)	SW846	EET ATL

Protocol References:

EPA = US Environmental Protection Agency

SW846 = "Test Methods For Evaluating Solid Waste, Physical/Chemical Methods", Third Edition, November 1986 And Its Updates.

Laboratory References:

EET ATL = Eurofins Atlanta, 3080 Presidential Dr, Atlanta, GA 30340, TEL (770)457-8177

EET ATL 2 = Eurofins Atlanta Building A, 3080 Presidential Pkwy, Atlanta, GA 30340, TEL (770)457-8177

Lab Chronicle

Client: Arcadis US Inc.
Project/Site: GP Plant McIntosh

Job ID: 705-60229-1

Client Sample ID: Reagent Test 1B

Lab Sample ID: 705-60229-1
Date Collected: 03/10/26 14:10
Matrix: Water
Date Received: 03/11/26 10:20

Prep Type	Batch Type	Batch Method	Run	Dil Factor	Initial Amount	Final Amount	Batch Number	Prepared or Analyzed	Analyst	Lab
Total/NA	Analysis	300.0		1	0 mL	0 mL	119724	03/12/26 03:13	MS	EET ATL
Total/NA	Analysis	300.0		1			120021	03/12/26 23:27	MS	EET ATL 2
Total/NA	Analysis	300.0		10			120021	03/13/26 01:34	MS	EET ATL 2
Dissolved	Analysis	6010D		1			120409	03/13/26 14:25	MT	EET ATL
Dissolved	Analysis	6010D		1			121081	03/17/26 09:51	DS	EET ATL

Client Sample ID: Reagent Test 2B

Lab Sample ID: 705-60229-2
Date Collected: 03/10/26 14:15
Matrix: Water
Date Received: 03/11/26 10:20

Prep Type	Batch Type	Batch Method	Run	Dil Factor	Initial Amount	Final Amount	Batch Number	Prepared or Analyzed	Analyst	Lab
Total/NA	Analysis	300.0		1	0 mL	0 mL	119724	03/12/26 03:24	MS	EET ATL
Total/NA	Analysis	300.0		1			120021	03/12/26 23:39	MS	EET ATL 2
Total/NA	Analysis	300.0		10			120021	03/13/26 01:45	MS	EET ATL 2
Dissolved	Analysis	6010D		1			120409	03/13/26 14:28	MT	EET ATL
Dissolved	Analysis	6010D		1			121081	03/17/26 09:54	DS	EET ATL

Client Sample ID: Reagent Test 3B

Lab Sample ID: 705-60229-3
Date Collected: 03/10/26 14:20
Matrix: Water
Date Received: 03/11/26 10:20

Prep Type	Batch Type	Batch Method	Run	Dil Factor	Initial Amount	Final Amount	Batch Number	Prepared or Analyzed	Analyst	Lab
Total/NA	Analysis	300.0		1	0 mL	0 mL	119724	03/12/26 03:36	MS	EET ATL
Total/NA	Analysis	300.0		1			120021	03/12/26 23:50	MS	EET ATL 2
Total/NA	Analysis	300.0		10			120021	03/13/26 01:57	MS	EET ATL 2
Dissolved	Analysis	6010D		1			120409	03/13/26 14:31	MT	EET ATL
Dissolved	Analysis	6010D		1			121081	03/17/26 09:57	DS	EET ATL

Client Sample ID: Reagent Test 4B

Lab Sample ID: 705-60229-4
Date Collected: 03/10/26 14:30
Matrix: Water
Date Received: 03/11/26 10:20

Prep Type	Batch Type	Batch Method	Run	Dil Factor	Initial Amount	Final Amount	Batch Number	Prepared or Analyzed	Analyst	Lab
Total/NA	Analysis	300.0		1	0 mL	0 mL	119724	03/12/26 03:47	MS	EET ATL
Total/NA	Analysis	300.0		1			120021	03/13/26 00:02	MS	EET ATL 2
Total/NA	Analysis	300.0		10			120021	03/13/26 02:08	MS	EET ATL 2
Dissolved	Analysis	6010D		1			120409	03/13/26 14:34	MT	EET ATL
Dissolved	Analysis	6010D		1			121081	03/17/26 09:59	DS	EET ATL

Lab Chronicle

Client: Arcadis US Inc.
Project/Site: GP Plant McIntosh

Job ID: 705-60229-1

Client Sample ID: Reagent Test 5B

Lab Sample ID: 705-60229-5
Date Collected: 03/10/26 14:40
Matrix: Water
Date Received: 03/11/26 10:20

Prep Type	Batch Type	Batch Method	Run	Dil Factor	Initial Amount	Final Amount	Batch Number	Prepared or Analyzed	Analyst	Lab
Total/NA	Analysis	300.0		1	0 mL	0 mL	119724	03/12/26 03:58	MS	EET ATL
Total/NA	Analysis	300.0		1			120021	03/13/26 00:48	MS	EET ATL 2
Total/NA	Analysis	300.0		10			120021	03/13/26 02:20	MS	EET ATL 2
Dissolved	Analysis	6010D		1			120409	03/13/26 14:36	MT	EET ATL
Dissolved	Analysis	6010D		1			121081	03/17/26 10:08	DS	EET ATL
Dissolved	Analysis	6010D		10			122203	03/20/26 14:51	DS	EET ATL

Client Sample ID: Reagent Test 6B

Lab Sample ID: 705-60229-6
Date Collected: 03/10/26 14:45
Matrix: Water
Date Received: 03/11/26 10:20

Prep Type	Batch Type	Batch Method	Run	Dil Factor	Initial Amount	Final Amount	Batch Number	Prepared or Analyzed	Analyst	Lab
Total/NA	Analysis	300.0		1	0 mL	0 mL	119724	03/12/26 04:44	MS	EET ATL
Total/NA	Analysis	300.0		1			120021	03/13/26 00:59	MS	EET ATL 2
Dissolved	Analysis	6010D		1			120409	03/13/26 14:45	MT	EET ATL
Dissolved	Analysis	6010D		1			121081	03/17/26 10:11	DS	EET ATL

Client Sample ID: Reagent Test 7B

Lab Sample ID: 705-60229-7
Date Collected: 03/10/26 14:50
Matrix: Water
Date Received: 03/11/26 10:20

Prep Type	Batch Type	Batch Method	Run	Dil Factor	Initial Amount	Final Amount	Batch Number	Prepared or Analyzed	Analyst	Lab
Total/NA	Analysis	300.0		1	0 mL	0 mL	119724	03/12/26 04:55	MS	EET ATL
Total/NA	Analysis	300.0		1			120021	03/13/26 01:11	MS	EET ATL 2
Dissolved	Analysis	6010D		1			120409	03/13/26 14:48	MT	EET ATL
Dissolved	Analysis	6010D		1			121081	03/17/26 10:14	DS	EET ATL

Laboratory References:

EET ATL = Eurofins Atlanta, 3080 Presidential Dr, Atlanta, GA 30340, TEL (770)457-8177

EET ATL 2 = Eurofins Atlanta Building A, 3080 Presidential Pkwy, Atlanta, GA 30340, TEL (770)457-8177

QC Sample Results

Client: Arcadis US Inc.
Project/Site: GP Plant McIntosh

Job ID: 705-60229-1

Method: 300.0 - Anions, Ion Chromatography

Lab Sample ID: MB 705-119724/53
Matrix: Water
Analysis Batch: 119724

Client Sample ID: Method Blank
Prep Type: Total/NA

Analyte	MB Result	MB Qualifier	RL	MDL	Unit	D	Prepared	Analyzed	Dil Fac
Chloride	<0.98		1.0	0.98	mg/L			03/11/26 23:49	1
Fluoride	<0.081		0.20	0.081	mg/L			03/11/26 23:49	1
Sulfate	<0.77		1.0	0.77	mg/L			03/11/26 23:49	1

Lab Sample ID: LCS 705-119724/54
Matrix: Water
Analysis Batch: 119724

Client Sample ID: Lab Control Sample
Prep Type: Total/NA

Analyte	Spike Added	LCS Result	LCS Qualifier	Unit	D	%Rec	%Rec Limits
Chloride	10.0	10.2		mg/L		102	90 - 110
Fluoride	5.00	5.49		mg/L		110	90 - 110
Sulfate	25.0	25.6		mg/L		102	90 - 110

Lab Sample ID: 752-42580-C-3 MS
Matrix: Water
Analysis Batch: 119724

Client Sample ID: Matrix Spike
Prep Type: Total/NA

Analyte	Sample Result	Sample Qualifier	Spike Added	MS Result	MS Qualifier	Unit	D	%Rec	%Rec Limits
Chloride	7.8		10.0	17.7		mg/L		99	90 - 110
Fluoride	0.11	J	5.00	5.43		mg/L		106	90 - 110
Sulfate	0.97	J	25.0	26.2		mg/L		101	90 - 110

Lab Sample ID: 752-42580-C-3 MSD
Matrix: Water
Analysis Batch: 119724

Client Sample ID: Matrix Spike Duplicate
Prep Type: Total/NA

Analyte	Sample Result	Sample Qualifier	Spike Added	MSD Result	MSD Qualifier	Unit	D	%Rec	%Rec Limits	RPD	RPD Limit
Chloride	7.8		10.0	17.8		mg/L		101	90 - 110	1	20
Fluoride	0.11	J	5.00	5.46		mg/L		107	90 - 110	1	20
Sulfate	0.97	J	25.0	26.2		mg/L		101	90 - 110	0	20

Lab Sample ID: MB 705-120021/1135
Matrix: Water
Analysis Batch: 120021

Client Sample ID: Method Blank
Prep Type: Total/NA

Analyte	MB Result	MB Qualifier	RL	MDL	Unit	D	Prepared	Analyzed	Dil Fac
Chloride	<0.98		1.0	0.98	mg/L			03/12/26 19:36	1
Fluoride	<0.081		0.20	0.081	mg/L			03/12/26 19:36	1
Sulfate	<0.77		1.0	0.77	mg/L			03/12/26 19:36	1

Lab Sample ID: LCS 705-120021/1134
Matrix: Water
Analysis Batch: 120021

Client Sample ID: Lab Control Sample
Prep Type: Total/NA

Analyte	Spike Added	LCS Result	LCS Qualifier	Unit	D	%Rec	%Rec Limits
Chloride	10.0	10.2		mg/L		102	90 - 110
Fluoride	5.00	5.06		mg/L		101	90 - 110
Sulfate	25.0	25.7		mg/L		103	90 - 110

Method: 300.0 - Anions, Ion Chromatography (Continued)

Lab Sample ID: 705-60307-D-16 MS
Matrix: Water
Analysis Batch: 120021

Client Sample ID: Matrix Spike
Prep Type: Total/NA

Analyte	Sample Result	Sample Qualifier	Spike Added	MS Result	MS Qualifier	Unit	D	%Rec	%Rec Limits
Chloride	12	F1	10.0	20.3	F1	mg/L		88	90 - 110
Fluoride	0.23		5.00	4.97		mg/L		95	90 - 110
Sulfate	13		25.0	36.3		mg/L		95	90 - 110

Lab Sample ID: 705-60307-D-16 MSD
Matrix: Water
Analysis Batch: 120021

Client Sample ID: Matrix Spike Duplicate
Prep Type: Total/NA

Analyte	Sample Result	Sample Qualifier	Spike Added	MSD Result	MSD Qualifier	Unit	D	%Rec	%Rec Limits	RPD	RPD Limit
Chloride	12	F1	10.0	20.1	F1	mg/L		86	90 - 110	1	20
Fluoride	0.23		5.00	4.90		mg/L		93	90 - 110	1	20
Sulfate	13		25.0	35.8		mg/L		93	90 - 110	1	20

Method: 6010D - Metals (ICP)

Lab Sample ID: MB 705-120327/1-A
Matrix: Water
Analysis Batch: 120409

Client Sample ID: Method Blank
Prep Type: Dissolved

Analyte	MB Result	MB Qualifier	RL	MDL	Unit	D	Prepared	Analyzed	Dil Fac
Aluminum, Dissolved	<0.063		0.20	0.063	mg/L			03/13/26 13:21	1
Antimony, Dissolved	<0.0075		0.020	0.0075	mg/L			03/13/26 13:21	1
Arsenic, Dissolved	<0.0099		0.050	0.0099	mg/L			03/13/26 13:21	1
Barium, Dissolved	<0.0035		0.020	0.0035	mg/L			03/13/26 13:21	1
Beryllium, Dissolved	<0.0014		0.010	0.0014	mg/L			03/13/26 13:21	1
Cadmium, Dissolved	<0.00080		0.0050	0.00080	mg/L			03/13/26 13:21	1
Calcium, Dissolved	<0.038		0.10	0.038	mg/L			03/13/26 13:21	1
Chromium, Dissolved	<0.0038		0.010	0.0038	mg/L			03/13/26 13:21	1
Cobalt, Dissolved	<0.0015		0.020	0.0015	mg/L			03/13/26 13:21	1
Iron, Dissolved	<0.035		0.10	0.035	mg/L			03/13/26 13:21	1
Lead, Dissolved	<0.0061		0.010	0.0061	mg/L			03/13/26 13:21	1
Magnesium, Dissolved	<0.036		0.10	0.036	mg/L			03/13/26 13:21	1
Manganese, Dissolved	<0.0013		0.015	0.0013	mg/L			03/13/26 13:21	1
Molybdenum, Dissolved	<0.0092		0.050	0.0092	mg/L			03/13/26 13:21	1
Selenium, Dissolved	<0.011		0.020	0.011	mg/L			03/13/26 13:21	1
Sodium, Dissolved	<0.039		1.0	0.039	mg/L			03/13/26 13:21	1
Thallium, Dissolved	<0.015		0.020	0.015	mg/L			03/13/26 13:21	1

Lab Sample ID: LCS 705-120327/2-A
Matrix: Water
Analysis Batch: 120409

Client Sample ID: Lab Control Sample
Prep Type: Dissolved

Analyte	Spike Added	LCS Result	LCS Qualifier	Unit	D	%Rec	%Rec Limits
Aluminum, Dissolved	10.0	9.07		mg/L		91	80 - 120
Antimony, Dissolved	1.00	0.932		mg/L		93	80 - 120
Arsenic, Dissolved	1.00	0.924		mg/L		92	80 - 120
Barium, Dissolved	1.00	0.892		mg/L		89	80 - 120
Beryllium, Dissolved	1.00	0.858		mg/L		86	80 - 120
Cadmium, Dissolved	1.00	0.891		mg/L		89	80 - 120

Method: 6010D - Metals (ICP) (Continued)

Lab Sample ID: LCS 705-120327/2-A
Matrix: Water
Analysis Batch: 120409

Client Sample ID: Lab Control Sample
Prep Type: Dissolved

Analyte	Spike Added	LCS Result	LCS Qualifier	Unit	D	%Rec	%Rec Limits
Calcium, Dissolved	10.0	8.31		mg/L		83	80 - 120
Chromium, Dissolved	1.00	0.862		mg/L		86	80 - 120
Cobalt, Dissolved	1.00	0.878		mg/L		88	80 - 120
Iron, Dissolved	10.0	9.15		mg/L		91	80 - 120
Lead, Dissolved	1.00	0.887		mg/L		89	80 - 120
Magnesium, Dissolved	10.0	8.64		mg/L		86	80 - 120
Manganese, Dissolved	1.00	0.879		mg/L		88	80 - 120
Molybdenum, Dissolved	1.00	0.814		mg/L		81	80 - 120
Selenium, Dissolved	1.00	0.998		mg/L		100	80 - 120
Sodium, Dissolved	10.0	8.92		mg/L		89	80 - 120
Thallium, Dissolved	1.00	0.898		mg/L		90	80 - 120

Lab Sample ID: 705-60358-I-1-B MS
Matrix: Water
Analysis Batch: 120409

Client Sample ID: Matrix Spike
Prep Type: Dissolved

Analyte	Sample Result	Sample Qualifier	Spike Added	MS Result	MS Qualifier	Unit	D	%Rec	%Rec Limits
Aluminum, Dissolved	<0.063		10.0	8.75		mg/L		88	75 - 125
Antimony, Dissolved	<0.0075		1.00	0.875		mg/L		87	75 - 125
Arsenic, Dissolved	<0.0099		1.00	0.888		mg/L		89	75 - 125
Barium, Dissolved	0.034		1.00	0.891		mg/L		86	75 - 125
Beryllium, Dissolved	<0.0014		1.00	0.834		mg/L		83	75 - 125
Cadmium, Dissolved	<0.00080		1.00	0.857		mg/L		86	75 - 125
Calcium, Dissolved	3.8		10.0	11.6		mg/L		78	75 - 125
Chromium, Dissolved	<0.0038		1.00	0.830		mg/L		83	75 - 125
Cobalt, Dissolved	0.0016	J	1.00	0.845		mg/L		84	75 - 125
Iron, Dissolved	<0.035		10.0	8.81		mg/L		88	75 - 125
Lead, Dissolved	<0.0061		1.00	0.848		mg/L		85	75 - 125
Magnesium, Dissolved	3.3		10.0	11.4		mg/L		81	75 - 125
Manganese, Dissolved	0.14		1.00	0.974		mg/L		83	75 - 125
Molybdenum, Dissolved	<0.0092		1.00	0.780		mg/L		78	75 - 125
Selenium, Dissolved	<0.011		1.00	0.997		mg/L		100	75 - 125
Sodium, Dissolved	8.9		10.0	17.2		mg/L		83	75 - 125
Thallium, Dissolved	<0.015		1.00	0.865		mg/L		86	75 - 125

Lab Sample ID: 705-60358-I-1-C MSD
Matrix: Water
Analysis Batch: 120409

Client Sample ID: Matrix Spike Duplicate
Prep Type: Dissolved

Analyte	Sample Result	Sample Qualifier	Spike Added	MSD Result	MSD Qualifier	Unit	D	%Rec	%Rec Limits	RPD	RPD Limit
Aluminum, Dissolved	<0.063		10.0	8.97		mg/L		90	75 - 125	2	20
Antimony, Dissolved	<0.0075		1.00	0.918		mg/L		92	75 - 125	5	20
Arsenic, Dissolved	<0.0099		1.00	0.908		mg/L		91	75 - 125	2	20
Barium, Dissolved	0.034		1.00	0.911		mg/L		88	75 - 125	2	20
Beryllium, Dissolved	<0.0014		1.00	0.852		mg/L		85	75 - 125	2	20
Cadmium, Dissolved	<0.00080		1.00	0.876		mg/L		88	75 - 125	2	20
Calcium, Dissolved	3.8		10.0	11.8		mg/L		80	75 - 125	2	20
Chromium, Dissolved	<0.0038		1.00	0.847		mg/L		85	75 - 125	2	20
Cobalt, Dissolved	0.0016	J	1.00	0.864		mg/L		86	75 - 125	2	20

Method: 6010D - Metals (ICP) (Continued)

Lab Sample ID: 705-60358-I-1-C MSD
Matrix: Water
Analysis Batch: 120409

Client Sample ID: Matrix Spike Duplicate
Prep Type: Dissolved

Analyte	Sample Result	Sample Qualifier	Spike Added	MSD Result	MSD Qualifier	Unit	D	%Rec	%Rec Limits	RPD	RPD Limit
Iron, Dissolved	<0.035		10.0	9.01		mg/L		90	75 - 125	2	20
Lead, Dissolved	<0.0061		1.00	0.865		mg/L		87	75 - 125	2	20
Magnesium, Dissolved	3.3		10.0	11.6		mg/L		83	75 - 125	2	20
Manganese, Dissolved	0.14		1.00	0.992		mg/L		85	75 - 125	2	20
Molybdenum, Dissolved	<0.0092		1.00	0.830		mg/L		83	75 - 125	6	20
Selenium, Dissolved	<0.011		1.00	1.02		mg/L		102	75 - 125	3	20
Sodium, Dissolved	8.9		10.0	17.3		mg/L		85	75 - 125	1	20
Thallium, Dissolved	<0.015		1.00	0.885		mg/L		89	75 - 125	2	20

Lab Sample ID: MB 705-120327/1-A
Matrix: Water
Analysis Batch: 121081

Client Sample ID: Method Blank
Prep Type: Dissolved

Analyte	MB Result	MB Qualifier	RL	MDL	Unit	D	Prepared	Analyzed	Dil Fac
Lithium, Dissolved	<0.0037		0.020	0.0037	mg/L			03/17/26 09:22	1
Potassium, Dissolved	<0.32		0.50	0.32	mg/L			03/17/26 09:22	1

Lab Sample ID: LCS 705-120327/2-A
Matrix: Water
Analysis Batch: 121081

Client Sample ID: Lab Control Sample
Prep Type: Dissolved

Analyte	Spike Added	LCS Result	LCS Qualifier	Unit	D	%Rec	%Rec Limits
Lithium, Dissolved	1.00	0.947		mg/L		95	80 - 120
Potassium, Dissolved	10.0	9.14		mg/L		91	80 - 120

Lab Sample ID: 705-60358-I-1-B MS
Matrix: Water
Analysis Batch: 121081

Client Sample ID: Matrix Spike
Prep Type: Dissolved

Analyte	Sample Result	Sample Qualifier	Spike Added	MS Result	MS Qualifier	Unit	D	%Rec	%Rec Limits
Lithium, Dissolved	<0.0037		1.00	0.986		mg/L		99	75 - 125
Potassium, Dissolved	2.3		10.0	11.6		mg/L		93	75 - 125

Lab Sample ID: 705-60358-I-1-C MSD
Matrix: Water
Analysis Batch: 121081

Client Sample ID: Matrix Spike Duplicate
Prep Type: Dissolved

Analyte	Sample Result	Sample Qualifier	Spike Added	MSD Result	MSD Qualifier	Unit	D	%Rec	%Rec Limits	RPD	RPD Limit
Lithium, Dissolved	<0.0037		1.00	0.998		mg/L		100	75 - 125	1	20
Potassium, Dissolved	2.3		10.0	11.8		mg/L		95	75 - 125	2	20

QC Association Summary

Client: Arcadis US Inc.
Project/Site: GP Plant McIntosh

Job ID: 705-60229-1

HPLC/IC

Analysis Batch: 119724

Lab Sample ID	Client Sample ID	Prep Type	Matrix	Method	Prep Batch
705-60229-1	Reagent Test 1B	Total/NA	Water	300.0	
705-60229-2	Reagent Test 2B	Total/NA	Water	300.0	
705-60229-3	Reagent Test 3B	Total/NA	Water	300.0	
705-60229-4	Reagent Test 4B	Total/NA	Water	300.0	
705-60229-5	Reagent Test 5B	Total/NA	Water	300.0	
705-60229-6	Reagent Test 6B	Total/NA	Water	300.0	
705-60229-7	Reagent Test 7B	Total/NA	Water	300.0	
MB 705-119724/53	Method Blank	Total/NA	Water	300.0	
LCS 705-119724/54	Lab Control Sample	Total/NA	Water	300.0	
752-42580-C-3 MS	Matrix Spike	Total/NA	Water	300.0	
752-42580-C-3 MSD	Matrix Spike Duplicate	Total/NA	Water	300.0	

Analysis Batch: 120021

Lab Sample ID	Client Sample ID	Prep Type	Matrix	Method	Prep Batch
705-60229-1	Reagent Test 1B	Total/NA	Water	300.0	
705-60229-1	Reagent Test 1B	Total/NA	Water	300.0	
705-60229-2	Reagent Test 2B	Total/NA	Water	300.0	
705-60229-2	Reagent Test 2B	Total/NA	Water	300.0	
705-60229-3	Reagent Test 3B	Total/NA	Water	300.0	
705-60229-3	Reagent Test 3B	Total/NA	Water	300.0	
705-60229-4	Reagent Test 4B	Total/NA	Water	300.0	
705-60229-4	Reagent Test 4B	Total/NA	Water	300.0	
705-60229-5	Reagent Test 5B	Total/NA	Water	300.0	
705-60229-5	Reagent Test 5B	Total/NA	Water	300.0	
705-60229-6	Reagent Test 6B	Total/NA	Water	300.0	
705-60229-7	Reagent Test 7B	Total/NA	Water	300.0	
MB 705-120021/1135	Method Blank	Total/NA	Water	300.0	
LCS 705-120021/1134	Lab Control Sample	Total/NA	Water	300.0	
705-60307-D-16 MS	Matrix Spike	Total/NA	Water	300.0	
705-60307-D-16 MSD	Matrix Spike Duplicate	Total/NA	Water	300.0	

Metals

Filtration Batch: 120327

Lab Sample ID	Client Sample ID	Prep Type	Matrix	Method	Prep Batch
MB 705-120327/1-A	Method Blank	Dissolved	Water	Filtration	
LCS 705-120327/2-A	Lab Control Sample	Dissolved	Water	Filtration	
705-60358-I-1-B MS	Matrix Spike	Dissolved	Water	Filtration	
705-60358-I-1-C MSD	Matrix Spike Duplicate	Dissolved	Water	Filtration	

Analysis Batch: 120409

Lab Sample ID	Client Sample ID	Prep Type	Matrix	Method	Prep Batch
705-60229-1	Reagent Test 1B	Dissolved	Water	6010D	
705-60229-2	Reagent Test 2B	Dissolved	Water	6010D	
705-60229-3	Reagent Test 3B	Dissolved	Water	6010D	
705-60229-4	Reagent Test 4B	Dissolved	Water	6010D	
705-60229-5	Reagent Test 5B	Dissolved	Water	6010D	
705-60229-6	Reagent Test 6B	Dissolved	Water	6010D	
705-60229-7	Reagent Test 7B	Dissolved	Water	6010D	
MB 705-120327/1-A	Method Blank	Dissolved	Water	6010D	120327
LCS 705-120327/2-A	Lab Control Sample	Dissolved	Water	6010D	120327

Metals (Continued)

Analysis Batch: 120409 (Continued)

Lab Sample ID	Client Sample ID	Prep Type	Matrix	Method	Prep Batch
705-60358-I-1-B MS	Matrix Spike	Dissolved	Water	6010D	120327
705-60358-I-1-C MSD	Matrix Spike Duplicate	Dissolved	Water	6010D	120327

Analysis Batch: 121081

Lab Sample ID	Client Sample ID	Prep Type	Matrix	Method	Prep Batch
705-60229-1	Reagent Test 1B	Dissolved	Water	6010D	
705-60229-2	Reagent Test 2B	Dissolved	Water	6010D	
705-60229-3	Reagent Test 3B	Dissolved	Water	6010D	
705-60229-4	Reagent Test 4B	Dissolved	Water	6010D	
705-60229-5	Reagent Test 5B	Dissolved	Water	6010D	
705-60229-6	Reagent Test 6B	Dissolved	Water	6010D	
705-60229-7	Reagent Test 7B	Dissolved	Water	6010D	
MB 705-120327/1-A	Method Blank	Dissolved	Water	6010D	120327
LCS 705-120327/2-A	Lab Control Sample	Dissolved	Water	6010D	120327
705-60358-I-1-B MS	Matrix Spike	Dissolved	Water	6010D	120327
705-60358-I-1-C MSD	Matrix Spike Duplicate	Dissolved	Water	6010D	120327

Analysis Batch: 122203

Lab Sample ID	Client Sample ID	Prep Type	Matrix	Method	Prep Batch
705-60229-5	Reagent Test 5B	Dissolved	Water	6010D	

Accreditation/Certification Summary

Client: Arcadis US Inc.
Project/Site: GP Plant McIntosh

Job ID: 705-60229-1

Laboratory: Eurofins Atlanta

The accreditations/certifications listed below are applicable to this report.

Authority	Program	Identification Number	Expiration Date
Florida	NELAP	E87582	06-30-26
Georgia	State	E87582	06-30-26

eurofins | Environment Testing

ANALYTICAL REPORT

PREPARED FOR

Attn: Adam Dettmer
Arcadis US Inc.
1100 Superior Ave
Suite 1250
Cleveland, Ohio 44114

Generated 3/18/2026 12:20:19 PM

JOB DESCRIPTION

Plant McIntosh

JOB NUMBER

705-59446-1

Eurofins Atlanta
3080 Presidential Dr
Atlanta GA 30340

See page two for job notes and contact information.

my EOL

Eurofins Atlanta

Job Notes

The test results in this report relate only to the samples as received by the laboratory and will meet all requirements of the methodology, with any exceptions noted. This report shall not be reproduced except in full, without the express written approval of the laboratory. All questions should be directed to the Eurofins Environment Testing Southeast, LLC Project Manager.

Authorization

Generated
3/18/2026 12:20:19 PM

Authorized for release by
David Fuller, Project Manager
David.Fuller@et.eurofinsus.com
(770)344-8986

Table of Contents

Cover Page 1
Table of Contents 3
Sample Summary 4
Chain of Custody 5
Receipt Checklists 7
Definitions/Glossary 8
Case Narrative 9
Detection Summary 10
Client Sample Results 13
Method Summary 19
Lab Chronicle 20
QC Sample Results 22
QC Association Summary 27
Certification Summary 29

Sample Summary

Client: Arcadis US Inc.
Project/Site: Plant McIntosh

Job ID: 705-59446-1

Lab Sample ID	Client Sample ID	Matrix	Collected	Received	Sample Origin
705-59446-1	Sorption Test - Control	Water	03/03/26 13:00	03/04/26 10:15	Georgia (St)
705-59446-2	Sorption Test - 1	Water	03/03/26 13:05	03/04/26 10:15	Georgia (St)
705-59446-3	Sorption Test - 2	Water	03/03/26 13:10	03/04/26 10:15	Georgia (St)
705-59446-4	Sorption Test - 3	Water	03/03/26 13:15	03/04/26 10:15	Georgia (St)
705-59446-5	Sorption Test - 4	Water	03/03/26 13:20	03/04/26 10:15	Georgia (St)
705-59446-6	Sorption Test - 5	Water	03/03/26 13:25	03/04/26 10:15	Georgia (St)
705-59446-7	Sorption Test - 6	Water	03/03/26 13:30	03/04/26 10:15	Georgia (St)
705-59446-8	Sorption Test - 7	Water	03/03/26 13:35	03/04/26 10:15	Georgia (St)
705-59446-9	Sorption Test - 8	Water	03/03/26 13:40	03/04/26 10:15	Georgia (St)
705-59446-10	Sorption Test - 9	Water	03/03/26 13:45	03/04/26 10:15	Georgia (St)
705-59446-11	Sorption Test - 10	Water	03/03/26 13:50	03/04/26 10:15	Georgia (St)

ARCADIS

CHAIN OF CUSTODY & LABORATORY ANALYSIS REQUEST FORM

LAB REFERENCE NU
TALS# 70505860
Page _

705-59446 COC

PROJECT NUMBER	PROJECT NAME	SAMPLE ORIGIN
30250944 task 2B	GP McIntosh	McIntosh, GA

SEND RESULTS TO: Andy Baumeister | **EMAIL ADDRESS:** andrew.baumeister@arcadis.com | **TELEPHONE:** +1 919 328-5597

SAMPLERS: Tessa Davis

REQUESTED ANALYSES

SAMPLE ID	DATE	TIME	MATRIX	COMPOSITE / GRAB	QUANTITY	1	2	3	4	5	6	7	8	9	10	11	12	13	14	15	REMARKS
Sorption Test - Control	03/03/26	13:00	GW	Composite	1	X															Dissolved / field filtered
Sorption Test - 1	03/03/26	13:05	GW	Composite	1	X															
Sorption Test - 2	03/03/26	13:10	GW	Composite	1	X															
Sorption Test-3	03/03/26	13:15	GW	Composite	1	X															
Sorption Test - 4	03/03/26	13:20	GW	Composite	1	X															
Sorption Test-5	03/03/26	13:25	GW	Composite	1	X															
Sorption Test-6	03/03/26	13:30	GW	Composite	1	X															
Sorption Test-7	03/03/26	13:35	GW	Composite	1	X															
Sorption Test-8	03/03/26	13:40	GW	Composite	1	X															
Sorption Test-9	03/03/26	13:45	GW	Composite	1	X															

	Requested Analyses	Container	Pres.
1	Metals by 6010D	250mL HDPE	HNO3
2	Alkalinity- 2320B	250mL HDPE	None
3	Cations by 300.0	250mL HDPE	None
4			
5			
6			
7			
8			
9			
10			
11			
12			
13			
14			
15			

Special Instructions/Comments:

Metals list (6010): Sb, As, Ba, Be, Cd, Ca, Cr, Co, Fe, K, Na, Pb, Li, Mg, Mn, Mo, Se, Tl, Al, Fe, Mn

Ions list (300.0): Chloride, Sulfate, Fluoride

Samples regulated by USDA for domestic quarantine

☐ Special QA/QC Instructions
☐ USDA Regulated
☐ Packed with Ice

Laboratory Information for Login - USE TALS PROJECT 70505860 (MUST BE AN EET-ATL (705) JOB FOR INVOICING)

Lab Name: Eurofins Atlanta
Lab Project Manager: David Fuller
David.Fuller@ET.EurofinsUS.com / 770-344-8986
Turnaround Requirements:

☐ Custody seal intact
☐ Samples intact

Shipping Tracking #:

Cooler Temp: 2-1 #2 Beep

Relinquished by:	DATE	TIME	Received by:	DATE	TIME
Tessa Davis	03/03/26	17:00	TS	03/04/26	10:15
Relinquished by:	DATE	TIME	Received by:	DATE	TIME

ARCADIS

CHAIN OF CUSTODY & LABORATORY ANALYSIS REQUEST FORM

LAB REFERENCE NUMBER:
TALS# 70505860

Page 2 of 2

PROJECT NUMBER	PROJECT NAME	SAMPLE ORIGIN
30250944 task 2B	GP McIntosh	McIntosh, GA

SEND RESULTS TO: Andy Baumeister | EMAIL ADDRESS: andrew.baumeister@arcadis.com | TELEPHONE: +1 919 328-5597

SAMPLERS: Tessa Davis

REQUESTED ANALYSES

SAMPLE ID	DATE	TIME	MATRIX	COMPOSITE / GRAB	QUANTITY	1	2	3	4	5	6	7	8	9	10	11	12	13	14	15	REMARKS
Sorption Test-10	03/03/26	13:50	GW	Composite	1	X															Dissolved /field filtered

Requested Analyses		Container	Pres.
1	Metals by 6010D	250mL HDPE	HNO3
2	Alkalinity- 2320B	250mL HDPE	None
3	Cations by 300.0	250mL HDPE	None
4			
5			
6			
7			
8			
9			
10			
11			
12			
13			
14			
15			

Special Instructions/Comments:

Metals list (6010): Sb, As, Ba, Be, Cd, Ca, Cr, Co, Fe, K, Na, Pb, Li, Mg, Mn, Mo, Se, Tl , Al, Fe, Mn

Ions list (300.0): Chloride, Sulfate, Fluoride

Samples regulated by USDA for domestic quarantine

☐ Special QA/QC Instructions
☐ USDA Regulated
☐ Packed with Ice

Laboratory Information for Login - USE TALS PROJECT 70505860 (MUST BE AN EET-ATL (705) JOB FOR INVOICING)

Lab Name: Eurofins Atlanta
Lab Project Manager: David Fuller
David.Fuller@ET.EurofinsUS.com / 770-344-8986
Turnaround Requirements:

☐ Custody seal intact
☐ Samples intact

Shipping Tracking #:

Cooler Temp: 2.1 #2 [illegible]

Relinquished by:	DATE	TIME	Received by:	DATE	TIME
Tessa Davis	03/03/26	17:00	[illegible]	03/04/26	10:5
Relinquished by:	DATE	TIME	Received by:	DATE	TIME

Login Sample Receipt Checklist

Client: Arcadis US Inc.

Job Number: 705-59446-1

Login Number: 59446
List Number: 1
Creator: Taylor, Renee

List Source: Eurofins Atlanta

Question	Answer	Comment
The cooler's custody seal, if present, is intact.	True	
The cooler does not appear to have been compromised or tampered with.	True	
Samples were received on ice.	True	
Cooler Temperature is acceptable.	True	
Cooler Temperature is recorded.	True	
COC present.	True	
COC is filled out in ink and legible.	True	
COC is filled out with all pertinent information.	True	
Sample custody seals, if present, are intact.	True	
Sample collection date/times are provided.	True	
The samples do not appear to have been compromised or tampered with.	True	
Containers are not broken or leaking.	True	
There are no discrepancies between the containers received and the COC.	True	
Sample containers have legible labels.	True	
Appropriate sample containers were rec'd and sufficient volume for all analyses.	True	
Samples are received within Holding Time (excluding tests with immediate HTs).	True	
Containers requiring zero headspace have no headspace or bubble is <6mm (1/4").	True	
Is there sufficient air space in bottle for bacteriological analysis.	N/A	

Qualifiers

Metals

Qualifier	Qualifier Description
^+	Continuing Calibration Verification (CCV) is outside acceptance limits, high biased.
4	MS, MSD: The analyte present in the original sample is greater than 4 times the matrix spike concentration; therefore, control limits are not applicable.
B	Compound was found in the blank and sample.
J	Result is less than the RL but greater than or equal to the MDL and the concentration is an approximate value.

Glossary

Abbreviation	These commonly used abbreviations may or may not be present in this report.
☼	Listed under the "D" column to designate that the result is reported on a dry weight basis
%R	Percent Recovery
CFL	Contains Free Liquid
CFU	Colony Forming Unit
CNF	Contains No Free Liquid
DER	Duplicate Error Ratio (normalized absolute difference)
Dil Fac	Dilution Factor
DL	Detection Limit (DoD/DOE)
DL, RA, RE, IN	Indicates a Dilution, Re-analysis, Re-extraction, or additional Initial metals/anion analysis of the sample
DLC	Decision Level Concentration (Radiochemistry)
EDL	Estimated Detection Limit (Dioxin)
LOD	Limit of Detection (DoD/DOE)
LOQ	Limit of Quantitation (DoD/DOE)
MCL	EPA recommended "Maximum Contaminant Level"
MDA	Minimum Detectable Activity (Radiochemistry)
MDC	Minimum Detectable Concentration (Radiochemistry)
MDL	Method Detection Limit
ML	Minimum Level (Dioxin)
MPN	Most Probable Number
MQL	Method Quantitation Limit
NC	Not Calculated
ND	Not Detected at the reporting limit (or MDL or EDL if shown)
NEG	Negative / Absent
POS	Positive / Present
PQL	Practical Quantitation Limit
PRES	Presumptive
QC	Quality Control
RER	Relative Error Ratio (Radiochemistry)
RL	Reporting Limit or Requested Limit (Radiochemistry)
RPD	Relative Percent Difference, a measure of the relative difference between two points
TEF	Toxicity Equivalent Factor (Dioxin)
TEQ	Toxicity Equivalent Quotient (Dioxin)
TNTC	Too Numerous To Count

Job Narrative
705-59446-1

The analytical test results presented in this report meet all requirements of the associated regulatory program listed on the Accreditation/Certification Summary Page, unless otherwise noted. Data qualifiers and/or narrative comments are included to explain any exceptions, if applicable. Regulated compliance samples (e.g. SDWA, NPDES) must comply with associated agency requirements/permits.

- Matrix-specific batch QC (e.g., MS, MSD, SD) may not be reported when insufficient sample volume is available or when site-specific QC samples are not submitted. In such cases, a Laboratory Control Sample Duplicate (LCSD) may be analyzed to provide precision data for the batch.
- For samples analyzed using surrogate and/or isotope dilution analytes, any recoveries falling outside of established acceptance criteria are re-prepared and/or re-analyzed to confirm results, unless the deviation is due to sample dilution or otherwise explained in the case narrative.

Receipt
The samples were received on 3/4/2026 10:15 AM. Unless otherwise noted below, the samples arrived in good condition, and, where required, properly preserved and on ice. The temperature of the cooler at receipt time was 2.1°C.

Metals
Method 6010D - Dissolved: The method blank for analytical batch 705-121105 contained Sodium, Dissolved above the method detection limit. This target analyte concentration was less than the reporting limit (RL) in the method blank; therefore, re-extraction and/or re-analysis of samples was not performed.

Method 6010D - Dissolved: The continuing calibration verification (CCV) associated with batch 705-120028 recovered above the upper control limit for Molybdenum, Dissolved. The samples associated with this CCV were non-detects or part of the batch QC for the affected analytes; therefore, the data have been reported.

No additional analytical or quality issues were noted, other than those described above or in the Definitions/ Glossary page.

Detection Summary

Client: Arcadis US Inc.
Project/Site: Plant McIntosh

Job ID: 705-59446-1

Client Sample ID: Sorption Test - Control — Lab Sample ID: 705-59446-1

Analyte	Result	Qualifier	RL	MDL	Unit	Dil Fac	D	Method	Prep Type
Barium, Dissolved	0.015	J	0.020	0.0035	mg/L	1		6010D	Dissolved
Cadmium, Dissolved	0.00096	J	0.0050	0.00080	mg/L	1		6010D	Dissolved
Calcium, Dissolved	45		0.10	0.038	mg/L	1		6010D	Dissolved
Lithium, Dissolved	0.12		0.020	0.0037	mg/L	1		6010D	Dissolved
Magnesium, Dissolved	4.0		0.10	0.036	mg/L	1		6010D	Dissolved
Manganese, Dissolved	0.0048	J	0.015	0.0013	mg/L	1		6010D	Dissolved
Potassium, Dissolved	4.4		0.50	0.32	mg/L	1		6010D	Dissolved
Sodium, Dissolved	22	B	1.0	0.039	mg/L	1		6010D	Dissolved

Client Sample ID: Sorption Test - 1 — Lab Sample ID: 705-59446-2

Analyte	Result	Qualifier	RL	MDL	Unit	Dil Fac	D	Method	Prep Type
Barium, Dissolved	0.014	J	0.020	0.0035	mg/L	1		6010D	Dissolved
Calcium, Dissolved	43		0.10	0.038	mg/L	1		6010D	Dissolved
Lithium, Dissolved	0.12		0.020	0.0037	mg/L	1		6010D	Dissolved
Magnesium, Dissolved	3.9		0.10	0.036	mg/L	1		6010D	Dissolved
Potassium, Dissolved	3.9		0.50	0.32	mg/L	1		6010D	Dissolved
Sodium, Dissolved	21	B	1.0	0.039	mg/L	1		6010D	Dissolved

Client Sample ID: Sorption Test - 2 — Lab Sample ID: 705-59446-3

Analyte	Result	Qualifier	RL	MDL	Unit	Dil Fac	D	Method	Prep Type
Barium, Dissolved	0.019	J	0.020	0.0035	mg/L	1		6010D	Dissolved
Cadmium, Dissolved	0.00085	J	0.0050	0.00080	mg/L	1		6010D	Dissolved
Calcium, Dissolved	42		0.10	0.038	mg/L	1		6010D	Dissolved
Lithium, Dissolved	0.12		0.020	0.0037	mg/L	1		6010D	Dissolved
Magnesium, Dissolved	4.0		0.10	0.036	mg/L	1		6010D	Dissolved
Manganese, Dissolved	0.022		0.015	0.0013	mg/L	1		6010D	Dissolved
Potassium, Dissolved	4.1		0.50	0.32	mg/L	1		6010D	Dissolved
Sodium, Dissolved	22	B	1.0	0.039	mg/L	1		6010D	Dissolved

Client Sample ID: Sorption Test - 3 — Lab Sample ID: 705-59446-4

Analyte	Result	Qualifier	RL	MDL	Unit	Dil Fac	D	Method	Prep Type
Barium, Dissolved	0.013	J	0.020	0.0035	mg/L	1		6010D	Dissolved
Calcium, Dissolved	42		0.10	0.038	mg/L	1		6010D	Dissolved
Lithium, Dissolved	0.12		0.020	0.0037	mg/L	1		6010D	Dissolved
Magnesium, Dissolved	3.7		0.10	0.036	mg/L	1		6010D	Dissolved
Manganese, Dissolved	0.0029	J	0.015	0.0013	mg/L	1		6010D	Dissolved
Potassium, Dissolved	3.9		0.50	0.32	mg/L	1		6010D	Dissolved
Sodium, Dissolved	21	B	1.0	0.039	mg/L	1		6010D	Dissolved

Client Sample ID: Sorption Test - 4 — Lab Sample ID: 705-59446-5

Analyte	Result	Qualifier	RL	MDL	Unit	Dil Fac	D	Method	Prep Type
Aluminum, Dissolved	0.37		0.20	0.063	mg/L	1		6010D	Dissolved
Barium, Dissolved	0.043		0.020	0.0035	mg/L	1		6010D	Dissolved
Calcium, Dissolved	33		0.10	0.038	mg/L	1		6010D	Dissolved
Cobalt, Dissolved	0.0055	J	0.020	0.0015	mg/L	1		6010D	Dissolved
Lithium, Dissolved	0.11		0.020	0.0037	mg/L	1		6010D	Dissolved
Magnesium, Dissolved	4.0		0.10	0.036	mg/L	1		6010D	Dissolved
Manganese, Dissolved	0.065		0.015	0.0013	mg/L	1		6010D	Dissolved
Potassium, Dissolved	3.8		0.50	0.32	mg/L	1		6010D	Dissolved

This Detection Summary does not include radiochemical test results.

Eurofins Atlanta

Detection Summary

Client: Arcadis US Inc.
Project/Site: Plant McIntosh

Job ID: 705-59446-1

Client Sample ID: Sorption Test - 4 (Continued) — Lab Sample ID: 705-59446-5

Analyte	Result	Qualifier	RL	MDL	Unit	Dil Fac	D	Method	Prep Type
Sodium, Dissolved	21	B	1.0	0.039	mg/L	1		6010D	Dissolved

Client Sample ID: Sorption Test - 5 — Lab Sample ID: 705-59446-6

Analyte	Result	Qualifier	RL	MDL	Unit	Dil Fac	D	Method	Prep Type
Barium, Dissolved	0.0093	J	0.020	0.0035	mg/L	1		6010D	Dissolved
Calcium, Dissolved	42		0.10	0.038	mg/L	1		6010D	Dissolved
Lithium, Dissolved	0.13		0.020	0.0037	mg/L	1		6010D	Dissolved
Magnesium, Dissolved	3.4		0.10	0.036	mg/L	1		6010D	Dissolved
Potassium, Dissolved	4.2		0.50	0.32	mg/L	1		6010D	Dissolved
Sodium, Dissolved	27		1.0	0.039	mg/L	1		6010D	Dissolved

Client Sample ID: Sorption Test - 6 — Lab Sample ID: 705-59446-7

Analyte	Result	Qualifier	RL	MDL	Unit	Dil Fac	D	Method	Prep Type
Aluminum, Dissolved	2.2		0.20	0.063	mg/L	1		6010D	Dissolved
Barium, Dissolved	0.16		0.020	0.0035	mg/L	1		6010D	Dissolved
Cadmium, Dissolved	0.00081	J	0.0050	0.00080	mg/L	1		6010D	Dissolved
Calcium, Dissolved	23		0.10	0.038	mg/L	1		6010D	Dissolved
Cobalt, Dissolved	0.015	J	0.020	0.0015	mg/L	1		6010D	Dissolved
Iron, Dissolved	0.045	J	0.10	0.035	mg/L	1		6010D	Dissolved
Lithium, Dissolved	0.10		0.020	0.0037	mg/L	1		6010D	Dissolved
Magnesium, Dissolved	6.9		0.10	0.036	mg/L	1		6010D	Dissolved
Manganese, Dissolved	0.11		0.015	0.0013	mg/L	1		6010D	Dissolved
Potassium, Dissolved	4.0		0.50	0.32	mg/L	1		6010D	Dissolved
Sodium, Dissolved	21	B	1.0	0.039	mg/L	1		6010D	Dissolved

Client Sample ID: Sorption Test - 7 — Lab Sample ID: 705-59446-8

Analyte	Result	Qualifier	RL	MDL	Unit	Dil Fac	D	Method	Prep Type
Barium, Dissolved	0.011	J	0.020	0.0035	mg/L	1		6010D	Dissolved
Calcium, Dissolved	40		0.10	0.038	mg/L	1		6010D	Dissolved
Lithium, Dissolved	0.10		0.020	0.0037	mg/L	1		6010D	Dissolved
Magnesium, Dissolved	3.3		0.10	0.036	mg/L	1		6010D	Dissolved
Potassium, Dissolved	3.7		0.50	0.32	mg/L	1		6010D	Dissolved
Sodium, Dissolved	20	B	1.0	0.039	mg/L	1		6010D	Dissolved

Client Sample ID: Sorption Test - 8 — Lab Sample ID: 705-59446-9

Analyte	Result	Qualifier	RL	MDL	Unit	Dil Fac	D	Method	Prep Type
Aluminum, Dissolved	2.3		0.20	0.063	mg/L	1		6010D	Dissolved
Barium, Dissolved	0.14		0.020	0.0035	mg/L	1		6010D	Dissolved
Cadmium, Dissolved	0.00089	J	0.0050	0.00080	mg/L	1		6010D	Dissolved
Calcium, Dissolved	22		0.10	0.038	mg/L	1		6010D	Dissolved
Cobalt, Dissolved	0.015	J	0.020	0.0015	mg/L	1		6010D	Dissolved
Iron, Dissolved	0.035	J	0.10	0.035	mg/L	1		6010D	Dissolved
Lithium, Dissolved	0.099		0.020	0.0037	mg/L	1		6010D	Dissolved
Magnesium, Dissolved	6.9		0.10	0.036	mg/L	1		6010D	Dissolved
Manganese, Dissolved	0.11		0.015	0.0013	mg/L	1		6010D	Dissolved
Potassium, Dissolved	3.8		0.50	0.32	mg/L	1		6010D	Dissolved
Sodium, Dissolved	21	B	1.0	0.039	mg/L	1		6010D	Dissolved

This Detection Summary does not include radiochemical test results.

Detection Summary

Client: Arcadis US Inc.
Project/Site: Plant McIntosh

Job ID: 705-59446-1

Client Sample ID: Sorption Test - 9 — Lab Sample ID: 705-59446-10

Analyte	Result	Qualifier	RL	MDL	Unit	Dil Fac	D	Method	Prep Type
Barium, Dissolved	0.010	J	0.020	0.0035	mg/L	1		6010D	Dissolved
Calcium, Dissolved	34		0.10	0.038	mg/L	1		6010D	Dissolved
Chromium, Dissolved	0.0038	J	0.010	0.0038	mg/L	1		6010D	Dissolved
Cobalt, Dissolved	0.0017	J	0.020	0.0015	mg/L	1		6010D	Dissolved
Lithium, Dissolved	0.055		0.020	0.0037	mg/L	1		6010D	Dissolved
Magnesium, Dissolved	2.3		0.10	0.036	mg/L	1		6010D	Dissolved
Potassium, Dissolved	3.2		0.50	0.32	mg/L	1		6010D	Dissolved
Sodium, Dissolved	16	B	1.0	0.039	mg/L	1		6010D	Dissolved

Client Sample ID: Sorption Test - 10 — Lab Sample ID: 705-59446-11

Analyte	Result	Qualifier	RL	MDL	Unit	Dil Fac	D	Method	Prep Type
Aluminum, Dissolved	2.4		0.20	0.063	mg/L	1		6010D	Dissolved
Barium, Dissolved	0.18		0.020	0.0035	mg/L	1		6010D	Dissolved
Beryllium, Dissolved	0.0015	J	0.010	0.0014	mg/L	1		6010D	Dissolved
Calcium, Dissolved	13		0.10	0.038	mg/L	1		6010D	Dissolved
Cobalt, Dissolved	0.018	J	0.020	0.0015	mg/L	1		6010D	Dissolved
Lithium, Dissolved	0.056		0.020	0.0037	mg/L	1		6010D	Dissolved
Magnesium, Dissolved	8.1		0.10	0.036	mg/L	1		6010D	Dissolved
Manganese, Dissolved	0.12		0.015	0.0013	mg/L	1		6010D	Dissolved
Potassium, Dissolved	4.7		0.50	0.32	mg/L	1		6010D	Dissolved
Sodium, Dissolved	18	B	1.0	0.039	mg/L	1		6010D	Dissolved

This Detection Summary does not include radiochemical test results.

Client Sample Results

Client: Arcadis US Inc.
Project/Site: Plant McIntosh

Job ID: 705-59446-1

Client Sample ID: Sorption Test - Control

Lab Sample ID: 705-59446-1

Date Collected: 03/03/26 13:00
Matrix: Water
Date Received: 03/04/26 10:15

Method: SW846 6010D - Metals (ICP) - Dissolved

Analyte	Result	Qualifier	RL	MDL	Unit	D	Prepared	Analyzed	Dil Fac
Aluminum, Dissolved	<0.063		0.20	0.063	mg/L			03/16/26 11:03	1
Antimony, Dissolved	<0.0075		0.020	0.0075	mg/L			03/16/26 11:03	1
Arsenic, Dissolved	<0.0099		0.050	0.0099	mg/L			03/16/26 11:03	1
Barium, Dissolved	**0.015**	**J**	0.020	0.0035	mg/L			03/16/26 11:03	1
Beryllium, Dissolved	<0.0014		0.010	0.0014	mg/L			03/16/26 11:03	1
Cadmium, Dissolved	**0.00096**	**J**	0.0050	0.00080	mg/L			03/16/26 11:03	1
Calcium, Dissolved	**45**		0.10	0.038	mg/L			03/16/26 11:03	1
Chromium, Dissolved	<0.0038		0.010	0.0038	mg/L			03/16/26 11:03	1
Cobalt, Dissolved	<0.0015		0.020	0.0015	mg/L			03/16/26 11:03	1
Iron, Dissolved	<0.035		0.10	0.035	mg/L			03/16/26 11:03	1
Lead, Dissolved	<0.0061		0.010	0.0061	mg/L			03/16/26 11:03	1
Lithium, Dissolved	**0.12**		0.020	0.0037	mg/L			03/16/26 11:03	1
Magnesium, Dissolved	**4.0**		0.10	0.036	mg/L			03/16/26 11:03	1
Manganese, Dissolved	**0.0048**	**J**	0.015	0.0013	mg/L			03/16/26 11:03	1
Molybdenum, Dissolved	<0.0092		0.050	0.0092	mg/L			03/16/26 11:03	1
Potassium, Dissolved	**4.4**		0.50	0.32	mg/L			03/17/26 16:28	1
Selenium, Dissolved	<0.011		0.020	0.011	mg/L			03/16/26 11:03	1
Sodium, Dissolved	**22**	**B**	1.0	0.039	mg/L			03/16/26 11:03	1
Thallium, Dissolved	<0.015		0.020	0.015	mg/L			03/16/26 11:03	1

Client Sample ID: Sorption Test - 1

Lab Sample ID: 705-59446-2

Date Collected: 03/03/26 13:05
Matrix: Water
Date Received: 03/04/26 10:15

Method: SW846 6010D - Metals (ICP) - Dissolved

Analyte	Result	Qualifier	RL	MDL	Unit	D	Prepared	Analyzed	Dil Fac
Aluminum, Dissolved	<0.063		0.20	0.063	mg/L			03/16/26 11:12	1
Antimony, Dissolved	<0.0075		0.020	0.0075	mg/L			03/16/26 11:12	1
Arsenic, Dissolved	<0.0099		0.050	0.0099	mg/L			03/16/26 11:12	1
Barium, Dissolved	**0.014**	**J**	0.020	0.0035	mg/L			03/16/26 11:12	1
Beryllium, Dissolved	<0.0014		0.010	0.0014	mg/L			03/16/26 11:12	1
Cadmium, Dissolved	<0.00080		0.0050	0.00080	mg/L			03/16/26 11:12	1
Calcium, Dissolved	**43**		0.10	0.038	mg/L			03/16/26 11:12	1
Chromium, Dissolved	<0.0038		0.010	0.0038	mg/L			03/16/26 11:12	1
Cobalt, Dissolved	<0.0015		0.020	0.0015	mg/L			03/16/26 11:12	1
Iron, Dissolved	<0.035		0.10	0.035	mg/L			03/16/26 11:12	1
Lead, Dissolved	<0.0061		0.010	0.0061	mg/L			03/16/26 11:12	1
Lithium, Dissolved	**0.12**		0.020	0.0037	mg/L			03/16/26 11:12	1
Magnesium, Dissolved	**3.9**		0.10	0.036	mg/L			03/16/26 11:12	1
Manganese, Dissolved	<0.0013		0.015	0.0013	mg/L			03/16/26 11:12	1
Molybdenum, Dissolved	<0.0092		0.050	0.0092	mg/L			03/16/26 11:12	1
Potassium, Dissolved	**3.9**		0.50	0.32	mg/L			03/17/26 16:31	1
Selenium, Dissolved	<0.011		0.020	0.011	mg/L			03/16/26 11:12	1
Sodium, Dissolved	**21**	**B**	1.0	0.039	mg/L			03/16/26 11:12	1
Thallium, Dissolved	<0.015		0.020	0.015	mg/L			03/16/26 11:12	1

Client Sample Results

Client: Arcadis US Inc.
Project/Site: Plant McIntosh

Job ID: 705-59446-1

Client Sample ID: Sorption Test - 2

Lab Sample ID: 705-59446-3

Date Collected: 03/03/26 13:10
Matrix: Water
Date Received: 03/04/26 10:15

Method: SW846 6010D - Metals (ICP) - Dissolved

Analyte	Result	Qualifier	RL	MDL	Unit	D	Prepared	Analyzed	Dil Fac
Aluminum, Dissolved	<0.063		0.20	0.063	mg/L			03/16/26 11:15	1
Antimony, Dissolved	<0.0075		0.020	0.0075	mg/L			03/16/26 11:15	1
Arsenic, Dissolved	<0.0099		0.050	0.0099	mg/L			03/16/26 11:15	1
Barium, Dissolved	**0.019**	**J**	0.020	0.0035	mg/L			03/16/26 11:15	1
Beryllium, Dissolved	<0.0014		0.010	0.0014	mg/L			03/16/26 11:15	1
Cadmium, Dissolved	**0.00085**	**J**	0.0050	0.00080	mg/L			03/16/26 11:15	1
Calcium, Dissolved	**42**		0.10	0.038	mg/L			03/16/26 11:15	1
Chromium, Dissolved	<0.0038		0.010	0.0038	mg/L			03/16/26 11:15	1
Cobalt, Dissolved	<0.0015		0.020	0.0015	mg/L			03/16/26 11:15	1
Iron, Dissolved	<0.035		0.10	0.035	mg/L			03/16/26 11:15	1
Lead, Dissolved	<0.0061		0.010	0.0061	mg/L			03/16/26 11:15	1
Lithium, Dissolved	**0.12**		0.020	0.0037	mg/L			03/16/26 11:15	1
Magnesium, Dissolved	**4.0**		0.10	0.036	mg/L			03/16/26 11:15	1
Manganese, Dissolved	**0.022**		0.015	0.0013	mg/L			03/16/26 11:15	1
Molybdenum, Dissolved	<0.0092		0.050	0.0092	mg/L			03/16/26 11:15	1
Potassium, Dissolved	**4.1**		0.50	0.32	mg/L			03/17/26 16:34	1
Selenium, Dissolved	<0.011		0.020	0.011	mg/L			03/16/26 11:15	1
Sodium, Dissolved	**22**	**B**	1.0	0.039	mg/L			03/16/26 11:15	1
Thallium, Dissolved	<0.015		0.020	0.015	mg/L			03/16/26 11:15	1

Client Sample ID: Sorption Test - 3

Lab Sample ID: 705-59446-4

Date Collected: 03/03/26 13:15
Matrix: Water
Date Received: 03/04/26 10:15

Method: SW846 6010D - Metals (ICP) - Dissolved

Analyte	Result	Qualifier	RL	MDL	Unit	D	Prepared	Analyzed	Dil Fac
Aluminum, Dissolved	<0.063		0.20	0.063	mg/L			03/16/26 11:17	1
Antimony, Dissolved	<0.0075		0.020	0.0075	mg/L			03/16/26 11:17	1
Arsenic, Dissolved	<0.0099		0.050	0.0099	mg/L			03/16/26 11:17	1
Barium, Dissolved	**0.013**	**J**	0.020	0.0035	mg/L			03/16/26 11:17	1
Beryllium, Dissolved	<0.0014		0.010	0.0014	mg/L			03/16/26 11:17	1
Cadmium, Dissolved	<0.00080		0.0050	0.00080	mg/L			03/16/26 11:17	1
Calcium, Dissolved	**42**		0.10	0.038	mg/L			03/16/26 11:17	1
Chromium, Dissolved	<0.0038		0.010	0.0038	mg/L			03/16/26 11:17	1
Cobalt, Dissolved	<0.0015		0.020	0.0015	mg/L			03/16/26 11:17	1
Iron, Dissolved	<0.035		0.10	0.035	mg/L			03/16/26 11:17	1
Lead, Dissolved	<0.0061		0.010	0.0061	mg/L			03/16/26 11:17	1
Lithium, Dissolved	**0.12**		0.020	0.0037	mg/L			03/16/26 11:17	1
Magnesium, Dissolved	**3.7**		0.10	0.036	mg/L			03/16/26 11:17	1
Manganese, Dissolved	**0.0029**	**J**	0.015	0.0013	mg/L			03/16/26 11:17	1
Molybdenum, Dissolved	<0.0092		0.050	0.0092	mg/L			03/16/26 11:17	1
Potassium, Dissolved	**3.9**		0.50	0.32	mg/L			03/17/26 16:37	1
Selenium, Dissolved	<0.011		0.020	0.011	mg/L			03/16/26 11:17	1
Sodium, Dissolved	**21**	**B**	1.0	0.039	mg/L			03/16/26 11:17	1
Thallium, Dissolved	<0.015		0.020	0.015	mg/L			03/16/26 11:17	1

Client Sample Results

Client: Arcadis US Inc.
Project/Site: Plant McIntosh

Job ID: 705-59446-1

Client Sample ID: Sorption Test - 4

Lab Sample ID: 705-59446-5

Date Collected: 03/03/26 13:20
Matrix: Water
Date Received: 03/04/26 10:15

Method: SW846 6010D - Metals (ICP) - Dissolved

Analyte	Result	Qualifier	RL	MDL	Unit	D	Prepared	Analyzed	Dil Fac
Aluminum, Dissolved	**0.37**		0.20	0.063	mg/L			03/16/26 11:20	1
Antimony, Dissolved	<0.0075		0.020	0.0075	mg/L			03/16/26 11:20	1
Arsenic, Dissolved	<0.0099		0.050	0.0099	mg/L			03/16/26 11:20	1
Barium, Dissolved	**0.043**		0.020	0.0035	mg/L			03/16/26 11:20	1
Beryllium, Dissolved	<0.0014		0.010	0.0014	mg/L			03/16/26 11:20	1
Cadmium, Dissolved	<0.00080		0.0050	0.00080	mg/L			03/16/26 11:20	1
Calcium, Dissolved	**33**		0.10	0.038	mg/L			03/16/26 11:20	1
Chromium, Dissolved	<0.0038		0.010	0.0038	mg/L			03/16/26 11:20	1
Cobalt, Dissolved	**0.0055**	**J**	0.020	0.0015	mg/L			03/16/26 11:20	1
Iron, Dissolved	<0.035		0.10	0.035	mg/L			03/16/26 11:20	1
Lead, Dissolved	<0.0061		0.010	0.0061	mg/L			03/16/26 11:20	1
Lithium, Dissolved	**0.11**		0.020	0.0037	mg/L			03/16/26 11:20	1
Magnesium, Dissolved	**4.0**		0.10	0.036	mg/L			03/16/26 11:20	1
Manganese, Dissolved	**0.065**		0.015	0.0013	mg/L			03/16/26 11:20	1
Molybdenum, Dissolved	<0.0092		0.050	0.0092	mg/L			03/16/26 11:20	1
Potassium, Dissolved	**3.8**		0.50	0.32	mg/L			03/17/26 16:40	1
Selenium, Dissolved	<0.011		0.020	0.011	mg/L			03/16/26 11:20	1
Sodium, Dissolved	**21**	**B**	1.0	0.039	mg/L			03/16/26 11:20	1
Thallium, Dissolved	<0.015		0.020	0.015	mg/L			03/16/26 11:20	1

Client Sample ID: Sorption Test - 5

Lab Sample ID: 705-59446-6

Date Collected: 03/03/26 13:25
Matrix: Water
Date Received: 03/04/26 10:15

Method: SW846 6010D - Metals (ICP) - Dissolved

Analyte	Result	Qualifier	RL	MDL	Unit	D	Prepared	Analyzed	Dil Fac
Aluminum, Dissolved	<0.063		0.20	0.063	mg/L			03/13/26 14:22	1
Antimony, Dissolved	<0.0075		0.020	0.0075	mg/L			03/13/26 14:22	1
Arsenic, Dissolved	<0.0099		0.050	0.0099	mg/L			03/13/26 14:22	1
Barium, Dissolved	**0.0093**	**J**	0.020	0.0035	mg/L			03/13/26 14:22	1
Beryllium, Dissolved	<0.0014		0.010	0.0014	mg/L			03/13/26 14:22	1
Cadmium, Dissolved	<0.00080		0.0050	0.00080	mg/L			03/13/26 14:22	1
Calcium, Dissolved	**42**		0.10	0.038	mg/L			03/13/26 14:22	1
Chromium, Dissolved	<0.0038		0.010	0.0038	mg/L			03/13/26 14:22	1
Cobalt, Dissolved	<0.0015		0.020	0.0015	mg/L			03/13/26 14:22	1
Iron, Dissolved	<0.035		0.10	0.035	mg/L			03/13/26 14:22	1
Lead, Dissolved	<0.0061		0.010	0.0061	mg/L			03/13/26 14:22	1
Lithium, Dissolved	**0.13**		0.020	0.0037	mg/L			03/17/26 09:48	1
Magnesium, Dissolved	**3.4**		0.10	0.036	mg/L			03/13/26 14:22	1
Manganese, Dissolved	<0.0013		0.015	0.0013	mg/L			03/13/26 14:22	1
Molybdenum, Dissolved	<0.0092		0.050	0.0092	mg/L			03/13/26 14:22	1
Potassium, Dissolved	**4.2**		0.50	0.32	mg/L			03/17/26 09:48	1
Selenium, Dissolved	<0.011		0.020	0.011	mg/L			03/13/26 14:22	1
Sodium, Dissolved	**27**		1.0	0.039	mg/L			03/13/26 14:22	1
Thallium, Dissolved	<0.015		0.020	0.015	mg/L			03/13/26 14:22	1

Client Sample Results

Client: Arcadis US Inc.
Project/Site: Plant McIntosh

Job ID: 705-59446-1

Client Sample ID: Sorption Test - 6

Lab Sample ID: 705-59446-7

Date Collected: 03/03/26 13:30
Matrix: Water
Date Received: 03/04/26 10:15

Method: SW846 6010D - Metals (ICP) - Dissolved

Analyte	Result	Qualifier	RL	MDL	Unit	D	Prepared	Analyzed	Dil Fac
Aluminum, Dissolved	**2.2**		0.20	0.063	mg/L			03/16/26 11:23	1
Antimony, Dissolved	<0.0075		0.020	0.0075	mg/L			03/16/26 11:23	1
Arsenic, Dissolved	<0.0099		0.050	0.0099	mg/L			03/16/26 11:23	1
Barium, Dissolved	**0.16**		0.020	0.0035	mg/L			03/16/26 11:23	1
Beryllium, Dissolved	<0.0014		0.010	0.0014	mg/L			03/16/26 11:23	1
Cadmium, Dissolved	**0.00081**	**J**	0.0050	0.00080	mg/L			03/16/26 11:23	1
Calcium, Dissolved	**23**		0.10	0.038	mg/L			03/16/26 11:23	1
Chromium, Dissolved	<0.0038		0.010	0.0038	mg/L			03/16/26 11:23	1
Cobalt, Dissolved	**0.015**	**J**	0.020	0.0015	mg/L			03/16/26 11:23	1
Iron, Dissolved	**0.045**	**J**	0.10	0.035	mg/L			03/16/26 11:23	1
Lead, Dissolved	<0.0061		0.010	0.0061	mg/L			03/16/26 11:23	1
Lithium, Dissolved	**0.10**		0.020	0.0037	mg/L			03/16/26 11:23	1
Magnesium, Dissolved	**6.9**		0.10	0.036	mg/L			03/16/26 11:23	1
Manganese, Dissolved	**0.11**		0.015	0.0013	mg/L			03/16/26 11:23	1
Molybdenum, Dissolved	<0.0092		0.050	0.0092	mg/L			03/16/26 11:23	1
Potassium, Dissolved	**4.0**		0.50	0.32	mg/L			03/17/26 16:43	1
Selenium, Dissolved	<0.011		0.020	0.011	mg/L			03/16/26 11:23	1
Sodium, Dissolved	**21**	**B**	1.0	0.039	mg/L			03/16/26 11:23	1
Thallium, Dissolved	<0.015		0.020	0.015	mg/L			03/16/26 11:23	1

Client Sample ID: Sorption Test - 7

Lab Sample ID: 705-59446-8

Date Collected: 03/03/26 13:35
Matrix: Water
Date Received: 03/04/26 10:15

Method: SW846 6010D - Metals (ICP) - Dissolved

Analyte	Result	Qualifier	RL	MDL	Unit	D	Prepared	Analyzed	Dil Fac
Aluminum, Dissolved	<0.063		0.20	0.063	mg/L			03/16/26 11:26	1
Antimony, Dissolved	<0.0075		0.020	0.0075	mg/L			03/16/26 11:26	1
Arsenic, Dissolved	<0.0099		0.050	0.0099	mg/L			03/16/26 11:26	1
Barium, Dissolved	**0.011**	**J**	0.020	0.0035	mg/L			03/16/26 11:26	1
Beryllium, Dissolved	<0.0014		0.010	0.0014	mg/L			03/16/26 11:26	1
Cadmium, Dissolved	<0.00080		0.0050	0.00080	mg/L			03/16/26 11:26	1
Calcium, Dissolved	**40**		0.10	0.038	mg/L			03/16/26 11:26	1
Chromium, Dissolved	<0.0038		0.010	0.0038	mg/L			03/16/26 11:26	1
Cobalt, Dissolved	<0.0015		0.020	0.0015	mg/L			03/16/26 11:26	1
Iron, Dissolved	<0.035		0.10	0.035	mg/L			03/16/26 11:26	1
Lead, Dissolved	<0.0061		0.010	0.0061	mg/L			03/16/26 11:26	1
Lithium, Dissolved	**0.10**		0.020	0.0037	mg/L			03/16/26 11:26	1
Magnesium, Dissolved	**3.3**		0.10	0.036	mg/L			03/16/26 11:26	1
Manganese, Dissolved	<0.0013		0.015	0.0013	mg/L			03/16/26 11:26	1
Molybdenum, Dissolved	<0.0092		0.050	0.0092	mg/L			03/16/26 11:26	1
Potassium, Dissolved	**3.7**		0.50	0.32	mg/L			03/17/26 16:45	1
Selenium, Dissolved	<0.011		0.020	0.011	mg/L			03/16/26 11:26	1
Sodium, Dissolved	**20**	**B**	1.0	0.039	mg/L			03/16/26 11:26	1
Thallium, Dissolved	<0.015		0.020	0.015	mg/L			03/16/26 11:26	1

Client Sample Results

Client: Arcadis US Inc.
Project/Site: Plant McIntosh

Job ID: 705-59446-1

Client Sample ID: Sorption Test - 8

Lab Sample ID: 705-59446-9

Date Collected: 03/03/26 13:40
Matrix: Water
Date Received: 03/04/26 10:15

Method: SW846 6010D - Metals (ICP) - Dissolved

Analyte	Result	Qualifier	RL	MDL	Unit	D	Prepared	Analyzed	Dil Fac
Aluminum, Dissolved	**2.3**		0.20	0.063	mg/L			03/16/26 11:29	1
Antimony, Dissolved	<0.0075		0.020	0.0075	mg/L			03/16/26 11:29	1
Arsenic, Dissolved	<0.0099		0.050	0.0099	mg/L			03/16/26 11:29	1
Barium, Dissolved	**0.14**		0.020	0.0035	mg/L			03/16/26 11:29	1
Beryllium, Dissolved	<0.0014		0.010	0.0014	mg/L			03/16/26 11:29	1
Cadmium, Dissolved	**0.00089**	**J**	0.0050	0.00080	mg/L			03/16/26 11:29	1
Calcium, Dissolved	**22**		0.10	0.038	mg/L			03/16/26 11:29	1
Chromium, Dissolved	<0.0038		0.010	0.0038	mg/L			03/16/26 11:29	1
Cobalt, Dissolved	**0.015**	**J**	0.020	0.0015	mg/L			03/16/26 11:29	1
Iron, Dissolved	**0.035**	**J**	0.10	0.035	mg/L			03/16/26 11:29	1
Lead, Dissolved	<0.0061		0.010	0.0061	mg/L			03/16/26 11:29	1
Lithium, Dissolved	**0.099**		0.020	0.0037	mg/L			03/16/26 11:29	1
Magnesium, Dissolved	**6.9**		0.10	0.036	mg/L			03/16/26 11:29	1
Manganese, Dissolved	**0.11**		0.015	0.0013	mg/L			03/16/26 11:29	1
Molybdenum, Dissolved	<0.0092		0.050	0.0092	mg/L			03/16/26 11:29	1
Potassium, Dissolved	**3.8**		0.50	0.32	mg/L			03/17/26 16:54	1
Selenium, Dissolved	<0.011		0.020	0.011	mg/L			03/16/26 11:29	1
Sodium, Dissolved	**21**	**B**	1.0	0.039	mg/L			03/16/26 11:29	1
Thallium, Dissolved	<0.015		0.020	0.015	mg/L			03/16/26 11:29	1

Client Sample ID: Sorption Test - 9

Lab Sample ID: 705-59446-10

Date Collected: 03/03/26 13:45
Matrix: Water
Date Received: 03/04/26 10:15

Method: SW846 6010D - Metals (ICP) - Dissolved

Analyte	Result	Qualifier	RL	MDL	Unit	D	Prepared	Analyzed	Dil Fac
Aluminum, Dissolved	<0.063		0.20	0.063	mg/L			03/16/26 11:32	1
Antimony, Dissolved	<0.0075		0.020	0.0075	mg/L			03/16/26 11:32	1
Arsenic, Dissolved	<0.0099		0.050	0.0099	mg/L			03/16/26 11:32	1
Barium, Dissolved	**0.010**	**J**	0.020	0.0035	mg/L			03/16/26 11:32	1
Beryllium, Dissolved	<0.0014		0.010	0.0014	mg/L			03/16/26 11:32	1
Cadmium, Dissolved	<0.00080		0.0050	0.00080	mg/L			03/16/26 11:32	1
Calcium, Dissolved	**34**		0.10	0.038	mg/L			03/16/26 11:32	1
Chromium, Dissolved	**0.0038**	**J**	0.010	0.0038	mg/L			03/16/26 11:32	1
Cobalt, Dissolved	**0.0017**	**J**	0.020	0.0015	mg/L			03/16/26 11:32	1
Iron, Dissolved	<0.035		0.10	0.035	mg/L			03/16/26 11:32	1
Lead, Dissolved	<0.0061		0.010	0.0061	mg/L			03/16/26 11:32	1
Lithium, Dissolved	**0.055**		0.020	0.0037	mg/L			03/16/26 11:32	1
Magnesium, Dissolved	**2.3**		0.10	0.036	mg/L			03/16/26 11:32	1
Manganese, Dissolved	<0.0013		0.015	0.0013	mg/L			03/16/26 11:32	1
Molybdenum, Dissolved	<0.0092		0.050	0.0092	mg/L			03/16/26 11:32	1
Potassium, Dissolved	**3.2**		0.50	0.32	mg/L			03/17/26 16:57	1
Selenium, Dissolved	<0.011		0.020	0.011	mg/L			03/16/26 11:32	1
Sodium, Dissolved	**16**	**B**	1.0	0.039	mg/L			03/16/26 11:32	1
Thallium, Dissolved	<0.015		0.020	0.015	mg/L			03/16/26 11:32	1

Client Sample Results

Client: Arcadis US Inc.
Project/Site: Plant McIntosh

Job ID: 705-59446-1

Client Sample ID: Sorption Test - 10

Lab Sample ID: 705-59446-11

Date Collected: 03/03/26 13:50
Date Received: 03/04/26 10:15

Matrix: Water

Method: SW846 6010D - Metals (ICP) - Dissolved

Analyte	Result	Qualifier	RL	MDL	Unit	D	Prepared	Analyzed	Dil Fac
Aluminum, Dissolved	**2.4**		0.20	0.063	mg/L			03/16/26 11:35	1
Antimony, Dissolved	<0.0075		0.020	0.0075	mg/L			03/16/26 11:35	1
Arsenic, Dissolved	<0.0099		0.050	0.0099	mg/L			03/16/26 11:35	1
Barium, Dissolved	**0.18**		0.020	0.0035	mg/L			03/16/26 11:35	1
Beryllium, Dissolved	**0.0015**	**J**	0.010	0.0014	mg/L			03/16/26 11:35	1
Cadmium, Dissolved	<0.00080		0.0050	0.00080	mg/L			03/16/26 11:35	1
Calcium, Dissolved	**13**		0.10	0.038	mg/L			03/16/26 11:35	1
Chromium, Dissolved	<0.0038		0.010	0.0038	mg/L			03/16/26 11:35	1
Cobalt, Dissolved	**0.018**	**J**	0.020	0.0015	mg/L			03/16/26 11:35	1
Iron, Dissolved	<0.035		0.10	0.035	mg/L			03/16/26 11:35	1
Lead, Dissolved	<0.0061		0.010	0.0061	mg/L			03/16/26 11:35	1
Lithium, Dissolved	**0.056**		0.020	0.0037	mg/L			03/16/26 11:35	1
Magnesium, Dissolved	**8.1**		0.10	0.036	mg/L			03/16/26 11:35	1
Manganese, Dissolved	**0.12**		0.015	0.0013	mg/L			03/16/26 11:35	1
Molybdenum, Dissolved	<0.0092		0.050	0.0092	mg/L			03/16/26 11:35	1
Potassium, Dissolved	**4.7**		0.50	0.32	mg/L			03/17/26 17:00	1
Selenium, Dissolved	<0.011		0.020	0.011	mg/L			03/16/26 11:35	1
Sodium, Dissolved	**18**	**B**	1.0	0.039	mg/L			03/16/26 11:35	1
Thallium, Dissolved	<0.015		0.020	0.015	mg/L			03/16/26 11:35	1

Method Summary

Client: Arcadis US Inc.
Project/Site: Plant McIntosh

Job ID: 705-59446-1

Method	Method Description	Protocol	Laboratory
6010D	Metals (ICP)	SW846	EET ATL

Protocol References:

SW846 = "Test Methods For Evaluating Solid Waste, Physical/Chemical Methods", Third Edition, November 1986 And Its Updates.

Laboratory References:

EET ATL = Eurofins Atlanta, 3080 Presidential Dr, Atlanta, GA 30340, TEL (770)457-8177

Lab Chronicle

Client: Arcadis US Inc.
Project/Site: Plant McIntosh

Job ID: 705-59446-1

Client Sample ID: Sorption Test - Control

Lab Sample ID: 705-59446-1
Date Collected: 03/03/26 13:00
Matrix: Water
Date Received: 03/04/26 10:15

Prep Type	Batch Type	Batch Method	Run	Dil Factor	Initial Amount	Final Amount	Batch Number	Prepared or Analyzed	Analyst	Lab
Dissolved	Analysis	6010D		1			121105	03/16/26 11:03	DS	EET ATL
Dissolved	Analysis	6010D		1			121251	03/17/26 16:28	DS	EET ATL

Client Sample ID: Sorption Test - 1

Lab Sample ID: 705-59446-2
Date Collected: 03/03/26 13:05
Matrix: Water
Date Received: 03/04/26 10:15

Prep Type	Batch Type	Batch Method	Run	Dil Factor	Initial Amount	Final Amount	Batch Number	Prepared or Analyzed	Analyst	Lab
Dissolved	Analysis	6010D		1			121105	03/16/26 11:12	DS	EET ATL
Dissolved	Analysis	6010D		1			121251	03/17/26 16:31	DS	EET ATL

Client Sample ID: Sorption Test - 2

Lab Sample ID: 705-59446-3
Date Collected: 03/03/26 13:10
Matrix: Water
Date Received: 03/04/26 10:15

Prep Type	Batch Type	Batch Method	Run	Dil Factor	Initial Amount	Final Amount	Batch Number	Prepared or Analyzed	Analyst	Lab
Dissolved	Analysis	6010D		1			121105	03/16/26 11:15	DS	EET ATL
Dissolved	Analysis	6010D		1			121251	03/17/26 16:34	DS	EET ATL

Client Sample ID: Sorption Test - 3

Lab Sample ID: 705-59446-4
Date Collected: 03/03/26 13:15
Matrix: Water
Date Received: 03/04/26 10:15

Prep Type	Batch Type	Batch Method	Run	Dil Factor	Initial Amount	Final Amount	Batch Number	Prepared or Analyzed	Analyst	Lab
Dissolved	Analysis	6010D		1			121105	03/16/26 11:17	DS	EET ATL
Dissolved	Analysis	6010D		1			121251	03/17/26 16:37	DS	EET ATL

Client Sample ID: Sorption Test - 4

Lab Sample ID: 705-59446-5
Date Collected: 03/03/26 13:20
Matrix: Water
Date Received: 03/04/26 10:15

Prep Type	Batch Type	Batch Method	Run	Dil Factor	Initial Amount	Final Amount	Batch Number	Prepared or Analyzed	Analyst	Lab
Dissolved	Analysis	6010D		1			121105	03/16/26 11:20	DS	EET ATL
Dissolved	Analysis	6010D		1			121251	03/17/26 16:40	DS	EET ATL

Client Sample ID: Sorption Test - 5

Lab Sample ID: 705-59446-6
Date Collected: 03/03/26 13:25
Matrix: Water
Date Received: 03/04/26 10:15

Prep Type	Batch Type	Batch Method	Run	Dil Factor	Initial Amount	Final Amount	Batch Number	Prepared or Analyzed	Analyst	Lab
Dissolved	Analysis	6010D		1			120409	03/13/26 14:22	MT	EET ATL
Dissolved	Analysis	6010D		1			121081	03/17/26 09:48	DS	EET ATL

Lab Chronicle

Client: Arcadis US Inc.
Project/Site: Plant McIntosh

Job ID: 705-59446-1

Client Sample ID: Sorption Test - 6

Lab Sample ID: 705-59446-7
Date Collected: 03/03/26 13:30
Matrix: Water
Date Received: 03/04/26 10:15

Prep Type	Batch Type	Batch Method	Run	Dil Factor	Initial Amount	Final Amount	Batch Number	Prepared or Analyzed	Analyst	Lab
Dissolved	Analysis	6010D		1			121105	03/16/26 11:23	DS	EET ATL
Dissolved	Analysis	6010D		1			121251	03/17/26 16:43	DS	EET ATL

Client Sample ID: Sorption Test - 7

Lab Sample ID: 705-59446-8
Date Collected: 03/03/26 13:35
Matrix: Water
Date Received: 03/04/26 10:15

Prep Type	Batch Type	Batch Method	Run	Dil Factor	Initial Amount	Final Amount	Batch Number	Prepared or Analyzed	Analyst	Lab
Dissolved	Analysis	6010D		1			121105	03/16/26 11:26	DS	EET ATL
Dissolved	Analysis	6010D		1			121251	03/17/26 16:45	DS	EET ATL

Client Sample ID: Sorption Test - 8

Lab Sample ID: 705-59446-9
Date Collected: 03/03/26 13:40
Matrix: Water
Date Received: 03/04/26 10:15

Prep Type	Batch Type	Batch Method	Run	Dil Factor	Initial Amount	Final Amount	Batch Number	Prepared or Analyzed	Analyst	Lab
Dissolved	Analysis	6010D		1			121105	03/16/26 11:29	DS	EET ATL
Dissolved	Analysis	6010D		1			121251	03/17/26 16:54	DS	EET ATL

Client Sample ID: Sorption Test - 9

Lab Sample ID: 705-59446-10
Date Collected: 03/03/26 13:45
Matrix: Water
Date Received: 03/04/26 10:15

Prep Type	Batch Type	Batch Method	Run	Dil Factor	Initial Amount	Final Amount	Batch Number	Prepared or Analyzed	Analyst	Lab
Dissolved	Analysis	6010D		1			121105	03/16/26 11:32	DS	EET ATL
Dissolved	Analysis	6010D		1			121251	03/17/26 16:57	DS	EET ATL

Client Sample ID: Sorption Test - 10

Lab Sample ID: 705-59446-11
Date Collected: 03/03/26 13:50
Matrix: Water
Date Received: 03/04/26 10:15

Prep Type	Batch Type	Batch Method	Run	Dil Factor	Initial Amount	Final Amount	Batch Number	Prepared or Analyzed	Analyst	Lab
Dissolved	Analysis	6010D		1			121105	03/16/26 11:35	DS	EET ATL
Dissolved	Analysis	6010D		1			121251	03/17/26 17:00	DS	EET ATL

Laboratory References:

EET ATL = Eurofins Atlanta, 3080 Presidential Dr, Atlanta, GA 30340, TEL (770)457-8177

QC Sample Results

Client: Arcadis US Inc.
Project/Site: Plant McIntosh

Job ID: 705-59446-1

Method: 6010D - Metals (ICP)

Lab Sample ID: MB 705-119709/1-A
Matrix: Water
Analysis Batch: 120028

Client Sample ID: Method Blank
Prep Type: Dissolved

Analyte	MB Result	MB Qualifier	RL	MDL	Unit	D	Prepared	Analyzed	Dil Fac
Aluminum, Dissolved	<0.063		0.20	0.063	mg/L			03/12/26 12:01	1
Antimony, Dissolved	<0.0075		0.020	0.0075	mg/L			03/12/26 12:01	1
Arsenic, Dissolved	<0.0099		0.050	0.0099	mg/L			03/12/26 12:01	1
Barium, Dissolved	<0.0035		0.020	0.0035	mg/L			03/12/26 12:01	1
Beryllium, Dissolved	<0.0014		0.010	0.0014	mg/L			03/12/26 12:01	1
Cadmium, Dissolved	<0.00080		0.0050	0.00080	mg/L			03/12/26 12:01	1
Calcium, Dissolved	<0.038		0.10	0.038	mg/L			03/12/26 12:01	1
Chromium, Dissolved	<0.0038		0.010	0.0038	mg/L			03/12/26 12:01	1
Cobalt, Dissolved	<0.0015		0.020	0.0015	mg/L			03/12/26 12:01	1
Iron, Dissolved	<0.035		0.10	0.035	mg/L			03/12/26 12:01	1
Lead, Dissolved	<0.0061		0.010	0.0061	mg/L			03/12/26 12:01	1
Lithium, Dissolved	<0.0037		0.020	0.0037	mg/L			03/12/26 12:01	1
Magnesium, Dissolved	<0.036		0.10	0.036	mg/L			03/12/26 12:01	1
Manganese, Dissolved	<0.0013		0.015	0.0013	mg/L			03/12/26 12:01	1
Molybdenum, Dissolved	<0.0092	^+	0.050	0.0092	mg/L			03/12/26 12:01	1
Potassium, Dissolved	<0.32		0.50	0.32	mg/L			03/12/26 12:01	1
Selenium, Dissolved	<0.011		0.020	0.011	mg/L			03/12/26 12:01	1
Sodium, Dissolved	0.0674	J	1.0	0.039	mg/L			03/12/26 12:01	1
Thallium, Dissolved	<0.015		0.020	0.015	mg/L			03/12/26 12:01	1

Lab Sample ID: LCS 705-119709/2-A
Matrix: Water
Analysis Batch: 120028

Client Sample ID: Lab Control Sample
Prep Type: Dissolved

Analyte	Spike Added	LCS Result	LCS Qualifier	Unit	D	%Rec	%Rec Limits
Aluminum, Dissolved	10.0	9.25		mg/L		93	80 - 120
Antimony, Dissolved	1.00	0.926		mg/L		93	80 - 120
Arsenic, Dissolved	1.00	0.949		mg/L		95	80 - 120
Barium, Dissolved	1.00	0.947		mg/L		95	80 - 120
Beryllium, Dissolved	1.00	0.971		mg/L		97	80 - 120
Cadmium, Dissolved	1.00	0.972		mg/L		97	80 - 120
Calcium, Dissolved	10.0	9.14		mg/L		91	80 - 120
Chromium, Dissolved	1.00	1.01		mg/L		101	80 - 120
Cobalt, Dissolved	1.00	0.958		mg/L		96	80 - 120
Iron, Dissolved	10.0	9.84		mg/L		98	80 - 120
Lead, Dissolved	1.00	0.965		mg/L		97	80 - 120
Lithium, Dissolved	1.00	0.818		mg/L		82	80 - 120
Magnesium, Dissolved	10.0	9.11		mg/L		91	80 - 120
Manganese, Dissolved	1.00	0.958		mg/L		96	80 - 120
Molybdenum, Dissolved	1.00	0.977	^+	mg/L		98	80 - 120
Potassium, Dissolved	10.0	9.12		mg/L		91	80 - 120
Selenium, Dissolved	1.00	0.922		mg/L		92	80 - 120
Sodium, Dissolved	10.0	9.24		mg/L		92	80 - 120
Thallium, Dissolved	1.00	0.935		mg/L		93	80 - 120

Method: 6010D - Metals (ICP) (Continued)

Lab Sample ID: 705-60187-E-3-B MS — **Client Sample ID: Matrix Spike**
Matrix: Water — **Prep Type: Dissolved**
Analysis Batch: 120028

Analyte	Sample Result	Sample Qualifier	Spike Added	MS Result	MS Qualifier	Unit	D	%Rec	%Rec Limits
Aluminum, Dissolved	0.069	J	10.0	8.55		mg/L		85	75 - 125
Antimony, Dissolved	<0.0075		1.00	0.871		mg/L		87	75 - 125
Arsenic, Dissolved	<0.0099		1.00	0.882		mg/L		88	75 - 125
Barium, Dissolved	0.33		1.00	1.18		mg/L		86	75 - 125
Beryllium, Dissolved	<0.0014		1.00	0.899		mg/L		90	75 - 125
Cadmium, Dissolved	<0.00080		1.00	0.897		mg/L		90	75 - 125
Calcium, Dissolved	15		10.0	23.0		mg/L		80	75 - 125
Chromium, Dissolved	<0.0038		1.00	0.932		mg/L		93	75 - 125
Cobalt, Dissolved	0.0035	J	1.00	0.879		mg/L		88	75 - 125
Iron, Dissolved	<0.035		10.0	9.02		mg/L		90	75 - 125
Lead, Dissolved	<0.0061		1.00	0.879		mg/L		88	75 - 125
Lithium, Dissolved	0.0098	J	1.00	0.894		mg/L		88	75 - 125
Magnesium, Dissolved	3.7		10.0	11.9		mg/L		81	75 - 125
Manganese, Dissolved	5.6		1.00	6.21	4	mg/L		62	75 - 125
Molybdenum, Dissolved	0.016	J ^+	1.00	0.953	^+	mg/L		94	75 - 125
Potassium, Dissolved	2.5		10.0	11.1		mg/L		86	75 - 125
Selenium, Dissolved	<0.011		1.00	0.888		mg/L		89	75 - 125
Sodium, Dissolved	19	B	10.0	26.9		mg/L		82	75 - 125
Thallium, Dissolved	<0.015		1.00	0.859		mg/L		86	75 - 125

Lab Sample ID: 705-60187-E-3-C MSD — **Client Sample ID: Matrix Spike Duplicate**
Matrix: Water — **Prep Type: Dissolved**
Analysis Batch: 120028

Analyte	Sample Result	Sample Qualifier	Spike Added	MSD Result	MSD Qualifier	Unit	D	%Rec	%Rec Limits	RPD	RPD Limit
Aluminum, Dissolved	0.069	J	10.0	8.11		mg/L		80	75 - 125	5	20
Antimony, Dissolved	<0.0075		1.00	0.909		mg/L		91	75 - 125	4	20
Arsenic, Dissolved	<0.0099		1.00	0.833		mg/L		83	75 - 125	6	20
Barium, Dissolved	0.33		1.00	1.15		mg/L		82	75 - 125	3	20
Beryllium, Dissolved	<0.0014		1.00	0.853		mg/L		85	75 - 125	5	20
Cadmium, Dissolved	<0.00080		1.00	0.847		mg/L		85	75 - 125	6	20
Calcium, Dissolved	15		10.0	22.6		mg/L		77	75 - 125	2	20
Chromium, Dissolved	<0.0038		1.00	0.871		mg/L		87	75 - 125	7	20
Cobalt, Dissolved	0.0035	J	1.00	0.835		mg/L		83	75 - 125	5	20
Iron, Dissolved	<0.035		10.0	8.56		mg/L		86	75 - 125	5	20
Lead, Dissolved	<0.0061		1.00	0.835		mg/L		84	75 - 125	5	20
Lithium, Dissolved	0.0098	J	1.00	0.872		mg/L		86	75 - 125	2	20
Magnesium, Dissolved	3.7		10.0	11.4		mg/L		77	75 - 125	4	20
Manganese, Dissolved	5.6		1.00	6.18	4	mg/L		59	75 - 125	0	20
Molybdenum, Dissolved	0.016	J ^+	1.00	1.09	^+	mg/L		108	75 - 125	14	20
Potassium, Dissolved	2.5		10.0	10.8		mg/L		83	75 - 125	3	20
Selenium, Dissolved	<0.011		1.00	0.870		mg/L		87	75 - 125	2	20
Sodium, Dissolved	19	B	10.0	26.9		mg/L		83	75 - 125	0	20
Thallium, Dissolved	<0.015		1.00	0.835		mg/L		83	75 - 125	3	20

Method: 6010D - Metals (ICP) (Continued)

Lab Sample ID: MB 705-120327/1-A — **Client Sample ID: Method Blank**
Matrix: Water — **Prep Type: Dissolved**
Analysis Batch: 120409

Analyte	MB Result	MB Qualifier	RL	MDL	Unit	D	Prepared	Analyzed	Dil Fac
Aluminum, Dissolved	<0.063		0.20	0.063	mg/L			03/13/26 13:21	1
Antimony, Dissolved	<0.0075		0.020	0.0075	mg/L			03/13/26 13:21	1
Arsenic, Dissolved	<0.0099		0.050	0.0099	mg/L			03/13/26 13:21	1
Barium, Dissolved	<0.0035		0.020	0.0035	mg/L			03/13/26 13:21	1
Beryllium, Dissolved	<0.0014		0.010	0.0014	mg/L			03/13/26 13:21	1
Cadmium, Dissolved	<0.00080		0.0050	0.00080	mg/L			03/13/26 13:21	1
Calcium, Dissolved	<0.038		0.10	0.038	mg/L			03/13/26 13:21	1
Chromium, Dissolved	<0.0038		0.010	0.0038	mg/L			03/13/26 13:21	1
Cobalt, Dissolved	<0.0015		0.020	0.0015	mg/L			03/13/26 13:21	1
Iron, Dissolved	<0.035		0.10	0.035	mg/L			03/13/26 13:21	1
Lead, Dissolved	<0.0061		0.010	0.0061	mg/L			03/13/26 13:21	1
Magnesium, Dissolved	<0.036		0.10	0.036	mg/L			03/13/26 13:21	1
Manganese, Dissolved	<0.0013		0.015	0.0013	mg/L			03/13/26 13:21	1
Molybdenum, Dissolved	<0.0092		0.050	0.0092	mg/L			03/13/26 13:21	1
Selenium, Dissolved	<0.011		0.020	0.011	mg/L			03/13/26 13:21	1
Sodium, Dissolved	<0.039		1.0	0.039	mg/L			03/13/26 13:21	1
Thallium, Dissolved	<0.015		0.020	0.015	mg/L			03/13/26 13:21	1

Lab Sample ID: LCS 705-120327/2-A — **Client Sample ID: Lab Control Sample**
Matrix: Water — **Prep Type: Dissolved**
Analysis Batch: 120409

Analyte	Spike Added	LCS Result	LCS Qualifier	Unit	D	%Rec	%Rec Limits
Aluminum, Dissolved	10.0	9.07		mg/L		91	80 - 120
Antimony, Dissolved	1.00	0.932		mg/L		93	80 - 120
Arsenic, Dissolved	1.00	0.924		mg/L		92	80 - 120
Barium, Dissolved	1.00	0.892		mg/L		89	80 - 120
Beryllium, Dissolved	1.00	0.858		mg/L		86	80 - 120
Cadmium, Dissolved	1.00	0.891		mg/L		89	80 - 120
Calcium, Dissolved	10.0	8.31		mg/L		83	80 - 120
Chromium, Dissolved	1.00	0.862		mg/L		86	80 - 120
Cobalt, Dissolved	1.00	0.878		mg/L		88	80 - 120
Iron, Dissolved	10.0	9.15		mg/L		91	80 - 120
Lead, Dissolved	1.00	0.887		mg/L		89	80 - 120
Magnesium, Dissolved	10.0	8.64		mg/L		86	80 - 120
Manganese, Dissolved	1.00	0.879		mg/L		88	80 - 120
Molybdenum, Dissolved	1.00	0.814		mg/L		81	80 - 120
Selenium, Dissolved	1.00	0.998		mg/L		100	80 - 120
Sodium, Dissolved	10.0	8.92		mg/L		89	80 - 120
Thallium, Dissolved	1.00	0.898		mg/L		90	80 - 120

Lab Sample ID: 705-60358-I-1-B MS — **Client Sample ID: Matrix Spike**
Matrix: Water — **Prep Type: Dissolved**
Analysis Batch: 120409

Analyte	Sample Result	Sample Qualifier	Spike Added	MS Result	MS Qualifier	Unit	D	%Rec	%Rec Limits
Aluminum, Dissolved	<0.063		10.0	8.75		mg/L		88	75 - 125
Antimony, Dissolved	<0.0075		1.00	0.875		mg/L		87	75 - 125
Arsenic, Dissolved	<0.0099		1.00	0.888		mg/L		89	75 - 125

Method: 6010D - Metals (ICP) (Continued)

Lab Sample ID: 705-60358-I-1-B MS
Matrix: Water
Analysis Batch: 120409

Client Sample ID: Matrix Spike
Prep Type: Dissolved

Analyte	Sample Result	Sample Qualifier	Spike Added	MS Result	MS Qualifier	Unit	D	%Rec	%Rec Limits
Barium, Dissolved	0.034		1.00	0.891		mg/L		86	75 - 125
Beryllium, Dissolved	<0.0014		1.00	0.834		mg/L		83	75 - 125
Cadmium, Dissolved	<0.00080		1.00	0.857		mg/L		86	75 - 125
Calcium, Dissolved	3.8		10.0	11.6		mg/L		78	75 - 125
Chromium, Dissolved	<0.0038		1.00	0.830		mg/L		83	75 - 125
Cobalt, Dissolved	0.0016	J	1.00	0.845		mg/L		84	75 - 125
Iron, Dissolved	<0.035		10.0	8.81		mg/L		88	75 - 125
Lead, Dissolved	<0.0061		1.00	0.848		mg/L		85	75 - 125
Magnesium, Dissolved	3.3		10.0	11.4		mg/L		81	75 - 125
Manganese, Dissolved	0.14		1.00	0.974		mg/L		83	75 - 125
Molybdenum, Dissolved	<0.0092		1.00	0.780		mg/L		78	75 - 125
Selenium, Dissolved	<0.011		1.00	0.997		mg/L		100	75 - 125
Sodium, Dissolved	8.9		10.0	17.2		mg/L		83	75 - 125
Thallium, Dissolved	<0.015		1.00	0.865		mg/L		86	75 - 125

Lab Sample ID: 705-60358-I-1-C MSD
Matrix: Water
Analysis Batch: 120409

Client Sample ID: Matrix Spike Duplicate
Prep Type: Dissolved

Analyte	Sample Result	Sample Qualifier	Spike Added	MSD Result	MSD Qualifier	Unit	D	%Rec	%Rec Limits	RPD	RPD Limit
Aluminum, Dissolved	<0.063		10.0	8.97		mg/L		90	75 - 125	2	20
Antimony, Dissolved	<0.0075		1.00	0.918		mg/L		92	75 - 125	5	20
Arsenic, Dissolved	<0.0099		1.00	0.908		mg/L		91	75 - 125	2	20
Barium, Dissolved	0.034		1.00	0.911		mg/L		88	75 - 125	2	20
Beryllium, Dissolved	<0.0014		1.00	0.852		mg/L		85	75 - 125	2	20
Cadmium, Dissolved	<0.00080		1.00	0.876		mg/L		88	75 - 125	2	20
Calcium, Dissolved	3.8		10.0	11.8		mg/L		80	75 - 125	2	20
Chromium, Dissolved	<0.0038		1.00	0.847		mg/L		85	75 - 125	2	20
Cobalt, Dissolved	0.0016	J	1.00	0.864		mg/L		86	75 - 125	2	20
Iron, Dissolved	<0.035		10.0	9.01		mg/L		90	75 - 125	2	20
Lead, Dissolved	<0.0061		1.00	0.865		mg/L		87	75 - 125	2	20
Magnesium, Dissolved	3.3		10.0	11.6		mg/L		83	75 - 125	2	20
Manganese, Dissolved	0.14		1.00	0.992		mg/L		85	75 - 125	2	20
Molybdenum, Dissolved	<0.0092		1.00	0.830		mg/L		83	75 - 125	6	20
Selenium, Dissolved	<0.011		1.00	1.02		mg/L		102	75 - 125	3	20
Sodium, Dissolved	8.9		10.0	17.3		mg/L		85	75 - 125	1	20
Thallium, Dissolved	<0.015		1.00	0.885		mg/L		89	75 - 125	2	20

Lab Sample ID: MB 705-120327/1-A
Matrix: Water
Analysis Batch: 121081

Client Sample ID: Method Blank
Prep Type: Dissolved

Analyte	MB Result	MB Qualifier	RL	MDL	Unit	D	Prepared	Analyzed	Dil Fac
Lithium, Dissolved	<0.0037		0.020	0.0037	mg/L			03/17/26 09:22	1
Potassium, Dissolved	<0.32		0.50	0.32	mg/L			03/17/26 09:22	1

Method: 6010D - Metals (ICP) (Continued)

Lab Sample ID: LCS 705-120327/2-A — **Client Sample ID: Lab Control Sample**
Matrix: Water — **Prep Type: Dissolved**
Analysis Batch: 121081

Analyte			Spike Added	LCS Result	LCS Qualifier	Unit	D	%Rec	%Rec Limits		
Lithium, Dissolved			1.00	0.947		mg/L		95	80 - 120		
Potassium, Dissolved			10.0	9.14		mg/L		91	80 - 120		

Lab Sample ID: 705-60358-I-1-B MS — **Client Sample ID: Matrix Spike**
Matrix: Water — **Prep Type: Dissolved**
Analysis Batch: 121081

Analyte	Sample Result	Sample Qualifier	Spike Added	MS Result	MS Qualifier	Unit	D	%Rec	%Rec Limits		
Lithium, Dissolved	<0.0037		1.00	0.986		mg/L		99	75 - 125		
Potassium, Dissolved	2.3		10.0	11.6		mg/L		93	75 - 125		

Lab Sample ID: 705-60358-I-1-C MSD — **Client Sample ID: Matrix Spike Duplicate**
Matrix: Water — **Prep Type: Dissolved**
Analysis Batch: 121081

Analyte	Sample Result	Sample Qualifier	Spike Added	MSD Result	MSD Qualifier	Unit	D	%Rec	%Rec Limits	RPD	RPD Limit
Lithium, Dissolved	<0.0037		1.00	0.998		mg/L		100	75 - 125	1	20
Potassium, Dissolved	2.3		10.0	11.8		mg/L		95	75 - 125	2	20

QC Association Summary

Client: Arcadis US Inc.
Project/Site: Plant McIntosh

Job ID: 705-59446-1

Metals

Filtration Batch: 119709

Lab Sample ID	Client Sample ID	Prep Type	Matrix	Method	Prep Batch
MB 705-119709/1-A	Method Blank	Dissolved	Water	Filtration	
LCS 705-119709/2-A	Lab Control Sample	Dissolved	Water	Filtration	
705-60187-E-3-B MS	Matrix Spike	Dissolved	Water	Filtration	
705-60187-E-3-C MSD	Matrix Spike Duplicate	Dissolved	Water	Filtration	

Analysis Batch: 120028

Lab Sample ID	Client Sample ID	Prep Type	Matrix	Method	Prep Batch
MB 705-119709/1-A	Method Blank	Dissolved	Water	6010D	119709
LCS 705-119709/2-A	Lab Control Sample	Dissolved	Water	6010D	119709
705-60187-E-3-B MS	Matrix Spike	Dissolved	Water	6010D	119709
705-60187-E-3-C MSD	Matrix Spike Duplicate	Dissolved	Water	6010D	119709

Filtration Batch: 120327

Lab Sample ID	Client Sample ID	Prep Type	Matrix	Method	Prep Batch
MB 705-120327/1-A	Method Blank	Dissolved	Water	Filtration	
LCS 705-120327/2-A	Lab Control Sample	Dissolved	Water	Filtration	
705-60358-I-1-B MS	Matrix Spike	Dissolved	Water	Filtration	
705-60358-I-1-C MSD	Matrix Spike Duplicate	Dissolved	Water	Filtration	

Analysis Batch: 120409

Lab Sample ID	Client Sample ID	Prep Type	Matrix	Method	Prep Batch
705-59446-6	Sorption Test - 5	Dissolved	Water	6010D	
MB 705-120327/1-A	Method Blank	Dissolved	Water	6010D	120327
LCS 705-120327/2-A	Lab Control Sample	Dissolved	Water	6010D	120327
705-60358-I-1-B MS	Matrix Spike	Dissolved	Water	6010D	120327
705-60358-I-1-C MSD	Matrix Spike Duplicate	Dissolved	Water	6010D	120327

Analysis Batch: 121081

Lab Sample ID	Client Sample ID	Prep Type	Matrix	Method	Prep Batch
705-59446-6	Sorption Test - 5	Dissolved	Water	6010D	
MB 705-120327/1-A	Method Blank	Dissolved	Water	6010D	120327
LCS 705-120327/2-A	Lab Control Sample	Dissolved	Water	6010D	120327
705-60358-I-1-B MS	Matrix Spike	Dissolved	Water	6010D	120327
705-60358-I-1-C MSD	Matrix Spike Duplicate	Dissolved	Water	6010D	120327

Analysis Batch: 121105

Lab Sample ID	Client Sample ID	Prep Type	Matrix	Method	Prep Batch
705-59446-1	Sorption Test - Control	Dissolved	Water	6010D	
705-59446-2	Sorption Test - 1	Dissolved	Water	6010D	
705-59446-3	Sorption Test - 2	Dissolved	Water	6010D	
705-59446-4	Sorption Test - 3	Dissolved	Water	6010D	
705-59446-5	Sorption Test - 4	Dissolved	Water	6010D	
705-59446-7	Sorption Test - 6	Dissolved	Water	6010D	
705-59446-8	Sorption Test - 7	Dissolved	Water	6010D	
705-59446-9	Sorption Test - 8	Dissolved	Water	6010D	
705-59446-10	Sorption Test - 9	Dissolved	Water	6010D	
705-59446-11	Sorption Test - 10	Dissolved	Water	6010D	

Analysis Batch: 121251

Lab Sample ID	Client Sample ID	Prep Type	Matrix	Method	Prep Batch
705-59446-1	Sorption Test - Control	Dissolved	Water	6010D	

Metals (Continued)

Analysis Batch: 121251 (Continued)

Lab Sample ID	Client Sample ID	Prep Type	Matrix	Method	Prep Batch
705-59446-2	Sorption Test - 1	Dissolved	Water	6010D	
705-59446-3	Sorption Test - 2	Dissolved	Water	6010D	
705-59446-4	Sorption Test - 3	Dissolved	Water	6010D	
705-59446-5	Sorption Test - 4	Dissolved	Water	6010D	
705-59446-7	Sorption Test - 6	Dissolved	Water	6010D	
705-59446-8	Sorption Test - 7	Dissolved	Water	6010D	
705-59446-9	Sorption Test - 8	Dissolved	Water	6010D	
705-59446-10	Sorption Test - 9	Dissolved	Water	6010D	
705-59446-11	Sorption Test - 10	Dissolved	Water	6010D	

Accreditation/Certification Summary

Client: Arcadis US Inc.
Project/Site: Plant McIntosh

Job ID: 705-59446-1

Laboratory: Eurofins Atlanta

The accreditations/certifications listed below are applicable to this report.

Authority	Program	Identification Number	Expiration Date
Florida	NELAP	E87582	06-30-26
Georgia	State	E87582	06-30-26

eurofins | Environment Testing

ANALYTICAL REPORT

PREPARED FOR

Attn: Andy Baumeister
Arcadis US Inc
4915 Prospectus Drive
Suite G
Durham, North Carolina 27713

Generated 3/17/2026 9:47:50 PM

JOB DESCRIPTION

GP Plant McIntosh

JOB NUMBER

705-60410-1

Eurofins Atlanta
3080 Presidential Dr
Atlanta GA 30340

See page two for job notes and contact information.

my EOL

Eurofins Atlanta

Job Notes

The test results in this report relate only to the samples as received by the laboratory and will meet all requirements of the methodology, with any exceptions noted. This report shall not be reproduced except in full, without the express written approval of the laboratory. All questions should be directed to the Eurofins Environment Testing Southeast, LLC Project Manager.

Authorization

Generated
3/17/2026 9:47:50 PM

Authorized for release by
David Fuller, Project Manager
David.Fuller@et.eurofinsus.com
(770)344-8986

Table of Contents

Cover Page 1
Table of Contents 3
Sample Summary 4
Chain of Custody 5
Receipt Checklists 6
Definitions/Glossary 7
Case Narrative 8
Detection Summary 9
Client Sample Results 11
Method Summary 14
Lab Chronicle 15
QC Sample Results 16
QC Association Summary 18
Certification Summary 19

Sample Summary

Client: Arcadis US Inc
Project/Site: GP Plant McIntosh

Job ID: 705-60410-1

Lab Sample ID	Client Sample ID	Matrix	Collected	Received	Sample Origin
705-60410-1	Reactor B	Water	03/11/26 16:30	03/12/26 11:25	Georgia (St)
705-60410-2	Reactor 11	Water	03/11/26 16:35	03/12/26 11:25	Georgia (St)
705-60410-3	Reactor 12	Water	03/11/26 16:40	03/12/26 11:25	Georgia (St)
705-60410-4	Reactor 13	Water	03/11/26 16:45	03/12/26 11:25	Georgia (St)
705-60410-5	Reactor 14	Water	03/11/26 16:50	03/12/26 11:25	Georgia (St)

ARCADIS

CHAIN OF CUSTODY & LABORATORY ANALYSIS REQUEST FORM

LAB REFERENCE NUMBER:
TALS# 70505860

Page 1 of 1

PROJECT NUMBER	PROJECT NAME	SAMPLE ORIGIN
30250944 task 2B	GP McIntosh	McIntosh, GA

SEND RESULTS TO: Andy Baumeister | EMAIL ADDRESS: andrew.baumeister@arcadis.com | TELEPHONE: +1 919 328-5597

SAMPLERS: Tessa Davis

REQUESTED ANALYSES

SAMPLE ID	DATE	TIME	MATRIX	COMPOSITE / GRAB	QUANTITY	1	2	3	4	5	6	7	8	9	10	11	12	13	14	15	REMARKS
Reactor B	3/11/26	1630	W	C	1	X															
Reactor 11		1635			1	X															
Reactor 12		1640			1	X															
Reactor 13		1645			1	X															
Reactor 14		1650			1	X															

705-60410 COC

Requested Analyses	Container	Pres.
1 Metals by 6010D	250mL HDPE	HNO3
2 Alkalinity- 2320B	250mL HDPE	None
3 Cations by 300.0	250mL HDPE	None
4 Anions		
5		
6		
7		
8		
9		
10		
11		
12		
13		
14		
15		

Special Instructions/Comments:

Metals list (6010): Sb, As, Ba, Be, Cd, Ca, Cr, Co, Fe, K, Na, Pb, Li, Mg, Mn, Mo, Se, Tl

Ions list (300.0): Chloride, Sulfate, Fluoride

*USDA Regulated domestic

☐ Special QA/QC Instructions
☑ USDA Regulated
☑ Packed with Ice

Laboratory Information for Login - USE TALS PROJECT 70505860 (MUST BE AN EET-ATL (705) JOB FOR INVOICING)

Lab Name: Eurofins Atlanta
Lab Project Manager: David Fuller
David.Fuller@ET.EurofinsUS.com / 770-344-8986
Turnaround Requirements:

☐ Custody seal intact
☐ Samples intact

Shipping Tracking #:

Cooler Temp: 2.8°C #12927

Relinquished by:	DATE	TIME	Received by:	DATE	TIME
L. Karpeckyj-Cox	3/11/26	1700	Dalton Guy	3-12-26	11:25
Relinquished by:	DATE	TIME	Received by:	DATE	TIME

Login Sample Receipt Checklist

Client: Arcadis US Inc

Job Number: 705-60410-1

Login Number: 60410
List Number: 1
Creator: Gay, Dalton

List Source: Eurofins Atlanta

Question	Answer	Comment
The cooler's custody seal, if present, is intact.	True	
The cooler does not appear to have been compromised or tampered with.	True	
Samples were received on ice.	True	
Cooler Temperature is acceptable.	True	
Cooler Temperature is recorded.	True	
COC present.	True	
COC is filled out in ink and legible.	True	
COC is filled out with all pertinent information.	True	
Sample custody seals, if present, are intact.	True	
Sample collection date/times are provided.	True	
The samples do not appear to have been compromised or tampered with.	True	
Containers are not broken or leaking.	True	
There are no discrepancies between the containers received and the COC.	True	
Sample containers have legible labels.	True	
Appropriate sample containers were rec'd and sufficient volume for all analyses.	True	
Samples are received within Holding Time (excluding tests with immediate HTs).	True	
Containers requiring zero headspace have no headspace or bubble is <6mm (1/4").	True	
Is there sufficient air space in bottle for bacteriological analysis.	True	

Qualifiers

Metals

Qualifier	Qualifier Description
^+	Continuing Calibration Verification (CCV) is outside acceptance limits, high biased.
4	MS, MSD: The analyte present in the original sample is greater than 4 times the matrix spike concentration; therefore, control limits are not applicable.
B	Compound was found in the blank and sample.
F1	MS and/or MSD recovery exceeds control limits.
J	Result is less than the RL but greater than or equal to the MDL and the concentration is an approximate value.

Glossary

Abbreviation	These commonly used abbreviations may or may not be present in this report.
☼	Listed under the "D" column to designate that the result is reported on a dry weight basis
%R	Percent Recovery
CFL	Contains Free Liquid
CFU	Colony Forming Unit
CNF	Contains No Free Liquid
DER	Duplicate Error Ratio (normalized absolute difference)
Dil Fac	Dilution Factor
DL	Detection Limit (DoD/DOE)
DL, RA, RE, IN	Indicates a Dilution, Re-analysis, Re-extraction, or additional Initial metals/anion analysis of the sample
DLC	Decision Level Concentration (Radiochemistry)
EDL	Estimated Detection Limit (Dioxin)
LOD	Limit of Detection (DoD/DOE)
LOQ	Limit of Quantitation (DoD/DOE)
MCL	EPA recommended "Maximum Contaminant Level"
MDA	Minimum Detectable Activity (Radiochemistry)
MDC	Minimum Detectable Concentration (Radiochemistry)
MDL	Method Detection Limit
ML	Minimum Level (Dioxin)
MPN	Most Probable Number
MQL	Method Quantitation Limit
NC	Not Calculated
ND	Not Detected at the reporting limit (or MDL or EDL if shown)
NEG	Negative / Absent
POS	Positive / Present
PQL	Practical Quantitation Limit
PRES	Presumptive
QC	Quality Control
RER	Relative Error Ratio (Radiochemistry)
RL	Reporting Limit or Requested Limit (Radiochemistry)
RPD	Relative Percent Difference, a measure of the relative difference between two points
TEF	Toxicity Equivalent Factor (Dioxin)
TEQ	Toxicity Equivalent Quotient (Dioxin)
TNTC	Too Numerous To Count

Job Narrative
705-60410-1

The analytical test results presented in this report meet all requirements of the associated regulatory program listed on the Accreditation/Certification Summary Page, unless otherwise noted. Data qualifiers and/or narrative comments are included to explain any exceptions, if applicable. Regulated compliance samples (e.g. SDWA, NPDES) must comply with associated agency requirements/permits.

- Matrix-specific batch QC (e.g., MS, MSD, SD) may not be reported when insufficient sample volume is available or when site-specific QC samples are not submitted. In such cases, a Laboratory Control Sample Duplicate (LCSD) may be analyzed to provide precision data for the batch.
- For samples analyzed using surrogate and/or isotope dilution analytes, any recoveries falling outside of established acceptance criteria are re-prepared and/or re-analyzed to confirm results, unless the deviation is due to sample dilution or otherwise explained in the case narrative.

Receipt
The samples were received on 3/12/2026 11:25 AM. Unless otherwise noted below, the samples arrived in good condition, and, where required, properly preserved and on ice. The temperature of the cooler at receipt time was 0.9°C.

Metals
Method 6010D: MS/MSD flagging due to analyte having 4x the spike amount. Recoveries are within control limits and therefore no qualification is necessary

Reactor B (705-60410-1), Reactor 11 (705-60410-2), Reactor 12 (705-60410-3), Reactor 13 (705-60410-4), Reactor 14 (705-60410-5), (680-269980-D-29-B MS) and (680-269980-D-29-C MSD)

Method 6010D: The matrix spike / matrix spike duplicate (MS/MSD) recoveries for preparation batch 705-120360 and analytical batch 705-120913 were outside control limits. Sample matrix interference is suspected because the associated laboratory control sample (LCS) recovery was within acceptance limits.

Method 6010D: The method blank for preparation batch 705-120360 and analytical batch 705-120913 contained Calcium and Sodium above the method detection limit. This target analyte concentration was less than the reporting limit (RL) in the method blank; therefore, re-extraction and/or re-analysis of samples was not performed.

No additional analytical or quality issues were noted, other than those described above or in the Definitions/ Glossary page.

Detection Summary

Client: Arcadis US Inc
Project/Site: GP Plant McIntosh

Job ID: 705-60410-1

Client Sample ID: Reactor B — Lab Sample ID: 705-60410-1

Analyte	Result	Qualifier	RL	MDL	Unit	Dil Fac	D	Method	Prep Type
Barium	0.017	J	0.020	0.0035	mg/L	1		6010D	Total/NA
Calcium	53	B	0.10	0.038	mg/L	1		6010D	Total/NA
Lithium	0.14		0.020	0.0037	mg/L	1		6010D	Total/NA
Magnesium	4.6		0.10	0.036	mg/L	1		6010D	Total/NA
Manganese	0.0070	J	0.015	0.0013	mg/L	1		6010D	Total/NA
Potassium	5.2		0.50	0.32	mg/L	1		6010D	Total/NA
Sodium	35	B	1.0	0.039	mg/L	1		6010D	Total/NA

Client Sample ID: Reactor 11 — Lab Sample ID: 705-60410-2

Analyte	Result	Qualifier	RL	MDL	Unit	Dil Fac	D	Method	Prep Type
Aluminum	0.35		0.20	0.063	mg/L	1		6010D	Total/NA
Barium	0.11		0.020	0.0035	mg/L	1		6010D	Total/NA
Calcium	41	B	0.10	0.038	mg/L	1		6010D	Total/NA
Cobalt	0.0034	J	0.020	0.0015	mg/L	1		6010D	Total/NA
Lithium	0.12		0.020	0.0037	mg/L	1		6010D	Total/NA
Magnesium	4.8		0.10	0.036	mg/L	1		6010D	Total/NA
Manganese	0.039		0.015	0.0013	mg/L	1		6010D	Total/NA
Potassium	4.6		0.50	0.32	mg/L	1		6010D	Total/NA
Sodium	35	B	1.0	0.039	mg/L	1		6010D	Total/NA

Client Sample ID: Reactor 12 — Lab Sample ID: 705-60410-3

Analyte	Result	Qualifier	RL	MDL	Unit	Dil Fac	D	Method	Prep Type
Barium	0.043		0.020	0.0035	mg/L	1		6010D	Total/NA
Calcium	49	B	0.10	0.038	mg/L	1		6010D	Total/NA
Lithium	0.14		0.020	0.0037	mg/L	1		6010D	Total/NA
Magnesium	5.0		0.10	0.036	mg/L	1		6010D	Total/NA
Manganese	0.034		0.015	0.0013	mg/L	1		6010D	Total/NA
Potassium	4.7		0.50	0.32	mg/L	1		6010D	Total/NA
Sodium	35	B	1.0	0.039	mg/L	1		6010D	Total/NA

Client Sample ID: Reactor 13 — Lab Sample ID: 705-60410-4

Analyte	Result	Qualifier	RL	MDL	Unit	Dil Fac	D	Method	Prep Type
Aluminum	0.10	J	0.20	0.063	mg/L	1		6010D	Total/NA
Barium	0.079		0.020	0.0035	mg/L	1		6010D	Total/NA
Calcium	0.97	B	0.10	0.038	mg/L	1		6010D	Total/NA
Cobalt	0.0028	J	0.020	0.0015	mg/L	1		6010D	Total/NA
Lithium	0.019	J	0.020	0.0037	mg/L	1		6010D	Total/NA
Magnesium	1.4		0.10	0.036	mg/L	1		6010D	Total/NA
Manganese	0.0039	J	0.015	0.0013	mg/L	1		6010D	Total/NA
Potassium	1.8		0.50	0.32	mg/L	1		6010D	Total/NA
Sodium	14	B	1.0	0.039	mg/L	1		6010D	Total/NA

Client Sample ID: Reactor 14 — Lab Sample ID: 705-60410-5

Analyte	Result	Qualifier	RL	MDL	Unit	Dil Fac	D	Method	Prep Type
Aluminum	0.84		0.20	0.063	mg/L	1		6010D	Total/NA
Barium	0.20		0.020	0.0035	mg/L	1		6010D	Total/NA
Calcium	12	B	0.10	0.038	mg/L	1		6010D	Total/NA
Cobalt	0.019	J	0.020	0.0015	mg/L	1		6010D	Total/NA
Lithium	0.079		0.020	0.0037	mg/L	1		6010D	Total/NA

This Detection Summary does not include radiochemical test results.

Detection Summary

Client: Arcadis US Inc
Project/Site: GP Plant McIntosh

Job ID: 705-60410-1

Client Sample ID: Reactor 14 (Continued)

Lab Sample ID: 705-60410-5

Analyte	Result	Qualifier	RL	MDL	Unit	Dil Fac	D	Method	Prep Type
Magnesium	9.8		0.10	0.036	mg/L	1		6010D	Total/NA
Manganese	0.067		0.015	0.0013	mg/L	1		6010D	Total/NA
Potassium	6.0		0.50	0.32	mg/L	1		6010D	Total/NA
Sodium	29	B	1.0	0.039	mg/L	1		6010D	Total/NA

This Detection Summary does not include radiochemical test results.

Client Sample Results

Client: Arcadis US Inc
Project/Site: GP Plant McIntosh

Job ID: 705-60410-1

Client Sample ID: Reactor B

Lab Sample ID: 705-60410-1

Date Collected: 03/11/26 16:30
Matrix: Water
Date Received: 03/12/26 11:25

Method: SW846 6010D - Metals (ICP)

Analyte	Result	Qualifier	RL	MDL	Unit	D	Prepared	Analyzed	Dil Fac
Aluminum	<0.063		0.20	0.063	mg/L		03/13/26 13:04	03/16/26 13:58	1
Antimony	<0.0075		0.020	0.0075	mg/L		03/13/26 13:04	03/16/26 13:58	1
Arsenic	<0.0099		0.050	0.0099	mg/L		03/13/26 13:04	03/16/26 13:58	1
Barium	**0.017**	**J**	0.020	0.0035	mg/L		03/13/26 13:04	03/16/26 13:58	1
Beryllium	<0.0014		0.010	0.0014	mg/L		03/13/26 13:04	03/16/26 13:58	1
Cadmium	<0.00080		0.0050	0.00080	mg/L		03/13/26 13:04	03/16/26 13:58	1
Calcium	**53**	**B**	0.10	0.038	mg/L		03/13/26 13:04	03/16/26 13:58	1
Chromium	<0.0038		0.010	0.0038	mg/L		03/13/26 13:04	03/16/26 13:58	1
Cobalt	<0.0015		0.020	0.0015	mg/L		03/13/26 13:04	03/16/26 13:58	1
Iron	<0.035		0.10	0.035	mg/L		03/13/26 13:04	03/16/26 13:58	1
Lead	<0.0061		0.010	0.0061	mg/L		03/13/26 13:04	03/16/26 13:58	1
Lithium	**0.14**		0.020	0.0037	mg/L		03/13/26 13:04	03/16/26 13:58	1
Magnesium	**4.6**		0.10	0.036	mg/L		03/13/26 13:04	03/16/26 13:58	1
Manganese	**0.0070**	**J**	0.015	0.0013	mg/L		03/13/26 13:04	03/16/26 13:58	1
Molybdenum	<0.0092		0.050	0.0092	mg/L		03/13/26 13:04	03/16/26 13:58	1
Potassium	**5.2**		0.50	0.32	mg/L		03/13/26 13:04	03/16/26 13:58	1
Selenium	<0.011		0.020	0.011	mg/L		03/13/26 13:04	03/16/26 13:58	1
Sodium	**35**	**B**	1.0	0.039	mg/L		03/13/26 13:04	03/16/26 13:58	1
Thallium	<0.015		0.020	0.015	mg/L		03/13/26 13:04	03/16/26 13:58	1

Client Sample ID: Reactor 11

Lab Sample ID: 705-60410-2

Date Collected: 03/11/26 16:35
Matrix: Water
Date Received: 03/12/26 11:25

Method: SW846 6010D - Metals (ICP)

Analyte	Result	Qualifier	RL	MDL	Unit	D	Prepared	Analyzed	Dil Fac
Aluminum	**0.35**		0.20	0.063	mg/L		03/13/26 13:04	03/16/26 14:07	1
Antimony	<0.0075		0.020	0.0075	mg/L		03/13/26 13:04	03/16/26 14:07	1
Arsenic	<0.0099		0.050	0.0099	mg/L		03/13/26 13:04	03/16/26 14:07	1
Barium	**0.11**		0.020	0.0035	mg/L		03/13/26 13:04	03/16/26 14:07	1
Beryllium	<0.0014	^+	0.010	0.0014	mg/L		03/13/26 13:04	03/16/26 14:07	1
Cadmium	<0.00080		0.0050	0.00080	mg/L		03/13/26 13:04	03/16/26 14:07	1
Calcium	**41**	**B**	0.10	0.038	mg/L		03/13/26 13:04	03/16/26 14:07	1
Chromium	<0.0038		0.010	0.0038	mg/L		03/13/26 13:04	03/16/26 14:07	1
Cobalt	**0.0034**	**J**	0.020	0.0015	mg/L		03/13/26 13:04	03/16/26 14:07	1
Iron	<0.035		0.10	0.035	mg/L		03/13/26 13:04	03/16/26 14:07	1
Lead	<0.0061		0.010	0.0061	mg/L		03/13/26 13:04	03/16/26 14:07	1
Lithium	**0.12**		0.020	0.0037	mg/L		03/13/26 13:04	03/16/26 14:07	1
Magnesium	**4.8**		0.10	0.036	mg/L		03/13/26 13:04	03/16/26 14:07	1
Manganese	**0.039**		0.015	0.0013	mg/L		03/13/26 13:04	03/16/26 14:07	1
Molybdenum	<0.0092		0.050	0.0092	mg/L		03/13/26 13:04	03/16/26 14:07	1
Potassium	**4.6**		0.50	0.32	mg/L		03/13/26 13:04	03/16/26 14:07	1
Selenium	<0.011		0.020	0.011	mg/L		03/13/26 13:04	03/16/26 14:07	1
Sodium	**35**	**B**	1.0	0.039	mg/L		03/13/26 13:04	03/16/26 14:07	1
Thallium	<0.015		0.020	0.015	mg/L		03/13/26 13:04	03/16/26 14:07	1

Client Sample Results

Client: Arcadis US Inc
Project/Site: GP Plant McIntosh

Job ID: 705-60410-1

Client Sample ID: Reactor 12

Lab Sample ID: 705-60410-3

Date Collected: 03/11/26 16:40
Matrix: Water
Date Received: 03/12/26 11:25

Method: SW846 6010D - Metals (ICP)

Analyte	Result	Qualifier	RL	MDL	Unit	D	Prepared	Analyzed	Dil Fac
Aluminum	<0.063		0.20	0.063	mg/L		03/13/26 13:04	03/16/26 14:10	1
Antimony	<0.0075		0.020	0.0075	mg/L		03/13/26 13:04	03/16/26 14:10	1
Arsenic	<0.0099		0.050	0.0099	mg/L		03/13/26 13:04	03/16/26 14:10	1
Barium	**0.043**		0.020	0.0035	mg/L		03/13/26 13:04	03/16/26 14:10	1
Beryllium	<0.0014	^+	0.010	0.0014	mg/L		03/13/26 13:04	03/16/26 14:10	1
Cadmium	<0.00080		0.0050	0.00080	mg/L		03/13/26 13:04	03/16/26 14:10	1
Calcium	**49**	**B**	0.10	0.038	mg/L		03/13/26 13:04	03/16/26 14:10	1
Chromium	<0.0038		0.010	0.0038	mg/L		03/13/26 13:04	03/16/26 14:10	1
Cobalt	<0.0015		0.020	0.0015	mg/L		03/13/26 13:04	03/16/26 14:10	1
Iron	<0.035		0.10	0.035	mg/L		03/13/26 13:04	03/16/26 14:10	1
Lead	<0.0061		0.010	0.0061	mg/L		03/13/26 13:04	03/16/26 14:10	1
Lithium	**0.14**		0.020	0.0037	mg/L		03/13/26 13:04	03/16/26 14:10	1
Magnesium	**5.0**		0.10	0.036	mg/L		03/13/26 13:04	03/16/26 14:10	1
Manganese	**0.034**		0.015	0.0013	mg/L		03/13/26 13:04	03/16/26 14:10	1
Molybdenum	<0.0092		0.050	0.0092	mg/L		03/13/26 13:04	03/16/26 14:10	1
Potassium	**4.7**		0.50	0.32	mg/L		03/13/26 13:04	03/16/26 14:10	1
Selenium	<0.011		0.020	0.011	mg/L		03/13/26 13:04	03/16/26 14:10	1
Sodium	**35**	**B**	1.0	0.039	mg/L		03/13/26 13:04	03/16/26 14:10	1
Thallium	<0.015		0.020	0.015	mg/L		03/13/26 13:04	03/16/26 14:10	1

Client Sample ID: Reactor 13

Lab Sample ID: 705-60410-4

Date Collected: 03/11/26 16:45
Matrix: Water
Date Received: 03/12/26 11:25

Method: SW846 6010D - Metals (ICP)

Analyte	Result	Qualifier	RL	MDL	Unit	D	Prepared	Analyzed	Dil Fac
Aluminum	**0.10**	**J**	0.20	0.063	mg/L		03/13/26 13:04	03/16/26 14:13	1
Antimony	<0.0075		0.020	0.0075	mg/L		03/13/26 13:04	03/16/26 14:13	1
Arsenic	<0.0099		0.050	0.0099	mg/L		03/13/26 13:04	03/16/26 14:13	1
Barium	**0.079**		0.020	0.0035	mg/L		03/13/26 13:04	03/16/26 14:13	1
Beryllium	<0.0014	^+	0.010	0.0014	mg/L		03/13/26 13:04	03/16/26 14:13	1
Cadmium	<0.00080		0.0050	0.00080	mg/L		03/13/26 13:04	03/16/26 14:13	1
Calcium	**0.97**	**B**	0.10	0.038	mg/L		03/13/26 13:04	03/16/26 14:13	1
Chromium	<0.0038		0.010	0.0038	mg/L		03/13/26 13:04	03/16/26 14:13	1
Cobalt	**0.0028**	**J**	0.020	0.0015	mg/L		03/13/26 13:04	03/16/26 14:13	1
Iron	<0.035		0.10	0.035	mg/L		03/13/26 13:04	03/16/26 14:13	1
Lead	<0.0061		0.010	0.0061	mg/L		03/13/26 13:04	03/16/26 14:13	1
Lithium	**0.019**	**J**	0.020	0.0037	mg/L		03/13/26 13:04	03/16/26 14:13	1
Magnesium	**1.4**		0.10	0.036	mg/L		03/13/26 13:04	03/16/26 14:13	1
Manganese	**0.0039**	**J**	0.015	0.0013	mg/L		03/13/26 13:04	03/16/26 14:13	1
Molybdenum	<0.0092		0.050	0.0092	mg/L		03/13/26 13:04	03/16/26 14:13	1
Potassium	**1.8**		0.50	0.32	mg/L		03/13/26 13:04	03/16/26 14:13	1
Selenium	<0.011		0.020	0.011	mg/L		03/13/26 13:04	03/16/26 14:13	1
Sodium	**14**	**B**	1.0	0.039	mg/L		03/13/26 13:04	03/16/26 14:13	1
Thallium	<0.015		0.020	0.015	mg/L		03/13/26 13:04	03/16/26 14:13	1

Client Sample Results

Client: Arcadis US Inc
Project/Site: GP Plant McIntosh

Job ID: 705-60410-1

Client Sample ID: Reactor 14

Lab Sample ID: 705-60410-5

Date Collected: 03/11/26 16:50
Date Received: 03/12/26 11:25

Matrix: Water

Method: SW846 6010D - Metals (ICP)

Analyte	Result	Qualifier	RL	MDL	Unit	D	Prepared	Analyzed	Dil Fac
Aluminum	**0.84**		0.20	0.063	mg/L		03/13/26 13:04	03/16/26 14:16	1
Antimony	<0.0075		0.020	0.0075	mg/L		03/13/26 13:04	03/16/26 14:16	1
Arsenic	<0.0099		0.050	0.0099	mg/L		03/13/26 13:04	03/16/26 14:16	1
Barium	**0.20**		0.020	0.0035	mg/L		03/13/26 13:04	03/16/26 14:16	1
Beryllium	<0.0014	^+	0.010	0.0014	mg/L		03/13/26 13:04	03/16/26 14:16	1
Cadmium	<0.00080		0.0050	0.00080	mg/L		03/13/26 13:04	03/16/26 14:16	1
Calcium	**12**	**B**	0.10	0.038	mg/L		03/13/26 13:04	03/16/26 14:16	1
Chromium	<0.0038		0.010	0.0038	mg/L		03/13/26 13:04	03/16/26 14:16	1
Cobalt	**0.019**	**J**	0.020	0.0015	mg/L		03/13/26 13:04	03/16/26 14:16	1
Iron	<0.035		0.10	0.035	mg/L		03/13/26 13:04	03/16/26 14:16	1
Lead	<0.0061		0.010	0.0061	mg/L		03/13/26 13:04	03/16/26 14:16	1
Lithium	**0.079**		0.020	0.0037	mg/L		03/13/26 13:04	03/16/26 14:16	1
Magnesium	**9.8**		0.10	0.036	mg/L		03/13/26 13:04	03/16/26 14:16	1
Manganese	**0.067**		0.015	0.0013	mg/L		03/13/26 13:04	03/16/26 14:16	1
Molybdenum	<0.0092		0.050	0.0092	mg/L		03/13/26 13:04	03/16/26 14:16	1
Potassium	**6.0**		0.50	0.32	mg/L		03/13/26 13:04	03/16/26 14:16	1
Selenium	<0.011		0.020	0.011	mg/L		03/13/26 13:04	03/16/26 14:16	1
Sodium	**29**	**B**	1.0	0.039	mg/L		03/13/26 13:04	03/16/26 14:16	1
Thallium	<0.015		0.020	0.015	mg/L		03/13/26 13:04	03/16/26 14:16	1

Method Summary

Client: Arcadis US Inc
Project/Site: GP Plant McIntosh

Job ID: 705-60410-1

Method	Method Description	Protocol	Laboratory
6010D	Metals (ICP)	SW846	EET ATL
3010A	Preparation, Total Metals	SW846	EET ATL

Protocol References:

SW846 = "Test Methods For Evaluating Solid Waste, Physical/Chemical Methods", Third Edition, November 1986 And Its Updates.

Laboratory References:

EET ATL = Eurofins Atlanta, 3080 Presidential Dr, Atlanta, GA 30340, TEL (770)457-8177

Lab Chronicle

Client: Arcadis US Inc
Project/Site: GP Plant McIntosh

Job ID: 705-60410-1

Client Sample ID: Reactor B — Lab Sample ID: 705-60410-1

Date Collected: 03/11/26 16:30 — **Matrix: Water**
Date Received: 03/12/26 11:25

Prep Type	Batch Type	Batch Method	Run	Dil Factor	Initial Amount	Final Amount	Batch Number	Prepared or Analyzed	Analyst	Lab
Total/NA	Prep	3010A			50 mL	50 mL	120360	03/13/26 13:04	SA	EET ATL
Total/NA	Analysis	6010D		1			120913	03/16/26 13:58	DS	EET ATL

Client Sample ID: Reactor 11 — Lab Sample ID: 705-60410-2

Date Collected: 03/11/26 16:35 — **Matrix: Water**
Date Received: 03/12/26 11:25

Prep Type	Batch Type	Batch Method	Run	Dil Factor	Initial Amount	Final Amount	Batch Number	Prepared or Analyzed	Analyst	Lab
Total/NA	Prep	3010A			50 mL	50 mL	120360	03/13/26 13:04	SA	EET ATL
Total/NA	Analysis	6010D		1			120913	03/16/26 14:07	DS	EET ATL

Client Sample ID: Reactor 12 — Lab Sample ID: 705-60410-3

Date Collected: 03/11/26 16:40 — **Matrix: Water**
Date Received: 03/12/26 11:25

Prep Type	Batch Type	Batch Method	Run	Dil Factor	Initial Amount	Final Amount	Batch Number	Prepared or Analyzed	Analyst	Lab
Total/NA	Prep	3010A			50 mL	50 mL	120360	03/13/26 13:04	SA	EET ATL
Total/NA	Analysis	6010D		1			120913	03/16/26 14:10	DS	EET ATL

Client Sample ID: Reactor 13 — Lab Sample ID: 705-60410-4

Date Collected: 03/11/26 16:45 — **Matrix: Water**
Date Received: 03/12/26 11:25

Prep Type	Batch Type	Batch Method	Run	Dil Factor	Initial Amount	Final Amount	Batch Number	Prepared or Analyzed	Analyst	Lab
Total/NA	Prep	3010A			50 mL	50 mL	120360	03/13/26 13:04	SA	EET ATL
Total/NA	Analysis	6010D		1			120913	03/16/26 14:13	DS	EET ATL

Client Sample ID: Reactor 14 — Lab Sample ID: 705-60410-5

Date Collected: 03/11/26 16:50 — **Matrix: Water**
Date Received: 03/12/26 11:25

Prep Type	Batch Type	Batch Method	Run	Dil Factor	Initial Amount	Final Amount	Batch Number	Prepared or Analyzed	Analyst	Lab
Total/NA	Prep	3010A			50 mL	50 mL	120360	03/13/26 13:04	SA	EET ATL
Total/NA	Analysis	6010D		1			120913	03/16/26 14:16	DS	EET ATL

Laboratory References:

EET ATL = Eurofins Atlanta, 3080 Presidential Dr, Atlanta, GA 30340, TEL (770)457-8177

Method: 6010D - Metals (ICP)

Lab Sample ID: MB 705-120360/1-A
Matrix: Water
Analysis Batch: 120913

Client Sample ID: Method Blank
Prep Type: Total/NA
Prep Batch: 120360

Analyte	MB Result	MB Qualifier	RL	MDL	Unit	D	Prepared	Analyzed	Dil Fac
Aluminum	<0.063		0.20	0.063	mg/L		03/13/26 13:04	03/16/26 13:16	1
Antimony	<0.0075		0.020	0.0075	mg/L		03/13/26 13:04	03/16/26 13:16	1
Arsenic	<0.0099		0.050	0.0099	mg/L		03/13/26 13:04	03/16/26 13:16	1
Barium	<0.0035		0.020	0.0035	mg/L		03/13/26 13:04	03/16/26 13:16	1
Beryllium	<0.0014		0.010	0.0014	mg/L		03/13/26 13:04	03/16/26 13:16	1
Cadmium	<0.00080		0.0050	0.00080	mg/L		03/13/26 13:04	03/16/26 13:16	1
Calcium	0.0404	J	0.10	0.038	mg/L		03/13/26 13:04	03/16/26 13:16	1
Chromium	<0.0038		0.010	0.0038	mg/L		03/13/26 13:04	03/16/26 13:16	1
Cobalt	<0.0015		0.020	0.0015	mg/L		03/13/26 13:04	03/16/26 13:16	1
Iron	<0.035		0.10	0.035	mg/L		03/13/26 13:04	03/16/26 13:16	1
Lead	<0.0061		0.010	0.0061	mg/L		03/13/26 13:04	03/16/26 13:16	1
Lithium	<0.0037		0.020	0.0037	mg/L		03/13/26 13:04	03/16/26 13:16	1
Magnesium	<0.036		0.10	0.036	mg/L		03/13/26 13:04	03/16/26 13:16	1
Manganese	<0.0013		0.015	0.0013	mg/L		03/13/26 13:04	03/16/26 13:16	1
Molybdenum	<0.0092		0.050	0.0092	mg/L		03/13/26 13:04	03/16/26 13:16	1
Potassium	<0.32		0.50	0.32	mg/L		03/13/26 13:04	03/16/26 13:16	1
Selenium	<0.011		0.020	0.011	mg/L		03/13/26 13:04	03/16/26 13:16	1
Sodium	0.197	J	1.0	0.039	mg/L		03/13/26 13:04	03/16/26 13:16	1
Thallium	<0.015		0.020	0.015	mg/L		03/13/26 13:04	03/16/26 13:16	1

Lab Sample ID: LCS 705-120360/2-A
Matrix: Water
Analysis Batch: 120913

Client Sample ID: Lab Control Sample
Prep Type: Total/NA
Prep Batch: 120360

Analyte	Spike Added	LCS Result	LCS Qualifier	Unit	D	%Rec	%Rec Limits
Aluminum	10.0	11.1		mg/L		111	80 - 120
Antimony	1.00	1.08		mg/L		108	80 - 120
Arsenic	1.00	1.06		mg/L		106	80 - 120
Barium	1.00	1.11		mg/L		111	80 - 120
Beryllium	1.00	1.15		mg/L		115	80 - 120
Cadmium	1.00	1.09		mg/L		109	80 - 120
Calcium	10.0	11.0		mg/L		110	80 - 120
Chromium	1.00	1.11		mg/L		111	80 - 120
Cobalt	1.00	1.12		mg/L		112	80 - 120
Iron	10.0	11.0		mg/L		110	80 - 120
Lead	1.00	1.12		mg/L		112	80 - 120
Lithium	1.00	1.08		mg/L		108	80 - 120
Magnesium	10.0	11.1		mg/L		111	80 - 120
Manganese	1.00	1.09		mg/L		109	80 - 120
Molybdenum	1.00	1.08		mg/L		108	80 - 120
Potassium	10.0	10.8		mg/L		108	80 - 120
Selenium	1.00	1.05		mg/L		105	80 - 120
Sodium	10.0	11.1		mg/L		111	80 - 120
Thallium	1.00	1.06		mg/L		106	80 - 120

Method: 6010D - Metals (ICP) (Continued)

Lab Sample ID: 680-269980-D-29-B MS — **Client Sample ID: Matrix Spike**
Matrix: Water — **Prep Type: Total/NA**
Analysis Batch: 120913 — **Prep Batch: 120360**

Analyte	Sample Result	Sample Qualifier	Spike Added	MS Result	MS Qualifier	Unit	D	%Rec	%Rec Limits
Aluminum	0.17	J	10.0	11.4		mg/L		112	75 - 125
Antimony	0.0078	J	1.00	1.05		mg/L		104	75 - 125
Arsenic	0.011	J	1.00	1.03		mg/L		102	75 - 125
Barium	0.024		1.00	1.04		mg/L		102	75 - 125
Beryllium	0.0043	J	1.00	1.08		mg/L		108	75 - 125
Cadmium	<0.00080		1.00	1.07		mg/L		107	75 - 125
Calcium	190	B	10.0	199	4	mg/L		86	75 - 125
Chromium	<0.0038		1.00	1.02		mg/L		102	75 - 125
Cobalt	0.066		1.00	1.11		mg/L		104	75 - 125
Iron	2.5		10.0	12.8		mg/L		103	75 - 125
Lead	<0.0061		1.00	1.04		mg/L		104	75 - 125
Lithium	0.35	F1	1.00	1.70	F1	mg/L		135	75 - 125
Magnesium	59		10.0	69.1	4	mg/L		103	75 - 125
Manganese	1.7		1.00	2.66		mg/L		101	75 - 125
Molybdenum	0.016	J	1.00	1.04		mg/L		102	75 - 125
Potassium	5.2		10.0	16.6		mg/L		114	75 - 125
Selenium	0.033		1.00	1.04		mg/L		101	75 - 125
Sodium	120	B	10.0	134	4	mg/L		94	75 - 125
Thallium	<0.015		1.00	1.07		mg/L		107	75 - 125

Lab Sample ID: 680-269980-D-29-C MSD — **Client Sample ID: Matrix Spike Duplicate**
Matrix: Water — **Prep Type: Total/NA**
Analysis Batch: 120913 — **Prep Batch: 120360**

Analyte	Sample Result	Sample Qualifier	Spike Added	MSD Result	MSD Qualifier	Unit	D	%Rec	%Rec Limits	RPD	RPD Limit
Aluminum	0.17	J	10.0	11.3		mg/L		112	75 - 125	0	20
Antimony	0.0078	J	1.00	1.05		mg/L		104	75 - 125	0	20
Arsenic	0.011	J	1.00	1.03		mg/L		102	75 - 125	0	20
Barium	0.024		1.00	1.04		mg/L		101	75 - 125	0	20
Beryllium	0.0043	J	1.00	1.08		mg/L		107	75 - 125	1	20
Cadmium	<0.00080		1.00	1.06		mg/L		106	75 - 125	0	20
Calcium	190	B	10.0	198	4	mg/L		75	75 - 125	1	20
Chromium	<0.0038		1.00	1.02		mg/L		102	75 - 125	0	20
Cobalt	0.066		1.00	1.11		mg/L		104	75 - 125	0	20
Iron	2.5		10.0	12.8		mg/L		102	75 - 125	0	20
Lead	<0.0061		1.00	1.05		mg/L		105	75 - 125	1	20
Lithium	0.35	F1	1.00	1.70	F1	mg/L		135	75 - 125	0	20
Magnesium	59		10.0	68.7	4	mg/L		99	75 - 125	1	20
Manganese	1.7		1.00	2.65		mg/L		100	75 - 125	0	20
Molybdenum	0.016	J	1.00	1.05		mg/L		103	75 - 125	1	20
Potassium	5.2		10.0	16.6		mg/L		114	75 - 125	0	20
Selenium	0.033		1.00	1.06		mg/L		103	75 - 125	2	20
Sodium	120	B	10.0	133	4	mg/L		86	75 - 125	1	20
Thallium	<0.015		1.00	1.06		mg/L		106	75 - 125	0	20

QC Association Summary

Client: Arcadis US Inc
Project/Site: GP Plant McIntosh

Job ID: 705-60410-1

Metals

Prep Batch: 120360

Lab Sample ID	Client Sample ID	Prep Type	Matrix	Method	Prep Batch
705-60410-1	Reactor B	Total/NA	Water	3010A	
705-60410-2	Reactor 11	Total/NA	Water	3010A	
705-60410-3	Reactor 12	Total/NA	Water	3010A	
705-60410-4	Reactor 13	Total/NA	Water	3010A	
705-60410-5	Reactor 14	Total/NA	Water	3010A	
MB 705-120360/1-A	Method Blank	Total/NA	Water	3010A	
LCS 705-120360/2-A	Lab Control Sample	Total/NA	Water	3010A	
680-269980-D-29-B MS	Matrix Spike	Total/NA	Water	3010A	
680-269980-D-29-C MSD	Matrix Spike Duplicate	Total/NA	Water	3010A	

Analysis Batch: 120913

Lab Sample ID	Client Sample ID	Prep Type	Matrix	Method	Prep Batch
705-60410-1	Reactor B	Total/NA	Water	6010D	120360
705-60410-2	Reactor 11	Total/NA	Water	6010D	120360
705-60410-3	Reactor 12	Total/NA	Water	6010D	120360
705-60410-4	Reactor 13	Total/NA	Water	6010D	120360
705-60410-5	Reactor 14	Total/NA	Water	6010D	120360
MB 705-120360/1-A	Method Blank	Total/NA	Water	6010D	120360
LCS 705-120360/2-A	Lab Control Sample	Total/NA	Water	6010D	120360
680-269980-D-29-B MS	Matrix Spike	Total/NA	Water	6010D	120360
680-269980-D-29-C MSD	Matrix Spike Duplicate	Total/NA	Water	6010D	120360

Accreditation/Certification Summary

Client: Arcadis US Inc
Project/Site: GP Plant McIntosh

Job ID: 705-60410-1

Laboratory: Eurofins Atlanta

The accreditations/certifications listed below are applicable to this report.

Authority	Program	Identification Number	Expiration Date
Florida	NELAP	E87582	06-30-26
Georgia	State	E87582	06-30-26

eurofins | Environment Testing

ANALYTICAL REPORT

PREPARED FOR

Attn: Andy Baumeister
Arcadis US Inc
4915 Prospectus Drive
Suite G
Durham, North Carolina 27713

Generated 3/30/2026 4:48:17 PM

JOB DESCRIPTION

GP Plant McIntosh

JOB NUMBER

705-61319-1

Eurofins Atlanta
3080 Presidential Dr
Atlanta GA 30340

See page two for job notes and contact information.

my EOL

Eurofins Atlanta

Job Notes

The test results in this report relate only to the samples as received by the laboratory and will meet all requirements of the methodology, with any exceptions noted. This report shall not be reproduced except in full, without the express written approval of the laboratory. All questions should be directed to the Eurofins Environment Testing Southeast, LLC Project Manager.

Authorization

Generated
3/30/2026 4:48:17 PM

Authorized for release by
David Fuller, Project Manager
David.Fuller@et.eurofinsus.com
(770)344-8986

Table of Contents

Cover Page 1
Table of Contents 3
Sample Summary 4
Chain of Custody 5
Receipt Checklists 6
Definitions/Glossary 7
Case Narrative 8
Detection Summary 9
Client Sample Results 10
Method Summary 12
Lab Chronicle 13
QC Sample Results 14
QC Association Summary 18
Certification Summary 19

Sample Summary

Client: Arcadis US Inc
Project/Site: GP Plant McIntosh

Job ID: 705-61319-1

Lab Sample ID	Client Sample ID	Matrix	Collected	Received	Sample Origin
705-61319-1	Low TDS Water	Water	03/18/26 14:50	03/19/26 09:36	Georgia (St)
705-61319-2	High TDS Water	Water	03/18/26 14:40	03/19/26 09:36	Georgia (St)

ARCADIS

CHAIN OF CUSTODY & LABORATORY ANALYSIS REQUEST FORM

LAB REFERENCE NUMBER

Page _1_ of _1_

PROJECT NUMBER	PROJECT NAME	SAMPLE ORIGIN
30250944 task 2B	GP McIntosh	McIntosh, GA

SEND RESULTS TO: Andy Baumeister | EMAIL ADDRESS: andrew baumeister@arcadis.com | TELEPHONE: +1 919 328-5597

SAMPLERS: ~~Tessa Davis~~ L. Karpecky/Cox

REQUESTED ANALYSES

SAMPLE ID	DATE	TIME	MATRIX	/ GRAB	QUANTITY	1	2	3	4	5	6	7	8	9	10	11	12	13	14	15	REMARKS
Low TDS Water	3/18/26	1450	GW	Comp	2	X		X													field filtered
High TDS Water	3/18/26	1440	GW	Comp	2	X		X													↓

705-61319 COC

	Requested Analyses	Container	Pres.
1	Metals by 6010D	250mL HDPE	HNO3
2	~~Alkalinity by 2320B~~	~~250mL HDPE~~	~~None~~
3	Anions by 300.0	250mL HDPE	None
4			
5			
6			
7			
8			
9			
10			
11			
12			
13			
14			
15			

Special Instructions/Comments:

Metals list (6010): Sb, As, Ba, Be, Cd, Ca, Cr, Co, Fe, K, Na, Pb, Li, Mg, Mn, Mo, Se, Tl

Anions list (300.0): Chloride, Sulfate, Fluoride

~~* rush TAT (metals only)~~ OK

☐ Special QA/QC Instructions

☐ USDA Regulated

☑ Packed with Ice

Laboratory Information and Receipt

Lab Name: Eurofins

Lab Project Manager: David Fuller

Shipping Tracking #: SCANDAFO

Specify Turnaround Requirements: ~~Rush~~ STD

☐ Custody seal intact

☐ Samples intact

Sample Receipt:

Condition/Cooler Temp:

Relinquished by:	DATE	TIME	Received by:	DATE	TIME
L. Karpecky/Cox	3/18/26	1850	[illegible]	3/19/26	9:36
Relinquished by:	DATE	TIME	Received by:	DATE	TIME

1.3 #2665

Login Sample Receipt Checklist

Client: Arcadis US Inc

Job Number: 705-61319-1

Login Number: 61319
List Number: 1
Creator: Ceclu, Rodica

List Source: Eurofins Atlanta

Question	Answer	Comment
The cooler's custody seal, if present, is intact.	True	
The cooler does not appear to have been compromised or tampered with.	True	
Samples were received on ice.	True	
Cooler Temperature is acceptable.	True	
Cooler Temperature is recorded.	True	
COC present.	True	
COC is filled out in ink and legible.	True	
COC is filled out with all pertinent information.	True	
Sample custody seals, if present, are intact.	True	
Sample collection date/times are provided.	True	
The samples do not appear to have been compromised or tampered with.	True	
Containers are not broken or leaking.	True	
There are no discrepancies between the containers received and the COC.	True	
Sample containers have legible labels.	True	
Appropriate sample containers were rec'd and sufficient volume for all analyses.	True	
Samples are received within Holding Time (excluding tests with immediate HTs).	True	
Containers requiring zero headspace have no headspace or bubble is <6mm (1/4").	N/A	
Is there sufficient air space in bottle for bacteriological analysis.	N/A	

Definitions/Glossary

Client: Arcadis US Inc
Job ID: 705-61319-1
Project/Site: GP Plant McIntosh

Qualifiers

HPLC/IC

Qualifier	Qualifier Description
F1	MS and/or MSD recovery exceeds control limits.
J	Result is less than the RL but greater than or equal to the MDL and the concentration is an approximate value.

Metals

Qualifier	Qualifier Description
B	Compound was found in the blank and sample.
J	Result is less than the RL but greater than or equal to the MDL and the concentration is an approximate value.

Glossary

Abbreviation	These commonly used abbreviations may or may not be present in this report.
☼	Listed under the "D" column to designate that the result is reported on a dry weight basis
%R	Percent Recovery
CFL	Contains Free Liquid
CFU	Colony Forming Unit
CNF	Contains No Free Liquid
DER	Duplicate Error Ratio (normalized absolute difference)
Dil Fac	Dilution Factor
DL	Detection Limit (DoD/DOE)
DL, RA, RE, IN	Indicates a Dilution, Re-analysis, Re-extraction, or additional Initial metals/anion analysis of the sample
DLC	Decision Level Concentration (Radiochemistry)
EDL	Estimated Detection Limit (Dioxin)
LOD	Limit of Detection (DoD/DOE)
LOQ	Limit of Quantitation (DoD/DOE)
MCL	EPA recommended "Maximum Contaminant Level"
MDA	Minimum Detectable Activity (Radiochemistry)
MDC	Minimum Detectable Concentration (Radiochemistry)
MDL	Method Detection Limit
ML	Minimum Level (Dioxin)
MPN	Most Probable Number
MQL	Method Quantitation Limit
NC	Not Calculated
ND	Not Detected at the reporting limit (or MDL or EDL if shown)
NEG	Negative / Absent
POS	Positive / Present
PQL	Practical Quantitation Limit
PRES	Presumptive
QC	Quality Control
RER	Relative Error Ratio (Radiochemistry)
RL	Reporting Limit or Requested Limit (Radiochemistry)
RPD	Relative Percent Difference, a measure of the relative difference between two points
TEF	Toxicity Equivalent Factor (Dioxin)
TEQ	Toxicity Equivalent Quotient (Dioxin)
TNTC	Too Numerous To Count

Job Narrative
705-61319-1

The analytical test results presented in this report meet all requirements of the associated regulatory program listed on the Accreditation/Certification Summary Page, unless otherwise noted. Data qualifiers and/or narrative comments are included to explain any exceptions, if applicable. Regulated compliance samples (e.g. SDWA, NPDES) must comply with associated agency requirements/permits.

- Matrix-specific batch QC (e.g., MS, MSD, SD) may not be reported when insufficient sample volume is available or when site-specific QC samples are not submitted. In such cases, a Laboratory Control Sample Duplicate (LCSD) may be analyzed to provide precision data for the batch.
- For samples analyzed using surrogate and/or isotope dilution analytes, any recoveries falling outside of established acceptance criteria are re-prepared and/or re-analyzed to confirm results, unless the deviation is due to sample dilution or otherwise explained in the case narrative.

Receipt
The samples were received on 3/19/2026 9:36 AM. Unless otherwise noted below, the samples arrived in good condition, and, where required, properly preserved and on ice. The temperature of the cooler at receipt time was 1.3°C.

HPLC/IC
No additional analytical or quality issues were noted, other than those described above or in the Definitions/ Glossary page.

Metals
Method 6010D - Dissolved: The method blank for preparation batch 705-124118 and analytical batch 705-124229 contained Sodium, Dissolved above the method detection limit. This target analyte concentration was less than the reporting limit (RL) in the method blank; therefore, re-extraction and/or re-analysis of samples was not performed.

No additional analytical or quality issues were noted, other than those described above or in the Definitions/ Glossary page.

Detection Summary

Client: Arcadis US Inc
Project/Site: GP Plant McIntosh

Job ID: 705-61319-1

Client Sample ID: Low TDS Water — Lab Sample ID: 705-61319-1

Analyte	Result	Qualifier	RL	MDL	Unit	Dil Fac	D	Method	Prep Type
Chloride	15		1.0	0.98	mg/L	1		300.0	Total/NA
Fluoride	0.10	J	0.20	0.081	mg/L	1		300.0	Total/NA
Calcium, Dissolved	1.9		0.10	0.038	mg/L	1		6010D	Dissolved
Magnesium, Dissolved	0.51		0.10	0.036	mg/L	1		6010D	Dissolved
Potassium, Dissolved	1.2		0.50	0.32	mg/L	1		6010D	Dissolved
Sodium, Dissolved	4.7	B	1.0	0.039	mg/L	1		6010D	Dissolved

Client Sample ID: High TDS Water — Lab Sample ID: 705-61319-2

Analyte	Result	Qualifier	RL	MDL	Unit	Dil Fac	D	Method	Prep Type
Chloride	9.1		1.0	0.98	mg/L	1		300.0	Total/NA
Sulfate	430		10	7.7	mg/L	10		300.0	Total/NA
Antimony, Dissolved	0.0083	J	0.020	0.0075	mg/L	1		6010D	Dissolved
Calcium, Dissolved	91		0.10	0.038	mg/L	1		6010D	Dissolved
Magnesium, Dissolved	18		0.10	0.036	mg/L	1		6010D	Dissolved
Potassium, Dissolved	11		0.50	0.32	mg/L	1		6010D	Dissolved
Sodium, Dissolved	45	B	1.0	0.039	mg/L	1		6010D	Dissolved

This Detection Summary does not include radiochemical test results.

Client Sample Results

Client: Arcadis US Inc
Project/Site: GP Plant McIntosh

Job ID: 705-61319-1

Client Sample ID: Low TDS Water

Lab Sample ID: 705-61319-1

Date Collected: 03/18/26 14:50
Matrix: Water
Date Received: 03/19/26 09:36

Method: EPA 300.0 - Anions, Ion Chromatography

Analyte	Result	Qualifier	RL	MDL	Unit	D	Prepared	Analyzed	Dil Fac
Chloride	**15**		1.0	0.98	mg/L			03/21/26 15:37	1
Fluoride	**0.10**	**J**	0.20	0.081	mg/L			03/21/26 15:37	1
Sulfate	<0.77		1.0	0.77	mg/L			03/21/26 15:37	1

Method: SW846 6010D - Metals (ICP) - Dissolved

Analyte	Result	Qualifier	RL	MDL	Unit	D	Prepared	Analyzed	Dil Fac
Antimony, Dissolved	<0.0075		0.020	0.0075	mg/L			03/29/26 16:54	1
Arsenic, Dissolved	<0.0099		0.050	0.0099	mg/L			03/29/26 16:54	1
Barium, Dissolved	<0.0035		0.020	0.0035	mg/L			03/29/26 16:54	1
Beryllium, Dissolved	<0.0014		0.010	0.0014	mg/L			03/29/26 16:54	1
Cadmium, Dissolved	<0.00080		0.0050	0.00080	mg/L			03/29/26 16:54	1
Calcium, Dissolved	**1.9**		0.10	0.038	mg/L			03/29/26 16:54	1
Chromium, Dissolved	<0.0038		0.010	0.0038	mg/L			03/29/26 16:54	1
Cobalt, Dissolved	<0.0015		0.020	0.0015	mg/L			03/29/26 16:54	1
Iron, Dissolved	<0.035		0.10	0.035	mg/L			03/29/26 16:54	1
Lead, Dissolved	<0.0061		0.010	0.0061	mg/L			03/29/26 16:54	1
Lithium, Dissolved	<0.0037		0.020	0.0037	mg/L			03/29/26 16:54	1
Magnesium, Dissolved	**0.51**		0.10	0.036	mg/L			03/29/26 16:54	1
Manganese, Dissolved	<0.0013		0.015	0.0013	mg/L			03/29/26 16:54	1
Molybdenum, Dissolved	<0.0092		0.050	0.0092	mg/L			03/29/26 16:54	1
Potassium, Dissolved	**1.2**		0.50	0.32	mg/L			03/29/26 16:54	1
Selenium, Dissolved	<0.011		0.020	0.011	mg/L			03/29/26 16:54	1
Sodium, Dissolved	**4.7**	**B**	1.0	0.039	mg/L			03/29/26 16:54	1
Thallium, Dissolved	<0.015		0.020	0.015	mg/L			03/29/26 16:54	1

Client Sample ID: High TDS Water

Lab Sample ID: 705-61319-2

Date Collected: 03/18/26 14:40
Matrix: Water
Date Received: 03/19/26 09:36

Method: EPA 300.0 - Anions, Ion Chromatography

Analyte	Result	Qualifier	RL	MDL	Unit	D	Prepared	Analyzed	Dil Fac
Chloride	**9.1**		1.0	0.98	mg/L			03/21/26 15:48	1
Fluoride	<0.081		0.20	0.081	mg/L			03/21/26 15:48	1
Sulfate	**430**		10	7.7	mg/L			03/25/26 03:11	10

Method: SW846 6010D - Metals (ICP) - Dissolved

Analyte	Result	Qualifier	RL	MDL	Unit	D	Prepared	Analyzed	Dil Fac
Antimony, Dissolved	**0.0083**	**J**	0.020	0.0075	mg/L			03/29/26 16:51	1
Arsenic, Dissolved	<0.0099		0.050	0.0099	mg/L			03/29/26 16:51	1
Barium, Dissolved	<0.0035		0.020	0.0035	mg/L			03/29/26 16:51	1
Beryllium, Dissolved	<0.0014		0.010	0.0014	mg/L			03/29/26 16:51	1
Cadmium, Dissolved	<0.00080		0.0050	0.00080	mg/L			03/29/26 16:51	1
Calcium, Dissolved	**91**		0.10	0.038	mg/L			03/29/26 16:51	1
Chromium, Dissolved	<0.0038		0.010	0.0038	mg/L			03/29/26 16:51	1
Cobalt, Dissolved	<0.0015		0.020	0.0015	mg/L			03/29/26 16:51	1
Iron, Dissolved	<0.035		0.10	0.035	mg/L			03/29/26 16:51	1
Lead, Dissolved	<0.0061		0.010	0.0061	mg/L			03/29/26 16:51	1
Lithium, Dissolved	<0.0037		0.020	0.0037	mg/L			03/29/26 16:51	1
Magnesium, Dissolved	**18**		0.10	0.036	mg/L			03/29/26 16:51	1
Manganese, Dissolved	<0.0013		0.015	0.0013	mg/L			03/29/26 16:51	1

Client Sample Results

Client: Arcadis US Inc
Project/Site: GP Plant McIntosh

Job ID: 705-61319-1

Client Sample ID: High TDS Water

Lab Sample ID: 705-61319-2

Date Collected: 03/18/26 14:40
Date Received: 03/19/26 09:36

Matrix: Water

Method: SW846 6010D - Metals (ICP) - Dissolved (Continued)

Analyte	Result	Qualifier	RL	MDL	Unit	D	Prepared	Analyzed	Dil Fac
Molybdenum, Dissolved	<0.0092		0.050	0.0092	mg/L			03/29/26 16:51	1
Potassium, Dissolved	**11**		0.50	0.32	mg/L			03/29/26 16:51	1
Selenium, Dissolved	<0.011		0.020	0.011	mg/L			03/29/26 16:51	1
Sodium, Dissolved	**45**	**B**	1.0	0.039	mg/L			03/29/26 16:51	1
Thallium, Dissolved	<0.015		0.020	0.015	mg/L			03/29/26 16:51	1

Method Summary

Client: Arcadis US Inc
Project/Site: GP Plant McIntosh

Job ID: 705-61319-1

Method	Method Description	Protocol	Laboratory
300.0	Anions, Ion Chromatography	EPA	EET ATL
6010D	Metals (ICP)	SW846	EET ATL

Protocol References:

EPA = US Environmental Protection Agency

SW846 = "Test Methods For Evaluating Solid Waste, Physical/Chemical Methods", Third Edition, November 1986 And Its Updates.

Laboratory References:

EET ATL = Eurofins Atlanta, 3080 Presidential Dr, Atlanta, GA 30340, TEL (770)457-8177

Lab Chronicle

Client: Arcadis US Inc
Project/Site: GP Plant McIntosh

Job ID: 705-61319-1

Client Sample ID: Low TDS Water

Lab Sample ID: 705-61319-1

Date Collected: 03/18/26 14:50
Date Received: 03/19/26 09:36

Matrix: Water

Prep Type	Batch Type	Batch Method	Run	Dil Factor	Initial Amount	Final Amount	Batch Number	Prepared or Analyzed	Analyst	Lab
Total/NA	Analysis	300.0		1	0 mL	0 mL	122349	03/21/26 15:37	MS	EET ATL
Dissolved	Analysis	6010D		1			124229	03/29/26 16:54	DS	EET ATL

Client Sample ID: High TDS Water

Lab Sample ID: 705-61319-2

Date Collected: 03/18/26 14:40
Date Received: 03/19/26 09:36

Matrix: Water

Prep Type	Batch Type	Batch Method	Run	Dil Factor	Initial Amount	Final Amount	Batch Number	Prepared or Analyzed	Analyst	Lab
Total/NA	Analysis	300.0		1	0 mL	0 mL	122349	03/21/26 15:48	MS	EET ATL
Total/NA	Analysis	300.0		10	0 mL	0 mL	122774	03/25/26 03:11	MS	EET ATL
Dissolved	Analysis	6010D		1			124229	03/29/26 16:51	DS	EET ATL

Laboratory References:

EET ATL = Eurofins Atlanta, 3080 Presidential Dr, Atlanta, GA 30340, TEL (770)457-8177

Method: 300.0 - Anions, Ion Chromatography

Lab Sample ID: MB 705-122349/131
Matrix: Water
Analysis Batch: 122349

Client Sample ID: Method Blank
Prep Type: Total/NA

Analyte	MB Result	MB Qualifier	RL	MDL	Unit	D	Prepared	Analyzed	Dil Fac
Chloride	<0.98		1.0	0.98	mg/L			03/21/26 14:17	1
Fluoride	<0.081		0.20	0.081	mg/L			03/21/26 14:17	1
Sulfate	<0.77		1.0	0.77	mg/L			03/21/26 14:17	1

Lab Sample ID: LCS 705-122349/132
Matrix: Water
Analysis Batch: 122349

Client Sample ID: Lab Control Sample
Prep Type: Total/NA

Analyte	Spike Added	LCS Result	LCS Qualifier	Unit	D	%Rec	%Rec Limits
Chloride	10.0	9.83		mg/L		98	90 - 110
Fluoride	5.00	4.76		mg/L		95	90 - 110
Sulfate	25.0	23.6		mg/L		94	90 - 110

Lab Sample ID: 705-61307-B-1 MS
Matrix: Water
Analysis Batch: 122349

Client Sample ID: Matrix Spike
Prep Type: Total/NA

Analyte	Sample Result	Sample Qualifier	Spike Added	MS Result	MS Qualifier	Unit	D	%Rec	%Rec Limits
Chloride	16	F1	10.0	23.6	F1	mg/L		80	90 - 110
Fluoride	<0.081	F1	5.00	4.42	F1	mg/L		88	90 - 110
Sulfate	<0.77		25.0	22.7		mg/L		91	90 - 110

Lab Sample ID: 705-61307-B-1 MSD
Matrix: Water
Analysis Batch: 122349

Client Sample ID: Matrix Spike Duplicate
Prep Type: Total/NA

Analyte	Sample Result	Sample Qualifier	Spike Added	MSD Result	MSD Qualifier	Unit	D	%Rec	%Rec Limits	RPD	RPD Limit
Chloride	16	F1	10.0	23.5	F1	mg/L		79	90 - 110	0	20
Fluoride	<0.081	F1	5.00	4.41	F1	mg/L		88	90 - 110	0	20
Sulfate	<0.77		25.0	22.7		mg/L		91	90 - 110	0	20

Lab Sample ID: MB 705-122774/75
Matrix: Water
Analysis Batch: 122774

Client Sample ID: Method Blank
Prep Type: Total/NA

Analyte	MB Result	MB Qualifier	RL	MDL	Unit	D	Prepared	Analyzed	Dil Fac
Chloride	<0.98		1.0	0.98	mg/L			03/25/26 02:03	1
Fluoride	<0.081		0.20	0.081	mg/L			03/25/26 02:03	1
Sulfate	<0.77		1.0	0.77	mg/L			03/25/26 02:03	1

Lab Sample ID: LCS 705-122774/76
Matrix: Water
Analysis Batch: 122774

Client Sample ID: Lab Control Sample
Prep Type: Total/NA

Analyte	Spike Added	LCS Result	LCS Qualifier	Unit	D	%Rec	%Rec Limits
Chloride	10.0	10.0		mg/L		100	90 - 110
Fluoride	5.00	4.81		mg/L		96	90 - 110
Sulfate	25.0	24.0		mg/L		96	90 - 110

Method: 300.0 - Anions, Ion Chromatography (Continued)

Lab Sample ID: 705-61587-D-23 MS
Matrix: Water
Analysis Batch: 122774

Client Sample ID: Matrix Spike
Prep Type: Total/NA

Analyte	Sample Result	Sample Qualifier	Spike Added	MS Result	MS Qualifier	Unit	D	%Rec	%Rec Limits
Chloride	6.7	F1	10.0	15.6	F1	mg/L		89	90 - 110
Fluoride	0.14	J F1	5.00	4.15	F1	mg/L		80	90 - 110
Sulfate	0.86	J F1	25.0	21.4	F1	mg/L		82	90 - 110

Lab Sample ID: 705-61587-D-23 MSD
Matrix: Water
Analysis Batch: 122774

Client Sample ID: Matrix Spike Duplicate
Prep Type: Total/NA

Analyte	Sample Result	Sample Qualifier	Spike Added	MSD Result	MSD Qualifier	Unit	D	%Rec	%Rec Limits	RPD	RPD Limit
Chloride	6.7	F1	10.0	15.0	F1	mg/L		83	90 - 110	4	20
Fluoride	0.14	J F1	5.00	3.92	F1	mg/L		76	90 - 110	6	20
Sulfate	0.86	J F1	25.0	19.8	F1	mg/L		76	90 - 110	8	20

Method: 6010D - Metals (ICP)

Lab Sample ID: MB 705-124118/1-A
Matrix: Water
Analysis Batch: 124229

Client Sample ID: Method Blank
Prep Type: Dissolved

Analyte	MB Result	MB Qualifier	RL	MDL	Unit	D	Prepared	Analyzed	Dil Fac
Antimony, Dissolved	<0.0075		0.020	0.0075	mg/L			03/29/26 16:00	1
Arsenic, Dissolved	<0.0099		0.050	0.0099	mg/L			03/29/26 16:00	1
Barium, Dissolved	<0.0035		0.020	0.0035	mg/L			03/29/26 16:00	1
Beryllium, Dissolved	<0.0014		0.010	0.0014	mg/L			03/29/26 16:00	1
Cadmium, Dissolved	<0.00080		0.0050	0.00080	mg/L			03/29/26 16:00	1
Calcium, Dissolved	<0.038		0.10	0.038	mg/L			03/29/26 16:00	1
Chromium, Dissolved	<0.0038		0.010	0.0038	mg/L			03/29/26 16:00	1
Cobalt, Dissolved	<0.0015		0.020	0.0015	mg/L			03/29/26 16:00	1
Iron, Dissolved	<0.035		0.10	0.035	mg/L			03/29/26 16:00	1
Lead, Dissolved	<0.0061		0.010	0.0061	mg/L			03/29/26 16:00	1
Lithium, Dissolved	<0.0037		0.020	0.0037	mg/L			03/29/26 16:00	1
Magnesium, Dissolved	<0.036		0.10	0.036	mg/L			03/29/26 16:00	1
Manganese, Dissolved	<0.0013		0.015	0.0013	mg/L			03/29/26 16:00	1
Molybdenum, Dissolved	<0.0092		0.050	0.0092	mg/L			03/29/26 16:00	1
Potassium, Dissolved	<0.32		0.50	0.32	mg/L			03/29/26 16:00	1
Selenium, Dissolved	<0.011		0.020	0.011	mg/L			03/29/26 16:00	1
Sodium, Dissolved	0.0727	J	1.0	0.039	mg/L			03/29/26 16:00	1
Thallium, Dissolved	<0.015		0.020	0.015	mg/L			03/29/26 16:00	1

Lab Sample ID: LCS 705-124118/2-A
Matrix: Water
Analysis Batch: 124229

Client Sample ID: Lab Control Sample
Prep Type: Dissolved

Analyte	Spike Added	LCS Result	LCS Qualifier	Unit	D	%Rec	%Rec Limits
Antimony, Dissolved	1.00	1.00		mg/L		100	80 - 120
Arsenic, Dissolved	1.00	0.989		mg/L		99	80 - 120
Barium, Dissolved	1.00	0.985		mg/L		99	80 - 120
Beryllium, Dissolved	1.00	1.01		mg/L		101	80 - 120
Cadmium, Dissolved	1.00	0.984		mg/L		98	80 - 120

Method: 6010D - Metals (ICP) (Continued)

Lab Sample ID: LCS 705-124118/2-A — **Client Sample ID: Lab Control Sample**
Matrix: Water — **Prep Type: Dissolved**
Analysis Batch: 124229

Analyte	Spike Added	LCS Result	LCS Qualifier	Unit	D	%Rec	%Rec Limits
Calcium, Dissolved	10.0	9.74		mg/L		97	80 - 120
Chromium, Dissolved	1.00	0.989		mg/L		99	80 - 120
Cobalt, Dissolved	1.00	0.996		mg/L		100	80 - 120
Iron, Dissolved	10.0	9.88		mg/L		99	80 - 120
Lead, Dissolved	1.00	1.01		mg/L		101	80 - 120
Lithium, Dissolved	1.00	0.895		mg/L		90	80 - 120
Magnesium, Dissolved	10.0	9.85		mg/L		98	80 - 120
Manganese, Dissolved	1.00	0.997		mg/L		100	80 - 120
Molybdenum, Dissolved	1.00	0.894		mg/L		89	80 - 120
Potassium, Dissolved	10.0	9.55		mg/L		95	80 - 120
Selenium, Dissolved	1.00	1.01		mg/L		101	80 - 120
Sodium, Dissolved	10.0	9.55		mg/L		95	80 - 120
Thallium, Dissolved	1.00	0.980		mg/L		98	80 - 120

Lab Sample ID: 705-61280-J-14 MS — **Client Sample ID: Matrix Spike**
Matrix: Water — **Prep Type: Dissolved**
Analysis Batch: 124229

Analyte	Sample Result	Sample Qualifier	Spike Added	MS Result	MS Qualifier	Unit	D	%Rec	%Rec Limits
Antimony, Dissolved	0.0091	J	1.00	1.01		mg/L		100	75 - 125
Arsenic, Dissolved	<0.0099		1.00	1.00		mg/L		100	75 - 125
Barium, Dissolved	0.032		1.00	1.02		mg/L		99	75 - 125
Beryllium, Dissolved	<0.0014		1.00	1.01		mg/L		101	75 - 125
Cadmium, Dissolved	<0.00080		1.00	0.990		mg/L		99	75 - 125
Calcium, Dissolved	10		10.0	19.8		mg/L		95	75 - 125
Chromium, Dissolved	<0.0038		1.00	0.996		mg/L		100	75 - 125
Cobalt, Dissolved	<0.0015		1.00	0.993		mg/L		99	75 - 125
Iron, Dissolved	<0.035		10.0	9.92		mg/L		99	75 - 125
Lead, Dissolved	<0.0061		1.00	1.01		mg/L		101	75 - 125
Lithium, Dissolved	<0.0037		1.00	0.937		mg/L		94	75 - 125
Magnesium, Dissolved	0.69		10.0	10.6		mg/L		99	75 - 125
Manganese, Dissolved	0.0069	J	1.00	1.01		mg/L		100	75 - 125
Molybdenum, Dissolved	0.022	J	1.00	0.927		mg/L		91	75 - 125
Potassium, Dissolved	1.4		10.0	11.1		mg/L		97	75 - 125
Selenium, Dissolved	0.020	^2	1.00	1.03		mg/L		101	75 - 125
Sodium, Dissolved	6.3		10.0	15.9		mg/L		96	75 - 125
Thallium, Dissolved	<0.015		1.00	0.996		mg/L		100	75 - 125

Lab Sample ID: 705-61280-J-14 MSD — **Client Sample ID: Matrix Spike Duplicate**
Matrix: Water — **Prep Type: Dissolved**
Analysis Batch: 124229

Analyte	Sample Result	Sample Qualifier	Spike Added	MSD Result	MSD Qualifier	Unit	D	%Rec	%Rec Limits	RPD	RPD Limit
Antimony, Dissolved	0.0091	J	1.00	0.993		mg/L		98	75 - 125	2	20
Arsenic, Dissolved	<0.0099		1.00	0.990		mg/L		99	75 - 125	1	20
Barium, Dissolved	0.032		1.00	1.00		mg/L		97	75 - 125	2	20
Beryllium, Dissolved	<0.0014		1.00	1.00		mg/L		100	75 - 125	1	20
Cadmium, Dissolved	<0.00080		1.00	0.974		mg/L		97	75 - 125	2	20
Calcium, Dissolved	10		10.0	19.7		mg/L		95	75 - 125	0	20

Method: 6010D - Metals (ICP) (Continued)

Lab Sample ID: 705-61280-J-14 MSD
Matrix: Water
Analysis Batch: 124229

Client Sample ID: Matrix Spike Duplicate
Prep Type: Dissolved

Analyte	Sample Result	Sample Qualifier	Spike Added	MSD Result	MSD Qualifier	Unit	D	%Rec	%Rec Limits	RPD	RPD Limit
Chromium, Dissolved	<0.0038		1.00	0.981		mg/L		98	75 - 125	2	20
Cobalt, Dissolved	<0.0015		1.00	0.976		mg/L		98	75 - 125	2	20
Iron, Dissolved	<0.035		10.0	9.75		mg/L		98	75 - 125	2	20
Lead, Dissolved	<0.0061		1.00	0.997		mg/L		100	75 - 125	1	20
Lithium, Dissolved	<0.0037		1.00	0.926		mg/L		93	75 - 125	1	20
Magnesium, Dissolved	0.69		10.0	10.4		mg/L		97	75 - 125	2	20
Manganese, Dissolved	0.0069	J	1.00	0.992		mg/L		98	75 - 125	2	20
Molybdenum, Dissolved	0.022	J	1.00	0.929		mg/L		91	75 - 125	0	20
Potassium, Dissolved	1.4		10.0	11.0		mg/L		96	75 - 125	1	20
Selenium, Dissolved	0.020	^2	1.00	1.05		mg/L		103	75 - 125	2	20
Sodium, Dissolved	6.3		10.0	15.8		mg/L		94	75 - 125	1	20
Thallium, Dissolved	<0.015		1.00	0.992		mg/L		99	75 - 125	0	20

QC Association Summary

Client: Arcadis US Inc
Project/Site: GP Plant McIntosh

Job ID: 705-61319-1

HPLC/IC

Analysis Batch: 122349

Lab Sample ID	Client Sample ID	Prep Type	Matrix	Method	Prep Batch
705-61319-1	Low TDS Water	Total/NA	Water	300.0	
705-61319-2	High TDS Water	Total/NA	Water	300.0	
MB 705-122349/131	Method Blank	Total/NA	Water	300.0	
LCS 705-122349/132	Lab Control Sample	Total/NA	Water	300.0	
705-61307-B-1 MS	Matrix Spike	Total/NA	Water	300.0	
705-61307-B-1 MSD	Matrix Spike Duplicate	Total/NA	Water	300.0	

Analysis Batch: 122774

Lab Sample ID	Client Sample ID	Prep Type	Matrix	Method	Prep Batch
705-61319-2	High TDS Water	Total/NA	Water	300.0	
MB 705-122774/75	Method Blank	Total/NA	Water	300.0	
LCS 705-122774/76	Lab Control Sample	Total/NA	Water	300.0	
705-61587-D-23 MS	Matrix Spike	Total/NA	Water	300.0	
705-61587-D-23 MSD	Matrix Spike Duplicate	Total/NA	Water	300.0	

Metals

Filtration Batch: 124118

Lab Sample ID	Client Sample ID	Prep Type	Matrix	Method	Prep Batch
MB 705-124118/1-A	Method Blank	Dissolved	Water	Filtration	
LCS 705-124118/2-A	Lab Control Sample	Dissolved	Water	Filtration	

Analysis Batch: 124229

Lab Sample ID	Client Sample ID	Prep Type	Matrix	Method	Prep Batch
705-61319-1	Low TDS Water	Dissolved	Water	6010D	
705-61319-2	High TDS Water	Dissolved	Water	6010D	
MB 705-124118/1-A	Method Blank	Dissolved	Water	6010D	124118
LCS 705-124118/2-A	Lab Control Sample	Dissolved	Water	6010D	124118
705-61280-J-14 MS	Matrix Spike	Dissolved	Water	6010D	
705-61280-J-14 MSD	Matrix Spike Duplicate	Dissolved	Water	6010D	

Accreditation/Certification Summary

Client: Arcadis US Inc
Project/Site: GP Plant McIntosh

Job ID: 705-61319-1

Laboratory: Eurofins Atlanta

The accreditations/certifications listed below are applicable to this report.

Authority	Program	Identification Number	Expiration Date
Florida	NELAP	E87582	06-30-26
Georgia	State	E87582	06-30-26

eurofins | Environment Testing

ANALYTICAL REPORT

PREPARED FOR

Attn: Tessa Davis
Arcadis US Inc
4915 Prospectus Drive
Suite G
Durham, North Carolina 27713

Generated 3/23/2026 5:04:57 PM

JOB DESCRIPTION

GP Plant McIntosh

JOB NUMBER

705-61307-1

Eurofins Atlanta
3080 Presidential Dr
Atlanta GA 30340

See page two for job notes and contact information.

my EOL

Eurofins Atlanta

Job Notes

The test results in this report relate only to the samples as received by the laboratory and will meet all requirements of the methodology, with any exceptions noted. This report shall not be reproduced except in full, without the express written approval of the laboratory. All questions should be directed to the Eurofins Environment Testing Southeast, LLC Project Manager.

Authorization

Generated
3/23/2026 5:04:57 PM

Authorized for release by
David Fuller, Project Manager
David.Fuller@et.eurofinsus.com
(770)344-8986

Table of Contents

Cover Page 1
Table of Contents 3
Sample Summary 4
Chain of Custody 5
Receipt Checklists 7
Definitions/Glossary 8
Case Narrative 9
Detection Summary 10
Client Sample Results 14
Method Summary 23
Lab Chronicle 24
QC Sample Results 27
QC Association Summary 29
Certification Summary 30

Sample Summary

Client: Arcadis US Inc
Project/Site: GP Plant McIntosh

Job ID: 705-61307-1

Lab Sample ID	Client Sample ID	Matrix	Collected	Received	Sample Origin
705-61307-1	Reactor 1	Water	03/18/26 17:30	03/19/26 09:36	Georgia (St)
705-61307-2	Reactor 2	Water	03/18/26 17:20	03/19/26 09:36	Georgia (St)
705-61307-3	Reactor 3	Water	03/18/26 17:40	03/19/26 09:36	Georgia (St)
705-61307-4	Reactor 4	Water	03/18/26 17:10	03/19/26 09:36	Georgia (St)
705-61307-5	Reactor 5	Water	03/18/26 17:00	03/19/26 09:36	Georgia (St)
705-61307-6	Reactor 6	Water	03/18/26 16:50	03/19/26 09:36	Georgia (St)
705-61307-7	Reactor 7	Water	03/18/26 15:00	03/19/26 09:36	Georgia (St)
705-61307-8	Reactor 8	Water	03/18/26 15:10	03/19/26 09:36	Georgia (St)
705-61307-9	Reactor 11	Water	03/18/26 16:20	03/19/26 09:36	Georgia (St)
705-61307-10	Reactor 12	Water	03/18/26 16:10	03/19/26 09:36	Georgia (St)
705-61307-11	Reactor 15	Water	03/18/26 16:40	03/19/26 09:36	Georgia (St)
705-61307-12	Reactor 16	Water	03/18/26 15:50	03/19/26 09:36	Georgia (St)
705-61307-13	Reactor 17	Water	03/18/26 17:50	03/19/26 09:36	Georgia (St)
705-61307-14	Reactor 18	Water	03/18/26 16:00	03/19/26 09:36	Georgia (St)
705-61307-15	Reactor 21	Water	03/18/26 15:20	03/19/26 09:36	Georgia (St)
705-61307-16	Reactor 22	Water	03/18/26 16:30	03/19/26 09:36	Georgia (St)
705-61307-17	Reactor 25	Water	03/18/26 15:30	03/19/26 09:36	Georgia (St)
705-61307-18	Reactor 26	Water	03/18/26 15:40	03/19/26 09:36	Georgia (St)

ARCADIS

CHAIN OF CUSTODY & LABORATORY ANALYSIS REQUEST FORM

LAB REFERENCE NUMBER:

Page _1_ of _2_

PROJECT NUMBER	PROJECT NAME	SAMPLE ORIGIN
30250944 task 2B	GP McIntosh	McIntosh, GA

SEND RESULTS TO: Andy Baumeister **EMAIL ADDRESS:** andrew.baumeister@arcadis.com **TELEPHONE:** +1 919 328-5597

SAMPLERS: ~~Tessa Davis~~ L. Karpeckyj-Lox

REQUESTED ANALYSES

Reactor 1	3/18/26	1730	GW	Comp	2	X		X													field filtered
Reactor 2	3/18/26	1720	GW	Comp	2	X		X													
Reactor 3	3/18/26	1740	GW	Comp	2	X		X													
Reactor 4	3/18/26	1710	GW	Comp	2	X		X													
Reactor 5	3/18/26	1700	GW	Comp	2	X		X													
Reactor 6	3/18/26	1650	GW	Comp	2	X		X													
Reactor 7	3/18/26	1500	GW	Comp	2	X		X													
Reactor 8	3/18/26	1510	GW	Comp	2	X		X													
Reactor 11	3/18/26	1620	GW	Comp	2	X		X													

Requested Analyses	Container	Pres.

Special Instructions/Comments:

Metals list (6010): Sb, As, Ba, Be, Cd, Ca, Cr, Co, Fe, K, Na, Pb, Li, Mg, Mn, Mo, Se, Tl

Anions list (300.0): Chloride, Sulfate, Fluoride

☐ Special QA/QC Instructions

☐ USDA Regulated

☑ Packed with Ice

RUSH TAT (metals only)

Laboratory Information and Receipt

Lab Name: Eurofins

☐ Custody seal intact

Sample Receipt:

Shipping Tracking #:

Specify Turnaround Requirements: RUSH

☐ Samples intact

Condition/Cooler Temp:

Relinquished by:	DATE	TIME	Received by:	DATE	TIME
L. Karpeckyj-Lox	3/18/26	1850	[illegible]	3/19/26	9:36
Relinquished by:	DATE	TIME	Received by:	DATE	TIME

1.3 # 2665

705-61307 COC

ARCADIS

CHAIN OF CUSTODY & LABORATORY ANALYSIS REQUEST FORM

LAB REFERENCE NUMBER:

PROJECT NUMBER	PROJECT NAME	SAMPLE ORIGIN
30250944 task 2B	GP McIntosh	McIntosh, GA

SEND RESULTS TO: Andy Baumeister **EMAIL ADDRESS:** andrew.baumeister@arcadis.com **TELEPHONE:** +1 919 328-5597

SAMPLERS: ~~Tessa Davis~~ L. Karpeckyj-Lox

SAMPLE ID	DATE	TIME	MATRIX	COMP / GRAB	QUANTITY	1	2	3	4	5	6	7	8	9	10	11	12	13	14	15	REMARKS
Reactor 12	3/18/26	1610	GW	Comp	2	X		X													field filtered
Reactor 15	3/18/26	1640	GW	Comp	2	X		X													
Reactor 16	3/18/26	1550	GW	Comp	2	X		X													
Reactor 17	3/18/26	1750	GW	Comp	2	X		X													
Reactor 18	3/18/26	1600	GW	Comp	2	X		X													
Reactor 21	3/18/26	1520	GW	Comp	2	X		X													
Reactor 22	3/18/26	1630	GW	Comp	2	X		X													
Reactor 25	3/18/26	1530	GW	Comp	2	X		X													
Reactor 26	3/18/26	1540	GW	Comp	2	X		X													

	Requested Analyses	Container	Pres.
1	Metals by 6010D	250mL HDPE	HNO3
2	~~Alkalinity by 2320B~~	~~250mL HDPE~~	~~None~~
3	Anions by 300.0	250mL HDPE	None
5			
6			
7			
8			
9			
10			
11			
13			
14			

Special Instructions/Comments:

Metals list (6010): Sb, As, Ba, Be, Cd, Ca, Cr, Co, Fe, K, Na, Pb, Li, Mg, Mn, Mo, Se, Tl

Anions list (300.0): Chloride, Sulfate, Fluoride

☐ Special QA/QC Instructions

☐ USDA Regulated

☑ Packed with Ice

* RUSH TAT (metals only)

Laboratory Information and Receipt

Lab Name: Eurofins

Lab Project Manager: David Fuller

Shipping Tracking #:

Specify Turnaround Requirem[redacted]

☐ Custody seal intact

☐ Samples intact

Sample Receipt:

Condition/Cooler Temp:

Relinquished by:	DATE	TIME	Received by:	DATE	TIME
L. Karpeckyj-Lox	3/18/26	1800	[illegible]	3/19/26	9:36
Relinquished by:	DATE	TIME	Received by:	DATE	TIME

1.3 # 2663

Login Sample Receipt Checklist

Client: Arcadis US Inc

Job Number: 705-61307-1

Login Number: 61307
List Number: 1
Creator: Ceclu, Rodica

List Source: Eurofins Atlanta

Question	Answer	Comment
The cooler's custody seal, if present, is intact.	True	
The cooler does not appear to have been compromised or tampered with.	True	
Samples were received on ice.	True	
Cooler Temperature is acceptable.	True	
Cooler Temperature is recorded.	True	
COC present.	True	
COC is filled out in ink and legible.	True	
COC is filled out with all pertinent information.	True	
Sample custody seals, if present, are intact.	True	
Sample collection date/times are provided.	True	
The samples do not appear to have been compromised or tampered with.	True	
Containers are not broken or leaking.	True	
There are no discrepancies between the containers received and the COC.	True	
Sample containers have legible labels.	True	
Appropriate sample containers were rec'd and sufficient volume for all analyses.	True	
Samples are received within Holding Time (excluding tests with immediate HTs).	True	
Containers requiring zero headspace have no headspace or bubble is <6mm (1/4").	N/A	
Is there sufficient air space in bottle for bacteriological analysis.	True	

This receipt checklist is generated for all samples received in this Login. It may not be applicable to all Jobs associated with this Login.

Definitions/Glossary

Client: Arcadis US Inc
Project/Site: GP Plant McIntosh

Job ID: 705-61307-1

Qualifiers

Metals

Qualifier	Qualifier Description
B	Compound was found in the blank and sample.
J	Result is less than the RL but greater than or equal to the MDL and the concentration is an approximate value.

Glossary

Abbreviation	These commonly used abbreviations may or may not be present in this report.
☼	Listed under the "D" column to designate that the result is reported on a dry weight basis
%R	Percent Recovery
CFL	Contains Free Liquid
CFU	Colony Forming Unit
CNF	Contains No Free Liquid
DER	Duplicate Error Ratio (normalized absolute difference)
Dil Fac	Dilution Factor
DL	Detection Limit (DoD/DOE)
DL, RA, RE, IN	Indicates a Dilution, Re-analysis, Re-extraction, or additional Initial metals/anion analysis of the sample
DLC	Decision Level Concentration (Radiochemistry)
EDL	Estimated Detection Limit (Dioxin)
LOD	Limit of Detection (DoD/DOE)
LOQ	Limit of Quantitation (DoD/DOE)
MCL	EPA recommended "Maximum Contaminant Level"
MDA	Minimum Detectable Activity (Radiochemistry)
MDC	Minimum Detectable Concentration (Radiochemistry)
MDL	Method Detection Limit
ML	Minimum Level (Dioxin)
MPN	Most Probable Number
MQL	Method Quantitation Limit
NC	Not Calculated
ND	Not Detected at the reporting limit (or MDL or EDL if shown)
NEG	Negative / Absent
POS	Positive / Present
PQL	Practical Quantitation Limit
PRES	Presumptive
QC	Quality Control
RER	Relative Error Ratio (Radiochemistry)
RL	Reporting Limit or Requested Limit (Radiochemistry)
RPD	Relative Percent Difference, a measure of the relative difference between two points
TEF	Toxicity Equivalent Factor (Dioxin)
TEQ	Toxicity Equivalent Quotient (Dioxin)
TNTC	Too Numerous To Count

Job Narrative
705-61307-1

The analytical test results presented in this report meet all requirements of the associated regulatory program listed on the Accreditation/Certification Summary Page, unless otherwise noted. Data qualifiers and/or narrative comments are included to explain any exceptions, if applicable. Regulated compliance samples (e.g. SDWA, NPDES) must comply with associated agency requirements/permits.

- Matrix-specific batch QC (e.g., MS, MSD, SD) may not be reported when insufficient sample volume is available or when site-specific QC samples are not submitted. In such cases, a Laboratory Control Sample Duplicate (LCSD) may be analyzed to provide precision data for the batch.
- For samples analyzed using surrogate and/or isotope dilution analytes, any recoveries falling outside of established acceptance criteria are re-prepared and/or re-analyzed to confirm results, unless the deviation is due to sample dilution or otherwise explained in the case narrative.

Receipt
The samples were received on 3/19/2026 9:36 AM. Unless otherwise noted below, the samples arrived in good condition, and, where required, properly preserved and on ice. The temperature of the cooler at receipt time was 1.3°C.

Metals
Method 6010D - Dissolved: The method blank for preparation batch 705-122236 and analytical batch 705-122402 contained Sodium, Dissolved above the method detection limit. This target analyte concentration was less than the reporting limit (RL) in the method blank; therefore, re-extraction and/or re-analysis of samples was not performed.

No additional analytical or quality issues were noted, other than those described above or in the Definitions/ Glossary page.

Detection Summary

Client: Arcadis US Inc
Project/Site: GP Plant McIntosh

Job ID: 705-61307-1

Client Sample ID: Reactor 1 — Lab Sample ID: 705-61307-1

Analyte	Result	Qualifier	RL	MDL	Unit	Dil Fac	D	Method	Prep Type
Barium, Dissolved	0.031		0.020	0.0035	mg/L	1		6010D	Dissolved
Calcium, Dissolved	0.81		0.10	0.038	mg/L	1		6010D	Dissolved
Magnesium, Dissolved	1.0		0.10	0.036	mg/L	1		6010D	Dissolved
Manganese, Dissolved	0.0018	J	0.015	0.0013	mg/L	1		6010D	Dissolved
Potassium, Dissolved	1.8		0.50	0.32	mg/L	1		6010D	Dissolved
Sodium, Dissolved	4.5	B	1.0	0.039	mg/L	1		6010D	Dissolved

Client Sample ID: Reactor 2 — Lab Sample ID: 705-61307-2

Analyte	Result	Qualifier	RL	MDL	Unit	Dil Fac	D	Method	Prep Type
Barium, Dissolved	0.020		0.020	0.0035	mg/L	1		6010D	Dissolved
Calcium, Dissolved	1.9		0.10	0.038	mg/L	1		6010D	Dissolved
Cobalt, Dissolved	0.0020	J	0.020	0.0015	mg/L	1		6010D	Dissolved
Magnesium, Dissolved	0.83		0.10	0.036	mg/L	1		6010D	Dissolved
Manganese, Dissolved	0.011	J	0.015	0.0013	mg/L	1		6010D	Dissolved
Potassium, Dissolved	1.3		0.50	0.32	mg/L	1		6010D	Dissolved
Sodium, Dissolved	4.4	B	1.0	0.039	mg/L	1		6010D	Dissolved

Client Sample ID: Reactor 3 — Lab Sample ID: 705-61307-3

Analyte	Result	Qualifier	RL	MDL	Unit	Dil Fac	D	Method	Prep Type
Barium, Dissolved	0.33		0.020	0.0035	mg/L	1		6010D	Dissolved
Calcium, Dissolved	79		0.10	0.038	mg/L	1		6010D	Dissolved
Cobalt, Dissolved	0.0061	J	0.020	0.0015	mg/L	1		6010D	Dissolved
Magnesium, Dissolved	20		0.10	0.036	mg/L	1		6010D	Dissolved
Manganese, Dissolved	0.015		0.015	0.0013	mg/L	1		6010D	Dissolved
Potassium, Dissolved	10		0.50	0.32	mg/L	1		6010D	Dissolved
Sodium, Dissolved	43	B	1.0	0.039	mg/L	1		6010D	Dissolved

Client Sample ID: Reactor 4 — Lab Sample ID: 705-61307-4

Analyte	Result	Qualifier	RL	MDL	Unit	Dil Fac	D	Method	Prep Type
Barium, Dissolved	0.16		0.020	0.0035	mg/L	1		6010D	Dissolved
Calcium, Dissolved	92		0.10	0.038	mg/L	1		6010D	Dissolved
Cobalt, Dissolved	0.013	J	0.020	0.0015	mg/L	1		6010D	Dissolved
Magnesium, Dissolved	19		0.10	0.036	mg/L	1		6010D	Dissolved
Manganese, Dissolved	0.070		0.015	0.0013	mg/L	1		6010D	Dissolved
Potassium, Dissolved	10		0.50	0.32	mg/L	1		6010D	Dissolved
Sodium, Dissolved	43	B	1.0	0.039	mg/L	1		6010D	Dissolved

Client Sample ID: Reactor 5 — Lab Sample ID: 705-61307-5

Analyte	Result	Qualifier	RL	MDL	Unit	Dil Fac	D	Method	Prep Type
Barium, Dissolved	0.40		0.020	0.0035	mg/L	1		6010D	Dissolved
Calcium, Dissolved	5.0		0.10	0.038	mg/L	1		6010D	Dissolved
Cobalt, Dissolved	0.0079	J	0.020	0.0015	mg/L	1		6010D	Dissolved
Lead, Dissolved	0.010		0.010	0.0061	mg/L	1		6010D	Dissolved
Magnesium, Dissolved	2300		10	3.6	mg/L	100		6010D	Dissolved
Manganese, Dissolved	0.017		0.015	0.0013	mg/L	1		6010D	Dissolved
Potassium, Dissolved	2.2		0.50	0.32	mg/L	1		6010D	Dissolved
Sodium, Dissolved	1.5	B	1.0	0.039	mg/L	1		6010D	Dissolved
Thallium, Dissolved	0.015	J	0.020	0.015	mg/L	1		6010D	Dissolved

This Detection Summary does not include radiochemical test results.

Detection Summary

Client: Arcadis US Inc
Project/Site: GP Plant McIntosh

Job ID: 705-61307-1

Client Sample ID: Reactor 6 — Lab Sample ID: 705-61307-6

Analyte	Result	Qualifier	RL	MDL	Unit	Dil Fac	D	Method	Prep Type
Barium, Dissolved	0.18		0.020	0.0035	mg/L	1		6010D	Dissolved
Beryllium, Dissolved	0.0014	J	0.010	0.0014	mg/L	1		6010D	Dissolved
Calcium, Dissolved	11		0.10	0.038	mg/L	1		6010D	Dissolved
Cobalt, Dissolved	0.013	J	0.020	0.0015	mg/L	1		6010D	Dissolved
Magnesium, Dissolved	2200		10	3.6	mg/L	100		6010D	Dissolved
Manganese, Dissolved	0.070		0.015	0.0013	mg/L	1		6010D	Dissolved
Potassium, Dissolved	0.84		0.50	0.32	mg/L	1		6010D	Dissolved
Sodium, Dissolved	0.82	J B	1.0	0.039	mg/L	1		6010D	Dissolved

Client Sample ID: Reactor 7 — Lab Sample ID: 705-61307-7

Analyte	Result	Qualifier	RL	MDL	Unit	Dil Fac	D	Method	Prep Type
Barium, Dissolved	0.035		0.020	0.0035	mg/L	1		6010D	Dissolved
Calcium, Dissolved	1.9		0.10	0.038	mg/L	1		6010D	Dissolved
Cobalt, Dissolved	0.0022	J	0.020	0.0015	mg/L	1		6010D	Dissolved
Magnesium, Dissolved	1.4		0.10	0.036	mg/L	1		6010D	Dissolved
Manganese, Dissolved	0.016		0.015	0.0013	mg/L	1		6010D	Dissolved
Potassium, Dissolved	1.6		0.50	0.32	mg/L	1		6010D	Dissolved
Sodium, Dissolved	4.9	B	1.0	0.039	mg/L	1		6010D	Dissolved

Client Sample ID: Reactor 8 — Lab Sample ID: 705-61307-8

Analyte	Result	Qualifier	RL	MDL	Unit	Dil Fac	D	Method	Prep Type
Calcium, Dissolved	3.6		0.10	0.038	mg/L	1		6010D	Dissolved
Magnesium, Dissolved	0.30		0.10	0.036	mg/L	1		6010D	Dissolved
Potassium, Dissolved	1.2		0.50	0.32	mg/L	1		6010D	Dissolved
Sodium, Dissolved	4.5	B	1.0	0.039	mg/L	1		6010D	Dissolved

Client Sample ID: Reactor 11 — Lab Sample ID: 705-61307-9

Analyte	Result	Qualifier	RL	MDL	Unit	Dil Fac	D	Method	Prep Type
Barium, Dissolved	0.15		0.020	0.0035	mg/L	1		6010D	Dissolved
Calcium, Dissolved	81		0.10	0.038	mg/L	1		6010D	Dissolved
Cobalt, Dissolved	0.010	J	0.020	0.0015	mg/L	1		6010D	Dissolved
Iron, Dissolved	0.084	J	0.10	0.035	mg/L	1		6010D	Dissolved
Magnesium, Dissolved	19		0.10	0.036	mg/L	1		6010D	Dissolved
Manganese, Dissolved	0.086		0.015	0.0013	mg/L	1		6010D	Dissolved
Potassium, Dissolved	9.9		0.50	0.32	mg/L	1		6010D	Dissolved
Sodium, Dissolved	43	B	1.0	0.039	mg/L	1		6010D	Dissolved

Client Sample ID: Reactor 12 — Lab Sample ID: 705-61307-10

Analyte	Result	Qualifier	RL	MDL	Unit	Dil Fac	D	Method	Prep Type
Barium, Dissolved	0.018	J	0.020	0.0035	mg/L	1		6010D	Dissolved
Calcium, Dissolved	100		0.10	0.038	mg/L	1		6010D	Dissolved
Magnesium, Dissolved	16		0.10	0.036	mg/L	1		6010D	Dissolved
Manganese, Dissolved	0.0035	J	0.015	0.0013	mg/L	1		6010D	Dissolved
Potassium, Dissolved	10		0.50	0.32	mg/L	1		6010D	Dissolved
Sodium, Dissolved	43	B	1.0	0.039	mg/L	1		6010D	Dissolved

This Detection Summary does not include radiochemical test results.

Detection Summary

Client: Arcadis US Inc
Project/Site: GP Plant McIntosh

Job ID: 705-61307-1

Client Sample ID: Reactor 15 — Lab Sample ID: 705-61307-11

Analyte	Result	Qualifier	RL	MDL	Unit	Dil Fac	D	Method	Prep Type
Barium, Dissolved	0.40		0.020	0.0035	mg/L	1		6010D	Dissolved
Calcium, Dissolved	9.8		0.10	0.038	mg/L	1		6010D	Dissolved
Cobalt, Dissolved	0.013	J	0.020	0.0015	mg/L	1		6010D	Dissolved
Iron, Dissolved	0.37		0.10	0.035	mg/L	1		6010D	Dissolved
Lead, Dissolved	0.0099	J	0.010	0.0061	mg/L	1		6010D	Dissolved
Lithium, Dissolved	0.0043	J	0.020	0.0037	mg/L	1		6010D	Dissolved
Magnesium, Dissolved	2300		10	3.6	mg/L	100		6010D	Dissolved
Manganese, Dissolved	0.083		0.015	0.0013	mg/L	1		6010D	Dissolved
Potassium, Dissolved	4.0		0.50	0.32	mg/L	1		6010D	Dissolved
Sodium, Dissolved	1.9	B	1.0	0.039	mg/L	1		6010D	Dissolved

Client Sample ID: Reactor 16 — Lab Sample ID: 705-61307-12

Analyte	Result	Qualifier	RL	MDL	Unit	Dil Fac	D	Method	Prep Type
Barium, Dissolved	0.010	J	0.020	0.0035	mg/L	1		6010D	Dissolved
Cadmium, Dissolved	0.00081	J	0.0050	0.00080	mg/L	1		6010D	Dissolved
Calcium, Dissolved	20		0.10	0.038	mg/L	1		6010D	Dissolved
Magnesium, Dissolved	2400		10	3.6	mg/L	100		6010D	Dissolved
Manganese, Dissolved	0.0085	J	0.015	0.0013	mg/L	1		6010D	Dissolved
Potassium, Dissolved	1.6		0.50	0.32	mg/L	1		6010D	Dissolved
Sodium, Dissolved	0.57	J B	1.0	0.039	mg/L	1		6010D	Dissolved

Client Sample ID: Reactor 17 — Lab Sample ID: 705-61307-13

Analyte	Result	Qualifier	RL	MDL	Unit	Dil Fac	D	Method	Prep Type
Barium, Dissolved	0.0079	J	0.020	0.0035	mg/L	1		6010D	Dissolved
Calcium, Dissolved	3.4		0.10	0.038	mg/L	1		6010D	Dissolved
Iron, Dissolved	0.14		0.10	0.035	mg/L	1		6010D	Dissolved
Lithium, Dissolved	0.0055	J	0.020	0.0037	mg/L	1		6010D	Dissolved
Magnesium, Dissolved	0.67		0.10	0.036	mg/L	1		6010D	Dissolved
Manganese, Dissolved	0.0037	J	0.015	0.0013	mg/L	1		6010D	Dissolved
Potassium, Dissolved	1.5		0.50	0.32	mg/L	1		6010D	Dissolved
Sodium, Dissolved	3.9	B	1.0	0.039	mg/L	1		6010D	Dissolved

Client Sample ID: Reactor 18 — Lab Sample ID: 705-61307-14

Analyte	Result	Qualifier	RL	MDL	Unit	Dil Fac	D	Method	Prep Type
Barium, Dissolved	0.0051	J	0.020	0.0035	mg/L	1		6010D	Dissolved
Calcium, Dissolved	3.2		0.10	0.038	mg/L	1		6010D	Dissolved
Cobalt, Dissolved	0.0015	J	0.020	0.0015	mg/L	1		6010D	Dissolved
Magnesium, Dissolved	0.65		0.10	0.036	mg/L	1		6010D	Dissolved
Manganese, Dissolved	0.026		0.015	0.0013	mg/L	1		6010D	Dissolved
Potassium, Dissolved	1.5		0.50	0.32	mg/L	1		6010D	Dissolved
Sodium, Dissolved	4.6	B	1.0	0.039	mg/L	1		6010D	Dissolved

Client Sample ID: Reactor 21 — Lab Sample ID: 705-61307-15

Analyte	Result	Qualifier	RL	MDL	Unit	Dil Fac	D	Method	Prep Type
Barium, Dissolved	0.20		0.020	0.0035	mg/L	1		6010D	Dissolved
Calcium, Dissolved	100		0.10	0.038	mg/L	1		6010D	Dissolved
Lithium, Dissolved	0.012	J	0.020	0.0037	mg/L	1		6010D	Dissolved
Magnesium, Dissolved	19		0.10	0.036	mg/L	1		6010D	Dissolved
Manganese, Dissolved	0.088		0.015	0.0013	mg/L	1		6010D	Dissolved

This Detection Summary does not include radiochemical test results.

Client Sample ID: Reactor 21 (Continued) — Lab Sample ID: 705-61307-15

Analyte	Result	Qualifier	RL	MDL	Unit	Dil Fac	D	Method	Prep Type
Potassium, Dissolved	10		0.50	0.32	mg/L	1		6010D	Dissolved
Sodium, Dissolved	41	B	1.0	0.039	mg/L	1		6010D	Dissolved

Client Sample ID: Reactor 22 — Lab Sample ID: 705-61307-16

Analyte	Result	Qualifier	RL	MDL	Unit	Dil Fac	D	Method	Prep Type
Barium, Dissolved	0.073		0.020	0.0035	mg/L	1		6010D	Dissolved
Cadmium, Dissolved	0.00097	J	0.0050	0.00080	mg/L	1		6010D	Dissolved
Calcium, Dissolved	100		0.10	0.038	mg/L	1		6010D	Dissolved
Cobalt, Dissolved	0.0048	J	0.020	0.0015	mg/L	1		6010D	Dissolved
Lithium, Dissolved	0.0054	J	0.020	0.0037	mg/L	1		6010D	Dissolved
Magnesium, Dissolved	18		0.10	0.036	mg/L	1		6010D	Dissolved
Manganese, Dissolved	0.16		0.015	0.0013	mg/L	1		6010D	Dissolved
Potassium, Dissolved	10		0.50	0.32	mg/L	1		6010D	Dissolved
Sodium, Dissolved	43	B	1.0	0.039	mg/L	1		6010D	Dissolved

Client Sample ID: Reactor 25 — Lab Sample ID: 705-61307-17

Analyte	Result	Qualifier	RL	MDL	Unit	Dil Fac	D	Method	Prep Type
Barium, Dissolved	0.53		0.020	0.0035	mg/L	1		6010D	Dissolved
Calcium, Dissolved	160		0.10	0.038	mg/L	1		6010D	Dissolved
Lithium, Dissolved	0.016	J	0.020	0.0037	mg/L	1		6010D	Dissolved
Magnesium, Dissolved	2300		10	3.6	mg/L	100		6010D	Dissolved
Manganese, Dissolved	0.27		0.015	0.0013	mg/L	1		6010D	Dissolved
Potassium, Dissolved	5.7		0.50	0.32	mg/L	1		6010D	Dissolved
Sodium, Dissolved	3.1	B	1.0	0.039	mg/L	1		6010D	Dissolved

Client Sample ID: Reactor 26 — Lab Sample ID: 705-61307-18

Analyte	Result	Qualifier	RL	MDL	Unit	Dil Fac	D	Method	Prep Type
Barium, Dissolved	0.053		0.020	0.0035	mg/L	1		6010D	Dissolved
Cadmium, Dissolved	0.0021	J	0.0050	0.00080	mg/L	1		6010D	Dissolved
Calcium, Dissolved	21		0.10	0.038	mg/L	1		6010D	Dissolved
Cobalt, Dissolved	0.0049	J	0.020	0.0015	mg/L	1		6010D	Dissolved
Lithium, Dissolved	0.0056	J	0.020	0.0037	mg/L	1		6010D	Dissolved
Magnesium, Dissolved	2400		10	3.6	mg/L	100		6010D	Dissolved
Manganese, Dissolved	0.17		0.015	0.0013	mg/L	1		6010D	Dissolved
Potassium, Dissolved	2.7		0.50	0.32	mg/L	1		6010D	Dissolved
Sodium, Dissolved	0.98	J B	1.0	0.039	mg/L	1		6010D	Dissolved

This Detection Summary does not include radiochemical test results.

Client Sample Results

Client: Arcadis US Inc
Project/Site: GP Plant McIntosh

Job ID: 705-61307-1

Client Sample ID: Reactor 1

Lab Sample ID: 705-61307-1

Date Collected: 03/18/26 17:30
Matrix: Water
Date Received: 03/19/26 09:36

Method: SW846 6010D - Metals (ICP) - Dissolved

Analyte	Result	Qualifier	RL	MDL	Unit	D	Prepared	Analyzed	Dil Fac
Antimony, Dissolved	<0.0075		0.020	0.0075	mg/L			03/21/26 16:45	1
Arsenic, Dissolved	<0.0099		0.050	0.0099	mg/L			03/21/26 16:45	1
Barium, Dissolved	**0.031**		0.020	0.0035	mg/L			03/21/26 16:45	1
Beryllium, Dissolved	<0.0014		0.010	0.0014	mg/L			03/21/26 16:45	1
Cadmium, Dissolved	<0.00080		0.0050	0.00080	mg/L			03/21/26 16:45	1
Calcium, Dissolved	**0.81**		0.10	0.038	mg/L			03/21/26 16:45	1
Chromium, Dissolved	<0.0038		0.010	0.0038	mg/L			03/21/26 16:45	1
Cobalt, Dissolved	<0.0015		0.020	0.0015	mg/L			03/21/26 16:45	1
Iron, Dissolved	<0.035		0.10	0.035	mg/L			03/21/26 16:45	1
Lead, Dissolved	<0.0061		0.010	0.0061	mg/L			03/21/26 16:45	1
Lithium, Dissolved	<0.0037		0.020	0.0037	mg/L			03/21/26 16:45	1
Magnesium, Dissolved	**1.0**		0.10	0.036	mg/L			03/21/26 16:45	1
Manganese, Dissolved	**0.0018**	**J**	0.015	0.0013	mg/L			03/21/26 16:45	1
Molybdenum, Dissolved	<0.0092		0.050	0.0092	mg/L			03/21/26 16:45	1
Potassium, Dissolved	**1.8**		0.50	0.32	mg/L			03/21/26 16:45	1
Selenium, Dissolved	<0.011		0.020	0.011	mg/L			03/21/26 16:45	1
Sodium, Dissolved	**4.5**	**B**	1.0	0.039	mg/L			03/21/26 16:45	1
Thallium, Dissolved	<0.015		0.020	0.015	mg/L			03/21/26 16:45	1

Client Sample ID: Reactor 2

Lab Sample ID: 705-61307-2

Date Collected: 03/18/26 17:20
Matrix: Water
Date Received: 03/19/26 09:36

Method: SW846 6010D - Metals (ICP) - Dissolved

Analyte	Result	Qualifier	RL	MDL	Unit	D	Prepared	Analyzed	Dil Fac
Antimony, Dissolved	<0.0075		0.020	0.0075	mg/L			03/21/26 16:48	1
Arsenic, Dissolved	<0.0099		0.050	0.0099	mg/L			03/21/26 16:48	1
Barium, Dissolved	**0.020**		0.020	0.0035	mg/L			03/21/26 16:48	1
Beryllium, Dissolved	<0.0014		0.010	0.0014	mg/L			03/21/26 16:48	1
Cadmium, Dissolved	<0.00080		0.0050	0.00080	mg/L			03/21/26 16:48	1
Calcium, Dissolved	**1.9**		0.10	0.038	mg/L			03/21/26 16:48	1
Chromium, Dissolved	<0.0038		0.010	0.0038	mg/L			03/21/26 16:48	1
Cobalt, Dissolved	**0.0020**	**J**	0.020	0.0015	mg/L			03/21/26 16:48	1
Iron, Dissolved	<0.035		0.10	0.035	mg/L			03/21/26 16:48	1
Lead, Dissolved	<0.0061		0.010	0.0061	mg/L			03/21/26 16:48	1
Lithium, Dissolved	<0.0037		0.020	0.0037	mg/L			03/21/26 16:48	1
Magnesium, Dissolved	**0.83**		0.10	0.036	mg/L			03/21/26 16:48	1
Manganese, Dissolved	**0.011**	**J**	0.015	0.0013	mg/L			03/21/26 16:48	1
Molybdenum, Dissolved	<0.0092		0.050	0.0092	mg/L			03/21/26 16:48	1
Potassium, Dissolved	**1.3**		0.50	0.32	mg/L			03/21/26 16:48	1
Selenium, Dissolved	<0.011		0.020	0.011	mg/L			03/21/26 16:48	1
Sodium, Dissolved	**4.4**	**B**	1.0	0.039	mg/L			03/21/26 16:48	1
Thallium, Dissolved	<0.015		0.020	0.015	mg/L			03/21/26 16:48	1

Client Sample Results

Client: Arcadis US Inc
Project/Site: GP Plant McIntosh

Job ID: 705-61307-1

Client Sample ID: Reactor 3

Lab Sample ID: 705-61307-3

Date Collected: 03/18/26 17:40
Matrix: Water
Date Received: 03/19/26 09:36

Method: SW846 6010D - Metals (ICP) - Dissolved

Analyte	Result	Qualifier	RL	MDL	Unit	D	Prepared	Analyzed	Dil Fac
Antimony, Dissolved	<0.0075		0.020	0.0075	mg/L			03/21/26 16:51	1
Arsenic, Dissolved	<0.0099		0.050	0.0099	mg/L			03/21/26 16:51	1
Barium, Dissolved	**0.33**		0.020	0.0035	mg/L			03/21/26 16:51	1
Beryllium, Dissolved	<0.0014		0.010	0.0014	mg/L			03/21/26 16:51	1
Cadmium, Dissolved	<0.00080		0.0050	0.00080	mg/L			03/21/26 16:51	1
Calcium, Dissolved	**79**		0.10	0.038	mg/L			03/21/26 16:51	1
Chromium, Dissolved	<0.0038		0.010	0.0038	mg/L			03/21/26 16:51	1
Cobalt, Dissolved	**0.0061**	**J**	0.020	0.0015	mg/L			03/21/26 16:51	1
Iron, Dissolved	<0.035		0.10	0.035	mg/L			03/21/26 16:51	1
Lead, Dissolved	<0.0061		0.010	0.0061	mg/L			03/21/26 16:51	1
Lithium, Dissolved	<0.0037		0.020	0.0037	mg/L			03/21/26 16:51	1
Magnesium, Dissolved	**20**		0.10	0.036	mg/L			03/21/26 16:51	1
Manganese, Dissolved	**0.015**		0.015	0.0013	mg/L			03/21/26 16:51	1
Molybdenum, Dissolved	<0.0092		0.050	0.0092	mg/L			03/21/26 16:51	1
Potassium, Dissolved	**10**		0.50	0.32	mg/L			03/21/26 16:51	1
Selenium, Dissolved	<0.011		0.020	0.011	mg/L			03/21/26 16:51	1
Sodium, Dissolved	**43**	**B**	1.0	0.039	mg/L			03/21/26 16:51	1
Thallium, Dissolved	<0.015		0.020	0.015	mg/L			03/21/26 16:51	1

Client Sample ID: Reactor 4

Lab Sample ID: 705-61307-4

Date Collected: 03/18/26 17:10
Matrix: Water
Date Received: 03/19/26 09:36

Method: SW846 6010D - Metals (ICP) - Dissolved

Analyte	Result	Qualifier	RL	MDL	Unit	D	Prepared	Analyzed	Dil Fac
Antimony, Dissolved	<0.0075		0.020	0.0075	mg/L			03/21/26 16:54	1
Arsenic, Dissolved	<0.0099		0.050	0.0099	mg/L			03/21/26 16:54	1
Barium, Dissolved	**0.16**		0.020	0.0035	mg/L			03/21/26 16:54	1
Beryllium, Dissolved	<0.0014		0.010	0.0014	mg/L			03/21/26 16:54	1
Cadmium, Dissolved	<0.00080		0.0050	0.00080	mg/L			03/21/26 16:54	1
Calcium, Dissolved	**92**		0.10	0.038	mg/L			03/21/26 16:54	1
Chromium, Dissolved	<0.0038		0.010	0.0038	mg/L			03/21/26 16:54	1
Cobalt, Dissolved	**0.013**	**J**	0.020	0.0015	mg/L			03/21/26 16:54	1
Iron, Dissolved	<0.035		0.10	0.035	mg/L			03/21/26 16:54	1
Lead, Dissolved	<0.0061		0.010	0.0061	mg/L			03/21/26 16:54	1
Lithium, Dissolved	<0.0037		0.020	0.0037	mg/L			03/21/26 16:54	1
Magnesium, Dissolved	**19**		0.10	0.036	mg/L			03/21/26 16:54	1
Manganese, Dissolved	**0.070**		0.015	0.0013	mg/L			03/21/26 16:54	1
Molybdenum, Dissolved	<0.0092		0.050	0.0092	mg/L			03/21/26 16:54	1
Potassium, Dissolved	**10**		0.50	0.32	mg/L			03/21/26 16:54	1
Selenium, Dissolved	<0.011		0.020	0.011	mg/L			03/21/26 16:54	1
Sodium, Dissolved	**43**	**B**	1.0	0.039	mg/L			03/21/26 16:54	1
Thallium, Dissolved	<0.015		0.020	0.015	mg/L			03/21/26 16:54	1

Client Sample Results

Client: Arcadis US Inc
Project/Site: GP Plant McIntosh

Job ID: 705-61307-1

Client Sample ID: Reactor 5

Lab Sample ID: 705-61307-5

Date Collected: 03/18/26 17:00
Matrix: Water
Date Received: 03/19/26 09:36

Method: SW846 6010D - Metals (ICP) - Dissolved

Analyte	Result	Qualifier	RL	MDL	Unit	D	Prepared	Analyzed	Dil Fac
Antimony, Dissolved	<0.0075		0.020	0.0075	mg/L			03/21/26 16:57	1
Arsenic, Dissolved	<0.0099		0.050	0.0099	mg/L			03/21/26 16:57	1
Barium, Dissolved	**0.40**		0.020	0.0035	mg/L			03/21/26 16:57	1
Beryllium, Dissolved	<0.0014		0.010	0.0014	mg/L			03/21/26 16:57	1
Cadmium, Dissolved	<0.00080		0.0050	0.00080	mg/L			03/21/26 16:57	1
Calcium, Dissolved	**5.0**		0.10	0.038	mg/L			03/21/26 16:57	1
Chromium, Dissolved	<0.0038		0.010	0.0038	mg/L			03/21/26 16:57	1
Cobalt, Dissolved	**0.0079**	**J**	0.020	0.0015	mg/L			03/21/26 16:57	1
Iron, Dissolved	<0.035		0.10	0.035	mg/L			03/21/26 16:57	1
Lead, Dissolved	**0.010**		0.010	0.0061	mg/L			03/21/26 16:57	1
Lithium, Dissolved	<0.0037		0.020	0.0037	mg/L			03/21/26 16:57	1
Magnesium, Dissolved	**2300**		10	3.6	mg/L			03/23/26 10:13	100
Manganese, Dissolved	**0.017**		0.015	0.0013	mg/L			03/21/26 16:57	1
Molybdenum, Dissolved	<0.0092		0.050	0.0092	mg/L			03/21/26 16:57	1
Potassium, Dissolved	**2.2**		0.50	0.32	mg/L			03/21/26 16:57	1
Selenium, Dissolved	<0.011		0.020	0.011	mg/L			03/21/26 16:57	1
Sodium, Dissolved	**1.5**	**B**	1.0	0.039	mg/L			03/21/26 16:57	1
Thallium, Dissolved	**0.015**	**J**	0.020	0.015	mg/L			03/21/26 16:57	1

Client Sample ID: Reactor 6

Lab Sample ID: 705-61307-6

Date Collected: 03/18/26 16:50
Matrix: Water
Date Received: 03/19/26 09:36

Method: SW846 6010D - Metals (ICP) - Dissolved

Analyte	Result	Qualifier	RL	MDL	Unit	D	Prepared	Analyzed	Dil Fac
Antimony, Dissolved	<0.0075		0.020	0.0075	mg/L			03/21/26 17:00	1
Arsenic, Dissolved	<0.0099		0.050	0.0099	mg/L			03/21/26 17:00	1
Barium, Dissolved	**0.18**		0.020	0.0035	mg/L			03/21/26 17:00	1
Beryllium, Dissolved	**0.0014**	**J**	0.010	0.0014	mg/L			03/21/26 17:00	1
Cadmium, Dissolved	<0.00080		0.0050	0.00080	mg/L			03/21/26 17:00	1
Calcium, Dissolved	**11**		0.10	0.038	mg/L			03/21/26 17:00	1
Chromium, Dissolved	<0.0038		0.010	0.0038	mg/L			03/21/26 17:00	1
Cobalt, Dissolved	**0.013**	**J**	0.020	0.0015	mg/L			03/21/26 17:00	1
Iron, Dissolved	<0.035		0.10	0.035	mg/L			03/21/26 17:00	1
Lead, Dissolved	<0.0061		0.010	0.0061	mg/L			03/21/26 17:00	1
Lithium, Dissolved	<0.0037		0.020	0.0037	mg/L			03/21/26 17:00	1
Magnesium, Dissolved	**2200**		10	3.6	mg/L			03/23/26 10:16	100
Manganese, Dissolved	**0.070**		0.015	0.0013	mg/L			03/21/26 17:00	1
Molybdenum, Dissolved	<0.0092		0.050	0.0092	mg/L			03/21/26 17:00	1
Potassium, Dissolved	**0.84**		0.50	0.32	mg/L			03/21/26 17:00	1
Selenium, Dissolved	<0.011		0.020	0.011	mg/L			03/21/26 17:00	1
Sodium, Dissolved	**0.82**	**J B**	1.0	0.039	mg/L			03/21/26 17:00	1
Thallium, Dissolved	<0.015		0.020	0.015	mg/L			03/21/26 17:00	1

Client Sample Results

Client: Arcadis US Inc
Project/Site: GP Plant McIntosh

Job ID: 705-61307-1

Client Sample ID: Reactor 7

Lab Sample ID: 705-61307-7

Date Collected: 03/18/26 15:00
Matrix: Water
Date Received: 03/19/26 09:36

Method: SW846 6010D - Metals (ICP) - Dissolved

Analyte	Result	Qualifier	RL	MDL	Unit	D	Prepared	Analyzed	Dil Fac
Antimony, Dissolved	<0.0075		0.020	0.0075	mg/L			03/21/26 17:03	1
Arsenic, Dissolved	<0.0099		0.050	0.0099	mg/L			03/21/26 17:03	1
Barium, Dissolved	**0.035**		0.020	0.0035	mg/L			03/21/26 17:03	1
Beryllium, Dissolved	<0.0014		0.010	0.0014	mg/L			03/21/26 17:03	1
Cadmium, Dissolved	<0.00080		0.0050	0.00080	mg/L			03/21/26 17:03	1
Calcium, Dissolved	**1.9**		0.10	0.038	mg/L			03/21/26 17:03	1
Chromium, Dissolved	<0.0038		0.010	0.0038	mg/L			03/21/26 17:03	1
Cobalt, Dissolved	**0.0022**	**J**	0.020	0.0015	mg/L			03/21/26 17:03	1
Iron, Dissolved	<0.035		0.10	0.035	mg/L			03/21/26 17:03	1
Lead, Dissolved	<0.0061		0.010	0.0061	mg/L			03/21/26 17:03	1
Lithium, Dissolved	<0.0037		0.020	0.0037	mg/L			03/21/26 17:03	1
Magnesium, Dissolved	**1.4**		0.10	0.036	mg/L			03/21/26 17:03	1
Manganese, Dissolved	**0.016**		0.015	0.0013	mg/L			03/21/26 17:03	1
Molybdenum, Dissolved	<0.0092		0.050	0.0092	mg/L			03/21/26 17:03	1
Potassium, Dissolved	**1.6**		0.50	0.32	mg/L			03/21/26 17:03	1
Selenium, Dissolved	<0.011		0.020	0.011	mg/L			03/21/26 17:03	1
Sodium, Dissolved	**4.9**	**B**	1.0	0.039	mg/L			03/21/26 17:03	1
Thallium, Dissolved	<0.015		0.020	0.015	mg/L			03/21/26 17:03	1

Client Sample ID: Reactor 8

Lab Sample ID: 705-61307-8

Date Collected: 03/18/26 15:10
Matrix: Water
Date Received: 03/19/26 09:36

Method: SW846 6010D - Metals (ICP) - Dissolved

Analyte	Result	Qualifier	RL	MDL	Unit	D	Prepared	Analyzed	Dil Fac
Antimony, Dissolved	<0.0075		0.020	0.0075	mg/L			03/21/26 17:06	1
Arsenic, Dissolved	<0.0099		0.050	0.0099	mg/L			03/21/26 17:06	1
Barium, Dissolved	<0.0035		0.020	0.0035	mg/L			03/21/26 17:06	1
Beryllium, Dissolved	<0.0014		0.010	0.0014	mg/L			03/21/26 17:06	1
Cadmium, Dissolved	<0.00080		0.0050	0.00080	mg/L			03/21/26 17:06	1
Calcium, Dissolved	**3.6**		0.10	0.038	mg/L			03/21/26 17:06	1
Chromium, Dissolved	<0.0038		0.010	0.0038	mg/L			03/21/26 17:06	1
Cobalt, Dissolved	<0.0015		0.020	0.0015	mg/L			03/21/26 17:06	1
Iron, Dissolved	<0.035		0.10	0.035	mg/L			03/21/26 17:06	1
Lead, Dissolved	<0.0061		0.010	0.0061	mg/L			03/21/26 17:06	1
Lithium, Dissolved	<0.0037		0.020	0.0037	mg/L			03/21/26 17:06	1
Magnesium, Dissolved	**0.30**		0.10	0.036	mg/L			03/21/26 17:06	1
Manganese, Dissolved	<0.0013		0.015	0.0013	mg/L			03/21/26 17:06	1
Molybdenum, Dissolved	<0.0092		0.050	0.0092	mg/L			03/21/26 17:06	1
Potassium, Dissolved	**1.2**		0.50	0.32	mg/L			03/21/26 17:06	1
Selenium, Dissolved	<0.011		0.020	0.011	mg/L			03/21/26 17:06	1
Sodium, Dissolved	**4.5**	**B**	1.0	0.039	mg/L			03/21/26 17:06	1
Thallium, Dissolved	<0.015		0.020	0.015	mg/L			03/21/26 17:06	1

Client Sample Results

Client: Arcadis US Inc
Project/Site: GP Plant McIntosh

Job ID: 705-61307-1

Client Sample ID: Reactor 11

Lab Sample ID: 705-61307-9

Date Collected: 03/18/26 16:20
Date Received: 03/19/26 09:36
Matrix: Water

Method: SW846 6010D - Metals (ICP) - Dissolved

Analyte	Result	Qualifier	RL	MDL	Unit	D	Prepared	Analyzed	Dil Fac
Antimony, Dissolved	<0.0075		0.020	0.0075	mg/L			03/21/26 17:09	1
Arsenic, Dissolved	<0.0099		0.050	0.0099	mg/L			03/21/26 17:09	1
Barium, Dissolved	**0.15**		0.020	0.0035	mg/L			03/21/26 17:09	1
Beryllium, Dissolved	<0.0014		0.010	0.0014	mg/L			03/21/26 17:09	1
Cadmium, Dissolved	<0.00080		0.0050	0.00080	mg/L			03/21/26 17:09	1
Calcium, Dissolved	**81**		0.10	0.038	mg/L			03/21/26 17:09	1
Chromium, Dissolved	<0.0038		0.010	0.0038	mg/L			03/21/26 17:09	1
Cobalt, Dissolved	**0.010**	**J**	0.020	0.0015	mg/L			03/21/26 17:09	1
Iron, Dissolved	**0.084**	**J**	0.10	0.035	mg/L			03/21/26 17:09	1
Lead, Dissolved	<0.0061		0.010	0.0061	mg/L			03/21/26 17:09	1
Lithium, Dissolved	<0.0037		0.020	0.0037	mg/L			03/21/26 17:09	1
Magnesium, Dissolved	**19**		0.10	0.036	mg/L			03/21/26 17:09	1
Manganese, Dissolved	**0.086**		0.015	0.0013	mg/L			03/21/26 17:09	1
Molybdenum, Dissolved	<0.0092		0.050	0.0092	mg/L			03/21/26 17:09	1
Potassium, Dissolved	**9.9**		0.50	0.32	mg/L			03/21/26 17:09	1
Selenium, Dissolved	<0.011		0.020	0.011	mg/L			03/21/26 17:09	1
Sodium, Dissolved	**43**	**B**	1.0	0.039	mg/L			03/21/26 17:09	1
Thallium, Dissolved	<0.015		0.020	0.015	mg/L			03/21/26 17:09	1

Client Sample ID: Reactor 12

Lab Sample ID: 705-61307-10

Date Collected: 03/18/26 16:10
Date Received: 03/19/26 09:36
Matrix: Water

Method: SW846 6010D - Metals (ICP) - Dissolved

Analyte	Result	Qualifier	RL	MDL	Unit	D	Prepared	Analyzed	Dil Fac
Antimony, Dissolved	<0.0075		0.020	0.0075	mg/L			03/21/26 17:12	1
Arsenic, Dissolved	<0.0099		0.050	0.0099	mg/L			03/21/26 17:12	1
Barium, Dissolved	**0.018**	**J**	0.020	0.0035	mg/L			03/21/26 17:12	1
Beryllium, Dissolved	<0.0014		0.010	0.0014	mg/L			03/21/26 17:12	1
Cadmium, Dissolved	<0.00080		0.0050	0.00080	mg/L			03/21/26 17:12	1
Calcium, Dissolved	**100**		0.10	0.038	mg/L			03/21/26 17:12	1
Chromium, Dissolved	<0.0038		0.010	0.0038	mg/L			03/21/26 17:12	1
Cobalt, Dissolved	<0.0015		0.020	0.0015	mg/L			03/21/26 17:12	1
Iron, Dissolved	<0.035		0.10	0.035	mg/L			03/21/26 17:12	1
Lead, Dissolved	<0.0061		0.010	0.0061	mg/L			03/21/26 17:12	1
Lithium, Dissolved	<0.0037		0.020	0.0037	mg/L			03/21/26 17:12	1
Magnesium, Dissolved	**16**		0.10	0.036	mg/L			03/21/26 17:12	1
Manganese, Dissolved	**0.0035**	**J**	0.015	0.0013	mg/L			03/21/26 17:12	1
Molybdenum, Dissolved	<0.0092		0.050	0.0092	mg/L			03/21/26 17:12	1
Potassium, Dissolved	**10**		0.50	0.32	mg/L			03/21/26 17:12	1
Selenium, Dissolved	<0.011		0.020	0.011	mg/L			03/21/26 17:12	1
Sodium, Dissolved	**43**	**B**	1.0	0.039	mg/L			03/21/26 17:12	1
Thallium, Dissolved	<0.015		0.020	0.015	mg/L			03/21/26 17:12	1

Client Sample Results

Client: Arcadis US Inc
Project/Site: GP Plant McIntosh

Job ID: 705-61307-1

Client Sample ID: Reactor 15

Lab Sample ID: 705-61307-11

Date Collected: 03/18/26 16:40
Matrix: Water
Date Received: 03/19/26 09:36

Method: SW846 6010D - Metals (ICP) - Dissolved

Analyte	Result	Qualifier	RL	MDL	Unit	D	Prepared	Analyzed	Dil Fac
Antimony, Dissolved	<0.0075		0.020	0.0075	mg/L			03/21/26 17:21	1
Arsenic, Dissolved	<0.0099		0.050	0.0099	mg/L			03/21/26 17:21	1
Barium, Dissolved	**0.40**		0.020	0.0035	mg/L			03/21/26 17:21	1
Beryllium, Dissolved	<0.0014		0.010	0.0014	mg/L			03/21/26 17:21	1
Cadmium, Dissolved	<0.00080		0.0050	0.00080	mg/L			03/21/26 17:21	1
Calcium, Dissolved	**9.8**		0.10	0.038	mg/L			03/21/26 17:21	1
Chromium, Dissolved	<0.0038		0.010	0.0038	mg/L			03/21/26 17:21	1
Cobalt, Dissolved	**0.013**	**J**	0.020	0.0015	mg/L			03/21/26 17:21	1
Iron, Dissolved	**0.37**		0.10	0.035	mg/L			03/21/26 17:21	1
Lead, Dissolved	**0.0099**	**J**	0.010	0.0061	mg/L			03/23/26 15:37	1
Lithium, Dissolved	**0.0043**	**J**	0.020	0.0037	mg/L			03/21/26 17:21	1
Magnesium, Dissolved	**2300**		10	3.6	mg/L			03/23/26 10:19	100
Manganese, Dissolved	**0.083**		0.015	0.0013	mg/L			03/21/26 17:21	1
Molybdenum, Dissolved	<0.0092		0.050	0.0092	mg/L			03/21/26 17:21	1
Potassium, Dissolved	**4.0**		0.50	0.32	mg/L			03/21/26 17:21	1
Selenium, Dissolved	<0.011		0.020	0.011	mg/L			03/21/26 17:21	1
Sodium, Dissolved	**1.9**	**B**	1.0	0.039	mg/L			03/21/26 17:21	1
Thallium, Dissolved	<0.015		0.020	0.015	mg/L			03/21/26 17:21	1

Client Sample ID: Reactor 16

Lab Sample ID: 705-61307-12

Date Collected: 03/18/26 15:50
Matrix: Water
Date Received: 03/19/26 09:36

Method: SW846 6010D - Metals (ICP) - Dissolved

Analyte	Result	Qualifier	RL	MDL	Unit	D	Prepared	Analyzed	Dil Fac
Antimony, Dissolved	<0.0075		0.020	0.0075	mg/L			03/21/26 17:24	1
Arsenic, Dissolved	<0.0099		0.050	0.0099	mg/L			03/21/26 17:24	1
Barium, Dissolved	**0.010**	**J**	0.020	0.0035	mg/L			03/21/26 17:24	1
Beryllium, Dissolved	<0.0014		0.010	0.0014	mg/L			03/21/26 17:24	1
Cadmium, Dissolved	**0.00081**	**J**	0.0050	0.00080	mg/L			03/21/26 17:24	1
Calcium, Dissolved	**20**		0.10	0.038	mg/L			03/21/26 17:24	1
Chromium, Dissolved	<0.0038		0.010	0.0038	mg/L			03/21/26 17:24	1
Cobalt, Dissolved	<0.0015		0.020	0.0015	mg/L			03/21/26 17:24	1
Iron, Dissolved	<0.035		0.10	0.035	mg/L			03/21/26 17:24	1
Lead, Dissolved	<0.0061		0.010	0.0061	mg/L			03/21/26 17:24	1
Lithium, Dissolved	<0.0037		0.020	0.0037	mg/L			03/21/26 17:24	1
Magnesium, Dissolved	**2400**		10	3.6	mg/L			03/23/26 10:22	100
Manganese, Dissolved	**0.0085**	**J**	0.015	0.0013	mg/L			03/21/26 17:24	1
Molybdenum, Dissolved	<0.0092		0.050	0.0092	mg/L			03/21/26 17:24	1
Potassium, Dissolved	**1.6**		0.50	0.32	mg/L			03/21/26 17:24	1
Selenium, Dissolved	<0.011		0.020	0.011	mg/L			03/21/26 17:24	1
Sodium, Dissolved	**0.57**	**J B**	1.0	0.039	mg/L			03/21/26 17:24	1
Thallium, Dissolved	<0.015		0.020	0.015	mg/L			03/21/26 17:24	1

Client Sample Results

Client: Arcadis US Inc
Project/Site: GP Plant McIntosh

Job ID: 705-61307-1

Client Sample ID: Reactor 17

Lab Sample ID: 705-61307-13
Matrix: Water
Date Collected: 03/18/26 17:50
Date Received: 03/19/26 09:36

Method: SW846 6010D - Metals (ICP) - Dissolved

Analyte	Result	Qualifier	RL	MDL	Unit	D	Prepared	Analyzed	Dil Fac
Antimony, Dissolved	<0.0075		0.020	0.0075	mg/L			03/21/26 17:27	1
Arsenic, Dissolved	<0.0099		0.050	0.0099	mg/L			03/21/26 17:27	1
Barium, Dissolved	**0.0079**	**J**	0.020	0.0035	mg/L			03/21/26 17:27	1
Beryllium, Dissolved	<0.0014		0.010	0.0014	mg/L			03/21/26 17:27	1
Cadmium, Dissolved	<0.00080		0.0050	0.00080	mg/L			03/21/26 17:27	1
Calcium, Dissolved	**3.4**		0.10	0.038	mg/L			03/21/26 17:27	1
Chromium, Dissolved	<0.0038		0.010	0.0038	mg/L			03/21/26 17:27	1
Cobalt, Dissolved	<0.0015		0.020	0.0015	mg/L			03/21/26 17:27	1
Iron, Dissolved	**0.14**		0.10	0.035	mg/L			03/21/26 17:27	1
Lead, Dissolved	<0.0061		0.010	0.0061	mg/L			03/21/26 17:27	1
Lithium, Dissolved	**0.0055**	**J**	0.020	0.0037	mg/L			03/21/26 17:27	1
Magnesium, Dissolved	**0.67**		0.10	0.036	mg/L			03/21/26 17:27	1
Manganese, Dissolved	**0.0037**	**J**	0.015	0.0013	mg/L			03/21/26 17:27	1
Molybdenum, Dissolved	<0.0092		0.050	0.0092	mg/L			03/21/26 17:27	1
Potassium, Dissolved	**1.5**		0.50	0.32	mg/L			03/21/26 17:27	1
Selenium, Dissolved	<0.011		0.020	0.011	mg/L			03/21/26 17:27	1
Sodium, Dissolved	**3.9**	**B**	1.0	0.039	mg/L			03/21/26 17:27	1
Thallium, Dissolved	<0.015		0.020	0.015	mg/L			03/21/26 17:27	1

Client Sample ID: Reactor 18

Lab Sample ID: 705-61307-14
Matrix: Water
Date Collected: 03/18/26 16:00
Date Received: 03/19/26 09:36

Method: SW846 6010D - Metals (ICP) - Dissolved

Analyte	Result	Qualifier	RL	MDL	Unit	D	Prepared	Analyzed	Dil Fac
Antimony, Dissolved	<0.0075		0.020	0.0075	mg/L			03/21/26 17:30	1
Arsenic, Dissolved	<0.0099		0.050	0.0099	mg/L			03/21/26 17:30	1
Barium, Dissolved	**0.0051**	**J**	0.020	0.0035	mg/L			03/21/26 17:30	1
Beryllium, Dissolved	<0.0014		0.010	0.0014	mg/L			03/21/26 17:30	1
Cadmium, Dissolved	<0.00080		0.0050	0.00080	mg/L			03/21/26 17:30	1
Calcium, Dissolved	**3.2**		0.10	0.038	mg/L			03/21/26 17:30	1
Chromium, Dissolved	<0.0038		0.010	0.0038	mg/L			03/21/26 17:30	1
Cobalt, Dissolved	**0.0015**	**J**	0.020	0.0015	mg/L			03/21/26 17:30	1
Iron, Dissolved	<0.035		0.10	0.035	mg/L			03/21/26 17:30	1
Lead, Dissolved	<0.0061		0.010	0.0061	mg/L			03/21/26 17:30	1
Lithium, Dissolved	<0.0037		0.020	0.0037	mg/L			03/21/26 17:30	1
Magnesium, Dissolved	**0.65**		0.10	0.036	mg/L			03/21/26 17:30	1
Manganese, Dissolved	**0.026**		0.015	0.0013	mg/L			03/21/26 17:30	1
Molybdenum, Dissolved	<0.0092		0.050	0.0092	mg/L			03/21/26 17:30	1
Potassium, Dissolved	**1.5**		0.50	0.32	mg/L			03/21/26 17:30	1
Selenium, Dissolved	<0.011		0.020	0.011	mg/L			03/21/26 17:30	1
Sodium, Dissolved	**4.6**	**B**	1.0	0.039	mg/L			03/21/26 17:30	1
Thallium, Dissolved	<0.015		0.020	0.015	mg/L			03/21/26 17:30	1

Client Sample Results

Client: Arcadis US Inc
Project/Site: GP Plant McIntosh

Job ID: 705-61307-1

Client Sample ID: Reactor 21

Lab Sample ID: 705-61307-15

Date Collected: 03/18/26 15:20
Matrix: Water
Date Received: 03/19/26 09:36

Method: SW846 6010D - Metals (ICP) - Dissolved

Analyte	Result	Qualifier	RL	MDL	Unit	D	Prepared	Analyzed	Dil Fac
Antimony, Dissolved	<0.0075		0.020	0.0075	mg/L			03/21/26 17:33	1
Arsenic, Dissolved	<0.0099		0.050	0.0099	mg/L			03/21/26 17:33	1
Barium, Dissolved	**0.20**		0.020	0.0035	mg/L			03/21/26 17:33	1
Beryllium, Dissolved	<0.0014		0.010	0.0014	mg/L			03/21/26 17:33	1
Cadmium, Dissolved	<0.00080		0.0050	0.00080	mg/L			03/21/26 17:33	1
Calcium, Dissolved	**100**		0.10	0.038	mg/L			03/21/26 17:33	1
Chromium, Dissolved	<0.0038		0.010	0.0038	mg/L			03/21/26 17:33	1
Cobalt, Dissolved	<0.0015		0.020	0.0015	mg/L			03/21/26 17:33	1
Iron, Dissolved	<0.035		0.10	0.035	mg/L			03/21/26 17:33	1
Lead, Dissolved	<0.0061		0.010	0.0061	mg/L			03/21/26 17:33	1
Lithium, Dissolved	**0.012**	**J**	0.020	0.0037	mg/L			03/21/26 17:33	1
Magnesium, Dissolved	**19**		0.10	0.036	mg/L			03/21/26 17:33	1
Manganese, Dissolved	**0.088**		0.015	0.0013	mg/L			03/21/26 17:33	1
Molybdenum, Dissolved	<0.0092		0.050	0.0092	mg/L			03/21/26 17:33	1
Potassium, Dissolved	**10**		0.50	0.32	mg/L			03/21/26 17:33	1
Selenium, Dissolved	<0.011		0.020	0.011	mg/L			03/21/26 17:33	1
Sodium, Dissolved	**41**	**B**	1.0	0.039	mg/L			03/21/26 17:33	1
Thallium, Dissolved	<0.015		0.020	0.015	mg/L			03/21/26 17:33	1

Client Sample ID: Reactor 22

Lab Sample ID: 705-61307-16

Date Collected: 03/18/26 16:30
Matrix: Water
Date Received: 03/19/26 09:36

Method: SW846 6010D - Metals (ICP) - Dissolved

Analyte	Result	Qualifier	RL	MDL	Unit	D	Prepared	Analyzed	Dil Fac
Antimony, Dissolved	<0.0075		0.020	0.0075	mg/L			03/21/26 17:36	1
Arsenic, Dissolved	<0.0099		0.050	0.0099	mg/L			03/21/26 17:36	1
Barium, Dissolved	**0.073**		0.020	0.0035	mg/L			03/21/26 17:36	1
Beryllium, Dissolved	<0.0014		0.010	0.0014	mg/L			03/21/26 17:36	1
Cadmium, Dissolved	**0.00097**	**J**	0.0050	0.00080	mg/L			03/21/26 17:36	1
Calcium, Dissolved	**100**		0.10	0.038	mg/L			03/21/26 17:36	1
Chromium, Dissolved	<0.0038		0.010	0.0038	mg/L			03/21/26 17:36	1
Cobalt, Dissolved	**0.0048**	**J**	0.020	0.0015	mg/L			03/21/26 17:36	1
Iron, Dissolved	<0.035		0.10	0.035	mg/L			03/21/26 17:36	1
Lead, Dissolved	<0.0061		0.010	0.0061	mg/L			03/21/26 17:36	1
Lithium, Dissolved	**0.0054**	**J**	0.020	0.0037	mg/L			03/21/26 17:36	1
Magnesium, Dissolved	**18**		0.10	0.036	mg/L			03/21/26 17:36	1
Manganese, Dissolved	**0.16**		0.015	0.0013	mg/L			03/21/26 17:36	1
Molybdenum, Dissolved	<0.0092		0.050	0.0092	mg/L			03/21/26 17:36	1
Potassium, Dissolved	**10**		0.50	0.32	mg/L			03/21/26 17:36	1
Selenium, Dissolved	<0.011		0.020	0.011	mg/L			03/21/26 17:36	1
Sodium, Dissolved	**43**	**B**	1.0	0.039	mg/L			03/21/26 17:36	1
Thallium, Dissolved	<0.015		0.020	0.015	mg/L			03/21/26 17:36	1

Client Sample Results

Client: Arcadis US Inc
Project/Site: GP Plant McIntosh

Job ID: 705-61307-1

Client Sample ID: Reactor 25

Lab Sample ID: 705-61307-17

Date Collected: 03/18/26 15:30
Matrix: Water
Date Received: 03/19/26 09:36

Method: SW846 6010D - Metals (ICP) - Dissolved

Analyte	Result	Qualifier	RL	MDL	Unit	D	Prepared	Analyzed	Dil Fac
Antimony, Dissolved	<0.0075		0.020	0.0075	mg/L			03/21/26 17:39	1
Arsenic, Dissolved	<0.0099		0.050	0.0099	mg/L			03/21/26 17:39	1
Barium, Dissolved	**0.53**		0.020	0.0035	mg/L			03/21/26 17:39	1
Beryllium, Dissolved	<0.0014		0.010	0.0014	mg/L			03/21/26 17:39	1
Cadmium, Dissolved	<0.00080		0.0050	0.00080	mg/L			03/21/26 17:39	1
Calcium, Dissolved	**160**		0.10	0.038	mg/L			03/21/26 17:39	1
Chromium, Dissolved	<0.0038		0.010	0.0038	mg/L			03/21/26 17:39	1
Cobalt, Dissolved	<0.0015		0.020	0.0015	mg/L			03/21/26 17:39	1
Iron, Dissolved	<0.035		0.10	0.035	mg/L			03/21/26 17:39	1
Lead, Dissolved	<0.0061		0.010	0.0061	mg/L			03/21/26 17:39	1
Lithium, Dissolved	**0.016**	**J**	0.020	0.0037	mg/L			03/21/26 17:39	1
Magnesium, Dissolved	**2300**		10	3.6	mg/L			03/23/26 10:25	100
Manganese, Dissolved	**0.27**		0.015	0.0013	mg/L			03/21/26 17:39	1
Molybdenum, Dissolved	<0.0092		0.050	0.0092	mg/L			03/21/26 17:39	1
Potassium, Dissolved	**5.7**		0.50	0.32	mg/L			03/21/26 17:39	1
Selenium, Dissolved	<0.011		0.020	0.011	mg/L			03/21/26 17:39	1
Sodium, Dissolved	**3.1**	**B**	1.0	0.039	mg/L			03/21/26 17:39	1
Thallium, Dissolved	<0.015		0.020	0.015	mg/L			03/21/26 17:39	1

Client Sample ID: Reactor 26

Lab Sample ID: 705-61307-18

Date Collected: 03/18/26 15:40
Matrix: Water
Date Received: 03/19/26 09:36

Method: SW846 6010D - Metals (ICP) - Dissolved

Analyte	Result	Qualifier	RL	MDL	Unit	D	Prepared	Analyzed	Dil Fac
Antimony, Dissolved	<0.0075		0.020	0.0075	mg/L			03/21/26 17:42	1
Arsenic, Dissolved	<0.0099		0.050	0.0099	mg/L			03/21/26 17:42	1
Barium, Dissolved	**0.053**		0.020	0.0035	mg/L			03/21/26 17:42	1
Beryllium, Dissolved	<0.0014		0.010	0.0014	mg/L			03/21/26 17:42	1
Cadmium, Dissolved	**0.0021**	**J**	0.0050	0.00080	mg/L			03/21/26 17:42	1
Calcium, Dissolved	**21**		0.10	0.038	mg/L			03/21/26 17:42	1
Chromium, Dissolved	<0.0038		0.010	0.0038	mg/L			03/21/26 17:42	1
Cobalt, Dissolved	**0.0049**	**J**	0.020	0.0015	mg/L			03/21/26 17:42	1
Iron, Dissolved	<0.035		0.10	0.035	mg/L			03/21/26 17:42	1
Lead, Dissolved	<0.0061		0.010	0.0061	mg/L			03/21/26 17:42	1
Lithium, Dissolved	**0.0056**	**J**	0.020	0.0037	mg/L			03/21/26 17:42	1
Magnesium, Dissolved	**2400**		10	3.6	mg/L			03/23/26 10:28	100
Manganese, Dissolved	**0.17**		0.015	0.0013	mg/L			03/21/26 17:42	1
Molybdenum, Dissolved	<0.0092		0.050	0.0092	mg/L			03/21/26 17:42	1
Potassium, Dissolved	**2.7**		0.50	0.32	mg/L			03/21/26 17:42	1
Selenium, Dissolved	<0.011		0.020	0.011	mg/L			03/21/26 17:42	1
Sodium, Dissolved	**0.98**	**J B**	1.0	0.039	mg/L			03/21/26 17:42	1
Thallium, Dissolved	<0.015		0.020	0.015	mg/L			03/21/26 17:42	1

Method Summary

Client: Arcadis US Inc
Project/Site: GP Plant McIntosh

Job ID: 705-61307-1

Method	Method Description	Protocol	Laboratory
6010D	Metals (ICP)	SW846	EET ATL

Protocol References:

SW846 = "Test Methods For Evaluating Solid Waste, Physical/Chemical Methods", Third Edition, November 1986 And Its Updates.

Laboratory References:

EET ATL = Eurofins Atlanta, 3080 Presidential Dr, Atlanta, GA 30340, TEL (770)457-8177

Lab Chronicle

Client: Arcadis US Inc
Project/Site: GP Plant McIntosh

Job ID: 705-61307-1

Client Sample ID: Reactor 1 — Lab Sample ID: 705-61307-1

Date Collected: 03/18/26 17:30 — **Matrix: Water**
Date Received: 03/19/26 09:36

Prep Type	Batch Type	Batch Method	Run	Dil Factor	Initial Amount	Final Amount	Batch Number	Prepared or Analyzed	Analyst	Lab
Dissolved	Analysis	6010D		1			122402	03/21/26 16:45	MT	EET ATL

Client Sample ID: Reactor 2 — Lab Sample ID: 705-61307-2

Date Collected: 03/18/26 17:20 — **Matrix: Water**
Date Received: 03/19/26 09:36

Prep Type	Batch Type	Batch Method	Run	Dil Factor	Initial Amount	Final Amount	Batch Number	Prepared or Analyzed	Analyst	Lab
Dissolved	Analysis	6010D		1			122402	03/21/26 16:48	MT	EET ATL

Client Sample ID: Reactor 3 — Lab Sample ID: 705-61307-3

Date Collected: 03/18/26 17:40 — **Matrix: Water**
Date Received: 03/19/26 09:36

Prep Type	Batch Type	Batch Method	Run	Dil Factor	Initial Amount	Final Amount	Batch Number	Prepared or Analyzed	Analyst	Lab
Dissolved	Analysis	6010D		1			122402	03/21/26 16:51	MT	EET ATL

Client Sample ID: Reactor 4 — Lab Sample ID: 705-61307-4

Date Collected: 03/18/26 17:10 — **Matrix: Water**
Date Received: 03/19/26 09:36

Prep Type	Batch Type	Batch Method	Run	Dil Factor	Initial Amount	Final Amount	Batch Number	Prepared or Analyzed	Analyst	Lab
Dissolved	Analysis	6010D		1			122402	03/21/26 16:54	MT	EET ATL

Client Sample ID: Reactor 5 — Lab Sample ID: 705-61307-5

Date Collected: 03/18/26 17:00 — **Matrix: Water**
Date Received: 03/19/26 09:36

Prep Type	Batch Type	Batch Method	Run	Dil Factor	Initial Amount	Final Amount	Batch Number	Prepared or Analyzed	Analyst	Lab
Dissolved	Analysis	6010D		1			122402	03/21/26 16:57	MT	EET ATL
Dissolved	Analysis	6010D		100			122549	03/23/26 10:13	DS	EET ATL

Client Sample ID: Reactor 6 — Lab Sample ID: 705-61307-6

Date Collected: 03/18/26 16:50 — **Matrix: Water**
Date Received: 03/19/26 09:36

Prep Type	Batch Type	Batch Method	Run	Dil Factor	Initial Amount	Final Amount	Batch Number	Prepared or Analyzed	Analyst	Lab
Dissolved	Analysis	6010D		1			122402	03/21/26 17:00	MT	EET ATL
Dissolved	Analysis	6010D		100			122549	03/23/26 10:16	DS	EET ATL

Client Sample ID: Reactor 7 — Lab Sample ID: 705-61307-7

Date Collected: 03/18/26 15:00 — **Matrix: Water**
Date Received: 03/19/26 09:36

Prep Type	Batch Type	Batch Method	Run	Dil Factor	Initial Amount	Final Amount	Batch Number	Prepared or Analyzed	Analyst	Lab
Dissolved	Analysis	6010D		1			122402	03/21/26 17:03	MT	EET ATL

Lab Chronicle

Client: Arcadis US Inc
Project/Site: GP Plant McIntosh

Job ID: 705-61307-1

Client Sample ID: Reactor 8

Lab Sample ID: 705-61307-8
Date Collected: 03/18/26 15:10
Matrix: Water
Date Received: 03/19/26 09:36

Prep Type	Batch Type	Batch Method	Run	Dil Factor	Initial Amount	Final Amount	Batch Number	Prepared or Analyzed	Analyst	Lab
Dissolved	Analysis	6010D		1			122402	03/21/26 17:06	MT	EET ATL

Client Sample ID: Reactor 11

Lab Sample ID: 705-61307-9
Date Collected: 03/18/26 16:20
Matrix: Water
Date Received: 03/19/26 09:36

Prep Type	Batch Type	Batch Method	Run	Dil Factor	Initial Amount	Final Amount	Batch Number	Prepared or Analyzed	Analyst	Lab
Dissolved	Analysis	6010D		1			122402	03/21/26 17:09	MT	EET ATL

Client Sample ID: Reactor 12

Lab Sample ID: 705-61307-10
Date Collected: 03/18/26 16:10
Matrix: Water
Date Received: 03/19/26 09:36

Prep Type	Batch Type	Batch Method	Run	Dil Factor	Initial Amount	Final Amount	Batch Number	Prepared or Analyzed	Analyst	Lab
Dissolved	Analysis	6010D		1			122402	03/21/26 17:12	MT	EET ATL

Client Sample ID: Reactor 15

Lab Sample ID: 705-61307-11
Date Collected: 03/18/26 16:40
Matrix: Water
Date Received: 03/19/26 09:36

Prep Type	Batch Type	Batch Method	Run	Dil Factor	Initial Amount	Final Amount	Batch Number	Prepared or Analyzed	Analyst	Lab
Dissolved	Analysis	6010D		1			122402	03/21/26 17:21	MT	EET ATL
Dissolved	Analysis	6010D		100			122549	03/23/26 10:19	DS	EET ATL
Dissolved	Analysis	6010D		1			122638	03/23/26 15:37	DS	EET ATL

Client Sample ID: Reactor 16

Lab Sample ID: 705-61307-12
Date Collected: 03/18/26 15:50
Matrix: Water
Date Received: 03/19/26 09:36

Prep Type	Batch Type	Batch Method	Run	Dil Factor	Initial Amount	Final Amount	Batch Number	Prepared or Analyzed	Analyst	Lab
Dissolved	Analysis	6010D		1			122402	03/21/26 17:24	MT	EET ATL
Dissolved	Analysis	6010D		100			122549	03/23/26 10:22	DS	EET ATL

Client Sample ID: Reactor 17

Lab Sample ID: 705-61307-13
Date Collected: 03/18/26 17:50
Matrix: Water
Date Received: 03/19/26 09:36

Prep Type	Batch Type	Batch Method	Run	Dil Factor	Initial Amount	Final Amount	Batch Number	Prepared or Analyzed	Analyst	Lab
Dissolved	Analysis	6010D		1			122402	03/21/26 17:27	MT	EET ATL

Client Sample ID: Reactor 18

Lab Sample ID: 705-61307-14
Date Collected: 03/18/26 16:00
Matrix: Water
Date Received: 03/19/26 09:36

Prep Type	Batch Type	Batch Method	Run	Dil Factor	Initial Amount	Final Amount	Batch Number	Prepared or Analyzed	Analyst	Lab
Dissolved	Analysis	6010D		1			122402	03/21/26 17:30	MT	EET ATL

Lab Chronicle

Client: Arcadis US Inc
Project/Site: GP Plant McIntosh

Job ID: 705-61307-1

Client Sample ID: Reactor 21

Lab Sample ID: 705-61307-15

Date Collected: 03/18/26 15:20
Date Received: 03/19/26 09:36

Matrix: Water

Prep Type	Batch Type	Batch Method	Run	Dil Factor	Initial Amount	Final Amount	Batch Number	Prepared or Analyzed	Analyst	Lab
Dissolved	Analysis	6010D		1			122402	03/21/26 17:33	MT	EET ATL

Client Sample ID: Reactor 22

Lab Sample ID: 705-61307-16

Date Collected: 03/18/26 16:30
Date Received: 03/19/26 09:36

Matrix: Water

Prep Type	Batch Type	Batch Method	Run	Dil Factor	Initial Amount	Final Amount	Batch Number	Prepared or Analyzed	Analyst	Lab
Dissolved	Analysis	6010D		1			122402	03/21/26 17:36	MT	EET ATL

Client Sample ID: Reactor 25

Lab Sample ID: 705-61307-17

Date Collected: 03/18/26 15:30
Date Received: 03/19/26 09:36

Matrix: Water

Prep Type	Batch Type	Batch Method	Run	Dil Factor	Initial Amount	Final Amount	Batch Number	Prepared or Analyzed	Analyst	Lab
Dissolved	Analysis	6010D		1			122402	03/21/26 17:39	MT	EET ATL
Dissolved	Analysis	6010D		100			122549	03/23/26 10:25	DS	EET ATL

Client Sample ID: Reactor 26

Lab Sample ID: 705-61307-18

Date Collected: 03/18/26 15:40
Date Received: 03/19/26 09:36

Matrix: Water

Prep Type	Batch Type	Batch Method	Run	Dil Factor	Initial Amount	Final Amount	Batch Number	Prepared or Analyzed	Analyst	Lab
Dissolved	Analysis	6010D		1			122402	03/21/26 17:42	MT	EET ATL
Dissolved	Analysis	6010D		100			122549	03/23/26 10:28	DS	EET ATL

Laboratory References:

EET ATL = Eurofins Atlanta, 3080 Presidential Dr, Atlanta, GA 30340, TEL (770)457-8177

Method: 6010D - Metals (ICP)

Lab Sample ID: MB 705-122236/1-A — **Client Sample ID: Method Blank**
Matrix: Water — **Prep Type: Dissolved**
Analysis Batch: 122402

Analyte	MB Result	MB Qualifier	RL	MDL	Unit	D	Prepared	Analyzed	Dil Fac
Antimony, Dissolved	<0.0075		0.020	0.0075	mg/L			03/21/26 16:07	1
Arsenic, Dissolved	<0.0099		0.050	0.0099	mg/L			03/21/26 16:07	1
Barium, Dissolved	<0.0035		0.020	0.0035	mg/L			03/21/26 16:07	1
Beryllium, Dissolved	<0.0014		0.010	0.0014	mg/L			03/21/26 16:07	1
Cadmium, Dissolved	<0.00080		0.0050	0.00080	mg/L			03/21/26 16:07	1
Calcium, Dissolved	<0.038		0.10	0.038	mg/L			03/21/26 16:07	1
Chromium, Dissolved	<0.0038		0.010	0.0038	mg/L			03/21/26 16:07	1
Cobalt, Dissolved	<0.0015		0.020	0.0015	mg/L			03/21/26 16:07	1
Iron, Dissolved	<0.035		0.10	0.035	mg/L			03/21/26 16:07	1
Lead, Dissolved	<0.0061		0.010	0.0061	mg/L			03/21/26 16:07	1
Lithium, Dissolved	<0.0037		0.020	0.0037	mg/L			03/21/26 16:07	1
Magnesium, Dissolved	<0.036		0.10	0.036	mg/L			03/21/26 16:07	1
Manganese, Dissolved	<0.0013		0.015	0.0013	mg/L			03/21/26 16:07	1
Molybdenum, Dissolved	<0.0092		0.050	0.0092	mg/L			03/21/26 16:07	1
Potassium, Dissolved	<0.32		0.50	0.32	mg/L			03/21/26 16:07	1
Selenium, Dissolved	<0.011		0.020	0.011	mg/L			03/21/26 16:07	1
Sodium, Dissolved	0.0609	J	1.0	0.039	mg/L			03/21/26 16:07	1
Thallium, Dissolved	<0.015		0.020	0.015	mg/L			03/21/26 16:07	1

Lab Sample ID: 705-61244-A-1 MS — **Client Sample ID: Matrix Spike**
Matrix: Water — **Prep Type: Dissolved**
Analysis Batch: 122402

Analyte	Sample Result	Sample Qualifier	Spike Added	MS Result	MS Qualifier	Unit	D	%Rec	%Rec Limits
Antimony, Dissolved	<0.0075		1.00	0.884		mg/L		88	75 - 125
Arsenic, Dissolved	<0.0099		1.00	0.849		mg/L		85	75 - 125
Barium, Dissolved	0.061		1.00	0.869		mg/L		81	75 - 125
Beryllium, Dissolved	<0.0014		1.00	0.815		mg/L		82	75 - 125
Cadmium, Dissolved	<0.00080		1.00	0.833		mg/L		83	75 - 125
Calcium, Dissolved	12		10.0	20.0		mg/L		78	75 - 125
Chromium, Dissolved	<0.0038		1.00	0.856		mg/L		86	75 - 125
Cobalt, Dissolved	0.0059	J	1.00	0.820		mg/L		81	75 - 125
Iron, Dissolved	<0.035		10.0	8.34		mg/L		83	75 - 125
Lead, Dissolved	<0.0061		1.00	0.820		mg/L		82	75 - 125
Lithium, Dissolved	<0.0037		1.00	0.895		mg/L		90	75 - 125
Magnesium, Dissolved	2.0		10.0	10.0		mg/L		80	75 - 125
Manganese, Dissolved	0.15		1.00	0.963		mg/L		82	75 - 125
Molybdenum, Dissolved	0.011	J	1.00	0.775		mg/L		76	75 - 125
Potassium, Dissolved	0.71		10.0	8.94		mg/L		82	75 - 125
Selenium, Dissolved	0.011	J	1.00	0.884		mg/L		88	75 - 125
Sodium, Dissolved	9.1	B	10.0	17.0		mg/L		79	75 - 125
Thallium, Dissolved	<0.015		1.00	0.823		mg/L		82	75 - 125

Lab Sample ID: 705-61244-A-1 MSD — **Client Sample ID: Matrix Spike Duplicate**
Matrix: Water — **Prep Type: Dissolved**
Analysis Batch: 122402

Analyte	Sample Result	Sample Qualifier	Spike Added	MSD Result	MSD Qualifier	Unit	D	%Rec	%Rec Limits	RPD	RPD Limit
Antimony, Dissolved	<0.0075		1.00	0.908		mg/L		91	75 - 125	3	20

Method: 6010D - Metals (ICP) (Continued)

Lab Sample ID: 705-61244-A-1 MSD
Matrix: Water
Analysis Batch: 122402

Client Sample ID: Matrix Spike Duplicate
Prep Type: Dissolved

Analyte	Sample Result	Sample Qualifier	Spike Added	MSD Result	MSD Qualifier	Unit	D	%Rec	%Rec Limits	RPD	RPD Limit
Arsenic, Dissolved	<0.0099		1.00	0.908		mg/L		91	75 - 125	7	20
Barium, Dissolved	0.061		1.00	0.932		mg/L		87	75 - 125	7	20
Beryllium, Dissolved	<0.0014		1.00	0.879		mg/L		88	75 - 125	8	20
Cadmium, Dissolved	<0.00080		1.00	0.891		mg/L		89	75 - 125	7	20
Calcium, Dissolved	12		10.0	20.7		mg/L		85	75 - 125	3	20
Chromium, Dissolved	<0.0038		1.00	0.906		mg/L		91	75 - 125	6	20
Cobalt, Dissolved	0.0059	J	1.00	0.883		mg/L		88	75 - 125	7	20
Iron, Dissolved	<0.035		10.0	8.99		mg/L		90	75 - 125	8	20
Lead, Dissolved	<0.0061		1.00	0.880		mg/L		88	75 - 125	7	20
Lithium, Dissolved	<0.0037		1.00	0.891		mg/L		89	75 - 125	0	20
Magnesium, Dissolved	2.0		10.0	10.7		mg/L		87	75 - 125	6	20
Manganese, Dissolved	0.15		1.00	1.03		mg/L		88	75 - 125	7	20
Molybdenum, Dissolved	0.011	J	1.00	0.840		mg/L		83	75 - 125	8	20
Potassium, Dissolved	0.71		10.0	9.54		mg/L		88	75 - 125	6	20
Selenium, Dissolved	0.011	J	1.00	0.971		mg/L		97	75 - 125	9	20
Sodium, Dissolved	9.1	B	10.0	17.6		mg/L		85	75 - 125	4	20
Thallium, Dissolved	<0.015		1.00	0.893		mg/L		89	75 - 125	8	20

Lab Sample ID: LCS 705-122236/2-A
Matrix: Water
Analysis Batch: 122549

Client Sample ID: Lab Control Sample
Prep Type: Dissolved

Analyte	Spike Added	LCS Result	LCS Qualifier	Unit	D	%Rec	%Rec Limits
Antimony, Dissolved	1.00	1.01		mg/L		101	80 - 120
Arsenic, Dissolved	1.00	0.992		mg/L		99	80 - 120
Barium, Dissolved	1.00	0.985		mg/L		99	80 - 120
Beryllium, Dissolved	1.00	0.992		mg/L		99	80 - 120
Cadmium, Dissolved	1.00	1.00		mg/L		100	80 - 120
Calcium, Dissolved	10.0	9.90		mg/L		99	80 - 120
Chromium, Dissolved	1.00	0.993		mg/L		99	80 - 120
Cobalt, Dissolved	1.00	0.993		mg/L		99	80 - 120
Iron, Dissolved	10.0	10.1		mg/L		101	80 - 120
Lead, Dissolved	1.00	0.999		mg/L		100	80 - 120
Lithium, Dissolved	1.00	0.929		mg/L		93	80 - 120
Magnesium, Dissolved	10.0	9.79		mg/L		98	80 - 120
Manganese, Dissolved	1.00	1.00		mg/L		100	80 - 120
Molybdenum, Dissolved	1.00	0.858		mg/L		86	80 - 120
Potassium, Dissolved	10.0	9.83		mg/L		98	80 - 120
Selenium, Dissolved	1.00	0.991		mg/L		99	80 - 120
Sodium, Dissolved	10.0	9.67		mg/L		97	80 - 120
Thallium, Dissolved	1.00	1.01		mg/L		101	80 - 120

QC Association Summary

Client: Arcadis US Inc
Project/Site: GP Plant McIntosh

Job ID: 705-61307-1

Metals

Filtration Batch: 122236

Lab Sample ID	Client Sample ID	Prep Type	Matrix	Method	Prep Batch
MB 705-122236/1-A	Method Blank	Dissolved	Water	Filtration	
LCS 705-122236/2-A	Lab Control Sample	Dissolved	Water	Filtration	

Analysis Batch: 122402

Lab Sample ID	Client Sample ID	Prep Type	Matrix	Method	Prep Batch
705-61307-1	Reactor 1	Dissolved	Water	6010D	
705-61307-2	Reactor 2	Dissolved	Water	6010D	
705-61307-3	Reactor 3	Dissolved	Water	6010D	
705-61307-4	Reactor 4	Dissolved	Water	6010D	
705-61307-5	Reactor 5	Dissolved	Water	6010D	
705-61307-6	Reactor 6	Dissolved	Water	6010D	
705-61307-7	Reactor 7	Dissolved	Water	6010D	
705-61307-8	Reactor 8	Dissolved	Water	6010D	
705-61307-9	Reactor 11	Dissolved	Water	6010D	
705-61307-10	Reactor 12	Dissolved	Water	6010D	
705-61307-11	Reactor 15	Dissolved	Water	6010D	
705-61307-12	Reactor 16	Dissolved	Water	6010D	
705-61307-13	Reactor 17	Dissolved	Water	6010D	
705-61307-14	Reactor 18	Dissolved	Water	6010D	
705-61307-15	Reactor 21	Dissolved	Water	6010D	
705-61307-16	Reactor 22	Dissolved	Water	6010D	
705-61307-17	Reactor 25	Dissolved	Water	6010D	
705-61307-18	Reactor 26	Dissolved	Water	6010D	
MB 705-122236/1-A	Method Blank	Dissolved	Water	6010D	122236
705-61244-A-1 MS	Matrix Spike	Dissolved	Water	6010D	
705-61244-A-1 MSD	Matrix Spike Duplicate	Dissolved	Water	6010D	

Analysis Batch: 122549

Lab Sample ID	Client Sample ID	Prep Type	Matrix	Method	Prep Batch
705-61307-5	Reactor 5	Dissolved	Water	6010D	
705-61307-6	Reactor 6	Dissolved	Water	6010D	
705-61307-11	Reactor 15	Dissolved	Water	6010D	
705-61307-12	Reactor 16	Dissolved	Water	6010D	
705-61307-17	Reactor 25	Dissolved	Water	6010D	
705-61307-18	Reactor 26	Dissolved	Water	6010D	
LCS 705-122236/2-A	Lab Control Sample	Dissolved	Water	6010D	122236

Analysis Batch: 122638

Lab Sample ID	Client Sample ID	Prep Type	Matrix	Method	Prep Batch
705-61307-11	Reactor 15	Dissolved	Water	6010D	

Accreditation/Certification Summary

Client: Arcadis US Inc
Project/Site: GP Plant McIntosh

Job ID: 705-61307-1

Laboratory: Eurofins Atlanta

The accreditations/certifications listed below are applicable to this report.

Authority	Program	Identification Number	Expiration Date
Florida	NELAP	E87582	06-30-26
Georgia	State	E87582	06-30-26

eurofins | Environment Testing

ANALYTICAL REPORT

PREPARED FOR

Attn: Tessa Davis
Arcadis US Inc
4915 Prospectus Drive
Suite G
Durham, North Carolina 27713

Generated 3/30/2026 7:28:37 AM

JOB DESCRIPTION

GP Plant McIntosh

JOB NUMBER

705-61307-2

Eurofins Atlanta
3080 Presidential Dr
Atlanta GA 30340

See page two for job notes and contact information.

my EOL

Eurofins Atlanta

Job Notes

The test results in this report relate only to the samples as received by the laboratory and will meet all requirements of the methodology, with any exceptions noted. This report shall not be reproduced except in full, without the express written approval of the laboratory. All questions should be directed to the Eurofins Environment Testing Southeast, LLC Project Manager.

Authorization

Generated
3/30/2026 7:28:37 AM

Authorized for release by
David Fuller, Project Manager
David.Fuller@et.eurofinsus.com
(770)344-8986

Table of Contents

Cover Page 1
Table of Contents 3
Sample Summary 4
Chain of Custody 5
Receipt Checklists 7
Definitions/Glossary 8
Case Narrative 9
Detection Summary 10
Client Sample Results 13
Method Summary 17
Lab Chronicle 18
QC Sample Results 21
QC Association Summary 24
Certification Summary 26

Sample Summary

Client: Arcadis US Inc
Project/Site: GP Plant McIntosh

Job ID: 705-61307-2

Lab Sample ID	Client Sample ID	Matrix	Collected	Received	Sample Origin
705-61307-1	Reactor 1	Water	03/18/26 17:30	03/19/26 09:36	Georgia (St)
705-61307-2	Reactor 2	Water	03/18/26 17:20	03/19/26 09:36	Georgia (St)
705-61307-3	Reactor 3	Water	03/18/26 17:40	03/19/26 09:36	Georgia (St)
705-61307-4	Reactor 4	Water	03/18/26 17:10	03/19/26 09:36	Georgia (St)
705-61307-5	Reactor 5	Water	03/18/26 17:00	03/19/26 09:36	Georgia (St)
705-61307-6	Reactor 6	Water	03/18/26 16:50	03/19/26 09:36	Georgia (St)
705-61307-7	Reactor 7	Water	03/18/26 15:00	03/19/26 09:36	Georgia (St)
705-61307-8	Reactor 8	Water	03/18/26 15:10	03/19/26 09:36	Georgia (St)
705-61307-9	Reactor 11	Water	03/18/26 16:20	03/19/26 09:36	Georgia (St)
705-61307-10	Reactor 12	Water	03/18/26 16:10	03/19/26 09:36	Georgia (St)
705-61307-11	Reactor 15	Water	03/18/26 16:40	03/19/26 09:36	Georgia (St)
705-61307-12	Reactor 16	Water	03/18/26 15:50	03/19/26 09:36	Georgia (St)
705-61307-13	Reactor 17	Water	03/18/26 17:50	03/19/26 09:36	Georgia (St)
705-61307-14	Reactor 18	Water	03/18/26 16:00	03/19/26 09:36	Georgia (St)
705-61307-15	Reactor 21	Water	03/18/26 15:20	03/19/26 09:36	Georgia (St)
705-61307-16	Reactor 22	Water	03/18/26 16:30	03/19/26 09:36	Georgia (St)
705-61307-17	Reactor 25	Water	03/18/26 15:30	03/19/26 09:36	Georgia (St)
705-61307-18	Reactor 26	Water	03/18/26 15:40	03/19/26 09:36	Georgia (St)

ARCADIS

CHAIN OF CUSTODY & LABORATORY ANALYSIS REQUEST FORM

LAB REFERENCE NUMBER:

Page _1_ of _2_

705-61307 COC

PROJECT NUMBER	PROJECT NAME	SAMPLE ORIGIN
30250944 task 2B	GP McIntosh	McIntosh, GA

SEND RESULTS TO: Andy Baumeister **EMAIL ADDRESS:** andrew.baumeister@arcadis.com **TELEPHONE:** +1 919 328-5597

SAMPLERS: ~~Tessa Davis~~ L. Karpeckyj-Lox

REQUESTED ANALYSES

Reactor 1	3/18/26	1730	GW	Comp	2	X		X													field filtered
Reactor 2	3/18/26	1720	GW	Comp	2	X		X													
Reactor 3	3/18/26	1740	GW	Comp	2	X		X													
Reactor 4	3/18/26	1710	GW	Comp	2	X		X													
Reactor 5	3/18/26	1700	GW	Comp	2	X		X													
Reactor 6	3/18/26	1650	GW	Comp	2	X		X													
Reactor 7	3/18/26	1500	GW	Comp	2	X		X													
Reactor 8	3/18/26	1510	GW	Comp	2	X		X													
Reactor 11	3/18/26	1620	GW	Comp	2	X		X													

Requested Analyses	Container	Pres.

Special Instructions/Comments:

Metals list (6010): Sb, As, Ba, Be, Cd, Ca, Cr, Co, Fe, K, Na, Pb, Li, Mg, Mn, Mo, Se, Tl

Anions list (300.0): Chloride, Sulfate, Fluoride

☐ Special QA/QC Instructions

☐ USDA Regulated

☑ Packed with Ice

RUSH TAT (metals only)

Laboratory Information and Receipt

Lab Name: Eurofins

☐ Custody seal intact

Sample Receipt:

Shipping Tracking #:

Specify Turnaround Requirements: RUSH

☐ Samples intact

Condition/Cooler Temp:

Relinquished by:	DATE	TIME	Received by:	DATE	TIME
L. Karpeckyj-Lox	3/18/26	1850	[illegible]	3/19/26	9:36
Relinquished by:	DATE	TIME	Received by:	DATE	TIME

1.3 # 2665

ARCADIS

CHAIN OF CUSTODY & LABORATORY ANALYSIS REQUEST FORM

LAB REFERENCE NUMBER:

PROJECT NUMBER	PROJECT NAME	SAMPLE ORIGIN
30250944 task 2B	GP McIntosh	McIntosh, GA

SEND RESULTS TO: Andy Baumeister **EMAIL ADDRESS:** andrew.baumeister@arcadis.com **TELEPHONE:** +1 919 328-5597

SAMPLERS: ~~Tessa Davis~~ L. Karpeckyj-Lox

SAMPLE ID	DATE	TIME	MATRIX	COMP / GRAB	QUANTITY	1	2	3	4	5	6	7	8	9	10	11	12	13	14	15	REMARKS
Reactor 12	3/18/26	1610	GW	Comp	2	X		X													field filtered
Reactor 15	3/18/26	1640	GW	Comp	2	X		X													
Reactor 16	3/18/26	1550	GW	Comp	2	X		X													
Reactor 17	3/18/26	1750	GW	Comp	2	X		X													
Reactor 18	3/18/26	1600	GW	Comp	2	X		X													
Reactor 21	3/18/26	1520	GW	Comp	2	X		X													
Reactor 22	3/18/26	1630	GW	Comp	2	X		X													
Reactor 25	3/18/26	1530	GW	Comp	2	X		X													
Reactor 26	3/18/26	1540	GW	Comp	2	X		X													

	Requested Analyses	Container	Pres.
1	Metals by 6010D	250mL HDPE	HNO3
2	~~Alkalinity by 2320B~~	~~250mL HDPE~~	~~None~~
3	Anions by 300.0	250mL HDPE	None
5			
6			
7			
8			
9			
10			
11			
13			
14			

Special Instructions/Comments:

Metals list (6010): Sb, As, Ba, Be, Cd, Ca, Cr, Co, Fe, K, Na, Pb, Li, Mg, Mn, Mo, Se, Tl

Anions list (300.0): Chloride, Sulfate, Fluoride

☐ Special QA/QC Instructions

☐ USDA Regulated

☑ Packed with Ice

* RUSH TAT (metals only)

Laboratory Information and Receipt

Lab Name: Eurofins

Lab Project Manager: David Fuller

Shipping Tracking #:

Specify Turnaround Requirem[redacted]

☐ Custody seal intact

☐ Samples intact

Sample Receipt:

Condition/Cooler Temp:

Relinquished by:	DATE	TIME	Received by:	DATE	TIME
L. Karpeckyj-Lox	3/18/26	1800	[illegible]	3/19/26	9:36
Relinquished by:	DATE	TIME	Received by:	DATE	TIME

1.3 # 2663

Login Sample Receipt Checklist

Client: Arcadis US Inc

Job Number: 705-61307-2

Login Number: 61307
List Number: 1
Creator: Ceclu, Rodica

List Source: Eurofins Atlanta

Question	Answer	Comment
The cooler's custody seal, if present, is intact.	True	
The cooler does not appear to have been compromised or tampered with.	True	
Samples were received on ice.	True	
Cooler Temperature is acceptable.	True	
Cooler Temperature is recorded.	True	
COC present.	True	
COC is filled out in ink and legible.	True	
COC is filled out with all pertinent information.	True	
Sample custody seals, if present, are intact.	True	
Sample collection date/times are provided.	True	
The samples do not appear to have been compromised or tampered with.	True	
Containers are not broken or leaking.	True	
There are no discrepancies between the containers received and the COC.	True	
Sample containers have legible labels.	True	
Appropriate sample containers were rec'd and sufficient volume for all analyses.	True	
Samples are received within Holding Time (excluding tests with immediate HTs).	True	
Containers requiring zero headspace have no headspace or bubble is <6mm (1/4").	N/A	
Is there sufficient air space in bottle for bacteriological analysis.	True	

This receipt checklist is generated for all samples received in this Login. It may not be applicable to all Jobs associated with this Login.

Definitions/Glossary

Client: Arcadis US Inc
Job ID: 705-61307-2
Project/Site: GP Plant McIntosh

Qualifiers

HPLC/IC

Qualifier	Qualifier Description
F1	MS and/or MSD recovery exceeds control limits.
J	Result is less than the RL but greater than or equal to the MDL and the concentration is an approximate value.

Glossary

Abbreviation	These commonly used abbreviations may or may not be present in this report.
☼	Listed under the "D" column to designate that the result is reported on a dry weight basis
%R	Percent Recovery
CFL	Contains Free Liquid
CFU	Colony Forming Unit
CNF	Contains No Free Liquid
DER	Duplicate Error Ratio (normalized absolute difference)
Dil Fac	Dilution Factor
DL	Detection Limit (DoD/DOE)
DL, RA, RE, IN	Indicates a Dilution, Re-analysis, Re-extraction, or additional Initial metals/anion analysis of the sample
DLC	Decision Level Concentration (Radiochemistry)
EDL	Estimated Detection Limit (Dioxin)
LOD	Limit of Detection (DoD/DOE)
LOQ	Limit of Quantitation (DoD/DOE)
MCL	EPA recommended "Maximum Contaminant Level"
MDA	Minimum Detectable Activity (Radiochemistry)
MDC	Minimum Detectable Concentration (Radiochemistry)
MDL	Method Detection Limit
ML	Minimum Level (Dioxin)
MPN	Most Probable Number
MQL	Method Quantitation Limit
NC	Not Calculated
ND	Not Detected at the reporting limit (or MDL or EDL if shown)
NEG	Negative / Absent
POS	Positive / Present
PQL	Practical Quantitation Limit
PRES	Presumptive
QC	Quality Control
RER	Relative Error Ratio (Radiochemistry)
RL	Reporting Limit or Requested Limit (Radiochemistry)
RPD	Relative Percent Difference, a measure of the relative difference between two points
TEF	Toxicity Equivalent Factor (Dioxin)
TEQ	Toxicity Equivalent Quotient (Dioxin)
TNTC	Too Numerous To Count

Job Narrative
705-61307-2

The analytical test results presented in this report meet all requirements of the associated regulatory program listed on the Accreditation/Certification Summary Page, unless otherwise noted. Data qualifiers and/or narrative comments are included to explain any exceptions, if applicable. Regulated compliance samples (e.g. SDWA, NPDES) must comply with associated agency requirements/permits.

- Matrix-specific batch QC (e.g., MS, MSD, SD) may not be reported when insufficient sample volume is available or when site-specific QC samples are not submitted. In such cases, a Laboratory Control Sample Duplicate (LCSD) may be analyzed to provide precision data for the batch.
- For samples analyzed using surrogate and/or isotope dilution analytes, any recoveries falling outside of established acceptance criteria are re-prepared and/or re-analyzed to confirm results, unless the deviation is due to sample dilution or otherwise explained in the case narrative.

Receipt
The samples were received on 3/19/2026 9:36 AM. Unless otherwise noted below, the samples arrived in good condition, and, where required, properly preserved and on ice. The temperature of the cooler at receipt time was 1.3°C.

HPLC/IC
Method 300.0: The matrix spike / matrix spike duplicate (MS/MSD) recoveries for analytical batch 705-122349 were outside control limits for one or more analytes. See QC Sample Results for detail. Sample matrix interference and/or non-homogeneity are suspected because the associated laboratory control sample (LCS) recovery is within acceptance limits.

No additional analytical or quality issues were noted, other than those described above or in the Definitions/ Glossary page.

Detection Summary

Client: Arcadis US Inc
Project/Site: GP Plant McIntosh

Job ID: 705-61307-2

Client Sample ID: Reactor 1 — Lab Sample ID: 705-61307-1

Analyte	Result	Qualifier	RL	MDL	Unit	Dil Fac	D	Method	Prep Type
Chloride	16	F1	1.0	0.98	mg/L	1		300.0	Total/NA

Client Sample ID: Reactor 2 — Lab Sample ID: 705-61307-2

Analyte	Result	Qualifier	RL	MDL	Unit	Dil Fac	D	Method	Prep Type
Chloride	15		1.0	0.98	mg/L	1		300.0	Total/NA
Fluoride	0.094	J	0.20	0.081	mg/L	1		300.0	Total/NA
Sulfate	1.9		1.0	0.77	mg/L	1		300.0	Total/NA

Client Sample ID: Reactor 3 — Lab Sample ID: 705-61307-3

Analyte	Result	Qualifier	RL	MDL	Unit	Dil Fac	D	Method	Prep Type
Chloride	9.1		1.0	0.98	mg/L	1		300.0	Total/NA
Fluoride	0.42		0.20	0.081	mg/L	1		300.0	Total/NA
Sulfate	410		10	7.7	mg/L	10		300.0	Total/NA

Client Sample ID: Reactor 4 — Lab Sample ID: 705-61307-4

Analyte	Result	Qualifier	RL	MDL	Unit	Dil Fac	D	Method	Prep Type
Chloride	10		1.0	0.98	mg/L	1		300.0	Total/NA
Fluoride	0.26		0.20	0.081	mg/L	1		300.0	Total/NA
Sulfate	400		10	7.7	mg/L	10		300.0	Total/NA

Client Sample ID: Reactor 5 — Lab Sample ID: 705-61307-5

Analyte	Result	Qualifier	RL	MDL	Unit	Dil Fac	D	Method	Prep Type
Chloride	7700		100	98	mg/L	100		300.0	Total/NA
Fluoride	0.17	J	0.20	0.081	mg/L	1		300.0	Total/NA
Sulfate	7.1		1.0	0.77	mg/L	1		300.0	Total/NA

Client Sample ID: Reactor 6 — Lab Sample ID: 705-61307-6

Analyte	Result	Qualifier	RL	MDL	Unit	Dil Fac	D	Method	Prep Type
Chloride	7400		100	98	mg/L	100		300.0	Total/NA
Sulfate	1.3		1.0	0.77	mg/L	1		300.0	Total/NA

Client Sample ID: Reactor 7 — Lab Sample ID: 705-61307-7

Analyte	Result	Qualifier	RL	MDL	Unit	Dil Fac	D	Method	Prep Type
Chloride	17		1.0	0.98	mg/L	1		300.0	Total/NA
Fluoride	0.10	J	0.20	0.081	mg/L	1		300.0	Total/NA
Sulfate	4.3		1.0	0.77	mg/L	1		300.0	Total/NA

Client Sample ID: Reactor 8 — Lab Sample ID: 705-61307-8

Analyte	Result	Qualifier	RL	MDL	Unit	Dil Fac	D	Method	Prep Type
Chloride	15		1.0	0.98	mg/L	1		300.0	Total/NA
Fluoride	0.26		0.20	0.081	mg/L	1		300.0	Total/NA
Sulfate	1.3		1.0	0.77	mg/L	1		300.0	Total/NA

Client Sample ID: Reactor 11 — Lab Sample ID: 705-61307-9

Analyte	Result	Qualifier	RL	MDL	Unit	Dil Fac	D	Method	Prep Type
Chloride	9.3		1.0	0.98	mg/L	1		300.0	Total/NA
Fluoride	0.72		0.20	0.081	mg/L	1		300.0	Total/NA

This Detection Summary does not include radiochemical test results.

Client Sample ID: Reactor 11 (Continued) — Lab Sample ID: 705-61307-9

Analyte	Result	Qualifier	RL	MDL	Unit	Dil Fac	D	Method	Prep Type
Sulfate	390		10	7.7	mg/L	10		300.0	Total/NA

Client Sample ID: Reactor 12 — Lab Sample ID: 705-61307-10

Analyte	Result	Qualifier	RL	MDL	Unit	Dil Fac	D	Method	Prep Type
Chloride	9.6		1.0	0.98	mg/L	1		300.0	Total/NA
Fluoride	0.12	J	0.20	0.081	mg/L	1		300.0	Total/NA
Sulfate	400		10	7.7	mg/L	10		300.0	Total/NA

Client Sample ID: Reactor 15 — Lab Sample ID: 705-61307-11

Analyte	Result	Qualifier	RL	MDL	Unit	Dil Fac	D	Method	Prep Type
Chloride	7500		100	98	mg/L	100		300.0	Total/NA
Sulfate	5.1		1.0	0.77	mg/L	1		300.0	Total/NA

Client Sample ID: Reactor 16 — Lab Sample ID: 705-61307-12

Analyte	Result	Qualifier	RL	MDL	Unit	Dil Fac	D	Method	Prep Type
Chloride	7400		100	98	mg/L	100		300.0	Total/NA

Client Sample ID: Reactor 17 — Lab Sample ID: 705-61307-13

Analyte	Result	Qualifier	RL	MDL	Unit	Dil Fac	D	Method	Prep Type
Chloride	17		1.0	0.98	mg/L	1		300.0	Total/NA
Fluoride	0.14	J	0.20	0.081	mg/L	1		300.0	Total/NA

Client Sample ID: Reactor 18 — Lab Sample ID: 705-61307-14

Analyte	Result	Qualifier	RL	MDL	Unit	Dil Fac	D	Method	Prep Type
Chloride	16		1.0	0.98	mg/L	1		300.0	Total/NA
Fluoride	0.13	J	0.20	0.081	mg/L	1		300.0	Total/NA
Sulfate	1.8		1.0	0.77	mg/L	1		300.0	Total/NA

Client Sample ID: Reactor 21 — Lab Sample ID: 705-61307-15

Analyte	Result	Qualifier	RL	MDL	Unit	Dil Fac	D	Method	Prep Type
Chloride	9.8		1.0	0.98	mg/L	1		300.0	Total/NA
Fluoride	0.14	J	0.20	0.081	mg/L	1		300.0	Total/NA
Sulfate	470		10	7.7	mg/L	10		300.0	Total/NA

Client Sample ID: Reactor 22 — Lab Sample ID: 705-61307-16

Analyte	Result	Qualifier	RL	MDL	Unit	Dil Fac	D	Method	Prep Type
Chloride	10		1.0	0.98	mg/L	1		300.0	Total/NA
Fluoride	0.19	J	0.20	0.081	mg/L	1		300.0	Total/NA
Sulfate	490		10	7.7	mg/L	10		300.0	Total/NA

Client Sample ID: Reactor 25 — Lab Sample ID: 705-61307-17

Analyte	Result	Qualifier	RL	MDL	Unit	Dil Fac	D	Method	Prep Type
Chloride	7400		100	98	mg/L	100		300.0	Total/NA
Fluoride	0.17	J	0.20	0.081	mg/L	1		300.0	Total/NA

This Detection Summary does not include radiochemical test results.

Detection Summary

Client: Arcadis US Inc
Project/Site: GP Plant McIntosh

Job ID: 705-61307-2

Client Sample ID: Reactor 26

Lab Sample ID: 705-61307-18

Analyte	Result	Qualifier	RL	MDL	Unit	Dil Fac	D	Method	Prep Type
Chloride	7200		100	98	mg/L	100		300.0	Total/NA
Fluoride	0.16	J	0.20	0.081	mg/L	1		300.0	Total/NA
Sulfate	13		1.0	0.77	mg/L	1		300.0	Total/NA

This Detection Summary does not include radiochemical test results.

Client Sample Results

Client: Arcadis US Inc
Project/Site: GP Plant McIntosh

Job ID: 705-61307-2

Client Sample ID: Reactor 1

Lab Sample ID: 705-61307-1
Date Collected: 03/18/26 17:30
Matrix: Water
Date Received: 03/19/26 09:36

Method: EPA 300.0 - Anions, Ion Chromatography

Analyte	Result	Qualifier	RL	MDL	Unit	D	Prepared	Analyzed	Dil Fac
Chloride	16	F1	1.0	0.98	mg/L			03/21/26 14:40	1
Fluoride	<0.081	F1	0.20	0.081	mg/L			03/21/26 14:40	1
Sulfate	<0.77		1.0	0.77	mg/L			03/21/26 14:40	1

Client Sample ID: Reactor 2

Lab Sample ID: 705-61307-2
Date Collected: 03/18/26 17:20
Matrix: Water
Date Received: 03/19/26 09:36

Method: EPA 300.0 - Anions, Ion Chromatography

Analyte	Result	Qualifier	RL	MDL	Unit	D	Prepared	Analyzed	Dil Fac
Chloride	15		1.0	0.98	mg/L			03/21/26 16:56	1
Fluoride	0.094	J	0.20	0.081	mg/L			03/21/26 16:56	1
Sulfate	1.9		1.0	0.77	mg/L			03/21/26 16:56	1

Client Sample ID: Reactor 3

Lab Sample ID: 705-61307-3
Date Collected: 03/18/26 17:40
Matrix: Water
Date Received: 03/19/26 09:36

Method: EPA 300.0 - Anions, Ion Chromatography

Analyte	Result	Qualifier	RL	MDL	Unit	D	Prepared	Analyzed	Dil Fac
Chloride	9.1		1.0	0.98	mg/L			03/21/26 17:07	1
Fluoride	0.42		0.20	0.081	mg/L			03/21/26 17:07	1
Sulfate	410		10	7.7	mg/L			03/25/26 03:23	10

Client Sample ID: Reactor 4

Lab Sample ID: 705-61307-4
Date Collected: 03/18/26 17:10
Matrix: Water
Date Received: 03/19/26 09:36

Method: EPA 300.0 - Anions, Ion Chromatography

Analyte	Result	Qualifier	RL	MDL	Unit	D	Prepared	Analyzed	Dil Fac
Chloride	10		1.0	0.98	mg/L			03/21/26 17:19	1
Fluoride	0.26		0.20	0.081	mg/L			03/21/26 17:19	1
Sulfate	400		10	7.7	mg/L			03/25/26 03:34	10

Client Sample ID: Reactor 5

Lab Sample ID: 705-61307-5
Date Collected: 03/18/26 17:00
Matrix: Water
Date Received: 03/19/26 09:36

Method: EPA 300.0 - Anions, Ion Chromatography

Analyte	Result	Qualifier	RL	MDL	Unit	D	Prepared	Analyzed	Dil Fac
Chloride	7700		100	98	mg/L			03/25/26 17:38	100
Fluoride	0.17	J	0.20	0.081	mg/L			03/21/26 17:30	1
Sulfate	7.1		1.0	0.77	mg/L			03/21/26 17:30	1

Client Sample ID: Reactor 6

Lab Sample ID: 705-61307-6
Date Collected: 03/18/26 16:50
Matrix: Water
Date Received: 03/19/26 09:36

Method: EPA 300.0 - Anions, Ion Chromatography

Analyte	Result	Qualifier	RL	MDL	Unit	D	Prepared	Analyzed	Dil Fac
Chloride	7400		100	98	mg/L			03/25/26 17:53	100
Fluoride	<0.081		0.20	0.081	mg/L			03/21/26 17:41	1

Client Sample ID: Reactor 6

Lab Sample ID: 705-61307-6

Date Collected: 03/18/26 16:50
Matrix: Water
Date Received: 03/19/26 09:36

Method: EPA 300.0 - Anions, Ion Chromatography (Continued)

Analyte	Result	Qualifier	RL	MDL	Unit	D	Prepared	Analyzed	Dil Fac
Sulfate	1.3		1.0	0.77	mg/L			03/21/26 17:41	1

Client Sample ID: Reactor 7

Lab Sample ID: 705-61307-7

Date Collected: 03/18/26 15:00
Matrix: Water
Date Received: 03/19/26 09:36

Method: EPA 300.0 - Anions, Ion Chromatography

Analyte	Result	Qualifier	RL	MDL	Unit	D	Prepared	Analyzed	Dil Fac
Chloride	17		1.0	0.98	mg/L			03/21/26 17:53	1
Fluoride	0.10	J	0.20	0.081	mg/L			03/21/26 17:53	1
Sulfate	4.3		1.0	0.77	mg/L			03/21/26 17:53	1

Client Sample ID: Reactor 8

Lab Sample ID: 705-61307-8

Date Collected: 03/18/26 15:10
Matrix: Water
Date Received: 03/19/26 09:36

Method: EPA 300.0 - Anions, Ion Chromatography

Analyte	Result	Qualifier	RL	MDL	Unit	D	Prepared	Analyzed	Dil Fac
Chloride	15		1.0	0.98	mg/L			03/21/26 18:04	1
Fluoride	0.26		0.20	0.081	mg/L			03/21/26 18:04	1
Sulfate	1.3		1.0	0.77	mg/L			03/21/26 18:04	1

Client Sample ID: Reactor 11

Lab Sample ID: 705-61307-9

Date Collected: 03/18/26 16:20
Matrix: Water
Date Received: 03/19/26 09:36

Method: EPA 300.0 - Anions, Ion Chromatography

Analyte	Result	Qualifier	RL	MDL	Unit	D	Prepared	Analyzed	Dil Fac
Chloride	9.3		1.0	0.98	mg/L			03/21/26 18:15	1
Fluoride	0.72		0.20	0.081	mg/L			03/21/26 18:15	1
Sulfate	390		10	7.7	mg/L			03/25/26 04:31	10

Client Sample ID: Reactor 12

Lab Sample ID: 705-61307-10

Date Collected: 03/18/26 16:10
Matrix: Water
Date Received: 03/19/26 09:36

Method: EPA 300.0 - Anions, Ion Chromatography

Analyte	Result	Qualifier	RL	MDL	Unit	D	Prepared	Analyzed	Dil Fac
Chloride	9.6		1.0	0.98	mg/L			03/21/26 18:27	1
Fluoride	0.12	J	0.20	0.081	mg/L			03/21/26 18:27	1
Sulfate	400		10	7.7	mg/L			03/25/26 04:42	10

Client Sample ID: Reactor 15

Lab Sample ID: 705-61307-11

Date Collected: 03/18/26 16:40
Matrix: Water
Date Received: 03/19/26 09:36

Method: EPA 300.0 - Anions, Ion Chromatography

Analyte	Result	Qualifier	RL	MDL	Unit	D	Prepared	Analyzed	Dil Fac
Chloride	7500		100	98	mg/L			03/25/26 18:04	100
Fluoride	<0.081		0.20	0.081	mg/L			03/21/26 19:12	1
Sulfate	5.1		1.0	0.77	mg/L			03/21/26 19:12	1

Client Sample Results

Client: Arcadis US Inc
Project/Site: GP Plant McIntosh

Job ID: 705-61307-2

Client Sample ID: Reactor 16

Lab Sample ID: 705-61307-12
Date Collected: 03/18/26 15:50
Matrix: Water
Date Received: 03/19/26 09:36

Method: EPA 300.0 - Anions, Ion Chromatography

Analyte	Result	Qualifier	RL	MDL	Unit	D	Prepared	Analyzed	Dil Fac
Chloride	7400		100	98	mg/L			03/25/26 18:16	100
Fluoride	<0.081		0.20	0.081	mg/L			03/21/26 19:23	1
Sulfate	<0.77		1.0	0.77	mg/L			03/21/26 19:23	1

Client Sample ID: Reactor 17

Lab Sample ID: 705-61307-13
Date Collected: 03/18/26 17:50
Matrix: Water
Date Received: 03/19/26 09:36

Method: EPA 300.0 - Anions, Ion Chromatography

Analyte	Result	Qualifier	RL	MDL	Unit	D	Prepared	Analyzed	Dil Fac
Chloride	17		1.0	0.98	mg/L			03/21/26 19:35	1
Fluoride	0.14	J	0.20	0.081	mg/L			03/21/26 19:35	1
Sulfate	<0.77		1.0	0.77	mg/L			03/21/26 19:35	1

Client Sample ID: Reactor 18

Lab Sample ID: 705-61307-14
Date Collected: 03/18/26 16:00
Matrix: Water
Date Received: 03/19/26 09:36

Method: EPA 300.0 - Anions, Ion Chromatography

Analyte	Result	Qualifier	RL	MDL	Unit	D	Prepared	Analyzed	Dil Fac
Chloride	16		1.0	0.98	mg/L			03/21/26 19:46	1
Fluoride	0.13	J	0.20	0.081	mg/L			03/21/26 19:46	1
Sulfate	1.8		1.0	0.77	mg/L			03/21/26 19:46	1

Client Sample ID: Reactor 21

Lab Sample ID: 705-61307-15
Date Collected: 03/18/26 15:20
Matrix: Water
Date Received: 03/19/26 09:36

Method: EPA 300.0 - Anions, Ion Chromatography

Analyte	Result	Qualifier	RL	MDL	Unit	D	Prepared	Analyzed	Dil Fac
Chloride	9.8		1.0	0.98	mg/L			03/25/26 18:27	1
Fluoride	0.14	J	0.20	0.081	mg/L			03/25/26 18:27	1
Sulfate	470		10	7.7	mg/L			03/26/26 00:03	10

Client Sample ID: Reactor 22

Lab Sample ID: 705-61307-16
Date Collected: 03/18/26 16:30
Matrix: Water
Date Received: 03/19/26 09:36

Method: EPA 300.0 - Anions, Ion Chromatography

Analyte	Result	Qualifier	RL	MDL	Unit	D	Prepared	Analyzed	Dil Fac
Chloride	10		1.0	0.98	mg/L			03/25/26 17:22	1
Fluoride	0.19	J	0.20	0.081	mg/L			03/25/26 17:22	1
Sulfate	490		10	7.7	mg/L			03/25/26 23:52	10

Client Sample ID: Reactor 25

Lab Sample ID: 705-61307-17
Date Collected: 03/18/26 15:30
Matrix: Water
Date Received: 03/19/26 09:36

Method: EPA 300.0 - Anions, Ion Chromatography

Analyte	Result	Qualifier	RL	MDL	Unit	D	Prepared	Analyzed	Dil Fac
Chloride	7400		100	98	mg/L			03/26/26 15:43	100
Fluoride	0.17	J	0.20	0.081	mg/L			03/25/26 20:47	1

Client: Arcadis US Inc
Project/Site: GP Plant McIntosh

Job ID: 705-61307-2

Client Sample ID: Reactor 25

Lab Sample ID: 705-61307-17

Date Collected: 03/18/26 15:30
Matrix: Water
Date Received: 03/19/26 09:36

Method: EPA 300.0 - Anions, Ion Chromatography (Continued)

Analyte	Result	Qualifier	RL	MDL	Unit	D	Prepared	Analyzed	Dil Fac
Sulfate	<0.77		1.0	0.77	mg/L			03/25/26 20:47	1

Client Sample ID: Reactor 26

Lab Sample ID: 705-61307-18

Date Collected: 03/18/26 15:40
Matrix: Water
Date Received: 03/19/26 09:36

Method: EPA 300.0 - Anions, Ion Chromatography

Analyte	Result	Qualifier	RL	MDL	Unit	D	Prepared	Analyzed	Dil Fac
Chloride	**7200**		100	98	mg/L			03/26/26 15:54	100
Fluoride	**0.16**	**J**	0.20	0.081	mg/L			03/25/26 20:59	1
Sulfate	**13**		1.0	0.77	mg/L			03/25/26 20:59	1

Method Summary

Client: Arcadis US Inc
Project/Site: GP Plant McIntosh

Job ID: 705-61307-2

Method	Method Description	Protocol	Laboratory
300.0	Anions, Ion Chromatography	EPA	EET ATL

Protocol References:

EPA = US Environmental Protection Agency

Laboratory References:

EET ATL = Eurofins Atlanta, 3080 Presidential Dr, Atlanta, GA 30340, TEL (770)457-8177

Lab Chronicle

Client: Arcadis US Inc
Project/Site: GP Plant McIntosh

Job ID: 705-61307-2

Client Sample ID: Reactor 1

Lab Sample ID: 705-61307-1
Date Collected: 03/18/26 17:30
Matrix: Water
Date Received: 03/19/26 09:36

Prep Type	Batch Type	Batch Method	Run	Dil Factor	Initial Amount	Final Amount	Batch Number	Prepared or Analyzed	Analyst	Lab
Total/NA	Analysis	300.0		1	0 mL	0 mL	122349	03/21/26 14:40	MS	EET ATL

Client Sample ID: Reactor 2

Lab Sample ID: 705-61307-2
Date Collected: 03/18/26 17:20
Matrix: Water
Date Received: 03/19/26 09:36

Prep Type	Batch Type	Batch Method	Run	Dil Factor	Initial Amount	Final Amount	Batch Number	Prepared or Analyzed	Analyst	Lab
Total/NA	Analysis	300.0		1	0 mL	0 mL	122349	03/21/26 16:56	MS	EET ATL

Client Sample ID: Reactor 3

Lab Sample ID: 705-61307-3
Date Collected: 03/18/26 17:40
Matrix: Water
Date Received: 03/19/26 09:36

Prep Type	Batch Type	Batch Method	Run	Dil Factor	Initial Amount	Final Amount	Batch Number	Prepared or Analyzed	Analyst	Lab
Total/NA	Analysis	300.0		1	0 mL	0 mL	122349	03/21/26 17:07	MS	EET ATL
Total/NA	Analysis	300.0		10	0 mL	0 mL	122774	03/25/26 03:23	MS	EET ATL

Client Sample ID: Reactor 4

Lab Sample ID: 705-61307-4
Date Collected: 03/18/26 17:10
Matrix: Water
Date Received: 03/19/26 09:36

Prep Type	Batch Type	Batch Method	Run	Dil Factor	Initial Amount	Final Amount	Batch Number	Prepared or Analyzed	Analyst	Lab
Total/NA	Analysis	300.0		1	0 mL	0 mL	122349	03/21/26 17:19	MS	EET ATL
Total/NA	Analysis	300.0		10	0 mL	0 mL	122774	03/25/26 03:34	MS	EET ATL

Client Sample ID: Reactor 5

Lab Sample ID: 705-61307-5
Date Collected: 03/18/26 17:00
Matrix: Water
Date Received: 03/19/26 09:36

Prep Type	Batch Type	Batch Method	Run	Dil Factor	Initial Amount	Final Amount	Batch Number	Prepared or Analyzed	Analyst	Lab
Total/NA	Analysis	300.0		1	0 mL	0 mL	122349	03/21/26 17:30	MS	EET ATL
Total/NA	Analysis	300.0		100			123270	03/25/26 17:38	MS	EET ATL 2

Client Sample ID: Reactor 6

Lab Sample ID: 705-61307-6
Date Collected: 03/18/26 16:50
Matrix: Water
Date Received: 03/19/26 09:36

Prep Type	Batch Type	Batch Method	Run	Dil Factor	Initial Amount	Final Amount	Batch Number	Prepared or Analyzed	Analyst	Lab
Total/NA	Analysis	300.0		1	0 mL	0 mL	122349	03/21/26 17:41	MS	EET ATL
Total/NA	Analysis	300.0		100			123270	03/25/26 17:53	MS	EET ATL 2

Lab Chronicle

Client: Arcadis US Inc
Project/Site: GP Plant McIntosh

Job ID: 705-61307-2

Client Sample ID: Reactor 7

Lab Sample ID: 705-61307-7
Date Collected: 03/18/26 15:00
Matrix: Water
Date Received: 03/19/26 09:36

Prep Type	Batch Type	Batch Method	Run	Dil Factor	Initial Amount	Final Amount	Batch Number	Prepared or Analyzed	Analyst	Lab
Total/NA	Analysis	300.0		1	0 mL	0 mL	122349	03/21/26 17:53	MS	EET ATL

Client Sample ID: Reactor 8

Lab Sample ID: 705-61307-8
Date Collected: 03/18/26 15:10
Matrix: Water
Date Received: 03/19/26 09:36

Prep Type	Batch Type	Batch Method	Run	Dil Factor	Initial Amount	Final Amount	Batch Number	Prepared or Analyzed	Analyst	Lab
Total/NA	Analysis	300.0		1	0 mL	0 mL	122349	03/21/26 18:04	MS	EET ATL

Client Sample ID: Reactor 11

Lab Sample ID: 705-61307-9
Date Collected: 03/18/26 16:20
Matrix: Water
Date Received: 03/19/26 09:36

Prep Type	Batch Type	Batch Method	Run	Dil Factor	Initial Amount	Final Amount	Batch Number	Prepared or Analyzed	Analyst	Lab
Total/NA	Analysis	300.0		1	0 mL	0 mL	122349	03/21/26 18:15	MS	EET ATL
Total/NA	Analysis	300.0		10	0 mL	0 mL	122774	03/25/26 04:31	MS	EET ATL

Client Sample ID: Reactor 12

Lab Sample ID: 705-61307-10
Date Collected: 03/18/26 16:10
Matrix: Water
Date Received: 03/19/26 09:36

Prep Type	Batch Type	Batch Method	Run	Dil Factor	Initial Amount	Final Amount	Batch Number	Prepared or Analyzed	Analyst	Lab
Total/NA	Analysis	300.0		1	0 mL	0 mL	122349	03/21/26 18:27	MS	EET ATL
Total/NA	Analysis	300.0		10	0 mL	0 mL	122774	03/25/26 04:42	MS	EET ATL

Client Sample ID: Reactor 15

Lab Sample ID: 705-61307-11
Date Collected: 03/18/26 16:40
Matrix: Water
Date Received: 03/19/26 09:36

Prep Type	Batch Type	Batch Method	Run	Dil Factor	Initial Amount	Final Amount	Batch Number	Prepared or Analyzed	Analyst	Lab
Total/NA	Analysis	300.0		1	0 mL	0 mL	122349	03/21/26 19:12	MS	EET ATL
Total/NA	Analysis	300.0		100			123270	03/25/26 18:04	MS	EET ATL 2

Client Sample ID: Reactor 16

Lab Sample ID: 705-61307-12
Date Collected: 03/18/26 15:50
Matrix: Water
Date Received: 03/19/26 09:36

Prep Type	Batch Type	Batch Method	Run	Dil Factor	Initial Amount	Final Amount	Batch Number	Prepared or Analyzed	Analyst	Lab
Total/NA	Analysis	300.0		1	0 mL	0 mL	122349	03/21/26 19:23	MS	EET ATL
Total/NA	Analysis	300.0		100			123270	03/25/26 18:16	MS	EET ATL 2

Lab Chronicle

Client: Arcadis US Inc
Project/Site: GP Plant McIntosh

Job ID: 705-61307-2

Client Sample ID: Reactor 17

Lab Sample ID: 705-61307-13
Date Collected: 03/18/26 17:50
Matrix: Water
Date Received: 03/19/26 09:36

Prep Type	Batch Type	Batch Method	Run	Dil Factor	Initial Amount	Final Amount	Batch Number	Prepared or Analyzed	Analyst	Lab
Total/NA	Analysis	300.0		1	0 mL	0 mL	122349	03/21/26 19:35	MS	EET ATL

Client Sample ID: Reactor 18

Lab Sample ID: 705-61307-14
Date Collected: 03/18/26 16:00
Matrix: Water
Date Received: 03/19/26 09:36

Prep Type	Batch Type	Batch Method	Run	Dil Factor	Initial Amount	Final Amount	Batch Number	Prepared or Analyzed	Analyst	Lab
Total/NA	Analysis	300.0		1	0 mL	0 mL	122349	03/21/26 19:46	MS	EET ATL

Client Sample ID: Reactor 21

Lab Sample ID: 705-61307-15
Date Collected: 03/18/26 15:20
Matrix: Water
Date Received: 03/19/26 09:36

Prep Type	Batch Type	Batch Method	Run	Dil Factor	Initial Amount	Final Amount	Batch Number	Prepared or Analyzed	Analyst	Lab
Total/NA	Analysis	300.0		1			123270	03/25/26 18:27	MS	EET ATL 2
Total/NA	Analysis	300.0		10			123270	03/26/26 00:03	MS	EET ATL 2

Client Sample ID: Reactor 22

Lab Sample ID: 705-61307-16
Date Collected: 03/18/26 16:30
Matrix: Water
Date Received: 03/19/26 09:36

Prep Type	Batch Type	Batch Method	Run	Dil Factor	Initial Amount	Final Amount	Batch Number	Prepared or Analyzed	Analyst	Lab
Total/NA	Analysis	300.0		1			123270	03/25/26 17:22	MS	EET ATL 2
Total/NA	Analysis	300.0		10			123270	03/25/26 23:52	MS	EET ATL 2

Client Sample ID: Reactor 25

Lab Sample ID: 705-61307-17
Date Collected: 03/18/26 15:30
Matrix: Water
Date Received: 03/19/26 09:36

Prep Type	Batch Type	Batch Method	Run	Dil Factor	Initial Amount	Final Amount	Batch Number	Prepared or Analyzed	Analyst	Lab
Total/NA	Analysis	300.0		100	0 mL	0 mL	123475	03/26/26 15:43	MS	EET ATL
Total/NA	Analysis	300.0		1			123270	03/25/26 20:47	MS	EET ATL 2

Client Sample ID: Reactor 26

Lab Sample ID: 705-61307-18
Date Collected: 03/18/26 15:40
Matrix: Water
Date Received: 03/19/26 09:36

Prep Type	Batch Type	Batch Method	Run	Dil Factor	Initial Amount	Final Amount	Batch Number	Prepared or Analyzed	Analyst	Lab
Total/NA	Analysis	300.0		100	0 mL	0 mL	123475	03/26/26 15:54	MS	EET ATL
Total/NA	Analysis	300.0		1			123270	03/25/26 20:59	MS	EET ATL 2

Laboratory References:

EET ATL = Eurofins Atlanta, 3080 Presidential Dr, Atlanta, GA 30340, TEL (770)457-8177

Method: 300.0 - Anions, Ion Chromatography

Lab Sample ID: MB 705-122349/131
Matrix: Water
Analysis Batch: 122349

Client Sample ID: Method Blank
Prep Type: Total/NA

Analyte	MB Result	MB Qualifier	RL	MDL	Unit	D	Prepared	Analyzed	Dil Fac
Chloride	<0.98		1.0	0.98	mg/L			03/21/26 14:17	1
Fluoride	<0.081		0.20	0.081	mg/L			03/21/26 14:17	1
Sulfate	<0.77		1.0	0.77	mg/L			03/21/26 14:17	1

Lab Sample ID: LCS 705-122349/132
Matrix: Water
Analysis Batch: 122349

Client Sample ID: Lab Control Sample
Prep Type: Total/NA

Analyte	Spike Added	LCS Result	LCS Qualifier	Unit	D	%Rec	%Rec Limits
Chloride	10.0	9.83		mg/L		98	90 - 110
Fluoride	5.00	4.76		mg/L		95	90 - 110
Sulfate	25.0	23.6		mg/L		94	90 - 110

Lab Sample ID: 705-61307-1 MS
Matrix: Water
Analysis Batch: 122349

Client Sample ID: Reactor 1
Prep Type: Total/NA

Analyte	Sample Result	Sample Qualifier	Spike Added	MS Result	MS Qualifier	Unit	D	%Rec	%Rec Limits
Chloride	16	F1	10.0	23.6	F1	mg/L		80	90 - 110
Fluoride	<0.081	F1	5.00	4.42	F1	mg/L		88	90 - 110
Sulfate	<0.77		25.0	22.7		mg/L		91	90 - 110

Lab Sample ID: 705-61307-1 MSD
Matrix: Water
Analysis Batch: 122349

Client Sample ID: Reactor 1
Prep Type: Total/NA

Analyte	Sample Result	Sample Qualifier	Spike Added	MSD Result	MSD Qualifier	Unit	D	%Rec	%Rec Limits	RPD	RPD Limit
Chloride	16	F1	10.0	23.5	F1	mg/L		79	90 - 110	0	20
Fluoride	<0.081	F1	5.00	4.41	F1	mg/L		88	90 - 110	0	20
Sulfate	<0.77		25.0	22.7		mg/L		91	90 - 110	0	20

Lab Sample ID: MB 705-122774/75
Matrix: Water
Analysis Batch: 122774

Client Sample ID: Method Blank
Prep Type: Total/NA

Analyte	MB Result	MB Qualifier	RL	MDL	Unit	D	Prepared	Analyzed	Dil Fac
Chloride	<0.98		1.0	0.98	mg/L			03/25/26 02:03	1
Fluoride	<0.081		0.20	0.081	mg/L			03/25/26 02:03	1
Sulfate	<0.77		1.0	0.77	mg/L			03/25/26 02:03	1

Lab Sample ID: LCS 705-122774/76
Matrix: Water
Analysis Batch: 122774

Client Sample ID: Lab Control Sample
Prep Type: Total/NA

Analyte	Spike Added	LCS Result	LCS Qualifier	Unit	D	%Rec	%Rec Limits
Chloride	10.0	10.0		mg/L		100	90 - 110
Fluoride	5.00	4.81		mg/L		96	90 - 110
Sulfate	25.0	24.0		mg/L		96	90 - 110

Method: 300.0 - Anions, Ion Chromatography (Continued)

Lab Sample ID: 705-61587-D-23 MS — **Client Sample ID: Matrix Spike**
Matrix: Water — **Prep Type: Total/NA**
Analysis Batch: 122774

Analyte	Sample Result	Sample Qualifier	Spike Added	MS Result	MS Qualifier	Unit	D	%Rec	%Rec Limits
Chloride	6.7	F1	10.0	15.6	F1	mg/L		89	90 - 110
Fluoride	0.14	J F1	5.00	4.15	F1	mg/L		80	90 - 110
Sulfate	0.86	J F1	25.0	21.4	F1	mg/L		82	90 - 110

Lab Sample ID: 705-61587-D-23 MSD — **Client Sample ID: Matrix Spike Duplicate**
Matrix: Water — **Prep Type: Total/NA**
Analysis Batch: 122774

Analyte	Sample Result	Sample Qualifier	Spike Added	MSD Result	MSD Qualifier	Unit	D	%Rec	%Rec Limits	RPD	RPD Limit
Chloride	6.7	F1	10.0	15.0	F1	mg/L		83	90 - 110	4	20
Fluoride	0.14	J F1	5.00	3.92	F1	mg/L		76	90 - 110	6	20
Sulfate	0.86	J F1	25.0	19.8	F1	mg/L		76	90 - 110	8	20

Lab Sample ID: MB 705-123270/3 — **Client Sample ID: Method Blank**
Matrix: Water — **Prep Type: Total/NA**
Analysis Batch: 123270

Analyte	MB Result	MB Qualifier	RL	MDL	Unit	D	Prepared	Analyzed	Dil Fac
Chloride	<0.98		1.0	0.98	mg/L			03/25/26 16:59	1
Fluoride	<0.081		0.20	0.081	mg/L			03/25/26 16:59	1
Sulfate	<0.77		1.0	0.77	mg/L			03/25/26 16:59	1

Lab Sample ID: LCS 705-123270/4 — **Client Sample ID: Lab Control Sample**
Matrix: Water — **Prep Type: Total/NA**
Analysis Batch: 123270

Analyte	Spike Added	LCS Result	LCS Qualifier	Unit	D	%Rec	%Rec Limits
Chloride	10.0	10.2		mg/L		102	90 - 110
Fluoride	5.00	5.32		mg/L		106	90 - 110
Sulfate	25.0	24.9		mg/L		100	90 - 110

Lab Sample ID: 705-61552-A-7 MS — **Client Sample ID: Matrix Spike**
Matrix: Water — **Prep Type: Total/NA**
Analysis Batch: 123270

Analyte	Sample Result	Sample Qualifier	Spike Added	MS Result	MS Qualifier	Unit	D	%Rec	%Rec Limits
Chloride	8.8	F1	10.0	18.0		mg/L		92	90 - 110
Fluoride	0.21		5.00	5.25		mg/L		101	90 - 110
Sulfate	18		25.0	41.5		mg/L		95	90 - 110

Lab Sample ID: 705-61552-A-7 MSD — **Client Sample ID: Matrix Spike Duplicate**
Matrix: Water — **Prep Type: Total/NA**
Analysis Batch: 123270

Analyte	Sample Result	Sample Qualifier	Spike Added	MSD Result	MSD Qualifier	Unit	D	%Rec	%Rec Limits	RPD	RPD Limit
Chloride	8.8	F1	10.0	17.7	F1	mg/L		89	90 - 110	2	20
Fluoride	0.21		5.00	5.18		mg/L		99	90 - 110	1	20
Sulfate	18		25.0	41.0		mg/L		93	90 - 110	1	20

Method: 300.0 - Anions, Ion Chromatography (Continued)

Lab Sample ID: MB 705-123475/1002 — **Client Sample ID: Method Blank**
Matrix: Water — **Prep Type: Total/NA**
Analysis Batch: 123475

Analyte	MB Result	MB Qualifier	RL	MDL	Unit	D	Prepared	Analyzed	Dil Fac
Chloride	<0.98		1.0	0.98	mg/L			03/26/26 11:09	1
Fluoride	<0.081		0.20	0.081	mg/L			03/26/26 11:09	1
Sulfate	<0.77		1.0	0.77	mg/L			03/26/26 11:09	1

Lab Sample ID: LCS 705-123475/1001 — **Client Sample ID: Lab Control Sample**
Matrix: Water — **Prep Type: Total/NA**
Analysis Batch: 123475

Analyte	Spike Added	LCS Result	LCS Qualifier	Unit	D	%Rec	%Rec Limits
Chloride	10.0	10.3		mg/L		103	90 - 110
Fluoride	5.00	4.73		mg/L		95	90 - 110
Sulfate	25.0	24.5		mg/L		98	90 - 110

Lab Sample ID: 705-61621-D-8 MS — **Client Sample ID: Matrix Spike**
Matrix: Water — **Prep Type: Total/NA**
Analysis Batch: 123475

Analyte	Sample Result	Sample Qualifier	Spike Added	MS Result	MS Qualifier	Unit	D	%Rec	%Rec Limits
Chloride	8.6		10.0	18.0		mg/L		93	90 - 110
Fluoride	0.17	J F1	5.00	4.57	F1	mg/L		88	90 - 110
Sulfate	8.4		25.0	32.1		mg/L		95	90 - 110

Lab Sample ID: 705-61621-D-8 MSD — **Client Sample ID: Matrix Spike Duplicate**
Matrix: Water — **Prep Type: Total/NA**
Analysis Batch: 123475

Analyte	Sample Result	Sample Qualifier	Spike Added	MSD Result	MSD Qualifier	Unit	D	%Rec	%Rec Limits	RPD	RPD Limit
Chloride	8.6		10.0	18.1		mg/L		94	90 - 110	1	20
Fluoride	0.17	J F1	5.00	4.63	F1	mg/L		89	90 - 110	1	20
Sulfate	8.4		25.0	32.3		mg/L		96	90 - 110	1	20

QC Association Summary

Client: Arcadis US Inc
Project/Site: GP Plant McIntosh

Job ID: 705-61307-2

HPLC/IC

Analysis Batch: 122349

Lab Sample ID	Client Sample ID	Prep Type	Matrix	Method	Prep Batch
705-61307-1	Reactor 1	Total/NA	Water	300.0	
705-61307-2	Reactor 2	Total/NA	Water	300.0	
705-61307-3	Reactor 3	Total/NA	Water	300.0	
705-61307-4	Reactor 4	Total/NA	Water	300.0	
705-61307-5	Reactor 5	Total/NA	Water	300.0	
705-61307-6	Reactor 6	Total/NA	Water	300.0	
705-61307-7	Reactor 7	Total/NA	Water	300.0	
705-61307-8	Reactor 8	Total/NA	Water	300.0	
705-61307-9	Reactor 11	Total/NA	Water	300.0	
705-61307-10	Reactor 12	Total/NA	Water	300.0	
705-61307-11	Reactor 15	Total/NA	Water	300.0	
705-61307-12	Reactor 16	Total/NA	Water	300.0	
705-61307-13	Reactor 17	Total/NA	Water	300.0	
705-61307-14	Reactor 18	Total/NA	Water	300.0	
MB 705-122349/131	Method Blank	Total/NA	Water	300.0	
LCS 705-122349/132	Lab Control Sample	Total/NA	Water	300.0	
705-61307-1 MS	Reactor 1	Total/NA	Water	300.0	
705-61307-1 MSD	Reactor 1	Total/NA	Water	300.0	

Analysis Batch: 122774

Lab Sample ID	Client Sample ID	Prep Type	Matrix	Method	Prep Batch
705-61307-3	Reactor 3	Total/NA	Water	300.0	
705-61307-4	Reactor 4	Total/NA	Water	300.0	
705-61307-9	Reactor 11	Total/NA	Water	300.0	
705-61307-10	Reactor 12	Total/NA	Water	300.0	
MB 705-122774/75	Method Blank	Total/NA	Water	300.0	
LCS 705-122774/76	Lab Control Sample	Total/NA	Water	300.0	
705-61587-D-23 MS	Matrix Spike	Total/NA	Water	300.0	
705-61587-D-23 MSD	Matrix Spike Duplicate	Total/NA	Water	300.0	

Analysis Batch: 123270

Lab Sample ID	Client Sample ID	Prep Type	Matrix	Method	Prep Batch
705-61307-5	Reactor 5	Total/NA	Water	300.0	
705-61307-6	Reactor 6	Total/NA	Water	300.0	
705-61307-11	Reactor 15	Total/NA	Water	300.0	
705-61307-12	Reactor 16	Total/NA	Water	300.0	
705-61307-15	Reactor 21	Total/NA	Water	300.0	
705-61307-15	Reactor 21	Total/NA	Water	300.0	
705-61307-16	Reactor 22	Total/NA	Water	300.0	
705-61307-16	Reactor 22	Total/NA	Water	300.0	
705-61307-17	Reactor 25	Total/NA	Water	300.0	
705-61307-18	Reactor 26	Total/NA	Water	300.0	
MB 705-123270/3	Method Blank	Total/NA	Water	300.0	
LCS 705-123270/4	Lab Control Sample	Total/NA	Water	300.0	
705-61552-A-7 MS	Matrix Spike	Total/NA	Water	300.0	
705-61552-A-7 MSD	Matrix Spike Duplicate	Total/NA	Water	300.0	

Analysis Batch: 123475

Lab Sample ID	Client Sample ID	Prep Type	Matrix	Method	Prep Batch
705-61307-17	Reactor 25	Total/NA	Water	300.0	
705-61307-18	Reactor 26	Total/NA	Water	300.0	

HPLC/IC (Continued)

Analysis Batch: 123475 (Continued)

Lab Sample ID	Client Sample ID	Prep Type	Matrix	Method	Prep Batch
MB 705-123475/1002	Method Blank	Total/NA	Water	300.0	
LCS 705-123475/1001	Lab Control Sample	Total/NA	Water	300.0	
705-61621-D-8 MS	Matrix Spike	Total/NA	Water	300.0	
705-61621-D-8 MSD	Matrix Spike Duplicate	Total/NA	Water	300.0	

Accreditation/Certification Summary

Client: Arcadis US Inc
Project/Site: GP Plant McIntosh

Job ID: 705-61307-2

Laboratory: Eurofins Atlanta

The accreditations/certifications listed below are applicable to this report.

Authority	Program	Identification Number	Expiration Date
Florida	NELAP	E87582	06-30-26
Georgia	State	E87582	06-30-26

eurofins | Environment Testing

ANALYTICAL REPORT

PREPARED FOR

Attn: Andy Baumeister
Arcadis US Inc
4915 Prospectus Drive
Suite G
Durham, North Carolina 27713

Generated 4/11/2026 10:41:41 AM

JOB DESCRIPTION

GP Plant McIntosh

JOB NUMBER

705-62445-1

Eurofins Atlanta
3080 Presidential Dr
Atlanta GA 30340

See page two for job notes and contact information.

my EOL

Eurofins Atlanta

Job Notes

The test results in this report relate only to the samples as received by the laboratory and will meet all requirements of the methodology, with any exceptions noted. This report shall not be reproduced except in full, without the express written approval of the laboratory. All questions should be directed to the Eurofins Environment Testing Southeast, LLC Project Manager.

Authorization

Generated
4/11/2026 10:41:41 AM

Authorized for release by
David Fuller, Project Manager
David.Fuller@et.eurofinsus.com
(770)344-8986

Table of Contents

Cover Page 1
Table of Contents 3
Sample Summary 4
Chain of Custody 5
Receipt Checklists 6
Definitions/Glossary 7
Case Narrative 8
Detection Summary 9
Client Sample Results 12
Method Summary 17
Lab Chronicle 18
QC Sample Results 20
QC Association Summary 26
Certification Summary 28

Sample Summary

Client: Arcadis US Inc
Project/Site: GP Plant McIntosh

Job ID: 705-62445-1

Lab Sample ID	Client Sample ID	Matrix	Collected	Received	Sample Origin
705-62445-1	Reactor 9	Water	03/31/26 14:20	04/01/26 09:42	Georgia (St)
705-62445-2	Reactor 10	Water	03/31/26 14:30	04/01/26 09:42	Georgia (St)
705-62445-3	Reactor 13	Water	03/31/26 14:40	04/01/26 09:42	Georgia (St)
705-62445-4	Reactor 14	Water	03/31/26 14:50	04/01/26 09:42	Georgia (St)
705-62445-5	Reactor 19	Water	03/31/26 15:00	04/01/26 09:42	Georgia (St)
705-62445-6	Reactor 20	Water	03/31/26 15:10	04/01/26 09:42	Georgia (St)
705-62445-7	Reactor 23	Water	03/31/26 15:20	04/01/26 09:42	Georgia (St)
705-62445-8	Reactor 24	Water	03/31/26 15:30	04/01/26 09:42	Georgia (St)

ARCADIS

CHAIN OF CUSTODY & LABORATORY ANALYSIS REQUEST FORM

LAB REFERENCE NUMBER: TALS# 70505860

Page 1 of 1

705-62445 COC

PROJECT NUMBER	PROJECT NAME	SAMPLE ORIGIN
30250944 task 2B	GP McIntosh	McIntosh, GA

SEND RESULTS TO: Andy Baumeister **EMAIL ADDRESS:** andrew.baumeister@arcadis.com **TELEPHONE:** +1 919 328-5597

SAMPLERS: Tessa Davis

REQUESTED ANALYSES

SAMPLE ID	DATE	TIME	MATRIX	COMPOSITE / GRAB	QUANTITY	1	2	3	4	5	6	7	8	9	10	11	12	13	14	15	REMARKS
Reactor 9	3/31/26	14:20	Aq	Comp	2	X	X														Field filtered
Reactor 10	3/31/26	14:30	Aq	Comp	2	X	X														Field filtered
Reactor 13	3/31/26	14:40	Aq	Comp	2	X	X														Field filtered
Reactor 14	3/31/26	14:50	Aq	Comp	2	X	X														Field filtered
Reactor 19	3/31/26	15:00	Aq	Comp	2	X	X														Field filtered
Reactor 20	3/31/26	15:10	Aq	Comp	2	X	X														Field filtered
Reactor 23	3/31/26	15:20	Aq	Comp	2	X	X														Field filtered
Reactor 24	3/31/26	15:30	Aq	Comp	2	X	X														Field filtered

	Requested Analyses	Container	Pres.
1	Metals by 6010D	250mL HDPE	HNO3
2	Anions by 300.0	250mL HDPE	None
3			
4			
5			
6			
7			
8			
9			
10			
11			
12			
13			
14			
15			

Special Instructions/Comments:

Metals list (6010): Appendix IV, Ca, Mg, na, K, Al, Fe, Mn

Anions list (300.0): Chloride, Sulfate, Fluoride

Samples regulated by USDA for domestic quarantine

☐ Special QA/QC Instructions

☐ USDA Regulated

☐ Packed with Ice

Laboratory Information for Login - USE TALS PROJECT 70505860 (MUST BE AN EET-ATL (705) JOB FOR INVOICING)

Lab Name: Eurofins Atlanta

Lab Project Manager: David Fuller

David.Fuller@ET.EurofinsUS.com / 770-344-8986

Turnaround Requirements:

☐ Custody seal intact

☐ Samples intact

Shipping Tracking #:

Cooler Temp:

Relinquished by:	DATE	TIME	Received by:	DATE	TIME
Jessica Davis	03/31/26	16:00	[signature]	4/2/26	9:42
Relinquished by:	**DATE**	**TIME**	**Received by:**	**DATE**	**TIME**

Q.4° #2665

Login Sample Receipt Checklist

Client: Arcadis US Inc

Job Number: 705-62445-1

Login Number: 62445
List Number: 1
Creator: Sims, Christion

List Source: Eurofins Atlanta

Question	Answer	Comment
The cooler's custody seal, if present, is intact.	True	
The cooler does not appear to have been compromised or tampered with.	True	
Samples were received on ice.	True	
Cooler Temperature is acceptable.	True	
Cooler Temperature is recorded.	True	
COC present.	True	
COC is filled out in ink and legible.	True	
COC is filled out with all pertinent information.	True	
Sample custody seals, if present, are intact.	True	
Sample collection date/times are provided.	True	
The samples do not appear to have been compromised or tampered with.	True	
Containers are not broken or leaking.	True	
There are no discrepancies between the containers received and the COC.	True	
Sample containers have legible labels.	True	
Appropriate sample containers were rec'd and sufficient volume for all analyses.	True	
Samples are received within Holding Time (excluding tests with immediate HTs).	True	
Containers requiring zero headspace have no headspace or bubble is <6mm (1/4").	True	
Is there sufficient air space in bottle for bacteriological analysis.	N/A	

Qualifiers

HPLC/IC

Qualifier	Qualifier Description
F1	MS and/or MSD recovery exceeds control limits.
J	Result is less than the RL but greater than or equal to the MDL and the concentration is an approximate value.

Metals

Qualifier	Qualifier Description
^+	Continuing Calibration Verification (CCV) is outside acceptance limits, high biased.
B	Compound was found in the blank and sample.
J	Result is less than the RL but greater than or equal to the MDL and the concentration is an approximate value.

Glossary

Abbreviation	These commonly used abbreviations may or may not be present in this report.
☼	Listed under the "D" column to designate that the result is reported on a dry weight basis
%R	Percent Recovery
CFL	Contains Free Liquid
CFU	Colony Forming Unit
CNF	Contains No Free Liquid
DER	Duplicate Error Ratio (normalized absolute difference)
Dil Fac	Dilution Factor
DL	Detection Limit (DoD/DOE)
DL, RA, RE, IN	Indicates a Dilution, Re-analysis, Re-extraction, or additional Initial metals/anion analysis of the sample
DLC	Decision Level Concentration (Radiochemistry)
EDL	Estimated Detection Limit (Dioxin)
LOD	Limit of Detection (DoD/DOE)
LOQ	Limit of Quantitation (DoD/DOE)
MCL	EPA recommended "Maximum Contaminant Level"
MDA	Minimum Detectable Activity (Radiochemistry)
MDC	Minimum Detectable Concentration (Radiochemistry)
MDL	Method Detection Limit
ML	Minimum Level (Dioxin)
MPN	Most Probable Number
MQL	Method Quantitation Limit
NC	Not Calculated
ND	Not Detected at the reporting limit (or MDL or EDL if shown)
NEG	Negative / Absent
POS	Positive / Present
PQL	Practical Quantitation Limit
PRES	Presumptive
QC	Quality Control
RER	Relative Error Ratio (Radiochemistry)
RL	Reporting Limit or Requested Limit (Radiochemistry)
RPD	Relative Percent Difference, a measure of the relative difference between two points
TEF	Toxicity Equivalent Factor (Dioxin)
TEQ	Toxicity Equivalent Quotient (Dioxin)
TNTC	Too Numerous To Count

Job Narrative
705-62445-1

The analytical test results presented in this report meet all requirements of the associated regulatory program listed on the Accreditation/Certification Summary Page, unless otherwise noted. Data qualifiers and/or narrative comments are included to explain any exceptions, if applicable. Regulated compliance samples (e.g. SDWA, NPDES) must comply with associated agency requirements/permits.

- Matrix-specific batch QC (e.g., MS, MSD, SD) may not be reported when insufficient sample volume is available or when site-specific QC samples are not submitted. In such cases, a Laboratory Control Sample Duplicate (LCSD) may be analyzed to provide precision data for the batch.
- For samples analyzed using surrogate and/or isotope dilution analytes, any recoveries falling outside of established acceptance criteria are re-prepared and/or re-analyzed to confirm results, unless the deviation is due to sample dilution or otherwise explained in the case narrative.

Receipt
The samples were received on 4/1/2026 9:42 AM. Unless otherwise noted below, the samples arrived in good condition, and, where required, properly preserved and on ice. The temperature of the cooler at receipt time was 0.4°C.

HPLC/IC
Method 300.0: The matrix spike / matrix spike duplicate (MS/MSD) recoveries and precision for analytical batch 705-125669 were outside control limits. Sample matrix interference and/or non-homogeneity are suspected because the associated laboratory control sample / laboratory sample control duplicate (LCS/LCSD) precision was within acceptance limits.

Method 300.0: The matrix spike / matrix spike duplicate (MS/MSD) recoveries for analytical batch 705-125270 were outside control limits for one or more analytes. See QC Sample Results for detail. Sample matrix interference and/or non-homogeneity are suspected because the associated laboratory control sample (LCS) recovery is within acceptance limits.

Method 300.0: The following samples were diluted due to the nature of the sample matrix: Reactor 13 (705-62445-3), (705-62445-B-3 MS) and (705-62445-B-3 MSD). Because of this dilution, the surrogate spike and matrix spike concentration in the sample was reduced to a level where the recovery calculation does not provide useful information.

No additional analytical or quality issues were noted, other than those described above or in the Definitions/ Glossary page.

Metals
Method 6010D - Dissolved: The method blank for analytical batch 705-126283 contained Sodium, Dissolved above the method detection limit. This target analyte concentration was less than the reporting limit (RL) in the method blank; therefore, re-extraction and/or re-analysis of samples was not performed.

Method 6010D - Dissolved: The method blank for preparation batch 705-126145 and analytical batch 705-126190 contained Sodium, Dissolved above the method detection limit. This target analyte concentration was less than the reporting limit (RL) in the method blank; therefore, re-extraction and/or re-analysis of samples was not performed.

Method 6010D - Dissolved: The method blank for preparation batch 705-126702 and analytical batch 705-127066 contained Sodium, Dissolved above the method detection limit. This target analyte concentration was less than the reporting limit (RL) in the method blank; therefore, re-extraction and/or re-analysis of samples was not performed.

Method 6010D - Dissolved: The continuing calibration verification (CCV) associated with batch 705-126190 recovered above the upper control limit for Potassium, Dissolved. The samples associated with this CCV were non-detects or batch QC for the affected analytes; therefore, the data have been reported. The associated samples are:(CCV 705-126190/37), (LCS 705-126145/2-A), (MB 705-126145/1-A), (705-62760-G-1 MS) and (705-62760-G-1 MSD).

Method 6010D - Dissolved: The continuing calibration blank (CCB) for analytical batch 705-126190 contained Potassium, Dissolved above the reporting limit (RL) as noted with the ^2 qualifier flag. All reported samples associated with this CCB were either ND for this analyte or contained this analyte at a concentration greater than 10X the value found in the CCB or were batch QC; therefore, re-analysis of samples was not performed.

No additional analytical or quality issues were noted, other than those described above or in the Definitions/ Glossary page.

Detection Summary

Client: Arcadis US Inc
Project/Site: GP Plant McIntosh

Job ID: 705-62445-1

Client Sample ID: Reactor 9 — Lab Sample ID: 705-62445-1

Analyte	Result	Qualifier	RL	MDL	Unit	Dil Fac	D	Method	Prep Type
Chloride	15	F1	1.0	0.98	mg/L	1		300.0	Total/NA
Fluoride	0.16	J	0.20	0.081	mg/L	1		300.0	Total/NA
Sulfate	8.0		1.0	0.77	mg/L	1		300.0	Total/NA
Aluminum, Dissolved	0.13	J	0.20	0.063	mg/L	1		6010D	Dissolved
Barium, Dissolved	0.042		0.020	0.0035	mg/L	1		6010D	Dissolved
Calcium, Dissolved	2.5		0.10	0.038	mg/L	1		6010D	Dissolved
Cobalt, Dissolved	0.0033	J	0.020	0.0015	mg/L	1		6010D	Dissolved
Magnesium, Dissolved	1.5		0.10	0.036	mg/L	1		6010D	Dissolved
Manganese, Dissolved	0.023		0.015	0.0013	mg/L	1		6010D	Dissolved
Potassium, Dissolved	1.6		0.50	0.32	mg/L	1		6010D	Dissolved
Sodium, Dissolved	5.4	B	1.0	0.039	mg/L	1		6010D	Dissolved

Client Sample ID: Reactor 10 — Lab Sample ID: 705-62445-2

Analyte	Result	Qualifier	RL	MDL	Unit	Dil Fac	D	Method	Prep Type
Chloride	15		1.0	0.98	mg/L	1		300.0	Total/NA
Fluoride	0.35		0.20	0.081	mg/L	1		300.0	Total/NA
Sulfate	1.2		1.0	0.77	mg/L	1		300.0	Total/NA
Calcium, Dissolved	4.8		0.10	0.038	mg/L	1		6010D	Dissolved
Chromium, Dissolved	0.0066	J	0.010	0.0038	mg/L	1		6010D	Dissolved
Magnesium, Dissolved	0.34		0.10	0.036	mg/L	1		6010D	Dissolved
Potassium, Dissolved	1.5		0.50	0.32	mg/L	1		6010D	Dissolved
Sodium, Dissolved	5.0	B	1.0	0.039	mg/L	1		6010D	Dissolved

Client Sample ID: Reactor 13 — Lab Sample ID: 705-62445-3

Analyte	Result	Qualifier	RL	MDL	Unit	Dil Fac	D	Method	Prep Type
Chloride	8.8	F1	1.0	0.98	mg/L	1		300.0	Total/NA
Fluoride	0.69	F1	0.20	0.081	mg/L	1		300.0	Total/NA
Sulfate	410	F1	10	7.7	mg/L	10		300.0	Total/NA
Aluminum, Dissolved	6.3		0.20	0.063	mg/L	1		6010D	Dissolved
Barium, Dissolved	0.10		0.020	0.0035	mg/L	1		6010D	Dissolved
Calcium, Dissolved	87		0.10	0.038	mg/L	1		6010D	Dissolved
Cobalt, Dissolved	0.011	J	0.020	0.0015	mg/L	1		6010D	Dissolved
Iron, Dissolved	0.086	J	0.10	0.035	mg/L	1		6010D	Dissolved
Lead, Dissolved	0.0067	J	0.010	0.0061	mg/L	1		6010D	Dissolved
Lithium, Dissolved	0.0041	J	0.020	0.0037	mg/L	1		6010D	Dissolved
Magnesium, Dissolved	19		0.10	0.036	mg/L	1		6010D	Dissolved
Manganese, Dissolved	0.11		0.015	0.0013	mg/L	1		6010D	Dissolved
Potassium, Dissolved	10		0.50	0.32	mg/L	1		6010D	Dissolved
Sodium, Dissolved	45	B	1.0	0.039	mg/L	1		6010D	Dissolved

Client Sample ID: Reactor 14 — Lab Sample ID: 705-62445-4

Analyte	Result	Qualifier	RL	MDL	Unit	Dil Fac	D	Method	Prep Type
Chloride	9.0		1.0	0.98	mg/L	1		300.0	Total/NA
Fluoride	0.20		0.20	0.081	mg/L	1		300.0	Total/NA
Sulfate	380		10	7.7	mg/L	10		300.0	Total/NA
Barium, Dissolved	0.019	J	0.020	0.0035	mg/L	1		6010D	Dissolved
Calcium, Dissolved	110		0.10	0.038	mg/L	1		6010D	Dissolved
Chromium, Dissolved	0.0044	J	0.010	0.0038	mg/L	1		6010D	Dissolved
Magnesium, Dissolved	17		0.10	0.036	mg/L	1		6010D	Dissolved

This Detection Summary does not include radiochemical test results.

Client Sample ID: Reactor 14 (Continued) — Lab Sample ID: 705-62445-4

Analyte	Result	Qualifier	RL	MDL	Unit	Dil Fac	D	Method	Prep Type
Potassium, Dissolved	10		0.50	0.32	mg/L	1		6010D	Dissolved
Sodium, Dissolved	45	B	1.0	0.039	mg/L	1		6010D	Dissolved

Client Sample ID: Reactor 19 — Lab Sample ID: 705-62445-5

Analyte	Result	Qualifier	RL	MDL	Unit	Dil Fac	D	Method	Prep Type
Chloride	15		1.0	0.98	mg/L	1		300.0	Total/NA
Fluoride	0.14	J	0.20	0.081	mg/L	1		300.0	Total/NA
Aluminum, Dissolved	0.29		0.20	0.063	mg/L	1		6010D	Dissolved
Barium, Dissolved	0.0081	J	0.020	0.0035	mg/L	1		6010D	Dissolved
Calcium, Dissolved	4.4		0.10	0.038	mg/L	1		6010D	Dissolved
Iron, Dissolved	0.27		0.10	0.035	mg/L	1		6010D	Dissolved
Lithium, Dissolved	0.0090	J	0.020	0.0037	mg/L	1		6010D	Dissolved
Magnesium, Dissolved	0.79		0.10	0.036	mg/L	1		6010D	Dissolved
Manganese, Dissolved	0.0051	J	0.015	0.0013	mg/L	1		6010D	Dissolved
Potassium, Dissolved	1.7		0.50	0.32	mg/L	1		6010D	Dissolved
Sodium, Dissolved	4.3	B	1.0	0.039	mg/L	1		6010D	Dissolved

Client Sample ID: Reactor 20 — Lab Sample ID: 705-62445-6

Analyte	Result	Qualifier	RL	MDL	Unit	Dil Fac	D	Method	Prep Type
Chloride	15		1.0	0.98	mg/L	1		300.0	Total/NA
Fluoride	0.20		0.20	0.081	mg/L	1		300.0	Total/NA
Sulfate	2.8		1.0	0.77	mg/L	1		300.0	Total/NA
Barium, Dissolved	0.0059	J	0.020	0.0035	mg/L	1		6010D	Dissolved
Calcium, Dissolved	3.8		0.10	0.038	mg/L	1		6010D	Dissolved
Cobalt, Dissolved	0.0026	J	0.020	0.0015	mg/L	1		6010D	Dissolved
Lithium, Dissolved	0.0047	J	0.020	0.0037	mg/L	1		6010D	Dissolved
Magnesium, Dissolved	0.70		0.10	0.036	mg/L	1		6010D	Dissolved
Manganese, Dissolved	0.038		0.015	0.0013	mg/L	1		6010D	Dissolved
Potassium, Dissolved	1.5		0.50	0.32	mg/L	1		6010D	Dissolved
Sodium, Dissolved	5.0	B	1.0	0.039	mg/L	1		6010D	Dissolved

Client Sample ID: Reactor 23 — Lab Sample ID: 705-62445-7

Analyte	Result	Qualifier	RL	MDL	Unit	Dil Fac	D	Method	Prep Type
Chloride	9.2		1.0	0.98	mg/L	1		300.0	Total/NA
Fluoride	0.14	J	0.20	0.081	mg/L	1		300.0	Total/NA
Sulfate	410		10	7.7	mg/L	10		300.0	Total/NA
Barium, Dissolved	0.15		0.020	0.0035	mg/L	1		6010D	Dissolved
Calcium, Dissolved	110		0.10	0.038	mg/L	1		6010D	Dissolved
Lithium, Dissolved	0.018	J	0.020	0.0037	mg/L	1		6010D	Dissolved
Magnesium, Dissolved	19		0.10	0.036	mg/L	1		6010D	Dissolved
Manganese, Dissolved	0.098		0.015	0.0013	mg/L	1		6010D	Dissolved
Potassium, Dissolved	9.9		0.50	0.32	mg/L	1		6010D	Dissolved
Sodium, Dissolved	43	B	1.0	0.039	mg/L	1		6010D	Dissolved

Client Sample ID: Reactor 24 — Lab Sample ID: 705-62445-8

Analyte	Result	Qualifier	RL	MDL	Unit	Dil Fac	D	Method	Prep Type
Chloride	8.9		1.0	0.98	mg/L	1		300.0	Total/NA
Fluoride	0.17	J	0.20	0.081	mg/L	1		300.0	Total/NA
Sulfate	390		10	7.7	mg/L	10		300.0	Total/NA

This Detection Summary does not include radiochemical test results.

Detection Summary

Client: Arcadis US Inc
Project/Site: GP Plant McIntosh

Job ID: 705-62445-1

Client Sample ID: Reactor 24 (Continued)

Lab Sample ID: 705-62445-8

Analyte	Result	Qualifier	RL	MDL	Unit	Dil Fac	D	Method	Prep Type
Barium, Dissolved	0.075		0.020	0.0035	mg/L	1		6010D	Dissolved
Cadmium, Dissolved	0.0014	J	0.0050	0.00080	mg/L	1		6010D	Dissolved
Calcium, Dissolved	110		0.10	0.038	mg/L	1		6010D	Dissolved
Cobalt, Dissolved	0.0047	J	0.020	0.0015	mg/L	1		6010D	Dissolved
Lithium, Dissolved	0.0078	J	0.020	0.0037	mg/L	1		6010D	Dissolved
Magnesium, Dissolved	18		0.10	0.036	mg/L	1		6010D	Dissolved
Manganese, Dissolved	0.23		0.015	0.0013	mg/L	1		6010D	Dissolved
Potassium, Dissolved	10		0.50	0.32	mg/L	1		6010D	Dissolved
Sodium, Dissolved	45	B	1.0	0.039	mg/L	1		6010D	Dissolved

This Detection Summary does not include radiochemical test results.

Client Sample Results

Client: Arcadis US Inc
Project/Site: GP Plant McIntosh

Job ID: 705-62445-1

Client Sample ID: Reactor 9

Lab Sample ID: 705-62445-1
Date Collected: 03/31/26 14:20
Matrix: Water
Date Received: 04/01/26 09:42

Method: EPA 300.0 - Anions, Ion Chromatography

Analyte	Result	Qualifier	RL	MDL	Unit	D	Prepared	Analyzed	Dil Fac
Chloride	**15**	**F1**	1.0	0.98	mg/L			04/02/26 19:17	1
Fluoride	**0.16**	**J**	0.20	0.081	mg/L			04/03/26 15:39	1
Sulfate	**8.0**		1.0	0.77	mg/L			04/02/26 19:17	1

Method: SW846 6010D - Metals (ICP) - Dissolved

Analyte	Result	Qualifier	RL	MDL	Unit	D	Prepared	Analyzed	Dil Fac
Aluminum, Dissolved	**0.13**	**J**	0.20	0.063	mg/L			04/06/26 16:56	1
Antimony, Dissolved	<0.0075		0.020	0.0075	mg/L			04/06/26 16:56	1
Arsenic, Dissolved	<0.0099		0.050	0.0099	mg/L			04/06/26 16:56	1
Barium, Dissolved	**0.042**		0.020	0.0035	mg/L			04/06/26 16:56	1
Beryllium, Dissolved	<0.0014		0.010	0.0014	mg/L			04/06/26 16:56	1
Cadmium, Dissolved	<0.00080		0.0050	0.00080	mg/L			04/06/26 16:56	1
Calcium, Dissolved	**2.5**		0.10	0.038	mg/L			04/06/26 16:56	1
Chromium, Dissolved	<0.0038		0.010	0.0038	mg/L			04/06/26 16:56	1
Cobalt, Dissolved	**0.0033**	**J**	0.020	0.0015	mg/L			04/06/26 16:56	1
Iron, Dissolved	<0.035		0.10	0.035	mg/L			04/06/26 16:56	1
Lead, Dissolved	<0.0061		0.010	0.0061	mg/L			04/06/26 16:56	1
Lithium, Dissolved	<0.0037		0.020	0.0037	mg/L			04/06/26 16:56	1
Magnesium, Dissolved	**1.5**		0.10	0.036	mg/L			04/06/26 16:56	1
Manganese, Dissolved	**0.023**		0.015	0.0013	mg/L			04/06/26 16:56	1
Molybdenum, Dissolved	<0.0092		0.050	0.0092	mg/L			04/06/26 16:56	1
Potassium, Dissolved	**1.6**		0.50	0.32	mg/L			04/06/26 16:56	1
Selenium, Dissolved	<0.011		0.020	0.011	mg/L			04/06/26 16:56	1
Sodium, Dissolved	**5.4**	**B**	1.0	0.039	mg/L			04/06/26 16:56	1
Thallium, Dissolved	<0.015		0.020	0.015	mg/L			04/06/26 16:56	1

Client Sample ID: Reactor 10

Lab Sample ID: 705-62445-2
Date Collected: 03/31/26 14:30
Matrix: Water
Date Received: 04/01/26 09:42

Method: EPA 300.0 - Anions, Ion Chromatography

Analyte	Result	Qualifier	RL	MDL	Unit	D	Prepared	Analyzed	Dil Fac
Chloride	**15**		1.0	0.98	mg/L			04/04/26 04:27	1
Fluoride	**0.35**		0.20	0.081	mg/L			04/04/26 04:27	1
Sulfate	**1.2**		1.0	0.77	mg/L			04/04/26 04:27	1

Method: SW846 6010D - Metals (ICP) - Dissolved

Analyte	Result	Qualifier	RL	MDL	Unit	D	Prepared	Analyzed	Dil Fac
Aluminum, Dissolved	<0.063		0.20	0.063	mg/L			04/09/26 10:35	1
Antimony, Dissolved	<0.0075		0.020	0.0075	mg/L			04/09/26 10:35	1
Arsenic, Dissolved	<0.0099		0.050	0.0099	mg/L			04/09/26 10:35	1
Barium, Dissolved	<0.0035		0.020	0.0035	mg/L			04/09/26 10:35	1
Beryllium, Dissolved	<0.0014		0.010	0.0014	mg/L			04/09/26 10:35	1
Cadmium, Dissolved	<0.00080		0.0050	0.00080	mg/L			04/09/26 10:35	1
Calcium, Dissolved	**4.8**		0.10	0.038	mg/L			04/09/26 10:35	1
Chromium, Dissolved	**0.0066**	**J**	0.010	0.0038	mg/L			04/09/26 10:35	1
Cobalt, Dissolved	<0.0015		0.020	0.0015	mg/L			04/09/26 10:35	1
Iron, Dissolved	<0.035		0.10	0.035	mg/L			04/09/26 10:35	1
Lead, Dissolved	<0.0061		0.010	0.0061	mg/L			04/09/26 10:35	1
Lithium, Dissolved	<0.0037		0.020	0.0037	mg/L			04/09/26 10:35	1

Client Sample ID: Reactor 10

Lab Sample ID: 705-62445-2

Date Collected: 03/31/26 14:30

Matrix: Water

Date Received: 04/01/26 09:42

Method: SW846 6010D - Metals (ICP) - Dissolved (Continued)

Analyte	Result	Qualifier	RL	MDL	Unit	D	Prepared	Analyzed	Dil Fac
Magnesium, Dissolved	0.34		0.10	0.036	mg/L			04/09/26 10:35	1
Manganese, Dissolved	<0.0013		0.015	0.0013	mg/L			04/09/26 10:35	1
Molybdenum, Dissolved	<0.0092		0.050	0.0092	mg/L			04/09/26 10:35	1
Potassium, Dissolved	1.5		0.50	0.32	mg/L			04/09/26 10:35	1
Selenium, Dissolved	<0.011		0.020	0.011	mg/L			04/09/26 10:35	1
Sodium, Dissolved	5.0	B	1.0	0.039	mg/L			04/09/26 10:35	1
Thallium, Dissolved	<0.015		0.020	0.015	mg/L			04/09/26 10:35	1

Client Sample ID: Reactor 13

Lab Sample ID: 705-62445-3

Date Collected: 03/31/26 14:40

Matrix: Water

Date Received: 04/01/26 09:42

Method: EPA 300.0 - Anions, Ion Chromatography

Analyte	Result	Qualifier	RL	MDL	Unit	D	Prepared	Analyzed	Dil Fac
Chloride	8.8	F1	1.0	0.98	mg/L			04/04/26 02:22	1
Fluoride	0.69	F1	0.20	0.081	mg/L			04/04/26 02:22	1
Sulfate	410	F1	10	7.7	mg/L			04/04/26 14:29	10

Method: SW846 6010D - Metals (ICP) - Dissolved

Analyte	Result	Qualifier	RL	MDL	Unit	D	Prepared	Analyzed	Dil Fac
Aluminum, Dissolved	6.3		0.20	0.063	mg/L			04/09/26 10:43	1
Antimony, Dissolved	<0.0075		0.020	0.0075	mg/L			04/09/26 10:43	1
Arsenic, Dissolved	<0.0099		0.050	0.0099	mg/L			04/09/26 10:43	1
Barium, Dissolved	0.10		0.020	0.0035	mg/L			04/09/26 10:43	1
Beryllium, Dissolved	<0.0014		0.010	0.0014	mg/L			04/09/26 10:43	1
Cadmium, Dissolved	<0.00080		0.0050	0.00080	mg/L			04/09/26 10:43	1
Calcium, Dissolved	87		0.10	0.038	mg/L			04/09/26 10:43	1
Chromium, Dissolved	<0.0038		0.010	0.0038	mg/L			04/09/26 10:43	1
Cobalt, Dissolved	0.011	J	0.020	0.0015	mg/L			04/09/26 10:43	1
Iron, Dissolved	0.086	J	0.10	0.035	mg/L			04/09/26 10:43	1
Lead, Dissolved	0.0067	J	0.010	0.0061	mg/L			04/09/26 10:43	1
Lithium, Dissolved	0.0041	J	0.020	0.0037	mg/L			04/09/26 10:43	1
Magnesium, Dissolved	19		0.10	0.036	mg/L			04/09/26 10:43	1
Manganese, Dissolved	0.11		0.015	0.0013	mg/L			04/09/26 10:43	1
Molybdenum, Dissolved	<0.0092		0.050	0.0092	mg/L			04/09/26 10:43	1
Potassium, Dissolved	10		0.50	0.32	mg/L			04/09/26 10:43	1
Selenium, Dissolved	<0.011		0.020	0.011	mg/L			04/09/26 10:43	1
Sodium, Dissolved	45	B	1.0	0.039	mg/L			04/09/26 10:43	1
Thallium, Dissolved	<0.015		0.020	0.015	mg/L			04/09/26 10:43	1

Client Sample ID: Reactor 14

Lab Sample ID: 705-62445-4

Date Collected: 03/31/26 14:50

Matrix: Water

Date Received: 04/01/26 09:42

Method: EPA 300.0 - Anions, Ion Chromatography

Analyte	Result	Qualifier	RL	MDL	Unit	D	Prepared	Analyzed	Dil Fac
Chloride	9.0		1.0	0.98	mg/L			04/04/26 04:38	1
Fluoride	0.20		0.20	0.081	mg/L			04/04/26 04:38	1
Sulfate	380		10	7.7	mg/L			04/04/26 16:00	10

Client Sample Results

Client: Arcadis US Inc
Project/Site: GP Plant McIntosh

Job ID: 705-62445-1

Client Sample ID: Reactor 14

Lab Sample ID: 705-62445-4
Date Collected: 03/31/26 14:50
Matrix: Water
Date Received: 04/01/26 09:42

Method: SW846 6010D - Metals (ICP) - Dissolved

Analyte	Result	Qualifier	RL	MDL	Unit	D	Prepared	Analyzed	Dil Fac
Aluminum, Dissolved	<0.063		0.20	0.063	mg/L			04/09/26 10:46	1
Antimony, Dissolved	<0.0075		0.020	0.0075	mg/L			04/09/26 10:46	1
Arsenic, Dissolved	<0.0099		0.050	0.0099	mg/L			04/09/26 10:46	1
Barium, Dissolved	**0.019**	**J**	0.020	0.0035	mg/L			04/09/26 10:46	1
Beryllium, Dissolved	<0.0014		0.010	0.0014	mg/L			04/09/26 10:46	1
Cadmium, Dissolved	<0.00080		0.0050	0.00080	mg/L			04/09/26 10:46	1
Calcium, Dissolved	**110**		0.10	0.038	mg/L			04/09/26 10:46	1
Chromium, Dissolved	**0.0044**	**J**	0.010	0.0038	mg/L			04/09/26 10:46	1
Cobalt, Dissolved	<0.0015		0.020	0.0015	mg/L			04/09/26 10:46	1
Iron, Dissolved	<0.035		0.10	0.035	mg/L			04/09/26 10:46	1
Lead, Dissolved	<0.0061		0.010	0.0061	mg/L			04/09/26 10:46	1
Lithium, Dissolved	<0.0037		0.020	0.0037	mg/L			04/09/26 10:46	1
Magnesium, Dissolved	**17**		0.10	0.036	mg/L			04/09/26 10:46	1
Manganese, Dissolved	<0.0013		0.015	0.0013	mg/L			04/09/26 10:46	1
Molybdenum, Dissolved	<0.0092		0.050	0.0092	mg/L			04/09/26 10:46	1
Potassium, Dissolved	**10**		0.50	0.32	mg/L			04/09/26 10:46	1
Selenium, Dissolved	<0.011		0.020	0.011	mg/L			04/09/26 10:46	1
Sodium, Dissolved	**45**	**B**	1.0	0.039	mg/L			04/09/26 10:46	1
Thallium, Dissolved	<0.015		0.020	0.015	mg/L			04/09/26 10:46	1

Client Sample ID: Reactor 19

Lab Sample ID: 705-62445-5
Date Collected: 03/31/26 15:00
Matrix: Water
Date Received: 04/01/26 09:42

Method: EPA 300.0 - Anions, Ion Chromatography

Analyte	Result	Qualifier	RL	MDL	Unit	D	Prepared	Analyzed	Dil Fac
Chloride	**15**		1.0	0.98	mg/L			04/04/26 04:50	1
Fluoride	**0.14**	**J**	0.20	0.081	mg/L			04/04/26 04:50	1
Sulfate	<0.77		1.0	0.77	mg/L			04/04/26 04:50	1

Method: SW846 6010D - Metals (ICP) - Dissolved

Analyte	Result	Qualifier	RL	MDL	Unit	D	Prepared	Analyzed	Dil Fac
Aluminum, Dissolved	**0.29**		0.20	0.063	mg/L			04/09/26 10:49	1
Antimony, Dissolved	<0.0075		0.020	0.0075	mg/L			04/09/26 10:49	1
Arsenic, Dissolved	<0.0099		0.050	0.0099	mg/L			04/09/26 10:49	1
Barium, Dissolved	**0.0081**	**J**	0.020	0.0035	mg/L			04/09/26 10:49	1
Beryllium, Dissolved	<0.0014		0.010	0.0014	mg/L			04/09/26 10:49	1
Cadmium, Dissolved	<0.00080		0.0050	0.00080	mg/L			04/09/26 10:49	1
Calcium, Dissolved	**4.4**		0.10	0.038	mg/L			04/09/26 10:49	1
Chromium, Dissolved	<0.0038		0.010	0.0038	mg/L			04/09/26 10:49	1
Cobalt, Dissolved	<0.0015		0.020	0.0015	mg/L			04/09/26 10:49	1
Iron, Dissolved	**0.27**		0.10	0.035	mg/L			04/09/26 10:49	1
Lead, Dissolved	<0.0061		0.010	0.0061	mg/L			04/09/26 10:49	1
Lithium, Dissolved	**0.0090**	**J**	0.020	0.0037	mg/L			04/09/26 10:49	1
Magnesium, Dissolved	**0.79**		0.10	0.036	mg/L			04/09/26 10:49	1
Manganese, Dissolved	**0.0051**	**J**	0.015	0.0013	mg/L			04/09/26 10:49	1
Molybdenum, Dissolved	<0.0092		0.050	0.0092	mg/L			04/09/26 10:49	1
Potassium, Dissolved	**1.7**		0.50	0.32	mg/L			04/09/26 10:49	1
Selenium, Dissolved	<0.011		0.020	0.011	mg/L			04/09/26 10:49	1
Sodium, Dissolved	**4.3**	**B**	1.0	0.039	mg/L			04/09/26 10:49	1

Client Sample ID: Reactor 19

Lab Sample ID: 705-62445-5
Date Collected: 03/31/26 15:00
Matrix: Water
Date Received: 04/01/26 09:42

Method: SW846 6010D - Metals (ICP) - Dissolved (Continued)

Analyte	Result	Qualifier	RL	MDL	Unit	D	Prepared	Analyzed	Dil Fac
Thallium, Dissolved	<0.015		0.020	0.015	mg/L			04/09/26 10:49	1

Client Sample ID: Reactor 20

Lab Sample ID: 705-62445-6
Date Collected: 03/31/26 15:10
Matrix: Water
Date Received: 04/01/26 09:42

Method: EPA 300.0 - Anions, Ion Chromatography

Analyte	Result	Qualifier	RL	MDL	Unit	D	Prepared	Analyzed	Dil Fac
Chloride	**15**		1.0	0.98	mg/L			04/04/26 05:01	1
Fluoride	**0.20**		0.20	0.081	mg/L			04/04/26 05:01	1
Sulfate	**2.8**		1.0	0.77	mg/L			04/04/26 05:01	1

Method: SW846 6010D - Metals (ICP) - Dissolved

Analyte	Result	Qualifier	RL	MDL	Unit	D	Prepared	Analyzed	Dil Fac
Aluminum, Dissolved	<0.063		0.20	0.063	mg/L			04/09/26 10:52	1
Antimony, Dissolved	<0.0075		0.020	0.0075	mg/L			04/09/26 10:52	1
Arsenic, Dissolved	<0.0099		0.050	0.0099	mg/L			04/09/26 10:52	1
Barium, Dissolved	**0.0059**	**J**	0.020	0.0035	mg/L			04/09/26 10:52	1
Beryllium, Dissolved	<0.0014		0.010	0.0014	mg/L			04/09/26 10:52	1
Cadmium, Dissolved	<0.00080		0.0050	0.00080	mg/L			04/09/26 10:52	1
Calcium, Dissolved	**3.8**		0.10	0.038	mg/L			04/09/26 10:52	1
Chromium, Dissolved	<0.0038		0.010	0.0038	mg/L			04/09/26 10:52	1
Cobalt, Dissolved	**0.0026**	**J**	0.020	0.0015	mg/L			04/09/26 10:52	1
Iron, Dissolved	<0.035		0.10	0.035	mg/L			04/09/26 10:52	1
Lead, Dissolved	<0.0061		0.010	0.0061	mg/L			04/09/26 10:52	1
Lithium, Dissolved	**0.0047**	**J**	0.020	0.0037	mg/L			04/09/26 10:52	1
Magnesium, Dissolved	**0.70**		0.10	0.036	mg/L			04/09/26 10:52	1
Manganese, Dissolved	**0.038**		0.015	0.0013	mg/L			04/09/26 10:52	1
Molybdenum, Dissolved	<0.0092		0.050	0.0092	mg/L			04/09/26 10:52	1
Potassium, Dissolved	**1.5**		0.50	0.32	mg/L			04/09/26 10:52	1
Selenium, Dissolved	<0.011		0.020	0.011	mg/L			04/09/26 10:52	1
Sodium, Dissolved	**5.0**	**B**	1.0	0.039	mg/L			04/09/26 10:52	1
Thallium, Dissolved	<0.015		0.020	0.015	mg/L			04/09/26 10:52	1

Client Sample ID: Reactor 23

Lab Sample ID: 705-62445-7
Date Collected: 03/31/26 15:20
Matrix: Water
Date Received: 04/01/26 09:42

Method: EPA 300.0 - Anions, Ion Chromatography

Analyte	Result	Qualifier	RL	MDL	Unit	D	Prepared	Analyzed	Dil Fac
Chloride	**9.2**		1.0	0.98	mg/L			04/04/26 05:12	1
Fluoride	**0.14**	**J**	0.20	0.081	mg/L			04/04/26 05:12	1
Sulfate	**410**		10	7.7	mg/L			04/04/26 16:11	10

Method: SW846 6010D - Metals (ICP) - Dissolved

Analyte	Result	Qualifier	RL	MDL	Unit	D	Prepared	Analyzed	Dil Fac
Aluminum, Dissolved	<0.063		0.20	0.063	mg/L			04/09/26 10:55	1
Antimony, Dissolved	<0.0075		0.020	0.0075	mg/L			04/09/26 10:55	1
Arsenic, Dissolved	<0.0099		0.050	0.0099	mg/L			04/09/26 10:55	1
Barium, Dissolved	**0.15**		0.020	0.0035	mg/L			04/09/26 10:55	1
Beryllium, Dissolved	<0.0014		0.010	0.0014	mg/L			04/09/26 10:55	1

Client Sample ID: Reactor 23

Lab Sample ID: 705-62445-7

Date Collected: 03/31/26 15:20
Matrix: Water
Date Received: 04/01/26 09:42

Method: SW846 6010D - Metals (ICP) - Dissolved (Continued)

Analyte	Result	Qualifier	RL	MDL	Unit	D	Prepared	Analyzed	Dil Fac
Cadmium, Dissolved	<0.00080		0.0050	0.00080	mg/L			04/09/26 10:55	1
Calcium, Dissolved	**110**		0.10	0.038	mg/L			04/09/26 10:55	1
Chromium, Dissolved	<0.0038		0.010	0.0038	mg/L			04/09/26 10:55	1
Cobalt, Dissolved	<0.0015		0.020	0.0015	mg/L			04/09/26 10:55	1
Iron, Dissolved	<0.035		0.10	0.035	mg/L			04/09/26 10:55	1
Lead, Dissolved	<0.0061		0.010	0.0061	mg/L			04/09/26 10:55	1
Lithium, Dissolved	**0.018**	**J**	0.020	0.0037	mg/L			04/09/26 10:55	1
Magnesium, Dissolved	**19**		0.10	0.036	mg/L			04/09/26 10:55	1
Manganese, Dissolved	**0.098**		0.015	0.0013	mg/L			04/09/26 10:55	1
Molybdenum, Dissolved	<0.0092		0.050	0.0092	mg/L			04/09/26 10:55	1
Potassium, Dissolved	**9.9**		0.50	0.32	mg/L			04/09/26 10:55	1
Selenium, Dissolved	<0.011		0.020	0.011	mg/L			04/09/26 10:55	1
Sodium, Dissolved	**43**	**B**	1.0	0.039	mg/L			04/09/26 10:55	1
Thallium, Dissolved	<0.015		0.020	0.015	mg/L			04/09/26 10:55	1

Client Sample ID: Reactor 24

Lab Sample ID: 705-62445-8

Date Collected: 03/31/26 15:30
Matrix: Water
Date Received: 04/01/26 09:42

Method: EPA 300.0 - Anions, Ion Chromatography

Analyte	Result	Qualifier	RL	MDL	Unit	D	Prepared	Analyzed	Dil Fac
Chloride	**8.9**		1.0	0.98	mg/L			04/04/26 05:24	1
Fluoride	**0.17**	**J**	0.20	0.081	mg/L			04/04/26 05:24	1
Sulfate	**390**		10	7.7	mg/L			04/04/26 16:23	10

Method: SW846 6010D - Metals (ICP) - Dissolved

Analyte	Result	Qualifier	RL	MDL	Unit	D	Prepared	Analyzed	Dil Fac
Aluminum, Dissolved	<0.063		0.20	0.063	mg/L			04/09/26 10:58	1
Antimony, Dissolved	<0.0075		0.020	0.0075	mg/L			04/09/26 10:58	1
Arsenic, Dissolved	<0.0099		0.050	0.0099	mg/L			04/09/26 10:58	1
Barium, Dissolved	**0.075**		0.020	0.0035	mg/L			04/09/26 10:58	1
Beryllium, Dissolved	<0.0014		0.010	0.0014	mg/L			04/09/26 10:58	1
Cadmium, Dissolved	**0.0014**	**J**	0.0050	0.00080	mg/L			04/09/26 10:58	1
Calcium, Dissolved	**110**		0.10	0.038	mg/L			04/09/26 10:58	1
Chromium, Dissolved	<0.0038		0.010	0.0038	mg/L			04/09/26 10:58	1
Cobalt, Dissolved	**0.0047**	**J**	0.020	0.0015	mg/L			04/09/26 10:58	1
Iron, Dissolved	<0.035		0.10	0.035	mg/L			04/09/26 10:58	1
Lead, Dissolved	<0.0061		0.010	0.0061	mg/L			04/09/26 10:58	1
Lithium, Dissolved	**0.0078**	**J**	0.020	0.0037	mg/L			04/09/26 10:58	1
Magnesium, Dissolved	**18**		0.10	0.036	mg/L			04/09/26 10:58	1
Manganese, Dissolved	**0.23**		0.015	0.0013	mg/L			04/09/26 10:58	1
Molybdenum, Dissolved	<0.0092		0.050	0.0092	mg/L			04/09/26 10:58	1
Potassium, Dissolved	**10**		0.50	0.32	mg/L			04/09/26 10:58	1
Selenium, Dissolved	<0.011		0.020	0.011	mg/L			04/09/26 10:58	1
Sodium, Dissolved	**45**	**B**	1.0	0.039	mg/L			04/09/26 10:58	1
Thallium, Dissolved	<0.015		0.020	0.015	mg/L			04/09/26 10:58	1

Method Summary

Client: Arcadis US Inc
Project/Site: GP Plant McIntosh

Job ID: 705-62445-1

Method	Method Description	Protocol	Laboratory
300.0	Anions, Ion Chromatography	EPA	EET ATL
6010D	Metals (ICP)	SW846	EET ATL

Protocol References:

EPA = US Environmental Protection Agency

SW846 = "Test Methods For Evaluating Solid Waste, Physical/Chemical Methods", Third Edition, November 1986 And Its Updates.

Laboratory References:

EET ATL = Eurofins Atlanta, 3080 Presidential Dr, Atlanta, GA 30340, TEL (770)457-8177

Lab Chronicle

Client: Arcadis US Inc
Project/Site: GP Plant McIntosh

Job ID: 705-62445-1

Client Sample ID: Reactor 9

Lab Sample ID: 705-62445-1
Date Collected: 03/31/26 14:20
Matrix: Water
Date Received: 04/01/26 09:42

Prep Type	Batch Type	Batch Method	Run	Dil Factor	Initial Amount	Final Amount	Batch Number	Prepared or Analyzed	Analyst	Lab
Total/NA	Analysis	300.0		1	0 mL	0 mL	125669	04/03/26 15:39	MS	EET ATL
Total/NA	Analysis	300.0		1			125270	04/02/26 19:17	MS	EET ATL 2
Dissolved	Analysis	6010D		1			126283	04/06/26 16:56	DS	EET ATL

Client Sample ID: Reactor 10

Lab Sample ID: 705-62445-2
Date Collected: 03/31/26 14:30
Matrix: Water
Date Received: 04/01/26 09:42

Prep Type	Batch Type	Batch Method	Run	Dil Factor	Initial Amount	Final Amount	Batch Number	Prepared or Analyzed	Analyst	Lab
Total/NA	Analysis	300.0		1	0 mL	0 mL	125669	04/04/26 04:27	MS	EET ATL
Dissolved	Analysis	6010D		1			127066	04/09/26 10:35	DS	EET ATL

Client Sample ID: Reactor 13

Lab Sample ID: 705-62445-3
Date Collected: 03/31/26 14:40
Matrix: Water
Date Received: 04/01/26 09:42

Prep Type	Batch Type	Batch Method	Run	Dil Factor	Initial Amount	Final Amount	Batch Number	Prepared or Analyzed	Analyst	Lab
Total/NA	Analysis	300.0		1	0 mL	0 mL	125669	04/04/26 02:22	MS	EET ATL
Total/NA	Analysis	300.0		10	0 mL	0 mL	125669	04/04/26 14:29	MS	EET ATL
Dissolved	Analysis	6010D		1			127066	04/09/26 10:43	DS	EET ATL

Client Sample ID: Reactor 14

Lab Sample ID: 705-62445-4
Date Collected: 03/31/26 14:50
Matrix: Water
Date Received: 04/01/26 09:42

Prep Type	Batch Type	Batch Method	Run	Dil Factor	Initial Amount	Final Amount	Batch Number	Prepared or Analyzed	Analyst	Lab
Total/NA	Analysis	300.0		1	0 mL	0 mL	125669	04/04/26 04:38	MS	EET ATL
Total/NA	Analysis	300.0		10	0 mL	0 mL	125669	04/04/26 16:00	MS	EET ATL
Dissolved	Analysis	6010D		1			127066	04/09/26 10:46	DS	EET ATL

Client Sample ID: Reactor 19

Lab Sample ID: 705-62445-5
Date Collected: 03/31/26 15:00
Matrix: Water
Date Received: 04/01/26 09:42

Prep Type	Batch Type	Batch Method	Run	Dil Factor	Initial Amount	Final Amount	Batch Number	Prepared or Analyzed	Analyst	Lab
Total/NA	Analysis	300.0		1	0 mL	0 mL	125669	04/04/26 04:50	MS	EET ATL
Dissolved	Analysis	6010D		1			127066	04/09/26 10:49	DS	EET ATL

Client Sample ID: Reactor 20

Lab Sample ID: 705-62445-6
Date Collected: 03/31/26 15:10
Matrix: Water
Date Received: 04/01/26 09:42

Prep Type	Batch Type	Batch Method	Run	Dil Factor	Initial Amount	Final Amount	Batch Number	Prepared or Analyzed	Analyst	Lab
Total/NA	Analysis	300.0		1	0 mL	0 mL	125669	04/04/26 05:01	MS	EET ATL
Dissolved	Analysis	6010D		1			127066	04/09/26 10:52	DS	EET ATL

Lab Chronicle

Client: Arcadis US Inc
Project/Site: GP Plant McIntosh

Job ID: 705-62445-1

Client Sample ID: Reactor 23

Lab Sample ID: 705-62445-7

Date Collected: 03/31/26 15:20
Date Received: 04/01/26 09:42

Matrix: Water

Prep Type	Batch Type	Batch Method	Run	Dil Factor	Initial Amount	Final Amount	Batch Number	Prepared or Analyzed	Analyst	Lab
Total/NA	Analysis	300.0		1	0 mL	0 mL	125669	04/04/26 05:12	MS	EET ATL
Total/NA	Analysis	300.0		10	0 mL	0 mL	125669	04/04/26 16:11	MS	EET ATL
Dissolved	Analysis	6010D		1			127066	04/09/26 10:55	DS	EET ATL

Client Sample ID: Reactor 24

Lab Sample ID: 705-62445-8

Date Collected: 03/31/26 15:30
Date Received: 04/01/26 09:42

Matrix: Water

Prep Type	Batch Type	Batch Method	Run	Dil Factor	Initial Amount	Final Amount	Batch Number	Prepared or Analyzed	Analyst	Lab
Total/NA	Analysis	300.0		1	0 mL	0 mL	125669	04/04/26 05:24	MS	EET ATL
Total/NA	Analysis	300.0		10	0 mL	0 mL	125669	04/04/26 16:23	MS	EET ATL
Dissolved	Analysis	6010D		1			127066	04/09/26 10:58	DS	EET ATL

Laboratory References:

EET ATL = Eurofins Atlanta, 3080 Presidential Dr, Atlanta, GA 30340, TEL (770)457-8177

Method: 300.0 - Anions, Ion Chromatography

Lab Sample ID: MB 705-125270/129 — **Client Sample ID: Method Blank**
Matrix: Water — **Prep Type: Total/NA**
Analysis Batch: 125270

Analyte	MB Result	MB Qualifier	RL	MDL	Unit	D	Prepared	Analyzed	Dil Fac
Chloride	<0.98		1.0	0.98	mg/L			04/02/26 18:54	1
Sulfate	<0.77		1.0	0.77	mg/L			04/02/26 18:54	1

Lab Sample ID: LCS 705-125270/130 — **Client Sample ID: Lab Control Sample**
Matrix: Water — **Prep Type: Total/NA**
Analysis Batch: 125270

Analyte	Spike Added	LCS Result	LCS Qualifier	Unit	D	%Rec	%Rec Limits
Chloride	10.0	9.97		mg/L		100	90 - 110
Sulfate	25.0	24.3		mg/L		97	90 - 110

Lab Sample ID: 705-62445-1 MS — **Client Sample ID: Reactor 9**
Matrix: Water — **Prep Type: Total/NA**
Analysis Batch: 125270

Analyte	Sample Result	Sample Qualifier	Spike Added	MS Result	MS Qualifier	Unit	D	%Rec	%Rec Limits
Chloride	15	F1	10.0	24.2	F1	mg/L		87	90 - 110
Sulfate	8.0		25.0	33.0		mg/L		100	90 - 110

Lab Sample ID: 705-62445-1 MSD — **Client Sample ID: Reactor 9**
Matrix: Water — **Prep Type: Total/NA**
Analysis Batch: 125270

Analyte	Sample Result	Sample Qualifier	Spike Added	MSD Result	MSD Qualifier	Unit	D	%Rec	%Rec Limits	RPD	RPD Limit
Chloride	15	F1	10.0	24.3	F1	mg/L		88	90 - 110	1	20
Sulfate	8.0		25.0	33.2		mg/L		101	90 - 110	1	20

Lab Sample ID: MB 705-125669/92 — **Client Sample ID: Method Blank**
Matrix: Water — **Prep Type: Total/NA**
Analysis Batch: 125669

Analyte	MB Result	MB Qualifier	RL	MDL	Unit	D	Prepared	Analyzed	Dil Fac
Chloride	<0.98		1.0	0.98	mg/L			04/04/26 01:59	1
Fluoride	<0.081		0.20	0.081	mg/L			04/04/26 01:59	1
Sulfate	<0.77		1.0	0.77	mg/L			04/04/26 01:59	1

Lab Sample ID: LCS 705-125669/93 — **Client Sample ID: Lab Control Sample**
Matrix: Water — **Prep Type: Total/NA**
Analysis Batch: 125669

Analyte	Spike Added	LCS Result	LCS Qualifier	Unit	D	%Rec	%Rec Limits
Chloride	10.0	9.65		mg/L		96	90 - 110
Fluoride	5.00	4.78		mg/L		96	90 - 110
Sulfate	25.0	22.5		mg/L		90	90 - 110

Method: 300.0 - Anions, Ion Chromatography (Continued)

Lab Sample ID: 705-62445-3 MS — **Client Sample ID: Reactor 13**
Matrix: Water — **Prep Type: Total/NA**
Analysis Batch: 125669

Analyte	Sample Result	Sample Qualifier	Spike Added	MS Result	MS Qualifier	Unit	D	%Rec	%Rec Limits		
Chloride	8.8	F1	10.0	18.0		mg/L		92	90 - 110		
Fluoride	0.69	F1	5.00	5.06	F1	mg/L		87	90 - 110		

Lab Sample ID: 705-62445-3 MS — **Client Sample ID: Reactor 13**
Matrix: Water — **Prep Type: Total/NA**
Analysis Batch: 125669

Analyte	Sample Result	Sample Qualifier	Spike Added	MS Result	MS Qualifier	Unit	D	%Rec	%Rec Limits		
Sulfate	410	F1	250	378	F1	mg/L		-11	90 - 110		

Lab Sample ID: 705-62445-3 MSD — **Client Sample ID: Reactor 13**
Matrix: Water — **Prep Type: Total/NA**
Analysis Batch: 125669

Analyte	Sample Result	Sample Qualifier	Spike Added	MSD Result	MSD Qualifier	Unit	D	%Rec	%Rec Limits	RPD	RPD Limit
Chloride	8.8	F1	10.0	17.7	F1	mg/L		89	90 - 110	2	20
Fluoride	0.69	F1	5.00	4.99	F1	mg/L		86	90 - 110	1	20

Lab Sample ID: 705-62445-3 MSD — **Client Sample ID: Reactor 13**
Matrix: Water — **Prep Type: Total/NA**
Analysis Batch: 125669

Analyte	Sample Result	Sample Qualifier	Spike Added	MSD Result	MSD Qualifier	Unit	D	%Rec	%Rec Limits	RPD	RPD Limit
Sulfate	410	F1	250	374	F1	mg/L		-12	90 - 110	1	20

Method: 6010D - Metals (ICP)

Lab Sample ID: MB 705-126145/1-A — **Client Sample ID: Method Blank**
Matrix: Water — **Prep Type: Dissolved**
Analysis Batch: 126190

Analyte	MB Result	MB Qualifier	RL	MDL	Unit	D	Prepared	Analyzed	Dil Fac
Aluminum, Dissolved	<0.063		0.20	0.063	mg/L			04/06/26 14:18	1
Antimony, Dissolved	<0.0075		0.020	0.0075	mg/L			04/06/26 14:18	1
Arsenic, Dissolved	<0.0099		0.050	0.0099	mg/L			04/06/26 14:18	1
Barium, Dissolved	<0.0035		0.020	0.0035	mg/L			04/06/26 14:18	1
Beryllium, Dissolved	<0.0014		0.010	0.0014	mg/L			04/06/26 14:18	1
Cadmium, Dissolved	<0.00080		0.0050	0.00080	mg/L			04/06/26 14:18	1
Calcium, Dissolved	<0.038		0.10	0.038	mg/L			04/06/26 14:18	1
Chromium, Dissolved	<0.0038		0.010	0.0038	mg/L			04/06/26 14:18	1
Cobalt, Dissolved	<0.0015		0.020	0.0015	mg/L			04/06/26 14:18	1
Iron, Dissolved	<0.035		0.10	0.035	mg/L			04/06/26 14:18	1
Lead, Dissolved	<0.0061		0.010	0.0061	mg/L			04/06/26 14:18	1
Lithium, Dissolved	<0.0037		0.020	0.0037	mg/L			04/06/26 14:18	1
Magnesium, Dissolved	<0.036		0.10	0.036	mg/L			04/06/26 14:18	1
Manganese, Dissolved	<0.0013		0.015	0.0013	mg/L			04/06/26 14:18	1
Molybdenum, Dissolved	<0.0092		0.050	0.0092	mg/L			04/06/26 14:18	1
Potassium, Dissolved	<0.32		0.50	0.32	mg/L			04/06/26 14:18	1
Selenium, Dissolved	<0.011		0.020	0.011	mg/L			04/06/26 14:18	1
Sodium, Dissolved	0.157	J	1.0	0.039	mg/L			04/06/26 14:18	1

Method: 6010D - Metals (ICP) (Continued)

Lab Sample ID: MB 705-126145/1-A — **Client Sample ID: Method Blank**
Matrix: Water — **Prep Type: Dissolved**
Analysis Batch: 126190

Analyte	MB Result	MB Qualifier	RL	MDL	Unit	D	Prepared	Analyzed	Dil Fac
Thallium, Dissolved	<0.015		0.020	0.015	mg/L			04/06/26 14:18	1

Lab Sample ID: LCS 705-126145/2-A — **Client Sample ID: Lab Control Sample**
Matrix: Water — **Prep Type: Dissolved**
Analysis Batch: 126190

Analyte	Spike Added	LCS Result	LCS Qualifier	Unit	D	%Rec	%Rec Limits
Aluminum, Dissolved	10.0	10.1		mg/L		101	80 - 120
Antimony, Dissolved	1.00	1.08		mg/L		108	80 - 120
Arsenic, Dissolved	1.00	1.08		mg/L		108	80 - 120
Barium, Dissolved	1.00	1.05		mg/L		105	80 - 120
Beryllium, Dissolved	1.00	1.02		mg/L		102	80 - 120
Cadmium, Dissolved	1.00	1.04		mg/L		104	80 - 120
Calcium, Dissolved	10.0	9.77		mg/L		98	80 - 120
Chromium, Dissolved	1.00	1.03		mg/L		103	80 - 120
Cobalt, Dissolved	1.00	1.07		mg/L		107	80 - 120
Iron, Dissolved	10.0	10.6		mg/L		106	80 - 120
Lead, Dissolved	1.00	0.995		mg/L		100	80 - 120
Lithium, Dissolved	1.00	0.915		mg/L		91	80 - 120
Magnesium, Dissolved	10.0	10.4		mg/L		104	80 - 120
Manganese, Dissolved	1.00	1.05		mg/L		105	80 - 120
Molybdenum, Dissolved	1.00	1.02		mg/L		102	80 - 120
Potassium, Dissolved	10.0	9.33	^+	mg/L		93	80 - 120
Selenium, Dissolved	1.00	1.02		mg/L		102	80 - 120
Sodium, Dissolved	10.0	10.5		mg/L		105	80 - 120
Thallium, Dissolved	1.00	1.07		mg/L		107	80 - 120

Lab Sample ID: 705-62760-G-1 MS — **Client Sample ID: Matrix Spike**
Matrix: Water — **Prep Type: Dissolved**
Analysis Batch: 126190

Analyte	Sample Result	Sample Qualifier	Spike Added	MS Result	MS Qualifier	Unit	D	%Rec	%Rec Limits
Aluminum, Dissolved	<0.063		10.0	10.2		mg/L		102	75 - 125
Antimony, Dissolved	0.0088	J	1.00	1.05		mg/L		104	75 - 125
Arsenic, Dissolved	<0.0099		1.00	1.06		mg/L		106	75 - 125
Barium, Dissolved	0.015	J	1.00	1.02		mg/L		101	75 - 125
Beryllium, Dissolved	0.0016	J	1.00	1.00		mg/L		100	75 - 125
Cadmium, Dissolved	0.0031	J	1.00	1.02		mg/L		102	75 - 125
Calcium, Dissolved	8.4		10.0	17.6		mg/L		92	75 - 125
Chromium, Dissolved	<0.0038		1.00	1.00		mg/L		100	75 - 125
Cobalt, Dissolved	0.0040	J	1.00	1.04		mg/L		104	75 - 125
Iron, Dissolved	0.74		10.0	10.9		mg/L		102	75 - 125
Lead, Dissolved	<0.0061		1.00	0.960		mg/L		96	75 - 125
Lithium, Dissolved	<0.0037		1.00	1.03		mg/L		103	75 - 125
Magnesium, Dissolved	2.7		10.0	12.5		mg/L		99	75 - 125
Manganese, Dissolved	2.7		1.00	3.55		mg/L		84	75 - 125
Molybdenum, Dissolved	0.011	J	1.00	0.997		mg/L		99	75 - 125
Potassium, Dissolved	4.5	^+ ^2	10.0	14.1	^+	mg/L		96	75 - 125
Selenium, Dissolved	0.011	J	1.00	1.03		mg/L		102	75 - 125

Method: 6010D - Metals (ICP) (Continued)

Lab Sample ID: 705-62760-G-1 MS
Matrix: Water
Analysis Batch: 126190

Client Sample ID: Matrix Spike
Prep Type: Dissolved

Analyte	Sample Result	Sample Qualifier	Spike Added	MS Result	MS Qualifier	Unit	D	%Rec	%Rec Limits
Sodium, Dissolved	40	B	10.0	49.0		mg/L		92	75 - 125
Thallium, Dissolved	<0.015		1.00	1.05		mg/L		105	75 - 125

Lab Sample ID: 705-62760-G-1 MSD
Matrix: Water
Analysis Batch: 126190

Client Sample ID: Matrix Spike Duplicate
Prep Type: Dissolved

Analyte	Sample Result	Sample Qualifier	Spike Added	MSD Result	MSD Qualifier	Unit	D	%Rec	%Rec Limits	RPD	RPD Limit
Aluminum, Dissolved	<0.063		10.0	10.2		mg/L		102	75 - 125	1	20
Antimony, Dissolved	0.0088	J	1.00	1.06		mg/L		105	75 - 125	1	20
Arsenic, Dissolved	<0.0099		1.00	1.06		mg/L		106	75 - 125	0	20
Barium, Dissolved	0.015	J	1.00	1.03		mg/L		101	75 - 125	0	20
Beryllium, Dissolved	0.0016	J	1.00	1.01		mg/L		100	75 - 125	0	20
Cadmium, Dissolved	0.0031	J	1.00	1.03		mg/L		103	75 - 125	1	20
Calcium, Dissolved	8.4		10.0	17.6		mg/L		93	75 - 125	0	20
Chromium, Dissolved	<0.0038		1.00	1.01		mg/L		101	75 - 125	1	20
Cobalt, Dissolved	0.0040	J	1.00	1.05		mg/L		104	75 - 125	1	20
Iron, Dissolved	0.74		10.0	11.0		mg/L		102	75 - 125	1	20
Lead, Dissolved	<0.0061		1.00	0.969		mg/L		97	75 - 125	1	20
Lithium, Dissolved	<0.0037		1.00	1.04		mg/L		104	75 - 125	1	20
Magnesium, Dissolved	2.7		10.0	12.6		mg/L		99	75 - 125	0	20
Manganese, Dissolved	2.7		1.00	3.55		mg/L		84	75 - 125	0	20
Molybdenum, Dissolved	0.011	J	1.00	1.02		mg/L		101	75 - 125	3	20
Potassium, Dissolved	4.5	^+ ^2	10.0	14.2	^+	mg/L		97	75 - 125	0	20
Selenium, Dissolved	0.011	J	1.00	1.04		mg/L		103	75 - 125	1	20
Sodium, Dissolved	40	B	10.0	48.8		mg/L		90	75 - 125	0	20
Thallium, Dissolved	<0.015		1.00	1.06		mg/L		106	75 - 125	0	20

Lab Sample ID: MB 705-126702/1-A
Matrix: Water
Analysis Batch: 127066

Client Sample ID: Method Blank
Prep Type: Dissolved

Analyte	MB Result	MB Qualifier	RL	MDL	Unit	D	Prepared	Analyzed	Dil Fac
Aluminum, Dissolved	<0.063		0.20	0.063	mg/L			04/09/26 10:11	1
Antimony, Dissolved	<0.0075		0.020	0.0075	mg/L			04/09/26 10:11	1
Arsenic, Dissolved	<0.0099		0.050	0.0099	mg/L			04/09/26 10:11	1
Barium, Dissolved	<0.0035		0.020	0.0035	mg/L			04/09/26 10:11	1
Beryllium, Dissolved	<0.0014		0.010	0.0014	mg/L			04/09/26 10:11	1
Cadmium, Dissolved	<0.00080		0.0050	0.00080	mg/L			04/09/26 10:11	1
Calcium, Dissolved	<0.038		0.10	0.038	mg/L			04/09/26 10:11	1
Chromium, Dissolved	<0.0038		0.010	0.0038	mg/L			04/09/26 10:11	1
Cobalt, Dissolved	<0.0015		0.020	0.0015	mg/L			04/09/26 10:11	1
Iron, Dissolved	<0.035		0.10	0.035	mg/L			04/09/26 10:11	1
Lead, Dissolved	<0.0061		0.010	0.0061	mg/L			04/09/26 10:11	1
Lithium, Dissolved	<0.0037		0.020	0.0037	mg/L			04/09/26 10:11	1
Magnesium, Dissolved	<0.036		0.10	0.036	mg/L			04/09/26 10:11	1
Manganese, Dissolved	<0.0013		0.015	0.0013	mg/L			04/09/26 10:11	1
Molybdenum, Dissolved	<0.0092		0.050	0.0092	mg/L			04/09/26 10:11	1
Potassium, Dissolved	<0.32		0.50	0.32	mg/L			04/09/26 10:11	1

Method: 6010D - Metals (ICP) (Continued)

Lab Sample ID: MB 705-126702/1-A — **Client Sample ID: Method Blank**
Matrix: Water — **Prep Type: Dissolved**
Analysis Batch: 127066

Analyte	MB Result	MB Qualifier	RL	MDL	Unit	D	Prepared	Analyzed	Dil Fac
Selenium, Dissolved	<0.011		0.020	0.011	mg/L			04/09/26 10:11	1
Sodium, Dissolved	0.0912	J	1.0	0.039	mg/L			04/09/26 10:11	1
Thallium, Dissolved	<0.015		0.020	0.015	mg/L			04/09/26 10:11	1

Lab Sample ID: LCS 705-126702/2-A — **Client Sample ID: Lab Control Sample**
Matrix: Water — **Prep Type: Dissolved**
Analysis Batch: 127066

Analyte	Spike Added	LCS Result	LCS Qualifier	Unit	D	%Rec	%Rec Limits
Aluminum, Dissolved	10.0	10.0		mg/L		100	80 - 120
Antimony, Dissolved	1.00	1.01		mg/L		101	80 - 120
Arsenic, Dissolved	1.00	0.982		mg/L		98	80 - 120
Barium, Dissolved	1.00	0.999		mg/L		100	80 - 120
Beryllium, Dissolved	1.00	0.981		mg/L		98	80 - 120
Cadmium, Dissolved	1.00	0.998		mg/L		100	80 - 120
Calcium, Dissolved	10.0	10.0		mg/L		100	80 - 120
Chromium, Dissolved	1.00	1.00		mg/L		100	80 - 120
Cobalt, Dissolved	1.00	1.00		mg/L		100	80 - 120
Iron, Dissolved	10.0	9.94		mg/L		99	80 - 120
Lead, Dissolved	1.00	1.02		mg/L		102	80 - 120
Lithium, Dissolved	1.00	0.917		mg/L		92	80 - 120
Magnesium, Dissolved	10.0	10.0		mg/L		100	80 - 120
Manganese, Dissolved	1.00	1.01		mg/L		101	80 - 120
Molybdenum, Dissolved	1.00	0.930		mg/L		93	80 - 120
Potassium, Dissolved	10.0	9.72		mg/L		97	80 - 120
Selenium, Dissolved	1.00	0.976		mg/L		98	80 - 120
Sodium, Dissolved	10.0	9.65		mg/L		97	80 - 120
Thallium, Dissolved	1.00	1.01		mg/L		101	80 - 120

Lab Sample ID: 680-270248-C-1-B MS — **Client Sample ID: Matrix Spike**
Matrix: Water — **Prep Type: Dissolved**
Analysis Batch: 127066

Analyte	Sample Result	Sample Qualifier	Spike Added	MS Result	MS Qualifier	Unit	D	%Rec	%Rec Limits
Aluminum, Dissolved	0.16	J	10.0	10.6		mg/L		104	75 - 125
Antimony, Dissolved	<0.0075		1.00	1.05		mg/L		105	75 - 125
Arsenic, Dissolved	<0.0099		1.00	1.03		mg/L		103	75 - 125
Barium, Dissolved	0.022		1.00	1.05		mg/L		103	75 - 125
Beryllium, Dissolved	<0.0014		1.00	1.02		mg/L		102	75 - 125
Cadmium, Dissolved	<0.00080		1.00	1.03		mg/L		103	75 - 125
Calcium, Dissolved	8.5		10.0	18.5		mg/L		100	75 - 125
Chromium, Dissolved	<0.0038		1.00	1.04		mg/L		104	75 - 125
Cobalt, Dissolved	<0.0015		1.00	1.05		mg/L		105	75 - 125
Iron, Dissolved	0.28		10.0	10.5		mg/L		103	75 - 125
Lead, Dissolved	<0.0061		1.00	1.05		mg/L		105	75 - 125
Lithium, Dissolved	<0.0037		1.00	0.974		mg/L		97	75 - 125
Magnesium, Dissolved	1.3		10.0	11.7		mg/L		103	75 - 125
Manganese, Dissolved	0.068		1.00	1.10		mg/L		104	75 - 125
Molybdenum, Dissolved	0.023	J	1.00	0.981		mg/L		96	75 - 125

Method: 6010D - Metals (ICP) (Continued)

Lab Sample ID: 680-270248-C-1-B MS — **Client Sample ID: Matrix Spike**
Matrix: Water — **Prep Type: Dissolved**
Analysis Batch: 127066

Analyte	Sample Result	Sample Qualifier	Spike Added	MS Result	MS Qualifier	Unit	D	%Rec	%Rec Limits
Potassium, Dissolved	2.0		10.0	12.2		mg/L		101	75 - 125
Selenium, Dissolved	0.016	J ^2	1.00	1.03		mg/L		102	75 - 125
Sodium, Dissolved	1.7	B	10.0	11.6		mg/L		100	75 - 125
Thallium, Dissolved	<0.015		1.00	1.05		mg/L		105	75 - 125

Lab Sample ID: 680-270248-C-1-C MSD — **Client Sample ID: Matrix Spike Duplicate**
Matrix: Water — **Prep Type: Dissolved**
Analysis Batch: 127066

Analyte	Sample Result	Sample Qualifier	Spike Added	MSD Result	MSD Qualifier	Unit	D	%Rec	%Rec Limits	RPD	RPD Limit
Aluminum, Dissolved	0.16	J	10.0	10.5		mg/L		103	75 - 125	1	20
Antimony, Dissolved	<0.0075		1.00	1.04		mg/L		104	75 - 125	1	20
Arsenic, Dissolved	<0.0099		1.00	1.03		mg/L		103	75 - 125	0	20
Barium, Dissolved	0.022		1.00	1.05		mg/L		102	75 - 125	1	20
Beryllium, Dissolved	<0.0014		1.00	1.01		mg/L		101	75 - 125	1	20
Cadmium, Dissolved	<0.00080		1.00	1.02		mg/L		102	75 - 125	1	20
Calcium, Dissolved	8.5		10.0	18.3		mg/L		99	75 - 125	1	20
Chromium, Dissolved	<0.0038		1.00	1.03		mg/L		103	75 - 125	1	20
Cobalt, Dissolved	<0.0015		1.00	1.04		mg/L		104	75 - 125	1	20
Iron, Dissolved	0.28		10.0	10.5		mg/L		102	75 - 125	1	20
Lead, Dissolved	<0.0061		1.00	1.05		mg/L		105	75 - 125	0	20
Lithium, Dissolved	<0.0037		1.00	0.965		mg/L		96	75 - 125	1	20
Magnesium, Dissolved	1.3		10.0	11.6		mg/L		102	75 - 125	1	20
Manganese, Dissolved	0.068		1.00	1.09		mg/L		103	75 - 125	1	20
Molybdenum, Dissolved	0.023	J	1.00	1.01		mg/L		98	75 - 125	3	20
Potassium, Dissolved	2.0		10.0	12.1		mg/L		100	75 - 125	1	20
Selenium, Dissolved	0.016	J ^2	1.00	1.06		mg/L		104	75 - 125	2	20
Sodium, Dissolved	1.7	B	10.0	11.5		mg/L		99	75 - 125	1	20
Thallium, Dissolved	<0.015		1.00	1.04		mg/L		104	75 - 125	1	20

QC Association Summary

Client: Arcadis US Inc
Project/Site: GP Plant McIntosh

Job ID: 705-62445-1

HPLC/IC

Analysis Batch: 125270

Lab Sample ID	Client Sample ID	Prep Type	Matrix	Method	Prep Batch
705-62445-1	Reactor 9	Total/NA	Water	300.0	
MB 705-125270/129	Method Blank	Total/NA	Water	300.0	
LCS 705-125270/130	Lab Control Sample	Total/NA	Water	300.0	
705-62445-1 MS	Reactor 9	Total/NA	Water	300.0	
705-62445-1 MSD	Reactor 9	Total/NA	Water	300.0	

Analysis Batch: 125669

Lab Sample ID	Client Sample ID	Prep Type	Matrix	Method	Prep Batch
705-62445-1	Reactor 9	Total/NA	Water	300.0	
705-62445-2	Reactor 10	Total/NA	Water	300.0	
705-62445-3	Reactor 13	Total/NA	Water	300.0	
705-62445-3	Reactor 13	Total/NA	Water	300.0	
705-62445-4	Reactor 14	Total/NA	Water	300.0	
705-62445-4	Reactor 14	Total/NA	Water	300.0	
705-62445-5	Reactor 19	Total/NA	Water	300.0	
705-62445-6	Reactor 20	Total/NA	Water	300.0	
705-62445-7	Reactor 23	Total/NA	Water	300.0	
705-62445-7	Reactor 23	Total/NA	Water	300.0	
705-62445-8	Reactor 24	Total/NA	Water	300.0	
705-62445-8	Reactor 24	Total/NA	Water	300.0	
MB 705-125669/92	Method Blank	Total/NA	Water	300.0	
LCS 705-125669/93	Lab Control Sample	Total/NA	Water	300.0	
705-62445-3 MS	Reactor 13	Total/NA	Water	300.0	
705-62445-3 MS	Reactor 13	Total/NA	Water	300.0	
705-62445-3 MSD	Reactor 13	Total/NA	Water	300.0	
705-62445-3 MSD	Reactor 13	Total/NA	Water	300.0	

Metals

Filtration Batch: 126145

Lab Sample ID	Client Sample ID	Prep Type	Matrix	Method	Prep Batch
MB 705-126145/1-A	Method Blank	Dissolved	Water	Filtration	
LCS 705-126145/2-A	Lab Control Sample	Dissolved	Water	Filtration	

Analysis Batch: 126190

Lab Sample ID	Client Sample ID	Prep Type	Matrix	Method	Prep Batch
MB 705-126145/1-A	Method Blank	Dissolved	Water	6010D	126145
LCS 705-126145/2-A	Lab Control Sample	Dissolved	Water	6010D	126145
705-62760-G-1 MS	Matrix Spike	Dissolved	Water	6010D	
705-62760-G-1 MSD	Matrix Spike Duplicate	Dissolved	Water	6010D	

Analysis Batch: 126283

Lab Sample ID	Client Sample ID	Prep Type	Matrix	Method	Prep Batch
705-62445-1	Reactor 9	Dissolved	Water	6010D	

Filtration Batch: 126702

Lab Sample ID	Client Sample ID	Prep Type	Matrix	Method	Prep Batch
MB 705-126702/1-A	Method Blank	Dissolved	Water	Filtration	
LCS 705-126702/2-A	Lab Control Sample	Dissolved	Water	Filtration	
680-270248-C-1-B MS	Matrix Spike	Dissolved	Water	Filtration	
680-270248-C-1-C MSD	Matrix Spike Duplicate	Dissolved	Water	Filtration	

QC Association Summary

Client: Arcadis US Inc
Project/Site: GP Plant McIntosh

Job ID: 705-62445-1

Metals

Analysis Batch: 127066

Lab Sample ID	Client Sample ID	Prep Type	Matrix	Method	Prep Batch
705-62445-2	Reactor 10	Dissolved	Water	6010D	
705-62445-3	Reactor 13	Dissolved	Water	6010D	
705-62445-4	Reactor 14	Dissolved	Water	6010D	
705-62445-5	Reactor 19	Dissolved	Water	6010D	
705-62445-6	Reactor 20	Dissolved	Water	6010D	
705-62445-7	Reactor 23	Dissolved	Water	6010D	
705-62445-8	Reactor 24	Dissolved	Water	6010D	
MB 705-126702/1-A	Method Blank	Dissolved	Water	6010D	126702
LCS 705-126702/2-A	Lab Control Sample	Dissolved	Water	6010D	126702
680-270248-C-1-B MS	Matrix Spike	Dissolved	Water	6010D	126702
680-270248-C-1-C MSD	Matrix Spike Duplicate	Dissolved	Water	6010D	126702

Accreditation/Certification Summary

Client: Arcadis US Inc
Project/Site: GP Plant McIntosh

Job ID: 705-62445-1

Laboratory: Eurofins Atlanta

The accreditations/certifications listed below are applicable to this report.

Authority	Program	Identification Number	Expiration Date
Florida	NELAP	E87582	06-30-26
Georgia	State	E87582	06-30-26

eurofins | Environment Testing

ANALYTICAL REPORT

PREPARED FOR

Attn: Adam Dettmer
Arcadis US Inc.
1100 Superior Ave
Suite 1250
Cleveland, Ohio 44114

Generated 4/27/2026 12:12:22 PM

JOB DESCRIPTION

GP Plant McIntosh

JOB NUMBER

705-63267-1

Eurofins Atlanta
3080 Presidential Dr
Atlanta GA 30340

See page two for job notes and contact information.

my EOL

Eurofins Atlanta

Job Notes

The test results in this report relate only to the samples as received by the laboratory and will meet all requirements of the methodology, with any exceptions noted. This report shall not be reproduced except in full, without the express written approval of the laboratory. All questions should be directed to the Eurofins Environment Testing Southeast, LLC Project Manager.

Authorization

Generated
4/27/2026 12:12:22 PM

Authorized for release by
David Fuller, Project Manager
David.Fuller@et.eurofinsus.com
(770)344-8986

Table of Contents

Cover Page 1
Table of Contents 3
Sample Summary 4
Chain of Custody 5
Receipt Checklists 8
Definitions/Glossary 9
Case Narrative 10
Detection Summary 11
Client Sample Results 20
Method Summary 37
Lab Chronicle 38
QC Sample Results 44
QC Association Summary 53
Certification Summary 57

Sample Summary

Client: Arcadis US Inc.
Project/Site: GP Plant McIntosh

Job ID: 705-63267-1

Lab Sample ID	Client Sample ID	Matrix	Collected	Received	Sample Origin
705-63267-1	Reactor 27	Water	04/08/26 10:30	04/09/26 09:40	Georgia (St)
705-63267-2	Reactor 28	Water	04/08/26 11:26	04/09/26 09:40	Georgia (St)
705-63267-3	Reactor 29	Water	04/08/26 10:32	04/09/26 09:40	Georgia (St)
705-63267-4	Reactor 30	Water	04/08/26 10:34	04/09/26 09:40	Georgia (St)
705-63267-5	Reactor 31	Water	04/08/26 10:34	04/09/26 09:40	Georgia (St)
705-63267-6	Reactor 32	Water	04/08/26 10:36	04/09/26 09:40	Georgia (St)
705-63267-7	Reactor 33	Water	04/08/26 11:16	04/09/26 09:40	Georgia (St)
705-63267-8	Reactor 34	Water	04/08/26 11:24	04/09/26 09:40	Georgia (St)
705-63267-9	Reactor 35	Water	04/08/26 11:19	04/09/26 09:40	Georgia (St)
705-63267-10	Reactor 36	Water	04/08/26 11:20	04/09/26 09:40	Georgia (St)
705-63267-11	Reactor 37	Water	04/08/26 11:22	04/09/26 09:40	Georgia (St)
705-63267-12	Reactor 38	Water	04/08/26 11:50	04/09/26 09:40	Georgia (St)
705-63267-13	Reactor 39	Water	04/08/26 11:46	04/09/26 09:40	Georgia (St)
705-63267-14	Reactor 40	Water	04/08/26 13:13	04/09/26 09:40	Georgia (St)
705-63267-15	Reactor 41	Water	04/08/26 11:47	04/09/26 09:40	Georgia (St)
705-63267-16	Reactor 42	Water	04/08/26 11:51	04/09/26 09:40	Georgia (St)
705-63267-17	Reactor 43	Water	04/08/26 11:53	04/09/26 09:40	Georgia (St)
705-63267-18	Reactor 44	Water	04/08/26 11:54	04/09/26 09:40	Georgia (St)
705-63267-19	Reactor 45	Water	04/08/26 11:58	04/09/26 09:40	Georgia (St)
705-63267-20	Reactor 46	Water	04/08/26 12:00	04/09/26 09:40	Georgia (St)
705-63267-21	Reactor 47	Water	04/08/26 12:02	04/09/26 09:40	Georgia (St)
705-63267-22	Reactor 48	Water	04/08/26 12:04	04/09/26 09:40	Georgia (St)
705-63267-23	Reactor 49	Water	04/08/26 12:06	04/09/26 09:40	Georgia (St)
705-63267-24	Reactor 50	Water	04/08/26 12:08	04/09/26 09:40	Georgia (St)
705-63267-25	Low TDS Baseline	Water	04/07/26 15:10	04/09/26 09:40	Georgia (St)
705-63267-26	High TDS Baseline	Water	04/07/26 15:15	04/09/26 09:40	Georgia (St)

ARCADIS

CHAIN OF CUSTODY & LABORATORY ANALYSIS REQUEST FORM

LAB REFERENCE NUMBER: TALS# 70505860

Page 1 of 3

705-63267 COC

PROJECT NUMBER	PROJECT NAME	SAMPLE ORIGIN
30250944 task 2B	GP McIntosh	McIntosh, GA

SEND RESULTS TO: Andy Baumeister **EMAIL ADDRESS:** andrew.baumeister@arcadis.com **TELEPHONE:** +1 919 328-5597

SAMPLERS: Tessa Davis

SAMPLE ID	DATE	TIME	MATRIX	GRAB	QUANTITY	1	2	3	4	5	6	7	8	9	10	11	12	13	14	15	REMARKS
Reactor 27	4/8/26	10:30	Aq	Comp	2	X	X														Field filtered
Reactor 28	4/8/26	11:26	Aq	Comp	2	X	X														Field filtered
Reactor 29	4/8/26	10:32	Aq	Comp	2	X	X														Field filtered
Reactor 30	4/8/26	10:34	Aq	Comp	2	X	X														Field filtered
Reactor 31	4/8/26	10:34	Aq	Comp	2	X	X														Field filtered
Reactor 32	4/8/26	10:36	Aq	Comp	2	X	X														Field filtered
Reactor 33	4/8/26	11:16	Aq	Comp	2	X	X														Field filtered
Reactor 34	4/8/26	11:24	Aq	Comp	2	X	X														Field filtered
Reactor 35	4/8/26	11:19	Aq	Comp	2	X	X														Field filtered
Reactor 36	4/8/26	11:20	Aq	Comp	2	X	X														Field filtered

	Requested Analyses	Container	Pres.
1	Metals by 6010D	250mL HDPE	HNO3
2	Anions by 300.0	250mL HDPE	None
3			
4			
5			
6			
7			
8			
9			
10			
11			
12			
13			
14			
15			

Special Instructions/Comments:

Metals list (6010): Appendix IV, Ca, Mg, na, K, Al, Fe, Mn

Anions list (300.0): Chloride, Sulfate, Fluoride

Samples regulated by USDA for domestic quarantine

☐ Special QA/QC Instructions

☐ USDA Regulated

☐ Packed with Ice

Laboratory Information for Login - USE TALS PROJECT 70505860 (MUST BE AN EET-ATL (705) JOB FOR INVOICING)

Lab Name: Eurofins Atlanta

Lab Project Manager: David Fuller

David.Fuller@ET.EurofinsUS.com / 770-344-8986

Turnaround Requirements:

☐ Custody seal intact

☐ Samples intact

Shipping Tracking #:

Cooler Temp:

Relinquished by:	DATE	TIME	Received by:	DATE	TIME
Tessa Davis	04/08/26	15:30	[signature]	4/9/26	9:40
Relinquished by:	DATE	TIME	Received by:	DATE	TIME

0.9°, 0.6°, 1.0° #265

ARCADIS

CHAIN OF CUSTODY & LABORATORY ANALYSIS REQUEST FORM

LAB REFERENCE NUMBER: TALS# 70505860

Page 2 of 3

PROJECT NUMBER	PROJECT NAME	SAMPLE ORIGIN
30250944 task 2B	GP McIntosh	McIntosh, GA

SEND RESULTS TO: Andy Baumeister **EMAIL ADDRESS:** andrew.baumeister@arcadis.com **TELEPHONE:** +1 919 328-5597

SAMPLERS: Tessa Davis

REQUESTED ANALYSES

SAMPLE ID	DATE	TIME	MATRIX	GRAB	QUANTITY	1	2	3	4	5	6	7	8	9	10	11	12	13	14	15	REMARKS
Reactor 37	4/8/26	11:22	Aq	Comp	2	X	X														Field filtered
Reactor 38	4/8/26	11:50	Aq	Comp	2	X	X														Field filtered
Reactor 39	4/8/26	11:46	Aq	Comp	2	X	X														Field filtered
Reactor 40	4/8/26	13:13	Aq	Comp	2	X	X														Field filtered
Reactor 41	4/8/26	11:47	Aq	Comp	2	X	X														Field filtered
Reactor 42	4/8/26	11:51	Aq	Comp	2	X	X														Field filtered
Reactor 43	4/8/26	11:53	Aq	Comp	2	X	X														Field filtered
Reactor 44	4/8/26	11:54	Aq	Comp	2	X	X														Field filtered
Reactor 45	4/8/26	11:58	Aq	Comp	2	X	X														Field filtered
Reactor 46	4/8/26	12:00	Aq	Comp	2	X	X														Field filtered

	Requested Analyses	Container	Pres.
1	Metals by 6010D	250mL HDPE	HNO3
2	Anions by 300.0	250mL HDPE	None
3			
4			
5			
6			
7			
8			
9			
10			
11			
12			
13			
14			
15			

Special Instructions/Comments:

Metals list (6010): Appendix IV, Ca, Mg, na, K, Al, Fe, Mn

Anions list (300.0): Chloride, Sulfate, Fluoride

Samples regulated by USDA for domestic quarantine

☐ Special QA/QC Instructions

☐ USDA Regulated

☐ Packed with Ice

Laboratory Information for Login - USE TALS PROJECT 70505860 (MUST BE AN EET-ATL (705) JOB FOR INVOICING)

Lab Name: Eurofins Atlanta

Lab Project Manager: David Fuller

David.Fuller@ET.EurofinsUS.com / 770-344-8986

Turnaround Requirements:

☐ Custody seal intact

☐ Samples intact

Shipping Tracking #:

Cooler Temp:

Relinquished by:	DATE	TIME	Received by:	DATE	TIME
Tessa Davis	04/08/26	15:30	[signature]	4/9/26	9:40
Relinquished by:	DATE	TIME	Received by:	DATE	TIME

0.5°, 0.6°, 1.0° #265

ARCADIS

CHAIN OF CUSTODY & LABORATORY ANALYSIS REQUEST FORM

LAB REFERENCE NUMBER: TALS# 70505860

Page 3 of 3

PROJECT NUMBER	PROJECT NAME	SAMPLE ORIGIN
30250944 task 2B	GP McIntosh	McIntosh, GA

SEND RESULTS TO: Andy Baumeister **EMAIL ADDRESS:** andrew.baumeister@arcadis.com **TELEPHONE:** +1 919 328-5597

SAMPLERS: Tessa Davis

SAMPLE ID	DATE	TIME	MATRIX	GRAB	QUANTITY	1	2	3	4	5	6	7	8	9	10	11	12	13	14	15	REMARKS
Reactor 47	4/8/26	12:02	Aq	Comp	2	X	X														Field filtered
Reactor 48	4/8/26	12:04	Aq	Comp	2	X	X														Field filtered
Reactor 49	4/8/26	12:06	Aq	Comp	2	X	X														Field filtered
Reactor 50	4/8/26	12:08	Aq	Comp	2	X	X														Field filtered
Low TDS Baseline	4/7/26	15:10	Aq	Comp	2	X	X														Field filtered
High TDS Baseline	4/7/26	15:15	Aq	Comp	2	X	X														Field filtered

	Requested Analyses	Container	Pres.
1	Metals by 6010D	250mL HDPE	HNO3
2	Anions by 300.0	250mL HDPE	None
3			
4			
5			
6			
7			
8			
9			
10			
11			
12			
13			
14			
15			

Special Instructions/Comments:

Metals list (6010): Appendix IV, Ca, Mg, na, K, Al, Fe, Mn

Anions list (300.0): Chloride, Sulfate, Fluoride

Samples regulated by USDA for domestic quarantine

☐ Special QA/QC Instructions

☐ USDA Regulated

☐ Packed with Ice

Laboratory Information for Login - USE TALS PROJECT 70505860 (MUST BE AN EET-ATL (705) JOB FOR INVOICING)

Lab Name: Eurofins Atlanta

Lab Project Manager: David Fuller

David.Fuller@ET.EurofinsUS.com / 770-344-8986

Turnaround Requirements:

☐ Custody seal intact

☐ Samples intact

Shipping Tracking #:

Cooler Temp:

Relinquished by:	DATE	TIME	Received by:	DATE	TIME
Tessa Davis	04/08/26	15:30	[signature]	4/9/26	9:40
Relinquished by:	DATE	TIME	Received by:	DATE	TIME

0.9°, 0.6°; 1.0° #260

Login Sample Receipt Checklist

Client: Arcadis US Inc.

Job Number: 705-63267-1

Login Number: 63267
List Number: 1
Creator: Sims, Christion

List Source: Eurofins Atlanta

Question	Answer	Comment
The cooler's custody seal, if present, is intact.	True	
The cooler does not appear to have been compromised or tampered with.	True	
Samples were received on ice.	True	
Cooler Temperature is acceptable.	True	
Cooler Temperature is recorded.	True	
COC present.	True	
COC is filled out in ink and legible.	True	
COC is filled out with all pertinent information.	True	
Sample custody seals, if present, are intact.	True	
Sample collection date/times are provided.	True	
The samples do not appear to have been compromised or tampered with.	True	
Containers are not broken or leaking.	True	
There are no discrepancies between the containers received and the COC.	True	
Sample containers have legible labels.	True	
Appropriate sample containers were rec'd and sufficient volume for all analyses.	True	
Samples are received within Holding Time (excluding tests with immediate HTs).	True	
Containers requiring zero headspace have no headspace or bubble is <6mm (1/4").	True	
Is there sufficient air space in bottle for bacteriological analysis.	True	

Qualifiers

HPLC/IC

Qualifier	Qualifier Description
B	Compound was found in the blank and sample.
F1	MS and/or MSD recovery exceeds control limits.
J	Result is less than the RL but greater than or equal to the MDL and the concentration is an approximate value.

Metals

Qualifier	Qualifier Description
^+	Continuing Calibration Verification (CCV) is outside acceptance limits, high biased.
^2	Calibration Blank (ICB and/or CCB) is outside acceptance limits.
4	MS, MSD: The analyte present in the original sample is greater than 4 times the matrix spike concentration; therefore, control limits are not applicable.
B	Compound was found in the blank and sample.
J	Result is less than the RL but greater than or equal to the MDL and the concentration is an approximate value.

Glossary

Abbreviation	These commonly used abbreviations may or may not be present in this report.
☼	Listed under the "D" column to designate that the result is reported on a dry weight basis
%R	Percent Recovery
CFL	Contains Free Liquid
CFU	Colony Forming Unit
CNF	Contains No Free Liquid
DER	Duplicate Error Ratio (normalized absolute difference)
Dil Fac	Dilution Factor
DL	Detection Limit (DoD/DOE)
DL, RA, RE, IN	Indicates a Dilution, Re-analysis, Re-extraction, or additional Initial metals/anion analysis of the sample
DLC	Decision Level Concentration (Radiochemistry)
EDL	Estimated Detection Limit (Dioxin)
LOD	Limit of Detection (DoD/DOE)
LOQ	Limit of Quantitation (DoD/DOE)
MCL	EPA recommended "Maximum Contaminant Level"
MDA	Minimum Detectable Activity (Radiochemistry)
MDC	Minimum Detectable Concentration (Radiochemistry)
MDL	Method Detection Limit
ML	Minimum Level (Dioxin)
MPN	Most Probable Number
MQL	Method Quantitation Limit
NC	Not Calculated
ND	Not Detected at the reporting limit (or MDL or EDL if shown)
NEG	Negative / Absent
POS	Positive / Present
PQL	Practical Quantitation Limit
PRES	Presumptive
QC	Quality Control
RER	Relative Error Ratio (Radiochemistry)
RL	Reporting Limit or Requested Limit (Radiochemistry)
RPD	Relative Percent Difference, a measure of the relative difference between two points
TEF	Toxicity Equivalent Factor (Dioxin)
TEQ	Toxicity Equivalent Quotient (Dioxin)
TNTC	Too Numerous To Count

Job Narrative
705-63267-1

The analytical test results presented in this report meet all requirements of the associated regulatory program listed on the Accreditation/Certification Summary Page, unless otherwise noted. Data qualifiers and/or narrative comments are included to explain any exceptions, if applicable. Regulated compliance samples (e.g. SDWA, NPDES) must comply with associated agency requirements/permits.

- Matrix-specific batch QC (e.g., MS, MSD, SD) may not be reported when insufficient sample volume is available or when site-specific QC samples are not submitted. In such cases, a Laboratory Control Sample Duplicate (LCSD) may be analyzed to provide precision data for the batch.
- For samples analyzed using surrogate and/or isotope dilution analytes, any recoveries falling outside of established acceptance criteria are re-prepared and/or re-analyzed to confirm results, unless the deviation is due to sample dilution or otherwise explained in the case narrative.

Receipt
The samples were received on 4/9/2026 9:40 AM. Unless otherwise noted below, the samples arrived in good condition, and, where required, properly preserved and on ice. The temperatures of the 3 coolers at receipt time were 0.6°C, 0.9°C and 1.0°C.

HPLC/IC
Method 300.0: The matrix spike / matrix spike duplicate (MS/MSD) recoveries and precision for analytical batch 705-128063 were outside control limits. Sample matrix interference and/or non-homogeneity are suspected because the associated laboratory control sample / laboratory sample control duplicate (LCS/LCSD) precision was within acceptance limits.

Method 300.0: The method blank for analytical batch 705-129300 contained Fluoride and Sulfate above the method detection limit. This target analyte concentration was less than the reporting limit (RL) in the method blank; therefore, re-extraction and/or re-analysis of samples was not performed.

Method 300.0: The matrix spike / matrix spike duplicate (MS/MSD) recoveries for analytical batch 705-128605 were outside control limits for one or more analytes. See QC Sample Results for detail. Sample matrix interference and/or non-homogeneity are suspected because the associated laboratory control sample (LCS) recovery is within acceptance limits.

No additional analytical or quality issues were noted, other than those described above or in the Definitions/ Glossary page.

Metals
Method 6010D - Dissolved: The method blank for preparation batch 705-128464 and analytical batch 705-129146 contained Sodium, Dissolved and Thallium, Dissolved above the method detection limit. This target analyte concentration was less than the reporting limit (RL) in the method blank; therefore, re-extraction and/or re-analysis of samples was not performed.

Method 6010D - Dissolved: The method blank for preparation batch 705-128123 and analytical batch 705-130613 contained Sodium, Dissolved above the method detection limit. This target analyte concentration was less than the reporting limit (RL) in the method blank; therefore, re-extraction and/or re-analysis of samples was not performed.

No additional analytical or quality issues were noted, other than those described above or in the Definitions/ Glossary page.

Detection Summary

Client: Arcadis US Inc.
Project/Site: GP Plant McIntosh

Job ID: 705-63267-1

Client Sample ID: Reactor 27 — Lab Sample ID: 705-63267-1

Analyte	Result	Qualifier	RL	MDL	Unit	Dil Fac	D	Method	Prep Type
Chloride	18		1.0	0.98	mg/L	1		300.0	Total/NA
Sulfate	14		1.0	0.77	mg/L	1		300.0	Total/NA
Aluminum, Dissolved	0.069	J	0.20	0.063	mg/L	1		6010D	Dissolved
Barium, Dissolved	0.016	J	0.020	0.0035	mg/L	1		6010D	Dissolved
Calcium, Dissolved	5.6		0.10	0.038	mg/L	1		6010D	Dissolved
Cobalt, Dissolved	0.0035	J	0.020	0.0015	mg/L	1		6010D	Dissolved
Magnesium, Dissolved	3.8		0.10	0.036	mg/L	1		6010D	Dissolved
Manganese, Dissolved	0.0087	J	0.015	0.0013	mg/L	1		6010D	Dissolved
Molybdenum, Dissolved	0.025	J	0.050	0.0092	mg/L	1		6010D	Dissolved
Potassium, Dissolved	2.3		0.50	0.32	mg/L	1		6010D	Dissolved
Selenium, Dissolved	0.019	J	0.020	0.011	mg/L	1		6010D	Dissolved
Sodium, Dissolved	7.5	B	1.0	0.039	mg/L	1		6010D	Dissolved

Client Sample ID: Reactor 28 — Lab Sample ID: 705-63267-2

Analyte	Result	Qualifier	RL	MDL	Unit	Dil Fac	D	Method	Prep Type
Chloride	18	F1	1.0	0.98	mg/L	1		300.0	Total/NA
Fluoride	0.11	J F1	0.20	0.081	mg/L	1		300.0	Total/NA
Sulfate	8.6	F1	1.0	0.77	mg/L	1		300.0	Total/NA
Antimony, Dissolved	0.0087	J	0.020	0.0075	mg/L	1		6010D	Dissolved
Barium, Dissolved	0.019	J	0.020	0.0035	mg/L	1		6010D	Dissolved
Calcium, Dissolved	5.8		0.10	0.038	mg/L	1		6010D	Dissolved
Cobalt, Dissolved	0.0016	J	0.020	0.0015	mg/L	1		6010D	Dissolved
Lithium, Dissolved	0.0050	J	0.020	0.0037	mg/L	1		6010D	Dissolved
Magnesium, Dissolved	0.62		0.10	0.036	mg/L	1		6010D	Dissolved
Manganese, Dissolved	0.034		0.015	0.0013	mg/L	1		6010D	Dissolved
Molybdenum, Dissolved	0.012	J	0.050	0.0092	mg/L	1		6010D	Dissolved
Potassium, Dissolved	3.1		0.50	0.32	mg/L	1		6010D	Dissolved
Sodium, Dissolved	7.2	B	1.0	0.039	mg/L	1		6010D	Dissolved

Client Sample ID: Reactor 29 — Lab Sample ID: 705-63267-3

Analyte	Result	Qualifier	RL	MDL	Unit	Dil Fac	D	Method	Prep Type
Chloride	9.5		1.0	0.98	mg/L	1		300.0	Total/NA
Fluoride	0.12	J	0.20	0.081	mg/L	1		300.0	Total/NA
Sulfate	400		10	7.7	mg/L	10		300.0	Total/NA
Aluminum, Dissolved	0.40		0.20	0.063	mg/L	1		6010D	Dissolved
Antimony, Dissolved	0.014	J	0.020	0.0075	mg/L	1		6010D	Dissolved
Barium, Dissolved	0.074		0.020	0.0035	mg/L	1		6010D	Dissolved
Calcium, Dissolved	85		0.10	0.038	mg/L	1		6010D	Dissolved
Cobalt, Dissolved	0.021		0.020	0.0015	mg/L	1		6010D	Dissolved
Lithium, Dissolved	0.0042	J	0.020	0.0037	mg/L	1		6010D	Dissolved
Magnesium, Dissolved	26		0.10	0.036	mg/L	1		6010D	Dissolved
Manganese, Dissolved	0.099		0.015	0.0013	mg/L	1		6010D	Dissolved
Molybdenum, Dissolved	0.0099	J	0.050	0.0092	mg/L	1		6010D	Dissolved
Potassium, Dissolved	8.7		0.50	0.32	mg/L	1		6010D	Dissolved
Sodium, Dissolved	45	B	1.0	0.039	mg/L	1		6010D	Dissolved

Client Sample ID: Reactor 30 — Lab Sample ID: 705-63267-4

Analyte	Result	Qualifier	RL	MDL	Unit	Dil Fac	D	Method	Prep Type
Chloride	11		1.0	0.98	mg/L	1		300.0	Total/NA

This Detection Summary does not include radiochemical test results.

Client Sample ID: Reactor 30 (Continued) — Lab Sample ID: 705-63267-4

Analyte	Result	Qualifier	RL	MDL	Unit	Dil Fac	D	Method	Prep Type
Sulfate	450		10	7.7	mg/L	10		300.0	Total/NA
Barium, Dissolved	0.078		0.020	0.0035	mg/L	1		6010D	Dissolved
Calcium, Dissolved	110		0.10	0.038	mg/L	1		6010D	Dissolved
Lithium, Dissolved	0.0042	J	0.020	0.0037	mg/L	1		6010D	Dissolved
Magnesium, Dissolved	15		0.10	0.036	mg/L	1		6010D	Dissolved
Manganese, Dissolved	0.34		0.015	0.0013	mg/L	1		6010D	Dissolved
Potassium, Dissolved	10		0.50	0.32	mg/L	1		6010D	Dissolved
Sodium, Dissolved	46	B	1.0	0.039	mg/L	1		6010D	Dissolved

Client Sample ID: Reactor 31 — Lab Sample ID: 705-63267-5

Analyte	Result	Qualifier	RL	MDL	Unit	Dil Fac	D	Method	Prep Type
Chloride	6700		100	98	mg/L	100		300.0	Total/NA
Fluoride	0.13	J	0.20	0.081	mg/L	1		300.0	Total/NA
Sulfate	28		1.0	0.77	mg/L	1		300.0	Total/NA
Aluminum, Dissolved	9.9		0.20	0.063	mg/L	1		6010D	Dissolved
Barium, Dissolved	0.96		0.020	0.0035	mg/L	1		6010D	Dissolved
Beryllium, Dissolved	0.011		0.010	0.0014	mg/L	1		6010D	Dissolved
Cadmium, Dissolved	0.0011	J	0.0050	0.00080	mg/L	1		6010D	Dissolved
Calcium, Dissolved	350		10	3.8	mg/L	100		6010D	Dissolved
Cobalt, Dissolved	0.063		0.020	0.0015	mg/L	1		6010D	Dissolved
Lead, Dissolved	0.024		0.010	0.0061	mg/L	1		6010D	Dissolved
Lithium, Dissolved	0.0059	J	0.020	0.0037	mg/L	1		6010D	Dissolved
Magnesium, Dissolved	3100		10	3.6	mg/L	100		6010D	Dissolved
Manganese, Dissolved	0.31		0.015	0.0013	mg/L	1		6010D	Dissolved
Molybdenum, Dissolved	0.017	J	0.050	0.0092	mg/L	1		6010D	Dissolved
Potassium, Dissolved	7.5		0.50	0.32	mg/L	1		6010D	Dissolved
Sodium, Dissolved	9.5	B	1.0	0.039	mg/L	1		6010D	Dissolved

Client Sample ID: Reactor 32 — Lab Sample ID: 705-63267-6

Analyte	Result	Qualifier	RL	MDL	Unit	Dil Fac	D	Method	Prep Type
Chloride	6800		100	98	mg/L	100		300.0	Total/NA
Sulfate	18		1.0	0.77	mg/L	1		300.0	Total/NA
Antimony, Dissolved	0.0089	J	0.020	0.0075	mg/L	1		6010D	Dissolved
Barium, Dissolved	0.51		0.020	0.0035	mg/L	1		6010D	Dissolved
Beryllium, Dissolved	0.0017	J	0.010	0.0014	mg/L	1		6010D	Dissolved
Cadmium, Dissolved	0.0041	J	0.0050	0.00080	mg/L	1		6010D	Dissolved
Calcium, Dissolved	85		0.10	0.038	mg/L	1		6010D	Dissolved
Cobalt, Dissolved	0.0036	J	0.020	0.0015	mg/L	1		6010D	Dissolved
Lead, Dissolved	0.010		0.010	0.0061	mg/L	1		6010D	Dissolved
Lithium, Dissolved	0.0067	J	0.020	0.0037	mg/L	1		6010D	Dissolved
Magnesium, Dissolved	3300		10	3.6	mg/L	100		6010D	Dissolved
Manganese, Dissolved	0.56		0.015	0.0013	mg/L	1		6010D	Dissolved
Molybdenum, Dissolved	0.013	J	0.050	0.0092	mg/L	1		6010D	Dissolved
Potassium, Dissolved	4.0		0.50	0.32	mg/L	1		6010D	Dissolved
Sodium, Dissolved	5.9	B	1.0	0.039	mg/L	1		6010D	Dissolved

Client Sample ID: Reactor 33 — Lab Sample ID: 705-63267-7

Analyte	Result	Qualifier	RL	MDL	Unit	Dil Fac	D	Method	Prep Type
Chloride	20		1.0	0.98	mg/L	1		300.0	Total/NA

This Detection Summary does not include radiochemical test results.

Client Sample ID: Reactor 33 (Continued) — Lab Sample ID: 705-63267-7

Analyte	Result	Qualifier	RL	MDL	Unit	Dil Fac	D	Method	Prep Type
Barium, Dissolved	0.056		0.020	0.0035	mg/L	1		6010D	Dissolved
Calcium, Dissolved	2.2		0.10	0.038	mg/L	1		6010D	Dissolved
Cobalt, Dissolved	0.0027	J	0.020	0.0015	mg/L	1		6010D	Dissolved
Magnesium, Dissolved	1.5		0.10	0.036	mg/L	1		6010D	Dissolved
Manganese, Dissolved	0.0029	J	0.015	0.0013	mg/L	1		6010D	Dissolved
Potassium, Dissolved	1.8		0.50	0.32	mg/L	1		6010D	Dissolved
Sodium, Dissolved	4.5	B	1.0	0.039	mg/L	1		6010D	Dissolved

Client Sample ID: Reactor 34 — Lab Sample ID: 705-63267-8

Analyte	Result	Qualifier	RL	MDL	Unit	Dil Fac	D	Method	Prep Type
Chloride	19		1.0	0.98	mg/L	1		300.0	Total/NA
Sulfate	1.1		1.0	0.77	mg/L	1		300.0	Total/NA
Barium, Dissolved	0.015	J	0.020	0.0035	mg/L	1		6010D	Dissolved
Calcium, Dissolved	3.0		0.10	0.038	mg/L	1		6010D	Dissolved
Cobalt, Dissolved	0.0043	J	0.020	0.0015	mg/L	1		6010D	Dissolved
Magnesium, Dissolved	0.56		0.10	0.036	mg/L	1		6010D	Dissolved
Manganese, Dissolved	0.021		0.015	0.0013	mg/L	1		6010D	Dissolved
Potassium, Dissolved	2.4		0.50	0.32	mg/L	1		6010D	Dissolved
Sodium, Dissolved	5.3	B	1.0	0.039	mg/L	1		6010D	Dissolved

Client Sample ID: Reactor 35 — Lab Sample ID: 705-63267-9

Analyte	Result	Qualifier	RL	MDL	Unit	Dil Fac	D	Method	Prep Type
Chloride	9.9		1.0	0.98	mg/L	1		300.0	Total/NA
Fluoride	0.49		0.20	0.081	mg/L	1		300.0	Total/NA
Sulfate	310		20	15	mg/L	20		300.0	Total/NA
Aluminum, Dissolved	1.7		0.20	0.063	mg/L	1		6010D	Dissolved
Barium, Dissolved	0.12		0.020	0.0035	mg/L	1		6010D	Dissolved
Beryllium, Dissolved	0.0042	J	0.010	0.0014	mg/L	1		6010D	Dissolved
Calcium, Dissolved	61		0.10	0.038	mg/L	1		6010D	Dissolved
Chromium, Dissolved	0.0059	J	0.010	0.0038	mg/L	1		6010D	Dissolved
Cobalt, Dissolved	0.062		0.020	0.0015	mg/L	1		6010D	Dissolved
Lithium, Dissolved	0.0039	J	0.020	0.0037	mg/L	1		6010D	Dissolved
Magnesium, Dissolved	31		0.10	0.036	mg/L	1		6010D	Dissolved
Manganese, Dissolved	0.070		0.015	0.0013	mg/L	1		6010D	Dissolved
Potassium, Dissolved	8.2		0.50	0.32	mg/L	1		6010D	Dissolved
Sodium, Dissolved	40	B	1.0	0.039	mg/L	1		6010D	Dissolved

Client Sample ID: Reactor 36 — Lab Sample ID: 705-63267-10

Analyte	Result	Qualifier	RL	MDL	Unit	Dil Fac	D	Method	Prep Type
Chloride	9.6		1.0	0.98	mg/L	1		300.0	Total/NA
Fluoride	0.22		0.20	0.081	mg/L	1		300.0	Total/NA
Sulfate	350		20	15	mg/L	20		300.0	Total/NA
Aluminum, Dissolved	0.21		0.20	0.063	mg/L	1		6010D	Dissolved
Barium, Dissolved	0.24		0.020	0.0035	mg/L	1		6010D	Dissolved
Calcium, Dissolved	100		0.10	0.038	mg/L	1		6010D	Dissolved
Cobalt, Dissolved	0.033		0.020	0.0015	mg/L	1		6010D	Dissolved
Lithium, Dissolved	0.0045	J	0.020	0.0037	mg/L	1		6010D	Dissolved
Magnesium, Dissolved	17		0.10	0.036	mg/L	1		6010D	Dissolved
Manganese, Dissolved	0.28		0.015	0.0013	mg/L	1		6010D	Dissolved

This Detection Summary does not include radiochemical test results.

Client Sample ID: Reactor 36 (Continued) — Lab Sample ID: 705-63267-10

Analyte	Result	Qualifier	RL	MDL	Unit	Dil Fac	D	Method	Prep Type
Potassium, Dissolved	9.7		0.50	0.32	mg/L	1		6010D	Dissolved
Sodium, Dissolved	45	B	1.0	0.039	mg/L	1		6010D	Dissolved

Client Sample ID: Reactor 37 — Lab Sample ID: 705-63267-11

Analyte	Result	Qualifier	RL	MDL	Unit	Dil Fac	D	Method	Prep Type
Chloride	7200		200	200	mg/L	200		300.0	Total/NA
Fluoride	0.23		0.20	0.081	mg/L	1		300.0	Total/NA
Sulfate	6.2		1.0	0.77	mg/L	1		300.0	Total/NA
Aluminum, Dissolved	47		0.20	0.063	mg/L	1		6010D	Dissolved
Barium, Dissolved	5.0		0.020	0.0035	mg/L	1		6010D	Dissolved
Beryllium, Dissolved	0.019		0.010	0.0014	mg/L	1		6010D	Dissolved
Calcium, Dissolved	160		0.10	0.038	mg/L	1		6010D	Dissolved
Cobalt, Dissolved	0.21		0.020	0.0015	mg/L	1		6010D	Dissolved
Lead, Dissolved	0.025		0.010	0.0061	mg/L	1		6010D	Dissolved
Lithium, Dissolved	0.0071	J	0.020	0.0037	mg/L	1		6010D	Dissolved
Magnesium, Dissolved	3200		10	3.6	mg/L	100		6010D	Dissolved
Manganese, Dissolved	0.24		0.015	0.0013	mg/L	1		6010D	Dissolved
Molybdenum, Dissolved	0.015	J	0.050	0.0092	mg/L	1		6010D	Dissolved
Potassium, Dissolved	8.3		0.50	0.32	mg/L	1		6010D	Dissolved
Sodium, Dissolved	15	B	1.0	0.039	mg/L	1		6010D	Dissolved

Client Sample ID: Reactor 38 — Lab Sample ID: 705-63267-12

Analyte	Result	Qualifier	RL	MDL	Unit	Dil Fac	D	Method	Prep Type
Chloride	6500		100	98	mg/L	100		300.0	Total/NA
Sulfate	9.5		1.0	0.77	mg/L	1		300.0	Total/NA
Aluminum, Dissolved	0.80		0.20	0.063	mg/L	1		6010D	Dissolved
Antimony, Dissolved	0.0088	J	0.020	0.0075	mg/L	1		6010D	Dissolved
Barium, Dissolved	0.37		0.020	0.0035	mg/L	1		6010D	Dissolved
Beryllium, Dissolved	0.0015	J	0.010	0.0014	mg/L	1		6010D	Dissolved
Cadmium, Dissolved	0.0012	J	0.0050	0.00080	mg/L	1		6010D	Dissolved
Calcium, Dissolved	57		0.10	0.038	mg/L	1		6010D	Dissolved
Cobalt, Dissolved	0.045		0.020	0.0015	mg/L	1		6010D	Dissolved
Lead, Dissolved	0.011		0.010	0.0061	mg/L	1		6010D	Dissolved
Lithium, Dissolved	0.0069	J	0.020	0.0037	mg/L	1		6010D	Dissolved
Magnesium, Dissolved	3000		10	3.6	mg/L	100		6010D	Dissolved
Manganese, Dissolved	0.39		0.015	0.0013	mg/L	1		6010D	Dissolved
Molybdenum, Dissolved	0.012	J	0.050	0.0092	mg/L	1		6010D	Dissolved
Potassium, Dissolved	2.5		0.50	0.32	mg/L	1		6010D	Dissolved
Sodium, Dissolved	3.0	B	1.0	0.039	mg/L	1		6010D	Dissolved

Client Sample ID: Reactor 39 — Lab Sample ID: 705-63267-13

Analyte	Result	Qualifier	RL	MDL	Unit	Dil Fac	D	Method	Prep Type
Chloride	21		1.0	0.98	mg/L	1		300.0	Total/NA
Sulfate	32		1.0	0.77	mg/L	1		300.0	Total/NA
Aluminum, Dissolved	0.29		0.20	0.063	mg/L	1		6010D	Dissolved
Barium, Dissolved	0.034		0.020	0.0035	mg/L	1		6010D	Dissolved
Calcium, Dissolved	5.7		0.10	0.038	mg/L	1		6010D	Dissolved
Cobalt, Dissolved	0.0042	J	0.020	0.0015	mg/L	1		6010D	Dissolved
Magnesium, Dissolved	3.7		0.10	0.036	mg/L	1		6010D	Dissolved

This Detection Summary does not include radiochemical test results.

Client Sample ID: Reactor 39 (Continued) — Lab Sample ID: 705-63267-13

Analyte	Result	Qualifier	RL	MDL	Unit	Dil Fac	D	Method	Prep Type
Manganese, Dissolved	0.021		0.015	0.0013	mg/L	1		6010D	Dissolved
Potassium, Dissolved	2.7		0.50	0.32	mg/L	1		6010D	Dissolved
Sodium, Dissolved	10	B	1.0	0.039	mg/L	1		6010D	Dissolved

Client Sample ID: Reactor 40 — Lab Sample ID: 705-63267-14

Analyte	Result	Qualifier	RL	MDL	Unit	Dil Fac	D	Method	Prep Type
Chloride	22		1.0	0.98	mg/L	1		300.0	Total/NA
Fluoride	0.35		0.20	0.081	mg/L	1		300.0	Total/NA
Sulfate	4.8		1.0	0.77	mg/L	1		300.0	Total/NA
Barium, Dissolved	0.012	J	0.020	0.0035	mg/L	1		6010D	Dissolved
Calcium, Dissolved	7.8		0.10	0.038	mg/L	1		6010D	Dissolved
Magnesium, Dissolved	1.4		0.10	0.036	mg/L	1		6010D	Dissolved
Manganese, Dissolved	0.0078	J	0.015	0.0013	mg/L	1		6010D	Dissolved
Potassium, Dissolved	2.2		0.50	0.32	mg/L	1		6010D	Dissolved
Sodium, Dissolved	4.9	B	1.0	0.039	mg/L	1		6010D	Dissolved

Client Sample ID: Reactor 41 — Lab Sample ID: 705-63267-15

Analyte	Result	Qualifier	RL	MDL	Unit	Dil Fac	D	Method	Prep Type
Chloride	9.9		1.0	0.98	mg/L	1		300.0	Total/NA
Fluoride	1.2		0.20	0.081	mg/L	1		300.0	Total/NA
Sulfate	410		20	15	mg/L	20		300.0	Total/NA
Aluminum, Dissolved	6.9		0.20	0.063	mg/L	1		6010D	Dissolved
Antimony, Dissolved	0.0088	J	0.020	0.0075	mg/L	1		6010D	Dissolved
Barium, Dissolved	0.055		0.020	0.0035	mg/L	1		6010D	Dissolved
Beryllium, Dissolved	0.0025	J	0.010	0.0014	mg/L	1		6010D	Dissolved
Calcium, Dissolved	64		0.10	0.038	mg/L	1		6010D	Dissolved
Cobalt, Dissolved	0.027		0.020	0.0015	mg/L	1		6010D	Dissolved
Lead, Dissolved	0.0062	J	0.010	0.0061	mg/L	1		6010D	Dissolved
Lithium, Dissolved	0.0055	J	0.020	0.0037	mg/L	1		6010D	Dissolved
Magnesium, Dissolved	26		0.10	0.036	mg/L	1		6010D	Dissolved
Manganese, Dissolved	0.11		0.015	0.0013	mg/L	1		6010D	Dissolved
Potassium, Dissolved	8.1		0.50	0.32	mg/L	1		6010D	Dissolved
Sodium, Dissolved	46	B	1.0	0.039	mg/L	1		6010D	Dissolved

Client Sample ID: Reactor 42 — Lab Sample ID: 705-63267-16

Analyte	Result	Qualifier	RL	MDL	Unit	Dil Fac	D	Method	Prep Type
Chloride	10		1.0	0.98	mg/L	1		300.0	Total/NA
Fluoride	0.22		0.20	0.081	mg/L	1		300.0	Total/NA
Sulfate	420	F1	20	15	mg/L	20		300.0	Total/NA
Barium, Dissolved	0.072		0.020	0.0035	mg/L	1		6010D	Dissolved
Calcium, Dissolved	110		0.10	0.038	mg/L	1		6010D	Dissolved
Lithium, Dissolved	0.0048	J	0.020	0.0037	mg/L	1		6010D	Dissolved
Magnesium, Dissolved	18		0.10	0.036	mg/L	1		6010D	Dissolved
Manganese, Dissolved	0.083		0.015	0.0013	mg/L	1		6010D	Dissolved
Potassium, Dissolved	8.7		0.50	0.32	mg/L	1		6010D	Dissolved
Sodium, Dissolved	43	B	1.0	0.039	mg/L	1		6010D	Dissolved

This Detection Summary does not include radiochemical test results.

Detection Summary

Client: Arcadis US Inc.
Project/Site: GP Plant McIntosh

Job ID: 705-63267-1

Client Sample ID: Reactor 43 — Lab Sample ID: 705-63267-17

Analyte	Result	Qualifier	RL	MDL	Unit	Dil Fac	D	Method	Prep Type
Chloride	7100		200	200	mg/L	200		300.0	Total/NA
Fluoride	4.3		4.0	1.6	mg/L	20		300.0	Total/NA
Sulfate	41		20	15	mg/L	20		300.0	Total/NA
Aluminum, Dissolved	130		20	6.3	mg/L	100		6010D	Dissolved
Antimony, Dissolved	0.0076	J	0.020	0.0075	mg/L	1		6010D	Dissolved
Barium, Dissolved	0.95		0.020	0.0035	mg/L	1		6010D	Dissolved
Beryllium, Dissolved	0.0047	J	0.010	0.0014	mg/L	1		6010D	Dissolved
Calcium, Dissolved	79		0.10	0.038	mg/L	1		6010D	Dissolved
Cobalt, Dissolved	0.062		0.020	0.0015	mg/L	1		6010D	Dissolved
Lead, Dissolved	0.031		0.010	0.0061	mg/L	1		6010D	Dissolved
Lithium, Dissolved	0.0074	J	0.020	0.0037	mg/L	1		6010D	Dissolved
Magnesium, Dissolved	2900		10	3.6	mg/L	100		6010D	Dissolved
Manganese, Dissolved	0.26		0.015	0.0013	mg/L	1		6010D	Dissolved
Molybdenum, Dissolved	0.019	J	0.050	0.0092	mg/L	1		6010D	Dissolved
Potassium, Dissolved	6.3		0.50	0.32	mg/L	1		6010D	Dissolved
Sodium, Dissolved	11	B	1.0	0.039	mg/L	1		6010D	Dissolved

Client Sample ID: Reactor 44 — Lab Sample ID: 705-63267-18

Analyte	Result	Qualifier	RL	MDL	Unit	Dil Fac	D	Method	Prep Type
Chloride	7000		200	200	mg/L	200		300.0	Total/NA
Sulfate	14		1.0	0.77	mg/L	1		300.0	Total/NA
Antimony, Dissolved	0.014	J	0.020	0.0075	mg/L	1		6010D	Dissolved
Barium, Dissolved	0.29		0.020	0.0035	mg/L	1		6010D	Dissolved
Calcium, Dissolved	94		0.10	0.038	mg/L	1		6010D	Dissolved
Lead, Dissolved	0.011		0.010	0.0061	mg/L	1		6010D	Dissolved
Lithium, Dissolved	0.0057	J	0.020	0.0037	mg/L	1		6010D	Dissolved
Magnesium, Dissolved	3100		10	3.6	mg/L	100		6010D	Dissolved
Manganese, Dissolved	0.15		0.015	0.0013	mg/L	1		6010D	Dissolved
Molybdenum, Dissolved	0.013	J	0.050	0.0092	mg/L	1		6010D	Dissolved
Potassium, Dissolved	2.5		0.50	0.32	mg/L	1		6010D	Dissolved
Sodium, Dissolved	2.3	B	1.0	0.039	mg/L	1		6010D	Dissolved

Client Sample ID: Reactor 45 — Lab Sample ID: 705-63267-19

Analyte	Result	Qualifier	RL	MDL	Unit	Dil Fac	D	Method	Prep Type
Chloride	19		1.0	0.98	mg/L	1		300.0	Total/NA
Aluminum, Dissolved	0.063	J	0.20	0.063	mg/L	1		6010D	Dissolved
Barium, Dissolved	0.091		0.020	0.0035	mg/L	1		6010D	Dissolved
Calcium, Dissolved	0.44		0.10	0.038	mg/L	1		6010D	Dissolved
Cobalt, Dissolved	0.0023	J	0.020	0.0015	mg/L	1		6010D	Dissolved
Magnesium, Dissolved	1.9		0.10	0.036	mg/L	1		6010D	Dissolved
Manganese, Dissolved	0.0026	J	0.015	0.0013	mg/L	1		6010D	Dissolved
Potassium, Dissolved	1.8		0.50	0.32	mg/L	1		6010D	Dissolved
Sodium, Dissolved	5.0	B	1.0	0.039	mg/L	1		6010D	Dissolved

Client Sample ID: Reactor 46 — Lab Sample ID: 705-63267-20

Analyte	Result	Qualifier	RL	MDL	Unit	Dil Fac	D	Method	Prep Type
Chloride	18		1.0	0.98	mg/L	1		300.0	Total/NA
Sulfate	9.1		1.0	0.77	mg/L	1		300.0	Total/NA
Aluminum, Dissolved	0.093	J	0.20	0.063	mg/L	1		6010D	Dissolved

This Detection Summary does not include radiochemical test results.

Client Sample ID: Reactor 46 (Continued) — Lab Sample ID: 705-63267-20

Analyte	Result	Qualifier	RL	MDL	Unit	Dil Fac	D	Method	Prep Type
Barium, Dissolved	0.097		0.020	0.0035	mg/L	1		6010D	Dissolved
Calcium, Dissolved	5.0		0.10	0.038	mg/L	1		6010D	Dissolved
Cobalt, Dissolved	0.0056	J	0.020	0.0015	mg/L	1		6010D	Dissolved
Magnesium, Dissolved	1.1		0.10	0.036	mg/L	1		6010D	Dissolved
Manganese, Dissolved	0.066		0.015	0.0013	mg/L	1		6010D	Dissolved
Potassium, Dissolved	3.6		0.50	0.32	mg/L	1		6010D	Dissolved
Sodium, Dissolved	6.0	B	1.0	0.039	mg/L	1		6010D	Dissolved

Client Sample ID: Reactor 47 — Lab Sample ID: 705-63267-21

Analyte	Result	Qualifier	RL	MDL	Unit	Dil Fac	D	Method	Prep Type
Chloride	9.3		1.0	0.98	mg/L	1		300.0	Total/NA
Fluoride	1.1		0.20	0.081	mg/L	1		300.0	Total/NA
Sulfate	360	B	20	15	mg/L	20		300.0	Total/NA
Aluminum, Dissolved	7.1		0.20	0.063	mg/L	1		6010D	Dissolved
Antimony, Dissolved	0.0085	J	0.020	0.0075	mg/L	1		6010D	Dissolved
Barium, Dissolved	0.21		0.020	0.0035	mg/L	1		6010D	Dissolved
Beryllium, Dissolved	0.0038	J	0.010	0.0014	mg/L	1		6010D	Dissolved
Calcium, Dissolved	43		0.10	0.038	mg/L	1		6010D	Dissolved
Cobalt, Dissolved	0.031		0.020	0.0015	mg/L	1		6010D	Dissolved
Lithium, Dissolved	0.0043	J	0.020	0.0037	mg/L	1		6010D	Dissolved
Magnesium, Dissolved	25		0.10	0.036	mg/L	1		6010D	Dissolved
Manganese, Dissolved	0.037		0.015	0.0013	mg/L	1		6010D	Dissolved
Molybdenum, Dissolved	0.025	J	0.050	0.0092	mg/L	1		6010D	Dissolved
Potassium, Dissolved	8.1		0.50	0.32	mg/L	1		6010D	Dissolved
Selenium, Dissolved	0.018	J ^+ ^2	0.020	0.011	mg/L	1		6010D	Dissolved
Sodium, Dissolved	43		1.0	0.039	mg/L	1		6010D	Dissolved

Client Sample ID: Reactor 48 — Lab Sample ID: 705-63267-22

Analyte	Result	Qualifier	RL	MDL	Unit	Dil Fac	D	Method	Prep Type
Chloride	9.9		1.0	0.98	mg/L	1		300.0	Total/NA
Fluoride	0.61		0.20	0.081	mg/L	1		300.0	Total/NA
Sulfate	48	B	20	15	mg/L	20		300.0	Total/NA
Aluminum, Dissolved	5.2		0.20	0.063	mg/L	1		6010D	Dissolved
Antimony, Dissolved	0.011	J	0.020	0.0075	mg/L	1		6010D	Dissolved
Barium, Dissolved	0.073		0.020	0.0035	mg/L	1		6010D	Dissolved
Beryllium, Dissolved	0.0027	J	0.010	0.0014	mg/L	1		6010D	Dissolved
Calcium, Dissolved	89		0.10	0.038	mg/L	1		6010D	Dissolved
Cobalt, Dissolved	0.029		0.020	0.0015	mg/L	1		6010D	Dissolved
Iron, Dissolved	0.14		0.10	0.035	mg/L	1		6010D	Dissolved
Lithium, Dissolved	0.0069	J	0.020	0.0037	mg/L	1		6010D	Dissolved
Magnesium, Dissolved	17		0.10	0.036	mg/L	1		6010D	Dissolved
Manganese, Dissolved	0.24		0.015	0.0013	mg/L	1		6010D	Dissolved
Molybdenum, Dissolved	0.024	J	0.050	0.0092	mg/L	1		6010D	Dissolved
Potassium, Dissolved	11		0.50	0.32	mg/L	1		6010D	Dissolved
Selenium, Dissolved	0.013	J ^+ ^2	0.020	0.011	mg/L	1		6010D	Dissolved
Sodium, Dissolved	46	B	1.0	0.039	mg/L	1		6010D	Dissolved

This Detection Summary does not include radiochemical test results.

Detection Summary

Client: Arcadis US Inc.
Project/Site: GP Plant McIntosh

Job ID: 705-63267-1

Client Sample ID: Reactor 49 — Lab Sample ID: 705-63267-23

Analyte	Result	Qualifier	RL	MDL	Unit	Dil Fac	D	Method	Prep Type
Chloride	7500		200	200	mg/L	200		300.0	Total/NA
Fluoride	0.15	J	0.20	0.081	mg/L	1		300.0	Total/NA
Sulfate	9.6		1.0	0.77	mg/L	1		300.0	Total/NA
Aluminum, Dissolved	94		0.20	0.063	mg/L	1		6010D	Dissolved
Barium, Dissolved	2.7		0.020	0.0035	mg/L	1		6010D	Dissolved
Beryllium, Dissolved	0.0076	J	0.010	0.0014	mg/L	1		6010D	Dissolved
Calcium, Dissolved	7.1		0.10	0.038	mg/L	1		6010D	Dissolved
Cobalt, Dissolved	0.056		0.020	0.0015	mg/L	1		6010D	Dissolved
Lead, Dissolved	0.027		0.010	0.0061	mg/L	1		6010D	Dissolved
Lithium, Dissolved	0.0087	J	0.020	0.0037	mg/L	1		6010D	Dissolved
Magnesium, Dissolved	2700		10	3.6	mg/L	100		6010D	Dissolved
Manganese, Dissolved	0.070		0.015	0.0013	mg/L	1		6010D	Dissolved
Molybdenum, Dissolved	0.020	J	0.050	0.0092	mg/L	1		6010D	Dissolved
Potassium, Dissolved	5.5		0.50	0.32	mg/L	1		6010D	Dissolved
Sodium, Dissolved	8.4	B	1.0	0.039	mg/L	1		6010D	Dissolved

Client Sample ID: Reactor 50 — Lab Sample ID: 705-63267-24

Analyte	Result	Qualifier	RL	MDL	Unit	Dil Fac	D	Method	Prep Type
Chloride	7000		100	98	mg/L	100		300.0	Total/NA
Sulfate	25		1.0	0.77	mg/L	1		300.0	Total/NA
Aluminum, Dissolved	36		0.20	0.063	mg/L	1		6010D	Dissolved
Antimony, Dissolved	0.010	J	0.020	0.0075	mg/L	1		6010D	Dissolved
Barium, Dissolved	1.3		0.020	0.0035	mg/L	1		6010D	Dissolved
Beryllium, Dissolved	0.0037	J	0.010	0.0014	mg/L	1		6010D	Dissolved
Calcium, Dissolved	31		0.10	0.038	mg/L	1		6010D	Dissolved
Cobalt, Dissolved	0.035		0.020	0.0015	mg/L	1		6010D	Dissolved
Iron, Dissolved	0.44		0.10	0.035	mg/L	1		6010D	Dissolved
Lead, Dissolved	0.021		0.010	0.0061	mg/L	1		6010D	Dissolved
Lithium, Dissolved	0.0044	J	0.020	0.0037	mg/L	1		6010D	Dissolved
Magnesium, Dissolved	2900		10	3.6	mg/L	100		6010D	Dissolved
Manganese, Dissolved	0.31		0.015	0.0013	mg/L	1		6010D	Dissolved
Molybdenum, Dissolved	0.014	J	0.050	0.0092	mg/L	1		6010D	Dissolved
Potassium, Dissolved	4.6		0.50	0.32	mg/L	1		6010D	Dissolved
Sodium, Dissolved	4.9	B	1.0	0.039	mg/L	1		6010D	Dissolved

Client Sample ID: Low TDS Baseline — Lab Sample ID: 705-63267-25

Analyte	Result	Qualifier	RL	MDL	Unit	Dil Fac	D	Method	Prep Type
Chloride	19		1.0	0.98	mg/L	1		300.0	Total/NA
Calcium, Dissolved	2.4		0.10	0.038	mg/L	1		6010D	Dissolved
Magnesium, Dissolved	1.2		0.10	0.036	mg/L	1		6010D	Dissolved
Potassium, Dissolved	3.4		0.50	0.32	mg/L	1		6010D	Dissolved
Sodium, Dissolved	4.7	B	1.0	0.039	mg/L	1		6010D	Dissolved

Client Sample ID: High TDS Baseline — Lab Sample ID: 705-63267-26

Analyte	Result	Qualifier	RL	MDL	Unit	Dil Fac	D	Method	Prep Type
Chloride	10		1.0	0.98	mg/L	1		300.0	Total/NA
Sulfate	480	B	20	15	mg/L	20		300.0	Total/NA
Calcium, Dissolved	110		0.10	0.038	mg/L	1		6010D	Dissolved
Magnesium, Dissolved	19		0.10	0.036	mg/L	1		6010D	Dissolved

This Detection Summary does not include radiochemical test results.

Detection Summary

Client: Arcadis US Inc.
Project/Site: GP Plant McIntosh

Job ID: 705-63267-1

Client Sample ID: High TDS Baseline (Continued)

Lab Sample ID: 705-63267-26

Analyte	Result	Qualifier	RL	MDL	Unit	Dil Fac	D	Method	Prep Type
Manganese, Dissolved	0.0014	J	0.015	0.0013	mg/L	1		6010D	Dissolved
Potassium, Dissolved	11		0.50	0.32	mg/L	1		6010D	Dissolved
Sodium, Dissolved	47	B	1.0	0.039	mg/L	1		6010D	Dissolved

This Detection Summary does not include radiochemical test results.

Client Sample Results

Client: Arcadis US Inc.
Project/Site: GP Plant McIntosh

Job ID: 705-63267-1

Client Sample ID: Reactor 27

Lab Sample ID: 705-63267-1
Matrix: Water
Date Collected: 04/08/26 10:30
Date Received: 04/09/26 09:40

Method: EPA 300.0 - Anions, Ion Chromatography

Analyte	Result	Qualifier	RL	MDL	Unit	D	Prepared	Analyzed	Dil Fac
Chloride	**18**		1.0	0.98	mg/L			04/15/26 00:19	1
Fluoride	<0.081		0.20	0.081	mg/L			04/15/26 00:19	1
Sulfate	**14**		1.0	0.77	mg/L			04/15/26 00:19	1

Method: SW846 6010D - Metals (ICP) - Dissolved

Analyte	Result	Qualifier	RL	MDL	Unit	D	Prepared	Analyzed	Dil Fac
Aluminum, Dissolved	**0.069**	**J**	0.20	0.063	mg/L			04/17/26 14:46	1
Antimony, Dissolved	<0.0075		0.020	0.0075	mg/L			04/17/26 14:46	1
Arsenic, Dissolved	<0.0099		0.050	0.0099	mg/L			04/17/26 14:46	1
Barium, Dissolved	**0.016**	**J**	0.020	0.0035	mg/L			04/17/26 14:46	1
Beryllium, Dissolved	<0.0014		0.010	0.0014	mg/L			04/17/26 14:46	1
Cadmium, Dissolved	<0.00080		0.0050	0.00080	mg/L			04/17/26 14:46	1
Calcium, Dissolved	**5.6**		0.10	0.038	mg/L			04/17/26 14:46	1
Chromium, Dissolved	<0.0038		0.010	0.0038	mg/L			04/17/26 14:46	1
Cobalt, Dissolved	**0.0035**	**J**	0.020	0.0015	mg/L			04/17/26 14:46	1
Iron, Dissolved	<0.035		0.10	0.035	mg/L			04/17/26 14:46	1
Lead, Dissolved	<0.0061		0.010	0.0061	mg/L			04/17/26 14:46	1
Lithium, Dissolved	<0.0037		0.020	0.0037	mg/L			04/17/26 14:46	1
Magnesium, Dissolved	**3.8**		0.10	0.036	mg/L			04/17/26 14:46	1
Manganese, Dissolved	**0.0087**	**J**	0.015	0.0013	mg/L			04/17/26 14:46	1
Molybdenum, Dissolved	**0.025**	**J**	0.050	0.0092	mg/L			04/17/26 14:46	1
Potassium, Dissolved	**2.3**		0.50	0.32	mg/L			04/17/26 14:46	1
Selenium, Dissolved	**0.019**	**J**	0.020	0.011	mg/L			04/17/26 14:46	1
Sodium, Dissolved	**7.5**	**B**	1.0	0.039	mg/L			04/17/26 14:46	1
Thallium, Dissolved	<0.015		0.020	0.015	mg/L			04/17/26 14:46	1

Client Sample ID: Reactor 28

Lab Sample ID: 705-63267-2
Matrix: Water
Date Collected: 04/08/26 11:26
Date Received: 04/09/26 09:40

Method: EPA 300.0 - Anions, Ion Chromatography

Analyte	Result	Qualifier	RL	MDL	Unit	D	Prepared	Analyzed	Dil Fac
Chloride	**18**	**F1**	1.0	0.98	mg/L			04/14/26 19:35	1
Fluoride	**0.11**	**J F1**	0.20	0.081	mg/L			04/14/26 19:35	1
Sulfate	**8.6**	**F1**	1.0	0.77	mg/L			04/14/26 19:35	1

Method: SW846 6010D - Metals (ICP) - Dissolved

Analyte	Result	Qualifier	RL	MDL	Unit	D	Prepared	Analyzed	Dil Fac
Aluminum, Dissolved	<0.063		0.20	0.063	mg/L			04/17/26 14:49	1
Antimony, Dissolved	**0.0087**	**J**	0.020	0.0075	mg/L			04/17/26 14:49	1
Arsenic, Dissolved	<0.0099		0.050	0.0099	mg/L			04/17/26 14:49	1
Barium, Dissolved	**0.019**	**J**	0.020	0.0035	mg/L			04/17/26 14:49	1
Beryllium, Dissolved	<0.0014		0.010	0.0014	mg/L			04/17/26 14:49	1
Cadmium, Dissolved	<0.00080		0.0050	0.00080	mg/L			04/17/26 14:49	1
Calcium, Dissolved	**5.8**		0.10	0.038	mg/L			04/17/26 14:49	1
Chromium, Dissolved	<0.0038		0.010	0.0038	mg/L			04/17/26 14:49	1
Cobalt, Dissolved	**0.0016**	**J**	0.020	0.0015	mg/L			04/17/26 14:49	1
Iron, Dissolved	<0.035		0.10	0.035	mg/L			04/17/26 14:49	1
Lead, Dissolved	<0.0061		0.010	0.0061	mg/L			04/17/26 14:49	1
Lithium, Dissolved	**0.0050**	**J**	0.020	0.0037	mg/L			04/17/26 14:49	1

Client Sample ID: Reactor 28

Lab Sample ID: 705-63267-2

Date Collected: 04/08/26 11:26

Matrix: Water

Date Received: 04/09/26 09:40

Method: SW846 6010D - Metals (ICP) - Dissolved (Continued)

Analyte	Result	Qualifier	RL	MDL	Unit	D	Prepared	Analyzed	Dil Fac
Magnesium, Dissolved	0.62		0.10	0.036	mg/L			04/17/26 14:49	1
Manganese, Dissolved	0.034		0.015	0.0013	mg/L			04/17/26 14:49	1
Molybdenum, Dissolved	0.012	J	0.050	0.0092	mg/L			04/17/26 14:49	1
Potassium, Dissolved	3.1		0.50	0.32	mg/L			04/17/26 14:49	1
Selenium, Dissolved	<0.011		0.020	0.011	mg/L			04/17/26 14:49	1
Sodium, Dissolved	7.2	B	1.0	0.039	mg/L			04/17/26 14:49	1
Thallium, Dissolved	<0.015		0.020	0.015	mg/L			04/17/26 14:49	1

Client Sample ID: Reactor 29

Lab Sample ID: 705-63267-3

Date Collected: 04/08/26 10:32

Matrix: Water

Date Received: 04/09/26 09:40

Method: EPA 300.0 - Anions, Ion Chromatography

Analyte	Result	Qualifier	RL	MDL	Unit	D	Prepared	Analyzed	Dil Fac
Chloride	9.5		1.0	0.98	mg/L			04/15/26 00:30	1
Fluoride	0.12	J	0.20	0.081	mg/L			04/15/26 00:30	1
Sulfate	400		10	7.7	mg/L			04/15/26 19:24	10

Method: SW846 6010D - Metals (ICP) - Dissolved

Analyte	Result	Qualifier	RL	MDL	Unit	D	Prepared	Analyzed	Dil Fac
Aluminum, Dissolved	0.40		0.20	0.063	mg/L			04/17/26 14:52	1
Antimony, Dissolved	0.014	J	0.020	0.0075	mg/L			04/17/26 14:52	1
Arsenic, Dissolved	<0.0099		0.050	0.0099	mg/L			04/17/26 14:52	1
Barium, Dissolved	0.074		0.020	0.0035	mg/L			04/17/26 14:52	1
Beryllium, Dissolved	<0.0014		0.010	0.0014	mg/L			04/17/26 14:52	1
Cadmium, Dissolved	<0.00080		0.0050	0.00080	mg/L			04/17/26 14:52	1
Calcium, Dissolved	85		0.10	0.038	mg/L			04/17/26 14:52	1
Chromium, Dissolved	<0.0038		0.010	0.0038	mg/L			04/17/26 14:52	1
Cobalt, Dissolved	0.021		0.020	0.0015	mg/L			04/17/26 14:52	1
Iron, Dissolved	<0.035		0.10	0.035	mg/L			04/17/26 14:52	1
Lead, Dissolved	<0.0061		0.010	0.0061	mg/L			04/17/26 14:52	1
Lithium, Dissolved	0.0042	J	0.020	0.0037	mg/L			04/17/26 14:52	1
Magnesium, Dissolved	26		0.10	0.036	mg/L			04/17/26 14:52	1
Manganese, Dissolved	0.099		0.015	0.0013	mg/L			04/17/26 14:52	1
Molybdenum, Dissolved	0.0099	J	0.050	0.0092	mg/L			04/17/26 14:52	1
Potassium, Dissolved	8.7		0.50	0.32	mg/L			04/17/26 14:52	1
Selenium, Dissolved	<0.011		0.020	0.011	mg/L			04/17/26 14:52	1
Sodium, Dissolved	45	B	1.0	0.039	mg/L			04/17/26 14:52	1
Thallium, Dissolved	<0.015		0.020	0.015	mg/L			04/17/26 14:52	1

Client Sample ID: Reactor 30

Lab Sample ID: 705-63267-4

Date Collected: 04/08/26 10:34

Matrix: Water

Date Received: 04/09/26 09:40

Method: EPA 300.0 - Anions, Ion Chromatography

Analyte	Result	Qualifier	RL	MDL	Unit	D	Prepared	Analyzed	Dil Fac
Chloride	11		1.0	0.98	mg/L			04/15/26 00:41	1
Fluoride	<0.081		0.20	0.081	mg/L			04/15/26 00:41	1
Sulfate	450		10	7.7	mg/L			04/15/26 19:36	10

Client Sample Results

Client: Arcadis US Inc.
Project/Site: GP Plant McIntosh

Job ID: 705-63267-1

Client Sample ID: Reactor 30

Lab Sample ID: 705-63267-4

Date Collected: 04/08/26 10:34
Matrix: Water
Date Received: 04/09/26 09:40

Method: SW846 6010D - Metals (ICP) - Dissolved

Analyte	Result	Qualifier	RL	MDL	Unit	D	Prepared	Analyzed	Dil Fac
Aluminum, Dissolved	<0.063		0.20	0.063	mg/L			04/17/26 15:01	1
Antimony, Dissolved	<0.0075		0.020	0.0075	mg/L			04/17/26 15:01	1
Arsenic, Dissolved	<0.0099		0.050	0.0099	mg/L			04/17/26 15:01	1
Barium, Dissolved	**0.078**		0.020	0.0035	mg/L			04/17/26 15:01	1
Beryllium, Dissolved	<0.0014		0.010	0.0014	mg/L			04/17/26 15:01	1
Cadmium, Dissolved	<0.00080		0.0050	0.00080	mg/L			04/17/26 15:01	1
Calcium, Dissolved	**110**		0.10	0.038	mg/L			04/17/26 15:01	1
Chromium, Dissolved	<0.0038		0.010	0.0038	mg/L			04/17/26 15:01	1
Cobalt, Dissolved	<0.0015		0.020	0.0015	mg/L			04/17/26 15:01	1
Iron, Dissolved	<0.035		0.10	0.035	mg/L			04/17/26 15:01	1
Lead, Dissolved	<0.0061		0.010	0.0061	mg/L			04/17/26 15:01	1
Lithium, Dissolved	**0.0042**	**J**	0.020	0.0037	mg/L			04/17/26 15:01	1
Magnesium, Dissolved	**15**		0.10	0.036	mg/L			04/17/26 15:01	1
Manganese, Dissolved	**0.34**		0.015	0.0013	mg/L			04/17/26 15:01	1
Molybdenum, Dissolved	<0.0092		0.050	0.0092	mg/L			04/17/26 15:01	1
Potassium, Dissolved	**10**		0.50	0.32	mg/L			04/17/26 15:01	1
Selenium, Dissolved	<0.011		0.020	0.011	mg/L			04/17/26 15:01	1
Sodium, Dissolved	**46**	**B**	1.0	0.039	mg/L			04/17/26 15:01	1
Thallium, Dissolved	<0.015		0.020	0.015	mg/L			04/17/26 15:01	1

Client Sample ID: Reactor 31

Lab Sample ID: 705-63267-5

Date Collected: 04/08/26 10:34
Matrix: Water
Date Received: 04/09/26 09:40

Method: EPA 300.0 - Anions, Ion Chromatography

Analyte	Result	Qualifier	RL	MDL	Unit	D	Prepared	Analyzed	Dil Fac
Chloride	**6700**		100	98	mg/L			04/18/26 21:51	100
Fluoride	**0.13**	**J**	0.20	0.081	mg/L			04/16/26 07:30	1
Sulfate	**28**		1.0	0.77	mg/L			04/16/26 07:30	1

Method: SW846 6010D - Metals (ICP) - Dissolved

Analyte	Result	Qualifier	RL	MDL	Unit	D	Prepared	Analyzed	Dil Fac
Aluminum, Dissolved	**9.9**		0.20	0.063	mg/L			04/17/26 15:04	1
Antimony, Dissolved	<0.0075		0.020	0.0075	mg/L			04/17/26 15:04	1
Arsenic, Dissolved	<0.0099		0.050	0.0099	mg/L			04/17/26 15:04	1
Barium, Dissolved	**0.96**		0.020	0.0035	mg/L			04/17/26 15:04	1
Beryllium, Dissolved	**0.011**		0.010	0.0014	mg/L			04/17/26 15:04	1
Cadmium, Dissolved	**0.0011**	**J**	0.0050	0.00080	mg/L			04/17/26 15:04	1
Calcium, Dissolved	**350**		10	3.8	mg/L			04/24/26 11:14	100
Chromium, Dissolved	<0.0038		0.010	0.0038	mg/L			04/17/26 15:04	1
Cobalt, Dissolved	**0.063**		0.020	0.0015	mg/L			04/17/26 15:04	1
Iron, Dissolved	<0.035		0.10	0.035	mg/L			04/17/26 15:04	1
Lead, Dissolved	**0.024**		0.010	0.0061	mg/L			04/17/26 15:04	1
Lithium, Dissolved	**0.0059**	**J**	0.020	0.0037	mg/L			04/17/26 15:04	1
Magnesium, Dissolved	**3100**		10	3.6	mg/L			04/24/26 11:14	100
Manganese, Dissolved	**0.31**		0.015	0.0013	mg/L			04/17/26 15:04	1
Molybdenum, Dissolved	**0.017**	**J**	0.050	0.0092	mg/L			04/17/26 15:04	1
Potassium, Dissolved	**7.5**		0.50	0.32	mg/L			04/17/26 15:04	1
Selenium, Dissolved	<0.011		0.020	0.011	mg/L			04/17/26 15:04	1
Sodium, Dissolved	**9.5**	**B**	1.0	0.039	mg/L			04/17/26 15:04	1

Client Sample ID: Reactor 31

Lab Sample ID: 705-63267-5

Date Collected: 04/08/26 10:34
Matrix: Water
Date Received: 04/09/26 09:40

Method: SW846 6010D - Metals (ICP) - Dissolved (Continued)

Analyte	Result	Qualifier	RL	MDL	Unit	D	Prepared	Analyzed	Dil Fac
Thallium, Dissolved	<0.015		0.020	0.015	mg/L			04/24/26 11:32	1

Client Sample ID: Reactor 32

Lab Sample ID: 705-63267-6

Date Collected: 04/08/26 10:36
Matrix: Water
Date Received: 04/09/26 09:40

Method: EPA 300.0 - Anions, Ion Chromatography

Analyte	Result	Qualifier	RL	MDL	Unit	D	Prepared	Analyzed	Dil Fac
Chloride	**6800**		100	98	mg/L			04/18/26 22:02	100
Fluoride	<0.081		0.20	0.081	mg/L			04/16/26 07:41	1
Sulfate	**18**		1.0	0.77	mg/L			04/16/26 07:41	1

Method: SW846 6010D - Metals (ICP) - Dissolved

Analyte	Result	Qualifier	RL	MDL	Unit	D	Prepared	Analyzed	Dil Fac
Aluminum, Dissolved	<0.063		0.20	0.063	mg/L			04/17/26 15:07	1
Antimony, Dissolved	**0.0089**	**J**	0.020	0.0075	mg/L			04/17/26 15:07	1
Arsenic, Dissolved	<0.0099		0.050	0.0099	mg/L			04/17/26 15:07	1
Barium, Dissolved	**0.51**		0.020	0.0035	mg/L			04/17/26 15:07	1
Beryllium, Dissolved	**0.0017**	**J**	0.010	0.0014	mg/L			04/17/26 15:07	1
Cadmium, Dissolved	**0.0041**	**J**	0.0050	0.00080	mg/L			04/17/26 15:07	1
Calcium, Dissolved	**85**		0.10	0.038	mg/L			04/17/26 15:07	1
Chromium, Dissolved	<0.0038		0.010	0.0038	mg/L			04/17/26 15:07	1
Cobalt, Dissolved	**0.0036**	**J**	0.020	0.0015	mg/L			04/17/26 15:07	1
Iron, Dissolved	<0.035		0.10	0.035	mg/L			04/17/26 15:07	1
Lead, Dissolved	**0.010**		0.010	0.0061	mg/L			04/17/26 15:07	1
Lithium, Dissolved	**0.0067**	**J**	0.020	0.0037	mg/L			04/17/26 15:07	1
Magnesium, Dissolved	**3300**		10	3.6	mg/L			04/24/26 11:17	100
Manganese, Dissolved	**0.56**		0.015	0.0013	mg/L			04/17/26 15:07	1
Molybdenum, Dissolved	**0.013**	**J**	0.050	0.0092	mg/L			04/17/26 15:07	1
Potassium, Dissolved	**4.0**		0.50	0.32	mg/L			04/17/26 15:07	1
Selenium, Dissolved	<0.011		0.020	0.011	mg/L			04/17/26 15:07	1
Sodium, Dissolved	**5.9**	**B**	1.0	0.039	mg/L			04/17/26 15:07	1
Thallium, Dissolved	<0.015		0.020	0.015	mg/L			04/17/26 15:07	1

Client Sample ID: Reactor 33

Lab Sample ID: 705-63267-7

Date Collected: 04/08/26 11:16
Matrix: Water
Date Received: 04/09/26 09:40

Method: EPA 300.0 - Anions, Ion Chromatography

Analyte	Result	Qualifier	RL	MDL	Unit	D	Prepared	Analyzed	Dil Fac
Chloride	**20**		1.0	0.98	mg/L			04/16/26 07:52	1
Fluoride	<0.081		0.20	0.081	mg/L			04/16/26 07:52	1
Sulfate	<0.77		1.0	0.77	mg/L			04/16/26 07:52	1

Method: SW846 6010D - Metals (ICP) - Dissolved

Analyte	Result	Qualifier	RL	MDL	Unit	D	Prepared	Analyzed	Dil Fac
Aluminum, Dissolved	<0.063		0.20	0.063	mg/L			04/17/26 15:10	1
Antimony, Dissolved	<0.0075		0.020	0.0075	mg/L			04/17/26 15:10	1
Arsenic, Dissolved	<0.0099		0.050	0.0099	mg/L			04/17/26 15:10	1
Barium, Dissolved	**0.056**		0.020	0.0035	mg/L			04/17/26 15:10	1
Beryllium, Dissolved	<0.0014		0.010	0.0014	mg/L			04/17/26 15:10	1

Client Sample ID: Reactor 33

Lab Sample ID: 705-63267-7

Date Collected: 04/08/26 11:16
Matrix: Water
Date Received: 04/09/26 09:40

Method: SW846 6010D - Metals (ICP) - Dissolved (Continued)

Analyte	Result	Qualifier	RL	MDL	Unit	D	Prepared	Analyzed	Dil Fac
Cadmium, Dissolved	<0.00080		0.0050	0.00080	mg/L			04/17/26 15:10	1
Calcium, Dissolved	**2.2**		0.10	0.038	mg/L			04/17/26 15:10	1
Chromium, Dissolved	<0.0038		0.010	0.0038	mg/L			04/17/26 15:10	1
Cobalt, Dissolved	**0.0027**	**J**	0.020	0.0015	mg/L			04/17/26 15:10	1
Iron, Dissolved	<0.035		0.10	0.035	mg/L			04/17/26 15:10	1
Lead, Dissolved	<0.0061		0.010	0.0061	mg/L			04/17/26 15:10	1
Lithium, Dissolved	<0.0037		0.020	0.0037	mg/L			04/17/26 15:10	1
Magnesium, Dissolved	**1.5**		0.10	0.036	mg/L			04/17/26 15:10	1
Manganese, Dissolved	**0.0029**	**J**	0.015	0.0013	mg/L			04/17/26 15:10	1
Molybdenum, Dissolved	<0.0092		0.050	0.0092	mg/L			04/17/26 15:10	1
Potassium, Dissolved	**1.8**		0.50	0.32	mg/L			04/17/26 15:10	1
Selenium, Dissolved	<0.011		0.020	0.011	mg/L			04/17/26 15:10	1
Sodium, Dissolved	**4.5**	**B**	1.0	0.039	mg/L			04/17/26 15:10	1
Thallium, Dissolved	<0.015		0.020	0.015	mg/L			04/17/26 15:10	1

Client Sample ID: Reactor 34

Lab Sample ID: 705-63267-8

Date Collected: 04/08/26 11:24
Matrix: Water
Date Received: 04/09/26 09:40

Method: EPA 300.0 - Anions, Ion Chromatography

Analyte	Result	Qualifier	RL	MDL	Unit	D	Prepared	Analyzed	Dil Fac
Chloride	**19**		1.0	0.98	mg/L			04/16/26 08:04	1
Fluoride	<0.081		0.20	0.081	mg/L			04/16/26 08:04	1
Sulfate	**1.1**		1.0	0.77	mg/L			04/16/26 08:04	1

Method: SW846 6010D - Metals (ICP) - Dissolved

Analyte	Result	Qualifier	RL	MDL	Unit	D	Prepared	Analyzed	Dil Fac
Aluminum, Dissolved	<0.063		0.20	0.063	mg/L			04/17/26 15:13	1
Antimony, Dissolved	<0.0075		0.020	0.0075	mg/L			04/17/26 15:13	1
Arsenic, Dissolved	<0.0099		0.050	0.0099	mg/L			04/17/26 15:13	1
Barium, Dissolved	**0.015**	**J**	0.020	0.0035	mg/L			04/17/26 15:13	1
Beryllium, Dissolved	<0.0014		0.010	0.0014	mg/L			04/17/26 15:13	1
Cadmium, Dissolved	<0.00080		0.0050	0.00080	mg/L			04/17/26 15:13	1
Calcium, Dissolved	**3.0**		0.10	0.038	mg/L			04/17/26 15:13	1
Chromium, Dissolved	<0.0038		0.010	0.0038	mg/L			04/17/26 15:13	1
Cobalt, Dissolved	**0.0043**	**J**	0.020	0.0015	mg/L			04/17/26 15:13	1
Iron, Dissolved	<0.035		0.10	0.035	mg/L			04/17/26 15:13	1
Lead, Dissolved	<0.0061		0.010	0.0061	mg/L			04/17/26 15:13	1
Lithium, Dissolved	<0.0037		0.020	0.0037	mg/L			04/17/26 15:13	1
Magnesium, Dissolved	**0.56**		0.10	0.036	mg/L			04/17/26 15:13	1
Manganese, Dissolved	**0.021**		0.015	0.0013	mg/L			04/17/26 15:13	1
Molybdenum, Dissolved	<0.0092		0.050	0.0092	mg/L			04/17/26 15:13	1
Potassium, Dissolved	**2.4**		0.50	0.32	mg/L			04/17/26 15:13	1
Selenium, Dissolved	<0.011		0.020	0.011	mg/L			04/17/26 15:13	1
Sodium, Dissolved	**5.3**	**B**	1.0	0.039	mg/L			04/17/26 15:13	1
Thallium, Dissolved	<0.015		0.020	0.015	mg/L			04/17/26 15:13	1

Client Sample Results

Client: Arcadis US Inc.
Project/Site: GP Plant McIntosh

Job ID: 705-63267-1

Client Sample ID: Reactor 35

Lab Sample ID: 705-63267-9

Date Collected: 04/08/26 11:19
Matrix: Water
Date Received: 04/09/26 09:40

Method: EPA 300.0 - Anions, Ion Chromatography

Analyte	Result	Qualifier	RL	MDL	Unit	D	Prepared	Analyzed	Dil Fac
Chloride	**9.9**		1.0	0.98	mg/L			04/16/26 08:15	1
Fluoride	**0.49**		0.20	0.081	mg/L			04/16/26 08:15	1
Sulfate	**310**		20	15	mg/L			04/17/26 22:59	20

Method: SW846 6010D - Metals (ICP) - Dissolved

Analyte	Result	Qualifier	RL	MDL	Unit	D	Prepared	Analyzed	Dil Fac
Aluminum, Dissolved	**1.7**		0.20	0.063	mg/L			04/17/26 15:16	1
Antimony, Dissolved	<0.0075		0.020	0.0075	mg/L			04/17/26 15:16	1
Arsenic, Dissolved	<0.0099		0.050	0.0099	mg/L			04/17/26 15:16	1
Barium, Dissolved	**0.12**		0.020	0.0035	mg/L			04/17/26 15:16	1
Beryllium, Dissolved	**0.0042**	**J**	0.010	0.0014	mg/L			04/17/26 15:16	1
Cadmium, Dissolved	<0.00080		0.0050	0.00080	mg/L			04/17/26 15:16	1
Calcium, Dissolved	**61**		0.10	0.038	mg/L			04/17/26 15:16	1
Chromium, Dissolved	**0.0059**	**J**	0.010	0.0038	mg/L			04/17/26 15:16	1
Cobalt, Dissolved	**0.062**		0.020	0.0015	mg/L			04/17/26 15:16	1
Iron, Dissolved	<0.035		0.10	0.035	mg/L			04/17/26 15:16	1
Lead, Dissolved	<0.0061		0.010	0.0061	mg/L			04/17/26 15:16	1
Lithium, Dissolved	**0.0039**	**J**	0.020	0.0037	mg/L			04/17/26 15:16	1
Magnesium, Dissolved	**31**		0.10	0.036	mg/L			04/17/26 15:16	1
Manganese, Dissolved	**0.070**		0.015	0.0013	mg/L			04/17/26 15:16	1
Molybdenum, Dissolved	<0.0092		0.050	0.0092	mg/L			04/17/26 15:16	1
Potassium, Dissolved	**8.2**		0.50	0.32	mg/L			04/17/26 15:16	1
Selenium, Dissolved	<0.011		0.020	0.011	mg/L			04/17/26 15:16	1
Sodium, Dissolved	**40**	**B**	1.0	0.039	mg/L			04/17/26 15:16	1
Thallium, Dissolved	<0.015		0.020	0.015	mg/L			04/17/26 15:16	1

Client Sample ID: Reactor 36

Lab Sample ID: 705-63267-10

Date Collected: 04/08/26 11:20
Matrix: Water
Date Received: 04/09/26 09:40

Method: EPA 300.0 - Anions, Ion Chromatography

Analyte	Result	Qualifier	RL	MDL	Unit	D	Prepared	Analyzed	Dil Fac
Chloride	**9.6**		1.0	0.98	mg/L			04/16/26 09:00	1
Fluoride	**0.22**		0.20	0.081	mg/L			04/16/26 09:00	1
Sulfate	**350**		20	15	mg/L			04/17/26 23:11	20

Method: SW846 6010D - Metals (ICP) - Dissolved

Analyte	Result	Qualifier	RL	MDL	Unit	D	Prepared	Analyzed	Dil Fac
Aluminum, Dissolved	**0.21**		0.20	0.063	mg/L			04/17/26 15:19	1
Antimony, Dissolved	<0.0075		0.020	0.0075	mg/L			04/17/26 15:19	1
Arsenic, Dissolved	<0.0099		0.050	0.0099	mg/L			04/17/26 15:19	1
Barium, Dissolved	**0.24**		0.020	0.0035	mg/L			04/17/26 15:19	1
Beryllium, Dissolved	<0.0014		0.010	0.0014	mg/L			04/17/26 15:19	1
Cadmium, Dissolved	<0.00080		0.0050	0.00080	mg/L			04/17/26 15:19	1
Calcium, Dissolved	**100**		0.10	0.038	mg/L			04/17/26 15:19	1
Chromium, Dissolved	<0.0038		0.010	0.0038	mg/L			04/17/26 15:19	1
Cobalt, Dissolved	**0.033**		0.020	0.0015	mg/L			04/17/26 15:19	1
Iron, Dissolved	<0.035		0.10	0.035	mg/L			04/17/26 15:19	1
Lead, Dissolved	<0.0061		0.010	0.0061	mg/L			04/17/26 15:19	1
Lithium, Dissolved	**0.0045**	**J**	0.020	0.0037	mg/L			04/17/26 15:19	1

Client Sample ID: Reactor 36

Lab Sample ID: 705-63267-10

Date Collected: 04/08/26 11:20
Matrix: Water
Date Received: 04/09/26 09:40

Method: SW846 6010D - Metals (ICP) - Dissolved (Continued)

Analyte	Result	Qualifier	RL	MDL	Unit	D	Prepared	Analyzed	Dil Fac
Magnesium, Dissolved	**17**		0.10	0.036	mg/L			04/17/26 15:19	1
Manganese, Dissolved	**0.28**		0.015	0.0013	mg/L			04/17/26 15:19	1
Molybdenum, Dissolved	<0.0092		0.050	0.0092	mg/L			04/17/26 15:19	1
Potassium, Dissolved	**9.7**		0.50	0.32	mg/L			04/17/26 15:19	1
Selenium, Dissolved	<0.011		0.020	0.011	mg/L			04/17/26 15:19	1
Sodium, Dissolved	**45**	**B**	1.0	0.039	mg/L			04/17/26 15:19	1
Thallium, Dissolved	<0.015		0.020	0.015	mg/L			04/17/26 15:19	1

Client Sample ID: Reactor 37

Lab Sample ID: 705-63267-11

Date Collected: 04/08/26 11:22
Matrix: Water
Date Received: 04/09/26 09:40

Method: EPA 300.0 - Anions, Ion Chromatography

Analyte	Result	Qualifier	RL	MDL	Unit	D	Prepared	Analyzed	Dil Fac
Chloride	**7200**		200	200	mg/L			04/18/26 23:11	200
Fluoride	**0.23**		0.20	0.081	mg/L			04/16/26 09:12	1
Sulfate	**6.2**		1.0	0.77	mg/L			04/16/26 09:12	1

Method: SW846 6010D - Metals (ICP) - Dissolved

Analyte	Result	Qualifier	RL	MDL	Unit	D	Prepared	Analyzed	Dil Fac
Aluminum, Dissolved	**47**		0.20	0.063	mg/L			04/17/26 15:22	1
Antimony, Dissolved	<0.0075		0.020	0.0075	mg/L			04/17/26 15:22	1
Arsenic, Dissolved	<0.0099		0.050	0.0099	mg/L			04/17/26 15:22	1
Barium, Dissolved	**5.0**		0.020	0.0035	mg/L			04/17/26 15:22	1
Beryllium, Dissolved	**0.019**		0.010	0.0014	mg/L			04/17/26 15:22	1
Cadmium, Dissolved	<0.00080		0.0050	0.00080	mg/L			04/17/26 15:22	1
Calcium, Dissolved	**160**		0.10	0.038	mg/L			04/17/26 15:22	1
Chromium, Dissolved	<0.0038		0.010	0.0038	mg/L			04/17/26 15:22	1
Cobalt, Dissolved	**0.21**		0.020	0.0015	mg/L			04/17/26 15:22	1
Iron, Dissolved	<0.035		0.10	0.035	mg/L			04/17/26 15:22	1
Lead, Dissolved	**0.025**		0.010	0.0061	mg/L			04/17/26 15:22	1
Lithium, Dissolved	**0.0071**	**J**	0.020	0.0037	mg/L			04/17/26 15:22	1
Magnesium, Dissolved	**3200**		10	3.6	mg/L			04/24/26 11:20	100
Manganese, Dissolved	**0.24**		0.015	0.0013	mg/L			04/17/26 15:22	1
Molybdenum, Dissolved	**0.015**	**J**	0.050	0.0092	mg/L			04/17/26 15:22	1
Potassium, Dissolved	**8.3**		0.50	0.32	mg/L			04/17/26 15:22	1
Selenium, Dissolved	<0.011		0.020	0.011	mg/L			04/17/26 15:22	1
Sodium, Dissolved	**15**	**B**	1.0	0.039	mg/L			04/17/26 15:22	1
Thallium, Dissolved	<0.015		0.020	0.015	mg/L			04/24/26 11:44	1

Client Sample ID: Reactor 38

Lab Sample ID: 705-63267-12

Date Collected: 04/08/26 11:50
Matrix: Water
Date Received: 04/09/26 09:40

Method: EPA 300.0 - Anions, Ion Chromatography

Analyte	Result	Qualifier	RL	MDL	Unit	D	Prepared	Analyzed	Dil Fac
Chloride	**6500**		100	98	mg/L			04/18/26 22:14	100
Fluoride	<0.081		0.20	0.081	mg/L			04/16/26 09:23	1
Sulfate	**9.5**		1.0	0.77	mg/L			04/16/26 09:23	1

Client Sample Results

Client: Arcadis US Inc.
Project/Site: GP Plant McIntosh

Job ID: 705-63267-1

Client Sample ID: Reactor 38

Lab Sample ID: 705-63267-12

Date Collected: 04/08/26 11:50
Matrix: Water
Date Received: 04/09/26 09:40

Method: SW846 6010D - Metals (ICP) - Dissolved

Analyte	Result	Qualifier	RL	MDL	Unit	D	Prepared	Analyzed	Dil Fac
Aluminum, Dissolved	**0.80**		0.20	0.063	mg/L			04/17/26 15:25	1
Antimony, Dissolved	**0.0088**	**J**	0.020	0.0075	mg/L			04/17/26 15:25	1
Arsenic, Dissolved	<0.0099		0.050	0.0099	mg/L			04/17/26 15:25	1
Barium, Dissolved	**0.37**		0.020	0.0035	mg/L			04/17/26 15:25	1
Beryllium, Dissolved	**0.0015**	**J**	0.010	0.0014	mg/L			04/17/26 15:25	1
Cadmium, Dissolved	**0.0012**	**J**	0.0050	0.00080	mg/L			04/17/26 15:25	1
Calcium, Dissolved	**57**		0.10	0.038	mg/L			04/17/26 15:25	1
Chromium, Dissolved	<0.0038		0.010	0.0038	mg/L			04/17/26 15:25	1
Cobalt, Dissolved	**0.045**		0.020	0.0015	mg/L			04/17/26 15:25	1
Iron, Dissolved	<0.035		0.10	0.035	mg/L			04/17/26 15:25	1
Lead, Dissolved	**0.011**		0.010	0.0061	mg/L			04/17/26 15:25	1
Lithium, Dissolved	**0.0069**	**J**	0.020	0.0037	mg/L			04/17/26 15:25	1
Magnesium, Dissolved	**3000**		10	3.6	mg/L			04/24/26 11:23	100
Manganese, Dissolved	**0.39**		0.015	0.0013	mg/L			04/17/26 15:25	1
Molybdenum, Dissolved	**0.012**	**J**	0.050	0.0092	mg/L			04/17/26 15:25	1
Potassium, Dissolved	**2.5**		0.50	0.32	mg/L			04/17/26 15:25	1
Selenium, Dissolved	<0.011		0.020	0.011	mg/L			04/17/26 15:25	1
Sodium, Dissolved	**3.0**	**B**	1.0	0.039	mg/L			04/17/26 15:25	1
Thallium, Dissolved	<0.015		0.020	0.015	mg/L			04/17/26 15:25	1

Client Sample ID: Reactor 39

Lab Sample ID: 705-63267-13

Date Collected: 04/08/26 11:46
Matrix: Water
Date Received: 04/09/26 09:40

Method: EPA 300.0 - Anions, Ion Chromatography

Analyte	Result	Qualifier	RL	MDL	Unit	D	Prepared	Analyzed	Dil Fac
Chloride	**21**		1.0	0.98	mg/L			04/16/26 09:34	1
Fluoride	<0.081		0.20	0.081	mg/L			04/16/26 09:34	1
Sulfate	**32**		1.0	0.77	mg/L			04/16/26 09:34	1

Method: SW846 6010D - Metals (ICP) - Dissolved

Analyte	Result	Qualifier	RL	MDL	Unit	D	Prepared	Analyzed	Dil Fac
Aluminum, Dissolved	**0.29**		0.20	0.063	mg/L			04/17/26 15:28	1
Antimony, Dissolved	<0.0075		0.020	0.0075	mg/L			04/17/26 15:28	1
Arsenic, Dissolved	<0.0099		0.050	0.0099	mg/L			04/17/26 15:28	1
Barium, Dissolved	**0.034**		0.020	0.0035	mg/L			04/17/26 15:28	1
Beryllium, Dissolved	<0.0014		0.010	0.0014	mg/L			04/17/26 15:28	1
Cadmium, Dissolved	<0.00080		0.0050	0.00080	mg/L			04/17/26 15:28	1
Calcium, Dissolved	**5.7**		0.10	0.038	mg/L			04/17/26 15:28	1
Chromium, Dissolved	<0.0038		0.010	0.0038	mg/L			04/17/26 15:28	1
Cobalt, Dissolved	**0.0042**	**J**	0.020	0.0015	mg/L			04/17/26 15:28	1
Iron, Dissolved	<0.035		0.10	0.035	mg/L			04/17/26 15:28	1
Lead, Dissolved	<0.0061		0.010	0.0061	mg/L			04/17/26 15:28	1
Lithium, Dissolved	<0.0037		0.020	0.0037	mg/L			04/17/26 15:28	1
Magnesium, Dissolved	**3.7**		0.10	0.036	mg/L			04/17/26 15:28	1
Manganese, Dissolved	**0.021**		0.015	0.0013	mg/L			04/17/26 15:28	1
Molybdenum, Dissolved	<0.0092		0.050	0.0092	mg/L			04/17/26 15:28	1
Potassium, Dissolved	**2.7**		0.50	0.32	mg/L			04/17/26 15:28	1
Selenium, Dissolved	<0.011		0.020	0.011	mg/L			04/17/26 15:28	1
Sodium, Dissolved	**10**	**B**	1.0	0.039	mg/L			04/17/26 15:28	1

Client Sample ID: Reactor 39

Lab Sample ID: 705-63267-13

Date Collected: 04/08/26 11:46
Matrix: Water
Date Received: 04/09/26 09:40

Method: SW846 6010D - Metals (ICP) - Dissolved (Continued)

Analyte	Result	Qualifier	RL	MDL	Unit	D	Prepared	Analyzed	Dil Fac
Thallium, Dissolved	<0.015		0.020	0.015	mg/L			04/17/26 15:28	1

Client Sample ID: Reactor 40

Lab Sample ID: 705-63267-14

Date Collected: 04/08/26 13:13
Matrix: Water
Date Received: 04/09/26 09:40

Method: EPA 300.0 - Anions, Ion Chromatography

Analyte	Result	Qualifier	RL	MDL	Unit	D	Prepared	Analyzed	Dil Fac
Chloride	**22**		1.0	0.98	mg/L			04/16/26 09:46	1
Fluoride	**0.35**		0.20	0.081	mg/L			04/16/26 09:46	1
Sulfate	**4.8**		1.0	0.77	mg/L			04/16/26 09:46	1

Method: SW846 6010D - Metals (ICP) - Dissolved

Analyte	Result	Qualifier	RL	MDL	Unit	D	Prepared	Analyzed	Dil Fac
Aluminum, Dissolved	<0.063		0.20	0.063	mg/L			04/17/26 15:37	1
Antimony, Dissolved	<0.0075		0.020	0.0075	mg/L			04/17/26 15:37	1
Arsenic, Dissolved	<0.0099		0.050	0.0099	mg/L			04/17/26 15:37	1
Barium, Dissolved	**0.012**	**J**	0.020	0.0035	mg/L			04/17/26 15:37	1
Beryllium, Dissolved	<0.0014		0.010	0.0014	mg/L			04/17/26 15:37	1
Cadmium, Dissolved	<0.00080		0.0050	0.00080	mg/L			04/17/26 15:37	1
Calcium, Dissolved	**7.8**		0.10	0.038	mg/L			04/17/26 15:37	1
Chromium, Dissolved	<0.0038		0.010	0.0038	mg/L			04/17/26 15:37	1
Cobalt, Dissolved	<0.0015		0.020	0.0015	mg/L			04/17/26 15:37	1
Iron, Dissolved	<0.035		0.10	0.035	mg/L			04/17/26 15:37	1
Lead, Dissolved	<0.0061		0.010	0.0061	mg/L			04/17/26 15:37	1
Lithium, Dissolved	<0.0037		0.020	0.0037	mg/L			04/17/26 15:37	1
Magnesium, Dissolved	**1.4**		0.10	0.036	mg/L			04/17/26 15:37	1
Manganese, Dissolved	**0.0078**	**J**	0.015	0.0013	mg/L			04/17/26 15:37	1
Molybdenum, Dissolved	<0.0092		0.050	0.0092	mg/L			04/17/26 15:37	1
Potassium, Dissolved	**2.2**		0.50	0.32	mg/L			04/17/26 15:37	1
Selenium, Dissolved	<0.011		0.020	0.011	mg/L			04/17/26 15:37	1
Sodium, Dissolved	**4.9**	**B**	1.0	0.039	mg/L			04/17/26 15:37	1
Thallium, Dissolved	<0.015		0.020	0.015	mg/L			04/17/26 15:37	1

Client Sample ID: Reactor 41

Lab Sample ID: 705-63267-15

Date Collected: 04/08/26 11:47
Matrix: Water
Date Received: 04/09/26 09:40

Method: EPA 300.0 - Anions, Ion Chromatography

Analyte	Result	Qualifier	RL	MDL	Unit	D	Prepared	Analyzed	Dil Fac
Chloride	**9.9**		1.0	0.98	mg/L			04/16/26 11:28	1
Fluoride	**1.2**		0.20	0.081	mg/L			04/16/26 11:28	1
Sulfate	**410**		20	15	mg/L			04/21/26 13:15	20

Method: SW846 6010D - Metals (ICP) - Dissolved

Analyte	Result	Qualifier	RL	MDL	Unit	D	Prepared	Analyzed	Dil Fac
Aluminum, Dissolved	**6.9**		0.20	0.063	mg/L			04/17/26 15:40	1
Antimony, Dissolved	**0.0088**	**J**	0.020	0.0075	mg/L			04/17/26 15:40	1
Arsenic, Dissolved	<0.0099		0.050	0.0099	mg/L			04/17/26 15:40	1
Barium, Dissolved	**0.055**		0.020	0.0035	mg/L			04/17/26 15:40	1
Beryllium, Dissolved	**0.0025**	**J**	0.010	0.0014	mg/L			04/17/26 15:40	1

Client Sample ID: Reactor 41

Lab Sample ID: 705-63267-15

Date Collected: 04/08/26 11:47
Matrix: Water
Date Received: 04/09/26 09:40

Method: SW846 6010D - Metals (ICP) - Dissolved (Continued)

Analyte	Result	Qualifier	RL	MDL	Unit	D	Prepared	Analyzed	Dil Fac
Cadmium, Dissolved	<0.00080		0.0050	0.00080	mg/L			04/17/26 15:40	1
Calcium, Dissolved	**64**		0.10	0.038	mg/L			04/17/26 15:40	1
Chromium, Dissolved	<0.0038		0.010	0.0038	mg/L			04/17/26 15:40	1
Cobalt, Dissolved	**0.027**		0.020	0.0015	mg/L			04/17/26 15:40	1
Iron, Dissolved	<0.035		0.10	0.035	mg/L			04/17/26 15:40	1
Lead, Dissolved	**0.0062**	**J**	0.010	0.0061	mg/L			04/17/26 15:40	1
Lithium, Dissolved	**0.0055**	**J**	0.020	0.0037	mg/L			04/17/26 15:40	1
Magnesium, Dissolved	**26**		0.10	0.036	mg/L			04/17/26 15:40	1
Manganese, Dissolved	**0.11**		0.015	0.0013	mg/L			04/17/26 15:40	1
Molybdenum, Dissolved	<0.0092		0.050	0.0092	mg/L			04/17/26 15:40	1
Potassium, Dissolved	**8.1**		0.50	0.32	mg/L			04/17/26 15:40	1
Selenium, Dissolved	<0.011		0.020	0.011	mg/L			04/17/26 15:40	1
Sodium, Dissolved	**46**	**B**	1.0	0.039	mg/L			04/17/26 15:40	1
Thallium, Dissolved	<0.015		0.020	0.015	mg/L			04/17/26 15:40	1

Client Sample ID: Reactor 42

Lab Sample ID: 705-63267-16

Date Collected: 04/08/26 11:51
Matrix: Water
Date Received: 04/09/26 09:40

Method: EPA 300.0 - Anions, Ion Chromatography

Analyte	Result	Qualifier	RL	MDL	Unit	D	Prepared	Analyzed	Dil Fac
Chloride	**10**		1.0	0.98	mg/L			04/16/26 06:56	1
Fluoride	**0.22**		0.20	0.081	mg/L			04/16/26 06:56	1
Sulfate	**420**	**F1**	20	15	mg/L			04/17/26 11:35	20

Method: SW846 6010D - Metals (ICP) - Dissolved

Analyte	Result	Qualifier	RL	MDL	Unit	D	Prepared	Analyzed	Dil Fac
Aluminum, Dissolved	<0.063		0.20	0.063	mg/L			04/17/26 15:43	1
Antimony, Dissolved	<0.0075		0.020	0.0075	mg/L			04/17/26 15:43	1
Arsenic, Dissolved	<0.0099		0.050	0.0099	mg/L			04/17/26 15:43	1
Barium, Dissolved	**0.072**		0.020	0.0035	mg/L			04/17/26 15:43	1
Beryllium, Dissolved	<0.0014		0.010	0.0014	mg/L			04/17/26 15:43	1
Cadmium, Dissolved	<0.00080		0.0050	0.00080	mg/L			04/17/26 15:43	1
Calcium, Dissolved	**110**		0.10	0.038	mg/L			04/17/26 15:43	1
Chromium, Dissolved	<0.0038		0.010	0.0038	mg/L			04/17/26 15:43	1
Cobalt, Dissolved	<0.0015		0.020	0.0015	mg/L			04/17/26 15:43	1
Iron, Dissolved	<0.035		0.10	0.035	mg/L			04/17/26 15:43	1
Lead, Dissolved	<0.0061		0.010	0.0061	mg/L			04/17/26 15:43	1
Lithium, Dissolved	**0.0048**	**J**	0.020	0.0037	mg/L			04/17/26 15:43	1
Magnesium, Dissolved	**18**		0.10	0.036	mg/L			04/17/26 15:43	1
Manganese, Dissolved	**0.083**		0.015	0.0013	mg/L			04/17/26 15:43	1
Molybdenum, Dissolved	<0.0092		0.050	0.0092	mg/L			04/17/26 15:43	1
Potassium, Dissolved	**8.7**		0.50	0.32	mg/L			04/17/26 15:43	1
Selenium, Dissolved	<0.011		0.020	0.011	mg/L			04/17/26 15:43	1
Sodium, Dissolved	**43**	**B**	1.0	0.039	mg/L			04/17/26 15:43	1
Thallium, Dissolved	<0.015		0.020	0.015	mg/L			04/17/26 15:43	1

Client Sample Results

Client: Arcadis US Inc.
Project/Site: GP Plant McIntosh

Job ID: 705-63267-1

Client Sample ID: Reactor 43

Lab Sample ID: 705-63267-17

Date Collected: 04/08/26 11:53
Matrix: Water
Date Received: 04/09/26 09:40

Method: EPA 300.0 - Anions, Ion Chromatography

Analyte	Result	Qualifier	RL	MDL	Unit	D	Prepared	Analyzed	Dil Fac
Chloride	**7100**		200	200	mg/L			04/18/26 23:23	200
Fluoride	**4.3**		4.0	1.6	mg/L			04/17/26 23:33	20
Sulfate	**41**		20	15	mg/L			04/17/26 23:33	20

Method: SW846 6010D - Metals (ICP) - Dissolved

Analyte	Result	Qualifier	RL	MDL	Unit	D	Prepared	Analyzed	Dil Fac
Aluminum, Dissolved	**130**		20	6.3	mg/L			04/24/26 11:26	100
Antimony, Dissolved	**0.0076**	**J**	0.020	0.0075	mg/L			04/17/26 15:46	1
Arsenic, Dissolved	<0.0099		0.050	0.0099	mg/L			04/17/26 15:46	1
Barium, Dissolved	**0.95**		0.020	0.0035	mg/L			04/17/26 15:46	1
Beryllium, Dissolved	**0.0047**	**J**	0.010	0.0014	mg/L			04/17/26 15:46	1
Cadmium, Dissolved	<0.00080		0.0050	0.00080	mg/L			04/17/26 15:46	1
Calcium, Dissolved	**79**		0.10	0.038	mg/L			04/17/26 15:46	1
Chromium, Dissolved	<0.0038		0.010	0.0038	mg/L			04/17/26 15:46	1
Cobalt, Dissolved	**0.062**		0.020	0.0015	mg/L			04/17/26 15:46	1
Iron, Dissolved	<0.035		0.10	0.035	mg/L			04/17/26 15:46	1
Lead, Dissolved	**0.031**		0.010	0.0061	mg/L			04/17/26 15:46	1
Lithium, Dissolved	**0.0074**	**J**	0.020	0.0037	mg/L			04/17/26 15:46	1
Magnesium, Dissolved	**2900**		10	3.6	mg/L			04/24/26 11:26	100
Manganese, Dissolved	**0.26**		0.015	0.0013	mg/L			04/17/26 15:46	1
Molybdenum, Dissolved	**0.019**	**J**	0.050	0.0092	mg/L			04/17/26 15:46	1
Potassium, Dissolved	**6.3**		0.50	0.32	mg/L			04/17/26 15:46	1
Selenium, Dissolved	<0.011		0.020	0.011	mg/L			04/17/26 15:46	1
Sodium, Dissolved	**11**	**B**	1.0	0.039	mg/L			04/17/26 15:46	1
Thallium, Dissolved	<0.015		0.020	0.015	mg/L			04/24/26 11:50	1

Client Sample ID: Reactor 44

Lab Sample ID: 705-63267-18

Date Collected: 04/08/26 11:54
Matrix: Water
Date Received: 04/09/26 09:40

Method: EPA 300.0 - Anions, Ion Chromatography

Analyte	Result	Qualifier	RL	MDL	Unit	D	Prepared	Analyzed	Dil Fac
Chloride	**7000**		200	200	mg/L			04/17/26 19:01	200
Fluoride	<0.081		0.20	0.081	mg/L			04/16/26 11:50	1
Sulfate	**14**		1.0	0.77	mg/L			04/16/26 11:50	1

Method: SW846 6010D - Metals (ICP) - Dissolved

Analyte	Result	Qualifier	RL	MDL	Unit	D	Prepared	Analyzed	Dil Fac
Aluminum, Dissolved	<0.063		0.20	0.063	mg/L			04/17/26 15:49	1
Antimony, Dissolved	**0.014**	**J**	0.020	0.0075	mg/L			04/17/26 15:49	1
Arsenic, Dissolved	<0.0099		0.050	0.0099	mg/L			04/17/26 15:49	1
Barium, Dissolved	**0.29**		0.020	0.0035	mg/L			04/17/26 15:49	1
Beryllium, Dissolved	<0.0014		0.010	0.0014	mg/L			04/17/26 15:49	1
Cadmium, Dissolved	<0.00080		0.0050	0.00080	mg/L			04/17/26 15:49	1
Calcium, Dissolved	**94**		0.10	0.038	mg/L			04/17/26 15:49	1
Chromium, Dissolved	<0.0038		0.010	0.0038	mg/L			04/17/26 15:49	1
Cobalt, Dissolved	<0.0015		0.020	0.0015	mg/L			04/17/26 15:49	1
Iron, Dissolved	<0.035		0.10	0.035	mg/L			04/17/26 15:49	1
Lead, Dissolved	**0.011**		0.010	0.0061	mg/L			04/17/26 15:49	1
Lithium, Dissolved	**0.0057**	**J**	0.020	0.0037	mg/L			04/17/26 15:49	1

Client Sample ID: Reactor 44

Lab Sample ID: 705-63267-18

Date Collected: 04/08/26 11:54
Matrix: Water
Date Received: 04/09/26 09:40

Method: SW846 6010D - Metals (ICP) - Dissolved (Continued)

Analyte	Result	Qualifier	RL	MDL	Unit	D	Prepared	Analyzed	Dil Fac
Magnesium, Dissolved	3100		10	3.6	mg/L			04/24/26 11:29	100
Manganese, Dissolved	0.15		0.015	0.0013	mg/L			04/17/26 15:49	1
Molybdenum, Dissolved	0.013	J	0.050	0.0092	mg/L			04/17/26 15:49	1
Potassium, Dissolved	2.5		0.50	0.32	mg/L			04/17/26 15:49	1
Selenium, Dissolved	<0.011		0.020	0.011	mg/L			04/17/26 15:49	1
Sodium, Dissolved	2.3	B	1.0	0.039	mg/L			04/17/26 15:49	1
Thallium, Dissolved	<0.015		0.020	0.015	mg/L			04/17/26 15:49	1

Client Sample ID: Reactor 45

Lab Sample ID: 705-63267-19

Date Collected: 04/08/26 11:58
Matrix: Water
Date Received: 04/09/26 09:40

Method: EPA 300.0 - Anions, Ion Chromatography

Analyte	Result	Qualifier	RL	MDL	Unit	D	Prepared	Analyzed	Dil Fac
Chloride	19		1.0	0.98	mg/L			04/16/26 12:02	1
Fluoride	<0.081		0.20	0.081	mg/L			04/16/26 12:02	1
Sulfate	<0.77		1.0	0.77	mg/L			04/16/26 12:02	1

Method: SW846 6010D - Metals (ICP) - Dissolved

Analyte	Result	Qualifier	RL	MDL	Unit	D	Prepared	Analyzed	Dil Fac
Aluminum, Dissolved	0.063	J	0.20	0.063	mg/L			04/17/26 15:52	1
Antimony, Dissolved	<0.0075		0.020	0.0075	mg/L			04/17/26 15:52	1
Arsenic, Dissolved	<0.0099		0.050	0.0099	mg/L			04/17/26 15:52	1
Barium, Dissolved	0.091		0.020	0.0035	mg/L			04/17/26 15:52	1
Beryllium, Dissolved	<0.0014		0.010	0.0014	mg/L			04/17/26 15:52	1
Cadmium, Dissolved	<0.00080		0.0050	0.00080	mg/L			04/17/26 15:52	1
Calcium, Dissolved	0.44		0.10	0.038	mg/L			04/17/26 15:52	1
Chromium, Dissolved	<0.0038		0.010	0.0038	mg/L			04/17/26 15:52	1
Cobalt, Dissolved	0.0023	J	0.020	0.0015	mg/L			04/17/26 15:52	1
Iron, Dissolved	<0.035		0.10	0.035	mg/L			04/17/26 15:52	1
Lead, Dissolved	<0.0061		0.010	0.0061	mg/L			04/17/26 15:52	1
Lithium, Dissolved	<0.0037		0.020	0.0037	mg/L			04/17/26 15:52	1
Magnesium, Dissolved	1.9		0.10	0.036	mg/L			04/17/26 15:52	1
Manganese, Dissolved	0.0026	J	0.015	0.0013	mg/L			04/17/26 15:52	1
Molybdenum, Dissolved	<0.0092		0.050	0.0092	mg/L			04/17/26 15:52	1
Potassium, Dissolved	1.8		0.50	0.32	mg/L			04/17/26 15:52	1
Selenium, Dissolved	<0.011		0.020	0.011	mg/L			04/17/26 15:52	1
Sodium, Dissolved	5.0	B	1.0	0.039	mg/L			04/17/26 15:52	1
Thallium, Dissolved	<0.015		0.020	0.015	mg/L			04/17/26 15:52	1

Client Sample ID: Reactor 46

Lab Sample ID: 705-63267-20

Date Collected: 04/08/26 12:00
Matrix: Water
Date Received: 04/09/26 09:40

Method: EPA 300.0 - Anions, Ion Chromatography

Analyte	Result	Qualifier	RL	MDL	Unit	D	Prepared	Analyzed	Dil Fac
Chloride	18		1.0	0.98	mg/L			04/17/26 23:45	1
Fluoride	<0.081		0.20	0.081	mg/L			04/17/26 23:45	1
Sulfate	9.1		1.0	0.77	mg/L			04/17/26 23:45	1

Client Sample Results

Client: Arcadis US Inc.
Project/Site: GP Plant McIntosh

Job ID: 705-63267-1

Client Sample ID: Reactor 46

Lab Sample ID: 705-63267-20

Date Collected: 04/08/26 12:00
Matrix: Water
Date Received: 04/09/26 09:40

Method: SW846 6010D - Metals (ICP) - Dissolved

Analyte	Result	Qualifier	RL	MDL	Unit	D	Prepared	Analyzed	Dil Fac
Aluminum, Dissolved	**0.093**	**J**	0.20	0.063	mg/L			04/17/26 15:55	1
Antimony, Dissolved	<0.0075		0.020	0.0075	mg/L			04/17/26 15:55	1
Arsenic, Dissolved	<0.0099		0.050	0.0099	mg/L			04/17/26 15:55	1
Barium, Dissolved	**0.097**		0.020	0.0035	mg/L			04/17/26 15:55	1
Beryllium, Dissolved	<0.0014		0.010	0.0014	mg/L			04/17/26 15:55	1
Cadmium, Dissolved	<0.00080		0.0050	0.00080	mg/L			04/17/26 15:55	1
Calcium, Dissolved	**5.0**		0.10	0.038	mg/L			04/17/26 15:55	1
Chromium, Dissolved	<0.0038		0.010	0.0038	mg/L			04/17/26 15:55	1
Cobalt, Dissolved	**0.0056**	**J**	0.020	0.0015	mg/L			04/17/26 15:55	1
Iron, Dissolved	<0.035		0.10	0.035	mg/L			04/17/26 15:55	1
Lead, Dissolved	<0.0061		0.010	0.0061	mg/L			04/17/26 15:55	1
Lithium, Dissolved	<0.0037		0.020	0.0037	mg/L			04/17/26 15:55	1
Magnesium, Dissolved	**1.1**		0.10	0.036	mg/L			04/17/26 15:55	1
Manganese, Dissolved	**0.066**		0.015	0.0013	mg/L			04/17/26 15:55	1
Molybdenum, Dissolved	<0.0092		0.050	0.0092	mg/L			04/17/26 15:55	1
Potassium, Dissolved	**3.6**		0.50	0.32	mg/L			04/17/26 15:55	1
Selenium, Dissolved	<0.011		0.020	0.011	mg/L			04/17/26 15:55	1
Sodium, Dissolved	**6.0**	**B**	1.0	0.039	mg/L			04/17/26 15:55	1
Thallium, Dissolved	<0.015		0.020	0.015	mg/L			04/17/26 15:55	1

Client Sample ID: Reactor 47

Lab Sample ID: 705-63267-21

Date Collected: 04/08/26 12:02
Matrix: Water
Date Received: 04/09/26 09:40

Method: EPA 300.0 - Anions, Ion Chromatography

Analyte	Result	Qualifier	RL	MDL	Unit	D	Prepared	Analyzed	Dil Fac
Chloride	**9.3**		1.0	0.98	mg/L			04/17/26 23:56	1
Fluoride	**1.1**		0.20	0.081	mg/L			04/17/26 23:56	1
Sulfate	**360**	**B**	20	15	mg/L			04/18/26 23:35	20

Method: SW846 6010D - Metals (ICP) - Dissolved

Analyte	Result	Qualifier	RL	MDL	Unit	D	Prepared	Analyzed	Dil Fac
Aluminum, Dissolved	**7.1**		0.20	0.063	mg/L			04/23/26 18:20	1
Antimony, Dissolved	**0.0085**	**J**	0.020	0.0075	mg/L			04/23/26 18:20	1
Arsenic, Dissolved	<0.0099		0.050	0.0099	mg/L			04/23/26 18:20	1
Barium, Dissolved	**0.21**		0.020	0.0035	mg/L			04/23/26 18:20	1
Beryllium, Dissolved	**0.0038**	**J**	0.010	0.0014	mg/L			04/23/26 18:20	1
Cadmium, Dissolved	<0.00080		0.0050	0.00080	mg/L			04/23/26 18:20	1
Calcium, Dissolved	**43**		0.10	0.038	mg/L			04/23/26 18:20	1
Chromium, Dissolved	<0.0038		0.010	0.0038	mg/L			04/23/26 18:20	1
Cobalt, Dissolved	**0.031**		0.020	0.0015	mg/L			04/23/26 18:20	1
Iron, Dissolved	<0.035		0.10	0.035	mg/L			04/23/26 18:20	1
Lead, Dissolved	<0.0061		0.010	0.0061	mg/L			04/23/26 18:20	1
Lithium, Dissolved	**0.0043**	**J**	0.020	0.0037	mg/L			04/23/26 18:20	1
Magnesium, Dissolved	**25**		0.10	0.036	mg/L			04/23/26 18:20	1
Manganese, Dissolved	**0.037**		0.015	0.0013	mg/L			04/23/26 18:20	1
Molybdenum, Dissolved	**0.025**	**J**	0.050	0.0092	mg/L			04/23/26 18:20	1
Potassium, Dissolved	**8.1**		0.50	0.32	mg/L			04/23/26 18:20	1
Selenium, Dissolved	**0.018**	**J ^+ ^2**	0.020	0.011	mg/L			04/23/26 18:20	1
Sodium, Dissolved	**43**		1.0	0.039	mg/L			04/23/26 18:20	1

Client Sample ID: Reactor 47

Lab Sample ID: 705-63267-21

Date Collected: 04/08/26 12:02
Matrix: Water
Date Received: 04/09/26 09:40

Method: SW846 6010D - Metals (ICP) - Dissolved (Continued)

Analyte	Result	Qualifier	RL	MDL	Unit	D	Prepared	Analyzed	Dil Fac
Thallium, Dissolved	<0.015		0.020	0.015	mg/L			04/24/26 12:06	1

Client Sample ID: Reactor 48

Lab Sample ID: 705-63267-22

Date Collected: 04/08/26 12:04
Matrix: Water
Date Received: 04/09/26 09:40

Method: EPA 300.0 - Anions, Ion Chromatography

Analyte	Result	Qualifier	RL	MDL	Unit	D	Prepared	Analyzed	Dil Fac
Chloride	9.9		1.0	0.98	mg/L			04/18/26 00:07	1
Fluoride	0.61		0.20	0.081	mg/L			04/18/26 00:07	1
Sulfate	48	B	20	15	mg/L			04/18/26 23:46	20

Method: SW846 6010D - Metals (ICP) - Dissolved

Analyte	Result	Qualifier	RL	MDL	Unit	D	Prepared	Analyzed	Dil Fac
Aluminum, Dissolved	5.2		0.20	0.063	mg/L			04/23/26 18:35	1
Antimony, Dissolved	0.011	J	0.020	0.0075	mg/L			04/23/26 18:35	1
Arsenic, Dissolved	<0.0099		0.050	0.0099	mg/L			04/23/26 18:35	1
Barium, Dissolved	0.073		0.020	0.0035	mg/L			04/23/26 18:35	1
Beryllium, Dissolved	0.0027	J	0.010	0.0014	mg/L			04/23/26 18:35	1
Cadmium, Dissolved	<0.00080		0.0050	0.00080	mg/L			04/23/26 18:35	1
Calcium, Dissolved	89		0.10	0.038	mg/L			04/23/26 18:35	1
Chromium, Dissolved	<0.0038		0.010	0.0038	mg/L			04/23/26 18:35	1
Cobalt, Dissolved	0.029		0.020	0.0015	mg/L			04/23/26 18:35	1
Iron, Dissolved	0.14		0.10	0.035	mg/L			04/23/26 18:35	1
Lead, Dissolved	<0.0061		0.010	0.0061	mg/L			04/23/26 18:35	1
Lithium, Dissolved	0.0069	J	0.020	0.0037	mg/L			04/23/26 18:35	1
Magnesium, Dissolved	17		0.10	0.036	mg/L			04/23/26 18:35	1
Manganese, Dissolved	0.24		0.015	0.0013	mg/L			04/23/26 18:35	1
Molybdenum, Dissolved	0.024	J	0.050	0.0092	mg/L			04/23/26 18:35	1
Potassium, Dissolved	11		0.50	0.32	mg/L			04/23/26 18:35	1
Selenium, Dissolved	0.013	J ^+ ^2	0.020	0.011	mg/L			04/23/26 18:35	1
Sodium, Dissolved	46	B	1.0	0.039	mg/L			04/23/26 18:35	1
Thallium, Dissolved	<0.015		0.020	0.015	mg/L			04/24/26 12:09	1

Client Sample ID: Reactor 49

Lab Sample ID: 705-63267-23

Date Collected: 04/08/26 12:06
Matrix: Water
Date Received: 04/09/26 09:40

Method: EPA 300.0 - Anions, Ion Chromatography

Analyte	Result	Qualifier	RL	MDL	Unit	D	Prepared	Analyzed	Dil Fac
Chloride	7500		200	200	mg/L			04/18/26 23:58	200
Fluoride	0.15	J	0.20	0.081	mg/L			04/18/26 00:19	1
Sulfate	9.6		1.0	0.77	mg/L			04/18/26 00:19	1

Method: SW846 6010D - Metals (ICP) - Dissolved

Analyte	Result	Qualifier	RL	MDL	Unit	D	Prepared	Analyzed	Dil Fac
Aluminum, Dissolved	94		0.20	0.063	mg/L			04/23/26 18:38	1
Antimony, Dissolved	<0.0075		0.020	0.0075	mg/L			04/23/26 18:38	1
Arsenic, Dissolved	<0.0099		0.050	0.0099	mg/L			04/23/26 18:38	1
Barium, Dissolved	2.7		0.020	0.0035	mg/L			04/23/26 18:38	1
Beryllium, Dissolved	0.0076	J	0.010	0.0014	mg/L			04/23/26 18:38	1

Client Sample ID: Reactor 49

Lab Sample ID: 705-63267-23

Date Collected: 04/08/26 12:06
Matrix: Water
Date Received: 04/09/26 09:40

Method: SW846 6010D - Metals (ICP) - Dissolved (Continued)

Analyte	Result	Qualifier	RL	MDL	Unit	D	Prepared	Analyzed	Dil Fac
Cadmium, Dissolved	<0.00080		0.0050	0.00080	mg/L			04/23/26 18:38	1
Calcium, Dissolved	**7.1**		0.10	0.038	mg/L			04/23/26 18:38	1
Chromium, Dissolved	<0.0038		0.010	0.0038	mg/L			04/23/26 18:38	1
Cobalt, Dissolved	**0.056**		0.020	0.0015	mg/L			04/23/26 18:38	1
Iron, Dissolved	<0.035		0.10	0.035	mg/L			04/23/26 18:38	1
Lead, Dissolved	**0.027**		0.010	0.0061	mg/L			04/23/26 18:38	1
Lithium, Dissolved	**0.0087**	**J**	0.020	0.0037	mg/L			04/23/26 18:38	1
Magnesium, Dissolved	**2700**		10	3.6	mg/L			04/24/26 08:45	100
Manganese, Dissolved	**0.070**		0.015	0.0013	mg/L			04/23/26 18:38	1
Molybdenum, Dissolved	**0.020**	**J**	0.050	0.0092	mg/L			04/23/26 18:38	1
Potassium, Dissolved	**5.5**		0.50	0.32	mg/L			04/23/26 18:38	1
Selenium, Dissolved	<0.011	^+	0.020	0.011	mg/L			04/23/26 18:38	1
Sodium, Dissolved	**8.4**	**B**	1.0	0.039	mg/L			04/23/26 18:38	1
Thallium, Dissolved	<0.015		0.020	0.015	mg/L			04/24/26 12:12	1

Client Sample ID: Reactor 50

Lab Sample ID: 705-63267-24

Date Collected: 04/08/26 12:08
Matrix: Water
Date Received: 04/09/26 09:40

Method: EPA 300.0 - Anions, Ion Chromatography

Analyte	Result	Qualifier	RL	MDL	Unit	D	Prepared	Analyzed	Dil Fac
Chloride	**7000**		100	98	mg/L			04/21/26 14:02	100
Fluoride	<0.081		0.20	0.081	mg/L			04/18/26 00:30	1
Sulfate	**25**		1.0	0.77	mg/L			04/18/26 00:30	1

Method: SW846 6010D - Metals (ICP) - Dissolved

Analyte	Result	Qualifier	RL	MDL	Unit	D	Prepared	Analyzed	Dil Fac
Aluminum, Dissolved	**36**		0.20	0.063	mg/L			04/23/26 18:41	1
Antimony, Dissolved	**0.010**	**J**	0.020	0.0075	mg/L			04/23/26 18:41	1
Arsenic, Dissolved	<0.0099		0.050	0.0099	mg/L			04/23/26 18:41	1
Barium, Dissolved	**1.3**		0.020	0.0035	mg/L			04/23/26 18:41	1
Beryllium, Dissolved	**0.0037**	**J**	0.010	0.0014	mg/L			04/23/26 18:41	1
Cadmium, Dissolved	<0.00080		0.0050	0.00080	mg/L			04/23/26 18:41	1
Calcium, Dissolved	**31**		0.10	0.038	mg/L			04/23/26 18:41	1
Chromium, Dissolved	<0.0038		0.010	0.0038	mg/L			04/23/26 18:41	1
Cobalt, Dissolved	**0.035**		0.020	0.0015	mg/L			04/23/26 18:41	1
Iron, Dissolved	**0.44**		0.10	0.035	mg/L			04/23/26 18:41	1
Lead, Dissolved	**0.021**		0.010	0.0061	mg/L			04/23/26 18:41	1
Lithium, Dissolved	**0.0044**	**J**	0.020	0.0037	mg/L			04/23/26 18:41	1
Magnesium, Dissolved	**2900**		10	3.6	mg/L			04/24/26 08:54	100
Manganese, Dissolved	**0.31**		0.015	0.0013	mg/L			04/23/26 18:41	1
Molybdenum, Dissolved	**0.014**	**J**	0.050	0.0092	mg/L			04/23/26 18:41	1
Potassium, Dissolved	**4.6**		0.50	0.32	mg/L			04/23/26 18:41	1
Selenium, Dissolved	<0.011	^+	0.020	0.011	mg/L			04/23/26 18:41	1
Sodium, Dissolved	**4.9**	**B**	1.0	0.039	mg/L			04/23/26 18:41	1
Thallium, Dissolved	<0.015		0.020	0.015	mg/L			04/24/26 12:15	1

Client Sample Results

Client: Arcadis US Inc.
Project/Site: GP Plant McIntosh

Job ID: 705-63267-1

Client Sample ID: Low TDS Baseline

Lab Sample ID: 705-63267-25

Date Collected: 04/07/26 15:10
Matrix: Water
Date Received: 04/09/26 09:40

Method: EPA 300.0 - Anions, Ion Chromatography

Analyte	Result	Qualifier	RL	MDL	Unit	D	Prepared	Analyzed	Dil Fac
Chloride	**19**		1.0	0.98	mg/L			04/18/26 01:16	1
Fluoride	<0.081		0.20	0.081	mg/L			04/18/26 01:16	1
Sulfate	<0.77		1.0	0.77	mg/L			04/18/26 01:16	1

Method: SW846 6010D - Metals (ICP) - Dissolved

Analyte	Result	Qualifier	RL	MDL	Unit	D	Prepared	Analyzed	Dil Fac
Aluminum, Dissolved	<0.063		0.20	0.063	mg/L			04/23/26 18:44	1
Antimony, Dissolved	<0.0075		0.020	0.0075	mg/L			04/23/26 18:44	1
Arsenic, Dissolved	<0.0099		0.050	0.0099	mg/L			04/23/26 18:44	1
Barium, Dissolved	<0.0035		0.020	0.0035	mg/L			04/23/26 18:44	1
Beryllium, Dissolved	<0.0014		0.010	0.0014	mg/L			04/23/26 18:44	1
Cadmium, Dissolved	<0.00080		0.0050	0.00080	mg/L			04/23/26 18:44	1
Calcium, Dissolved	**2.4**		0.10	0.038	mg/L			04/23/26 18:44	1
Chromium, Dissolved	<0.0038		0.010	0.0038	mg/L			04/23/26 18:44	1
Cobalt, Dissolved	<0.0015		0.020	0.0015	mg/L			04/23/26 18:44	1
Iron, Dissolved	<0.035		0.10	0.035	mg/L			04/23/26 18:44	1
Lead, Dissolved	<0.0061		0.010	0.0061	mg/L			04/23/26 18:44	1
Lithium, Dissolved	<0.0037		0.020	0.0037	mg/L			04/23/26 18:44	1
Magnesium, Dissolved	**1.2**		0.10	0.036	mg/L			04/23/26 18:44	1
Manganese, Dissolved	<0.0013		0.015	0.0013	mg/L			04/23/26 18:44	1
Molybdenum, Dissolved	<0.0092		0.050	0.0092	mg/L			04/23/26 18:44	1
Potassium, Dissolved	**3.4**		0.50	0.32	mg/L			04/23/26 18:44	1
Selenium, Dissolved	<0.011	^+	0.020	0.011	mg/L			04/23/26 18:44	1
Sodium, Dissolved	**4.7**	**B**	1.0	0.039	mg/L			04/23/26 18:44	1
Thallium, Dissolved	<0.015		0.020	0.015	mg/L			04/23/26 18:44	1

Client Sample ID: High TDS Baseline

Lab Sample ID: 705-63267-26

Date Collected: 04/07/26 15:15
Matrix: Water
Date Received: 04/09/26 09:40

Method: EPA 300.0 - Anions, Ion Chromatography

Analyte	Result	Qualifier	RL	MDL	Unit	D	Prepared	Analyzed	Dil Fac
Chloride	**10**		1.0	0.98	mg/L			04/18/26 01:27	1
Fluoride	<0.081		0.20	0.081	mg/L			04/18/26 01:27	1
Sulfate	**480**	**B**	20	15	mg/L			04/19/26 00:09	20

Method: SW846 6010D - Metals (ICP) - Dissolved

Analyte	Result	Qualifier	RL	MDL	Unit	D	Prepared	Analyzed	Dil Fac
Aluminum, Dissolved	<0.063		0.20	0.063	mg/L			04/23/26 18:47	1
Antimony, Dissolved	<0.0075		0.020	0.0075	mg/L			04/23/26 18:47	1
Arsenic, Dissolved	<0.0099		0.050	0.0099	mg/L			04/23/26 18:47	1
Barium, Dissolved	<0.0035		0.020	0.0035	mg/L			04/23/26 18:47	1
Beryllium, Dissolved	<0.0014		0.010	0.0014	mg/L			04/23/26 18:47	1
Cadmium, Dissolved	<0.00080		0.0050	0.00080	mg/L			04/23/26 18:47	1
Calcium, Dissolved	**110**		0.10	0.038	mg/L			04/23/26 18:47	1
Chromium, Dissolved	<0.0038		0.010	0.0038	mg/L			04/23/26 18:47	1
Cobalt, Dissolved	<0.0015		0.020	0.0015	mg/L			04/23/26 18:47	1
Iron, Dissolved	<0.035		0.10	0.035	mg/L			04/23/26 18:47	1
Lead, Dissolved	<0.0061		0.010	0.0061	mg/L			04/23/26 18:47	1
Lithium, Dissolved	<0.0037		0.020	0.0037	mg/L			04/23/26 18:47	1

Client Sample Results

Client: Arcadis US Inc.
Project/Site: GP Plant McIntosh

Job ID: 705-63267-1

Client Sample ID: High TDS Baseline

Lab Sample ID: 705-63267-26

Date Collected: 04/07/26 15:15
Matrix: Water
Date Received: 04/09/26 09:40

Method: SW846 6010D - Metals (ICP) - Dissolved (Continued)

Analyte	Result	Qualifier	RL	MDL	Unit	D	Prepared	Analyzed	Dil Fac
Magnesium, Dissolved	**19**		0.10	0.036	mg/L			04/23/26 18:47	1
Manganese, Dissolved	**0.0014**	**J**	0.015	0.0013	mg/L			04/23/26 18:47	1
Molybdenum, Dissolved	<0.0092		0.050	0.0092	mg/L			04/23/26 18:47	1
Potassium, Dissolved	**11**		0.50	0.32	mg/L			04/23/26 18:47	1
Selenium, Dissolved	<0.011	^+	0.020	0.011	mg/L			04/23/26 18:47	1
Sodium, Dissolved	**47**	**B**	1.0	0.039	mg/L			04/23/26 18:47	1
Thallium, Dissolved	<0.015		0.020	0.015	mg/L			04/23/26 18:47	1

Method Summary

Client: Arcadis US Inc.
Project/Site: GP Plant McIntosh

Job ID: 705-63267-1

Method	Method Description	Protocol	Laboratory
300.0	Anions, Ion Chromatography	EPA	EET ATL
6010D	Metals (ICP)	SW846	EET ATL

Protocol References:

EPA = US Environmental Protection Agency

SW846 = "Test Methods For Evaluating Solid Waste, Physical/Chemical Methods", Third Edition, November 1986 And Its Updates.

Laboratory References:

EET ATL = Eurofins Atlanta, 3080 Presidential Dr, Atlanta, GA 30340, TEL (770)457-8177

Lab Chronicle

Client: Arcadis US Inc.
Project/Site: GP Plant McIntosh

Job ID: 705-63267-1

Client Sample ID: Reactor 27

Lab Sample ID: 705-63267-1
Date Collected: 04/08/26 10:30
Matrix: Water
Date Received: 04/09/26 09:40

Prep Type	Batch Type	Batch Method	Run	Dil Factor	Initial Amount	Final Amount	Batch Number	Prepared or Analyzed	Analyst	Lab
Total/NA	Analysis	300.0		1	0 mL	0 mL	128063	04/15/26 00:19	MS	EET ATL
Dissolved	Analysis	6010D		1			129146	04/17/26 14:46	DS	EET ATL

Client Sample ID: Reactor 28

Lab Sample ID: 705-63267-2
Date Collected: 04/08/26 11:26
Matrix: Water
Date Received: 04/09/26 09:40

Prep Type	Batch Type	Batch Method	Run	Dil Factor	Initial Amount	Final Amount	Batch Number	Prepared or Analyzed	Analyst	Lab
Total/NA	Analysis	300.0		1	0 mL	0 mL	128063	04/14/26 19:35	MS	EET ATL
Dissolved	Analysis	6010D		1			129146	04/17/26 14:49	DS	EET ATL

Client Sample ID: Reactor 29

Lab Sample ID: 705-63267-3
Date Collected: 04/08/26 10:32
Matrix: Water
Date Received: 04/09/26 09:40

Prep Type	Batch Type	Batch Method	Run	Dil Factor	Initial Amount	Final Amount	Batch Number	Prepared or Analyzed	Analyst	Lab
Total/NA	Analysis	300.0		1	0 mL	0 mL	128063	04/15/26 00:30	MS	EET ATL
Total/NA	Analysis	300.0		10	0 mL	0 mL	128473	04/15/26 19:24	MS	EET ATL
Dissolved	Analysis	6010D		1			129146	04/17/26 14:52	DS	EET ATL

Client Sample ID: Reactor 30

Lab Sample ID: 705-63267-4
Date Collected: 04/08/26 10:34
Matrix: Water
Date Received: 04/09/26 09:40

Prep Type	Batch Type	Batch Method	Run	Dil Factor	Initial Amount	Final Amount	Batch Number	Prepared or Analyzed	Analyst	Lab
Total/NA	Analysis	300.0		1	0 mL	0 mL	128063	04/15/26 00:41	MS	EET ATL
Total/NA	Analysis	300.0		10	0 mL	0 mL	128473	04/15/26 19:36	MS	EET ATL
Dissolved	Analysis	6010D		1			129146	04/17/26 15:01	DS	EET ATL

Client Sample ID: Reactor 31

Lab Sample ID: 705-63267-5
Date Collected: 04/08/26 10:34
Matrix: Water
Date Received: 04/09/26 09:40

Prep Type	Batch Type	Batch Method	Run	Dil Factor	Initial Amount	Final Amount	Batch Number	Prepared or Analyzed	Analyst	Lab
Total/NA	Analysis	300.0		1	0 mL	0 mL	128605	04/16/26 07:30	MS	EET ATL
Total/NA	Analysis	300.0		100			129300	04/18/26 21:51	MS	EET ATL 2
Dissolved	Analysis	6010D		1			129146	04/17/26 15:04	DS	EET ATL
Dissolved	Analysis	6010D		100			130747	04/24/26 11:14	DS	EET ATL
Dissolved	Analysis	6010D		1			130747	04/24/26 11:32	DS	EET ATL

Lab Chronicle

Client: Arcadis US Inc.
Project/Site: GP Plant McIntosh

Job ID: 705-63267-1

Client Sample ID: Reactor 32

Lab Sample ID: 705-63267-6
Date Collected: 04/08/26 10:36
Matrix: Water
Date Received: 04/09/26 09:40

Prep Type	Batch Type	Batch Method	Run	Dil Factor	Initial Amount	Final Amount	Batch Number	Prepared or Analyzed	Analyst	Lab
Total/NA	Analysis	300.0		1	0 mL	0 mL	128605	04/16/26 07:41	MS	EET ATL
Total/NA	Analysis	300.0		100			129300	04/18/26 22:02	MS	EET ATL 2
Dissolved	Analysis	6010D		1			129146	04/17/26 15:07	DS	EET ATL
Dissolved	Analysis	6010D		100			130747	04/24/26 11:17	DS	EET ATL

Client Sample ID: Reactor 33

Lab Sample ID: 705-63267-7
Date Collected: 04/08/26 11:16
Matrix: Water
Date Received: 04/09/26 09:40

Prep Type	Batch Type	Batch Method	Run	Dil Factor	Initial Amount	Final Amount	Batch Number	Prepared or Analyzed	Analyst	Lab
Total/NA	Analysis	300.0		1	0 mL	0 mL	128605	04/16/26 07:52	MS	EET ATL
Dissolved	Analysis	6010D		1			129146	04/17/26 15:10	DS	EET ATL

Client Sample ID: Reactor 34

Lab Sample ID: 705-63267-8
Date Collected: 04/08/26 11:24
Matrix: Water
Date Received: 04/09/26 09:40

Prep Type	Batch Type	Batch Method	Run	Dil Factor	Initial Amount	Final Amount	Batch Number	Prepared or Analyzed	Analyst	Lab
Total/NA	Analysis	300.0		1	0 mL	0 mL	128605	04/16/26 08:04	MS	EET ATL
Dissolved	Analysis	6010D		1			129146	04/17/26 15:13	DS	EET ATL

Client Sample ID: Reactor 35

Lab Sample ID: 705-63267-9
Date Collected: 04/08/26 11:19
Matrix: Water
Date Received: 04/09/26 09:40

Prep Type	Batch Type	Batch Method	Run	Dil Factor	Initial Amount	Final Amount	Batch Number	Prepared or Analyzed	Analyst	Lab
Total/NA	Analysis	300.0		1	0 mL	0 mL	128605	04/16/26 08:15	MS	EET ATL
Total/NA	Analysis	300.0		20			129063	04/17/26 22:59	MS	EET ATL
Dissolved	Analysis	6010D		1			129146	04/17/26 15:16	DS	EET ATL

Client Sample ID: Reactor 36

Lab Sample ID: 705-63267-10
Date Collected: 04/08/26 11:20
Matrix: Water
Date Received: 04/09/26 09:40

Prep Type	Batch Type	Batch Method	Run	Dil Factor	Initial Amount	Final Amount	Batch Number	Prepared or Analyzed	Analyst	Lab
Total/NA	Analysis	300.0		1	0 mL	0 mL	128605	04/16/26 09:00	MS	EET ATL
Total/NA	Analysis	300.0		20			129063	04/17/26 23:11	MS	EET ATL
Dissolved	Analysis	6010D		1			129146	04/17/26 15:19	DS	EET ATL

Client Sample ID: Reactor 37

Lab Sample ID: 705-63267-11
Date Collected: 04/08/26 11:22
Matrix: Water
Date Received: 04/09/26 09:40

Prep Type	Batch Type	Batch Method	Run	Dil Factor	Initial Amount	Final Amount	Batch Number	Prepared or Analyzed	Analyst	Lab
Total/NA	Analysis	300.0		1	0 mL	0 mL	128605	04/16/26 09:12	MS	EET ATL

Lab Chronicle

Client: Arcadis US Inc.
Project/Site: GP Plant McIntosh

Job ID: 705-63267-1

Client Sample ID: Reactor 37

Lab Sample ID: 705-63267-11
Date Collected: 04/08/26 11:22
Matrix: Water
Date Received: 04/09/26 09:40

Prep Type	Batch Type	Batch Method	Run	Dil Factor	Initial Amount	Final Amount	Batch Number	Prepared or Analyzed	Analyst	Lab
Total/NA	Analysis	300.0		200			129300	04/18/26 23:11	MS	EET ATL 2
Dissolved	Analysis	6010D		1			129146	04/17/26 15:22	DS	EET ATL
Dissolved	Analysis	6010D		100			130747	04/24/26 11:20	DS	EET ATL
Dissolved	Analysis	6010D		1			130747	04/24/26 11:44	DS	EET ATL

Client Sample ID: Reactor 38

Lab Sample ID: 705-63267-12
Date Collected: 04/08/26 11:50
Matrix: Water
Date Received: 04/09/26 09:40

Prep Type	Batch Type	Batch Method	Run	Dil Factor	Initial Amount	Final Amount	Batch Number	Prepared or Analyzed	Analyst	Lab
Total/NA	Analysis	300.0		1	0 mL	0 mL	128605	04/16/26 09:23	MS	EET ATL
Total/NA	Analysis	300.0		100			129300	04/18/26 22:14	MS	EET ATL 2
Dissolved	Analysis	6010D		1			129146	04/17/26 15:25	DS	EET ATL
Dissolved	Analysis	6010D		100			130747	04/24/26 11:23	DS	EET ATL

Client Sample ID: Reactor 39

Lab Sample ID: 705-63267-13
Date Collected: 04/08/26 11:46
Matrix: Water
Date Received: 04/09/26 09:40

Prep Type	Batch Type	Batch Method	Run	Dil Factor	Initial Amount	Final Amount	Batch Number	Prepared or Analyzed	Analyst	Lab
Total/NA	Analysis	300.0		1	0 mL	0 mL	128605	04/16/26 09:34	MS	EET ATL
Dissolved	Analysis	6010D		1			129146	04/17/26 15:28	DS	EET ATL

Client Sample ID: Reactor 40

Lab Sample ID: 705-63267-14
Date Collected: 04/08/26 13:13
Matrix: Water
Date Received: 04/09/26 09:40

Prep Type	Batch Type	Batch Method	Run	Dil Factor	Initial Amount	Final Amount	Batch Number	Prepared or Analyzed	Analyst	Lab
Total/NA	Analysis	300.0		1	0 mL	0 mL	128605	04/16/26 09:46	MS	EET ATL
Dissolved	Analysis	6010D		1			129146	04/17/26 15:37	DS	EET ATL

Client Sample ID: Reactor 41

Lab Sample ID: 705-63267-15
Date Collected: 04/08/26 11:47
Matrix: Water
Date Received: 04/09/26 09:40

Prep Type	Batch Type	Batch Method	Run	Dil Factor	Initial Amount	Final Amount	Batch Number	Prepared or Analyzed	Analyst	Lab
Total/NA	Analysis	300.0		1	0 mL	0 mL	128605	04/16/26 11:28	MS	EET ATL
Total/NA	Analysis	300.0		20			129835	04/21/26 13:15	MS	EET ATL 2
Dissolved	Analysis	6010D		1			129146	04/17/26 15:40	DS	EET ATL

Lab Chronicle

Client: Arcadis US Inc.
Project/Site: GP Plant McIntosh

Job ID: 705-63267-1

Client Sample ID: Reactor 42

Lab Sample ID: 705-63267-16
Date Collected: 04/08/26 11:51
Matrix: Water
Date Received: 04/09/26 09:40

Prep Type	Batch Type	Batch Method	Run	Dil Factor	Initial Amount	Final Amount	Batch Number	Prepared or Analyzed	Analyst	Lab
Total/NA	Analysis	300.0		1	0 mL	0 mL	128605	04/16/26 06:56	MS	EET ATL
Total/NA	Analysis	300.0		20	0 mL	0 mL	128605	04/17/26 11:35	MS	EET ATL
Dissolved	Analysis	6010D		1			129146	04/17/26 15:43	DS	EET ATL

Client Sample ID: Reactor 43

Lab Sample ID: 705-63267-17
Date Collected: 04/08/26 11:53
Matrix: Water
Date Received: 04/09/26 09:40

Prep Type	Batch Type	Batch Method	Run	Dil Factor	Initial Amount	Final Amount	Batch Number	Prepared or Analyzed	Analyst	Lab
Total/NA	Analysis	300.0		20			129063	04/17/26 23:33	MS	EET ATL
Total/NA	Analysis	300.0		200			129300	04/18/26 23:23	MS	EET ATL 2
Dissolved	Analysis	6010D		1			129146	04/17/26 15:46	DS	EET ATL
Dissolved	Analysis	6010D		100			130747	04/24/26 11:26	DS	EET ATL
Dissolved	Analysis	6010D		1			130747	04/24/26 11:50	DS	EET ATL

Client Sample ID: Reactor 44

Lab Sample ID: 705-63267-18
Date Collected: 04/08/26 11:54
Matrix: Water
Date Received: 04/09/26 09:40

Prep Type	Batch Type	Batch Method	Run	Dil Factor	Initial Amount	Final Amount	Batch Number	Prepared or Analyzed	Analyst	Lab
Total/NA	Analysis	300.0		1	0 mL	0 mL	128605	04/16/26 11:50	MS	EET ATL
Total/NA	Analysis	300.0		200			129063	04/17/26 19:01	MS	EET ATL
Dissolved	Analysis	6010D		1			129146	04/17/26 15:49	DS	EET ATL
Dissolved	Analysis	6010D		100			130747	04/24/26 11:29	DS	EET ATL

Client Sample ID: Reactor 45

Lab Sample ID: 705-63267-19
Date Collected: 04/08/26 11:58
Matrix: Water
Date Received: 04/09/26 09:40

Prep Type	Batch Type	Batch Method	Run	Dil Factor	Initial Amount	Final Amount	Batch Number	Prepared or Analyzed	Analyst	Lab
Total/NA	Analysis	300.0		1	0 mL	0 mL	128605	04/16/26 12:02	MS	EET ATL
Dissolved	Analysis	6010D		1			129146	04/17/26 15:52	DS	EET ATL

Client Sample ID: Reactor 46

Lab Sample ID: 705-63267-20
Date Collected: 04/08/26 12:00
Matrix: Water
Date Received: 04/09/26 09:40

Prep Type	Batch Type	Batch Method	Run	Dil Factor	Initial Amount	Final Amount	Batch Number	Prepared or Analyzed	Analyst	Lab
Total/NA	Analysis	300.0		1			129063	04/17/26 23:45	MS	EET ATL
Dissolved	Analysis	6010D		1			129146	04/17/26 15:55	DS	EET ATL

Lab Chronicle

Client: Arcadis US Inc.
Project/Site: GP Plant McIntosh

Job ID: 705-63267-1

Client Sample ID: Reactor 47

Lab Sample ID: 705-63267-21
Date Collected: 04/08/26 12:02
Matrix: Water
Date Received: 04/09/26 09:40

Prep Type	Batch Type	Batch Method	Run	Dil Factor	Initial Amount	Final Amount	Batch Number	Prepared or Analyzed	Analyst	Lab
Total/NA	Analysis	300.0		1			129063	04/17/26 23:56	MS	EET ATL
Total/NA	Analysis	300.0		20			129300	04/18/26 23:35	MS	EET ATL 2
Dissolved	Analysis	6010D		1			130613	04/23/26 18:20	DS	EET ATL
Dissolved	Analysis	6010D		1			130747	04/24/26 12:06	DS	EET ATL

Client Sample ID: Reactor 48

Lab Sample ID: 705-63267-22
Date Collected: 04/08/26 12:04
Matrix: Water
Date Received: 04/09/26 09:40

Prep Type	Batch Type	Batch Method	Run	Dil Factor	Initial Amount	Final Amount	Batch Number	Prepared or Analyzed	Analyst	Lab
Total/NA	Analysis	300.0		1			129063	04/18/26 00:07	MS	EET ATL
Total/NA	Analysis	300.0		20			129300	04/18/26 23:46	MS	EET ATL 2
Dissolved	Analysis	6010D		1			130613	04/23/26 18:35	DS	EET ATL
Dissolved	Analysis	6010D		1			130747	04/24/26 12:09	DS	EET ATL

Client Sample ID: Reactor 49

Lab Sample ID: 705-63267-23
Date Collected: 04/08/26 12:06
Matrix: Water
Date Received: 04/09/26 09:40

Prep Type	Batch Type	Batch Method	Run	Dil Factor	Initial Amount	Final Amount	Batch Number	Prepared or Analyzed	Analyst	Lab
Total/NA	Analysis	300.0		1			129063	04/18/26 00:19	MS	EET ATL
Total/NA	Analysis	300.0		200			129300	04/18/26 23:58	MS	EET ATL 2
Dissolved	Analysis	6010D		1			130613	04/23/26 18:38	DS	EET ATL
Dissolved	Analysis	6010D		100			130686	04/24/26 08:45	DS	EET ATL
Dissolved	Analysis	6010D		1			130747	04/24/26 12:12	DS	EET ATL

Client Sample ID: Reactor 50

Lab Sample ID: 705-63267-24
Date Collected: 04/08/26 12:08
Matrix: Water
Date Received: 04/09/26 09:40

Prep Type	Batch Type	Batch Method	Run	Dil Factor	Initial Amount	Final Amount	Batch Number	Prepared or Analyzed	Analyst	Lab
Total/NA	Analysis	300.0		1			129063	04/18/26 00:30	MS	EET ATL
Total/NA	Analysis	300.0		100			129835	04/21/26 14:02	MS	EET ATL 2
Dissolved	Analysis	6010D		1			130613	04/23/26 18:41	DS	EET ATL
Dissolved	Analysis	6010D		100			130686	04/24/26 08:54	DS	EET ATL
Dissolved	Analysis	6010D		1			130747	04/24/26 12:15	DS	EET ATL

Client Sample ID: Low TDS Baseline

Lab Sample ID: 705-63267-25
Date Collected: 04/07/26 15:10
Matrix: Water
Date Received: 04/09/26 09:40

Prep Type	Batch Type	Batch Method	Run	Dil Factor	Initial Amount	Final Amount	Batch Number	Prepared or Analyzed	Analyst	Lab
Total/NA	Analysis	300.0		1			129063	04/18/26 01:16	MS	EET ATL
Dissolved	Analysis	6010D		1			130613	04/23/26 18:44	DS	EET ATL

Lab Chronicle

Client: Arcadis US Inc.
Project/Site: GP Plant McIntosh

Job ID: 705-63267-1

Client Sample ID: High TDS Baseline

Lab Sample ID: 705-63267-26

Date Collected: 04/07/26 15:15

Matrix: Water

Date Received: 04/09/26 09:40

Prep Type	Batch Type	Batch Method	Run	Dil Factor	Initial Amount	Final Amount	Batch Number	Prepared or Analyzed	Analyst	Lab
Total/NA	Analysis	300.0		1			129063	04/18/26 01:27	MS	EET ATL
Total/NA	Analysis	300.0		20			129300	04/19/26 00:09	MS	EET ATL 2
Dissolved	Analysis	6010D		1			130613	04/23/26 18:47	DS	EET ATL

Laboratory References:

EET ATL = Eurofins Atlanta, 3080 Presidential Dr, Atlanta, GA 30340, TEL (770)457-8177

Method: 300.0 - Anions, Ion Chromatography

Lab Sample ID: MB 705-128063/43 — **Client Sample ID: Method Blank**
Matrix: Water — **Prep Type: Total/NA**
Analysis Batch: 128063

Analyte	MB Result	MB Qualifier	RL	MDL	Unit	D	Prepared	Analyzed	Dil Fac
Chloride	<0.98		1.0	0.98	mg/L			04/14/26 19:12	1
Fluoride	<0.081		0.20	0.081	mg/L			04/14/26 19:12	1
Sulfate	<0.77		1.0	0.77	mg/L			04/14/26 19:12	1

Lab Sample ID: LCS 705-128063/44 — **Client Sample ID: Lab Control Sample**
Matrix: Water — **Prep Type: Total/NA**
Analysis Batch: 128063

Analyte	Spike Added	LCS Result	LCS Qualifier	Unit	D	%Rec	%Rec Limits
Chloride	10.0	9.00		mg/L		90	90 - 110
Fluoride	5.00	4.95		mg/L		99	90 - 110
Sulfate	25.0	24.0		mg/L		96	90 - 110

Lab Sample ID: 705-63267-2 MS — **Client Sample ID: Reactor 28**
Matrix: Water — **Prep Type: Total/NA**
Analysis Batch: 128063

Analyte	Sample Result	Sample Qualifier	Spike Added	MS Result	MS Qualifier	Unit	D	%Rec	%Rec Limits
Chloride	18	F1	10.0	23.0	F1	mg/L		54	90 - 110
Fluoride	0.11	J F1	5.00	3.77	F1	mg/L		73	90 - 110
Sulfate	8.6	F1	25.0	28.1	F1	mg/L		78	90 - 110

Lab Sample ID: 705-63267-2 MSD — **Client Sample ID: Reactor 28**
Matrix: Water — **Prep Type: Total/NA**
Analysis Batch: 128063

Analyte	Sample Result	Sample Qualifier	Spike Added	MSD Result	MSD Qualifier	Unit	D	%Rec	%Rec Limits	RPD	RPD Limit
Chloride	18	F1	10.0	23.3	F1	mg/L		57	90 - 110	1	20
Fluoride	0.11	J F1	5.00	3.85	F1	mg/L		75	90 - 110	2	20
Sulfate	8.6	F1	25.0	28.2	F1	mg/L		78	90 - 110	0	20

Lab Sample ID: MB 705-128473/3 — **Client Sample ID: Method Blank**
Matrix: Water — **Prep Type: Total/NA**
Analysis Batch: 128473

Analyte	MB Result	MB Qualifier	RL	MDL	Unit	D	Prepared	Analyzed	Dil Fac
Chloride	<0.98		1.0	0.98	mg/L			04/15/26 13:21	1
Fluoride	<0.081		0.20	0.081	mg/L			04/15/26 13:21	1
Sulfate	<0.77		1.0	0.77	mg/L			04/15/26 13:21	1

Lab Sample ID: LCS 705-128473/4 — **Client Sample ID: Lab Control Sample**
Matrix: Water — **Prep Type: Total/NA**
Analysis Batch: 128473

Analyte	Spike Added	LCS Result	LCS Qualifier	Unit	D	%Rec	%Rec Limits
Chloride	10.0	9.37		mg/L		94	90 - 110
Fluoride	5.00	4.89		mg/L		98	90 - 110
Sulfate	25.0	23.3		mg/L		93	90 - 110

Method: 300.0 - Anions, Ion Chromatography (Continued)

Lab Sample ID: 705-63820-A-1 MS — **Client Sample ID: Matrix Spike**
Matrix: Water — **Prep Type: Total/NA**
Analysis Batch: 128473

Analyte	Sample Result	Sample Qualifier	Spike Added	MS Result	MS Qualifier	Unit	D	%Rec	%Rec Limits
Chloride	4.5	F1	10.0	13.6		mg/L		91	90 - 110
Fluoride	0.17	J F1	5.00	4.64	F1	mg/L		89	90 - 110
Sulfate	<0.77		25.0	25.2		mg/L		101	90 - 110

Lab Sample ID: 705-63820-A-1 MSD — **Client Sample ID: Matrix Spike Duplicate**
Matrix: Water — **Prep Type: Total/NA**
Analysis Batch: 128473

Analyte	Sample Result	Sample Qualifier	Spike Added	MSD Result	MSD Qualifier	Unit	D	%Rec	%Rec Limits	RPD	RPD Limit
Chloride	4.5	F1	10.0	13.4	F1	mg/L		89	90 - 110	2	20
Fluoride	0.17	J F1	5.00	4.71		mg/L		91	90 - 110	2	20
Sulfate	<0.77		25.0	24.3		mg/L		97	90 - 110	3	20

Lab Sample ID: MB 705-128605/3 — **Client Sample ID: Method Blank**
Matrix: Water — **Prep Type: Total/NA**
Analysis Batch: 128605

Analyte	MB Result	MB Qualifier	RL	MDL	Unit	D	Prepared	Analyzed	Dil Fac
Chloride	<0.98		1.0	0.98	mg/L			04/16/26 06:33	1
Fluoride	<0.081		0.20	0.081	mg/L			04/16/26 06:33	1
Sulfate	<0.77		1.0	0.77	mg/L			04/16/26 06:33	1

Lab Sample ID: LCS 705-128605/4 — **Client Sample ID: Lab Control Sample**
Matrix: Water — **Prep Type: Total/NA**
Analysis Batch: 128605

Analyte	Spike Added	LCS Result	LCS Qualifier	Unit	D	%Rec	%Rec Limits
Chloride	10.0	9.53		mg/L		95	90 - 110
Fluoride	5.00	4.84		mg/L		97	90 - 110
Sulfate	25.0	24.4		mg/L		97	90 - 110

Lab Sample ID: 705-63267-16 MS — **Client Sample ID: Reactor 42**
Matrix: Water — **Prep Type: Total/NA**
Analysis Batch: 128605

Analyte	Sample Result	Sample Qualifier	Spike Added	MS Result	MS Qualifier	Unit	D	%Rec	%Rec Limits
Chloride	10		10.0	19.4		mg/L		92	90 - 110
Fluoride	0.22		5.00	4.72		mg/L		90	90 - 110

Lab Sample ID: 705-63267-16 MS — **Client Sample ID: Reactor 42**
Matrix: Water — **Prep Type: Total/NA**
Analysis Batch: 128605

Analyte	Sample Result	Sample Qualifier	Spike Added	MS Result	MS Qualifier	Unit	D	%Rec	%Rec Limits
Sulfate	420	F1	500	433	F1	mg/L		3	90 - 110

Method: 300.0 - Anions, Ion Chromatography (Continued)

Lab Sample ID: 705-63267-16 MSD — **Client Sample ID: Reactor 42**
Matrix: Water — **Prep Type: Total/NA**
Analysis Batch: 128605

Analyte	Sample Result	Sample Qualifier	Spike Added	MSD Result	MSD Qualifier	Unit	D	%Rec	%Rec Limits	RPD	RPD Limit
Chloride	10		10.0	19.2		mg/L		90	90 - 110	1	20
Fluoride	0.22		5.00	4.75		mg/L		91	90 - 110	1	20

Lab Sample ID: 705-63267-16 MSD — **Client Sample ID: Reactor 42**
Matrix: Water — **Prep Type: Total/NA**
Analysis Batch: 128605

Analyte	Sample Result	Sample Qualifier	Spike Added	MSD Result	MSD Qualifier	Unit	D	%Rec	%Rec Limits	RPD	RPD Limit
Sulfate	420	F1	500	396	F1	mg/L		-5	90 - 110	9	20

Lab Sample ID: MB 705-129063/1002 — **Client Sample ID: Method Blank**
Matrix: Water — **Prep Type: Total/NA**
Analysis Batch: 129063

Analyte	MB Result	MB Qualifier	RL	MDL	Unit	D	Prepared	Analyzed	Dil Fac
Chloride	<0.98		1.0	0.98	mg/L			04/17/26 12:21	1
Fluoride	<0.081		0.20	0.081	mg/L			04/17/26 12:21	1
Sulfate	<0.77		1.0	0.77	mg/L			04/17/26 12:21	1

Lab Sample ID: MB 705-129063/44 — **Client Sample ID: Method Blank**
Matrix: Water — **Prep Type: Total/NA**
Analysis Batch: 129063

Analyte	MB Result	MB Qualifier	RL	MDL	Unit	D	Prepared	Analyzed	Dil Fac
Chloride	<0.98		1.0	0.98	mg/L			04/17/26 20:09	1
Fluoride	<0.081		0.20	0.081	mg/L			04/17/26 20:09	1
Sulfate	<0.77		1.0	0.77	mg/L			04/17/26 20:09	1

Lab Sample ID: LCS 705-129063/1001 — **Client Sample ID: Lab Control Sample**
Matrix: Water — **Prep Type: Total/NA**
Analysis Batch: 129063

Analyte	Spike Added	LCS Result	LCS Qualifier	Unit	D	%Rec	%Rec Limits
Chloride	10.0	10.1		mg/L		101	90 - 110
Fluoride	5.00	5.04		mg/L		101	90 - 110
Sulfate	25.0	26.0		mg/L		104	90 - 110

Lab Sample ID: LCS 705-129063/45 — **Client Sample ID: Lab Control Sample**
Matrix: Water — **Prep Type: Total/NA**
Analysis Batch: 129063

Analyte	Spike Added	LCS Result	LCS Qualifier	Unit	D	%Rec	%Rec Limits
Chloride	10.0	9.02		mg/L		90	90 - 110
Fluoride	5.00	4.76		mg/L		95	90 - 110
Sulfate	25.0	23.0		mg/L		92	90 - 110

Method: 300.0 - Anions, Ion Chromatography (Continued)

Lab Sample ID: 705-64121-G-2 MS — **Client Sample ID: Matrix Spike**
Matrix: Water — **Prep Type: Total/NA**
Analysis Batch: 129063

Analyte	Sample Result	Sample Qualifier	Spike Added	MS Result	MS Qualifier	Unit	D	%Rec	%Rec Limits
Chloride	2.2		10.0	11.6		mg/L		94	90 - 110
Fluoride	0.082	J F1	5.00	4.49	F1	mg/L		88	90 - 110
Sulfate	<0.77		25.0	24.6		mg/L		98	90 - 110

Lab Sample ID: 705-64121-G-2 MSD — **Client Sample ID: Matrix Spike Duplicate**
Matrix: Water — **Prep Type: Total/NA**
Analysis Batch: 129063

Analyte	Sample Result	Sample Qualifier	Spike Added	MSD Result	MSD Qualifier	Unit	D	%Rec	%Rec Limits	RPD	RPD Limit
Chloride	2.2		10.0	11.2		mg/L		90	90 - 110	4	20
Fluoride	0.082	J F1	5.00	4.44	F1	mg/L		87	90 - 110	1	20
Sulfate	<0.77		25.0	23.9		mg/L		95	90 - 110	3	20

Lab Sample ID: 705-64168-A-2 MS — **Client Sample ID: Matrix Spike**
Matrix: Water — **Prep Type: Total/NA**
Analysis Batch: 129063

Analyte	Sample Result	Sample Qualifier	Spike Added	MS Result	MS Qualifier	Unit	D	%Rec	%Rec Limits
Chloride	6.8	F1	10.0	15.2	F1	mg/L		84	90 - 110
Fluoride	<0.081	F1	5.00	4.20	F1	mg/L		84	90 - 110
Sulfate	<0.77	F1	25.0	22.5		mg/L		90	90 - 110

Lab Sample ID: 705-64168-A-2 MSD — **Client Sample ID: Matrix Spike Duplicate**
Matrix: Water — **Prep Type: Total/NA**
Analysis Batch: 129063

Analyte	Sample Result	Sample Qualifier	Spike Added	MSD Result	MSD Qualifier	Unit	D	%Rec	%Rec Limits	RPD	RPD Limit
Chloride	6.8	F1	10.0	14.9	F1	mg/L		81	90 - 110	2	20
Fluoride	<0.081	F1	5.00	4.13	F1	mg/L		83	90 - 110	2	20
Sulfate	<0.77	F1	25.0	21.6	F1	mg/L		87	90 - 110	4	20

Lab Sample ID: MB 705-129300/125 — **Client Sample ID: Method Blank**
Matrix: Water — **Prep Type: Total/NA**
Analysis Batch: 129300

Analyte	MB Result	MB Qualifier	RL	MDL	Unit	D	Prepared	Analyzed	Dil Fac
Chloride	<0.98		1.0	0.98	mg/L			04/18/26 20:30	1
Fluoride	<0.081		0.20	0.081	mg/L			04/18/26 20:30	1
Sulfate	0.777	J	1.0	0.77	mg/L			04/18/26 20:30	1

Lab Sample ID: LCS 705-129300/126 — **Client Sample ID: Lab Control Sample**
Matrix: Water — **Prep Type: Total/NA**
Analysis Batch: 129300

Analyte	Spike Added	LCS Result	LCS Qualifier	Unit	D	%Rec	%Rec Limits
Chloride	10.0	10.4		mg/L		104	90 - 110
Fluoride	5.00	5.41		mg/L		108	90 - 110
Sulfate	25.0	25.8		mg/L		103	90 - 110

Method: 300.0 - Anions, Ion Chromatography (Continued)

Lab Sample ID: 705-64022-A-9 MS — **Client Sample ID: Matrix Spike**
Matrix: Water — **Prep Type: Total/NA**
Analysis Batch: 129300

Analyte	Sample Result	Sample Qualifier	Spike Added	MS Result	MS Qualifier	Unit	D	%Rec	%Rec Limits
Chloride	12	F1	10.0	20.7	F1	mg/L		86	90 - 110
Fluoride	0.41		5.00	5.35		mg/L		99	90 - 110
Sulfate	5.6	B	25.0	29.9		mg/L		97	90 - 110

Lab Sample ID: 705-64022-A-9 MSD — **Client Sample ID: Matrix Spike Duplicate**
Matrix: Water — **Prep Type: Total/NA**
Analysis Batch: 129300

Analyte	Sample Result	Sample Qualifier	Spike Added	MSD Result	MSD Qualifier	Unit	D	%Rec	%Rec Limits	RPD	RPD Limit
Chloride	12	F1	10.0	20.9	F1	mg/L		88	90 - 110	1	20
Fluoride	0.41		5.00	5.45		mg/L		101	90 - 110	2	20
Sulfate	5.6	B	25.0	30.3		mg/L		99	90 - 110	2	20

Lab Sample ID: MB 705-129835/3 — **Client Sample ID: Method Blank**
Matrix: Water — **Prep Type: Total/NA**
Analysis Batch: 129835

Analyte	MB Result	MB Qualifier	RL	MDL	Unit	D	Prepared	Analyzed	Dil Fac
Chloride	<0.98		1.0	0.98	mg/L			04/21/26 11:32	1
Fluoride	<0.081		0.20	0.081	mg/L			04/21/26 11:32	1
Sulfate	<0.77		1.0	0.77	mg/L			04/21/26 11:32	1

Lab Sample ID: LCS 705-129835/4 — **Client Sample ID: Lab Control Sample**
Matrix: Water — **Prep Type: Total/NA**
Analysis Batch: 129835

Analyte	Spike Added	LCS Result	LCS Qualifier	Unit	D	%Rec	%Rec Limits
Chloride	10.0	10.3		mg/L		103	90 - 110
Fluoride	5.00	5.28		mg/L		106	90 - 110
Sulfate	25.0	25.6		mg/L		103	90 - 110

Lab Sample ID: 705-64343-D-2 MS — **Client Sample ID: Matrix Spike**
Matrix: Water — **Prep Type: Total/NA**
Analysis Batch: 129835

Analyte	Sample Result	Sample Qualifier	Spike Added	MS Result	MS Qualifier	Unit	D	%Rec	%Rec Limits
Chloride	16	F1	10.0	24.1	F1	mg/L		84	90 - 110
Fluoride	0.31		5.00	5.24		mg/L		98	90 - 110
Sulfate	29	F1	25.0	50.0	F1	mg/L		84	90 - 110

Lab Sample ID: 705-64343-D-2 MSD — **Client Sample ID: Matrix Spike Duplicate**
Matrix: Water — **Prep Type: Total/NA**
Analysis Batch: 129835

Analyte	Sample Result	Sample Qualifier	Spike Added	MSD Result	MSD Qualifier	Unit	D	%Rec	%Rec Limits	RPD	RPD Limit
Chloride	16	F1	10.0	24.1	F1	mg/L		83	90 - 110	0	20
Fluoride	0.31		5.00	5.23		mg/L		98	90 - 110	0	20
Sulfate	29	F1	25.0	49.8	F1	mg/L		83	90 - 110	0	20

QC Sample Results

Client: Arcadis US Inc.
Project/Site: GP Plant McIntosh

Job ID: 705-63267-1

Method: 6010D - Metals (ICP)

Lab Sample ID: MB 705-128464/1-A
Matrix: Water
Analysis Batch: 129146

Client Sample ID: Method Blank
Prep Type: Dissolved

Analyte	MB Result	MB Qualifier	RL	MDL	Unit	D	Prepared	Analyzed	Dil Fac
Aluminum, Dissolved	<0.063		0.20	0.063	mg/L			04/17/26 14:34	1
Antimony, Dissolved	<0.0075		0.020	0.0075	mg/L			04/17/26 14:34	1
Arsenic, Dissolved	<0.0099		0.050	0.0099	mg/L			04/17/26 14:34	1
Barium, Dissolved	<0.0035		0.020	0.0035	mg/L			04/17/26 14:34	1
Beryllium, Dissolved	<0.0014		0.010	0.0014	mg/L			04/17/26 14:34	1
Cadmium, Dissolved	<0.00080		0.0050	0.00080	mg/L			04/17/26 14:34	1
Calcium, Dissolved	<0.038		0.10	0.038	mg/L			04/17/26 14:34	1
Chromium, Dissolved	<0.0038		0.010	0.0038	mg/L			04/17/26 14:34	1
Cobalt, Dissolved	<0.0015		0.020	0.0015	mg/L			04/17/26 14:34	1
Iron, Dissolved	<0.035		0.10	0.035	mg/L			04/17/26 14:34	1
Lead, Dissolved	<0.0061		0.010	0.0061	mg/L			04/17/26 14:34	1
Lithium, Dissolved	<0.0037		0.020	0.0037	mg/L			04/17/26 14:34	1
Magnesium, Dissolved	<0.036		0.10	0.036	mg/L			04/17/26 14:34	1
Manganese, Dissolved	<0.0013		0.015	0.0013	mg/L			04/17/26 14:34	1
Molybdenum, Dissolved	<0.0092		0.050	0.0092	mg/L			04/17/26 14:34	1
Potassium, Dissolved	<0.32		0.50	0.32	mg/L			04/17/26 14:34	1
Selenium, Dissolved	<0.011		0.020	0.011	mg/L			04/17/26 14:34	1
Sodium, Dissolved	0.120	J	1.0	0.039	mg/L			04/17/26 14:34	1
Thallium, Dissolved	0.0193	J	0.020	0.015	mg/L			04/17/26 14:34	1

Lab Sample ID: LCS 705-128464/2-A
Matrix: Water
Analysis Batch: 129146

Client Sample ID: Lab Control Sample
Prep Type: Dissolved

Analyte	Spike Added	LCS Result	LCS Qualifier	Unit	D	%Rec	%Rec Limits
Aluminum, Dissolved	10.0	10.2		mg/L		102	80 - 120
Antimony, Dissolved	1.00	1.01		mg/L		101	80 - 120
Arsenic, Dissolved	1.00	1.01		mg/L		101	80 - 120
Barium, Dissolved	1.00	1.01		mg/L		101	80 - 120
Beryllium, Dissolved	1.00	0.986		mg/L		99	80 - 120
Cadmium, Dissolved	1.00	1.01		mg/L		101	80 - 120
Calcium, Dissolved	10.0	10.1		mg/L		101	80 - 120
Chromium, Dissolved	1.00	1.01		mg/L		101	80 - 120
Cobalt, Dissolved	1.00	1.02		mg/L		102	80 - 120
Iron, Dissolved	10.0	10.2		mg/L		102	80 - 120
Lead, Dissolved	1.00	1.03		mg/L		103	80 - 120
Lithium, Dissolved	1.00	0.884		mg/L		88	80 - 120
Magnesium, Dissolved	10.0	10.1		mg/L		101	80 - 120
Manganese, Dissolved	1.00	1.02		mg/L		102	80 - 120
Molybdenum, Dissolved	1.00	0.910		mg/L		91	80 - 120
Potassium, Dissolved	10.0	9.73		mg/L		97	80 - 120
Selenium, Dissolved	1.00	1.02		mg/L		102	80 - 120
Sodium, Dissolved	10.0	9.70		mg/L		97	80 - 120
Thallium, Dissolved	1.00	1.00		mg/L		100	80 - 120

Method: 6010D - Metals (ICP) (Continued)

Lab Sample ID: 705-63267-1 MS
Matrix: Water
Analysis Batch: 129146

Client Sample ID: Reactor 27
Prep Type: Dissolved

Analyte	Sample Result	Sample Qualifier	Spike Added	MS Result	MS Qualifier	Unit	D	%Rec	%Rec Limits
Aluminum, Dissolved	0.069	J	10.0	10.0		mg/L		100	75 - 125
Antimony, Dissolved	<0.0075		1.00	1.00		mg/L		100	75 - 125
Arsenic, Dissolved	<0.0099		1.00	0.986		mg/L		99	75 - 125
Barium, Dissolved	0.016	J	1.00	1.00		mg/L		98	75 - 125
Beryllium, Dissolved	<0.0014		1.00	0.959		mg/L		96	75 - 125
Cadmium, Dissolved	<0.00080		1.00	0.990		mg/L		99	75 - 125
Calcium, Dissolved	5.6		10.0	15.2		mg/L		96	75 - 125
Chromium, Dissolved	<0.0038		1.00	0.987		mg/L		99	75 - 125
Cobalt, Dissolved	0.0035	J	1.00	0.995		mg/L		99	75 - 125
Iron, Dissolved	<0.035		10.0	9.97		mg/L		100	75 - 125
Lead, Dissolved	<0.0061		1.00	1.01		mg/L		101	75 - 125
Lithium, Dissolved	<0.0037		1.00	0.902		mg/L		90	75 - 125
Magnesium, Dissolved	3.8		10.0	11.9		mg/L		81	75 - 125
Manganese, Dissolved	0.0087	J	1.00	1.00		mg/L		99	75 - 125
Molybdenum, Dissolved	0.025	J	1.00	0.954		mg/L		93	75 - 125
Potassium, Dissolved	2.3		10.0	12.0		mg/L		97	75 - 125
Selenium, Dissolved	0.019	J	1.00	1.03		mg/L		101	75 - 125
Sodium, Dissolved	7.5	B	10.0	16.7		mg/L		92	75 - 125
Thallium, Dissolved	<0.015		1.00	0.983		mg/L		98	75 - 125

Lab Sample ID: 705-63267-1 MSD
Matrix: Water
Analysis Batch: 129146

Client Sample ID: Reactor 27
Prep Type: Dissolved

Analyte	Sample Result	Sample Qualifier	Spike Added	MSD Result	MSD Qualifier	Unit	D	%Rec	%Rec Limits	RPD	RPD Limit
Aluminum, Dissolved	0.069	J	10.0	10.0		mg/L		100	75 - 125	0	20
Antimony, Dissolved	<0.0075		1.00	0.992		mg/L		99	75 - 125	1	20
Arsenic, Dissolved	<0.0099		1.00	0.991		mg/L		99	75 - 125	1	20
Barium, Dissolved	0.016	J	1.00	1.00		mg/L		99	75 - 125	0	20
Beryllium, Dissolved	<0.0014		1.00	0.960		mg/L		96	75 - 125	0	20
Cadmium, Dissolved	<0.00080		1.00	0.990		mg/L		99	75 - 125	0	20
Calcium, Dissolved	5.6		10.0	15.3		mg/L		97	75 - 125	0	20
Chromium, Dissolved	<0.0038		1.00	0.988		mg/L		99	75 - 125	0	20
Cobalt, Dissolved	0.0035	J	1.00	0.995		mg/L		99	75 - 125	0	20
Iron, Dissolved	<0.035		10.0	9.98		mg/L		100	75 - 125	0	20
Lead, Dissolved	<0.0061		1.00	1.01		mg/L		101	75 - 125	0	20
Lithium, Dissolved	<0.0037		1.00	0.901		mg/L		90	75 - 125	0	20
Magnesium, Dissolved	3.8		10.0	13.7		mg/L		99	75 - 125	15	20
Manganese, Dissolved	0.0087	J	1.00	1.00		mg/L		99	75 - 125	0	20
Molybdenum, Dissolved	0.025	J	1.00	0.958		mg/L		93	75 - 125	0	20
Potassium, Dissolved	2.3		10.0	12.0		mg/L		97	75 - 125	0	20
Selenium, Dissolved	0.019	J	1.00	1.03		mg/L		101	75 - 125	0	20
Sodium, Dissolved	7.5	B	10.0	16.7		mg/L		92	75 - 125	0	20
Thallium, Dissolved	<0.015		1.00	0.984		mg/L		98	75 - 125	0	20

Method: 6010D - Metals (ICP) (Continued)

Lab Sample ID: MB 705-128123/1-A
Matrix: Water
Analysis Batch: 130613

Client Sample ID: Method Blank
Prep Type: Dissolved

Analyte	MB Result	MB Qualifier	RL	MDL	Unit	D	Prepared	Analyzed	Dil Fac
Aluminum, Dissolved	<0.063		0.20	0.063	mg/L			04/23/26 18:14	1
Antimony, Dissolved	<0.0075		0.020	0.0075	mg/L			04/23/26 18:14	1
Arsenic, Dissolved	<0.0099		0.050	0.0099	mg/L			04/23/26 18:14	1
Barium, Dissolved	<0.0035		0.020	0.0035	mg/L			04/23/26 18:14	1
Beryllium, Dissolved	<0.0014		0.010	0.0014	mg/L			04/23/26 18:14	1
Cadmium, Dissolved	<0.00080		0.0050	0.00080	mg/L			04/23/26 18:14	1
Calcium, Dissolved	<0.038		0.10	0.038	mg/L			04/23/26 18:14	1
Chromium, Dissolved	<0.0038		0.010	0.0038	mg/L			04/23/26 18:14	1
Cobalt, Dissolved	<0.0015		0.020	0.0015	mg/L			04/23/26 18:14	1
Iron, Dissolved	<0.035		0.10	0.035	mg/L			04/23/26 18:14	1
Lead, Dissolved	<0.0061		0.010	0.0061	mg/L			04/23/26 18:14	1
Lithium, Dissolved	<0.0037		0.020	0.0037	mg/L			04/23/26 18:14	1
Magnesium, Dissolved	<0.036		0.10	0.036	mg/L			04/23/26 18:14	1
Manganese, Dissolved	<0.0013		0.015	0.0013	mg/L			04/23/26 18:14	1
Molybdenum, Dissolved	<0.0092		0.050	0.0092	mg/L			04/23/26 18:14	1
Potassium, Dissolved	<0.32		0.50	0.32	mg/L			04/23/26 18:14	1
Selenium, Dissolved	<0.011	^+	0.020	0.011	mg/L			04/23/26 18:14	1
Sodium, Dissolved	0.132	J	1.0	0.039	mg/L			04/23/26 18:14	1
Thallium, Dissolved	<0.015		0.020	0.015	mg/L			04/23/26 18:14	1

Lab Sample ID: LCS 705-128123/2-A
Matrix: Water
Analysis Batch: 130613

Client Sample ID: Lab Control Sample
Prep Type: Dissolved

Analyte	Spike Added	LCS Result	LCS Qualifier	Unit	D	%Rec	%Rec Limits
Aluminum, Dissolved	10.0	9.73		mg/L		97	80 - 120
Antimony, Dissolved	1.00	1.01		mg/L		101	80 - 120
Arsenic, Dissolved	1.00	0.971		mg/L		97	80 - 120
Barium, Dissolved	1.00	0.991		mg/L		99	80 - 120
Beryllium, Dissolved	1.00	0.951		mg/L		95	80 - 120
Cadmium, Dissolved	1.00	0.964		mg/L		96	80 - 120
Calcium, Dissolved	10.0	9.82		mg/L		98	80 - 120
Chromium, Dissolved	1.00	0.994		mg/L		99	80 - 120
Cobalt, Dissolved	1.00	0.977		mg/L		98	80 - 120
Iron, Dissolved	10.0	9.52		mg/L		95	80 - 120
Lead, Dissolved	1.00	0.968		mg/L		97	80 - 120
Lithium, Dissolved	1.00	0.951		mg/L		95	80 - 120
Magnesium, Dissolved	10.0	9.72		mg/L		97	80 - 120
Manganese, Dissolved	1.00	0.997		mg/L		100	80 - 120
Molybdenum, Dissolved	1.00	0.886		mg/L		89	80 - 120
Potassium, Dissolved	10.0	9.76		mg/L		98	80 - 120
Selenium, Dissolved	1.00	0.983	^+	mg/L		98	80 - 120
Sodium, Dissolved	10.0	9.64		mg/L		96	80 - 120
Thallium, Dissolved	1.00	0.989		mg/L		99	80 - 120

Method: 6010D - Metals (ICP) (Continued)

Lab Sample ID: 705-63267-21 MS
Matrix: Water
Analysis Batch: 130613

Client Sample ID: Reactor 47
Prep Type: Dissolved

Analyte	Sample Result	Sample Qualifier	Spike Added	MS Result	MS Qualifier	Unit	D	%Rec	%Rec Limits
Aluminum, Dissolved	7.1		10.0	16.5		mg/L		94	75 - 125
Antimony, Dissolved	0.0085	J	1.00	1.05		mg/L		104	75 - 125
Arsenic, Dissolved	<0.0099		1.00	0.935		mg/L		93	75 - 125
Barium, Dissolved	0.21		1.00	1.13		mg/L		93	75 - 125
Beryllium, Dissolved	0.0038	J	1.00	0.902		mg/L		90	75 - 125
Cadmium, Dissolved	<0.00080		1.00	0.935		mg/L		94	75 - 125
Calcium, Dissolved	43		10.0	50.7	4	mg/L		81	75 - 125
Chromium, Dissolved	<0.0038		1.00	0.941		mg/L		94	75 - 125
Cobalt, Dissolved	0.031		1.00	0.959		mg/L		93	75 - 125
Iron, Dissolved	<0.035		10.0	9.02		mg/L		90	75 - 125
Lead, Dissolved	<0.0061		1.00	0.927		mg/L		93	75 - 125
Lithium, Dissolved	0.0043	J	1.00	1.12		mg/L		112	75 - 125
Magnesium, Dissolved	25		10.0	33.3		mg/L		85	75 - 125
Manganese, Dissolved	0.037		1.00	0.987		mg/L		95	75 - 125
Molybdenum, Dissolved	0.025	J	1.00	0.949		mg/L		92	75 - 125
Potassium, Dissolved	8.1		10.0	17.9		mg/L		98	75 - 125
Selenium, Dissolved	0.018	J ^+ ^2	1.00	0.971	^+	mg/L		95	75 - 125
Sodium, Dissolved	43		10.0	50.7	4	mg/L		78	75 - 125
Thallium, Dissolved	<0.015	L	1.00	0.942		mg/L		94	75 - 125

Lab Sample ID: 705-63267-21 MSD
Matrix: Water
Analysis Batch: 130613

Client Sample ID: Reactor 47
Prep Type: Dissolved

Analyte	Sample Result	Sample Qualifier	Spike Added	MSD Result	MSD Qualifier	Unit	D	%Rec	%Rec Limits	RPD	RPD Limit
Aluminum, Dissolved	7.1		10.0	16.9		mg/L		97	75 - 125	2	20
Antimony, Dissolved	0.0085	J	1.00	1.01		mg/L		100	75 - 125	4	20
Arsenic, Dissolved	<0.0099		1.00	0.973		mg/L		97	75 - 125	4	20
Barium, Dissolved	0.21		1.00	1.16		mg/L		96	75 - 125	3	20
Beryllium, Dissolved	0.0038	J	1.00	0.932		mg/L		93	75 - 125	3	20
Cadmium, Dissolved	<0.00080		1.00	0.965		mg/L		96	75 - 125	3	20
Calcium, Dissolved	43		10.0	51.0	4	mg/L		84	75 - 125	1	20
Chromium, Dissolved	<0.0038		1.00	0.972		mg/L		97	75 - 125	3	20
Cobalt, Dissolved	0.031		1.00	0.989		mg/L		96	75 - 125	3	20
Iron, Dissolved	<0.035		10.0	9.32		mg/L		93	75 - 125	3	20
Lead, Dissolved	<0.0061		1.00	0.950		mg/L		95	75 - 125	2	20
Lithium, Dissolved	0.0043	J	1.00	1.12		mg/L		112	75 - 125	0	20
Magnesium, Dissolved	25		10.0	33.6		mg/L		88	75 - 125	1	20
Manganese, Dissolved	0.037		1.00	1.02		mg/L		98	75 - 125	3	20
Molybdenum, Dissolved	0.025	J	1.00	0.927		mg/L		90	75 - 125	2	20
Potassium, Dissolved	8.1		10.0	18.2		mg/L		101	75 - 125	2	20
Selenium, Dissolved	0.018	J ^+ ^2	1.00	0.993	^+	mg/L		97	75 - 125	2	20
Sodium, Dissolved	43		10.0	50.7	4	mg/L		77	75 - 125	0	20
Thallium, Dissolved	<0.015	L	1.00	0.976		mg/L		98	75 - 125	4	20

QC Association Summary

Client: Arcadis US Inc.
Project/Site: GP Plant McIntosh

Job ID: 705-63267-1

HPLC/IC

Analysis Batch: 128063

Lab Sample ID	Client Sample ID	Prep Type	Matrix	Method	Prep Batch
705-63267-1	Reactor 27	Total/NA	Water	300.0	
705-63267-2	Reactor 28	Total/NA	Water	300.0	
705-63267-3	Reactor 29	Total/NA	Water	300.0	
705-63267-4	Reactor 30	Total/NA	Water	300.0	
MB 705-128063/43	Method Blank	Total/NA	Water	300.0	
LCS 705-128063/44	Lab Control Sample	Total/NA	Water	300.0	
705-63267-2 MS	Reactor 28	Total/NA	Water	300.0	
705-63267-2 MSD	Reactor 28	Total/NA	Water	300.0	

Analysis Batch: 128473

Lab Sample ID	Client Sample ID	Prep Type	Matrix	Method	Prep Batch
705-63267-3	Reactor 29	Total/NA	Water	300.0	
705-63267-4	Reactor 30	Total/NA	Water	300.0	
MB 705-128473/3	Method Blank	Total/NA	Water	300.0	
LCS 705-128473/4	Lab Control Sample	Total/NA	Water	300.0	
705-63820-A-1 MS	Matrix Spike	Total/NA	Water	300.0	
705-63820-A-1 MSD	Matrix Spike Duplicate	Total/NA	Water	300.0	

Analysis Batch: 128605

Lab Sample ID	Client Sample ID	Prep Type	Matrix	Method	Prep Batch
705-63267-5	Reactor 31	Total/NA	Water	300.0	
705-63267-6	Reactor 32	Total/NA	Water	300.0	
705-63267-7	Reactor 33	Total/NA	Water	300.0	
705-63267-8	Reactor 34	Total/NA	Water	300.0	
705-63267-9	Reactor 35	Total/NA	Water	300.0	
705-63267-10	Reactor 36	Total/NA	Water	300.0	
705-63267-11	Reactor 37	Total/NA	Water	300.0	
705-63267-12	Reactor 38	Total/NA	Water	300.0	
705-63267-13	Reactor 39	Total/NA	Water	300.0	
705-63267-14	Reactor 40	Total/NA	Water	300.0	
705-63267-15	Reactor 41	Total/NA	Water	300.0	
705-63267-16	Reactor 42	Total/NA	Water	300.0	
705-63267-16	Reactor 42	Total/NA	Water	300.0	
705-63267-18	Reactor 44	Total/NA	Water	300.0	
705-63267-19	Reactor 45	Total/NA	Water	300.0	
MB 705-128605/3	Method Blank	Total/NA	Water	300.0	
LCS 705-128605/4	Lab Control Sample	Total/NA	Water	300.0	
705-63267-16 MS	Reactor 42	Total/NA	Water	300.0	
705-63267-16 MS	Reactor 42	Total/NA	Water	300.0	
705-63267-16 MSD	Reactor 42	Total/NA	Water	300.0	
705-63267-16 MSD	Reactor 42	Total/NA	Water	300.0	

Analysis Batch: 129063

Lab Sample ID	Client Sample ID	Prep Type	Matrix	Method	Prep Batch
705-63267-9	Reactor 35	Total/NA	Water	300.0	
705-63267-10	Reactor 36	Total/NA	Water	300.0	
705-63267-17	Reactor 43	Total/NA	Water	300.0	
705-63267-18	Reactor 44	Total/NA	Water	300.0	
705-63267-20	Reactor 46	Total/NA	Water	300.0	
705-63267-21	Reactor 47	Total/NA	Water	300.0	
705-63267-22	Reactor 48	Total/NA	Water	300.0	

HPLC/IC (Continued)

Analysis Batch: 129063 (Continued)

Lab Sample ID	Client Sample ID	Prep Type	Matrix	Method	Prep Batch
705-63267-23	Reactor 49	Total/NA	Water	300.0	
705-63267-24	Reactor 50	Total/NA	Water	300.0	
705-63267-25	Low TDS Baseline	Total/NA	Water	300.0	
705-63267-26	High TDS Baseline	Total/NA	Water	300.0	
MB 705-129063/1002	Method Blank	Total/NA	Water	300.0	
MB 705-129063/44	Method Blank	Total/NA	Water	300.0	
LCS 705-129063/1001	Lab Control Sample	Total/NA	Water	300.0	
LCS 705-129063/45	Lab Control Sample	Total/NA	Water	300.0	
705-64121-G-2 MS	Matrix Spike	Total/NA	Water	300.0	
705-64121-G-2 MSD	Matrix Spike Duplicate	Total/NA	Water	300.0	
705-64168-A-2 MS	Matrix Spike	Total/NA	Water	300.0	
705-64168-A-2 MSD	Matrix Spike Duplicate	Total/NA	Water	300.0	

Analysis Batch: 129300

Lab Sample ID	Client Sample ID	Prep Type	Matrix	Method	Prep Batch
705-63267-5	Reactor 31	Total/NA	Water	300.0	
705-63267-6	Reactor 32	Total/NA	Water	300.0	
705-63267-11	Reactor 37	Total/NA	Water	300.0	
705-63267-12	Reactor 38	Total/NA	Water	300.0	
705-63267-17	Reactor 43	Total/NA	Water	300.0	
705-63267-21	Reactor 47	Total/NA	Water	300.0	
705-63267-22	Reactor 48	Total/NA	Water	300.0	
705-63267-23	Reactor 49	Total/NA	Water	300.0	
705-63267-26	High TDS Baseline	Total/NA	Water	300.0	
MB 705-129300/125	Method Blank	Total/NA	Water	300.0	
LCS 705-129300/126	Lab Control Sample	Total/NA	Water	300.0	
705-64022-A-9 MS	Matrix Spike	Total/NA	Water	300.0	
705-64022-A-9 MSD	Matrix Spike Duplicate	Total/NA	Water	300.0	

Analysis Batch: 129835

Lab Sample ID	Client Sample ID	Prep Type	Matrix	Method	Prep Batch
705-63267-15	Reactor 41	Total/NA	Water	300.0	
705-63267-24	Reactor 50	Total/NA	Water	300.0	
MB 705-129835/3	Method Blank	Total/NA	Water	300.0	
LCS 705-129835/4	Lab Control Sample	Total/NA	Water	300.0	
705-64343-D-2 MS	Matrix Spike	Total/NA	Water	300.0	
705-64343-D-2 MSD	Matrix Spike Duplicate	Total/NA	Water	300.0	

Metals

Filtration Batch: 128123

Lab Sample ID	Client Sample ID	Prep Type	Matrix	Method	Prep Batch
MB 705-128123/1-A	Method Blank	Dissolved	Water	Filtration	
LCS 705-128123/2-A	Lab Control Sample	Dissolved	Water	Filtration	

Filtration Batch: 128464

Lab Sample ID	Client Sample ID	Prep Type	Matrix	Method	Prep Batch
MB 705-128464/1-A	Method Blank	Dissolved	Water	Filtration	
LCS 705-128464/2-A	Lab Control Sample	Dissolved	Water	Filtration	

QC Association Summary

Client: Arcadis US Inc.
Project/Site: GP Plant McIntosh

Job ID: 705-63267-1

Metals

Analysis Batch: 129146

Lab Sample ID	Client Sample ID	Prep Type	Matrix	Method	Prep Batch
705-63267-1	Reactor 27	Dissolved	Water	6010D	
705-63267-2	Reactor 28	Dissolved	Water	6010D	
705-63267-3	Reactor 29	Dissolved	Water	6010D	
705-63267-4	Reactor 30	Dissolved	Water	6010D	
705-63267-5	Reactor 31	Dissolved	Water	6010D	
705-63267-6	Reactor 32	Dissolved	Water	6010D	
705-63267-7	Reactor 33	Dissolved	Water	6010D	
705-63267-8	Reactor 34	Dissolved	Water	6010D	
705-63267-9	Reactor 35	Dissolved	Water	6010D	
705-63267-10	Reactor 36	Dissolved	Water	6010D	
705-63267-11	Reactor 37	Dissolved	Water	6010D	
705-63267-12	Reactor 38	Dissolved	Water	6010D	
705-63267-13	Reactor 39	Dissolved	Water	6010D	
705-63267-14	Reactor 40	Dissolved	Water	6010D	
705-63267-15	Reactor 41	Dissolved	Water	6010D	
705-63267-16	Reactor 42	Dissolved	Water	6010D	
705-63267-17	Reactor 43	Dissolved	Water	6010D	
705-63267-18	Reactor 44	Dissolved	Water	6010D	
705-63267-19	Reactor 45	Dissolved	Water	6010D	
705-63267-20	Reactor 46	Dissolved	Water	6010D	
MB 705-128464/1-A	Method Blank	Dissolved	Water	6010D	128464
LCS 705-128464/2-A	Lab Control Sample	Dissolved	Water	6010D	128464
705-63267-1 MS	Reactor 27	Dissolved	Water	6010D	
705-63267-1 MSD	Reactor 27	Dissolved	Water	6010D	

Analysis Batch: 130613

Lab Sample ID	Client Sample ID	Prep Type	Matrix	Method	Prep Batch
705-63267-21	Reactor 47	Dissolved	Water	6010D	
705-63267-22	Reactor 48	Dissolved	Water	6010D	
705-63267-23	Reactor 49	Dissolved	Water	6010D	
705-63267-24	Reactor 50	Dissolved	Water	6010D	
705-63267-25	Low TDS Baseline	Dissolved	Water	6010D	
705-63267-26	High TDS Baseline	Dissolved	Water	6010D	
MB 705-128123/1-A	Method Blank	Dissolved	Water	6010D	128123
LCS 705-128123/2-A	Lab Control Sample	Dissolved	Water	6010D	128123
705-63267-21 MS	Reactor 47	Dissolved	Water	6010D	
705-63267-21 MSD	Reactor 47	Dissolved	Water	6010D	

Analysis Batch: 130686

Lab Sample ID	Client Sample ID	Prep Type	Matrix	Method	Prep Batch
705-63267-23	Reactor 49	Dissolved	Water	6010D	
705-63267-24	Reactor 50	Dissolved	Water	6010D	

Analysis Batch: 130747

Lab Sample ID	Client Sample ID	Prep Type	Matrix	Method	Prep Batch
705-63267-5	Reactor 31	Dissolved	Water	6010D	
705-63267-5	Reactor 31	Dissolved	Water	6010D	
705-63267-6	Reactor 32	Dissolved	Water	6010D	
705-63267-11	Reactor 37	Dissolved	Water	6010D	
705-63267-11	Reactor 37	Dissolved	Water	6010D	
705-63267-12	Reactor 38	Dissolved	Water	6010D	

Metals (Continued)

Analysis Batch: 130747 (Continued)

Lab Sample ID	Client Sample ID	Prep Type	Matrix	Method	Prep Batch
705-63267-17	Reactor 43	Dissolved	Water	6010D	
705-63267-17	Reactor 43	Dissolved	Water	6010D	
705-63267-18	Reactor 44	Dissolved	Water	6010D	
705-63267-21	Reactor 47	Dissolved	Water	6010D	
705-63267-22	Reactor 48	Dissolved	Water	6010D	
705-63267-23	Reactor 49	Dissolved	Water	6010D	
705-63267-24	Reactor 50	Dissolved	Water	6010D	

Accreditation/Certification Summary

Client: Arcadis US Inc.
Project/Site: GP Plant McIntosh

Job ID: 705-63267-1

Laboratory: Eurofins Atlanta

The accreditations/certifications listed below are applicable to this report.

Authority	Program	Identification Number	Expiration Date
Florida	NELAP	E87582	06-30-26
Georgia	State	E87582	06-30-26

eurofins | Environment Testing

ANALYTICAL REPORT

PREPARED FOR

Attn: Adam Dettmer
Arcadis US Inc.
1100 Superior Ave
Suite 1250
Cleveland, Ohio 44114

Generated 4/27/2026 5:33:42 PM

JOB DESCRIPTION

GP Plant McIntosh

JOB NUMBER

705-63569-1

Eurofins Atlanta
3080 Presidential Dr
Atlanta GA 30340

See page two for job notes and contact information.

my EOL

Eurofins Atlanta

Job Notes

The test results in this report relate only to the samples as received by the laboratory and will meet all requirements of the methodology, with any exceptions noted. This report shall not be reproduced except in full, without the express written approval of the laboratory. All questions should be directed to the Eurofins Environment Testing Southeast, LLC Project Manager.

Authorization

Generated
4/27/2026 5:33:42 PM

Authorized for release by
David Fuller, Project Manager
David.Fuller@et.eurofinsus.com
(770)344-8986

Table of Contents

Cover Page 1
Table of Contents 3
Sample Summary 4
Chain of Custody 5
Receipt Checklists 6
Definitions/Glossary 7
Case Narrative 8
Detection Summary 9
Client Sample Results 11
Method Summary 14
Lab Chronicle 15
QC Sample Results 16
QC Association Summary 20
Certification Summary 22

Sample Summary

Client: Arcadis US Inc.
Project/Site: GP Plant McIntosh

Job ID: 705-63569-1

Lab Sample ID	Client Sample ID	Matrix	Collected	Received	Sample Origin
705-63569-1	Reactor 51	Water	04/10/26 11:30	04/11/26 09:40	Georgia (St)
705-63569-2	Reactor 52	Water	04/10/26 11:32	04/11/26 09:40	Georgia (St)
705-63569-3	Reactor 53	Water	04/10/26 11:34	04/11/26 09:40	Georgia (St)
705-63569-4	Reactor 54	Water	04/10/26 11:36	04/11/26 09:40	Georgia (St)

ARCADIS

CHAIN OF CUSTODY & LABORATORY ANALYSIS REQUEST FORM

LAB REFERENCE NUMBER: TALS# 70505860

Page _1_ of _1_

PROJECT NUMBER	PROJECT NAME	SAMPLE ORIGIN
30250944 task 2B	GP McIntosh	McIntosh, GA

SEND RESULTS TO: Andy Baumeister | EMAIL ADDRESS: andrew.baumeister@arcadis.com | TELEPHONE: +1 919 328-5597

SAMPLERS: Tessa Davis

REQUESTED ANALYSES

SAMPLE ID	DATE	TIME	MATRIX	GRAB	QUANTITY	1	2	3	4	5	6	7	8	9	10	11	12	13	14	15	REMARKS
Reactor 51	4/10/26	11:30	Aq	Comp	2	X	X														Field filtered
Reactor 52	4/10/26	11:32	Aq	Comp	2	X	X														Field filtered
Reactor 53	4/10/26	11:34	Aq	Comp	2	X	X														Field filtered
Reactor 54	4/10/26	11:36	Aq	Comp	2	X	X														Field filtered

	Requested Analyses	Container	Pres.
1	Metals by 6010D	250mL HDPE	HNO3
2	Anions by 300.0	250mL HDPE	None
3			
4			
5			
6			
7			
8			
9			
10			
11			
12			
13			
14			
15			

Special Instructions/Comments:

Metals list (6010): Appendix IV, Ca, Mg, na, K, Al, Fe, Mn

Anions list (300.0): Chloride, Sulfate, Fluoride

Samples regulated by USDA for domestic quarantine

☐ Special QA/QC Instructions

☐ USDA Regulated

☐ Packed with Ice

Laboratory Information for Login - USE TALS PROJECT 70505860 (MUST BE AN EET-ATL (705) JOB FOR INVOICING)

Lab Name: Eurofins Atlanta

Lab Project Manager: David Fuller

David.Fuller@ET.EurofinsUS.com / 770-344-8986

Turnaround Requirements:

☐ Custody seal intact

☐ Samples intact

Shipping Tracking #:

Cooler Temp:

Relinquished by:	DATE	TIME	Received by:	DATE	TIME
Tessa Davis	04/10/26	17:00	TG	04/11/26	9:40
Relinquished by:	DATE	TIME	Received by:	DATE	TIME

705-63569 COC

1.6 #2665

Login Sample Receipt Checklist

Client: Arcadis US Inc.

Job Number: 705-63569-1

Login Number: 63569
List Number: 1
Creator: Gay, Dalton

List Source: Eurofins Atlanta

Question	Answer	Comment
The cooler's custody seal, if present, is intact.	True	
The cooler does not appear to have been compromised or tampered with.	True	
Samples were received on ice.	True	
Cooler Temperature is acceptable.	True	
Cooler Temperature is recorded.	True	
COC present.	True	
COC is filled out in ink and legible.	True	
COC is filled out with all pertinent information.	True	
Sample custody seals, if present, are intact.	True	
Sample collection date/times are provided.	True	
The samples do not appear to have been compromised or tampered with.	True	
Containers are not broken or leaking.	True	
There are no discrepancies between the containers received and the COC.	True	
Sample containers have legible labels.	True	
Appropriate sample containers were rec'd and sufficient volume for all analyses.	True	
Samples are received within Holding Time (excluding tests with immediate HTs).	True	
Containers requiring zero headspace have no headspace or bubble is <6mm (1/4").	True	
Is there sufficient air space in bottle for bacteriological analysis.	True	

Definitions/Glossary

Client: Arcadis US Inc.
Project/Site: GP Plant McIntosh

Job ID: 705-63569-1

Qualifiers

HPLC/IC

Qualifier	Qualifier Description
F1	MS and/or MSD recovery exceeds control limits.

Metals

Qualifier	Qualifier Description
^+	Continuing Calibration Verification (CCV) is outside acceptance limits, high biased.
4	MS, MSD: The analyte present in the original sample is greater than 4 times the matrix spike concentration; therefore, control limits are not applicable.
B	Compound was found in the blank and sample.
J	Result is less than the RL but greater than or equal to the MDL and the concentration is an approximate value.

Glossary

Abbreviation	These commonly used abbreviations may or may not be present in this report.
☼	Listed under the "D" column to designate that the result is reported on a dry weight basis
%R	Percent Recovery
CFL	Contains Free Liquid
CFU	Colony Forming Unit
CNF	Contains No Free Liquid
DER	Duplicate Error Ratio (normalized absolute difference)
Dil Fac	Dilution Factor
DL	Detection Limit (DoD/DOE)
DL, RA, RE, IN	Indicates a Dilution, Re-analysis, Re-extraction, or additional Initial metals/anion analysis of the sample
DLC	Decision Level Concentration (Radiochemistry)
EDL	Estimated Detection Limit (Dioxin)
LOD	Limit of Detection (DoD/DOE)
LOQ	Limit of Quantitation (DoD/DOE)
MCL	EPA recommended "Maximum Contaminant Level"
MDA	Minimum Detectable Activity (Radiochemistry)
MDC	Minimum Detectable Concentration (Radiochemistry)
MDL	Method Detection Limit
ML	Minimum Level (Dioxin)
MPN	Most Probable Number
MQL	Method Quantitation Limit
NC	Not Calculated
ND	Not Detected at the reporting limit (or MDL or EDL if shown)
NEG	Negative / Absent
POS	Positive / Present
PQL	Practical Quantitation Limit
PRES	Presumptive
QC	Quality Control
RER	Relative Error Ratio (Radiochemistry)
RL	Reporting Limit or Requested Limit (Radiochemistry)
RPD	Relative Percent Difference, a measure of the relative difference between two points
TEF	Toxicity Equivalent Factor (Dioxin)
TEQ	Toxicity Equivalent Quotient (Dioxin)
TNTC	Too Numerous To Count

Job Narrative
705-63569-1

The analytical test results presented in this report meet all requirements of the associated regulatory program listed on the Accreditation/Certification Summary Page, unless otherwise noted. Data qualifiers and/or narrative comments are included to explain any exceptions, if applicable. Regulated compliance samples (e.g. SDWA, NPDES) must comply with associated agency requirements/permits.

- Matrix-specific batch QC (e.g., MS, MSD, SD) may not be reported when insufficient sample volume is available or when site-specific QC samples are not submitted. In such cases, a Laboratory Control Sample Duplicate (LCSD) may be analyzed to provide precision data for the batch.
- For samples analyzed using surrogate and/or isotope dilution analytes, any recoveries falling outside of established acceptance criteria are re-prepared and/or re-analyzed to confirm results, unless the deviation is due to sample dilution or otherwise explained in the case narrative.

Receipt
The samples were received on 4/11/2026 9:40 AM. Unless otherwise noted below, the samples arrived in good condition, and, where required, properly preserved and on ice. The temperature of the cooler at receipt time was 1.6°C.

HPLC/IC
No additional analytical or quality issues were noted, other than those described above or in the Definitions/ Glossary page.

Metals
Method 6010D - Dissolved: The method blank for preparation batch 705-128123 and analytical batch 705-130613 contained Sodium, Dissolved above the method detection limit. This target analyte concentration was less than the reporting limit (RL) in the method blank; therefore, re-extraction and/or re-analysis of samples was not performed.

No additional analytical or quality issues were noted, other than those described above or in the Definitions/ Glossary page.

Detection Summary

Client: Arcadis US Inc.
Project/Site: GP Plant McIntosh

Job ID: 705-63569-1

Client Sample ID: Reactor 51 — Lab Sample ID: 705-63569-1

Analyte	Result	Qualifier	RL	MDL	Unit	Dil Fac	D	Method	Prep Type
Chloride	7500		200	200	mg/L	200		300.0	Total/NA
Fluoride	0.21		0.20	0.081	mg/L	1		300.0	Total/NA
Sulfate	32		1.0	0.77	mg/L	1		300.0	Total/NA
Aluminum, Dissolved	100		0.20	0.063	mg/L	1		6010D	Dissolved
Barium, Dissolved	1.4		0.020	0.0035	mg/L	1		6010D	Dissolved
Beryllium, Dissolved	0.0069	J	0.010	0.0014	mg/L	1		6010D	Dissolved
Cadmium, Dissolved	0.0021	J	0.0050	0.00080	mg/L	1		6010D	Dissolved
Calcium, Dissolved	51		0.10	0.038	mg/L	1		6010D	Dissolved
Cobalt, Dissolved	0.051		0.020	0.0015	mg/L	1		6010D	Dissolved
Iron, Dissolved	1.7		0.10	0.035	mg/L	1		6010D	Dissolved
Lead, Dissolved	0.025		0.010	0.0061	mg/L	1		6010D	Dissolved
Lithium, Dissolved	0.015	J	0.020	0.0037	mg/L	1		6010D	Dissolved
Magnesium, Dissolved	2400		10	3.6	mg/L	100		6010D	Dissolved
Manganese, Dissolved	0.43		0.015	0.0013	mg/L	1		6010D	Dissolved
Molybdenum, Dissolved	0.017	J	0.050	0.0092	mg/L	1		6010D	Dissolved
Potassium, Dissolved	10		0.50	0.32	mg/L	1		6010D	Dissolved
Sodium, Dissolved	6.9	B	1.0	0.039	mg/L	1		6010D	Dissolved

Client Sample ID: Reactor 52 — Lab Sample ID: 705-63569-2

Analyte	Result	Qualifier	RL	MDL	Unit	Dil Fac	D	Method	Prep Type
Chloride	7100		200	200	mg/L	200		300.0	Total/NA
Sulfate	9.6		1.0	0.77	mg/L	1		300.0	Total/NA
Barium, Dissolved	0.034		0.020	0.0035	mg/L	1		6010D	Dissolved
Cadmium, Dissolved	0.0016	J	0.0050	0.00080	mg/L	1		6010D	Dissolved
Calcium, Dissolved	81		0.10	0.038	mg/L	1		6010D	Dissolved
Magnesium, Dissolved	2300		10	3.6	mg/L	100		6010D	Dissolved
Manganese, Dissolved	0.0087	J	0.015	0.0013	mg/L	1		6010D	Dissolved
Molybdenum, Dissolved	0.010	J	0.050	0.0092	mg/L	1		6010D	Dissolved
Potassium, Dissolved	2.5		0.50	0.32	mg/L	1		6010D	Dissolved
Sodium, Dissolved	1.9	B	1.0	0.039	mg/L	1		6010D	Dissolved

Client Sample ID: Reactor 53 — Lab Sample ID: 705-63569-3

Analyte	Result	Qualifier	RL	MDL	Unit	Dil Fac	D	Method	Prep Type
Chloride	7000		200	200	mg/L	200		300.0	Total/NA
Sulfate	7.4		1.0	0.77	mg/L	1		300.0	Total/NA
Aluminum, Dissolved	98		0.20	0.063	mg/L	1		6010D	Dissolved
Barium, Dissolved	2.2		0.020	0.0035	mg/L	1		6010D	Dissolved
Beryllium, Dissolved	0.0048	J	0.010	0.0014	mg/L	1		6010D	Dissolved
Calcium, Dissolved	5.1		0.10	0.038	mg/L	1		6010D	Dissolved
Cobalt, Dissolved	0.031		0.020	0.0015	mg/L	1		6010D	Dissolved
Lead, Dissolved	0.021		0.010	0.0061	mg/L	1		6010D	Dissolved
Lithium, Dissolved	0.0074	J	0.020	0.0037	mg/L	1		6010D	Dissolved
Magnesium, Dissolved	2300		10	3.6	mg/L	100		6010D	Dissolved
Manganese, Dissolved	0.058		0.015	0.0013	mg/L	1		6010D	Dissolved
Molybdenum, Dissolved	0.015	J	0.050	0.0092	mg/L	1		6010D	Dissolved
Potassium, Dissolved	4.9		0.50	0.32	mg/L	1		6010D	Dissolved
Sodium, Dissolved	7.0	B	1.0	0.039	mg/L	1		6010D	Dissolved

This Detection Summary does not include radiochemical test results.

Detection Summary

Client: Arcadis US Inc.
Project/Site: GP Plant McIntosh

Job ID: 705-63569-1

Client Sample ID: Reactor 54

Lab Sample ID: 705-63569-4

Analyte	Result	Qualifier	RL	MDL	Unit	Dil Fac	D	Method	Prep Type
Chloride	7300		200	200	mg/L	200		300.0	Total/NA
Sulfate	17		1.0	0.77	mg/L	1		300.0	Total/NA
Aluminum, Dissolved	30		0.20	0.063	mg/L	1		6010D	Dissolved
Barium, Dissolved	1.3		0.020	0.0035	mg/L	1		6010D	Dissolved
Beryllium, Dissolved	0.0048	J	0.010	0.0014	mg/L	1		6010D	Dissolved
Calcium, Dissolved	14		0.10	0.038	mg/L	1		6010D	Dissolved
Cobalt, Dissolved	0.030		0.020	0.0015	mg/L	1		6010D	Dissolved
Iron, Dissolved	0.080	J	0.10	0.035	mg/L	1		6010D	Dissolved
Lead, Dissolved	0.012		0.010	0.0061	mg/L	1		6010D	Dissolved
Lithium, Dissolved	0.0062	J	0.020	0.0037	mg/L	1		6010D	Dissolved
Magnesium, Dissolved	2700		10	3.6	mg/L	100		6010D	Dissolved
Manganese, Dissolved	0.12		0.015	0.0013	mg/L	1		6010D	Dissolved
Molybdenum, Dissolved	0.013	J	0.050	0.0092	mg/L	1		6010D	Dissolved
Potassium, Dissolved	4.5		0.50	0.32	mg/L	1		6010D	Dissolved
Sodium, Dissolved	4.1	B	1.0	0.039	mg/L	1		6010D	Dissolved

This Detection Summary does not include radiochemical test results.

Client Sample Results

Client: Arcadis US Inc.
Project/Site: GP Plant McIntosh

Job ID: 705-63569-1

Client Sample ID: Reactor 51

Lab Sample ID: 705-63569-1
Date Collected: 04/10/26 11:30
Matrix: Water
Date Received: 04/11/26 09:40

Method: EPA 300.0 - Anions, Ion Chromatography

Analyte	Result	Qualifier	RL	MDL	Unit	D	Prepared	Analyzed	Dil Fac
Chloride	**7500**		200	200	mg/L			04/19/26 00:21	200
Fluoride	**0.21**		0.20	0.081	mg/L			04/18/26 03:43	1
Sulfate	**32**		1.0	0.77	mg/L			04/18/26 03:43	1

Method: SW846 6010D - Metals (ICP) - Dissolved

Analyte	Result	Qualifier	RL	MDL	Unit	D	Prepared	Analyzed	Dil Fac
Aluminum, Dissolved	**100**		0.20	0.063	mg/L			04/23/26 18:50	1
Antimony, Dissolved	<0.0075		0.020	0.0075	mg/L			04/23/26 18:50	1
Arsenic, Dissolved	<0.0099		0.050	0.0099	mg/L			04/23/26 18:50	1
Barium, Dissolved	**1.4**		0.020	0.0035	mg/L			04/23/26 18:50	1
Beryllium, Dissolved	**0.0069**	**J**	0.010	0.0014	mg/L			04/23/26 18:50	1
Cadmium, Dissolved	**0.0021**	**J**	0.0050	0.00080	mg/L			04/23/26 18:50	1
Calcium, Dissolved	**51**		0.10	0.038	mg/L			04/23/26 18:50	1
Chromium, Dissolved	<0.0038		0.010	0.0038	mg/L			04/23/26 18:50	1
Cobalt, Dissolved	**0.051**		0.020	0.0015	mg/L			04/23/26 18:50	1
Iron, Dissolved	**1.7**		0.10	0.035	mg/L			04/23/26 18:50	1
Lead, Dissolved	**0.025**		0.010	0.0061	mg/L			04/23/26 18:50	1
Lithium, Dissolved	**0.015**	**J**	0.020	0.0037	mg/L			04/23/26 18:50	1
Magnesium, Dissolved	**2400**		10	3.6	mg/L			04/24/26 08:57	100
Manganese, Dissolved	**0.43**		0.015	0.0013	mg/L			04/23/26 18:50	1
Molybdenum, Dissolved	**0.017**	**J**	0.050	0.0092	mg/L			04/23/26 18:50	1
Potassium, Dissolved	**10**		0.50	0.32	mg/L			04/23/26 18:50	1
Selenium, Dissolved	<0.011	^+	0.020	0.011	mg/L			04/23/26 18:50	1
Sodium, Dissolved	**6.9**	**B**	1.0	0.039	mg/L			04/23/26 18:50	1
Thallium, Dissolved	<0.015		0.020	0.015	mg/L			04/24/26 12:24	1

Client Sample ID: Reactor 52

Lab Sample ID: 705-63569-2
Date Collected: 04/10/26 11:32
Matrix: Water
Date Received: 04/11/26 09:40

Method: EPA 300.0 - Anions, Ion Chromatography

Analyte	Result	Qualifier	RL	MDL	Unit	D	Prepared	Analyzed	Dil Fac
Chloride	**7100**		200	200	mg/L			04/19/26 00:32	200
Fluoride	<0.081		0.20	0.081	mg/L			04/18/26 03:54	1
Sulfate	**9.6**		1.0	0.77	mg/L			04/18/26 03:54	1

Method: SW846 6010D - Metals (ICP) - Dissolved

Analyte	Result	Qualifier	RL	MDL	Unit	D	Prepared	Analyzed	Dil Fac
Aluminum, Dissolved	<0.063		0.20	0.063	mg/L			04/23/26 18:53	1
Antimony, Dissolved	<0.0075		0.020	0.0075	mg/L			04/23/26 18:53	1
Arsenic, Dissolved	<0.0099		0.050	0.0099	mg/L			04/23/26 18:53	1
Barium, Dissolved	**0.034**		0.020	0.0035	mg/L			04/23/26 18:53	1
Beryllium, Dissolved	<0.0014		0.010	0.0014	mg/L			04/23/26 18:53	1
Cadmium, Dissolved	**0.0016**	**J**	0.0050	0.00080	mg/L			04/23/26 18:53	1
Calcium, Dissolved	**81**		0.10	0.038	mg/L			04/23/26 18:53	1
Chromium, Dissolved	<0.0038		0.010	0.0038	mg/L			04/23/26 18:53	1
Cobalt, Dissolved	<0.0015		0.020	0.0015	mg/L			04/23/26 18:53	1
Iron, Dissolved	<0.035		0.10	0.035	mg/L			04/23/26 18:53	1
Lead, Dissolved	<0.0061		0.010	0.0061	mg/L			04/23/26 18:53	1
Lithium, Dissolved	<0.0037		0.020	0.0037	mg/L			04/23/26 18:53	1

Client Sample Results

Client: Arcadis US Inc.
Project/Site: GP Plant McIntosh

Job ID: 705-63569-1

Client Sample ID: Reactor 52

Lab Sample ID: 705-63569-2
Date Collected: 04/10/26 11:32
Matrix: Water
Date Received: 04/11/26 09:40

Method: SW846 6010D - Metals (ICP) - Dissolved (Continued)

Analyte	Result	Qualifier	RL	MDL	Unit	D	Prepared	Analyzed	Dil Fac
Magnesium, Dissolved	2300		10	3.6	mg/L			04/24/26 09:00	100
Manganese, Dissolved	0.0087	J	0.015	0.0013	mg/L			04/23/26 18:53	1
Molybdenum, Dissolved	0.010	J	0.050	0.0092	mg/L			04/23/26 18:53	1
Potassium, Dissolved	2.5		0.50	0.32	mg/L			04/23/26 18:53	1
Selenium, Dissolved	<0.011	^+	0.020	0.011	mg/L			04/23/26 18:53	1
Sodium, Dissolved	1.9	B	1.0	0.039	mg/L			04/23/26 18:53	1
Thallium, Dissolved	<0.015		0.020	0.015	mg/L			04/23/26 18:53	1

Client Sample ID: Reactor 53

Lab Sample ID: 705-63569-3
Date Collected: 04/10/26 11:34
Matrix: Water
Date Received: 04/11/26 09:40

Method: EPA 300.0 - Anions, Ion Chromatography

Analyte	Result	Qualifier	RL	MDL	Unit	D	Prepared	Analyzed	Dil Fac
Chloride	7000		200	200	mg/L			04/19/26 00:44	200
Fluoride	<0.081		0.20	0.081	mg/L			04/18/26 04:06	1
Sulfate	7.4		1.0	0.77	mg/L			04/18/26 04:06	1

Method: SW846 6010D - Metals (ICP) - Dissolved

Analyte	Result	Qualifier	RL	MDL	Unit	D	Prepared	Analyzed	Dil Fac
Aluminum, Dissolved	98		0.20	0.063	mg/L			04/23/26 18:56	1
Antimony, Dissolved	<0.0075		0.020	0.0075	mg/L			04/23/26 18:56	1
Arsenic, Dissolved	<0.0099		0.050	0.0099	mg/L			04/23/26 18:56	1
Barium, Dissolved	2.2		0.020	0.0035	mg/L			04/23/26 18:56	1
Beryllium, Dissolved	0.0048	J	0.010	0.0014	mg/L			04/23/26 18:56	1
Cadmium, Dissolved	<0.00080		0.0050	0.00080	mg/L			04/23/26 18:56	1
Calcium, Dissolved	5.1		0.10	0.038	mg/L			04/23/26 18:56	1
Chromium, Dissolved	<0.0038		0.010	0.0038	mg/L			04/23/26 18:56	1
Cobalt, Dissolved	0.031		0.020	0.0015	mg/L			04/23/26 18:56	1
Iron, Dissolved	<0.035		0.10	0.035	mg/L			04/23/26 18:56	1
Lead, Dissolved	0.021		0.010	0.0061	mg/L			04/23/26 18:56	1
Lithium, Dissolved	0.0074	J	0.020	0.0037	mg/L			04/23/26 18:56	1
Magnesium, Dissolved	2300		10	3.6	mg/L			04/24/26 09:03	100
Manganese, Dissolved	0.058		0.015	0.0013	mg/L			04/23/26 18:56	1
Molybdenum, Dissolved	0.015	J	0.050	0.0092	mg/L			04/23/26 18:56	1
Potassium, Dissolved	4.9		0.50	0.32	mg/L			04/23/26 18:56	1
Selenium, Dissolved	<0.011	^+	0.020	0.011	mg/L			04/23/26 18:56	1
Sodium, Dissolved	7.0	B	1.0	0.039	mg/L			04/23/26 18:56	1
Thallium, Dissolved	<0.015		0.020	0.015	mg/L			04/24/26 14:57	1

Client Sample ID: Reactor 54

Lab Sample ID: 705-63569-4
Date Collected: 04/10/26 11:36
Matrix: Water
Date Received: 04/11/26 09:40

Method: EPA 300.0 - Anions, Ion Chromatography

Analyte	Result	Qualifier	RL	MDL	Unit	D	Prepared	Analyzed	Dil Fac
Chloride	7300		200	200	mg/L			04/19/26 01:30	200
Fluoride	<0.081		0.20	0.081	mg/L			04/18/26 04:17	1
Sulfate	17		1.0	0.77	mg/L			04/18/26 04:17	1

Client Sample Results

Client: Arcadis US Inc.
Project/Site: GP Plant McIntosh

Job ID: 705-63569-1

Client Sample ID: Reactor 54

Lab Sample ID: 705-63569-4

Date Collected: 04/10/26 11:36
Date Received: 04/11/26 09:40

Matrix: Water

Method: SW846 6010D - Metals (ICP) - Dissolved

Analyte	Result	Qualifier	RL	MDL	Unit	D	Prepared	Analyzed	Dil Fac
Aluminum, Dissolved	**30**		0.20	0.063	mg/L			04/23/26 18:59	1
Antimony, Dissolved	<0.0075		0.020	0.0075	mg/L			04/23/26 18:59	1
Arsenic, Dissolved	<0.0099		0.050	0.0099	mg/L			04/23/26 18:59	1
Barium, Dissolved	**1.3**		0.020	0.0035	mg/L			04/23/26 18:59	1
Beryllium, Dissolved	**0.0048**	**J**	0.010	0.0014	mg/L			04/23/26 18:59	1
Cadmium, Dissolved	<0.00080		0.0050	0.00080	mg/L			04/23/26 18:59	1
Calcium, Dissolved	**14**		0.10	0.038	mg/L			04/23/26 18:59	1
Chromium, Dissolved	<0.0038		0.010	0.0038	mg/L			04/23/26 18:59	1
Cobalt, Dissolved	**0.030**		0.020	0.0015	mg/L			04/23/26 18:59	1
Iron, Dissolved	**0.080**	**J**	0.10	0.035	mg/L			04/23/26 18:59	1
Lead, Dissolved	**0.012**		0.010	0.0061	mg/L			04/23/26 18:59	1
Lithium, Dissolved	**0.0062**	**J**	0.020	0.0037	mg/L			04/23/26 18:59	1
Magnesium, Dissolved	**2700**		10	3.6	mg/L			04/24/26 09:06	100
Manganese, Dissolved	**0.12**		0.015	0.0013	mg/L			04/23/26 18:59	1
Molybdenum, Dissolved	**0.013**	**J**	0.050	0.0092	mg/L			04/23/26 18:59	1
Potassium, Dissolved	**4.5**		0.50	0.32	mg/L			04/23/26 18:59	1
Selenium, Dissolved	<0.011	^+	0.020	0.011	mg/L			04/23/26 18:59	1
Sodium, Dissolved	**4.1**	**B**	1.0	0.039	mg/L			04/23/26 18:59	1
Thallium, Dissolved	<0.015		0.020	0.015	mg/L			04/24/26 12:27	1

Method Summary

Client: Arcadis US Inc.
Project/Site: GP Plant McIntosh

Job ID: 705-63569-1

Method	Method Description	Protocol	Laboratory
300.0	Anions, Ion Chromatography	EPA	EET ATL 2
6010D	Metals (ICP)	SW846	EET ATL

Protocol References:

EPA = US Environmental Protection Agency

SW846 = "Test Methods For Evaluating Solid Waste, Physical/Chemical Methods", Third Edition, November 1986 And Its Updates.

Laboratory References:

EET ATL = Eurofins Atlanta, 3080 Presidential Dr, Atlanta, GA 30340, TEL (770)457-8177

EET ATL 2 = Eurofins Atlanta Building A, 3080 Presidential Pkwy, Atlanta, GA 30340, TEL (770)457-8177

Lab Chronicle

Client: Arcadis US Inc.
Project/Site: GP Plant McIntosh

Job ID: 705-63569-1

Client Sample ID: Reactor 51

Lab Sample ID: 705-63569-1
Date Collected: 04/10/26 11:30
Matrix: Water
Date Received: 04/11/26 09:40

Prep Type	Batch Type	Batch Method	Run	Dil Factor	Initial Amount	Final Amount	Batch Number	Prepared or Analyzed	Analyst	Lab
Total/NA	Analysis	300.0		1			129063	04/18/26 03:43	MS	EET ATL
Total/NA	Analysis	300.0		200			129300	04/19/26 00:21	MS	EET ATL 2
Dissolved	Analysis	6010D		1			130613	04/23/26 18:50	DS	EET ATL
Dissolved	Analysis	6010D		100			130686	04/24/26 08:57	DS	EET ATL
Dissolved	Analysis	6010D		1			130747	04/24/26 12:24	DS	EET ATL

Client Sample ID: Reactor 52

Lab Sample ID: 705-63569-2
Date Collected: 04/10/26 11:32
Matrix: Water
Date Received: 04/11/26 09:40

Prep Type	Batch Type	Batch Method	Run	Dil Factor	Initial Amount	Final Amount	Batch Number	Prepared or Analyzed	Analyst	Lab
Total/NA	Analysis	300.0		1			129063	04/18/26 03:54	MS	EET ATL
Total/NA	Analysis	300.0		200			129300	04/19/26 00:32	MS	EET ATL 2
Dissolved	Analysis	6010D		1			130613	04/23/26 18:53	DS	EET ATL
Dissolved	Analysis	6010D		100			130686	04/24/26 09:00	DS	EET ATL

Client Sample ID: Reactor 53

Lab Sample ID: 705-63569-3
Date Collected: 04/10/26 11:34
Matrix: Water
Date Received: 04/11/26 09:40

Prep Type	Batch Type	Batch Method	Run	Dil Factor	Initial Amount	Final Amount	Batch Number	Prepared or Analyzed	Analyst	Lab
Total/NA	Analysis	300.0		1			129063	04/18/26 04:06	MS	EET ATL
Total/NA	Analysis	300.0		200			129300	04/19/26 00:44	MS	EET ATL 2
Dissolved	Analysis	6010D		1			130613	04/23/26 18:56	DS	EET ATL
Dissolved	Analysis	6010D		100			130686	04/24/26 09:03	DS	EET ATL
Dissolved	Analysis	6010D		1			131077	04/24/26 14:57	DS	EET ATL

Client Sample ID: Reactor 54

Lab Sample ID: 705-63569-4
Date Collected: 04/10/26 11:36
Matrix: Water
Date Received: 04/11/26 09:40

Prep Type	Batch Type	Batch Method	Run	Dil Factor	Initial Amount	Final Amount	Batch Number	Prepared or Analyzed	Analyst	Lab
Total/NA	Analysis	300.0		1			129063	04/18/26 04:17	MS	EET ATL
Total/NA	Analysis	300.0		200			129300	04/19/26 01:30	MS	EET ATL 2
Dissolved	Analysis	6010D		1			130613	04/23/26 18:59	DS	EET ATL
Dissolved	Analysis	6010D		100			130686	04/24/26 09:06	DS	EET ATL
Dissolved	Analysis	6010D		1			130747	04/24/26 12:27	DS	EET ATL

Laboratory References:

EET ATL = Eurofins Atlanta, 3080 Presidential Dr, Atlanta, GA 30340, TEL (770)457-8177

EET ATL 2 = Eurofins Atlanta Building A, 3080 Presidential Pkwy, Atlanta, GA 30340, TEL (770)457-8177

QC Sample Results

Client: Arcadis US Inc.
Project/Site: GP Plant McIntosh

Job ID: 705-63569-1

Method: 300.0 - Anions, Ion Chromatography

Lab Sample ID: MB 705-129063/75 — **Client Sample ID: Method Blank**
Matrix: Water — **Prep Type: Total/NA**
Analysis Batch: 129063

Analyte	MB Result	MB Qualifier	RL	MDL	Unit	D	Prepared	Analyzed	Dil Fac
Chloride	<0.98		1.0	0.98	mg/L			04/18/26 02:35	1
Fluoride	<0.081		0.20	0.081	mg/L			04/18/26 02:35	1
Sulfate	<0.77		1.0	0.77	mg/L			04/18/26 02:35	1

Lab Sample ID: LCS 705-129063/76 — **Client Sample ID: Lab Control Sample**
Matrix: Water — **Prep Type: Total/NA**
Analysis Batch: 129063

Analyte	Spike Added	LCS Result	LCS Qualifier	Unit	D	%Rec	%Rec Limits
Chloride	10.0	9.32		mg/L		93	90 - 110
Fluoride	5.00	4.74		mg/L		95	90 - 110
Sulfate	25.0	23.9		mg/L		96	90 - 110

Lab Sample ID: 705-63723-A-3 MS — **Client Sample ID: Matrix Spike**
Matrix: Water — **Prep Type: Total/NA**
Analysis Batch: 129063

Analyte	Sample Result	Sample Qualifier	Spike Added	MS Result	MS Qualifier	Unit	D	%Rec	%Rec Limits
Chloride	2.2	F1	10.0	10.5	F1	mg/L		83	90 - 110
Fluoride	<0.081	F1	5.00	4.31	F1	mg/L		86	90 - 110
Sulfate	0.78	J F1	25.0	23.2		mg/L		90	90 - 110

Lab Sample ID: 705-63723-A-3 MSD — **Client Sample ID: Matrix Spike Duplicate**
Matrix: Water — **Prep Type: Total/NA**
Analysis Batch: 129063

Analyte	Sample Result	Sample Qualifier	Spike Added	MSD Result	MSD Qualifier	Unit	D	%Rec	%Rec Limits	RPD	RPD Limit
Chloride	2.2	F1	10.0	10.5	F1	mg/L		83	90 - 110	0	20
Fluoride	<0.081	F1	5.00	4.36	F1	mg/L		87	90 - 110	1	20
Sulfate	0.78	J F1	25.0	22.7	F1	mg/L		88	90 - 110	2	20

Lab Sample ID: MB 705-129300/125 — **Client Sample ID: Method Blank**
Matrix: Water — **Prep Type: Total/NA**
Analysis Batch: 129300

Analyte	MB Result	MB Qualifier	RL	MDL	Unit	D	Prepared	Analyzed	Dil Fac
Chloride	<0.98		1.0	0.98	mg/L			04/18/26 20:30	1

Lab Sample ID: LCS 705-129300/126 — **Client Sample ID: Lab Control Sample**
Matrix: Water — **Prep Type: Total/NA**
Analysis Batch: 129300

Analyte	Spike Added	LCS Result	LCS Qualifier	Unit	D	%Rec	%Rec Limits
Chloride	10.0	10.4		mg/L		104	90 - 110
Fluoride	5.00	5.41		mg/L		108	90 - 110
Sulfate	25.0	25.8		mg/L		103	90 - 110

Method: 300.0 - Anions, Ion Chromatography (Continued)

Lab Sample ID: 705-64022-A-9 MS
Matrix: Water
Analysis Batch: 129300

Client Sample ID: Matrix Spike
Prep Type: Total/NA

Analyte	Sample Result	Sample Qualifier	Spike Added	MS Result	MS Qualifier	Unit	D	%Rec	%Rec Limits
Chloride	12	F1	10.0	20.7	F1	mg/L		86	90 - 110
Fluoride	0.41		5.00	5.35		mg/L		99	90 - 110
Sulfate	5.6	B	25.0	29.9		mg/L		97	90 - 110

Lab Sample ID: 705-64022-A-9 MSD
Matrix: Water
Analysis Batch: 129300

Client Sample ID: Matrix Spike Duplicate
Prep Type: Total/NA

Analyte	Sample Result	Sample Qualifier	Spike Added	MSD Result	MSD Qualifier	Unit	D	%Rec	%Rec Limits	RPD	RPD Limit
Chloride	12	F1	10.0	20.9	F1	mg/L		88	90 - 110	1	20
Fluoride	0.41		5.00	5.45		mg/L		101	90 - 110	2	20
Sulfate	5.6	B	25.0	30.3		mg/L		99	90 - 110	2	20

Method: 6010D - Metals (ICP)

Lab Sample ID: MB 705-128123/1-A
Matrix: Water
Analysis Batch: 130613

Client Sample ID: Method Blank
Prep Type: Dissolved

Analyte	MB Result	MB Qualifier	RL	MDL	Unit	D	Prepared	Analyzed	Dil Fac
Aluminum, Dissolved	<0.063		0.20	0.063	mg/L			04/23/26 18:14	1
Antimony, Dissolved	<0.0075		0.020	0.0075	mg/L			04/23/26 18:14	1
Arsenic, Dissolved	<0.0099		0.050	0.0099	mg/L			04/23/26 18:14	1
Barium, Dissolved	<0.0035		0.020	0.0035	mg/L			04/23/26 18:14	1
Beryllium, Dissolved	<0.0014		0.010	0.0014	mg/L			04/23/26 18:14	1
Cadmium, Dissolved	<0.00080		0.0050	0.00080	mg/L			04/23/26 18:14	1
Calcium, Dissolved	<0.038		0.10	0.038	mg/L			04/23/26 18:14	1
Chromium, Dissolved	<0.0038		0.010	0.0038	mg/L			04/23/26 18:14	1
Cobalt, Dissolved	<0.0015		0.020	0.0015	mg/L			04/23/26 18:14	1
Iron, Dissolved	<0.035		0.10	0.035	mg/L			04/23/26 18:14	1
Lead, Dissolved	<0.0061		0.010	0.0061	mg/L			04/23/26 18:14	1
Lithium, Dissolved	<0.0037		0.020	0.0037	mg/L			04/23/26 18:14	1
Magnesium, Dissolved	<0.036		0.10	0.036	mg/L			04/23/26 18:14	1
Manganese, Dissolved	<0.0013		0.015	0.0013	mg/L			04/23/26 18:14	1
Molybdenum, Dissolved	<0.0092		0.050	0.0092	mg/L			04/23/26 18:14	1
Potassium, Dissolved	<0.32		0.50	0.32	mg/L			04/23/26 18:14	1
Selenium, Dissolved	<0.011	^+	0.020	0.011	mg/L			04/23/26 18:14	1
Sodium, Dissolved	0.132	J	1.0	0.039	mg/L			04/23/26 18:14	1
Thallium, Dissolved	<0.015		0.020	0.015	mg/L			04/23/26 18:14	1

Lab Sample ID: LCS 705-128123/2-A
Matrix: Water
Analysis Batch: 130613

Client Sample ID: Lab Control Sample
Prep Type: Dissolved

Analyte	Spike Added	LCS Result	LCS Qualifier	Unit	D	%Rec	%Rec Limits
Aluminum, Dissolved	10.0	9.73		mg/L		97	80 - 120
Antimony, Dissolved	1.00	1.01		mg/L		101	80 - 120
Arsenic, Dissolved	1.00	0.971		mg/L		97	80 - 120
Barium, Dissolved	1.00	0.991		mg/L		99	80 - 120

Method: 6010D - Metals (ICP) (Continued)

Lab Sample ID: LCS 705-128123/2-A — **Client Sample ID: Lab Control Sample**
Matrix: Water — **Prep Type: Dissolved**
Analysis Batch: 130613

Analyte	Spike Added	LCS Result	LCS Qualifier	Unit	D	%Rec	%Rec Limits
Beryllium, Dissolved	1.00	0.951		mg/L		95	80 - 120
Cadmium, Dissolved	1.00	0.964		mg/L		96	80 - 120
Calcium, Dissolved	10.0	9.82		mg/L		98	80 - 120
Chromium, Dissolved	1.00	0.994		mg/L		99	80 - 120
Cobalt, Dissolved	1.00	0.977		mg/L		98	80 - 120
Iron, Dissolved	10.0	9.52		mg/L		95	80 - 120
Lead, Dissolved	1.00	0.968		mg/L		97	80 - 120
Lithium, Dissolved	1.00	0.951		mg/L		95	80 - 120
Magnesium, Dissolved	10.0	9.72		mg/L		97	80 - 120
Manganese, Dissolved	1.00	0.997		mg/L		100	80 - 120
Molybdenum, Dissolved	1.00	0.886		mg/L		89	80 - 120
Potassium, Dissolved	10.0	9.76		mg/L		98	80 - 120
Selenium, Dissolved	1.00	0.983	^+	mg/L		98	80 - 120
Sodium, Dissolved	10.0	9.64		mg/L		96	80 - 120
Thallium, Dissolved	1.00	0.989		mg/L		99	80 - 120

Lab Sample ID: 705-63267-B-21 MS — **Client Sample ID: Matrix Spike**
Matrix: Water — **Prep Type: Dissolved**
Analysis Batch: 130613

Analyte	Sample Result	Sample Qualifier	Spike Added	MS Result	MS Qualifier	Unit	D	%Rec	%Rec Limits
Aluminum, Dissolved	7.1		10.0	16.5		mg/L		94	75 - 125
Antimony, Dissolved	0.0085	J	1.00	1.05		mg/L		104	75 - 125
Arsenic, Dissolved	<0.0099		1.00	0.935		mg/L		93	75 - 125
Barium, Dissolved	0.21		1.00	1.13		mg/L		93	75 - 125
Beryllium, Dissolved	0.0038	J	1.00	0.902		mg/L		90	75 - 125
Cadmium, Dissolved	<0.00080		1.00	0.935		mg/L		94	75 - 125
Calcium, Dissolved	43		10.0	50.7	4	mg/L		81	75 - 125
Chromium, Dissolved	<0.0038		1.00	0.941		mg/L		94	75 - 125
Cobalt, Dissolved	0.031		1.00	0.959		mg/L		93	75 - 125
Iron, Dissolved	<0.035		10.0	9.02		mg/L		90	75 - 125
Lead, Dissolved	<0.0061		1.00	0.927		mg/L		93	75 - 125
Lithium, Dissolved	0.0043	J	1.00	1.12		mg/L		112	75 - 125
Magnesium, Dissolved	25		10.0	33.3		mg/L		85	75 - 125
Manganese, Dissolved	0.037		1.00	0.987		mg/L		95	75 - 125
Molybdenum, Dissolved	0.025	J	1.00	0.949		mg/L		92	75 - 125
Potassium, Dissolved	8.1		10.0	17.9		mg/L		98	75 - 125
Selenium, Dissolved	0.018	J ^+ ^2	1.00	0.971	^+	mg/L		95	75 - 125
Sodium, Dissolved	43		10.0	50.7	4	mg/L		78	75 - 125
Thallium, Dissolved	<0.015	L	1.00	0.942		mg/L		94	75 - 125

Lab Sample ID: 705-63267-B-21 MSD — **Client Sample ID: Matrix Spike Duplicate**
Matrix: Water — **Prep Type: Dissolved**
Analysis Batch: 130613

Analyte	Sample Result	Sample Qualifier	Spike Added	MSD Result	MSD Qualifier	Unit	D	%Rec	%Rec Limits	RPD	RPD Limit
Aluminum, Dissolved	7.1		10.0	16.9		mg/L		97	75 - 125	2	20
Antimony, Dissolved	0.0085	J	1.00	1.01		mg/L		100	75 - 125	4	20
Arsenic, Dissolved	<0.0099		1.00	0.973		mg/L		97	75 - 125	4	20

Method: 6010D - Metals (ICP) (Continued)

Lab Sample ID: 705-63267-B-21 MSD
Matrix: Water
Analysis Batch: 130613

Client Sample ID: Matrix Spike Duplicate
Prep Type: Dissolved

Analyte	Sample Result	Sample Qualifier	Spike Added	MSD Result	MSD Qualifier	Unit	D	%Rec	%Rec Limits	RPD	RPD Limit
Barium, Dissolved	0.21		1.00	1.16		mg/L		96	75 - 125	3	20
Beryllium, Dissolved	0.0038	J	1.00	0.932		mg/L		93	75 - 125	3	20
Cadmium, Dissolved	<0.00080		1.00	0.965		mg/L		96	75 - 125	3	20
Calcium, Dissolved	43		10.0	51.0	4	mg/L		84	75 - 125	1	20
Chromium, Dissolved	<0.0038		1.00	0.972		mg/L		97	75 - 125	3	20
Cobalt, Dissolved	0.031		1.00	0.989		mg/L		96	75 - 125	3	20
Iron, Dissolved	<0.035		10.0	9.32		mg/L		93	75 - 125	3	20
Lead, Dissolved	<0.0061		1.00	0.950		mg/L		95	75 - 125	2	20
Lithium, Dissolved	0.0043	J	1.00	1.12		mg/L		112	75 - 125	0	20
Magnesium, Dissolved	25		10.0	33.6		mg/L		88	75 - 125	1	20
Manganese, Dissolved	0.037		1.00	1.02		mg/L		98	75 - 125	3	20
Molybdenum, Dissolved	0.025	J	1.00	0.927		mg/L		90	75 - 125	2	20
Potassium, Dissolved	8.1		10.0	18.2		mg/L		101	75 - 125	2	20
Selenium, Dissolved	0.018	J ^+ ^2	1.00	0.993	^+	mg/L		97	75 - 125	2	20
Sodium, Dissolved	43		10.0	50.7	4	mg/L		77	75 - 125	0	20
Thallium, Dissolved	<0.015	L	1.00	0.976		mg/L		98	75 - 125	4	20

QC Association Summary

Client: Arcadis US Inc.
Project/Site: GP Plant McIntosh

Job ID: 705-63569-1

HPLC/IC

Analysis Batch: 129063

Lab Sample ID	Client Sample ID	Prep Type	Matrix	Method	Prep Batch
705-63569-1	Reactor 51	Total/NA	Water	300.0	
705-63569-2	Reactor 52	Total/NA	Water	300.0	
705-63569-3	Reactor 53	Total/NA	Water	300.0	
705-63569-4	Reactor 54	Total/NA	Water	300.0	
MB 705-129063/75	Method Blank	Total/NA	Water	300.0	
LCS 705-129063/76	Lab Control Sample	Total/NA	Water	300.0	
705-63723-A-3 MS	Matrix Spike	Total/NA	Water	300.0	
705-63723-A-3 MSD	Matrix Spike Duplicate	Total/NA	Water	300.0	

Analysis Batch: 129300

Lab Sample ID	Client Sample ID	Prep Type	Matrix	Method	Prep Batch
705-63569-1	Reactor 51	Total/NA	Water	300.0	
705-63569-2	Reactor 52	Total/NA	Water	300.0	
705-63569-3	Reactor 53	Total/NA	Water	300.0	
705-63569-4	Reactor 54	Total/NA	Water	300.0	
MB 705-129300/125	Method Blank	Total/NA	Water	300.0	
LCS 705-129300/126	Lab Control Sample	Total/NA	Water	300.0	
705-64022-A-9 MS	Matrix Spike	Total/NA	Water	300.0	
705-64022-A-9 MSD	Matrix Spike Duplicate	Total/NA	Water	300.0	

Metals

Filtration Batch: 128123

Lab Sample ID	Client Sample ID	Prep Type	Matrix	Method	Prep Batch
MB 705-128123/1-A	Method Blank	Dissolved	Water	Filtration	
LCS 705-128123/2-A	Lab Control Sample	Dissolved	Water	Filtration	

Analysis Batch: 130613

Lab Sample ID	Client Sample ID	Prep Type	Matrix	Method	Prep Batch
705-63569-1	Reactor 51	Dissolved	Water	6010D	
705-63569-2	Reactor 52	Dissolved	Water	6010D	
705-63569-3	Reactor 53	Dissolved	Water	6010D	
705-63569-4	Reactor 54	Dissolved	Water	6010D	
MB 705-128123/1-A	Method Blank	Dissolved	Water	6010D	128123
LCS 705-128123/2-A	Lab Control Sample	Dissolved	Water	6010D	128123
705-63267-B-21 MS	Matrix Spike	Dissolved	Water	6010D	
705-63267-B-21 MSD	Matrix Spike Duplicate	Dissolved	Water	6010D	

Analysis Batch: 130686

Lab Sample ID	Client Sample ID	Prep Type	Matrix	Method	Prep Batch
705-63569-1	Reactor 51	Dissolved	Water	6010D	
705-63569-2	Reactor 52	Dissolved	Water	6010D	
705-63569-3	Reactor 53	Dissolved	Water	6010D	
705-63569-4	Reactor 54	Dissolved	Water	6010D	

Analysis Batch: 130747

Lab Sample ID	Client Sample ID	Prep Type	Matrix	Method	Prep Batch
705-63569-1	Reactor 51	Dissolved	Water	6010D	
705-63569-4	Reactor 54	Dissolved	Water	6010D	

QC Association Summary

Client: Arcadis US Inc.
Project/Site: GP Plant McIntosh

Job ID: 705-63569-1

Metals

Analysis Batch: 131077

Lab Sample ID	Client Sample ID	Prep Type	Matrix	Method	Prep Batch
705-63569-3	Reactor 53	Dissolved	Water	6010D	

Accreditation/Certification Summary

Client: Arcadis US Inc.
Project/Site: GP Plant McIntosh

Job ID: 705-63569-1

Laboratory: Eurofins Atlanta

The accreditations/certifications listed below are applicable to this report.

Authority	Program	Identification Number	Expiration Date
Florida	NELAP	E87582	06-30-26
Georgia	State	E87582	06-30-26

Arcadis U.S., Inc.
2839 Paces Ferry Road, Suite 1000
Atlanta, GA 30339
United States
Phone: 770 431 8666

www.arcadis.com

APPENDIX E

Annual Potable Well Survey

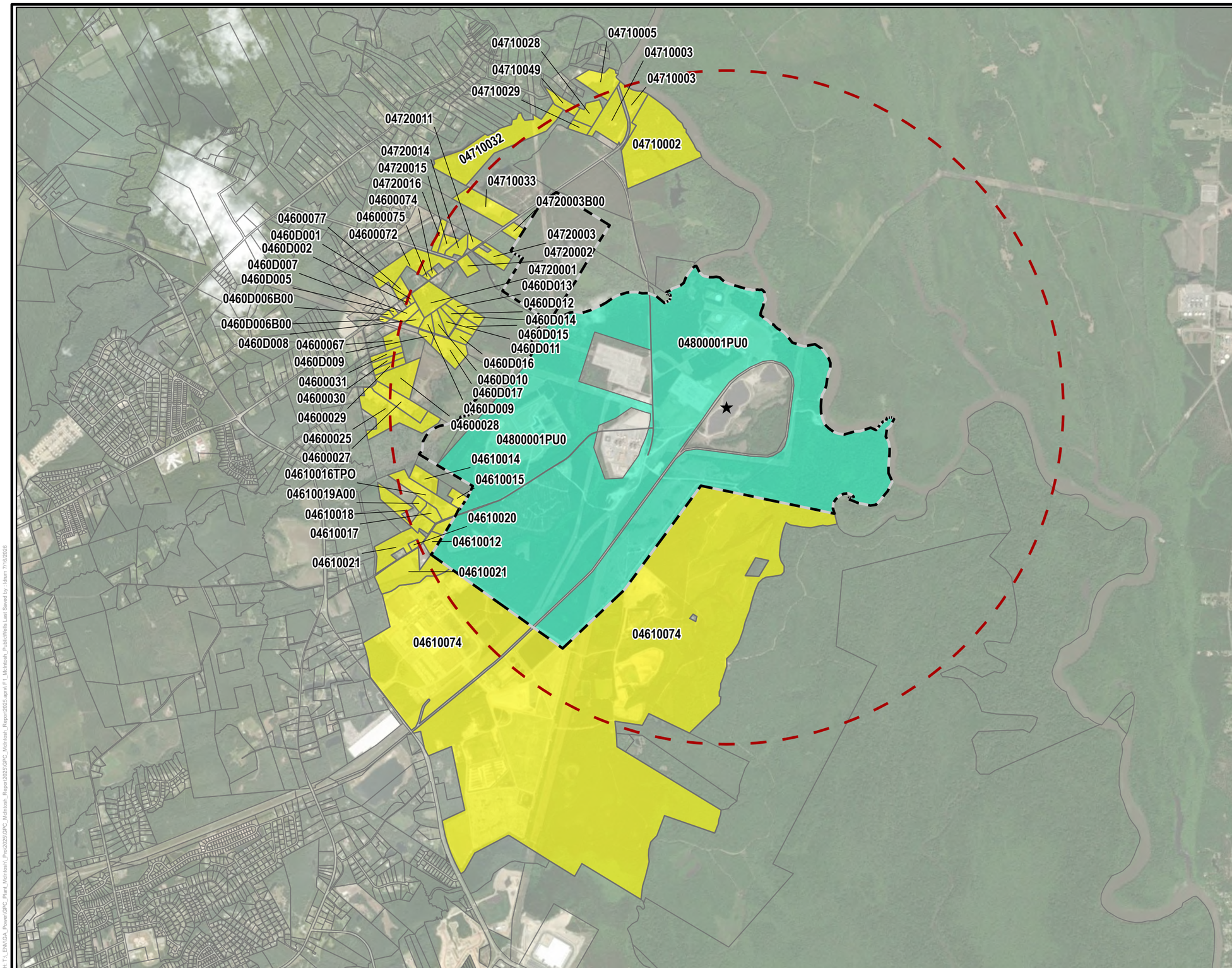

LEGEND

- ★ SITE LOCATION
- 2-MILE BUFFER OF SITE LOCATION
- PARCEL WITH POTABLE WELL
- PARCEL WITH SUPPLY WELL
- EFFINGHAM COUNTY PARCEL BOUNDARY
- APPROXIMATE PROPERTY BOUNDARY

NOTE:
AERIAL IMAGE SOURCES: DRONE IMAGERY DATED 01/22/2024; ESRI GOOGLE EARTH WEB SERVICE, ACCESSED 7/16/2026.

3,000 1,500 0 3,000
GRAPHIC SCALE IN FEET

COORDINATE SYSTEM: NAD 1983 STATEPLANE GEORGIA EAST FIPS 1001 FEET

Georgia Power
PLANT MCINTOSH

WELL LOCATION MAP

ARCADIS

FIGURE
1

PATH: T:_ENV\GA_Power\GPC_Plant_McIntosh_Proj\2025\GPC_McIntosh_Report\2025\GPC_McIntosh_Report2025.aprx\F1_McIntosh_PublicWells Last Saved by: ldunn 7/16/2026

981 Old Augusta Road, Rincon GA
981 Old Augusta Road Cen
Rincon, GA 31326

Inquiry Number: 8386411.1s
June 24, 2026

The EDR GeoCheck® Report

6 Armstrong Road, 4th floor
Shelton, CT 06484
Toll Free: 800.352.0050
www.edrnet.com

TABLE OF CONTENTS

SECTION **PAGE**

GEOCHECK ADDENDUM

Physical Setting Source Addendum **A-1**

Physical Setting Source Summary **A-2**

Physical Setting Source Map **A-7**

Physical Setting Source Map Findings **A-8**

Physical Setting Source Records Searched **PSGR-1**

Disclaimer - Copyright and Trademark Notice

This Report contains certain information obtained from a variety of public and other sources reasonably available to Environmental Data Resources, LLC. It cannot be concluded from this Report that coverage information for the target and surrounding properties does not exist from other sources. This Report is provided on an "AS IS", "AS AVAILABLE" basis. **NO WARRANTY EXPRESS OR IMPLIED IS MADE WHATSOEVER IN CONNECTION WITH THIS REPORT. ENVIRONMENTAL DATA RESOURCES, LLC AND ITS SUBSIDIARIES, AFFILIATES AND THIRD PARTY SUPPLIERS DISCLAIM ALL WARRANTIES, OF ANY KIND OR NATURE, EXPRESS OR IMPLIED, ARISING OUT OF OR RELATED TO THIS REPORT OR ANY OF THE DATA AND INFORMATION PROVIDED IN THIS REPORT, INCLUDING WITHOUT LIMITATION, ANY WARRANTIES REGARDING ACCURACY, QUALITY, CORRECTNESS, COMPLETENESS, COMPREHENSIVENESS, SUITABILITY, MERCHANTABILITY, FITNESS FOR A PARTICULAR PURPOSE, TITLE, NON-INFRINGEMENT, MISAPPROPRIATION, OR OTHERWISE. ALL RISK IS ASSUMED BY THE USER. IN NO EVENT SHALL ENVIRONMENTAL DATA RESOURCES, LLC OR ITS SUBSIDIARIES, AFFILIATES OR THIRD PARTY SUPPLIERS BE LIABLE TO ANYONE FOR ANY DIRECT, INCIDENTAL, INDIRECT, SPECIAL, CONSEQUENTIAL OR OTHER DAMAGES OF ANY TYPE OR KIND (INCLUDING BUT NOT LIMITED TO LOSS OF PROFITS, LOSS OF USE, OR LOSS OF DATA) INFORMATION PROVIDED IN THIS REPORT.** Any analyses, estimates, ratings, environmental risk levels, or risk codes provided in this Report are provided for illustrative purposes only, and are not intended to provide, nor should they be interpreted as providing any facts regarding, or prediction or forecast of, any environmental risk for any property. Only an assessment performed by a qualified environmental professional can provide findings, opinions or conclusions regarding the environmental risk or conditions in, on or at any property.

Copyright 2026 by Environmental Data Resources, LLC. All rights reserved. Reproduction in any media or format, in whole or in part, of any report or map of Environmental Data Resources, LLC, or its affiliates, is prohibited without prior written permission.

EDR and its logos (including Sanborn and Sanborn Map) are trademarks of Environmental Data Resources, LLC or its affiliates. All other trademarks used herein are the property of their respective owners.

GEOCHECK® - PHYSICAL SETTING SOURCE REPORT

TARGET PROPERTY ADDRESS

981 OLD AUGUSTA ROAD, RINCON GA
981 OLD AUGUSTA ROAD CEN
RINCON, GA 31326

TARGET PROPERTY COORDINATES

Latitude (North):	32.350831 - 32˚ 21’ 2.99’’
Longitude (West):	81.171639 - 81˚ 10’ 17.90’’
Universal Tranverse Mercator:	Zone 17
UTM X (Meters):	483849.5
UTM Y (Meters):	3579147.8
Elevation:	55 ft. above sea level

USGS TOPOGRAPHIC MAP

Target Property Map:	32081-C2 RINCON, GA SC
Version Date:	1979

EDR’s GeoCheck Physical Setting Source Addendum is provided to assist the environmental professional in forming an opinion about the impact of potential contaminant migration.

Assessment of the impact of contaminant migration generally has two principle investigative components:

1. Groundwater flow direction, and
2. Groundwater flow velocity.

Groundwater flow direction may be impacted by surface topography, hydrology, hydrogeology, characteristics of the soil, and nearby wells. Groundwater flow velocity is generally impacted by the nature of the geologic strata.

GEOCHECK® - PHYSICAL SETTING SOURCE SUMMARY

GROUNDWATER FLOW DIRECTION INFORMATION

Groundwater flow direction for a particular site is best determined by a qualified environmental professional using site-specific well data. If such data is not reasonably ascertainable, it may be necessary to rely on other sources of information, such as surface topographic information, hydrologic information, hydrogeologic data collected on nearby properties, and regional groundwater flow information (from deep aquifers).

TOPOGRAPHIC INFORMATION

Surface topography may be indicative of the direction of surficial groundwater flow. This information can be used to assist the environmental professional in forming an opinion about the impact of nearby contaminated properties or, should contamination exist on the target property, what downgradient sites might be impacted.

TARGET PROPERTY TOPOGRAPHY

General Topographic Gradient: General ENE

SURROUNDING TOPOGRAPHY: ELEVATION PROFILES

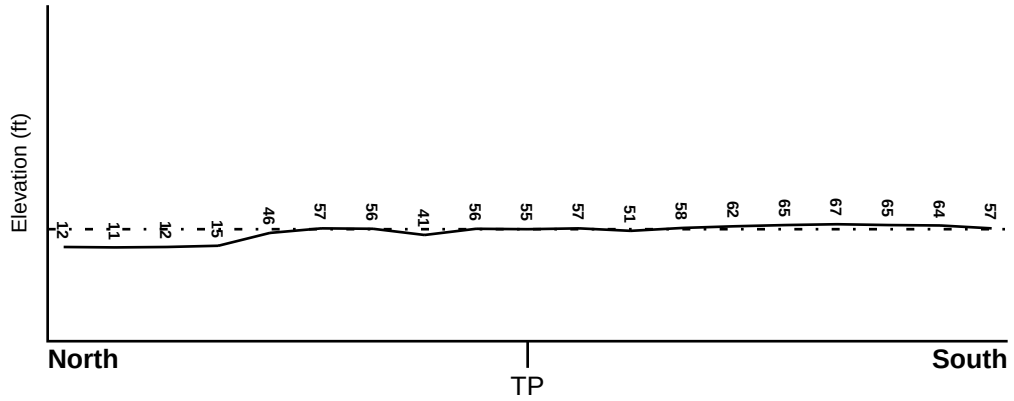

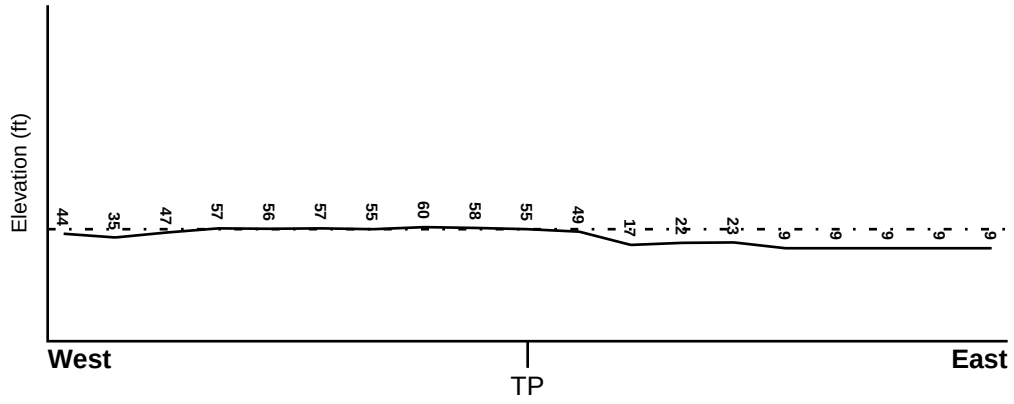

Target Property Elevation: 55 ft.

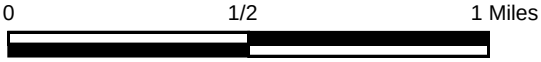

Source: Topography has been determined from the USGS 7.5' Digital Elevation Model and should be evaluated on a relative (not an absolute) basis. Relative elevation information between sites of close proximity should be field verified.

GEOCHECK® - PHYSICAL SETTING SOURCE SUMMARY

HYDROLOGIC INFORMATION

Surface water can act as a hydrologic barrier to groundwater flow. Such hydrologic information can be used to assist the environmental professional in forming an opinion about the impact of nearby contaminated properties or, should contamination exist on the target property, what downgradient sites might be impacted.

Refer to the Physical Setting Source Map following this summary for hydrologic information (major waterways and bodies of water).

FEMA FLOOD ZONE

Flood Plain Panel at Target Property	FEMA Source Type
13103C0300D	FEMA FIRM Flood data

Additional Panels in search area:	FEMA Source Type
13103C0280E	FEMA FIRM Flood data

NATIONAL WETLAND INVENTORY

NWI Quad at Target Property	NWI Electronic Data Coverage
RINCON	YES - refer to the Overview Map and Detail Map

HYDROGEOLOGIC INFORMATION

Hydrogeologic information obtained by installation of wells on a specific site can often be an indicator of groundwater flow direction in the immediate area. Such hydrogeologic information can be used to assist the environmental professional in forming an opinion about the impact of nearby contaminated properties or, should contamination exist on the target property, what downgradient sites might be impacted.

AQUIFLOW®

Search Radius: 1.000 Mile.

EDR has developed the AQUIFLOW Information System to provide data on the general direction of groundwater flow at specific points. EDR has reviewed reports submitted by environmental professionals to regulatory authorities at select sites and has extracted the date of the report, groundwater flow direction as determined hydrogeologically, and the depth to water table.

MAP ID	LOCATION FROM TP	GENERAL DIRECTION GROUNDWATER FLOW
Not Reported		

GEOCHECK® - PHYSICAL SETTING SOURCE SUMMARY

GROUNDWATER FLOW VELOCITY INFORMATION

Groundwater flow velocity information for a particular site is best determined by a qualified environmental professional using site specific geologic and soil strata data. If such data are not reasonably ascertainable, it may be necessary to rely on other sources of information, including geologic age identification, rock stratigraphic unit and soil characteristics data collected on nearby properties and regional soil information. In general, contaminant plumes move more quickly through sandy-gravelly types of soils than silty-clayey types of soils.

GEOLOGIC INFORMATION IN GENERAL AREA OF TARGET PROPERTY

Geologic information can be used by the environmental professional in forming an opinion about the relative speed at which contaminant migration may be occurring.

ROCK STRATIGRAPHIC UNIT

Era:	Cenozoic
System:	Quaternary
Series:	Pleistocene
Code:	Qp *(decoded above as Era, System & Series)*

GEOLOGIC AGE IDENTIFICATION

Category: Stratifed Sequence

Geologic Age and Rock Stratigraphic Unit Source: P.G. Schruben, R.E. Arndt and W.J. Bawiec, Geology of the Conterminous U.S. at 1:2,500,000 Scale - a digital representation of the 1974 P.B. King and H.M. Beikman Map, USGS Digital Data Series DDS - 11 (1994).

DOMINANT SOIL COMPOSITION IN GENERAL AREA OF TARGET PROPERTY

The U.S. Department of Agriculture's (USDA) Soil Conservation Service (SCS) leads the National Cooperative Soil Survey (NCSS) and is responsible for collecting, storing, maintaining and distributing soil survey information for privately owned lands in the United States. A soil map in a soil survey is a representation of soil patterns in a landscape. Soil maps for STATSGO are compiled by generalizing more detailed (SSURGO) soil survey maps. The following information is based on Soil Conservation Service STATSGO data.

Soil Component Name:	MANDARIN
Soil Surface Texture:	fine sand
Hydrologic Group:	Class C - Slow infiltration rates. Soils with layers impeding downward movement of water, or soils with moderately fine or fine textures.
Soil Drainage Class:	Somewhat poorly. Soils commonly have a layer with low hydraulic conductivity, wet state high in profile, etc. Depth to water table is 1 to 3 feet.

Hydric Status: Soil does not meet the requirements for a hydric soil.

Corrosion Potential - Uncoated Steel:	MODERATE
Depth to Bedrock Min:	> 60 inches
Depth to Bedrock Max:	> 60 inches

GEOCHECK® - PHYSICAL SETTING SOURCE SUMMARY

Soil Layer Information							
	Boundary			Classification			
Layer	Upper	Lower	Soil Texture Class	AASHTO Group	Unified Soil	Permeability Rate (in/hr)	Soil Reaction (pH)
1	0 inches	26 inches	fine sand	Granular materials (35 pct. or less passing No. 200), Fine Sand.	COARSE-GRAINED SOILS, Sands, Clean Sands, Poorly graded sand.	Max: 20.00 Min: 6.00	Max: 6.00 Min: 3.60
2	26 inches	40 inches	fine sand	Granular materials (35 pct. or less passing No. 200), Fine Sand.	COARSE-GRAINED SOILS, Sands, Clean Sands, Poorly graded sand. COARSE-GRAINED SOILS, Sands, Sands with fines, Silty Sand.	Max: 2.00 Min: 0.60	Max: 6.00 Min: 3.60
3	40 inches	73 inches	fine sand	Granular materials (35 pct. or less passing No. 200), Fine Sand.	COARSE-GRAINED SOILS, Sands, Clean Sands, Poorly graded sand.	Max: 20.00 Min: 6.00	Max: 7.30 Min: 3.60
4	73 inches	80 inches	fine sand	Granular materials (35 pct. or less passing No. 200), Fine Sand.	COARSE-GRAINED SOILS, Sands, Clean Sands, Poorly graded sand.	Max: 2.00 Min: 0.60	Max: 7.30 Min: 3.60

OTHER SOIL TYPES IN AREA

Based on Soil Conservation Service STATSGO data, the following additional subordinant soil types may appear within the general area of target property.

Soil Surface Textures: sand
loamy sand
muck
clay loam

Surficial Soil Types: sand
loamy sand
muck
clay loam

Shallow Soil Types: sand
fine sandy loam

Deeper Soil Types: sand
sandy clay loam
sandy clay

GEOCHECK® - PHYSICAL SETTING SOURCE SUMMARY

LOCAL / REGIONAL WATER AGENCY RECORDS

EDR Local/Regional Water Agency records provide water well information to assist the environmental professional in assessing sources that may impact ground water flow direction, and in forming an opinion about the impact of contaminant migration on nearby drinking water wells.

WELL SEARCH DISTANCE INFORMATION

DATABASE	SEARCH DISTANCE (miles)
Federal USGS	2.000
Federal FRDS PWS	2.000
State Database	2.000

FEDERAL USGS WELL INFORMATION

MAP ID	WELL ID	LOCATION FROM TP
A2	USGS40000260046	1/4 - 1/2 Mile NE
A3	USGS40000260045	1/2 - 1 Mile NE
7	USGS40000260019	1 - 2 Miles WSW

FEDERAL FRDS PUBLIC WATER SUPPLY SYSTEM INFORMATION

MAP ID	WELL ID	LOCATION FROM TP
1	GA1030047	1/4 - 1/2 Mile WSW
4	GA1030047	1 - 2 Miles NNW
5	GA1030076	1 - 2 Miles SW
6	GA1030067	1 - 2 Miles NNW

Note: PWS System location is not always the same as well location.

STATE DATABASE WELL INFORMATION

MAP ID	WELL ID	LOCATION FROM TP
No Wells Found		

PHYSICAL SETTING SOURCE MAP - 8386411.1s

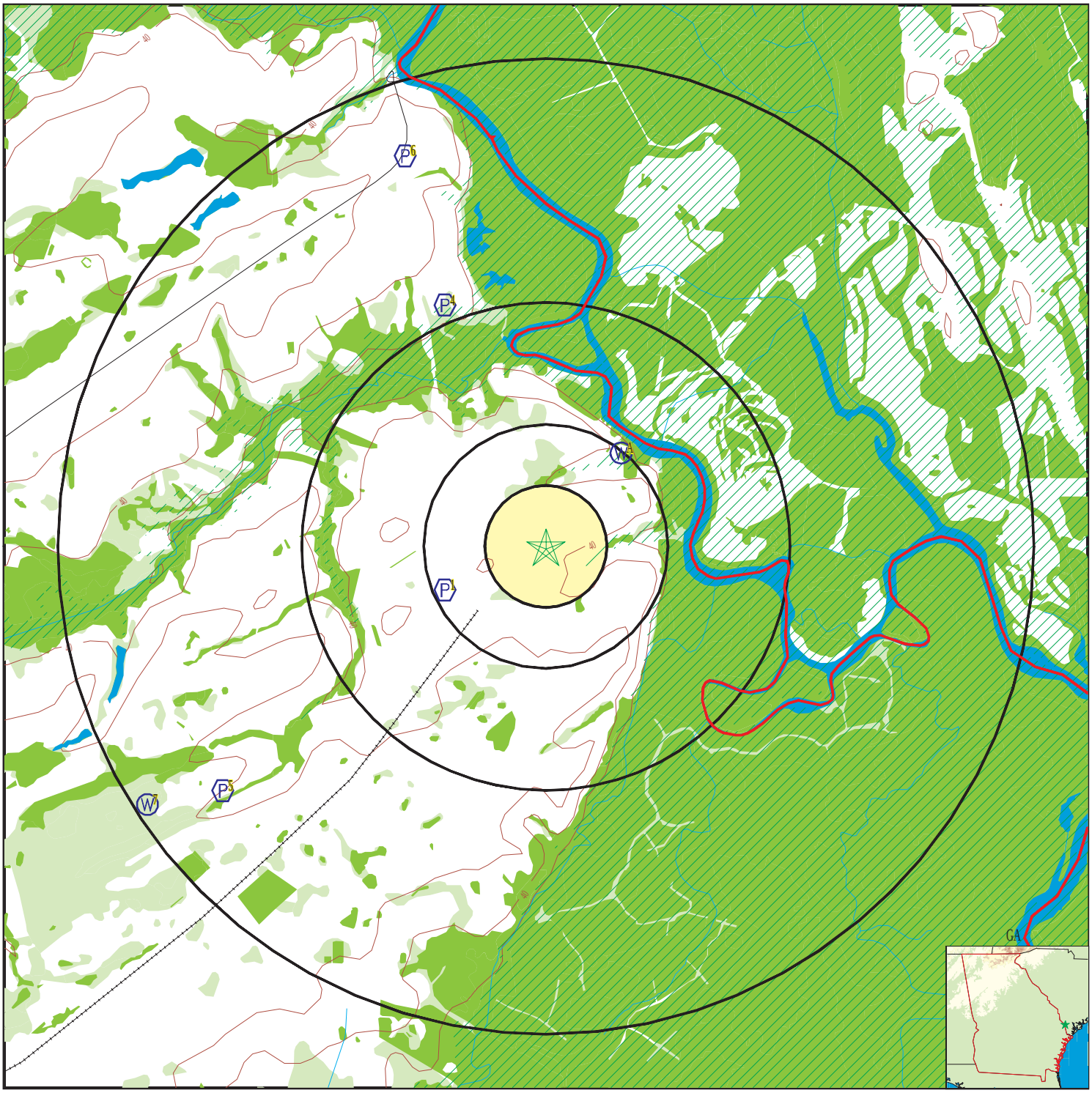

County Boundary
Major Roads
Contour Lines
Earthquake epicenter, Richter 5 or greater
Water Wells
Public Water Supply Wells
Cluster of Multiple Icons

0 1/2 1 2 Miles

Groundwater Flow Direction
Indeterminate Groundwater Flow at Location
Groundwater Flow Varies at Location
100-year flood zone
500-year flood zone
National Wetland Inventory
Wildlife Areas

N

SITE NAME: 981 Old Augusta Road, Rincon GA ADDRESS: 981 Old Augusta Road Cen Rincon GA 31326 LAT/LONG: 32.350831 / 81.171639	CLIENT: ARCADIS U.S., Inc. CONTACT: Clair Lueke INQUIRY #: 8386411.1s DATE: June 24, 2026 8:58 am

Copyright © 2026 EDR, Inc. © 2015 TomTom Rel. 2015.

Map ID Direction Distance Elevation		Database	EDR ID Number
1 **WSW** **1/4 - 1/2 Mile** **Higher**		**FRDS PWS**	**GA1030047**

Epa region:	04	State:	GA
Pwsid:	GA1030047	Pwsname:	GEORGIA POWER-PLT. MCINTOSH
Cityserved:	Not Reported	Stateserved:	GA
Zipserved:	Not Reported	Fipscounty:	13103
Status:	Active	Retpopsrvd:	90
Pwssvcconn:	4	Psource longname:	Groundwater
Pwstype:	NTNCWS	Owner:	Private
Contact:	BLALOCK, TANYA D.	Contactorgname:	BLALOCK, TANYA D.
Contactphone:	404-506-7026	Contactaddress1:	241 RALPH MCGILL BLVD.
Contactaddress2:	BIN 10221	Contactcity:	ATLANTA
Contactstate:	GA	Contactzip:	30308-3374
Pwsactivitycode:	A		

Pwsid:	GA1030047	Facid:	2775
Facname:	WELL #2 PLANT	Factype:	Treatment_plant
Facactivitycode:	I	Trtobjective:	disinfection
Trtprocess:	hypochlorination, post	Factypecode:	TP

Pwsid:	GA1030047	Facid:	858
Facname:	WELL #1 AND #2 PLANT	Factype:	Treatment_plant
Facactivitycode:	A	Trtobjective:	disinfection
Trtprocess:	hypochlorination, post	Factypecode:	TP

PWS ID:	GA1030047	PWS type:	Not Reported
PWS name:	Not Reported	PWS address:	Not Reported
PWS city:	Not Reported	PWS state:	Not Reported
PWS zip:	Not Reported	PWS name:	GEORGIA POWER-PLT. MCINTOSH
PWS type code:	NTNC	Retail population served:	90
Contact:	DESHAZO, NANCY G.	Contact address:	241 RALPH MCGILL BLVD.
Contact address:	BIN 10221	Contact city:	ATLANTA
Contact state:	GA	Contact zip:	30308-3374
Contact telephone:	404-506-1309		

PWS ID:	GA1030047	Activity status:	Active
Date system activated:	Not Reported	Date system deactivated:	Not Reported
Retail population:	00000035	System name:	SAVANNAH ELEC & PWR-PLT. MCINT
System address:	PLANT MCINTOSH	System address:	POB 968
System city:	SAVANNAH	System state:	GA
System zip:	314020968		

Population served:	Under 101 Persons	Treatment:	Treated

Latitude:	320459	Longitude:	0810600

Latitude:	322154	Longitude:	0811044

Latitude:	322053	Longitude:	0811044

Violation id:	108	Orig code:	S
State:	GA	Violation Year:	2008
Contamination code:	3100	Contamination Name:	Coliform (TCR)
Violation code:	23	Violation name:	Monitoring, Routine Major (TCR)
Rule code:	110	Rule name:	TCR
Violation measur:	Not Reported	Unit of measure:	Not Reported
State mcl:	Not Reported	Cmp bdt:	04/01/2008

Cmp edt:	06/30/2008		
Violation ID:	108	Orig Code:	S
Enforcemnt FY:	2008	Enforcement Action:	08/19/2008
Enforcement Detail:	St Public Notif received	Enforcement Category:	Informal
Violation ID:	108	Orig Code:	S
Enforcemnt FY:	2008	Enforcement Action:	07/18/2008
Enforcement Detail:	St Public Notif requested	Enforcement Category:	Informal
Violation ID:	108	Orig Code:	S
Enforcemnt FY:	2008	Enforcement Action:	07/18/2008
Enforcement Detail:	St Violation/Reminder Notice		
Enforcement Category:	Informal		
PWS name:	GEORGIA POWER-PLT. MCINTOSH		
Population served:	90	PWS type code:	NTNC
Violation ID:	108	Contaminant:	Coliform (Tcr)
Violation type:	Monitoring, Routine Major (TCR)		
Compliance start date:	4/1/2008 0:00:00	Compliance end date:	6/30/2008 0:00:00
Enforcement date:	7/18/2008 0:00:00	Enforcement action:	State Violation/Reminder Notice
Violation measurement:	Not Reported		
PWS name:	GEORGIA POWER-PLT. MCINTOSH		
Population served:	90	PWS type code:	NTNC
Violation ID:	108	Contaminant:	Coliform (Tcr)
Violation type:	Monitoring, Routine Major (TCR)		
Compliance start date:	4/1/2008 0:00:00	Compliance end date:	6/30/2008 0:00:00
Enforcement date:	7/18/2008 0:00:00	Enforcement action:	State Public Notif Requested
Violation measurement:	Not Reported		
PWS name:	GEORGIA POWER-PLT. MCINTOSH		
Population served:	90	PWS type code:	NTNC
Violation ID:	108	Contaminant:	Coliform (Tcr)
Violation type:	Monitoring, Routine Major (TCR)		
Compliance start date:	4/1/2008 0:00:00	Compliance end date:	6/30/2008 0:00:00
Enforcement date:	8/19/2008 0:00:00	Enforcement action:	State Public Notif Received
Violation measurement:	Not Reported		

A2
NE
1/4 - 1/2 Mile
Lower

FED USGS **USGS40000260046**

Organization ID:	USGS-GA	Organization Name:	USGS Georgia Water Science Center
Monitor Location:	36S029	Type:	Well
Description:	Not Reported	HUC:	03060109
Drainage Area:	Not Reported	Drainage Area Units:	Not Reported
Contrib Drainage Area:	Not Reported	Contrib Drainage Area Unts:	Not Reported
Aquifer:	Not Reported	Formation Type:	Not Reported
Aquifer Type:	Not Reported	Construction Date:	Not Reported
Well Depth:	Not Reported	Well Depth Units:	Not Reported
Well Hole Depth:	Not Reported	Well Hole Depth Units:	Not Reported

Map ID Direction Distance Elevation	Database	EDR ID Number
A3 **NE** **1/2 - 1 Mile** **Lower**	**FED USGS**	**USGS40000260045**

Organization ID:	USGS-GA	Organization Name:	USGS Georgia Water Science Center
Monitor Location:	36S030	Type:	Well
Description:	Not Reported	HUC:	03060109
Drainage Area:	Not Reported	Drainage Area Units:	Not Reported
Contrib Drainage Area:	Not Reported	Contrib Drainage Area Unts:	Not Reported
Aquifer:	Not Reported	Formation Type:	Not Reported
Aquifer Type:	Not Reported	Construction Date:	Not Reported
Well Depth:	Not Reported	Well Depth Units:	Not Reported
Well Hole Depth:	Not Reported	Well Hole Depth Units:	Not Reported

---

4 **NNW** **1 - 2 Miles** **Lower**	**FRDS PWS**	**GA1030047**

Epa region:	04	State:	GA
Pwsid:	GA1030047	Pwsname:	GEORGIA POWER-PLT. MCINTOSH
Cityserved:	Not Reported	Stateserved:	GA
Zipserved:	Not Reported	Fipscounty:	13103
Status:	Active	Retpopsrvd:	90
Pwssvcconn:	4	Psource longname:	Groundwater
Pwstype:	NTNCWS	Owner:	Private
Contact:	BLALOCK, TANYA D.	Contactorgname:	BLALOCK, TANYA D.
Contactphone:	404-506-7026	Contactaddress1:	241 RALPH MCGILL BLVD.
Contactaddress2:	BIN 10221	Contactcity:	ATLANTA
Contactstate:	GA	Contactzip:	30308-3374
Pwsactivitycode:	A		

Pwsid:	GA1030047	Facid:	2775
Facname:	WELL #2 PLANT	Factype:	Treatment_plant
Facactivitycode:	I	Trtobjective:	disinfection
Trtprocess:	hypochlorination, post	Factypecode:	TP

Pwsid:	GA1030047	Facid:	858
Facname:	WELL #1 AND #2 PLANT	Factype:	Treatment_plant
Facactivitycode:	A	Trtobjective:	disinfection
Trtprocess:	hypochlorination, post	Factypecode:	TP

PWS ID:	GA1030047	PWS type:	Not Reported
PWS name:	Not Reported	PWS address:	Not Reported
PWS city:	Not Reported	PWS state:	Not Reported
PWS zip:	Not Reported	PWS name:	GEORGIA POWER-PLT. MCINTOSH
PWS type code:	NTNC	Retail population served:	90
Contact:	DESHAZO, NANCY G.	Contact address:	241 RALPH MCGILL BLVD.
Contact address:	BIN 10221	Contact city:	ATLANTA
Contact state:	GA	Contact zip:	30308-3374
Contact telephone:	404-506-1309		

PWS ID:	GA1030047	Activity status:	Active
Date system activated:	Not Reported	Date system deactivated:	Not Reported
Retail population:	00000035	System name:	SAVANNAH ELEC & PWR-PLT. MCINT
System address:	PLANT MCINTOSH	System address:	POB 968
System city:	SAVANNAH	System state:	GA

System zip:	314020968		
Population served:	Under 101 Persons	Treatment:	Treated
Latitude:	320459	Longitude:	0810600
Latitude:	322154	Longitude:	0811044
Latitude:	322053	Longitude:	0811044
Violation id:	108	Orig code:	S
State:	GA	Violation Year:	2008
Contamination code:	3100	Contamination Name:	Coliform (TCR)
Violation code:	23	Violation name:	Monitoring, Routine Major (TCR)
Rule code:	110	Rule name:	TCR
Violation measur:	Not Reported	Unit of measure:	Not Reported
State mcl:	Not Reported	Cmp bdt:	04/01/2008
Cmp edt:	06/30/2008		
Violation ID:	108	Orig Code:	S
Enforcemnt FY:	2008	Enforcement Action:	08/19/2008
Enforcement Detail:	St Public Notif received	Enforcement Category:	Informal
Violation ID:	108	Orig Code:	S
Enforcemnt FY:	2008	Enforcement Action:	07/18/2008
Enforcement Detail:	St Public Notif requested	Enforcement Category:	Informal
Violation ID:	108	Orig Code:	S
Enforcemnt FY:	2008	Enforcement Action:	07/18/2008
Enforcement Detail:	St Violation/Reminder Notice		
Enforcement Category:	Informal		
PWS name:	GEORGIA POWER-PLT. MCINTOSH		
Population served:	90	PWS type code:	NTNC
Violation ID:	108	Contaminant:	Coliform (Tcr)
Violation type:	Monitoring, Routine Major (TCR)		
Compliance start date:	4/1/2008 0:00:00	Compliance end date:	6/30/2008 0:00:00
Enforcement date:	7/18/2008 0:00:00	Enforcement action:	State Violation/Reminder Notice
Violation measurement:	Not Reported		
PWS name:	GEORGIA POWER-PLT. MCINTOSH		
Population served:	90	PWS type code:	NTNC
Violation ID:	108	Contaminant:	Coliform (Tcr)
Violation type:	Monitoring, Routine Major (TCR)		
Compliance start date:	4/1/2008 0:00:00	Compliance end date:	6/30/2008 0:00:00
Enforcement date:	7/18/2008 0:00:00	Enforcement action:	State Public Notif Requested
Violation measurement:	Not Reported		
PWS name:	GEORGIA POWER-PLT. MCINTOSH		
Population served:	90	PWS type code:	NTNC
Violation ID:	108	Contaminant:	Coliform (Tcr)
Violation type:	Monitoring, Routine Major (TCR)		
Compliance start date:	4/1/2008 0:00:00	Compliance end date:	6/30/2008 0:00:00
Enforcement date:	8/19/2008 0:00:00	Enforcement action:	State Public Notif Received
Violation measurement:	Not Reported		

Map ID Direction Distance Elevation	Database	EDR ID Number
5 **SW** **1 - 2 Miles** **Higher**	**FRDS PWS**	**GA1030076**

Epa region:	04	State:	GA
Pwsid:	GA1030076		
Pwsname:	GEORGIA-PACIFIC CONSUMER PRODUCTS, LP		
Cityserved:	Not Reported	Stateserved:	GA
Zipserved:	Not Reported	Fipscounty:	13103
Status:	Active	Retpopsrvd:	1400
Pwssvcconn:	28	Psource longname:	Groundwater
Pwstype:	NTNCWS	Owner:	Private
Contact:	WOLFF, KELLY	Contactorgname:	WOLFF, KELLY
Contactphone:	912-826-9183	Contactaddress1:	P.O.BOX 828
Contactaddress2:	Not Reported	Contactcity:	RINCON
Contactstate:	GA	Contactzip:	31326-0828
Pwsactivitycode:	A		

Pwsid:	GA1030076	Facid:	861
Facname:	WELL TREATMENT PLANT	Factype:	Treatment_plant
Facactivitycode:	A	Trtobjective:	disinfection
Trtprocess:	hypochlorination, post	Factypecode:	TP

PWS ID:	GA1030076	PWS type:	Not Reported
PWS name:	Not Reported	PWS address:	Not Reported
PWS city:	Not Reported	PWS state:	Not Reported
PWS zip:	Not Reported	PWS ID:	GA1030076
Activity status:	Active	Date system activated:	Not Reported
Date system deactivated:	Not Reported	Retail population:	00001100
System name:	FORT HOWARD PAPER COMPANY	System address:	FORT HOWARD CORPORATION
System address:	POB 828	System city:	RINCON
System state:	GA	System zip:	313260828

Population served:	1,001 - 2,500 Persons	Treatment:	Treated

Latitude:	322010	Longitude:	0811140
Latitude:	322010	Longitude:	0811140
Latitude:	322010	Longitude:	0811140
Latitude:	322010	Longitude:	0811140

---

6 **NNW** **1 - 2 Miles** **Higher**	**FRDS PWS**	**GA1030067**

Epa region:	04	State:	GA
Pwsid:	GA1030067	Pwsname:	NEW EBENEZER RETREAT CENTER
Cityserved:	Not Reported	Stateserved:	GA
Zipserved:	Not Reported	Fipscounty:	13103
Status:	Active	Retpopsrvd:	125
Pwssvcconn:	15	Psource longname:	Groundwater
Pwstype:	TNCWS	Owner:	Private
Contact:	ODOM, LEON	Contactorgname:	ODOM, LEON
Contactphone:	912-754-9242	Contactaddress1:	2887 EBENEZER RD.
Contactaddress2:	Not Reported	Contactcity:	RINCON

Contactstate:	GA	Contactzip:	31326
Pwsactivitycode:	A		

PWS ID:	GA1030067	PWS type:	Not Reported
PWS name:	Not Reported	PWS address:	Not Reported
PWS city:	Not Reported	PWS state:	Not Reported
PWS zip:	Not Reported	PWS name:	NEW EBENEZER RETREAT CENTER
PWS type code:	NC	Retail population served:	125
Contact:	ODOM, LEON	Contact address:	2887 EBENEZER RD.
Contact address:	RINCON	Contact city:	GA
Contact state:	31	Contact zip:	912-754-92
Contact telephone:	Not Reported		

PWS ID:	GA1030067	Activity status:	Active
Date system activated:	Not Reported	Date system deactivated:	Not Reported
Retail population:	00000125	System name:	NEW EBENEZER RETREAT CENTER
System address:	NEW EBENEZER RETREAT CTR.	System address:	ROUTE 1, BOX 478
System city:	RINCON	System state:	GA
System zip:	313260478		

Population served:	101 - 500 Persons	Treatment:	Untreated

Latitude:	322226	Longitude:	0811054

Violation id:	10101	Orig code:	S
State:	GA	Violation Year:	2001
Contamination code:	3100	Contamination Name:	Coliform (TCR)
Violation code:	23	Violation name:	Monitoring, Routine Major (TCR)
Rule code:	110	Rule name:	TCR
Violation measur:	0	Unit of measure:	Not Reported
State mcl:	0	Cmp bdt:	04/01/2001
Cmp edt:	06/30/2001		

Violation id:	10402	Orig code:	S
State:	GA	Violation Year:	2002
Contamination code:	3100	Contamination Name:	Coliform (TCR)
Violation code:	22	Violation name:	MCL, Monthly (TCR)
Rule code:	110	Rule name:	TCR
Violation measur:	0	Unit of measure:	Not Reported
State mcl:	0	Cmp bdt:	09/01/2002
Cmp edt:	09/30/2002		

Violation id:	10503	Orig code:	S
State:	GA	Violation Year:	2002
Contamination code:	3100	Contamination Name:	Coliform (TCR)
Violation code:	25	Violation name:	Monitoring, Repeat Major (TCR)
Rule code:	110	Rule name:	TCR
Violation measur:	Not Reported	Unit of measure:	Not Reported
State mcl:	Not Reported	Cmp bdt:	09/01/2002
Cmp edt:	09/30/2002		

Violation id:	10603	Orig code:	S
State:	GA	Violation Year:	2002
Contamination code:	3100	Contamination Name:	Coliform (TCR)
Violation code:	25	Violation name:	Monitoring, Repeat Major (TCR)
Rule code:	110	Rule name:	TCR
Violation measur:	Not Reported	Unit of measure:	Not Reported
State mcl:	Not Reported	Cmp bdt:	07/01/2002
Cmp edt:	09/30/2002		

Violation id:	10703	Orig code:	S
State:	GA	Violation Year:	2002

Contamination code:	3100	Contamination Name:	Coliform (TCR)
Violation code:	22	Violation name:	MCL, Monthly (TCR)
Rule code:	110	Rule name:	TCR
Violation measur:	Not Reported	Unit of measure:	Not Reported
State mcl:	Not Reported	Cmp bdt:	07/01/2002
Cmp edt:	09/30/2002		

Violation id:	10803	Orig code:	S
State:	GA	Violation Year:	2002
Contamination code:	3100	Contamination Name:	Coliform (TCR)
Violation code:	25	Violation name:	Monitoring, Repeat Major (TCR)
Rule code:	110	Rule name:	TCR
Violation measur:	Not Reported	Unit of measure:	Not Reported
State mcl:	Not Reported	Cmp bdt:	10/01/2002
Cmp edt:	10/31/2002		

Violation id:	10903	Orig code:	S
State:	GA	Violation Year:	2002
Contamination code:	3100	Contamination Name:	Coliform (TCR)
Violation code:	22	Violation name:	MCL, Monthly (TCR)
Rule code:	110	Rule name:	TCR
Violation measur:	Not Reported	Unit of measure:	Not Reported
State mcl:	Not Reported	Cmp bdt:	10/01/2002
Cmp edt:	10/31/2002		

Violation id:	11110	Orig code:	S
State:	GA	Violation Year:	2009
Contamination code:	3100	Contamination Name:	Coliform (TCR)
Violation code:	22	Violation name:	MCL, Monthly (TCR)
Rule code:	110	Rule name:	TCR
Violation measur:	Not Reported	Unit of measure:	Not Reported
State mcl:	Not Reported	Cmp bdt:	12/01/2009
Cmp edt:	12/31/2009		

Violation id:	11210	Orig code:	S
State:	GA	Violation Year:	2009
Contamination code:	3100	Contamination Name:	Coliform (TCR)
Violation code:	25	Violation name:	Monitoring, Repeat Major (TCR)
Rule code:	110	Rule name:	TCR
Violation measur:	Not Reported	Unit of measure:	Not Reported
State mcl:	Not Reported	Cmp bdt:	10/01/2009
Cmp edt:	12/31/2009		

Violation id:	11410	Orig code:	S
State:	GA	Violation Year:	2010
Contamination code:	3100	Contamination Name:	Coliform (TCR)
Violation code:	22	Violation name:	MCL, Monthly (TCR)
Rule code:	110	Rule name:	TCR
Violation measur:	Not Reported	Unit of measure:	Not Reported
State mcl:	Not Reported	Cmp bdt:	09/01/2010
Cmp edt:	09/30/2010		

Violation id:	11712	Orig code:	S
State:	GA	Violation Year:	2011
Contamination code:	1040	Contamination Name:	Nitrate
Violation code:	03	Violation name:	Monitoring, Regular
Rule code:	331	Rule name:	Nitrates
Violation measur:	Not Reported	Unit of measure:	Not Reported
State mcl:	Not Reported	Cmp bdt:	01/01/2011
Cmp edt:	12/31/2011		

PWS currently has or had major violation(s) or enforcement:Yes

Violation ID:	9200001	Violation source ID:	Not Reported
PWS telephone:	Not Reported	Contaminant:	Coliform (Tcr)
Violation type:	Monitoring, Routine Major (TCR)		
Violation start date:	010192	Violation end date:	033192
Violation period (months):	003	Violation awareness date:	Not Reported
Major violator:	Yes	Maximum contaminant level:	Not Reported
Number of required samples:	Not Reported	Number of samples taken:	Not Reported
Analysis method:	Not Reported	Analysis result:	Not Reported

Violation ID:	10101	Orig Code:	S
Enforcemnt FY:	2001	Enforcement Action:	07/18/2001
Enforcement Detail:	St Violation/Reminder Notice		
Enforcement Category:	Informal		

Violation ID:	10101	Orig Code:	S
Enforcemnt FY:	2001	Enforcement Action:	07/18/2001
Enforcement Detail:	St Public Notif requested	Enforcement Category:	Informal

Violation ID:	10101	Orig Code:	S
Enforcemnt FY:	2001	Enforcement Action:	08/06/2001
Enforcement Detail:	St Public Notif received	Enforcement Category:	Informal

Violation ID:	10402	Orig Code:	S
Enforcemnt FY:	2003	Enforcement Action:	10/28/2002
Enforcement Detail:	St Public Notif received	Enforcement Category:	Informal

Violation ID:	10402	Orig Code:	S
Enforcemnt FY:	2002	Enforcement Action:	09/17/2002
Enforcement Detail:	St Violation/Reminder Notice		
Enforcement Category:	Informal		

Violation ID:	10402	Orig Code:	S
Enforcemnt FY:	2003	Enforcement Action:	11/25/2002
Enforcement Detail:	St Formal NOV issued	Enforcement Category:	Informal

Violation ID:	10402	Orig Code:	S
Enforcemnt FY:	2002	Enforcement Action:	09/17/2002
Enforcement Detail:	St Public Notif requested	Enforcement Category:	Informal

Violation ID:	10503	Orig Code:	S
Enforcemnt FY:	2003	Enforcement Action:	10/21/2002
Enforcement Detail:	St Public Notif requested	Enforcement Category:	Informal

Violation ID:	10503	Orig Code:	S
Enforcemnt FY:	2003	Enforcement Action:	10/21/2002
Enforcement Detail:	St Violation/Reminder Notice		
Enforcement Category:	Informal		

Violation ID:	10503	Orig Code:	S
Enforcemnt FY:	2003	Enforcement Action:	10/21/2002
Enforcement Detail:	St Public Notif requested	Enforcement Category:	Informal

Violation ID:	10503	Orig Code:	S
Enforcemnt FY:	2003	Enforcement Action:	11/07/2002
Enforcement Detail:	St Public Notif received	Enforcement Category:	Informal

Violation ID:	10503	Orig Code:	S
Enforcemnt FY:	2003	Enforcement Action:	11/25/2002
Enforcement Detail:	St Formal NOV issued	Enforcement Category:	Informal

Violation ID:	10503	Orig Code:	S
Enforcemnt FY:	2003	Enforcement Action:	10/21/2002

Enforcement Detail: St Violation/Reminder Notice
Enforcement Category: Informal

Violation ID: 10603 Orig Code: S
Enforcemnt FY: 2003 Enforcement Action: 11/25/2002
Enforcement Detail: St Formal NOV issued Enforcement Category: Informal

Violation ID: 10603 Orig Code: S
Enforcemnt FY: 2003 Enforcement Action: 10/21/2002
Enforcement Detail: St Public Notif requested Enforcement Category: Informal

Violation ID: 10603 Orig Code: S
Enforcemnt FY: 2003 Enforcement Action: 11/14/2002
Enforcement Detail: St Public Notif received Enforcement Category: Informal

Violation ID: 10603 Orig Code: S
Enforcemnt FY: 2003 Enforcement Action: 10/21/2002
Enforcement Detail: St Violation/Reminder Notice
Enforcement Category: Informal

Violation ID: 10603 Orig Code: S
Enforcemnt FY: 2003 Enforcement Action: 10/21/2002
Enforcement Detail: St Violation/Reminder Notice
Enforcement Category: Informal

Violation ID: 10603 Orig Code: S
Enforcemnt FY: 2003 Enforcement Action: 10/21/2002
Enforcement Detail: St Public Notif requested Enforcement Category: Informal

Violation ID: 10703 Orig Code: S
Enforcemnt FY: 2003 Enforcement Action: 11/14/2002
Enforcement Detail: St Public Notif received Enforcement Category: Informal

Violation ID: 10703 Orig Code: S
Enforcemnt FY: 2003 Enforcement Action: 10/21/2002
Enforcement Detail: St Violation/Reminder Notice
Enforcement Category: Informal

Violation ID: 10703 Orig Code: S
Enforcemnt FY: 2003 Enforcement Action: 11/25/2002
Enforcement Detail: St Formal NOV issued Enforcement Category: Informal

Violation ID: 10703 Orig Code: S
Enforcemnt FY: 2003 Enforcement Action: 11/14/2002
Enforcement Detail: St Public Notif received Enforcement Category: Informal

Violation ID: 10703 Orig Code: S
Enforcemnt FY: 2003 Enforcement Action: 10/21/2002
Enforcement Detail: St Public Notif requested Enforcement Category: Informal

Violation ID: 10803 Orig Code: S
Enforcemnt FY: 2003 Enforcement Action: 12/23/2002
Enforcement Detail: St Public Notif received Enforcement Category: Informal

Violation ID: 10803 Orig Code: S
Enforcemnt FY: 2003 Enforcement Action: 11/25/2002
Enforcement Detail: St Formal NOV issued Enforcement Category: Informal

Violation ID: 10803 Orig Code: S
Enforcemnt FY: 2003 Enforcement Action: 12/05/2002
Enforcement Detail: St Violation/Reminder Notice
Enforcement Category: Informal

Violation ID:	10803	Orig Code:	S
Enforcemnt FY:	2003	Enforcement Action:	12/23/2002
Enforcement Detail:	St Public Notif received	Enforcement Category:	Informal
Violation ID:	10803	Orig Code:	S
Enforcemnt FY:	2003	Enforcement Action:	12/05/2002
Enforcement Detail:	St Public Notif requested	Enforcement Category:	Informal
Violation ID:	10903	Orig Code:	S
Enforcemnt FY:	2003	Enforcement Action:	12/05/2002
Enforcement Detail:	St Public Notif requested	Enforcement Category:	Informal
Violation ID:	10903	Orig Code:	S
Enforcemnt FY:	2003	Enforcement Action:	12/05/2002
Enforcement Detail:	St Violation/Reminder Notice		
Enforcement Category:	Informal		
Violation ID:	10903	Orig Code:	S
Enforcemnt FY:	2003	Enforcement Action:	12/05/2002
Enforcement Detail:	St Public Notif requested	Enforcement Category:	Informal
Violation ID:	10903	Orig Code:	S
Enforcemnt FY:	2003	Enforcement Action:	12/23/2002
Enforcement Detail:	St Public Notif received	Enforcement Category:	Informal
Violation ID:	10903	Orig Code:	S
Enforcemnt FY:	2003	Enforcement Action:	12/05/2002
Enforcement Detail:	St Violation/Reminder Notice		
Enforcement Category:	Informal		
Violation ID:	10903	Orig Code:	S
Enforcemnt FY:	2003	Enforcement Action:	11/25/2002
Enforcement Detail:	St Formal NOV issued	Enforcement Category:	Informal
Violation ID:	11110	Orig Code:	S
Enforcemnt FY:	2010	Enforcement Action:	12/07/2009
Enforcement Detail:	St Public Notif requested	Enforcement Category:	Informal
Violation ID:	11110	Orig Code:	S
Enforcemnt FY:	2011	Enforcement Action:	01/20/2011
Enforcement Detail:	St AO (w/penalty) issued	Enforcement Category:	Formal
Violation ID:	11110	Orig Code:	S
Enforcemnt FY:	2010	Enforcement Action:	12/07/2009
Enforcement Detail:	St Violation/Reminder Notice		
Enforcement Category:	Informal		
Violation ID:	11110	Orig Code:	S
Enforcemnt FY:	2010	Enforcement Action:	02/01/2010
Enforcement Detail:	St Public Notif received	Enforcement Category:	Informal
Violation ID:	11110	Orig Code:	S
Enforcemnt FY:	2010	Enforcement Action:	02/10/2010
Enforcement Detail:	St Formal NOV issued	Enforcement Category:	Informal
Violation ID:	11210	Orig Code:	S
Enforcemnt FY:	2010	Enforcement Action:	02/10/2010
Enforcement Detail:	St Formal NOV issued	Enforcement Category:	Informal
Violation ID:	11210	Orig Code:	S
Enforcemnt FY:	2011	Enforcement Action:	01/20/2011
Enforcement Detail:	St AO (w/penalty) issued	Enforcement Category:	Formal

Violation ID:	11210	Orig Code:	S
Enforcemnt FY:	2010	Enforcement Action:	01/28/2010
Enforcement Detail:	St Violation/Reminder Notice		
Enforcement Category:	Informal		

Violation ID:	11210	Orig Code:	S
Enforcemnt FY:	2010	Enforcement Action:	01/28/2010
Enforcement Detail:	St Public Notif requested	Enforcement Category:	Informal

Violation ID:	11210	Orig Code:	S
Enforcemnt FY:	2010	Enforcement Action:	03/05/2010
Enforcement Detail:	St Public Notif received	Enforcement Category:	Informal

Violation ID:	11410	Orig Code:	S
Enforcemnt FY:	2011	Enforcement Action:	01/20/2011
Enforcement Detail:	St AO (w/penalty) issued	Enforcement Category:	Formal

Violation ID:	11410	Orig Code:	S
Enforcemnt FY:	2010	Enforcement Action:	09/17/2010
Enforcement Detail:	St Violation/Reminder Notice		
Enforcement Category:	Informal		

Violation ID:	11410	Orig Code:	S
Enforcemnt FY:	2010	Enforcement Action:	09/17/2010
Enforcement Detail:	St Public Notif requested	Enforcement Category:	Informal

Violation ID:	11410	Orig Code:	S
Enforcemnt FY:	2010	Enforcement Action:	09/27/2010
Enforcement Detail:	St Public Notif received	Enforcement Category:	Informal

Violation ID:	11712	Orig Code:	S
Enforcemnt FY:	2012	Enforcement Action:	01/31/2012
Enforcement Detail:	St Intentional no-action	Enforcement Category:	Informal

Violation ID:	11712	Orig Code:	S
Enforcemnt FY:	2012	Enforcement Action:	04/19/2012
Enforcement Detail:	St Intentional no-action	Enforcement Category:	Informal

PWS name:	NEW EBENEZER RETREAT CENTER		
Population served:	125	PWS type code:	NC
Violation ID:	10101	Contaminant:	Coliform (Tcr)
Violation type:	Monitoring, Routine Major (TCR)		
Compliance start date:	4/1/2001 0:00:00	Compliance end date:	6/30/2001 0:00:00
Enforcement date:	7/18/2001 0:00:00	Enforcement action:	State Violation/Reminder Notice
Violation measurement:	0		

PWS name:	NEW EBENEZER RETREAT CENTER		
Population served:	125	PWS type code:	NC
Violation ID:	10101	Contaminant:	Coliform (Tcr)
Violation type:	Monitoring, Routine Major (TCR)		
Compliance start date:	4/1/2001 0:00:00	Compliance end date:	6/30/2001 0:00:00
Enforcement date:	7/18/2001 0:00:00	Enforcement action:	State Public Notif Requested
Violation measurement:	0		

PWS name:	NEW EBENEZER RETREAT CENTER		
Population served:	125	PWS type code:	NC
Violation ID:	10101	Contaminant:	Coliform (Tcr)
Violation type:	Monitoring, Routine Major (TCR)		
Compliance start date:	4/1/2001 0:00:00	Compliance end date:	6/30/2001 0:00:00
Enforcement date:	8/6/2001 0:00:00	Enforcement action:	State Public Notif Received
Violation measurement:	0		

PWS name:	NEW EBENEZER RETREAT CENTER		
Population served:	125	PWS type code:	NC
Violation ID:	10402	Contaminant:	Coliform (Tcr)
Violation type:	Max Contaminant Level, Monthly (TCR)		
Compliance start date:	9/1/2002 0:00:00	Compliance end date:	9/30/2002 0:00:00
Enforcement date:	10/28/2002 0:00:00	Enforcement action:	State Public Notif Received
Violation measurement:	0		

PWS name:	NEW EBENEZER RETREAT CENTER		
Population served:	125	PWS type code:	NC
Violation ID:	10402	Contaminant:	Coliform (Tcr)
Violation type:	Max Contaminant Level, Monthly (TCR)		
Compliance start date:	9/1/2002 0:00:00	Compliance end date:	9/30/2002 0:00:00
Enforcement date:	11/25/2002 0:00:00	Enforcement action:	State Formal NOV Issued
Violation measurement:	0		

PWS name:	NEW EBENEZER RETREAT CENTER		
Population served:	125	PWS type code:	NC
Violation ID:	10402	Contaminant:	Coliform (Tcr)
Violation type:	Max Contaminant Level, Monthly (TCR)		
Compliance start date:	9/1/2002 0:00:00	Compliance end date:	9/30/2002 0:00:00
Enforcement date:	9/17/2002 0:00:00	Enforcement action:	State Violation/Reminder Notice
Violation measurement:	0		

PWS name:	NEW EBENEZER RETREAT CENTER		
Population served:	125	PWS type code:	NC
Violation ID:	10402	Contaminant:	Coliform (Tcr)
Violation type:	Max Contaminant Level, Monthly (TCR)		
Compliance start date:	9/1/2002 0:00:00	Compliance end date:	9/30/2002 0:00:00
Enforcement date:	9/17/2002 0:00:00	Enforcement action:	State Public Notif Requested
Violation measurement:	0		

PWS name:	NEW EBENEZER RETREAT CENTER		
Population served:	125	PWS type code:	NC
Violation ID:	10503	Contaminant:	Coliform (Tcr)
Violation type:	Monitoring, Repeat Major (TCR)		
Compliance start date:	9/1/2002 0:00:00	Compliance end date:	9/30/2002 0:00:00
Enforcement date:	10/21/2002 0:00:00	Enforcement action:	State Violation/Reminder Notice
Violation measurement:	Not Reported		

PWS name:	NEW EBENEZER RETREAT CENTER		
Population served:	125	PWS type code:	NC
Violation ID:	10503	Contaminant:	Coliform (Tcr)
Violation type:	Monitoring, Repeat Major (TCR)		
Compliance start date:	9/1/2002 0:00:00	Compliance end date:	9/30/2002 0:00:00
Enforcement date:	10/21/2002 0:00:00	Enforcement action:	State Public Notif Requested
Violation measurement:	Not Reported		

PWS name:	NEW EBENEZER RETREAT CENTER		
Population served:	125	PWS type code:	NC
Violation ID:	10503	Contaminant:	Coliform (Tcr)
Violation type:	Monitoring, Repeat Major (TCR)		
Compliance start date:	9/1/2002 0:00:00	Compliance end date:	9/30/2002 0:00:00
Enforcement date:	11/25/2002 0:00:00	Enforcement action:	State Formal NOV Issued
Violation measurement:	Not Reported		

PWS name:	NEW EBENEZER RETREAT CENTER		
Population served:	125	PWS type code:	NC
Violation ID:	10503	Contaminant:	Coliform (Tcr)
Violation type:	Monitoring, Repeat Major (TCR)		
Compliance start date:	9/1/2002 0:00:00	Compliance end date:	9/30/2002 0:00:00
Enforcement date:	11/7/2002 0:00:00	Enforcement action:	State Public Notif Received

Violation measurement: Not Reported

PWS name: NEW EBENEZER RETREAT CENTER
Population served: 125 PWS type code: NC
Violation ID: 10603 Contaminant: Coliform (Tcr)
Violation type: Monitoring, Repeat Major (TCR)
Compliance start date: 7/1/2002 0:00:00 Compliance end date: 9/30/2002 0:00:00
Enforcement date: 10/21/2002 0:00:00 Enforcement action: State Violation/Reminder Notice
Violation measurement: Not Reported

PWS name: NEW EBENEZER RETREAT CENTER
Population served: 125 PWS type code: NC
Violation ID: 10603 Contaminant: Coliform (Tcr)
Violation type: Monitoring, Repeat Major (TCR)
Compliance start date: 7/1/2002 0:00:00 Compliance end date: 9/30/2002 0:00:00
Enforcement date: 10/21/2002 0:00:00 Enforcement action: State Public Notif Requested
Violation measurement: Not Reported

PWS name: NEW EBENEZER RETREAT CENTER
Population served: 125 PWS type code: NC
Violation ID: 10603 Contaminant: Coliform (Tcr)
Violation type: Monitoring, Repeat Major (TCR)
Compliance start date: 7/1/2002 0:00:00 Compliance end date: 9/30/2002 0:00:00
Enforcement date: 11/14/2002 0:00:00 Enforcement action: State Public Notif Received
Violation measurement: Not Reported

PWS name: NEW EBENEZER RETREAT CENTER
Population served: 125 PWS type code: NC
Violation ID: 10603 Contaminant: Coliform (Tcr)
Violation type: Monitoring, Repeat Major (TCR)
Compliance start date: 7/1/2002 0:00:00 Compliance end date: 9/30/2002 0:00:00
Enforcement date: 11/25/2002 0:00:00 Enforcement action: State Formal NOV Issued
Violation measurement: Not Reported

PWS name: NEW EBENEZER RETREAT CENTER
Population served: 125 PWS type code: NC
Violation ID: 10703 Contaminant: Coliform (Tcr)
Violation type: Max Contaminant Level, Monthly (TCR)
Compliance start date: 7/1/2002 0:00:00 Compliance end date: 9/30/2002 0:00:00
Enforcement date: 10/21/2002 0:00:00 Enforcement action: State Violation/Reminder Notice
Violation measurement: Not Reported

PWS name: NEW EBENEZER RETREAT CENTER
Population served: 125 PWS type code: NC
Violation ID: 10703 Contaminant: Coliform (Tcr)
Violation type: Max Contaminant Level, Monthly (TCR)
Compliance start date: 7/1/2002 0:00:00 Compliance end date: 9/30/2002 0:00:00
Enforcement date: 10/21/2002 0:00:00 Enforcement action: State Public Notif Requested
Violation measurement: Not Reported

PWS name: NEW EBENEZER RETREAT CENTER
Population served: 125 PWS type code: NC
Violation ID: 10703 Contaminant: Coliform (Tcr)
Violation type: Max Contaminant Level, Monthly (TCR)
Compliance start date: 7/1/2002 0:00:00 Compliance end date: 9/30/2002 0:00:00
Enforcement date: 11/14/2002 0:00:00 Enforcement action: State Public Notif Received
Violation measurement: Not Reported

PWS name: NEW EBENEZER RETREAT CENTER
Population served: 125 PWS type code: NC
Violation ID: 10703 Contaminant: Coliform (Tcr)
Violation type: Max Contaminant Level, Monthly (TCR)

Compliance start date:	7/1/2002 0:00:00	Compliance end date:	9/30/2002 0:00:00
Enforcement date:	11/25/2002 0:00:00	Enforcement action:	State Formal NOV Issued
Violation measurement:	Not Reported		

PWS name:	NEW EBENEZER RETREAT CENTER		
Population served:	125	PWS type code:	NC
Violation ID:	10803	Contaminant:	Coliform (Tcr)
Violation type:	Monitoring, Repeat Major (TCR)		
Compliance start date:	10/1/2002 0:00:00	Compliance end date:	10/31/2002 0:00:00
Enforcement date:	11/25/2002 0:00:00	Enforcement action:	State Formal NOV Issued
Violation measurement:	Not Reported		

PWS name:	NEW EBENEZER RETREAT CENTER		
Population served:	125	PWS type code:	NC
Violation ID:	10803	Contaminant:	Coliform (Tcr)
Violation type:	Monitoring, Repeat Major (TCR)		
Compliance start date:	10/1/2002 0:00:00	Compliance end date:	10/31/2002 0:00:00
Enforcement date:	12/23/2002 0:00:00	Enforcement action:	State Public Notif Received
Violation measurement:	Not Reported		

PWS name:	NEW EBENEZER RETREAT CENTER		
Population served:	125	PWS type code:	NC
Violation ID:	10803	Contaminant:	Coliform (Tcr)
Violation type:	Monitoring, Repeat Major (TCR)		
Compliance start date:	10/1/2002 0:00:00	Compliance end date:	10/31/2002 0:00:00
Enforcement date:	12/5/2002 0:00:00	Enforcement action:	State Violation/Reminder Notice
Violation measurement:	Not Reported		

PWS name:	NEW EBENEZER RETREAT CENTER		
Population served:	125	PWS type code:	NC
Violation ID:	10803	Contaminant:	Coliform (Tcr)
Violation type:	Monitoring, Repeat Major (TCR)		
Compliance start date:	10/1/2002 0:00:00	Compliance end date:	10/31/2002 0:00:00
Enforcement date:	12/5/2002 0:00:00	Enforcement action:	State Public Notif Requested
Violation measurement:	Not Reported		

PWS name:	NEW EBENEZER RETREAT CENTER		
Population served:	125	PWS type code:	NC
Violation ID:	10903	Contaminant:	Coliform (Tcr)
Violation type:	Max Contaminant Level, Monthly (TCR)		
Compliance start date:	10/1/2002 0:00:00	Compliance end date:	10/31/2002 0:00:00
Enforcement date:	11/25/2002 0:00:00	Enforcement action:	State Formal NOV Issued
Violation measurement:	Not Reported		

PWS name:	NEW EBENEZER RETREAT CENTER		
Population served:	125	PWS type code:	NC
Violation ID:	10903	Contaminant:	Coliform (Tcr)
Violation type:	Max Contaminant Level, Monthly (TCR)		
Compliance start date:	10/1/2002 0:00:00	Compliance end date:	10/31/2002 0:00:00
Enforcement date:	12/23/2002 0:00:00	Enforcement action:	State Public Notif Received
Violation measurement:	Not Reported		

PWS name:	NEW EBENEZER RETREAT CENTER		
Population served:	125	PWS type code:	NC
Violation ID:	10903	Contaminant:	Coliform (Tcr)
Violation type:	Max Contaminant Level, Monthly (TCR)		
Compliance start date:	10/1/2002 0:00:00	Compliance end date:	10/31/2002 0:00:00
Enforcement date:	12/5/2002 0:00:00	Enforcement action:	State Violation/Reminder Notice
Violation measurement:	Not Reported		

PWS name:	NEW EBENEZER RETREAT CENTER		
Population served:	125	PWS type code:	NC

Violation ID:	10903	Contaminant:	Coliform (Tcr)
Violation type:	Max Contaminant Level, Monthly (TCR)		
Compliance start date:	10/1/2002 0:00:00	Compliance end date:	10/31/2002 0:00:00
Enforcement date:	12/5/2002 0:00:00	Enforcement action:	State Public Notif Requested
Violation measurement:	Not Reported		

7
WSW
1 - 2 Miles
Higher

FED USGS **USGS40000260019**

Organization ID:	USGS-GA	Organization Name:	USGS Georgia Water Science Center
Monitor Location:	36S033	Type:	Well
Description:	Not Reported	HUC:	03060109
Drainage Area:	Not Reported	Drainage Area Units:	Not Reported
Contrib Drainage Area:	Not Reported	Contrib Drainage Area Unts:	Not Reported
Aquifer:	Not Reported	Formation Type:	Not Reported
Aquifer Type:	Not Reported	Construction Date:	Not Reported
Well Depth:	Not Reported	Well Depth Units:	Not Reported
Well Hole Depth:	Not Reported	Well Hole Depth Units:	Not Reported

GEOCHECK® - PHYSICAL SETTING SOURCE MAP FINDINGS
RADON

AREA RADON INFORMATION

Federal EPA Radon Zone for EFFINGHAM County: 3

Note: Zone 1 indoor average level > 4 pCi/L.
: Zone 2 indoor average level >= 2 pCi/L and <= 4 pCi/L.
: Zone 3 indoor average level < 2 pCi/L.

Federal Area Radon Information for Zip Code: 31326

Number of sites tested: 6

Area	Average Activity	% <4 pCi/L	% 4-20 pCi/L	% >20 pCi/L
Living Area - 1st Floor	0.417 pCi/L	100%	0%	0%
Living Area - 2nd Floor	Not Reported	Not Reported	Not Reported	Not Reported
Basement	Not Reported	Not Reported	Not Reported	Not Reported

PHYSICAL SETTING SOURCE RECORDS SEARCHED

TOPOGRAPHIC INFORMATION

USGS 7.5' Digital Elevation Model (DEM)
Source: United States Geologic Survey
EDR acquired the USGS 7.5' Digital Elevation Model in 2002 and updated it in 2006. The 7.5 minute DEM corresponds to the USGS 1:24,000- and 1:25,000-scale topographic quadrangle maps. The DEM provides elevation data with consistent elevation units and projection.

HYDROLOGIC INFORMATION

Flood Zone Data: This data was obtained from the Federal Emergency Management Agency (FEMA). It depicts 100-year and 500-year flood zones as defined by FEMA. It includes the National Flood Hazard Layer (NFHL) which incorporates Flood Insurance Rate Map (FIRM) data and Q3 data from FEMA in areas not covered by NFHL.
Source: FEMA
Telephone: 877-336-2627
Date of Government Version: 2003, 2015

NWI: National Wetlands Inventory. This data, available in select counties across the country, was obtained by EDR in 2002, 2005, 2010 and 2015 from the U.S. Fish and Wildlife Service.

State Wetlands Data: Wetlands Inventory
Source: Georgia GIS Clearinghouse
Telephone: 706-542-1581

HYDROGEOLOGIC INFORMATION

AQUIFLOW[R] Information System
Source: EDR proprietary database of groundwater flow information
EDR has developed the AQUIFLOW Information System (AIS) to provide data on the general direction of groundwater flow at specific points. EDR has reviewed reports submitted to regulatory authorities at select sites and has extracted the date of the report, hydrogeologically determined groundwater flow direction and depth to water table information.

GEOLOGIC INFORMATION

Geologic Age and Rock Stratigraphic Unit
Source: P.G. Schruben, R.E. Arndt and W.J. Bawiec, Geology of the Conterminous U.S. at 1:2,500,000 Scale - A digital representation of the 1974 P.B. King and H.M. Beikman Map, USGS Digital Data Series DDS - 11 (1994).

STATSGO: State Soil Geographic Database
Source: Department of Agriculture, Natural Resources Conservation Service (NRCS)
The U.S. Department of Agriculture's (USDA) Natural Resources Conservation Service (NRCS) leads the national Conservation Soil Survey (NCSS) and is responsible for collecting, storing, maintaining and distributing soil survey information for privately owned lands in the United States. A soil map in a soil survey is a representation of soil patterns in a landscape. Soil maps for STATSGO are compiled by generalizing more detailed (SSURGO) soil survey maps.

SSURGO: Soil Survey Geographic Database
Source: Department of Agriculture, Natural Resources Conservation Service (NRCS)
Telephone: 800-672-5559
SSURGO is the most detailed level of mapping done by the Natural Resources Conservation Service, mapping scales generally range from 1:12,000 to 1:63,360. Field mapping methods using national standards are used to construct the soil maps in the Soil Survey Geographic (SSURGO) database. SSURGO digitizing duplicates the original soil survey maps. This level of mapping is designed for use by landowners, townships and county natural resource planning and management.

PHYSICAL SETTING SOURCE RECORDS SEARCHED

LOCAL / REGIONAL WATER AGENCY RECORDS

FEDERAL WATER WELLS

PWS: Public Water Systems
Source: EPA/Office of Drinking Water
Telephone: 202-564-3750
Public Water System data from the Federal Reporting Data System. A PWS is any water system which provides water to at least 25 people for at least 60 days annually. PWSs provide water from wells, rivers and other sources.

PWS ENF: Public Water Systems Violation and Enforcement Data
Source: EPA/Office of Drinking Water
Telephone: 202-564-3750
Violation and Enforcement data for Public Water Systems from the Safe Drinking Water Information System (SDWIS) after August 1995. Prior to August 1995, the data came from the Federal Reporting Data System (FRDS).

USGS Water Wells: USGS National Water Inventory System (NWIS)
This database contains descriptive information on sites where the USGS collects or has collected data on surface water and/or groundwater. The groundwater data includes information on wells, springs, and other sources of groundwater.

OTHER STATE DATABASE INFORMATION

A listing of Private Water Well locations
Georgia Department of Public Health
Telephone: (404) 657-2700
A listing of Private Water Well locations

Georgia Public Supply Wells
Source: Georgia Department of Community Affairs
Telephone: 404-894-0127

USGS Georgia Water Wells
Source: USGS, Georgia District Office
Telephone: 770-903-9100

DNR Managed Lands
Source: Department of Natural Resources
Telephone: 706-557-3032
This dataset provides 1:24,000-scale data depicting boundaries of land parcels making up the public lands managed by the Georgia Department of Natural Resources (GDNR). It includes polygon representations of State Parks, State Historic Parks, State Conservation Parks, State Historic Sites, Wildlife Management Areas, Public Fishing Areas, Fish Hatcheries, Natural Areas and other specially-designated areas. The data were collected and located by the Georgia Department of Natural Resources. Boundaries were digitized from survey plats or other information.

RADON

Area Radon Information
Source: USGS
Telephone: 703-356-4020
The National Radon Database has been developed by the U.S. Environmental Protection Agency (USEPA) and is a compilation of the EPA/State Residential Radon Survey and the National Residential Radon Survey. The study covers the years 1986 - 1992. Where necessary data has been supplemented by information collected at private sources such as universities and research institutions.

EPA Radon Zones
Source: EPA
Telephone: 703-356-4020
Sections 307 & 309 of IRAA directed EPA to list and identify areas of U.S. with the potential for elevated indoor radon levels.

PHYSICAL SETTING SOURCE RECORDS SEARCHED

OTHER

Airport Landing Facilities: Private and public use landing facilities
Source: Federal Aviation Administration, 800-457-6656

Epicenters: World earthquake epicenters, Richter 5 or greater
Source: Department of Commerce, National Oceanic and Atmospheric Administration

Earthquake Fault Lines: The fault lines displayed on EDR's Topographic map are digitized quaternary faultlines, prepared in 1975 by the United State Geological Survey

STREET AND ADDRESS INFORMATION

© 2015 TomTom North America, Inc. All rights reserved. This material is proprietary and the subject of copyright protection and other intellectual property rights owned by or licensed to Tele Atlas North America, Inc. The use of this material is subject to the terms of a license agreement. You will be held liable for any unauthorized copying or disclosure of this material.

ATLANTIC COAST CONSULTING, INC.

Roswell, GA
11545 Wills Road
Suite 100
Alpharetta, GA 30009
Phone: 770.594.5998

Savannah, GA
7414 Hodgson Memorial
Drive, Suite 2B
Savannah, GA 31406
Phone: 912.236.3471

Knoxville, TN
8848 Cedar Springs
Lane, Suite 202
Knoxville, TN 37923
Phone: 865.531.9143