REPORT

2026 Semi-Annual Groundwater Monitoring and Corrective Action Report

Georgia Power Company - Plant Scherer Ash Pond 1

Submitted to:

Georgia Power Company

241 Ralph McGill Boulevard, NE
Atlanta, GA 30308

Submitted by:

WSP USA Inc.

3348 Peachtree Rd NE, Suite 1100, Atlanta, Georgia, USA 30326

+1 770 496-1893

August 31, 2026

SUMMARY

This *2026 Semi-Annual Groundwater Monitoring and Corrective Action Report*, Georgia Power Company - Plant Scherer Ash Pond 1 (AP-1), Juliette, Monroe County, Georgia (GA), was prepared to document groundwater monitoring activities from January 1 through June 30, 2026 for AP-1. Groundwater monitoring and reporting for AP-1 is performed by WSP USA Inc. (WSP) in accordance with the United States Environmental Protection Agency (US EPA) Coal Combustion Residuals (CCR) Rule published in the Code of Federal Regulations (CFR) Title 40 Part 257 (40 CFR Part 257, Subpart D) dated April 17, 2015, and revised July 2018, 40 CFR § 257.90 through § 257.98. As required in 40 CFR § 257.90(e), this semi-annual report describes the status of the groundwater monitoring program, summarizes key actions completed, and presents projected key activities for the upcoming reporting period at AP-1. Other CCR Landfill units on-site at Plant Scherer (Cell 1 and PAC Ash Cell) are reported separately.

Plant Scherer is a coal-fired power generation facility located in northeast Monroe County approximately 5 miles south of Juliette, GA. The property occupies approximately 13,000 acres and is bounded on the south by Lake Juliette. The planned closure of the AP-1 unit includes consolidation and capping of the ash within the 550-acre unit to a smaller footprint covering approximately 300 acres.

Plant Scherer Ash Pond 1

Groundwater at AP-1 is monitored with a comprehensive well network system comprised of upgradient and downgradient wells that meets federal and state monitoring requirements. Routine sampling and reporting for AP-1 began after background groundwater conditions were established for Appendix III and IV constituents between 2016 and 2018. Based on groundwater conditions at the Site, an assessment monitoring program was established for AP-1 in accordance with § 257.95 on May 15, 2018.

During the 2026 semi-annual reporting period, AP-1 remained in assessment monitoring. Groundwater elevation measurements were recorded at AP-1 monitoring wells within a 24-hour period prior to each sampling event. The elevation data were used to confirm the groundwater flow direction, and to confirm that the groundwater monitoring well network for the CCR unit effectively monitors groundwater downgradient of the unit.

The groundwater semi-annual monitoring event for AP-1 was conducted in February 2026 (first semi-annual). Groundwater samples were collected and analyzed for both Appendix III and Appendix IV constituents from each of the Site monitoring wells. Detection well SGWC-10A was installed in September 2025 to replace SGWC-10, which had gone dry during dewatering of AP-1. SGWC-10 was converted to a piezometer in July 2026. Sample collection at replacement well SGWC-10A began February 2026. Detection well SGWC-18 could not be sampled in February 2026 due to an insufficient amount of water in the well as a result of the dewatering of AP-1.

Replacement of the well will be evaluated after a second attempt to sample the well during the next (August 2026) sampling event.

Analytical data from the February and May 2026 monitoring events has been statistically analyzed in accordance with the Site's certified statistical analysis method and *Groundwater Monitoring Plan* (GWMP). For the February 2026 semi-annual monitoring event, statistically significant increases (SSIs) above the prediction limit and statistically significant levels (SSLs) above the groundwater protection standard for specific Appendix III and Appendix IV constituents are summarized below. The AP-1 well network remains in assessment monitoring.

Appendix III Constituent	Prediction Limit SSIs, February 2026
Boron	SGWC-9, SGWC-11, SGWC-13, SGWC-14, SGWC-15, SGWC-16, SGWC-17, SGWC-19, SGWC-20, SGWC-21, SGWC-22, SGWC-23
Calcium	SGWC-8, SGWC-9, SGWC-12, SGWC-13, SGWC-14, SGWC-17, SGWC-19, SGWC-21
Chloride	SGWC-7, SGWC-8, SGWC-9, SGWC-11, SGWC-12, SGWC-13, SGWC-14, SGWC-15, SGWC-16, SGWC-17, SGWC-19, SGWC-20, SGWC-21, SGWC-22, SGWC-23
Fluoride	SGWC-7, SGWC-8, SGWC-11, SGWC-15, SGWC-19, SGWC-20, SGWC-21
pH	SGWC-15, SGWC-20
Sulfate	SGWC-7, SGWC-8, SGWC-9, SGWC-11, SGWC-12, SGWC-13, SGWC-14, SGWC-15, SGWC-16, SGWC-17, SGWC-19, SGWC-20, SGWC-21, SGWC-22, SGWC-23
TDS	SGWC-8, SGWC-9, SGWC-12, SGWC-13, SGWC-14, SGWC-15, SGWC-17, SGWC-19, SGWC-20, SGWC-21
Appendix IV Constituent	**Confidence Interval SSLs, February 2026**
Cobalt	SGWC-10, SGWC-11, SGWC-14, SGWC-15, SGWC-18, SGWC-20

In response to the SSLs of cobalt, Georgia Power initiated an assessment of corrective measures (ACM) on November 18, 2021, and prepared an ACM Report on April 15, 2022. Georgia Power will continue through the ACM evaluation following the timelines and requirements of Georgia (GA) Environmental Protection Division (EPD) Rules of Solid Waste Management 391-3-4-.10 (Georgia CCR Rule) and 40 CFR § 257.96. Pursuant to the requirements of § 257.96 a semi-annual report on the progress of remedy selection has been documented herein. A draft Remedy Selection Report was submitted to Georgia EPD on February 27, 2026. For this reason, a Remedy Selection and Design Progress Report is not included in this *2026 Semi-Annual Groundwater Monitoring and Corrective Action Report*. Going forward, the status of the Remedy Selection progress will be documented within each semi-annual monitoring report until such progress reporting is no longer required.

Based on review of the Appendix III and Appendix IV statistical results completed for the groundwater monitoring and corrective action program during the 2026 semi-annual reporting period, the Site will remain in assessment monitoring. Georgia Power will continue routine groundwater monitoring and reporting at the Site. Reports will be posted to the website and provided to GA EPD semi-annually.

Table of Contents

CERTIFICATION ..... **vii**

1.0 INTRODUCTION **1**

1.1 Site Description and Background 1

1.2 Regional and Site Geology and Hydrogeologic Setting 2

1.3 Groundwater Monitoring Well Network 3

2.0 GROUNDWATER MONITORING ACTIVITIES **3**

2.1 Monitoring Well Installation and Maintenance 3

2.2 Assessment Monitoring 4

2.3 Supplemental Sampling 4

3.0 SAMPLE METHODOLOGY AND ANALYSIS **4**

3.1 Groundwater Level Measurements 4

3.2 Groundwater Gradient and Flow Velocity 5

3.3 Groundwater Sampling 5

3.4 Laboratory Analyses 6

3.5 Quality Assurance and Quality Control Summary 6

4.0 STATISTICAL ANALYSES **7**

4.1 Statistical Method 7

4.1.1 Appendix III Statistical Methods 7

4.1.2 Appendix IV Assessment Monitoring Statistical Methods 7

4.2 Statistical Analysis Results 8

4.2.1 First Semi-Annual 2026 – Appendix III Statistical Results 8

4.2.2 First Semi-Annual 2026 – Appendix IV Statistical Results 8

4.2.3 First Semi-Annual 2026 Trend Evaluation 8

5.0 ASSESSMENT MONITORING AND DELINEATION STATUS **8**

6.0 ASSESSMENT OF CORRECTIVE MEASURES **9**

7.0 MONITORING PROGRAM STATUS **10**

8.0 CONCLUSIONS AND FUTURE ACTIONS 10

9.0 REFERENCES 11

Tables

Table 1: Summary of Monitoring Well, Assessment Well and Piezometer Construction Data

Table 2: Groundwater Sampling Event Summary

Table 3: Summary of Groundwater Elevations

Table 4: Groundwater Flow Velocity Calculations – February 2026

Table 5: Groundwater Analytical Data Summary – February and May 2026

Table 6: Summary of Background Levels and GWPS

Figures

Figure 1: Site Location Map

Figure 2: Site Plan, Monitoring Well and Piezometer Location Map

Figure 3: Potentiometric Surface Map – February 23, 2026

Figure 4A: Cobalt Isoconcentration Map – February - May 2026

Figure 4B: Inset B - Cobalt Isoconcentration Map – February - May 2026

Figure 4C: Inset C - Cobalt Isoconcentration Map – February - May 2026

Figure 4D: Inset D - Cobalt Isoconcentration Map – February - May 2026

Appendices

Appendix A: Field Data Forms and Instrument Calibration Records

Appendix B: Analytical Results, Data Validation Summaries, and Laboratory Accreditation

Appendix C: Well Condition Assessment Forms and Well Maintenance and Repair Documentation Memorandum

Appendix D: Statistical Analyses

Appendix E: Bench Scale Kinetic Testing Results

Certification

This *2026 Semi-Annual Groundwater Monitoring and Corrective Action Report*, Plant Scherer Ash Pond 1 (AP-1) has been prepared in compliance with the United States Environmental Protection Agency Coal Combustion Residual Rule (40 Code of Federal Regulations [CFR] 257 Subpart D), specifically § 257.90(e), and the Georgia Environmental Protection Division Rules for Solid Waste Management 391-3-4-.10 by a qualified groundwater scientist or engineer with WSP USA Inc. I hereby certify that I am a qualified groundwater scientist, in accordance with the Georgia Rules of Solid Waste Management 391-3-4-.01.

WSP USA INC.



Dawn L. Prell, CPG
Technical Principal, Hydrogeologist

Rhonda N. Quinn, PG
Georgia Registered Professional Geologist No. 1031

Mark T. Prytula, PhD, PE
Georgia Professional Engineer No. 026729

1.0 INTRODUCTION

In accordance with the United States (US) Environmental Protection Agency (EPA) Coal Combustion Residuals (CCR) Rule 40 Code of Federal Regulations (CFR) 257 Subpart D and the Georgia (GA) Environmental Protection Division (EPD) Rules of Solid Waste Management 391-3-4-.10 (Georgia CCR Rule), WSP USA Inc. (WSP) has prepared this Semi-*Annual Groundwater Monitoring and Corrective Action Report* to document groundwater monitoring activities performed from January to June 2026 at Georgia Power's Plant Scherer (Scherer) Ash Pond 1 (AP-1, Site). For ease of reference, the US EPA CCR Rule is cited within this report.

This report includes the results of the first semi-annual monitoring event conducted in February 2026; and the results of the first background sampling of replacement detection monitoring well SGWC-10A. Well SGWC-10A was first sampled in February 2026 and sampled for the first background data collection event in May 2026 for statistical analysis. Two piezometers were converted to assessment wells (PZ-29S and PZ-30I) in October 2025 in response to the SSL of cobalt at SGWC-14 and were sampled in February 2026. Analytical results show that cobalt is horizontally and vertically delineated for cobalt in the vicinity of well SGWC-14. Quarterly background data collection will continue for new detection wells until four samples have been collected to confirm delineation per the Site's statistical analysis plan.

Due to statistically significant increases (SSIs) of Appendix III parameters, Georgia Power initiated an assessment monitoring program for AP-1 in 2018. An Alternate Source Demonstration (ASD) was submitted to GA EPD on January 14, 2019, to address statistically significant levels (SSLs) of cobalt identified at wells SGWC-10, SGWC-11, SGWC-15, SGWC-18, and SGWC-20. Following review of the ASD report, GA EPD issued a notice of non-concurrence, dated August 2021, which acknowledged that cobalt is naturally occurring in groundwater but required additional lines of evidence for approval. Following receipt of GA EPD's notice, Georgia Power initiated an assessment of corrective measures (ACM) on November 18, 2021. Georgia Power is performing an ACM following the timelines and requirements of Georgia CCR Rule 391-3-4-.10(6)(a) and 40 CFR § 257.96. Pursuant to § 257.96(b), Georgia Power continues to monitor groundwater at AP-1 in accordance with the assessment monitoring program established for the unit in 2018, including semi-annual monitoring and reporting.

The following sections describe the Site setting and monitoring program, analytical data collected from the most recent sampling events, statistical analysis of the data, a description of groundwater flow direction and rate, and a discussion of the current findings with relevant conclusions and recommendations for future monitoring activities at the Site.

1.1 Site Description and Background

Plant Scherer is a coal-fired power generation facility located in northeast Monroe County approximately 5 miles south of Juliette, GA. The Plant Scherer property occupies approximately 13,000 acres and is bounded on the south by Lake Juliette. The Plant is primarily surrounded by agricultural and residential use. Figure 1 depicts the location of Plant Scherer relative to the surrounding area.

CCR produced from power generation has historically been stored in AP-1. Figure 2 depicts the general configuration of AP-1 and Site monitoring wells. As of 2019, AP-1 no longer received CCR and as of October 30, 2020, AP-1 no longer received non-CCR waste streams. A permit application for closure of AP-1 was submitted to GA EPD, last updated in September 2024, and is currently under review.

Plant Scherer is located within the Piedmont Physiographic Province of central Georgia, which is characterized by gently rolling hills and narrow valleys, with locally pronounced linear ridges. Overall, the property slopes gently south toward Lake Juliette and east toward the Ocmulgee River (Figure 1). AP-1 is located on a topographically high area, with several relatively small, intermittent, and perennial creeks and streams surrounding the pond. Several isolated hilltops occur west of the pond and represent topographic high points on the Site. Topographic relief across the Site is greater than 200 feet, with a natural topographic high of over 570 feet above North American Vertical Datum of 1988 (feet NAVD 88) occurring along the ridge west of AP-1, and a topographic low of less than 370 feet NAVD 88 in the eastern portion of the Site near Berry Creek.

1.2 Regional and Site Geology and Hydrogeologic Setting

The following section includes a general description of regional geologic and hydrogeologic characteristics of formations that occur beneath the Site. Information presented in this section is based on published literature, discussion with local geologic experts, and experience working in this geologic terrain. The *Hydrogeologic Assessment Report* (WSP, 2024a) provides further details.

Plant Scherer is located within the center of the East Juliette, GA US Geological Survey (USGS) 7.5-minute topographic quadrangle. The Piedmont/Blue Ridge geologic province contains some of the oldest rocks in the Southeastern US. Since their origin, approximately 276 to 1,100 million years ago (Ma), these late Precambrian (Neoproterozoic) to late Paleozoic (Permian) rocks have undergone repeated cycles of igneous intrusions and extrusions, metamorphism, folding, faulting, shearing, and silicification. The latest regional metamorphism and associated deformation have been attributed to the collision of the North America plate with the Eurasian plate approximately 200 to 230 Ma. Later deformation and emplacement of mafic dikes is associated with the rifting of the North American craton during the Mesozoic and Cenozoic Eras.

The metamorphic and igneous rocks that underlie the area have been subjected to physical and chemical weathering, which has created a landscape dissected by creeks and streams forming a dendritic drainage pattern. These rocks are deeply weathered due to the humid climate and bedrock is typically overlain by a variably thick blanket of residual soils and saprolite. The overall depth of weathering in the Piedmont/Blue Ridge is generally about 20 to 60 feet; however, the depth of weathering along discontinuities and/or very feldspathic rock units may extend to depths greater than 100 feet. Because of such variations in rock types and structure, the depth of weathering can vary significantly over short horizontal distances.

Locally, boring logs and monitoring/piezometer installation logs were used to evaluate the hydrostratigraphy of the Site. Material types identified included residual soils, saprolitic soils, saprolitic rock (or partially weathered rock if blow counts were provided), transitionally weathered rock; all of which are referred to as overburden overlying the competent bedrock below. Residual and saprolitic soils, primarily sandy silt, silty sand, sandy clay, and silty clay occur as a variably thick blanket overlying bedrock across most of the Site. The thickness of the soil encountered in the borings is variable, ranging from little to no soil where outcrop is encountered at the surface, to as much at 168 feet. Thickness of saprolitic soils /or saprolitic rock are also variable across the Site. The saturated thickness of the overburden material ranges from 2 feet to over 40 feet.

Based on a review of boring and well construction logs, the screen sections and filter pack intervals for most of the piezometers and monitoring wells installed at the Site are located within the overburden. Based on groundwater elevations, groundwater generally flows from the west and northwest towards AP-1 and then radially (following topography) away from the ridge to the northeast and east, southeast, and south and southwesterly

directions across the Site. This groundwater flow pattern is consistent with historical observations. The direction and gradient of topography and groundwater surface suggest and support an unconfined, phreatic or water table aquifer generally within the overburden.

Field hydraulic conductivity tests (i.e., slug tests) performed in a variety of geologic materials on site indicate an average horizontal hydraulic conductivity of 2.27 feet/day (ft/day), and a median of 1.29 feet/day (WSP, 2024a). This hydraulic conductivity is generally consistent with regional measurements within Piedmont overburden (Heath, 1982).

1.3 Groundwater Monitoring Well Network

A groundwater monitoring system was installed within the uppermost aquifer at Plant Scherer AP-1 in accordance with § 257.91 (Golder, 2018). The monitoring system is intended to monitor groundwater passing the waste boundary of AP-1 within the uppermost aquifer. Wells are located upgradient and downgradient of AP-1 based on groundwater flow direction inferred from the potentiometric surface elevation contour maps. A network of 25 wells is in place for groundwater monitoring near AP-1. Assessment wells monitor the horizontal and vertical limits of cobalt concentrations exceeding the groundwater protection standard (GWPS). Table 1 includes the pertinent construction details for the AP-1 monitoring well and assessment well network at Plant Scherer.

A series of groundwater piezometers have also been installed at the Site for gauging groundwater elevations. Table 1 also includes pertinent construction details for the AP-1 piezometers. Landfill Cell 1 and PAC Ash Cell wells are discussed in a separate report. The detection monitoring well network has been certified by a Registered Professional Engineer in Georgia and notice of that certification has been placed in the Plant Scherer Operating Record.

2.0 GROUNDWATER MONITORING ACTIVITIES

In accordance with 40 CFR § 257.90(e), the following subsections describe monitoring-related activities performed during the 2026 monitoring period and presents the status of the monitoring program. Groundwater sampling was performed in accordance with 40 CFR § 257.93. Samples were collected from each well in the certified groundwater monitoring well system. The location of each of these monitoring wells is shown on Figure 2. Table 2 presents a summary of groundwater sampling events completed for AP-1 in 2026 first semi-annual period. Field Data Forms and Instrument Calibration Forms for the first semi-annual event in 2026 are included in Appendix A. Analytical results, laboratory accreditation, and data validation summaries are included in Appendix B.

2.1 Monitoring Well Installation and Maintenance

Field activities included visual inspection of well conditions prior to sampling, recording conditions around each well, and performing exterior maintenance to provide safe access for sampling. Monitoring wells are inspected semi-annually to determine if any repairs or corrective actions are necessary to meet the requirements of the Georgia Water Well Standards Act (O.C.G.A. § 12-5-134(5)(d)(vii)).

Detection well SGWC-18 could not be sampled in February 2026 due to an insufficient amount of water in the well as a result of the dewatering of AP-1. Replacement of the well will be evaluated after a second attempt to sample the well during the next (August 2026) sampling event. The well condition inspection forms from each sampling event are included in Appendix C.

2.2 Assessment Monitoring

Pursuant to § 257.94(e)(3), an assessment monitoring program has been established for AP-1 at Plant Scherer based on statistically significant increases. A notice of assessment monitoring was placed in the Plant Scherer Operating Record on May 15, 2018.

The semi-annual groundwater sampling event was conducted for AP-1 in February 2026 and quarterly background sampling of SGWC-10A in May 2026. Samples were collected from each well in the detection and assessment monitoring networks for Appendix III and Appendix IV constituents presented in Table 1. Table 2 presents a summary of groundwater sampling events completed for AP-1 and the status of the monitoring network.

Results of the sampling activities conducted in the first half of 2026 are discussed in Section 5.0, and the data are presented in Appendix B.

Groundwater samples collected from the detection and assessment monitoring well networks in the first half of 2026 were also analyzed for supplemental ions (magnesium, potassium, sodium, total and bicarbonate alkalinity, and iron) to support the evaluation of corrective measures.

2.3 Supplemental Sampling

Additional monitoring as recommended by the Risk Evaluation Report (Wood, 2021) was also completed at Site piezometers PZ-25S and PZ-25I. The results are summarized in Table 5, and the laboratory reports are provided in Appendix B.

3.0 SAMPLE METHODOLOGY AND ANALYSIS

Semi-annual groundwater sampling events were conducted for AP-1 in February 2026. Background sampling of detection well SGWC-10A was conducted in May 2026. During the 2026 semi-annual sampling events, groundwater samples were collected for Appendix III constituents and Appendix IV constituents along with supplemental ions from each detection and assessment monitoring wells. Results of sampling activities conducted in first half of 2026 are presented in Appendix B.

3.1 Groundwater Level Measurements

Groundwater elevations were recorded on February 23, 2026 from the Site monitoring wells and piezometers. Water levels from each of the monitoring events are provided in Table 3. Review of Table 3 shows an overall decrease in groundwater elevations between the February 2025 and February 2026 monitoring events. The recorded water level data from the semi-annual monitoring event were used to develop a potentiometric surface elevation contour map as presented on Figure 3. A 10-foot contour interval of the piezometric surface is used to track the general groundwater flow across the entire site. The groundwater flow directions shown on Figure 3 are inferred from the potentiometric surface, indicating that groundwater generally flows from the west and northwest towards AP-1 and then radially (following topography) away from the ridge to the northeast and east, southeast and south, and southwesterly directions across the Site. This groundwater flow pattern is consistent with historical observations. The consistent correlation in direction and gradient of topography and groundwater surface suggests and supports an unconfined, phreatic or water table aquifer within the overburden.

Dewatering of AP-1 commenced in March 2025, resulting in local flow inward toward the pumping system at the northern, eastern, and southeast boundaries of AP-1. Along the northern boundary of AP-1, in the vicinity of wells

SGWC-10 and SGWC-11, this inward groundwater flow is more prevalent than in other areas (Figure 3). As a result of the dewatering efforts, the depth of water available in detection monitoring well SGWC-18 (a few inches) was measured for a water level but was insufficient for a sample during this event. This temporary change in local flow direction inward toward the pond is expected to remain while dewatering continues.

3.2 Groundwater Gradient and Flow Velocity

Groundwater flow rates at the Site were calculated based on hydraulic gradients, hydraulic conductivity from previous slug test results, and an estimated effective porosity of the screened horizon. Based on available slug test data, an average hydraulic conductivity of approximately 2.27 feet per day and a median value of 1.29 feet per day (ft/day) are used in the flow calculations. The hydraulic gradient was calculated between well pairs shown on Table 4. An effective porosity of 0.2 was used based on the default values for effective porosity recommended by US EPA for a silty sand-type soil (US EPA, 1996).

Horizontal flow velocity was calculated using the commonly used derivative of Darcy's Law:

Where: $$V = \frac{K * i}{n_e}$$

$V =$ Groundwater flow velocity $\left(\frac{feet}{day}\right)$

$K =$ Average Hydraulic Conductivity of the aquifer $\left(\frac{feet}{day}\right)$

$i =$ Horizontal hydraulic gradient $\left(\frac{feet}{feet}\right)$

$n_e =$ Effective porosity

Using this equation and groundwater elevation data from February 2026, horizontal groundwater velocities are calculated for various areas of the Site and are tabulated on Table 4.

As presented on Table 4, groundwater flow velocities across AP-1 range from approximately 0.01 feet/day (4 feet/year) to 0.22 feet/day (80 feet/year) in February 2026. These calculated groundwater velocities across AP-1 are consistent with historical calculations.

3.3 Groundwater Sampling

Groundwater samples were collected in accordance with § 257.93(a). Monitoring wells were purged and sampled using low-flow sampling procedures. Dedicated and/or non-dedicated peristaltic and low-flow pneumatic bladder pumps were used to purge and sample the wells. Non-dedicated equipment was decontaminated in accordance with US EPA Region 4 standard operating procedures (US EPA, 2025a). During purging of each well, field measurements of temperature, specific conductance, dissolved oxygen (DO), pH, and oxidation-reduction potential (ORP) were recorded using a SmarTroll© (an In-Situ® field instrument) or an Aqua TROLL 400 along with a separate turbidity meter to verify stabilization.

Groundwater samples were collected when the following general stabilization criteria were met:

- 0.1 standard units (S.U.) for pH
- 5% for specific conductance
- 0.2 milligrams per liter (mg/L) for DO or 10% if DO > 0.5 mg/L (whichever is greater)
- Turbidity less than 5 nephelometric turbidity units (NTU)

Field data and sampling notes for each monitoring well are recorded on field sampling forms, which contain a description of the sampling equipment, sampling method, purge rate, field observations, and depth to water measurements at each monitoring location. Deviations from stabilization criteria, if applicable, are identified on field sampling forms. Following well stabilization, unfiltered samples were collected directly into appropriately preserved, laboratory-supplied sample containers, placed in iced coolers, and submitted to the laboratory following standard chain-of-custody protocol. Field data forms ("Low-Flow Test Reports") generated directly from the SmarTroll® or Aqua TROLL 400, field sampling forms, and daily instrument calibration logs are included in Appendix A. Chain of-custody records are provided in Appendix B.

3.4 Laboratory Analyses

Groundwater samples were collected during the first semi-annual groundwater monitoring event in 2026. Because AP-1 is currently in assessment monitoring, groundwater samples from AP-1 detection and assessment monitoring wells were analyzed for Appendix III and Appendix IV monitoring parameters per 40 CFR Parts 257. Supplemental wells, PZ-25S and PZ-25I were analyzed for select parameters in February 2026. Groundwater samples were also analyzed for supplemental ions (magnesium, potassium, sodium, total and bicarbonate alkalinity, and iron). Table 5 presents tabulated summaries of the first half of the 2026 sampling results.

The required laboratory analyses were performed by Eurofins Environmental Testing (Eurofins) locations in St. Louis, Missouri and Atlanta, Georgia. Eurofins is accredited by National Environmental Laboratory Accreditation Program (NELAP) and maintain a NELAP certification for all parameters analyzed for this project. Groundwater data and chain of custody records for the monitoring event are presented in Appendix B.

3.5 Quality Assurance and Quality Control Summary

During each sampling event, quality assurance/quality control (QA/QC) samples are collected at a rate of at least one sample per every 10 samples. Equipment blanks (where non-dedicated sampling equipment is used), field blanks, and duplicate samples were also collected during each sampling event. QA/QC sample data were evaluated during data validation and are included in Appendix B.

A value followed by a "J" flag in tables and laboratory reports indicates that the value is an estimated analyte concentration detected between the method detection limit (MDL) and the laboratory reporting limit (RL). The estimated value is positively identified but is below the lowest concentration that can be reliably quantified within specified limits of precision and accuracy under routine laboratory operating conditions.

Groundwater quality data in this report were independently validated in accordance with US EPA Region 4 Data Validation Standard Operating Procedures (US EPA, 2011a, 2011b), National Functional Guidelines for Inorganic Superfund Methods Data Review (US EPA, 2020) US Department of Energy, Evaluation of Radiochemical Data Usability (Paar, 1997) and the analytical methods. Data validation generally consisted of reviewing sample integrity, holding times, laboratory method blanks, laboratory control samples, matrix spikes/matrix spike duplicate recoveries and relative percent differences (RPDs), laboratory, and field duplicate RPDs, field and equipment blanks, and reporting limits. Where appropriate, validation qualifiers and flags were applied to the data per US EPA procedures and guidance. Data validation summary reports prepared by WSP are included in Appendix B. Flagged data identified in the statistical analysis reports are described in the following section. The validated data meet project objectives, and the results are presented in Table 5.

4.0 STATISTICAL ANALYSES

Statistical analysis of Appendix III and Appendix IV groundwater monitoring data was performed pursuant to § 257.93-95 following the established statistical method for AP-1 and the Site's *Groundwater Monitoring Plan*.

4.1 Statistical Method

The selected statistical method for AP-1 was developed in accordance with § 257.93(f) using methodology presented in *Statistical Analysis of Groundwater Data at RCRA Facilities*, Unified Guidance, US EPA 530/R-09-007 (Unified Guidance; US EPA, 2009). Sanitas Statistical Software (Sanitas™) was used to perform the statistical analyses of groundwater data. Sanitas™ is a decision-support software package that incorporates the statistical tests required of Subtitle C and D facilities by US EPA regulations and guidance as recommended in the Unified Guidance (US EPA, 2009). A summary table of the statistical results accompanies the prediction limits for Appendix III and confidence intervals for Appendix IV in Appendix D.

Based on a recent re-evaluation by Groundwater Stats Consulting, the background data periods for cobalt at SGWA-1 and SGWA-25 have been truncated to exclude historical concentrations that are no longer representative of current background conditions. The revised background periods for statistical analyses of cobalt include data from October 15, 2018 through the most recent event (February 2026) at SGWA-1 and data from September 14, 2020 through the most recent event (February 2026) at SGWA-25. This truncation of the background data period for wells SGWA-1 and SGWA-25 has resulted in a lower GWPS.

4.1.1 Appendix III Statistical Methods

For Appendix III constituents, groundwater monitoring data was statistically evaluated using interwell prediction limits. The Sen's Slope/Mann Kendall trend test was also performed to evaluate concentrations over time and determine whether concentrations are statistically increasing, decreasing, or stabilizing.

4.1.2 Appendix IV Assessment Monitoring Statistical Methods

For the Assessment Monitoring Program (Appendix IV constituents), parametric tolerance limits were used to calculate site specific background limits from pooled upgradient well data for Appendix IV parameters with a target of 95% confidence and 95% coverage. The confidence and coverage levels for nonparametric tolerance limits are dependent upon the number of background samples. The background limits were then used when determining the groundwater protection standard (GWPS) under 40 CFR § 257.95(h) and Georgia EPD Rule 391-3-4-.10(6)(a).

As described in 40 CFR 257.95(h)(1-3), adopted in GA EPD Rule 391-3-4-.10(6)(a) the GWPS is:

- The maximum contaminant level (MCL) established under 40 CFR §§ 141.62 and 141.66;
- Where an MCL has not been established, the Federal rule specified limits specified for cobalt (0.006 mg/L), lead (0.015 mg/L), lithium (0.040 mg/L), or molybdenum (0.100 mg/L); or
- The respective background level for a constituent when the background level is higher than the MCL or rule-identified GWPS.

Consistent with applicable regulatory requirements, GWPS were established for statistical comparison of Appendix IV constituents. Table 6 summarizes the background limit established and the corresponding GWPS for each constituent.

To complete the statistical comparison to GWPS, confidence intervals were constructed for each of the Appendix IV parameters in each downgradient well. Those confidence intervals were compared to the GWPS established per both the State and Federal rules. Only when the entire confidence interval is above a GWPS is the well/constituent pair considered to be above its respective standard and to be an SSL.

Tolerance limits for confidence interval calculations are updated to include current data for each of the events. Due to varying reporting limits in background samples, the most recent reporting limit is used when a result is below detection limits.

4.2 Statistical Analysis Results

Analytical data from the first semi-annual monitoring event conducted in February 2026 have been statistically analyzed in accordance with the Statistical Analysis Plan for AP-1. The statistical results of the February 2026 monitoring event are included in Appendix D.

4.2.1 First Semi-Annual 2026 – Appendix III Statistical Results

Based on statistical results presented in Appendix D, SSIs of boron, calcium, chloride, fluoride, pH, sulfate, and total dissolved solids (TDS) at various wells were identified following the February 2026 semi-annual monitoring event. A detailed list of the noted SSIs is provided in Appendix D. Based on review of the Appendix III statistical analyses results; assessment monitoring will continue pursuant to 40 CFR 257.94(f).

4.2.2 First Semi-Annual 2026 – Appendix IV Statistical Results

Analytical data from the February 2026 monitoring event at AP-1 have been statistically analyzed in accordance with the certified statistical analysis method for AP-1. Review of the statistical results indicates the following SSLs above the GWPS established according to both 40 CFR § 257.95(h) and 391-3-4-.10(6)(a):

AP-1 Confidence Interval Statistically Significant Level Exceedances February 2026	
Appendix IV Parameter	**AP-1 Monitoring Well**
Cobalt	SGWC-10, SGWC-11, SGWC-14, SGWC-15, SGWC-18, and SGWC-20

4.2.3 First Semi-Annual 2026 Trend Evaluation

February 2026 results for cobalt were further evaluated using the Sen's Slope/Mann Kendall trend test to determine whether concentrations are significantly increasing or decreasing. Upgradient wells are included in the trend analyses to identify whether similar patterns exist upgradient of the Site which is an indication of natural variability in groundwater. Results of trend analyses for cobalt are presented in the February 2026 Statistical Package in Appendix D. Statistically significant trends were noted for the following well/constituent pairs:

Increasing Trends (Cobalt)	**Decreasing Trends (Cobalt)**
None	SGWC-11, SGWC-18, and SGWC-20

5.0 ASSESSMENT MONITORING AND DELINEATION STATUS

CCR compliance groundwater monitoring activities have been performed for AP-1 since September 2016 pursuant to the CCR rule. Georgia Power initiated an assessment monitoring program in May 2018 after

identifying SSIs of Appendix III parameters in groundwater. Pursuant to § 257.95, samples were collected from the compliance monitoring wells and analyzed for Appendix IV constituents.

In accordance with Section 21.1.1 of the Unified Guidance (US EPA, 2009), four independent data points are the minimum population size recommended to construct confidence intervals required to assess SSLs for Appendix IV constituents. For each of the detection and assessment monitoring wells, statistical analyses have been performed and are discussed above in Section 4.0 and included in Appendix D.

To characterize the nature and extent of cobalt SSLs, multiple piezometers have been installed and sampled at the Site (WSP, 2026); refer to the table below for constituent delineation status. Specific details regarding the delineation status at AP-1, including isoconcentration contours for cobalt, are shown on Figures 4A to 4D.

Detection/Assessment Monitoring Well with SSL	Constituent of Concern	Vertical Delineation Well	Horizontal Delineation Well
SGWC-10[1]	Cobalt	PZ-69I	PZ-13S
SGWC-11	Cobalt	PZ-44I	PZ-14S
SGWC-14	Cobalt	PZ-70	PZ-29S
SGWC-15	Cobalt	PZ-17I	PZ-39S
SGWC-18	Cobalt	PZ-40I	PZ-41S
SGWC-20	Cobalt	PZ-42I	PZ-43S

[1] Monitoring well SGWC-10 had gone dry during dewatering of AP-1 and was replaced with new well, SGWC-10A, installed September 10, 2025. Statistical analyses of data from SGWC-10A are pending a minimum number of data points. Reported concentrations of cobalt from March 3, 2026 (0.0024 J mg/L) and May 19, 2026 (0.00070 J mg/L) at SGWC-10A are below the GWPS for May 2026. Georgia Power will continue to evaluate corrective measures in this area.

Horizontal and vertical delineation is complete on site, pending collection of a minimum number of data points for statistical analyses at well SGWC-14, based on review of analytical results, statistical analyses and the isoconcentration contours (Figures 4A to 4D). Well PZ-70 delineated the vertical extent of cobalt at SGWC-14 and well PZ-29S delineated the horizontal extent of cobalt at SGWC-14. Additionally, PZ-30I that is screened at depths comparable to vertical assessment well PZ-70, showed cobalt concentrations well below the GWPS for cobalt. The February 2026 analytical results from PZ-70, PZ-29S, and PZ-30I indicate the cobalt SSL at SGWC-14 is delineated. Each of the assessment monitoring wells will continue to be monitored and evaluated to determine the need for further action.

6.0 ASSESSMENT OF CORRECTIVE MEASURES

On November 18, 2021, Georgia Power initiated the ACM for cobalt and documented the ACM report in the operating record on April 15, 2022. Georgia Power will complete the evaluation of ACM alternatives following the timelines and requirements of Rule 394-3-4-.10(6)(d)4 and § 257.96 and § 257.94(e)(3).

In accordance with 40 CFR § 257.97(a), a Draft Remedy Selection Report was submitted to GA EPD on February 26, 2026. The Draft Remedy Selection Report (WSP, 2026) includes the following:

- The current groundwater conceptual site model applicable to evaluating groundwater corrective measures proposed in the ACM Report (Golder, 2022);
- An assessment of corrective action investigations completed;
- An evaluation of each corrective measure retained for further consideration following the completed investigations;
- A comparison of corrective measure options using the comparative criteria such as long- and short-term effectiveness and protectiveness, source control effectiveness, and ease of implementation; and
- A summary of the proposed corrective measure, or measures for AP-1.

The Draft Remedy Selection Report has been reviewed by GA EPD. A summary of ongoing remedy selection progress is included in the semi-annual groundwater monitoring report. The summary for first half of 2026 is as follows*:*

- Assessment wells PZ-29S, PZ-30I, and PZ-70 were sampled to delineate cobalt at detection well SGWC-14.
- On June 4, 2026, GA EPD provided written concurrence with Georgia Power's proposal in the draft remedy selection report to conduct an in-situ injection pilot study for treatment of cobalt, and Georgia Power is proceeding accordingly. A pilot study work plan is being developed and will be submitted to GA EPD for review before implementation.
- The results of the bench scale kinetic testing of potential injection reagents are being evaluated to select injection amendments for the SGWC-15 pilot study. The results of the bench testing are provided in Appendix E.

7.0 MONITORING PROGRAM STATUS

Statistical evaluations of the groundwater monitoring well data for AP-1 confirm SSIs of Appendix III groundwater monitoring parameters above background and SSLs of Appendix IV groundwater monitoring parameter (cobalt) above the GWPS. AP-1 will continue to be monitored in accordance with the assessment monitoring program pursuant to 40 CFR § 257.95. On November 18, 2021, Georgia Power initiated an ACM per Georgia CCR Rule 391-3-4-.10(6)(a) and § 257.96 to address the concentrations of cobalt in the Site groundwater. Pursuant to 40 CFR 257.95(g)(1)(iv), the assessment wells continue to be sampled as part of the ongoing semi-annual assessment monitoring program and the assessment of corrective measures.

8.0 CONCLUSIONS AND FUTURE ACTIONS

This *2026 Semi-Annual Groundwater Monitoring and Corrective Action Report*, Georgia Power Company - Plant Scherer Ash Pond 1 was prepared to fulfill the requirements of US EPA's 40 CFR § 257.95 and GA EPD's 391-3-4-.10. The groundwater flow direction interpreted during this event is consistent with historical evaluations, with the exception that, due to dewatering, groundwater flow at the unit boundary is currently inward toward AP-1 along the northern, eastern, and southeast boundaries. For example, water levels at detection monitoring wells have dropped between 4 and 10 feet as compared to pre-dewatering water levels.

Review of analytical results and statistical analyses developed for AP-1 indicates statistical exceedances of cobalt identified during 2026 first semi-annual event. Cobalt concentrations have shown statistically decreasing concentrations in three of the six wells (SGWC-11, SGWC-18, SGWC-20) with cobalt SSLs and no significant trend in the other three wells (SGWC-10, SGWC-14, SGWC-15). Groundwater data presented in this report are consistent with previous evaluations. The monitoring well network continues to effectively monitor the uppermost aquifer beneath AP-1 and compliance monitoring will be conducted in accordance with § 257.94 and § 257.95.

Georgia Power also plans to proactively utilize adaptive site management to support the remedial strategy and address potential changes in site conditions, as appropriate and with the approval of GA EPD. Under an adaptive site management strategy, a remedial approach will be selected whereby: (1) a corrective measure will be installed or implemented to address current conditions; (2) the performance of the corrective measure will be monitored, evaluated, and reported semi-annually; (3) the conceptual site model (CSM) will be updated as more data are collected; and (4) adjustments and augmentations will be made to the corrective measure(s), as needed, to assure that performance criteria and Site remedial objectives are met.

Based on the findings presented herein, assessment groundwater monitoring and the ACM in response to the SSLs of cobalt in site groundwater will continue for AP-1. The next scheduled sampling event is scheduled for July-August 2026. The July-August 2026 semi-annual assessment monitoring event will meet the requirements of § 257.95(b) and § 257.95(d)(1) and will include sampling and analysis of Appendix III and IV constituents.

9.0 REFERENCES

Combustion Residuals from Electric Utilities; Final Rule. [EPA-HQ-RCRA–2009–0640; FRL–9919–44– OSWER]. RIN–2050–AE81.

Golder, 2018. *2017 Annual Groundwater Monitoring and Corrective Action Report, Georgia Power Company Plant Scherer Ash Pond 1 (AP-1),* Golder Associates, Inc, January 30, 2018.

Golder, 2019. *Alternate Source Demonstration, Georgia Power Company Plant Scherer AP-1,* Golder Associates Inc, January 14, 2019.

Golder, 2022. *Assessment of Corrective Measures Report* – Plant Scherer Ash Pond 1 (AP-1)*,* Golder Associates USA Inc., April 15, 2022.

Heath, R.C., 1982. *Basic Ground-Water Hydrology*. Water Supply Paper 2220. U.S. Geological Survey, Federal Center, Box 25425, Denver, Colorado.

Paar, 1997. *Evaluation of Radiochemical Data Usability*, Paar J.G. and Porterfield D.R., US Department of Energy, April 1997.

Sanitas 2014. Groundwater Statistical Software, Sanitas Technologies, Shawnee, KS, 2007. www.sanitastech.com.

US EPA, 1996. *Soil Screening Guidance: User's Guide,* Second Edition, EPA/540/R-96-018, July.

US EPA, 2009. U.S. Environmental Protection Agency, Office of Resource Conservation and Recovery – Program Implementation and Information Division, Statistical Analysis of Groundwater Monitoring Data at RCRA Facilities, Unified Guidance. EPA 530/R-09-007, March 2009.

US EPA, 2011a. U.S. Environmental Protection Agency Region 4, Science and Ecosystem Support Division, Management & Technical Support Branch, Data Validation Standard Operating Procedure for Contract Laboratory Program Inorganic Data by Inductively Coupled Plasma – Atomic Emission Spectroscopy and Inductively Coupled Plasma – Mass Spectroscopy, (QAS-SOP-12), September 2, 2011.

US EPA, 2011b, U.S. Environmental Protection Agency Region 4, Science and Ecosystem Support Division, Quality Assurance Section, MTSB, Data Validation Standard Operating Procedures for Contract Laboratory Program Mercury Data by Cold Vapor Atomic Absorption, Revision 2.0, September 2011.

US EPA, 2017. Federal Register. Volume 80. No. 74. Friday April 17, 2015. Part II. Environmental Protection Agency. 40 CFR Parts 257and 261. Hazardous and Solid Waste Management System; Disposal of Coal Combustion Residuals from Electric Utilities; Final Rule. [EPA HQ RCRA–2009–0640; FRL–9919–44–OSWER]. RIN–2050–AE81.

US EPA, 2020. *National Functional Guidelines for Inorganic Superfund Methods Data Review*, Office of Superfund Remediation and Technology Innovation. OLEM 9240.0-51 [EPA 540-R-20-005]. Washington. DC, November 2020.

US EPA, 2023. U.S. Environmental Protection Agency Region 4, Laboratory Services and Applied Science Division, Operating Procedure, *Surface Water Sampling, LSASDPROC-201-R6,* April 22, 2023.

US EPA, 2025a. U.S. Environmental Protection Agency Region 4, Laboratory Services and Applied Science Division, Operating Procedure: *Field Equipment Cleaning and Decontamination,* (LSASDPROC-205-R5), May 1, 2025.

US EPA, 2025b. U.S. Environmental Protection Agency Region 4, Laboratory Services and Applied Science Division, Operating Procedure: *Groundwater Sampling* (LSASDPROC-301-R7), March 20, 2025.

Wood, 2021. *Risk Evaluation Report*, Plant Scherer Ash Pond 1, Juliette, Georgia, Wood Environment & Infrastructure Solutions, Inc., January 2021.

WSP, 2024a. *Hydrogeologic Assessment Report, Georgia Power Company, Plant Scherer Ash Pond 1 (AP-1)*, WSP USA Inc., September 2024.

WSP, 2024b. *2024 Semi-Annual Remedy Selection and Design Progress Report, Georgia Power Company, Plant Scherer Ash Pond 1*, WSP USA Inc., August 30, 2024.

WSP, 2024c. *Groundwater Monitoring Plan*, Plant Scherer Ash Pond AP-1 (AP-1), WSP USA Inc., September 4, 2024.

WSP, 2025a. 2024 Annual Groundwater Monitoring and Corrective Action Report – Plant Scherer Ash Pond 1, WSP USA Inc., January 31, 2025.

WSP, 2025b. *2024 Semi-Annual Remedy Selection and Design Progress Report, Georgia Power Company, Plant Scherer Ash Pond 1*, WSP USA Inc., January 31, 2025.

WSP, 2025c. *Piezometer (PZ-70 and PZ-71) Installation Report, Georgia Power Company- Plant Scherer Ash Pond 1 (AP-1),* WSP USA Inc., August 20, 2025.

WSP, 2025d. *2025 Semi-Annual Remedy Selection and Design Progress Report, Georgia Power Company, Plant Scherer Ash Pond 1*, WSP USA Inc., August 29, 2025.

WSP, 2025e. Monitoring Well (SGWC-10A) Installation Report*, Georgia Power Company- Plant Scherer Ash Pond 1 (AP-1),* WSP USA Inc., December 4, 2025.

WSP, 2026. *Draft Remedy Selection Report, Georgia Power Company, Plant Scherer Ash Pond 1*, WSP USA Inc., February 26, 2026.

Tables

Table 1
Summary of Monitoring Well, Assessment Well and Piezometer Construction Data
Georgia Power Company
Plant Scherer - Ash Pond 1
Monroe County, GA

Well ID	Well Designation	Location	Northing[1] (NAD 83)	Easting[1] (NAD 83)	Ground Surface Elevation (feet NAVD 88)[2]	Top of Casing Elevation (feet NAVD 88)[2]	Top of Screen Elevation (feet NAVD 88)[2][3]	Bottom of Screen Elevation (feet NAVD 88)[2][3]	Total Well Depth from (Feet Below Top of Casing)[5]	Groundwater Zone Screened	Installation Date
AP-1 DETECTION MONITORING WELL NETWORK											
SGWA-1	Detection	Upgradient	1119233.10	2399899.81	544.07	546.83	503.57	493.57	53.70	Saprolite	02/11/2015
SGWA-2	Detection	Upgradient	1119237.67	2399908.19	543.95	546.94	458.55	448.55	98.80	Bedrock	02/17/2015
SGWA-3	Detection	Upgradient	1120224.15	2399296.64	542.88	545.83	502.88	492.88	53.00	Saprolite	11/18/2015
SGWA-4	Detection	Upgradient	1121477.05	2401124.64	544.81	547.66	494.31	484.31	63.30	Saprolite	11/17/2015
SGWA-5	Detection	Upgradient	1118088.42	2397426.26	505.73	508.48	485.53	475.53	33.00	Saprolite	11/18/2015
SGWA-24	Detection	Upgradient	1118121.96	2400743.52	489.32	492.38	461.62	451.62	41.20	Saprolite	02/10/2015
SGWA-25	Detection	Upgradient	1120555.28	2400857.08	523.20	526.49	488.60	478.60	48.30	Saprolite	02/18/2015
SGWC-6	Detection	Downgradient	1122167.18	2401979.98	507.67	510.49	492.67	482.67	27.80	Saprolite	11/12/2015
SGWC-7	Detection	Downgradient	1122668.61	2402259.75	503.45	506.40	478.45	468.45	37.90	Bedrock	11/11/2015
SGWC-8	Detection	Downgradient	1122865.98	2402979.50	511.48	514.28	481.48	471.48	42.80	Bedrock	11/10/2015
SGWC-9	Detection	Downgradient	1122634.64	2403455.19	507.63	510.62	482.63	472.63	38.00	Saprolite	11/06/2015
SGWC-10A	Detection	Downgradient	1121888.60	2404043.98	506.90	509.49	469.00	459.00	50.86	Saprolite	09/10/2025
SGWC-11	Detection	Downgradient	1121542.11	2404332.12	508.62	511.47	478.62	468.62	42.90	Saprolite	10/29/2015
SGWC-12	Detection	Downgradient	1121576.75	2405009.92	497.70	500.53	460.70	450.70	50.40	Saprolite	10/30/2015
SGWC-13	Detection	Downgradient	1121274.85	2405761.20	479.92	482.71	454.92	444.92	37.80	Saprolite	11/04/2015
SGWC-14	Detection	Downgradient	1120966.13	2406329.89	473.32	476.72	448.52	438.52	38.70	Saprolite	02/24/2015
SGWC-15	Detection	Downgradient	1120191.20	2407093.92	479.66	482.75	444.86	434.86	48.30	Saprolite	02/26/2015
SGWC-16	Detection	Downgradient	1119221.42	2407155.89	457.03	460.31	428.23	418.23	42.50	Saprolite	03/03/2015
SGWC-17	Detection	Downgradient	1118308.77	2407267.44	414.93	418.00	400.83	390.83	27.60	Saprolite	03/11/2015
SGWC-18	Detection	Downgradient	1116947.75	2406931.32	510.31	513.29	476.21	466.21	47.50	Saprolite	03/17/2015
SGWC-19	Detection	Downgradient	1116024.59	2406097.05	475.83	478.94	451.63	441.63	37.70	Saprolite	03/18/2015
SGWC-20	Detection	Downgradient	1116020.73	2405307.67	501.49	504.60	486.49	476.49	28.10	Saprolite	11/19/2015
SGWC-21	Detection	Downgradient	1115409.88	2404197.33	484.67	487.67	470.17	460.17	27.90	Saprolite	05/06/2015
SGWC-22	Detection	Downgradient	1115540.08	2403001.81	515.41	518.02	478.91	468.91	52.70	Saprolite	01/22/2015
SGWC-23	Detection	Downgradient	1116693.80	2402131.07	520.02	523.10	480.72	470.72	52.80	Bedrock	02/03/2015
AP-1 ASSESSMENT MONITORING WELL NETWORK											
PZ-13S	Assessment	Downgradient	1121957.03	2404227.47	517.48	520.51	482.58	472.58	48.30	Saprolite	04/01/2015
PZ-14S	Assessment	Downgradient	1121852.80	2404820.56	508.68	512.13	474.18	464.18	48.40	Saprolite	03/26/2015
PZ-17I	Assessment	Downgradient	1120190.27	2407107.37	479.90	483.03	393.20	383.20	100.40	Bedrock	02/27/2015
PZ-29S	Assessment	Downgradient	1121269.19	2406618.29	488.50	491.31	453.70	443.70	47.80	Saprolite	05/26/2016
PZ-30I	Assessment	Downgradient	1121073.53	2407078.99	475.56	478.31	400.46	390.46	88.10	Bedrock	06/02/2016
PZ-39S	Assessment	Downgradient	1120178.43	2407470.49	471.79	474.58	405.79	395.79	79.20	Saprolite	08/21/2018
PZ-40I	Assessment	Downgradient	1116960.39	2406934.72	510.09	512.55	437.09	427.09	85.90	Bedrock	08/15/2018
PZ-41S	Assessment	Downgradient	1116799.18	2407124.98	488.56	491.50	453.56	443.56	47.90	Saprolite	08/16/2018
PZ-42I	Assessment	Downgradient	1116013.79	2405294.12	500.45	503.18	414.45	404.45	98.70	Bedrock	08/21/2018
PZ-43S	Assessment	Downgradient	1115598.12	2405507.16	501.19	504.03	460.69	450.69	53.30	Saprolite	08/17/2018
PZ-44I	Assessment	Downgradient	1121515.40	2404330.23	507.86	510.36	403.86	393.86	116.50	Bedrock	09/05/2018
PZ-69I	Assessment	Downgradient	1121906.36	2404051.35	506.00	508.85	410.00	400.00	108.90	Bedrock	01/12/2022
PZ-70	Assessment	Downgradient	1120974.87	2406323.71	472.41	476.30	413.35	403.35	72.90	Bedrock	06/05/2025

Table 1
Summary of Monitoring Well, Assessment Well and Piezometer Construction Data
Georgia Power Company
Plant Scherer - Ash Pond 1
Monroe County, GA

Well ID	Well Designation	Location	Northing[1] (NAD 83)	Easting[1] (NAD 83)	Ground Surface Elevation (feet NAVD 88)[2]	Top of Casing Elevation (feet NAVD 88)[2]	Top of Screen Elevation (feet NAVD 88)[2][3]	Bottom of Screen Elevation (feet NAVD 88)[2][3]	Total Well Depth from (Feet Below Top of Casing)[5]	Groundwater Zone Screened	Installation Date
PIEZOMETERS											
LPZ-01	Piezometer	Upgradient	1117001.58	2398513.19	549.97	553.29	495.97	485.97	69.10	PWR/Bedrock	11/10/2015
LPZ-02	Piezometer	Upgradient	1119972.34	2398004.93	511.07	514.52	501.07	491.07	23.40	Saprolite	11/20/2015
LPZ-03	Piezometer	Upgradient	1117883.86	2398657.00	512.15	515.45	487.15	477.15	38.30	Saprolite	11/18/2015
LPZ-04	Piezometer	Upgradient	1115962.59	2397083.47	458.11	461.24	440.11	430.11	43.10	Saprolite	11/19/2015
LPZ-05	Piezometer	Upgradient	1115328.95	2399698.53	521.51	524.51	479.41	469.41	60.50	Saprolite	11/05/2015
PZ-2I	Piezometer	Downgradient	1115544.85	2402990.76	514.81	517.56	440.91	430.91	87.10	Bedrock	01/27/2015
PZ-3S	Piezometer	Downgradient	1116085.04	2402533.80	514.37	517.29	474.77	464.77	52.90	Saprolite	01/29/2015
PZ-5I	Piezometer	Downgradient	1117484.15	2401816.71	520.63	523.26	484.03	474.03	49.60	Saprolite	02/04/2015
PZ-9I	Piezometer	Upgradient	1120562.72	2400862.76	523.31	526.57	453.51	443.51	83.50	Bedrock	02/19/2015
PZ-10S	Piezometer	Downgradient	1122338.03	2401768.92	514.38	517.53	489.88	479.88	38.10	Saprolite	05/05/2015
PZ-11S	Piezometer	Downgradient	1123169.22	2402767.44	526.04	529.31	490.04	480.04	49.30	Saprolite	04/06/2015
PZ-12S	Piezometer	Downgradient	1122684.90	2403618.46	514.54	517.69	480.54	470.54	47.50	Saprolite	04/01/2015
PZ-14I	Piezometer	Downgradient	1121866.36	2404822.43	509.73	512.89	424.93	414.93	98.40	Bedrock	03/25/2015
PZ-15S	Piezometer	Downgradient	1121486.96	2405558.59	497.44	500.60	467.74	457.74	43.30	Saprolite	04/28/2015
PZ-19I	Piezometer	Downgradient	1118588.47	2407251.56	414.54	417.76	353.04	343.04	75.10	Bedrock	03/04/2015
PZ-19S	Piezometer	Downgradient	1118587.24	2407241.54	414.54	417.80	399.94	389.94	28.30	Saprolite	03/04/2015
PZ-20I	Piezometer	Downgradient	1118318.15	2407273.36	414.31	417.41	345.11	335.11	82.70	Bedrock	03/10/2015
PZ-21S	Piezometer	Downgradient	1117639.19	2407006.52	470.60	473.74	457.60	447.60	26.50	Saprolite	03/12/2015
PZ-25I	Piezometer	Downgradient	1121837.80	2404573.04	525.77	528.39	410.97	400.97	127.60	Saprolite	05/24/2016
PZ-25S	Piezometer	Downgradient	1121848.11	2404567.52	525.48	528.24	480.78	470.68	57.80	Saprolite	05/25/2016
PZ-26S	Piezometer	Downgradient	1121696.65	2405733.23	489.07	491.65	454.27	444.27	47.60	Saprolite	06/01/2016
PZ-27D	Piezometer	Downgradient	1121558.94	2406023.17	472.41	475.43	367.61	347.61	128.00	Bedrock	06/17/2016
PZ-27S	Piezometer	Downgradient	1121565.33	2406028.25	473.13	475.80	438.33	428.33	47.70	PWR	05/26/2016
PZ-28I	Piezometer	Downgradient	1121394.06	2406373.94	481.44	484.18	422.84	412.84	71.50	Bedrock	06/03/2016
PZ-31I	Piezometer	Downgradient	1121204.03	2407445.73	463.96	466.89	399.06	389.06	78.00	Bedrock	06/02/2016
PZ-32D	Piezometer	Downgradient	1121089.64	2407719.37	462.36	465.42	366.56	336.56	129.10	Bedrock	06/01/2016
PZ-32S	Piezometer	Downgradient	1121089.22	2407698.44	462.27	465.06	417.47	407.47	57.80	Saprolite/PWR	06/01/2016
PZ-33I	Piezometer	Downgradient	1121245.25	2409064.05	466.45	469.38	400.65	390.65	78.90	Saprolite/Bedrock	06/08/2016
PZ-34S	Piezometer	Downgradient	1121331.59	2409288.37	440.83	443.67	405.53	395.53	48.30	PWR	06/04/2016
PZ-35I	Piezometer	Downgradient	1121598.57	2406058.33	474.57	474.40	429.27	419.27	55.30	Saprolite/Bedrock	06/22/2016
PZ-36I	Piezometer	Downgradient	1120410.99	2407256.25	478.86	481.52	393.56	383.56	98.20	Bedrock	06/05/2016
PZ-36S	Piezometer	Downgradient	1120401.04	2407248.04	479.40	482.35	434.40	424.40	58.40	Saprolite	08/22/2018
PZ-37I	Piezometer	Downgradient	1121178.48	2408419.19	479.48	482.18	418.48	408.48	73.90	TWR/Bedrock	06/02/2016
PZ-38I	Piezometer	Downgradient	1121475.86	2406352.98	482.23	482.24	418.43	408.43	74.00	Bedrock	06/23/2016
PZ-45D	Piezometer	Downgradient	1125296.24	2400250.55	509.74	512.33	399.74	344.74	167.60	Bedrock	03/09/2020
PZ-46D	Piezometer	Downgradient	1123512.22	2400923.25	447.07	450.28	423.57	393.57	56.70	TWR/Bedrock	03/17/2020
PZ-47D	Piezometer	Downgradient	1126623.42	2404366.80	406.76	410.01	396.66	381.66	28.40	Bedrock	03/11/2020
PZ-48S	Piezometer	Downgradient	1125014.71	2405779.92	441.30	444.33	390.55	380.55	64.00	Saprolite	03/04/2020
PZ-49D	Piezometer	Downgradient	1123429.73	2410615.29	364.88	367.41	288.88	258.88	108.50	Bedrock	03/06/2020
PZ-49S	Piezometer	Downgradient	1123434.46	2410605.99	365.19	367.89	350.19	340.19	28.00	Residual Soil	03/07/2020

Table 1
Summary of Monitoring Well, Assessment Well and Piezometer Construction Data
Georgia Power Company
Plant Scherer - Ash Pond 1
Monroe County, GA

Well ID	Well Designation	Location	Northing[1] (NAD 83)	Easting[1] (NAD 83)	Ground Surface Elevation (feet NAVD 88)[2]	Top of Casing Elevation (feet NAVD 88)[2]	Top of Screen Elevation (feet NAVD 88)[2][3]	Bottom of Screen Elevation (feet NAVD 88)[2][3]	Total Well Depth from (Feet Below Top of Casing)[5]	Groundwater Zone Screened	Installation Date
PIEZOMETERS (continued)											
PZ-50D	Piezometer	Upgradient	1103125.91	2408306.87	470.66	473.78	380.66	370.66	103.10	Bedrock	03/18/2020
PZ-51D	Piezometer	Upgradient	1119239.99	2399955.07	543.17	546.04	427.17	417.17	128.90	Bedrock	03/08/2020
PZ-52	Piezometer	Downgradient	1122822.91	2403622.69	519.43	521.84	452.43	442.43	79.40	Saprolite	03/17/2020
PZ-53	Piezometer	Downgradient	1121932.34	2404813.43	513.61	516.64	478.61	468.61	48.00	Saprolite	03/19/2020
PZ-54	Piezometer	Downgradient	1121509.71	2406555.15	490.17	492.96	455.17	445.17	47.80	Residual Soil	03/19/2020
PZ-55	Piezometer	Downgradient	1121931.60	2409132.43	444.15	447.21	418.15	408.15	39.10	Saprolite/TWR	03/20/2020
PZ-56	Piezometer	Downgradient	1123524.68	2409037.21	430.85	433.68	395.10	385.10	48.80	Bedrock	03/19/2020
PZ-57	Piezometer	Downgradient	1123405.64	2407361.88	436.45	439.51	387.45	377.45	62.10	TWR/Bedrock	03/19/2020
PZ-58	Piezometer	Downgradient	1123299.43	2405207.09	489.25	492.21	453.25	443.25	49.00	Residual Soil	03/16/2020
PZ-59D	Piezometer	Downgradient	1125229.89	2407668.93	382.86	385.86	328.86	313.86	72.00	Bedrock	03/27/2020
PZ-59S	Piezometer	Downgradient	1125213.65	2407658.45	382.83	385.93	368.83	358.83	27.10	Saprolite	03/20/2020
PZ-60D	Piezometer	Downgradient	1124410.72	2408242.87	386.43	389.34	317.03	286.73	102.60	Bedrock	03/29/2020
PZ-60S	Piezometer	Downgradient	1124400.44	2408243.59	386.36	389.88	376.36	366.36	23.50	Residual Soil/Saprolite	03/31/2020
PZ-61	Piezometer	Downgradient	1122537.21	2408531.43	436.79	439.27	397.34	387.34	51.90	TWR/Saprolite/Bedrock	04/11/2020
PZ-62	Piezometer	Downgradient	1122370.34	2406175.11	498.25	501.32	456.00	446.00	55.30	Saprolite	04/09/2020
PZ-63	Piezometer	Downgradient	1123955.38	2404060.61	498.87	501.54	468.87	458.87	42.70	Bedrock	04/12/2020
PZ-64	Piezometer	Downgradient	1123724.36	2406404.18	475.99	479.52	416.99	406.99	73.50	Bedrock	04/08/2020
PZ-65	Piezometer	Downgradient	1121937.16	2407733.04	429.57	432.42	409.57	399.57	33.10	Saprolite	04/11/2020
PZ-66	Piezometer	Downgradient	1124664.10	2409115.98	418.38	421.24	373.38	358.38	62.90	Bedrock	04/02/2020
PZ-66D	Piezometer	Downgradient	1124644.48	2409028.45	424.39	427.60	355.39[6]	-	269.20	Bedrock	05/06/2020
PZ-67	Piezometer	Downgradient	1125782.26	2408248.89	423.22	425.94	393.47	383.47	42.50	Saprolite	04/01/2020
PZ-67D	Piezometer	Downgradient	1125764.81	2408259.40	424.71	428.48	341.71[6]	-	304.80	Bedrock	04/25/2020
PZ-68	Piezometer	Downgradient	1125116.59	2407181.92	392.14	395.55	382.18	372.14	23.40	Saprolite/TWR	04/15/2020
PZ-71	Piezometer	Downgradient	1120942.87	2406394.55	475.56	479.80	450.36	440.36	39.40	Saprolite	06/05/2025
SGWC-10[8]	Piezometer	Downgradient	1121895.85	2404046.92	506.60	509.41	486.60	476.60	32.80	Saprolite	11/05/2015

Notes:

[1] Coordinates are in feet relative to North American Datum (NAD) 1983, State Plane, Georgia-West.

[2] Elevations shown are in datum NAVD 88, which indicates feet (ft) in elevation referenced to the North American Vertical Datum 1988.

[3] Well screen elevations are calculated by subtracting the depths to top and bottom of the well screen from the ground surface elevation.

[4] - = not applicable

[5] Total well depth accounts for sump if data provided on well construction logs.

[6] Elevation of the bottom of the outer well casing and elevation of top of open corehole.

[7] PWR = Partially Weathered Rock TWR = Transitionally Weathered Rock

[8] SGWC-10 was converted to a piezometer in July 2026.

Table 2
Groundwater Sampling Event Summary
Georgia Power Company
Plant Scherer - Ash Pond 1
Monroe County, GA

Well ID	Hydraulic Location	Well Designation	February 17, 2026 - March 02, 2026	May 19, 2026
			Assessment Event	Background Event
AP-1 Detection Monitoring Wells				
SGWA-1	Upgradient	Detection	X	
SGWA-2	Upgradient	Detection	X	
SGWA-3	Upgradient	Detection	X	
SGWA-4	Upgradient	Detection	X	
SGWA-5	Upgradient	Detection	X	
SGWA-24	Upgradient	Detection	X	
SGWA-25	Upgradient	Detection	X	
SGWC-6	Downgradient	Detection	X	
SGWC-7	Downgradient	Detection	X	
SGWC-8	Downgradient	Detection	X	
SGWC-9	Downgradient	Detection	X	
SGWC-10A	Downgradient	Detection	X	X
SGWC-11	Downgradient	Detection	X	
SGWC-12	Downgradient	Detection	X	
SGWC-13	Downgradient	Detection	X	
SGWC-14	Downgradient	Detection	X	
SGWC-15	Downgradient	Detection	X	
SGWC-16	Downgradient	Detection	X	
SGWC-17	Downgradient	Detection	X	
SGWC-19	Downgradient	Detection	X	
SGWC-20	Downgradient	Detection	X	
SGWC-21	Downgradient	Detection	X	
SGWC-22	Downgradient	Detection	X	
SGWC-23	Downgradient	Detection	X	
AP-1 Assessment Monitoring Wells				
PZ-13S	Downgradient	Assessment	X	
PZ-14S	Downgradient	Assessment	X	
PZ-17I	Downgradient	Assessment	X	
PZ-29S	Downgradient	Assessment	X	
PZ-30I	Downgradient	Assessment	X	
PZ-39S	Downgradient	Assessment	X	
PZ-40I	Downgradient	Assessment	X	
PZ-41S	Downgradient	Assessment	X	
PZ-42I	Downgradient	Assessment	X	
PZ-43S	Downgradient	Assessment	X	
PZ-44I	Downgradient	Assessment	X	
PZ-69I	Downgradient	Assessment	X	
PZ-70	Downgradient	Assessment	X	
AP-1 Addition Monitoring Wells				
PZ-25I	Downgradient	Piezometer	X	
PZ-25S	Downgradient	Piezometer	X	

Notes:
X - Indicates well sampled during event

Table 3
Summary of Groundwater Elevations
Georgia Power Company
Plant Scherer - Ash Pond 1
Monroe County, GA

		February 2026	
Well ID	**Top of Casing Elevation (feet, NAVD 88)**	**Depth to Water (feet, BTOC)**	**Groundwater Elevation (feet, NAVD 88)**
AP-1 DETECTION MONITORING WELLS			
SGWA-1	546.83	45.72	501.11
SGWA-2	546.94	44.47	502.47
SGWA-3	545.83	34.85	510.98
SGWA-4	547.66	46.94	500.72
SGWA-5	508.48	17.22	491.26
SGWA-24	492.38	15.67	476.71
SGWA-25	526.49	35.00	491.49
SGWC-6	510.49	22.50	487.99
SGWC-7	506.40	17.73	488.67
SGWC-8	514.28	27.54	486.74
SGWC-9	510.62	31.34	479.28
SGWC-10A	509.49	33.90	475.59
SGWC-11	511.47	36.50	474.97
SGWC-12	500.53	32.50	468.03
SGWC-13	482.71	21.21	461.50
SGWC-14	476.72	17.75	458.97
SGWC-15	482.75	35.35	447.40
SGWC-16	460.31	28.75	431.56
SGWC-17	418.00	3.12	414.88
SGWC-18	513.29	46.74	466.55
SGWC-19	478.94	16.39	462.55
SGWC-20	504.60	17.62	486.98
SGWC-21	487.67	1.90	485.77
SGWC-22	518.02	30.95	487.07
SGWC-23	523.10	37.73	485.37
AP-1 ASSESSMENT MONITORING WELLS			
PZ-13S	520.51	43.82	476.69
PZ-14S	512.13	41.10	471.03
PZ-17I	483.03	33.32	449.71
PZ-29S	491.31	34.84	456.47
PZ-30I	478.31	34.28	444.03
PZ-39S	474.58	41.52	433.06
PZ-40I	512.55	45.42	467.13
PZ-41S	491.50	34.58	456.92
PZ-42I	503.18	14.76	488.42
PZ-43S	504.03	26.02	478.01
PZ-44I	510.36	35.42	474.94
PZ-69I	508.85	33.45	475.40
PZ-70	476.30	17.47	458.83
AP-1 ADDITIONAL MONITORING WELLS			
PZ-25I	528.39	53.31	475.08
PZ-25S	528.24	53.13	475.11

Table 3
Summary of Groundwater Elevations
Georgia Power Company
Plant Scherer - Ash Pond 1
Monroe County, GA

		February 2026	
Well ID	**Top of Casing Elevation (feet, NAVD 88)**	**Depth to Water (feet, BTOC)**	**Groundwater Elevation (feet, NAVD 88)**
PIEZOMETERS			
PZ-2I	517.56	31.15	486.41
PZ-3S	517.29	35.34	481.95
PZ-5I	523.26	39.42	483.84
PZ-9I	526.57	34.90	491.67
PZ-10S	517.53	37.00	480.53
PZ-11S	529.31	41.72	487.59
PZ-12S	517.69	38.30	479.39
PZ-14I	512.89	41.21	471.68
PZ-15S	500.60	32.21	468.39
PZ-19I	417.76	5.42	412.34
PZ-19S	417.80	4.78	413.02
PZ-20I	417.41	4.38	413.03
PZ-21S	473.74	14.93	458.81
PZ-26S	491.65	26.54	465.11
PZ-27D	475.43	13.23	462.20
PZ-27S	475.80	13.61	462.19
PZ-28I	484.18	24.84	459.34
PZ-31I	466.89	33.49	433.40
PZ-32D	465.42	33.25	432.17
PZ-32S	465.06	31.46	433.60
PZ-33I	469.38	47.56	421.82
PZ-34S	443.67	22.59	421.08
PZ-35I	474.40	12.10	462.30
PZ-36I	481.52	38.56	442.96
PZ-36S	482.35	41.29	441.06
PZ-37I	482.18	53.47	428.71
PZ-38I	482.24	22.65	459.59
PZ-45D	512.33	34.81	477.52
PZ-46D	450.28	10.98	439.30
PZ-47D	410.01	11.25	398.76
PZ-48S	444.33	37.61	406.72
PZ-49D	367.41	5.23	362.18
PZ-49S	367.89	6.65	361.24
PZ-50D	473.78	NM	NM
PZ-51D	546.04	43.86	502.18
PZ-52	521.84	42.42	479.42
PZ-53	516.64	45.15	471.49
PZ-54	492.96	36.12	456.84
PZ-55	447.21	29.80	417.41
PZ-56	433.68	41.54	392.14
PZ-57	439.51	35.15	404.36
PZ-58	492.21	49.00	443.21

Table 3
Summary of Groundwater Elevations
Georgia Power Company
Plant Scherer - Ash Pond 1
Monroe County, GA

		February 2026	
Well ID	**Top of Casing Elevation (feet, NAVD 88)**	**Depth to Water (feet, BTOC)**	**Groundwater Elevation (feet, NAVD 88)**
PIEZOMETERS			
PZ-59D	385.86	5.45	380.41
PZ-59S	385.93	5.00	380.93
PZ-60D	389.34	8.99	380.35
PZ-60S	389.88	10.98	378.90
PZ-61	439.27	27.11	412.16
PZ-62	501.32	44.62	456.70
PZ-63	501.54	25.97	475.57
PZ-64	479.52	54.79	424.73
PZ-65	432.42	18.05	414.37
PZ-66	421.24	38.00	383.24
PZ-66D	427.60	49.21	378.39
PZ-67	425.94	27.06	398.88
PZ-67D	428.48	41.44	387.04
PZ-68	395.55	10.14	385.41
PZ-71	479.80	20.76	459.04
LPZ-01	553.29	59.40	493.89
LPZ-02	514.52	2.03	512.49
LPZ-03	515.45	8.41	507.04
LPZ-04	461.24	14.01	447.23
LPZ-05	524.51	50.09	474.42
SGWC-10	509.41	32.60	476.81
GYPSUM CELL 1			
GWC-1	374.95	8.63	366.32
GWC-2	380.22	12.99	367.23
GWC-3	412.66	37.85	374.81
GWC-4	411.75	33.84	377.91
GWC-5	396.69	20.80	375.89
GWC-6	415.80	39.77	376.03
GWC-7	418.27	42.57	375.70
GWC-8A	401.62	22.52	379.10
GWC-9	386.18	8.26	377.92
GWC-10	392.87	9.84	383.03
GWC-11	402.33	17.12	385.21
GWC-12	412.89	24.59	388.30
GWC-13	419.77	29.38	390.39
GWC-14	403.60	16.19	387.41
GWA-15	415.01	12.77	402.24
GWA-16	444.24	34.49	409.75
GWA-17	445.84	32.39	413.45
GWC-18	439.66	35.94	403.72
GWC-19	430.20	39.16	391.04
GWC-20	426.30	46.88	379.42

Table 3
Summary of Groundwater Elevations
Georgia Power Company
Plant Scherer - Ash Pond 1
Monroe County, GA

		February 2026	
Well ID	**Top of Casing Elevation (feet, NAVD 88)**	**Depth to Water (feet, BTOC)**	**Groundwater Elevation (feet, NAVD 88)**
PAC ASH CELL			
GWA-21	422.58	7.00	415.58
GWA-22	444.50	26.90	417.60
GWC-29	399.64	5.03	394.61
GWA-45	451.08	26.28	424.80
GWA-46	461.13	35.65	425.48
GWA-47	465.77	42.51	423.26
GWA-48	461.73	40.59	421.14
GWA-49	432.88	13.68	419.20
GWC-50	407.16	8.89	398.27
GWC-51	410.15	8.64	401.51
GWC-52	417.13	9.42	407.71
GWC-53	435.83	13.46	422.37
CELL 3			
GWA-39	457.62	30.08	427.54
GWA-40	463.84	37.18	426.66
GWA-41	434.12	14.45	419.67
GWA-42	405.19	5.04	400.15
GWA-43	400.94	3.67	397.27
GWA-44A	399.62	3.28	396.34
GWA-54	451.49	29.65	421.84
GWC-30	394.49	6.92	387.57
GWC-31	392.78	5.01	387.77
GWC-32	410.03	23.13	386.90
GWC-33A	393.96	9.17	384.79
GWC-34	389.29	6.85	382.44
GWC-35	387.90	4.26	383.64
GWC-36	425.12	33.18	391.94
GWC-37	429.80	25.15	404.65
GWC-38	418.68	12.19	406.49

Table 3
Summary of Groundwater Elevations
Georgia Power Company
Plant Scherer - Ash Pond 1
Monroe County, GA

		February 2026	
Well ID	**Top of Casing Elevation (feet, NAVD 88)**	**Depth to Water (feet, BTOC)**	**Groundwater Elevation (feet, NAVD 88)**
TEMPORARY WELLS			
SCH-TW-15A-S	481.21	32.68	448.53
SCH-TW-15A-D	481.22	32.72	448.50
SCH-TW-15B	481.72	39.88	441.84
SCH-TW-15C-S	484.27	39.79	444.48
SCH-TW-15C-D	484.10	38.84	445.26
SCH-TW-18A	511.28	43.93	467.35
SCH-TW-18B	509.78	40.35	469.43
SCH-TW-18C	511.64	45.51	466.13
SCH-TW-18D	514.34	44.31	470.03
SCH-TW-20A	505.35	17.07	488.28
SCH-TW-20B	500.98	13.25	487.73
SCH-TW-20C	502.62	15.31	487.31
SCH-TW-20D	500.50	13.26	487.24
STAFF GAUGES			
SG-1	362.77	379.20	
SG-3	382.48	DRY	

Notes:
NAVD 88 indicates feet (ft) in elevation referenced to the North American Vertical Datum 1988.
BTOC - Below Top of Casing; NM - Not Measured

Table 4
Groundwater Flow Velocity Calculations - February 2026
Georgia Power Company
Plant Scherer - Ash Pond 1
Monroe County, GA

Gauging Event	Well Pair	Groundwater Elevations in Well Pairs (ft)		Change in Elevation (Δ h) (ft)	Distance Between Well 1 and Well 2 (Δ l) (ft)	Hydraulic Gradient (Δ h / Δ l) (ft/ft)	Range of Estimated Hydraulic Conductivity (K) (ft/day)			Estimated Effective Porosity (ne)	Calculated Groundwater Flow Velocity (ft/day)			Calculated Groundwater Flow Velocity (ft/year)		
February 2026	SGWC-13 to PZ-35I	461.50	462.30	0.80	439	0.002	1.29	to	2.27	0.2	0.01	to	0.02	4	to	8
February 2026	SGWC-13 to PZ-54	461.50	456.84	4.66	835	0.006	1.29	to	2.27	0.2	0.04	to	0.06	13	to	23
February 2026	SGWC-14 to PZ-29S	458.97	456.47	2.50	418	0.006	1.29	to	2.27	0.2	0.04	to	0.07	14	to	25
February 2026	SGWC-20 to PZ-43S	486.98	478.01	8.97	467	0.019	1.29	to	2.27	0.2	0.12	to	0.22	45	to	80

Notes:
1. ft = feet, ft/ft = feet/foot, ne = effective porosity
2. Δ h = Change in groundwater elevation
3. Δ l = Distance along flow path
4. i = Δ h / Δ l Hydraulic Gradient
5. Groundwater flow velocity equation: V = (K* i)/ne
6. Hydraulic conductivity values are based on historic aquifer performance tests. Revised May 2024.
   The range of hydraulic conductivity used for calculating the horizontal groundwater velocity is median hydraulic conductivity of 1.29 feet/day and the average hydraulic conductivity of 2.27 feet/day.
7. Effective porosity based on default values for effective porosity recommended by USEPA for a silty sand-type soil (US EPA, 1996).

Table 5
Groundwater Analytical Data Summary – February and May 2026
Georgia Power Company
Plant Scherer - Ash Pond 1
Monroe County, GA

	Sample Location	SGWA-1	SGWA-2	SGWA-3	SGWA-4	SGWA-5	SGWA-24	SGWA-25	SGWC-6	SGWC-7
	Sample Date	**03/02/2026**	**02/20/2026**	**02/19/2026**	**02/19/2026**	**03/02/2026**	**02/19/2026**	**02/20/2026**	**02/19/2026**	**02/20/2026**
ANALYTE	**UNITS**									
APPENDIX III										
Boron	mg/L	< 0.026	< 0.026	< 0.026	< 0.026	< 0.026	< 0.026	< 0.026	< 0.026	< 0.026
Calcium	mg/L	2.2	12	6.3	20	1.9	18	11	15	17
Chloride	mg/L	2.2	1.6	2.3	1.5	2.2	3.5	4.3	3.2	3.9
Fluoride	mg/L	0.12 J	0.19 J	0.081 J	0.21	0.15 J	0.17 J	0.24	0.18 J	0.31
pH, Field	SU	5.37	6.74	5.92	6.33	5.88	6.28	5.95	6.15	6.46
Sulfate	mg/L	< 0.77	1.2	< 0.77	1.2	< 0.77	1.5	1.2	< 0.77	5.3
TDS	mg/L	44	110	57	120	93	140	100	150	180
APPENDIX IV										
Antimony	mg/L	< 0.0025	< 0.0025	< 0.0025	< 0.0025	0.0031 J	< 0.0025	< 0.0025	< 0.0025	< 0.0025
Arsenic	mg/L	< 0.0013	< 0.0013	< 0.0013	< 0.0013	0.0030 J	< 0.0013	< 0.0013	< 0.0013	< 0.0013
Barium	mg/L	0.045	0.039	0.036	0.070	0.012	0.027	0.037	0.19	0.23
Beryllium	mg/L	0.00020 J	< 0.00015	< 0.00015	< 0.00015	0.00021 J	< 0.00015	< 0.00015	< 0.00015	< 0.00015
Cadmium	mg/L	< 0.00024	< 0.00024	< 0.00024	< 0.00024	< 0.00024	< 0.00024	< 0.00024	< 0.00024	< 0.00024
Chromium	mg/L	< 0.0037	0.013	0.022	0.0048 J	0.0040 J	0.0052	0.0043 J	< 0.0037	< 0.0037
Cobalt	mg/L	< 0.00041	< 0.00041	< 0.00041	< 0.00041	0.0026 J	< 0.00041	< 0.00041	< 0.00041	< 0.00041
Lead	mg/L	< 0.00086	< 0.00086	< 0.00086	< 0.00086	< 0.00086	< 0.00086	< 0.00086	< 0.00086	< 0.00086
Lithium	mg/L	< 0.0037	< 0.0037	< 0.0037	< 0.0037	< 0.0037	0.0037 J	0.0039 J	0.0051 J	0.0084 J
Mercury	mg/L	< 0.00017	< 0.00017	< 0.00017	< 0.00017	0.00024	< 0.00017	< 0.00017	< 0.00017	< 0.00017
Molybdenum	mg/L	< 0.00069	< 0.00069	< 0.00069	< 0.00069	0.0037 J	< 0.00069	< 0.00069	< 0.00069	0.0012 J
Combined Radium 226 + 228	pCi/L	-0.00240 U	0.244 U	0.0242 U	0.358 U	0.426 U	0.191 U	0.311 U	0.0698 U	0.524 U
Selenium	mg/L	< 0.0023	< 0.0023	< 0.0023	< 0.0023	< 0.0023	< 0.0023	< 0.0023	< 0.0023	< 0.0023
Thallium	mg/L	< 0.00019	< 0.00019	< 0.00019	< 0.00019	0.0034	< 0.00019	< 0.00019	< 0.00019	< 0.00019
Additional Parameters										
Bicarbonate Alkalinity as CaCO3	mg/L	13	64	40	100	31	87	58	88	120
Carbonate Alkalinity as CaCO3	mg/L	< 3.0	< 3.0	< 3.0	< 3.0	< 3.0	< 3.0	< 3.0	< 3.0	< 3.0
Total Alkalinity as CaCO3	mg/L	13	64	40	100	31	87	58	88	120
Iron	mg/L	0.20	0.030 J	0.070 J	< 0.018	0.046 J	0.071 J	0.034 J	3.8	0.036 J
Ferrous (II) Iron	mg/L	0	0	0	0	0	0	0	0	0
Magnesium	mg/L	0.96	5.9	4.2	6.9	0.62	8.2	7.2	7.1	11
Potassium	mg/L	0.74	0.95	1.1	1.7	0.59	0.92	0.85	5.1	3.8
Sodium	mg/L	3.3	4.7	3.5	8.7	11	7.6	4.6	13	20

Notes:

mg/L - milligrams per liter; pCi/L - picocuries per liter; SU - Standard Units

NA - Indicates not analyzed

< indicates the substance was not detected above the method detection limit (MDL). The value displayed is the MDL.

J - The result is an estimated concentration. “J” qualifiers are applied by the laboratory when the concentration reported is above the method detection limit, but below the laboratory reporting limit.

Radium data are a combination of radium isotopes 226 and 228. When results are reported below the MDC (Minimum Detectable Concentration), data is displayed with an accompanying U.

The MDC varies depending upon the sample amount and elapsed time of the measurement.

Table 5
Groundwater Analytical Data Summary – February and May 2026
Georgia Power Company
Plant Scherer - Ash Pond 1
Monroe County, GA

	Sample Location	SGWC-8	SGWC-9	SGWC-10A	SGWC-10A	SGWC-11	SGWC-12	SGWC-13	SGWC-14	SGWC-15
	Sample Date	02/19/2026	02/25/2026	03/02/2026	05/19/2026	02/18/2026	02/18/2026	02/18/2026	02/19/2026	02/17/2026
ANALYTE	**UNITS**									
APPENDIX III										
Boron	mg/L	< 0.026	1.3	0.045 J	0.050 J	0.98	< 0.026	1.2	1.5	1.4
Calcium	mg/L	39	29	27	24	4.5	27	34	30	16
Chloride	mg/L	15	17	7.7	7.2	12	9.6	17	19	15
Fluoride	mg/L	0.75	0.083 J	0.41	0.18 J	0.31	0.20	0.18 J	0.14 J	0.30
pH, Field	SU	6.53	6.26	5.97	5.93	5.27	6.05	5.91	5.48	4.75
Sulfate	mg/L	35	110	73	70	48	110	170	220	230
TDS	mg/L	310	350	200	200	150	300	350	370	320
APPENDIX IV										
Antimony	mg/L	< 0.0025	< 0.0025	< 0.0025	< 0.0025	< 0.0025	< 0.0025	< 0.0025	< 0.0025	< 0.0025
Arsenic	mg/L	< 0.0013	< 0.0013	0.0014 J	< 0.0013	< 0.0013	< 0.0013	< 0.0013	< 0.0013	< 0.0013
Barium	mg/L	0.14	0.036	0.098	0.095	0.10	0.088	0.041	0.025	0.026
Beryllium	mg/L	< 0.00015	< 0.00015	0.00042 J	< 0.00015	< 0.00015	< 0.00015	< 0.00015	< 0.00015	0.00051 J
Cadmium	mg/L	< 0.00024	< 0.00024	0.00054 J	< 0.00024	< 0.00024	< 0.00024	< 0.00024	< 0.00024	0.00064 J
Chromium	mg/L	< 0.0037	< 0.0037	< 0.0037	< 0.0037	< 0.0037	< 0.0037	< 0.0037	< 0.0037	0.032
Cobalt	mg/L	< 0.00041	< 0.00041	0.0024 J	0.00070 J	0.023	0.0030 J	0.0021 J	0.063	0.26
Lead	mg/L	< 0.00086	< 0.00086	0.0012	< 0.00086	< 0.00086	< 0.00086	< 0.00086	< 0.00086	< 0.00086
Lithium	mg/L	0.0045 J	< 0.0037	< 0.0037	< 0.0037	< 0.0037	< 0.0037	< 0.0037	0.0044 J	0.0039 J
Mercury	mg/L	< 0.00017	0.00022	< 0.00017	< 0.00017	0.00029	< 0.00017	< 0.00017	< 0.00017	< 0.00017
Molybdenum	mg/L	< 0.00069	< 0.00069	0.0023 J	< 0.00069	< 0.00069	< 0.00069	< 0.00069	< 0.00069	< 0.00069
Combined Radium 226 + 228	pCi/L	2.26	-0.158 U	0.611	-0.303 U	0.544	0.145 U	0.851 U	0.382 U	0.393 U
Selenium	mg/L	< 0.0023	< 0.0023	< 0.0023	< 0.0023	< 0.0023	< 0.0023	< 0.0023	< 0.0023	0.0066
Thallium	mg/L	< 0.00019	< 0.00019	0.0017	< 0.00019	< 0.00019	< 0.00019	0.00030 J	< 0.00019	< 0.00019
Additional Parameters										
Bicarbonate Alkalinity as CaCO3	mg/L	190	6.1	59	57	13	48	17	10	< 3.0
Carbonate Alkalinity as CaCO3	mg/L	< 3.0	< 3.0	< 3.0	< 3.0	< 3.0	< 3.0	< 3.0	< 3.0	< 3.0
Total Alkalinity as CaCO3	mg/L	190	6.1	59	57	13	48	17	10	< 3.0
Iron	mg/L	< 0.018	0.027 J	1.5	0.83	1.5	1.4	0.19	0.80	0.052 J
Ferrous (II) Iron	mg/L	0	0	0	0	1.5	1.5	0.5	1	0
Magnesium	mg/L	23	23	14	12	3.0	18	13	20	16
Potassium	mg/L	1.1	0.58	1.8	1.8	0.76	0.78	1.7	2.2	4.7
Sodium	mg/L	35	45	10	9.0	26	20	39	63	59

Notes:
mg/L - milligrams per liter; pCi/L - picocuries per liter; SU - Standard Units
NA - Indicates not analyzed
< indicates the substance was not detected above the method detection limit (MDL). The value displayed is the MDL.
J - The result is an estimated concentration. “J” qualifiers are applied by the laboratory when the concentration reported is above the method detection limit, but below the laboratory reporting limit.
Radium data are a combination of radium isotopes 226 and 228. When results are reported below the MDC (Minimum Detectable Concentration), data is displayed with an accompanying U.
The MDC varies depending upon the sample amount and elapsed time of the measurement.

Table 5
Groundwater Analytical Data Summary – February and May 2026
Georgia Power Company
Plant Scherer - Ash Pond 1
Monroe County, GA

	Sample Location	SGWC-16	SGWC-17	SGWC-19	SGWC-20	SGWC-21	SGWC-22	SGWC-23	PZ-13S	PZ-14S
	Sample Date	02/18/2026	02/18/2026	02/18/2026	02/17/2026	02/18/2026	02/19/2026	02/19/2026	02/27/2026	02/19/2026
ANALYTE	**UNITS**									
APPENDIX III										
Boron	mg/L	0.89	0.47	2.0	1.7	1.3	0.38	0.30	< 0.026	< 0.026
Calcium	mg/L	2.1	77	38	19	42	22	18	6.2	5.5
Chloride	mg/L	10	7.7	9.8	8.2	5.0	8.6	7.3	11	3.5
Fluoride	mg/L	0.17 J	0.20	0.29	0.47	0.29	0.19 J	0.24	0.15 J	0.28
pH, Field	SU	5.14	6.20	5.62	4.22	6.36	5.73	5.96	5.21	5.59
Sulfate	mg/L	96	350	270	310	100	62	41	< 0.77	1.1
TDS	mg/L	190	610	450	400	420	170	180	67	59
APPENDIX IV										
Antimony	mg/L	< 0.0025	< 0.0025	< 0.0025	< 0.0025	< 0.0025	< 0.0025	< 0.0025	< 0.0025	< 0.0025
Arsenic	mg/L	< 0.0013	< 0.0013	< 0.0013	< 0.0013	< 0.0013	< 0.0013	< 0.0013	< 0.0013	< 0.0013
Barium	mg/L	0.067	0.034	0.021	0.019	0.12	0.062	0.056	0.043	0.031
Beryllium	mg/L	< 0.00015	< 0.00015	< 0.00015	0.00096 J	< 0.00015	< 0.00015	< 0.00015	< 0.00015	< 0.00015
Cadmium	mg/L	< 0.00024	< 0.00024	< 0.00024	< 0.00024	< 0.00024	< 0.00024	< 0.00024	< 0.00024	< 0.00024
Chromium	mg/L	0.016	0.0062	0.016	< 0.0037	< 0.0037	< 0.0037	< 0.0037	< 0.0037	< 0.0037
Cobalt	mg/L	0.011	0.00056 J	< 0.00041	0.15	< 0.00041	< 0.00041	< 0.00041	0.0037 J	0.0012 J
Lead	mg/L	< 0.00086	0.0011	< 0.00086	< 0.00086	< 0.00086	< 0.00086	< 0.00086	< 0.00086	< 0.00086
Lithium	mg/L	< 0.0037	< 0.0037	0.018 J	0.0053 J	< 0.0037	< 0.0037	0.0050 J	< 0.0037	0.0040 J
Mercury	mg/L	< 0.00017	< 0.00017	< 0.00017	0.00017 J	< 0.00017	< 0.00017	< 0.00017	0.00060	< 0.00017
Molybdenum	mg/L	< 0.00069	< 0.00069	< 0.00069	< 0.00069	< 0.00069	< 0.00069	< 0.00069	< 0.00069	< 0.00069
Combined Radium 226 + 228	pCi/L	0.249 U	0.515	-0.0717 U	0.233 U	0.293 U	0.391 U	0.401 U	-0.370 U	0.0646 U
Selenium	mg/L	< 0.0023	< 0.0023	< 0.0023	0.0035 J	< 0.0023	< 0.0023	< 0.0023	< 0.0023	< 0.0023
Thallium	mg/L	< 0.00019	< 0.00019	< 0.00019	< 0.00019	< 0.00019	< 0.00019	< 0.00019	< 0.00019	< 0.00019
Additional Parameters										
Bicarbonate Alkalinity as CaCO3	mg/L	5.7	85	9.7	< 3.0	210	48	64	16	27
Carbonate Alkalinity as CaCO3	mg/L	< 3.0	< 3.0	< 3.0	< 3.0	< 3.0	< 3.0	< 3.0	< 3.0	< 3.0
Total Alkalinity as CaCO3	mg/L	5.7	85	9.7	< 3.0	210	48	64	16	27
Iron	mg/L	< 0.018	0.25	< 0.018	0.046 J	0.14	0.071 J	< 0.018	0.089 J	0.098 J
Ferrous (II) Iron	mg/L	0	0	0	0	0	0	0	0	0
Magnesium	mg/L	1.3	47	20	23	17	10	8.7	1.7	3.1
Potassium	mg/L	0.80	0.59	2.3	2.6	1.7	2.0	1.3	0.31	0.62
Sodium	mg/L	52	26	58	64	67	16	17	5.1	1.9

Notes:
mg/L - milligrams per liter; pCi/L - picocuries per liter; SU - Standard Units
NA - Indicates not analyzed
< indicates the substance was not detected above the method detection limit (MDL). The value displayed is the MDL.
J - The result is an estimated concentration. “J” qualifiers are applied by the laboratory when the concentration reported is above the method detection limit, but below the laboratory reporting limit.
Radium data are a combination of radium isotopes 226 and 228. When results are reported below the MDC (Minimum Detectable Concentration), data is displayed with an accompanying U.
The MDC varies depending upon the sample amount and elapsed time of the measurement.

Table 5
Groundwater Analytical Data Summary – February and May 2026
Georgia Power Company
Plant Scherer - Ash Pond 1
Monroe County, GA

	Sample Location	PZ-17I	PZ-29S	PZ-30I	PZ-39S	PZ-40I	PZ-41S	PZ-42I	PZ-43S	PZ-44I
	Sample Date	02/18/2026	02/26/2026	02/26/2026	02/26/2026	02/18/2026	02/18/2026	02/20/2026	02/26/2026	02/20/2026
ANALYTE	UNITS									
APPENDIX III										
Boron	mg/L	0.12	0.027 J	0.041 J	< 0.026	4.2	3.9	2.5	0.98	< 0.026
Calcium	mg/L	32	30	20	23	110	160	71	63	27
Chloride	mg/L	6.1	7.7	4.5	6.0	7.1	12	12	8.1	3.1
Fluoride	mg/L	0.26	0.16 J	0.14 J	0.15 J	0.14 J	0.16 J	0.18 J	0.16 J	0.18 J
pH, Field	SU	6.69	6.27	6.48	6.54	6.31	5.92	7.11	10.24	6.70
Sulfate	mg/L	99	63	33	37	650	410	220	120	1.7
TDS	mg/L	300	230	170	180	1000	1200	470	280	160
APPENDIX IV										
Antimony	mg/L	< 0.0025	< 0.0025	< 0.0025	< 0.0025	< 0.0025	< 0.0025	< 0.0025	< 0.0025	< 0.0025
Arsenic	mg/L	< 0.0013	< 0.0013	< 0.0013	< 0.0013	< 0.0013	< 0.0013	< 0.0013	< 0.0013	< 0.0013
Barium	mg/L	0.054	0.039	0.065	0.039	0.033	0.021	0.041	0.065	0.012
Beryllium	mg/L	< 0.00015	< 0.00015	< 0.00015	< 0.00015	< 0.00015	< 0.00015	< 0.00015	< 0.00015	< 0.00015
Cadmium	mg/L	< 0.00024	< 0.00024	< 0.00024	< 0.00024	< 0.00024	< 0.00024	< 0.00024	< 0.00024	< 0.00024
Chromium	mg/L	< 0.0037	< 0.0037	0.011	0.028	< 0.0037	0.0059	< 0.0037	0.0044 J	< 0.0037
Cobalt	mg/L	< 0.00041	< 0.00041	0.00072 J	< 0.00041	0.00099 J	< 0.00041	< 0.00041	< 0.00041	0.0018 J
Lead	mg/L	< 0.00086	< 0.00086	< 0.00086	< 0.00086	< 0.00086	< 0.00086	< 0.00086	< 0.00086	< 0.00086
Lithium	mg/L	< 0.0037	< 0.0037	< 0.0037	0.0037 J	0.011 J	< 0.0037	0.023	0.0049 J	0.012 J
Mercury	mg/L	< 0.00017	< 0.00017	< 0.00017	< 0.00017	< 0.00017	< 0.00017	< 0.00017	< 0.00017	< 0.00017
Molybdenum	mg/L	< 0.00069	< 0.00069	< 0.00069	0.00088 J	0.00069 J	< 0.00069	0.0086	0.00089 J	< 0.00069
Combined Radium 226 + 228	pCi/L	0.0705 U	0.324 U	0.145 U	-0.182 U	0.389 U	0.407 U	0.234 U	0.104 U	-0.137 U
Selenium	mg/L	< 0.0023	< 0.0023	< 0.0023	< 0.0023	< 0.0023	0.0047 J	< 0.0023	< 0.0023	< 0.0023
Thallium	mg/L	< 0.00019	< 0.00019	< 0.00019	< 0.00019	< 0.00019	< 0.00019	< 0.00019	< 0.00019	< 0.00019
Additional Parameters										
Bicarbonate Alkalinity as CaCO3	mg/L	62	80	67	66	27	12	91	39	130
Carbonate Alkalinity as CaCO3	mg/L	< 3.0	< 3.0	< 3.0	< 3.0	< 3.0	< 3.0	< 3.0	< 3.0	< 3.0
Total Alkalinity as CaCO3	mg/L	62	80	67	66	27	12	91	39	130
Iron	mg/L	< 0.018	0.25	0.31	0.039 J	0.48	0.034 J	0.018 J	< 0.018	0.70
Ferrous (II) Iron	mg/L	0	0.25	0	0	0.5	0	0	0	1
Magnesium	mg/L	15	14	9.5	9.5	57	66	22	8.7	12
Potassium	mg/L	1.9	1.3	1.8	1.4	8.1	4.4	6.0	3.1	2.0
Sodium	mg/L	11	12	10	6.7	79	75	27	17	6.5

Notes:
mg/L - milligrams per liter; pCi/L - picocuries per liter; SU - Standard Units
NA - Indicates not analyzed
< indicates the substance was not detected above the method detection limit (MDL). The value displayed is the MDL.
J - The result is an estimated concentration. “J” qualifiers are applied by the laboratory when the concentration reported is above the method detection limit, but below the laboratory reporting limit.
Radium data are a combination of radium isotopes 226 and 228. When results are reported below the MDC (Minimum Detectable Concentration), data is displayed with an accompanying U.
The MDC varies depending upon the sample amount and elapsed time of the measurement.

Table 5
Groundwater Analytical Data Summary – February and May 2026
Georgia Power Company
Plant Scherer - Ash Pond 1
Monroe County, GA

	Sample Location	PZ-69I	PZ-70	PZ-25I	PZ-25S
	Sample Date	02/26/2026	03/02/2026	02/25/2026	02/19/2026
ANALYTE	UNITS				
APPENDIX III					
Boron	mg/L	0.31	0.60	< 0.026	< 0.026
Calcium	mg/L	43	33	12	0.75
Chloride	mg/L	12	13	2.5	4.4
Fluoride	mg/L	0.19 J	0.15 J	< 0.081	< 0.081
pH, Field	SU	6.65	6.41	6.48	4.86
Sulfate	mg/L	94	74	< 0.77	2.1
TDS	mg/L	320	280	100	35
APPENDIX IV					
Antimony	mg/L	< 0.0025	< 0.0025	NA	< 0.0025
Arsenic	mg/L	< 0.0013	< 0.0013	NA	< 0.0013
Barium	mg/L	0.15	< 0.00041	NA	0.018
Beryllium	mg/L	< 0.00015	< 0.00015	NA	< 0.00015
Cadmium	mg/L	< 0.00024	< 0.00024	NA	< 0.00024
Chromium	mg/L	< 0.0037	< 0.0037	NA	< 0.0037
Cobalt	mg/L	0.0011 J	< 0.00041	0.0018 J	0.014
Lead	mg/L	< 0.00086	< 0.00086	NA	< 0.00086
Lithium	mg/L	< 0.0037	0.0047 J	< 0.0037	0.0045 J
Mercury	mg/L	< 0.00017	< 0.00017	NA	< 0.00017
Molybdenum	mg/L	0.00094 J	< 0.00069	NA	< 0.00069
Combined Radium 226 + 228	pCi/L	0.102 U	0.197 U	NA	0.325 U
Selenium	mg/L	< 0.0023	< 0.0023	NA	< 0.0023
Thallium	mg/L	< 0.00019	< 0.00019	NA	< 0.00019
Additional Parameters					
Bicarbonate Alkalinity as CaCO3	mg/L	100	100	72	< 3.0
Carbonate Alkalinity as CaCO3	mg/L	< 3.0	< 3.0	< 3.0	< 3.0
Total Alkalinity as CaCO3	mg/L	100	100	72	< 3.0
Iron	mg/L	1.3	< 0.018	NA	NA
Ferrous (II) Iron	mg/L	1.25	0	NA	NA
Magnesium	mg/L	12	< 0.016	8.0	0.44
Potassium	mg/L	5.3	0.046 J	0.70	0.10
Sodium	mg/L	30	< 0.25	3.1	2.9

Notes:
mg/L - milligrams per liter; pCi/L - picocuries per liter; SU - Standard Units
NA - Indicates not analyzed
< indicates the substance was not detected above the method detection limit (MDL). The value displayed is the MDL.
J - The result is an estimated concentration. “J” qualifiers are applied by the laboratory when the concentration reported is above the method detection limit, but below the laboratory reporting limit.
Radium data are a combination of radium isotopes 226 and 228. When results are reported below the MDC (Minimum Detectable Concentration), data is displayed with an accompanying U.
The MDC varies depending upon the sample amount and elapsed time of the measurement.

Table 6
Summary of Background Levels and GWPS
Georgia Power Company
Plant Scherer - Ash Pond 1
Monroe County, GA

Analyte	Units	US EPA MCL	Federal CCR Rules Specified GWPS	AP-1 Background[1] February 2026	AP-1 GWPS[2] February 2026
Antimony	mg/L	0.006		0.005[3]	0.006
Arsenic	mg/L	0.01		0.005[3]	0.01
Barium	mg/L	2		0.091	2
Beryllium	mg/L	0.004		0.001[3]	0.004
Cadmium	mg/L	0.005		0.0011[3]	0.005
Chromium	mg/L	0.1		0.028	0.1
Cobalt	mg/L		0.006	0.005[3]	0.006
Combined Radium 226 + 228	pCi/L	5		1.66	5
Fluoride	mg/L	4		0.24[3]	4
Lead	mg/L		0.015	0.001[3]	0.015
Lithium	mg/L		0.04	0.02[3]	0.04
Mercury	mg/L	0.002		0.0005[3]	0.002
Molybdenum	mg/L		0.1	0.005[3]	0.1
Selenium	mg/L	0.05		0.005[3]	0.05
Thallium	mg/L	0.002		0.001[3]	0.002

Notes:

mg/L = milligrams per liter; pCi/L = picocuries per liter; GWPS = Groundwater Protection Standards

MCL = Maximum Contaminant Level

[1] The background limits are used when determining the groundwater protection standard (GWPS) under 40 CFR § 257.95(h) and 391-3-4-.10(6)(a).

[2] Adopted in GA EPD Rule 391-3-4-.10(6)(a), the GWPS is: (i) The MCL established under 40 CFR § 141.62 and 141.66, (ii) where an MCL has not been established the rule-specified GWPS, or (iii) background concentrations where the background level is higher than the MCL or rule-specified GWPS. On February 22, 2022, GA EPD adopted the federally promulgated GWPS for cobalt, lithium, lead, and molybdenum.

[3] Per the Statistical Analysis Plan, and in accordance with the Unified Guidance, a non-parametric limit approach was used when the data set contains greater than 50% non-detect results for this analyte. Under this approach, the background tolerance limit (TL) used to evaluate GWPS is either the highest value reported or is the laboratory specified reporting limit (RL) (if the laboratory RL is the highest value). The modified GWPS also reflects additional outlier identification.

Figures

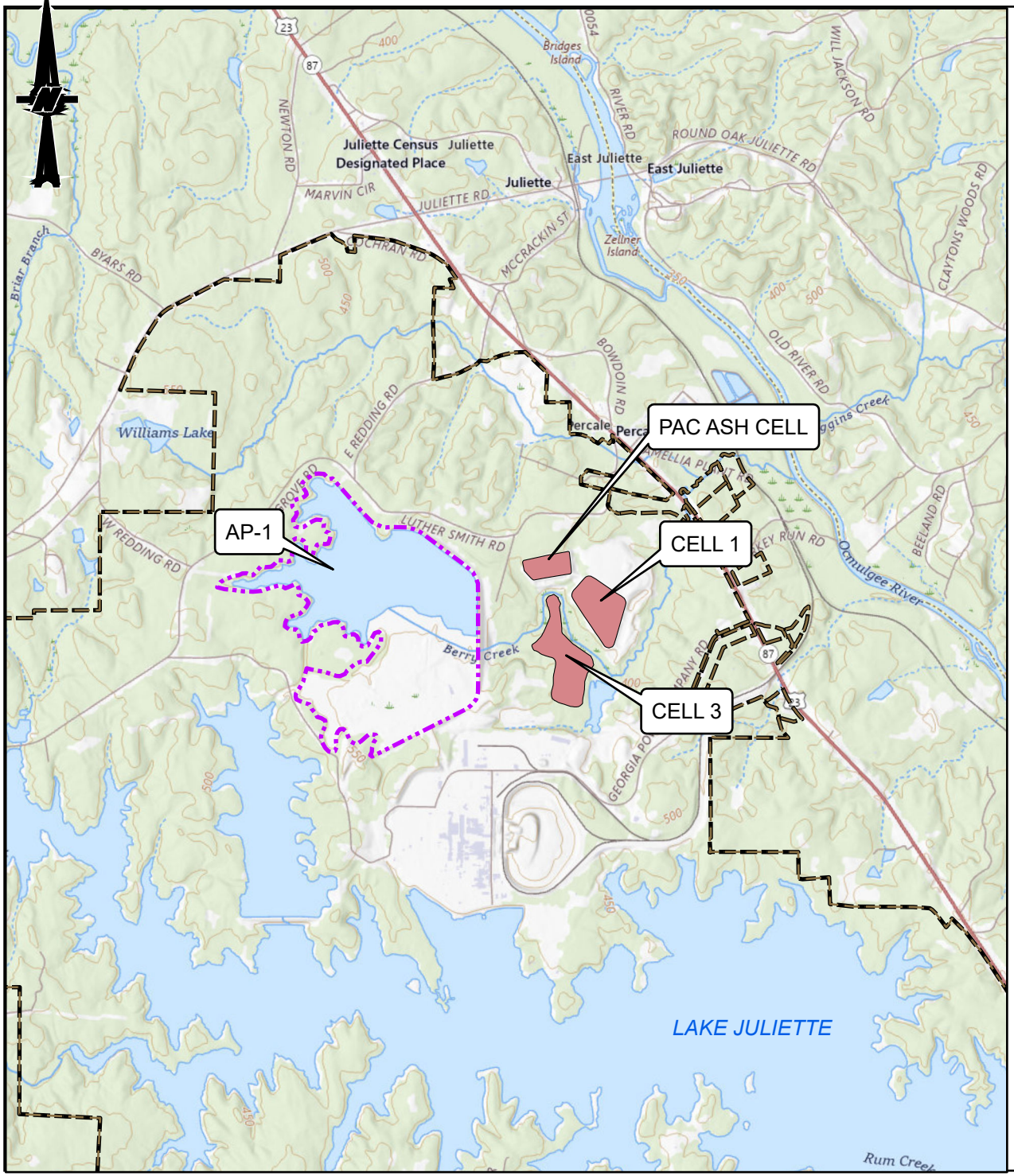

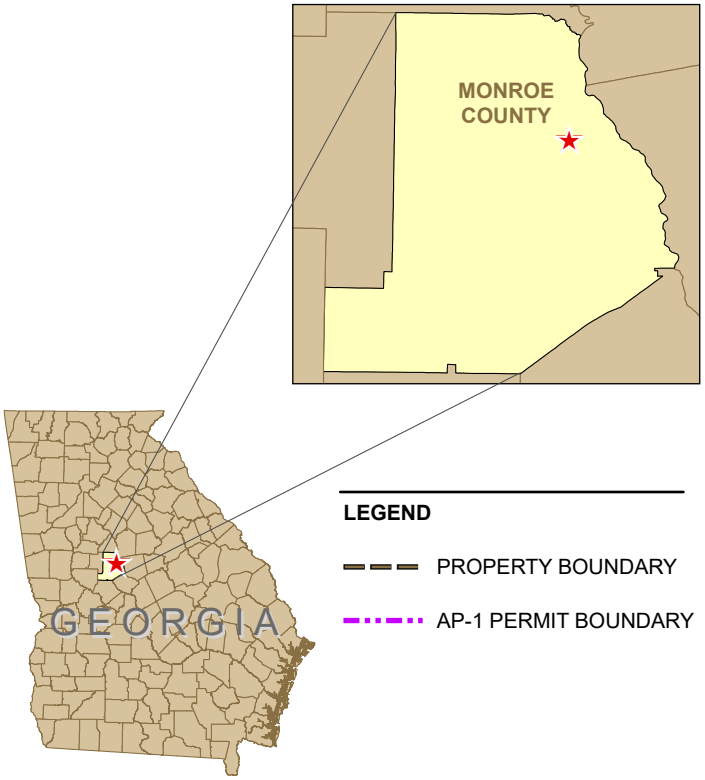

LEGEND

- PROPERTY BOUNDARY
- AP-1 PERMIT BOUNDARY

Service Layer Credits: USGSTopo: USGS The National Map: National Boundaries Dataset, 3DEP Elevation Program, Geographic Names Information System, National

0 4000 8000 Feet

CLIENT
GEORGIA POWER COMPANY
PLANT SCHERER
MONROE COUNTY, GEORGIA

Georgia Power

PROJECT
2026 SEMI-ANNUAL GROUNDWATER MONITORING AND CORRECTIVE ACTION REPORT
PLANT SCHERER - ASH POND 1

TITLE
SITE LOCATION MAP

CONSULTANT

YYYY-MM-DD	2026-08-10
PREPARED	AR
DESIGN	CP
REVIEW	RNQ
APPROVED	RNQ

PROJECT No. 31406440.018

FIGURE 1

FIGURE 1

IF THIS MEASUREMENT DOES NOT MATCH WHAT IS SHOWN, THE SHEET HAS BEEN MODIFIED FROM: ANSI A

1 in

0

LEGEND

- SCHERER ASH POND-CCR MONITORING WELL
- PIEZOMETER
- STREAM GAUGE LOCATION
- ASSESSMENT MONITORING WELL
- TEMPORARY WELL LOCATION
- PROPERTY BOUNDARY
- EXISTING TOPOGRAPHY

NOTE(S)

1. MONITORING WELL LOCATIONS PROVIDED BY JORDAN ENGINEERING.
2. PZ-50D IS NOT SHOWN; ITS LOCATION IS BEYOND THE MAPPED LIMITS.
3. WELLS PZ-70 AND PZ-71 WERE INSTALLED IN JUNE 2025. MONITORING WELL SGWC-10A WAS INSTALLED IN SEPTEMBER 2025.
4. PIEZOMETERS PZ-29S AND PZ-30I WERE CONVERTED TO ASSESSMENT MONITORING WELLS IN OCTOBER 2025.

REFERENCE(S)

1. COORDINATE SYSTEM: NAD 1983 STATE PLANE GEORGIA WEST FIPS 1002 FEET.
2. SITE IMAGERY: IMAGERY PROVIDED BY CLIENT 01/2026.
3. BACKGROUND IMAGERY: GOOGLE IMAGERY SERVICE. COPYRIGHT GOOGLE 2023. IMAGERY CAPTURED 12/17/2022.

0 600 1,200 2,400 Feet

CLIENT
GEORGIA POWER COMPANY
PLANT SCHERER
MONROE COUNTY, GEORGIA

Georgia Power

PROJECT
2026 SEMI-ANNUAL GROUNDWATER MONITORING AND CORRECTIVE ACTION REPORT
PLANT SCHERER - ASH POND 1

TITLE
SITE PLAN, MONITORING WELL AND PIEZOMETER LOCATION MAP

CONSULTANT

wsp

YYYY-MM-DD	2026-08-13
DESIGNED	RHG
PREPARED	CP
REVIEWED	RNQ
APPROVED	RNQ

PROJECT NO.
31406440.018

FIGURE
2

IF THIS MEASUREMENT DOES NOT MATCH WHAT IS SHOWN, THE SHEET SIZE HAS BEEN MODIFIED FROM: ANSI B
0 1in

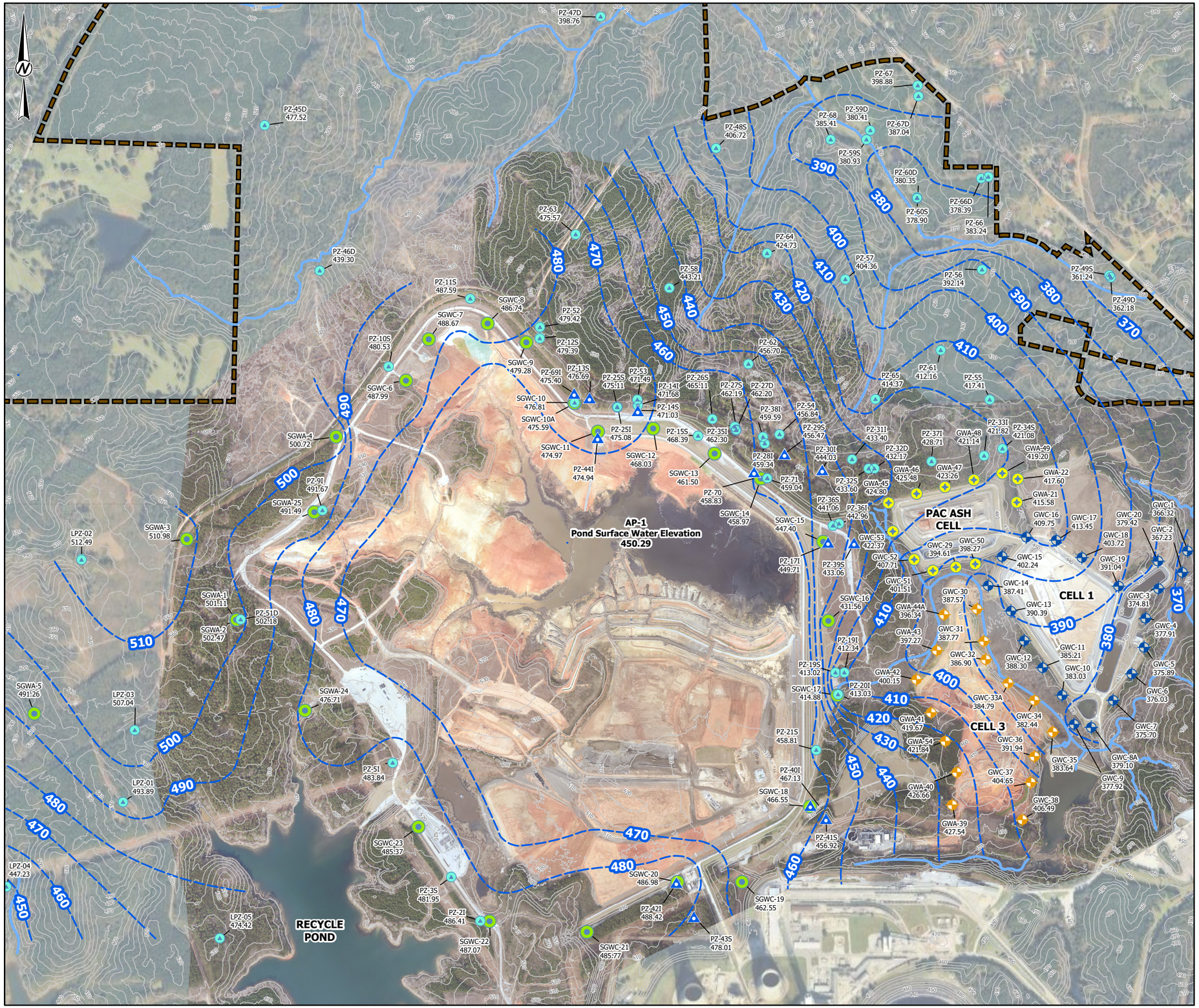

LEGEND

- SCHERER ASH POND-CCR MONITORING WELL
- ASSESSMENT MONITORING WELL
- CELL 1 LANDFILL MONITORING WELL
- CELL 3 MONITORING WELL
- PAC ASH LANDFILL MONITORING WELL
- PIEZOMETER
- STREAM
- PROPERTY BOUNDARY
- EXISTING TOPOGRAPHY
- INFERRED POTENTIOMETRIC SURFACE CONTOUR (FT-NAVD 88)

NOTE(S)

1. GROUNDWATER ELEVATIONS MEASUREMENTS OBTAINED FEBRUARY 2026 BY WSP STAFF.
2. GROUNDWATER ELEVATIONS DISPLAYED IN FEET-NORTH AMERICAN VERTICAL DATUM (FT-NAVD 88).
3. **DEEP AND INTERMEDIATE WELL GROUNDWATER ELEVATIONS WERE NOT USED TO GENERATE POTENTIOMETRIC SURFACE CONTOURS.**
4. PZ-50D IS NOT SHOWN; ITS LOCATION IS BEYOND THE MAPPED LIMITS.
5. AP-1 SURFACE WATER ELEVATION OF 450.29 FEET NAVD 88 ON FEBRUARY 23, 2026 WAS USED TO GENERATE POTENTIOMETRIC SURFACE CONTOURS.

REFERENCE(S)

1. COORDINATE SYSTEM: NAD 1983 STATE PLANE GEORGIA WEST FIPS 1002 FEET.
2. MONITORING WELL/PIEZOMETER LOCATIONS PROVIDED BY JORDAN ENGINEERING.
3. SITE IMAGERY: IMAGERY PROVIDED BY CLIENT 01/2026.
4. BACKGROUND IMAGERY: GOOGLE IMAGERY SERVICE. COPYRIGHT GOOGLE 2023. IMAGERY CAPTURED 12/17/2022.

0 600 1,200 2,400 Feet

CLIENT
GEORGIA POWER COMPANY
PLANT SCHERER
MONROE COUNTY, GEORGIA

Georgia Power

PROJECT
2026 SEMI-ANNUAL GROUNDWATER MONITORING AND CORRECTIVE ACTION REPORT
PLANT SCHERER - ASH POND 1

TITLE
POTENTIOMETRIC SURFACE MAP
FEBRUARY 23, 2026

CONSULTANT

wsp

YYYY-MM-DD	2026-08-18
DESIGNED	RHG
PREPARED	CP
REVIEWED	RNQ
APPROVED	RNQ

PROJECT NO. 31406440.018
REV 1
FIGURE 3

IF THIS MEASUREMENT DOES NOT MATCH WHAT IS SHOWN, THE SHEET SIZE HAS BEEN MODIFIED FROM: ANSI B

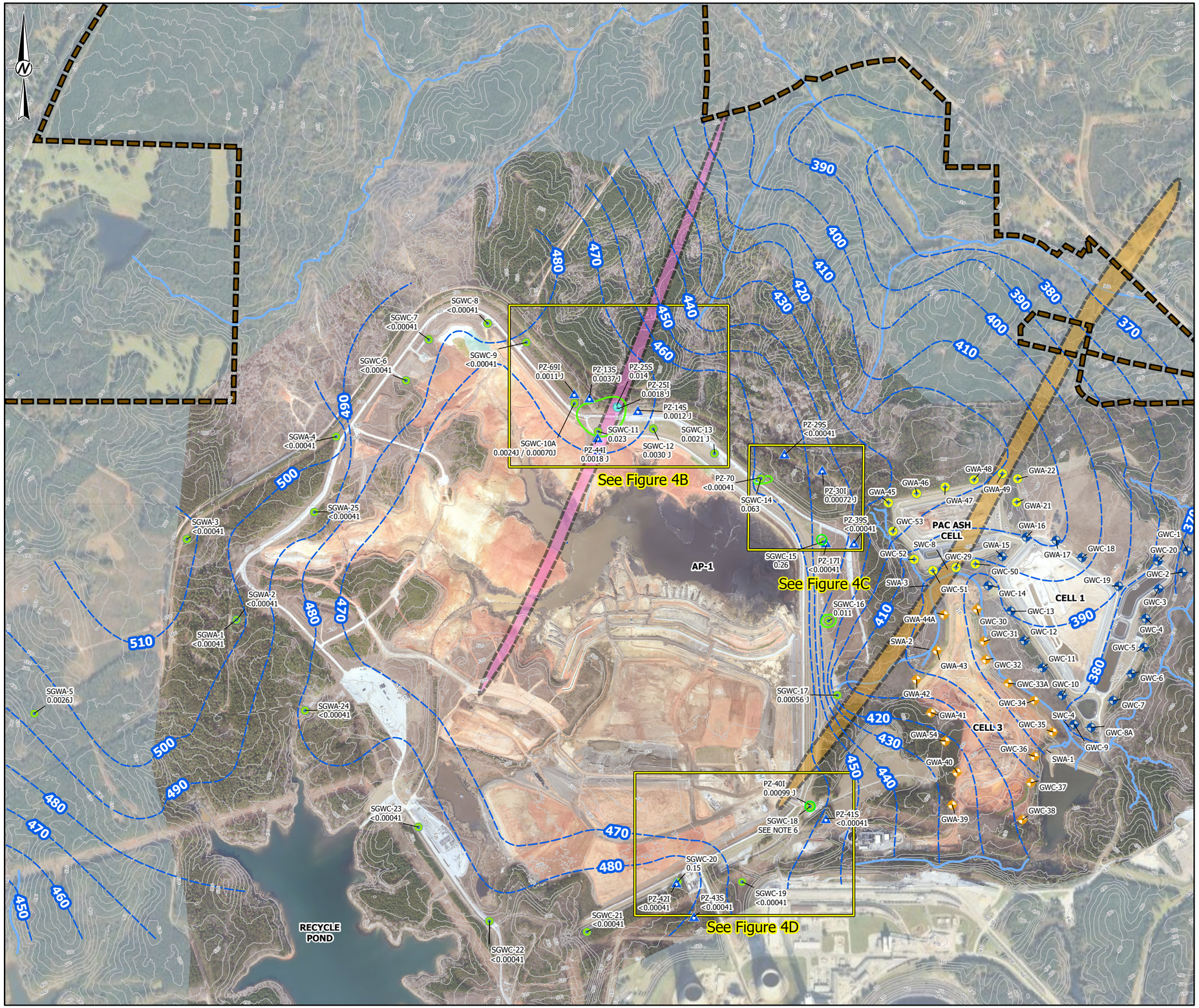

LEGEND

- SCHERER ASH POND-CCR MONITORING WELL
- CELL 1 LANDFILL MONITORING WELL
- PAC ASH LANDFILL MONITORING WELL
- CELL 3 MONITORING WELL
- ASSESSMENT MONITORING WELL
- PIEZOMETER
- STREAM
- EXISTING TOPOGRAPHY
- PROPERTY BOUNDARY
- COBALT ISOCONCENTRATION CONTOUR
- INFERRED POTENTIOMETRIC SURFACE CONTOUR (FEB 2026) (FT-NAVD 88)
- DIABASE (Td)
- DIORITE SILL (OZpd)
- INSETS FOR COBALT ISOCONCENTRATION MAPS

ANALYTE	UNITS	SCREENING / TARGET LEVELS			
		RSL	MCL	SITE-SPECIFIC BACKGROUND (UPPER TOLERANCE LIMIT)	GWPS
COBALT, TOTAL	mg/L	0.006	N/R	0.005	0.006

RSL = REGIONAL SCREENING LEVEL

MCL = MAXIMUM CONTAMINANT LEVEL

GWPS = GROUNDWATER PROTECTION STANDARD

N/R = NOT REPORTED

NOTE(S)

1. ALL LOCATIONS AND BOUNDARIES ARE APPROXIMATE.
2. CONCENTRATIONS REPORTED IN MILLIGRAMS PER LITER (MG/L), SAMPLED FEBRUARY-MAY 2026. J FLAGS INDICATE ESTIMATED VALUE.
3. THE GEOLOGY PRESENTED ON THIS FIGURE IS TAKEN FROM THE GEOLOGIC MAP PREPARED BY PETROLOGIC SOLUTIONS INC. IN 2020.
4. WELLS PZ-70 AND PZ-71 WERE INSTALLED IN JUNE 2025.
5. PIEZOMETERS PZ-29S AND PZ-30I WERE CONVERTED TO ASSESSMENT WELLS IN SEPTEMBER 2025
6. SGWC-18 WAS NOT SAMPLED DURING THIS EVENT DUE TO INSUFFICIENT WATER VOLUME. SGWC-18 IS CONTOURED TO INDICATE PAST EXCEEDANCE.

REFERENCE(S)

1. COORDINATE SYSTEM: NAD 1983 STATE PLANE GEORGIA WEST FIPS 1002 FEET.
2. MONITORING WELL/PIEZOMETER LOCATIONS SURVEYED BY JORDAN ENGINEERING, INC.
3. SITE IMAGERY: IMAGERY PROVIDED BY CLIENT 01/2026.
4. BACKGROUND IMAGERY: GOOGLE IMAGERY SERVICE. COPYRIGHT GOOGLE 2023. IMAGERY CAPTURED 12/17/2022.

0 650 1,300 2,600 Feet

CLIENT
GEORGIA POWER COMPANY
PLANT SCHERER
MONROE COUNTY, GEORGIA

Georgia Power

PROJECT
2026 SEMI-ANNUAL GROUNDWATER MONITORING AND CORRECTIVE ACTION REPORT
PLANT SCHERER - ASH POND 1

TITLE
COBALT ISOCONCENTRATION MAP
FEBRUARY-MAY 2026

CONSULTANT
wsp

YYYY-MM-DD	2026-08-18
DESIGNED	CP
PREPARED	CP
REVIEWED	RNQ
APPROVED	RNQ

PROJECT NO.
31406440.018

FIGURE
4A

IF THIS MEASUREMENT DOES NOT MATCH WHAT IS SHOWN, THE SHEET SIZE HAS BEEN MODIFIED FROM: ANSI B

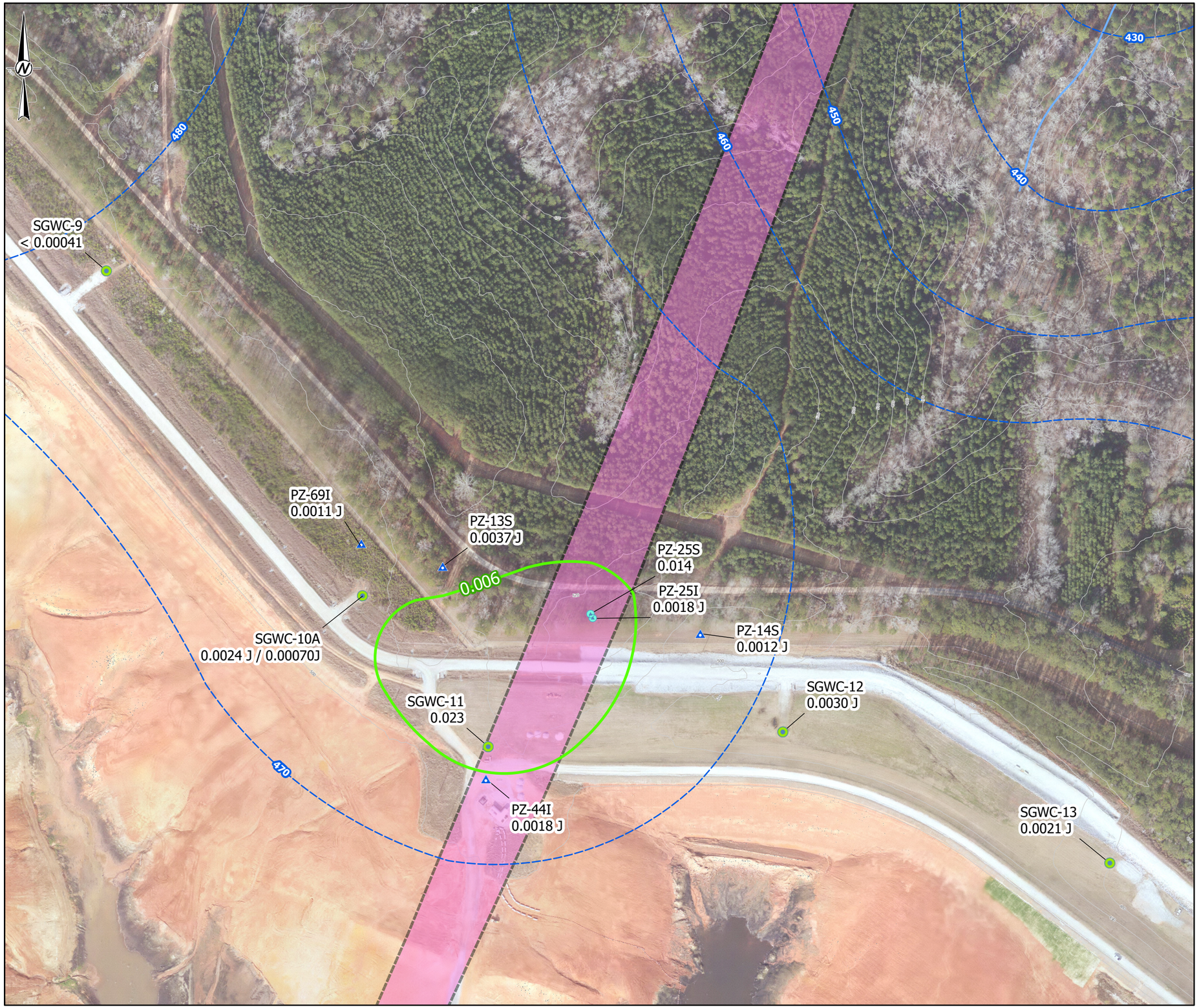

LEGEND

- SCHERER ASH POND-CCR MONITORING WELL
- ASSESSMENT MONITORING WELL
- PIEZOMETER
- STREAM
- EXISTING TOPOGRAPHY
- INFERRED POTENTIOMETRIC SURFACE CONTOUR (FEB 2026) (FT-NAVD 88)
- 0.006 COBALT ISOCONCENTRATION CONTOUR
- DIABASE (TD)

ANALYTE	UNITS	SCREENING / TARGET LEVELS			
		RSL	MCL	SITE-SPECIFIC BACKGROUND (UPPER TOLERANCE LIMIT)	GWPS
COBALT, TOTAL	mg/L	0.006	N/R	0.005	0.006

RSL = REGIONAL SCREENING LEVEL

MCL = MAXIMUM CONTAMINANT LEVEL

GWPS = GROUNDWATER PROTECTION STANDARD

N/R = NOT REPORTED

NOTE(S)

1. ALL LOCATIONS AND BOUNDARIES ARE APPROXIMATE.
2. CONCENTRATIONS REPORTED IN MILLIGRAMS PER LITER (MG/L), SAMPLED FEBRUARY-MAY 2026. J FLAGS INDICATE ESTIMATED VALUE.
3. THE GEOLOGY PRESENTED ON THIS FIGURE IS TAKEN FROM THE GEOLOGIC MAP PREPARED BY PETROLOGIC SOLUTIONS INC. IN 2020.
4. WELLS PZ-70 AND PZ-71 WERE INSTALLED IN JUNE 2025.
5. PIEZOMETERS PZ-29S AND PZ-30I WERE CONVERTED TO ASSESSMENT WELLS IN SEPTEMBER 2025

REFERENCE(S)

1. COORDINATE SYSTEM: NAD 1983 STATE PLANE GEORGIA WEST FIPS 1002 FEET.
2. MONITORING WELL/PIEZOMETER LOCATIONS SURVEYED BY JORDAN ENGINEERING, INC.
3. SITE IMAGERY: IMAGERY PROVIDED BY CLIENT 01/2026.
4. BACKGROUND IMAGERY: GOOGLE IMAGERY SERVICE. COPYRIGHT GOOGLE 2023. IMAGERY CAPTURED 12/17/2022.

0 112.5 225 450 Feet

CLIENT
GEORGIA POWER COMPANY
PLANT SCHERER
MONROE COUNTY, GEORGIA

Georgia Power

PROJECT
2026 SEMI-ANNUAL GROUNDWATER MONITORING AND CORRECTIVE ACTION REPORT
PLANT SCHERER - ASH POND 1

TITLE
INSET B - COBALT ISOCONCENTRATION MAP
FEBRUARY - MAY 2026

CONSULTANT
wsp

YYYY-MM-DD	2026-08-18
DESIGNED	CP
PREPARED	CP
REVIEWED	RNQ
APPROVED	RNQ

PROJECT NO.
31406440.018

FIGURE
4B

IF THIS MEASUREMENT DOES NOT MATCH WHAT IS SHOWN, THE SHEET SIZE HAS BEEN MODIFIED FROM: ANSI B
1 in
0

LEGEND

- SCHERER ASH POND-CCR MONITORING WELL
- ASSESSMENT MONITORING WELL
- STREAM
- EXISTING TOPOGRAPHY
- INFERRED POTENTIOMETRIC SURFACE CONTOUR (FEB 2026) (FT-NAVD 88)
- COBALT ISOCONCENTRATION CONTOUR

ANALYTE	UNITS	SCREENING / TARGET LEVELS			
		RSL	MCL	SITE-SPECIFIC BACKGROUND (UPPER TOLERANCE LIMIT)	GWPS
COBALT, TOTAL	mg/L	0.006	N/R	0.005	0.006

RSL = REGIONAL SCREENING LEVEL

MCL = MAXIMUM CONTAMINANT LEVEL

GWPS = GROUNDWATER PROTECTION STANDARD

N/R = NOT REPORTED

NOTE(S)

1. ALL LOCATIONS AND BOUNDARIES ARE APPROXIMATE.
2. CONCENTRATIONS REPORTED IN MILLIGRAMS PER LITER (MG/L), SAMPLED FEBRUARY-MAY 2026. J FLAGS INDICATE ESTIMATED VALUE.
3. THE GEOLOGY PRESENTED ON THIS FIGURE IS TAKEN FROM THE GEOLOGIC MAP PREPARED BY PETROLOGIC SOLUTIONS INC. IN 2020.
4. WELLS PZ-70 AND PZ-71 WERE INSTALLED IN JUNE 2025.
5. PIEZOMETERS PZ-29S AND PZ-30I WERE CONVERTED TO ASSESSMENT WELLS IN SEPTEMBER 2025

REFERENCE(S)

1. COORDINATE SYSTEM: NAD 1983 STATE PLANE GEORGIA WEST FIPS 1002 FEET.
2. MONITORING WELL/PIEZOMETER LOCATIONS SURVEYED BY JORDAN ENGINEERING, INC.
3. SITE IMAGERY: IMAGERY PROVIDED BY CLIENT 01/2026.
4. BACKGROUND IMAGERY: GOOGLE IMAGERY SERVICE. COPYRIGHT GOOGLE 2023. IMAGERY CAPTURED 12/17/2022.

0 65 130 260 Feet

CLIENT
GEORGIA POWER COMPANY
PLANT SCHERER
MONROE COUNTY, GEORGIA

Georgia Power

PROJECT
2026 SEMI-ANNUAL GROUNDWATER MONITORING AND CORRECTIVE ACTION REPORT
PLANT SCHERER - ASH POND 1

TITLE
INSET C - COBALT ISOCONCENTRATION MAP
FEBRUARY - MAY 2026

CONSULTANT
wsp

YYYY-MM-DD	2026-08-17
DESIGNED	CP
PREPARED	CP
REVIEWED	RNQ
APPROVED	RNQ

PROJECT NO.
31406440.018

FIGURE
4C

IF THIS MEASUREMENT DOES NOT MATCH WHAT IS SHOWN, THE SHEET SIZE HAS BEEN MODIFIED FROM: ANSI B

LEGEND

- SCHERER ASH POND-CCR MONITORING WELL
- ASSESSMENT MONITORING WELL
- STREAM
- EXISTING TOPOGRAPHY
- INFERRED POTENTIOMETRIC SURFACE CONTOUR (FEB 2026) (FT-NAVD 88)
- COBALT ISOCONCENTRATION CONTOUR
- DIORITE SILL (OZPD)
- 0.005 COBALT ISOCONCENTRATION CONTOUR SELECTION

ANALYTE	UNITS	SCREENING / TARGET LEVELS			
		RSL	MCL	SITE-SPECIFIC BACKGROUND (UPPER TOLERANCE LIMIT)	GWPS
COBALT, TOTAL	mg/L	0.006	N/R	0.005	0.006

RSL = REGIONAL SCREENING LEVEL

MCL = MAXIMUM CONTAMINANT LEVEL

GWPS = GROUNDWATER PROTECTION STANDARD

N/R = NOT REPORTED

NOTE(S)

1. ALL LOCATIONS AND BOUNDARIES ARE APPROXIMATE.
2. CONCENTRATIONS REPORTED IN MILLIGRAMS PER LITER (MG/L), SAMPLED FEBRUARY-MAY 2026. J FLAGS INDICATE ESTIMATED VALUE.
3. THE GEOLOGY PRESENTED ON THIS FIGURE IS TAKEN FROM THE GEOLOGIC MAP PREPARED BY PETROLOGIC SOLUTIONS INC. IN 2020.
4. WELLS PZ-70 AND PZ-71 WERE INSTALLED IN JUNE 2025.
5. PIEZOMETERS PZ-29S AND PZ-30I WERE CONVERTED TO ASSESSMENT WELLS IN SEPTEMBER 2025
6. SGWC-18 WAS NOT SAMPLED DURING THIS EVENT DUE TO INSUFFICIENT WATER VOLUME. SGWC-18 IS CONTOURED TO INDICATE PAST EXCEEDANCE.

REFERENCE(S)

1. COORDINATE SYSTEM: NAD 1983 STATE PLANE GEORGIA WEST FIPS 1002 FEET.
2. MONITORING WELL/PIEZOMETER LOCATIONS SURVEYED BY JORDAN ENGINEERING, INC.
3. SITE IMAGERY: IMAGERY PROVIDED BY CLIENT 01/2026.
4. BACKGROUND IMAGERY: GOOGLE IMAGERY SERVICE. COPYRIGHT GOOGLE 2023. IMAGERY CAPTURED 12/17/2022.

0 112.5 225 450 Feet

CLIENT
GEORGIA POWER COMPANY
PLANT SCHERER
MONROE COUNTY, GEORGIA

Georgia Power

PROJECT
2026 SEMI-ANNUAL GROUNDWATER MONITORING AND CORRECTIVE ACTION REPORT
PLANT SCHERER - ASH POND 1

TITLE
INSET D - COBALT ISOCONCENTRATION MAP
FEBRUARY - MAY 2026

CONSULTANT
wsp

YYYY-MM-DD	2026-08-13
DESIGNED	CP
PREPARED	CP
REVIEWED	RNQ
APPROVED	RNQ

PROJECT NO.
31406440.018

FIGURE
4D

IF THIS MEASUREMENT DOES NOT MATCH WHAT IS SHOWN, THE SHEET SIZE HAS BEEN MODIFIED FROM: ANSI B

APPENDIX A

Field Data Forms and Instrument Calibration Records

APPENDIX A

Field Data Forms
February - March 2026

Low-Flow Test Report:

Test Date / Time: 3/2/2026 3:27:57 PM
Project: Plant Scherer (7)
Operator Name: DCB

Location Name: SCH-SGWA-1 **Latitude: 33.076695841767894** **Longitude: -83.82943617187797** **Well Diameter: 2 in** **Casing Type: PVC** **Screen Length: 10 ft** **Top of Screen: 43.4 ft** **Total Depth: 53.4 ft** **Initial Depth to Water: 44.3 ft**	**Pump Type: Dedicated** **Tubing Type: LDPE** **Pump Intake From TOC: 44.6 ft** **Estimated Total Volume Pumped: 18000 ml** **Flow Cell Volume: 90 ml** **Final Flow Rate: 200 ml/min** **Final Draw Down: 0 ft**	**Instrument Used: Aqua TROLL 400** **Serial Number: 1283133**

Test Notes:

Low-Flow Readings:

Date Time	Elapsed Time	pH	Temperature	Specific Conductivity	RDO Concentration	Turbidity	ORP	Depth to Water	Flow
		+/- 0.1	+/- 10	+/- 5 %	+/- 10 %	+/- 10	+/- 10	+/- 0.3	
3/2/2026 3:27 PM	00:00	5.355 pH	21.19 °C	36.08 µS/cm	3.587 mg/L	525.0 NTU	81.9 mV	44.30 ft	200.0 ml/min
3/2/2026 3:32 PM	05:00	5.346 pH	19.87 °C	36.49 µS/cm	3.236 mg/L	455.0 NTU	108.2 mV	44.54 ft	200.0 ml/min
3/2/2026 3:37 PM	10:00	5.378 pH	20.15 °C	35.84 µS/cm	2.915 mg/L	419.0 NTU	103.1 mV	44.30 ft	200.0 ml/min
3/2/2026 3:42 PM	15:00	5.367 pH	23.24 °C	36.49 µS/cm	2.926 mg/L	195.0 NTU	121.1 mV	44.30 ft	200.0 ml/min
3/2/2026 3:47 PM	20:00	5.375 pH	20.56 °C	36.25 µS/cm	2.969 mg/L	142.0 NTU	137.1 mV	44.30 ft	200.0 ml/min
3/2/2026 3:52 PM	25:00	5.377 pH	20.20 °C	35.73 µS/cm	2.785 mg/L	85.30 NTU	120.8 mV	44.30 ft	200.0 ml/min
3/2/2026 3:57 PM	30:00	5.362 pH	20.11 °C	35.33 µS/cm	2.667 mg/L	61.50 NTU	152.1 mV	44.30 ft	200.0 ml/min
3/2/2026 4:02 PM	35:00	5.354 pH	20.01 °C	35.14 µS/cm	2.604 mg/L	40.90 NTU	160.4 mV	44.30 ft	200.0 ml/min
3/2/2026 4:07 PM	40:00	5.361 pH	20.04 °C	34.91 µS/cm	2.580 mg/L	21.10 NTU	132.2 mV	44.30 ft	200.0 ml/min
3/2/2026 4:12 PM	45:00	5.359 pH	19.87 °C	34.78 µS/cm	2.555 mg/L	11.30 NTU	167.2 mV	44.30 ft	200.0 ml/min
3/2/2026 4:17 PM	50:00	5.359 pH	19.77 °C	34.77 µS/cm	2.552 mg/L	8.110 NTU	172.4 mV	44.30 ft	200.0 ml/min
3/2/2026 4:22 PM	55:00	5.359 pH	19.75 °C	34.59 µS/cm	2.532 mg/L	5.420 NTU	136.8 mV	44.30 ft	200.0 ml/min
3/2/2026 4:27 PM	01:00:00	5.366 pH	19.75 °C	34.60 µS/cm	2.510 mg/L	5.300 NTU	135.0 mV	44.30 ft	200.0 ml/min
3/2/2026 4:32 PM	01:05:00	5.368 pH	19.71 °C	34.39 µS/cm	2.489 mg/L	4.140 NTU	172.0 mV	44.30 ft	200.0 ml/min

Samples

Sample ID:	Description:
SCH-SGWA-1	

Low-Flow Test Report:

Test Date / Time: 2/20/2026 8:27:02 AM
Project: Plant SCH
Operator Name: JCT

Location Name: SCH-SGWA-2 **Latitude: 33.06617199734551** **Longitude: -83.80694032291385** **Well Diameter: 2 in** **Casing Type: PVC** **Screen Length: 10 ft** **Top of Screen: 88.5 ft** **Total Depth: 98.5 ft** **Initial Depth to Water: 44.51 ft**	**Pump Type: Dedicated** **Tubing Type: Poly** **Pump Intake From TOC: 91.05 ft** **Estimated Total Volume Pumped: 10000 ml** **Flow Cell Volume: 90 ml** **Final Flow Rate: 200 ml/min** **Final Draw Down: 2.49 ft**	**Instrument Used: Aqua TROLL 400** **Serial Number: 1283499**

Test Notes:
5 bottles

Weather Conditions:
Cloudy 64

Low-Flow Readings:

Date Time	Elapsed Time	pH	Temperature	Specific Conductivity	RDO Concentration	Turbidity	ORP	Depth to Water	Flow
		+/- 0.1	+/- 0.5	+/- 3 %	+/- 0.3	+/- 10	+/- 10	+/- 5	
2/20/2026 8:27 AM	00:00	7.274 pH	20.17 °C	133.7 µS/cm	7.601 mg/L	1.020 NTU	174.3 mV	44.51 ft	200.0 ml/min
2/20/2026 8:32 AM	05:00	6.682 pH	18.99 °C	126.3 µS/cm	4.369 mg/L	2.140 NTU	117.0 mV	44.51 ft	200.0 ml/min
2/20/2026 8:37 AM	10:00	6.712 pH	18.94 °C	124.8 µS/cm	4.357 mg/L	2.000 NTU	133.5 mV	45.80 ft	200.0 ml/min
2/20/2026 8:42 AM	15:00	6.727 pH	18.88 °C	125.1 µS/cm	4.325 mg/L	1.530 NTU	86.2 mV	46.52 ft	200.0 ml/min
2/20/2026 8:47 AM	20:00	6.722 pH	18.78 °C	124.4 µS/cm	4.339 mg/L	1.080 NTU	123.0 mV	46.72 ft	200.0 ml/min
2/20/2026 8:52 AM	25:00	6.728 pH	18.76 °C	124.5 µS/cm	4.347 mg/L	0.860 NTU	117.1 mV	46.72 ft	200.0 ml/min
2/20/2026 8:57 AM	30:00	6.738 pH	18.71 °C	124.5 µS/cm	4.350 mg/L	0.700 NTU	113.7 mV	46.80 ft	200.0 ml/min
2/20/2026 9:02 AM	35:00	6.746 pH	18.70 °C	124.2 µS/cm	4.361 mg/L	0.690 NTU	111.7 mV	47.00 ft	200.0 ml/min
2/20/2026 9:07 AM	40:00	6.748 pH	18.63 °C	124.1 µS/cm	4.378 mg/L	0.530 NTU	110.2 mV	47.00 ft	200.0 ml/min
2/20/2026 9:12 AM	45:00	6.748 pH	18.43 °C	123.7 µS/cm	4.378 mg/L	0.690 NTU	108.3 mV	47.00 ft	200.0 ml/min
2/20/2026 9:17 AM	50:00	6.743 pH	18.08 °C	123.8 µS/cm	4.401 mg/L	0.500 NTU	106.9 mV	47.00 ft	200.0 ml/min

Samples

Sample ID:	Description:

Low-Flow Test Report:

Test Date / Time: 2/19/2026 11:41:48 AM
Project: Plant SCH
Operator Name: JCT

Location Name: SCH-SGWA-3 **Latitude: 33.066149502109866** **Longitude: -83.80686304169575** **Well Diameter: 2 in** **Casing Type: PVC** **Screen Length: 10 ft** **Top of Screen: 42.8 ft** **Total Depth: 52.8 ft** **Initial Depth to Water: 34.09 ft**	**Pump Type: Dedicated** **Tubing Type: Poly** **Pump Intake From TOC: 47.8 ft** **Estimated Total Volume Pumped: 7000 ml** **Flow Cell Volume: 90 ml** **Final Flow Rate: 200 ml/min** **Final Draw Down: 7.36 ft**	**Instrument Used: Aqua TROLL 400** **Serial Number: 1283499**

Test Notes:
5 bottle and FB-1

Low-Flow Readings:

Date Time	Elapsed Time	pH	Temperature	Specific Conductivity	RDO Concentration	Turbidity	ORP	Depth to Water	Flow
		+/- 0.1	+/- 0.5	+/- 3 %	+/- 0.3	+/- 10	+/- 10	+/- 5	
2/19/2026 11:41 AM	00:00	6.330 pH	20.79 °C	80.86 µS/cm	7.057 mg/L	0.610 NTU	112.3 mV	34.09 ft	200.0 ml/min
2/19/2026 11:46 AM	05:00	5.937 pH	19.22 °C	85.09 µS/cm	4.753 mg/L	0.910 NTU	85.2 mV	34.09 ft	200.0 ml/min
2/19/2026 11:51 AM	10:00	5.957 pH	19.32 °C	83.88 µS/cm	4.989 mg/L	0.650 NTU	117.0 mV	38.90 ft	200.0 ml/min
2/19/2026 11:56 AM	15:00	5.958 pH	19.30 °C	84.28 µS/cm	4.989 mg/L	0.800 NTU	78.8 mV	39.03 ft	200.0 ml/min
2/19/2026 12:01 PM	20:00	5.949 pH	19.41 °C	83.85 µS/cm	4.856 mg/L	0.530 NTU	114.6 mV	39.67 ft	200.0 ml/min
2/19/2026 12:06 PM	25:00	5.927 pH	19.58 °C	84.15 µS/cm	4.723 mg/L	0.480 NTU	116.3 mV	41.20 ft	200.0 ml/min
2/19/2026 12:11 PM	30:00	5.927 pH	19.56 °C	83.89 µS/cm	4.577 mg/L	0.390 NTU	115.3 mV	41.45 ft	200.0 ml/min
2/19/2026 12:16 PM	35:00	5.917 pH	19.59 °C	83.92 µS/cm	4.451 mg/L	0.260 NTU	116.2 mV	41.45 ft	200.0 ml/min

Samples

Sample ID:	Description:

Low-Flow Test Report:

Test Date / Time: 2/19/2026 8:57:24 AM
Project: Plant SCH
Operator Name: JCT

Location Name: SCH-SGWA-4 **Latitude: 33.066149502109866** **Longitude: -83.80686304169575** **Well Diameter: 2 in** **Casing Type: PVC** **Screen Length: 10 ft** **Top of Screen: 53.2 ft** **Total Depth: 63.2 ft** **Initial Depth to Water: 47.01 ft**	**Pump Type: Dedicated** **Tubing Type: Poly** **Pump Intake From TOC: 58.2 ft** **Estimated Total Volume Pumped: 8000 ml** **Flow Cell Volume: 90 ml** **Final Flow Rate: 200 ml/min** **Final Draw Down: 3.99 ft**	**Instrument Used: Aqua TROLL 400** **Serial Number: 1283499**

Test Notes:
5 bottles and FD-1

Weather Conditions:
Cloudy 63

Low-Flow Readings:

Date Time	Elapsed Time	pH	Temperature	Specific Conductivity	RDO Concentration	Turbidity	ORP	Depth to Water	Flow
		+/- 0.1	+/- 0.5	+/- 3 %	+/- 0.3	+/- 10	+/- 10	+/- 5	
2/19/2026 8:57 AM	00:00	7.644 pH	19.09 °C	345.7 µS/cm	7.922 mg/L	0.860 NTU	194.3 mV	47.01 ft	200.0 ml/min
2/19/2026 9:02 AM	05:00	6.348 pH	18.28 °C	171.6 µS/cm	5.751 mg/L	0.690 NTU	169.5 mV	48.35 ft	200.0 ml/min
2/19/2026 9:07 AM	10:00	6.335 pH	18.34 °C	168.3 µS/cm	5.356 mg/L	1.040 NTU	102.6 mV	48.35 ft	200.0 ml/min
2/19/2026 9:12 AM	15:00	6.334 pH	18.49 °C	168.0 µS/cm	5.258 mg/L	0.860 NTU	93.4 mV	49.30 ft	200.0 ml/min
2/19/2026 9:17 AM	20:00	6.332 pH	18.60 °C	168.8 µS/cm	5.242 mg/L	1.000 NTU	92.6 mV	49.80 ft	200.0 ml/min
2/19/2026 9:22 AM	25:00	6.326 pH	18.61 °C	170.0 µS/cm	5.251 mg/L	0.720 NTU	90.8 mV	51.00 ft	200.0 ml/min
2/19/2026 9:27 AM	30:00	6.327 pH	18.57 °C	171.3 µS/cm	5.263 mg/L	0.760 NTU	87.4 mV	51.00 ft	200.0 ml/min
2/19/2026 9:32 AM	35:00	6.326 pH	18.68 °C	171.7 µS/cm	5.255 mg/L	0.650 NTU	88.1 mV	51.00 ft	200.0 ml/min
2/19/2026 9:37 AM	40:00	6.329 pH	18.79 °C	172.9 µS/cm	5.241 mg/L	0.610 NTU	87.8 mV	51.00 ft	200.0 ml/min

Samples

Sample ID:	Description:

Low-Flow Test Report:

Test Date / Time: 3/2/2026 11:14:08 AM
Project: Plant Scherer (6)
Operator Name: DCB

Location Name: SCH-SGWA-5 **Latitude: 33.07342463641714** **Longitude: -83.83753350943684** **Well Diameter: 2 in** **Casing Type: PVC** **Screen Length: 10 ft** **Top of Screen: 23.1 ft** **Total Depth: 33.1 ft** **Initial Depth to Water: 17.13 ft**	**Pump Type: Dedicated** **Tubing Type: LDPE** **Pump Intake From TOC: 24.36 ft** **Estimated Total Volume Pumped: 31000 ml** **Flow Cell Volume: 90 ml** **Final Flow Rate: 200 ml/min** **Final Draw Down: 0.48 ft**	**Instrument Used: Aqua TROLL 400** **Serial Number: 1283133**

Test Notes:

Low-Flow Readings:

Date Time	Elapsed Time	pH	Temperature	Specific Conductivity	RDO Concentration	Turbidity	ORP	Depth to Water	Flow
		+/- 0.1	+/- 10	+/- 5 %	+/- 10 %	+/- 10	+/- 10	+/- 0.3	
3/2/2026 11:14 AM	00:00	6.888 pH	23.57 °C	88.75 µS/cm	7.986 mg/L	1.120 NTU	133.8 mV	17.13 ft	200.0 ml/min
3/2/2026 11:19 AM	05:00	5.829 pH	20.24 °C	58.08 µS/cm	8.433 mg/L	1.230 NTU	83.7 mV	17.61 ft	200.0 ml/min
3/2/2026 11:24 AM	10:00	5.855 pH	20.93 °C	47.07 µS/cm	8.422 mg/L	1.150 NTU	70.9 mV	17.61 ft	200.0 ml/min
3/2/2026 11:29 AM	15:00	5.823 pH	20.60 °C	55.35 µS/cm	8.408 mg/L	1.250 NTU	78.9 mV	17.61 ft	200.0 ml/min
3/2/2026 11:34 AM	20:00	5.844 pH	20.56 °C	57.04 µS/cm	8.430 mg/L	1.550 NTU	73.6 mV	17.61 ft	200.0 ml/min
3/2/2026 11:39 AM	25:00	5.807 pH	20.54 °C	57.70 µS/cm	8.398 mg/L	1.310 NTU	75.7 mV	17.61 ft	200.0 ml/min
3/2/2026 11:44 AM	30:00	5.683 pH	20.11 °C	43.95 µS/cm	8.471 mg/L	1.240 NTU	80.5 mV	17.61 ft	200.0 ml/min
3/2/2026 11:49 AM	35:00	5.829 pH	19.93 °C	27.78 µS/cm	8.508 mg/L	1.450 NTU	88.9 mV	17.61 ft	200.0 ml/min
3/2/2026 11:54 AM	40:00	5.860 pH	20.20 °C	64.83 µS/cm	8.507 mg/L	1.070 NTU	88.4 mV	17.61 ft	200.0 ml/min
3/2/2026 11:59 AM	45:00	5.843 pH	19.96 °C	56.79 µS/cm	8.563 mg/L	1.540 NTU	84.7 mV	17.61 ft	200.0 ml/min
3/2/2026 12:04 PM	50:00	5.854 pH	20.11 °C	43.28 µS/cm	8.595 mg/L	1.350 NTU	84.0 mV	17.61 ft	200.0 ml/min
3/2/2026 12:09 PM	55:00	5.903 pH	20.24 °C	27.46 µS/cm	8.570 mg/L	1.770 NTU	83.6 mV	17.61 ft	200.0 ml/min
3/2/2026 12:14 PM	01:00:00	5.902 pH	20.73 °C	39.43 µS/cm	8.503 mg/L	0.960 NTU	83.3 mV	17.61 ft	200.0 ml/min
3/2/2026 12:19 PM	01:05:00	5.885 pH	20.40 °C	34.24 µS/cm	8.562 mg/L	1.230 NTU	85.5 mV	17.61 ft	200.0 ml/min
3/2/2026 12:24 PM	01:10:00	5.876 pH	20.55 °C	63.56 µS/cm	8.549 mg/L	1.090 NTU	86.0 mV	17.61 ft	200.0 ml/min

3/2/2026 12:29 PM	01:15:00	5.872 pH	20.58 °C	44.60 µS/cm	8.504 mg/L	1.250 NTU	88.5 mV	17.61 ft	200.0 ml/min
3/2/2026 12:34 PM	01:20:00	5.879 pH	20.54 °C	50.67 µS/cm	8.539 mg/L	1.040 NTU	89.7 mV	17.61 ft	200.0 ml/min
3/2/2026 12:39 PM	01:25:00	5.872 pH	20.62 °C	45.50 µS/cm	8.545 mg/L	1.400 NTU	89.9 mV	17.61 ft	200.0 ml/min
3/2/2026 12:44 PM	01:30:00	5.900 pH	20.73 °C	60.52 µS/cm	8.531 mg/L	1.020 NTU	90.0 mV	17.61 ft	200.0 ml/min
3/2/2026 12:49 PM	01:35:00	5.885 pH	20.77 °C	33.95 µS/cm	8.497 mg/L	1.090 NTU	91.9 mV	17.61 ft	200.0 ml/min
3/2/2026 12:54 PM	01:40:00	5.914 pH	20.64 °C	39.05 µS/cm	8.520 mg/L	0.850 NTU	91.6 mV	17.61 ft	200.0 ml/min
3/2/2026 12:59 PM	01:45:00	5.885 pH	20.38 °C	52.46 µS/cm	8.556 mg/L	1.540 NTU	105.0 mV	17.61 ft	200.0 ml/min
3/2/2026 1:04 PM	01:50:00	5.908 pH	20.40 °C	61.08 µS/cm	8.572 mg/L	0.210 NTU	98.0 mV	17.61 ft	200.0 ml/min
3/2/2026 1:09 PM	01:55:00	5.876 pH	20.51 °C	33.80 µS/cm	8.541 mg/L	0.560 NTU	96.9 mV	17.61 ft	200.0 ml/min
3/2/2026 1:14 PM	02:00:00	5.897 pH	20.51 °C	52.72 µS/cm	8.555 mg/L	0.750 NTU	97.2 mV	17.61 ft	200.0 ml/min
3/2/2026 1:19 PM	02:05:00	5.935 pH	20.73 °C	56.25 µS/cm	8.538 mg/L	1.070 NTU	97.3 mV	17.61 ft	200.0 ml/min
3/2/2026 1:24 PM	02:10:00	5.922 pH	21.03 °C	58.97 µS/cm	8.500 mg/L	0.990 NTU	98.8 mV	17.61 ft	200.0 ml/min
3/2/2026 1:29 PM	02:15:00	5.894 pH	20.81 °C	61.71 µS/cm	8.529 mg/L	1.250 NTU	102.2 mV	17.61 ft	200.0 ml/min
3/2/2026 1:34 PM	02:20:00	5.914 pH	20.78 °C	55.53 µS/cm	8.522 mg/L	1.020 NTU	101.5 mV	17.61 ft	200.0 ml/min
3/2/2026 1:39 PM	02:25:00	5.903 pH	20.59 °C	57.08 µS/cm	8.531 mg/L	1.110 NTU	104.5 mV	17.61 ft	200.0 ml/min
3/2/2026 1:44 PM	02:30:00	5.906 pH	20.74 °C	58.14 µS/cm	8.530 mg/L	0.980 NTU	105.1 mV	17.61 ft	200.0 ml/min
3/2/2026 1:49 PM	02:35:00	5.882 pH	21.01 °C	56.38 µS/cm	8.518 mg/L	1.100 NTU	106.1 mV	17.61 ft	200.0 ml/min

Samples

Sample ID:	Description:
SCH-SGWA-5	

Low-Flow Test Report:

Test Date / Time: 2/19/2026 1:35:50 PM
Project: SCH (3)
Operator Name: ZLR

Location Name: SCH-SGWA-24 **Well Diameter: 2 in** **Casing Type: PVC** **Screen Length: 10 ft** **Top of Screen: 32.9 ft** **Total Depth: 42.9 ft** **Initial Depth to Water: 15.81 ft**	**Pump Type: Dedicated** **Tubing Type: LDPE** **Pump Intake From TOC: 34.8 ft** **Estimated Total Volume Pumped: 5000 ml** **Flow Cell Volume: 90 ml** **Final Flow Rate: 200 ml/min** **Final Draw Down: 0.43 ft**	**Instrument Used: Aqua TROLL 400** **Serial Number: 1283497**

Test Notes:

Weather Conditions:
76 cloudy

Low-Flow Readings:

Date Time	Elapsed Time	pH	Temperature	Specific Conductivity	RDO Concentration	Turbidity	ORP	Depth to Water	Flow
		+/- 0.1	+/- 0.5	+/- 5 %	+/- 0.2	+/- 5	+/- 10	+/- 5	
2/19/2026 1:35 PM	00:00	6.447 pH	20.40 °C	163.9 µS/cm	5.566 mg/L	0.500 NTU	178.7 mV	15.81 ft	200.0 ml/min
2/19/2026 1:40 PM	05:00	6.290 pH	19.39 °C	171.1 µS/cm	1.402 mg/L	0.880 NTU	172.8 mV	16.24 ft	200.0 ml/min
2/19/2026 1:45 PM	10:00	6.285 pH	19.26 °C	171.1 µS/cm	1.129 mg/L	1.320 NTU	161.5 mV	16.24 ft	200.0 ml/min
2/19/2026 1:50 PM	15:00	6.276 pH	19.29 °C	170.5 µS/cm	0.843 mg/L	1.290 NTU	198.2 mV	16.24 ft	200.0 ml/min
2/19/2026 1:55 PM	20:00	6.276 pH	19.51 °C	169.8 µS/cm	0.723 mg/L	1.260 NTU	203.9 mV	16.24 ft	200.0 ml/min
2/19/2026 2:00 PM	25:00	6.276 pH	19.79 °C	170.1 µS/cm	0.694 mg/L	1.230 NTU	164.3 mV	16.24 ft	200.0 ml/min

Samples

Sample ID:	Description:
SCH-SGWA-24	

Low-Flow Test Report:

Test Date / Time: 2/20/2026 10:34:50 AM
Project: SCH (5)
Operator Name: ZLR

Location Name: SCH-SGWA-25 **Well Diameter: 2 in** **Casing Type: PVC** **Screen Length: 10 ft** **Top of Screen: 38 ft** **Total Depth: 48 ft** **Initial Depth to Water: 34.97 ft**	**Pump Type: Dedicated** **Tubing Type: LDPE** **Pump Intake From TOC: 39.75 ft** **Estimated Total Volume Pumped: 4500 ml** **Flow Cell Volume: 90 ml** **Final Flow Rate: 150 ml/min** **Final Draw Down: 0.15 ft**	**Instrument Used: Aqua TROLL 400** **Serial Number: 1283497**

Test Notes:

Weather Conditions:
67 rainy

Low-Flow Readings:

Date Time	Elapsed Time	pH	Temperature	Specific Conductivity	RDO Concentration	Turbidity	ORP	Depth to Water	Flow
		+/- 0.1	+/- 0.5	+/- 5 %	+/- 0.2	+/- 5	+/- 10	+/- 5	
2/20/2026 10:34 AM	00:00	6.921 pH	18.48 °C	108.0 µS/cm	7.787 mg/L	0.520 NTU	163.7 mV	34.97 ft	150.0 ml/min
2/20/2026 10:39 AM	05:00	6.059 pH	18.82 °C	121.5 µS/cm	3.260 mg/L	15.70 NTU	167.0 mV	35.12 ft	150.0 ml/min
2/20/2026 10:44 AM	10:00	6.005 pH	18.85 °C	118.2 µS/cm	2.863 mg/L	12.70 NTU	162.9 mV	35.12 ft	150.0 ml/min
2/20/2026 10:49 AM	15:00	5.985 pH	18.75 °C	117.0 µS/cm	2.715 mg/L	7.710 NTU	160.0 mV	35.12 ft	150.0 ml/min
2/20/2026 10:54 AM	20:00	5.964 pH	18.76 °C	116.8 µS/cm	2.383 mg/L	5.600 NTU	204.6 mV	35.12 ft	150.0 ml/min
2/20/2026 10:59 AM	25:00	5.954 pH	18.99 °C	116.9 µS/cm	2.267 mg/L	4.800 NTU	163.0 mV	35.12 ft	150.0 ml/min
2/20/2026 11:04 AM	30:00	5.952 pH	19.03 °C	116.1 µS/cm	2.220 mg/L	2.800 NTU	202.5 mV	35.12 ft	150.0 ml/min

Samples

Sample ID:	Description:
SCH-SGWA-25	

Low-Flow Test Report:

Test Date / Time: 2/19/2026 12:17:32 PM
Project: SCS Plant Scherer (7)
Operator Name: Daniel Howard

Location Name: SCH-SGWC-6 **Well Diameter: 2 in** **Casing Type: PVC** **Screen Length: 10 ft** **Top of Screen: 17.6 ft** **Total Depth: 27.6 ft** **Initial Depth to Water: 19.54 ft**	**Pump Type: Bladder pump** **Tubing Type: LDPE** **Pump Intake From TOC: 23.6 ft** **Estimated Total Volume Pumped: 15000 ml** **Flow Cell Volume: 90 ml** **Final Flow Rate: 125 ml/min** **Final Draw Down: 1.66 ft**	**Instrument Used: Aqua TROLL 400** **Serial Number: 1170046**

Test Notes:
Sample time 1417.

Weather Conditions:
Partly cloudy

Low-Flow Readings:

Date Time	Elapsed Time	pH	Temperature	Specific Conductivity	RDO Concentration	Turbidity	ORP	Depth to Water	Flow
		+/- 0.1	+/- 0.5	+/- 5 %	+/- 10 %	+/- 5	+/- 10	+/- 0.3	
2/19/2026 12:17 PM	00:00	6.208 pH	22.38 °C	184.0 µS/cm	1.580 mg/L	5.840 NTU	77.4 mV	19.54 ft	125.0 ml/min
2/19/2026 12:22 PM	05:00	6.217 pH	21.26 °C	184.9 µS/cm	1.893 mg/L	5.840 NTU	160.8 mV	19.85 ft	125.0 ml/min
2/19/2026 12:27 PM	10:00	6.220 pH	20.78 °C	184.9 µS/cm	2.039 mg/L	5.090 NTU	173.5 mV	20.05 ft	125.0 ml/min
2/19/2026 12:32 PM	15:00	6.225 pH	20.75 °C	184.2 µS/cm	2.161 mg/L	4.730 NTU	180.2 mV	20.25 ft	125.0 ml/min
2/19/2026 12:37 PM	20:00	6.222 pH	20.28 °C	184.4 µS/cm	2.260 mg/L	3.770 NTU	182.2 mV	20.34 ft	125.0 ml/min
2/19/2026 12:42 PM	25:00	6.225 pH	20.06 °C	183.6 µS/cm	2.327 mg/L	3.240 NTU	183.8 mV	20.43 ft	125.0 ml/min
2/19/2026 12:47 PM	30:00	6.207 pH	19.81 °C	182.7 µS/cm	2.372 mg/L	3.660 NTU	256.2 mV	20.52 ft	125.0 ml/min
2/19/2026 12:52 PM	35:00	6.213 pH	20.19 °C	182.6 µS/cm	2.355 mg/L	2.650 NTU	194.9 mV	20.61 ft	125.0 ml/min
2/19/2026 12:57 PM	40:00	6.211 pH	19.97 °C	181.2 µS/cm	2.360 mg/L	2.370 NTU	191.6 mV	20.68 ft	125.0 ml/min
2/19/2026 1:02 PM	45:00	6.200 pH	19.97 °C	181.4 µS/cm	2.351 mg/L	2.460 NTU	189.6 mV	20.69 ft	125.0 ml/min
2/19/2026 1:07 PM	50:00	6.204 pH	19.84 °C	180.6 µS/cm	2.347 mg/L	2.110 NTU	188.3 mV	20.75 ft	125.0 ml/min
2/19/2026 1:12 PM	55:00	6.197 pH	19.37 °C	180.2 µS/cm	2.366 mg/L	2.270 NTU	255.1 mV	20.81 ft	125.0 ml/min
2/19/2026 1:17 PM	01:00:00	6.188 pH	19.59 °C	180.1 µS/cm	2.329 mg/L	2.060 NTU	189.7 mV	20.87 ft	125.0 ml/min

2/19/2026 1:22 PM	01:05:00	6.181 pH	19.48 °C	179.6 µS/cm	2.306 mg/L	1.730 NTU	256.7 mV	20.92 ft	125.0 ml/min
2/19/2026 1:27 PM	01:10:00	6.184 pH	19.89 °C	178.5 µS/cm	2.269 mg/L	1.680 NTU	197.5 mV	20.96 ft	125.0 ml/min
2/19/2026 1:32 PM	01:15:00	6.175 pH	19.89 °C	178.5 µS/cm	2.238 mg/L	1.780 NTU	189.5 mV	20.97 ft	125.0 ml/min
2/19/2026 1:37 PM	01:20:00	6.174 pH	19.96 °C	178.4 µS/cm	2.233 mg/L	1.480 NTU	189.0 mV	21.01 ft	125.0 ml/min
2/19/2026 1:42 PM	01:25:00	6.170 pH	20.32 °C	177.8 µS/cm	2.188 mg/L	1.390 NTU	186.5 mV	21.04 ft	125.0 ml/min
2/19/2026 1:47 PM	01:30:00	6.161 pH	20.35 °C	176.9 µS/cm	2.157 mg/L	1.270 NTU	187.0 mV	21.08 ft	125.0 ml/min
2/19/2026 1:52 PM	01:35:00	6.157 pH	20.62 °C	177.3 µS/cm	2.138 mg/L	1.310 NTU	261.9 mV	21.11 ft	125.0 ml/min
2/19/2026 1:57 PM	01:40:00	6.160 pH	21.39 °C	175.2 µS/cm	2.069 mg/L	1.670 NTU	203.9 mV	21.14 ft	125.0 ml/min
2/19/2026 2:02 PM	01:45:00	6.159 pH	21.10 °C	175.5 µS/cm	2.029 mg/L	1.570 NTU	206.6 mV	21.17 ft	125.0 ml/min
2/19/2026 2:07 PM	01:50:00	6.162 pH	20.91 °C	174.1 µS/cm	1.976 mg/L	1.980 NTU	206.9 mV	21.17 ft	125.0 ml/min
2/19/2026 2:12 PM	01:55:00	6.153 pH	20.73 °C	174.2 µS/cm	1.944 mg/L	1.950 NTU	206.9 mV	21.17 ft	125.0 ml/min
2/19/2026 2:17 PM	02:00:00	6.153 pH	20.67 °C	173.3 µS/cm	1.918 mg/L	1.980 NTU	286.5 mV	21.20 ft	125.0 ml/min

Samples

Sample ID:	Description:
SCH-SGWC-6	

Low-Flow Test Report:

Test Date / Time: 2/20/2026 9:28:39 AM
Project: Plant Scherer (5)
Operator Name: DCB

Location Name: SCH-SGWC-7 **Latitude: 33.08602754029732** **Longitude: -83.82169556811807** **Well Diameter: 2 in** **Casing Type: PVC** **Screen Length: 10 ft** **Top of Screen: 27.7 ft** **Total Depth: 37.7 ft** **Initial Depth to Water: 17.72 ft**	**Pump Type: Bladder** **Tubing Type: LDPE** **Pump Intake From TOC: 32.7 ft** **Estimated Total Volume Pumped: 11000 ml** **Flow Cell Volume: 90 ml** **Final Flow Rate: 200 ml/min** **Final Draw Down: 0.07 ft**	**Instrument Used: Aqua TROLL 400** **Serial Number: 1283133**

Test Notes:

Low-Flow Readings:

Date Time	Elapsed Time	pH	Temperature	Specific Conductivity	RDO Concentration	Turbidity	ORP	Depth to Water	Flow
		+/- 0.1	+/- 10	+/- 5 %	+/- 10 %	+/- 10	+/- 10	+/- 0.3	
2/20/2026 9:28 AM	00:00	6.477 pH	18.86 °C	225.4 µS/cm	2.261 mg/L	0.410 NTU	75.9 mV	17.72 ft	200.0 ml/min
2/20/2026 9:33 AM	05:00	6.463 pH	18.86 °C	223.7 µS/cm	2.167 mg/L	0.350 NTU	118.5 mV	17.72 ft	200.0 ml/min
2/20/2026 9:38 AM	10:00	6.460 pH	18.86 °C	224.6 µS/cm	2.065 mg/L	0.310 NTU	88.7 mV	17.73 ft	200.0 ml/min
2/20/2026 9:43 AM	15:00	6.464 pH	18.88 °C	221.8 µS/cm	2.129 mg/L	0.400 NTU	88.5 mV	17.73 ft	200.0 ml/min
2/20/2026 9:48 AM	20:00	6.449 pH	18.93 °C	224.4 µS/cm	2.010 mg/L	0.430 NTU	91.1 mV	17.74 ft	200.0 ml/min
2/20/2026 9:53 AM	25:00	6.444 pH	18.99 °C	222.9 µS/cm	2.025 mg/L	0.370 NTU	92.5 mV	17.74 ft	200.0 ml/min
2/20/2026 9:58 AM	30:00	6.439 pH	19.04 °C	219.7 µS/cm	2.009 mg/L	0.310 NTU	91.8 mV	17.75 ft	200.0 ml/min
2/20/2026 10:03 AM	35:00	6.453 pH	19.00 °C	224.5 µS/cm	2.110 mg/L	0.350 NTU	93.8 mV	17.76 ft	200.0 ml/min
2/20/2026 10:08 AM	40:00	6.445 pH	19.04 °C	222.3 µS/cm	1.969 mg/L	0.330 NTU	94.8 mV	17.76 ft	200.0 ml/min
2/20/2026 10:13 AM	45:00	6.459 pH	19.13 °C	220.6 µS/cm	2.156 mg/L	0.320 NTU	93.4 mV	17.78 ft	200.0 ml/min
2/20/2026 10:18 AM	50:00	6.453 pH	19.26 °C	221.3 µS/cm	2.081 mg/L	0.400 NTU	95.7 mV	17.78 ft	200.0 ml/min
2/20/2026 10:23 AM	55:00	6.463 pH	19.40 °C	220.4 µS/cm	2.164 mg/L	0.250 NTU	96.4 mV	17.79 ft	200.0 ml/min

Samples

Sample ID:	Description:

SCH-SGWC-7	

Created using VuSitu from In-Situ, Inc.

Low-Flow Test Report:

Test Date / Time: 2/19/2026 1:13:36 PM
Project: Plant SCH
Operator Name: JCT

Location Name: SCH-SGWC-8 **Well Diameter: 2 in** **Casing Type: PVC** **Screen Length: 10 ft** **Top of Screen: 32.6 ft** **Total Depth: 42.6 ft** **Initial Depth to Water: 27.45 ft**	**Pump Type: Dedicated** **Tubing Type: Poly** **Pump Intake From TOC: 37.6 ft** **Estimated Total Volume Pumped: 6000 ml** **Flow Cell Volume: 90 ml** **Final Flow Rate: 200 ml/min** **Final Draw Down: 0.25 ft**	**Instrument Used: Aqua TROLL 400** **Serial Number: 1283499**

Test Notes:
5 bottles plus 2 extra rad

Weather Conditions:
Cloudy 68

Low-Flow Readings:

Date Time	Elapsed Time	pH	Temperature	Specific Conductivity	RDO Concentration	Turbidity	ORP	Depth to Water	Flow
		+/- 0.1	+/- 0.5	+/- 3 %	+/- 0.3	+/- 10	+/- 10	+/- 5	
2/19/2026 1:13 PM	00:00	6.620 pH	20.02 °C	435.0 µS/cm	4.584 mg/L	0.480 NTU	64.0 mV	27.45 ft	200.0 ml/min
2/19/2026 1:18 PM	05:00	6.566 pH	19.98 °C	455.5 µS/cm	3.836 mg/L	0.490 NTU	81.3 mV	27.45 ft	200.0 ml/min
2/19/2026 1:23 PM	10:00	6.565 pH	19.94 °C	452.5 µS/cm	3.700 mg/L	0.880 NTU	57.6 mV	27.45 ft	200.0 ml/min
2/19/2026 1:28 PM	15:00	6.558 pH	19.95 °C	461.3 µS/cm	3.303 mg/L	0.440 NTU	80.1 mV	27.56 ft	200.0 ml/min
2/19/2026 1:33 PM	20:00	6.548 pH	19.94 °C	450.5 µS/cm	3.263 mg/L	0.390 NTU	58.4 mV	27.70 ft	200.0 ml/min
2/19/2026 1:38 PM	25:00	6.542 pH	19.97 °C	447.4 µS/cm	3.244 mg/L	0.680 NTU	57.2 mV	27.70 ft	200.0 ml/min
2/19/2026 1:43 PM	30:00	6.535 pH	20.08 °C	448.4 µS/cm	3.213 mg/L	0.440 NTU	81.1 mV	27.70 ft	200.0 ml/min

Samples

Sample ID:	Description:

Low-Flow Test Report:

Test Date / Time: 2/25/2026 10:14:21 AM
Project: SCH (6)
Operator Name: ZLR

Location Name: SCH-SGWC-9 **Latitude: 33.066123490341454** **Longitude: -83.80690788567718** **Well Diameter: 2 in** **Casing Type: PVC** **Screen Length: 10 ft** **Top of Screen: 27.8 ft** **Total Depth: 37.8 ft** **Initial Depth to Water: 31.22 ft**	**Pump Type: Bladder** **Tubing Type: LDPE** **Pump Intake From TOC: 34 ft** **Estimated Total Volume Pumped: 13500 ml** **Flow Cell Volume: 90 ml** **Final Flow Rate: 200 ml/min** **Final Draw Down: 1.14 ft**	**Instrument Used: Aqua TROLL 400** **Serial Number: 1283497**

Test Notes:

Weather Conditions:
51 cloudy

Low-Flow Readings:

Date Time	Elapsed Time	pH	Temperature	Specific Conductivity	RDO Concentration	Turbidity	ORP	Depth to Water	Flow
		+/- 0.1	+/- 0.5	+/- 5 %	+/- 0.2	+/- 5	+/- 10	+/- 0.3	
2/25/2026 10:14 AM	00:00	6.274 pH	17.11 °C	510.7 µS/cm	1.976 mg/L	1.610 NTU	97.6 mV	31.22 ft	100.0 ml/min
2/25/2026 10:19 AM	05:00	6.274 pH	17.66 °C	496.2 µS/cm	1.155 mg/L	1.710 NTU	124.0 mV	31.69 ft	100.0 ml/min
2/25/2026 10:24 AM	10:00	6.273 pH	17.68 °C	503.3 µS/cm	1.146 mg/L	1.560 NTU	129.7 mV	31.76 ft	100.0 ml/min
2/25/2026 10:29 AM	15:00	6.272 pH	17.66 °C	509.3 µS/cm	1.108 mg/L	1.310 NTU	150.1 mV	31.84 ft	100.0 ml/min
2/25/2026 10:34 AM	20:00	6.270 pH	17.81 °C	508.5 µS/cm	1.000 mg/L	1.600 NTU	213.6 mV	31.86 ft	100.0 ml/min
2/25/2026 10:39 AM	25:00	6.268 pH	18.24 °C	509.4 µS/cm	0.989 mg/L	1.580 NTU	217.6 mV	32.07 ft	200.0 ml/min
2/25/2026 10:44 AM	30:00	6.266 pH	18.22 °C	502.6 µS/cm	0.741 mg/L	0.790 NTU	268.2 mV	32.15 ft	200.0 ml/min
2/25/2026 10:49 AM	35:00	6.267 pH	18.29 °C	497.1 µS/cm	0.572 mg/L	0.550 NTU	280.1 mV	32.22 ft	200.0 ml/min
2/25/2026 10:54 AM	40:00	6.264 pH	18.41 °C	496.1 µS/cm	0.454 mg/L	0.640 NTU	361.7 mV	32.29 ft	200.0 ml/min
2/25/2026 10:59 AM	45:00	6.263 pH	18.32 °C	493.5 µS/cm	0.368 mg/L	0.460 NTU	273.3 mV	32.29 ft	200.0 ml/min
2/25/2026 11:04 AM	50:00	6.264 pH	18.37 °C	487.9 µS/cm	0.322 mg/L	0.270 NTU	248.5 mV	32.33 ft	200.0 ml/min
2/25/2026 11:09 AM	55:00	6.262 pH	18.54 °C	484.5 µS/cm	0.286 mg/L	0.200 NTU	224.9 mV	32.33 ft	200.0 ml/min
2/25/2026 11:14 AM	01:00:00	6.261 pH	18.68 °C	481.3 µS/cm	0.265 mg/L	0.170 NTU	266.8 mV	32.36 ft	200.0 ml/min

2/25/2026 11:19 AM	01:05:00	6.264 pH	18.77 °C	477.0 µS/cm	0.253 mg/L	0.200 NTU	203.1 mV	32.36 ft	200.0 ml/min
2/25/2026 11:24 AM	01:10:00	6.263 pH	18.80 °C	472.5 µS/cm	0.232 mg/L	0.200 NTU	187.5 mV	32.36 ft	200.0 ml/min
2/25/2026 11:29 AM	01:15:00	6.262 pH	18.86 °C	473.5 µS/cm	0.223 mg/L	0.200 NTU	232.6 mV	32.36 ft	200.0 ml/min
2/25/2026 11:34 AM	01:20:00	6.261 pH	18.90 °C	469.9 µS/cm	0.216 mg/L	0.250 NTU	184.4 mV	32.36 ft	200.0 ml/min

Samples

Sample ID:	Description:
SCH-SGWC-9	

Low-Flow Test Report:

Test Date / Time: 3/2/2026 10:51:29 AM
Project: Plant SCH
Operator Name: JCT

Location Name: SCH-SGWC-10A **Well Diameter: 2 in** **Casing Type: PVC** **Screen Length: 10 ft** **Top of Screen: 42.9 ft** **Total Depth: 52.9 ft** **Initial Depth to Water: 33.02 ft**	**Pump Type: Dedicated** **Tubing Type: Poly** **Pump Intake From TOC: 43 ft** **Estimated Total Volume Pumped: 5000 ml** **Flow Cell Volume: 90 ml** **Final Flow Rate: 200 ml/min** **Final Draw Down: 1.99 ft**	**Instrument Used: Aqua TROLL 400** **Serial Number: 1283499**

Test Notes:
5 bottles

Weather Conditions:
Sunny 70

Low-Flow Readings:

Date Time	Elapsed Time	pH	Temperature	Specific Conductivity	RDO Concentration	Turbidity	ORP	Depth to Water	Flow
		+/- 0.1	+/- 0.5	+/- 3 %	+/- 0.3	+/- 10	+/- 10	+/- 5	
3/2/2026 10:51 AM	00:00	5.958 pH	20.62 °C	302.4 µS/cm	0.333 mg/L	9.700 NTU	58.6 mV	33.02 ft	200.0 ml/min
3/2/2026 10:56 AM	05:00	5.960 pH	19.76 °C	299.6 µS/cm	0.324 mg/L	6.040 NTU	49.1 mV	33.02 ft	200.0 ml/min
3/2/2026 11:01 AM	10:00	5.962 pH	19.65 °C	300.7 µS/cm	0.259 mg/L	2.640 NTU	41.4 mV	34.34 ft	200.0 ml/min
3/2/2026 11:06 AM	15:00	5.964 pH	19.61 °C	300.9 µS/cm	0.249 mg/L	2.450 NTU	37.1 mV	35.01 ft	200.0 ml/min
3/2/2026 11:11 AM	20:00	5.961 pH	19.53 °C	300.1 µS/cm	0.155 mg/L	2.170 NTU	33.6 mV	35.01 ft	200.0 ml/min
3/2/2026 11:16 AM	25:00	5.965 pH	19.61 °C	299.5 µS/cm	0.145 mg/L	1.910 NTU	30.4 mV	35.01 ft	200.0 ml/min

Samples

Sample ID:	Description:

Created using VuSitu from In-Situ, Inc.

Low-Flow Test Report:

Test Date / Time: 2/18/2026 10:05:34 AM
Project: SCS Plant Scherer (4)
Operator Name: Daniel Howard

Location Name: SCH-SGWC-11 **Well Diameter: 2 in** **Casing Type: PVC** **Screen Length: 10 ft** **Top of Screen: 32.7 ft** **Total Depth: 42.7 ft** **Initial Depth to Water: 36.63 ft**	**Pump Type: Bladder pump** **Tubing Type: LDPE** **Pump Intake From TOC: 39.7 ft** **Estimated Total Volume Pumped: 13500 ml** **Flow Cell Volume: 90 ml** **Final Flow Rate: 150 ml/min** **Final Draw Down: 1.53 ft**	**Instrument Used: Aqua TROLL 400** **Serial Number: 1170046**

Test Notes:
Sample time 1135.

Weather Conditions:
Partly cloudy

Low-Flow Readings:

Date Time	Elapsed Time	pH	Temperature	Specific Conductivity	RDO Concentration	Turbidity	ORP	Depth to Water	Flow
		+/- 0.1	+/- 0.5	+/- 5 %	+/- 10 %	+/- 5	+/- 10	+/- 0.3	
2/18/2026 10:05 AM	00:00	7.304 pH	19.39 °C	0.000 µS/cm	9.007 mg/L	12.20 NTU	74.0 mV	36.63 ft	150.0 ml/min
2/18/2026 10:10 AM	05:00	5.363 pH	17.64 °C	204.5 µS/cm	0.958 mg/L	11.40 NTU	-31.0 mV	37.09 ft	150.0 ml/min
2/18/2026 10:15 AM	10:00	5.348 pH	17.90 °C	202.1 µS/cm	0.811 mg/L	8.630 NTU	-55.2 mV	37.18 ft	150.0 ml/min
2/18/2026 10:20 AM	15:00	5.349 pH	17.90 °C	201.3 µS/cm	1.282 mg/L	7.650 NTU	-63.0 mV	37.28 ft	150.0 ml/min
2/18/2026 10:25 AM	20:00	5.339 pH	17.68 °C	200.8 µS/cm	1.138 mg/L	7.440 NTU	-34.5 mV	37.39 ft	150.0 ml/min
2/18/2026 10:30 AM	25:00	5.334 pH	17.94 °C	200.2 µS/cm	1.026 mg/L	6.580 NTU	-27.4 mV	37.49 ft	150.0 ml/min
2/18/2026 10:35 AM	30:00	5.326 pH	18.91 °C	199.6 µS/cm	0.910 mg/L	6.420 NTU	-38.5 mV	37.60 ft	150.0 ml/min
2/18/2026 10:40 AM	35:00	5.313 pH	19.10 °C	199.5 µS/cm	0.767 mg/L	6.230 NTU	-17.3 mV	37.67 ft	150.0 ml/min
2/18/2026 10:45 AM	40:00	5.300 pH	20.09 °C	200.1 µS/cm	1.153 mg/L	5.150 NTU	-13.5 mV	37.75 ft	150.0 ml/min
2/18/2026 10:50 AM	45:00	5.302 pH	19.43 °C	200.0 µS/cm	0.987 mg/L	4.790 NTU	-8.8 mV	37.82 ft	150.0 ml/min
2/18/2026 10:55 AM	50:00	5.305 pH	19.74 °C	201.6 µS/cm	0.877 mg/L	3.130 NTU	-6.1 mV	37.88 ft	150.0 ml/min
2/18/2026 11:00 AM	55:00	5.298 pH	19.65 °C	202.5 µS/cm	0.759 mg/L	2.660 NTU	-1.2 mV	37.94 ft	150.0 ml/min
2/18/2026 11:05 AM	01:00:00	5.298 pH	19.63 °C	202.6 µS/cm	0.663 mg/L	2.410 NTU	2.9 mV	37.98 ft	150.0 ml/min

2/18/2026 11:10 AM	01:05:00	5.289 pH	19.88 °C	203.8 µS/cm	0.605 mg/L	1.990 NTU	-0.8 mV	38.04 ft	150.0 ml/min
2/18/2026 11:15 AM	01:10:00	5.284 pH	20.13 °C	204.1 µS/cm	0.537 mg/L	2.010 NTU	5.8 mV	38.07 ft	150.0 ml/min
2/18/2026 11:20 AM	01:15:00	5.290 pH	20.15 °C	201.4 µS/cm	0.458 mg/L	1.970 NTU	17.8 mV	38.11 ft	150.0 ml/min
2/18/2026 11:25 AM	01:20:00	5.280 pH	19.72 °C	203.0 µS/cm	0.634 mg/L	2.190 NTU	21.9 mV	38.11 ft	150.0 ml/min
2/18/2026 11:30 AM	01:25:00	5.282 pH	19.32 °C	205.5 µS/cm	0.621 mg/L	1.990 NTU	25.5 mV	38.14 ft	150.0 ml/min
2/18/2026 11:35 AM	01:30:00	5.271 pH	20.32 °C	204.7 µS/cm	0.551 mg/L	1.970 NTU	28.5 mV	38.16 ft	150.0 ml/min

Samples

Sample ID:	Description:
SCH-SGWC-11	

Low-Flow Test Report:

Test Date / Time: 2/18/2026 12:49:22 PM
Project: SCH (3)
Operator Name: Zach R

Location Name: SCH-SGWC-12 **Well Diameter: 2 in** **Casing Type: PVC** **Screen Length: 10 ft** **Top of Screen: 40.2 ft** **Total Depth: 50.2 ft** **Initial Depth to Water: 32.54 ft**	**Pump Type: Dedicated** **Tubing Type: LDPE** **Pump Intake From TOC: 41.87 m** **Estimated Total Volume Pumped: 10336.667 ml** **Flow Cell Volume: 90 ml** **Final Flow Rate: 200 ml/min** **Final Draw Down: 6.77 ft**	**Instrument Used: Aqua TROLL 400** **Serial Number: 1265037**

Test Notes:

Weather Conditions:
67 cloudy

Low-Flow Readings:

Date Time	Elapsed Time	pH	Temperature	Specific Conductivity	RDO Concentration	Turbidity	ORP	Depth to Water	Flow
		+/- 0.1	+/- 0.5	+/- 5 %	+/- 0.2	+/- 5	+/- 10	+/- 5	
2/18/2026 12:49 PM	00:00	7.514 pH	21.10 °C	292.0 µS/cm	7.717 mg/L	2.400 NTU	129.1 mV	33.44 ft	200.0 ml/min
2/18/2026 12:54 PM	05:00	6.078 pH	19.50 °C	354.3 µS/cm	2.556 mg/L	2.650 NTU	110.0 mV	35.21 ft	200.0 ml/min
2/18/2026 12:59 PM	10:00	6.310 pH	19.56 °C	316.1 µS/cm	2.882 mg/L	0.790 NTU	70.8 mV	36.47 ft	200.0 ml/min
2/18/2026 1:04 PM	15:00	6.281 pH	19.52 °C	324.5 µS/cm	2.606 mg/L	0.470 NTU	66.9 mV	37.42 ft	200.0 ml/min
2/18/2026 1:09 PM	20:00	6.216 pH	19.42 °C	334.8 µS/cm	2.138 mg/L	0.310 NTU	69.1 mV	38.01 ft	200.0 ml/min
2/18/2026 1:14 PM	25:00	6.165 pH	19.84 °C	341.7 µS/cm	1.733 mg/L	0.340 NTU	72.1 mV	38.47 ft	200.0 ml/min
2/18/2026 1:18 PM	28:52	6.128 pH	19.75 °C	349.6 µS/cm	1.446 mg/L	0.240 NTU	74.2 mV	38.70 ft	200.0 ml/min
2/18/2026 1:23 PM	33:52	6.097 pH	19.81 °C	352.5 µS/cm	1.150 mg/L	0.210 NTU	77.7 mV	38.92 ft	200.0 ml/min
2/18/2026 1:28 PM	38:52	6.074 pH	19.52 °C	355.3 µS/cm	0.929 mg/L	0.200 NTU	79.0 mV	39.05 ft	200.0 ml/min
2/18/2026 1:33 PM	43:52	6.062 pH	19.48 °C	357.4 µS/cm	0.769 mg/L	0.230 NTU	79.8 mV	39.21 ft	200.0 ml/min
2/18/2026 1:38 PM	48:52	6.055 pH	19.64 °C	342.9 µS/cm	0.881 mg/L	0.200 NTU	79.4 mV	39.31 ft	200.0 ml/min

Samples

Sample ID:	Description:
SCH-SGWC-12	

Low-Flow Test Report:

Test Date / Time: 2/18/2026 1:46:37 PM
Project: SCS Plant Scherer (5)
Operator Name: Daniel Howard

Location Name: SCH-SGWC-13 **Well Diameter: 2 in** **Casing Type: PVC** **Screen Length: 10 ft** **Top of Screen: 34.2 ft** **Total Depth: 44.2 ft** **Initial Depth to Water: 21.04 ft**	**Pump Type: Dedicated bladder** **Tubing Type: HDPE** **Pump Intake From TOC: 39.2 ft** **Estimated Total Volume Pumped: 4500 ml** **Flow Cell Volume: 90 ml** **Final Flow Rate: 150 ml/min** **Final Draw Down: 0.64 ft**	**Instrument Used: Aqua TROLL 400** **Serial Number: 1170046**

Test Notes:
Sample time 1416.

Weather Conditions:
Partly cloudy, 71F

Low-Flow Readings:

Date Time	Elapsed Time	pH	Temperature	Specific Conductivity	RDO Concentration	Turbidity	ORP	Depth to Water	Flow
		+/- 0.1	+/- 0.5	+/- 5 %	+/- 10 %	+/- 5	+/- 10	+/- 0.3	
2/18/2026 1:46 PM	00:00	6.371 pH	23.20 °C	466.7 µS/cm	1.500 mg/L	3.130 NTU	77.2 mV	21.04 ft	150.0 ml/min
2/18/2026 1:51 PM	05:00	5.988 pH	20.45 °C	470.3 µS/cm	0.855 mg/L	4.520 NTU	93.2 mV	21.66 ft	150.0 ml/min
2/18/2026 1:56 PM	10:00	5.956 pH	19.77 °C	471.8 µS/cm	0.874 mg/L	3.940 NTU	94.7 mV	21.66 ft	150.0 ml/min
2/18/2026 2:01 PM	15:00	5.940 pH	19.52 °C	471.3 µS/cm	0.726 mg/L	3.050 NTU	93.5 mV	21.66 ft	150.0 ml/min
2/18/2026 2:06 PM	20:00	5.924 pH	19.34 °C	473.3 µS/cm	0.636 mg/L	1.770 NTU	92.1 mV	21.67 ft	150.0 ml/min
2/18/2026 2:11 PM	25:00	5.917 pH	19.26 °C	471.3 µS/cm	0.524 mg/L	1.570 NTU	91.2 mV	21.68 ft	150.0 ml/min
2/18/2026 2:16 PM	30:00	5.908 pH	19.05 °C	470.1 µS/cm	0.496 mg/L	0.930 NTU	121.6 mV	21.68 ft	150.0 ml/min

Samples

Sample ID:	Description:
SCH-SGWC-13	

Low-Flow Test Report:

Test Date / Time: 2/19/2026 9:47:22 AM
Project: SCS Plant Scherer (6)
Operator Name: Daniel Howard

Location Name: SCH-SGWC-14 **Well Diameter: 2 in** **Casing Type: PVC** **Screen Length: 10 ft** **Top of Screen: 28.5 ft** **Total Depth: 38.5 ft** **Initial Depth to Water: 17.87 ft**	**Pump Type: Dedicated bladder** **Tubing Type: LDPE** **Pump Intake From TOC: 33.5 ft** **Estimated Total Volume Pumped: 5000 ml** **Flow Cell Volume: 90 ml** **Final Flow Rate: 200 ml/min** **Final Draw Down: 0.03 ft**	**Instrument Used: Aqua TROLL 400** **Serial Number: 1170046**

Test Notes:
Sample time 1012.

Weather Conditions:
Partly sunny

Low-Flow Readings:

Date Time	Elapsed Time	pH	Temperature	Specific Conductivity	RDO Concentration	Turbidity	ORP	Depth to Water	Flow
		+/- 0.1	+/- 0.5	+/- 5 %	+/- 10 %	+/- 5	+/- 10	+/- 0.3	
2/19/2026 9:47 AM	00:00	5.857 pH	19.30 °C	539.7 µS/cm	2.596 mg/L	3.330 NTU	-69.8 mV	17.87 ft	200.0 ml/min
2/19/2026 9:52 AM	05:00	5.544 pH	18.02 °C	562.7 µS/cm	0.742 mg/L	5.760 NTU	-79.7 mV	17.90 ft	200.0 ml/min
2/19/2026 9:57 AM	10:00	5.514 pH	17.82 °C	565.6 µS/cm	0.489 mg/L	6.630 NTU	-65.3 mV	17.90 ft	200.0 ml/min
2/19/2026 10:02 AM	15:00	5.498 pH	17.94 °C	566.0 µS/cm	0.422 mg/L	4.920 NTU	-51.3 mV	17.90 ft	200.0 ml/min
2/19/2026 10:07 AM	20:00	5.484 pH	18.03 °C	565.2 µS/cm	0.383 mg/L	2.630 NTU	-38.9 mV	17.90 ft	200.0 ml/min
2/19/2026 10:12 AM	25:00	5.478 pH	17.88 °C	568.2 µS/cm	0.362 mg/L	1.630 NTU	-28.5 mV	17.90 ft	200.0 ml/min

Samples

Sample ID:	Description:
SCH-SGWC-14	

Low-Flow Test Report:

Test Date / Time: 2/17/2026 2:58:21 PM
Project: SCS Plant Scherer
Operator Name: Daniel Howard

Location Name: SCH-SGWC-15 **Well Diameter: 2 in** **Casing Type: PVC** **Screen Length: 10 ft** **Top of Screen: 38.4 ft** **Total Depth: 48.4 ft** **Initial Depth to Water: 35.2 ft**	**Pump Type: Dedicated bladder** **Tubing Type: LDPE** **Pump Intake From TOC: 43.4 ft** **Estimated Total Volume Pumped: 5000 ml** **Flow Cell Volume: 90 ml** **Final Flow Rate: 100 ml/min** **Final Draw Down: 0.04 ft**	**Instrument Used: Aqua TROLL 400** **Serial Number: 1170046**

Test Notes:
Sample time 1548.

Weather Conditions:
Partly Sunny

Low-Flow Readings:

Date Time	Elapsed Time	pH	Temperature	Specific Conductivity	RDO Concentration	Turbidity	ORP	Depth to Water	Flow
		+/- 0.1	+/- 0.5	+/- 5 %	+/- 10 %	+/- 5	+/- 10	+/- 0.3	
2/17/2026 2:58 PM	00:00	4.790 pH	22.27 °C	480.5 µS/cm	2.170 mg/L	16.50 NTU	302.3 mV	35.20 ft	100.0 ml/min
2/17/2026 3:03 PM	05:00	4.767 pH	20.48 °C	511.7 µS/cm	2.083 mg/L	19.60 NTU	421.1 mV	35.23 ft	100.0 ml/min
2/17/2026 3:08 PM	10:00	4.776 pH	21.00 °C	500.1 µS/cm	1.883 mg/L	17.50 NTU	382.7 mV	35.23 ft	100.0 ml/min
2/17/2026 3:13 PM	15:00	4.753 pH	20.69 °C	504.0 µS/cm	1.858 mg/L	13.60 NTU	392.0 mV	35.23 ft	100.0 ml/min
2/17/2026 3:18 PM	20:00	4.752 pH	20.17 °C	505.5 µS/cm	1.868 mg/L	11.80 NTU	403.6 mV	35.23 ft	100.0 ml/min
2/17/2026 3:23 PM	25:00	4.758 pH	19.84 °C	511.0 µS/cm	1.856 mg/L	9.900 NTU	407.4 mV	35.24 ft	100.0 ml/min
2/17/2026 3:28 PM	30:00	4.767 pH	19.54 °C	511.9 µS/cm	1.846 mg/L	8.250 NTU	406.4 mV	35.24 ft	100.0 ml/min
2/17/2026 3:33 PM	35:00	4.773 pH	19.14 °C	513.1 µS/cm	1.851 mg/L	7.700 NTU	401.5 mV	35.24 ft	100.0 ml/min
2/17/2026 3:38 PM	40:00	4.758 pH	19.27 °C	515.1 µS/cm	1.848 mg/L	5.260 NTU	397.4 mV	35.24 ft	100.0 ml/min
2/17/2026 3:43 PM	45:00	4.758 pH	18.88 °C	515.1 µS/cm	1.853 mg/L	4.840 NTU	502.9 mV	35.24 ft	100.0 ml/min
2/17/2026 3:48 PM	50:00	4.751 pH	18.71 °C	517.2 µS/cm	1.851 mg/L	3.620 NTU	516.9 mV	35.24 ft	100.0 ml/min

Samples

Sample ID:	Description:
SCH-SGWC-15	

Created using VuSitu from In-Situ, Inc.

Low-Flow Test Report:

Test Date / Time: 2/18/2026 9:01:34 AM
Project: SCH
Operator Name: Zach W

Location Name: SCH-SGWC-16 **Well Diameter: 2 in** **Casing Type: PVC** **Screen Length: 10 ft** **Top of Screen: 33.3 ft** **Total Depth: 43.3 ft** **Initial Depth to Water: 28.92 ft**	**Pump Type: Dedicated** **Tubing Type: LDPE** **Pump Intake From TOC: 38.3 m** **Estimated Total Volume Pumped: 5000 ml** **Flow Cell Volume: 90 ml** **Final Flow Rate: 200 ml/min** **Final Draw Down: 0.1 ft**	**Instrument Used: Aqua TROLL 400** **Serial Number: 1265037**

Test Notes:

Weather Conditions:
56 cloudy

Low-Flow Readings:

Date Time	Elapsed Time	pH	Temperature	Specific Conductivity	RDO Concentration	Turbidity	ORP	Depth to Water	Flow
		+/- 0.1	+/- 0.5	+/- 5 %	+/- 0.2	+/- 5	+/- 10	+/- 5	
2/18/2026 9:01 AM	00:00	7.760 pH	17.75 °C	218.3 µS/cm	8.009 mg/L	1.950 NTU	147.3 mV	28.92 ft	200.0 ml/min
2/18/2026 9:06 AM	05:00	5.216 pH	17.48 °C	245.9 µS/cm	4.360 mg/L	2.690 NTU	238.0 mV	29.02 ft	200.0 ml/min
2/18/2026 9:11 AM	10:00	5.161 pH	17.88 °C	254.7 µS/cm	3.480 mg/L	6.760 NTU	250.8 mV	29.02 ft	200.0 ml/min
2/18/2026 9:16 AM	15:00	5.145 pH	18.11 °C	258.3 µS/cm	3.258 mg/L	4.590 NTU	258.3 mV	29.02 ft	200.0 ml/min
2/18/2026 9:21 AM	20:00	5.143 pH	18.15 °C	259.1 µS/cm	3.207 mg/L	3.070 NTU	271.9 mV	29.02 ft	200.0 ml/min
2/18/2026 9:26 AM	25:00	5.142 pH	18.24 °C	259.1 µS/cm	3.183 mg/L	2.160 NTU	280.6 mV	29.02 ft	200.0 ml/min

Samples

Sample ID:	Description:
SCH-SGWC-16	SCH-AP1-FD-2

Low-Flow Test Report:

Test Date / Time: 2/18/2026 10:41:44 AM
Project: SCH (2)
Operator Name: Zach R

Location Name: SCH-SGWC-17 **Well Diameter: 2 in** **Casing Type: PVC** **Screen Length: 10 ft** **Top of Screen: 17 ft** **Total Depth: 27 ft** **Initial Depth to Water: 3.22 ft**	**Pump Type: Dedicated** **Tubing Type: LDPE** **Pump Intake From TOC: 19.24 ft** **Estimated Total Volume Pumped: 7650 ml** **Flow Cell Volume: 90 ml** **Final Flow Rate: 170 ml/min** **Final Draw Down: 0.55 ft**	**Instrument Used: Aqua TROLL 400** **Serial Number: 1265037**

Test Notes:

Weather Conditions:
61 cloudy

Low-Flow Readings:

Date Time	Elapsed Time	pH	Temperature	Specific Conductivity	RDO Concentration	Turbidity	ORP	Depth to Water	Flow
		+/- 0.1	+/- 0.5	+/- 5 %	+/- 0.2	+/- 5	+/- 10	+/- 5	
2/18/2026 10:41 AM	00:00	6.241 pH	18.43 °C	681.7 µS/cm	4.631 mg/L	5.150 NTU	171.7 mV	3.220 ft	170.0 ml/min
2/18/2026 10:46 AM	05:00	6.219 pH	16.54 °C	768.2 µS/cm	1.766 mg/L	13.30 NTU	250.1 mV	3.690 ft	170.0 ml/min
2/18/2026 10:51 AM	10:00	6.212 pH	16.63 °C	765.3 µS/cm	1.682 mg/L	80.80 NTU	172.6 mV	3.730 ft	170.0 ml/min
2/18/2026 10:56 AM	15:00	6.209 pH	16.70 °C	752.6 µS/cm	1.470 mg/L	18.40 NTU	165.4 mV	3.750 ft	170.0 ml/min
2/18/2026 11:01 AM	20:00	6.200 pH	16.74 °C	757.8 µS/cm	1.167 mg/L	12.00 NTU	162.0 mV	3.770 ft	170.0 ml/min
2/18/2026 11:06 AM	25:00	6.192 pH	16.88 °C	754.5 µS/cm	0.990 mg/L	14.10 NTU	157.2 mV	3.770 ft	170.0 ml/min
2/18/2026 11:11 AM	30:00	6.195 pH	16.96 °C	754.4 µS/cm	0.917 mg/L	7.870 NTU	154.4 mV	3.770 ft	170.0 ml/min
2/18/2026 11:16 AM	35:00	6.201 pH	16.99 °C	767.2 µS/cm	0.330 mg/L	5.670 NTU	216.0 mV	3.770 ft	170.0 ml/min
2/18/2026 11:21 AM	40:00	6.197 pH	17.08 °C	764.2 µS/cm	0.308 mg/L	7.470 NTU	153.5 mV	3.770 ft	170.0 ml/min
2/18/2026 11:26 AM	45:00	6.197 pH	17.12 °C	759.5 µS/cm	0.288 mg/L	3.970 NTU	154.1 mV	3.770 ft	170.0 ml/min

Samples

Sample ID:	Description:

SCH-SGWC-17	SCH-AP1-FB-2

Created using VuSitu from In-Situ, Inc.

Low-Flow Test Report:

Test Date / Time: 2/18/2026 8:47:51 AM
Project: Plant SCH sampling
Operator Name: JCT

Location Name: SCH-SGWC-19 **Latitude: 33.06650458362961** **Longitude: -83.80726414765476** **Well Diameter: 2 in** **Casing Type: PVC** **Screen Length: 10 ft** **Top of Screen: 27.4 ft** **Total Depth: 37.4 ft** **Initial Depth to Water: 16.49 ft**	**Pump Type: Dedicated** **Tubing Type: PVC** **Pump Intake From TOC: 32.4 ft** **Estimated Total Volume Pumped: 5000 ml** **Flow Cell Volume: 90 ml** **Final Flow Rate: 200 ml/min** **Final Draw Down: 0.86 ft**	**Instrument Used: Aqua TROLL 400** **Serial Number: 1283499**

Test Notes:

Weather Conditions:
Cloudy 56

Low-Flow Readings:

Date Time	Elapsed Time	pH	Temperature	Specific Conductivity	RDO Concentration	Turbidity	ORP	Depth to Water	Flow
		+/- 0.1	+/- 0.5	+/- 3 %	+/- 0.3	+/- 10	+/- 10	+/- 5	
2/18/2026 8:47 AM	00:00	5.496 pH	17.28 °C	545.2 µS/cm	7.853 mg/L	2.000 NTU	156.4 mV	16.49 ft	200.0 ml/min
2/18/2026 8:52 AM	05:00	5.739 pH	18.73 °C	564.0 µS/cm	4.491 mg/L	0.950 NTU	150.3 mV	16.80 ft	200.0 ml/min
2/18/2026 8:57 AM	10:00	5.693 pH	18.79 °C	558.6 µS/cm	3.973 mg/L	0.960 NTU	94.4 mV	17.30 ft	200.0 ml/min
2/18/2026 9:02 AM	15:00	5.653 pH	18.91 °C	563.8 µS/cm	3.722 mg/L	0.840 NTU	131.6 mV	17.35 ft	200.0 ml/min
2/18/2026 9:07 AM	20:00	5.628 pH	19.01 °C	563.5 µS/cm	3.582 mg/L	0.460 NTU	130.6 mV	17.35 ft	200.0 ml/min
2/18/2026 9:12 AM	25:00	5.619 pH	19.26 °C	556.3 µS/cm	3.461 mg/L	0.440 NTU	87.7 mV	17.35 ft	200.0 ml/min

Samples

Sample ID:	Description:
SCH-SGWC-19	Extra 2 rad

Low-Flow Test Report:

Test Date / Time: 2/17/2026 2:15:00 PM
Project: plant SCH sampling
Operator Name: JCT

Location Name: SCH-SGWC-20 **Well Diameter: 2 in** **Casing Type: PVC** **Screen Length: 10 ft** **Top of Screen: 17.9 ft** **Total Depth: 27.9 ft** **Initial Depth to Water: 17.8 ft**	**Pump Type: Dedicated** **Tubing Type: PVC** **Pump Intake From TOC: 22.9 ft** **Estimated Total Volume Pumped: 12990 ml** **Flow Cell Volume: 90 ml** **Final Flow Rate: 200 ml/min** **Final Draw Down: 0.95 ft**	**Instrument Used: Aqua TROLL 400** **Serial Number: 1283499**

Test Notes:

Weather Conditions:
Sunny 65

Low-Flow Readings:

Date Time	Elapsed Time	pH	Temperature	Specific Conductivity	RDO Concentration	Turbidity	ORP	Depth to Water	Flow
		+/- 0.1	+/- 0.5	+/- 3 %	+/- 0.3	+/- 10	+/- 10	+/- 5	
2/17/2026 2:15 PM	00:00	4.169 pH	20.90 °C	472.3 µS/cm	2.829 mg/L	9.440 NTU	304.0 mV	17.74 ft	200.0 ml/min
2/17/2026 2:19 PM	04:57	4.176 pH	19.86 °C	546.2 µS/cm	0.904 mg/L	26.40 NTU	457.4 mV	18.00 ft	200.0 ml/min
2/17/2026 2:24 PM	09:57	4.196 pH	19.85 °C	540.2 µS/cm	0.671 mg/L	11.50 NTU	420.6 mV	18.22 ft	200.0 ml/min
2/17/2026 2:29 PM	14:57	4.220 pH	19.63 °C	535.8 µS/cm	0.581 mg/L	6.050 NTU	395.5 mV	18.22 ft	200.0 ml/min
2/17/2026 2:34 PM	19:57	4.228 pH	19.72 °C	525.1 µS/cm	0.756 mg/L	50.30 NTU	263.0 mV	18.44 ft	200.0 ml/min
2/17/2026 2:39 PM	24:57	4.231 pH	19.97 °C	526.4 µS/cm	1.238 mg/L	137.0 NTU	340.8 mV	18.47 ft	200.0 ml/min
2/17/2026 2:44 PM	29:57	4.199 pH	19.87 °C	527.1 µS/cm	0.589 mg/L	67.00 NTU	215.1 mV	18.65 ft	200.0 ml/min
2/17/2026 2:49 PM	34:57	4.187 pH	19.88 °C	524.6 µS/cm	1.476 mg/L	51.60 NTU	197.3 mV	18.69 ft	200.0 ml/min
2/17/2026 2:54 PM	39:57	4.195 pH	19.85 °C	556.1 µS/cm	3.058 mg/L	12.10 NTU	226.3 mV	18.73 ft	200.0 ml/min
2/17/2026 2:59 PM	44:57	4.198 pH	19.77 °C	554.0 µS/cm	3.864 mg/L	4.060 NTU	224.1 mV	18.75 ft	200.0 ml/min
2/17/2026 3:04 PM	49:57	4.203 pH	19.78 °C	543.3 µS/cm	4.498 mg/L	2.090 NTU	175.5 mV	18.75 ft	200.0 ml/min
2/17/2026 3:09 PM	54:57	4.209 pH	19.72 °C	540.7 µS/cm	5.020 mg/L	1.660 NTU	168.9 mV	18.75 ft	200.0 ml/min
2/17/2026 3:14 PM	59:57	4.208 pH	19.65 °C	548.5 µS/cm	5.353 mg/L	1.350 NTU	210.0 mV	18.75 ft	200.0 ml/min

2/17/2026 3:19 PM	01:04:57	4.216 pH	19.67 °C	536.9 µS/cm	5.566 mg/L	1.100 NTU	172.1 mV	18.75 ft	200.0 ml/min

Samples

Sample ID:	Description:
SCH-SGWC-20	

Created using VuSitu from In-Situ, Inc.

Low-Flow Test Report:

Test Date / Time: 2/18/2026 2:00:31 PM
Project: Plant SCH
Operator Name: JCT

Location Name: SCH-SGWC-21 **Latitude: 33.06611029361301** **Longitude: -83.80642607402405** **Well Diameter: 2 in** **Casing Type: PVC** **Screen Length: 10 ft** **Top of Screen: 17.99 ft** **Total Depth: 27.99 ft** **Initial Depth to Water: 2 ft**	**Pump Type: Dedicated** **Tubing Type: Poly** **Pump Intake From TOC: 25 ft** **Estimated Total Volume Pumped: 5000 ml** **Flow Cell Volume: 90 ml** **Final Flow Rate: 200 ml/min** **Final Draw Down: 0.2 ft**	**Instrument Used: Aqua TROLL 400** **Serial Number: 1283499**

Test Notes:

Weather Conditions:
Cloudy 68

Low-Flow Readings:

Date Time	Elapsed Time	pH	Temperature	Specific Conductivity	RDO Concentration	Turbidity	ORP	Depth to Water	Flow
		+/- 0.1	+/- 0.5	+/- 3 %	+/- 0.3	+/- 10	+/- 10	+/- 5	
2/18/2026 2:00 PM	00:00	6.423 pH	19.76 °C	573.2 µS/cm	2.440 mg/L	1.940 NTU	25.2 mV	2.000 ft	200.0 ml/min
2/18/2026 2:05 PM	05:00	6.370 pH	18.48 °C	593.8 µS/cm	0.623 mg/L	2.640 NTU	69.7 mV	2.000 ft	200.0 ml/min
2/18/2026 2:10 PM	10:00	6.362 pH	18.46 °C	592.4 µS/cm	0.197 mg/L	2.020 NTU	48.4 mV	2.000 ft	200.0 ml/min
2/18/2026 2:15 PM	15:00	6.360 pH	18.49 °C	596.7 µS/cm	0.144 mg/L	1.870 NTU	60.5 mV	2.200 ft	200.0 ml/min
2/18/2026 2:20 PM	20:00	6.358 pH	18.56 °C	591.2 µS/cm	0.125 mg/L	2.370 NTU	45.7 mV	2.200 ft	200.0 ml/min
2/18/2026 2:25 PM	25:00	6.355 pH	18.54 °C	592.8 µS/cm	0.116 mg/L	2.350 NTU	43.4 mV	2.200 ft	200.0 ml/min

Samples

Sample ID:	Description:

Low-Flow Test Report:

Test Date / Time: 2/19/2026 9:24:17 AM
Project: SCH
Operator Name: ZLR

Location Name: SCH-SGWC-22 **Well Diameter: 2 in** **Casing Type: PVC** **Screen Length: 10 ft** **Top of Screen: 42.6 ft** **Total Depth: 52.6 ft** **Initial Depth to Water: 31.15 ft**	**Pump Type: Dedicated** **Tubing Type: LDPE** **Pump Intake From TOC: 44.2 ft** **Estimated Total Volume Pumped: 7116.667 ml** **Flow Cell Volume: 90 ml** **Final Flow Rate: 200 ml/min** **Final Draw Down: 1.88 ft**	**Instrument Used: Aqua TROLL 400** **Serial Number: 1283497**

Test Notes:

Weather Conditions:
63 cloudy

Low-Flow Readings:

Date Time	Elapsed Time	pH	Temperature	Specific Conductivity	RDO Concentration	Turbidity	ORP	Depth to Water	Flow
		+/- 0.1	+/- 0.5	+/- 5 %	+/- 0.2	+/- 5	+/- 10	+/- 5	
2/19/2026 9:24 AM	00:00	5.682 pH	20.30 °C	212.1 µS/cm	1.537 mg/L		102.7 mV	31.15 ft	200.0 ml/min
2/19/2026 9:24 AM	00:35	5.668 pH	20.09 °C	201.4 µS/cm	1.093 mg/L	15.40 NTU	127.5 mV	31.15 ft	200.0 ml/min
2/19/2026 9:29 AM	05:35	5.667 pH	19.79 °C	197.3 µS/cm	0.204 mg/L	10.10 NTU	135.0 mV	32.86 ft	200.0 ml/min
2/19/2026 9:34 AM	10:35	5.683 pH	19.77 °C	208.3 µS/cm	0.161 mg/L	6.740 NTU	134.0 mV	32.94 ft	200.0 ml/min
2/19/2026 9:39 AM	15:35	5.699 pH	19.79 °C	218.4 µS/cm	0.149 mg/L	5.280 NTU	124.3 mV	33.00 ft	200.0 ml/min
2/19/2026 9:44 AM	20:35	5.705 pH	19.75 °C	227.6 µS/cm	0.148 mg/L	3.120 NTU	125.2 mV	33.03 ft	200.0 ml/min
2/19/2026 9:49 AM	25:35	5.718 pH	19.77 °C	234.5 µS/cm	0.150 mg/L	2.040 NTU	128.0 mV	33.03 ft	200.0 ml/min
2/19/2026 9:54 AM	30:35	5.724 pH	19.76 °C	239.7 µS/cm	0.153 mg/L	1.640 NTU	128.2 mV	33.03 ft	200.0 ml/min
2/19/2026 9:59 AM	35:35	5.728 pH	19.77 °C	243.2 µS/cm	0.150 mg/L	1.200 NTU	161.2 mV	33.03 ft	200.0 ml/min

Samples

Sample ID:	Description:
SCH-SGWC-22	

Low-Flow Test Report:

Test Date / Time: 2/19/2026 11:07:34 AM
Project: SCH (2)
Operator Name: ZLR

Location Name: SCH-SGWC-23 **Well Diameter: 2 in** **Casing Type: PVC** **Screen Length: 10 ft** **Top of Screen: 42.6 ft** **Total Depth: 52.6 ft** **Initial Depth to Water: 37.65 ft**	**Pump Type: Dedicated** **Tubing Type: LDPE** **Pump Intake From TOC: 44.25 ft** **Estimated Total Volume Pumped: 10000 ml** **Flow Cell Volume: 90 ml** **Final Flow Rate: 200 ml/min** **Final Draw Down: 0.11 ft**	**Instrument Used: Aqua TROLL 400** **Serial Number: 1283497**

Test Notes:

Weather Conditions:
66 cloudy

Low-Flow Readings:

Date Time	Elapsed Time	pH	Temperature	Specific Conductivity	RDO Concentration	Turbidity	ORP	Depth to Water	Flow
		+/- 0.1	+/- 0.5	+/- 5 %	+/- 0.2	+/- 5	+/- 10	+/- 5	
2/19/2026 11:07 AM	00:00	6.500 pH	20.37 °C	197.6 µS/cm	7.239 mg/L	1.890 NTU	166.1 mV	37.65 ft	200.0 ml/min
2/19/2026 11:12 AM	05:00	6.016 pH	19.67 °C	270.5 µS/cm	1.622 mg/L	0.450 NTU	165.4 mV	37.76 ft	200.0 ml/min
2/19/2026 11:17 AM	10:00	6.000 pH	19.60 °C	281.9 µS/cm	1.258 mg/L	0.870 NTU	198.9 mV	37.76 ft	200.0 ml/min
2/19/2026 11:22 AM	15:00	5.998 pH	19.66 °C	286.8 µS/cm	1.024 mg/L	0.970 NTU	200.4 mV	37.76 ft	200.0 ml/min
2/19/2026 11:27 AM	20:00	5.996 pH	19.57 °C	285.6 µS/cm	1.021 mg/L	0.570 NTU	158.8 mV	37.76 ft	200.0 ml/min
2/19/2026 11:32 AM	25:00	5.985 pH	19.48 °C	277.4 µS/cm	1.451 mg/L	0.650 NTU	158.1 mV	37.76 ft	200.0 ml/min
2/19/2026 11:37 AM	30:00	5.967 pH	19.49 °C	258.4 µS/cm	2.141 mg/L	0.310 NTU	204.4 mV	37.76 ft	200.0 ml/min
2/19/2026 11:42 AM	35:00	5.959 pH	19.56 °C	246.1 µS/cm	2.501 mg/L	0.470 NTU	214.8 mV	37.76 ft	200.0 ml/min
2/19/2026 11:47 AM	40:00	5.959 pH	19.74 °C	238.9 µS/cm	2.683 mg/L	0.190 NTU	175.3 mV	37.76 ft	200.0 ml/min
2/19/2026 11:52 AM	45:00	5.958 pH	19.53 °C	235.8 µS/cm	2.801 mg/L	0.160 NTU	171.7 mV	37.76 ft	200.0 ml/min
2/19/2026 11:57 AM	50:00	5.958 pH	19.68 °C	233.5 µS/cm	2.853 mg/L	0.190 NTU	214.7 mV	37.76 ft	200.0 ml/min

Samples

Sample ID:	Description:
SCH-SGWC-23	

Low-Flow Test Report:

Test Date / Time: 2/27/2026 9:59:38 AM
Project: SCH (10)
Operator Name: ZLR

Location Name: SCH-PZ-13S **Latitude: 33.06916133371187** **Longitude: -83.7918213385138** **Well Diameter: 2 in** **Casing Type: PVC** **Screen Length: 10 ft** **Top of Screen: 38.1 ft** **Total Depth: 48.1 ft** **Initial Depth to Water: 43.89 ft**	**Pump Type: Bladder** **Tubing Type: LDPE** **Pump Intake From TOC: 45.9 ft** **Estimated Total Volume Pumped: 9000 ml** **Flow Cell Volume: 90 ml** **Final Flow Rate: 200 ml/min** **Final Draw Down: 0.6 ft**	**Instrument Used: Aqua TROLL 400** **Serial Number: 1283497**

Test Notes:

Weather Conditions:
58 rainy

Low-Flow Readings:

Date Time	Elapsed Time	pH	Temperature	Specific Conductivity	RDO Concentration	Turbidity	ORP	Depth to Water	Flow
		+/- 0.1	+/- 0.5	+/- 5 %	+/- 0.2	+/- 5	+/- 10	+/- 0.3	
2/27/2026 9:59 AM	00:00	5.352 pH	16.00 °C	72.97 µS/cm	1.629 mg/L	15.00 NTU	163.3 mV	43.89 ft	100.0 ml/min
2/27/2026 10:04 AM	05:00	5.331 pH	17.34 °C	72.03 µS/cm	1.426 mg/L	9.910 NTU	133.2 mV	44.18 ft	100.0 ml/min
2/27/2026 10:09 AM	10:00	5.316 pH	17.43 °C	71.05 µS/cm	1.283 mg/L	5.880 NTU	167.4 mV	44.18 ft	100.0 ml/min
2/27/2026 10:14 AM	15:00	5.308 pH	17.43 °C	71.26 µS/cm	1.094 mg/L	3.640 NTU	171.7 mV	44.18 ft	100.0 ml/min
2/27/2026 10:19 AM	20:00	5.288 pH	17.81 °C	71.93 µS/cm	0.871 mg/L	3.480 NTU	137.1 mV	44.35 ft	200.0 ml/min
2/27/2026 10:24 AM	25:00	5.171 pH	17.87 °C	72.76 µS/cm	0.756 mg/L	3.490 NTU	136.2 mV	44.42 ft	200.0 ml/min
2/27/2026 10:29 AM	30:00	5.179 pH	17.82 °C	72.93 µS/cm	0.665 mg/L	3.550 NTU	166.7 mV	44.42 ft	200.0 ml/min
2/27/2026 10:34 AM	35:00	5.187 pH	17.87 °C	73.42 µS/cm	0.711 mg/L	3.150 NTU	169.5 mV	44.46 ft	200.0 ml/min
2/27/2026 10:39 AM	40:00	5.186 pH	17.86 °C	74.01 µS/cm	0.841 mg/L	2.160 NTU	137.4 mV	44.46 ft	200.0 ml/min
2/27/2026 10:44 AM	45:00	5.194 pH	17.87 °C	74.33 µS/cm	0.961 mg/L	2.010 NTU	136.4 mV	44.49 ft	200.0 ml/min
2/27/2026 10:49 AM	50:00	5.204 pH	17.85 °C	75.23 µS/cm	1.058 mg/L	1.890 NTU	164.7 mV	44.49 ft	200.0 ml/min
2/27/2026 10:54 AM	55:00	5.213 pH	17.88 °C	75.51 µS/cm	1.144 mg/L	1.800 NTU	168.9 mV	44.49 ft	200.0 ml/min

Samples

Sample ID:	Description:
SCH-PZ-13S	

Low-Flow Test Report:

Test Date / Time: 2/19/2026 9:22:54 AM
Project: SCH (4)
Operator Name: Zach W

Location Name: SCH-PZ-14S **Well Diameter: 2 in** **Casing Type: PVC** **Screen Length: 10 ft** **Top of Screen: 38.25 ft** **Total Depth: 48.25 ft** **Initial Depth to Water: 40.93 ft**	**Pump Type: Bladder** **Tubing Type: LDPE** **Pump Intake From TOC: 46 ft** **Estimated Total Volume Pumped: 18000 ml** **Flow Cell Volume: 90 ml** **Final Flow Rate: 200 ml/min** **Final Draw Down: 0.03 ft**	**Instrument Used: Aqua TROLL 400** **Serial Number: 1265037**

Test Notes:

Weather Conditions:
65 cloudy

Low-Flow Readings:

Date Time	Elapsed Time	pH	Temperature	Specific Conductivity	RDO Concentration	Turbidity	ORP	Depth to Water	Flow
		+/- 0.1	+/- 0.5	+/- 5 %	+/- 0.2	+/- 5	+/- 10	+/- 5	
2/19/2026 9:22 AM	00:00	5.769 pH	19.97 °C	89.69 µS/cm	7.318 mg/L	127.0 NTU	164.7 mV	40.93 ft	200.0 ml/min
2/19/2026 9:27 AM	05:00	5.573 pH	18.78 °C	65.47 µS/cm	2.916 mg/L	134.0 NTU	189.7 mV	40.95 ft	200.0 ml/min
2/19/2026 9:32 AM	10:00	5.565 pH	18.64 °C	64.49 µS/cm	2.009 mg/L	76.50 NTU	266.4 mV	40.95 ft	200.0 ml/min
2/19/2026 9:37 AM	15:00	5.554 pH	18.66 °C	64.50 µS/cm	1.395 mg/L	51.00 NTU	294.6 mV	40.96 ft	200.0 ml/min
2/19/2026 9:42 AM	20:00	5.555 pH	18.70 °C	64.12 µS/cm	2.599 mg/L	51.70 NTU	297.7 mV	40.96 ft	200.0 ml/min
2/19/2026 9:47 AM	25:00	5.553 pH	18.78 °C	63.59 µS/cm	2.357 mg/L	34.70 NTU	224.0 mV	40.96 ft	200.0 ml/min
2/19/2026 9:52 AM	30:00	5.563 pH	18.73 °C	63.46 µS/cm	2.092 mg/L	29.50 NTU	311.9 mV	40.96 ft	200.0 ml/min
2/19/2026 9:57 AM	35:00	5.564 pH	18.74 °C	63.22 µS/cm	1.856 mg/L	29.30 NTU	220.0 mV	40.96 ft	200.0 ml/min
2/19/2026 10:02 AM	40:00	5.559 pH	18.77 °C	63.07 µS/cm	1.641 mg/L	28.30 NTU	219.4 mV	40.96 ft	200.0 ml/min
2/19/2026 10:07 AM	45:00	5.556 pH	18.91 °C	63.18 µS/cm	1.418 mg/L	20.90 NTU	310.3 mV	40.96 ft	200.0 ml/min
2/19/2026 10:12 AM	50:00	5.559 pH	18.95 °C	62.86 µS/cm	1.239 mg/L	13.80 NTU	219.8 mV	40.96 ft	200.0 ml/min
2/19/2026 10:17 AM	55:00	5.585 pH	18.90 °C	62.47 µS/cm	1.208 mg/L	8.720 NTU	309.9 mV	40.96 ft	200.0 ml/min
2/19/2026 10:22 AM	01:00:00	5.583 pH	18.92 °C	62.21 µS/cm	1.117 mg/L	7.990 NTU	221.1 mV	40.96 ft	200.0 ml/min

2/19/2026 10:27 AM	01:05:00	5.588 pH	18.92 °C	62.07 µS/cm	0.984 mg/L	7.420 NTU	321.6 mV	40.96 ft	200.0 ml/min
2/19/2026 10:32 AM	01:10:00	5.585 pH	18.99 °C	61.83 µS/cm	0.894 mg/L	7.330 NTU	222.7 mV	40.96 ft	200.0 ml/min
2/19/2026 10:37 AM	01:15:00	5.588 pH	18.99 °C	61.70 µS/cm	0.810 mg/L	6.070 NTU	224.8 mV	40.96 ft	200.0 ml/min
2/19/2026 10:42 AM	01:20:00	5.586 pH	19.04 °C	61.51 µS/cm	0.735 mg/L	4.820 NTU	221.0 mV	40.96 ft	200.0 ml/min
2/19/2026 10:47 AM	01:25:00	5.586 pH	19.04 °C	61.29 µS/cm	0.668 mg/L	4.780 NTU	221.1 mV	40.96 ft	200.0 ml/min
2/19/2026 10:52 AM	01:30:00	5.585 pH	18.98 °C	61.18 µS/cm	0.625 mg/L	3.320 NTU	220.5 mV	40.96 ft	200.0 ml/min

Samples

Sample ID:	Description:
SCH-PZ-14S	

Low-Flow Test Report:

Test Date / Time: 2/18/2026 10:50:43 AM
Project: Plant Scherer
Operator Name: DCB

Location Name: SCH-PZ-17I **Well Diameter: 2 in** **Casing Type: PVC** **Screen Length: 10 ft** **Top of Screen: 90.35 ft** **Total Depth: 100.35 ft** **Initial Depth to Water: 35.39 ft**	**Pump Type: Dedicated** **Tubing Type: LDPE** **Pump Intake From TOC: 95.35 ft** **Estimated Total Volume Pumped: 7000 ml** **Flow Cell Volume: 90 ml** **Final Flow Rate: 200 ml/min** **Final Draw Down: 0.71 ft**	**Instrument Used: Aqua TROLL 400** **Serial Number: 1283133**

Test Notes:

Weather Conditions:
Sunny 65

Low-Flow Readings:

Date Time	Elapsed Time	pH	Temperature	Specific Conductivity	RDO Concentration	Turbidity	ORP	Depth to Water	Flow
		+/- 0.1	+/- 10	+/- 5 %	+/- 10 %	+/- 10	+/- 10	+/- 0.3	
2/18/2026 10:50 AM	00:00	7.411 pH	21.27 °C	359.0 µS/cm	7.492 mg/L	0.330 NTU	118.7 mV	35.39 ft	200.0 ml/min
2/18/2026 10:55 AM	05:00	6.695 pH	19.83 °C	339.5 µS/cm	0.538 mg/L	0.420 NTU	115.9 mV	36.05 ft	200.0 ml/min
2/18/2026 11:00 AM	10:00	6.684 pH	19.87 °C	346.9 µS/cm	0.217 mg/L	0.350 NTU	123.9 mV	36.09 ft	200.0 ml/min
2/18/2026 11:05 AM	15:00	6.692 pH	20.13 °C	341.5 µS/cm	0.165 mg/L	0.360 NTU	136.5 mV	36.10 ft	200.0 ml/min
2/18/2026 11:10 AM	20:00	6.696 pH	20.33 °C	342.4 µS/cm	0.156 mg/L	0.450 NTU	142.9 mV	36.10 ft	200.0 ml/min
2/18/2026 11:15 AM	25:00	6.697 pH	20.21 °C	341.5 µS/cm	0.153 mg/L	0.310 NTU	154.2 mV	36.10 ft	200.0 ml/min
2/18/2026 11:20 AM	30:00	6.689 pH	19.80 °C	338.8 µS/cm	0.169 mg/L	0.280 NTU	160.4 mV	36.10 ft	200.0 ml/min
2/18/2026 11:25 AM	35:00	6.689 pH	19.75 °C	344.4 µS/cm	0.170 mg/L	0.250 NTU	159.6 mV	36.10 ft	200.0 ml/min

Samples

Sample ID:	Description:
SCH-PZ-17I	
SCH-AP1-FD-3	

Low-Flow Test Report:

Test Date / Time: 2/26/2026 9:47:13 AM
Project: SCH (8)
Operator Name: ZLR

Location Name: SCH-PZ-29S **Well Diameter: 2 in** **Casing Type: PVC** **Screen Length: 10 ft** **Top of Screen: 39.51 ft** **Total Depth: 49.51 ft** **Initial Depth to Water: 34.97 ft**	**Pump Type: Bladder** **Tubing Type: LDPE** **Pump Intake From TOC: 44.51 ft** **Estimated Total Volume Pumped: 4000 ml** **Flow Cell Volume: 90 ml** **Final Flow Rate: 200 ml/min** **Final Draw Down: 0.88 ft**	**Instrument Used: Aqua TROLL 400** **Serial Number: 1283497**

Test Notes:

Weather Conditions:
60 overcast

Low-Flow Readings:

Date Time	Elapsed Time	pH	Temperature	Specific Conductivity	RDO Concentration	Turbidity	ORP	Depth to Water	Flow
		+/- 0.1	+/- 0.5	+/- 5 %	+/- 0.2	+/- 5	+/- 10	+/- 0.3	
2/26/2026 9:47 AM	00:00	6.282 pH	17.65 °C	314.7 µS/cm	0.514 mg/L	6.900 NTU	-68.4 mV	34.97 ft	200.0 ml/min
2/26/2026 9:52 AM	05:00	6.276 pH	17.51 °C	311.8 µS/cm	0.231 mg/L	3.740 NTU	-42.7 mV	35.79 ft	200.0 ml/min
2/26/2026 9:57 AM	10:00	6.274 pH	17.46 °C	309.5 µS/cm	0.183 mg/L	4.430 NTU	-41.4 mV	35.85 ft	200.0 ml/min
2/26/2026 10:02 AM	15:00	6.272 pH	17.46 °C	306.8 µS/cm	0.153 mg/L	2.860 NTU	-54.4 mV	35.85 ft	200.0 ml/min
2/26/2026 10:07 AM	20:00	6.271 pH	17.48 °C	304.1 µS/cm	0.136 mg/L	2.070 NTU	-98.6 mV	35.85 ft	200.0 ml/min

Samples

Sample ID:	Description:
SCH-PZ-29S	SCH-AP1-FB-3

Created using VuSitu from In-Situ, Inc.

Low-Flow Test Report:

Test Date / Time: 2/26/2026 12:16:29 PM
Project: SCH (9)
Operator Name: ZLR

Location Name: SCH-PZ-30I **Well Diameter: 2 in** **Casing Type: PVC** **Screen Length: 10 ft** **Top of Screen: 79.4 ft** **Total Depth: 89.4 ft** **Initial Depth to Water: 34.38 ft**	**Pump Type: Bladder** **Tubing Type: LDPE** **Pump Intake From TOC: 84.4 ft** **Estimated Total Volume Pumped: 16000 ml** **Flow Cell Volume: 90 ml** **Final Flow Rate: 200 ml/min** **Final Draw Down: 2.51 ft**	**Instrument Used: Aqua TROLL 400** **Serial Number: 1283497**

Test Notes:

Weather Conditions:
62 cloudy

Low-Flow Readings:

Date Time	Elapsed Time	pH	Temperature	Specific Conductivity	RDO Concentration	Turbidity	ORP	Depth to Water	Flow
		+/- 0.1	+/- 0.5	+/- 5 %	+/- 0.2	+/- 5	+/- 10	+/- 0.3	
2/26/2026 12:16 PM	00:00	6.509 pH	17.88 °C	216.9 µS/cm	1.163 mg/L	25.60 NTU	-79.4 mV	34.38 ft	200.0 ml/min
2/26/2026 12:21 PM	05:00	6.475 pH	17.77 °C	215.7 µS/cm	0.728 mg/L	22.50 NTU	-135.3 mV	35.91 ft	200.0 ml/min
2/26/2026 12:26 PM	10:00	6.475 pH	17.74 °C	215.1 µS/cm	0.486 mg/L	18.90 NTU	-79.8 mV	36.54 ft	200.0 ml/min
2/26/2026 12:31 PM	15:00	6.473 pH	17.77 °C	211.3 µS/cm	0.388 mg/L	15.60 NTU	-62.2 mV	36.71 ft	200.0 ml/min
2/26/2026 12:36 PM	20:00	6.486 pH	17.80 °C	206.2 µS/cm	0.295 mg/L	14.00 NTU	-66.9 mV	36.79 ft	200.0 ml/min
2/26/2026 12:41 PM	25:00	6.484 pH	17.80 °C	208.8 µS/cm	0.256 mg/L	11.30 NTU	-24.6 mV	36.85 ft	200.0 ml/min
2/26/2026 12:46 PM	30:00	6.479 pH	17.79 °C	208.2 µS/cm	0.235 mg/L	8.460 NTU	-10.3 mV	36.89 ft	200.0 ml/min
2/26/2026 12:51 PM	35:00	6.487 pH	17.79 °C	207.5 µS/cm	0.216 mg/L	7.690 NTU	-12.3 mV	36.89 ft	200.0 ml/min
2/26/2026 12:56 PM	40:00	6.483 pH	17.79 °C	207.6 µS/cm	0.200 mg/L	6.340 NTU	6.2 mV	36.89 ft	200.0 ml/min
2/26/2026 1:01 PM	45:00	6.478 pH	17.85 °C	207.6 µS/cm	0.190 mg/L	7.010 NTU	14.8 mV	36.89 ft	200.0 ml/min
2/26/2026 1:06 PM	50:00	6.486 pH	17.86 °C	206.9 µS/cm	0.182 mg/L	6.980 NTU	20.9 mV	36.89 ft	200.0 ml/min
2/26/2026 1:11 PM	55:00	6.482 pH	17.87 °C	207.9 µS/cm	0.176 mg/L	5.540 NTU	27.0 mV	36.89 ft	200.0 ml/min
2/26/2026 1:16 PM	01:00:00	6.487 pH	17.82 °C	207.0 µS/cm	0.171 mg/L	6.160 NTU	33.4 mV	36.89 ft	200.0 ml/min

2/26/2026 1:21 PM	01:05:00	6.485 pH	17.79 °C	207.2 µS/cm	0.168 mg/L	5.820 NTU	36.4 mV	36.89 ft	200.0 ml/min
2/26/2026 1:26 PM	01:10:00	6.479 pH	17.79 °C	207.3 µS/cm	0.164 mg/L	5.860 NTU	39.7 mV	36.89 ft	200.0 ml/min
2/26/2026 1:31 PM	01:15:00	6.486 pH	17.79 °C	206.7 µS/cm	0.160 mg/L	5.040 NTU	42.1 mV	36.89 ft	200.0 ml/min
2/26/2026 1:36 PM	01:20:00	6.484 pH	17.86 °C	206.2 µS/cm	0.170 mg/L	4.620 NTU	45.1 mV	36.89 ft	200.0 ml/min

Samples

Sample ID:	Description:
SCH-PZ-30I	SCH-AP1-EB-3

Low-Flow Test Report:

Test Date / Time: 2/26/2026 8:55:07 AM
Project: Plant SCH
Operator Name: JCT

Location Name: SCH-PZ-39S **Latitude: 33.06613467670786** **Longitude: -83.80681772097033** **Well Diameter: 2 in** **Casing Type: PVC** **Screen Length: 10 ft** **Top of Screen: 70.38 ft** **Total Depth: 80.38 ft** **Initial Depth to Water: 41.75 ft**	**Pump Type: Dedicated** **Tubing Type: Poly** **Pump Intake From TOC: 75 ft** **Estimated Total Volume Pumped: 5000 ml** **Flow Cell Volume: 90 ml** **Final Flow Rate: 200 ml/min** **Final Draw Down: 1.26 ft**	**Instrument Used: Aqua TROLL 400** **Serial Number: 1283499**

Test Notes:
5 Bottles and extra rad

Weather Conditions:
Rainy 43

Low-Flow Readings:

Date Time	Elapsed Time	pH	Temperature	Specific Conductivity	RDO Concentration	Turbidity	ORP	Depth to Water	Flow
		+/- 0.1	+/- 0.5	+/- 3 %	+/- 0.3	+/- 10	+/- 10	+/- 5	
2/26/2026 8:55 AM	00:00	6.772 pH	17.01 °C	241.8 µS/cm	5.394 mg/L	0.950 NTU	189.9 mV	41.75 ft	200.0 ml/min
2/26/2026 9:00 AM	05:00	6.534 pH	16.80 °C	239.5 µS/cm	1.858 mg/L	0.890 NTU	173.2 mV	42.10 ft	200.0 ml/min
2/26/2026 9:05 AM	10:00	6.538 pH	16.72 °C	239.0 µS/cm	1.143 mg/L	0.880 NTU	140.5 mV	42.78 ft	200.0 ml/min
2/26/2026 9:10 AM	15:00	6.543 pH	16.71 °C	237.3 µS/cm	0.787 mg/L	0.850 NTU	79.7 mV	42.78 ft	200.0 ml/min
2/26/2026 9:15 AM	20:00	6.543 pH	16.84 °C	235.8 µS/cm	0.667 mg/L	0.800 NTU	68.4 mV	43.01 ft	200.0 ml/min
2/26/2026 9:20 AM	25:00	6.545 pH	16.92 °C	235.6 µS/cm	0.610 mg/L	0.700 NTU	83.0 mV	43.01 ft	200.0 ml/min

Samples

Sample ID:	Description:

Low-Flow Test Report:

Test Date / Time: 2/18/2026 11:55:38 AM
Project SCH-PZ-40I
Operator Name: JCT

Location Name: SCH-PZ-40I **Well Diameter: 2 in** **Casing Type: PVC** **Screen Length: 10 ft** **Top of Screen: 75.93 ft** **Total Depth: 85.93 ft** **Initial Depth to Water: 45.54 ft**	**Pump Type: Dedicated Bladder** **Tubing Type: Polyethylene** **Pump Intake From TOC: 80.93 ft** **Estimated Total Volume Pumped: 11116.667 ml** **Flow Cell Volume: 90 ml** **Final Flow Rate: 200 ml/min** **Final Draw Down: 5.51 ft**	**Instrument Used: Aqua TROLL 400** **Serial Number: 1283499**

Test Notes:
5 bottles
Ferrous Iron = 0.5 mg/L

Weather Conditions:
Cloudy 65

Low-Flow Readings:

Date Time	Elapsed Time	pH	Temperature	Specific Conductivity	RDO Concentration	Turbidity	ORP	Depth to Water	Flow
		+/- 0.1	+/- 0.5	+/- 3 %	+/- 0.3	+/- 10	+/- 10	+/- 5	
2/18/2026 11:55 AM	00:00	6.213 pH	21.74 °C	1,274 µS/cm	2.893 mg/L		62.7 mV	45.54 ft	200.0 ml/min
2/18/2026 11:56 AM	00:35	6.168 pH	21.23 °C	1,204 µS/cm	1.736 mg/L	0.910 NTU	54.1 mV	45.54 ft	200.0 ml/min
2/18/2026 12:01 PM	05:35	6.094 pH	20.52 °C	1,243 µS/cm	0.426 mg/L	0.640 NTU	19.9 mV	47.67 ft	200.0 ml/min
2/18/2026 12:06 PM	10:35	6.347 pH	20.35 °C	1,093 µS/cm	0.713 mg/L	0.520 NTU	28.1 mV	48.81 ft	200.0 ml/min
2/18/2026 12:11 PM	15:35	6.509 pH	20.03 °C	937.5 µS/cm	0.551 mg/L	0.390 NTU	24.4 mV	49.62 ft	200.0 ml/min
2/18/2026 12:16 PM	20:35	6.534 pH	19.99 °C	939.7 µS/cm	0.428 mg/L	0.480 NTU	20.6 mV	50.04 ft	200.0 ml/min
2/18/2026 12:21 PM	25:35	6.520 pH	19.92 °C	968.8 µS/cm	0.353 mg/L	0.320 NTU	18.7 mV	50.38 ft	200.0 ml/min
2/18/2026 12:26 PM	30:35	6.497 pH	20.25 °C	1,019 µS/cm	0.298 mg/L	0.360 NTU	19.1 mV	50.38 ft	200.0 ml/min
2/18/2026 12:31 PM	35:35	6.453 pH	20.02 °C	1,073 µS/cm	0.252 mg/L	0.430 NTU	16.6 mV	50.72 ft	200.0 ml/min
2/18/2026 12:36 PM	40:35	6.412 pH	20.19 °C	1,091 µS/cm	0.229 mg/L	0.320 NTU	8.8 mV	50.72 ft	200.0 ml/min
2/18/2026 12:41 PM	45:35	6.372 pH	20.03 °C	1,141 µS/cm	0.223 mg/L	0.350 NTU	13.8 mV	51.00 ft	200.0 ml/min
2/18/2026 12:46 PM	50:35	6.340 pH	20.03 °C	1,159 µS/cm	0.210 mg/L	0.340 NTU	12.8 mV	51.05 ft	200.0 ml/min
2/18/2026 12:51 PM	55:35	6.314 pH	19.95 °C	1,167 µS/cm	0.203 mg/L	0.330 NTU	12.3 mV	51.05 ft	200.0 ml/min

Samples

Sample ID:	Description:

Low-Flow Test Report:

Test Date / Time: 2/18/2026 10:11:12 AM
Project: SCH-PZ-41S
Operator Name: JCT

Location Name: SCH-PZ-41S **Latitude: 33.06647428413989** **Longitude: -83.80721856884621** **Well Diameter: 2 in** **Casing Type: PVC** **Screen Length: 10 ft** **Top of Screen: 37.42 ft** **Total Depth: 47.42 ft** **Initial Depth to Water: 34.54 ft**	**Pump Type: Dedicated Bladder** **Tubing Type: Polyethylene** **Pump Intake From TOC: 42 ft** **Estimated Total Volume Pumped: 6000 ml** **Flow Cell Volume: 90 ml** **Final Flow Rate: 200 ml/min** **Final Draw Down: 0 ft**	**Instrument Used: Aqua TROLL 400** **Serial Number: 1283499**

Test Notes:
Ferrous Iron: 0.0 mg/L

Weather Conditions:
Cloudy 58

Low-Flow Readings:

Date Time	Elapsed Time	pH	Temperature	Specific Conductivity	RDO Concentration	Turbidity	ORP	Depth to Water	Flow
		+/- 0.1	+/- 0.5	+/- 5 %	+/- 0.2	+/- 10	+/- 10	+/- 0.3	
2/18/2026 10:11 AM	00:00	6.084 pH	19.36 °C	1,412 µS/cm	5.838 mg/L	17.00 NTU	133.6 mV	34.54 ft	200.0 ml/min
2/18/2026 10:16 AM	05:00	5.981 pH	18.14 °C	1,436 µS/cm	1.810 mg/L	15.30 NTU	114.5 mV	34.54 ft	200.0 ml/min
2/18/2026 10:21 AM	10:00	5.940 pH	18.16 °C	1,447 µS/cm	1.099 mg/L	10.60 NTU	70.5 mV	34.54 ft	200.0 ml/min
2/18/2026 10:26 AM	15:00	5.929 pH	18.07 °C	1,444 µS/cm	0.881 mg/L	5.820 NTU	65.3 mV	34.54 ft	200.0 ml/min
2/18/2026 10:31 AM	20:00	5.924 pH	18.06 °C	1,441 µS/cm	0.763 mg/L	2.020 NTU	61.8 mV	35.89 ft	200.0 ml/min
2/18/2026 10:36 AM	25:00	5.920 pH	18.28 °C	1,443 µS/cm	0.718 mg/L	1.850 NTU	60.6 mV	36.00 ft	200.0 ml/min
2/18/2026 10:41 AM	30:00	5.916 pH	18.36 °C	1,451 µS/cm	0.693 mg/L	1.700 NTU	61.6 mV	36.23 ft	200.0 ml/min

Samples

Sample ID:	Description:
SCH-PZ-41S	

Low-Flow Test Report:

Test Date / Time: 2/20/2026 10:39:43 AM
Project: SCH-PZ-42I
Operator Name: JCT

Location Name: SCH-PZ-42I **Well Diameter: 2 in** **Casing Type: PVC** **Screen Length: 10 ft** **Top of Screen: 87.46 ft** **Total Depth: 97.46 ft** **Initial Depth to Water: 14.98 ft**	**Pump Type: Dedicated Bladder** **Tubing Type: Polyethylene** **Pump Intake From TOC: 92.46 ft** **Estimated Total Volume Pumped: 6000 ml** **Flow Cell Volume: 90 ml** **Final Flow Rate: 200 ml/min** **Final Draw Down: 2.52 ft**	**Instrument Used: Aqua TROLL 400** **Serial Number: 1283499**

Test Notes:
5 bottles and FD -4
Ferrous Iron: 0.0 mg/L

Weather Conditions:
Rainy 67

Low-Flow Readings:

Date Time	Elapsed Time	pH	Temperature	Specific Conductivity	RDO Concentration	Turbidity	ORP	Depth to Water	Flow
		+/- 0.1	+/- 0.5	+/- 5 %	+/- 0.2	+/- 10	+/- 10	+/- 5	
2/20/2026 10:39 AM	00:00	7.176 pH	19.64 °C	633.6 µS/cm	6.069 mg/L	0.560 NTU	133.4 mV	14.98 ft	200.0 ml/min
2/20/2026 10:44 AM	05:00	7.117 pH	19.72 °C	622.4 µS/cm	4.521 mg/L	0.420 NTU	76.1 mV	17.05 ft	200.0 ml/min
2/20/2026 10:49 AM	10:00	7.111 pH	19.81 °C	617.9 µS/cm	4.461 mg/L	0.310 NTU	63.2 mV	17.05 ft	200.0 ml/min
2/20/2026 10:54 AM	15:00	7.112 pH	19.86 °C	617.9 µS/cm	4.385 mg/L	0.650 NTU	59.1 mV	17.43 ft	200.0 ml/min
2/20/2026 11:00 AM	20:00	7.111 pH	19.96 °C	610.8 µS/cm	4.508 mg/L	0.550 NTU	59.3 mV	17.43 ft	200.0 ml/min
2/20/2026 11:05 AM	25:00	7.110 pH	20.03 °C	606.5 µS/cm	4.495 mg/L	0.400 NTU	57.7 mV	17.50 ft	200.0 ml/min
2/20/2026 11:10 AM	30:00	7.113 pH	20.13 °C	618.0 µS/cm	4.404 mg/L	0.450 NTU	79.3 mV	17.50 ft	200.0 ml/min

Samples

Sample ID:	Description:

Low-Flow Test Report:

Test Date / Time: 2/26/2026 10:37:06 AM
Project: SCH-PZ-43S
Operator Name: JCT

Location Name: SCH-PZ-43S **Latitude: 33.066424261633806** **Longitude: -83.80686690252632** **Well Diameter: 2 in** **Casing Type: PVC** **Screen Length: 10 ft** **Top of Screen: 43.9 ft** **Total Depth: 53.9 ft** **Initial Depth to Water: 25.95 ft**	**Pump Type: Dedicated Bladder** **Tubing Type: Polyethylene** **Pump Intake From TOC: 49.0 ft** **Estimated Total Volume Pumped: 34700 ml** **Flow Cell Volume: 90 ml** **Final Flow Rate: 300 ml/min** **Final Draw Down: 2.83 ft**	**Instrument Used: Aqua TROLL 400** **Serial Number: 1283499**

Test Notes:
5 bottles and FB-4
Ferrous Iron: 0.0 mg/L

Weather Conditions:
Rainy 60

Low-Flow Readings:

Date Time	Elapsed Time	pH	Temperature	Specific Conductivity	RDO Concentration	Turbidity	ORP	Depth to Water	Flow
		+/- 0.1	+/- 0.5	+/- 5 %	+/- 0.2	+/- 10	+/- 10	+/- 0.3	
2/26/2026 10:37 AM	00:00	9.368 pH	17.00 °C	363.2 µS/cm	7.749 mg/L	6.000 NTU	110.2 mV	25.95 ft	200.0 ml/min
2/26/2026 10:42 AM	05:00	12.02 pH	17.76 °C	1,472 µS/cm	4.463 mg/L	16.00 NTU	3.4 mV	27.20 ft	200.0 ml/min
2/26/2026 10:47 AM	10:00	12.11 pH	17.82 °C	1,691 µS/cm	4.053 mg/L	12.00 NTU	8.0 mV	27.20 ft	200.0 ml/min
2/26/2026 10:52 AM	15:00	12.09 pH	17.85 °C	1,617 µS/cm	3.883 mg/L	10.00 NTU	6.4 mV	27.80 ft	200.0 ml/min
2/26/2026 10:57 AM	20:00	12.06 pH	17.85 °C	1,526 µS/cm	3.738 mg/L	8.400 NTU	-13.8 mV	28.30 ft	200.0 ml/min
2/26/2026 11:02 AM	25:00	12.04 pH	17.85 °C	1,436 µS/cm	3.578 mg/L	6.630 NTU	3.6 mV	28.30 ft	200.0 ml/min
2/26/2026 11:07 AM	30:00	12.00 pH	17.88 °C	1,338 µS/cm	3.422 mg/L	3.490 NTU	6.8 mV	28.30 ft	200.0 ml/min
2/26/2026 11:12 AM	35:00	11.95 pH	17.89 °C	1,230 µS/cm	3.264 mg/L	3.340 NTU	-7.3 mV	28.30 ft	200.0 ml/min
2/26/2026 11:17 AM	40:00	11.90 pH	17.93 °C	1,154 µS/cm	3.102 mg/L	3.090 NTU	9.5 mV	28.65 ft	240.0 ml/min
2/26/2026 11:22 AM	45:00	11.83 pH	17.99 °C	1,038 µS/cm	2.860 mg/L	3.230 NTU	12.4 mV	28.78 ft	300.0 ml/min
2/26/2026 11:27 AM	50:00	11.74 pH	17.98 °C	907.7 µS/cm	2.655 mg/L	2.700 NTU	3.9 mV	28.78 ft	300.0 ml/min
2/26/2026 11:32 AM	55:00	11.67 pH	18.02 °C	847.6 µS/cm	2.518 mg/L	1.600 NTU	16.1 mV	28.78 ft	300.0 ml/min
2/26/2026 11:37 AM	01:00:00	11.60 pH	18.07 °C	769.6 µS/cm	2.356 mg/L	1.120 NTU	18.5 mV	28.78 ft	300.0 ml/min

2/26/2026 11:42 AM	01:05:00	11.51 pH	18.12 °C	708.7 µS/cm	2.218 mg/L	1.450 NTU	13.3 mV	28.78 ft	300.0 ml/min
2/26/2026 11:47 AM	01:10:00	11.45 pH	18.14 °C	659.5 µS/cm	2.077 mg/L	0.960 NTU	21.1 mV	28.78 ft	300.0 ml/min
2/26/2026 11:52 AM	01:15:00	11.36 pH	18.16 °C	613.4 µS/cm	1.947 mg/L	0.890 NTU	22.6 mV	28.78 ft	300.0 ml/min
2/26/2026 11:57 AM	01:20:00	11.26 pH	18.13 °C	571.7 µS/cm	1.821 mg/L	0.800 NTU	24.3 mV	28.78 ft	300.0 ml/min
2/26/2026 12:02 PM	01:25:00	11.15 pH	18.10 °C	539.0 µS/cm	1.713 mg/L	0.630 NTU	25.4 mV	28.78 ft	300.0 ml/min
2/26/2026 12:07 PM	01:30:00	11.06 pH	18.12 °C	510.7 µS/cm	1.638 mg/L	0.700 NTU	26.3 mV	28.78 ft	300.0 ml/min
2/26/2026 12:12 PM	01:35:00	10.91 pH	18.11 °C	487.0 µS/cm	1.552 mg/L	0.720 NTU	27.6 mV	28.78 ft	300.0 ml/min
2/26/2026 12:17 PM	01:40:00	10.83 pH	18.09 °C	475.9 µS/cm	1.507 mg/L	0.550 NTU	28.1 mV	28.78 ft	300.0 ml/min
2/26/2026 12:22 PM	01:45:00	10.70 pH	18.10 °C	460.2 µS/cm	1.449 mg/L	0.710 NTU	29.0 mV	28.78 ft	300.0 ml/min
2/26/2026 12:27 PM	01:50:00	10.58 pH	18.10 °C	453.3 µS/cm	1.400 mg/L	0.670 NTU	29.7 mV	28.78 ft	300.0 ml/min
2/26/2026 12:32 PM	01:55:00	10.48 pH	18.11 °C	452.5 µS/cm	1.355 mg/L	0.520 NTU	31.5 mV	28.78 ft	300.0 ml/min
2/26/2026 12:38 PM	02:00:00	10.48 pH	18.16 °C	441.4 µS/cm	1.345 mg/L	0.550 NTU	30.1 mV	28.78 ft	300.0 ml/min
2/26/2026 12:43 PM	02:05:00	10.35 pH	18.17 °C	437.6 µS/cm	1.286 mg/L	0.600 NTU	31.1 mV	28.78 ft	300.0 ml/min
2/26/2026 12:48 PM	02:10:00	10.24 pH	18.16 °C	443.1 µS/cm	1.241 mg/L	0.620 NTU	33.9 mV	28.78 ft	300.0 ml/min

Samples

Sample ID:	Description:

Low-Flow Test Report:

Test Date / Time: 2/20/2026 9:48:09 AM
Project: SCH-PZ-44I
Operator Name: Zach W

Location Name: SCH-PZ-44I **Well Diameter: 2 in** **Casing Type: PVC** **Screen Length: 10 ft** **Top of Screen: 107.2 ft** **Total Depth: 117.2 ft** **Initial Depth to Water: 35.48 ft**	**Pump Type: Dedicated Bladder** **Tubing Type: LDPE** **Pump Intake From TOC: 112.2 ft** **Estimated Total Volume Pumped: 4000 ml** **Flow Cell Volume: 90 ml** **Final Flow Rate: 200 ml/min** **Final Draw Down: 1.27 ft**	**Instrument Used: Aqua TROLL 400** **Serial Number: 1265037**

Test Notes:
Ferrous Iron: 1.0 mg/L

Weather Conditions:
69 rain

Low-Flow Readings:

Date Time	Elapsed Time	pH	Temperature	Specific Conductivity	RDO Concentration	Turbidity	ORP	Depth to Water	Flow
		+/- 0.1	+/- 0.5	+/- 5 %	+/- 0.2	+/- 5	+/- 10	+/- 5	
2/20/2026 9:48 AM	00:00	6.759 pH	19.58 °C	230.0 µS/cm	1.543 mg/L	0.890 NTU	-3.8 mV	35.48 ft	200.0 ml/min
2/20/2026 9:53 AM	05:00	6.715 pH	18.96 °C	236.4 µS/cm	0.200 mg/L	0.370 NTU	18.1 mV	36.62 ft	200.0 ml/min
2/20/2026 9:58 AM	10:00	6.709 pH	18.93 °C	234.5 µS/cm	0.181 mg/L	0.230 NTU	20.5 mV	36.70 ft	200.0 ml/min
2/20/2026 10:03 AM	15:00	6.703 pH	18.88 °C	232.2 µS/cm	0.165 mg/L	0.800 NTU	22.5 mV	36.72 ft	200.0 ml/min
2/20/2026 10:08 AM	20:00	6.697 pH	18.87 °C	229.2 µS/cm	0.151 mg/L	0.300 NTU	23.3 mV	36.75 ft	200.0 ml/min

Samples

Sample ID:	Description:
SCH-PZ-44I	SCH-AP1-EB-4

Low-Flow Test Report:

Test Date / Time: 2/26/2026 1:44:15 PM
Project: SCH-PZ-69I
Operator Name: JCT

Location Name: SCH-PZ-69I **Well Diameter: 2 in** **Casing Type: PVC** **Screen Length: 10 ft** **Top of Screen: 98.15 ft** **Total Depth: 108.15 ft** **Initial Depth to Water: 34.05 ft**	**Pump Type: Dedicated Bladder** **Tubing Type: Polyethylene** **Pump Intake From TOC: 103 ft** **Estimated Total Volume Pumped: 5000 ml** **Flow Cell Volume: 90 ml** **Final Flow Rate: 200 ml/min** **Final Draw Down: 0.2 ft**	**Instrument Used: Aqua TROLL 400** **Serial Number: 1283499**

Test Notes:
5 bottles plus extra RAD
Ferrous Iron: 1.25 mg/L

Low-Flow Readings:

Date Time	Elapsed Time	pH	Temperature	Specific Conductivity	RDO Concentration	Turbidity	ORP	Depth to Water	Flow
		+/- 0.1	+/- 0.5	+/- 3 %	+/- 0.3	+/- 10	+/- 10	+/- 5	
2/26/2026 1:44 PM	00:00	7.546 pH	19.67 °C	457.7 µS/cm	2.163 mg/L	1.000 NTU	-70.3 mV	34.05 ft	200.0 ml/min
2/26/2026 1:49 PM	05:00	6.950 pH	18.83 °C	495.8 µS/cm	0.127 mg/L	1.120 NTU	-101.6 mV	34.05 ft	200.0 ml/min
2/26/2026 1:54 PM	10:00	6.798 pH	18.74 °C	491.5 µS/cm	0.092 mg/L	0.840 NTU	-44.3 mV	34.20 ft	200.0 ml/min
2/26/2026 2:00 PM	15:00	6.729 pH	18.71 °C	487.9 µS/cm	0.075 mg/L	0.710 NTU	-34.3 mV	34.20 ft	200.0 ml/min
2/26/2026 2:05 PM	20:00	6.686 pH	18.71 °C	482.6 µS/cm	0.066 mg/L	0.720 NTU	-30.8 mV	34.25 ft	200.0 ml/min
2/26/2026 2:10 PM	25:00	6.654 pH	18.67 °C	477.8 µS/cm	0.062 mg/L	0.710 NTU	-25.2 mV	34.25 ft	200.0 ml/min

Samples

Sample ID:	Description:

Low-Flow Test Report:

Test Date / Time: 3/2/2026 11:54:27 AM
Project: SCH-PZ-70
Operator Name: JCT

Location Name: SCH-PZ-70 **Well Diameter: 2 in** **Casing Type: PVC** **Screen Length: 10 ft** **Top of Screen: 62.06 ft** **Total Depth: 72.06 ft** **Initial Depth to Water: 17.32 ft**	**Pump Type: Dedicated Bladder** **Tubing Type: Polyethylene** **Pump Intake From TOC: 63 ft** **Estimated Total Volume Pumped: 10000 ml** **Flow Cell Volume: 90 ml** **Final Flow Rate: 200 ml/min** **Final Draw Down: 1.8 ft**	**Instrument Used: Aqua TROLL 400** **Serial Number: 1283499**

Test Notes:
5 bottles
Odor sulfur smell
Ferrous Iron: 0.0 mg/L

Weather Conditions:
Sunny 70

Low-Flow Readings:

Date Time	Elapsed Time	pH	Temperature	Specific Conductivity	RDO Concentration	Turbidity	ORP	Depth to Water	Flow
		+/- 0.1	+/- 0.5	+/- 3 %	+/- 0.3	+/- 10	+/- 10	+/- 5	
3/2/2026 11:54 AM	00:00	7.138 pH	23.57 °C	378.8 µS/cm	0.799 mg/L	22.90 NTU	-106.3 mV	17.32 ft	200.0 ml/min
3/2/2026 11:59 AM	05:00	7.115 pH	20.39 °C	388.4 µS/cm	0.323 mg/L	20.70 NTU	-198.9 mV	17.32 ft	200.0 ml/min
3/2/2026 12:04 PM	10:00	7.024 pH	19.87 °C	392.7 µS/cm	0.172 mg/L	12.70 NTU	-253.1 mV	17.87 ft	200.0 ml/min
3/2/2026 12:09 PM	15:00	6.957 pH	19.84 °C	397.3 µS/cm	0.128 mg/L	10.40 NTU	-276.9 mV	17.98 ft	200.0 ml/min
3/2/2026 12:14 PM	20:00	6.861 pH	19.97 °C	397.7 µS/cm	0.106 mg/L	8.710 NTU	-305.1 mV	18.30 ft	200.0 ml/min
3/2/2026 12:19 PM	25:00	6.841 pH	19.91 °C	397.5 µS/cm	0.087 mg/L	8.900 NTU	-316.3 mV	18.76 ft	200.0 ml/min
3/2/2026 12:24 PM	30:00	6.788 pH	19.76 °C	396.0 µS/cm	0.078 mg/L	8.120 NTU	-321.0 mV	18.76 ft	200.0 ml/min
3/2/2026 12:29 PM	35:00	6.645 pH	19.54 °C	395.4 µS/cm	0.069 mg/L	2.650 NTU	-308.8 mV	18.76 ft	200.0 ml/min
3/2/2026 12:34 PM	40:00	6.490 pH	19.59 °C	398.1 µS/cm	0.062 mg/L	2.880 NTU	-294.4 mV	19.00 ft	200.0 ml/min
3/2/2026 12:39 PM	45:00	6.428 pH	19.59 °C	397.2 µS/cm	0.057 mg/L	1.870 NTU	-284.7 mV	19.00 ft	200.0 ml/min
3/2/2026 12:44 PM	50:00	6.405 pH	19.33 °C	397.7 µS/cm	0.056 mg/L	1.800 NTU	-283.3 mV	19.12 ft	200.0 ml/min

Samples

Sample ID:	Description:

Low-Flow Test Report:

Test Date / Time: 2/25/2026 1:58:10 PM
Project: SCH (7)
Operator Name: ZLR

Location Name: SCH-PZ-25i **Well Diameter: 2 in** **Casing Type: PVC** **Screen Length: 10 ft** **Top of Screen: 120.9 ft** **Total Depth: 130.9 ft** **Initial Depth to Water: 53.3 ft**	**Pump Type: Bladder** **Tubing Type: LDPE** **Pump Intake From TOC: 125.9 ft** **Estimated Total Volume Pumped: 10000 ml** **Flow Cell Volume: 90 ml** **Final Flow Rate: 200 ml/min** **Final Draw Down: 0.64 ft**	**Instrument Used: Aqua TROLL 400** **Serial Number: 1283497**

Test Notes:

Weather Conditions:
60 cloudy

Low-Flow Readings:

Date Time	Elapsed Time	pH	Temperature	Specific Conductivity	RDO Concentration	Turbidity	ORP	Depth to Water	Flow
		+/- 0.1	+/- 0.5	+/- 5 %	+/- 0.2	+/- 5	+/- 10	+/- 0.3	
2/25/2026 1:57 PM	00:00	6.531 pH	18.38 °C	130.9 µS/cm	2.327 mg/L	24.60 NTU	-37.8 mV	53.30 ft	200.0 ml/min
2/25/2026 2:02 PM	05:00	6.534 pH	18.37 °C	130.9 µS/cm	1.059 mg/L	16.00 NTU	-36.6 mV	53.94 ft	200.0 ml/min
2/25/2026 2:07 PM	10:00	6.516 pH	18.37 °C	131.2 µS/cm	0.696 mg/L	13.70 NTU	7.7 mV	53.94 ft	200.0 ml/min
2/25/2026 2:12 PM	15:00	6.492 pH	18.33 °C	126.6 µS/cm	0.961 mg/L	10.40 NTU	41.6 mV	53.94 ft	200.0 ml/min
2/25/2026 2:17 PM	20:00	6.475 pH	18.38 °C	124.3 µS/cm	1.173 mg/L	9.600 NTU	58.6 mV	53.94 ft	200.0 ml/min
2/25/2026 2:22 PM	25:00	6.477 pH	18.43 °C	123.6 µS/cm	1.203 mg/L	7.310 NTU	76.1 mV	53.94 ft	200.0 ml/min
2/25/2026 2:27 PM	30:00	6.477 pH	18.41 °C	123.4 µS/cm	1.178 mg/L	6.680 NTU	79.6 mV	53.94 ft	200.0 ml/min
2/25/2026 2:32 PM	35:00	6.477 pH	18.37 °C	123.2 µS/cm	1.132 mg/L	6.100 NTU	84.5 mV	53.94 ft	200.0 ml/min
2/25/2026 2:38 PM	40:00	6.480 pH	18.36 °C	122.8 µS/cm	1.167 mg/L	4.570 NTU	76.9 mV	53.94 ft	200.0 ml/min
2/25/2026 2:43 PM	45:00	6.477 pH	18.62 °C	123.6 µS/cm	1.127 mg/L	4.050 NTU	93.5 mV	53.94 ft	200.0 ml/min
2/25/2026 2:48 PM	50:00	6.478 pH	18.60 °C	123.0 µS/cm	1.133 mg/L	2.640 NTU	98.6 mV	53.94 ft	200.0 ml/min

Samples

Sample ID:	Description:
SCH-PZ-25i	

Created using VuSitu from In-Situ, Inc.

Low-Flow Test Report:

Test Date / Time: 2/19/2026 12:28:42 PM
Project: SCH (5)
Operator Name: Zach W

Location Name: SCH-PZ-25S **Well Diameter: 2 in** **Casing Type: PVC** **Screen Length: 10 ft** **Top of Screen: 48.05 ft** **Total Depth: 58.05 ft** **Initial Depth to Water: 53.08 ft**	**Pump Type: Bladder** **Tubing Type: LDPE** **Pump Intake From TOC: 46 ft** **Estimated Total Volume Pumped: 11250 ml** **Flow Cell Volume: 90 ml** **Final Flow Rate: 100 ml/min** **Final Draw Down: 1.32 ft**	**Instrument Used: Aqua TROLL 400** **Serial Number: 1265037**

Test Notes:

Weather Conditions:
74 cloudy

Low-Flow Readings:

Date Time	Elapsed Time	pH	Temperature	Specific Conductivity	RDO Concentration	Turbidity	ORP	Depth to Water	Flow
		+/- 0.1	+/- 0.5	+/- 5 %	+/- 0.2	+/- 5	+/- 10	+/- 5	
2/19/2026 12:28 PM	00:00	5.065 pH	23.17 °C	41.39 µS/cm	7.205 mg/L	33.00 NTU	221.7 mV	53.08 ft	150.0 ml/min
2/19/2026 12:33 PM	05:00	4.937 pH	19.89 °C	34.99 µS/cm	4.964 mg/L	19.80 NTU	291.7 mV	53.08 ft	150.0 ml/min
2/19/2026 12:38 PM	10:00	4.866 pH	19.61 °C	33.13 µS/cm	4.887 mg/L	11.20 NTU	298.9 mV	53.79 ft	150.0 ml/min
2/19/2026 12:43 PM	15:00	4.836 pH	19.39 °C	33.23 µS/cm	4.996 mg/L	9.040 NTU	426.4 mV	54.06 ft	150.0 ml/min
2/19/2026 12:48 PM	20:00	4.865 pH	19.41 °C	32.99 µS/cm	4.808 mg/L	7.640 NTU	291.0 mV	54.24 ft	150.0 ml/min
2/19/2026 12:53 PM	25:00	4.879 pH	19.31 °C	32.74 µS/cm	4.642 mg/L	9.300 NTU	279.6 mV	54.24 ft	150.0 ml/min
2/19/2026 12:58 PM	30:00	4.868 pH	19.26 °C	32.74 µS/cm	4.466 mg/L	14.00 NTU	404.8 mV	54.24 ft	150.0 ml/min
2/19/2026 1:03 PM	35:00	4.843 pH	19.66 °C	32.60 µS/cm	4.522 mg/L	11.20 NTU	277.5 mV	54.40 ft	150.0 ml/min
2/19/2026 1:08 PM	40:00	4.834 pH	19.88 °C	33.65 µS/cm	4.862 mg/L	7.410 NTU	271.0 mV	54.40 ft	150.0 ml/min
2/19/2026 1:13 PM	45:00	4.830 pH	19.86 °C	32.46 µS/cm	4.555 mg/L	4.960 NTU	388.3 mV	54.40 ft	100.0 ml/min
2/19/2026 1:18 PM	50:00	4.825 pH	20.01 °C	32.50 µS/cm	4.434 mg/L	3.700 NTU	269.1 mV	54.40 ft	100.0 ml/min
2/19/2026 1:23 PM	55:00	4.830 pH	19.97 °C	32.27 µS/cm	4.380 mg/L	2.520 NTU	259.3 mV	54.40 ft	100.0 ml/min
2/19/2026 1:28 PM	01:00:00	4.834 pH	20.10 °C	32.25 µS/cm	4.343 mg/L	2.350 NTU	255.1 mV	54.40 ft	100.0 ml/min

2/19/2026 1:33 PM	01:05:00	4.814 pH	20.10 °C	32.03 µS/cm	4.309 mg/L	1.840 NTU	251.3 mV	54.40 ft	100.0 ml/min
2/19/2026 1:38 PM	01:10:00	4.802 pH	20.15 °C	31.76 µS/cm	4.249 mg/L	1.730 NTU	365.9 mV	54.40 ft	100.0 ml/min
2/19/2026 1:43 PM	01:15:00	4.819 pH	20.46 °C	31.84 µS/cm	3.921 mg/L	1.660 NTU	377.2 mV	54.40 ft	100.0 ml/min
2/19/2026 1:48 PM	01:20:00	4.829 pH	20.49 °C	31.35 µS/cm	4.792 mg/L	1.970 NTU	259.3 mV	54.40 ft	100.0 ml/min
2/19/2026 1:53 PM	01:25:00	4.838 pH	20.68 °C	31.57 µS/cm	4.734 mg/L	1.850 NTU	371.6 mV	54.40 ft	100.0 ml/min
2/19/2026 1:58 PM	01:30:00	4.856 pH	21.21 °C	31.70 µS/cm	4.885 mg/L	1.530 NTU	262.5 mV	54.40 ft	100.0 ml/min

Samples

Sample ID:	Description:
SCH-PZ-25S	

APPENDIX A

Field Data Forms
May 2026

Low-Flow Test Report:

Test Date / Time: 5/19/2026 10:12:06 AM
Project: Scherer Q2 resample
Operator Name: DCB

Location Name: SCH-SGWC-10A **Well Diameter: 2 in** **Casing Type: PVC** **Screen Length: 10 ft** **Top of Screen: 42.2 ft** **Total Depth: 52.2 ft** **Initial Depth to Water: 34.8 ft**	**Pump Type: Bladder** **Tubing Type: LDPE Bonded** **Pump Intake From TOC: 48 ft** **Estimated Total Volume Pumped: 5584.167 ml** **Flow Cell Volume: 90 ml** **Final Flow Rate: 150 ml/min** **Final Draw Down: 0.95 ft**	**Instrument Used: Aqua TROLL 400** **Serial Number: 1283133**

Test Notes:

Low-Flow Readings:

Date Time	Elapsed Time	pH	Temperature	Specific Conductivity	RDO Concentration	Turbidity	ORP	Depth to Water	Flow
		+/- 0.1	+/- 10	+/- 5 %	+/- 0.2	+/- 10	+/- 10	+/- 0.3	
5/19/2026 10:12 AM	00:00	6.170 pH	26.41 °C	283.2 µS/cm	4.274 mg/L	16.90 NTU	128.2 mV	34.80 ft	200.0 ml/min
5/19/2026 10:17 AM	05:17	5.887 pH	21.86 °C	269.5 µS/cm	0.677 mg/L	9.880 NTU	61.7 mV	35.90 ft	150.0 ml/min
5/19/2026 10:22 AM	10:48	5.899 pH	23.91 °C	264.5 µS/cm	0.558 mg/L	10.30 NTU	51.2 mV	35.75 ft	150.0 ml/min
5/19/2026 10:27 AM	15:48	5.909 pH	22.90 °C	263.7 µS/cm	0.456 mg/L	8.200 NTU	62.6 mV	35.75 ft	150.0 ml/min
5/19/2026 10:29 AM	17:09	5.912 pH	23.07 °C	264.9 µS/cm	0.430 mg/L	6.300 NTU	50.2 mV	35.75 ft	150.0 ml/min
5/19/2026 10:34 AM	22:09	5.920 pH	23.39 °C	263.2 µS/cm	0.434 mg/L	5.500 NTU	58.1 mV	35.75 ft	150.0 ml/min
5/19/2026 10:39 AM	27:09	5.926 pH	23.55 °C	260.2 µS/cm	0.418 mg/L	4.200 NTU	53.7 mV	35.75 ft	150.0 ml/min
5/19/2026 10:41 AM	29:21	5.926 pH	23.38 °C	260.7 µS/cm	0.379 mg/L	3.110 NTU	44.2 mV	35.75 ft	150.0 ml/min
5/19/2026 10:42 AM	30:28	5.932 pH	23.23 °C	260.9 µS/cm	0.362 mg/L	3.110 NTU	46.4 mV	35.75 ft	150.0 ml/min
5/19/2026 10:47 AM	35:28	5.931 pH	22.96 °C	259.0 µS/cm	0.315 mg/L	3.420 NTU	55.1 mV	35.75 ft	150.0 ml/min

Samples

Sample ID:	Description:
SCH-SGWC-10A	Extra rad, FB, EB, FD

APPENDIX A

Instrument Calibration Records
February - March 2026

Site Name: SLH

Field Instrumentation Calibration Form

Date: 2/20/26

Field Conditions: 71, cloudy

Calibrated By:

Instrument	Manufactuer/ Model	Serial Number
Water Quality Meter		1283497
Turbidity Meter		23110200004

Calibration Standard Information				
Parameter	Standard	Lot #	Date of Expiration	Brand
Specific Conductance (µS/cm)	4,490	24021650	04/26	AIR
pH (SU)	4.00	↓	↓	↓
pH (SU)	7.00	24021711	↓	↓
pH (SU)	10.00	24022784	↓	↓
D.O. (%)	N/A		↓	↓
ORP (mV)	228.0	24026598	↓	↓

Calibration					
Time Start 0736		Time Finish 0753			
Parameter	Standard	Calibration Value	Calibration Solution Temperature (°C)	Acceptance Criteria	Reference
Specific Conductance (µS/cm)	4,490	4481	21.45	± 10% of standard	EPA 2023
pH (SU)	4.00	4.041	21.80	± 0.1	GWMP
pH (SU)	7.00	7.035	21.93	± 0.1	GWMP
pH (SU)	10.00	10.08	21.97	± 0.1	GWMP
D.O. (%)	N/A	100.4	22.11	± 10%	NA
ORP (mV)	228.0	226.1	21.92	± 10	EPA 2023

	Standard	Calibration Value	Acceptance Criteria	Reference
Turbidity (NTU)	20	20.2	± 10% of standard	EPA 2023
	100	98.9		
	800	796		
	10	10.1		

Calibration Check					
Time Start		Time Finish			
Parameter	Standard	Calibration Value	Calibration Solution Temperature (°C)	Acceptance Criteria	Reference
Specific Conductance (µS/cm)	4,490	4750	25	± 10% of standard	EPA 2023
pH (SU)	4.00	3.99	↓	± 0.1	GWMP
pH (SU)	7.00	~~7.09~~ 7.08	↓	± 0.1	GWMP
pH (SU)	10.00	10.01	↓	± 0.1	GWMP

	Standard	Calibration Value	Acceptance Criteria	Reference
Turbidity (NTU)	10	9.9	± 10% of standard	EPA 2023
	20	20.2		
	100	98.0		
	800	796		

Notes:

Site Name: SCH

Field Instrumentation Calibration Form

Date: 2/19/26

Calibrated By:

Field Conditions: 65, Cloudy

Instrument	Manufactuer/ Model	Serial Number
Water Quality Meter		1283447
Turbidity Meter		23110060000

Calibration Standard Information				
Parameter	Standard	Lot #	Date of Expiration	Brand
Specific Conductance (µS/cm)	4,490	24021650	09/26	AIM
pH (SU)	4.00	24021650		
pH (SU)	7.00	24021711		
pH (SU)	10.00	24022784		
D.O. (%)	N/A			
ORP (mV)	228.0	24020548		

Calibration					
Time Start 0754		Time Finish 0816			
Parameter	Standard	Calibration Value	Calibration Solution Temperature (°C)	Acceptance Criteria	Reference
Specific Conductance (µS/cm)	4,490	4573	22.40	± 10% of standard	EPA 2023
pH (SU)	4.00	4.029	22.46	± 0.1	GWMP
pH (SU)	7.00	7.018	22.60	± 0.1	GWMP
pH (SU)	10.00	10.16	22.55	± 0.1	GWMP
D.O. (%)	N/A	108.6	22.36	± 10%	NA
ORP (mV)	228.0	~~[illegible]~~ 218.0	22.44	± 10	EPA 2023

	Standard	Calibration Value	Acceptance Criteria	Reference
Turbidity (NTU)	20	20.0	± 10% of standard	EPA 2023
	100	100.0		
	800	800.0		
	10	10.4		

Calibration Check					
Time Start 0811		Time Finish			
Parameter	Standard	Calibration Value	Calibration Solution Temperature (°C)	Acceptance Criteria	Reference
Specific Conductance (µS/cm)	4,490	4573		± 10% of standard	EPA 2023
pH (SU)	4.00	4.029		± 0.1	GWMP
pH (SU)	7.00	7.018		± 0.1	GWMP
pH (SU)	10.00	10.16		± 0.1	GWMP

	Standard	Calibration Value	Acceptance Criteria	Reference
Turbidity (NTU)	20	20	± 10% of standard	EPA 2023
	100	100		
	800	800		
	10	10		

Notes:

Site Name: Schuver

Calibrated By: Zachary Ryndar

Field Instrumentation Calibration Form

Date: 2/26/26

Field Conditions: 58, rainy

Instrument	Manufactuer/ Model	Serial Number
Water Quality Meter		1283497
Turbidity Meter		23H0000009

Calibration Standard Information

Parameter	Standard	Lot #	Date of Expiration	Brand
Specific Conductance (µS/cm)	4,490	24021650	9/26	ATP
pH (SU)	4.00	↓	↓	↓
pH (SU)	7.00	24021711		
pH (SU)	10.00	24022284		
D.O. (%)	N/A			
ORP (mV)	228.0	24020548		

Calibration

Time Start 0730 Time Finish 0752

Parameter	Standard	Calibration Value	Calibration Solution Temperature (°C)	Acceptance Criteria	Reference
Specific Conductance (µS/cm)	4,490	4415	20.30	± 10% of standard	EPA 2023
pH (SU)	4.00	4.028	20.63	± 0.1	GWMP
pH (SU)	7.00	7.073	20.69	± 0.1	GWMP
pH (SU)	10.00	10.08	20.81	± 0.1	GWMP
D.O. (%)	N/A	100.4	20.87	± 10%	NA
ORP (mV)	228.0	227.7	20.86	± 10	EPA 2023

	Standard	Calibration Value	Acceptance Criteria	Reference
Turbidity (NTU)	20	19.5	± 10% of standard	EPA 2023
	100	97.7		
	800	802		
	10	10.0		

Calibration Check

Time Start Time Finish

Parameter	Standard	Calibration Value	Calibration Solution Temperature (°C)	Acceptance Criteria	Reference
Specific Conductance (µS/cm)	4,490	4415		± 10% of standard	EPA 2023
pH (SU)	4.00	4.028		± 0.1	GWMP
pH (SU)	7.00	7.073		± 0.1	GWMP
pH (SU)	10.00	10.08		± 0.1	GWMP

	Standard	Calibration Value	Acceptance Criteria	Reference
Turbidity (NTU)	20	19.5	± 10% of standard	EPA 2023
	100	97.7		
	800	802		
	10	10.1		

Notes:

Site Name: Scherer

Field Instrumentation Calibration Form

Date: 2/25/26

Calibrated By: Zachary, Pryander

Field Conditions: 44, clear

Instrument	Manufactuer/ Model	Serial Number
Water Quality Meter		1283497
Turbidity Meter		23110000009

Calibration Standard Information				
Parameter	Standard	Lot #	Date of Expiration	Brand
Specific Conductance (µS/cm)	4,490	24021656	09/26	RTR
pH (SU)	4.00	24021711		
pH (SU)	7.00			
pH (SU)	10.00	24022784		
D.O. (%)	N/A	—		
ORP (mV)	228.0	24020598		

Calibration					
Time Start 0738		Time Finish 0757			
Parameter	Standard	Calibration Value	Calibration Solution Temperature (°C)	Acceptance Criteria	Reference
Specific Conductance (µS/cm)	4,490	4620	18.85	± 10% of standard	EPA 2023
pH (SU)	4.00	3.988	19.30	± 0.1	GWMP
pH (SU)	7.00	7.001	19.61	± 0.1	GWMP
pH (SU)	10.00	10.05	19.18	± 0.1	GWMP
D.O. (%)	N/A	100.7	18.59	± 10%	NA
ORP (mV)	228.0	231.2	19.21	± 10	EPA 2023

	Standard	Calibration Value	Acceptance Criteria	Reference
Turbidity (NTU)	20	20.4	± 10% of standard	EPA 2023
	100	103		
	800	804		
	10	9.92		

Calibration Check					
Time Start		Time Finish			
Parameter	Standard	Calibration Value	Calibration Solution Temperature (°C)	Acceptance Criteria	Reference
Specific Conductance (µS/cm)	4,490	4600		± 10% of standard	EPA 2023
pH (SU)	4.00	3.989		± 0.1	GWMP
pH (SU)	7.00	7.001		± 0.1	GWMP
pH (SU)	10.00	10.07		± 0.1	GWMP

	Standard	Calibration Value	Acceptance Criteria	Reference
Turbidity (NTU)	20	20.4	± 10% of standard	EPA 2023
	100	103		
	800	803		
	10	9.92		

Notes:

Site Name: Scherer

Calibrated By:

Field Instrumentation Calibration Form

Date: 2/27/26

Field Conditions: 58, rainy

Instrument	Manufactuer/ Model	Serial Number
Water Quality Meter		1283497
Turbidity Meter		23110000009

Calibration Standard Information

Parameter	Standard	Lot #	Date of Expiration	Brand
Specific Conductance (µS/cm)	4,490	24021650	09/26	AIR
pH (SU)	4.00	↓	↓	↓
pH (SU)	7.00	24021711		
pH (SU)	10.00	24022784		
D.O. (%)	N/A			
ORP (mV)	228.0	24020598		

Calibration

Time Start 0803

Time Finish

Parameter	Standard	Calibration Value	Calibration Solution Temperature (°C)	Acceptance Criteria	Reference
Specific Conductance (µS/cm)	4,490	4468	20.09	± 10% of standard	EPA 2023
pH (SU)	4.00	4.014	20.33	± 0.1	GWMP
pH (SU)	7.00	7.031	20.54	± 0.1	GWMP
pH (SU)	10.00	10.04	20.65	± 0.1	GWMP
D.O. (%)	N/A	98.02	20.82	± 10%	NA
ORP (mV)	228.0	227.7	20.81	± 10	EPA 2023

	Standard	Calibration Value	Acceptance Criteria	Reference
Turbidity (NTU)	20	22.7	± 10% of standard	EPA 2023
	100	119		
	800	880		
	10	10.2		

Calibration Check

Time Start

Time Finish

Parameter	Standard	Calibration Value	Calibration Solution Temperature (°C)	Acceptance Criteria	Reference
Specific Conductance (µS/cm)	4,490	4460		± 10% of standard	EPA 2023
pH (SU)	4.00	4.014		± 0.1	GWMP
pH (SU)	7.00	7.032		± 0.1	GWMP
pH (SU)	10.00	10.01		± 0.1	GWMP

	Standard	Calibration Value	Acceptance Criteria	Reference
Turbidity (NTU)	20	21.0	± 10% of standard	EPA 2023
	100	109		
	800	830		
	10	10.2		

Notes:

Site Name: SCHerer

Field Instrumentation Calibration Form

Date: 2/26/26

Calibrated By: JS

Field Conditions:

Instrument	Manufactuer/ Model	Serial Number
Water Quality Meter	[illegible]	12883733
Turbidity Meter	Hach	1503003937

Calibration Standard Information

Parameter	Standard	Lot #	Date of Expiration	Brand
Specific Conductance (µS/cm)	4,490	24021650	9/26	AIR
pH (SU)	4.00			
pH (SU)	7.00	24021711		
pH (SU)	10.00	24022098		
D.O. (%)	N/A			
ORP (mV)	228.0	24020598		

Calibration

Time Start

Time Finish

Parameter	Standard	Calibration Value	Calibration Solution Temperature (°C)	Acceptance Criteria	Reference
Specific Conductance (µS/cm)	4,490	4497	21.49	± 10% of standard	EPA 2023
pH (SU)	4.00	4.036	21.49	± 0.1	GWMP
pH (SU)	7.00	7.011	21.49	± 0.1	GWMP
pH (SU)	10.00	10.05	21.50	± 0.1	GWMP
D.O. (%)	N/A	99.94	21.27	± 10%	NA
ORP (mV)	228.0	227.3	21.28	± 10	EPA 2023

	Standard	Calibration Value	Acceptance Criteria	Reference
Turbidity (NTU)	20	20.3	± 10% of standard	EPA 2023
	100	100		
	800	801		
	10	10.1		

Calibration Check

Time Start

Time Finish

Parameter	Standard	Calibration Value	Calibration Solution Temperature (°C)	Acceptance Criteria	Reference
Specific Conductance (µS/cm)	4,490	4497	21	± 10% of standard	EPA 2023
pH (SU)	4.00	4.036		± 0.1	GWMP
pH (SU)	7.00	7.011		± 0.1	GWMP
pH (SU)	10.00	10.05		± 0.1	GWMP

	Standard	Calibration Value	Acceptance Criteria	Reference
Turbidity (NTU)	20	20.3	± 10% of standard	EPA 2023
	100	100		
	800	801		
	10	10.2		

Notes:

Site Name: SCH

Field Instrumentation Calibration Form

Date: _____

Calibrated By: JS

Field Conditions: _____

Instrument	Manufactuer/ Model	Serial Number
Water Quality Meter	Sey	
Turbidity Meter		

Calibration Standard Information				
Parameter	Standard	Lot #	Date of Expiration	Brand
Specific Conductance (µS/cm)	4,490	Same as yesterday		
pH (SU)	4.00			
pH (SU)	7.00			
pH (SU)	10.00			
D.O. (%)	N/A			
ORP (mV)	228.0			

Calibration					
Time Start		Time Finish			
Parameter	Standard	Calibration Value	Calibration Solution Temperature (°C)	Acceptance Criteria	Reference
Specific Conductance (µS/cm)	4,490	4490	21.85	± 10% of standard	EPA 2023
pH (SU)	4.00	4.015	21.87	± 0.1	GWMP
pH (SU)	7.00	7.010	21.85	± 0.1	GWMP
pH (SU)	10.00	10.03	21.73	± 0.1	GWMP
D.O. (%)	N/A	99.73	21.90	± 10%	NA
ORP (mV)	228.0	225.0	21.66	± 10	EPA 2023

	Standard	Calibration Value	Acceptance Criteria	Reference
Turbidity (NTU)	20	19.1	± 10% of standard	EPA 2023
	100	99.6		
	800	791		
	10	9.69		

Calibration Check					
Time Start		Time Finish			
Parameter	Standard	Calibration Value	Calibration Solution Temperature (°C)	Acceptance Criteria	Reference
Specific Conductance (µS/cm)	4,490	4490		± 10% of standard	EPA 2023
pH (SU)	4.00	4.011		± 0.1	GWMP
pH (SU)	7.00	7.061		± 0.1	GWMP
pH (SU)	10.00	10.030		± 0.1	GWMP

	Standard	Calibration Value	Acceptance Criteria	Reference
Turbidity (NTU)	20	19.0	± 10% of standard	EPA 2023
	100	99.6		
	800	791		
	10	9.81		

Notes:

Site Name: SCH

Field Instrumentation Calibration Form

Date: 2/25/26

Calibrated By: J. Sturly

Field Conditions: Clear 50s

Instrument	Manufactuer/ Model	Serial Number
Water Quality Meter	Sey	
Turbidity Meter		

Calibration Standard Information

Parameter	Standard	Lot #	Date of Expiration	Brand
Specific Conductance (µS/cm)	4,490	Sey		
pH (SU)	4.00			
pH (SU)	7.00			
pH (SU)	10.00			
D.O. (%)	N/A			
ORP (mV)	228.0			

Calibration

Time Start

Time Finish

Parameter	Standard	Calibration Value	Calibration Solution Temperature (°C)	Acceptance Criteria	Reference
Specific Conductance (µS/cm)	4,490	4363	20.02	± 10% of standard	EPA 2023
pH (SU)	4.00	4.004	20.04	± 0.1	GWMP
pH (SU)	7.00	7.020	19.80	± 0.1	GWMP
pH (SU)	10.00	10.02	19.69	± 0.1	GWMP
D.O. (%)	N/A	93.05	19.97	± 10%	NA
ORP (mV)	228.0	228.5	19.66	± 10	EPA 2023

	Standard	Calibration Value	Acceptance Criteria	Reference
Turbidity (NTU)	20	19.9	± 10% of standard	EPA 2023
	100	102		
	800	799		
	10	10.4		

Calibration Check

Time Start

Time Finish

Parameter	Standard	Calibration Value	Calibration Solution Temperature (°C)	Acceptance Criteria	Reference
Specific Conductance (µS/cm)	4,490	4300		± 10% of standard	EPA 2023
pH (SU)	4.00	4.004		± 0.1	GWMP
pH (SU)	7.00	7.021		± 0.1	GWMP
pH (SU)	10.00	10.01		± 0.1	GWMP

	Standard	Calibration Value	Acceptance Criteria	Reference
Turbidity (NTU)	20	19.9	± 10% of standard	EPA 2023
	100	100		
	800	791		
	10	10.3		

Notes:

Site Name: SCH

Field Instrumentation Calibration Form

Date: 2/24/26

Calibrated By: JS

Field Conditions:

Instrument	Manufactuer/ Model	Serial Number
Water Quality Meter	1283133	9999
Turbidity Meter	15030C089370	Hach

Calibration Standard Information				
Parameter	Standard	Lot #	Date of Expiration	Brand
Specific Conductance (µS/cm)	4,490	Same as yesterday		
pH (SU)	4.00			
pH (SU)	7.00			
pH (SU)	10.00			
D.O. (%)	N/A			
ORP (mV)	228.0			

Calibration					
Time Start		Time Finish			
Parameter	Standard	Calibration Value	Calibration Solution Temperature (°C)	Acceptance Criteria	Reference
Specific Conductance (µS/cm)	4,490	4555	20.91	± 10% of standard	EPA 2023
pH (SU)	4.00	4.04	20.42	± 0.1	GWMP
pH (SU)	7.00	7.028	20.29	± 0.1	GWMP
pH (SU)	10.00	10.13	20.43	± 0.1	GWMP
D.O. (%)	N/A	108.4	20.19	± 10%	NA
ORP (mV)	228.0	230.1	20.24	± 10	EPA 2023

	Standard	Calibration Value	Acceptance Criteria	Reference
Turbidity (NTU)	20	20.0	± 10% of standard	EPA 2023
	100	105		
	800	801		
	10	10.1		

Calibration Check					
Time Start		Time Finish			
Parameter	Standard	Calibration Value	Calibration Solution Temperature (°C)	Acceptance Criteria	Reference
Specific Conductance (µS/cm)	4,490	4500		± 10% of standard	EPA 2023
pH (SU)	4.00	4.01		± 0.1	GWMP
pH (SU)	7.00	7.028		± 0.1	GWMP
pH (SU)	10.00	10.13		± 0.1	GWMP

	Standard	Calibration Value	Acceptance Criteria	Reference
Turbidity (NTU)	20	20.1	± 10% of standard	EPA 2023
	100	104		
	800	807		
	10	10.3		

Notes:

Site Name: Plant SCH

Calibrated By: JCT

Field Instrumentation Calibration Form

Date: 02/27/26

Field Conditions: Rainy, 60

Instrument	Manufactuer/ Model	Serial Number
Water Quality Meter	AQUAtroll	1283499
Turbidity Meter	HACH 2100Q	23060D000290

Calibration Standard Information				
Parameter	Standard	Lot #	Date of Expiration	Brand
Specific Conductance (µS/cm)	4,490	24021650	09/2026	Air
pH (SU)	4.00			
pH (SU)	7.00	24021711		
pH (SU)	10.00	24022784		
D.O. (%)	N/A			
ORP (mV)	228.0	24020598		

Calibration					
Time Start		Time Finish			
Parameter	Standard	Calibration Value	Calibration Solution Temperature (°C)	Acceptance Criteria	Reference
Specific Conductance (µS/cm)	4,490	4148	21.22	± 10% of standard	EPA 2023
pH (SU)	4.00	4.04	21.25	± 0.1	GWMP
pH (SU)	7.00	7.01	21.22	± 0.1	GWMP
pH (SU)	10.00	10.02	21.20	± 0.1	GWMP
D.O. (%)	N/A	120.1	21.18	± 10%	NA
ORP (mV)	228.0	233.9	21.22	± 10	EPA 2023

	Standard	Calibration Value	Acceptance Criteria	Reference
Turbidity (NTU)	10	9.62	± 10% of standard	EPA 2023
	20	22.3		
	100	104		
	800	812		

Calibration Check					
Time Start		Time Finish			
Parameter	Standard	Calibration Value	Calibration Solution Temperature (°C)	Acceptance Criteria	Reference
Specific Conductance (µS/cm)	4,490			± 10% of standard	EPA 2023
pH (SU)	4.00			± 0.1	GWMP
pH (SU)	7.00			± 0.1	GWMP
pH (SU)	10.00			± 0.1	GWMP

	Standard	Calibration Value	Acceptance Criteria	Reference
Turbidity (NTU)	10		± 10% of standard	EPA 2023
	20			
	100			
	800			

Notes: half day ended @ 12

Site Name: Plant SCH

Field Instrumentation Calibration Form

Date: 02/26/26

Calibrated By: JCT

Field Conditions: Rainy 60°

Instrument	Manufactuer/ Model	Serial Number
Water Quality Meter	AQUAprobe 1400	23060D000290
Turbidity Meter	HACH 2100Q	1283499 ↓ switch

Calibration Standard Information				
Parameter	Standard	Lot #	Date of Expiration	Brand
Specific Conductance (µS/cm)	4.490	24021650	09/2026	Air
pH (SU)	4.00	↓		
pH (SU)	7.00	24021711		
pH (SU)	10.00	24022784		
D.O. (%)	N/A			
ORP (mV)	228.0	24020598	↓	↓

Calibration					
Time Start		Time Finish			
Parameter	Standard	Calibration Value	Calibration Solution Temperature (°C)	Acceptance Criteria	Reference
Specific Conductance (µS/cm)	4,490	4108	21.75	± 10% of standard	EPA 2023
pH (SU)	4.00	4.03	21.86	± 0.1	GWMP
pH (SU)	7.00	7.01	21.76	± 0.1	GWMP
pH (SU)	10.00	9.98	21.72	± 0.1	GWMP
D.O. (%)	N/A	120.98	21.98	± 10%	NA
ORP (mV)	228.0	232.4	21.71	± 10	EPA 2023

	Standard	Calibration Value	Acceptance Criteria	Reference
Turbidity (NTU)	10	9.98	± 10% of standard	EPA 2023
	20	19		
	100	101		
	800	793		

Calibration Check					
Time Start		Time Finish			
Parameter	Standard	Calibration Value	Calibration Solution Temperature (°C)	Acceptance Criteria	Reference
Specific Conductance (µS/cm)	4,490	4148	21.22	± 10% of standard	EPA 2023
pH (SU)	4.00	4.04	21.25	± 0.1	GWMP
pH (SU)	7.00	7.01	21.22	± 0.1	GWMP
pH (SU)	10.00	10.02	21.20	± 0.1	GWMP

	Standard	Calibration Value	Acceptance Criteria	Reference
Turbidity (NTU)	10	9.62	± 10% of standard	EPA 2023
	20	22.3		
	100	104		
	800	812		

Notes:

Site Name: Plant SCH

Calibrated By: JCT

Field Instrumentation Calibration Form

Date: 02/25/26

Field Conditions: Cloudy, 60°

Instrument	Manufactuer/ Model	Serial Number
Water Quality Meter	AQUAROLL400	1283499
Turbidity Meter	HACH2100Q	23060D000290

Calibration Standard Information

Parameter	Standard	Lot #	Date of Expiration	Brand
Specific Conductance (µS/cm)	4,490	24021660	09/2026	Air
pH (SU)	4.00	↓	↓	↓
pH (SU)	7.00	24021711		
pH (SU)	10.00	24022784		
D.O. (%)	N/A			
ORP (mV)	228.0	24020598		

Calibration

Time Start

Time Finish

Parameter	Standard	Calibration Value	Calibration Solution Temperature (°C)	Acceptance Criteria	Reference
Specific Conductance (µS/cm)	4,490	4622	18.65	± 10% of standard	EPA 2023
pH (SU)	4.00	4.01	18.92	± 0.1	GWMP
pH (SU)	7.00	7.02	19.56	± 0.1	GWMP
pH (SU)	10.00	10.09	19.81	± 0.1	GWMP
D.O. (%)	N/A	101.8	17.69	± 10%	NA
ORP (mV)	228.0	234.9	19.95	± 10	EPA 2023

	Standard	Calibration Value	Acceptance Criteria	Reference
Turbidity (NTU)	10	9.87	± 10% of standard	EPA 2023
	20	~~20.42~~ 22.8		
	100	111		
	800	797		

Calibration Check

Time Start

Time Finish

Parameter	Standard	Calibration Value	Calibration Solution Temperature (°C)	Acceptance Criteria	Reference
Specific Conductance (µS/cm)	4,490	4108	21.75	± 10% of standard	EPA 2023
pH (SU)	4.00	4.03	21.86	± 0.1	GWMP
pH (SU)	7.00	7.01	21.76	± 0.1	GWMP
pH (SU)	10.00	9.98	21.72	± 0.1	GWMP

	Standard	Calibration Value	Acceptance Criteria	Reference
Turbidity (NTU)	10	9.98	± 10% of standard	EPA 2023
	20	~~19.9~~ 19		
	100	101		
	800	793		

Notes:

Send 2/20 data

Site Name: Plant Scott

Calibrated By: JCT

Field Instrumentation Calibration Form

Date: 02/24/26

Field Conditions: Cloudy, 56°

Instrument	Manufactuer/ Model	Serial Number
Water Quality Meter	YSI Aquatrol 1400	12834159
Turbidity Meter	HACH 2100Q	13060D000290

Calibration Standard Information

Parameter	Standard	Lot #	Date of Expiration	Brand
Specific Conductance (µS/cm)	4,490	24021650	09/2026	Air
pH (SU)	4.00	↓	↓	↓
pH (SU)	7.00	24021711	↓	↓
pH (SU)	10.00	24022784	↓	↓
D.O. (%)	N/A	—	↓	↓
ORP (mV)	228.0	24020598	↓	↓

Calibration

Time Start: Time Finish:

Parameter	Standard	Calibration Value	Calibration Solution Temperature (°C)	Acceptance Criteria	Reference
Specific Conductance (µS/cm)	4,490	3950	23.45	± 10% of standard	EPA 2023
pH (SU)	4.00	4.00	23.50	± 0.1	GWMP
pH (SU)	7.00	7.00	20.94	± 0.1	GWMP
pH (SU)	10.00	10.01	19.94	± 0.1	GWMP
D.O. (%)	N/A	90.6	19.96	± 10%	NA
ORP (mV)	228.0	235.8	19.94	± 10	EPA 2023

	Standard	Calibration Value	Acceptance Criteria	Reference
Turbidity (NTU)	10	11.9	± 10% of standard	EPA 2023
	20	21.3		
	100	108		
	800	807		

Calibration Check

Time Start: Time Finish:

Parameter	Standard	Calibration Value	Calibration Solution Temperature (°C)	Acceptance Criteria	Reference
Specific Conductance (µS/cm)	4,490	4622	18.65	± 10% of standard	EPA 2023
pH (SU)	4.00	4.01	18.92	± 0.1	GWMP
pH (SU)	7.00	7.02	19.56	± 0.1	GWMP
pH (SU)	10.00	10.09	19.81	± 0.1	GWMP

	Standard	Calibration Value	Acceptance Criteria	Reference
Turbidity (NTU)	10	9.87	± 10% of standard	EPA 2023
	20	22.8		
	100	111		
	800	797		

Notes:

Site Name: Plant SCH

Field Instrumentation Calibration Form

Date: 02/20/20

Calibrated By: JCT

Field Conditions: Cloudy, 62

Instrument	Manufactuer/ Model	Serial Number
Water Quality Meter	AQUAtrol 400	1283499
Turbidity Meter	HACH 2100Q	23060D000290

Calibration Standard Information				
Parameter	Standard	Lot #	Date of Expiration	Brand
Specific Conductance (µS/cm)	4,490	24021650	09/2026	Air
pH (SU)	4.00	↓	↓	↓
pH (SU)	7.00	24021711		
pH (SU)	10.00	24022784		
D.O. (%)	N/A	—		
ORP (mV)	228.0	24020598		

Calibration					
Time Start		Time Finish			
Parameter	Standard	Calibration Value	Calibration Solution Temperature (°C)	Acceptance Criteria	Reference
Specific Conductance (µS/cm)	4,490	4456	23.21	± 10% of standard	EPA 2023
pH (SU)	4.00	4.05	23.41	± 0.1	GWMP
pH (SU)	7.00	7.05	23.55	± 0.1	GWMP
pH (SU)	10.00	9.98	23.62	± 0.1	GWMP
D.O. (%)	N/A	124.6%	22.71	± 10%	NA
ORP (mV)	228.0	229.0	23.60	± 10	EPA 2023

	Standard	Calibration Value	Acceptance Criteria	Reference
Turbidity (NTU)	10	9.87	± 10% of standard	EPA 2023
	20	19.5		
	100	98.7		
	800	784		

Calibration Check					
Time Start		Time Finish			
Parameter	Standard	Calibration Value	Calibration Solution Temperature (°C)	Acceptance Criteria	Reference
Specific Conductance (µS/cm)	4,490	4438	23.24	± 10% of standard	EPA 2023
pH (SU)	4.00	4.02	23.47	± 0.1	GWMP
pH (SU)	7.00	7.03	23.52	± 0.1	GWMP
pH (SU)	10.00	9.99	23.62	± 0.1	GWMP

	Standard	Calibration Value	Acceptance Criteria	Reference
Turbidity (NTU)	10	9.88	± 10% of standard	EPA 2023
	20	19.5		
	100	99.7		
	800	796		

Notes:

Site Name: Plant SCH

Calibrated By: JCT

Field Instrumentation Calibration Form

Date: 02/19/26

Field Conditions: Cloudy, 60°

Instrument	Manufactuer/ Model	Serial Number
Water Quality Meter	Aquatroll 400	1283499
Turbidity Meter	HACH2100Q	23060D000290

Calibration Standard Information				
Parameter	Standard	Lot #	Date of Expiration	Brand
Specific Conductance (µS/cm)	4,490	24021660	09/2026	Ar
pH (SU)	4.00	↓	↓	↓
pH (SU)	7.00	24021711		
pH (SU)	10.00	24022784		
D.O. (%)	N/A	—		
ORP (mV)	228.0	24020598		

Calibration					
Time Start		Time Finish			
Parameter	Standard	Calibration Value	Calibration Solution Temperature (°C)	Acceptance Criteria	Reference
Specific Conductance (µS/cm)	4,490	4458	20.70	± 10% of standard	EPA 2023
pH (SU)	4.00	4.01	20.66	± 0.1	GWMP
pH (SU)	7.00	7.06	20.52	± 0.1	GWMP
pH (SU)	10.00	10.08	20.35	± 0.1	GWMP
D O (%)	N/A	107.6	21.06	± 10%	NA
ORP (mV)	228.0	233.8	20.25	± 10	EPA 2023

	Standard	Calibration Value	Acceptance Criteria	Reference
Turbidity (NTU)	10	9.57	± 10% of standard	EPA 2023
	20	20.7		
	100	99.0		
	800	807		

Calibration Check					
Time Start		Time Finish			
Parameter	Standard	Calibration Value	Calibration Solution Temperature (°C)	Acceptance Criteria	Reference
Specific Conductance (µS/cm)	4,490	4456	23.21	± 10% of standard	EPA 2023
pH (SU)	4.00	4.05	23.41	± 0.1	GWMP
pH (SU)	7.00	7.05	23.55	± 0.1	GWMP
pH (SU)	10.00	9.98	23.60	± 0.1	GWMP

	Standard	Calibration Value	Acceptance Criteria	Reference
Turbidity (NTU)	10	9.87	± 10% of standard	EPA 2023
	20	19.5		
	100	93.2		
	800	784		

Notes:

Site Name: Plant SCH

Calibrated By: JCT

Field Instrumentation Calibration Form

Date: 2/18/26

Field Conditions: Cloudy, 57°

Instrument	Manufactuer/ Model	Serial Number
Water Quality Meter	Aquatrol 400	128399
Turbidity Meter	HACH 2100Q	23060D000290

Calibration Standard Information				
Parameter	Standard	Lot #	Date of Expiration	Brand
Specific Conductance (µS/cm)	4,490	24021650	02/2026	air
pH (SU)	4.00	↓	↓	↓
pH (SU)	7.00	24021711		
pH (SU)	10.00	24022784		
D.O. (%)	N/A			
ORP (mV)	228.0	24020598	✓	✓

Calibration					
Time Start		Time Finish			
Parameter	Standard	Calibration Value	Calibration Solution Temperature (°C)	Acceptance Criteria	Reference
Specific Conductance (µS/cm)	4,490	4030	14.67	± 10% of standard	EPA 2023
pH (SU)	4.00	4.01	15.09	± 0.1	GWMP
pH (SU)	7.00	7.03	15.82	± 0.1	GWMP
pH (SU)	10.00	10.08	16.42	± 0.1	GWMP
D.O. (%)	N/A	128.3	19.55	± 10%	NA
ORP (mV)	228.0	241.5	16.42	± 10	EPA 2023

	Standard	Calibration Value	Acceptance Criteria	Reference
Turbidity (NTU)	10	~~19~~ 10.9	± 10% of standard	EPA 2023
	20	19.8		
	100	103		
	800	798		

Calibration Check					
Time Start		Time Finish			
Parameter	Standard	Calibration Value	Calibration Solution Temperature (°C)	Acceptance Criteria	Reference
Specific Conductance (µS/cm)	4,490	4450	20.70	± 10% of standard	EPA 2023
pH (SU)	4.00	4.01	20.66	± 0.1	GWMP
pH (SU)	7.00	7.06	20.53	± 0.1	GWMP
pH (SU)	10.00	10.08	20.53	± 0.1	GWMP

	Standard	Calibration Value	Acceptance Criteria	Reference
Turbidity (NTU)	10	9.57	± 10% of standard	EPA 2023
	20	20.7		
	100	99.0		
	800	807		

Notes:

Site Name: Plant SCH

Calibrated By: JCT

Field Instrumentation Calibration Form

Date: 2/17/26

Field Conditions: Sunny, 60°

Instrument	Manufactuer/ Model	Serial Number
Water Quality Meter	Aquatrol 1400	1283499
Turbidity Meter	HACH 2100Q	23060000002910

Calibrated @ 1230

Calibration Standard Information				
Parameter	Standard	Lot #	Date of Expiration	Brand
Specific Conductance (µS/cm)	4,490	24021650	09/2026	Air
pH (SU)	4.00	↓	↓	↓
pH (SU)	7.00	24021711		
pH (SU)	10.00	24022784		
D.O. (%)	N/A			
ORP (mV)	228.0	24020598		

Calibration					
Time Start		Time Finish			
Parameter	Standard	Calibration Value	Calibration Solution Temperature (°C)	Acceptance Criteria	Reference
Specific Conductance (µS/cm)	4,490	4840	21.01	± 10% of standard	EPA 2023
pH (SU)	4.00	3.99	21.04	± 0.1	GWMP
pH (SU)	7.00	6.97	20.95	± 0.1	GWMP
pH (SU)	10.00	10.13	20.88	± 0.1	GWMP
D.O. (%)	N/A	121.2	20.58	± 10%	NA
ORP (mV)	228.0	220.8	20.84	± 10	EPA 2023

	Standard	Calibration Value	Acceptance Criteria	Reference
Turbidity (NTU)	10	10.1	± 10% of standard	EPA 2023
	20	19.7		
	100	101		
	800	794		

Calibration Check					
Time Start		Time Finish			
Parameter	Standard	Calibration Value	Calibration Solution Temperature (°C)	Acceptance Criteria	Reference
Specific Conductance (µS/cm)	4,490	4030	14.57	± 10% of standard	EPA 2023
pH (SU)	4.00	4.01	15.09	± 0.1	GWMP
pH (SU)	7.00	7.03	15.82	± 0.1	GWMP
pH (SU)	10.00	10.08	16.42	± 0.1	GWMP

	Standard	Calibration Value	Acceptance Criteria	Reference
Turbidity (NTU)	10	10.9	± 10% of standard	EPA 2023
	20	19.8		
	100	163		
	800	798		

Notes:

Calibration Report

Instrument	Aqua TROLL 400
Serial Number	1283133
Created	3/2/2026

Sensor	**RDO**
Serial Number	1233665
Last Calibrated	3/2/2026

Calibration Details

Slope	0.9416357
Offset	-0.000 mg/L

Calibration point 100%

Concentration	9.009 mg/L
Temperature	20.93 °C
Barometric Pressure	1,009 mbar

Sensor	**Conductivity**
Serial Number	1283133
Last Calibrated	3/2/2026

Calibration Details

Offset	0.000 µS/cm
Cell Constant	0.935
Reference Temperature	25.00 °C
TDS Conversion Factor (ppm)	0.65

Sensor	**Level**
Serial Number	1283572
Last Calibrated	Factory Defaults

Sensor	**pH/ORP**
Serial Number	23272
Last Calibrated	3/2/2026

Calibration Details

Total Calibration Points	3

Calibration Point 1

pH of Buffer	4.000 pH
pH mV	159.7 mV
Temperature	21.00 °C

Calibration Point 2

pH of Buffer	7.020 pH
pH mV	-3.5 mV
Temperature	20.95 °C

Calibration Point 3

pH of Buffer	10.05 pH
pH mV	-173.4 mV
Temperature	20.94 °C

Slope and Offset 1

Slope	-54.04 mV/pH
Offset	-2.4 mV

Slope and Offset 2

Slope	-56.08 mV/pH
Offset	-2.4 mV

ORP

ORP Solution	ORP Standard
Offset	1.1 mV
Temperature	20.91 °C

Calibration Report

Instrument	Aqua TROLL 400
Serial Number	1283497
Created	3/2/2026

Sensor	**RDO**
Serial Number	1233636
Last Calibrated	3/2/2026

Calibration Details

Slope	0.8977984
Offset	-0.000 mg/L

Calibration point 100%

Concentration	10.07 mg/L
Temperature	20.09 °C
Barometric Pressure	1,009 mbar

Sensor	**Conductivity**
Serial Number	1283497
Last Calibrated	3/2/2026

Calibration Details

Offset	0.000 µS/cm
Cell Constant	0.976
Reference Temperature	25.00 °C
TDS Conversion Factor (ppm)	0.65

Sensor	**Level**
Serial Number	1283571
Last Calibrated	Factory Defaults

Sensor	**pH/ORP**
Serial Number	23279
Last Calibrated	3/2/2026

Calibration Details

Total Calibration Points	3

Calibration Point 1

pH of Buffer	4.000 pH
pH mV	156.1 mV
Temperature	20.64 °C

Calibration Point 2

pH of Buffer	7.020 pH
pH mV	-13.7 mV
Temperature	20.44 °C

Calibration Point 3

pH of Buffer	10.05 pH
pH mV	-188.1 mV
Temperature	20.37 °C

Slope and Offset 1

Slope	-56.24 mV/pH
Offset	-12.6 mV

Slope and Offset 2

Slope	-57.56 mV/pH
Offset	-12.5 mV

ORP

ORP Solution	ORP Standard
Offset	8.6 mV
Temperature	20.24 °C

Calibration Report

Instrument	Aqua TROLL 400
Serial Number	1283499
Created	3/2/2026

Sensor	**RDO**
Serial Number	1233624
Last Calibrated	3/2/2026

Calibration Details

Slope	0.85499734
Offset	-0.000 mg/L

Calibration point 100%

Concentration	10.37 mg/L
Temperature	21.07 °C
Barometric Pressure	1,010 mbar

Sensor	**Conductivity**
Serial Number	1283499
Last Calibrated	3/2/2026

Calibration Details

Offset	0.000 µS/cm
Cell Constant	1.014
Reference Temperature	25.00 °C
TDS Conversion Factor (ppm)	0.65

Sensor	**Level**
Serial Number	1283122
Last Calibrated	Factory Defaults

Sensor	**pH/ORP**
Serial Number	23275
Last Calibrated	3/2/2026

Calibration Details

Total Calibration Points	3

Calibration Point 1

pH of Buffer	4.000 pH
pH mV	157.5 mV
Temperature	21.03 °C

Calibration Point 2

pH of Buffer	7.020 pH
pH mV	-7.8 mV
Temperature	21.10 °C

Calibration Point 3

pH of Buffer	10.05 pH
pH mV	-174.0 mV
Temperature	21.05 °C

Slope and Offset 1

Slope	-54.74 mV/pH
Offset	-6.7 mV

Slope and Offset 2

Slope	-54.86 mV/pH
Offset	-6.7 mV

ORP

ORP Solution	Zobell's
Offset	10.1 mV
Temperature	20.97 °C

Calibration Report

Instrument	Aqua TROLL 400
Serial Number	1283497
Created	3/3/2026

Sensor	**RDO**
Serial Number	1233636
Last Calibrated	3/3/2026

Calibration Details

Slope	0.8916658
Offset	-0.000 mg/L

Calibration point 100%

Concentration	10.02 mg/L
Temperature	20.81 °C
Barometric Pressure	1,012 mbar

Sensor	**Conductivity**
Serial Number	1283497
Last Calibrated	3/3/2026

Calibration Details

Offset	0.000 µS/cm
Cell Constant	0.984
Reference Temperature	25.00 °C
TDS Conversion Factor (ppm)	0.65

Sensor	**Level**
Serial Number	1283571
Last Calibrated	Factory Defaults

Sensor	**pH/ORP**
Serial Number	23279
Last Calibrated	3/3/2026

Calibration Details

Total Calibration Points	3

Calibration Point 1

pH of Buffer	4.000 pH
pH mV	153.4 mV
Temperature	21.09 °C

Calibration Point 2

pH of Buffer	7.020 pH
pH mV	-16.1 mV
Temperature	20.95 °C

Calibration Point 3

pH of Buffer	10.05 pH
pH mV	-188.9 mV
Temperature	20.92 °C

Slope and Offset 1

Slope	-56.15 mV/pH
Offset	-15.0 mV

Slope and Offset 2

Slope	-57.01 mV/pH
Offset	-15.0 mV

ORP

ORP Solution	ORP Standard
Offset	10.1 mV
Temperature	20.90 °C

APPENDIX A

Instrument Calibration Records
May 2026

Site Name: Plant Scherer

Calibrated By: D. Bicondoli

Field Instrumentation Calibration Form

Date: 5/19

Field Conditions: Sunny 78 °F

Instrument	Manufactuer/ Model	Serial Number
Water Quality Meter	Aquaread	128133
Turbidity Meter	HACA 2100Q	23080D000015-1

Calibration Standard Information				
Parameter	Standard	Lot #	Date of Expiration	Brand
Specific Conductance (µS/cm)	4,490			
pH (SU)	4.00			
pH (SU)	7.00			
pH (SU)	10.00			
D.O. (%)	N/A			
ORP (mV)	228.0			

Calibration

Time Start 0915 Time Finish

Parameter	Standard	Calibration Value	Calibration Solution Temperature (°C)	Acceptance Criteria	Reference
Specific Conductance (µS/cm)	4,490	4480	23.14	± 10% of standard	EPA 2023
pH (SU)	4.00	4.07	23.15	± 0.1	GWMP
pH (SU)	7.00	7.00	23.24	± 0.1	GWMP
pH (SU)	10.00	9.98	23.32	± 0.1	GWMP
D.O. (%)	N/A	99.99	23.38	± 10%	NA
ORP (mV)	228.0	230.8	23.37	± 10	EPA 2023

	Standard	Calibration Value	Acceptance Criteria	Reference
Turbidity (NTU)	20	20.8	± 10% of standard	EPA 2023
	100	101		
	800	83.		
	10	9.97		

Calibration Check

Time Start Time Finish

Parameter	Standard	Calibration Value	Calibration Solution Temperature (°C)	Acceptance Criteria	Reference
Specific Conductance (µS/cm)	4,490			± 10% of standard	EPA 2023
pH (SU)	4.00			± 0.1	GWMP
pH (SU)	7.00			± 0.1	GWMP
pH (SU)	10.00			± 0.1	GWMP

	Standard	Calibration Value	Acceptance Criteria	Reference
Turbidity (NTU)			± 10% of standard	EPA 2023

Notes:

APPENDIX B

Analytical Results, Data Validation Summaries, and Laboratory Accreditation

APPENDIX B

Analytical Results
February - March 2026

eurofins | Environment Testing

ANALYTICAL REPORT

PREPARED FOR

Attn: Joju Abraham
Southern Company
241 Ralph McGill Blvd SE
B10185
Atlanta, Georgia (St) 30308

Generated 3/5/2026 6:13:49 PM

JOB DESCRIPTION

CCR - Plant Scherer Ash Pond

JOB NUMBER

705-58015-1

Eurofins Atlanta
3080 Presidential Dr
Atlanta GA 30340

See page two for job notes and contact information.

my EOL

Eurofins Atlanta

Job Notes

The test results in this report relate only to the samples as received by the laboratory and will meet all requirements of the methodology, with any exceptions noted. This report shall not be reproduced except in full, without the express written approval of the laboratory. All questions should be directed to the Eurofins Environment Testing Southeast, LLC Project Manager.

Authorization

Generated
3/5/2026 6:13:49 PM

Authorized for release by
David Fuller, Project Manager
David.Fuller@et.eurofinsus.com
(770)344-8986

Table of Contents

Cover Page 1
Table of Contents 3
Sample Summary 4
Chain of Custody 5
Receipt Checklists 6
Definitions/Glossary 7
Case Narrative 8
Detection Summary 9
Client Sample Results 10
Method Summary 12
Lab Chronicle 13
QC Sample Results 14
Certification Summary 19

Sample Summary

Client: Southern Company
Project/Site: CCR - Plant Scherer Ash Pond

Job ID: 705-58015-1

Lab Sample ID	Client Sample ID	Matrix	Collected	Received	Sample Origin
705-58015-1	SCH-SGWC-15	Water	02/17/26 15:48	02/18/26 09:49	Georgia (St)
705-58015-2	SCH-SGWC-20	Water	02/17/26 15:25	02/18/26 09:49	Georgia (St)

Eurofins Atlanta
3080 Presidential Dr
Atlanta, GA 30340
Phone (770) 457-8177

Chain of Custody Record

eurofins

Client Information	Sampler: Dana Bloomfield	Lab PM: David Fuller / Phone 770-344-8986	Carrier Tracking No(s):	COC No:
Client Contact: Joju Abraham	Phone: 404-242-7557	E-Mail: David.Fuller@ET.EurofinsUS.com	State of Origin: GA	Page: Page 1 of 1
Company: Southern Company	PWSID:			Job #:
Address: 241 Ralph McGill Blvd SE B10185	Due Date Requested:			
City: Atlanta	TAT Requested (days): 2 weeks			
State, Zip: GA, 30308	Compliance Project: Δ Yes Δ No			
Phone:	Lab Project #: 70504534 (DO NOT REMOVE)			
Email: JAbraham@southernco.com	Lab PO #: GPC82130-0003 / PO Line #1			
Project Name: CCR - Plant Scherer Ash Pond	Project #:			
Site:	SSOW#:			

Analysis Requested

Preservation Codes: D - HNO3; N - None

Other:

Task_Code: SCH-CCR-ASSMT-2026S1

Special Instructions/Notes

Sample Identification	Sample Date	Sample Time	Sample Type (C=comp, G=grab)	Matrix (W=water, S=solid, O=waste/oil, BT=Tissue, A=Air)	Field Filtered Sample (Yes or No)	Perform MS/MSD (Yes or No)	300_ORGFM_28D - Chloride, Fluoride, Sulfate	2540C_Calcd - Total Dissolved Solids (TDS)	6010D- App III Metals (Boron, Calcium) + Lithium	6020B - App IV Metals (Sb, As, Ba, Be, Cd, Cr, Co, Pb, Mo, Se, Tl) + Mg, Na, K, Fe	6020B - App IV Metals (Sb, As, Ba, Be, Cd, Cr, Co, Pb, Mo, Se, Tl) + Mg, Na, K, Fe	7470A - App IV Mercury	9315_Ra226 - Radium-226 (GFPC) - 21 day decay	9320_Ra228 - Radium-228 (GFPC) - 21 day decay	Ra226Ra228_GFPC - Combined Radium 226 and 228	2320B - Total Alkalinity	Total Number of containers
			Preservation Code				N	N	D	D	D	D		D	D	D	N
SCH-SGWC-15	2/17/26	15 48	G	WG			X	X	X		X	X		X	X	X	X	5
SCH-SGWC-20	2/17/26	15 25	G	WG			X	X	X		X	X		X	X	X	X	5

705-58015 COC

Possible Hazard Identification
☒ Non-Hazard ☐ Flammable ☐ Skin Irritant ☐ Poison B ☐ Unknown ☐ Radiological

Sample Disposal (A fee may be assessed if samples are retained longer than 1 month)
☐ Return To Client ☒ Disposal By Lab ☐ Archive For _____ Months

Deliverable Requested I, II, III, IV, Other (specify)

Special Instructions/QC Requirements.

Empty Kit Relinquished by:	Date	Time	Method of Shipment:

Relinquished by:	Date/Time:	Company:	Received by:	Date/Time:	Company
[signature]	2/19/26 807	WSP	[signature] 922		
[signature] 422	2/18/26 9:49		[signature]	2-18-26	0949

Custody Seals Intact: Δ Yes Δ No	Custody Seal No	Cooler Temperature(s) °C and Other Remarks. 2.4 # 2665 C1

Ver: 01/16/2019 3/5/2026

Login Sample Receipt Checklist

Client: Southern Company

Job Number: 705-58015-1

Login Number: 58015
List Number: 1
Creator: Gay, Dalton

List Source: Eurofins Atlanta

Question	Answer	Comment
The cooler's custody seal, if present, is intact.	True	
The cooler does not appear to have been compromised or tampered with.	True	
Samples were received on ice.	True	
Cooler Temperature is acceptable.	True	
Cooler Temperature is recorded.	True	
COC present.	True	
COC is filled out in ink and legible.	True	
COC is filled out with all pertinent information.	True	
Sample custody seals, if present, are intact.	True	
Sample collection date/times are provided.	True	
The samples do not appear to have been compromised or tampered with.	True	
Containers are not broken or leaking.	True	
There are no discrepancies between the containers received and the COC.	True	
Sample containers have legible labels.	True	
Appropriate sample containers were rec'd and sufficient volume for all analyses.	True	
Samples are received within Holding Time (excluding tests with immediate HTs).	True	
Containers requiring zero headspace have no headspace or bubble is <6mm (1/4").	True	
Is there sufficient air space in bottle for bacteriological analysis.	True	

This receipt checklist is generated for all samples received in this Login. It may not be applicable to all Jobs associated with this Login.

Definitions/Glossary

Client: Southern Company
Project/Site: CCR - Plant Scherer Ash Pond

Job ID: 705-58015-1

Qualifiers

HPLC/IC

Qualifier	Qualifier Description
F1	MS and/or MSD recovery exceeds control limits.

Metals

Qualifier	Qualifier Description
^+	Continuing Calibration Verification (CCV) is outside acceptance limits, high biased.
4	MS, MSD: The analyte present in the original sample is greater than 4 times the matrix spike concentration; therefore, control limits are not applicable.
E	Result exceeded calibration range.
J	Result is less than the RL but greater than or equal to the MDL and the concentration is an approximate value.

Glossary

Abbreviation	These commonly used abbreviations may or may not be present in this report.
☼	Listed under the "D" column to designate that the result is reported on a dry weight basis
%R	Percent Recovery
CFL	Contains Free Liquid
CFU	Colony Forming Unit
CNF	Contains No Free Liquid
DER	Duplicate Error Ratio (normalized absolute difference)
Dil Fac	Dilution Factor
DL	Detection Limit (DoD/DOE)
DL, RA, RE, IN	Indicates a Dilution, Re-analysis, Re-extraction, or additional Initial metals/anion analysis of the sample
DLC	Decision Level Concentration (Radiochemistry)
EDL	Estimated Detection Limit (Dioxin)
LOD	Limit of Detection (DoD/DOE)
LOQ	Limit of Quantitation (DoD/DOE)
MCL	EPA recommended "Maximum Contaminant Level"
MDA	Minimum Detectable Activity (Radiochemistry)
MDC	Minimum Detectable Concentration (Radiochemistry)
MDL	Method Detection Limit
ML	Minimum Level (Dioxin)
MPN	Most Probable Number
MQL	Method Quantitation Limit
NC	Not Calculated
ND	Not Detected at the reporting limit (or MDL or EDL if shown)
NEG	Negative / Absent
POS	Positive / Present
PQL	Practical Quantitation Limit
PRES	Presumptive
QC	Quality Control
RER	Relative Error Ratio (Radiochemistry)
RL	Reporting Limit or Requested Limit (Radiochemistry)
RPD	Relative Percent Difference, a measure of the relative difference between two points
TEF	Toxicity Equivalent Factor (Dioxin)
TEQ	Toxicity Equivalent Quotient (Dioxin)
TNTC	Too Numerous To Count

Job Narrative
705-58015-1

The analytical test results presented in this report meet all requirements of the associated regulatory program listed on the Accreditation/Certification Summary Page, unless otherwise noted. Data qualifiers and/or narrative comments are included to explain any exceptions, if applicable. Regulated compliance samples (e.g. SDWA, NPDES) must comply with associated agency requirements/permits.

- Matrix-specific batch QC (e.g., MS, MSD, SD) may not be reported when insufficient sample volume is available or when site-specific QC samples are not submitted. In such cases, a Laboratory Control Sample Duplicate (LCSD) may be analyzed to provide precision data for the batch.
- For samples analyzed using surrogate and/or isotope dilution analytes, any recoveries falling outside of established acceptance criteria are re-prepared and/or re-analyzed to confirm results, unless the deviation is due to sample dilution or otherwise explained in the case narrative.

Receipt
The samples were received on 2/18/2026 9:49 AM. Unless otherwise noted below, the samples arrived in good condition, and, where required, properly preserved and on ice. The temperature of the cooler at receipt time was 2.4°C.

HPLC/IC
No additional analytical or quality issues were noted, other than those described above or in the Definitions/ Glossary page.

Metals
Method 6010D: The continuing calibration verification (CCV) associated with batch 705-115860 recovered above the upper control limit for Lithium. The samples associated with this CCV were found to be less than the reporting limit (RL) or were batch QC samples for the affected analytes; therefore, the data have been reported. The associated samples are:SCH-SGWC-15 (705-58015-1), SCH-SGWC-20 (705-58015-2), (CCV 705-115860/29), (CCV 705-115860/39), (LCS 705-115328/2-A), (MB 705-115328/1-A), (705-57849-A-18-B MS) and (705-57849-A-18-C MSD).

Method 6020B - Total Recoverable: The matrix spike / matrix spike duplicate (MS/MSD) recoveries for preparation batch 705-115210 and analytical batch 705-115752 were outside control limits for one or more analytes. See QC Sample Results for detail. Sample matrix interference and/or non-homogeneity are suspected because the associated laboratory control sample (LCS) recovery is within acceptance limits.

Method 6020B - Total Recoverable: MS, MSD: The analyte present in the original sample is greater than 4 times the matrix spike concentration; therefore, control limits are not applicable.

Method 6020B - Total Recoverable: The native sample, matrix spike, and matrix spike duplicate (MS/MSD) associated with preparation batch 705-115210 and analytical batch 705-115752 were performed at the same dilution. Due to the additional level of analyte present in the spiked samples, the concentration of Sodium in the MS/MSD was above the instrument calibration range. The data have been reported and qualified.

No additional analytical or quality issues were noted, other than those described above or in the Definitions/ Glossary page.

General Chemistry
No additional analytical or quality issues were noted, other than those described above or in the Definitions/ Glossary page.

Detection Summary

Client: Southern Company
Project/Site: CCR - Plant Scherer Ash Pond

Job ID: 705-58015-1

Client Sample ID: SCH-SGWC-15 — Lab Sample ID: 705-58015-1

Analyte	Result	Qualifier	RL	MDL	Unit	Dil Fac	D	Method	Prep Type
Chloride	15		1.0	0.98	mg/L	1		300.0	Total/NA
Fluoride	0.30		0.20	0.081	mg/L	1		300.0	Total/NA
Sulfate	230		10	7.7	mg/L	10		300.0	Total/NA
Boron	1.4		0.080	0.026	mg/L	1		6010D	Total/NA
Calcium	16		0.10	0.038	mg/L	1		6010D	Total/NA
Lithium	0.0039	J ^+	0.020	0.0037	mg/L	1		6010D	Total/NA
Barium	0.026		0.010	0.00041	mg/L	1		6020B	Total Recoverable
Beryllium	0.00051	J	0.0010	0.00015	mg/L	1		6020B	Total Recoverable
Cadmium	0.00064	J	0.00070	0.00024	mg/L	1		6020B	Total Recoverable
Chromium	0.032		0.0050	0.0037	mg/L	1		6020B	Total Recoverable
Cobalt	0.26		0.0050	0.00041	mg/L	1		6020B	Total Recoverable
Iron	0.052	J	0.10	0.018	mg/L	1		6020B	Total Recoverable
Magnesium	16		0.10	0.016	mg/L	1		6020B	Total Recoverable
Potassium	4.7		0.10	0.044	mg/L	1		6020B	Total Recoverable
Selenium	0.0066		0.0050	0.0023	mg/L	1		6020B	Total Recoverable
Sodium	59		5.0	2.5	mg/L	10		6020B	Total Recoverable
Total Dissolved Solids	320		10	10	mg/L	1		2540C - 2015	Total/NA

Client Sample ID: SCH-SGWC-20 — Lab Sample ID: 705-58015-2

Analyte	Result	Qualifier	RL	MDL	Unit	Dil Fac	D	Method	Prep Type
Chloride	8.2		1.0	0.98	mg/L	1		300.0	Total/NA
Fluoride	0.47		0.20	0.081	mg/L	1		300.0	Total/NA
Sulfate	310		10	7.7	mg/L	10		300.0	Total/NA
Boron	1.7		0.080	0.026	mg/L	1		6010D	Total/NA
Calcium	19		0.10	0.038	mg/L	1		6010D	Total/NA
Lithium	0.0053	J ^+	0.020	0.0037	mg/L	1		6010D	Total/NA
Barium	0.019		0.010	0.00041	mg/L	1		6020B	Total Recoverable
Beryllium	0.00096	J	0.0010	0.00015	mg/L	1		6020B	Total Recoverable
Cobalt	0.15		0.0050	0.00041	mg/L	1		6020B	Total Recoverable
Iron	0.046	J	0.10	0.018	mg/L	1		6020B	Total Recoverable
Magnesium	23		0.10	0.016	mg/L	1		6020B	Total Recoverable
Potassium	2.6		0.10	0.044	mg/L	1		6020B	Total Recoverable
Selenium	0.0035	J	0.0050	0.0023	mg/L	1		6020B	Total Recoverable
Sodium	64		5.0	2.5	mg/L	10		6020B	Total Recoverable
Mercury	0.00017	J	0.00020	0.00017	mg/L	1		7470A	Total/NA
Total Dissolved Solids	400		10	10	mg/L	1		2540C - 2015	Total/NA

This Detection Summary does not include radiochemical test results.

Client Sample Results

Client: Southern Company
Project/Site: CCR - Plant Scherer Ash Pond

Job ID: 705-58015-1

Client Sample ID: SCH-SGWC-15

Lab Sample ID: 705-58015-1
Date Collected: 02/17/26 15:48
Matrix: Water
Date Received: 02/18/26 09:49

Method: EPA 300.0 - Anions, Ion Chromatography

Analyte	Result	Qualifier	RL	MDL	Unit	D	Prepared	Analyzed	Dil Fac
Chloride	15		1.0	0.98	mg/L			02/20/26 16:21	1
Fluoride	0.30		0.20	0.081	mg/L			02/20/26 16:21	1
Sulfate	230		10	7.7	mg/L			02/20/26 17:40	10

Method: SW846 6010D - Metals (ICP)

Analyte	Result	Qualifier	RL	MDL	Unit	D	Prepared	Analyzed	Dil Fac
Boron	1.4		0.080	0.026	mg/L		02/19/26 12:40	02/22/26 16:02	1
Calcium	16		0.10	0.038	mg/L		02/19/26 12:40	02/22/26 16:02	1
Lithium	0.0039	J ^+	0.020	0.0037	mg/L		02/19/26 12:40	02/22/26 16:02	1

Method: SW846 6020B - Metals (ICP/MS) - Total Recoverable

Analyte	Result	Qualifier	RL	MDL	Unit	D	Prepared	Analyzed	Dil Fac
Antimony	<0.0025		0.0050	0.0025	mg/L		02/19/26 09:36	02/20/26 22:54	1
Arsenic	<0.0013		0.0050	0.0013	mg/L		02/19/26 09:36	02/20/26 22:54	1
Barium	0.026		0.010	0.00041	mg/L		02/19/26 09:36	02/20/26 22:54	1
Beryllium	0.00051	J	0.0010	0.00015	mg/L		02/19/26 09:36	02/20/26 22:54	1
Cadmium	0.00064	J	0.00070	0.00024	mg/L		02/19/26 09:36	02/20/26 22:54	1
Chromium	0.032		0.0050	0.0037	mg/L		02/19/26 09:36	02/20/26 22:54	1
Cobalt	0.26		0.0050	0.00041	mg/L		02/19/26 09:36	02/20/26 22:54	1
Iron	0.052	J	0.10	0.018	mg/L		02/19/26 09:36	02/20/26 22:54	1
Lead	<0.00086		0.0010	0.00086	mg/L		02/19/26 09:36	02/20/26 22:54	1
Magnesium	16		0.10	0.016	mg/L		02/19/26 09:36	02/20/26 22:54	1
Molybdenum	<0.00069		0.0050	0.00069	mg/L		02/19/26 09:36	02/20/26 22:54	1
Potassium	4.7		0.10	0.044	mg/L		02/19/26 09:36	02/20/26 22:54	1
Selenium	0.0066		0.0050	0.0023	mg/L		02/19/26 09:36	02/20/26 22:54	1
Sodium	59		5.0	2.5	mg/L		02/19/26 09:36	02/21/26 13:50	10
Thallium	<0.00019		0.0010	0.00019	mg/L		02/19/26 09:36	02/20/26 22:54	1

Method: SW846 7470A - Mercury (CVAA)

Analyte	Result	Qualifier	RL	MDL	Unit	D	Prepared	Analyzed	Dil Fac
Mercury	<0.00017		0.00020	0.00017	mg/L		03/05/26 09:52	03/05/26 15:20	1

General Chemistry

Analyte	Result	Qualifier	RL	MDL	Unit	D	Prepared	Analyzed	Dil Fac
Total Alkalinity as CaCO3 (SM 2320B-2011)	<3.0		3.0	3.0	mg/L			02/26/26 09:28	1
Bicarbonate Alkalinity as CaCO3 (SM 2320B-2011)	<3.0		3.0	3.0	mg/L			02/26/26 09:28	1
Carbonate Alkalinity as CaCO3 (SM 2320B-2011)	<3.0		3.0	3.0	mg/L			02/26/26 09:28	1
Total Dissolved Solids (SM 2540C - 2015)	320		10	10	mg/L			02/20/26 16:15	1

Client Sample ID: SCH-SGWC-20

Lab Sample ID: 705-58015-2
Date Collected: 02/17/26 15:25
Matrix: Water
Date Received: 02/18/26 09:49

Method: EPA 300.0 - Anions, Ion Chromatography

Analyte	Result	Qualifier	RL	MDL	Unit	D	Prepared	Analyzed	Dil Fac
Chloride	8.2		1.0	0.98	mg/L			02/20/26 16:32	1
Fluoride	0.47		0.20	0.081	mg/L			02/20/26 16:32	1
Sulfate	310		10	7.7	mg/L			02/20/26 17:52	10

Client Sample Results

Client: Southern Company
Project/Site: CCR - Plant Scherer Ash Pond

Job ID: 705-58015-1

Client Sample ID: SCH-SGWC-20

Lab Sample ID: 705-58015-2

Date Collected: 02/17/26 15:25
Date Received: 02/18/26 09:49

Matrix: Water

Method: SW846 6010D - Metals (ICP)

Analyte	Result	Qualifier	RL	MDL	Unit	D	Prepared	Analyzed	Dil Fac
Boron	**1.7**		0.080	0.026	mg/L		02/19/26 12:40	02/22/26 16:05	1
Calcium	**19**		0.10	0.038	mg/L		02/19/26 12:40	02/22/26 16:05	1
Lithium	**0.0053**	**J ^+**	0.020	0.0037	mg/L		02/19/26 12:40	02/22/26 16:05	1

Method: SW846 6020B - Metals (ICP/MS) - Total Recoverable

Analyte	Result	Qualifier	RL	MDL	Unit	D	Prepared	Analyzed	Dil Fac
Antimony	<0.0025		0.0050	0.0025	mg/L		02/19/26 09:36	02/20/26 23:05	1
Arsenic	<0.0013		0.0050	0.0013	mg/L		02/19/26 09:36	02/20/26 23:05	1
Barium	**0.019**		0.010	0.00041	mg/L		02/19/26 09:36	02/20/26 23:05	1
Beryllium	**0.00096**	**J**	0.0010	0.00015	mg/L		02/19/26 09:36	02/20/26 23:05	1
Cadmium	<0.00024		0.00070	0.00024	mg/L		02/19/26 09:36	02/20/26 23:05	1
Chromium	<0.0037		0.0050	0.0037	mg/L		02/19/26 09:36	02/20/26 23:05	1
Cobalt	**0.15**		0.0050	0.00041	mg/L		02/19/26 09:36	02/20/26 23:05	1
Iron	**0.046**	**J**	0.10	0.018	mg/L		02/19/26 09:36	02/20/26 23:05	1
Lead	<0.00086		0.0010	0.00086	mg/L		02/19/26 09:36	02/20/26 23:05	1
Magnesium	**23**		0.10	0.016	mg/L		02/19/26 09:36	02/20/26 23:05	1
Molybdenum	<0.00069		0.0050	0.00069	mg/L		02/19/26 09:36	02/20/26 23:05	1
Potassium	**2.6**		0.10	0.044	mg/L		02/19/26 09:36	02/20/26 23:05	1
Selenium	**0.0035**	**J**	0.0050	0.0023	mg/L		02/19/26 09:36	02/20/26 23:05	1
Sodium	**64**		5.0	2.5	mg/L		02/19/26 09:36	02/21/26 13:53	10
Thallium	<0.00019		0.0010	0.00019	mg/L		02/19/26 09:36	02/20/26 23:05	1

Method: SW846 7470A - Mercury (CVAA)

Analyte	Result	Qualifier	RL	MDL	Unit	D	Prepared	Analyzed	Dil Fac
Mercury	**0.00017**	**J**	0.00020	0.00017	mg/L		03/05/26 09:52	03/05/26 15:33	1

General Chemistry

Analyte	Result	Qualifier	RL	MDL	Unit	D	Prepared	Analyzed	Dil Fac
Total Alkalinity as CaCO3 (SM 2320B-2011)	<3.0		3.0	3.0	mg/L			02/26/26 09:28	1
Bicarbonate Alkalinity as CaCO3 (SM 2320B-2011)	<3.0		3.0	3.0	mg/L			02/26/26 09:28	1
Carbonate Alkalinity as CaCO3 (SM 2320B-2011)	<3.0		3.0	3.0	mg/L			02/26/26 09:28	1
Total Dissolved Solids (SM 2540C - 2015)	**400**		10	10	mg/L			02/20/26 16:15	1

Method Summary

Client: Southern Company
Project/Site: CCR - Plant Scherer Ash Pond

Job ID: 705-58015-1

Method	Method Description	Protocol	Laboratory
300.0	Anions, Ion Chromatography	EPA	EET ATL
6010D	Metals (ICP)	SW846	EET ATL
6020B	Metals (ICP/MS)	SW846	EET ATL
7470A	Mercury (CVAA)	SW846	EET ATL
2320B-2011	Alkalinity, Total	SM	EET ATL
2540C - 2015	Total Dissolved Solids (Dried at 180 °C)	SM	EET ATL
3005A	Preparation, Total Recoverable or Dissolved Metals	SW846	EET ATL
3010A	Preparation, Total Metals	SW846	EET ATL
7470A	Preparation, Mercury	SW846	EET ATL

Protocol References:

EPA = US Environmental Protection Agency

SM = "Standard Methods For The Examination Of Water And Wastewater"

SW846 = "Test Methods For Evaluating Solid Waste, Physical/Chemical Methods", Third Edition, November 1986 And Its Updates.

Laboratory References:

EET ATL = Eurofins Atlanta, 3080 Presidential Dr, Atlanta, GA 30340, TEL (770)457-8177

Lab Chronicle

Client: Southern Company
Project/Site: CCR - Plant Scherer Ash Pond

Job ID: 705-58015-1

Client Sample ID: SCH-SGWC-15

Lab Sample ID: 705-58015-1

Date Collected: 02/17/26 15:48
Matrix: Water
Date Received: 02/18/26 09:49

Prep Type	Batch Type	Batch Method	Run	Dilution Factor	Batch Number	Analyst	Lab	Prepared or Analyzed
Total/NA	Analysis	300.0		1	115589	MS	EET ATL	02/20/26 16:21
Total/NA	Analysis	300.0		10	115589	MS	EET ATL	02/20/26 17:40
Total/NA	Prep	3010A			115328	SA	EET ATL	02/19/26 12:40
Total/NA	Analysis	6010D		1	115860	DS	EET ATL	02/22/26 16:02
Total Recoverable	Prep	3005A			115210	SA	EET ATL	02/19/26 09:36
Total Recoverable	Analysis	6020B		1	115752	TT	EET ATL	02/20/26 22:54
Total Recoverable	Prep	3005A			115210	SA	EET ATL	02/19/26 09:36
Total Recoverable	Analysis	6020B		10	115761	TT	EET ATL	02/21/26 13:50
Total/NA	Prep	7470A			118396	GR	EET ATL	03/05/26 09:52
Total/NA	Analysis	7470A		1	118460	GR	EET ATL	03/05/26 15:20
Total/NA	Analysis	2320B-2011		1	116793	AH	EET ATL	02/26/26 09:28
Total/NA	Analysis	2540C - 2015		1	115682	NN	EET ATL	02/20/26 16:15

Client Sample ID: SCH-SGWC-20

Lab Sample ID: 705-58015-2

Date Collected: 02/17/26 15:25
Matrix: Water
Date Received: 02/18/26 09:49

Prep Type	Batch Type	Batch Method	Run	Dilution Factor	Batch Number	Analyst	Lab	Prepared or Analyzed
Total/NA	Analysis	300.0		1	115589	MS	EET ATL	02/20/26 16:32
Total/NA	Analysis	300.0		10	115589	MS	EET ATL	02/20/26 17:52
Total/NA	Prep	3010A			115328	SA	EET ATL	02/19/26 12:40
Total/NA	Analysis	6010D		1	115860	DS	EET ATL	02/22/26 16:05
Total Recoverable	Prep	3005A			115210	SA	EET ATL	02/19/26 09:36
Total Recoverable	Analysis	6020B		1	115752	TT	EET ATL	02/20/26 23:05
Total Recoverable	Prep	3005A			115210	SA	EET ATL	02/19/26 09:36
Total Recoverable	Analysis	6020B		10	115761	TT	EET ATL	02/21/26 13:53
Total/NA	Prep	7470A			118396	GR	EET ATL	03/05/26 09:52
Total/NA	Analysis	7470A		1	118460	GR	EET ATL	03/05/26 15:33
Total/NA	Analysis	2320B-2011		1	116793	AH	EET ATL	02/26/26 09:28
Total/NA	Analysis	2540C - 2015		1	115682	NN	EET ATL	02/20/26 16:15

Laboratory References:

EET ATL = Eurofins Atlanta, 3080 Presidential Dr, Atlanta, GA 30340, TEL (770)457-8177

QC Sample Results

Client: Southern Company
Project/Site: CCR - Plant Scherer Ash Pond

Job ID: 705-58015-1

Method: 300.0 - Anions, Ion Chromatography

Lab Sample ID: MB 705-115589/3
Matrix: Water
Analysis Batch: 115589

Client Sample ID: Method Blank
Prep Type: Total/NA

Analyte	MB Result	MB Qualifier	RL	MDL	Unit	D	Prepared	Analyzed	Dil Fac
Chloride	<0.98		1.0	0.98	mg/L			02/20/26 11:14	1
Fluoride	<0.081		0.20	0.081	mg/L			02/20/26 11:14	1
Sulfate	<0.77		1.0	0.77	mg/L			02/20/26 11:14	1

Lab Sample ID: LCS 705-115589/4
Matrix: Water
Analysis Batch: 115589

Client Sample ID: Lab Control Sample
Prep Type: Total/NA

Analyte	Spike Added	LCS Result	LCS Qualifier	Unit	D	%Rec	%Rec Limits
Chloride	10.0	9.28		mg/L		93	90 - 110
Fluoride	5.00	4.79		mg/L		96	90 - 110
Sulfate	25.0	24.1		mg/L		97	90 - 110

Lab Sample ID: 705-57798-F-28 MS
Matrix: Water
Analysis Batch: 115589

Client Sample ID: Matrix Spike
Prep Type: Total/NA

Analyte	Sample Result	Sample Qualifier	Spike Added	MS Result	MS Qualifier	Unit	D	%Rec	%Rec Limits
Chloride	3.3	F1	10.0	12.1	F1	mg/L		87	90 - 110
Fluoride	0.14	J F1	5.00	4.60	F1	mg/L		89	90 - 110
Sulfate	1.6		25.0	24.1		mg/L		90	90 - 110

Lab Sample ID: 705-57798-F-28 MSD
Matrix: Water
Analysis Batch: 115589

Client Sample ID: Matrix Spike Duplicate
Prep Type: Total/NA

Analyte	Sample Result	Sample Qualifier	Spike Added	MSD Result	MSD Qualifier	Unit	D	%Rec	%Rec Limits	RPD	RPD Limit
Chloride	3.3	F1	10.0	12.1	F1	mg/L		87	90 - 110	0	20
Fluoride	0.14	J F1	5.00	4.97		mg/L		97	90 - 110	8	20
Sulfate	1.6		25.0	24.5		mg/L		91	90 - 110	2	20

Method: 6010D - Metals (ICP)

Lab Sample ID: MB 705-115328/1-A
Matrix: Water
Analysis Batch: 115860

Client Sample ID: Method Blank
Prep Type: Total/NA
Prep Batch: 115328

Analyte	MB Result	MB Qualifier	RL	MDL	Unit	D	Prepared	Analyzed	Dil Fac
Boron	<0.026		0.080	0.026	mg/L		02/19/26 12:40	02/22/26 15:19	1
Calcium	<0.038		0.10	0.038	mg/L		02/19/26 12:40	02/22/26 15:19	1
Lithium	<0.0037	^+	0.020	0.0037	mg/L		02/19/26 12:40	02/22/26 15:19	1

Lab Sample ID: LCS 705-115328/2-A
Matrix: Water
Analysis Batch: 115860

Client Sample ID: Lab Control Sample
Prep Type: Total/NA
Prep Batch: 115328

Analyte	Spike Added	LCS Result	LCS Qualifier	Unit	D	%Rec	%Rec Limits
Boron	1.00	0.976		mg/L		98	80 - 120
Calcium	10.0	9.56		mg/L		96	80 - 120
Lithium	1.00	1.02	^+	mg/L		102	80 - 120

QC Sample Results

Client: Southern Company
Project/Site: CCR - Plant Scherer Ash Pond

Job ID: 705-58015-1

Method: 6010D - Metals (ICP)

Lab Sample ID: 705-57849-A-18-B MS
Matrix: Water
Analysis Batch: 115860

Client Sample ID: Matrix Spike
Prep Type: Total/NA
Prep Batch: 115328

Analyte	Sample Result	Sample Qualifier	Spike Added	MS Result	MS Qualifier	Unit	D	%Rec	%Rec Limits
Boron	<0.026		1.00	1.00		mg/L		100	75 - 125
Calcium	61		10.0	69.8	4	mg/L		86	75 - 125
Lithium	<0.0037	^+	1.00	1.12	^+	mg/L		112	75 - 125

Lab Sample ID: 705-57849-A-18-C MSD
Matrix: Water
Analysis Batch: 115860

Client Sample ID: Matrix Spike Duplicate
Prep Type: Total/NA
Prep Batch: 115328

Analyte	Sample Result	Sample Qualifier	Spike Added	MSD Result	MSD Qualifier	Unit	D	%Rec	%Rec Limits	RPD	RPD Limit
Boron	<0.026		1.00	1.00		mg/L		100	75 - 125	0	20
Calcium	61		10.0	69.8	4	mg/L		86	75 - 125	0	20
Lithium	<0.0037	^+	1.00	1.13	^+	mg/L		113	75 - 125	1	20

Method: 6020B - Metals (ICP/MS)

Lab Sample ID: MB 705-115210/1-A
Matrix: Water
Analysis Batch: 115752

Client Sample ID: Method Blank
Prep Type: Total Recoverable
Prep Batch: 115210

Analyte	MB Result	MB Qualifier	RL	MDL	Unit	D	Prepared	Analyzed	Dil Fac
Antimony	<0.0025		0.0050	0.0025	mg/L		02/19/26 09:36	02/20/26 22:49	1
Arsenic	<0.0013		0.0050	0.0013	mg/L		02/19/26 09:36	02/20/26 22:49	1
Barium	<0.00041		0.010	0.00041	mg/L		02/19/26 09:36	02/20/26 22:49	1
Beryllium	<0.00015		0.0010	0.00015	mg/L		02/19/26 09:36	02/20/26 22:49	1
Cadmium	<0.00024		0.00070	0.00024	mg/L		02/19/26 09:36	02/20/26 22:49	1
Chromium	<0.0037		0.0050	0.0037	mg/L		02/19/26 09:36	02/20/26 22:49	1
Cobalt	<0.00041		0.0050	0.00041	mg/L		02/19/26 09:36	02/20/26 22:49	1
Iron	<0.018		0.10	0.018	mg/L		02/19/26 09:36	02/20/26 22:49	1
Lead	<0.00086		0.0010	0.00086	mg/L		02/19/26 09:36	02/20/26 22:49	1
Magnesium	<0.016		0.10	0.016	mg/L		02/19/26 09:36	02/20/26 22:49	1
Molybdenum	<0.00069		0.0050	0.00069	mg/L		02/19/26 09:36	02/20/26 22:49	1
Potassium	<0.044		0.10	0.044	mg/L		02/19/26 09:36	02/20/26 22:49	1
Selenium	<0.0023		0.0050	0.0023	mg/L		02/19/26 09:36	02/20/26 22:49	1
Sodium	<0.25	^+	0.50	0.25	mg/L		02/19/26 09:36	02/20/26 22:49	1
Thallium	<0.00019		0.0010	0.00019	mg/L		02/19/26 09:36	02/20/26 22:49	1

Lab Sample ID: LCS 705-115210/2-A
Matrix: Water
Analysis Batch: 115752

Client Sample ID: Lab Control Sample
Prep Type: Total Recoverable
Prep Batch: 115210

Analyte	Spike Added	LCS Result	LCS Qualifier	Unit	D	%Rec	%Rec Limits
Antimony	0.100	0.0963		mg/L		96	80 - 120
Arsenic	0.100	0.0998		mg/L		100	80 - 120
Barium	0.100	0.0995		mg/L		100	80 - 120
Beryllium	0.100	0.0886		mg/L		89	80 - 120
Cadmium	0.100	0.0960		mg/L		96	80 - 120
Chromium	0.100	0.0979		mg/L		98	80 - 120
Cobalt	0.100	0.0983		mg/L		98	80 - 120
Iron	1.00	0.955		mg/L		96	80 - 120

Method: 6020B - Metals (ICP/MS) (Continued)

Lab Sample ID: LCS 705-115210/2-A
Matrix: Water
Analysis Batch: 115752

Client Sample ID: Lab Control Sample
Prep Type: Total Recoverable
Prep Batch: 115210

Analyte	Spike Added	LCS Result	LCS Qualifier	Unit	D	%Rec	%Rec Limits
Lead	0.100	0.101		mg/L		101	80 - 120
Magnesium	1.00	0.978		mg/L		98	80 - 120
Molybdenum	0.100	0.104		mg/L		104	80 - 120
Potassium	1.00	0.954		mg/L		95	80 - 120
Selenium	0.100	0.0961		mg/L		96	80 - 120
Sodium	1.00	1.14	^+	mg/L		114	80 - 120
Thallium	0.100	0.0973		mg/L		97	80 - 120

Lab Sample ID: 705-58015-1 MS
Matrix: Water
Analysis Batch: 115752

Client Sample ID: SCH-SGWC-15
Prep Type: Total Recoverable
Prep Batch: 115210

Analyte	Sample Result	Sample Qualifier	Spike Added	MS Result	MS Qualifier	Unit	D	%Rec	%Rec Limits
Antimony	<0.0025		0.100	0.0924		mg/L		92	75 - 125
Arsenic	<0.0013		0.100	0.101		mg/L		101	75 - 125
Barium	0.026		0.100	0.117		mg/L		92	75 - 125
Beryllium	0.00051	J	0.100	0.0897		mg/L		89	75 - 125
Cadmium	0.00064	J	0.100	0.0935		mg/L		93	75 - 125
Chromium	0.032		0.100	0.128		mg/L		96	75 - 125
Cobalt	0.26		0.100	0.361		mg/L		99	75 - 125
Iron	0.052	J	1.00	0.974		mg/L		92	75 - 125
Lead	<0.00086		0.100	0.0954		mg/L		95	75 - 125
Magnesium	16		1.00	17.1	4	mg/L		151	75 - 125
Molybdenum	<0.00069		0.100	0.108		mg/L		108	75 - 125
Potassium	4.7		1.00	5.80	4	mg/L		110	75 - 125
Selenium	0.0066		0.100	0.106		mg/L		99	75 - 125
Sodium	53	E ^+	1.00	55.9	E 4 ^+	mg/L		326	75 - 125
Thallium	<0.00019		0.100	0.0921		mg/L		92	75 - 125

Lab Sample ID: 705-58015-1 MSD
Matrix: Water
Analysis Batch: 115752

Client Sample ID: SCH-SGWC-15
Prep Type: Total Recoverable
Prep Batch: 115210

Analyte	Sample Result	Sample Qualifier	Spike Added	MSD Result	MSD Qualifier	Unit	D	%Rec	%Rec Limits	RPD	RPD Limit
Antimony	<0.0025		0.100	0.0910		mg/L		91	75 - 125	2	20
Arsenic	<0.0013		0.100	0.0973		mg/L		97	75 - 125	4	20
Barium	0.026		0.100	0.116		mg/L		90	75 - 125	1	20
Beryllium	0.00051	J	0.100	0.0936		mg/L		93	75 - 125	4	20
Cadmium	0.00064	J	0.100	0.0932		mg/L		93	75 - 125	0	20
Chromium	0.032		0.100	0.126		mg/L		94	75 - 125	2	20
Cobalt	0.26		0.100	0.354		mg/L		92	75 - 125	2	20
Iron	0.052	J	1.00	0.947		mg/L		89	75 - 125	3	20
Lead	<0.00086		0.100	0.0937		mg/L		94	75 - 125	2	20
Magnesium	16		1.00	16.5	4	mg/L		94	75 - 125	3	20
Molybdenum	<0.00069		0.100	0.105		mg/L		105	75 - 125	3	20
Potassium	4.7		1.00	5.61	4	mg/L		91	75 - 125	3	20
Selenium	0.0066		0.100	0.0991		mg/L		92	75 - 125	7	20
Sodium	53	E ^+	1.00	54.1	E 4 ^+	mg/L		151	75 - 125	3	20
Thallium	<0.00019		0.100	0.0904		mg/L		90	75 - 125	2	20

QC Sample Results

Client: Southern Company
Project/Site: CCR - Plant Scherer Ash Pond

Job ID: 705-58015-1

Method: 7470A - Mercury (CVAA)

Lab Sample ID: MB 705-118396/1-A — **Client Sample ID: Method Blank**
Matrix: Water — **Prep Type: Total/NA**
Analysis Batch: 118460 — **Prep Batch: 118396**

Analyte	MB Result	MB Qualifier	RL	MDL	Unit	D	Prepared	Analyzed	Dil Fac
Mercury	<0.00017		0.00020	0.00017	mg/L		03/05/26 09:52	03/05/26 15:12	1

Lab Sample ID: LCS 705-118396/2-A — **Client Sample ID: Lab Control Sample**
Matrix: Water — **Prep Type: Total/NA**
Analysis Batch: 118460 — **Prep Batch: 118396**

Analyte	Spike Added	LCS Result	LCS Qualifier	Unit	D	%Rec	%Rec Limits
Mercury	0.00400	0.00420		mg/L		105	80 - 120

Lab Sample ID: 705-58015-1 MS — **Client Sample ID: SCH-SGWC-15**
Matrix: Water — **Prep Type: Total/NA**
Analysis Batch: 118460 — **Prep Batch: 118396**

Analyte	Sample Result	Sample Qualifier	Spike Added	MS Result	MS Qualifier	Unit	D	%Rec	%Rec Limits
Mercury	<0.00017		0.00400	0.00447		mg/L		112	75 - 125

Lab Sample ID: 705-58015-1 MSD — **Client Sample ID: SCH-SGWC-15**
Matrix: Water — **Prep Type: Total/NA**
Analysis Batch: 118460 — **Prep Batch: 118396**

Analyte	Sample Result	Sample Qualifier	Spike Added	MSD Result	MSD Qualifier	Unit	D	%Rec	%Rec Limits	RPD	RPD Limit
Mercury	<0.00017		0.00400	0.00448		mg/L		112	75 - 125	0	20

Method: 2320B-2011 - Alkalinity, Total

Lab Sample ID: LCS 705-116693/1 — **Client Sample ID: Lab Control Sample**
Matrix: Water — **Prep Type: Total/NA**
Analysis Batch: 116693

Analyte	Spike Added	LCS Result	LCS Qualifier	Unit	D	%Rec	%Rec Limits
Total Alkalinity as CaCO3	125	137		mg/L		110	90 - 110

Lab Sample ID: 785-6720-B-1 DU — **Client Sample ID: Duplicate**
Matrix: Water — **Prep Type: Total/NA**
Analysis Batch: 116693

Analyte	Sample Result	Sample Qualifier	DU Result	DU Qualifier	Unit	D	RPD	RPD Limit
Total Alkalinity as CaCO3	210		206		mg/L		3	30
Bicarbonate Alkalinity as CaCO3	210		206		mg/L		3	30
Carbonate Alkalinity as CaCO3	<3.0		<3.0		mg/L		NC	30

Method: 2540C - 2015 - Total Dissolved Solids (Dried at 180 °C)

Lab Sample ID: MB 705-115682/1 — **Client Sample ID: Method Blank**
Matrix: Water — **Prep Type: Total/NA**
Analysis Batch: 115682

Analyte	MB Result	MB Qualifier	RL	MDL	Unit	D	Prepared	Analyzed	Dil Fac
Total Dissolved Solids	<10		10	10	mg/L			02/20/26 16:15	1

Method: 2540C - 2015 - Total Dissolved Solids (Dried at 180 °C) (Continued)

Lab Sample ID: LCS 705-115682/2
Matrix: Water
Analysis Batch: 115682

Client Sample ID: Lab Control Sample
Prep Type: Total/NA

Analyte			Spike Added	LCS Result	LCS Qualifier	Unit	D	%Rec	%Rec Limits		
Total Dissolved Solids			996	948		mg/L		95	80 - 120		

Lab Sample ID: 705-58204-B-9 DU
Matrix: Water
Analysis Batch: 115682

Client Sample ID: Duplicate
Prep Type: Total/NA

Analyte	Sample Result	Sample Qualifier		DU Result	DU Qualifier	Unit	D			RPD	RPD Limit
Total Dissolved Solids	680			695		mg/L				2	10

Accreditation/Certification Summary

Client: Southern Company
Project/Site: CCR - Plant Scherer Ash Pond

Job ID: 705-58015-1

Laboratory: Eurofins Atlanta

The accreditations/certifications listed below are applicable to this report.

Authority	Program	Identification Number	Expiration Date
Florida	NELAP	E87582	06-30-26
Georgia	State	E87582	06-30-26

eurofins | Environment Testing

ANALYTICAL REPORT

PREPARED FOR

Attn: Joju Abraham
Southern Company
241 Ralph McGill Blvd SE
B10185
Atlanta, Georgia (St) 30308

Generated 3/6/2026 6:08:42 PM

JOB DESCRIPTION

CCR - Plant Scherer Ash Pond

JOB NUMBER

705-58145-1

Eurofins Atlanta
3080 Presidential Dr
Atlanta GA 30340

See page two for job notes and contact information.

my EOL

Eurofins Atlanta

Job Notes

The test results in this report relate only to the samples as received by the laboratory and will meet all requirements of the methodology, with any exceptions noted. This report shall not be reproduced except in full, without the express written approval of the laboratory. All questions should be directed to the Eurofins Environment Testing Southeast, LLC Project Manager.

Authorization

Generated
3/6/2026 6:08:42 PM

Authorized for release by
David Fuller, Project Manager
David.Fuller@et.eurofinsus.com
(770)344-8986

Table of Contents

Cover Page 1
Table of Contents 3
Sample Summary 4
Chain of Custody 5
Receipt Checklists 6
Definitions/Glossary 7
Case Narrative 8
Detection Summary 9
Client Sample Results 13
Method Summary 22
Lab Chronicle 23
QC Sample Results 27
Certification Summary 34

Sample Summary

Client: Southern Company
Project/Site: CCR - Plant Scherer Ash Pond

Job ID: 705-58145-1

Lab Sample ID	Client Sample ID	Matrix	Collected	Received	Sample Origin
705-58145-1	SCH-SGWC-19	Water	02/18/26 09:13	02/19/26 09:53	Georgia (St)
705-58145-2	SCH-SGWC-16	Water	02/18/26 09:26	02/19/26 09:53	Georgia (St)
705-58145-3	SCH-AP1-FD-2	Water	02/18/26 00:00	02/19/26 09:53	Georgia (St)
705-58145-4	SCH-SGWC-11	Water	02/18/26 11:35	02/19/26 09:53	Georgia (St)
705-58145-5	SCH-SGWC-17	Water	02/18/26 11:27	02/19/26 09:53	Georgia (St)
705-58145-6	SCH-AP1-FB-2	Water	02/18/26 11:47	02/19/26 09:53	Georgia (St)
705-58145-7	SCH-SGWC-13	Water	02/18/26 14:16	02/19/26 09:53	Georgia (St)
705-58145-8	SCH-SGWC-21	Water	02/18/26 14:25	02/19/26 09:53	Georgia (St)
705-58145-9	SCH-SGWC-12	Water	02/18/26 13:40	02/19/26 09:53	Georgia (St)

Eurofins Atlanta
3080 Presidential Dr
Atlanta, GA 30340
Phone (770) 457-8177

Chain of Custody Record

eurofins | Environment Testing

Client Information	Sampler: Dana Bloomfield	Lab PM: David Fuller / Phone: 770-344-8986	Carrier Tracking No(s):	COC No:
Client Contact: Joju Abraham	Phone: 404-242-7557	E-Mail: David.Fuller@ET.EurofinsUS.com	State of Origin: GA	Page: Page 1 of 1
Company: Southern Company	PWSID:			Job #:
Address: 241 Ralph McGill Blvd SE B10185	Due Date Requested:			
City: Atlanta	TAT Requested (days): Standard			
State, Zip: GA, 30308	Compliance Project: ☒ Yes △ No			
Phone:	Lab Project #: 70504534 (DO NOT REMOVE)			
Email: JAbraham@southernco.com	Lab PO #: GPC82130-0003 / PO Line #1			
Project Name: CCR - Plant Scherer Ash Pond	Project #:			
Site:	SSOW#:			

Analysis Requested

Preservation Codes:
D - HNO3
N - None

705-58145 COC

Other:

Task_Code: SCH-CCR-ASSMT-2026S1

Special Instructions/Notes:

Sample Identification	Sample Date	Sample Time	Sample Type (C=Comp, G=grab)	Matrix (W=water, S=solid, O=waste/oil, BT=Tissue, A=Air)	Field Filtered Sample (Yes or No)	Perform MS/MSD (Yes or No)	300_ORGFM_28D - Chloride, Fluoride, Sulfate	2540C_Calcd - Total Dissolved Solids (TDS)	6010D- App III Metals + Lithium	6020B - App IV Metals + Mg, Na, K, Fe	2320B - Total Alkalinity	7470A - App IV Mercury	9315_Ra226 - Radium-226 (GFPC) - 21 day decay	9320_Ra228 - Radium-228 (GFPC) - 21 day decay	Ra226Ra228_GFPC - Combined Radium 226 and 228				Total Number of containers	
			Preservation Code:				N	N	D	D	N	D	D	D	D					
SCH-SGWC-19	2/18/26	09:13	G	WG			X	X	X	X	X	X	X	X	X				7	EXTRA RADS
SCH-SGWC-16	2/18/26	09:26	G	WG			X	X	X	X	X	X	X	X	X				5	
SCH-AP1-FD-2	2/18/26	-	G	WG			X	X	X	X	X	X	X	X	X				5	
SCH-SGWC-11	2/18/26	11:35	G	WG			X	X	X	X	X	X	X	X	X				5	
SCH-SGWC-17	2/18/26	11:27	G	WG			X	X	X	X	X	X	X	X	X				5	
SCH-AP1-FB-2	2/18/26	11:47	G	WQ			X	X	X	X	X	X	X	X	X				5	
SCH-SGWC-13	2/18/26	14:16	G	WG			X	X	X	X	X	X	X	X	X				5	
SCH-SGWC-21	2/18/26	14:25	G	WG			X	X	X	X	X	X	X	X	X				5	
SCH-SGWC-12	2/18/26	13:40	G	WG			X	X	X	X	X	X	X	X	X				5	

Possible Hazard Identification
☒ *Non-Hazard* ☐ *Flammable* ☐ *Skin Irritant* ☐ *Poison B* ☐ *Unknown* ☐ *Radiological*

Sample Disposal (A fee may be assessed if samples are retained longer than 1 month)
☐ *Return To Client* ☒ *Disposal By Lab* ☐ *Archive For* _____ *Months*

Deliverable Requested: I, II, III, IV, Other (specify)

Special Instructions/QC Requirements:

Empty Kit Relinquished by:	Date:	Time:	Method of Shipment:		
Relinquished by:	Date/Time: 2/19/26 820	Company: VSI	Received by:	Date/Time: 2.19.26 8:20	Company
Relinquished by:	Date/Time:	Company	Received by:	Date/Time: 2.19.26 0953	Company
Relinquished by:	Date/Time: 2/19/26 9:51	Company	Received by:	Date/Time:	Company

Custody Seals Intact: △ Yes △ No

Custody Seal No.:

Cooler Temperature(s) °C and Other Remarks: 2.1 30 2.4 2665

Ver: 01/16/2019 3/6/2026

Login Sample Receipt Checklist

Client: Southern Company

Job Number: 705-58145-1

Login Number: 58145
List Number: 1
Creator: Jeremiah, Mortley

List Source: Eurofins Atlanta

Question	Answer	Comment
The cooler's custody seal, if present, is intact.	True	
The cooler does not appear to have been compromised or tampered with.	True	
Samples were received on ice.	True	
Cooler Temperature is acceptable.	True	
Cooler Temperature is recorded.	True	
COC present.	True	
COC is filled out in ink and legible.	True	
COC is filled out with all pertinent information.	True	
Sample custody seals, if present, are intact.	True	
Sample collection date/times are provided.	True	
The samples do not appear to have been compromised or tampered with.	True	
Containers are not broken or leaking.	True	
There are no discrepancies between the containers received and the COC.	True	
Sample containers have legible labels.	True	
Appropriate sample containers were rec'd and sufficient volume for all analyses.	True	
Samples are received within Holding Time (excluding tests with immediate HTs).	True	
Containers requiring zero headspace have no headspace or bubble is <6mm (1/4").	True	
Is there sufficient air space in bottle for bacteriological analysis.	True	

This receipt checklist is generated for all samples received in this Login. It may not be applicable to all Jobs associated with this Login.

Definitions/Glossary

Client: Southern Company
Project/Site: CCR - Plant Scherer Ash Pond

Job ID: 705-58145-1

Qualifiers

HPLC/IC

Qualifier	Qualifier Description
4	MS, MSD: The analyte present in the original sample is greater than 4 times the matrix spike concentration; therefore, control limits are not applicable.
J	Result is less than the RL but greater than or equal to the MDL and the concentration is an approximate value.

Metals

Qualifier	Qualifier Description
^+	Continuing Calibration Verification (CCV) is outside acceptance limits, high biased.
4	MS, MSD: The analyte present in the original sample is greater than 4 times the matrix spike concentration; therefore, control limits are not applicable.
B	Compound was found in the blank and sample.
E	Result exceeded calibration range.
F1	MS and/or MSD recovery exceeds control limits.
J	Result is less than the RL but greater than or equal to the MDL and the concentration is an approximate value.

Glossary

Abbreviation	These commonly used abbreviations may or may not be present in this report.
☼	Listed under the "D" column to designate that the result is reported on a dry weight basis
%R	Percent Recovery
CFL	Contains Free Liquid
CFU	Colony Forming Unit
CNF	Contains No Free Liquid
DER	Duplicate Error Ratio (normalized absolute difference)
Dil Fac	Dilution Factor
DL	Detection Limit (DoD/DOE)
DL, RA, RE, IN	Indicates a Dilution, Re-analysis, Re-extraction, or additional Initial metals/anion analysis of the sample
DLC	Decision Level Concentration (Radiochemistry)
EDL	Estimated Detection Limit (Dioxin)
LOD	Limit of Detection (DoD/DOE)
LOQ	Limit of Quantitation (DoD/DOE)
MCL	EPA recommended "Maximum Contaminant Level"
MDA	Minimum Detectable Activity (Radiochemistry)
MDC	Minimum Detectable Concentration (Radiochemistry)
MDL	Method Detection Limit
ML	Minimum Level (Dioxin)
MPN	Most Probable Number
MQL	Method Quantitation Limit
NC	Not Calculated
ND	Not Detected at the reporting limit (or MDL or EDL if shown)
NEG	Negative / Absent
POS	Positive / Present
PQL	Practical Quantitation Limit
PRES	Presumptive
QC	Quality Control
RER	Relative Error Ratio (Radiochemistry)
RL	Reporting Limit or Requested Limit (Radiochemistry)
RPD	Relative Percent Difference, a measure of the relative difference between two points
TEF	Toxicity Equivalent Factor (Dioxin)
TEQ	Toxicity Equivalent Quotient (Dioxin)
TNTC	Too Numerous To Count

Job Narrative
705-58145-1

The analytical test results presented in this report meet all requirements of the associated regulatory program listed on the Accreditation/Certification Summary Page, unless otherwise noted. Data qualifiers and/or narrative comments are included to explain any exceptions, if applicable. Regulated compliance samples (e.g. SDWA, NPDES) must comply with associated agency requirements/permits.

- Matrix-specific batch QC (e.g., MS, MSD, SD) may not be reported when insufficient sample volume is available or when site-specific QC samples are not submitted. In such cases, a Laboratory Control Sample Duplicate (LCSD) may be analyzed to provide precision data for the batch.
- For samples analyzed using surrogate and/or isotope dilution analytes, any recoveries falling outside of established acceptance criteria are re-prepared and/or re-analyzed to confirm results, unless the deviation is due to sample dilution or otherwise explained in the case narrative.

Receipt
The samples were received on 2/19/2026 9:53 AM. Unless otherwise noted below, the samples arrived in good condition, and, where required, properly preserved and on ice. The temperatures of the 3 coolers at receipt time were 2.1°C, 2.4°C and 3.0°C.

HPLC/IC
No additional analytical or quality issues were noted, other than those described above or in the Definitions/ Glossary page.

Metals
Method 6020B - Total Recoverable: The method blank for preparation batch 705-116064 and analytical batch 705-116440 contained Thallium above the method detection limit. This target analyte concentration was less than the reporting limit (RL) in the method blank; therefore, re-extraction and/or re-analysis of samples was not performed.

Method 6020B - Total Recoverable: The matrix spike / matrix spike duplicate (MS/MSD) recoveries for preparation batch 705-116060 and analytical batch 705-116494 were outside control limits for one or more analytes. See QC Sample Results for detail. Sample matrix interference and/or non-homogeneity are suspected because the associated laboratory control sample (LCS) recovery is within acceptance limits.

Method 6020B - Total Recoverable: The native sample, matrix spike, and matrix spike duplicate (MS/MSD) associated with preparation batch 705-116060 and analytical batch 705-116494 were performed at the same dilution. Due to the additional level of analyte present in the spiked samples, the concentration of Sodium in the MS/MSD was above the instrument calibration range. The data have been reported and qualified.

Method 6020B - Total Recoverable: The matrix spike / matrix spike duplicate (MS/MSD) recoveries for preparation batch 705-116064 and analytical batch 705-116440 were outside control limits for one or more analytes. See QC Sample Results for detail. Sample matrix interference and/or non-homogeneity are suspected because the associated laboratory control sample (LCS) recovery is within acceptance limits.

Method 6020B - Total Recoverable: The continuing calibration verification (CCV) associated with batch 705-116494 recovered above the upper control limit for Arsenic. The samples associated with this CCV were non-detects for the affected analytes; therefore, the data have been reported. The associated samples are:SCH-SGWC-19 (705-58145-1), SCH-SGWC-16 (705-58145-2) and (CCV 705-116494/40).

No additional analytical or quality issues were noted, other than those described above or in the Definitions/ Glossary page.

General Chemistry
No additional analytical or quality issues were noted, other than those described above or in the Definitions/ Glossary page.

Detection Summary

Client: Southern Company
Project/Site: CCR - Plant Scherer Ash Pond

Job ID: 705-58145-1

Client Sample ID: SCH-SGWC-19 — Lab Sample ID: 705-58145-1

Analyte	Result	Qualifier	RL	MDL	Unit	Dil Fac	D	Method	Prep Type
Chloride	9.8		1.0	0.98	mg/L	1		300.0	Total/NA
Fluoride	0.29		0.20	0.081	mg/L	1		300.0	Total/NA
Sulfate	270		10	7.7	mg/L	10		300.0	Total/NA
Boron	2.0		0.080	0.026	mg/L	1		6010D	Total/NA
Calcium	38		0.10	0.038	mg/L	1		6010D	Total/NA
Lithium	0.018	J	0.020	0.0037	mg/L	1		6010D	Total/NA
Barium	0.021		0.010	0.00041	mg/L	1		6020B	Total Recoverable
Chromium	0.016		0.0050	0.0037	mg/L	1		6020B	Total Recoverable
Magnesium	20		0.10	0.016	mg/L	1		6020B	Total Recoverable
Potassium	2.3		0.10	0.044	mg/L	1		6020B	Total Recoverable
Sodium	58		5.0	2.5	mg/L	10		6020B	Total Recoverable
Total Alkalinity as CaCO3	9.7		3.0	3.0	mg/L	1		2320B-2011	Total/NA
Bicarbonate Alkalinity as CaCO3	9.7		3.0	3.0	mg/L	1		2320B-2011	Total/NA
Total Dissolved Solids	450		10	10	mg/L	1		2540C - 2015	Total/NA

Client Sample ID: SCH-SGWC-16 — Lab Sample ID: 705-58145-2

Analyte	Result	Qualifier	RL	MDL	Unit	Dil Fac	D	Method	Prep Type
Chloride	10		1.0	0.98	mg/L	1		300.0	Total/NA
Fluoride	0.17	J	0.20	0.081	mg/L	1		300.0	Total/NA
Sulfate	96		10	7.7	mg/L	10		300.0	Total/NA
Boron	0.89		0.080	0.026	mg/L	1		6010D	Total/NA
Calcium	2.1		0.10	0.038	mg/L	1		6010D	Total/NA
Barium	0.067		0.010	0.00041	mg/L	1		6020B	Total Recoverable
Chromium	0.016		0.0050	0.0037	mg/L	1		6020B	Total Recoverable
Cobalt	0.011		0.0050	0.00041	mg/L	1		6020B	Total Recoverable
Magnesium	1.3		0.10	0.016	mg/L	1		6020B	Total Recoverable
Potassium	0.80		0.10	0.044	mg/L	1		6020B	Total Recoverable
Sodium	52		5.0	2.5	mg/L	10		6020B	Total Recoverable
Total Alkalinity as CaCO3	5.7		3.0	3.0	mg/L	1		2320B-2011	Total/NA
Bicarbonate Alkalinity as CaCO3	5.7		3.0	3.0	mg/L	1		2320B-2011	Total/NA
Total Dissolved Solids	190		10	10	mg/L	1		2540C - 2015	Total/NA

Client Sample ID: SCH-AP1-FD-2 — Lab Sample ID: 705-58145-3

Analyte	Result	Qualifier	RL	MDL	Unit	Dil Fac	D	Method	Prep Type
Chloride	10		1.0	0.98	mg/L	1		300.0	Total/NA
Fluoride	0.33		0.20	0.081	mg/L	1		300.0	Total/NA
Sulfate	92		10	7.7	mg/L	10		300.0	Total/NA
Boron	0.88		0.080	0.026	mg/L	1		6010D	Total/NA
Calcium	2.0		0.10	0.038	mg/L	1		6010D	Total/NA
Barium	0.061		0.010	0.00041	mg/L	1		6020B	Total Recoverable

This Detection Summary does not include radiochemical test results.

Detection Summary

Client: Southern Company
Project/Site: CCR - Plant Scherer Ash Pond

Job ID: 705-58145-1

Client Sample ID: SCH-AP1-FD-2 (Continued) — Lab Sample ID: 705-58145-3

Analyte	Result	Qualifier	RL	MDL	Unit	Dil Fac	D	Method	Prep Type
Chromium	0.015		0.0050	0.0037	mg/L	1		6020B	Total Recoverable
Cobalt	0.011		0.0050	0.00041	mg/L	1		6020B	Total Recoverable
Magnesium	1.4		0.10	0.016	mg/L	1		6020B	Total Recoverable
Potassium	0.83		0.10	0.044	mg/L	1		6020B	Total Recoverable
Sodium	49		0.50	0.25	mg/L	1		6020B	Total Recoverable
Thallium	0.00033	J B	0.0010	0.00019	mg/L	1		6020B	Total Recoverable
Total Alkalinity as CaCO3	5.4		3.0	3.0	mg/L	1		2320B-2011	Total/NA
Bicarbonate Alkalinity as CaCO3	5.4		3.0	3.0	mg/L	1		2320B-2011	Total/NA
Total Dissolved Solids	170		10	10	mg/L	1		2540C - 2015	Total/NA

Client Sample ID: SCH-SGWC-11 — Lab Sample ID: 705-58145-4

Analyte	Result	Qualifier	RL	MDL	Unit	Dil Fac	D	Method	Prep Type
Chloride	12		1.0	0.98	mg/L	1		300.0	Total/NA
Fluoride	0.31		0.20	0.081	mg/L	1		300.0	Total/NA
Sulfate	48		10	7.7	mg/L	10		300.0	Total/NA
Boron	0.98		0.080	0.026	mg/L	1		6010D	Total/NA
Calcium	4.5		0.10	0.038	mg/L	1		6010D	Total/NA
Barium	0.10		0.010	0.00041	mg/L	1		6020B	Total Recoverable
Cobalt	0.023		0.0050	0.00041	mg/L	1		6020B	Total Recoverable
Iron	1.5		0.10	0.018	mg/L	1		6020B	Total Recoverable
Magnesium	3.0		0.10	0.016	mg/L	1		6020B	Total Recoverable
Potassium	0.76		0.10	0.044	mg/L	1		6020B	Total Recoverable
Sodium	26		0.50	0.25	mg/L	1		6020B	Total Recoverable
Mercury	0.00029		0.00020	0.00017	mg/L	1		7470A	Total/NA
Total Alkalinity as CaCO3	13		3.0	3.0	mg/L	1		2320B-2011	Total/NA
Bicarbonate Alkalinity as CaCO3	13		3.0	3.0	mg/L	1		2320B-2011	Total/NA
Total Dissolved Solids	150		10	10	mg/L	1		2540C - 2015	Total/NA

Client Sample ID: SCH-SGWC-17 — Lab Sample ID: 705-58145-5

Analyte	Result	Qualifier	RL	MDL	Unit	Dil Fac	D	Method	Prep Type
Chloride	7.7		1.0	0.98	mg/L	1		300.0	Total/NA
Fluoride	0.20		0.20	0.081	mg/L	1		300.0	Total/NA
Sulfate	350		20	15	mg/L	20		300.0	Total/NA
Boron	0.47		0.080	0.026	mg/L	1		6010D	Total/NA
Calcium	77		0.10	0.038	mg/L	1		6010D	Total/NA
Barium	0.034		0.010	0.00041	mg/L	1		6020B	Total Recoverable
Chromium	0.0062		0.0050	0.0037	mg/L	1		6020B	Total Recoverable
Cobalt	0.00056	J	0.0050	0.00041	mg/L	1		6020B	Total Recoverable

This Detection Summary does not include radiochemical test results.

Eurofins Atlanta

Detection Summary

Client: Southern Company
Project/Site: CCR - Plant Scherer Ash Pond

Job ID: 705-58145-1

Client Sample ID: SCH-SGWC-17 (Continued) — Lab Sample ID: 705-58145-5

Analyte	Result	Qualifier	RL	MDL	Unit	Dil Fac	D	Method	Prep Type
Iron	0.25		0.10	0.018	mg/L	1		6020B	Total Recoverable
Lead	0.0011		0.0010	0.00086	mg/L	1		6020B	Total Recoverable
Magnesium	47		0.10	0.016	mg/L	1		6020B	Total Recoverable
Potassium	0.59		0.10	0.044	mg/L	1		6020B	Total Recoverable
Sodium	26		0.50	0.25	mg/L	1		6020B	Total Recoverable
Total Alkalinity as CaCO3	85		3.0	3.0	mg/L	1		2320B-2011	Total/NA
Bicarbonate Alkalinity as CaCO3	85		3.0	3.0	mg/L	1		2320B-2011	Total/NA
Total Dissolved Solids	610		10	10	mg/L	1		2540C - 2015	Total/NA

Client Sample ID: SCH-AP1-FB-2 — Lab Sample ID: 705-58145-6

Analyte	Result	Qualifier	RL	MDL	Unit	Dil Fac	D	Method	Prep Type
Fluoride	0.22		0.20	0.081	mg/L	1		300.0	Total/NA
Sulfate	0.89	J	1.0	0.77	mg/L	1		300.0	Total/NA
Thallium	0.00026	J B	0.0010	0.00019	mg/L	1		6020B	Total Recoverable

Client Sample ID: SCH-SGWC-13 — Lab Sample ID: 705-58145-7

Analyte	Result	Qualifier	RL	MDL	Unit	Dil Fac	D	Method	Prep Type
Chloride	17		1.0	0.98	mg/L	1		300.0	Total/NA
Fluoride	0.18	J	0.20	0.081	mg/L	1		300.0	Total/NA
Sulfate	170		10	7.7	mg/L	10		300.0	Total/NA
Boron	1.2		0.080	0.026	mg/L	1		6010D	Total/NA
Calcium	34		0.10	0.038	mg/L	1		6010D	Total/NA
Barium	0.041		0.010	0.00041	mg/L	1		6020B	Total Recoverable
Cobalt	0.0021	J	0.0050	0.00041	mg/L	1		6020B	Total Recoverable
Iron	0.19		0.10	0.018	mg/L	1		6020B	Total Recoverable
Magnesium	13		0.10	0.016	mg/L	1		6020B	Total Recoverable
Potassium	1.7		0.10	0.044	mg/L	1		6020B	Total Recoverable
Sodium	39		0.50	0.25	mg/L	1		6020B	Total Recoverable
Thallium	0.00030	J B	0.0010	0.00019	mg/L	1		6020B	Total Recoverable
Total Alkalinity as CaCO3	17		3.0	3.0	mg/L	1		2320B-2011	Total/NA
Bicarbonate Alkalinity as CaCO3	17		3.0	3.0	mg/L	1		2320B-2011	Total/NA
Total Dissolved Solids	350		10	10	mg/L	1		2540C - 2015	Total/NA

Client Sample ID: SCH-SGWC-21 — Lab Sample ID: 705-58145-8

Analyte	Result	Qualifier	RL	MDL	Unit	Dil Fac	D	Method	Prep Type
Chloride	5.0		1.0	0.98	mg/L	1		300.0	Total/NA
Fluoride	0.29		0.20	0.081	mg/L	1		300.0	Total/NA
Sulfate	100		10	7.7	mg/L	10		300.0	Total/NA
Boron	1.3		0.080	0.026	mg/L	1		6010D	Total/NA
Calcium	42		0.10	0.038	mg/L	1		6010D	Total/NA

This Detection Summary does not include radiochemical test results.

Detection Summary

Client: Southern Company
Project/Site: CCR - Plant Scherer Ash Pond

Job ID: 705-58145-1

Client Sample ID: SCH-SGWC-21 (Continued) — Lab Sample ID: 705-58145-8

Analyte	Result	Qualifier	RL	MDL	Unit	Dil Fac	D	Method	Prep Type
Barium	0.12		0.010	0.00041	mg/L	1		6020B	Total Recoverable
Iron	0.14		0.10	0.018	mg/L	1		6020B	Total Recoverable
Magnesium	17		0.10	0.016	mg/L	1		6020B	Total Recoverable
Potassium	1.7		0.10	0.044	mg/L	1		6020B	Total Recoverable
Sodium	67		2.5	1.2	mg/L	5		6020B	Total Recoverable
Total Alkalinity as CaCO3	210		3.0	3.0	mg/L	1		2320B-2011	Total/NA
Bicarbonate Alkalinity as CaCO3	210		3.0	3.0	mg/L	1		2320B-2011	Total/NA
Total Dissolved Solids	420		10	10	mg/L	1		2540C - 2015	Total/NA

Client Sample ID: SCH-SGWC-12 — Lab Sample ID: 705-58145-9

Analyte	Result	Qualifier	RL	MDL	Unit	Dil Fac	D	Method	Prep Type
Chloride	9.6		1.0	0.98	mg/L	1		300.0	Total/NA
Fluoride	0.20		0.20	0.081	mg/L	1		300.0	Total/NA
Sulfate	110		10	7.7	mg/L	10		300.0	Total/NA
Calcium	27		0.10	0.038	mg/L	1		6010D	Total/NA
Barium	0.088		0.010	0.00041	mg/L	1		6020B	Total Recoverable
Cobalt	0.0030	J	0.0050	0.00041	mg/L	1		6020B	Total Recoverable
Iron	1.4		0.10	0.018	mg/L	1		6020B	Total Recoverable
Magnesium	18		0.10	0.016	mg/L	1		6020B	Total Recoverable
Potassium	0.78		0.10	0.044	mg/L	1		6020B	Total Recoverable
Sodium	20		0.50	0.25	mg/L	1		6020B	Total Recoverable
Total Alkalinity as CaCO3	48		3.0	3.0	mg/L	1		2320B-2011	Total/NA
Bicarbonate Alkalinity as CaCO3	48		3.0	3.0	mg/L	1		2320B-2011	Total/NA
Total Dissolved Solids	300		10	10	mg/L	1		2540C - 2015	Total/NA

This Detection Summary does not include radiochemical test results.

Client Sample Results

Client: Southern Company
Project/Site: CCR - Plant Scherer Ash Pond

Job ID: 705-58145-1

Client Sample ID: SCH-SGWC-19

Lab Sample ID: 705-58145-1
Matrix: Water
Date Collected: 02/18/26 09:13
Date Received: 02/19/26 09:53

Method: EPA 300.0 - Anions, Ion Chromatography

Analyte	Result	Qualifier	RL	MDL	Unit	D	Prepared	Analyzed	Dil Fac
Chloride	**9.8**		1.0	0.98	mg/L			02/21/26 06:22	1
Fluoride	**0.29**		0.20	0.081	mg/L			02/21/26 06:22	1
Sulfate	**270**		10	7.7	mg/L			02/21/26 16:30	10

Method: SW846 6010D - Metals (ICP)

Analyte	Result	Qualifier	RL	MDL	Unit	D	Prepared	Analyzed	Dil Fac
Boron	**2.0**		0.080	0.026	mg/L		02/20/26 09:39	02/24/26 16:15	1
Calcium	**38**		0.10	0.038	mg/L		02/20/26 09:39	02/24/26 16:15	1
Lithium	**0.018**	**J**	0.020	0.0037	mg/L		02/20/26 09:39	02/24/26 16:15	1

Method: SW846 6020B - Metals (ICP/MS) - Total Recoverable

Analyte	Result	Qualifier	RL	MDL	Unit	D	Prepared	Analyzed	Dil Fac
Antimony	<0.0025		0.0050	0.0025	mg/L		02/24/26 07:22	02/25/26 00:42	1
Arsenic	<0.0013	^+	0.0050	0.0013	mg/L		02/24/26 07:22	02/25/26 00:42	1
Barium	**0.021**		0.010	0.00041	mg/L		02/24/26 07:22	02/25/26 00:42	1
Beryllium	<0.00015		0.0010	0.00015	mg/L		02/24/26 07:22	02/25/26 00:42	1
Cadmium	<0.00024		0.00070	0.00024	mg/L		02/24/26 07:22	02/25/26 00:42	1
Chromium	**0.016**		0.0050	0.0037	mg/L		02/24/26 07:22	02/25/26 00:42	1
Cobalt	<0.00041		0.0050	0.00041	mg/L		02/24/26 07:22	02/25/26 00:42	1
Iron	<0.018		0.10	0.018	mg/L		02/24/26 07:22	02/25/26 00:42	1
Lead	<0.00086		0.0010	0.00086	mg/L		02/24/26 07:22	02/25/26 00:42	1
Magnesium	**20**		0.10	0.016	mg/L		02/24/26 07:22	02/25/26 00:42	1
Molybdenum	<0.00069		0.0050	0.00069	mg/L		02/24/26 07:22	02/25/26 00:42	1
Potassium	**2.3**		0.10	0.044	mg/L		02/24/26 07:22	02/25/26 00:42	1
Selenium	<0.0023		0.0050	0.0023	mg/L		02/24/26 07:22	02/25/26 00:42	1
Sodium	**58**		5.0	2.5	mg/L		02/24/26 07:22	02/25/26 16:48	10
Thallium	<0.00019		0.0010	0.00019	mg/L		02/24/26 07:22	02/25/26 00:42	1

Method: SW846 7470A - Mercury (CVAA)

Analyte	Result	Qualifier	RL	MDL	Unit	D	Prepared	Analyzed	Dil Fac
Mercury	<0.00017		0.00020	0.00017	mg/L		03/02/26 09:18	03/02/26 15:40	1

General Chemistry

Analyte	Result	Qualifier	RL	MDL	Unit	D	Prepared	Analyzed	Dil Fac
Total Alkalinity as CaCO3 (SM 2320B-2011)	**9.7**		3.0	3.0	mg/L			03/04/26 11:25	1
Bicarbonate Alkalinity as CaCO3 (SM 2320B-2011)	**9.7**		3.0	3.0	mg/L			03/04/26 11:25	1
Carbonate Alkalinity as CaCO3 (SM 2320B-2011)	<3.0		3.0	3.0	mg/L			03/04/26 11:25	1
Total Dissolved Solids (SM 2540C - 2015)	**450**		10	10	mg/L			02/23/26 16:15	1

Client Sample ID: SCH-SGWC-16

Lab Sample ID: 705-58145-2
Matrix: Water
Date Collected: 02/18/26 09:26
Date Received: 02/19/26 09:53

Method: EPA 300.0 - Anions, Ion Chromatography

Analyte	Result	Qualifier	RL	MDL	Unit	D	Prepared	Analyzed	Dil Fac
Chloride	**10**		1.0	0.98	mg/L			02/21/26 06:33	1
Fluoride	**0.17**	**J**	0.20	0.081	mg/L			02/21/26 06:33	1
Sulfate	**96**		10	7.7	mg/L			02/21/26 16:41	10

Client Sample Results

Client: Southern Company
Project/Site: CCR - Plant Scherer Ash Pond

Job ID: 705-58145-1

Client Sample ID: SCH-SGWC-16

Lab Sample ID: 705-58145-2
Matrix: Water
Date Collected: 02/18/26 09:26
Date Received: 02/19/26 09:53

Method: SW846 6010D - Metals (ICP)

Analyte	Result	Qualifier	RL	MDL	Unit	D	Prepared	Analyzed	Dil Fac
Boron	**0.89**		0.080	0.026	mg/L		02/20/26 09:39	02/24/26 16:24	1
Calcium	**2.1**		0.10	0.038	mg/L		02/20/26 09:39	02/24/26 16:24	1
Lithium	<0.0037		0.020	0.0037	mg/L		02/20/26 09:39	02/24/26 16:24	1

Method: SW846 6020B - Metals (ICP/MS) - Total Recoverable

Analyte	Result	Qualifier	RL	MDL	Unit	D	Prepared	Analyzed	Dil Fac
Antimony	<0.0025		0.0050	0.0025	mg/L		02/24/26 07:22	02/25/26 00:44	1
Arsenic	<0.0013	^+	0.0050	0.0013	mg/L		02/24/26 07:22	02/25/26 00:44	1
Barium	**0.067**		0.010	0.00041	mg/L		02/24/26 07:22	02/25/26 00:44	1
Beryllium	<0.00015		0.0010	0.00015	mg/L		02/24/26 07:22	02/25/26 00:44	1
Cadmium	<0.00024		0.00070	0.00024	mg/L		02/24/26 07:22	02/25/26 00:44	1
Chromium	**0.016**		0.0050	0.0037	mg/L		02/24/26 07:22	02/25/26 00:44	1
Cobalt	**0.011**		0.0050	0.00041	mg/L		02/24/26 07:22	02/25/26 00:44	1
Iron	<0.018		0.10	0.018	mg/L		02/24/26 07:22	02/25/26 00:44	1
Lead	<0.00086		0.0010	0.00086	mg/L		02/24/26 07:22	02/25/26 00:44	1
Magnesium	**1.3**		0.10	0.016	mg/L		02/24/26 07:22	02/25/26 00:44	1
Molybdenum	<0.00069		0.0050	0.00069	mg/L		02/24/26 07:22	02/25/26 00:44	1
Potassium	**0.80**		0.10	0.044	mg/L		02/24/26 07:22	02/25/26 00:44	1
Selenium	<0.0023		0.0050	0.0023	mg/L		02/24/26 07:22	02/25/26 00:44	1
Sodium	**52**		5.0	2.5	mg/L		02/24/26 07:22	02/25/26 16:50	10
Thallium	<0.00019		0.0010	0.00019	mg/L		02/24/26 07:22	02/25/26 00:44	1

Method: SW846 7470A - Mercury (CVAA)

Analyte	Result	Qualifier	RL	MDL	Unit	D	Prepared	Analyzed	Dil Fac
Mercury	<0.00017		0.00020	0.00017	mg/L		03/02/26 09:18	03/02/26 15:44	1

General Chemistry

Analyte	Result	Qualifier	RL	MDL	Unit	D	Prepared	Analyzed	Dil Fac
Total Alkalinity as CaCO3 (SM 2320B-2011)	**5.7**		3.0	3.0	mg/L			03/04/26 11:25	1
Bicarbonate Alkalinity as CaCO3 (SM 2320B-2011)	**5.7**		3.0	3.0	mg/L			03/04/26 11:25	1
Carbonate Alkalinity as CaCO3 (SM 2320B-2011)	<3.0		3.0	3.0	mg/L			03/04/26 11:25	1
Total Dissolved Solids (SM 2540C - 2015)	**190**		10	10	mg/L			02/23/26 16:15	1

Client Sample ID: SCH-AP1-FD-2

Lab Sample ID: 705-58145-3
Matrix: Water
Date Collected: 02/18/26 00:00
Date Received: 02/19/26 09:53

Method: EPA 300.0 - Anions, Ion Chromatography

Analyte	Result	Qualifier	RL	MDL	Unit	D	Prepared	Analyzed	Dil Fac
Chloride	**10**		1.0	0.98	mg/L			02/21/26 06:44	1
Fluoride	**0.33**		0.20	0.081	mg/L			02/21/26 06:44	1
Sulfate	**92**		10	7.7	mg/L			02/21/26 16:52	10

Method: SW846 6010D - Metals (ICP)

Analyte	Result	Qualifier	RL	MDL	Unit	D	Prepared	Analyzed	Dil Fac
Boron	**0.88**		0.080	0.026	mg/L		02/20/26 09:39	02/24/26 16:27	1
Calcium	**2.0**		0.10	0.038	mg/L		02/20/26 09:39	02/24/26 16:27	1
Lithium	<0.0037		0.020	0.0037	mg/L		02/20/26 09:39	02/24/26 16:27	1

Client Sample Results

Client: Southern Company
Project/Site: CCR - Plant Scherer Ash Pond

Job ID: 705-58145-1

Client Sample ID: SCH-AP1-FD-2

Lab Sample ID: 705-58145-3
Matrix: Water
Date Collected: 02/18/26 00:00
Date Received: 02/19/26 09:53

Method: SW846 6020B - Metals (ICP/MS) - Total Recoverable

Analyte	Result	Qualifier	RL	MDL	Unit	D	Prepared	Analyzed	Dil Fac
Antimony	<0.0025		0.0050	0.0025	mg/L		02/24/26 07:51	02/24/26 22:15	1
Arsenic	<0.0013		0.0050	0.0013	mg/L		02/24/26 07:51	02/24/26 22:15	1
Barium	**0.061**		0.010	0.00041	mg/L		02/24/26 07:51	02/24/26 22:15	1
Beryllium	<0.00015		0.0010	0.00015	mg/L		02/24/26 07:51	02/24/26 22:15	1
Cadmium	<0.00024		0.00070	0.00024	mg/L		02/24/26 07:51	02/24/26 22:15	1
Chromium	**0.015**		0.0050	0.0037	mg/L		02/24/26 07:51	02/24/26 22:15	1
Cobalt	**0.011**		0.0050	0.00041	mg/L		02/24/26 07:51	02/24/26 22:15	1
Iron	<0.018		0.10	0.018	mg/L		02/24/26 07:51	02/24/26 22:15	1
Lead	<0.00086		0.0010	0.00086	mg/L		02/24/26 07:51	02/24/26 22:15	1
Magnesium	**1.4**		0.10	0.016	mg/L		02/24/26 07:51	02/24/26 22:15	1
Molybdenum	<0.00069		0.0050	0.00069	mg/L		02/24/26 07:51	02/24/26 22:15	1
Potassium	**0.83**		0.10	0.044	mg/L		02/24/26 07:51	02/24/26 22:15	1
Selenium	<0.0023		0.0050	0.0023	mg/L		02/24/26 07:51	02/24/26 22:15	1
Sodium	**49**		0.50	0.25	mg/L		02/24/26 07:51	02/24/26 22:15	1
Thallium	**0.00033**	**J B**	0.0010	0.00019	mg/L		02/24/26 07:51	02/24/26 22:15	1

Method: SW846 7470A - Mercury (CVAA)

Analyte	Result	Qualifier	RL	MDL	Unit	D	Prepared	Analyzed	Dil Fac
Mercury	<0.00017		0.00020	0.00017	mg/L		03/02/26 09:18	03/02/26 15:48	1

General Chemistry

Analyte	Result	Qualifier	RL	MDL	Unit	D	Prepared	Analyzed	Dil Fac
Total Alkalinity as CaCO3 (SM 2320B-2011)	**5.4**		3.0	3.0	mg/L			03/04/26 11:25	1
Bicarbonate Alkalinity as CaCO3 (SM 2320B-2011)	**5.4**		3.0	3.0	mg/L			03/04/26 11:25	1
Carbonate Alkalinity as CaCO3 (SM 2320B-2011)	<3.0		3.0	3.0	mg/L			03/04/26 11:25	1
Total Dissolved Solids (SM 2540C - 2015)	**170**		10	10	mg/L			02/23/26 16:15	1

Client Sample ID: SCH-SGWC-11

Lab Sample ID: 705-58145-4
Matrix: Water
Date Collected: 02/18/26 11:35
Date Received: 02/19/26 09:53

Method: EPA 300.0 - Anions, Ion Chromatography

Analyte	Result	Qualifier	RL	MDL	Unit	D	Prepared	Analyzed	Dil Fac
Chloride	**12**		1.0	0.98	mg/L			02/21/26 06:56	1
Fluoride	**0.31**		0.20	0.081	mg/L			02/21/26 06:56	1
Sulfate	**48**		10	7.7	mg/L			02/21/26 17:04	10

Method: SW846 6010D - Metals (ICP)

Analyte	Result	Qualifier	RL	MDL	Unit	D	Prepared	Analyzed	Dil Fac
Boron	**0.98**		0.080	0.026	mg/L		02/20/26 09:39	02/24/26 16:29	1
Calcium	**4.5**		0.10	0.038	mg/L		02/20/26 09:39	02/24/26 16:29	1
Lithium	<0.0037		0.020	0.0037	mg/L		02/20/26 09:39	02/24/26 16:29	1

Method: SW846 6020B - Metals (ICP/MS) - Total Recoverable

Analyte	Result	Qualifier	RL	MDL	Unit	D	Prepared	Analyzed	Dil Fac
Antimony	<0.0025		0.0050	0.0025	mg/L		02/24/26 07:51	02/24/26 22:20	1
Arsenic	<0.0013		0.0050	0.0013	mg/L		02/24/26 07:51	02/24/26 22:20	1
Barium	**0.10**		0.010	0.00041	mg/L		02/24/26 07:51	02/24/26 22:20	1

Client Sample Results

Client: Southern Company
Project/Site: CCR - Plant Scherer Ash Pond

Job ID: 705-58145-1

Client Sample ID: SCH-SGWC-11

Lab Sample ID: 705-58145-4
Matrix: Water
Date Collected: 02/18/26 11:35
Date Received: 02/19/26 09:53

Method: SW846 6020B - Metals (ICP/MS) - Total Recoverable (Continued)

Analyte	Result	Qualifier	RL	MDL	Unit	D	Prepared	Analyzed	Dil Fac
Beryllium	<0.00015		0.0010	0.00015	mg/L		02/24/26 07:51	02/24/26 22:20	1
Cadmium	<0.00024		0.00070	0.00024	mg/L		02/24/26 07:51	02/24/26 22:20	1
Chromium	<0.0037		0.0050	0.0037	mg/L		02/24/26 07:51	02/24/26 22:20	1
Cobalt	**0.023**		0.0050	0.00041	mg/L		02/24/26 07:51	02/24/26 22:20	1
Iron	**1.5**		0.10	0.018	mg/L		02/24/26 07:51	02/24/26 22:20	1
Lead	<0.00086		0.0010	0.00086	mg/L		02/24/26 07:51	02/24/26 22:20	1
Magnesium	**3.0**		0.10	0.016	mg/L		02/24/26 07:51	02/24/26 22:20	1
Molybdenum	<0.00069		0.0050	0.00069	mg/L		02/24/26 07:51	02/24/26 22:20	1
Potassium	**0.76**		0.10	0.044	mg/L		02/24/26 07:51	02/24/26 22:20	1
Selenium	<0.0023		0.0050	0.0023	mg/L		02/24/26 07:51	02/24/26 22:20	1
Sodium	**26**		0.50	0.25	mg/L		02/24/26 07:51	02/24/26 22:20	1
Thallium	<0.00019		0.0010	0.00019	mg/L		02/24/26 07:51	02/24/26 22:20	1

Method: SW846 7470A - Mercury (CVAA)

Analyte	Result	Qualifier	RL	MDL	Unit	D	Prepared	Analyzed	Dil Fac
Mercury	**0.00029**		0.00020	0.00017	mg/L		03/02/26 09:18	03/02/26 16:03	1

General Chemistry

Analyte	Result	Qualifier	RL	MDL	Unit	D	Prepared	Analyzed	Dil Fac
Total Alkalinity as CaCO3 (SM 2320B-2011)	**13**		3.0	3.0	mg/L			03/04/26 11:25	1
Bicarbonate Alkalinity as CaCO3 (SM 2320B-2011)	**13**		3.0	3.0	mg/L			03/04/26 11:25	1
Carbonate Alkalinity as CaCO3 (SM 2320B-2011)	<3.0		3.0	3.0	mg/L			03/04/26 11:25	1
Total Dissolved Solids (SM 2540C - 2015)	**150**		10	10	mg/L			02/23/26 16:15	1

Client Sample ID: SCH-SGWC-17

Lab Sample ID: 705-58145-5
Matrix: Water
Date Collected: 02/18/26 11:27
Date Received: 02/19/26 09:53

Method: EPA 300.0 - Anions, Ion Chromatography

Analyte	Result	Qualifier	RL	MDL	Unit	D	Prepared	Analyzed	Dil Fac
Chloride	**7.7**		1.0	0.98	mg/L			02/21/26 11:23	1
Fluoride	**0.20**		0.20	0.081	mg/L			02/21/26 11:23	1
Sulfate	**350**		20	15	mg/L			02/21/26 17:15	20

Method: SW846 6010D - Metals (ICP)

Analyte	Result	Qualifier	RL	MDL	Unit	D	Prepared	Analyzed	Dil Fac
Boron	**0.47**		0.080	0.026	mg/L		02/20/26 09:39	02/24/26 16:32	1
Calcium	**77**		0.10	0.038	mg/L		02/20/26 09:39	02/24/26 16:32	1
Lithium	<0.0037		0.020	0.0037	mg/L		02/20/26 09:39	02/24/26 16:32	1

Method: SW846 6020B - Metals (ICP/MS) - Total Recoverable

Analyte	Result	Qualifier	RL	MDL	Unit	D	Prepared	Analyzed	Dil Fac
Antimony	<0.0025		0.0050	0.0025	mg/L		02/24/26 07:51	02/24/26 22:23	1
Arsenic	<0.0013		0.0050	0.0013	mg/L		02/24/26 07:51	02/24/26 22:23	1
Barium	**0.034**		0.010	0.00041	mg/L		02/24/26 07:51	02/24/26 22:23	1
Beryllium	<0.00015		0.0010	0.00015	mg/L		02/24/26 07:51	02/24/26 22:23	1
Cadmium	<0.00024		0.00070	0.00024	mg/L		02/24/26 07:51	02/24/26 22:23	1
Chromium	**0.0062**		0.0050	0.0037	mg/L		02/24/26 07:51	02/24/26 22:23	1

Client Sample Results

Client: Southern Company
Project/Site: CCR - Plant Scherer Ash Pond

Job ID: 705-58145-1

Client Sample ID: SCH-SGWC-17

Lab Sample ID: 705-58145-5
Matrix: Water
Date Collected: 02/18/26 11:27
Date Received: 02/19/26 09:53

Method: SW846 6020B - Metals (ICP/MS) - Total Recoverable (Continued)

Analyte	Result	Qualifier	RL	MDL	Unit	D	Prepared	Analyzed	Dil Fac
Cobalt	**0.00056**	**J**	0.0050	0.00041	mg/L		02/24/26 07:51	02/24/26 22:23	1
Iron	**0.25**		0.10	0.018	mg/L		02/24/26 07:51	02/24/26 22:23	1
Lead	**0.0011**		0.0010	0.00086	mg/L		02/24/26 07:51	02/24/26 22:23	1
Magnesium	**47**		0.10	0.016	mg/L		02/24/26 07:51	02/24/26 22:23	1
Molybdenum	<0.00069		0.0050	0.00069	mg/L		02/24/26 07:51	02/24/26 22:23	1
Potassium	**0.59**		0.10	0.044	mg/L		02/24/26 07:51	02/24/26 22:23	1
Selenium	<0.0023		0.0050	0.0023	mg/L		02/24/26 07:51	02/24/26 22:23	1
Sodium	**26**		0.50	0.25	mg/L		02/24/26 07:51	02/24/26 22:23	1
Thallium	<0.00019		0.0010	0.00019	mg/L		02/24/26 07:51	02/24/26 22:23	1

Method: SW846 7470A - Mercury (CVAA)

Analyte	Result	Qualifier	RL	MDL	Unit	D	Prepared	Analyzed	Dil Fac
Mercury	<0.00017		0.00020	0.00017	mg/L		03/02/26 09:18	03/02/26 16:07	1

General Chemistry

Analyte	Result	Qualifier	RL	MDL	Unit	D	Prepared	Analyzed	Dil Fac
Total Alkalinity as CaCO3 (SM 2320B-2011)	**85**		3.0	3.0	mg/L			03/04/26 11:25	1
Bicarbonate Alkalinity as CaCO3 (SM 2320B-2011)	**85**		3.0	3.0	mg/L			03/04/26 11:25	1
Carbonate Alkalinity as CaCO3 (SM 2320B-2011)	<3.0		3.0	3.0	mg/L			03/04/26 11:25	1
Total Dissolved Solids (SM 2540C - 2015)	**610**		10	10	mg/L			02/23/26 16:15	1

Client Sample ID: SCH-AP1-FB-2

Lab Sample ID: 705-58145-6
Matrix: Water
Date Collected: 02/18/26 11:47
Date Received: 02/19/26 09:53

Method: EPA 300.0 - Anions, Ion Chromatography

Analyte	Result	Qualifier	RL	MDL	Unit	D	Prepared	Analyzed	Dil Fac
Chloride	<0.98		1.0	0.98	mg/L			02/21/26 11:57	1
Fluoride	**0.22**		0.20	0.081	mg/L			02/21/26 11:57	1
Sulfate	**0.89**	**J**	1.0	0.77	mg/L			02/21/26 11:57	1

Method: SW846 6010D - Metals (ICP)

Analyte	Result	Qualifier	RL	MDL	Unit	D	Prepared	Analyzed	Dil Fac
Boron	<0.026		0.080	0.026	mg/L		02/20/26 09:39	02/24/26 16:35	1
Calcium	<0.038		0.10	0.038	mg/L		02/20/26 09:39	02/24/26 16:35	1
Lithium	<0.0037		0.020	0.0037	mg/L		02/20/26 09:39	02/24/26 16:35	1

Method: SW846 6020B - Metals (ICP/MS) - Total Recoverable

Analyte	Result	Qualifier	RL	MDL	Unit	D	Prepared	Analyzed	Dil Fac
Antimony	<0.0025		0.0050	0.0025	mg/L		02/24/26 07:51	02/24/26 22:42	1
Arsenic	<0.0013		0.0050	0.0013	mg/L		02/24/26 07:51	02/24/26 22:42	1
Barium	<0.00041		0.010	0.00041	mg/L		02/24/26 07:51	02/24/26 22:42	1
Beryllium	<0.00015		0.0010	0.00015	mg/L		02/24/26 07:51	02/24/26 22:42	1
Cadmium	<0.00024		0.00070	0.00024	mg/L		02/24/26 07:51	02/24/26 22:42	1
Chromium	<0.0037		0.0050	0.0037	mg/L		02/24/26 07:51	02/24/26 22:42	1
Cobalt	<0.00041		0.0050	0.00041	mg/L		02/24/26 07:51	02/24/26 22:42	1
Iron	<0.018		0.10	0.018	mg/L		02/24/26 07:51	02/24/26 22:42	1
Lead	<0.00086		0.0010	0.00086	mg/L		02/24/26 07:51	02/24/26 22:42	1

Client Sample Results

Client: Southern Company
Project/Site: CCR - Plant Scherer Ash Pond

Job ID: 705-58145-1

Client Sample ID: SCH-AP1-FB-2

Lab Sample ID: 705-58145-6
Matrix: Water
Date Collected: 02/18/26 11:47
Date Received: 02/19/26 09:53

Method: SW846 6020B - Metals (ICP/MS) - Total Recoverable (Continued)

Analyte	Result	Qualifier	RL	MDL	Unit	D	Prepared	Analyzed	Dil Fac
Magnesium	<0.016		0.10	0.016	mg/L		02/24/26 07:51	02/24/26 22:42	1
Molybdenum	<0.00069		0.0050	0.00069	mg/L		02/24/26 07:51	02/24/26 22:42	1
Potassium	<0.044		0.10	0.044	mg/L		02/24/26 07:51	02/24/26 22:42	1
Selenium	<0.0023		0.0050	0.0023	mg/L		02/24/26 07:51	02/24/26 22:42	1
Sodium	<0.25		0.50	0.25	mg/L		02/24/26 07:51	02/24/26 22:42	1
Thallium	**0.00026**	**J B**	0.0010	0.00019	mg/L		02/24/26 07:51	02/24/26 22:42	1

Method: SW846 7470A - Mercury (CVAA)

Analyte	Result	Qualifier	RL	MDL	Unit	D	Prepared	Analyzed	Dil Fac
Mercury	<0.00017		0.00020	0.00017	mg/L		03/02/26 09:18	03/02/26 16:11	1

General Chemistry

Analyte	Result	Qualifier	RL	MDL	Unit	D	Prepared	Analyzed	Dil Fac
Total Alkalinity as CaCO3 (SM 2320B-2011)	<3.0		3.0	3.0	mg/L			03/04/26 11:25	1
Bicarbonate Alkalinity as CaCO3 (SM 2320B-2011)	<3.0		3.0	3.0	mg/L			03/04/26 11:25	1
Carbonate Alkalinity as CaCO3 (SM 2320B-2011)	<3.0		3.0	3.0	mg/L			03/04/26 11:25	1
Total Dissolved Solids (SM 2540C - 2015)	<10		10	10	mg/L			02/23/26 16:15	1

Client Sample ID: SCH-SGWC-13

Lab Sample ID: 705-58145-7
Matrix: Water
Date Collected: 02/18/26 14:16
Date Received: 02/19/26 09:53

Method: EPA 300.0 - Anions, Ion Chromatography

Analyte	Result	Qualifier	RL	MDL	Unit	D	Prepared	Analyzed	Dil Fac
Chloride	**17**		1.0	0.98	mg/L			02/21/26 12:08	1
Fluoride	**0.18**	**J**	0.20	0.081	mg/L			02/21/26 12:08	1
Sulfate	**170**		10	7.7	mg/L			02/21/26 17:38	10

Method: SW846 6010D - Metals (ICP)

Analyte	Result	Qualifier	RL	MDL	Unit	D	Prepared	Analyzed	Dil Fac
Boron	**1.2**		0.080	0.026	mg/L		02/20/26 09:39	02/24/26 16:38	1
Calcium	**34**		0.10	0.038	mg/L		02/20/26 09:39	02/24/26 16:38	1
Lithium	<0.0037		0.020	0.0037	mg/L		02/20/26 09:39	02/24/26 16:38	1

Method: SW846 6020B - Metals (ICP/MS) - Total Recoverable

Analyte	Result	Qualifier	RL	MDL	Unit	D	Prepared	Analyzed	Dil Fac
Antimony	<0.0025		0.0050	0.0025	mg/L		02/24/26 07:51	02/24/26 23:06	1
Arsenic	<0.0013		0.0050	0.0013	mg/L		02/24/26 07:51	02/24/26 23:06	1
Barium	**0.041**		0.010	0.00041	mg/L		02/24/26 07:51	02/24/26 23:06	1
Beryllium	<0.00015		0.0010	0.00015	mg/L		02/24/26 07:51	02/24/26 23:06	1
Cadmium	<0.00024		0.00070	0.00024	mg/L		02/24/26 07:51	02/24/26 23:06	1
Chromium	<0.0037		0.0050	0.0037	mg/L		02/24/26 07:51	02/24/26 23:06	1
Cobalt	**0.0021**	**J**	0.0050	0.00041	mg/L		02/24/26 07:51	02/24/26 23:06	1
Iron	**0.19**		0.10	0.018	mg/L		02/24/26 07:51	02/24/26 23:06	1
Lead	<0.00086		0.0010	0.00086	mg/L		02/24/26 07:51	02/24/26 23:06	1
Magnesium	**13**		0.10	0.016	mg/L		02/24/26 07:51	02/24/26 23:06	1
Molybdenum	<0.00069		0.0050	0.00069	mg/L		02/24/26 07:51	02/24/26 23:06	1
Potassium	**1.7**		0.10	0.044	mg/L		02/24/26 07:51	02/24/26 23:06	1

Client Sample Results

Client: Southern Company
Project/Site: CCR - Plant Scherer Ash Pond

Job ID: 705-58145-1

Client Sample ID: SCH-SGWC-13

Lab Sample ID: 705-58145-7
Matrix: Water
Date Collected: 02/18/26 14:16
Date Received: 02/19/26 09:53

Method: SW846 6020B - Metals (ICP/MS) - Total Recoverable (Continued)

Analyte	Result	Qualifier	RL	MDL	Unit	D	Prepared	Analyzed	Dil Fac
Selenium	<0.0023		0.0050	0.0023	mg/L		02/24/26 07:51	02/24/26 23:06	1
Sodium	**39**		0.50	0.25	mg/L		02/24/26 07:51	02/24/26 23:06	1
Thallium	**0.00030**	**J B**	0.0010	0.00019	mg/L		02/24/26 07:51	02/24/26 23:06	1

Method: SW846 7470A - Mercury (CVAA)

Analyte	Result	Qualifier	RL	MDL	Unit	D	Prepared	Analyzed	Dil Fac
Mercury	<0.00017		0.00020	0.00017	mg/L		03/02/26 09:18	03/02/26 16:15	1

General Chemistry

Analyte	Result	Qualifier	RL	MDL	Unit	D	Prepared	Analyzed	Dil Fac
Total Alkalinity as CaCO3 (SM 2320B-2011)	**17**		3.0	3.0	mg/L			03/04/26 11:25	1
Bicarbonate Alkalinity as CaCO3 (SM 2320B-2011)	**17**		3.0	3.0	mg/L			03/04/26 11:25	1
Carbonate Alkalinity as CaCO3 (SM 2320B-2011)	<3.0		3.0	3.0	mg/L			03/04/26 11:25	1
Total Dissolved Solids (SM 2540C - 2015)	**350**		10	10	mg/L			02/23/26 16:15	1

Client Sample ID: SCH-SGWC-21

Lab Sample ID: 705-58145-8
Matrix: Water
Date Collected: 02/18/26 14:25
Date Received: 02/19/26 09:53

Method: EPA 300.0 - Anions, Ion Chromatography

Analyte	Result	Qualifier	RL	MDL	Unit	D	Prepared	Analyzed	Dil Fac
Chloride	**5.0**		1.0	0.98	mg/L			02/21/26 12:43	1
Fluoride	**0.29**		0.20	0.081	mg/L			02/21/26 12:43	1
Sulfate	**100**		10	7.7	mg/L			02/21/26 17:49	10

Method: SW846 6010D - Metals (ICP)

Analyte	Result	Qualifier	RL	MDL	Unit	D	Prepared	Analyzed	Dil Fac
Boron	**1.3**		0.080	0.026	mg/L		02/20/26 09:39	02/24/26 16:41	1
Calcium	**42**		0.10	0.038	mg/L		02/20/26 09:39	02/24/26 16:41	1
Lithium	<0.0037		0.020	0.0037	mg/L		02/20/26 09:39	02/24/26 16:41	1

Method: SW846 6020B - Metals (ICP/MS) - Total Recoverable

Analyte	Result	Qualifier	RL	MDL	Unit	D	Prepared	Analyzed	Dil Fac
Antimony	<0.0025		0.0050	0.0025	mg/L		02/24/26 07:51	02/24/26 23:09	1
Arsenic	<0.0013		0.0050	0.0013	mg/L		02/24/26 07:51	02/24/26 23:09	1
Barium	**0.12**		0.010	0.00041	mg/L		02/24/26 07:51	02/24/26 23:09	1
Beryllium	<0.00015		0.0010	0.00015	mg/L		02/24/26 07:51	02/24/26 23:09	1
Cadmium	<0.00024		0.00070	0.00024	mg/L		02/24/26 07:51	02/24/26 23:09	1
Chromium	<0.0037		0.0050	0.0037	mg/L		02/24/26 07:51	02/24/26 23:09	1
Cobalt	<0.00041		0.0050	0.00041	mg/L		02/24/26 07:51	02/24/26 23:09	1
Iron	**0.14**		0.10	0.018	mg/L		02/24/26 07:51	02/24/26 23:09	1
Lead	<0.00086		0.0010	0.00086	mg/L		02/24/26 07:51	02/24/26 23:09	1
Magnesium	**17**		0.10	0.016	mg/L		02/24/26 07:51	02/24/26 23:09	1
Molybdenum	<0.00069		0.0050	0.00069	mg/L		02/24/26 07:51	02/24/26 23:09	1
Potassium	**1.7**		0.10	0.044	mg/L		02/24/26 07:51	02/24/26 23:09	1
Selenium	<0.0023		0.0050	0.0023	mg/L		02/24/26 07:51	02/24/26 23:09	1
Sodium	**67**		2.5	1.2	mg/L		02/24/26 07:51	02/24/26 23:12	5
Thallium	<0.00019		0.0010	0.00019	mg/L		02/24/26 07:51	02/24/26 23:09	1

Client Sample Results

Client: Southern Company
Project/Site: CCR - Plant Scherer Ash Pond

Job ID: 705-58145-1

Client Sample ID: SCH-SGWC-21

Lab Sample ID: 705-58145-8
Matrix: Water
Date Collected: 02/18/26 14:25
Date Received: 02/19/26 09:53

Method: SW846 7470A - Mercury (CVAA)

Analyte	Result	Qualifier	RL	MDL	Unit	D	Prepared	Analyzed	Dil Fac
Mercury	<0.00017		0.00020	0.00017	mg/L		03/02/26 09:18	03/02/26 16:19	1

General Chemistry

Analyte	Result	Qualifier	RL	MDL	Unit	D	Prepared	Analyzed	Dil Fac
Total Alkalinity as CaCO3 (SM 2320B-2011)	**210**		3.0	3.0	mg/L			03/04/26 11:25	1
Bicarbonate Alkalinity as CaCO3 (SM 2320B-2011)	**210**		3.0	3.0	mg/L			03/04/26 11:25	1
Carbonate Alkalinity as CaCO3 (SM 2320B-2011)	<3.0		3.0	3.0	mg/L			03/04/26 11:25	1
Total Dissolved Solids (SM 2540C - 2015)	**420**		10	10	mg/L			02/23/26 16:15	1

Client Sample ID: SCH-SGWC-12

Lab Sample ID: 705-58145-9
Matrix: Water
Date Collected: 02/18/26 13:40
Date Received: 02/19/26 09:53

Method: EPA 300.0 - Anions, Ion Chromatography

Analyte	Result	Qualifier	RL	MDL	Unit	D	Prepared	Analyzed	Dil Fac
Chloride	**9.6**		1.0	0.98	mg/L			02/21/26 12:54	1
Fluoride	**0.20**		0.20	0.081	mg/L			02/21/26 12:54	1
Sulfate	**110**		10	7.7	mg/L			02/21/26 18:01	10

Method: SW846 6010D - Metals (ICP)

Analyte	Result	Qualifier	RL	MDL	Unit	D	Prepared	Analyzed	Dil Fac
Boron	<0.026		0.080	0.026	mg/L		02/20/26 09:39	02/24/26 16:44	1
Calcium	**27**		0.10	0.038	mg/L		02/20/26 09:39	02/24/26 16:44	1
Lithium	<0.0037		0.020	0.0037	mg/L		02/20/26 09:39	02/24/26 16:44	1

Method: SW846 6020B - Metals (ICP/MS) - Total Recoverable

Analyte	Result	Qualifier	RL	MDL	Unit	D	Prepared	Analyzed	Dil Fac
Antimony	<0.0025		0.0050	0.0025	mg/L		02/24/26 07:51	02/24/26 23:15	1
Arsenic	<0.0013		0.0050	0.0013	mg/L		02/24/26 07:51	02/24/26 23:15	1
Barium	**0.088**		0.010	0.00041	mg/L		02/24/26 07:51	02/24/26 23:15	1
Beryllium	<0.00015		0.0010	0.00015	mg/L		02/24/26 07:51	02/24/26 23:15	1
Cadmium	<0.00024		0.00070	0.00024	mg/L		02/24/26 07:51	02/24/26 23:15	1
Chromium	<0.0037		0.0050	0.0037	mg/L		02/24/26 07:51	02/24/26 23:15	1
Cobalt	**0.0030**	**J**	0.0050	0.00041	mg/L		02/24/26 07:51	02/24/26 23:15	1
Iron	**1.4**		0.10	0.018	mg/L		02/24/26 07:51	02/24/26 23:15	1
Lead	<0.00086		0.0010	0.00086	mg/L		02/24/26 07:51	02/24/26 23:15	1
Magnesium	**18**		0.10	0.016	mg/L		02/24/26 07:51	02/24/26 23:15	1
Molybdenum	<0.00069		0.0050	0.00069	mg/L		02/24/26 07:51	02/24/26 23:15	1
Potassium	**0.78**		0.10	0.044	mg/L		02/24/26 07:51	02/24/26 23:15	1
Selenium	<0.0023		0.0050	0.0023	mg/L		02/24/26 07:51	02/24/26 23:15	1
Sodium	**20**		0.50	0.25	mg/L		02/24/26 07:51	02/24/26 23:15	1
Thallium	<0.00019		0.0010	0.00019	mg/L		02/24/26 07:51	02/24/26 23:15	1

Method: SW846 7470A - Mercury (CVAA)

Analyte	Result	Qualifier	RL	MDL	Unit	D	Prepared	Analyzed	Dil Fac
Mercury	<0.00017		0.00020	0.00017	mg/L		03/02/26 09:18	03/02/26 16:23	1

Client Sample Results

Client: Southern Company
Project/Site: CCR - Plant Scherer Ash Pond

Job ID: 705-58145-1

Client Sample ID: SCH-SGWC-12

Lab Sample ID: 705-58145-9

Date Collected: 02/18/26 13:40
Date Received: 02/19/26 09:53

Matrix: Water

General Chemistry

Analyte	Result	Qualifier	RL	MDL	Unit	D	Prepared	Analyzed	Dil Fac
Total Alkalinity as CaCO3 (SM 2320B-2011)	**48**		3.0	3.0	mg/L			03/04/26 11:25	1
Bicarbonate Alkalinity as CaCO3 (SM 2320B-2011)	**48**		3.0	3.0	mg/L			03/04/26 11:25	1
Carbonate Alkalinity as CaCO3 (SM 2320B-2011)	<3.0		3.0	3.0	mg/L			03/04/26 11:25	1
Total Dissolved Solids (SM 2540C - 2015)	**300**		10	10	mg/L			02/23/26 16:15	1

Method Summary

Client: Southern Company
Project/Site: CCR - Plant Scherer Ash Pond

Job ID: 705-58145-1

Method	Method Description	Protocol	Laboratory
300.0	Anions, Ion Chromatography	EPA	EET ATL
6010D	Metals (ICP)	SW846	EET ATL
6020B	Metals (ICP/MS)	SW846	EET ATL
7470A	Mercury (CVAA)	SW846	EET ATL
2320B-2011	Alkalinity, Total	SM	EET ATL
2540C - 2015	Total Dissolved Solids (Dried at 180 °C)	SM	EET ATL
3005A	Preparation, Total Recoverable or Dissolved Metals	SW846	EET ATL
3010A	Preparation, Total Metals	SW846	EET ATL
7470A	Preparation, Mercury	SW846	EET ATL

Protocol References:

EPA = US Environmental Protection Agency

SM = "Standard Methods For The Examination Of Water And Wastewater"

SW846 = "Test Methods For Evaluating Solid Waste, Physical/Chemical Methods", Third Edition, November 1986 And Its Updates.

Laboratory References:

EET ATL = Eurofins Atlanta, 3080 Presidential Dr, Atlanta, GA 30340, TEL (770)457-8177

Lab Chronicle

Client: Southern Company
Project/Site: CCR - Plant Scherer Ash Pond

Job ID: 705-58145-1

Client Sample ID: SCH-SGWC-19

Lab Sample ID: 705-58145-1
Date Collected: 02/18/26 09:13
Matrix: Water
Date Received: 02/19/26 09:53

Prep Type	Batch Type	Batch Method	Run	Dilution Factor	Batch Number	Analyst	Lab	Prepared or Analyzed
Total/NA	Analysis	300.0		1	115589	MS	EET ATL	02/21/26 06:22
Total/NA	Analysis	300.0		10	115755	MS	EET ATL	02/21/26 16:30
Total/NA	Prep	3010A			115502	SA	EET ATL	02/20/26 09:39
Total/NA	Analysis	6010D		1	116347	DS	EET ATL	02/24/26 16:15
Total Recoverable	Prep	3005A			116060	SA	EET ATL	02/24/26 07:22
Total Recoverable	Analysis	6020B		1	116494	TT	EET ATL	02/25/26 00:42
Total Recoverable	Prep	3005A			116060	SA	EET ATL	02/24/26 07:22
Total Recoverable	Analysis	6020B		10	116619	TT	EET ATL	02/25/26 16:48
Total/NA	Prep	7470A			117099	GR	EET ATL	03/02/26 09:18
Total/NA	Analysis	7470A		1	117487	GR	EET ATL	03/02/26 15:40
Total/NA	Analysis	2320B-2011		1	118086	AH	EET ATL	03/04/26 11:25
Total/NA	Analysis	2540C - 2015		1	115994	NN	EET ATL	02/23/26 16:15

Client Sample ID: SCH-SGWC-16

Lab Sample ID: 705-58145-2
Date Collected: 02/18/26 09:26
Matrix: Water
Date Received: 02/19/26 09:53

Prep Type	Batch Type	Batch Method	Run	Dilution Factor	Batch Number	Analyst	Lab	Prepared or Analyzed
Total/NA	Analysis	300.0		1	115589	MS	EET ATL	02/21/26 06:33
Total/NA	Analysis	300.0		10	115755	MS	EET ATL	02/21/26 16:41
Total/NA	Prep	3010A			115502	SA	EET ATL	02/20/26 09:39
Total/NA	Analysis	6010D		1	116347	DS	EET ATL	02/24/26 16:24
Total Recoverable	Prep	3005A			116060	SA	EET ATL	02/24/26 07:22
Total Recoverable	Analysis	6020B		1	116494	TT	EET ATL	02/25/26 00:44
Total Recoverable	Prep	3005A			116060	SA	EET ATL	02/24/26 07:22
Total Recoverable	Analysis	6020B		10	116619	TT	EET ATL	02/25/26 16:50
Total/NA	Prep	7470A			117099	GR	EET ATL	03/02/26 09:18
Total/NA	Analysis	7470A		1	117487	GR	EET ATL	03/02/26 15:44
Total/NA	Analysis	2320B-2011		1	118086	AH	EET ATL	03/04/26 11:25
Total/NA	Analysis	2540C - 2015		1	115994	NN	EET ATL	02/23/26 16:15

Client Sample ID: SCH-AP1-FD-2

Lab Sample ID: 705-58145-3
Date Collected: 02/18/26 00:00
Matrix: Water
Date Received: 02/19/26 09:53

Prep Type	Batch Type	Batch Method	Run	Dilution Factor	Batch Number	Analyst	Lab	Prepared or Analyzed
Total/NA	Analysis	300.0		1	115589	MS	EET ATL	02/21/26 06:44
Total/NA	Analysis	300.0		10	115755	MS	EET ATL	02/21/26 16:52
Total/NA	Prep	3010A			115502	SA	EET ATL	02/20/26 09:39
Total/NA	Analysis	6010D		1	116347	DS	EET ATL	02/24/26 16:27
Total Recoverable	Prep	3005A			116064	SA	EET ATL	02/24/26 07:51
Total Recoverable	Analysis	6020B		1	116440	IF	EET ATL	02/24/26 22:15
Total/NA	Prep	7470A			117099	GR	EET ATL	03/02/26 09:18
Total/NA	Analysis	7470A		1	117487	GR	EET ATL	03/02/26 15:48

Lab Chronicle

Client: Southern Company
Project/Site: CCR - Plant Scherer Ash Pond

Job ID: 705-58145-1

Client Sample ID: SCH-AP1-FD-2

Lab Sample ID: 705-58145-3
Date Collected: 02/18/26 00:00
Matrix: Water
Date Received: 02/19/26 09:53

Prep Type	Batch Type	Batch Method	Run	Dilution Factor	Batch Number	Analyst	Lab	Prepared or Analyzed
Total/NA	Analysis	2320B-2011		1	118086	AH	EET ATL	03/04/26 11:25
Total/NA	Analysis	2540C - 2015		1	115994	NN	EET ATL	02/23/26 16:15

Client Sample ID: SCH-SGWC-11

Lab Sample ID: 705-58145-4
Date Collected: 02/18/26 11:35
Matrix: Water
Date Received: 02/19/26 09:53

Prep Type	Batch Type	Batch Method	Run	Dilution Factor	Batch Number	Analyst	Lab	Prepared or Analyzed
Total/NA	Analysis	300.0		1	115589	MS	EET ATL	02/21/26 06:56
Total/NA	Analysis	300.0		10	115755	MS	EET ATL	02/21/26 17:04
Total/NA	Prep	3010A			115502	SA	EET ATL	02/20/26 09:39
Total/NA	Analysis	6010D		1	116347	DS	EET ATL	02/24/26 16:29
Total Recoverable	Prep	3005A			116064	SA	EET ATL	02/24/26 07:51
Total Recoverable	Analysis	6020B		1	116440	IF	EET ATL	02/24/26 22:20
Total/NA	Prep	7470A			117099	GR	EET ATL	03/02/26 09:18
Total/NA	Analysis	7470A		1	117487	GR	EET ATL	03/02/26 16:03
Total/NA	Analysis	2320B-2011		1	118086	AH	EET ATL	03/04/26 11:25
Total/NA	Analysis	2540C - 2015		1	115994	NN	EET ATL	02/23/26 16:15

Client Sample ID: SCH-SGWC-17

Lab Sample ID: 705-58145-5
Date Collected: 02/18/26 11:27
Matrix: Water
Date Received: 02/19/26 09:53

Prep Type	Batch Type	Batch Method	Run	Dilution Factor	Batch Number	Analyst	Lab	Prepared or Analyzed
Total/NA	Analysis	300.0		1	115755	MS	EET ATL	02/21/26 11:23
Total/NA	Analysis	300.0		20	115755	MS	EET ATL	02/21/26 17:15
Total/NA	Prep	3010A			115502	SA	EET ATL	02/20/26 09:39
Total/NA	Analysis	6010D		1	116347	DS	EET ATL	02/24/26 16:32
Total Recoverable	Prep	3005A			116064	SA	EET ATL	02/24/26 07:51
Total Recoverable	Analysis	6020B		1	116440	IF	EET ATL	02/24/26 22:23
Total/NA	Prep	7470A			117099	GR	EET ATL	03/02/26 09:18
Total/NA	Analysis	7470A		1	117487	GR	EET ATL	03/02/26 16:07
Total/NA	Analysis	2320B-2011		1	117971	AH	EET ATL	03/04/26 11:25
Total/NA	Analysis	2540C - 2015		1	115994	NN	EET ATL	02/23/26 16:15

Client Sample ID: SCH-AP1-FB-2

Lab Sample ID: 705-58145-6
Date Collected: 02/18/26 11:47
Matrix: Water
Date Received: 02/19/26 09:53

Prep Type	Batch Type	Batch Method	Run	Dilution Factor	Batch Number	Analyst	Lab	Prepared or Analyzed
Total/NA	Analysis	300.0		1	115755	MS	EET ATL	02/21/26 11:57
Total/NA	Prep	3010A			115502	SA	EET ATL	02/20/26 09:39
Total/NA	Analysis	6010D		1	116347	DS	EET ATL	02/24/26 16:35

Lab Chronicle

Client: Southern Company
Project/Site: CCR - Plant Scherer Ash Pond

Job ID: 705-58145-1

Client Sample ID: SCH-AP1-FB-2

Lab Sample ID: 705-58145-6
Date Collected: 02/18/26 11:47
Matrix: Water
Date Received: 02/19/26 09:53

Prep Type	Batch Type	Batch Method	Run	Dilution Factor	Batch Number	Analyst	Lab	Prepared or Analyzed
Total Recoverable	Prep	3005A			116064	SA	EET ATL	02/24/26 07:51
Total Recoverable	Analysis	6020B		1	116440	IF	EET ATL	02/24/26 22:42
Total/NA	Prep	7470A			117099	GR	EET ATL	03/02/26 09:18
Total/NA	Analysis	7470A		1	117487	GR	EET ATL	03/02/26 16:11
Total/NA	Analysis	2320B-2011		1	118086	AH	EET ATL	03/04/26 11:25
Total/NA	Analysis	2540C - 2015		1	115994	NN	EET ATL	02/23/26 16:15

Client Sample ID: SCH-SGWC-13

Lab Sample ID: 705-58145-7
Date Collected: 02/18/26 14:16
Matrix: Water
Date Received: 02/19/26 09:53

Prep Type	Batch Type	Batch Method	Run	Dilution Factor	Batch Number	Analyst	Lab	Prepared or Analyzed
Total/NA	Analysis	300.0		1	115755	MS	EET ATL	02/21/26 12:08
Total/NA	Analysis	300.0		10	115755	MS	EET ATL	02/21/26 17:38
Total/NA	Prep	3010A			115502	SA	EET ATL	02/20/26 09:39
Total/NA	Analysis	6010D		1	116347	DS	EET ATL	02/24/26 16:38
Total Recoverable	Prep	3005A			116064	SA	EET ATL	02/24/26 07:51
Total Recoverable	Analysis	6020B		1	116440	IF	EET ATL	02/24/26 23:06
Total/NA	Prep	7470A			117099	GR	EET ATL	03/02/26 09:18
Total/NA	Analysis	7470A		1	117487	GR	EET ATL	03/02/26 16:15
Total/NA	Analysis	2320B-2011		1	118086	AH	EET ATL	03/04/26 11:25
Total/NA	Analysis	2540C - 2015		1	115994	NN	EET ATL	02/23/26 16:15

Client Sample ID: SCH-SGWC-21

Lab Sample ID: 705-58145-8
Date Collected: 02/18/26 14:25
Matrix: Water
Date Received: 02/19/26 09:53

Prep Type	Batch Type	Batch Method	Run	Dilution Factor	Batch Number	Analyst	Lab	Prepared or Analyzed
Total/NA	Analysis	300.0		1	115755	MS	EET ATL	02/21/26 12:43
Total/NA	Analysis	300.0		10	115755	MS	EET ATL	02/21/26 17:49
Total/NA	Prep	3010A			115502	SA	EET ATL	02/20/26 09:39
Total/NA	Analysis	6010D		1	116347	DS	EET ATL	02/24/26 16:41
Total Recoverable	Prep	3005A			116064	SA	EET ATL	02/24/26 07:51
Total Recoverable	Analysis	6020B		1	116440	IF	EET ATL	02/24/26 23:09
Total Recoverable	Prep	3005A			116064	SA	EET ATL	02/24/26 07:51
Total Recoverable	Analysis	6020B		5	116440	IF	EET ATL	02/24/26 23:12
Total/NA	Prep	7470A			117099	GR	EET ATL	03/02/26 09:18
Total/NA	Analysis	7470A		1	117487	GR	EET ATL	03/02/26 16:19
Total/NA	Analysis	2320B-2011		1	117971	AH	EET ATL	03/04/26 11:25
Total/NA	Analysis	2540C - 2015		1	115994	NN	EET ATL	02/23/26 16:15

Lab Chronicle

Client: Southern Company
Project/Site: CCR - Plant Scherer Ash Pond

Job ID: 705-58145-1

Client Sample ID: SCH-SGWC-12

Date Collected: 02/18/26 13:40
Date Received: 02/19/26 09:53

Lab Sample ID: 705-58145-9

Matrix: Water

Prep Type	Batch Type	Batch Method	Run	Dilution Factor	Batch Number	Analyst	Lab	Prepared or Analyzed
Total/NA	Analysis	300.0		1	115755	MS	EET ATL	02/21/26 12:54
Total/NA	Analysis	300.0		10	115755	MS	EET ATL	02/21/26 18:01
Total/NA	Prep	3010A			115502	SA	EET ATL	02/20/26 09:39
Total/NA	Analysis	6010D		1	116347	DS	EET ATL	02/24/26 16:44
Total Recoverable	Prep	3005A			116064	SA	EET ATL	02/24/26 07:51
Total Recoverable	Analysis	6020B		1	116440	IF	EET ATL	02/24/26 23:15
Total/NA	Prep	7470A			117099	GR	EET ATL	03/02/26 09:18
Total/NA	Analysis	7470A		1	117487	GR	EET ATL	03/02/26 16:23
Total/NA	Analysis	2320B-2011		1	117971	AH	EET ATL	03/04/26 11:25
Total/NA	Analysis	2540C - 2015		1	115994	NN	EET ATL	02/23/26 16:15

Laboratory References:

EET ATL = Eurofins Atlanta, 3080 Presidential Dr, Atlanta, GA 30340, TEL (770)457-8177

QC Sample Results

Client: Southern Company
Project/Site: CCR - Plant Scherer Ash Pond

Job ID: 705-58145-1

Method: 300.0 - Anions, Ion Chromatography

Lab Sample ID: MB 705-115589/155
Matrix: Water
Analysis Batch: 115589

Client Sample ID: Method Blank
Prep Type: Total/NA

Analyte	MB Result	MB Qualifier	RL	MDL	Unit	D	Prepared	Analyzed	Dil Fac
Chloride	<0.98		1.0	0.98	mg/L			02/21/26 01:26	1
Fluoride	<0.081		0.20	0.081	mg/L			02/21/26 01:26	1
Sulfate	<0.77		1.0	0.77	mg/L			02/21/26 01:26	1

Lab Sample ID: LCS 705-115589/156
Matrix: Water
Analysis Batch: 115589

Client Sample ID: Lab Control Sample
Prep Type: Total/NA

Analyte	Spike Added	LCS Result	LCS Qualifier	Unit	D	%Rec	%Rec Limits
Chloride	10.0	9.74		mg/L		97	90 - 110
Fluoride	5.00	5.11		mg/L		102	90 - 110
Sulfate	25.0	25.4		mg/L		102	90 - 110

Lab Sample ID: 705-58332-D-29 MS
Matrix: Water
Analysis Batch: 115589

Client Sample ID: Matrix Spike
Prep Type: Total/NA

Analyte	Sample Result	Sample Qualifier	Spike Added	MS Result	MS Qualifier	Unit	D	%Rec	%Rec Limits
Chloride	51		10.0	56.4	4	mg/L		52	90 - 110
Fluoride	0.67		5.00	5.57		mg/L		98	90 - 110
Sulfate	5.0		25.0	30.0		mg/L		100	90 - 110

Lab Sample ID: 705-58332-D-29 MSD
Matrix: Water
Analysis Batch: 115589

Client Sample ID: Matrix Spike Duplicate
Prep Type: Total/NA

Analyte	Sample Result	Sample Qualifier	Spike Added	MSD Result	MSD Qualifier	Unit	D	%Rec	%Rec Limits	RPD	RPD Limit
Chloride	51		10.0	56.6	4	mg/L		54	90 - 110	0	20
Fluoride	0.67		5.00	5.73		mg/L		101	90 - 110	3	20
Sulfate	5.0		25.0	29.7		mg/L		99	90 - 110	1	20

Lab Sample ID: MB 705-115755/3
Matrix: Water
Analysis Batch: 115755

Client Sample ID: Method Blank
Prep Type: Total/NA

Analyte	MB Result	MB Qualifier	RL	MDL	Unit	D	Prepared	Analyzed	Dil Fac
Chloride	<0.98		1.0	0.98	mg/L			02/21/26 10:45	1
Fluoride	<0.081		0.20	0.081	mg/L			02/21/26 10:45	1
Sulfate	<0.77		1.0	0.77	mg/L			02/21/26 10:45	1

Lab Sample ID: LCS 705-115755/4
Matrix: Water
Analysis Batch: 115755

Client Sample ID: Lab Control Sample
Prep Type: Total/NA

Analyte	Spike Added	LCS Result	LCS Qualifier	Unit	D	%Rec	%Rec Limits
Chloride	10.0	9.90		mg/L		99	90 - 110
Fluoride	5.00	5.29		mg/L		106	90 - 110
Sulfate	25.0	26.1		mg/L		105	90 - 110

Method: 300.0 - Anions, Ion Chromatography (Continued)

Lab Sample ID: 705-58145-6 MS — **Client Sample ID: SCH-AP1-FB-2**
Matrix: Water — **Prep Type: Total/NA**
Analysis Batch: 115755

Analyte	Sample Result	Sample Qualifier	Spike Added	MS Result	MS Qualifier	Unit	D	%Rec	%Rec Limits
Chloride	<0.98		10.0	9.47		mg/L		95	90 - 110
Fluoride	0.22		5.00	5.18		mg/L		99	90 - 110
Sulfate	0.89	J	25.0	25.3		mg/L		98	90 - 110

Lab Sample ID: 705-58145-6 MSD — **Client Sample ID: SCH-AP1-FB-2**
Matrix: Water — **Prep Type: Total/NA**
Analysis Batch: 115755

Analyte	Sample Result	Sample Qualifier	Spike Added	MSD Result	MSD Qualifier	Unit	D	%Rec	%Rec Limits	RPD	RPD Limit
Chloride	<0.98		10.0	9.83		mg/L		98	90 - 110	4	20
Fluoride	0.22		5.00	5.30		mg/L		102	90 - 110	2	20
Sulfate	0.89	J	25.0	25.5		mg/L		98	90 - 110	1	20

Method: 6010D - Metals (ICP)

Lab Sample ID: MB 705-115502/1-A — **Client Sample ID: Method Blank**
Matrix: Water — **Prep Type: Total/NA**
Analysis Batch: 116347 — **Prep Batch: 115502**

Analyte	MB Result	MB Qualifier	RL	MDL	Unit	D	Prepared	Analyzed	Dil Fac
Boron	<0.026		0.080	0.026	mg/L		02/20/26 09:39	02/24/26 15:37	1
Calcium	<0.038		0.10	0.038	mg/L		02/20/26 09:39	02/24/26 15:37	1
Lithium	<0.0037		0.020	0.0037	mg/L		02/20/26 09:39	02/24/26 15:37	1

Lab Sample ID: LCS 705-115502/2-A — **Client Sample ID: Lab Control Sample**
Matrix: Water — **Prep Type: Total/NA**
Analysis Batch: 116347 — **Prep Batch: 115502**

Analyte	Spike Added	LCS Result	LCS Qualifier	Unit	D	%Rec	%Rec Limits
Boron	1.00	0.947		mg/L		95	80 - 120
Calcium	10.0	9.81		mg/L		98	80 - 120
Lithium	1.00	0.898		mg/L		90	80 - 120

Lab Sample ID: 705-58142-D-3-B MS — **Client Sample ID: Matrix Spike**
Matrix: Water — **Prep Type: Total/NA**
Analysis Batch: 116347 — **Prep Batch: 115502**

Analyte	Sample Result	Sample Qualifier	Spike Added	MS Result	MS Qualifier	Unit	D	%Rec	%Rec Limits
Boron	4.2		1.00	5.31	4	mg/L		109	75 - 125
Calcium	110		10.0	124	4	mg/L		116	75 - 125
Lithium	0.011	J	1.00	1.15		mg/L		114	75 - 125

Lab Sample ID: 705-58142-D-3-C MSD — **Client Sample ID: Matrix Spike Duplicate**
Matrix: Water — **Prep Type: Total/NA**
Analysis Batch: 116347 — **Prep Batch: 115502**

Analyte	Sample Result	Sample Qualifier	Spike Added	MSD Result	MSD Qualifier	Unit	D	%Rec	%Rec Limits	RPD	RPD Limit
Boron	4.2		1.00	5.36	4	mg/L		114	75 - 125	1	20
Calcium	110		10.0	125	4	mg/L		126	75 - 125	1	20
Lithium	0.011	J	1.00	1.26		mg/L		125	75 - 125	9	20

QC Sample Results

Client: Southern Company
Project/Site: CCR - Plant Scherer Ash Pond

Job ID: 705-58145-1

Method: 6020B - Metals (ICP/MS)

Lab Sample ID: MB 705-116060/1-A
Matrix: Water
Analysis Batch: 116494

Client Sample ID: Method Blank
Prep Type: Total Recoverable
Prep Batch: 116060

Analyte	MB Result	MB Qualifier	RL	MDL	Unit	D	Prepared	Analyzed	Dil Fac
Antimony	<0.0025		0.0050	0.0025	mg/L		02/24/26 07:22	02/24/26 23:03	1
Arsenic	<0.0013		0.0050	0.0013	mg/L		02/24/26 07:22	02/24/26 23:03	1
Barium	<0.00041		0.010	0.00041	mg/L		02/24/26 07:22	02/24/26 23:03	1
Beryllium	<0.00015		0.0010	0.00015	mg/L		02/24/26 07:22	02/24/26 23:03	1
Cadmium	<0.00024		0.00070	0.00024	mg/L		02/24/26 07:22	02/24/26 23:03	1
Chromium	<0.0037		0.0050	0.0037	mg/L		02/24/26 07:22	02/24/26 23:03	1
Cobalt	<0.00041		0.0050	0.00041	mg/L		02/24/26 07:22	02/24/26 23:03	1
Iron	<0.018		0.10	0.018	mg/L		02/24/26 07:22	02/24/26 23:03	1
Lead	<0.00086		0.0010	0.00086	mg/L		02/24/26 07:22	02/24/26 23:03	1
Magnesium	<0.016		0.10	0.016	mg/L		02/24/26 07:22	02/24/26 23:03	1
Molybdenum	<0.00069		0.0050	0.00069	mg/L		02/24/26 07:22	02/24/26 23:03	1
Potassium	<0.044		0.10	0.044	mg/L		02/24/26 07:22	02/24/26 23:03	1
Selenium	<0.0023		0.0050	0.0023	mg/L		02/24/26 07:22	02/24/26 23:03	1
Sodium	<0.25		0.50	0.25	mg/L		02/24/26 07:22	02/24/26 23:03	1
Thallium	<0.00019		0.0010	0.00019	mg/L		02/24/26 07:22	02/24/26 23:03	1

Lab Sample ID: LCS 705-116060/2-A
Matrix: Water
Analysis Batch: 116494

Client Sample ID: Lab Control Sample
Prep Type: Total Recoverable
Prep Batch: 116060

Analyte	Spike Added	LCS Result	LCS Qualifier	Unit	D	%Rec	%Rec Limits
Antimony	0.100	0.105		mg/L		105	80 - 120
Arsenic	0.100	0.112		mg/L		112	80 - 120
Barium	0.100	0.105		mg/L		105	80 - 120
Beryllium	0.100	0.0999		mg/L		100	80 - 120
Cadmium	0.100	0.106		mg/L		106	80 - 120
Chromium	0.100	0.113		mg/L		113	80 - 120
Cobalt	0.100	0.116		mg/L		116	80 - 120
Iron	1.00	1.10		mg/L		110	80 - 120
Lead	0.100	0.104		mg/L		104	80 - 120
Magnesium	1.00	1.03		mg/L		103	80 - 120
Molybdenum	0.100	0.115		mg/L		115	80 - 120
Potassium	1.00	0.987		mg/L		99	80 - 120
Selenium	0.100	0.106		mg/L		106	80 - 120
Sodium	1.00	1.19		mg/L		119	80 - 120
Thallium	0.100	0.0992		mg/L		99	80 - 120

Lab Sample ID: 705-58397-C-1-B MS
Matrix: Water
Analysis Batch: 116494

Client Sample ID: Matrix Spike
Prep Type: Total Recoverable
Prep Batch: 116060

Analyte	Sample Result	Sample Qualifier	Spike Added	MS Result	MS Qualifier	Unit	D	%Rec	%Rec Limits
Antimony	<0.0025		0.100	0.0987		mg/L		99	75 - 125
Arsenic	<0.0013		0.100	0.113		mg/L		113	75 - 125
Barium	<0.00041		0.100	0.0984		mg/L		98	75 - 125
Beryllium	<0.00015		0.100	0.0965		mg/L		96	75 - 125
Cadmium	<0.00024		0.100	0.106		mg/L		106	75 - 125
Chromium	<0.0037		0.100	0.105		mg/L		105	75 - 125
Cobalt	0.0038	J	0.100	0.112		mg/L		108	75 - 125

Method: 6020B - Metals (ICP/MS) (Continued)

Lab Sample ID: 705-58397-C-1-B MS
Matrix: Water
Analysis Batch: 116494

Client Sample ID: Matrix Spike
Prep Type: Total Recoverable
Prep Batch: 116060

Analyte	Sample Result	Sample Qualifier	Spike Added	MS Result	MS Qualifier	Unit	D	%Rec	%Rec Limits
Iron	<0.018		1.00	1.03		mg/L		103	75 - 125
Lead	<0.00086		0.100	0.0951		mg/L		95	75 - 125
Magnesium	0.33		1.00	1.27		mg/L		94	75 - 125
Molybdenum	<0.00069		0.100	0.113		mg/L		113	75 - 125
Potassium	0.11		1.00	1.05		mg/L		94	75 - 125
Selenium	<0.0023		0.100	0.104		mg/L		104	75 - 125
Sodium	150	E	1.00	152	E 4	mg/L		152	75 - 125
Thallium	<0.00019		0.100	0.0905		mg/L		90	75 - 125

Lab Sample ID: 705-58397-C-1-C MSD
Matrix: Water
Analysis Batch: 116494

Client Sample ID: Matrix Spike Duplicate
Prep Type: Total Recoverable
Prep Batch: 116060

Analyte	Sample Result	Sample Qualifier	Spike Added	MSD Result	MSD Qualifier	Unit	D	%Rec	%Rec Limits	RPD	RPD Limit
Antimony	<0.0025		0.100	0.102		mg/L		102	75 - 125	3	20
Arsenic	<0.0013		0.100	0.112		mg/L		112	75 - 125	1	20
Barium	<0.00041		0.100	0.0994		mg/L		99	75 - 125	1	20
Beryllium	<0.00015		0.100	0.0971		mg/L		97	75 - 125	1	20
Cadmium	<0.00024		0.100	0.104		mg/L		104	75 - 125	1	20
Chromium	<0.0037		0.100	0.105		mg/L		105	75 - 125	0	20
Cobalt	0.0038	J	0.100	0.112		mg/L		108	75 - 125	0	20
Iron	<0.018		1.00	0.994		mg/L		99	75 - 125	4	20
Lead	<0.00086		0.100	0.0973		mg/L		97	75 - 125	2	20
Magnesium	0.33		1.00	1.27		mg/L		94	75 - 125	0	20
Molybdenum	<0.00069		0.100	0.114		mg/L		114	75 - 125	1	20
Potassium	0.11		1.00	1.06		mg/L		95	75 - 125	1	20
Selenium	<0.0023		0.100	0.105		mg/L		105	75 - 125	1	20
Sodium	150	E	1.00	151	E 4	mg/L		59	75 - 125	1	20
Thallium	<0.00019		0.100	0.0924		mg/L		92	75 - 125	2	20

Lab Sample ID: MB 705-116064/1-A
Matrix: Water
Analysis Batch: 116440

Client Sample ID: Method Blank
Prep Type: Total Recoverable
Prep Batch: 116064

Analyte	MB Result	MB Qualifier	RL	MDL	Unit	D	Prepared	Analyzed	Dil Fac
Antimony	<0.0025		0.0050	0.0025	mg/L		02/24/26 07:51	02/24/26 22:01	1
Arsenic	<0.0013		0.0050	0.0013	mg/L		02/24/26 07:51	02/24/26 22:01	1
Barium	<0.00041		0.010	0.00041	mg/L		02/24/26 07:51	02/24/26 22:01	1
Beryllium	<0.00015		0.0010	0.00015	mg/L		02/24/26 07:51	02/24/26 22:01	1
Cadmium	<0.00024		0.00070	0.00024	mg/L		02/24/26 07:51	02/24/26 22:01	1
Chromium	<0.0037		0.0050	0.0037	mg/L		02/24/26 07:51	02/24/26 22:01	1
Cobalt	<0.00041		0.0050	0.00041	mg/L		02/24/26 07:51	02/24/26 22:01	1
Iron	<0.018		0.10	0.018	mg/L		02/24/26 07:51	02/24/26 22:01	1
Lead	<0.00086		0.0010	0.00086	mg/L		02/24/26 07:51	02/24/26 22:01	1
Magnesium	<0.016		0.10	0.016	mg/L		02/24/26 07:51	02/24/26 22:01	1
Molybdenum	<0.00069		0.0050	0.00069	mg/L		02/24/26 07:51	02/24/26 22:01	1
Potassium	<0.044		0.10	0.044	mg/L		02/24/26 07:51	02/24/26 22:01	1
Selenium	<0.0023		0.0050	0.0023	mg/L		02/24/26 07:51	02/24/26 22:01	1
Sodium	<0.25		0.50	0.25	mg/L		02/24/26 07:51	02/24/26 22:01	1

Method: 6020B - Metals (ICP/MS) (Continued)

Lab Sample ID: MB 705-116064/1-A
Matrix: Water
Analysis Batch: 116440

Client Sample ID: Method Blank
Prep Type: Total Recoverable
Prep Batch: 116064

Analyte	MB Result	MB Qualifier	RL	MDL	Unit	D	Prepared	Analyzed	Dil Fac
Thallium	0.000292	J	0.0010	0.00019	mg/L		02/24/26 07:51	02/24/26 22:01	1

Lab Sample ID: LCS 705-116064/2-A
Matrix: Water
Analysis Batch: 116440

Client Sample ID: Lab Control Sample
Prep Type: Total Recoverable
Prep Batch: 116064

Analyte	Spike Added	LCS Result	LCS Qualifier	Unit	D	%Rec	%Rec Limits
Antimony	0.100	0.100		mg/L		100	80 - 120
Arsenic	0.100	0.104		mg/L		104	80 - 120
Barium	0.100	0.0943		mg/L		94	80 - 120
Beryllium	0.100	0.106		mg/L		106	80 - 120
Cadmium	0.100	0.0926		mg/L		93	80 - 120
Chromium	0.100	0.106		mg/L		106	80 - 120
Cobalt	0.100	0.109		mg/L		109	80 - 120
Iron	1.00	1.05		mg/L		105	80 - 120
Lead	0.100	0.107		mg/L		107	80 - 120
Magnesium	1.00	1.12		mg/L		112	80 - 120
Molybdenum	0.100	0.106		mg/L		106	80 - 120
Potassium	1.00	1.01		mg/L		101	80 - 120
Selenium	0.100	0.103		mg/L		103	80 - 120
Sodium	1.00	0.926		mg/L		93	80 - 120
Thallium	0.100	0.109		mg/L		109	80 - 120

Lab Sample ID: 752-42162-F-6-B MS
Matrix: Water
Analysis Batch: 116440

Client Sample ID: Matrix Spike
Prep Type: Total Recoverable
Prep Batch: 116064

Analyte	Sample Result	Sample Qualifier	Spike Added	MS Result	MS Qualifier	Unit	D	%Rec	%Rec Limits
Antimony	<0.0025		0.100	0.105		mg/L		105	75 - 125
Arsenic	<0.0013		0.100	0.101		mg/L		101	75 - 125
Barium	0.064		0.100	0.156		mg/L		92	75 - 125
Beryllium	<0.00015		0.100	0.108		mg/L		108	75 - 125
Cadmium	<0.00024		0.100	0.0935		mg/L		93	75 - 125
Chromium	<0.0037		0.100	0.105		mg/L		105	75 - 125
Cobalt	0.0028	J	0.100	0.113		mg/L		110	75 - 125
Iron	1.3		1.00	2.27		mg/L		100	75 - 125
Lead	<0.00086		0.100	0.109		mg/L		109	75 - 125
Magnesium	20		1.00	20.2	4	mg/L		26	75 - 125
Molybdenum	<0.00069		0.100	0.107		mg/L		107	75 - 125
Potassium	2.5	F1	1.00	3.33		mg/L		84	75 - 125
Selenium	<0.0023		0.100	0.104		mg/L		104	75 - 125
Sodium	28		1.00	27.5	4	mg/L		-16	75 - 125
Thallium	0.00023	J B	0.100	0.110		mg/L		110	75 - 125

Method: 6020B - Metals (ICP/MS) (Continued)

Lab Sample ID: 752-42162-F-6-C MSD — **Client Sample ID: Matrix Spike Duplicate**
Matrix: Water — **Prep Type: Total Recoverable**
Analysis Batch: 116440 — **Prep Batch: 116064**

Analyte	Sample Result	Sample Qualifier	Spike Added	MSD Result	MSD Qualifier	Unit	D	%Rec	%Rec Limits	RPD	RPD Limit
Antimony	<0.0025		0.100	0.104		mg/L		104	75 - 125	1	20
Arsenic	<0.0013		0.100	0.102		mg/L		102	75 - 125	1	20
Barium	0.064		0.100	0.151		mg/L		87	75 - 125	3	20
Beryllium	<0.00015		0.100	0.103		mg/L		103	75 - 125	5	20
Cadmium	<0.00024		0.100	0.0920		mg/L		92	75 - 125	2	20
Chromium	<0.0037		0.100	0.104		mg/L		104	75 - 125	1	20
Cobalt	0.0028	J	0.100	0.108		mg/L		105	75 - 125	5	20
Iron	1.3		1.00	2.20		mg/L		93	75 - 125	3	20
Lead	<0.00086		0.100	0.108		mg/L		108	75 - 125	1	20
Magnesium	20		1.00	19.9	4	mg/L		1	75 - 125	1	20
Molybdenum	<0.00069		0.100	0.108		mg/L		108	75 - 125	1	20
Potassium	2.5	F1	1.00	3.21	F1	mg/L		72	75 - 125	4	20
Selenium	<0.0023		0.100	0.0986		mg/L		99	75 - 125	6	20
Sodium	28		1.00	27.9	4	mg/L		31	75 - 125	2	20
Thallium	0.00023	J B	0.100	0.110		mg/L		110	75 - 125	1	20

Method: 7470A - Mercury (CVAA)

Lab Sample ID: MB 705-117099/1-A — **Client Sample ID: Method Blank**
Matrix: Water — **Prep Type: Total/NA**
Analysis Batch: 117487 — **Prep Batch: 117099**

Analyte	MB Result	MB Qualifier	RL	MDL	Unit	D	Prepared	Analyzed	Dil Fac
Mercury	<0.00017		0.00020	0.00017	mg/L		03/02/26 09:18	03/02/26 14:26	1

Lab Sample ID: LCS 705-117099/2-A — **Client Sample ID: Lab Control Sample**
Matrix: Water — **Prep Type: Total/NA**
Analysis Batch: 117487 — **Prep Batch: 117099**

Analyte			Spike Added	LCS Result	LCS Qualifier	Unit	D	%Rec	%Rec Limits		
Mercury			0.00400	0.00417		mg/L		104	80 - 120		

Lab Sample ID: 752-42162-F-3-D MS — **Client Sample ID: Matrix Spike**
Matrix: Water — **Prep Type: Total/NA**
Analysis Batch: 117487 — **Prep Batch: 117099**

Analyte	Sample Result	Sample Qualifier	Spike Added	MS Result	MS Qualifier	Unit	D	%Rec	%Rec Limits		
Mercury	<0.00017		0.00400	0.00402		mg/L		101	75 - 125		

Lab Sample ID: 752-42162-F-3-E MSD — **Client Sample ID: Matrix Spike Duplicate**
Matrix: Water — **Prep Type: Total/NA**
Analysis Batch: 117487 — **Prep Batch: 117099**

Analyte	Sample Result	Sample Qualifier	Spike Added	MSD Result	MSD Qualifier	Unit	D	%Rec	%Rec Limits	RPD	RPD Limit
Mercury	<0.00017		0.00400	0.00416		mg/L		104	75 - 125	3	20

QC Sample Results

Client: Southern Company
Project/Site: CCR - Plant Scherer Ash Pond

Job ID: 705-58145-1

Method: 2320B-2011 - Alkalinity, Total

Lab Sample ID: LCS 705-117971/1
Matrix: Water
Analysis Batch: 117971

Client Sample ID: Lab Control Sample
Prep Type: Total/NA

Analyte			Spike Added	LCS Result	LCS Qualifier	Unit	D	%Rec	%Rec Limits		
Total Alkalinity as CaCO3			125	133		mg/L		106	90 - 110		

Lab Sample ID: 705-58742-D-1 DU
Matrix: Water
Analysis Batch: 117971

Client Sample ID: Duplicate
Prep Type: Total/NA

Analyte	Sample Result	Sample Qualifier		DU Result	DU Qualifier	Unit	D			RPD	RPD Limit
Total Alkalinity as CaCO3	210			211		mg/L				0.4	30
Bicarbonate Alkalinity as CaCO3	210			211		mg/L				0.4	30
Carbonate Alkalinity as CaCO3	<3.0			<3.0		mg/L				NC	30

Method: 2540C - 2015 - Total Dissolved Solids (Dried at 180 °C)

Lab Sample ID: MB 705-115994/1
Matrix: Water
Analysis Batch: 115994

Client Sample ID: Method Blank
Prep Type: Total/NA

Analyte	MB Result	MB Qualifier	RL	MDL	Unit	D	Prepared	Analyzed	Dil Fac
Total Dissolved Solids	<10		10	10	mg/L			02/23/26 16:15	1

Lab Sample ID: LCS 705-115994/2
Matrix: Water
Analysis Batch: 115994

Client Sample ID: Lab Control Sample
Prep Type: Total/NA

Analyte			Spike Added	LCS Result	LCS Qualifier	Unit	D	%Rec	%Rec Limits		
Total Dissolved Solids			996	940		mg/L		94	80 - 120		

Lab Sample ID: 705-58144-H-7 DU
Matrix: Water
Analysis Batch: 115994

Client Sample ID: Duplicate
Prep Type: Total/NA

Analyte	Sample Result	Sample Qualifier		DU Result	DU Qualifier	Unit	D			RPD	RPD Limit
Total Dissolved Solids	3000			2990		mg/L				1	10

Accreditation/Certification Summary

Client: Southern Company
Project/Site: CCR - Plant Scherer Ash Pond

Job ID: 705-58145-1

Laboratory: Eurofins Atlanta

The accreditations/certifications listed below are applicable to this report.

Authority	Program	Identification Number	Expiration Date
Florida	NELAP	E87582	06-30-26
Georgia	State	E87582	06-30-26

eurofins | Environment Testing

ANALYTICAL REPORT

PREPARED FOR

Attn: Joju Abraham
Southern Company
241 Ralph McGill Blvd SE
B10185
Atlanta, Georgia (St) 30308

Generated 4/22/2026 12:20:04 PM Revision 1

JOB DESCRIPTION

CCR - Plant Scherer Ash Pond

JOB NUMBER

705-58411-1

Eurofins Atlanta
3080 Presidential Dr
Atlanta GA 30340

See page two for job notes and contact information.

my EOL

Eurofins Atlanta

Job Notes

The test results in this report relate only to the samples as received by the laboratory and will meet all requirements of the methodology, with any exceptions noted. This report shall not be reproduced except in full, without the express written approval of the laboratory. All questions should be directed to the Eurofins Environment Testing Southeast, LLC Project Manager.

Authorization

Generated
4/22/2026 12:20:04 PM
Revision 1

Authorized for release by
David Fuller, Project Manager
David.Fuller@et.eurofinsus.com
(770)344-8986

Table of Contents

Cover Page 1
Table of Contents 3
Sample Summary 4
Chain of Custody 5
Receipt Checklists 6
Definitions/Glossary 7
Case Narrative 8
Detection Summary 9
Client Sample Results 13
Method Summary 24
Lab Chronicle 25
QC Sample Results 29
Certification Summary 38

Sample Summary

Client: Southern Company
Project/Site: CCR - Plant Scherer Ash Pond

Job ID: 705-58411-1

Lab Sample ID	Client Sample ID	Matrix	Collected	Received	Sample Origin
705-58411-1	SCH-SGWA-4	Water	02/19/26 09:38	02/20/26 15:05	Georgia (St)
705-58411-2	SCH-AP1-FD-1	Water	02/19/26 00:00	02/20/26 15:05	Georgia (St)
705-58411-3	SCH-SGWC-14	Water	02/19/26 10:12	02/20/26 15:05	Georgia (St)
705-58411-4	SCH-AP1-EB-2	Water	02/19/26 10:45	02/20/26 15:05	Georgia (St)
705-58411-5	SCH-SGWC-22	Water	02/19/26 10:00	02/20/26 15:05	Georgia (St)
705-58411-6	SCH-SGWC-23	Water	02/19/26 11:57	02/20/26 15:05	Georgia (St)
705-58411-7	SCH-SGWC-8	Water	02/19/26 13:44	02/20/26 15:05	Georgia (St)
705-58411-8	SCH-SGWA-24	Water	02/19/26 14:01	02/20/26 15:05	Georgia (St)
705-58411-9	SCH-SGWC-6	Water	02/19/26 14:17	02/20/26 15:05	Georgia (St)
705-58411-10	SCH-SGWA-3	Water	02/19/26 12:17	02/20/26 15:05	Georgia (St)
705-58411-11	SCH-AP1-FB-1	Water	02/19/26 12:25	02/20/26 15:05	Georgia (St)

3080 Presidential Dr
Atlanta, GA 30340
Phone (770) 457-8177

Chain of Custody Record

eurofins | Environment Testing

Client Information	Sampler: Dana Bloomfield	Lab PM: David Fuller / Phone 770-344-8986	Carrier Tracking No(s):	COC No:
Client Contact: Joju Abraham	Phone: 404-242-7557	E-Mail: David.Fuller@ET.EurofinsUS.com	State of Origin: GA	Page: Page 1 of 1
Company: Southern Company	PWSID			Job #:
Address: 241 Ralph McGill Blvd SE B10185	Due Date Requested			
City: Atlanta	TAT Requested (days): 2 weeks			
State, Zip: GA, 30308	Compliance Project: Δ Yes Δ No			
Phone:	Lab Project #: 70504534 (DO NOT REMOVE)			
Email: JAbraham@southernco.com	Lab PO #: GPC82130-0003 / PO Line #1			
Project Name: CCR - Plant Scherer Ash Pond	Project #:			
Site:	SSOW#:			

Analysis Requested

Preservation Codes: D - HNO3; N - None; Other:

705-58411 COC

Task_Code: SCH-CCR-ASSMT-2026S1

Special Instructions/Notes:

Sample Identification	Sample Date	Sample Time	Sample Type (C=comp, G=grab)	Matrix (W=water, S=solid, O=waste/oil, BT=Tissue, A=Air)	Field Filtered Sample (Yes or No)	Perform MS/MSD (Yes or No)	300_ORGFM_28D - Chloride, Fluoride, Sulfate	2540C_Calcd - Total Dissolved Solids (TDS)	6010D - App III Metals (Boron, Calcium) + Lithium	6020B - App IV Metals (Sb, As, Ba, Be, Cd, Cr, Co, Pb, Mo, Se, Tl) + Mg, Na, K, Fe	2320B - Total Alkalinity	7470A - App IV Mercury	9315_Ra226 - Radium-226 (GFPC) - 21 day decay	9320_Ra228 - Radium-228 (GFPC) - 21 day decay	Ra226Ra228_GFPC - Combined Radium 226 and 228				Total Number of containers	Special Instructions/Notes
			Preservation Code:				N	N	D	D	N	D	D	D	D					
SCH-SGWA-4	2/19/26	09 38	G	WG			X	X	X	X	X	X	X	X	X				5	
SCH-AP1-FD-1	2/19/26	-	G	WG			X	X	X	X	X	X	X	X	X				5	
SCH-SGWC-14	2/19/26	10 12	G	WG			X	X	X	X	X	X	X	X	X				5	
SCH-AP1-EB-2	2/19/26	10.45	G	WQ			X	X	X	X	X	X	X	X	X				5	
SCH-SGWC-22	2/19/26	10 00	G	WG			X	X	X	X	X	X	X	X	X				5	
SCH-SGWC-23	2/19/26	11 57	G	WG			X	X	X	X	X	X	X	X	X				5	
SCH-SGWC-8	2/19/26	13 44	G	WG			X	X	X	X	X	X	X	X	X				7	EXTRA RADS
SCH-SGWA-24	2/19/26	14 01	G	WG			X	X	X	X	X	X	X	X	X				5	
SCH-SGWC-6	2/19/26	14 17	G	WG			X	X	X	X	X	X	X	X	X				5	
SCH-SGWA-3	2/19/26	12 17	G	WG			X	X	X	X	X	X	X	X	X				5	
SCH-AP1-FB-1	2/19/26	12.25	G	WQ			X	X	X	X	X	X	X	X	X				5	

Possible Hazard Identification: ☒ Non-Hazard ☐ Flammable ☐ Skin Irritant ☐ Poison B ☐ Unknown ☐ Radiological

Sample Disposal (A fee may be assessed if samples are retained longer than 1 month): ☐ Return To Client ☒ Disposal By Lab ☐ Archive For _____ Months

Deliverable Requested: I, II, III, IV, Other (specify)

Special Instructions/QC Requirements

Empty Kit Relinquished by:	Date	Time	Method of Shipment:

Relinquished by	Date/Time	Company	Received by	Date/Time	Company
[signature]	2/20/26 1505	WSP	[signature]	2.20 26 1505	

Custody Seals Intact: Δ Yes Δ No

Custody Seal No.:

Cooler Temperature(s) °C and Other Remarks: 2.0°, 0.5°, 0.2°, 0.4°, 0.1° CI #2665

4/22/2026 (Rev. 1)

Login Sample Receipt Checklist

Client: Southern Company

Job Number: 705-58411-1

Login Number: 58411
List Number: 1
Creator: Sims, Christion

List Source: Eurofins Atlanta

Question	Answer	Comment
The cooler's custody seal, if present, is intact.	True	
The cooler does not appear to have been compromised or tampered with.	True	
Samples were received on ice.	True	
Cooler Temperature is acceptable.	True	
Cooler Temperature is recorded.	True	
COC present.	True	
COC is filled out in ink and legible.	True	
COC is filled out with all pertinent information.	True	
Sample custody seals, if present, are intact.	True	
Sample collection date/times are provided.	True	
The samples do not appear to have been compromised or tampered with.	True	
Containers are not broken or leaking.	True	
There are no discrepancies between the containers received and the COC.	True	
Sample containers have legible labels.	True	
Appropriate sample containers were rec'd and sufficient volume for all analyses.	True	
Samples are received within Holding Time (excluding tests with immediate HTs).	True	
Containers requiring zero headspace have no headspace or bubble is <6mm (1/4").	True	
Is there sufficient air space in bottle for bacteriological analysis.	N/A	

Definitions/Glossary

Client: Southern Company
Project/Site: CCR - Plant Scherer Ash Pond

Job ID: 705-58411-1

Qualifiers

HPLC/IC

Qualifier	Qualifier Description
F1	MS and/or MSD recovery exceeds control limits.
J	Result is less than the RL but greater than or equal to the MDL and the concentration is an approximate value.

Metals

Qualifier	Qualifier Description
^+	Continuing Calibration Verification (CCV) is outside acceptance limits, high biased.
^2	Calibration Blank (ICB and/or CCB) is outside acceptance limits.
4	MS, MSD: The analyte present in the original sample is greater than 4 times the matrix spike concentration; therefore, control limits are not applicable.
B	Compound was found in the blank and sample.
E	Result exceeded calibration range.
F1	MS and/or MSD recovery exceeds control limits.
J	Result is less than the RL but greater than or equal to the MDL and the concentration is an approximate value.

Glossary

Abbreviation	These commonly used abbreviations may or may not be present in this report.
☼	Listed under the "D" column to designate that the result is reported on a dry weight basis
%R	Percent Recovery
CFL	Contains Free Liquid
CFU	Colony Forming Unit
CNF	Contains No Free Liquid
DER	Duplicate Error Ratio (normalized absolute difference)
Dil Fac	Dilution Factor
DL	Detection Limit (DoD/DOE)
DL, RA, RE, IN	Indicates a Dilution, Re-analysis, Re-extraction, or additional Initial metals/anion analysis of the sample
DLC	Decision Level Concentration (Radiochemistry)
EDL	Estimated Detection Limit (Dioxin)
LOD	Limit of Detection (DoD/DOE)
LOQ	Limit of Quantitation (DoD/DOE)
MCL	EPA recommended "Maximum Contaminant Level"
MDA	Minimum Detectable Activity (Radiochemistry)
MDC	Minimum Detectable Concentration (Radiochemistry)
MDL	Method Detection Limit
ML	Minimum Level (Dioxin)
MPN	Most Probable Number
MQL	Method Quantitation Limit
NC	Not Calculated
ND	Not Detected at the reporting limit (or MDL or EDL if shown)
NEG	Negative / Absent
POS	Positive / Present
PQL	Practical Quantitation Limit
PRES	Presumptive
QC	Quality Control
RER	Relative Error Ratio (Radiochemistry)
RL	Reporting Limit or Requested Limit (Radiochemistry)
RPD	Relative Percent Difference, a measure of the relative difference between two points
TEF	Toxicity Equivalent Factor (Dioxin)
TEQ	Toxicity Equivalent Quotient (Dioxin)
TNTC	Too Numerous To Count

Job Narrative
705-58411-1

Revision 1
The report being provided is a revision of the original report sent on 3/9/2026. The report is being revised in order to correct the Client Sample ID for the FD-1 sample in this submittal.

The analytical test results presented in this report meet all requirements of the associated regulatory program listed on the Accreditation/Certification Summary Page, unless otherwise noted. Data qualifiers and/or narrative comments are included to explain any exceptions, if applicable. Regulated compliance samples (e.g. SDWA, NPDES) must comply with associated agency requirements/permits.

- Matrix-specific batch QC (e.g., MS, MSD, SD) may not be reported when insufficient sample volume is available or when site-specific QC samples are not submitted. In such cases, a Laboratory Control Sample Duplicate (LCSD) may be analyzed to provide precision data for the batch.
- For samples analyzed using surrogate and/or isotope dilution analytes, any recoveries falling outside of established acceptance criteria are re-prepared and/or re-analyzed to confirm results, unless the deviation is due to sample dilution or otherwise explained in the case narrative.

Receipt
The samples were received on 2/20/2026 3:05 PM. Unless otherwise noted below, the samples arrived in good condition, and, where required, properly preserved and on ice. The temperatures of the 5 coolers at receipt time were 0.1°C, 0.2°C, 0.4°C, 0.5°C and 2.0°C.

HPLC/IC
Method 300.0: The matrix spike / matrix spike duplicate (MS/MSD) recoveries and precision for analytical batch 705-116176 were outside control limits. Sample matrix interference and/or non-homogeneity are suspected because the associated laboratory control sample / laboratory sample control duplicate (LCS/LCSD) precision was within acceptance limits.

No additional analytical or quality issues were noted, other than those described above or in the Definitions/ Glossary page.

Metals
Method 6010D: The method blank for preparation batch 705-116068 and analytical batch 705-116655 contained Boron above the method detection limit. This target analyte concentration was less than the reporting limit (RL) in the method blank; therefore, re-extraction and/or re-analysis of samples was not performed.

Method 6020B - Total Recoverable: The method blank for preparation batch 705-116396 and analytical batch 705-116925 contained Thallium above the method detection limit. This target analyte concentration was less than the reporting limit (RL) in the method blank; therefore, re-extraction and/or re-analysis of samples was not performed.

Method 6020B - Total Recoverable: The continuing calibration blank (CCB) for analytical batch 705-116751 contained Potassium above the reporting limit (RL). All reported samples associated with this CCB were either ND for this analyte or contained this analyte at a concentration greater than 10X the value found in the CCB; therefore, re-analysis of samples was not performed.

Method 6020B - Total Recoverable: The continuing calibration verification (CCV) associated with batch 705-116815 recovered above the upper control limit for Arsenic. The samples associated with this CCV were non-detects for the affected analytes; therefore, the data have been reported. The associated samples are:SCH-SGWA-4 (705-58411-1), SCH-AP1-FD1 (705-58411-2), SCH-SGWC-14 (705-58411-3), SCH-AP1-EB-2 (705-58411-4), SCH-SGWC-22 (705-58411-5), SCH-SGWC-23 (705-58411-6), SCH-SGWC-8 (705-58411-7), SCH-SGWA-24 (705-58411-8), (CCV 705-116815/35) and (CCV 705-116815/46).

No additional analytical or quality issues were noted, other than those described above or in the Definitions/ Glossary page.

General Chemistry
No additional analytical or quality issues were noted, other than those described above or in the Definitions/ Glossary page.

Detection Summary

Client: Southern Company
Project/Site: CCR - Plant Scherer Ash Pond

Job ID: 705-58411-1

Client Sample ID: SCH-SGWA-4 — Lab Sample ID: 705-58411-1

Analyte	Result	Qualifier	RL	MDL	Unit	Dil Fac	D	Method	Prep Type
Chloride	1.5		1.0	0.98	mg/L	1		300.0	Total/NA
Fluoride	0.21		0.20	0.081	mg/L	1		300.0	Total/NA
Sulfate	1.2		1.0	0.77	mg/L	1		300.0	Total/NA
Calcium	20		0.10	0.038	mg/L	1		6010D	Total/NA
Barium	0.070		0.010	0.00041	mg/L	1		6020B	Total Recoverable
Chromium	0.0048	J	0.0050	0.0037	mg/L	1		6020B	Total Recoverable
Magnesium	6.9		0.10	0.016	mg/L	1		6020B	Total Recoverable
Potassium	1.7		0.10	0.044	mg/L	1		6020B	Total Recoverable
Sodium	8.7		0.50	0.25	mg/L	1		6020B	Total Recoverable
Total Alkalinity as CaCO3	100		3.0	3.0	mg/L	1		2320B-2011	Total/NA
Bicarbonate Alkalinity as CaCO3	100		3.0	3.0	mg/L	1		2320B-2011	Total/NA
Total Dissolved Solids	120		10	10	mg/L	1		2540C - 2015	Total/NA

Client Sample ID: SCH-AP1-FD-1 — Lab Sample ID: 705-58411-2

Analyte	Result	Qualifier	RL	MDL	Unit	Dil Fac	D	Method	Prep Type
Chloride	1.5		1.0	0.98	mg/L	1		300.0	Total/NA
Fluoride	0.22		0.20	0.081	mg/L	1		300.0	Total/NA
Sulfate	1.2		1.0	0.77	mg/L	1		300.0	Total/NA
Calcium	21		0.10	0.038	mg/L	1		6010D	Total/NA
Barium	0.069		0.010	0.00041	mg/L	1		6020B	Total Recoverable
Chromium	0.0047	J	0.0050	0.0037	mg/L	1		6020B	Total Recoverable
Magnesium	6.9		0.10	0.016	mg/L	1		6020B	Total Recoverable
Potassium	1.7		0.10	0.044	mg/L	1		6020B	Total Recoverable
Sodium	8.7		0.50	0.25	mg/L	1		6020B	Total Recoverable
Total Alkalinity as CaCO3	97		3.0	3.0	mg/L	1		2320B-2011	Total/NA
Bicarbonate Alkalinity as CaCO3	97		3.0	3.0	mg/L	1		2320B-2011	Total/NA
Total Dissolved Solids	120		10	10	mg/L	1		2540C - 2015	Total/NA

Client Sample ID: SCH-SGWC-14 — Lab Sample ID: 705-58411-3

Analyte	Result	Qualifier	RL	MDL	Unit	Dil Fac	D	Method	Prep Type
Chloride	19	F1	1.0	0.98	mg/L	1		300.0	Total/NA
Fluoride	0.14	J F1	0.20	0.081	mg/L	1		300.0	Total/NA
Sulfate	220	F1	10	7.7	mg/L	10		300.0	Total/NA
Boron	1.5	B	0.080	0.026	mg/L	1		6010D	Total/NA
Calcium	30		0.10	0.038	mg/L	1		6010D	Total/NA
Lithium	0.0044	J	0.020	0.0037	mg/L	1		6010D	Total/NA
Barium	0.025		0.010	0.00041	mg/L	1		6020B	Total Recoverable
Cobalt	0.063		0.0050	0.00041	mg/L	1		6020B	Total Recoverable
Iron	0.80		0.10	0.018	mg/L	1		6020B	Total Recoverable

This Detection Summary does not include radiochemical test results.

Detection Summary

Client: Southern Company
Project/Site: CCR - Plant Scherer Ash Pond

Job ID: 705-58411-1

Client Sample ID: SCH-SGWC-14 (Continued) — Lab Sample ID: 705-58411-3

Analyte	Result	Qualifier	RL	MDL	Unit	Dil Fac	D	Method	Prep Type
Magnesium	20		0.10	0.016	mg/L	1		6020B	Total Recoverable
Potassium	2.2		0.10	0.044	mg/L	1		6020B	Total Recoverable
Sodium	63		5.0	2.5	mg/L	10		6020B	Total Recoverable
Total Alkalinity as CaCO3	10		3.0	3.0	mg/L	1		2320B-2011	Total/NA
Bicarbonate Alkalinity as CaCO3	10		3.0	3.0	mg/L	1		2320B-2011	Total/NA
Total Dissolved Solids	370		10	10	mg/L	1		2540C - 2015	Total/NA

Client Sample ID: SCH-AP1-EB-2 — Lab Sample ID: 705-58411-4

Analyte	Result	Qualifier	RL	MDL	Unit	Dil Fac	D	Method	Prep Type
Fluoride	0.27		0.20	0.081	mg/L	1		300.0	Total/NA
Sulfate	0.93	J	1.0	0.77	mg/L	1		300.0	Total/NA

Client Sample ID: SCH-SGWC-22 — Lab Sample ID: 705-58411-5

Analyte	Result	Qualifier	RL	MDL	Unit	Dil Fac	D	Method	Prep Type
Chloride	8.6		1.0	0.98	mg/L	1		300.0	Total/NA
Fluoride	0.19	J	0.20	0.081	mg/L	1		300.0	Total/NA
Sulfate	62		1.0	0.77	mg/L	1		300.0	Total/NA
Boron	0.38	B	0.080	0.026	mg/L	1		6010D	Total/NA
Calcium	22		0.10	0.038	mg/L	1		6010D	Total/NA
Barium	0.062		0.010	0.00041	mg/L	1		6020B	Total Recoverable
Iron	0.071	J	0.10	0.018	mg/L	1		6020B	Total Recoverable
Magnesium	10		0.10	0.016	mg/L	1		6020B	Total Recoverable
Potassium	2.0		0.10	0.044	mg/L	1		6020B	Total Recoverable
Sodium	16		0.50	0.25	mg/L	1		6020B	Total Recoverable
Total Alkalinity as CaCO3	48		3.0	3.0	mg/L	1		2320B-2011	Total/NA
Bicarbonate Alkalinity as CaCO3	48		3.0	3.0	mg/L	1		2320B-2011	Total/NA
Total Dissolved Solids	170		10	10	mg/L	1		2540C - 2015	Total/NA

Client Sample ID: SCH-SGWC-23 — Lab Sample ID: 705-58411-6

Analyte	Result	Qualifier	RL	MDL	Unit	Dil Fac	D	Method	Prep Type
Chloride	7.3		1.0	0.98	mg/L	1		300.0	Total/NA
Fluoride	0.24		0.20	0.081	mg/L	1		300.0	Total/NA
Sulfate	41		1.0	0.77	mg/L	1		300.0	Total/NA
Boron	0.30	B	0.080	0.026	mg/L	1		6010D	Total/NA
Calcium	18		0.10	0.038	mg/L	1		6010D	Total/NA
Lithium	0.0050	J	0.020	0.0037	mg/L	1		6010D	Total/NA
Barium	0.056		0.010	0.00041	mg/L	1		6020B	Total Recoverable
Magnesium	8.7		0.10	0.016	mg/L	1		6020B	Total Recoverable
Potassium	1.3		0.10	0.044	mg/L	1		6020B	Total Recoverable
Sodium	17		0.50	0.25	mg/L	1		6020B	Total Recoverable

This Detection Summary does not include radiochemical test results.

Detection Summary

Client: Southern Company
Project/Site: CCR - Plant Scherer Ash Pond

Job ID: 705-58411-1

Client Sample ID: SCH-SGWC-23 (Continued) — Lab Sample ID: 705-58411-6

Analyte	Result	Qualifier	RL	MDL	Unit	Dil Fac	D	Method	Prep Type
Total Alkalinity as CaCO3	64		3.0	3.0	mg/L	1		2320B-2011	Total/NA
Bicarbonate Alkalinity as CaCO3	64		3.0	3.0	mg/L	1		2320B-2011	Total/NA
Total Dissolved Solids	180		10	10	mg/L	1		2540C - 2015	Total/NA

Client Sample ID: SCH-SGWC-8 — Lab Sample ID: 705-58411-7

Analyte	Result	Qualifier	RL	MDL	Unit	Dil Fac	D	Method	Prep Type
Chloride	15		1.0	0.98	mg/L	1		300.0	Total/NA
Fluoride	0.75		0.20	0.081	mg/L	1		300.0	Total/NA
Sulfate	35		1.0	0.77	mg/L	1		300.0	Total/NA
Calcium	39		0.10	0.038	mg/L	1		6010D	Total/NA
Lithium	0.0045	J	0.020	0.0037	mg/L	1		6010D	Total/NA
Barium	0.14		0.010	0.00041	mg/L	1		6020B	Total Recoverable
Magnesium	23		0.10	0.016	mg/L	1		6020B	Total Recoverable
Potassium	1.1		0.10	0.044	mg/L	1		6020B	Total Recoverable
Sodium	35		0.50	0.25	mg/L	1		6020B	Total Recoverable
Total Alkalinity as CaCO3	190		3.0	3.0	mg/L	1		2320B-2011	Total/NA
Bicarbonate Alkalinity as CaCO3	190		3.0	3.0	mg/L	1		2320B-2011	Total/NA
Total Dissolved Solids	310		10	10	mg/L	1		2540C - 2015	Total/NA

Client Sample ID: SCH-SGWA-24 — Lab Sample ID: 705-58411-8

Analyte	Result	Qualifier	RL	MDL	Unit	Dil Fac	D	Method	Prep Type
Chloride	3.5		1.0	0.98	mg/L	1		300.0	Total/NA
Fluoride	0.17	J	0.20	0.081	mg/L	1		300.0	Total/NA
Sulfate	1.5		1.0	0.77	mg/L	1		300.0	Total/NA
Calcium	18		0.10	0.038	mg/L	1		6010D	Total/NA
Lithium	0.0037	J	0.020	0.0037	mg/L	1		6010D	Total/NA
Barium	0.027		0.010	0.00041	mg/L	1		6020B	Total Recoverable
Chromium	0.0052		0.0050	0.0037	mg/L	1		6020B	Total Recoverable
Iron	0.071	J	0.10	0.018	mg/L	1		6020B	Total Recoverable
Magnesium	8.2		0.10	0.016	mg/L	1		6020B	Total Recoverable
Potassium	0.92		0.10	0.044	mg/L	1		6020B	Total Recoverable
Sodium	7.6		0.50	0.25	mg/L	1		6020B	Total Recoverable
Total Alkalinity as CaCO3	87		3.0	3.0	mg/L	1		2320B-2011	Total/NA
Bicarbonate Alkalinity as CaCO3	87		3.0	3.0	mg/L	1		2320B-2011	Total/NA
Total Dissolved Solids	140		10	10	mg/L	1		2540C - 2015	Total/NA

Client Sample ID: SCH-SGWC-6 — Lab Sample ID: 705-58411-9

Analyte	Result	Qualifier	RL	MDL	Unit	Dil Fac	D	Method	Prep Type
Chloride	3.2		1.0	0.98	mg/L	1		300.0	Total/NA
Fluoride	0.18	J	0.20	0.081	mg/L	1		300.0	Total/NA
Calcium	15		0.10	0.038	mg/L	1		6010D	Total/NA
Lithium	0.0051	J	0.020	0.0037	mg/L	1		6010D	Total/NA

This Detection Summary does not include radiochemical test results.

Detection Summary

Client: Southern Company
Project/Site: CCR - Plant Scherer Ash Pond

Job ID: 705-58411-1

Client Sample ID: SCH-SGWC-6 (Continued) — Lab Sample ID: 705-58411-9

Analyte	Result	Qualifier	RL	MDL	Unit	Dil Fac	D	Method	Prep Type
Barium	0.19		0.010	0.00041	mg/L	1		6020B	Total Recoverable
Iron	3.8		0.10	0.018	mg/L	1		6020B	Total Recoverable
Magnesium	7.1		0.10	0.016	mg/L	1		6020B	Total Recoverable
Potassium	5.1	^2	0.10	0.044	mg/L	1		6020B	Total Recoverable
Sodium	13		0.50	0.25	mg/L	1		6020B	Total Recoverable
Total Alkalinity as CaCO3	88		3.0	3.0	mg/L	1		2320B-2011	Total/NA
Bicarbonate Alkalinity as CaCO3	88		3.0	3.0	mg/L	1		2320B-2011	Total/NA
Total Dissolved Solids	150		10	10	mg/L	1		2540C - 2015	Total/NA

Client Sample ID: SCH-SGWA-3 — Lab Sample ID: 705-58411-10

Analyte	Result	Qualifier	RL	MDL	Unit	Dil Fac	D	Method	Prep Type
Chloride	2.3		1.0	0.98	mg/L	1		300.0	Total/NA
Fluoride	0.081	J	0.20	0.081	mg/L	1		300.0	Total/NA
Calcium	6.3		0.10	0.038	mg/L	1		6010D	Total/NA
Barium	0.036		0.010	0.00041	mg/L	1		6020B	Total Recoverable
Chromium	0.022		0.0050	0.0037	mg/L	1		6020B	Total Recoverable
Iron	0.070	J	0.10	0.018	mg/L	1		6020B	Total Recoverable
Magnesium	4.2		0.10	0.016	mg/L	1		6020B	Total Recoverable
Potassium	1.1		0.10	0.044	mg/L	1		6020B	Total Recoverable
Sodium	3.5		0.50	0.25	mg/L	1		6020B	Total Recoverable
Total Alkalinity as CaCO3	40		3.0	3.0	mg/L	1		2320B-2011	Total/NA
Bicarbonate Alkalinity as CaCO3	40		3.0	3.0	mg/L	1		2320B-2011	Total/NA
Total Dissolved Solids	57		10	10	mg/L	1		2540C - 2015	Total/NA

Client Sample ID: SCH-AP1-FB-1 — Lab Sample ID: 705-58411-11

Analyte	Result	Qualifier	RL	MDL	Unit	Dil Fac	D	Method	Prep Type
Potassium	0.059	J	0.10	0.044	mg/L	1		6020B	Total Recoverable
Total Dissolved Solids	13		10	10	mg/L	1		2540C - 2015	Total/NA

This Detection Summary does not include radiochemical test results.

Client Sample Results

Client: Southern Company
Project/Site: CCR - Plant Scherer Ash Pond

Job ID: 705-58411-1

Client Sample ID: SCH-SGWA-4

Lab Sample ID: 705-58411-1
Matrix: Water

Date Collected: 02/19/26 09:38
Date Received: 02/20/26 15:05

Method: EPA 300.0 - Anions, Ion Chromatography

Analyte	Result	Qualifier	RL	MDL	Unit	D	Prepared	Analyzed	Dil Fac
Chloride	**1.5**		1.0	0.98	mg/L			02/24/26 15:10	1
Fluoride	**0.21**		0.20	0.081	mg/L			02/24/26 15:10	1
Sulfate	**1.2**		1.0	0.77	mg/L			02/24/26 15:10	1

Method: SW846 6010D - Metals (ICP)

Analyte	Result	Qualifier	RL	MDL	Unit	D	Prepared	Analyzed	Dil Fac
Boron	<0.026		0.080	0.026	mg/L		02/24/26 08:22	02/25/26 15:58	1
Calcium	**20**		0.10	0.038	mg/L		02/24/26 08:22	02/25/26 15:58	1
Lithium	<0.0037		0.020	0.0037	mg/L		02/24/26 08:22	02/25/26 15:58	1

Method: SW846 6020B - Metals (ICP/MS) - Total Recoverable

Analyte	Result	Qualifier	RL	MDL	Unit	D	Prepared	Analyzed	Dil Fac
Antimony	<0.0025		0.0050	0.0025	mg/L		02/24/26 16:10	02/25/26 21:27	1
Arsenic	<0.0013	^+	0.0050	0.0013	mg/L		02/24/26 16:10	02/25/26 21:27	1
Barium	**0.070**		0.010	0.00041	mg/L		02/24/26 16:10	02/25/26 21:27	1
Beryllium	<0.00015		0.0010	0.00015	mg/L		02/24/26 16:10	02/25/26 21:27	1
Cadmium	<0.00024		0.00070	0.00024	mg/L		02/24/26 16:10	02/25/26 21:27	1
Chromium	**0.0048**	**J**	0.0050	0.0037	mg/L		02/24/26 16:10	02/25/26 21:27	1
Cobalt	<0.00041		0.0050	0.00041	mg/L		02/24/26 16:10	02/25/26 21:27	1
Iron	<0.018		0.10	0.018	mg/L		02/24/26 16:10	02/25/26 21:27	1
Lead	<0.00086		0.0010	0.00086	mg/L		02/24/26 16:10	02/25/26 21:27	1
Magnesium	**6.9**		0.10	0.016	mg/L		02/24/26 16:10	02/25/26 21:27	1
Molybdenum	<0.00069		0.0050	0.00069	mg/L		02/24/26 16:10	02/25/26 21:27	1
Potassium	**1.7**		0.10	0.044	mg/L		02/24/26 16:10	02/25/26 21:27	1
Selenium	<0.0023		0.0050	0.0023	mg/L		02/24/26 16:10	02/25/26 21:27	1
Sodium	**8.7**		0.50	0.25	mg/L		02/24/26 16:10	02/25/26 21:27	1
Thallium	<0.00019		0.0010	0.00019	mg/L		02/24/26 16:10	02/25/26 21:27	1

Method: SW846 7470A - Mercury (CVAA)

Analyte	Result	Qualifier	RL	MDL	Unit	D	Prepared	Analyzed	Dil Fac
Mercury	<0.00017		0.00020	0.00017	mg/L		03/03/26 10:28	03/03/26 14:40	1

General Chemistry

Analyte	Result	Qualifier	RL	MDL	Unit	D	Prepared	Analyzed	Dil Fac
Total Alkalinity as CaCO3 (SM 2320B-2011)	**100**		3.0	3.0	mg/L			03/05/26 11:30	1
Bicarbonate Alkalinity as CaCO3 (SM 2320B-2011)	**100**		3.0	3.0	mg/L			03/05/26 11:30	1
Carbonate Alkalinity as CaCO3 (SM 2320B-2011)	<3.0		3.0	3.0	mg/L			03/05/26 11:30	1
Total Dissolved Solids (SM 2540C - 2015)	**120**		10	10	mg/L			02/25/26 17:37	1

Client Sample ID: SCH-AP1-FD-1

Lab Sample ID: 705-58411-2
Matrix: Water

Date Collected: 02/19/26 00:00
Date Received: 02/20/26 15:05

Method: EPA 300.0 - Anions, Ion Chromatography

Analyte	Result	Qualifier	RL	MDL	Unit	D	Prepared	Analyzed	Dil Fac
Chloride	**1.5**		1.0	0.98	mg/L			02/24/26 15:21	1
Fluoride	**0.22**		0.20	0.081	mg/L			02/24/26 15:21	1
Sulfate	**1.2**		1.0	0.77	mg/L			02/24/26 15:21	1

Client Sample Results

Client: Southern Company
Project/Site: CCR - Plant Scherer Ash Pond

Job ID: 705-58411-1

Client Sample ID: SCH-AP1-FD-1

Lab Sample ID: 705-58411-2
Matrix: Water
Date Collected: 02/19/26 00:00
Date Received: 02/20/26 15:05

Method: SW846 6010D - Metals (ICP)

Analyte	Result	Qualifier	RL	MDL	Unit	D	Prepared	Analyzed	Dil Fac
Boron	<0.026		0.080	0.026	mg/L		02/24/26 08:22	02/25/26 16:01	1
Calcium	**21**		0.10	0.038	mg/L		02/24/26 08:22	02/25/26 16:01	1
Lithium	<0.0037		0.020	0.0037	mg/L		02/24/26 08:22	02/25/26 16:01	1

Method: SW846 6020B - Metals (ICP/MS) - Total Recoverable

Analyte	Result	Qualifier	RL	MDL	Unit	D	Prepared	Analyzed	Dil Fac
Antimony	<0.0025		0.0050	0.0025	mg/L		02/24/26 16:10	02/25/26 21:29	1
Arsenic	<0.0013	^+	0.0050	0.0013	mg/L		02/24/26 16:10	02/25/26 21:29	1
Barium	**0.069**		0.010	0.00041	mg/L		02/24/26 16:10	02/25/26 21:29	1
Beryllium	<0.00015		0.0010	0.00015	mg/L		02/24/26 16:10	02/25/26 21:29	1
Cadmium	<0.00024		0.00070	0.00024	mg/L		02/24/26 16:10	02/25/26 21:29	1
Chromium	**0.0047**	**J**	0.0050	0.0037	mg/L		02/24/26 16:10	02/25/26 21:29	1
Cobalt	<0.00041		0.0050	0.00041	mg/L		02/24/26 16:10	02/25/26 21:29	1
Iron	<0.018		0.10	0.018	mg/L		02/24/26 16:10	02/25/26 21:29	1
Lead	<0.00086		0.0010	0.00086	mg/L		02/24/26 16:10	02/25/26 21:29	1
Magnesium	**6.9**		0.10	0.016	mg/L		02/24/26 16:10	02/25/26 21:29	1
Molybdenum	<0.00069		0.0050	0.00069	mg/L		02/24/26 16:10	02/25/26 21:29	1
Potassium	**1.7**		0.10	0.044	mg/L		02/24/26 16:10	02/25/26 21:29	1
Selenium	<0.0023		0.0050	0.0023	mg/L		02/24/26 16:10	02/25/26 21:29	1
Sodium	**8.7**		0.50	0.25	mg/L		02/24/26 16:10	02/25/26 21:29	1
Thallium	<0.00019		0.0010	0.00019	mg/L		02/24/26 16:10	02/25/26 21:29	1

Method: SW846 7470A - Mercury (CVAA)

Analyte	Result	Qualifier	RL	MDL	Unit	D	Prepared	Analyzed	Dil Fac
Mercury	<0.00017		0.00020	0.00017	mg/L		03/03/26 10:28	03/03/26 14:44	1

General Chemistry

Analyte	Result	Qualifier	RL	MDL	Unit	D	Prepared	Analyzed	Dil Fac
Total Alkalinity as CaCO3 (SM 2320B-2011)	**97**		3.0	3.0	mg/L			03/05/26 11:30	1
Bicarbonate Alkalinity as CaCO3 (SM 2320B-2011)	**97**		3.0	3.0	mg/L			03/05/26 11:30	1
Carbonate Alkalinity as CaCO3 (SM 2320B-2011)	<3.0		3.0	3.0	mg/L			03/05/26 11:30	1
Total Dissolved Solids (SM 2540C - 2015)	**120**		10	10	mg/L			02/25/26 17:37	1

Client Sample ID: SCH-SGWC-14

Lab Sample ID: 705-58411-3
Matrix: Water
Date Collected: 02/19/26 10:12
Date Received: 02/20/26 15:05

Method: EPA 300.0 - Anions, Ion Chromatography

Analyte	Result	Qualifier	RL	MDL	Unit	D	Prepared	Analyzed	Dil Fac
Chloride	**19**	**F1**	1.0	0.98	mg/L			02/24/26 11:45	1
Fluoride	**0.14**	**J F1**	0.20	0.081	mg/L			02/24/26 11:45	1
Sulfate	**220**	**F1**	10	7.7	mg/L			02/24/26 17:03	10

Method: SW846 6010D - Metals (ICP)

Analyte	Result	Qualifier	RL	MDL	Unit	D	Prepared	Analyzed	Dil Fac
Boron	**1.5**	**B**	0.080	0.026	mg/L		02/24/26 08:22	02/25/26 16:04	1
Calcium	**30**		0.10	0.038	mg/L		02/24/26 08:22	02/25/26 16:04	1
Lithium	**0.0044**	**J**	0.020	0.0037	mg/L		02/24/26 08:22	02/25/26 16:04	1

Client Sample Results

Client: Southern Company
Project/Site: CCR - Plant Scherer Ash Pond

Job ID: 705-58411-1

Client Sample ID: SCH-SGWC-14

Lab Sample ID: 705-58411-3
Matrix: Water
Date Collected: 02/19/26 10:12
Date Received: 02/20/26 15:05

Method: SW846 6020B - Metals (ICP/MS) - Total Recoverable

Analyte	Result	Qualifier	RL	MDL	Unit	D	Prepared	Analyzed	Dil Fac
Antimony	<0.0025		0.0050	0.0025	mg/L		02/24/26 16:10	02/25/26 21:32	1
Arsenic	<0.0013	^+	0.0050	0.0013	mg/L		02/24/26 16:10	02/25/26 21:32	1
Barium	**0.025**		0.010	0.00041	mg/L		02/24/26 16:10	02/25/26 21:32	1
Beryllium	<0.00015		0.0010	0.00015	mg/L		02/24/26 16:10	02/25/26 21:32	1
Cadmium	<0.00024		0.00070	0.00024	mg/L		02/24/26 16:10	02/25/26 21:32	1
Chromium	<0.0037		0.0050	0.0037	mg/L		02/24/26 16:10	02/25/26 21:32	1
Cobalt	**0.063**		0.0050	0.00041	mg/L		02/24/26 16:10	02/25/26 21:32	1
Iron	**0.80**		0.10	0.018	mg/L		02/24/26 16:10	02/25/26 21:32	1
Lead	<0.00086		0.0010	0.00086	mg/L		02/24/26 16:10	02/25/26 21:32	1
Magnesium	**20**		0.10	0.016	mg/L		02/24/26 16:10	02/25/26 21:32	1
Molybdenum	<0.00069		0.0050	0.00069	mg/L		02/24/26 16:10	02/25/26 21:32	1
Potassium	**2.2**		0.10	0.044	mg/L		02/24/26 16:10	02/25/26 21:32	1
Selenium	<0.0023		0.0050	0.0023	mg/L		02/24/26 16:10	02/25/26 21:32	1
Sodium	**63**		5.0	2.5	mg/L		02/24/26 16:10	02/26/26 17:12	10
Thallium	<0.00019		0.0010	0.00019	mg/L		02/24/26 16:10	02/25/26 21:32	1

Method: SW846 7470A - Mercury (CVAA)

Analyte	Result	Qualifier	RL	MDL	Unit	D	Prepared	Analyzed	Dil Fac
Mercury	<0.00017		0.00020	0.00017	mg/L		03/03/26 10:28	03/03/26 14:47	1

General Chemistry

Analyte	Result	Qualifier	RL	MDL	Unit	D	Prepared	Analyzed	Dil Fac
Total Alkalinity as CaCO3 (SM 2320B-2011)	**10**		3.0	3.0	mg/L			03/05/26 11:30	1
Bicarbonate Alkalinity as CaCO3 (SM 2320B-2011)	**10**		3.0	3.0	mg/L			03/05/26 11:30	1
Carbonate Alkalinity as CaCO3 (SM 2320B-2011)	<3.0		3.0	3.0	mg/L			03/05/26 11:30	1
Total Dissolved Solids (SM 2540C - 2015)	**370**		10	10	mg/L			02/25/26 17:37	1

Client Sample ID: SCH-AP1-EB-2

Lab Sample ID: 705-58411-4
Matrix: Water
Date Collected: 02/19/26 10:45
Date Received: 02/20/26 15:05

Method: EPA 300.0 - Anions, Ion Chromatography

Analyte	Result	Qualifier	RL	MDL	Unit	D	Prepared	Analyzed	Dil Fac
Chloride	<0.98		1.0	0.98	mg/L			02/24/26 22:21	1
Fluoride	**0.27**		0.20	0.081	mg/L			02/24/26 22:21	1
Sulfate	**0.93**	**J**	1.0	0.77	mg/L			02/24/26 22:21	1

Method: SW846 6010D - Metals (ICP)

Analyte	Result	Qualifier	RL	MDL	Unit	D	Prepared	Analyzed	Dil Fac
Boron	<0.026		0.080	0.026	mg/L		02/24/26 08:22	02/25/26 15:29	1
Calcium	<0.038		0.10	0.038	mg/L		02/24/26 08:22	02/25/26 15:29	1
Lithium	<0.0037		0.020	0.0037	mg/L		02/24/26 08:22	02/25/26 15:29	1

Method: SW846 6020B - Metals (ICP/MS) - Total Recoverable

Analyte	Result	Qualifier	RL	MDL	Unit	D	Prepared	Analyzed	Dil Fac
Antimony	<0.0025		0.0050	0.0025	mg/L		02/24/26 16:10	02/25/26 21:35	1
Arsenic	<0.0013	^+	0.0050	0.0013	mg/L		02/24/26 16:10	02/25/26 21:35	1
Barium	<0.00041		0.010	0.00041	mg/L		02/24/26 16:10	02/25/26 21:35	1

Client Sample ID: SCH-AP1-EB-2

Lab Sample ID: 705-58411-4
Matrix: Water
Date Collected: 02/19/26 10:45
Date Received: 02/20/26 15:05

Method: SW846 6020B - Metals (ICP/MS) - Total Recoverable (Continued)

Analyte	Result	Qualifier	RL	MDL	Unit	D	Prepared	Analyzed	Dil Fac
Beryllium	<0.00015		0.0010	0.00015	mg/L		02/24/26 16:10	02/25/26 21:35	1
Cadmium	<0.00024		0.00070	0.00024	mg/L		02/24/26 16:10	02/25/26 21:35	1
Chromium	<0.0037		0.0050	0.0037	mg/L		02/24/26 16:10	02/25/26 21:35	1
Cobalt	<0.00041		0.0050	0.00041	mg/L		02/24/26 16:10	02/25/26 21:35	1
Iron	<0.018		0.10	0.018	mg/L		02/24/26 16:10	02/25/26 21:35	1
Lead	<0.00086		0.0010	0.00086	mg/L		02/24/26 16:10	02/25/26 21:35	1
Magnesium	<0.016		0.10	0.016	mg/L		02/24/26 16:10	02/25/26 21:35	1
Molybdenum	<0.00069		0.0050	0.00069	mg/L		02/24/26 16:10	02/25/26 21:35	1
Potassium	<0.044		0.10	0.044	mg/L		02/24/26 16:10	02/25/26 21:35	1
Selenium	<0.0023		0.0050	0.0023	mg/L		02/24/26 16:10	02/25/26 21:35	1
Sodium	<0.25		0.50	0.25	mg/L		02/24/26 16:10	02/25/26 21:35	1
Thallium	<0.00019		0.0010	0.00019	mg/L		02/24/26 16:10	02/25/26 21:35	1

Method: SW846 7470A - Mercury (CVAA)

Analyte	Result	Qualifier	RL	MDL	Unit	D	Prepared	Analyzed	Dil Fac
Mercury	<0.00017		0.00020	0.00017	mg/L		03/03/26 10:28	03/03/26 15:01	1

General Chemistry

Analyte	Result	Qualifier	RL	MDL	Unit	D	Prepared	Analyzed	Dil Fac
Total Alkalinity as CaCO3 (SM 2320B-2011)	<3.0		3.0	3.0	mg/L			03/05/26 11:30	1
Bicarbonate Alkalinity as CaCO3 (SM 2320B-2011)	<3.0		3.0	3.0	mg/L			03/05/26 11:30	1
Carbonate Alkalinity as CaCO3 (SM 2320B-2011)	<3.0		3.0	3.0	mg/L			03/05/26 11:30	1
Total Dissolved Solids (SM 2540C - 2015)	<10		10	10	mg/L			02/25/26 17:37	1

Client Sample ID: SCH-SGWC-22

Lab Sample ID: 705-58411-5
Matrix: Water
Date Collected: 02/19/26 10:00
Date Received: 02/20/26 15:05

Method: EPA 300.0 - Anions, Ion Chromatography

Analyte	Result	Qualifier	RL	MDL	Unit	D	Prepared	Analyzed	Dil Fac
Chloride	**8.6**		1.0	0.98	mg/L			02/24/26 23:07	1
Fluoride	**0.19**	**J**	0.20	0.081	mg/L			02/24/26 23:07	1
Sulfate	**62**		1.0	0.77	mg/L			02/25/26 21:04	1

Method: SW846 6010D - Metals (ICP)

Analyte	Result	Qualifier	RL	MDL	Unit	D	Prepared	Analyzed	Dil Fac
Boron	**0.38**	**B**	0.080	0.026	mg/L		02/24/26 08:22	02/25/26 16:13	1
Calcium	**22**		0.10	0.038	mg/L		02/24/26 08:22	02/25/26 16:13	1
Lithium	<0.0037		0.020	0.0037	mg/L		02/24/26 08:22	02/25/26 16:13	1

Method: SW846 6020B - Metals (ICP/MS) - Total Recoverable

Analyte	Result	Qualifier	RL	MDL	Unit	D	Prepared	Analyzed	Dil Fac
Antimony	<0.0025		0.0050	0.0025	mg/L		02/24/26 16:10	02/25/26 21:37	1
Arsenic	<0.0013	^+	0.0050	0.0013	mg/L		02/24/26 16:10	02/25/26 21:37	1
Barium	**0.062**		0.010	0.00041	mg/L		02/24/26 16:10	02/25/26 21:37	1
Beryllium	<0.00015		0.0010	0.00015	mg/L		02/24/26 16:10	02/25/26 21:37	1
Cadmium	<0.00024		0.00070	0.00024	mg/L		02/24/26 16:10	02/25/26 21:37	1
Chromium	<0.0037		0.0050	0.0037	mg/L		02/24/26 16:10	02/25/26 21:37	1

Client Sample ID: SCH-SGWC-22

Lab Sample ID: 705-58411-5
Matrix: Water

Date Collected: 02/19/26 10:00
Date Received: 02/20/26 15:05

Method: SW846 6020B - Metals (ICP/MS) - Total Recoverable (Continued)

Analyte	Result	Qualifier	RL	MDL	Unit	D	Prepared	Analyzed	Dil Fac
Cobalt	<0.00041		0.0050	0.00041	mg/L		02/24/26 16:10	02/25/26 21:37	1
Iron	**0.071**	**J**	0.10	0.018	mg/L		02/24/26 16:10	02/25/26 21:37	1
Lead	<0.00086		0.0010	0.00086	mg/L		02/24/26 16:10	02/25/26 21:37	1
Magnesium	**10**		0.10	0.016	mg/L		02/24/26 16:10	02/25/26 21:37	1
Molybdenum	<0.00069		0.0050	0.00069	mg/L		02/24/26 16:10	02/25/26 21:37	1
Potassium	**2.0**		0.10	0.044	mg/L		02/24/26 16:10	02/25/26 21:37	1
Selenium	<0.0023		0.0050	0.0023	mg/L		02/24/26 16:10	02/25/26 21:37	1
Sodium	**16**		0.50	0.25	mg/L		02/24/26 16:10	02/25/26 21:37	1
Thallium	<0.00019		0.0010	0.00019	mg/L		02/24/26 16:10	02/25/26 21:37	1

Method: SW846 7470A - Mercury (CVAA)

Analyte	Result	Qualifier	RL	MDL	Unit	D	Prepared	Analyzed	Dil Fac
Mercury	<0.00017		0.00020	0.00017	mg/L		03/03/26 10:28	03/03/26 15:05	1

General Chemistry

Analyte	Result	Qualifier	RL	MDL	Unit	D	Prepared	Analyzed	Dil Fac
Total Alkalinity as CaCO3 (SM 2320B-2011)	**48**		3.0	3.0	mg/L			03/05/26 11:30	1
Bicarbonate Alkalinity as CaCO3 (SM 2320B-2011)	**48**		3.0	3.0	mg/L			03/05/26 11:30	1
Carbonate Alkalinity as CaCO3 (SM 2320B-2011)	<3.0		3.0	3.0	mg/L			03/05/26 11:30	1
Total Dissolved Solids (SM 2540C - 2015)	**170**		10	10	mg/L			02/25/26 17:37	1

Client Sample ID: SCH-SGWC-23

Lab Sample ID: 705-58411-6
Matrix: Water

Date Collected: 02/19/26 11:57
Date Received: 02/20/26 15:05

Method: EPA 300.0 - Anions, Ion Chromatography

Analyte	Result	Qualifier	RL	MDL	Unit	D	Prepared	Analyzed	Dil Fac
Chloride	**7.3**		1.0	0.98	mg/L			02/24/26 23:18	1
Fluoride	**0.24**		0.20	0.081	mg/L			02/24/26 23:18	1
Sulfate	**41**		1.0	0.77	mg/L			02/24/26 23:18	1

Method: SW846 6010D - Metals (ICP)

Analyte	Result	Qualifier	RL	MDL	Unit	D	Prepared	Analyzed	Dil Fac
Boron	**0.30**	**B**	0.080	0.026	mg/L		02/24/26 08:22	02/25/26 16:16	1
Calcium	**18**		0.10	0.038	mg/L		02/24/26 08:22	02/25/26 16:16	1
Lithium	**0.0050**	**J**	0.020	0.0037	mg/L		02/24/26 08:22	02/25/26 16:16	1

Method: SW846 6020B - Metals (ICP/MS) - Total Recoverable

Analyte	Result	Qualifier	RL	MDL	Unit	D	Prepared	Analyzed	Dil Fac
Antimony	<0.0025		0.0050	0.0025	mg/L		02/24/26 16:10	02/25/26 21:40	1
Arsenic	<0.0013	^+	0.0050	0.0013	mg/L		02/24/26 16:10	02/25/26 21:40	1
Barium	**0.056**		0.010	0.00041	mg/L		02/24/26 16:10	02/25/26 21:40	1
Beryllium	<0.00015		0.0010	0.00015	mg/L		02/24/26 16:10	02/25/26 21:40	1
Cadmium	<0.00024		0.00070	0.00024	mg/L		02/24/26 16:10	02/25/26 21:40	1
Chromium	<0.0037		0.0050	0.0037	mg/L		02/24/26 16:10	02/25/26 21:40	1
Cobalt	<0.00041		0.0050	0.00041	mg/L		02/24/26 16:10	02/25/26 21:40	1
Iron	<0.018		0.10	0.018	mg/L		02/24/26 16:10	02/25/26 21:40	1
Lead	<0.00086		0.0010	0.00086	mg/L		02/24/26 16:10	02/25/26 21:40	1

Client Sample Results

Client: Southern Company
Project/Site: CCR - Plant Scherer Ash Pond

Job ID: 705-58411-1

Client Sample ID: SCH-SGWC-23

Lab Sample ID: 705-58411-6
Matrix: Water

Date Collected: 02/19/26 11:57
Date Received: 02/20/26 15:05

Method: SW846 6020B - Metals (ICP/MS) - Total Recoverable (Continued)

Analyte	Result	Qualifier	RL	MDL	Unit	D	Prepared	Analyzed	Dil Fac
Magnesium	**8.7**		0.10	0.016	mg/L		02/24/26 16:10	02/25/26 21:40	1
Molybdenum	<0.00069		0.0050	0.00069	mg/L		02/24/26 16:10	02/25/26 21:40	1
Potassium	**1.3**		0.10	0.044	mg/L		02/24/26 16:10	02/25/26 21:40	1
Selenium	<0.0023		0.0050	0.0023	mg/L		02/24/26 16:10	02/25/26 21:40	1
Sodium	**17**		0.50	0.25	mg/L		02/24/26 16:10	02/25/26 21:40	1
Thallium	<0.00019		0.0010	0.00019	mg/L		02/24/26 16:10	02/25/26 21:40	1

Method: SW846 7470A - Mercury (CVAA)

Analyte	Result	Qualifier	RL	MDL	Unit	D	Prepared	Analyzed	Dil Fac
Mercury	<0.00017		0.00020	0.00017	mg/L		03/03/26 10:28	03/03/26 15:08	1

General Chemistry

Analyte	Result	Qualifier	RL	MDL	Unit	D	Prepared	Analyzed	Dil Fac
Total Alkalinity as CaCO3 (SM 2320B-2011)	**64**		3.0	3.0	mg/L			03/05/26 11:30	1
Bicarbonate Alkalinity as CaCO3 (SM 2320B-2011)	**64**		3.0	3.0	mg/L			03/05/26 11:30	1
Carbonate Alkalinity as CaCO3 (SM 2320B-2011)	<3.0		3.0	3.0	mg/L			03/05/26 11:30	1
Total Dissolved Solids (SM 2540C - 2015)	**180**		10	10	mg/L			02/25/26 17:37	1

Client Sample ID: SCH-SGWC-8

Lab Sample ID: 705-58411-7
Matrix: Water

Date Collected: 02/19/26 13:44
Date Received: 02/20/26 15:05

Method: EPA 300.0 - Anions, Ion Chromatography

Analyte	Result	Qualifier	RL	MDL	Unit	D	Prepared	Analyzed	Dil Fac
Chloride	**15**		1.0	0.98	mg/L			02/24/26 23:29	1
Fluoride	**0.75**		0.20	0.081	mg/L			02/24/26 23:29	1
Sulfate	**35**		1.0	0.77	mg/L			02/24/26 23:29	1

Method: SW846 6010D - Metals (ICP)

Analyte	Result	Qualifier	RL	MDL	Unit	D	Prepared	Analyzed	Dil Fac
Boron	<0.026		0.080	0.026	mg/L		02/24/26 08:22	02/25/26 16:19	1
Calcium	**39**		0.10	0.038	mg/L		02/24/26 08:22	02/25/26 16:19	1
Lithium	**0.0045**	**J**	0.020	0.0037	mg/L		02/24/26 08:22	02/25/26 16:19	1

Method: SW846 6020B - Metals (ICP/MS) - Total Recoverable

Analyte	Result	Qualifier	RL	MDL	Unit	D	Prepared	Analyzed	Dil Fac
Antimony	<0.0025		0.0050	0.0025	mg/L		02/24/26 16:10	02/25/26 21:43	1
Arsenic	<0.0013	^+	0.0050	0.0013	mg/L		02/24/26 16:10	02/25/26 21:43	1
Barium	**0.14**		0.010	0.00041	mg/L		02/24/26 16:10	02/25/26 21:43	1
Beryllium	<0.00015		0.0010	0.00015	mg/L		02/24/26 16:10	02/25/26 21:43	1
Cadmium	<0.00024		0.00070	0.00024	mg/L		02/24/26 16:10	02/25/26 21:43	1
Chromium	<0.0037		0.0050	0.0037	mg/L		02/24/26 16:10	02/25/26 21:43	1
Cobalt	<0.00041		0.0050	0.00041	mg/L		02/24/26 16:10	02/25/26 21:43	1
Iron	<0.018		0.10	0.018	mg/L		02/24/26 16:10	02/25/26 21:43	1
Lead	<0.00086		0.0010	0.00086	mg/L		02/24/26 16:10	02/25/26 21:43	1
Magnesium	**23**		0.10	0.016	mg/L		02/24/26 16:10	02/25/26 21:43	1
Molybdenum	<0.00069		0.0050	0.00069	mg/L		02/24/26 16:10	02/25/26 21:43	1
Potassium	**1.1**		0.10	0.044	mg/L		02/24/26 16:10	02/25/26 21:43	1

Client Sample Results

Client: Southern Company
Project/Site: CCR - Plant Scherer Ash Pond

Job ID: 705-58411-1

Client Sample ID: SCH-SGWC-8

Lab Sample ID: 705-58411-7
Matrix: Water
Date Collected: 02/19/26 13:44
Date Received: 02/20/26 15:05

Method: SW846 6020B - Metals (ICP/MS) - Total Recoverable (Continued)

Analyte	Result	Qualifier	RL	MDL	Unit	D	Prepared	Analyzed	Dil Fac
Selenium	<0.0023		0.0050	0.0023	mg/L		02/24/26 16:10	02/25/26 21:43	1
Sodium	**35**		0.50	0.25	mg/L		02/24/26 16:10	02/25/26 21:43	1
Thallium	<0.00019		0.0010	0.00019	mg/L		02/24/26 16:10	02/25/26 21:43	1

Method: SW846 7470A - Mercury (CVAA)

Analyte	Result	Qualifier	RL	MDL	Unit	D	Prepared	Analyzed	Dil Fac
Mercury	<0.00017		0.00020	0.00017	mg/L		03/03/26 10:28	03/03/26 15:11	1

General Chemistry

Analyte	Result	Qualifier	RL	MDL	Unit	D	Prepared	Analyzed	Dil Fac
Total Alkalinity as CaCO3 (SM 2320B-2011)	**190**		3.0	3.0	mg/L			03/05/26 11:30	1
Bicarbonate Alkalinity as CaCO3 (SM 2320B-2011)	**190**		3.0	3.0	mg/L			03/05/26 11:30	1
Carbonate Alkalinity as CaCO3 (SM 2320B-2011)	<3.0		3.0	3.0	mg/L			03/05/26 11:30	1
Total Dissolved Solids (SM 2540C - 2015)	**310**		10	10	mg/L			02/25/26 17:37	1

Client Sample ID: SCH-SGWA-24

Lab Sample ID: 705-58411-8
Matrix: Water
Date Collected: 02/19/26 14:01
Date Received: 02/20/26 15:05

Method: EPA 300.0 - Anions, Ion Chromatography

Analyte	Result	Qualifier	RL	MDL	Unit	D	Prepared	Analyzed	Dil Fac
Chloride	**3.5**		1.0	0.98	mg/L			02/24/26 23:41	1
Fluoride	**0.17**	**J**	0.20	0.081	mg/L			02/24/26 23:41	1
Sulfate	**1.5**		1.0	0.77	mg/L			02/24/26 23:41	1

Method: SW846 6010D - Metals (ICP)

Analyte	Result	Qualifier	RL	MDL	Unit	D	Prepared	Analyzed	Dil Fac
Boron	<0.026		0.080	0.026	mg/L		02/24/26 08:22	02/25/26 16:22	1
Calcium	**18**		0.10	0.038	mg/L		02/24/26 08:22	02/25/26 16:22	1
Lithium	**0.0037**	**J**	0.020	0.0037	mg/L		02/24/26 08:22	02/25/26 16:22	1

Method: SW846 6020B - Metals (ICP/MS) - Total Recoverable

Analyte	Result	Qualifier	RL	MDL	Unit	D	Prepared	Analyzed	Dil Fac
Antimony	<0.0025		0.0050	0.0025	mg/L		02/24/26 16:10	02/25/26 21:45	1
Arsenic	<0.0013	^+	0.0050	0.0013	mg/L		02/24/26 16:10	02/25/26 21:45	1
Barium	**0.027**		0.010	0.00041	mg/L		02/24/26 16:10	02/25/26 21:45	1
Beryllium	<0.00015		0.0010	0.00015	mg/L		02/24/26 16:10	02/25/26 21:45	1
Cadmium	<0.00024		0.00070	0.00024	mg/L		02/24/26 16:10	02/25/26 21:45	1
Chromium	**0.0052**		0.0050	0.0037	mg/L		02/24/26 16:10	02/25/26 21:45	1
Cobalt	<0.00041		0.0050	0.00041	mg/L		02/24/26 16:10	02/25/26 21:45	1
Iron	**0.071**	**J**	0.10	0.018	mg/L		02/24/26 16:10	02/25/26 21:45	1
Lead	<0.00086		0.0010	0.00086	mg/L		02/24/26 16:10	02/25/26 21:45	1
Magnesium	**8.2**		0.10	0.016	mg/L		02/24/26 16:10	02/25/26 21:45	1
Molybdenum	<0.00069		0.0050	0.00069	mg/L		02/24/26 16:10	02/25/26 21:45	1
Potassium	**0.92**		0.10	0.044	mg/L		02/24/26 16:10	02/25/26 21:45	1
Selenium	<0.0023		0.0050	0.0023	mg/L		02/24/26 16:10	02/25/26 21:45	1
Sodium	**7.6**		0.50	0.25	mg/L		02/24/26 16:10	02/25/26 21:45	1
Thallium	<0.00019		0.0010	0.00019	mg/L		02/24/26 16:10	02/25/26 21:45	1

Client Sample Results

Client: Southern Company
Project/Site: CCR - Plant Scherer Ash Pond

Job ID: 705-58411-1

Client Sample ID: SCH-SGWA-24

Lab Sample ID: 705-58411-8
Matrix: Water
Date Collected: 02/19/26 14:01
Date Received: 02/20/26 15:05

Method: SW846 7470A - Mercury (CVAA)

Analyte	Result	Qualifier	RL	MDL	Unit	D	Prepared	Analyzed	Dil Fac
Mercury	<0.00017		0.00020	0.00017	mg/L		03/03/26 10:28	03/03/26 15:15	1

General Chemistry

Analyte	Result	Qualifier	RL	MDL	Unit	D	Prepared	Analyzed	Dil Fac
Total Alkalinity as CaCO3 (SM 2320B-2011)	**87**		3.0	3.0	mg/L			03/05/26 11:30	1
Bicarbonate Alkalinity as CaCO3 (SM 2320B-2011)	**87**		3.0	3.0	mg/L			03/05/26 11:30	1
Carbonate Alkalinity as CaCO3 (SM 2320B-2011)	<3.0		3.0	3.0	mg/L			03/05/26 11:30	1
Total Dissolved Solids (SM 2540C - 2015)	**140**		10	10	mg/L			02/25/26 17:37	1

Client Sample ID: SCH-SGWC-6

Lab Sample ID: 705-58411-9
Matrix: Water
Date Collected: 02/19/26 14:17
Date Received: 02/20/26 15:05

Method: EPA 300.0 - Anions, Ion Chromatography

Analyte	Result	Qualifier	RL	MDL	Unit	D	Prepared	Analyzed	Dil Fac
Chloride	**3.2**		1.0	0.98	mg/L			02/26/26 11:46	1
Fluoride	**0.18**	**J**	0.20	0.081	mg/L			02/26/26 11:46	1
Sulfate	<0.77		1.0	0.77	mg/L			02/26/26 11:46	1

Method: SW846 6010D - Metals (ICP)

Analyte	Result	Qualifier	RL	MDL	Unit	D	Prepared	Analyzed	Dil Fac
Boron	<0.026		0.080	0.026	mg/L		02/24/26 08:22	02/25/26 16:25	1
Calcium	**15**		0.10	0.038	mg/L		02/24/26 08:22	02/25/26 16:25	1
Lithium	**0.0051**	**J**	0.020	0.0037	mg/L		02/24/26 08:22	02/25/26 16:25	1

Method: SW846 6020B - Metals (ICP/MS) - Total Recoverable

Analyte	Result	Qualifier	RL	MDL	Unit	D	Prepared	Analyzed	Dil Fac
Antimony	<0.0025		0.0050	0.0025	mg/L		02/25/26 10:35	02/26/26 05:03	1
Arsenic	<0.0013		0.0050	0.0013	mg/L		02/25/26 10:35	02/26/26 05:03	1
Barium	**0.19**		0.010	0.00041	mg/L		02/25/26 10:35	02/26/26 05:03	1
Beryllium	<0.00015		0.0010	0.00015	mg/L		02/25/26 10:35	02/26/26 05:03	1
Cadmium	<0.00024		0.00070	0.00024	mg/L		02/25/26 10:35	02/26/26 05:03	1
Chromium	<0.0037		0.0050	0.0037	mg/L		02/25/26 10:35	02/26/26 05:03	1
Cobalt	<0.00041		0.0050	0.00041	mg/L		02/25/26 10:35	02/26/26 05:03	1
Iron	**3.8**		0.10	0.018	mg/L		02/25/26 10:35	02/26/26 05:03	1
Lead	<0.00086		0.0010	0.00086	mg/L		02/25/26 10:35	02/26/26 05:03	1
Magnesium	**7.1**		0.10	0.016	mg/L		02/25/26 10:35	02/26/26 05:03	1
Molybdenum	<0.00069		0.0050	0.00069	mg/L		02/25/26 10:35	02/26/26 05:03	1
Potassium	**5.1**	**^2**	0.10	0.044	mg/L		02/25/26 10:35	02/26/26 05:03	1
Selenium	<0.0023		0.0050	0.0023	mg/L		02/25/26 10:35	02/26/26 05:03	1
Sodium	**13**		0.50	0.25	mg/L		02/25/26 10:35	02/26/26 15:44	1
Thallium	<0.00019		0.0010	0.00019	mg/L		02/25/26 10:35	02/26/26 15:44	1

Method: SW846 7470A - Mercury (CVAA)

Analyte	Result	Qualifier	RL	MDL	Unit	D	Prepared	Analyzed	Dil Fac
Mercury	<0.00017		0.00020	0.00017	mg/L		03/03/26 10:28	03/03/26 15:18	1

Client Sample Results

Client: Southern Company
Project/Site: CCR - Plant Scherer Ash Pond

Job ID: 705-58411-1

Client Sample ID: SCH-SGWC-6

Lab Sample ID: 705-58411-9
Matrix: Water

Date Collected: 02/19/26 14:17
Date Received: 02/20/26 15:05

General Chemistry

Analyte	Result	Qualifier	RL	MDL	Unit	D	Prepared	Analyzed	Dil Fac
Total Alkalinity as CaCO3 (SM 2320B-2011)	88		3.0	3.0	mg/L			03/05/26 11:30	1
Bicarbonate Alkalinity as CaCO3 (SM 2320B-2011)	88		3.0	3.0	mg/L			03/05/26 11:30	1
Carbonate Alkalinity as CaCO3 (SM 2320B-2011)	<3.0		3.0	3.0	mg/L			03/05/26 11:30	1
Total Dissolved Solids (SM 2540C - 2015)	150		10	10	mg/L			02/25/26 17:37	1

Client Sample ID: SCH-SGWA-3

Lab Sample ID: 705-58411-10
Matrix: Water

Date Collected: 02/19/26 12:17
Date Received: 02/20/26 15:05

Method: EPA 300.0 - Anions, Ion Chromatography

Analyte	Result	Qualifier	RL	MDL	Unit	D	Prepared	Analyzed	Dil Fac
Chloride	2.3		1.0	0.98	mg/L			02/26/26 11:57	1
Fluoride	0.081	J	0.20	0.081	mg/L			02/26/26 11:57	1
Sulfate	<0.77		1.0	0.77	mg/L			02/26/26 11:57	1

Method: SW846 6010D - Metals (ICP)

Analyte	Result	Qualifier	RL	MDL	Unit	D	Prepared	Analyzed	Dil Fac
Boron	<0.026		0.080	0.026	mg/L		02/24/26 08:22	02/25/26 16:28	1
Calcium	6.3		0.10	0.038	mg/L		02/24/26 08:22	02/25/26 16:28	1
Lithium	<0.0037		0.020	0.0037	mg/L		02/24/26 08:22	02/25/26 16:28	1

Method: SW846 6020B - Metals (ICP/MS) - Total Recoverable

Analyte	Result	Qualifier	RL	MDL	Unit	D	Prepared	Analyzed	Dil Fac
Antimony	<0.0025		0.0050	0.0025	mg/L		02/25/26 10:35	02/26/26 05:27	1
Arsenic	<0.0013		0.0050	0.0013	mg/L		02/25/26 10:35	02/26/26 05:27	1
Barium	0.036		0.010	0.00041	mg/L		02/25/26 10:35	02/26/26 05:27	1
Beryllium	<0.00015		0.0010	0.00015	mg/L		02/25/26 10:35	02/26/26 05:27	1
Cadmium	<0.00024		0.00070	0.00024	mg/L		02/25/26 10:35	02/26/26 05:27	1
Chromium	0.022		0.0050	0.0037	mg/L		02/25/26 10:35	02/26/26 05:27	1
Cobalt	<0.00041		0.0050	0.00041	mg/L		02/25/26 10:35	02/26/26 05:27	1
Iron	0.070	J	0.10	0.018	mg/L		02/25/26 10:35	02/26/26 05:27	1
Lead	<0.00086		0.0010	0.00086	mg/L		02/25/26 10:35	02/26/26 05:27	1
Magnesium	4.2		0.10	0.016	mg/L		02/25/26 10:35	02/26/26 05:27	1
Molybdenum	<0.00069		0.0050	0.00069	mg/L		02/25/26 10:35	02/26/26 05:27	1
Potassium	1.1		0.10	0.044	mg/L		02/25/26 10:35	02/26/26 15:46	1
Selenium	<0.0023		0.0050	0.0023	mg/L		02/25/26 10:35	02/26/26 05:27	1
Sodium	3.5		0.50	0.25	mg/L		02/25/26 10:35	02/26/26 15:46	1
Thallium	<0.00019		0.0010	0.00019	mg/L		02/25/26 10:35	02/26/26 15:46	1

Method: SW846 7470A - Mercury (CVAA)

Analyte	Result	Qualifier	RL	MDL	Unit	D	Prepared	Analyzed	Dil Fac
Mercury	<0.00017		0.00020	0.00017	mg/L		03/03/26 10:28	03/03/26 15:22	1

General Chemistry

Analyte	Result	Qualifier	RL	MDL	Unit	D	Prepared	Analyzed	Dil Fac
Total Alkalinity as CaCO3 (SM 2320B-2011)	40		3.0	3.0	mg/L			03/05/26 11:30	1

Client Sample Results

Client: Southern Company
Project/Site: CCR - Plant Scherer Ash Pond

Job ID: 705-58411-1

Client Sample ID: SCH-SGWA-3

Lab Sample ID: 705-58411-10
Date Collected: 02/19/26 12:17
Matrix: Water
Date Received: 02/20/26 15:05

General Chemistry (Continued)

Analyte	Result	Qualifier	RL	MDL	Unit	D	Prepared	Analyzed	Dil Fac
Bicarbonate Alkalinity as CaCO3 (SM 2320B-2011)	**40**		3.0	3.0	mg/L			03/05/26 11:30	1
Carbonate Alkalinity as CaCO3 (SM 2320B-2011)	<3.0		3.0	3.0	mg/L			03/05/26 11:30	1
Total Dissolved Solids (SM 2540C - 2015)	**57**		10	10	mg/L			02/25/26 17:37	1

Client Sample ID: SCH-AP1-FB-1

Lab Sample ID: 705-58411-11
Date Collected: 02/19/26 12:25
Matrix: Water
Date Received: 02/20/26 15:05

Method: EPA 300.0 - Anions, Ion Chromatography

Analyte	Result	Qualifier	RL	MDL	Unit	D	Prepared	Analyzed	Dil Fac
Chloride	<0.98		1.0	0.98	mg/L			02/26/26 12:08	1
Fluoride	<0.081		0.20	0.081	mg/L			02/26/26 12:08	1
Sulfate	<0.77		1.0	0.77	mg/L			02/26/26 12:08	1

Method: SW846 6010D - Metals (ICP)

Analyte	Result	Qualifier	RL	MDL	Unit	D	Prepared	Analyzed	Dil Fac
Boron	<0.026		0.080	0.026	mg/L		02/24/26 08:22	02/25/26 16:31	1
Calcium	<0.038		0.10	0.038	mg/L		02/24/26 08:22	02/25/26 16:31	1
Lithium	<0.0037		0.020	0.0037	mg/L		02/24/26 08:22	02/25/26 16:31	1

Method: SW846 6020B - Metals (ICP/MS) - Total Recoverable

Analyte	Result	Qualifier	RL	MDL	Unit	D	Prepared	Analyzed	Dil Fac
Antimony	<0.0025		0.0050	0.0025	mg/L		02/25/26 10:35	02/26/26 05:51	1
Arsenic	<0.0013		0.0050	0.0013	mg/L		02/25/26 10:35	02/26/26 05:51	1
Barium	<0.00041		0.010	0.00041	mg/L		02/25/26 10:35	02/26/26 05:51	1
Beryllium	<0.00015		0.0010	0.00015	mg/L		02/25/26 10:35	02/26/26 05:51	1
Cadmium	<0.00024		0.00070	0.00024	mg/L		02/25/26 10:35	02/26/26 05:51	1
Chromium	<0.0037		0.0050	0.0037	mg/L		02/25/26 10:35	02/26/26 05:51	1
Cobalt	<0.00041		0.0050	0.00041	mg/L		02/25/26 10:35	02/26/26 05:51	1
Iron	<0.018		0.10	0.018	mg/L		02/25/26 10:35	02/26/26 05:51	1
Lead	<0.00086		0.0010	0.00086	mg/L		02/25/26 10:35	02/26/26 05:51	1
Magnesium	<0.016		0.10	0.016	mg/L		02/25/26 10:35	02/26/26 05:51	1
Molybdenum	<0.00069		0.0050	0.00069	mg/L		02/25/26 10:35	02/26/26 05:51	1
Potassium	**0.059**	**J**	0.10	0.044	mg/L		02/25/26 10:35	02/26/26 05:51	1
Selenium	<0.0023		0.0050	0.0023	mg/L		02/25/26 10:35	02/26/26 05:51	1
Sodium	<0.25		0.50	0.25	mg/L		02/25/26 10:35	02/26/26 15:49	1
Thallium	<0.00019		0.0010	0.00019	mg/L		02/25/26 10:35	02/26/26 15:49	1

Method: SW846 7470A - Mercury (CVAA)

Analyte	Result	Qualifier	RL	MDL	Unit	D	Prepared	Analyzed	Dil Fac
Mercury	<0.00017		0.00020	0.00017	mg/L		03/03/26 10:28	03/03/26 15:25	1

General Chemistry

Analyte	Result	Qualifier	RL	MDL	Unit	D	Prepared	Analyzed	Dil Fac
Total Alkalinity as CaCO3 (SM 2320B-2011)	<3.0		3.0	3.0	mg/L			03/05/26 11:30	1
Bicarbonate Alkalinity as CaCO3 (SM 2320B-2011)	<3.0		3.0	3.0	mg/L			03/05/26 11:30	1

Client Sample Results

Client: Southern Company
Project/Site: CCR - Plant Scherer Ash Pond

Job ID: 705-58411-1

Client Sample ID: SCH-AP1-FB-1

Lab Sample ID: 705-58411-11

Date Collected: 02/19/26 12:25
Date Received: 02/20/26 15:05

Matrix: Water

General Chemistry (Continued)

Analyte	Result	Qualifier	RL	MDL	Unit	D	Prepared	Analyzed	Dil Fac
Carbonate Alkalinity as CaCO3 (SM 2320B-2011)	<3.0		3.0	3.0	mg/L			03/05/26 11:30	1
Total Dissolved Solids (SM 2540C - 2015)	**13**		10	10	mg/L			02/25/26 17:37	1

Method Summary

Client: Southern Company
Project/Site: CCR - Plant Scherer Ash Pond

Job ID: 705-58411-1

Method	Method Description	Protocol	Laboratory
300.0	Anions, Ion Chromatography	EPA	EET ATL
6010D	Metals (ICP)	SW846	EET ATL
6020B	Metals (ICP/MS)	SW846	EET ATL
7470A	Mercury (CVAA)	SW846	EET ATL
2320B-2011	Alkalinity, Total	SM	EET ATL
2540C - 2015	Total Dissolved Solids (Dried at 180 °C)	SM	EET ATL
3005A	Preparation, Total Recoverable or Dissolved Metals	SW846	EET ATL
3010A	Preparation, Total Metals	SW846	EET ATL
7470A	Preparation, Mercury	SW846	EET ATL

Protocol References:

EPA = US Environmental Protection Agency

SM = "Standard Methods For The Examination Of Water And Wastewater"

SW846 = "Test Methods For Evaluating Solid Waste, Physical/Chemical Methods", Third Edition, November 1986 And Its Updates.

Laboratory References:

EET ATL = Eurofins Atlanta, 3080 Presidential Dr, Atlanta, GA 30340, TEL (770)457-8177

Lab Chronicle

Client: Southern Company
Project/Site: CCR - Plant Scherer Ash Pond

Job ID: 705-58411-1

Client Sample ID: SCH-SGWA-4

Lab Sample ID: 705-58411-1
Date Collected: 02/19/26 09:38
Matrix: Water
Date Received: 02/20/26 15:05

Prep Type	Batch Type	Batch Method	Run	Dilution Factor	Batch Number	Analyst	Lab	Prepared or Analyzed
Total/NA	Analysis	300.0		1	116176	MS	EET ATL	02/24/26 15:10
Total/NA	Prep	3010A			116068	SA	EET ATL	02/24/26 08:22
Total/NA	Analysis	6010D		1	116655	DS	EET ATL	02/25/26 15:58
Total Recoverable	Prep	3005A			116280	TR	EET ATL	02/24/26 16:10
Total Recoverable	Analysis	6020B		1	116815	TT	EET ATL	02/25/26 21:27
Total/NA	Prep	7470A			117571	GR	EET ATL	03/03/26 10:28
Total/NA	Analysis	7470A		1	117814	GR	EET ATL	03/03/26 14:40
Total/NA	Analysis	2320B-2011		1	118312	AH	EET ATL	03/05/26 11:30
Total/NA	Analysis	2540C - 2015		1	116616	AGA	EET ATL	02/25/26 17:37

Client Sample ID: SCH-AP1-FD-1

Lab Sample ID: 705-58411-2
Date Collected: 02/19/26 00:00
Matrix: Water
Date Received: 02/20/26 15:05

Prep Type	Batch Type	Batch Method	Run	Dilution Factor	Batch Number	Analyst	Lab	Prepared or Analyzed
Total/NA	Analysis	300.0		1	116176	MS	EET ATL	02/24/26 15:21
Total/NA	Prep	3010A			116068	SA	EET ATL	02/24/26 08:22
Total/NA	Analysis	6010D		1	116655	DS	EET ATL	02/25/26 16:01
Total Recoverable	Prep	3005A			116280	TR	EET ATL	02/24/26 16:10
Total Recoverable	Analysis	6020B		1	116815	TT	EET ATL	02/25/26 21:29
Total/NA	Prep	7470A			117571	GR	EET ATL	03/03/26 10:28
Total/NA	Analysis	7470A		1	117814	GR	EET ATL	03/03/26 14:44
Total/NA	Analysis	2320B-2011		1	118312	AH	EET ATL	03/05/26 11:30
Total/NA	Analysis	2540C - 2015		1	116616	AGA	EET ATL	02/25/26 17:37

Client Sample ID: SCH-SGWC-14

Lab Sample ID: 705-58411-3
Date Collected: 02/19/26 10:12
Matrix: Water
Date Received: 02/20/26 15:05

Prep Type	Batch Type	Batch Method	Run	Dilution Factor	Batch Number	Analyst	Lab	Prepared or Analyzed
Total/NA	Analysis	300.0		1	116176	MS	EET ATL	02/24/26 11:45
Total/NA	Analysis	300.0		10	116176	MS	EET ATL	02/24/26 17:03
Total/NA	Prep	3010A			116068	SA	EET ATL	02/24/26 08:22
Total/NA	Analysis	6010D		1	116655	DS	EET ATL	02/25/26 16:04
Total Recoverable	Prep	3005A			116280	TR	EET ATL	02/24/26 16:10
Total Recoverable	Analysis	6020B		1	116815	TT	EET ATL	02/25/26 21:32
Total Recoverable	Prep	3005A			116280	TR	EET ATL	02/24/26 16:10
Total Recoverable	Analysis	6020B		10	116921	TT	EET ATL	02/26/26 17:12
Total/NA	Prep	7470A			117571	GR	EET ATL	03/03/26 10:28
Total/NA	Analysis	7470A		1	117814	GR	EET ATL	03/03/26 14:47
Total/NA	Analysis	2320B-2011		1	118387	AH	EET ATL	03/05/26 11:30
Total/NA	Analysis	2540C - 2015		1	116616	AGA	EET ATL	02/25/26 17:37

Lab Chronicle

Client: Southern Company
Project/Site: CCR - Plant Scherer Ash Pond

Job ID: 705-58411-1

Client Sample ID: SCH-AP1-EB-2

Lab Sample ID: 705-58411-4
Date Collected: 02/19/26 10:45
Matrix: Water
Date Received: 02/20/26 15:05

Prep Type	Batch Type	Batch Method	Run	Dilution Factor	Batch Number	Analyst	Lab	Prepared or Analyzed
Total/NA	Analysis	300.0		1	116176	MS	EET ATL	02/24/26 22:21
Total/NA	Prep	3010A			116068	SA	EET ATL	02/24/26 08:22
Total/NA	Analysis	6010D		1	116655	DS	EET ATL	02/25/26 15:29
Total Recoverable	Prep	3005A			116280	TR	EET ATL	02/24/26 16:10
Total Recoverable	Analysis	6020B		1	116815	TT	EET ATL	02/25/26 21:35
Total/NA	Prep	7470A			117571	GR	EET ATL	03/03/26 10:28
Total/NA	Analysis	7470A		1	117814	GR	EET ATL	03/03/26 15:01
Total/NA	Analysis	2320B-2011		1	118387	AH	EET ATL	03/05/26 11:30
Total/NA	Analysis	2540C - 2015		1	116616	AGA	EET ATL	02/25/26 17:37

Client Sample ID: SCH-SGWC-22

Lab Sample ID: 705-58411-5
Date Collected: 02/19/26 10:00
Matrix: Water
Date Received: 02/20/26 15:05

Prep Type	Batch Type	Batch Method	Run	Dilution Factor	Batch Number	Analyst	Lab	Prepared or Analyzed
Total/NA	Analysis	300.0		1	116176	MS	EET ATL	02/24/26 23:07
Total/NA	Analysis	300.0		1	116429	MS	EET ATL 2	02/25/26 21:04
Total/NA	Prep	3010A			116068	SA	EET ATL	02/24/26 08:22
Total/NA	Analysis	6010D		1	116655	DS	EET ATL	02/25/26 16:13
Total Recoverable	Prep	3005A			116280	TR	EET ATL	02/24/26 16:10
Total Recoverable	Analysis	6020B		1	116815	TT	EET ATL	02/25/26 21:37
Total/NA	Prep	7470A			117571	GR	EET ATL	03/03/26 10:28
Total/NA	Analysis	7470A		1	117814	GR	EET ATL	03/03/26 15:05
Total/NA	Analysis	2320B-2011		1	118312	AH	EET ATL	03/05/26 11:30
Total/NA	Analysis	2540C - 2015		1	116616	AGA	EET ATL	02/25/26 17:37

Client Sample ID: SCH-SGWC-23

Lab Sample ID: 705-58411-6
Date Collected: 02/19/26 11:57
Matrix: Water
Date Received: 02/20/26 15:05

Prep Type	Batch Type	Batch Method	Run	Dilution Factor	Batch Number	Analyst	Lab	Prepared or Analyzed
Total/NA	Analysis	300.0		1	116176	MS	EET ATL	02/24/26 23:18
Total/NA	Prep	3010A			116068	SA	EET ATL	02/24/26 08:22
Total/NA	Analysis	6010D		1	116655	DS	EET ATL	02/25/26 16:16
Total Recoverable	Prep	3005A			116280	TR	EET ATL	02/24/26 16:10
Total Recoverable	Analysis	6020B		1	116815	TT	EET ATL	02/25/26 21:40
Total/NA	Prep	7470A			117571	GR	EET ATL	03/03/26 10:28
Total/NA	Analysis	7470A		1	117814	GR	EET ATL	03/03/26 15:08
Total/NA	Analysis	2320B-2011		1	118312	AH	EET ATL	03/05/26 11:30
Total/NA	Analysis	2540C - 2015		1	116616	AGA	EET ATL	02/25/26 17:37

Lab Chronicle

Client: Southern Company
Project/Site: CCR - Plant Scherer Ash Pond

Job ID: 705-58411-1

Client Sample ID: SCH-SGWC-8

Lab Sample ID: 705-58411-7
Date Collected: 02/19/26 13:44
Matrix: Water
Date Received: 02/20/26 15:05

Prep Type	Batch Type	Batch Method	Run	Dilution Factor	Batch Number	Analyst	Lab	Prepared or Analyzed
Total/NA	Analysis	300.0		1	116176	MS	EET ATL	02/24/26 23:29
Total/NA	Prep	3010A			116068	SA	EET ATL	02/24/26 08:22
Total/NA	Analysis	6010D		1	116655	DS	EET ATL	02/25/26 16:19
Total Recoverable	Prep	3005A			116280	TR	EET ATL	02/24/26 16:10
Total Recoverable	Analysis	6020B		1	116815	TT	EET ATL	02/25/26 21:43
Total/NA	Prep	7470A			117571	GR	EET ATL	03/03/26 10:28
Total/NA	Analysis	7470A		1	117814	GR	EET ATL	03/03/26 15:11
Total/NA	Analysis	2320B-2011		1	118312	AH	EET ATL	03/05/26 11:30
Total/NA	Analysis	2540C - 2015		1	116616	AGA	EET ATL	02/25/26 17:37

Client Sample ID: SCH-SGWA-24

Lab Sample ID: 705-58411-8
Date Collected: 02/19/26 14:01
Matrix: Water
Date Received: 02/20/26 15:05

Prep Type	Batch Type	Batch Method	Run	Dilution Factor	Batch Number	Analyst	Lab	Prepared or Analyzed
Total/NA	Analysis	300.0		1	116176	MS	EET ATL	02/24/26 23:41
Total/NA	Prep	3010A			116068	SA	EET ATL	02/24/26 08:22
Total/NA	Analysis	6010D		1	116655	DS	EET ATL	02/25/26 16:22
Total Recoverable	Prep	3005A			116280	TR	EET ATL	02/24/26 16:10
Total Recoverable	Analysis	6020B		1	116815	TT	EET ATL	02/25/26 21:45
Total/NA	Prep	7470A			117571	GR	EET ATL	03/03/26 10:28
Total/NA	Analysis	7470A		1	117814	GR	EET ATL	03/03/26 15:15
Total/NA	Analysis	2320B-2011		1	118312	AH	EET ATL	03/05/26 11:30
Total/NA	Analysis	2540C - 2015		1	116616	AGA	EET ATL	02/25/26 17:37

Client Sample ID: SCH-SGWC-6

Lab Sample ID: 705-58411-9
Date Collected: 02/19/26 14:17
Matrix: Water
Date Received: 02/20/26 15:05

Prep Type	Batch Type	Batch Method	Run	Dilution Factor	Batch Number	Analyst	Lab	Prepared or Analyzed
Total/NA	Analysis	300.0		1	116803	MS	EET ATL	02/26/26 11:46
Total/NA	Prep	3010A			116068	SA	EET ATL	02/24/26 08:22
Total/NA	Analysis	6010D		1	116655	DS	EET ATL	02/25/26 16:25
Total Recoverable	Prep	3005A			116396	BR	EET ATL	02/25/26 10:35
Total Recoverable	Analysis	6020B		1	116751	IF	EET ATL	02/26/26 05:03
Total Recoverable	Prep	3005A			116396	BR	EET ATL	02/25/26 10:35
Total Recoverable	Analysis	6020B		1	116925	IF	EET ATL	02/26/26 15:44
Total/NA	Prep	7470A			117571	GR	EET ATL	03/03/26 10:28
Total/NA	Analysis	7470A		1	117814	GR	EET ATL	03/03/26 15:18
Total/NA	Analysis	2320B-2011		1	118312	AH	EET ATL	03/05/26 11:30
Total/NA	Analysis	2540C - 2015		1	116616	AGA	EET ATL	02/25/26 17:37

Lab Chronicle

Client: Southern Company
Project/Site: CCR - Plant Scherer Ash Pond

Job ID: 705-58411-1

Client Sample ID: SCH-SGWA-3

Lab Sample ID: 705-58411-10
Date Collected: 02/19/26 12:17
Matrix: Water
Date Received: 02/20/26 15:05

Prep Type	Batch Type	Batch Method	Run	Dilution Factor	Batch Number	Analyst	Lab	Prepared or Analyzed
Total/NA	Analysis	300.0		1	116803	MS	EET ATL	02/26/26 11:57
Total/NA	Prep	3010A			116068	SA	EET ATL	02/24/26 08:22
Total/NA	Analysis	6010D		1	116655	DS	EET ATL	02/25/26 16:28
Total Recoverable	Prep	3005A			116396	BR	EET ATL	02/25/26 10:35
Total Recoverable	Analysis	6020B		1	116751	IF	EET ATL	02/26/26 05:27
Total Recoverable	Prep	3005A			116396	BR	EET ATL	02/25/26 10:35
Total Recoverable	Analysis	6020B		1	116925	IF	EET ATL	02/26/26 15:46
Total/NA	Prep	7470A			117571	GR	EET ATL	03/03/26 10:28
Total/NA	Analysis	7470A		1	117814	GR	EET ATL	03/03/26 15:22
Total/NA	Analysis	2320B-2011		1	118312	AH	EET ATL	03/05/26 11:30
Total/NA	Analysis	2540C - 2015		1	116616	AGA	EET ATL	02/25/26 17:37

Client Sample ID: SCH-AP1-FB-1

Lab Sample ID: 705-58411-11
Date Collected: 02/19/26 12:25
Matrix: Water
Date Received: 02/20/26 15:05

Prep Type	Batch Type	Batch Method	Run	Dilution Factor	Batch Number	Analyst	Lab	Prepared or Analyzed
Total/NA	Analysis	300.0		1	116803	MS	EET ATL	02/26/26 12:08
Total/NA	Prep	3010A			116068	SA	EET ATL	02/24/26 08:22
Total/NA	Analysis	6010D		1	116655	DS	EET ATL	02/25/26 16:31
Total Recoverable	Prep	3005A			116396	BR	EET ATL	02/25/26 10:35
Total Recoverable	Analysis	6020B		1	116751	IF	EET ATL	02/26/26 05:51
Total Recoverable	Prep	3005A			116396	BR	EET ATL	02/25/26 10:35
Total Recoverable	Analysis	6020B		1	116925	IF	EET ATL	02/26/26 15:49
Total/NA	Prep	7470A			117571	GR	EET ATL	03/03/26 10:28
Total/NA	Analysis	7470A		1	117814	GR	EET ATL	03/03/26 15:25
Total/NA	Analysis	2320B-2011		1	118387	AH	EET ATL	03/05/26 11:30
Total/NA	Analysis	2540C - 2015		1	116616	AGA	EET ATL	02/25/26 17:37

Laboratory References:

EET ATL = Eurofins Atlanta, 3080 Presidential Dr, Atlanta, GA 30340, TEL (770)457-8177

QC Sample Results

Client: Southern Company
Project/Site: CCR - Plant Scherer Ash Pond

Job ID: 705-58411-1

Method: 300.0 - Anions, Ion Chromatography

Lab Sample ID: MB 705-116176/3
Matrix: Water
Analysis Batch: 116176

Client Sample ID: Method Blank
Prep Type: Total/NA

Analyte	MB Result	MB Qualifier	RL	MDL	Unit	D	Prepared	Analyzed	Dil Fac
Chloride	<0.98		1.0	0.98	mg/L			02/24/26 11:23	1
Fluoride	<0.081		0.20	0.081	mg/L			02/24/26 11:23	1
Sulfate	<0.77		1.0	0.77	mg/L			02/24/26 11:23	1

Lab Sample ID: MB 705-116176/70
Matrix: Water
Analysis Batch: 116176

Client Sample ID: Method Blank
Prep Type: Total/NA

Analyte	MB Result	MB Qualifier	RL	MDL	Unit	D	Prepared	Analyzed	Dil Fac
Chloride	<0.98		1.0	0.98	mg/L			02/24/26 18:12	1
Fluoride	<0.081		0.20	0.081	mg/L			02/24/26 18:12	1
Sulfate	<0.77		1.0	0.77	mg/L			02/24/26 18:12	1

Lab Sample ID: LCS 705-116176/4
Matrix: Water
Analysis Batch: 116176

Client Sample ID: Lab Control Sample
Prep Type: Total/NA

Analyte	Spike Added	LCS Result	LCS Qualifier	Unit	D	%Rec	%Rec Limits
Chloride	10.0	9.46		mg/L		95	90 - 110
Fluoride	5.00	4.51		mg/L		90	90 - 110
Sulfate	25.0	25.4		mg/L		102	90 - 110

Lab Sample ID: LCS 705-116176/71
Matrix: Water
Analysis Batch: 116176

Client Sample ID: Lab Control Sample
Prep Type: Total/NA

Analyte	Spike Added	LCS Result	LCS Qualifier	Unit	D	%Rec	%Rec Limits
Chloride	10.0	10.1		mg/L		101	90 - 110
Fluoride	5.00	4.89		mg/L		98	90 - 110
Sulfate	25.0	26.3		mg/L		105	90 - 110

Lab Sample ID: 705-58411-3 MS
Matrix: Water
Analysis Batch: 116176

Client Sample ID: SCH-SGWC-14
Prep Type: Total/NA

Analyte	Sample Result	Sample Qualifier	Spike Added	MS Result	MS Qualifier	Unit	D	%Rec	%Rec Limits
Chloride	19	F1	10.0	27.0	F1	mg/L		85	90 - 110
Fluoride	0.14	J F1	5.00	4.33	F1	mg/L		84	90 - 110

Lab Sample ID: 705-58411-3 MS
Matrix: Water
Analysis Batch: 116176

Client Sample ID: SCH-SGWC-14
Prep Type: Total/NA

Analyte	Sample Result	Sample Qualifier	Spike Added	MS Result	MS Qualifier	Unit	D	%Rec	%Rec Limits
Sulfate	220	F1	250	235	F1	mg/L		6	90 - 110

Method: 300.0 - Anions, Ion Chromatography (Continued)

Lab Sample ID: 705-58411-3 MSD — **Client Sample ID: SCH-SGWC-14**
Matrix: Water — **Prep Type: Total/NA**
Analysis Batch: 116176

Analyte	Sample Result	Sample Qualifier	Spike Added	MSD Result	MSD Qualifier	Unit	D	%Rec	%Rec Limits	RPD	RPD Limit
Chloride	19	F1	10.0	27.2	F1	mg/L		87	90 - 110	1	20
Fluoride	0.14	J F1	5.00	4.44	F1	mg/L		86	90 - 110	3	20

Lab Sample ID: 705-58411-3 MSD — **Client Sample ID: SCH-SGWC-14**
Matrix: Water — **Prep Type: Total/NA**
Analysis Batch: 116176

Analyte	Sample Result	Sample Qualifier	Spike Added	MSD Result	MSD Qualifier	Unit	D	%Rec	%Rec Limits	RPD	RPD Limit
Sulfate	220	F1	250	241	F1	mg/L		8	90 - 110	3	20

Lab Sample ID: 705-58421-B-1 MS — **Client Sample ID: Matrix Spike**
Matrix: Water — **Prep Type: Total/NA**
Analysis Batch: 116176

Analyte	Sample Result	Sample Qualifier	Spike Added	MS Result	MS Qualifier	Unit	D	%Rec	%Rec Limits
Chloride	4.4		10.0	14.4		mg/L		100	90 - 110
Fluoride	<0.081		5.00	4.63		mg/L		93	90 - 110
Sulfate	2.1		25.0	25.9		mg/L		95	90 - 110

Lab Sample ID: 705-58421-B-1 MSD — **Client Sample ID: Matrix Spike Duplicate**
Matrix: Water — **Prep Type: Total/NA**
Analysis Batch: 116176

Analyte	Sample Result	Sample Qualifier	Spike Added	MSD Result	MSD Qualifier	Unit	D	%Rec	%Rec Limits	RPD	RPD Limit
Chloride	4.4		10.0	14.3		mg/L		99	90 - 110	1	20
Fluoride	<0.081		5.00	4.77		mg/L		95	90 - 110	3	20
Sulfate	2.1		25.0	26.1		mg/L		96	90 - 110	1	20

Lab Sample ID: MB 705-116429/47 — **Client Sample ID: Method Blank**
Matrix: Water — **Prep Type: Total/NA**
Analysis Batch: 116429

Analyte	MB Result	MB Qualifier	RL	MDL	Unit	D	Prepared	Analyzed	Dil Fac
Chloride	<0.98		1.0	0.98	mg/L			02/25/26 15:41	1
Fluoride	<0.081		0.20	0.081	mg/L			02/25/26 15:41	1
Sulfate	<0.77		1.0	0.77	mg/L			02/25/26 15:41	1

Lab Sample ID: LCS 705-116429/48 — **Client Sample ID: Lab Control Sample**
Matrix: Water — **Prep Type: Total/NA**
Analysis Batch: 116429

Analyte	Spike Added	LCS Result	LCS Qualifier	Unit	D	%Rec	%Rec Limits
Chloride	10.0	10.2		mg/L		102	90 - 110
Fluoride	5.00	5.07		mg/L		101	90 - 110
Sulfate	25.0	25.1		mg/L		101	90 - 110

Method: 300.0 - Anions, Ion Chromatography (Continued)

Lab Sample ID: 705-58583-A-1 MS
Matrix: Water
Analysis Batch: 116429

Client Sample ID: Matrix Spike
Prep Type: Total/NA

Analyte	Sample Result	Sample Qualifier	Spike Added	MS Result	MS Qualifier	Unit	D	%Rec	%Rec Limits		
Chloride	16	F1	10.0	29.3	F1	mg/L		131	90 - 110		
Fluoride	0.21		5.00	5.06		mg/L		97	90 - 110		
Sulfate	2.3		25.0	27.4		mg/L		100	90 - 110		

Lab Sample ID: 705-58583-A-1 MSD
Matrix: Water
Analysis Batch: 116429

Client Sample ID: Matrix Spike Duplicate
Prep Type: Total/NA

Analyte	Sample Result	Sample Qualifier	Spike Added	MSD Result	MSD Qualifier	Unit	D	%Rec	%Rec Limits	RPD	RPD Limit
Chloride	16	F1	10.0	28.9	F1	mg/L		127	90 - 110	1	20
Fluoride	0.21		5.00	5.14		mg/L		99	90 - 110	2	20
Sulfate	2.3		25.0	26.9		mg/L		99	90 - 110	2	20

Lab Sample ID: MB 705-116803/3
Matrix: Water
Analysis Batch: 116803

Client Sample ID: Method Blank
Prep Type: Total/NA

Analyte	MB Result	MB Qualifier	RL	MDL	Unit	D	Prepared	Analyzed	Dil Fac
Chloride	<0.98		1.0	0.98	mg/L			02/26/26 11:12	1
Fluoride	<0.081		0.20	0.081	mg/L			02/26/26 11:12	1
Sulfate	<0.77		1.0	0.77	mg/L			02/26/26 11:12	1

Lab Sample ID: LCS 705-116803/4
Matrix: Water
Analysis Batch: 116803

Client Sample ID: Lab Control Sample
Prep Type: Total/NA

Analyte	Spike Added	LCS Result	LCS Qualifier	Unit	D	%Rec	%Rec Limits		
Chloride	10.0	9.92		mg/L		99	90 - 110		
Fluoride	5.00	4.85		mg/L		97	90 - 110		
Sulfate	25.0	23.7		mg/L		95	90 - 110		

Lab Sample ID: 705-58761-D-8 MS
Matrix: Water
Analysis Batch: 116803

Client Sample ID: Matrix Spike
Prep Type: Total/NA

Analyte	Sample Result	Sample Qualifier	Spike Added	MS Result	MS Qualifier	Unit	D	%Rec	%Rec Limits		
Chloride	8.6		10.0	17.6		mg/L		90	90 - 110		
Fluoride	0.14	J	5.00	4.94		mg/L		96	90 - 110		
Sulfate	2.4		25.0	26.2		mg/L		95	90 - 110		

Lab Sample ID: 705-58761-D-8 MSD
Matrix: Water
Analysis Batch: 116803

Client Sample ID: Matrix Spike Duplicate
Prep Type: Total/NA

Analyte	Sample Result	Sample Qualifier	Spike Added	MSD Result	MSD Qualifier	Unit	D	%Rec	%Rec Limits	RPD	RPD Limit
Chloride	8.6		10.0	17.7		mg/L		90	90 - 110	0	20
Fluoride	0.14	J	5.00	5.15		mg/L		100	90 - 110	4	20
Sulfate	2.4		25.0	27.0		mg/L		98	90 - 110	3	20

QC Sample Results

Client: Southern Company
Project/Site: CCR - Plant Scherer Ash Pond

Job ID: 705-58411-1

Method: 6010D - Metals (ICP)

Lab Sample ID: MB 705-116068/1-A
Matrix: Water
Analysis Batch: 116655

Client Sample ID: Method Blank
Prep Type: Total/NA
Prep Batch: 116068

Analyte	MB Result	MB Qualifier	RL	MDL	Unit	D	Prepared	Analyzed	Dil Fac
Boron	0.0317	J	0.080	0.026	mg/L		02/24/26 08:22	02/25/26 15:23	1
Calcium	<0.038		0.10	0.038	mg/L		02/24/26 08:22	02/25/26 15:23	1
Lithium	<0.0037		0.020	0.0037	mg/L		02/24/26 08:22	02/25/26 15:23	1

Lab Sample ID: LCS 705-116068/2-A
Matrix: Water
Analysis Batch: 116655

Client Sample ID: Lab Control Sample
Prep Type: Total/NA
Prep Batch: 116068

Analyte	Spike Added	LCS Result	LCS Qualifier	Unit	D	%Rec	%Rec Limits
Boron	1.00	1.04		mg/L		104	80 - 120
Calcium	10.0	10.7		mg/L		107	80 - 120
Lithium	1.00	0.946		mg/L		95	80 - 120

Lab Sample ID: 705-58411-4 MS
Matrix: Water
Analysis Batch: 116655

Client Sample ID: SCH-AP1-EB-2
Prep Type: Total/NA
Prep Batch: 116068

Analyte	Sample Result	Sample Qualifier	Spike Added	MS Result	MS Qualifier	Unit	D	%Rec	%Rec Limits
Boron	<0.026		1.00	1.03		mg/L		103	75 - 125
Calcium	<0.038		10.0	10.6		mg/L		106	75 - 125
Lithium	<0.0037		1.00	0.939		mg/L		94	75 - 125

Lab Sample ID: 705-58411-4 MSD
Matrix: Water
Analysis Batch: 116655

Client Sample ID: SCH-AP1-EB-2
Prep Type: Total/NA
Prep Batch: 116068

Analyte	Sample Result	Sample Qualifier	Spike Added	MSD Result	MSD Qualifier	Unit	D	%Rec	%Rec Limits	RPD	RPD Limit
Boron	<0.026		1.00	1.01		mg/L		101	75 - 125	2	20
Calcium	<0.038		10.0	10.4		mg/L		104	75 - 125	2	20
Lithium	<0.0037		1.00	0.916		mg/L		92	75 - 125	3	20

Method: 6020B - Metals (ICP/MS)

Lab Sample ID: MB 705-116280/1-A
Matrix: Water
Analysis Batch: 116815

Client Sample ID: Method Blank
Prep Type: Total Recoverable
Prep Batch: 116280

Analyte	MB Result	MB Qualifier	RL	MDL	Unit	D	Prepared	Analyzed	Dil Fac
Antimony	<0.0025		0.0050	0.0025	mg/L		02/24/26 16:10	02/25/26 20:04	1
Arsenic	<0.0013	^+	0.0050	0.0013	mg/L		02/24/26 16:10	02/25/26 20:04	1
Barium	<0.00041		0.010	0.00041	mg/L		02/24/26 16:10	02/25/26 20:04	1
Beryllium	<0.00015		0.0010	0.00015	mg/L		02/24/26 16:10	02/25/26 20:04	1
Cadmium	<0.00024		0.00070	0.00024	mg/L		02/24/26 16:10	02/25/26 20:04	1
Chromium	<0.0037		0.0050	0.0037	mg/L		02/24/26 16:10	02/25/26 20:04	1
Cobalt	<0.00041		0.0050	0.00041	mg/L		02/24/26 16:10	02/25/26 20:04	1
Iron	<0.018		0.10	0.018	mg/L		02/24/26 16:10	02/25/26 20:04	1
Lead	<0.00086		0.0010	0.00086	mg/L		02/24/26 16:10	02/25/26 20:04	1
Magnesium	<0.016		0.10	0.016	mg/L		02/24/26 16:10	02/25/26 20:04	1
Molybdenum	<0.00069		0.0050	0.00069	mg/L		02/24/26 16:10	02/25/26 20:04	1
Potassium	<0.044		0.10	0.044	mg/L		02/24/26 16:10	02/25/26 20:04	1

Method: 6020B - Metals (ICP/MS) (Continued)

Lab Sample ID: MB 705-116280/1-A
Matrix: Water
Analysis Batch: 116815

Client Sample ID: Method Blank
Prep Type: Total Recoverable
Prep Batch: 116280

Analyte	MB Result	MB Qualifier	RL	MDL	Unit	D	Prepared	Analyzed	Dil Fac
Selenium	<0.0023		0.0050	0.0023	mg/L		02/24/26 16:10	02/25/26 20:04	1
Sodium	<0.25		0.50	0.25	mg/L		02/24/26 16:10	02/25/26 20:04	1
Thallium	<0.00019		0.0010	0.00019	mg/L		02/24/26 16:10	02/25/26 20:04	1

Lab Sample ID: LCS 705-116280/2-A
Matrix: Water
Analysis Batch: 116815

Client Sample ID: Lab Control Sample
Prep Type: Total Recoverable
Prep Batch: 116280

Analyte	Spike Added	LCS Result	LCS Qualifier	Unit	D	%Rec	%Rec Limits
Antimony	0.100	0.0916		mg/L		92	80 - 120
Arsenic	0.100	0.109	^+	mg/L		109	80 - 120
Barium	0.100	0.0926		mg/L		93	80 - 120
Beryllium	0.100	0.0921		mg/L		92	80 - 120
Cadmium	0.100	0.0903		mg/L		90	80 - 120
Chromium	0.100	0.107		mg/L		107	80 - 120
Cobalt	0.100	0.109		mg/L		109	80 - 120
Iron	1.00	1.05		mg/L		105	80 - 120
Lead	0.100	0.0976		mg/L		98	80 - 120
Magnesium	1.00	1.00		mg/L		100	80 - 120
Molybdenum	0.100	0.0967		mg/L		97	80 - 120
Potassium	1.00	0.976		mg/L		98	80 - 120
Selenium	0.100	0.108		mg/L		108	80 - 120
Sodium	1.00	1.11		mg/L		111	80 - 120
Thallium	0.100	0.0993		mg/L		99	80 - 120

Lab Sample ID: 680-269651-D-22-B MS
Matrix: Water
Analysis Batch: 116815

Client Sample ID: Matrix Spike
Prep Type: Total Recoverable
Prep Batch: 116280

Analyte	Sample Result	Sample Qualifier	Spike Added	MS Result	MS Qualifier	Unit	D	%Rec	%Rec Limits
Antimony	<0.0025		0.100	0.0853		mg/L		85	75 - 125
Arsenic	<0.0013	^+	0.100	0.104	^+	mg/L		104	75 - 125
Barium	0.063		0.100	0.144		mg/L		81	75 - 125
Beryllium	0.0014		0.100	0.0936		mg/L		92	75 - 125
Cadmium	<0.00024		0.100	0.0878		mg/L		88	75 - 125
Chromium	<0.0037		0.100	0.0989		mg/L		99	75 - 125
Cobalt	0.0017	J	0.100	0.101		mg/L		99	75 - 125
Iron	0.36		1.00	1.31		mg/L		96	75 - 125
Lead	<0.00086		0.100	0.0936		mg/L		94	75 - 125
Magnesium	1.3		1.00	2.18		mg/L		87	75 - 125
Molybdenum	<0.00069		0.100	0.0965		mg/L		96	75 - 125
Potassium	0.25		1.00	1.13		mg/L		88	75 - 125
Selenium	<0.0023		0.100	0.0915		mg/L		91	75 - 125
Sodium	55	E	1.00	53.4	E 4	mg/L		-197	75 - 125
Thallium	<0.00019		0.100	0.0938		mg/L		94	75 - 125

Method: 6020B - Metals (ICP/MS) (Continued)

Lab Sample ID: 680-269651-D-22-C MSD
Matrix: Water
Analysis Batch: 116815

Client Sample ID: Matrix Spike Duplicate
Prep Type: Total Recoverable
Prep Batch: 116280

Analyte	Sample Result	Sample Qualifier	Spike Added	MSD Result	MSD Qualifier	Unit	D	%Rec	%Rec Limits	RPD	RPD Limit
Antimony	<0.0025		0.100	0.0878		mg/L		88	75 - 125	3	20
Arsenic	<0.0013	^+	0.100	0.109	^+	mg/L		109	75 - 125	4	20
Barium	0.063		0.100	0.151		mg/L		88	75 - 125	4	20
Beryllium	0.0014		0.100	0.0953		mg/L		94	75 - 125	2	20
Cadmium	<0.00024		0.100	0.0883		mg/L		88	75 - 125	1	20
Chromium	<0.0037		0.100	0.103		mg/L		103	75 - 125	4	20
Cobalt	0.0017	J	0.100	0.106		mg/L		104	75 - 125	5	20
Iron	0.36		1.00	1.37		mg/L		102	75 - 125	5	20
Lead	<0.00086		0.100	0.0972		mg/L		97	75 - 125	4	20
Magnesium	1.3		1.00	2.28		mg/L		97	75 - 125	5	20
Molybdenum	<0.00069		0.100	0.100		mg/L		100	75 - 125	4	20
Potassium	0.25		1.00	1.18		mg/L		93	75 - 125	4	20
Selenium	<0.0023		0.100	0.0962		mg/L		96	75 - 125	5	20
Sodium	55	E	1.00	54.9	E 4	mg/L		-46	75 - 125	3	20
Thallium	<0.00019		0.100	0.0953		mg/L		95	75 - 125	2	20

Lab Sample ID: MB 705-116396/1-A
Matrix: Water
Analysis Batch: 116751

Client Sample ID: Method Blank
Prep Type: Total Recoverable
Prep Batch: 116396

Analyte	MB Result	MB Qualifier	RL	MDL	Unit	D	Prepared	Analyzed	Dil Fac
Antimony	<0.0025		0.0050	0.0025	mg/L		02/25/26 10:35	02/26/26 03:53	1
Arsenic	<0.0013		0.0050	0.0013	mg/L		02/25/26 10:35	02/26/26 03:53	1
Barium	<0.00041		0.010	0.00041	mg/L		02/25/26 10:35	02/26/26 03:53	1
Beryllium	<0.00015		0.0010	0.00015	mg/L		02/25/26 10:35	02/26/26 03:53	1
Cadmium	<0.00024		0.00070	0.00024	mg/L		02/25/26 10:35	02/26/26 03:53	1
Chromium	<0.0037		0.0050	0.0037	mg/L		02/25/26 10:35	02/26/26 03:53	1
Cobalt	<0.00041		0.0050	0.00041	mg/L		02/25/26 10:35	02/26/26 03:53	1
Iron	<0.018		0.10	0.018	mg/L		02/25/26 10:35	02/26/26 03:53	1
Lead	<0.00086		0.0010	0.00086	mg/L		02/25/26 10:35	02/26/26 03:53	1
Magnesium	<0.016		0.10	0.016	mg/L		02/25/26 10:35	02/26/26 03:53	1
Molybdenum	<0.00069		0.0050	0.00069	mg/L		02/25/26 10:35	02/26/26 03:53	1
Potassium	<0.044		0.10	0.044	mg/L		02/25/26 10:35	02/26/26 03:53	1
Selenium	<0.0023		0.0050	0.0023	mg/L		02/25/26 10:35	02/26/26 03:53	1
Sodium	<0.25	^+	0.50	0.25	mg/L		02/25/26 10:35	02/26/26 03:53	1

Lab Sample ID: MB 705-116396/1-A
Matrix: Water
Analysis Batch: 116925

Client Sample ID: Method Blank
Prep Type: Total Recoverable
Prep Batch: 116396

Analyte	MB Result	MB Qualifier	RL	MDL	Unit	D	Prepared	Analyzed	Dil Fac
Thallium	0.000222	J	0.0010	0.00019	mg/L		02/25/26 10:35	02/26/26 15:25	1

Lab Sample ID: LCS 705-116396/2-A
Matrix: Water
Analysis Batch: 116751

Client Sample ID: Lab Control Sample
Prep Type: Total Recoverable
Prep Batch: 116396

Analyte	Spike Added	LCS Result	LCS Qualifier	Unit	D	%Rec	%Rec Limits
Antimony	0.100	0.0971		mg/L		97	80 - 120

Method: 6020B - Metals (ICP/MS) (Continued)

Lab Sample ID: LCS 705-116396/2-A
Matrix: Water
Analysis Batch: 116751

Client Sample ID: Lab Control Sample
Prep Type: Total Recoverable
Prep Batch: 116396

Analyte	Spike Added	LCS Result	LCS Qualifier	Unit	D	%Rec	%Rec Limits
Arsenic	0.100	0.105		mg/L		105	80 - 120
Barium	0.100	0.102		mg/L		102	80 - 120
Beryllium	0.100	0.105		mg/L		105	80 - 120
Cadmium	0.100	0.102		mg/L		102	80 - 120
Chromium	0.100	0.102		mg/L		102	80 - 120
Cobalt	0.100	0.104		mg/L		104	80 - 120
Iron	1.00	1.00		mg/L		100	80 - 120
Lead	0.100	0.105		mg/L		105	80 - 120
Magnesium	1.00	1.02		mg/L		102	80 - 120
Molybdenum	0.100	0.107		mg/L		107	80 - 120
Potassium	1.00	1.08		mg/L		108	80 - 120
Selenium	0.100	0.109		mg/L		109	80 - 120
Sodium	1.00	1.16	^+	mg/L		116	80 - 120
Thallium	0.100	0.110		mg/L		110	80 - 120

Lab Sample ID: 680-269682-A-1-B MS
Matrix: Water
Analysis Batch: 116751

Client Sample ID: Matrix Spike
Prep Type: Total Recoverable
Prep Batch: 116396

Analyte	Sample Result	Sample Qualifier	Spike Added	MS Result	MS Qualifier	Unit	D	%Rec	%Rec Limits
Antimony	0.0054		0.100	0.0940		mg/L		89	75 - 125
Arsenic	0.0064		0.100	0.0993		mg/L		93	75 - 125
Barium	0.082		0.100	0.175		mg/L		93	75 - 125
Beryllium	0.0024		0.100	0.106		mg/L		103	75 - 125
Cadmium	0.0012		0.100	0.101		mg/L		99	75 - 125
Chromium	0.0058		0.100	0.0962		mg/L		90	75 - 125
Cobalt	0.0044	J	0.100	0.0964		mg/L		92	75 - 125
Iron	3.7	F1	1.00	4.36	F1	mg/L		69	75 - 125
Lead	0.0046		0.100	0.0997		mg/L		95	75 - 125
Magnesium	6.7		1.00	7.59	4	mg/L		88	75 - 125
Molybdenum	0.0065		0.100	0.104		mg/L		98	75 - 125
Potassium	5.2		1.00	6.08	4	mg/L		89	75 - 125
Selenium	<0.0023		0.100	0.104		mg/L		104	75 - 125
Sodium	22	^+	1.00	22.7	4 ^+	mg/L		113	75 - 125
Thallium	0.0054	B	0.100	0.101		mg/L		96	75 - 125

Lab Sample ID: 680-269682-A-1-C MSD
Matrix: Water
Analysis Batch: 116751

Client Sample ID: Matrix Spike Duplicate
Prep Type: Total Recoverable
Prep Batch: 116396

Analyte	Sample Result	Sample Qualifier	Spike Added	MSD Result	MSD Qualifier	Unit	D	%Rec	%Rec Limits	RPD	RPD Limit
Antimony	0.0054		0.100	0.0998		mg/L		94	75 - 125	6	20
Arsenic	0.0064		0.100	0.105		mg/L		99	75 - 125	6	20
Barium	0.082		0.100	0.177		mg/L		95	75 - 125	1	20
Beryllium	0.0024		0.100	0.105		mg/L		102	75 - 125	1	20
Cadmium	0.0012		0.100	0.102		mg/L		101	75 - 125	2	20
Chromium	0.0058		0.100	0.0997		mg/L		94	75 - 125	4	20
Cobalt	0.0044	J	0.100	0.0994		mg/L		95	75 - 125	3	20
Iron	3.7	F1	1.00	4.36	F1	mg/L		68	75 - 125	0	20

Method: 6020B - Metals (ICP/MS) (Continued)

Lab Sample ID: 680-269682-A-1-C MSD — **Client Sample ID: Matrix Spike Duplicate**
Matrix: Water — **Prep Type: Total Recoverable**
Analysis Batch: 116751 — **Prep Batch: 116396**

Analyte	Sample Result	Sample Qualifier	Spike Added	MSD Result	MSD Qualifier	Unit	D	%Rec	%Rec Limits	RPD	RPD Limit
Lead	0.0046		0.100	0.105		mg/L		101	75 - 125	5	20
Magnesium	6.7		1.00	7.41	4	mg/L		71	75 - 125	2	20
Molybdenum	0.0065		0.100	0.109		mg/L		103	75 - 125	5	20
Potassium	5.2		1.00	5.78	4	mg/L		59	75 - 125	5	20
Selenium	<0.0023		0.100	0.103		mg/L		103	75 - 125	0	20
Sodium	22	^+	1.00	21.7	4 ^+	mg/L		14	75 - 125	4	20
Thallium	0.0054	B	0.100	0.111		mg/L		105	75 - 125	9	20

Method: 7470A - Mercury (CVAA)

Lab Sample ID: MB 705-117571/1-A — **Client Sample ID: Method Blank**
Matrix: Water — **Prep Type: Total/NA**
Analysis Batch: 117814 — **Prep Batch: 117571**

Analyte	MB Result	MB Qualifier	RL	MDL	Unit	D	Prepared	Analyzed	Dil Fac
Mercury	<0.00017		0.00020	0.00017	mg/L		03/03/26 10:28	03/03/26 13:38	1

Lab Sample ID: LCS 705-117571/2-A — **Client Sample ID: Lab Control Sample**
Matrix: Water — **Prep Type: Total/NA**
Analysis Batch: 117814 — **Prep Batch: 117571**

Analyte	Spike Added	LCS Result	LCS Qualifier	Unit	D	%Rec	%Rec Limits
Mercury	0.00400	0.00412		mg/L		103	80 - 120

Lab Sample ID: 680-269651-D-25-D MS — **Client Sample ID: Matrix Spike**
Matrix: Water — **Prep Type: Total/NA**
Analysis Batch: 117814 — **Prep Batch: 117571**

Analyte	Sample Result	Sample Qualifier	Spike Added	MS Result	MS Qualifier	Unit	D	%Rec	%Rec Limits
Mercury	0.00026		0.00400	0.00411		mg/L		96	75 - 125

Lab Sample ID: 680-269651-D-25-E MSD — **Client Sample ID: Matrix Spike Duplicate**
Matrix: Water — **Prep Type: Total/NA**
Analysis Batch: 117814 — **Prep Batch: 117571**

Analyte	Sample Result	Sample Qualifier	Spike Added	MSD Result	MSD Qualifier	Unit	D	%Rec	%Rec Limits	RPD	RPD Limit
Mercury	<0.00017		0.00400	0.00415		mg/L		104	75 - 125	1	20

Method: 2320B-2011 - Alkalinity, Total

Lab Sample ID: LCS 705-118312/1 — **Client Sample ID: Lab Control Sample**
Matrix: Water — **Prep Type: Total/NA**
Analysis Batch: 118312

Analyte	Spike Added	LCS Result	LCS Qualifier	Unit	D	%Rec	%Rec Limits
Total Alkalinity as CaCO3	125	130		mg/L		104	90 - 110

Method: 2320B-2011 - Alkalinity, Total (Continued)

Lab Sample ID: 705-58411-1 DU — **Client Sample ID: SCH-SGWA-4**
Matrix: Water — **Prep Type: Total/NA**
Analysis Batch: 118312

Analyte	Sample Result	Sample Qualifier		DU Result	DU Qualifier	Unit	D			RPD	RPD Limit
Total Alkalinity as CaCO3	100			98.0		mg/L				2	30
Bicarbonate Alkalinity as CaCO3	100			98.0		mg/L				2	30
Carbonate Alkalinity as CaCO3	<3.0			<3.0		mg/L				NC	30

Method: 2540C - 2015 - Total Dissolved Solids (Dried at 180 °C)

Lab Sample ID: MB 705-116616/1 — **Client Sample ID: Method Blank**
Matrix: Water — **Prep Type: Total/NA**
Analysis Batch: 116616

Analyte	MB Result	MB Qualifier	RL	MDL	Unit	D	Prepared	Analyzed	Dil Fac
Total Dissolved Solids	<10		10	10	mg/L			02/25/26 17:37	1

Lab Sample ID: LCS 705-116616/2 — **Client Sample ID: Lab Control Sample**
Matrix: Water — **Prep Type: Total/NA**
Analysis Batch: 116616

Analyte			Spike Added	LCS Result	LCS Qualifier	Unit	D	%Rec	%Rec Limits		
Total Dissolved Solids			996	1060		mg/L		106	80 - 120		

Lab Sample ID: 705-58467-A-9 DU — **Client Sample ID: Duplicate**
Matrix: Water — **Prep Type: Total/NA**
Analysis Batch: 116616

Analyte	Sample Result	Sample Qualifier		DU Result	DU Qualifier	Unit	D			RPD	RPD Limit
Total Dissolved Solids	790			782		mg/L				0.5	10

Accreditation/Certification Summary

Client: Southern Company
Project/Site: CCR - Plant Scherer Ash Pond

Job ID: 705-58411-1

Laboratory: Eurofins Atlanta

The accreditations/certifications listed below are applicable to this report.

Authority	Program	Identification Number	Expiration Date
Florida	NELAP	E87582	06-30-26
Georgia	State	E87582	06-30-26

eurofins | Environment Testing

ANALYTICAL REPORT

PREPARED FOR

Attn: Joju Abraham
Southern Company
241 Ralph McGill Blvd SE
B10185
Atlanta, Georgia (St) 30308

Generated 3/9/2026 2:59:08 PM

JOB DESCRIPTION

CCR - Plant Scherer Ash Pond

JOB NUMBER

705-58414-1

Eurofins Atlanta
3080 Presidential Dr
Atlanta GA 30340

See page two for job notes and contact information.

my EOL

Eurofins Atlanta

Job Notes

The test results in this report relate only to the samples as received by the laboratory and will meet all requirements of the methodology, with any exceptions noted. This report shall not be reproduced except in full, without the express written approval of the laboratory. All questions should be directed to the Eurofins Environment Testing Southeast, LLC Project Manager.

Authorization

Generated
3/9/2026 2:59:08 PM

Authorized for release by
David Fuller, Project Manager
David.Fuller@et.eurofinsus.com
(770)344-8986

Table of Contents

Cover Page 1
Table of Contents 3
Sample Summary 4
Chain of Custody 5
Receipt Checklists 6
Definitions/Glossary 7
Case Narrative 8
Detection Summary 9
Client Sample Results 11
Method Summary 14
Lab Chronicle 15
QC Sample Results 17
Certification Summary 22

Sample Summary

Client: Southern Company
Project/Site: CCR - Plant Scherer Ash Pond

Job ID: 705-58414-1

Lab Sample ID	Client Sample ID	Matrix	Collected	Received	Sample Origin
705-58414-1	SCH-SGWA-2	Water	02/20/26 09:20	02/20/26 15:05	Georgia (St)
705-58414-2	SCH-SGWC-7	Water	02/20/26 10:24	02/20/26 15:05	Georgia (St)
705-58414-3	SCH-SGWA-25	Water	02/20/26 11:07	02/20/26 15:05	Georgia (St)

3080 Presidential Dr
Atlanta, GA 30340
Phone (770) 457-8177

Chain of Custody Record

eurofins | Environment Testing

Client Information	Sampler: Dana Bloomfield	Lab PM: David Fuller / Phone 770-344-8986	Carrier Tracking No(s):	COC No:
Client Contact: Joju Abraham	Phone: 404-242-7557	E-Mail: David Fuller@ET EurofinsUS com	State of Origin: GA	Page: Page 1 of 1
Company: Southern Company	PWSID			Job #:
Address: 241 Ralph McGill Blvd SE B10185	Due Date Requested			
City: Atlanta	TAT Requested (days)			
State, Zip: GA, 30308	Compliance Project: Δ Yes Δ No			
Phone:	Lab Project #: 70504534 (DO NOT REMOVE)			
Email: JAbraham@southernco com	Lab PO #: GPC82130-0003 / PO Line #1			
Project Name: CCR - Plant Scherer Ash Pond	Project #:			
Site	SSOW#:			

Analysis Requested

Preservation Codes:
D - HNO3
N - None

705-58414 COC

Other:

Task_Code: SCH-CCR-ASSMT-2026S1

Special Instructions/Notes:

Sample Identification	Sample Date	Sample Time	Sample Type (C=Comp, G=grab)	Matrix (W=water S=solid, O=waste/oil, BT=Tissue, A=Air)	Field Filtered Sample (Yes or No)	Perform MS/MSD (Yes or No)	300_ORGFM_28D - Chloride, Fluoride, Sulfate	2540C_Calcd - Total Dissolved Solids (TDS)	6010D- App III Metals + Lithium	6020B - App IV Metals + Mg, Na, K, Fe	2320B - Total Alkalinity	7470A - App IV Mercury	9315_Ra226 - Radium-226 (GFPC) - 21 day decay	9320_Ra228 - Radium-228 (GFPC) - 21 day decay	Ra226Ra228_GFPC - Combined Radium 226 and 228				Total Number of containers	Special Instructions/Notes
			Preservation Code:				N	N	D	D	N	D	D	D	D					
SCH-SGWA-2	2/20/26	09.20	G	WG			X	X	X	X	X	X	X	X	X				5	
SCH-SGWC-7	2/20/26	10.24	G	WG			X	X	X	X	X	X	X	X	X				5	
SCH-SGWA-25	2/20/26	11 07	G	WG			X	X	X	X	X	X	X	X	X				5	

Possible Hazard Identification
☒ Non-Hazard ☐ Flammable ☐ Skin Irritant ☐ Poison B ☐ Unknown ☐ Radiological

Sample Disposal (A fee may be assessed if samples are retained longer than 1 month)
☐ Return To Client ☐ Disposal By Lab ☐ Archive For _____ Months

Deliverable Requested I, II, III, IV, Other (specify)

Special Instructions/QC Requirements

Empty Kit Relinquished by	Date	Time	Method of Shipment:

Relinquished by	Date/Time	Company	Received by	Date/Time	Company
[signature]	2/20/26 1505	WSB	[signature]	2-20-26 1505	
Relinquished by	Date/Time	Company	Received by	Date/Time	Company
Relinquished by	Date/Time	Company	Received by	Date/Time	Company

Custody Seals Intact: Δ Yes Δ No

Custody Seal No.

Cooler Temperature(s) °C and Other Remarks: 2.0°, 0.5°, 0.2°, 0.4°, 0.1° #2665

Login Sample Receipt Checklist

Client: Southern Company

Job Number: 705-58414-1

Login Number: 58414
List Number: 1
Creator: Sims, Christion

List Source: Eurofins Atlanta

Question	Answer	Comment
The cooler's custody seal, if present, is intact.	True	
The cooler does not appear to have been compromised or tampered with.	True	
Samples were received on ice.	True	
Cooler Temperature is acceptable.	True	
Cooler Temperature is recorded.	True	
COC present.	True	
COC is filled out in ink and legible.	True	
COC is filled out with all pertinent information.	True	
Sample custody seals, if present, are intact.	True	
Sample collection date/times are provided.	True	
The samples do not appear to have been compromised or tampered with.	True	
Containers are not broken or leaking.	True	
There are no discrepancies between the containers received and the COC.	True	
Sample containers have legible labels.	True	
Appropriate sample containers were rec'd and sufficient volume for all analyses.	True	
Samples are received within Holding Time (excluding tests with immediate HTs).	True	
Containers requiring zero headspace have no headspace or bubble is <6mm (1/4").	True	
Is there sufficient air space in bottle for bacteriological analysis.	N/A	

This receipt checklist is generated for all samples received in this Login. It may not be applicable to all Jobs associated with this Login.

Definitions/Glossary

Client: Southern Company
Project/Site: CCR - Plant Scherer Ash Pond

Job ID: 705-58414-1

Qualifiers

HPLC/IC

Qualifier	Qualifier Description
J	Result is less than the RL but greater than or equal to the MDL and the concentration is an approximate value.

Metals

Qualifier	Qualifier Description
^+	Continuing Calibration Verification (CCV) is outside acceptance limits, high biased.
4	MS, MSD: The analyte present in the original sample is greater than 4 times the matrix spike concentration; therefore, control limits are not applicable.
F1	MS and/or MSD recovery exceeds control limits.
J	Result is less than the RL but greater than or equal to the MDL and the concentration is an approximate value.

Glossary

Abbreviation	These commonly used abbreviations may or may not be present in this report.
☼	Listed under the "D" column to designate that the result is reported on a dry weight basis
%R	Percent Recovery
CFL	Contains Free Liquid
CFU	Colony Forming Unit
CNF	Contains No Free Liquid
DER	Duplicate Error Ratio (normalized absolute difference)
Dil Fac	Dilution Factor
DL	Detection Limit (DoD/DOE)
DL, RA, RE, IN	Indicates a Dilution, Re-analysis, Re-extraction, or additional Initial metals/anion analysis of the sample
DLC	Decision Level Concentration (Radiochemistry)
EDL	Estimated Detection Limit (Dioxin)
LOD	Limit of Detection (DoD/DOE)
LOQ	Limit of Quantitation (DoD/DOE)
MCL	EPA recommended "Maximum Contaminant Level"
MDA	Minimum Detectable Activity (Radiochemistry)
MDC	Minimum Detectable Concentration (Radiochemistry)
MDL	Method Detection Limit
ML	Minimum Level (Dioxin)
MPN	Most Probable Number
MQL	Method Quantitation Limit
NC	Not Calculated
ND	Not Detected at the reporting limit (or MDL or EDL if shown)
NEG	Negative / Absent
POS	Positive / Present
PQL	Practical Quantitation Limit
PRES	Presumptive
QC	Quality Control
RER	Relative Error Ratio (Radiochemistry)
RL	Reporting Limit or Requested Limit (Radiochemistry)
RPD	Relative Percent Difference, a measure of the relative difference between two points
TEF	Toxicity Equivalent Factor (Dioxin)
TEQ	Toxicity Equivalent Quotient (Dioxin)
TNTC	Too Numerous To Count

Job Narrative
705-58414-1

The analytical test results presented in this report meet all requirements of the associated regulatory program listed on the Accreditation/Certification Summary Page, unless otherwise noted. Data qualifiers and/or narrative comments are included to explain any exceptions, if applicable. Regulated compliance samples (e.g. SDWA, NPDES) must comply with associated agency requirements/permits.

- Matrix-specific batch QC (e.g., MS, MSD, SD) may not be reported when insufficient sample volume is available or when site-specific QC samples are not submitted. In such cases, a Laboratory Control Sample Duplicate (LCSD) may be analyzed to provide precision data for the batch.
- For samples analyzed using surrogate and/or isotope dilution analytes, any recoveries falling outside of established acceptance criteria are re-prepared and/or re-analyzed to confirm results, unless the deviation is due to sample dilution or otherwise explained in the case narrative.

Receipt
The samples were received on 2/20/2026 3:05 PM. Unless otherwise noted below, the samples arrived in good condition, and, where required, properly preserved and on ice. The temperatures of the 5 coolers at receipt time were 0.1°C, 0.2°C, 0.4°C, 0.5°C and 2.0°C.

HPLC/IC
No additional analytical or quality issues were noted, other than those described above or in the Definitions/ Glossary page.

Metals
Method 6010D: The method blank for preparation batch 705-116068 and analytical batch 705-116655 contained Boron above the method detection limit. This target analyte concentration was less than the reporting limit (RL) in the method blank; therefore, re-extraction and/or re-analysis of samples was not performed.

Method 6020B - Total Recoverable: The method blank for preparation batch 705-116396 and analytical batch 705-116925 contained Thallium above the method detection limit. This target analyte concentration was less than the reporting limit (RL) in the method blank; therefore, re-extraction and/or re-analysis of samples was not performed.

Method 6020B - Total Recoverable: The continuing calibration verification (CCV) associated with batch 705-116751 recovered above the upper control limit for Sodium. Non-detections of the affected analytes are reported. Any detections are considered estimated.

No additional analytical or quality issues were noted, other than those described above or in the Definitions/ Glossary page.

General Chemistry
No additional analytical or quality issues were noted, other than those described above or in the Definitions/ Glossary page.

Detection Summary

Client: Southern Company
Project/Site: CCR - Plant Scherer Ash Pond

Job ID: 705-58414-1

Client Sample ID: SCH-SGWA-2 — Lab Sample ID: 705-58414-1

Analyte	Result	Qualifier	RL	MDL	Unit	Dil Fac	D	Method	Prep Type
Chloride	1.6		1.0	0.98	mg/L	1		300.0	Total/NA
Fluoride	0.19	J	0.20	0.081	mg/L	1		300.0	Total/NA
Sulfate	1.2		1.0	0.77	mg/L	1		300.0	Total/NA
Calcium	12		0.10	0.038	mg/L	1		6010D	Total/NA
Barium	0.039		0.010	0.00041	mg/L	1		6020B	Total Recoverable
Chromium	0.013		0.0050	0.0037	mg/L	1		6020B	Total Recoverable
Iron	0.030	J	0.10	0.018	mg/L	1		6020B	Total Recoverable
Magnesium	5.9		0.10	0.016	mg/L	1		6020B	Total Recoverable
Potassium	0.95		0.10	0.044	mg/L	1		6020B	Total Recoverable
Sodium	4.7		0.50	0.25	mg/L	1		6020B	Total Recoverable
Total Alkalinity as CaCO3	64		3.0	3.0	mg/L	1		2320B-2011	Total/NA
Bicarbonate Alkalinity as CaCO3	64		3.0	3.0	mg/L	1		2320B-2011	Total/NA
Total Dissolved Solids	110		10	10	mg/L	1		2540C - 2015	Total/NA

Client Sample ID: SCH-SGWC-7 — Lab Sample ID: 705-58414-2

Analyte	Result	Qualifier	RL	MDL	Unit	Dil Fac	D	Method	Prep Type
Chloride	3.9		1.0	0.98	mg/L	1		300.0	Total/NA
Fluoride	0.31		0.20	0.081	mg/L	1		300.0	Total/NA
Sulfate	5.3		1.0	0.77	mg/L	1		300.0	Total/NA
Calcium	17		0.10	0.038	mg/L	1		6010D	Total/NA
Lithium	0.0084	J	0.020	0.0037	mg/L	1		6010D	Total/NA
Barium	0.23		0.010	0.00041	mg/L	1		6020B	Total Recoverable
Iron	0.036	J	0.10	0.018	mg/L	1		6020B	Total Recoverable
Magnesium	11		0.10	0.016	mg/L	1		6020B	Total Recoverable
Molybdenum	0.0012	J	0.0050	0.00069	mg/L	1		6020B	Total Recoverable
Potassium	3.8		0.10	0.044	mg/L	1		6020B	Total Recoverable
Sodium	20		0.50	0.25	mg/L	1		6020B	Total Recoverable
Total Alkalinity as CaCO3	120		3.0	3.0	mg/L	1		2320B-2011	Total/NA
Bicarbonate Alkalinity as CaCO3	120		3.0	3.0	mg/L	1		2320B-2011	Total/NA
Total Dissolved Solids	180		10	10	mg/L	1		2540C - 2015	Total/NA

Client Sample ID: SCH-SGWA-25 — Lab Sample ID: 705-58414-3

Analyte	Result	Qualifier	RL	MDL	Unit	Dil Fac	D	Method	Prep Type
Chloride	4.3		1.0	0.98	mg/L	1		300.0	Total/NA
Fluoride	0.24		0.20	0.081	mg/L	1		300.0	Total/NA
Sulfate	1.2		1.0	0.77	mg/L	1		300.0	Total/NA
Calcium	11		0.10	0.038	mg/L	1		6010D	Total/NA
Lithium	0.0039	J	0.020	0.0037	mg/L	1		6010D	Total/NA
Barium	0.037		0.010	0.00041	mg/L	1		6020B	Total Recoverable

This Detection Summary does not include radiochemical test results.

Detection Summary

Client: Southern Company
Project/Site: CCR - Plant Scherer Ash Pond

Job ID: 705-58414-1

Client Sample ID: SCH-SGWA-25 (Continued)

Lab Sample ID: 705-58414-3

Analyte	Result	Qualifier	RL	MDL	Unit	Dil Fac	D	Method	Prep Type
Chromium	0.0043	J	0.0050	0.0037	mg/L	1		6020B	Total Recoverable
Iron	0.034	J	0.10	0.018	mg/L	1		6020B	Total Recoverable
Magnesium	7.2		0.10	0.016	mg/L	1		6020B	Total Recoverable
Potassium	0.85		0.10	0.044	mg/L	1		6020B	Total Recoverable
Sodium	4.6		0.50	0.25	mg/L	1		6020B	Total Recoverable
Total Alkalinity as CaCO3	58		3.0	3.0	mg/L	1		2320B-2011	Total/NA
Bicarbonate Alkalinity as CaCO3	58		3.0	3.0	mg/L	1		2320B-2011	Total/NA
Total Dissolved Solids	100		10	10	mg/L	1		2540C - 2015	Total/NA

This Detection Summary does not include radiochemical test results.

Client Sample Results

Client: Southern Company
Project/Site: CCR - Plant Scherer Ash Pond

Job ID: 705-58414-1

Client Sample ID: SCH-SGWA-2

Lab Sample ID: 705-58414-1
Matrix: Water
Date Collected: 02/20/26 09:20
Date Received: 02/20/26 15:05

Method: EPA 300.0 - Anions, Ion Chromatography

Analyte	Result	Qualifier	RL	MDL	Unit	D	Prepared	Analyzed	Dil Fac
Chloride	**1.6**		1.0	0.98	mg/L			02/24/26 19:54	1
Fluoride	**0.19**	**J**	0.20	0.081	mg/L			02/24/26 19:54	1
Sulfate	**1.2**		1.0	0.77	mg/L			02/24/26 19:54	1

Method: SW846 6010D - Metals (ICP)

Analyte	Result	Qualifier	RL	MDL	Unit	D	Prepared	Analyzed	Dil Fac
Boron	<0.026		0.080	0.026	mg/L		02/24/26 08:22	02/25/26 16:40	1
Calcium	**12**		0.10	0.038	mg/L		02/24/26 08:22	02/25/26 16:40	1
Lithium	<0.0037		0.020	0.0037	mg/L		02/24/26 08:22	02/25/26 16:40	1

Method: SW846 6020B - Metals (ICP/MS) - Total Recoverable

Analyte	Result	Qualifier	RL	MDL	Unit	D	Prepared	Analyzed	Dil Fac
Antimony	<0.0025		0.0050	0.0025	mg/L		02/25/26 10:35	02/26/26 05:59	1
Arsenic	<0.0013		0.0050	0.0013	mg/L		02/25/26 10:35	02/26/26 05:59	1
Barium	**0.039**		0.010	0.00041	mg/L		02/25/26 10:35	02/26/26 05:59	1
Beryllium	<0.00015		0.0010	0.00015	mg/L		02/25/26 10:35	02/26/26 05:59	1
Cadmium	<0.00024		0.00070	0.00024	mg/L		02/25/26 10:35	02/26/26 05:59	1
Chromium	**0.013**		0.0050	0.0037	mg/L		02/25/26 10:35	02/26/26 05:59	1
Cobalt	<0.00041		0.0050	0.00041	mg/L		02/25/26 10:35	02/26/26 05:59	1
Iron	**0.030**	**J**	0.10	0.018	mg/L		02/25/26 10:35	02/26/26 05:59	1
Lead	<0.00086		0.0010	0.00086	mg/L		02/25/26 10:35	02/26/26 05:59	1
Magnesium	**5.9**		0.10	0.016	mg/L		02/25/26 10:35	02/26/26 05:59	1
Molybdenum	<0.00069		0.0050	0.00069	mg/L		02/25/26 10:35	02/26/26 05:59	1
Potassium	**0.95**		0.10	0.044	mg/L		02/25/26 10:35	02/26/26 05:59	1
Selenium	<0.0023		0.0050	0.0023	mg/L		02/25/26 10:35	02/26/26 05:59	1
Sodium	**4.7**		0.50	0.25	mg/L		02/25/26 10:35	02/26/26 16:17	1
Thallium	<0.00019		0.0010	0.00019	mg/L		02/25/26 10:35	02/26/26 05:59	1

Method: SW846 7470A - Mercury (CVAA)

Analyte	Result	Qualifier	RL	MDL	Unit	D	Prepared	Analyzed	Dil Fac
Mercury	<0.00017		0.00020	0.00017	mg/L		03/03/26 12:52	03/03/26 21:23	1

General Chemistry

Analyte	Result	Qualifier	RL	MDL	Unit	D	Prepared	Analyzed	Dil Fac
Total Alkalinity as CaCO3 (SM 2320B-2011)	**64**		3.0	3.0	mg/L			03/05/26 11:30	1
Bicarbonate Alkalinity as CaCO3 (SM 2320B-2011)	**64**		3.0	3.0	mg/L			03/05/26 11:30	1
Carbonate Alkalinity as CaCO3 (SM 2320B-2011)	<3.0		3.0	3.0	mg/L			03/05/26 11:30	1
Total Dissolved Solids (SM 2540C - 2015)	**110**		10	10	mg/L			02/26/26 20:57	1

Client Sample ID: SCH-SGWC-7

Lab Sample ID: 705-58414-2
Matrix: Water
Date Collected: 02/20/26 10:24
Date Received: 02/20/26 15:05

Method: EPA 300.0 - Anions, Ion Chromatography

Analyte	Result	Qualifier	RL	MDL	Unit	D	Prepared	Analyzed	Dil Fac
Chloride	**3.9**		1.0	0.98	mg/L			02/24/26 20:39	1
Fluoride	**0.31**		0.20	0.081	mg/L			02/24/26 20:39	1
Sulfate	**5.3**		1.0	0.77	mg/L			02/24/26 20:39	1

Client Sample Results

Client: Southern Company
Project/Site: CCR - Plant Scherer Ash Pond

Job ID: 705-58414-1

Client Sample ID: SCH-SGWC-7

Lab Sample ID: 705-58414-2
Matrix: Water
Date Collected: 02/20/26 10:24
Date Received: 02/20/26 15:05

Method: SW846 6010D - Metals (ICP)

Analyte	Result	Qualifier	RL	MDL	Unit	D	Prepared	Analyzed	Dil Fac
Boron	<0.026		0.080	0.026	mg/L		02/24/26 08:22	02/25/26 16:49	1
Calcium	**17**		0.10	0.038	mg/L		02/24/26 08:22	02/25/26 16:49	1
Lithium	**0.0084**	**J**	0.020	0.0037	mg/L		02/24/26 08:22	02/25/26 16:49	1

Method: SW846 6020B - Metals (ICP/MS) - Total Recoverable

Analyte	Result	Qualifier	RL	MDL	Unit	D	Prepared	Analyzed	Dil Fac
Antimony	<0.0025		0.0050	0.0025	mg/L		02/25/26 10:35	02/26/26 06:01	1
Arsenic	<0.0013		0.0050	0.0013	mg/L		02/25/26 10:35	02/26/26 06:01	1
Barium	**0.23**		0.010	0.00041	mg/L		02/25/26 10:35	02/26/26 06:01	1
Beryllium	<0.00015		0.0010	0.00015	mg/L		02/25/26 10:35	02/26/26 06:01	1
Cadmium	<0.00024		0.00070	0.00024	mg/L		02/25/26 10:35	02/26/26 06:01	1
Chromium	<0.0037		0.0050	0.0037	mg/L		02/25/26 10:35	02/26/26 06:01	1
Cobalt	<0.00041		0.0050	0.00041	mg/L		02/25/26 10:35	02/26/26 06:01	1
Iron	**0.036**	**J**	0.10	0.018	mg/L		02/25/26 10:35	02/26/26 06:01	1
Lead	<0.00086		0.0010	0.00086	mg/L		02/25/26 10:35	02/26/26 06:01	1
Magnesium	**11**		0.10	0.016	mg/L		02/25/26 10:35	02/26/26 06:01	1
Molybdenum	**0.0012**	**J**	0.0050	0.00069	mg/L		02/25/26 10:35	02/26/26 06:01	1
Potassium	**3.8**		0.10	0.044	mg/L		02/25/26 10:35	02/26/26 06:01	1
Selenium	<0.0023		0.0050	0.0023	mg/L		02/25/26 10:35	02/26/26 06:01	1
Sodium	**20**		0.50	0.25	mg/L		02/25/26 10:35	02/26/26 16:20	1
Thallium	<0.00019		0.0010	0.00019	mg/L		02/25/26 10:35	02/26/26 06:01	1

Method: SW846 7470A - Mercury (CVAA)

Analyte	Result	Qualifier	RL	MDL	Unit	D	Prepared	Analyzed	Dil Fac
Mercury	<0.00017		0.00020	0.00017	mg/L		03/03/26 12:52	03/03/26 21:27	1

General Chemistry

Analyte	Result	Qualifier	RL	MDL	Unit	D	Prepared	Analyzed	Dil Fac
Total Alkalinity as CaCO3 (SM 2320B-2011)	**120**		3.0	3.0	mg/L			03/05/26 11:30	1
Bicarbonate Alkalinity as CaCO3 (SM 2320B-2011)	**120**		3.0	3.0	mg/L			03/05/26 11:30	1
Carbonate Alkalinity as CaCO3 (SM 2320B-2011)	<3.0		3.0	3.0	mg/L			03/05/26 11:30	1
Total Dissolved Solids (SM 2540C - 2015)	**180**		10	10	mg/L			02/26/26 20:57	1

Client Sample ID: SCH-SGWA-25

Lab Sample ID: 705-58414-3
Matrix: Water
Date Collected: 02/20/26 11:07
Date Received: 02/20/26 15:05

Method: EPA 300.0 - Anions, Ion Chromatography

Analyte	Result	Qualifier	RL	MDL	Unit	D	Prepared	Analyzed	Dil Fac
Chloride	**4.3**		1.0	0.98	mg/L			02/24/26 20:51	1
Fluoride	**0.24**		0.20	0.081	mg/L			02/24/26 20:51	1
Sulfate	**1.2**		1.0	0.77	mg/L			02/24/26 20:51	1

Method: SW846 6010D - Metals (ICP)

Analyte	Result	Qualifier	RL	MDL	Unit	D	Prepared	Analyzed	Dil Fac
Boron	<0.026		0.080	0.026	mg/L		02/24/26 08:22	02/25/26 16:52	1
Calcium	**11**		0.10	0.038	mg/L		02/24/26 08:22	02/25/26 16:52	1
Lithium	**0.0039**	**J**	0.020	0.0037	mg/L		02/24/26 08:22	02/25/26 16:52	1

Client Sample Results

Client: Southern Company
Project/Site: CCR - Plant Scherer Ash Pond

Job ID: 705-58414-1

Client Sample ID: SCH-SGWA-25

Lab Sample ID: 705-58414-3

Date Collected: 02/20/26 11:07
Matrix: Water
Date Received: 02/20/26 15:05

Method: SW846 6020B - Metals (ICP/MS) - Total Recoverable

Analyte	Result	Qualifier	RL	MDL	Unit	D	Prepared	Analyzed	Dil Fac
Antimony	<0.0025		0.0050	0.0025	mg/L		02/25/26 10:35	02/26/26 06:04	1
Arsenic	<0.0013		0.0050	0.0013	mg/L		02/25/26 10:35	02/26/26 06:04	1
Barium	**0.037**		0.010	0.00041	mg/L		02/25/26 10:35	02/26/26 06:04	1
Beryllium	<0.00015		0.0010	0.00015	mg/L		02/25/26 10:35	02/26/26 06:04	1
Cadmium	<0.00024		0.00070	0.00024	mg/L		02/25/26 10:35	02/26/26 06:04	1
Chromium	**0.0043**	**J**	0.0050	0.0037	mg/L		02/25/26 10:35	02/26/26 06:04	1
Cobalt	<0.00041		0.0050	0.00041	mg/L		02/25/26 10:35	02/26/26 06:04	1
Iron	**0.034**	**J**	0.10	0.018	mg/L		02/25/26 10:35	02/26/26 06:04	1
Lead	<0.00086		0.0010	0.00086	mg/L		02/25/26 10:35	02/26/26 06:04	1
Magnesium	**7.2**		0.10	0.016	mg/L		02/25/26 10:35	02/26/26 06:04	1
Molybdenum	<0.00069		0.0050	0.00069	mg/L		02/25/26 10:35	02/26/26 06:04	1
Potassium	**0.85**		0.10	0.044	mg/L		02/25/26 10:35	02/26/26 06:04	1
Selenium	<0.0023		0.0050	0.0023	mg/L		02/25/26 10:35	02/26/26 06:04	1
Sodium	**4.6**		0.50	0.25	mg/L		02/25/26 10:35	02/26/26 16:22	1
Thallium	<0.00019		0.0010	0.00019	mg/L		02/25/26 10:35	02/26/26 06:04	1

Method: SW846 7470A - Mercury (CVAA)

Analyte	Result	Qualifier	RL	MDL	Unit	D	Prepared	Analyzed	Dil Fac
Mercury	<0.00017		0.00020	0.00017	mg/L		03/03/26 12:52	03/03/26 21:31	1

General Chemistry

Analyte	Result	Qualifier	RL	MDL	Unit	D	Prepared	Analyzed	Dil Fac
Total Alkalinity as CaCO3 (SM 2320B-2011)	**58**		3.0	3.0	mg/L			03/05/26 11:30	1
Bicarbonate Alkalinity as CaCO3 (SM 2320B-2011)	**58**		3.0	3.0	mg/L			03/05/26 11:30	1
Carbonate Alkalinity as CaCO3 (SM 2320B-2011)	<3.0		3.0	3.0	mg/L			03/05/26 11:30	1
Total Dissolved Solids (SM 2540C - 2015)	**100**		10	10	mg/L			02/26/26 20:57	1

Method Summary

Client: Southern Company
Project/Site: CCR - Plant Scherer Ash Pond

Job ID: 705-58414-1

Method	Method Description	Protocol	Laboratory
300.0	Anions, Ion Chromatography	EPA	EET ATL
6010D	Metals (ICP)	SW846	EET ATL
6020B	Metals (ICP/MS)	SW846	EET ATL
7470A	Mercury (CVAA)	SW846	EET ATL
2320B-2011	Alkalinity, Total	SM	EET ATL
2540C - 2015	Total Dissolved Solids (Dried at 180 °C)	SM	EET ATL
3005A	Preparation, Total Recoverable or Dissolved Metals	SW846	EET ATL
3010A	Preparation, Total Metals	SW846	EET ATL
7470A	Preparation, Mercury	SW846	EET ATL

Protocol References:

EPA = US Environmental Protection Agency

SM = "Standard Methods For The Examination Of Water And Wastewater"

SW846 = "Test Methods For Evaluating Solid Waste, Physical/Chemical Methods", Third Edition, November 1986 And Its Updates.

Laboratory References:

EET ATL = Eurofins Atlanta, 3080 Presidential Dr, Atlanta, GA 30340, TEL (770)457-8177

Lab Chronicle

Client: Southern Company
Project/Site: CCR - Plant Scherer Ash Pond

Job ID: 705-58414-1

Client Sample ID: SCH-SGWA-2

Lab Sample ID: 705-58414-1
Date Collected: 02/20/26 09:20
Matrix: Water
Date Received: 02/20/26 15:05

Prep Type	Batch Type	Batch Method	Run	Dilution Factor	Batch Number	Analyst	Lab	Prepared or Analyzed
Total/NA	Analysis	300.0		1	116176	MS	EET ATL	02/24/26 19:54
Total/NA	Prep	3010A			116068	SA	EET ATL	02/24/26 08:22
Total/NA	Analysis	6010D		1	116655	DS	EET ATL	02/25/26 16:40
Total Recoverable	Prep	3005A			116396	BR	EET ATL	02/25/26 10:35
Total Recoverable	Analysis	6020B		1	116751	IF	EET ATL	02/26/26 05:59
Total Recoverable	Prep	3005A			116396	BR	EET ATL	02/25/26 10:35
Total Recoverable	Analysis	6020B		1	116925	IF	EET ATL	02/26/26 16:17
Total/NA	Prep	7470A			117705	GR	EET ATL	03/03/26 12:52
Total/NA	Analysis	7470A		1	117851	GR	EET ATL	03/03/26 21:23
Total/NA	Analysis	2320B-2011		1	118312	AH	EET ATL	03/05/26 11:30
Total/NA	Analysis	2540C - 2015		1	116938	AGA	EET ATL	02/26/26 20:57

Client Sample ID: SCH-SGWC-7

Lab Sample ID: 705-58414-2
Date Collected: 02/20/26 10:24
Matrix: Water
Date Received: 02/20/26 15:05

Prep Type	Batch Type	Batch Method	Run	Dilution Factor	Batch Number	Analyst	Lab	Prepared or Analyzed
Total/NA	Analysis	300.0		1	116176	MS	EET ATL	02/24/26 20:39
Total/NA	Prep	3010A			116068	SA	EET ATL	02/24/26 08:22
Total/NA	Analysis	6010D		1	116655	DS	EET ATL	02/25/26 16:49
Total Recoverable	Prep	3005A			116396	BR	EET ATL	02/25/26 10:35
Total Recoverable	Analysis	6020B		1	116751	IF	EET ATL	02/26/26 06:01
Total Recoverable	Prep	3005A			116396	BR	EET ATL	02/25/26 10:35
Total Recoverable	Analysis	6020B		1	116925	IF	EET ATL	02/26/26 16:20
Total/NA	Prep	7470A			117705	GR	EET ATL	03/03/26 12:52
Total/NA	Analysis	7470A		1	117851	GR	EET ATL	03/03/26 21:27
Total/NA	Analysis	2320B-2011		1	118312	AH	EET ATL	03/05/26 11:30
Total/NA	Analysis	2540C - 2015		1	116938	AGA	EET ATL	02/26/26 20:57

Client Sample ID: SCH-SGWA-25

Lab Sample ID: 705-58414-3
Date Collected: 02/20/26 11:07
Matrix: Water
Date Received: 02/20/26 15:05

Prep Type	Batch Type	Batch Method	Run	Dilution Factor	Batch Number	Analyst	Lab	Prepared or Analyzed
Total/NA	Analysis	300.0		1	116176	MS	EET ATL	02/24/26 20:51
Total/NA	Prep	3010A			116068	SA	EET ATL	02/24/26 08:22
Total/NA	Analysis	6010D		1	116655	DS	EET ATL	02/25/26 16:52
Total Recoverable	Prep	3005A			116396	BR	EET ATL	02/25/26 10:35
Total Recoverable	Analysis	6020B		1	116751	IF	EET ATL	02/26/26 06:04
Total Recoverable	Prep	3005A			116396	BR	EET ATL	02/25/26 10:35
Total Recoverable	Analysis	6020B		1	116925	IF	EET ATL	02/26/26 16:22
Total/NA	Prep	7470A			117705	GR	EET ATL	03/03/26 12:52
Total/NA	Analysis	7470A		1	117851	GR	EET ATL	03/03/26 21:31
Total/NA	Analysis	2320B-2011		1	118312	AH	EET ATL	03/05/26 11:30

Lab Chronicle

Client: Southern Company
Project/Site: CCR - Plant Scherer Ash Pond

Job ID: 705-58414-1

Client Sample ID: SCH-SGWA-25

Lab Sample ID: 705-58414-3

Date Collected: 02/20/26 11:07

Matrix: Water

Date Received: 02/20/26 15:05

Prep Type	Batch Type	Batch Method	Run	Dilution Factor	Batch Number	Analyst	Lab	Prepared or Analyzed
Total/NA	Analysis	2540C - 2015		1	116938	AGA	EET ATL	02/26/26 20:57

Laboratory References:

EET ATL = Eurofins Atlanta, 3080 Presidential Dr, Atlanta, GA 30340, TEL (770)457-8177

QC Sample Results

Client: Southern Company
Project/Site: CCR - Plant Scherer Ash Pond

Job ID: 705-58414-1

Method: 300.0 - Anions, Ion Chromatography

Lab Sample ID: MB 705-116176/70
Matrix: Water
Analysis Batch: 116176

Client Sample ID: Method Blank
Prep Type: Total/NA

Analyte	MB Result	MB Qualifier	RL	MDL	Unit	D	Prepared	Analyzed	Dil Fac
Chloride	<0.98		1.0	0.98	mg/L			02/24/26 18:12	1
Fluoride	<0.081		0.20	0.081	mg/L			02/24/26 18:12	1
Sulfate	<0.77		1.0	0.77	mg/L			02/24/26 18:12	1

Lab Sample ID: LCS 705-116176/71
Matrix: Water
Analysis Batch: 116176

Client Sample ID: Lab Control Sample
Prep Type: Total/NA

Analyte	Spike Added	LCS Result	LCS Qualifier	Unit	D	%Rec	%Rec Limits
Chloride	10.0	10.1		mg/L		101	90 - 110
Fluoride	5.00	4.89		mg/L		98	90 - 110
Sulfate	25.0	26.3		mg/L		105	90 - 110

Lab Sample ID: 705-58421-B-1 MS
Matrix: Water
Analysis Batch: 116176

Client Sample ID: Matrix Spike
Prep Type: Total/NA

Analyte	Sample Result	Sample Qualifier	Spike Added	MS Result	MS Qualifier	Unit	D	%Rec	%Rec Limits
Chloride	4.4		10.0	14.4		mg/L		100	90 - 110
Fluoride	<0.081		5.00	4.63		mg/L		93	90 - 110
Sulfate	2.1		25.0	25.9		mg/L		95	90 - 110

Lab Sample ID: 705-58421-B-1 MSD
Matrix: Water
Analysis Batch: 116176

Client Sample ID: Matrix Spike Duplicate
Prep Type: Total/NA

Analyte	Sample Result	Sample Qualifier	Spike Added	MSD Result	MSD Qualifier	Unit	D	%Rec	%Rec Limits	RPD	RPD Limit
Chloride	4.4		10.0	14.3		mg/L		99	90 - 110	1	20
Fluoride	<0.081		5.00	4.77		mg/L		95	90 - 110	3	20
Sulfate	2.1		25.0	26.1		mg/L		96	90 - 110	1	20

Method: 6010D - Metals (ICP)

Lab Sample ID: MB 705-116068/1-A
Matrix: Water
Analysis Batch: 116655

Client Sample ID: Method Blank
Prep Type: Total/NA
Prep Batch: 116068

Analyte	MB Result	MB Qualifier	RL	MDL	Unit	D	Prepared	Analyzed	Dil Fac
Boron	0.0317	J	0.080	0.026	mg/L		02/24/26 08:22	02/25/26 15:23	1
Calcium	<0.038		0.10	0.038	mg/L		02/24/26 08:22	02/25/26 15:23	1
Lithium	<0.0037		0.020	0.0037	mg/L		02/24/26 08:22	02/25/26 15:23	1

Lab Sample ID: LCS 705-116068/2-A
Matrix: Water
Analysis Batch: 116655

Client Sample ID: Lab Control Sample
Prep Type: Total/NA
Prep Batch: 116068

Analyte	Spike Added	LCS Result	LCS Qualifier	Unit	D	%Rec	%Rec Limits
Boron	1.00	1.04		mg/L		104	80 - 120
Calcium	10.0	10.7		mg/L		107	80 - 120
Lithium	1.00	0.946		mg/L		95	80 - 120

QC Sample Results

Client: Southern Company
Project/Site: CCR - Plant Scherer Ash Pond

Job ID: 705-58414-1

Method: 6010D - Metals (ICP)

Lab Sample ID: 705-58411-A-4-B MS
Matrix: Water
Analysis Batch: 116655

Client Sample ID: Matrix Spike
Prep Type: Total/NA
Prep Batch: 116068

Analyte	Sample Result	Sample Qualifier	Spike Added	MS Result	MS Qualifier	Unit	D	%Rec	%Rec Limits
Boron	<0.026		1.00	1.03		mg/L		103	75 - 125
Calcium	<0.038		10.0	10.6		mg/L		106	75 - 125
Lithium	<0.0037		1.00	0.939		mg/L		94	75 - 125

Lab Sample ID: 705-58411-A-4-C MSD
Matrix: Water
Analysis Batch: 116655

Client Sample ID: Matrix Spike Duplicate
Prep Type: Total/NA
Prep Batch: 116068

Analyte	Sample Result	Sample Qualifier	Spike Added	MSD Result	MSD Qualifier	Unit	D	%Rec	%Rec Limits	RPD	RPD Limit
Boron	<0.026		1.00	1.01		mg/L		101	75 - 125	2	20
Calcium	<0.038		10.0	10.4		mg/L		104	75 - 125	2	20
Lithium	<0.0037		1.00	0.916		mg/L		92	75 - 125	3	20

Method: 6020B - Metals (ICP/MS)

Lab Sample ID: MB 705-116396/1-A
Matrix: Water
Analysis Batch: 116751

Client Sample ID: Method Blank
Prep Type: Total Recoverable
Prep Batch: 116396

Analyte	MB Result	MB Qualifier	RL	MDL	Unit	D	Prepared	Analyzed	Dil Fac
Antimony	<0.0025		0.0050	0.0025	mg/L		02/25/26 10:35	02/26/26 03:53	1
Arsenic	<0.0013		0.0050	0.0013	mg/L		02/25/26 10:35	02/26/26 03:53	1
Barium	<0.00041		0.010	0.00041	mg/L		02/25/26 10:35	02/26/26 03:53	1
Beryllium	<0.00015		0.0010	0.00015	mg/L		02/25/26 10:35	02/26/26 03:53	1
Cadmium	<0.00024		0.00070	0.00024	mg/L		02/25/26 10:35	02/26/26 03:53	1
Chromium	<0.0037		0.0050	0.0037	mg/L		02/25/26 10:35	02/26/26 03:53	1
Cobalt	<0.00041		0.0050	0.00041	mg/L		02/25/26 10:35	02/26/26 03:53	1
Iron	<0.018		0.10	0.018	mg/L		02/25/26 10:35	02/26/26 03:53	1
Lead	<0.00086		0.0010	0.00086	mg/L		02/25/26 10:35	02/26/26 03:53	1
Magnesium	<0.016		0.10	0.016	mg/L		02/25/26 10:35	02/26/26 03:53	1
Molybdenum	<0.00069		0.0050	0.00069	mg/L		02/25/26 10:35	02/26/26 03:53	1
Potassium	<0.044		0.10	0.044	mg/L		02/25/26 10:35	02/26/26 03:53	1
Selenium	<0.0023		0.0050	0.0023	mg/L		02/25/26 10:35	02/26/26 03:53	1
Sodium	<0.25	^+	0.50	0.25	mg/L		02/25/26 10:35	02/26/26 03:53	1

Lab Sample ID: MB 705-116396/1-A
Matrix: Water
Analysis Batch: 116925

Client Sample ID: Method Blank
Prep Type: Total Recoverable
Prep Batch: 116396

Analyte	MB Result	MB Qualifier	RL	MDL	Unit	D	Prepared	Analyzed	Dil Fac
Thallium	0.000222	J	0.0010	0.00019	mg/L		02/25/26 10:35	02/26/26 15:25	1

Lab Sample ID: LCS 705-116396/2-A
Matrix: Water
Analysis Batch: 116751

Client Sample ID: Lab Control Sample
Prep Type: Total Recoverable
Prep Batch: 116396

Analyte	Spike Added	LCS Result	LCS Qualifier	Unit	D	%Rec	%Rec Limits
Antimony	0.100	0.0971		mg/L		97	80 - 120
Arsenic	0.100	0.105		mg/L		105	80 - 120
Barium	0.100	0.102		mg/L		102	80 - 120

Method: 6020B - Metals (ICP/MS) (Continued)

Lab Sample ID: LCS 705-116396/2-A
Matrix: Water
Analysis Batch: 116751

Client Sample ID: Lab Control Sample
Prep Type: Total Recoverable
Prep Batch: 116396

Analyte	Spike Added	LCS Result	LCS Qualifier	Unit	D	%Rec	%Rec Limits
Beryllium	0.100	0.105		mg/L		105	80 - 120
Cadmium	0.100	0.102		mg/L		102	80 - 120
Chromium	0.100	0.102		mg/L		102	80 - 120
Cobalt	0.100	0.104		mg/L		104	80 - 120
Iron	1.00	1.00		mg/L		100	80 - 120
Lead	0.100	0.105		mg/L		105	80 - 120
Magnesium	1.00	1.02		mg/L		102	80 - 120
Molybdenum	0.100	0.107		mg/L		107	80 - 120
Potassium	1.00	1.08		mg/L		108	80 - 120
Selenium	0.100	0.109		mg/L		109	80 - 120
Sodium	1.00	1.16	^+	mg/L		116	80 - 120
Thallium	0.100	0.110		mg/L		110	80 - 120

Lab Sample ID: 680-269682-A-1-B MS
Matrix: Water
Analysis Batch: 116751

Client Sample ID: Matrix Spike
Prep Type: Total Recoverable
Prep Batch: 116396

Analyte	Sample Result	Sample Qualifier	Spike Added	MS Result	MS Qualifier	Unit	D	%Rec	%Rec Limits
Antimony	0.0054		0.100	0.0940		mg/L		89	75 - 125
Arsenic	0.0064		0.100	0.0993		mg/L		93	75 - 125
Barium	0.082		0.100	0.175		mg/L		93	75 - 125
Beryllium	0.0024		0.100	0.106		mg/L		103	75 - 125
Cadmium	0.0012		0.100	0.101		mg/L		99	75 - 125
Chromium	0.0058		0.100	0.0962		mg/L		90	75 - 125
Cobalt	0.0044	J	0.100	0.0964		mg/L		92	75 - 125
Iron	3.7	F1	1.00	4.36	F1	mg/L		69	75 - 125
Lead	0.0046		0.100	0.0997		mg/L		95	75 - 125
Magnesium	6.7		1.00	7.59	4	mg/L		88	75 - 125
Molybdenum	0.0065		0.100	0.104		mg/L		98	75 - 125
Potassium	5.2		1.00	6.08	4	mg/L		89	75 - 125
Selenium	<0.0023		0.100	0.104		mg/L		104	75 - 125
Sodium	22	^+	1.00	22.7	4 ^+	mg/L		113	75 - 125
Thallium	0.0054	B	0.100	0.101		mg/L		96	75 - 125

Lab Sample ID: 680-269682-A-1-C MSD
Matrix: Water
Analysis Batch: 116751

Client Sample ID: Matrix Spike Duplicate
Prep Type: Total Recoverable
Prep Batch: 116396

Analyte	Sample Result	Sample Qualifier	Spike Added	MSD Result	MSD Qualifier	Unit	D	%Rec	%Rec Limits	RPD	RPD Limit
Antimony	0.0054		0.100	0.0998		mg/L		94	75 - 125	6	20
Arsenic	0.0064		0.100	0.105		mg/L		99	75 - 125	6	20
Barium	0.082		0.100	0.177		mg/L		95	75 - 125	1	20
Beryllium	0.0024		0.100	0.105		mg/L		102	75 - 125	1	20
Cadmium	0.0012		0.100	0.102		mg/L		101	75 - 125	2	20
Chromium	0.0058		0.100	0.0997		mg/L		94	75 - 125	4	20
Cobalt	0.0044	J	0.100	0.0994		mg/L		95	75 - 125	3	20
Iron	3.7	F1	1.00	4.36	F1	mg/L		68	75 - 125	0	20
Lead	0.0046		0.100	0.105		mg/L		101	75 - 125	5	20
Magnesium	6.7		1.00	7.41	4	mg/L		71	75 - 125	2	20

Method: 6020B - Metals (ICP/MS) (Continued)

Lab Sample ID: 680-269682-A-1-C MSD — **Client Sample ID: Matrix Spike Duplicate**
Matrix: Water — **Prep Type: Total Recoverable**
Analysis Batch: 116751 — **Prep Batch: 116396**

Analyte	Sample Result	Sample Qualifier	Spike Added	MSD Result	MSD Qualifier	Unit	D	%Rec	%Rec Limits	RPD	RPD Limit
Molybdenum	0.0065		0.100	0.109		mg/L		103	75 - 125	5	20
Potassium	5.2		1.00	5.78	4	mg/L		59	75 - 125	5	20
Selenium	<0.0023		0.100	0.103		mg/L		103	75 - 125	0	20
Sodium	22	^+	1.00	21.7	4 ^+	mg/L		14	75 - 125	4	20
Thallium	0.0054	B	0.100	0.111		mg/L		105	75 - 125	9	20

Method: 7470A - Mercury (CVAA)

Lab Sample ID: MB 705-117705/1-A — **Client Sample ID: Method Blank**
Matrix: Water — **Prep Type: Total/NA**
Analysis Batch: 117851 — **Prep Batch: 117705**

Analyte	MB Result	MB Qualifier	RL	MDL	Unit	D	Prepared	Analyzed	Dil Fac
Mercury	<0.00017		0.00020	0.00017	mg/L		03/03/26 15:44	03/03/26 20:21	1

Lab Sample ID: LCS 705-117705/2-A — **Client Sample ID: Lab Control Sample**
Matrix: Water — **Prep Type: Total/NA**
Analysis Batch: 117851 — **Prep Batch: 117705**

Analyte	Spike Added	LCS Result	LCS Qualifier	Unit	D	%Rec	%Rec Limits
Mercury	0.00400	0.00439		mg/L		110	80 - 120

Lab Sample ID: 705-59128-D-1-F MS — **Client Sample ID: Matrix Spike**
Matrix: Water — **Prep Type: Total/NA**
Analysis Batch: 117851 — **Prep Batch: 117705**

Analyte	Sample Result	Sample Qualifier	Spike Added	MS Result	MS Qualifier	Unit	D	%Rec	%Rec Limits
Mercury	<0.00017		0.00400	0.00440		mg/L		110	75 - 125

Lab Sample ID: 705-59128-D-1-G MSD — **Client Sample ID: Matrix Spike Duplicate**
Matrix: Water — **Prep Type: Total/NA**
Analysis Batch: 117851 — **Prep Batch: 117705**

Analyte	Sample Result	Sample Qualifier	Spike Added	MSD Result	MSD Qualifier	Unit	D	%Rec	%Rec Limits	RPD	RPD Limit
Mercury	<0.00017		0.00400	0.00427		mg/L		107	75 - 125	3	20

Method: 2320B-2011 - Alkalinity, Total

Lab Sample ID: LCS 705-118312/1 — **Client Sample ID: Lab Control Sample**
Matrix: Water — **Prep Type: Total/NA**
Analysis Batch: 118312

Analyte	Spike Added	LCS Result	LCS Qualifier	Unit	D	%Rec	%Rec Limits
Total Alkalinity as CaCO3	125	130		mg/L		104	90 - 110

Lab Sample ID: 705-58411-B-1 DU — **Client Sample ID: Duplicate**
Matrix: Water — **Prep Type: Total/NA**
Analysis Batch: 118312

Analyte	Sample Result	Sample Qualifier	DU Result	DU Qualifier	Unit	D	RPD	RPD Limit
Total Alkalinity as CaCO3	100		98.0		mg/L		2	30

Method: 2320B-2011 - Alkalinity, Total (Continued)

Lab Sample ID: 705-58411-B-1 DU
Matrix: Water
Analysis Batch: 118312

Client Sample ID: Duplicate
Prep Type: Total/NA

Analyte	Sample Result	Sample Qualifier		DU Result	DU Qualifier	Unit	D			RPD	RPD Limit
Bicarbonate Alkalinity as CaCO3	100			98.0		mg/L				2	30
Carbonate Alkalinity as CaCO3	<3.0			<3.0		mg/L				NC	30

Method: 2540C - 2015 - Total Dissolved Solids (Dried at 180 °C)

Lab Sample ID: MB 705-116938/1
Matrix: Water
Analysis Batch: 116938

Client Sample ID: Method Blank
Prep Type: Total/NA

Analyte	MB Result	MB Qualifier	RL	MDL	Unit	D	Prepared	Analyzed	Dil Fac
Total Dissolved Solids	<10		10	10	mg/L			02/26/26 20:57	1

Lab Sample ID: LCS 705-116938/2
Matrix: Water
Analysis Batch: 116938

Client Sample ID: Lab Control Sample
Prep Type: Total/NA

Analyte			Spike Added	LCS Result	LCS Qualifier	Unit	D	%Rec	%Rec Limits		
Total Dissolved Solids			996	1110		mg/L		111	80 - 120		

Lab Sample ID: 705-58823-A-2 DU
Matrix: Water
Analysis Batch: 116938

Client Sample ID: Duplicate
Prep Type: Total/NA

Analyte	Sample Result	Sample Qualifier		DU Result	DU Qualifier	Unit	D			RPD	RPD Limit
Total Dissolved Solids	13000			12800		mg/L				2	10

Accreditation/Certification Summary

Client: Southern Company
Project/Site: CCR - Plant Scherer Ash Pond

Job ID: 705-58414-1

Laboratory: Eurofins Atlanta

The accreditations/certifications listed below are applicable to this report.

Authority	Program	Identification Number	Expiration Date
Florida	NELAP	E87582	06-30-26
Georgia	State	E87582	06-30-26

eurofins | Environment Testing

ANALYTICAL REPORT

PREPARED FOR

Attn: Joju Abraham
Southern Company
241 Ralph McGill Blvd SE
B10185
Atlanta, Georgia (St) 30308

Generated 3/9/2026 3:10:08 PM

JOB DESCRIPTION

CCR - Plant Scherer Ash Pond Assessment

JOB NUMBER

705-58418-1

Eurofins Atlanta
3080 Presidential Dr
Atlanta GA 30340

See page two for job notes and contact information.

my EOL

Eurofins Atlanta

Job Notes

The test results in this report relate only to the samples as received by the laboratory and will meet all requirements of the methodology, with any exceptions noted. This report shall not be reproduced except in full, without the express written approval of the laboratory. All questions should be directed to the Eurofins Environment Testing Southeast, LLC Project Manager.

Authorization

Generated
3/9/2026 3:10:08 PM

Authorized for release by
David Fuller, Project Manager
David.Fuller@et.eurofinsus.com
(770)344-8986

Table of Contents

Cover Page 1
Table of Contents 3
Sample Summary 4
Chain of Custody 5
Receipt Checklists 7
Definitions/Glossary 8
Case Narrative 9
Detection Summary 10
Client Sample Results 12
Method Summary 16
Lab Chronicle 17
QC Sample Results 19
Certification Summary 27

Sample Summary

Client: Southern Company
Job ID: 705-58418-1
Project/Site: CCR - Plant Scherer Ash Pond Assessment

Lab Sample ID	Client Sample ID	Matrix	Collected	Received	Sample Origin
705-58418-1	SCH-PZ-44I	Water	02/20/26 10:08	02/20/26 15:05	Georgia (St)
705-58418-2	SCH-AP1-EB-4	Water	02/20/26 10:38	02/20/26 15:05	Georgia (St)
705-58418-3	SCH-PZ-42I	Water	02/20/26 11:10	02/20/26 15:05	Georgia (St)
705-58418-4	SCH-AP1-FD-4	Water	02/20/26 00:00	02/20/26 15:05	Georgia (St)

3080 Presidential Dr
Atlanta, GA 30340
Phone (770) 457-8177

Chain of Custody Record

eurofins | Environment Testing

Client Information	Sampler: Dana Bloomfield	Lab PM: David Fuller / Phone 770-344-8986	Carrier Tracking No(s):	COC No:
Client Contact: Joju Abraham	Phone: 404-242-7557	E-Mail: David Fuller@ET EurofinsUS.com	State of Origin: GA	Page: Page 1 of 1
Company: Southern Company	PWSID			Job #:
Address: 241 Ralph McGill Blvd SE B10185	Due Date Requested			
City: Atlanta	TAT Requested (days)			
State, Zip: GA, 30308	Compliance Project: Δ Yes Δ No			
Phone	Lab Project #: 70504534 (DO NOT REMOVE)			
Email: JAbraham@southernco com	Lab PO #: GPC82130-0003 / PO Line #1			
Project Name: CCR - Plant Scherer Ash Pond Assessment	Project #:			
Site:	SSOW#:			

Analysis Requested

Preservation Codes:
D - HNO3
N - None

705-58418 COC

Other:

Task_Code: SCH-CCR-ASSMT-2026S1

Special Instructions/Notes:

Sample Identification	Sample Date	Sample Time	Sample Type (C=comp, G=grab)	Matrix (W=water S=solid, O=waste/oil, BT=Tissue, A=Air)	Field Filtered Sample (Yes or No)	Perform MS/MSD (Yes or No)	300_ORGFM_28D - Chloride, Fluoride, Sulfate	2540C_Calcd - Total Dissolved Solids (TDS)	6010D- App III Metals + Lithium	6020B - App IV Metals + Mg, Na, K, Fe	7470A - App IV Mercury	9315_Ra226 - Radium-226 (GFPC) - 21 day decay	9320_Ra228 - Radium-228 (GFPC) - 21 day decay	Ra226Ra228_GFPC - Combined Radium 226 and 228	2320B - Total Alkalinity					Total Number of containers
			Preservation Code:				N	N	D	D	D	D	D	D	N					
SCH-PZ-44I	2/20/26	10 08	G	WG			X	X	X	X	X	X	X	X	X					5
SCH-AP1-EB-4	2/20/26	10 38	G	WQ			X	X	X	X	X	X	X	X	X					5
SCH-PZ-42I	2/20/26	11 10	G	WG			X	X	X	X	X	X	X	X	X					5
SCH-AP1-FD-4	2/20/26	-	G	WG			X	X	X	X	X	X	X	X	X					5

Possible Hazard Identification
☒ Non-Hazard ☐ Flammable ☐ Skin Irritant ☐ Poison B ☐ Unknown ☐ Radiological

Sample Disposal (A fee may be assessed if samples are retained longer than 1 month)
☐ Return To Client ☒ Disposal By Lab ☐ Archive For _____ Months

Deliverable Requested I, II, III, IV, Other (specify)

Special Instructions/QC Requirements

Empty Kit Relinquished by:	Date	Time	Method of Shipment:

Relinquished by:	Date/Time	Company	Received by:	Date/Time:	Company
[signature]	2/20/26 1505	WSP	[signature]	2-2026-15 05	
Relinquished by:	Date/Time	Company	Received by:	Date/Time:	Company
Relinquished by:	Date/Time:	Company	Received by:	Date/Time:	Company

Custody Seals Intact: Δ Yes Δ No

Custody Seal No :

Cooler Temperature(s) °C and Other Remarks: 2.0°, 0.5°, 0.2°, 0.4°, 0.1° a # 2665

3080 Presidential Dr
Atlanta, GA 30340
Phone (770) 457-8177

Chain of Custody Record

eurofins | Environment Testing

Client Information	Sampler: Dana Bloomfield	Lab PM: David Fuller / Phone: 770-344-8986	Carrier Tracking No(s):	COC No:
Client Contact: Joju Abraham	Phone: 404-242-7557	E-Mail: David.Fuller@ET.EurofinsUS.com	State of Origin: GA	Page: Page 1 of 1
Company: Southern Company	PWSID:			Job #:
Address: 241 Ralph McGill Blvd SE B10185	Due Date Requested:			
City: Atlanta	TAT Requested (days):			
State, Zip: GA, 30308	Compliance Project: Δ Yes Δ No			
Phone:	Lab Project #: 70504534 (DO NOT REMOVE)			
Email: JAbraham@southernco.com	Lab PO #: GPC82130-0003 / PO Line #1			
Project Name: CCR - Plant Scherer Ash Pond Assessment	Project #:			
Site:	SSOW#:			

Analysis Requested

Preservation Codes:
D - HNO3
N - None

705-58418 COC

Other:

Task_Code: SCH-CCR-ASSMT-2026S1

Special Instructions/Notes:

Sample Identification	Sample Date	Sample Time	Sample Type (C=Comp, G=grab)	Matrix (W=water, S=solid, O=waste/oil, BT=Tissue, A=Air)	Field Filtered Sample (Yes or No)	Perform MS/MSD (Yes or No)	300_ORGFM_28D - Chloride, Fluoride, Sulfate	2540C_Calcd - Total Dissolved Solids (TDS)	6010D- App III Metals + Lithium	6020B - App IV Metals + Mg, Na, K, Fe	7470A - App IV Mercury	9315_Ra226 - Radium-226 (GFPC) - 21 day decay	9320_Ra228 - Radium-228 (GFPC) - 21 day decay	Ra226Ra228_GFPC - Combined Radium 226 and 228	2320B - Total Alkalinity					Total Number of containers
			Preservation Code:				N	N	D	D	D	D	D	D	N					
SCH-PZ-44I	2/20/26	10:08	G	WG			X	X	X	X	X	X	X	X	X					5
SCH-AP1-EB-4	2/20/26	10:38	G	WQ			X	X	X	X	X	X	X	X	X					5
SCH-PZ-42I	2/20/26	11:10	G	WG			X	X	X	X	X	X	X	X	X					5
SCH-AP1-FD-4	2/20/26	-	G	WG			X	X	X	X	X	X	X	X	X					5

Possible Hazard Identification
☒ Non-Hazard ☐ Flammable ☐ Skin Irritant ☐ Poison B ☐ Unknown ☐ Radiological

Sample Disposal (A fee may be assessed if samples are retained longer than 1 month)
☐ Return To Client ☒ Disposal By Lab ☐ Archive For _____ Months

Deliverable Requested: I, II, III, IV, Other (specify)

Special Instructions/QC Requirements:

Empty Kit Relinquished by:	Date:	Time:	Method of Shipment:

Relinquished by:	Date/Time:	Company	Received by:	Date/Time:	Company
	2/20/26 1505	WSP		2-2026-1505	
Relinquished by:	Date/Time:	Company	Received by:	Date/Time:	Company
Relinquished by:	Date/Time:	Company	Received by:	Date/Time:	Company

Custody Seals Intact: Δ Yes Δ No

Custody Seal No.:

Cooler Temperature(s) °C and Other Remarks: 2.0°, 0.5°, 0.2°, 0.4°, 0.1° cl # 2665

3/9/2026

Login Sample Receipt Checklist

Client: Southern Company

Job Number: 705-58418-1

Login Number: 58418
List Number: 1
Creator: Sims, Christion

List Source: Eurofins Atlanta

Question	Answer	Comment
The cooler's custody seal, if present, is intact.	True	
The cooler does not appear to have been compromised or tampered with.	True	
Samples were received on ice.	True	
Cooler Temperature is acceptable.	True	
Cooler Temperature is recorded.	True	
COC present.	True	
COC is filled out in ink and legible.	True	
COC is filled out with all pertinent information.	True	
Sample custody seals, if present, are intact.	True	
Sample collection date/times are provided.	True	
The samples do not appear to have been compromised or tampered with.	True	
Containers are not broken or leaking.	True	
There are no discrepancies between the containers received and the COC.	True	
Sample containers have legible labels.	True	
Appropriate sample containers were rec'd and sufficient volume for all analyses.	True	
Samples are received within Holding Time (excluding tests with immediate HTs).	True	
Containers requiring zero headspace have no headspace or bubble is <6mm (1/4").	True	
Is there sufficient air space in bottle for bacteriological analysis.	N/A	

This receipt checklist is generated for all samples received in this Login. It may not be applicable to all Jobs associated with this Login.

Definitions/Glossary

Client: Southern Company
Job ID: 705-58418-1
Project/Site: CCR - Plant Scherer Ash Pond Assessment

Qualifiers

HPLC/IC

Qualifier	Qualifier Description
F1	MS and/or MSD recovery exceeds control limits.
J	Result is less than the RL but greater than or equal to the MDL and the concentration is an approximate value.

Metals

Qualifier	Qualifier Description
^+	Continuing Calibration Verification (CCV) is outside acceptance limits, high biased.
4	MS, MSD: The analyte present in the original sample is greater than 4 times the matrix spike concentration; therefore, control limits are not applicable.
F1	MS and/or MSD recovery exceeds control limits.
J	Result is less than the RL but greater than or equal to the MDL and the concentration is an approximate value.

Glossary

Abbreviation	These commonly used abbreviations may or may not be present in this report.
☼	Listed under the "D" column to designate that the result is reported on a dry weight basis
%R	Percent Recovery
CFL	Contains Free Liquid
CFU	Colony Forming Unit
CNF	Contains No Free Liquid
DER	Duplicate Error Ratio (normalized absolute difference)
Dil Fac	Dilution Factor
DL	Detection Limit (DoD/DOE)
DL, RA, RE, IN	Indicates a Dilution, Re-analysis, Re-extraction, or additional Initial metals/anion analysis of the sample
DLC	Decision Level Concentration (Radiochemistry)
EDL	Estimated Detection Limit (Dioxin)
LOD	Limit of Detection (DoD/DOE)
LOQ	Limit of Quantitation (DoD/DOE)
MCL	EPA recommended "Maximum Contaminant Level"
MDA	Minimum Detectable Activity (Radiochemistry)
MDC	Minimum Detectable Concentration (Radiochemistry)
MDL	Method Detection Limit
ML	Minimum Level (Dioxin)
MPN	Most Probable Number
MQL	Method Quantitation Limit
NC	Not Calculated
ND	Not Detected at the reporting limit (or MDL or EDL if shown)
NEG	Negative / Absent
POS	Positive / Present
PQL	Practical Quantitation Limit
PRES	Presumptive
QC	Quality Control
RER	Relative Error Ratio (Radiochemistry)
RL	Reporting Limit or Requested Limit (Radiochemistry)
RPD	Relative Percent Difference, a measure of the relative difference between two points
TEF	Toxicity Equivalent Factor (Dioxin)
TEQ	Toxicity Equivalent Quotient (Dioxin)
TNTC	Too Numerous To Count

Job Narrative
705-58418-1

The analytical test results presented in this report meet all requirements of the associated regulatory program listed on the Accreditation/Certification Summary Page, unless otherwise noted. Data qualifiers and/or narrative comments are included to explain any exceptions, if applicable. Regulated compliance samples (e.g. SDWA, NPDES) must comply with associated agency requirements/permits.

- Matrix-specific batch QC (e.g., MS, MSD, SD) may not be reported when insufficient sample volume is available or when site-specific QC samples are not submitted. In such cases, a Laboratory Control Sample Duplicate (LCSD) may be analyzed to provide precision data for the batch.
- For samples analyzed using surrogate and/or isotope dilution analytes, any recoveries falling outside of established acceptance criteria are re-prepared and/or re-analyzed to confirm results, unless the deviation is due to sample dilution or otherwise explained in the case narrative.

Receipt
The samples were received on 2/20/2026 3:05 PM. Unless otherwise noted below, the samples arrived in good condition, and, where required, properly preserved and on ice. The temperatures of the 5 coolers at receipt time were 0.1°C, 0.2°C, 0.4°C, 0.5°C and 2.0°C.

HPLC/IC
No additional analytical or quality issues were noted, other than those described above or in the Definitions/ Glossary page.

Metals
Method 6010D: The method blank for preparation batch 705-116068 and analytical batch 705-116655 contained Boron above the method detection limit. This target analyte concentration was less than the reporting limit (RL) in the method blank; therefore, re-extraction and/or re-analysis of samples was not performed.

Method 6020B - Total Recoverable: The method blank for preparation batch 705-116396 contained Thallium above the reporting limit (RL). None of the samples associated with this method blank contained the target compound; therefore, re-extraction and/or re-analysis of samples were not performed.

Method 6020B - Total Recoverable: The continuing calibration verification (CCV) associated with batch 705-116751 recovered above the upper control limit for Sodium. Non-detections of the affected analytes are reported. Any detections are considered estimated.

No additional analytical or quality issues were noted, other than those described above or in the Definitions/ Glossary page.

General Chemistry
No additional analytical or quality issues were noted, other than those described above or in the Definitions/ Glossary page.

Detection Summary

Client: Southern Company
Project/Site: CCR - Plant Scherer Ash Pond Assessment

Job ID: 705-58418-1

Client Sample ID: SCH-PZ-44I — Lab Sample ID: 705-58418-1

Analyte	Result	Qualifier	RL	MDL	Unit	Dil Fac	D	Method	Prep Type
Chloride	3.1		1.0	0.98	mg/L	1		300.0	Total/NA
Fluoride	0.18	J	0.20	0.081	mg/L	1		300.0	Total/NA
Sulfate	1.7		1.0	0.77	mg/L	1		300.0	Total/NA
Calcium	27		0.10	0.038	mg/L	1		6010D	Total/NA
Lithium	0.012	J	0.020	0.0037	mg/L	1		6010D	Total/NA
Barium	0.012		0.010	0.00041	mg/L	1		6020B	Total Recoverable
Cobalt	0.0018	J	0.0050	0.00041	mg/L	1		6020B	Total Recoverable
Iron	0.70		0.10	0.018	mg/L	1		6020B	Total Recoverable
Magnesium	12		0.10	0.016	mg/L	1		6020B	Total Recoverable
Potassium	2.0		0.10	0.044	mg/L	1		6020B	Total Recoverable
Sodium	6.5		0.50	0.25	mg/L	1		6020B	Total Recoverable
Total Alkalinity as CaCO3	130		3.0	3.0	mg/L	1		2320B-2011	Total/NA
Bicarbonate Alkalinity as CaCO3	130		3.0	3.0	mg/L	1		2320B-2011	Total/NA
Total Dissolved Solids	160		10	10	mg/L	1		2540C - 2015	Total/NA

Client Sample ID: SCH-AP1-EB-4 — Lab Sample ID: 705-58418-2

Analyte	Result	Qualifier	RL	MDL	Unit	Dil Fac	D	Method	Prep Type
Fluoride	0.16	J	0.20	0.081	mg/L	1		300.0	Total/NA
Sulfate	0.85	J	1.0	0.77	mg/L	1		300.0	Total/NA

Client Sample ID: SCH-PZ-42I — Lab Sample ID: 705-58418-3

Analyte	Result	Qualifier	RL	MDL	Unit	Dil Fac	D	Method	Prep Type
Chloride	12		1.0	0.98	mg/L	1		300.0	Total/NA
Fluoride	0.18	J	0.20	0.081	mg/L	1		300.0	Total/NA
Sulfate	220		10	7.7	mg/L	10		300.0	Total/NA
Boron	2.5		0.080	0.026	mg/L	1		6010D	Total/NA
Calcium	71		0.10	0.038	mg/L	1		6010D	Total/NA
Lithium	0.023		0.020	0.0037	mg/L	1		6010D	Total/NA
Barium	0.041		0.010	0.00041	mg/L	1		6020B	Total Recoverable
Iron	0.018	J	0.10	0.018	mg/L	1		6020B	Total Recoverable
Magnesium	22		0.10	0.016	mg/L	1		6020B	Total Recoverable
Molybdenum	0.0086		0.0050	0.00069	mg/L	1		6020B	Total Recoverable
Potassium	6.0		0.10	0.044	mg/L	1		6020B	Total Recoverable
Sodium	27		0.50	0.25	mg/L	1		6020B	Total Recoverable
Total Alkalinity as CaCO3	91		3.0	3.0	mg/L	1		2320B-2011	Total/NA
Bicarbonate Alkalinity as CaCO3	91		3.0	3.0	mg/L	1		2320B-2011	Total/NA
Total Dissolved Solids	470		10	10	mg/L	1		2540C - 2015	Total/NA

This Detection Summary does not include radiochemical test results.

Detection Summary

Client: Southern Company
Job ID: 705-58418-1
Project/Site: CCR - Plant Scherer Ash Pond Assessment

Client Sample ID: SCH-AP1-FD-4 — Lab Sample ID: 705-58418-4

Analyte	Result	Qualifier	RL	MDL	Unit	Dil Fac	D	Method	Prep Type
Chloride	12		1.0	0.98	mg/L	1		300.0	Total/NA
Fluoride	0.31		0.20	0.081	mg/L	1		300.0	Total/NA
Sulfate	240		10	7.7	mg/L	10		300.0	Total/NA
Boron	2.6		0.080	0.026	mg/L	1		6010D	Total/NA
Calcium	72		0.10	0.038	mg/L	1		6010D	Total/NA
Lithium	0.023		0.020	0.0037	mg/L	1		6010D	Total/NA
Barium	0.041		0.010	0.00041	mg/L	1		6020B	Total Recoverable
Magnesium	23		0.10	0.016	mg/L	1		6020B	Total Recoverable
Molybdenum	0.0083		0.0050	0.00069	mg/L	1		6020B	Total Recoverable
Potassium	6.4		0.10	0.044	mg/L	1		6020B	Total Recoverable
Sodium	29		0.50	0.25	mg/L	1		6020B	Total Recoverable
Total Alkalinity as CaCO3	90		3.0	3.0	mg/L	1		2320B-2011	Total/NA
Bicarbonate Alkalinity as CaCO3	90		3.0	3.0	mg/L	1		2320B-2011	Total/NA
Total Dissolved Solids	470		10	10	mg/L	1		2540C - 2015	Total/NA

This Detection Summary does not include radiochemical test results.

Client Sample Results

Client: Southern Company
Project/Site: CCR - Plant Scherer Ash Pond Assessment

Job ID: 705-58418-1

Client Sample ID: SCH-PZ-44I

Lab Sample ID: 705-58418-1
Date Collected: 02/20/26 10:08
Matrix: Water
Date Received: 02/20/26 15:05

Method: EPA 300.0 - Anions, Ion Chromatography

Analyte	Result	Qualifier	RL	MDL	Unit	D	Prepared	Analyzed	Dil Fac
Chloride	**3.1**		1.0	0.98	mg/L			02/24/26 21:13	1
Fluoride	**0.18**	**J**	0.20	0.081	mg/L			02/24/26 21:13	1
Sulfate	**1.7**		1.0	0.77	mg/L			02/24/26 21:13	1

Method: SW846 6010D - Metals (ICP)

Analyte	Result	Qualifier	RL	MDL	Unit	D	Prepared	Analyzed	Dil Fac
Boron	<0.026		0.080	0.026	mg/L		02/24/26 08:22	02/25/26 16:55	1
Calcium	**27**		0.10	0.038	mg/L		02/24/26 08:22	02/25/26 16:55	1
Lithium	**0.012**	**J**	0.020	0.0037	mg/L		02/24/26 08:22	02/25/26 16:55	1

Method: SW846 6020B - Metals (ICP/MS) - Total Recoverable

Analyte	Result	Qualifier	RL	MDL	Unit	D	Prepared	Analyzed	Dil Fac
Antimony	<0.0025		0.0050	0.0025	mg/L		02/25/26 10:35	02/26/26 06:06	1
Arsenic	<0.0013		0.0050	0.0013	mg/L		02/25/26 10:35	02/26/26 06:06	1
Barium	**0.012**		0.010	0.00041	mg/L		02/25/26 10:35	02/26/26 06:06	1
Beryllium	<0.00015		0.0010	0.00015	mg/L		02/25/26 10:35	02/26/26 06:06	1
Cadmium	<0.00024		0.00070	0.00024	mg/L		02/25/26 10:35	02/26/26 06:06	1
Chromium	<0.0037		0.0050	0.0037	mg/L		02/25/26 10:35	02/26/26 06:06	1
Cobalt	**0.0018**	**J**	0.0050	0.00041	mg/L		02/25/26 10:35	02/26/26 06:06	1
Iron	**0.70**		0.10	0.018	mg/L		02/25/26 10:35	02/26/26 06:06	1
Lead	<0.00086		0.0010	0.00086	mg/L		02/25/26 10:35	02/26/26 06:06	1
Magnesium	**12**		0.10	0.016	mg/L		02/25/26 10:35	02/26/26 06:06	1
Molybdenum	<0.00069		0.0050	0.00069	mg/L		02/25/26 10:35	02/26/26 06:06	1
Potassium	**2.0**		0.10	0.044	mg/L		02/25/26 10:35	02/26/26 06:06	1
Selenium	<0.0023		0.0050	0.0023	mg/L		02/25/26 10:35	02/26/26 06:06	1
Sodium	**6.5**		0.50	0.25	mg/L		02/25/26 10:35	02/26/26 16:30	1
Thallium	<0.00019		0.0010	0.00019	mg/L		02/25/26 10:35	02/26/26 06:06	1

Method: SW846 7470A - Mercury (CVAA)

Analyte	Result	Qualifier	RL	MDL	Unit	D	Prepared	Analyzed	Dil Fac
Mercury	<0.00017		0.00020	0.00017	mg/L		03/03/26 10:28	03/03/26 15:29	1

General Chemistry

Analyte	Result	Qualifier	RL	MDL	Unit	D	Prepared	Analyzed	Dil Fac
Total Alkalinity as CaCO3 (SM 2320B-2011)	**130**		3.0	3.0	mg/L			03/05/26 11:30	1
Bicarbonate Alkalinity as CaCO3 (SM 2320B-2011)	**130**		3.0	3.0	mg/L			03/05/26 11:30	1
Carbonate Alkalinity as CaCO3 (SM 2320B-2011)	<3.0		3.0	3.0	mg/L			03/05/26 11:30	1
Total Dissolved Solids (SM 2540C - 2015)	**160**		10	10	mg/L			02/26/26 20:57	1

Client Sample ID: SCH-AP1-EB-4

Lab Sample ID: 705-58418-2
Date Collected: 02/20/26 10:38
Matrix: Water
Date Received: 02/20/26 15:05

Method: EPA 300.0 - Anions, Ion Chromatography

Analyte	Result	Qualifier	RL	MDL	Unit	D	Prepared	Analyzed	Dil Fac
Chloride	<0.98		1.0	0.98	mg/L			02/24/26 21:24	1
Fluoride	**0.16**	**J**	0.20	0.081	mg/L			02/24/26 21:24	1
Sulfate	**0.85**	**J**	1.0	0.77	mg/L			02/24/26 21:24	1

Client Sample Results

Client: Southern Company
Project/Site: CCR - Plant Scherer Ash Pond Assessment

Job ID: 705-58418-1

Client Sample ID: SCH-AP1-EB-4

Lab Sample ID: 705-58418-2

Date Collected: 02/20/26 10:38
Matrix: Water
Date Received: 02/20/26 15:05

Method: SW846 6010D - Metals (ICP)

Analyte	Result	Qualifier	RL	MDL	Unit	D	Prepared	Analyzed	Dil Fac
Boron	<0.026		0.080	0.026	mg/L		02/25/26 11:35	02/27/26 17:39	1
Calcium	<0.038		0.10	0.038	mg/L		02/25/26 11:35	02/27/26 17:39	1
Lithium	<0.0037		0.020	0.0037	mg/L		02/25/26 11:35	02/27/26 17:39	1

Method: SW846 6020B - Metals (ICP/MS) - Total Recoverable

Analyte	Result	Qualifier	RL	MDL	Unit	D	Prepared	Analyzed	Dil Fac
Antimony	<0.0025		0.0050	0.0025	mg/L		02/26/26 07:17	02/26/26 21:23	1
Arsenic	<0.0013		0.0050	0.0013	mg/L		02/26/26 07:17	02/26/26 21:23	1
Barium	<0.00041		0.010	0.00041	mg/L		02/26/26 07:17	02/26/26 21:23	1
Beryllium	<0.00015		0.0010	0.00015	mg/L		02/26/26 07:17	02/26/26 21:23	1
Cadmium	<0.00024		0.00070	0.00024	mg/L		02/26/26 07:17	02/26/26 21:23	1
Chromium	<0.0037		0.0050	0.0037	mg/L		02/26/26 07:17	02/26/26 21:23	1
Cobalt	<0.00041		0.0050	0.00041	mg/L		02/26/26 07:17	02/26/26 21:23	1
Iron	<0.018		0.10	0.018	mg/L		02/26/26 07:17	02/26/26 21:23	1
Lead	<0.00086		0.0010	0.00086	mg/L		02/26/26 07:17	02/26/26 21:23	1
Magnesium	<0.016		0.10	0.016	mg/L		02/26/26 07:17	02/26/26 21:23	1
Molybdenum	<0.00069		0.0050	0.00069	mg/L		02/26/26 07:17	02/26/26 21:23	1
Potassium	<0.044		0.10	0.044	mg/L		02/26/26 07:17	02/26/26 21:23	1
Selenium	<0.0023		0.0050	0.0023	mg/L		02/26/26 07:17	02/26/26 21:23	1
Sodium	<0.25		0.50	0.25	mg/L		02/26/26 07:17	02/26/26 21:23	1
Thallium	<0.00019		0.0010	0.00019	mg/L		02/26/26 07:17	02/26/26 21:23	1

Method: SW846 7470A - Mercury (CVAA)

Analyte	Result	Qualifier	RL	MDL	Unit	D	Prepared	Analyzed	Dil Fac
Mercury	<0.00017		0.00020	0.00017	mg/L		03/03/26 10:28	03/03/26 15:32	1

General Chemistry

Analyte	Result	Qualifier	RL	MDL	Unit	D	Prepared	Analyzed	Dil Fac
Total Alkalinity as CaCO3 (SM 2320B-2011)	<3.0		3.0	3.0	mg/L			03/05/26 11:30	1
Bicarbonate Alkalinity as CaCO3 (SM 2320B-2011)	<3.0		3.0	3.0	mg/L			03/05/26 11:30	1
Carbonate Alkalinity as CaCO3 (SM 2320B-2011)	<3.0		3.0	3.0	mg/L			03/05/26 11:30	1
Total Dissolved Solids (SM 2540C - 2015)	<10		10	10	mg/L			02/26/26 20:57	1

Client Sample ID: SCH-PZ-42I

Lab Sample ID: 705-58418-3

Date Collected: 02/20/26 11:10
Matrix: Water
Date Received: 02/20/26 15:05

Method: EPA 300.0 - Anions, Ion Chromatography

Analyte	Result	Qualifier	RL	MDL	Unit	D	Prepared	Analyzed	Dil Fac
Chloride	**12**		1.0	0.98	mg/L			02/24/26 21:36	1
Fluoride	**0.18**	**J**	0.20	0.081	mg/L			02/24/26 21:36	1
Sulfate	**220**		10	7.7	mg/L			02/25/26 21:16	10

Method: SW846 6010D - Metals (ICP)

Analyte	Result	Qualifier	RL	MDL	Unit	D	Prepared	Analyzed	Dil Fac
Boron	**2.5**		0.080	0.026	mg/L		02/25/26 11:35	02/27/26 18:22	1
Calcium	**71**		0.10	0.038	mg/L		02/25/26 11:35	02/27/26 18:22	1
Lithium	**0.023**		0.020	0.0037	mg/L		02/25/26 11:35	02/27/26 18:22	1

Client Sample Results

Client: Southern Company
Project/Site: CCR - Plant Scherer Ash Pond Assessment

Job ID: 705-58418-1

Client Sample ID: SCH-PZ-42I

Lab Sample ID: 705-58418-3
Matrix: Water
Date Collected: 02/20/26 11:10
Date Received: 02/20/26 15:05

Method: SW846 6020B - Metals (ICP/MS) - Total Recoverable

Analyte	Result	Qualifier	RL	MDL	Unit	D	Prepared	Analyzed	Dil Fac
Antimony	<0.0025		0.0050	0.0025	mg/L		02/26/26 07:17	02/26/26 21:25	1
Arsenic	<0.0013		0.0050	0.0013	mg/L		02/26/26 07:17	02/26/26 21:25	1
Barium	**0.041**		0.010	0.00041	mg/L		02/26/26 07:17	02/26/26 21:25	1
Beryllium	<0.00015		0.0010	0.00015	mg/L		02/26/26 07:17	02/26/26 21:25	1
Cadmium	<0.00024		0.00070	0.00024	mg/L		02/26/26 07:17	02/26/26 21:25	1
Chromium	<0.0037		0.0050	0.0037	mg/L		02/26/26 07:17	02/26/26 21:25	1
Cobalt	<0.00041		0.0050	0.00041	mg/L		02/26/26 07:17	02/26/26 21:25	1
Iron	**0.018**	**J**	0.10	0.018	mg/L		02/26/26 07:17	02/26/26 21:25	1
Lead	<0.00086		0.0010	0.00086	mg/L		02/26/26 07:17	02/26/26 21:25	1
Magnesium	**22**		0.10	0.016	mg/L		02/26/26 07:17	02/26/26 21:25	1
Molybdenum	**0.0086**		0.0050	0.00069	mg/L		02/26/26 07:17	02/26/26 21:25	1
Potassium	**6.0**		0.10	0.044	mg/L		02/26/26 07:17	02/26/26 21:25	1
Selenium	<0.0023		0.0050	0.0023	mg/L		02/26/26 07:17	02/26/26 21:25	1
Sodium	**27**		0.50	0.25	mg/L		02/26/26 07:17	02/26/26 21:25	1
Thallium	<0.00019		0.0010	0.00019	mg/L		02/26/26 07:17	02/26/26 21:25	1

Method: SW846 7470A - Mercury (CVAA)

Analyte	Result	Qualifier	RL	MDL	Unit	D	Prepared	Analyzed	Dil Fac
Mercury	<0.00017		0.00020	0.00017	mg/L		03/03/26 10:28	03/03/26 15:46	1

General Chemistry

Analyte	Result	Qualifier	RL	MDL	Unit	D	Prepared	Analyzed	Dil Fac
Total Alkalinity as CaCO3 (SM 2320B-2011)	**91**		3.0	3.0	mg/L			03/05/26 11:30	1
Bicarbonate Alkalinity as CaCO3 (SM 2320B-2011)	**91**		3.0	3.0	mg/L			03/05/26 11:30	1
Carbonate Alkalinity as CaCO3 (SM 2320B-2011)	<3.0		3.0	3.0	mg/L			03/05/26 11:30	1
Total Dissolved Solids (SM 2540C - 2015)	**470**		10	10	mg/L			02/26/26 20:57	1

Client Sample ID: SCH-AP1-FD-4

Lab Sample ID: 705-58418-4
Matrix: Water
Date Collected: 02/20/26 00:00
Date Received: 02/20/26 15:05

Method: EPA 300.0 - Anions, Ion Chromatography

Analyte	Result	Qualifier	RL	MDL	Unit	D	Prepared	Analyzed	Dil Fac
Chloride	**12**		1.0	0.98	mg/L			02/24/26 21:47	1
Fluoride	**0.31**		0.20	0.081	mg/L			02/24/26 21:47	1
Sulfate	**240**		10	7.7	mg/L			02/25/26 21:27	10

Method: SW846 6010D - Metals (ICP)

Analyte	Result	Qualifier	RL	MDL	Unit	D	Prepared	Analyzed	Dil Fac
Boron	**2.6**		0.080	0.026	mg/L		02/25/26 11:35	02/27/26 18:25	1
Calcium	**72**		0.10	0.038	mg/L		02/25/26 11:35	02/27/26 18:25	1
Lithium	**0.023**		0.020	0.0037	mg/L		02/25/26 11:35	02/27/26 18:25	1

Method: SW846 6020B - Metals (ICP/MS) - Total Recoverable

Analyte	Result	Qualifier	RL	MDL	Unit	D	Prepared	Analyzed	Dil Fac
Antimony	<0.0025		0.0050	0.0025	mg/L		02/26/26 07:17	02/26/26 21:28	1
Arsenic	<0.0013		0.0050	0.0013	mg/L		02/26/26 07:17	02/26/26 21:28	1
Barium	**0.041**		0.010	0.00041	mg/L		02/26/26 07:17	02/26/26 21:28	1

Client Sample ID: SCH-AP1-FD-4

Lab Sample ID: 705-58418-4

Date Collected: 02/20/26 00:00

Matrix: Water

Date Received: 02/20/26 15:05

Method: SW846 6020B - Metals (ICP/MS) - Total Recoverable (Continued)

Analyte	Result	Qualifier	RL	MDL	Unit	D	Prepared	Analyzed	Dil Fac
Beryllium	<0.00015		0.0010	0.00015	mg/L		02/26/26 07:17	02/26/26 21:28	1
Cadmium	<0.00024		0.00070	0.00024	mg/L		02/26/26 07:17	02/26/26 21:28	1
Chromium	<0.0037		0.0050	0.0037	mg/L		02/26/26 07:17	02/26/26 21:28	1
Cobalt	<0.00041		0.0050	0.00041	mg/L		02/26/26 07:17	02/26/26 21:28	1
Iron	<0.018		0.10	0.018	mg/L		02/26/26 07:17	02/26/26 21:28	1
Lead	<0.00086		0.0010	0.00086	mg/L		02/26/26 07:17	02/26/26 21:28	1
Magnesium	**23**		0.10	0.016	mg/L		02/26/26 07:17	02/26/26 21:28	1
Molybdenum	**0.0083**		0.0050	0.00069	mg/L		02/26/26 07:17	02/26/26 21:28	1
Potassium	**6.4**		0.10	0.044	mg/L		02/26/26 07:17	02/26/26 21:28	1
Selenium	<0.0023		0.0050	0.0023	mg/L		02/26/26 07:17	02/26/26 21:28	1
Sodium	**29**		0.50	0.25	mg/L		02/26/26 07:17	02/26/26 21:28	1
Thallium	<0.00019		0.0010	0.00019	mg/L		02/26/26 07:17	02/26/26 21:28	1

Method: SW846 7470A - Mercury (CVAA)

Analyte	Result	Qualifier	RL	MDL	Unit	D	Prepared	Analyzed	Dil Fac
Mercury	<0.00017		0.00020	0.00017	mg/L		03/03/26 10:28	03/03/26 15:49	1

General Chemistry

Analyte	Result	Qualifier	RL	MDL	Unit	D	Prepared	Analyzed	Dil Fac
Total Alkalinity as CaCO3 (SM 2320B-2011)	**90**		3.0	3.0	mg/L			03/05/26 11:30	1
Bicarbonate Alkalinity as CaCO3 (SM 2320B-2011)	**90**		3.0	3.0	mg/L			03/05/26 11:30	1
Carbonate Alkalinity as CaCO3 (SM 2320B-2011)	<3.0		3.0	3.0	mg/L			03/05/26 11:30	1
Total Dissolved Solids (SM 2540C - 2015)	**470**		10	10	mg/L			02/26/26 20:57	1

Method Summary

Client: Southern Company
Project/Site: CCR - Plant Scherer Ash Pond Assessment

Job ID: 705-58418-1

Method	Method Description	Protocol	Laboratory
300.0	Anions, Ion Chromatography	EPA	EET ATL
6010D	Metals (ICP)	SW846	EET ATL
6020B	Metals (ICP/MS)	SW846	EET ATL
7470A	Mercury (CVAA)	SW846	EET ATL
2320B-2011	Alkalinity, Total	SM	EET ATL
2540C - 2015	Total Dissolved Solids (Dried at 180 °C)	SM	EET ATL
3005A	Preparation, Total Recoverable or Dissolved Metals	SW846	EET ATL
3010A	Preparation, Total Metals	SW846	EET ATL
7470A	Preparation, Mercury	SW846	EET ATL

Protocol References:

EPA = US Environmental Protection Agency

SM = "Standard Methods For The Examination Of Water And Wastewater"

SW846 = "Test Methods For Evaluating Solid Waste, Physical/Chemical Methods", Third Edition, November 1986 And Its Updates.

Laboratory References:

EET ATL = Eurofins Atlanta, 3080 Presidential Dr, Atlanta, GA 30340, TEL (770)457-8177

Lab Chronicle

Client: Southern Company
Project/Site: CCR - Plant Scherer Ash Pond Assessment

Job ID: 705-58418-1

Client Sample ID: SCH-PZ-44I

Lab Sample ID: 705-58418-1

Date Collected: 02/20/26 10:08
Matrix: Water
Date Received: 02/20/26 15:05

Prep Type	Batch Type	Batch Method	Run	Dilution Factor	Batch Number	Analyst	Lab	Prepared or Analyzed
Total/NA	Analysis	300.0		1	116176	MS	EET ATL	02/24/26 21:13
Total/NA	Prep	3010A			116068	SA	EET ATL	02/24/26 08:22
Total/NA	Analysis	6010D		1	116655	DS	EET ATL	02/25/26 16:55
Total Recoverable	Prep	3005A			116396	BR	EET ATL	02/25/26 10:35
Total Recoverable	Analysis	6020B		1	116751	IF	EET ATL	02/26/26 06:06
Total Recoverable	Prep	3005A			116396	BR	EET ATL	02/25/26 10:35
Total Recoverable	Analysis	6020B		1	116925	IF	EET ATL	02/26/26 16:30
Total/NA	Prep	7470A			117571	GR	EET ATL	03/03/26 10:28
Total/NA	Analysis	7470A		1	117814	GR	EET ATL	03/03/26 15:29
Total/NA	Analysis	2320B-2011		1	118312	AH	EET ATL	03/05/26 11:30
Total/NA	Analysis	2540C - 2015		1	116938	AGA	EET ATL	02/26/26 20:57

Client Sample ID: SCH-AP1-EB-4

Lab Sample ID: 705-58418-2

Date Collected: 02/20/26 10:38
Matrix: Water
Date Received: 02/20/26 15:05

Prep Type	Batch Type	Batch Method	Run	Dilution Factor	Batch Number	Analyst	Lab	Prepared or Analyzed
Total/NA	Analysis	300.0		1	116176	MS	EET ATL	02/24/26 21:24
Total/NA	Prep	3010A			116431	TR	EET ATL	02/25/26 11:35
Total/NA	Analysis	6010D		1	117232	MT	EET ATL	02/27/26 17:39
Total Recoverable	Prep	3005A			116550	SA	EET ATL	02/26/26 07:17
Total Recoverable	Analysis	6020B		1	117081	TT	EET ATL	02/26/26 21:23
Total/NA	Prep	7470A			117571	GR	EET ATL	03/03/26 10:28
Total/NA	Analysis	7470A		1	117814	GR	EET ATL	03/03/26 15:32
Total/NA	Analysis	2320B-2011		1	118387	AH	EET ATL	03/05/26 11:30
Total/NA	Analysis	2540C - 2015		1	116938	AGA	EET ATL	02/26/26 20:57

Client Sample ID: SCH-PZ-42I

Lab Sample ID: 705-58418-3

Date Collected: 02/20/26 11:10
Matrix: Water
Date Received: 02/20/26 15:05

Prep Type	Batch Type	Batch Method	Run	Dilution Factor	Batch Number	Analyst	Lab	Prepared or Analyzed
Total/NA	Analysis	300.0		1	116176	MS	EET ATL	02/24/26 21:36
Total/NA	Analysis	300.0		10	116429	MS	EET ATL 2	02/25/26 21:16
Total/NA	Prep	3010A			116431	TR	EET ATL	02/25/26 11:35
Total/NA	Analysis	6010D		1	117232	MT	EET ATL	02/27/26 18:22
Total Recoverable	Prep	3005A			116550	SA	EET ATL	02/26/26 07:17
Total Recoverable	Analysis	6020B		1	117081	TT	EET ATL	02/26/26 21:25
Total/NA	Prep	7470A			117571	GR	EET ATL	03/03/26 10:28
Total/NA	Analysis	7470A		1	117814	GR	EET ATL	03/03/26 15:46
Total/NA	Analysis	2320B-2011		1	118312	AH	EET ATL	03/05/26 11:30
Total/NA	Analysis	2540C - 2015		1	116938	AGA	EET ATL	02/26/26 20:57

Lab Chronicle

Client: Southern Company
Project/Site: CCR - Plant Scherer Ash Pond Assessment

Job ID: 705-58418-1

Client Sample ID: SCH-AP1-FD-4

Lab Sample ID: 705-58418-4

Date Collected: 02/20/26 00:00

Matrix: Water

Date Received: 02/20/26 15:05

Prep Type	Batch Type	Batch Method	Run	Dilution Factor	Batch Number	Analyst	Lab	Prepared or Analyzed
Total/NA	Analysis	300.0		1	116176	MS	EET ATL	02/24/26 21:47
Total/NA	Analysis	300.0		10	116429	MS	EET ATL 2	02/25/26 21:27
Total/NA	Prep	3010A			116431	TR	EET ATL	02/25/26 11:35
Total/NA	Analysis	6010D		1	117232	MT	EET ATL	02/27/26 18:25
Total Recoverable	Prep	3005A			116550	SA	EET ATL	02/26/26 07:17
Total Recoverable	Analysis	6020B		1	117081	TT	EET ATL	02/26/26 21:28
Total/NA	Prep	7470A			117571	GR	EET ATL	03/03/26 10:28
Total/NA	Analysis	7470A		1	117814	GR	EET ATL	03/03/26 15:49
Total/NA	Analysis	2320B-2011		1	118312	AH	EET ATL	03/05/26 11:30
Total/NA	Analysis	2540C - 2015		1	116938	AGA	EET ATL	02/26/26 20:57

Laboratory References:

EET ATL = Eurofins Atlanta, 3080 Presidential Dr, Atlanta, GA 30340, TEL (770)457-8177

QC Sample Results

Client: Southern Company
Project/Site: CCR - Plant Scherer Ash Pond Assessment

Job ID: 705-58418-1

Method: 300.0 - Anions, Ion Chromatography

Lab Sample ID: MB 705-116176/70 — **Client Sample ID: Method Blank**
Matrix: Water — **Prep Type: Total/NA**
Analysis Batch: 116176

Analyte	MB Result	MB Qualifier	RL	MDL	Unit	D	Prepared	Analyzed	Dil Fac
Chloride	<0.98		1.0	0.98	mg/L			02/24/26 18:12	1
Fluoride	<0.081		0.20	0.081	mg/L			02/24/26 18:12	1
Sulfate	<0.77		1.0	0.77	mg/L			02/24/26 18:12	1

Lab Sample ID: LCS 705-116176/71 — **Client Sample ID: Lab Control Sample**
Matrix: Water — **Prep Type: Total/NA**
Analysis Batch: 116176

Analyte	Spike Added	LCS Result	LCS Qualifier	Unit	D	%Rec	%Rec Limits
Chloride	10.0	10.1		mg/L		101	90 - 110
Fluoride	5.00	4.89		mg/L		98	90 - 110
Sulfate	25.0	26.3		mg/L		105	90 - 110

Lab Sample ID: 705-58421-B-1 MS — **Client Sample ID: Matrix Spike**
Matrix: Water — **Prep Type: Total/NA**
Analysis Batch: 116176

Analyte	Sample Result	Sample Qualifier	Spike Added	MS Result	MS Qualifier	Unit	D	%Rec	%Rec Limits
Chloride	4.4		10.0	14.4		mg/L		100	90 - 110
Fluoride	<0.081		5.00	4.63		mg/L		93	90 - 110
Sulfate	2.1		25.0	25.9		mg/L		95	90 - 110

Lab Sample ID: 705-58421-B-1 MSD — **Client Sample ID: Matrix Spike Duplicate**
Matrix: Water — **Prep Type: Total/NA**
Analysis Batch: 116176

Analyte	Sample Result	Sample Qualifier	Spike Added	MSD Result	MSD Qualifier	Unit	D	%Rec	%Rec Limits	RPD	RPD Limit
Chloride	4.4		10.0	14.3		mg/L		99	90 - 110	1	20
Fluoride	<0.081		5.00	4.77		mg/L		95	90 - 110	3	20
Sulfate	2.1		25.0	26.1		mg/L		96	90 - 110	1	20

Lab Sample ID: MB 705-116429/47 — **Client Sample ID: Method Blank**
Matrix: Water — **Prep Type: Total/NA**
Analysis Batch: 116429

Analyte	MB Result	MB Qualifier	RL	MDL	Unit	D	Prepared	Analyzed	Dil Fac
Chloride	<0.98		1.0	0.98	mg/L			02/25/26 15:41	1
Fluoride	<0.081		0.20	0.081	mg/L			02/25/26 15:41	1
Sulfate	<0.77		1.0	0.77	mg/L			02/25/26 15:41	1

Lab Sample ID: LCS 705-116429/48 — **Client Sample ID: Lab Control Sample**
Matrix: Water — **Prep Type: Total/NA**
Analysis Batch: 116429

Analyte	Spike Added	LCS Result	LCS Qualifier	Unit	D	%Rec	%Rec Limits
Chloride	10.0	10.2		mg/L		102	90 - 110
Fluoride	5.00	5.07		mg/L		101	90 - 110
Sulfate	25.0	25.1		mg/L		101	90 - 110

Method: 300.0 - Anions, Ion Chromatography (Continued)

Lab Sample ID: 705-58583-A-1 MS — **Client Sample ID: Matrix Spike**
Matrix: Water — **Prep Type: Total/NA**
Analysis Batch: 116429

Analyte	Sample Result	Sample Qualifier	Spike Added	MS Result	MS Qualifier	Unit	D	%Rec	%Rec Limits
Chloride	16	F1	10.0	29.3	F1	mg/L		131	90 - 110
Fluoride	0.21		5.00	5.06		mg/L		97	90 - 110
Sulfate	2.3		25.0	27.4		mg/L		100	90 - 110

Lab Sample ID: 705-58583-A-1 MSD — **Client Sample ID: Matrix Spike Duplicate**
Matrix: Water — **Prep Type: Total/NA**
Analysis Batch: 116429

Analyte	Sample Result	Sample Qualifier	Spike Added	MSD Result	MSD Qualifier	Unit	D	%Rec	%Rec Limits	RPD	RPD Limit
Chloride	16	F1	10.0	28.9	F1	mg/L		127	90 - 110	1	20
Fluoride	0.21		5.00	5.14		mg/L		99	90 - 110	2	20
Sulfate	2.3		25.0	26.9		mg/L		99	90 - 110	2	20

Method: 6010D - Metals (ICP)

Lab Sample ID: MB 705-116068/1-A — **Client Sample ID: Method Blank**
Matrix: Water — **Prep Type: Total/NA**
Analysis Batch: 116655 — **Prep Batch: 116068**

Analyte	MB Result	MB Qualifier	RL	MDL	Unit	D	Prepared	Analyzed	Dil Fac
Boron	0.0317	J	0.080	0.026	mg/L		02/24/26 08:22	02/25/26 15:23	1
Calcium	<0.038		0.10	0.038	mg/L		02/24/26 08:22	02/25/26 15:23	1
Lithium	<0.0037		0.020	0.0037	mg/L		02/24/26 08:22	02/25/26 15:23	1

Lab Sample ID: LCS 705-116068/2-A — **Client Sample ID: Lab Control Sample**
Matrix: Water — **Prep Type: Total/NA**
Analysis Batch: 116655 — **Prep Batch: 116068**

Analyte	Spike Added	LCS Result	LCS Qualifier	Unit	D	%Rec	%Rec Limits
Boron	1.00	1.04		mg/L		104	80 - 120
Calcium	10.0	10.7		mg/L		107	80 - 120
Lithium	1.00	0.946		mg/L		95	80 - 120

Lab Sample ID: 705-58411-A-4-B MS — **Client Sample ID: Matrix Spike**
Matrix: Water — **Prep Type: Total/NA**
Analysis Batch: 116655 — **Prep Batch: 116068**

Analyte	Sample Result	Sample Qualifier	Spike Added	MS Result	MS Qualifier	Unit	D	%Rec	%Rec Limits
Boron	<0.026		1.00	1.03		mg/L		103	75 - 125
Calcium	<0.038		10.0	10.6		mg/L		106	75 - 125
Lithium	<0.0037		1.00	0.939		mg/L		94	75 - 125

Lab Sample ID: 705-58411-A-4-C MSD — **Client Sample ID: Matrix Spike Duplicate**
Matrix: Water — **Prep Type: Total/NA**
Analysis Batch: 116655 — **Prep Batch: 116068**

Analyte	Sample Result	Sample Qualifier	Spike Added	MSD Result	MSD Qualifier	Unit	D	%Rec	%Rec Limits	RPD	RPD Limit
Boron	<0.026		1.00	1.01		mg/L		101	75 - 125	2	20
Calcium	<0.038		10.0	10.4		mg/L		104	75 - 125	2	20
Lithium	<0.0037		1.00	0.916		mg/L		92	75 - 125	3	20

QC Sample Results

Client: Southern Company
Project/Site: CCR - Plant Scherer Ash Pond Assessment

Job ID: 705-58418-1

Method: 6010D - Metals (ICP)

Lab Sample ID: MB 705-116431/1-A
Matrix: Water
Analysis Batch: 117232

Client Sample ID: Method Blank
Prep Type: Total/NA
Prep Batch: 116431

Analyte	MB Result	MB Qualifier	RL	MDL	Unit	D	Prepared	Analyzed	Dil Fac
Boron	<0.026		0.080	0.026	mg/L		02/25/26 11:35	02/27/26 17:33	1
Calcium	<0.038		0.10	0.038	mg/L		02/25/26 11:35	02/27/26 17:33	1
Lithium	<0.0037		0.020	0.0037	mg/L		02/25/26 11:35	02/27/26 17:33	1

Lab Sample ID: LCS 705-116431/2-A
Matrix: Water
Analysis Batch: 117232

Client Sample ID: Lab Control Sample
Prep Type: Total/NA
Prep Batch: 116431

Analyte	Spike Added	LCS Result	LCS Qualifier	Unit	D	%Rec	%Rec Limits
Boron	1.00	0.979		mg/L		98	80 - 120
Calcium	10.0	9.99		mg/L		100	80 - 120
Lithium	1.00	0.968		mg/L		97	80 - 120

Lab Sample ID: 705-58418-2 MS
Matrix: Water
Analysis Batch: 117232

Client Sample ID: SCH-AP1-EB-4
Prep Type: Total/NA
Prep Batch: 116431

Analyte	Sample Result	Sample Qualifier	Spike Added	MS Result	MS Qualifier	Unit	D	%Rec	%Rec Limits
Boron	<0.026		1.00	0.956		mg/L		96	75 - 125
Calcium	<0.038		10.0	9.78		mg/L		98	75 - 125
Lithium	<0.0037		1.00	0.960		mg/L		96	75 - 125

Lab Sample ID: 705-58418-2 MSD
Matrix: Water
Analysis Batch: 117232

Client Sample ID: SCH-AP1-EB-4
Prep Type: Total/NA
Prep Batch: 116431

Analyte	Sample Result	Sample Qualifier	Spike Added	MSD Result	MSD Qualifier	Unit	D	%Rec	%Rec Limits	RPD	RPD Limit
Boron	<0.026		1.00	0.955		mg/L		95	75 - 125	0	20
Calcium	<0.038		10.0	9.75		mg/L		98	75 - 125	0	20
Lithium	<0.0037		1.00	0.942		mg/L		94	75 - 125	2	20

Method: 6020B - Metals (ICP/MS)

Lab Sample ID: MB 705-116396/1-A
Matrix: Water
Analysis Batch: 116751

Client Sample ID: Method Blank
Prep Type: Total Recoverable
Prep Batch: 116396

Analyte	MB Result	MB Qualifier	RL	MDL	Unit	D	Prepared	Analyzed	Dil Fac
Antimony	<0.0025		0.0050	0.0025	mg/L		02/25/26 10:35	02/26/26 03:53	1
Arsenic	<0.0013		0.0050	0.0013	mg/L		02/25/26 10:35	02/26/26 03:53	1
Barium	<0.00041		0.010	0.00041	mg/L		02/25/26 10:35	02/26/26 03:53	1
Beryllium	<0.00015		0.0010	0.00015	mg/L		02/25/26 10:35	02/26/26 03:53	1
Cadmium	<0.00024		0.00070	0.00024	mg/L		02/25/26 10:35	02/26/26 03:53	1
Chromium	<0.0037		0.0050	0.0037	mg/L		02/25/26 10:35	02/26/26 03:53	1
Cobalt	<0.00041		0.0050	0.00041	mg/L		02/25/26 10:35	02/26/26 03:53	1
Iron	<0.018		0.10	0.018	mg/L		02/25/26 10:35	02/26/26 03:53	1
Lead	<0.00086		0.0010	0.00086	mg/L		02/25/26 10:35	02/26/26 03:53	1
Magnesium	<0.016		0.10	0.016	mg/L		02/25/26 10:35	02/26/26 03:53	1
Molybdenum	<0.00069		0.0050	0.00069	mg/L		02/25/26 10:35	02/26/26 03:53	1
Potassium	<0.044		0.10	0.044	mg/L		02/25/26 10:35	02/26/26 03:53	1

QC Sample Results

Client: Southern Company
Project/Site: CCR - Plant Scherer Ash Pond Assessment

Job ID: 705-58418-1

Method: 6020B - Metals (ICP/MS) (Continued)

Lab Sample ID: MB 705-116396/1-A
Matrix: Water
Analysis Batch: 116751

Client Sample ID: Method Blank
Prep Type: Total Recoverable
Prep Batch: 116396

Analyte	MB Result	MB Qualifier	RL	MDL	Unit	D	Prepared	Analyzed	Dil Fac
Selenium	<0.0023		0.0050	0.0023	mg/L		02/25/26 10:35	02/26/26 03:53	1
Sodium	<0.25	^+	0.50	0.25	mg/L		02/25/26 10:35	02/26/26 03:53	1

Lab Sample ID: MB 705-116396/1-A
Matrix: Water
Analysis Batch: 116925

Client Sample ID: Method Blank
Prep Type: Total Recoverable
Prep Batch: 116396

Analyte	MB Result	MB Qualifier	RL	MDL	Unit	D	Prepared	Analyzed	Dil Fac
Thallium	0.000222	J	0.0010	0.00019	mg/L		02/25/26 10:35	02/26/26 15:25	1

Lab Sample ID: LCS 705-116396/2-A
Matrix: Water
Analysis Batch: 116751

Client Sample ID: Lab Control Sample
Prep Type: Total Recoverable
Prep Batch: 116396

Analyte	Spike Added	LCS Result	LCS Qualifier	Unit	D	%Rec	%Rec Limits
Antimony	0.100	0.0971		mg/L		97	80 - 120
Arsenic	0.100	0.105		mg/L		105	80 - 120
Barium	0.100	0.102		mg/L		102	80 - 120
Beryllium	0.100	0.105		mg/L		105	80 - 120
Cadmium	0.100	0.102		mg/L		102	80 - 120
Chromium	0.100	0.102		mg/L		102	80 - 120
Cobalt	0.100	0.104		mg/L		104	80 - 120
Iron	1.00	1.00		mg/L		100	80 - 120
Lead	0.100	0.105		mg/L		105	80 - 120
Magnesium	1.00	1.02		mg/L		102	80 - 120
Molybdenum	0.100	0.107		mg/L		107	80 - 120
Potassium	1.00	1.08		mg/L		108	80 - 120
Selenium	0.100	0.109		mg/L		109	80 - 120
Sodium	1.00	1.16	^+	mg/L		116	80 - 120
Thallium	0.100	0.110		mg/L		110	80 - 120

Lab Sample ID: 680-269682-A-1-B MS
Matrix: Water
Analysis Batch: 116751

Client Sample ID: Matrix Spike
Prep Type: Total Recoverable
Prep Batch: 116396

Analyte	Sample Result	Sample Qualifier	Spike Added	MS Result	MS Qualifier	Unit	D	%Rec	%Rec Limits
Antimony	0.0054		0.100	0.0940		mg/L		89	75 - 125
Arsenic	0.0064		0.100	0.0993		mg/L		93	75 - 125
Barium	0.082		0.100	0.175		mg/L		93	75 - 125
Beryllium	0.0024		0.100	0.106		mg/L		103	75 - 125
Cadmium	0.0012		0.100	0.101		mg/L		99	75 - 125
Chromium	0.0058		0.100	0.0962		mg/L		90	75 - 125
Cobalt	0.0044	J	0.100	0.0964		mg/L		92	75 - 125
Iron	3.7	F1	1.00	4.36	F1	mg/L		69	75 - 125
Lead	0.0046		0.100	0.0997		mg/L		95	75 - 125
Magnesium	6.7		1.00	7.59	4	mg/L		88	75 - 125
Molybdenum	0.0065		0.100	0.104		mg/L		98	75 - 125
Potassium	5.2		1.00	6.08	4	mg/L		89	75 - 125
Selenium	<0.0023		0.100	0.104		mg/L		104	75 - 125

Method: 6020B - Metals (ICP/MS) (Continued)

Lab Sample ID: 680-269682-A-1-B MS
Matrix: Water
Analysis Batch: 116751

Client Sample ID: Matrix Spike
Prep Type: Total Recoverable
Prep Batch: 116396

Analyte	Sample Result	Sample Qualifier	Spike Added	MS Result	MS Qualifier	Unit	D	%Rec	%Rec Limits
Sodium	22	^+	1.00	22.7	4 ^+	mg/L		113	75 - 125
Thallium	0.0054	B	0.100	0.101		mg/L		96	75 - 125

Lab Sample ID: 680-269682-A-1-C MSD
Matrix: Water
Analysis Batch: 116751

Client Sample ID: Matrix Spike Duplicate
Prep Type: Total Recoverable
Prep Batch: 116396

Analyte	Sample Result	Sample Qualifier	Spike Added	MSD Result	MSD Qualifier	Unit	D	%Rec	%Rec Limits	RPD	RPD Limit
Antimony	0.0054		0.100	0.0998		mg/L		94	75 - 125	6	20
Arsenic	0.0064		0.100	0.105		mg/L		99	75 - 125	6	20
Barium	0.082		0.100	0.177		mg/L		95	75 - 125	1	20
Beryllium	0.0024		0.100	0.105		mg/L		102	75 - 125	1	20
Cadmium	0.0012		0.100	0.102		mg/L		101	75 - 125	2	20
Chromium	0.0058		0.100	0.0997		mg/L		94	75 - 125	4	20
Cobalt	0.0044	J	0.100	0.0994		mg/L		95	75 - 125	3	20
Iron	3.7	F1	1.00	4.36	F1	mg/L		68	75 - 125	0	20
Lead	0.0046		0.100	0.105		mg/L		101	75 - 125	5	20
Magnesium	6.7		1.00	7.41	4	mg/L		71	75 - 125	2	20
Molybdenum	0.0065		0.100	0.109		mg/L		103	75 - 125	5	20
Potassium	5.2		1.00	5.78	4	mg/L		59	75 - 125	5	20
Selenium	<0.0023		0.100	0.103		mg/L		103	75 - 125	0	20
Sodium	22	^+	1.00	21.7	^+ 4	mg/L		14	75 - 125	4	20
Thallium	0.0054	B	0.100	0.111		mg/L		105	75 - 125	9	20

Lab Sample ID: MB 705-116550/1-A
Matrix: Water
Analysis Batch: 117081

Client Sample ID: Method Blank
Prep Type: Total Recoverable
Prep Batch: 116550

Analyte	MB Result	MB Qualifier	RL	MDL	Unit	D	Prepared	Analyzed	Dil Fac
Antimony	<0.0025		0.0050	0.0025	mg/L		02/26/26 07:17	02/26/26 21:07	1
Arsenic	<0.0013		0.0050	0.0013	mg/L		02/26/26 07:17	02/26/26 21:07	1
Barium	<0.00041		0.010	0.00041	mg/L		02/26/26 07:17	02/26/26 21:07	1
Beryllium	<0.00015		0.0010	0.00015	mg/L		02/26/26 07:17	02/26/26 21:07	1
Cadmium	<0.00024		0.00070	0.00024	mg/L		02/26/26 07:17	02/26/26 21:07	1
Chromium	<0.0037		0.0050	0.0037	mg/L		02/26/26 07:17	02/26/26 21:07	1
Cobalt	<0.00041		0.0050	0.00041	mg/L		02/26/26 07:17	02/26/26 21:07	1
Iron	<0.018		0.10	0.018	mg/L		02/26/26 07:17	02/26/26 21:07	1
Lead	<0.00086		0.0010	0.00086	mg/L		02/26/26 07:17	02/26/26 21:07	1
Magnesium	<0.016		0.10	0.016	mg/L		02/26/26 07:17	02/26/26 21:07	1
Molybdenum	<0.00069		0.0050	0.00069	mg/L		02/26/26 07:17	02/26/26 21:07	1
Potassium	<0.044		0.10	0.044	mg/L		02/26/26 07:17	02/26/26 21:07	1
Selenium	<0.0023		0.0050	0.0023	mg/L		02/26/26 07:17	02/26/26 21:07	1
Sodium	<0.25		0.50	0.25	mg/L		02/26/26 07:17	02/26/26 21:07	1
Thallium	<0.00019		0.0010	0.00019	mg/L		02/26/26 07:17	02/26/26 21:07	1

Method: 6020B - Metals (ICP/MS) (Continued)

Lab Sample ID: LCS 705-116550/2-A
Client Sample ID: Lab Control Sample
Matrix: Water
Prep Type: Total Recoverable
Analysis Batch: 117081
Prep Batch: 116550

Analyte	Spike Added	LCS Result	LCS Qualifier	Unit	D	%Rec	%Rec Limits
Antimony	0.100	0.0926		mg/L		93	80 - 120
Arsenic	0.100	0.0927		mg/L		93	80 - 120
Barium	0.100	0.0960		mg/L		96	80 - 120
Beryllium	0.100	0.102		mg/L		102	80 - 120
Cadmium	0.100	0.0969		mg/L		97	80 - 120
Chromium	0.100	0.110		mg/L		110	80 - 120
Cobalt	0.100	0.112		mg/L		112	80 - 120
Iron	1.00	1.09		mg/L		109	80 - 120
Lead	0.100	0.104		mg/L		104	80 - 120
Magnesium	1.00	1.05		mg/L		105	80 - 120
Molybdenum	0.100	0.100		mg/L		100	80 - 120
Potassium	1.00	1.00		mg/L		100	80 - 120
Selenium	0.100	0.0909		mg/L		91	80 - 120
Sodium	1.00	1.09		mg/L		109	80 - 120
Thallium	0.100	0.102		mg/L		102	80 - 120

Lab Sample ID: 705-58636-F-10-B MS
Client Sample ID: Matrix Spike
Matrix: Water
Prep Type: Total Recoverable
Analysis Batch: 117081
Prep Batch: 116550

Analyte	Sample Result	Sample Qualifier	Spike Added	MS Result	MS Qualifier	Unit	D	%Rec	%Rec Limits
Antimony	<0.0025		0.100	0.0971		mg/L		97	75 - 125
Arsenic	<0.0013		0.100	0.0955		mg/L		95	75 - 125
Barium	0.0074	J	0.100	0.105		mg/L		98	75 - 125
Beryllium	<0.00015		0.100	0.101		mg/L		101	75 - 125
Cadmium	<0.00024		0.100	0.0977		mg/L		98	75 - 125
Chromium	<0.0037		0.100	0.113		mg/L		113	75 - 125
Cobalt	<0.00041		0.100	0.117		mg/L		117	75 - 125
Iron	0.046	J	1.00	1.18		mg/L		113	75 - 125
Lead	<0.00086		0.100	0.109		mg/L		109	75 - 125
Magnesium	0.43		1.00	1.53		mg/L		110	75 - 125
Molybdenum	<0.00069		0.100	0.107		mg/L		107	75 - 125
Potassium	0.32		1.00	1.36		mg/L		104	75 - 125
Selenium	<0.0023		0.100	0.0978		mg/L		98	75 - 125
Sodium	1.9		1.00	3.15		mg/L		120	75 - 125
Thallium	<0.00019		0.100	0.108		mg/L		108	75 - 125

Lab Sample ID: 705-58636-F-10-C MSD
Client Sample ID: Matrix Spike Duplicate
Matrix: Water
Prep Type: Total Recoverable
Analysis Batch: 117081
Prep Batch: 116550

Analyte	Sample Result	Sample Qualifier	Spike Added	MSD Result	MSD Qualifier	Unit	D	%Rec	%Rec Limits	RPD	RPD Limit
Antimony	<0.0025		0.100	0.0931		mg/L		93	75 - 125	4	20
Arsenic	<0.0013		0.100	0.0924		mg/L		92	75 - 125	3	20
Barium	0.0074	J	0.100	0.101		mg/L		94	75 - 125	4	20
Beryllium	<0.00015		0.100	0.101		mg/L		101	75 - 125	0	20
Cadmium	<0.00024		0.100	0.0978		mg/L		98	75 - 125	0	20
Chromium	<0.0037		0.100	0.112		mg/L		112	75 - 125	1	20
Cobalt	<0.00041		0.100	0.113		mg/L		113	75 - 125	3	20

Method: 6020B - Metals (ICP/MS) (Continued)

Lab Sample ID: 705-58636-F-10-C MSD — **Client Sample ID: Matrix Spike Duplicate**
Matrix: Water — **Prep Type: Total Recoverable**
Analysis Batch: 117081 — **Prep Batch: 116550**

Analyte	Sample Result	Sample Qualifier	Spike Added	MSD Result	MSD Qualifier	Unit	D	%Rec	%Rec Limits	RPD	RPD Limit
Iron	0.046	J	1.00	1.20		mg/L		115	75 - 125	1	20
Lead	<0.00086		0.100	0.103		mg/L		103	75 - 125	6	20
Magnesium	0.43		1.00	1.49		mg/L		106	75 - 125	2	20
Molybdenum	<0.00069		0.100	0.0998		mg/L		100	75 - 125	7	20
Potassium	0.32		1.00	1.32		mg/L		101	75 - 125	3	20
Selenium	<0.0023		0.100	0.0902		mg/L		90	75 - 125	8	20
Sodium	1.9		1.00	3.08		mg/L		114	75 - 125	2	20
Thallium	<0.00019		0.100	0.101		mg/L		101	75 - 125	6	20

Method: 7470A - Mercury (CVAA)

Lab Sample ID: MB 705-117571/1-A — **Client Sample ID: Method Blank**
Matrix: Water — **Prep Type: Total/NA**
Analysis Batch: 117814 — **Prep Batch: 117571**

Analyte	MB Result	MB Qualifier	RL	MDL	Unit	D	Prepared	Analyzed	Dil Fac
Mercury	<0.00017		0.00020	0.00017	mg/L		03/03/26 10:28	03/03/26 13:38	1

Lab Sample ID: LCS 705-117571/2-A — **Client Sample ID: Lab Control Sample**
Matrix: Water — **Prep Type: Total/NA**
Analysis Batch: 117814 — **Prep Batch: 117571**

Analyte	Spike Added	LCS Result	LCS Qualifier	Unit	D	%Rec	%Rec Limits
Mercury	0.00400	0.00412		mg/L		103	80 - 120

Lab Sample ID: 680-269651-D-25-D MS — **Client Sample ID: Matrix Spike**
Matrix: Water — **Prep Type: Total/NA**
Analysis Batch: 117814 — **Prep Batch: 117571**

Analyte	Sample Result	Sample Qualifier	Spike Added	MS Result	MS Qualifier	Unit	D	%Rec	%Rec Limits
Mercury	0.00026		0.00400	0.00411		mg/L		96	75 - 125

Lab Sample ID: 680-269651-D-25-E MSD — **Client Sample ID: Matrix Spike Duplicate**
Matrix: Water — **Prep Type: Total/NA**
Analysis Batch: 117814 — **Prep Batch: 117571**

Analyte	Sample Result	Sample Qualifier	Spike Added	MSD Result	MSD Qualifier	Unit	D	%Rec	%Rec Limits	RPD	RPD Limit
Mercury	<0.00017		0.00400	0.00415		mg/L		104	75 - 125	1	20

Method: 2320B-2011 - Alkalinity, Total

Lab Sample ID: LCS 705-118312/1 — **Client Sample ID: Lab Control Sample**
Matrix: Water — **Prep Type: Total/NA**
Analysis Batch: 118312

Analyte	Spike Added	LCS Result	LCS Qualifier	Unit	D	%Rec	%Rec Limits
Total Alkalinity as CaCO3	125	130		mg/L		104	90 - 110

Method: 2320B-2011 - Alkalinity, Total (Continued)

Lab Sample ID: 705-58411-B-1 DU
Matrix: Water
Analysis Batch: 118312

Client Sample ID: Duplicate
Prep Type: Total/NA

Analyte	Sample Result	Sample Qualifier		DU Result	DU Qualifier	Unit	D			RPD	RPD Limit
Total Alkalinity as CaCO3	100			98.0		mg/L				2	30
Bicarbonate Alkalinity as CaCO3	100			98.0		mg/L				2	30
Carbonate Alkalinity as CaCO3	<3.0			<3.0		mg/L				NC	30

Method: 2540C - 2015 - Total Dissolved Solids (Dried at 180 °C)

Lab Sample ID: MB 705-116938/1
Matrix: Water
Analysis Batch: 116938

Client Sample ID: Method Blank
Prep Type: Total/NA

Analyte	MB Result	MB Qualifier	RL	MDL	Unit	D	Prepared	Analyzed	Dil Fac
Total Dissolved Solids	<10		10	10	mg/L			02/26/26 20:57	1

Lab Sample ID: LCS 705-116938/2
Matrix: Water
Analysis Batch: 116938

Client Sample ID: Lab Control Sample
Prep Type: Total/NA

Analyte			Spike Added	LCS Result	LCS Qualifier	Unit	D	%Rec	%Rec Limits		
Total Dissolved Solids			996	1110		mg/L		111	80 - 120		

Lab Sample ID: 705-58823-A-2 DU
Matrix: Water
Analysis Batch: 116938

Client Sample ID: Duplicate
Prep Type: Total/NA

Analyte	Sample Result	Sample Qualifier		DU Result	DU Qualifier	Unit	D			RPD	RPD Limit
Total Dissolved Solids	13000			12800		mg/L				2	10

Accreditation/Certification Summary

Client: Southern Company
Job ID: 705-58418-1
Project/Site: CCR - Plant Scherer Ash Pond Assessment

Laboratory: Eurofins Atlanta

The accreditations/certifications listed below are applicable to this report.

Authority	Program	Identification Number	Expiration Date
Florida	NELAP	E87582	06-30-26
Georgia	State	E87582	06-30-26

eurofins | Environment Testing

ANALYTICAL REPORT

PREPARED FOR

Attn: Joju Abraham
Southern Company
241 Ralph McGill Blvd SE
B10185
Atlanta, Georgia (St) 30308

Generated 3/9/2026 3:31:54 PM

JOB DESCRIPTION

CCR - Plant Scherer Additional PZs

JOB NUMBER

705-58421-1

Eurofins Atlanta
3080 Presidential Dr
Atlanta GA 30340

See page two for job notes and contact information.

my EOL

Eurofins Atlanta

Job Notes

The test results in this report relate only to the samples as received by the laboratory and will meet all requirements of the methodology, with any exceptions noted. This report shall not be reproduced except in full, without the express written approval of the laboratory. All questions should be directed to the Eurofins Environment Testing Southeast, LLC Project Manager.

Authorization

Generated
3/9/2026 3:31:54 PM

Authorized for release by
David Fuller, Project Manager
David.Fuller@et.eurofinsus.com
(770)344-8986

Table of Contents

Cover Page 1
Table of Contents 3
Sample Summary 4
Chain of Custody 5
Receipt Checklists 6
Definitions/Glossary 7
Case Narrative 8
Detection Summary 9
Client Sample Results 10
Method Summary 11
Lab Chronicle 12
QC Sample Results 13
Certification Summary 18

Sample Summary

Client: Southern Company
Project/Site: CCR - Plant Scherer Additional PZs

Job ID: 705-58421-1

Lab Sample ID	Client Sample ID	Matrix	Collected	Received	Sample Origin
705-58421-1	SCH-PZ-25S	Water	02/19/26 13:59	02/20/26 15:05	Georgia (St)

3080 Presidential Dr
Atlanta, GA 30340
Phone (770) 457-8177

Chain of Custody Record

eurofins | Environment Testing

Client Information	Sampler: Dana Bloomfield	Lab PM: David Fuller / Phone 770-344-8986	Carrier Tracking No(s)	COC No:
Client Contact: Joju Abraham	Phone: 404-242-7557	E-Mail: David.Fuller@ET.EurofinsUS.com	State of Origin: GA	Page: Page 1 of 1
Company: Southern Company	PWSID			Job #:
Address: 241 Ralph McGill Blvd SE B10185	Due Date Requested			
City: Atlanta	TAT Requested (days): 2 weeks			
State Zip: GA, 30308	Compliance Project: Δ Yes Δ No			
Phone:	Lab Project #: 70504534 (DO NOT REMOVE)			
Email: JAbraham@southernco.com	Lab PO #: GPC82130-0003 / PO Line #1			
Project Name: CCR - Plant Scherer Additional PZs	Project #:			
Site:	SSOW#:			

Analysis Requested

Preservation Codes:
D - HNO3
N - None

705-58421 COC

Other:

Task_Code: SCH-CCR-ASSMT-2026S1

Special Instructions/Notes:

Sample Identification	Sample Date	Sample Time	Sample Type (C=comp, G=grab)	Matrix (W=water S=solid, O=waste/oil, BT=Tissue, A=Air)	Field Filtered Sample (Yes or No)	Perform MS/MSD (Yes or No)	300_ORGFM_28D - Chloride, Fluoride, Sulfate	2540C_Calcd - Total Dissolved Solids (TDS)	6010D- App III Metals (Boron, Calcium) + Lithium	6020B - App IV Metals (Sb, As, Ba, Be, Cd, Cr, Co, Pb, Mo, Se, Tl) + Mg, Na, K	7470A - App IV Mercury	6010D- App III Metals	6020B - Cobalt + Mg, Na, K	9315_Ra226 - Radium-226 (GFPC) - 21 day decay	9320_Ra228 - Radium-228 (GFPC) - 21 day decay	Ra226Ra228_GFPC - Combined Radium 226 and 228	2320B - Total Alkalinity			Total Number of containers
				Preservation Code:			N	N	D	D	D	D	D	D	D	D	N			
SCH-PZ-25S	2/19/26	13 59	G	WG	N	N	X	X	X	X	X			X	X	X	X			5

Possible Hazard Identification
☒ Non-Hazard ☐ Flammable ☐ Skin Irritant ☐ Poison B ☐ Unknown ☐ Radiological

Sample Disposal (A fee may be assessed if samples are retained longer than 1 month)
☐ Return To Client ☒ Disposal By Lab ☐ Archive For _____ Months

Deliverable Requested I, II, III, IV, Other (specify)

Special Instructions/QC Requirements

Empty Kit Relinquished by:	Date	Time	Method of Shipment:		
Relinquished by:	Date/Time: 2/20/26 1505	Company: WSP	Received by:	Date/Time: 2-20-26	Company: 1505
Relinquished by:	Date/Time:	Company	Received by:	Date/Time:	Company
Relinquished by:	Date/Time:	Company	Received by:	Date/Time:	Company

Custody Seals Intact: Δ Yes Δ No

Custody Seal No.:

Cooler Temperature(s) °C and Other Remarks: 2.0, 0.5°, 0.2°, 0.4°, 0.1° cl # 2665

3/9/2026

Login Sample Receipt Checklist

Client: Southern Company

Job Number: 705-58421-1

Login Number: 58421
List Number: 1
Creator: Sims, Christion

List Source: Eurofins Atlanta

Question	Answer	Comment
The cooler's custody seal, if present, is intact.	True	
The cooler does not appear to have been compromised or tampered with.	True	
Samples were received on ice.	True	
Cooler Temperature is acceptable.	True	
Cooler Temperature is recorded.	True	
COC present.	True	
COC is filled out in ink and legible.	True	
COC is filled out with all pertinent information.	True	
Sample custody seals, if present, are intact.	True	
Sample collection date/times are provided.	True	
The samples do not appear to have been compromised or tampered with.	True	
Containers are not broken or leaking.	True	
There are no discrepancies between the containers received and the COC.	True	
Sample containers have legible labels.	True	
Appropriate sample containers were rec'd and sufficient volume for all analyses.	True	
Samples are received within Holding Time (excluding tests with immediate HTs).	True	
Containers requiring zero headspace have no headspace or bubble is <6mm (1/4").	True	
Is there sufficient air space in bottle for bacteriological analysis.	N/A	

This receipt checklist is generated for all samples received in this Login. It may not be applicable to all Jobs associated with this Login.

Definitions/Glossary

Client: Southern Company
Job ID: 705-58421-1
Project/Site: CCR - Plant Scherer Additional PZs

Qualifiers

Metals

Qualifier	Qualifier Description
^+	Continuing Calibration Verification (CCV) is outside acceptance limits, high biased.
4	MS, MSD: The analyte present in the original sample is greater than 4 times the matrix spike concentration; therefore, control limits are not applicable.
J	Result is less than the RL but greater than or equal to the MDL and the concentration is an approximate value.

Glossary

Abbreviation	These commonly used abbreviations may or may not be present in this report.
☼	Listed under the "D" column to designate that the result is reported on a dry weight basis
%R	Percent Recovery
CFL	Contains Free Liquid
CFU	Colony Forming Unit
CNF	Contains No Free Liquid
DER	Duplicate Error Ratio (normalized absolute difference)
Dil Fac	Dilution Factor
DL	Detection Limit (DoD/DOE)
DL, RA, RE, IN	Indicates a Dilution, Re-analysis, Re-extraction, or additional Initial metals/anion analysis of the sample
DLC	Decision Level Concentration (Radiochemistry)
EDL	Estimated Detection Limit (Dioxin)
LOD	Limit of Detection (DoD/DOE)
LOQ	Limit of Quantitation (DoD/DOE)
MCL	EPA recommended "Maximum Contaminant Level"
MDA	Minimum Detectable Activity (Radiochemistry)
MDC	Minimum Detectable Concentration (Radiochemistry)
MDL	Method Detection Limit
ML	Minimum Level (Dioxin)
MPN	Most Probable Number
MQL	Method Quantitation Limit
NC	Not Calculated
ND	Not Detected at the reporting limit (or MDL or EDL if shown)
NEG	Negative / Absent
POS	Positive / Present
PQL	Practical Quantitation Limit
PRES	Presumptive
QC	Quality Control
RER	Relative Error Ratio (Radiochemistry)
RL	Reporting Limit or Requested Limit (Radiochemistry)
RPD	Relative Percent Difference, a measure of the relative difference between two points
TEF	Toxicity Equivalent Factor (Dioxin)
TEQ	Toxicity Equivalent Quotient (Dioxin)
TNTC	Too Numerous To Count

Job Narrative
705-58421-1

The analytical test results presented in this report meet all requirements of the associated regulatory program listed on the Accreditation/Certification Summary Page, unless otherwise noted. Data qualifiers and/or narrative comments are included to explain any exceptions, if applicable. Regulated compliance samples (e.g. SDWA, NPDES) must comply with associated agency requirements/permits.

- Matrix-specific batch QC (e.g., MS, MSD, SD) may not be reported when insufficient sample volume is available or when site-specific QC samples are not submitted. In such cases, a Laboratory Control Sample Duplicate (LCSD) may be analyzed to provide precision data for the batch.
- For samples analyzed using surrogate and/or isotope dilution analytes, any recoveries falling outside of established acceptance criteria are re-prepared and/or re-analyzed to confirm results, unless the deviation is due to sample dilution or otherwise explained in the case narrative.

Receipt
The sample was received on 2/20/2026 3:05 PM. Unless otherwise noted below, the sample arrived in good condition, and, where required, properly preserved and on ice. The temperatures of the 5 coolers at receipt time were 0.1°C, 0.2°C, 0.4°C, 0.5°C and 2.0°C.

HPLC/IC
No additional analytical or quality issues were noted, other than those described above or in the Definitions/ Glossary page.

Metals
Method 6010D: The method blank for preparation batch 705-116068 and analytical batch 705-116655 contained Boron above the method detection limit. This target analyte concentration was less than the reporting limit (RL) in the method blank; therefore, re-extraction and/or re-analysis of samples was not performed.

Method 6020B - Total Recoverable: The method blank for preparation batch 705-116396 contained Thallium above the reporting limit (RL). None of the samples associated with this method blank contained the target compound; therefore, re-extraction and/or re-analysis of samples were not performed.

Method 6020B - Total Recoverable: The continuing calibration verification (CCV) associated with batch 705-116751 recovered above the upper control limit for Sodium. Non-detections of the affected analytes are reported. Any detections are considered estimated.

No additional analytical or quality issues were noted, other than those described above or in the Definitions/ Glossary page.

General Chemistry
No additional analytical or quality issues were noted, other than those described above or in the Definitions/ Glossary page.

Detection Summary

Client: Southern Company
Project/Site: CCR - Plant Scherer Additional PZs

Job ID: 705-58421-1

Client Sample ID: SCH-PZ-25S

Lab Sample ID: 705-58421-1

Analyte	Result	Qualifier	RL	MDL	Unit	Dil Fac	D	Method	Prep Type
Chloride	4.4		1.0	0.98	mg/L	1		300.0	Total/NA
Sulfate	2.1		1.0	0.77	mg/L	1		300.0	Total/NA
Calcium	0.75		0.10	0.038	mg/L	1		6010D	Total/NA
Lithium	0.0045	J	0.020	0.0037	mg/L	1		6010D	Total/NA
Barium	0.018		0.010	0.00041	mg/L	1		6020B	Total Recoverable
Cobalt	0.014		0.0050	0.00041	mg/L	1		6020B	Total Recoverable
Magnesium	0.44		0.10	0.016	mg/L	1		6020B	Total Recoverable
Potassium	0.10		0.10	0.044	mg/L	1		6020B	Total Recoverable
Sodium	2.9		0.50	0.25	mg/L	1		6020B	Total Recoverable
Total Dissolved Solids	35		10	10	mg/L	1		2540C - 2015	Total/NA

This Detection Summary does not include radiochemical test results.

Client Sample Results

Client: Southern Company
Project/Site: CCR - Plant Scherer Additional PZs

Job ID: 705-58421-1

Client Sample ID: SCH-PZ-25S

Lab Sample ID: 705-58421-1

Date Collected: 02/19/26 13:59
Date Received: 02/20/26 15:05

Matrix: Water

Method: EPA 300.0 - Anions, Ion Chromatography

Analyte	Result	Qualifier	RL	MDL	Unit	D	Prepared	Analyzed	Dil Fac
Chloride	**4.4**		1.0	0.98	mg/L			02/24/26 18:34	1
Fluoride	<0.081		0.20	0.081	mg/L			02/24/26 18:34	1
Sulfate	**2.1**		1.0	0.77	mg/L			02/24/26 18:34	1

Method: SW846 6010D - Metals (ICP)

Analyte	Result	Qualifier	RL	MDL	Unit	D	Prepared	Analyzed	Dil Fac
Boron	<0.026		0.080	0.026	mg/L		02/24/26 08:22	02/25/26 16:34	1
Calcium	**0.75**		0.10	0.038	mg/L		02/24/26 08:22	02/25/26 16:34	1
Lithium	**0.0045**	**J**	0.020	0.0037	mg/L		02/24/26 08:22	02/25/26 16:34	1

Method: SW846 6020B - Metals (ICP/MS) - Total Recoverable

Analyte	Result	Qualifier	RL	MDL	Unit	D	Prepared	Analyzed	Dil Fac
Antimony	<0.0025		0.0050	0.0025	mg/L		02/25/26 10:35	02/26/26 05:53	1
Arsenic	<0.0013		0.0050	0.0013	mg/L		02/25/26 10:35	02/26/26 05:53	1
Barium	**0.018**		0.010	0.00041	mg/L		02/25/26 10:35	02/26/26 05:53	1
Beryllium	<0.00015		0.0010	0.00015	mg/L		02/25/26 10:35	02/26/26 05:53	1
Cadmium	<0.00024		0.00070	0.00024	mg/L		02/25/26 10:35	02/26/26 05:53	1
Chromium	<0.0037		0.0050	0.0037	mg/L		02/25/26 10:35	02/26/26 05:53	1
Cobalt	**0.014**		0.0050	0.00041	mg/L		02/25/26 10:35	02/26/26 05:53	1
Lead	<0.00086		0.0010	0.00086	mg/L		02/25/26 10:35	02/26/26 05:53	1
Magnesium	**0.44**		0.10	0.016	mg/L		02/25/26 10:35	02/26/26 05:53	1
Molybdenum	<0.00069		0.0050	0.00069	mg/L		02/25/26 10:35	02/26/26 05:53	1
Potassium	**0.10**		0.10	0.044	mg/L		02/25/26 10:35	02/26/26 05:53	1
Selenium	<0.0023		0.0050	0.0023	mg/L		02/25/26 10:35	02/26/26 05:53	1
Sodium	**2.9**		0.50	0.25	mg/L		02/25/26 10:35	02/26/26 16:25	1
Thallium	<0.00019		0.0010	0.00019	mg/L		02/25/26 10:35	02/26/26 05:53	1

Method: SW846 7470A - Mercury (CVAA)

Analyte	Result	Qualifier	RL	MDL	Unit	D	Prepared	Analyzed	Dil Fac
Mercury	<0.00017		0.00020	0.00017	mg/L		03/03/26 10:28	03/03/26 15:53	1

General Chemistry

Analyte	Result	Qualifier	RL	MDL	Unit	D	Prepared	Analyzed	Dil Fac
Total Alkalinity as CaCO3 (SM 2320B-2011)	<3.0		3.0	3.0	mg/L			03/05/26 11:30	1
Bicarbonate Alkalinity as CaCO3 (SM 2320B-2011)	<3.0		3.0	3.0	mg/L			03/05/26 11:30	1
Carbonate Alkalinity as CaCO3 (SM 2320B-2011)	<3.0		3.0	3.0	mg/L			03/05/26 11:30	1
Total Dissolved Solids (SM 2540C - 2015)	**35**		10	10	mg/L			02/25/26 17:37	1

Method Summary

Client: Southern Company
Project/Site: CCR - Plant Scherer Additional PZs

Job ID: 705-58421-1

Method	Method Description	Protocol	Laboratory
300.0	Anions, Ion Chromatography	EPA	EET ATL
6010D	Metals (ICP)	SW846	EET ATL
6020B	Metals (ICP/MS)	SW846	EET ATL
7470A	Mercury (CVAA)	SW846	EET ATL
2320B-2011	Alkalinity, Total	SM	EET ATL
2540C - 2015	Total Dissolved Solids (Dried at 180 °C)	SM	EET ATL
3005A	Preparation, Total Recoverable or Dissolved Metals	SW846	EET ATL
3010A	Preparation, Total Metals	SW846	EET ATL
7470A	Preparation, Mercury	SW846	EET ATL

Protocol References:

EPA = US Environmental Protection Agency

SM = "Standard Methods For The Examination Of Water And Wastewater"

SW846 = "Test Methods For Evaluating Solid Waste, Physical/Chemical Methods", Third Edition, November 1986 And Its Updates.

Laboratory References:

EET ATL = Eurofins Atlanta, 3080 Presidential Dr, Atlanta, GA 30340, TEL (770)457-8177

Lab Chronicle

Client: Southern Company
Project/Site: CCR - Plant Scherer Additional PZs

Job ID: 705-58421-1

Client Sample ID: SCH-PZ-25S

Date Collected: 02/19/26 13:59
Date Received: 02/20/26 15:05

Lab Sample ID: 705-58421-1

Matrix: Water

Prep Type	Batch Type	Batch Method	Run	Dilution Factor	Batch Number	Analyst	Lab	Prepared or Analyzed
Total/NA	Analysis	300.0		1	116176	MS	EET ATL	02/24/26 18:34
Total/NA	Prep	3010A			116068	SA	EET ATL	02/24/26 08:22
Total/NA	Analysis	6010D		1	116655	DS	EET ATL	02/25/26 16:34
Total Recoverable	Prep	3005A			116396	BR	EET ATL	02/25/26 10:35
Total Recoverable	Analysis	6020B		1	116751	IF	EET ATL	02/26/26 05:53
Total Recoverable	Prep	3005A			116396	BR	EET ATL	02/25/26 10:35
Total Recoverable	Analysis	6020B		1	116925	IF	EET ATL	02/26/26 16:25
Total/NA	Prep	7470A			117571	GR	EET ATL	03/03/26 10:28
Total/NA	Analysis	7470A		1	117814	GR	EET ATL	03/03/26 15:53
Total/NA	Analysis	2320B-2011		1	118387	AH	EET ATL	03/05/26 11:30
Total/NA	Analysis	2540C - 2015		1	116616	AGA	EET ATL	02/25/26 17:37

Laboratory References:

EET ATL = Eurofins Atlanta, 3080 Presidential Dr, Atlanta, GA 30340, TEL (770)457-8177

QC Sample Results

Client: Southern Company
Project/Site: CCR - Plant Scherer Additional PZs

Job ID: 705-58421-1

Method: 300.0 - Anions, Ion Chromatography

Lab Sample ID: MB 705-116176/70
Matrix: Water
Analysis Batch: 116176

Client Sample ID: Method Blank
Prep Type: Total/NA

Analyte	MB Result	MB Qualifier	RL	MDL	Unit	D	Prepared	Analyzed	Dil Fac
Chloride	<0.98		1.0	0.98	mg/L			02/24/26 18:12	1
Fluoride	<0.081		0.20	0.081	mg/L			02/24/26 18:12	1
Sulfate	<0.77		1.0	0.77	mg/L			02/24/26 18:12	1

Lab Sample ID: LCS 705-116176/71
Matrix: Water
Analysis Batch: 116176

Client Sample ID: Lab Control Sample
Prep Type: Total/NA

Analyte	Spike Added	LCS Result	LCS Qualifier	Unit	D	%Rec	%Rec Limits
Chloride	10.0	10.1		mg/L		101	90 - 110
Fluoride	5.00	4.89		mg/L		98	90 - 110
Sulfate	25.0	26.3		mg/L		105	90 - 110

Lab Sample ID: 705-58421-1 MS
Matrix: Water
Analysis Batch: 116176

Client Sample ID: SCH-PZ-25S
Prep Type: Total/NA

Analyte	Sample Result	Sample Qualifier	Spike Added	MS Result	MS Qualifier	Unit	D	%Rec	%Rec Limits
Chloride	4.4		10.0	14.4		mg/L		100	90 - 110
Fluoride	<0.081		5.00	4.63		mg/L		93	90 - 110
Sulfate	2.1		25.0	25.9		mg/L		95	90 - 110

Lab Sample ID: 705-58421-1 MSD
Matrix: Water
Analysis Batch: 116176

Client Sample ID: SCH-PZ-25S
Prep Type: Total/NA

Analyte	Sample Result	Sample Qualifier	Spike Added	MSD Result	MSD Qualifier	Unit	D	%Rec	%Rec Limits	RPD	RPD Limit
Chloride	4.4		10.0	14.3		mg/L		99	90 - 110	1	20
Fluoride	<0.081		5.00	4.77		mg/L		95	90 - 110	3	20
Sulfate	2.1		25.0	26.1		mg/L		96	90 - 110	1	20

Method: 6010D - Metals (ICP)

Lab Sample ID: MB 705-116068/1-A
Matrix: Water
Analysis Batch: 116655

Client Sample ID: Method Blank
Prep Type: Total/NA
Prep Batch: 116068

Analyte	MB Result	MB Qualifier	RL	MDL	Unit	D	Prepared	Analyzed	Dil Fac
Boron	0.0317	J	0.080	0.026	mg/L		02/24/26 08:22	02/25/26 15:23	1
Calcium	<0.038		0.10	0.038	mg/L		02/24/26 08:22	02/25/26 15:23	1
Lithium	<0.0037		0.020	0.0037	mg/L		02/24/26 08:22	02/25/26 15:23	1

Lab Sample ID: LCS 705-116068/2-A
Matrix: Water
Analysis Batch: 116655

Client Sample ID: Lab Control Sample
Prep Type: Total/NA
Prep Batch: 116068

Analyte	Spike Added	LCS Result	LCS Qualifier	Unit	D	%Rec	%Rec Limits
Boron	1.00	1.04		mg/L		104	80 - 120
Calcium	10.0	10.7		mg/L		107	80 - 120
Lithium	1.00	0.946		mg/L		95	80 - 120

QC Sample Results

Client: Southern Company
Project/Site: CCR - Plant Scherer Additional PZs

Job ID: 705-58421-1

Method: 6010D - Metals (ICP)

Lab Sample ID: 705-58411-A-4-B MS — **Client Sample ID: Matrix Spike**
Matrix: Water — **Prep Type: Total/NA**
Analysis Batch: 116655 — **Prep Batch: 116068**

Analyte	Sample Result	Sample Qualifier	Spike Added	MS Result	MS Qualifier	Unit	D	%Rec	%Rec Limits
Boron	<0.026		1.00	1.03		mg/L		103	75 - 125
Calcium	<0.038		10.0	10.6		mg/L		106	75 - 125
Lithium	<0.0037		1.00	0.939		mg/L		94	75 - 125

Lab Sample ID: 705-58411-A-4-C MSD — **Client Sample ID: Matrix Spike Duplicate**
Matrix: Water — **Prep Type: Total/NA**
Analysis Batch: 116655 — **Prep Batch: 116068**

Analyte	Sample Result	Sample Qualifier	Spike Added	MSD Result	MSD Qualifier	Unit	D	%Rec	%Rec Limits	RPD	RPD Limit
Boron	<0.026		1.00	1.01		mg/L		101	75 - 125	2	20
Calcium	<0.038		10.0	10.4		mg/L		104	75 - 125	2	20
Lithium	<0.0037		1.00	0.916		mg/L		92	75 - 125	3	20

Method: 6020B - Metals (ICP/MS)

Lab Sample ID: MB 705-116396/1-A — **Client Sample ID: Method Blank**
Matrix: Water — **Prep Type: Total Recoverable**
Analysis Batch: 116751 — **Prep Batch: 116396**

Analyte	MB Result	MB Qualifier	RL	MDL	Unit	D	Prepared	Analyzed	Dil Fac
Antimony	<0.0025		0.0050	0.0025	mg/L		02/25/26 10:35	02/26/26 03:53	1
Arsenic	<0.0013		0.0050	0.0013	mg/L		02/25/26 10:35	02/26/26 03:53	1
Barium	<0.00041		0.010	0.00041	mg/L		02/25/26 10:35	02/26/26 03:53	1
Beryllium	<0.00015		0.0010	0.00015	mg/L		02/25/26 10:35	02/26/26 03:53	1
Cadmium	<0.00024		0.00070	0.00024	mg/L		02/25/26 10:35	02/26/26 03:53	1
Chromium	<0.0037		0.0050	0.0037	mg/L		02/25/26 10:35	02/26/26 03:53	1
Cobalt	<0.00041		0.0050	0.00041	mg/L		02/25/26 10:35	02/26/26 03:53	1
Lead	<0.00086		0.0010	0.00086	mg/L		02/25/26 10:35	02/26/26 03:53	1
Magnesium	<0.016		0.10	0.016	mg/L		02/25/26 10:35	02/26/26 03:53	1
Molybdenum	<0.00069		0.0050	0.00069	mg/L		02/25/26 10:35	02/26/26 03:53	1
Potassium	<0.044		0.10	0.044	mg/L		02/25/26 10:35	02/26/26 03:53	1
Selenium	<0.0023		0.0050	0.0023	mg/L		02/25/26 10:35	02/26/26 03:53	1
Sodium	<0.25	^+	0.50	0.25	mg/L		02/25/26 10:35	02/26/26 03:53	1

Lab Sample ID: MB 705-116396/1-A — **Client Sample ID: Method Blank**
Matrix: Water — **Prep Type: Total Recoverable**
Analysis Batch: 116925 — **Prep Batch: 116396**

Analyte	MB Result	MB Qualifier	RL	MDL	Unit	D	Prepared	Analyzed	Dil Fac
Thallium	0.000222	J	0.0010	0.00019	mg/L		02/25/26 10:35	02/26/26 15:25	1

Lab Sample ID: LCS 705-116396/2-A — **Client Sample ID: Lab Control Sample**
Matrix: Water — **Prep Type: Total Recoverable**
Analysis Batch: 116751 — **Prep Batch: 116396**

Analyte	Spike Added	LCS Result	LCS Qualifier	Unit	D	%Rec	%Rec Limits
Antimony	0.100	0.0971		mg/L		97	80 - 120
Arsenic	0.100	0.105		mg/L		105	80 - 120
Barium	0.100	0.102		mg/L		102	80 - 120
Beryllium	0.100	0.105		mg/L		105	80 - 120

Method: 6020B - Metals (ICP/MS) (Continued)

Lab Sample ID: LCS 705-116396/2-A
Matrix: Water
Analysis Batch: 116751

Client Sample ID: Lab Control Sample
Prep Type: Total Recoverable
Prep Batch: 116396

Analyte	Spike Added	LCS Result	LCS Qualifier	Unit	D	%Rec	%Rec Limits
Cadmium	0.100	0.102		mg/L		102	80 - 120
Chromium	0.100	0.102		mg/L		102	80 - 120
Cobalt	0.100	0.104		mg/L		104	80 - 120
Lead	0.100	0.105		mg/L		105	80 - 120
Magnesium	1.00	1.02		mg/L		102	80 - 120
Molybdenum	0.100	0.107		mg/L		107	80 - 120
Potassium	1.00	1.08		mg/L		108	80 - 120
Selenium	0.100	0.109		mg/L		109	80 - 120
Sodium	1.00	1.16	^+	mg/L		116	80 - 120
Thallium	0.100	0.110		mg/L		110	80 - 120

Lab Sample ID: 680-269682-A-1-B MS
Matrix: Water
Analysis Batch: 116751

Client Sample ID: Matrix Spike
Prep Type: Total Recoverable
Prep Batch: 116396

Analyte	Sample Result	Sample Qualifier	Spike Added	MS Result	MS Qualifier	Unit	D	%Rec	%Rec Limits
Antimony	0.0054		0.100	0.0940		mg/L		89	75 - 125
Arsenic	0.0064		0.100	0.0993		mg/L		93	75 - 125
Barium	0.082		0.100	0.175		mg/L		93	75 - 125
Beryllium	0.0024		0.100	0.106		mg/L		103	75 - 125
Cadmium	0.0012		0.100	0.101		mg/L		99	75 - 125
Chromium	0.0058		0.100	0.0962		mg/L		90	75 - 125
Cobalt	0.0044	J	0.100	0.0964		mg/L		92	75 - 125
Lead	0.0046		0.100	0.0997		mg/L		95	75 - 125
Magnesium	6.7		1.00	7.59	4	mg/L		88	75 - 125
Molybdenum	0.0065		0.100	0.104		mg/L		98	75 - 125
Potassium	5.2		1.00	6.08	4	mg/L		89	75 - 125
Selenium	<0.0023		0.100	0.104		mg/L		104	75 - 125
Sodium	22	^+	1.00	22.7	^+ 4	mg/L		113	75 - 125
Thallium	0.0054	B	0.100	0.101		mg/L		96	75 - 125

Lab Sample ID: 680-269682-A-1-C MSD
Matrix: Water
Analysis Batch: 116751

Client Sample ID: Matrix Spike Duplicate
Prep Type: Total Recoverable
Prep Batch: 116396

Analyte	Sample Result	Sample Qualifier	Spike Added	MSD Result	MSD Qualifier	Unit	D	%Rec	%Rec Limits	RPD	RPD Limit
Antimony	0.0054		0.100	0.0998		mg/L		94	75 - 125	6	20
Arsenic	0.0064		0.100	0.105		mg/L		99	75 - 125	6	20
Barium	0.082		0.100	0.177		mg/L		95	75 - 125	1	20
Beryllium	0.0024		0.100	0.105		mg/L		102	75 - 125	1	20
Cadmium	0.0012		0.100	0.102		mg/L		101	75 - 125	2	20
Chromium	0.0058		0.100	0.0997		mg/L		94	75 - 125	4	20
Cobalt	0.0044	J	0.100	0.0994		mg/L		95	75 - 125	3	20
Lead	0.0046		0.100	0.105		mg/L		101	75 - 125	5	20
Magnesium	6.7		1.00	7.41	4	mg/L		71	75 - 125	2	20
Molybdenum	0.0065		0.100	0.109		mg/L		103	75 - 125	5	20
Potassium	5.2		1.00	5.78	4	mg/L		59	75 - 125	5	20
Selenium	<0.0023		0.100	0.103		mg/L		103	75 - 125	0	20
Sodium	22	^+	1.00	21.7	^+ 4	mg/L		14	75 - 125	4	20

Method: 6020B - Metals (ICP/MS) (Continued)

Lab Sample ID: 680-269682-A-1-C MSD — **Client Sample ID: Matrix Spike Duplicate**
Matrix: Water — **Prep Type: Total Recoverable**
Analysis Batch: 116751 — **Prep Batch: 116396**

Analyte	Sample Result	Sample Qualifier	Spike Added	MSD Result	MSD Qualifier	Unit	D	%Rec	%Rec Limits	RPD	RPD Limit
Thallium	0.0054	B	0.100	0.111		mg/L		105	75 - 125	9	20

Method: 7470A - Mercury (CVAA)

Lab Sample ID: MB 705-117571/1-A — **Client Sample ID: Method Blank**
Matrix: Water — **Prep Type: Total/NA**
Analysis Batch: 117814 — **Prep Batch: 117571**

Analyte	MB Result	MB Qualifier	RL	MDL	Unit	D	Prepared	Analyzed	Dil Fac
Mercury	<0.00017		0.00020	0.00017	mg/L		03/03/26 10:28	03/03/26 13:38	1

Lab Sample ID: LCS 705-117571/2-A — **Client Sample ID: Lab Control Sample**
Matrix: Water — **Prep Type: Total/NA**
Analysis Batch: 117814 — **Prep Batch: 117571**

Analyte	Spike Added	LCS Result	LCS Qualifier	Unit	D	%Rec	%Rec Limits
Mercury	0.00400	0.00412		mg/L		103	80 - 120

Lab Sample ID: 680-269651-D-25-D MS — **Client Sample ID: Matrix Spike**
Matrix: Water — **Prep Type: Total/NA**
Analysis Batch: 117814 — **Prep Batch: 117571**

Analyte	Sample Result	Sample Qualifier	Spike Added	MS Result	MS Qualifier	Unit	D	%Rec	%Rec Limits
Mercury	0.00026		0.00400	0.00411		mg/L		96	75 - 125

Lab Sample ID: 680-269651-D-25-E MSD — **Client Sample ID: Matrix Spike Duplicate**
Matrix: Water — **Prep Type: Total/NA**
Analysis Batch: 117814 — **Prep Batch: 117571**

Analyte	Sample Result	Sample Qualifier	Spike Added	MSD Result	MSD Qualifier	Unit	D	%Rec	%Rec Limits	RPD	RPD Limit
Mercury	<0.00017		0.00400	0.00415		mg/L		104	75 - 125	1	20

Method: 2320B-2011 - Alkalinity, Total

Lab Sample ID: LCS 705-118312/1 — **Client Sample ID: Lab Control Sample**
Matrix: Water — **Prep Type: Total/NA**
Analysis Batch: 118312

Analyte	Spike Added	LCS Result	LCS Qualifier	Unit	D	%Rec	%Rec Limits
Total Alkalinity as CaCO3	125	130		mg/L		104	90 - 110

Lab Sample ID: 705-58411-B-1 DU — **Client Sample ID: Duplicate**
Matrix: Water — **Prep Type: Total/NA**
Analysis Batch: 118312

Analyte	Sample Result	Sample Qualifier	DU Result	DU Qualifier	Unit	D	RPD	RPD Limit
Total Alkalinity as CaCO3	100		98.0		mg/L		2	30
Bicarbonate Alkalinity as CaCO3	100		98.0		mg/L		2	30
Carbonate Alkalinity as CaCO3	<3.0		<3.0		mg/L		NC	30

QC Sample Results

Client: Southern Company
Project/Site: CCR - Plant Scherer Additional PZs

Job ID: 705-58421-1

Method: 2540C - 2015 - Total Dissolved Solids (Dried at 180 °C)

Lab Sample ID: MB 705-116616/1
Matrix: Water
Analysis Batch: 116616

Client Sample ID: Method Blank
Prep Type: Total/NA

Analyte	MB Result	MB Qualifier	RL	MDL	Unit	D	Prepared	Analyzed	Dil Fac
Total Dissolved Solids	<10		10	10	mg/L			02/25/26 17:37	1

Lab Sample ID: LCS 705-116616/2
Matrix: Water
Analysis Batch: 116616

Client Sample ID: Lab Control Sample
Prep Type: Total/NA

Analyte			Spike Added	LCS Result	LCS Qualifier	Unit	D	%Rec	%Rec Limits		
Total Dissolved Solids			996	1060		mg/L		106	80 - 120		

Lab Sample ID: 705-58467-A-9 DU
Matrix: Water
Analysis Batch: 116616

Client Sample ID: Duplicate
Prep Type: Total/NA

Analyte	Sample Result	Sample Qualifier		DU Result	DU Qualifier	Unit	D			RPD	RPD Limit
Total Dissolved Solids	790			782		mg/L				0.5	10

Accreditation/Certification Summary

Client: Southern Company
Project/Site: CCR - Plant Scherer Additional PZs

Job ID: 705-58421-1

Laboratory: Eurofins Atlanta

The accreditations/certifications listed below are applicable to this report.

Authority	Program	Identification Number	Expiration Date
Florida	NELAP	E87582	06-30-26
Georgia	State	E87582	06-30-26

eurofins | Environment Testing

ANALYTICAL REPORT

PREPARED FOR

Attn: Joju Abraham
Southern Company
241 Ralph McGill Blvd SE
B10185
Atlanta, Georgia (St) 30308

Generated 3/12/2026 6:19:30 PM

JOB DESCRIPTION

CCR - Plant Scherer Ash Pond

JOB NUMBER

705-58793-1

Eurofins Atlanta
3080 Presidential Dr
Atlanta GA 30340

See page two for job notes and contact information.

my EOL

Eurofins Atlanta

Job Notes

The test results in this report relate only to the samples as received by the laboratory and will meet all requirements of the methodology, with any exceptions noted. This report shall not be reproduced except in full, without the express written approval of the laboratory. All questions should be directed to the Eurofins Environment Testing Southeast, LLC Project Manager.

Authorization

Generated
3/12/2026 6:19:30 PM

Authorized for release by
David Fuller, Project Manager
David.Fuller@et.eurofinsus.com
(770)344-8986

Table of Contents

Cover Page 1
Table of Contents 3
Sample Summary 4
Chain of Custody 5
Receipt Checklists 6
Definitions/Glossary 7
Case Narrative 8
Detection Summary 9
Client Sample Results 10
Method Summary 11
Lab Chronicle 12
QC Sample Results 13
Certification Summary 18

Sample Summary

Client: Southern Company
Project/Site: CCR - Plant Scherer Ash Pond

Job ID: 705-58793-1

Lab Sample ID	Client Sample ID	Matrix	Collected	Received	Sample Origin
705-58793-1	SCH-SGWC-9	Water	02/25/26 11:35	02/26/26 10:20	Georgia (St)

Eurofins Atlanta
3080 Presidential Dr
Atlanta, GA 30340
Phone (770) 457-8177

Chain of Custody Record

eurofins | Environment Testing

Client Information	Sampler:	Lab PM: David Fuller / Phone: 770-344-8986	Carrier Tracking No(s):	COC No:
Client Contact: Joju Abraham	Phone:	E-Mail: David.Fuller@ET.EurofinsUS.com	State of Origin: GA	Page: Page 1 of 1
Company: Southern Company	PWSID:			Job #:
Address: 241 Ralph McGill Blvd SE B10185	Due Date Requested:			
City: Atlanta	TAT Requested (days):			
State, Zip: GA 30308	Compliance Project: Δ Yes Δ No			
Phone:	Lab Project #: 70504534 (DO NOT REMOVE)			
Email: JAbraham@southernco.com	Lab PO #: GPC82130-0003 / PO Line #1			
Project Name: CCR - Plant Scherer Ash Pond	Project #:			
Site:	SSOW#:			

Analysis Requested

Preservation Codes:
D HNO3
N None

705-58793 COC

Other:

Task_Code: SCH-CCR-ASSMT-2026S1

Special Instructions/Notes.

Sample Identification	Sample Date	Sample Time	Sample Type (C=Comp, G=grab)	Matrix (W=water, S=solid, O=waste/oil, BT=Tissue, A=Air)	Field Filtered Sample (Yes or No)	Perform MS/MSD (Yes or No)	300_ORGFM_28D Chloride, Fluoride, Sulfate	2540C_Calcd Total Dissolved Solids (TDS)	3010D- App III Metals + Lithium	5020B App IV Metals + Mg, Na, K, Fe	2320B Total Alkalinity	7470A App IV Mercury	9315_Ra226 Radium-226 (GFPC) 21 day decay	9320_Ra228 Radium-228 (GFPC) 21 day decay	Ra226Ra228_GFPC Combined Radium 226 and 228				Total Number of containers
			Preservation Code:				N	N	D	D	N	D	D	D	D				
SCH-SGWC-9	2/25/26	11 35	G	WG			X	X	X	X	X	X	X	X	X				5

Possible Hazard Identification
☐ Non-Hazard ☐ Flammable ☐ Skin Irritant ☐ Poison B ☐ Unknown ☐ Radiological

Sample Disposal (A fee may be assessed if samples are retained longer than 1 month)
☐ Return To Client ☐ Disposal By Lab ☐ Archive For _____ Months

Deliverable Requested: I II III IV Other (specify)

Special Instructions/QC Requirements.

Empty Kit Relinquished by:	Date:	Time:	Method of Shipment:

Relinquished by: [signature]	Date/Time: 2/26/26 0830	Company: WSP	Received by: Yolanda Lucear	Date/Time: 2/26/26 0830	Company: CNOW
Relinquished by: Yolanda Lucear	Date/Time: 2-26-26 10:20 am	Company: CNOW	Received by: [signature]	Date/Time: 2.26.26 1020	Company:
Relinquished by:	Date/Time:	Company:	Received by:	Date/Time:	Company:

Custody Seals Intact: Δ Yes Δ No | Custody Seal No.

Cooler Temperature(s) oC and Other Remarks: Co 3.0°; 2.6°; 2.2°, 2.4° #2665

Ver 01/16/2019

Login Sample Receipt Checklist

Client: Southern Company

Job Number: 705-58793-1

Login Number: 58793
List Number: 1
Creator: Sims, Christion

List Source: Eurofins Atlanta

Question	Answer	Comment
The cooler's custody seal, if present, is intact.	True	
The cooler does not appear to have been compromised or tampered with.	True	
Samples were received on ice.	True	
Cooler Temperature is acceptable.	True	
Cooler Temperature is recorded.	True	
COC present.	True	
COC is filled out in ink and legible.	True	
COC is filled out with all pertinent information.	True	
Sample custody seals, if present, are intact.	True	
Sample collection date/times are provided.	True	
The samples do not appear to have been compromised or tampered with.	True	
Containers are not broken or leaking.	True	
There are no discrepancies between the containers received and the COC.	True	
Sample containers have legible labels.	True	
Appropriate sample containers were rec'd and sufficient volume for all analyses.	True	
Samples are received within Holding Time (excluding tests with immediate HTs).	True	
Containers requiring zero headspace have no headspace or bubble is <6mm (1/4").	True	
Is there sufficient air space in bottle for bacteriological analysis.	True	

This receipt checklist is generated for all samples received in this Login. It may not be applicable to all Jobs associated with this Login.

Definitions/Glossary

Client: Southern Company
Job ID: 705-58793-1
Project/Site: CCR - Plant Scherer Ash Pond

Qualifiers

HPLC/IC

Qualifier	Qualifier Description
4	MS, MSD: The analyte present in the original sample is greater than 4 times the matrix spike concentration; therefore, control limits are not applicable.
F1	MS and/or MSD recovery exceeds control limits.
J	Result is less than the RL but greater than or equal to the MDL and the concentration is an approximate value.

Metals

Qualifier	Qualifier Description
4	MS, MSD: The analyte present in the original sample is greater than 4 times the matrix spike concentration; therefore, control limits are not applicable.
E	Result exceeded calibration range.
F1	MS and/or MSD recovery exceeds control limits.
J	Result is less than the RL but greater than or equal to the MDL and the concentration is an approximate value.

Glossary

Abbreviation	These commonly used abbreviations may or may not be present in this report.
☼	Listed under the "D" column to designate that the result is reported on a dry weight basis
%R	Percent Recovery
CFL	Contains Free Liquid
CFU	Colony Forming Unit
CNF	Contains No Free Liquid
DER	Duplicate Error Ratio (normalized absolute difference)
Dil Fac	Dilution Factor
DL	Detection Limit (DoD/DOE)
DL, RA, RE, IN	Indicates a Dilution, Re-analysis, Re-extraction, or additional Initial metals/anion analysis of the sample
DLC	Decision Level Concentration (Radiochemistry)
EDL	Estimated Detection Limit (Dioxin)
LOD	Limit of Detection (DoD/DOE)
LOQ	Limit of Quantitation (DoD/DOE)
MCL	EPA recommended "Maximum Contaminant Level"
MDA	Minimum Detectable Activity (Radiochemistry)
MDC	Minimum Detectable Concentration (Radiochemistry)
MDL	Method Detection Limit
ML	Minimum Level (Dioxin)
MPN	Most Probable Number
MQL	Method Quantitation Limit
NC	Not Calculated
ND	Not Detected at the reporting limit (or MDL or EDL if shown)
NEG	Negative / Absent
POS	Positive / Present
PQL	Practical Quantitation Limit
PRES	Presumptive
QC	Quality Control
RER	Relative Error Ratio (Radiochemistry)
RL	Reporting Limit or Requested Limit (Radiochemistry)
RPD	Relative Percent Difference, a measure of the relative difference between two points
TEF	Toxicity Equivalent Factor (Dioxin)
TEQ	Toxicity Equivalent Quotient (Dioxin)
TNTC	Too Numerous To Count

Job Narrative
705-58793-1

The analytical test results presented in this report meet all requirements of the associated regulatory program listed on the Accreditation/Certification Summary Page, unless otherwise noted. Data qualifiers and/or narrative comments are included to explain any exceptions, if applicable. Regulated compliance samples (e.g. SDWA, NPDES) must comply with associated agency requirements/permits.

- Matrix-specific batch QC (e.g., MS, MSD, SD) may not be reported when insufficient sample volume is available or when site-specific QC samples are not submitted. In such cases, a Laboratory Control Sample Duplicate (LCSD) may be analyzed to provide precision data for the batch.
- For samples analyzed using surrogate and/or isotope dilution analytes, any recoveries falling outside of established acceptance criteria are re-prepared and/or re-analyzed to confirm results, unless the deviation is due to sample dilution or otherwise explained in the case narrative.

Receipt
The sample was received on 2/26/2026 10:20 AM. Unless otherwise noted below, the sample arrived in good condition, and, where required, properly preserved and on ice. The temperatures of the 4 coolers at receipt time were 2.2°C, 2.4°C, 2.6°C and 3.0°C.

HPLC/IC
No additional analytical or quality issues were noted, other than those described above or in the Definitions/ Glossary page.

Metals
No additional analytical or quality issues were noted, other than those described above or in the Definitions/ Glossary page.

General Chemistry
No additional analytical or quality issues were noted, other than those described above or in the Definitions/ Glossary page.

Detection Summary

Client: Southern Company
Project/Site: CCR - Plant Scherer Ash Pond

Job ID: 705-58793-1

Client Sample ID: SCH-SGWC-9

Lab Sample ID: 705-58793-1

Analyte	Result	Qualifier	RL	MDL	Unit	Dil Fac	D	Method	Prep Type
Chloride	17		1.0	0.98	mg/L	1		300.0	Total/NA
Fluoride	0.083	J	0.20	0.081	mg/L	1		300.0	Total/NA
Sulfate	110		10	7.7	mg/L	10		300.0	Total/NA
Boron	1.3		0.080	0.026	mg/L	1		6010D	Total/NA
Calcium	29		0.10	0.038	mg/L	1		6010D	Total/NA
Barium	0.036		0.010	0.00041	mg/L	1		6020B	Total Recoverable
Iron	0.027	J	0.10	0.018	mg/L	1		6020B	Total Recoverable
Magnesium	23		0.10	0.016	mg/L	1		6020B	Total Recoverable
Potassium	0.58		0.10	0.044	mg/L	1		6020B	Total Recoverable
Sodium	45		0.50	0.25	mg/L	1		6020B	Total Recoverable
Mercury	0.00022		0.00020	0.00017	mg/L	1		7470A	Total/NA
Total Alkalinity as CaCO3	6.1		3.0	3.0	mg/L	1		2320B-2011	Total/NA
Bicarbonate Alkalinity as CaCO3	6.1		3.0	3.0	mg/L	1		2320B-2011	Total/NA
Total Dissolved Solids	350		10	10	mg/L	1		2540C - 2015	Total/NA

This Detection Summary does not include radiochemical test results.

Client Sample Results

Client: Southern Company
Project/Site: CCR - Plant Scherer Ash Pond

Job ID: 705-58793-1

Client Sample ID: SCH-SGWC-9

Lab Sample ID: 705-58793-1

Date Collected: 02/25/26 11:35
Date Received: 02/26/26 10:20

Matrix: Water

Method: EPA 300.0 - Anions, Ion Chromatography

Analyte	Result	Qualifier	RL	MDL	Unit	D	Prepared	Analyzed	Dil Fac
Chloride	**17**		1.0	0.98	mg/L			02/26/26 21:30	1
Fluoride	**0.083**	**J**	0.20	0.081	mg/L			02/26/26 21:30	1
Sulfate	**110**		10	7.7	mg/L			02/27/26 12:40	10

Method: SW846 6010D - Metals (ICP)

Analyte	Result	Qualifier	RL	MDL	Unit	D	Prepared	Analyzed	Dil Fac
Boron	**1.3**		0.080	0.026	mg/L		03/02/26 10:01	03/05/26 17:50	1
Calcium	**29**		0.10	0.038	mg/L		03/02/26 10:01	03/05/26 17:50	1
Lithium	<0.0037		0.020	0.0037	mg/L		03/02/26 10:01	03/05/26 17:50	1

Method: SW846 6020B - Metals (ICP/MS) - Total Recoverable

Analyte	Result	Qualifier	RL	MDL	Unit	D	Prepared	Analyzed	Dil Fac
Antimony	<0.0025		0.0050	0.0025	mg/L		02/27/26 07:27	02/28/26 16:40	1
Arsenic	<0.0013		0.0050	0.0013	mg/L		02/27/26 07:27	02/28/26 16:40	1
Barium	**0.036**		0.010	0.00041	mg/L		02/27/26 07:27	02/28/26 16:40	1
Beryllium	<0.00015		0.0010	0.00015	mg/L		02/27/26 07:27	02/28/26 16:40	1
Cadmium	<0.00024		0.00070	0.00024	mg/L		02/27/26 07:27	02/28/26 16:40	1
Chromium	<0.0037		0.0050	0.0037	mg/L		02/27/26 07:27	02/28/26 16:40	1
Cobalt	<0.00041		0.0050	0.00041	mg/L		02/27/26 07:27	02/28/26 16:40	1
Iron	**0.027**	**J**	0.10	0.018	mg/L		02/27/26 07:27	02/28/26 16:40	1
Lead	<0.00086		0.0010	0.00086	mg/L		02/27/26 07:27	02/28/26 16:40	1
Magnesium	**23**		0.10	0.016	mg/L		02/27/26 07:27	02/28/26 16:40	1
Molybdenum	<0.00069		0.0050	0.00069	mg/L		02/27/26 07:27	02/28/26 16:40	1
Potassium	**0.58**		0.10	0.044	mg/L		02/27/26 07:27	02/28/26 16:40	1
Selenium	<0.0023		0.0050	0.0023	mg/L		02/27/26 07:27	02/28/26 16:40	1
Sodium	**45**		0.50	0.25	mg/L		02/27/26 07:27	02/28/26 16:40	1
Thallium	<0.00019		0.0010	0.00019	mg/L		02/27/26 07:27	02/28/26 16:40	1

Method: SW846 7470A - Mercury (CVAA)

Analyte	Result	Qualifier	RL	MDL	Unit	D	Prepared	Analyzed	Dil Fac
Mercury	**0.00022**		0.00020	0.00017	mg/L		03/05/26 11:32	03/05/26 18:34	1

General Chemistry

Analyte	Result	Qualifier	RL	MDL	Unit	D	Prepared	Analyzed	Dil Fac
Total Alkalinity as CaCO3 (SM 2320B-2011)	**6.1**		3.0	3.0	mg/L			03/11/26 10:46	1
Bicarbonate Alkalinity as CaCO3 (SM 2320B-2011)	**6.1**		3.0	3.0	mg/L			03/11/26 10:46	1
Carbonate Alkalinity as CaCO3 (SM 2320B-2011)	<3.0		3.0	3.0	mg/L			03/11/26 10:46	1
Total Dissolved Solids (SM 2540C - 2015)	**350**		10	10	mg/L			03/03/26 09:20	1

Method Summary

Client: Southern Company
Project/Site: CCR - Plant Scherer Ash Pond

Job ID: 705-58793-1

Method	Method Description	Protocol	Laboratory
300.0	Anions, Ion Chromatography	EPA	EET ATL
6010D	Metals (ICP)	SW846	EET ATL
6020B	Metals (ICP/MS)	SW846	EET ATL
7470A	Mercury (CVAA)	SW846	EET ATL
2320B-2011	Alkalinity, Total	SM	EET ATL
2540C - 2015	Total Dissolved Solids (Dried at 180 °C)	SM	EET ATL
3005A	Preparation, Total Recoverable or Dissolved Metals	SW846	EET ATL
3010A	Preparation, Total Metals	SW846	EET ATL
7470A	Preparation, Mercury	SW846	EET ATL

Protocol References:

EPA = US Environmental Protection Agency

SM = "Standard Methods For The Examination Of Water And Wastewater"

SW846 = "Test Methods For Evaluating Solid Waste, Physical/Chemical Methods", Third Edition, November 1986 And Its Updates.

Laboratory References:

EET ATL = Eurofins Atlanta, 3080 Presidential Dr, Atlanta, GA 30340, TEL (770)457-8177

Lab Chronicle

Client: Southern Company
Project/Site: CCR - Plant Scherer Ash Pond

Job ID: 705-58793-1

Client Sample ID: SCH-SGWC-9

Lab Sample ID: 705-58793-1

Date Collected: 02/25/26 11:35

Matrix: Water

Date Received: 02/26/26 10:20

Prep Type	Batch Type	Batch Method	Run	Dilution Factor	Batch Number	Analyst	Lab	Prepared or Analyzed
Total/NA	Analysis	300.0		1	116803	MS	EET ATL	02/26/26 21:30
Total/NA	Analysis	300.0		10	117049	MS	EET ATL	02/27/26 12:40
Total/NA	Prep	3010A			117331	BR	EET ATL	03/02/26 10:01
Total/NA	Analysis	6010D		1	118505	MT	EET ATL	03/05/26 17:50
Total Recoverable	Prep	3005A			116865	SA	EET ATL	02/27/26 07:27
Total Recoverable	Analysis	6020B		1	117270	TT	EET ATL	02/28/26 16:40
Total/NA	Prep	7470A			117953	GR	EET ATL	03/05/26 11:32
Total/NA	Analysis	7470A		1	118563	GR	EET ATL	03/05/26 18:34
Total/NA	Analysis	2320B-2011		1	119617	AH	EET ATL	03/11/26 10:46
Total/NA	Analysis	2540C - 2015		1	117580	SKS	EET ATL	03/03/26 09:20

Laboratory References:

EET ATL = Eurofins Atlanta, 3080 Presidential Dr, Atlanta, GA 30340, TEL (770)457-8177

Method: 300.0 - Anions, Ion Chromatography

Lab Sample ID: MB 705-116803/98
Matrix: Water
Analysis Batch: 116803

Client Sample ID: Method Blank
Prep Type: Total/NA

Analyte	MB Result	MB Qualifier	RL	MDL	Unit	D	Prepared	Analyzed	Dil Fac
Chloride	<0.98		1.0	0.98	mg/L			02/26/26 18:17	1
Fluoride	<0.081		0.20	0.081	mg/L			02/26/26 18:17	1
Sulfate	<0.77		1.0	0.77	mg/L			02/26/26 18:17	1

Lab Sample ID: LCS 705-116803/99
Matrix: Water
Analysis Batch: 116803

Client Sample ID: Lab Control Sample
Prep Type: Total/NA

Analyte	Spike Added	LCS Result	LCS Qualifier	Unit	D	%Rec	%Rec Limits
Chloride	10.0	10.2		mg/L		102	90 - 110
Fluoride	5.00	4.98		mg/L		100	90 - 110
Sulfate	25.0	23.9		mg/L		96	90 - 110

Lab Sample ID: 705-58666-B-1 MS
Matrix: Water
Analysis Batch: 116803

Client Sample ID: Matrix Spike
Prep Type: Total/NA

Analyte	Sample Result	Sample Qualifier	Spike Added	MS Result	MS Qualifier	Unit	D	%Rec	%Rec Limits
Chloride	5.1		10.0	14.8		mg/L		97	90 - 110
Fluoride	0.16	J	5.00	5.22		mg/L		101	90 - 110
Sulfate	60	F1	25.0	78.9	F1	mg/L		77	90 - 110

Lab Sample ID: 705-58666-B-1 MSD
Matrix: Water
Analysis Batch: 116803

Client Sample ID: Matrix Spike Duplicate
Prep Type: Total/NA

Analyte	Sample Result	Sample Qualifier	Spike Added	MSD Result	MSD Qualifier	Unit	D	%Rec	%Rec Limits	RPD	RPD Limit
Chloride	5.1		10.0	14.8		mg/L		96	90 - 110	0	20
Fluoride	0.16	J	5.00	5.11		mg/L		99	90 - 110	2	20
Sulfate	60	F1	25.0	79.3	F1	mg/L		78	90 - 110	0	20

Lab Sample ID: MB 705-117049/3
Matrix: Water
Analysis Batch: 117049

Client Sample ID: Method Blank
Prep Type: Total/NA

Analyte	MB Result	MB Qualifier	RL	MDL	Unit	D	Prepared	Analyzed	Dil Fac
Chloride	<0.98		1.0	0.98	mg/L			02/27/26 11:21	1
Fluoride	<0.081		0.20	0.081	mg/L			02/27/26 11:21	1
Sulfate	<0.77		1.0	0.77	mg/L			02/27/26 11:21	1

Lab Sample ID: LCS 705-117049/4
Matrix: Water
Analysis Batch: 117049

Client Sample ID: Lab Control Sample
Prep Type: Total/NA

Analyte	Spike Added	LCS Result	LCS Qualifier	Unit	D	%Rec	%Rec Limits
Chloride	10.0	9.80		mg/L		98	90 - 110
Fluoride	5.00	4.59		mg/L		92	90 - 110
Sulfate	25.0	22.9		mg/L		92	90 - 110

Method: 300.0 - Anions, Ion Chromatography (Continued)

Lab Sample ID: 705-58916-G-4 MS — **Client Sample ID: Matrix Spike**
Matrix: Water — **Prep Type: Total/NA**
Analysis Batch: 117049

Analyte	Sample Result	Sample Qualifier	Spike Added	MS Result	MS Qualifier	Unit	D	%Rec	%Rec Limits
Chloride	45		10.0	50.4	4	mg/L		50	90 - 110
Fluoride	<0.081		5.00	4.49		mg/L		90	90 - 110
Sulfate	13		25.0	36.1		mg/L		93	90 - 110

Lab Sample ID: 705-58916-G-4 MSD — **Client Sample ID: Matrix Spike Duplicate**
Matrix: Water — **Prep Type: Total/NA**
Analysis Batch: 117049

Analyte	Sample Result	Sample Qualifier	Spike Added	MSD Result	MSD Qualifier	Unit	D	%Rec	%Rec Limits	RPD	RPD Limit
Chloride	45		10.0	50.3	4	mg/L		49	90 - 110	0	20
Fluoride	<0.081		5.00	4.57		mg/L		91	90 - 110	2	20
Sulfate	13		25.0	35.8		mg/L		92	90 - 110	1	20

Method: 6010D - Metals (ICP)

Lab Sample ID: MB 705-117331/1-A — **Client Sample ID: Method Blank**
Matrix: Water — **Prep Type: Total/NA**
Analysis Batch: 118505 — **Prep Batch: 117331**

Analyte	MB Result	MB Qualifier	RL	MDL	Unit	D	Prepared	Analyzed	Dil Fac
Boron	<0.026		0.080	0.026	mg/L		03/02/26 10:01	03/05/26 16:52	1
Calcium	<0.038		0.10	0.038	mg/L		03/02/26 10:01	03/05/26 16:52	1
Lithium	<0.0037		0.020	0.0037	mg/L		03/02/26 10:01	03/05/26 16:52	1

Lab Sample ID: LCS 705-117331/2-A — **Client Sample ID: Lab Control Sample**
Matrix: Water — **Prep Type: Total/NA**
Analysis Batch: 118505 — **Prep Batch: 117331**

Analyte	Spike Added	LCS Result	LCS Qualifier	Unit	D	%Rec	%Rec Limits
Boron	1.00	0.959		mg/L		96	80 - 120
Calcium	10.0	9.66		mg/L		97	80 - 120
Lithium	1.00	1.01		mg/L		101	80 - 120

Lab Sample ID: 705-58916-B-1-B MS — **Client Sample ID: Matrix Spike**
Matrix: Water — **Prep Type: Total/NA**
Analysis Batch: 118505 — **Prep Batch: 117331**

Analyte	Sample Result	Sample Qualifier	Spike Added	MS Result	MS Qualifier	Unit	D	%Rec	%Rec Limits
Boron	0.12		1.00	1.05		mg/L		93	75 - 125
Calcium	310	E	10.0	321	E 4	mg/L		139	75 - 125
Lithium	0.091	F1	1.00	1.43	F1	mg/L		134	75 - 125

Lab Sample ID: 705-58916-B-1-C MSD — **Client Sample ID: Matrix Spike Duplicate**
Matrix: Water — **Prep Type: Total/NA**
Analysis Batch: 118505 — **Prep Batch: 117331**

Analyte	Sample Result	Sample Qualifier	Spike Added	MSD Result	MSD Qualifier	Unit	D	%Rec	%Rec Limits	RPD	RPD Limit
Boron	0.12		1.00	1.06		mg/L		94	75 - 125	1	20
Calcium	310	E	10.0	327	E 4	mg/L		200	75 - 125	2	20
Lithium	0.091	F1	1.00	1.44	F1	mg/L		135	75 - 125	1	20

QC Sample Results

Client: Southern Company
Project/Site: CCR - Plant Scherer Ash Pond

Job ID: 705-58793-1

Method: 6020B - Metals (ICP/MS)

Lab Sample ID: MB 705-116865/1-A
Matrix: Water
Analysis Batch: 117270

Client Sample ID: Method Blank
Prep Type: Total Recoverable
Prep Batch: 116865

Analyte	MB Result	MB Qualifier	RL	MDL	Unit	D	Prepared	Analyzed	Dil Fac
Antimony	<0.0025		0.0050	0.0025	mg/L		02/27/26 07:27	02/28/26 14:56	1
Arsenic	<0.0013		0.0050	0.0013	mg/L		02/27/26 07:27	02/28/26 14:56	1
Barium	<0.00041		0.010	0.00041	mg/L		02/27/26 07:27	02/28/26 14:56	1
Beryllium	<0.00015		0.0010	0.00015	mg/L		02/27/26 07:27	02/28/26 14:56	1
Cadmium	<0.00024		0.00070	0.00024	mg/L		02/27/26 07:27	02/28/26 14:56	1
Chromium	<0.0037		0.0050	0.0037	mg/L		02/27/26 07:27	02/28/26 14:56	1
Cobalt	<0.00041		0.0050	0.00041	mg/L		02/27/26 07:27	02/28/26 14:56	1
Iron	<0.018		0.10	0.018	mg/L		02/27/26 07:27	02/28/26 14:56	1
Lead	<0.00086		0.0010	0.00086	mg/L		02/27/26 07:27	02/28/26 14:56	1
Magnesium	<0.016		0.10	0.016	mg/L		02/27/26 07:27	02/28/26 14:56	1
Molybdenum	<0.00069		0.0050	0.00069	mg/L		02/27/26 07:27	02/28/26 14:56	1
Potassium	<0.044		0.10	0.044	mg/L		02/27/26 07:27	02/28/26 14:56	1
Selenium	<0.0023		0.0050	0.0023	mg/L		02/27/26 07:27	02/28/26 14:56	1
Sodium	<0.25		0.50	0.25	mg/L		02/27/26 07:27	02/28/26 14:56	1
Thallium	<0.00019		0.0010	0.00019	mg/L		02/27/26 07:27	02/28/26 14:56	1

Lab Sample ID: LCS 705-116865/2-A
Matrix: Water
Analysis Batch: 117270

Client Sample ID: Lab Control Sample
Prep Type: Total Recoverable
Prep Batch: 116865

Analyte	Spike Added	LCS Result	LCS Qualifier	Unit	D	%Rec	%Rec Limits
Antimony	0.100	0.0928		mg/L		93	80 - 120
Arsenic	0.100	0.109		mg/L		109	80 - 120
Barium	0.100	0.0952		mg/L		95	80 - 120
Beryllium	0.100	0.0980		mg/L		98	80 - 120
Cadmium	0.100	0.0949		mg/L		95	80 - 120
Chromium	0.100	0.105		mg/L		105	80 - 120
Cobalt	0.100	0.106		mg/L		106	80 - 120
Iron	1.00	1.07		mg/L		107	80 - 120
Lead	0.100	0.104		mg/L		104	80 - 120
Magnesium	1.00	1.04		mg/L		104	80 - 120
Molybdenum	0.100	0.104		mg/L		104	80 - 120
Potassium	1.00	0.989		mg/L		99	80 - 120
Selenium	0.100	0.104		mg/L		104	80 - 120
Sodium	1.00	1.08		mg/L		108	80 - 120
Thallium	0.100	0.101		mg/L		101	80 - 120

Lab Sample ID: 705-58783-A-4-B MS
Matrix: Water
Analysis Batch: 117270

Client Sample ID: Matrix Spike
Prep Type: Total Recoverable
Prep Batch: 116865

Analyte	Sample Result	Sample Qualifier	Spike Added	MS Result	MS Qualifier	Unit	D	%Rec	%Rec Limits
Antimony	<0.0025		0.100	0.0896		mg/L		90	75 - 125
Arsenic	<0.0013		0.100	0.102		mg/L		102	75 - 125
Barium	0.035		0.100	0.121		mg/L		86	75 - 125
Beryllium	<0.00015		0.100	0.0895		mg/L		89	75 - 125
Cadmium	<0.00024		0.100	0.0914		mg/L		91	75 - 125
Chromium	0.0062		0.100	0.107		mg/L		101	75 - 125
Cobalt	<0.00041		0.100	0.101		mg/L		101	75 - 125

Method: 6020B - Metals (ICP/MS) (Continued)

Lab Sample ID: 705-58783-A-4-B MS — **Client Sample ID: Matrix Spike**
Matrix: Water — **Prep Type: Total Recoverable**
Analysis Batch: 117270 — **Prep Batch: 116865**

Analyte	Sample Result	Sample Qualifier	Spike Added	MS Result	MS Qualifier	Unit	D	%Rec	%Rec Limits
Iron	0.045	J	1.00	1.09		mg/L		105	75 - 125
Lead	<0.00086		0.100	0.101		mg/L		101	75 - 125
Magnesium	11		1.00	12.8	4	mg/L		144	75 - 125
Molybdenum	<0.00069		0.100	0.104		mg/L		104	75 - 125
Potassium	0.87		1.00	1.88		mg/L		101	75 - 125
Selenium	<0.0023		0.100	0.102		mg/L		102	75 - 125
Sodium	12		1.00	13.7	4	mg/L		148	75 - 125
Thallium	<0.00019		0.100	0.0984		mg/L		98	75 - 125

Lab Sample ID: 705-58783-A-4-C MSD — **Client Sample ID: Matrix Spike Duplicate**
Matrix: Water — **Prep Type: Total Recoverable**
Analysis Batch: 117270 — **Prep Batch: 116865**

Analyte	Sample Result	Sample Qualifier	Spike Added	MSD Result	MSD Qualifier	Unit	D	%Rec	%Rec Limits	RPD	RPD Limit
Antimony	<0.0025		0.100	0.0913		mg/L		91	75 - 125	2	20
Arsenic	<0.0013		0.100	0.102		mg/L		102	75 - 125	1	20
Barium	0.035		0.100	0.127		mg/L		92	75 - 125	4	20
Beryllium	<0.00015		0.100	0.0878		mg/L		88	75 - 125	2	20
Cadmium	<0.00024		0.100	0.0920		mg/L		92	75 - 125	1	20
Chromium	0.0062		0.100	0.105		mg/L		99	75 - 125	2	20
Cobalt	<0.00041		0.100	0.0994		mg/L		99	75 - 125	2	20
Iron	0.045	J	1.00	1.05		mg/L		101	75 - 125	4	20
Lead	<0.00086		0.100	0.100		mg/L		100	75 - 125	1	20
Magnesium	11		1.00	13.1	4	mg/L		168	75 - 125	2	20
Molybdenum	<0.00069		0.100	0.102		mg/L		102	75 - 125	2	20
Potassium	0.87		1.00	1.83		mg/L		97	75 - 125	2	20
Selenium	<0.0023		0.100	0.0966		mg/L		97	75 - 125	6	20
Sodium	12		1.00	13.5	4	mg/L		122	75 - 125	2	20
Thallium	<0.00019		0.100	0.0982		mg/L		98	75 - 125	0	20

Method: 7470A - Mercury (CVAA)

Lab Sample ID: MB 705-117953/1-A — **Client Sample ID: Method Blank**
Matrix: Water — **Prep Type: Total/NA**
Analysis Batch: 118563 — **Prep Batch: 117953**

Analyte	MB Result	MB Qualifier	RL	MDL	Unit	D	Prepared	Analyzed	Dil Fac
Mercury	<0.00017		0.00020	0.00017	mg/L		03/05/26 11:32	03/05/26 17:11	1

Lab Sample ID: LCS 705-117953/2-A — **Client Sample ID: Lab Control Sample**
Matrix: Water — **Prep Type: Total/NA**
Analysis Batch: 118563 — **Prep Batch: 117953**

Analyte	Spike Added	LCS Result	LCS Qualifier	Unit	D	%Rec	%Rec Limits
Mercury	0.00400	0.00455		mg/L		114	80 - 120

Method: 7470A - Mercury (CVAA) (Continued)

Lab Sample ID: 705-59353-C-1-C MS — **Client Sample ID: Matrix Spike**
Matrix: Water — **Prep Type: Total/NA**
Analysis Batch: 118563 — **Prep Batch: 117953**

Analyte	Sample Result	Sample Qualifier	Spike Added	MS Result	MS Qualifier	Unit	D	%Rec	%Rec Limits		
Mercury	0.00022		0.00400	0.00435		mg/L		103	75 - 125		

Lab Sample ID: 705-59353-C-1-D MSD — **Client Sample ID: Matrix Spike Duplicate**
Matrix: Water — **Prep Type: Total/NA**
Analysis Batch: 118563 — **Prep Batch: 117953**

Analyte	Sample Result	Sample Qualifier	Spike Added	MSD Result	MSD Qualifier	Unit	D	%Rec	%Rec Limits	RPD	RPD Limit
Mercury	0.00022		0.00400	0.00431		mg/L		102	75 - 125	1	20

Method: 2320B-2011 - Alkalinity, Total

Lab Sample ID: LCS 705-119617/1 — **Client Sample ID: Lab Control Sample**
Matrix: Water — **Prep Type: Total/NA**
Analysis Batch: 119617

Analyte			Spike Added	LCS Result	LCS Qualifier	Unit	D	%Rec	%Rec Limits		
Total Alkalinity as CaCO3			125	126		mg/L		101	90 - 110		

Lab Sample ID: 705-59384-D-1 DU — **Client Sample ID: Duplicate**
Matrix: Water — **Prep Type: Total/NA**
Analysis Batch: 119617

Analyte	Sample Result	Sample Qualifier		DU Result	DU Qualifier	Unit	D			RPD	RPD Limit
Total Alkalinity as CaCO3	25			25.1		mg/L				0.08	30
Bicarbonate Alkalinity as CaCO3	25			25.1		mg/L				0.08	30
Carbonate Alkalinity as CaCO3	<3.0			<3.0		mg/L				NC	30

Method: 2540C - 2015 - Total Dissolved Solids (Dried at 180 °C)

Lab Sample ID: MB 705-117580/1 — **Client Sample ID: Method Blank**
Matrix: Water — **Prep Type: Total/NA**
Analysis Batch: 117580

Analyte	MB Result	MB Qualifier	RL	MDL	Unit	D	Prepared	Analyzed	Dil Fac
Total Dissolved Solids	<10		10	10	mg/L			03/03/26 09:20	1

Lab Sample ID: LCS 705-117580/2 — **Client Sample ID: Lab Control Sample**
Matrix: Water — **Prep Type: Total/NA**
Analysis Batch: 117580

Analyte			Spike Added	LCS Result	LCS Qualifier	Unit	D	%Rec	%Rec Limits		
Total Dissolved Solids			996	1070		mg/L		108	80 - 120		

Lab Sample ID: 705-58788-C-4 DU — **Client Sample ID: Duplicate**
Matrix: Water — **Prep Type: Total/NA**
Analysis Batch: 117580

Analyte	Sample Result	Sample Qualifier		DU Result	DU Qualifier	Unit	D			RPD	RPD Limit
Total Dissolved Solids	140			139		mg/L				4	10

Accreditation/Certification Summary

Client: Southern Company
Project/Site: CCR - Plant Scherer Ash Pond

Job ID: 705-58793-1

Laboratory: Eurofins Atlanta

The accreditations/certifications listed below are applicable to this report.

Authority	Program	Identification Number	Expiration Date
Florida	NELAP	E87582	06-30-26
Georgia	State	E87582	06-30-26

eurofins | Environment Testing

ANALYTICAL REPORT

PREPARED FOR

Attn: Joju Abraham
Southern Company
241 Ralph McGill Blvd SE
B10185
Atlanta, Georgia (St) 30308

Generated 3/12/2026 6:24:44 PM

JOB DESCRIPTION

CCR - Plant Scherer Additional PZs

JOB NUMBER

705-58795-1

Eurofins Atlanta
3080 Presidential Dr
Atlanta GA 30340

See page two for job notes and contact information.

my EOL

Eurofins Atlanta

Job Notes

The test results in this report relate only to the samples as received by the laboratory and will meet all requirements of the methodology, with any exceptions noted. This report shall not be reproduced except in full, without the express written approval of the laboratory. All questions should be directed to the Eurofins Environment Testing Southeast, LLC Project Manager.

Authorization

Generated
3/12/2026 6:24:44 PM

Authorized for release by
David Fuller, Project Manager
David.Fuller@et.eurofinsus.com
(770)344-8986

Table of Contents

Cover Page 1
Table of Contents 3
Sample Summary 4
Chain of Custody 5
Receipt Checklists 6
Definitions/Glossary 7
Case Narrative 8
Detection Summary 9
Client Sample Results 10
Method Summary 11
Lab Chronicle 12
QC Sample Results 13
Certification Summary 16

Sample Summary

Client: Southern Company
Project/Site: CCR - Plant Scherer Additional PZs

Job ID: 705-58795-1

Lab Sample ID	Client Sample ID	Matrix	Collected	Received	Sample Origin
705-58795-1	SCH-PZ-25I	Water	02/25/26 14:48	02/26/26 10:20	Georgia (St)

Eurofins Atlanta
3080 Presidential Dr
Atlanta, GA 30340
Phone (770) 457-8177

Chain of Custody Record

eurofins | Environment Testing

Client Information	Sampler:	Lab PM: David Fuller / Phone: 770-344-8986	Carrier Tracking No(s):	COC No:
Client Contact: Joju Abraham	Phone:	E-Mail: David.Fuller@ET.EurofinsUS.com	State of Origin: GA	Page: Page of
Company: Southern Company	PWSID:			Job #:
Address: 241 Ralph McGill Blvd SE B10185	Due Date Requested:			
City: Atlanta	TAT Requested (days):			
State, Zip: GA, 30308	Compliance Project: Δ Yes Δ No			
Phone:	Lab Project #: 70504534 (DO NOT REMOVE)			
Email: JAbraham@southernco.com	Lab PO #: GPC82130-0003 / PO Line #1			
Project Name: CCR - Plant Scherer Additional PZs	Project #:			
Site:	SSOW#:			

Analysis Requested

Preservation Codes: D - HNO N - Nor

705-58795 COC

Other:

Task_Code: SCH-CCR-ASSMT-2026S1

Special Instructions/Notes:

Sample Identification	Sample Date	Sample Time	Sample Type (C=comp, G=grab)	Matrix (W=water, S=solid, O=waste/oil, BT=Tissue, A=Air)	Field Filtered Sample (Yes or No)	Perform MS/MSD (Yes or No)	300_ORGFM_28D - Chloride, Fluoride, Sulfate	2540C_Calcd - Total Dissolved Solids (TDS)	6010D - App III Metals + Lithium	6020B - App IV Metals + Mg, Na, K	7470A - App IV Mercury	6010D - App III Metals	6020B - Cobalt + Mg, Na, K	9315_Ra228 - Radium-226 (GFPC) - 21 day decay	9320_Ra228 - Radium-228 (GFPC) - 21 day decay	Ra226Ra228_GFPC - Combined Radium 226 and 228	2320B - Total Alkalinity			Total Number of containers
			Preservation Code:				N	N	D	D	D	D	D	D	D	D	N			
SCH-PZ-25I	2/25/26	14:48	G	WG	N	N	X	X	X			X	X				X			

Possible Hazard Identification
☐ Non-Hazard ☐ Flammable ☐ Skin Irritant ☐ Poison B ☐ Unknown ☐ Radiological

Sample Disposal (A fee may be assessed if samples are retained longer than 1 month)
☐ Return To Client ☐ Disposal By Lab ☐ Archive For _____ Months

Deliverable Requested: I, II, III, IV, Other (specify)

Special Instructions/QC Requirements:

Empty Kit Relinquished by:	Date:	Time:	Method of Shipment:		
Relinquished by: [illegible]	Date/Time: 2/26/26 0830	Company: WSP	Received by: Yolanda Lucear	Date/Time: 2/26/26 0830	Company: CVS W
Relinquished by: Yolanda Lucear	Date/Time: 2/26/26 10:20am	Company: CVS W	Received by: [illegible]	Date/Time: 2.26.26 1020	Company:
Relinquished by:	Date/Time:	Company:	Received by:	Date/Time:	Company:

Custody Seals Intact: Δ Yes Δ No

Custody Seal No.:

Cooler Temperature(s) oC and Other Remarks: Co 3.0°, 2.6°, 2.2°, 2.4° #2665

Ver: 01/16/2019

Login Sample Receipt Checklist

Client: Southern Company

Job Number: 705-58795-1

Login Number: 58795
List Number: 1
Creator: Sims, Christion

List Source: Eurofins Atlanta

Question	Answer	Comment
The cooler's custody seal, if present, is intact.	True	
The cooler does not appear to have been compromised or tampered with.	True	
Samples were received on ice.	True	
Cooler Temperature is acceptable.	True	
Cooler Temperature is recorded.	True	
COC present.	True	
COC is filled out in ink and legible.	True	
COC is filled out with all pertinent information.	True	
Sample custody seals, if present, are intact.	True	
Sample collection date/times are provided.	True	
The samples do not appear to have been compromised or tampered with.	True	
Containers are not broken or leaking.	True	
There are no discrepancies between the containers received and the COC.	True	
Sample containers have legible labels.	True	
Appropriate sample containers were rec'd and sufficient volume for all analyses.	True	
Samples are received within Holding Time (excluding tests with immediate HTs).	True	
Containers requiring zero headspace have no headspace or bubble is <6mm (1/4").	True	
Is there sufficient air space in bottle for bacteriological analysis.	True	

Definitions/Glossary

Client: Southern Company
Job ID: 705-58795-1
Project/Site: CCR - Plant Scherer Additional PZs

Qualifiers

HPLC/IC

Qualifier	Qualifier Description
F1	MS and/or MSD recovery exceeds control limits.

Metals

Qualifier	Qualifier Description
4	MS, MSD: The analyte present in the original sample is greater than 4 times the matrix spike concentration; therefore, control limits are not applicable.
E	Result exceeded calibration range.
F1	MS and/or MSD recovery exceeds control limits.
J	Result is less than the RL but greater than or equal to the MDL and the concentration is an approximate value.

Glossary

Abbreviation	These commonly used abbreviations may or may not be present in this report.
☼	Listed under the "D" column to designate that the result is reported on a dry weight basis
%R	Percent Recovery
CFL	Contains Free Liquid
CFU	Colony Forming Unit
CNF	Contains No Free Liquid
DER	Duplicate Error Ratio (normalized absolute difference)
Dil Fac	Dilution Factor
DL	Detection Limit (DoD/DOE)
DL, RA, RE, IN	Indicates a Dilution, Re-analysis, Re-extraction, or additional Initial metals/anion analysis of the sample
DLC	Decision Level Concentration (Radiochemistry)
EDL	Estimated Detection Limit (Dioxin)
LOD	Limit of Detection (DoD/DOE)
LOQ	Limit of Quantitation (DoD/DOE)
MCL	EPA recommended "Maximum Contaminant Level"
MDA	Minimum Detectable Activity (Radiochemistry)
MDC	Minimum Detectable Concentration (Radiochemistry)
MDL	Method Detection Limit
ML	Minimum Level (Dioxin)
MPN	Most Probable Number
MQL	Method Quantitation Limit
NC	Not Calculated
ND	Not Detected at the reporting limit (or MDL or EDL if shown)
NEG	Negative / Absent
POS	Positive / Present
PQL	Practical Quantitation Limit
PRES	Presumptive
QC	Quality Control
RER	Relative Error Ratio (Radiochemistry)
RL	Reporting Limit or Requested Limit (Radiochemistry)
RPD	Relative Percent Difference, a measure of the relative difference between two points
TEF	Toxicity Equivalent Factor (Dioxin)
TEQ	Toxicity Equivalent Quotient (Dioxin)
TNTC	Too Numerous To Count

Job Narrative
705-58795-1

The analytical test results presented in this report meet all requirements of the associated regulatory program listed on the Accreditation/Certification Summary Page, unless otherwise noted. Data qualifiers and/or narrative comments are included to explain any exceptions, if applicable. Regulated compliance samples (e.g. SDWA, NPDES) must comply with associated agency requirements/permits.

- Matrix-specific batch QC (e.g., MS, MSD, SD) may not be reported when insufficient sample volume is available or when site-specific QC samples are not submitted. In such cases, a Laboratory Control Sample Duplicate (LCSD) may be analyzed to provide precision data for the batch.
- For samples analyzed using surrogate and/or isotope dilution analytes, any recoveries falling outside of established acceptance criteria are re-prepared and/or re-analyzed to confirm results, unless the deviation is due to sample dilution or otherwise explained in the case narrative.

Receipt
The sample was received on 2/26/2026 10:20 AM. Unless otherwise noted below, the sample arrived in good condition, and, where required, properly preserved and on ice. The temperatures of the 4 coolers at receipt time were 2.2°C, 2.4°C, 2.6°C and 3.0°C.

HPLC/IC
No additional analytical or quality issues were noted, other than those described above or in the Definitions/ Glossary page.

Metals
No additional analytical or quality issues were noted, other than those described above or in the Definitions/ Glossary page.

General Chemistry
No additional analytical or quality issues were noted, other than those described above or in the Definitions/ Glossary page.

Detection Summary

Client: Southern Company
Project/Site: CCR - Plant Scherer Additional PZs

Job ID: 705-58795-1

Client Sample ID: SCH-PZ-25I

Lab Sample ID: 705-58795-1

Analyte	Result	Qualifier	RL	MDL	Unit	Dil Fac	D	Method	Prep Type
Chloride	2.5		1.0	0.98	mg/L	1		300.0	Total/NA
Calcium	12		0.10	0.038	mg/L	1		6010D	Total/NA
Cobalt	0.0018	J	0.0050	0.00041	mg/L	1		6020B	Total Recoverable
Magnesium	8.0		0.10	0.016	mg/L	1		6020B	Total Recoverable
Potassium	0.70		0.10	0.044	mg/L	1		6020B	Total Recoverable
Sodium	3.1		0.50	0.25	mg/L	1		6020B	Total Recoverable
Total Alkalinity as CaCO3	72		3.0	3.0	mg/L	1		2320B-2011	Total/NA
Bicarbonate Alkalinity as CaCO3	72		3.0	3.0	mg/L	1		2320B-2011	Total/NA
Total Dissolved Solids	100		10	10	mg/L	1		2540C - 2015	Total/NA

This Detection Summary does not include radiochemical test results.

Client Sample Results

Client: Southern Company
Project/Site: CCR - Plant Scherer Additional PZs

Job ID: 705-58795-1

Client Sample ID: SCH-PZ-25I

Date Collected: 02/25/26 14:48
Date Received: 02/26/26 10:20

Lab Sample ID: 705-58795-1

Matrix: Water

Method: EPA 300.0 - Anions, Ion Chromatography

Analyte	Result	Qualifier	RL	MDL	Unit	D	Prepared	Analyzed	Dil Fac
Chloride	**2.5**		1.0	0.98	mg/L			02/26/26 21:41	1
Fluoride	<0.081		0.20	0.081	mg/L			02/26/26 21:41	1
Sulfate	<0.77		1.0	0.77	mg/L			02/26/26 21:41	1

Method: SW846 6010D - Metals (ICP)

Analyte	Result	Qualifier	RL	MDL	Unit	D	Prepared	Analyzed	Dil Fac
Boron	<0.026		0.080	0.026	mg/L		03/02/26 10:01	03/05/26 17:53	1
Calcium	**12**		0.10	0.038	mg/L		03/02/26 10:01	03/05/26 17:53	1
Lithium	<0.0037		0.020	0.0037	mg/L		03/02/26 10:01	03/05/26 17:53	1

Method: SW846 6020B - Metals (ICP/MS) - Total Recoverable

Analyte	Result	Qualifier	RL	MDL	Unit	D	Prepared	Analyzed	Dil Fac
Cobalt	**0.0018**	**J**	0.0050	0.00041	mg/L		02/27/26 07:27	02/28/26 16:42	1
Magnesium	**8.0**		0.10	0.016	mg/L		02/27/26 07:27	02/28/26 16:42	1
Potassium	**0.70**		0.10	0.044	mg/L		02/27/26 07:27	02/28/26 16:42	1
Sodium	**3.1**		0.50	0.25	mg/L		02/27/26 07:27	02/28/26 16:42	1

General Chemistry

Analyte	Result	Qualifier	RL	MDL	Unit	D	Prepared	Analyzed	Dil Fac
Total Alkalinity as CaCO3 (SM 2320B-2011)	**72**		3.0	3.0	mg/L			03/11/26 10:46	1
Bicarbonate Alkalinity as CaCO3 (SM 2320B-2011)	**72**		3.0	3.0	mg/L			03/11/26 10:46	1
Carbonate Alkalinity as CaCO3 (SM 2320B-2011)	<3.0		3.0	3.0	mg/L			03/11/26 10:46	1
Total Dissolved Solids (SM 2540C - 2015)	**100**		10	10	mg/L			03/03/26 09:20	1

Method Summary

Client: Southern Company
Project/Site: CCR - Plant Scherer Additional PZs

Job ID: 705-58795-1

Method	Method Description	Protocol	Laboratory
300.0	Anions, Ion Chromatography	EPA	EET ATL
6010D	Metals (ICP)	SW846	EET ATL
6020B	Metals (ICP/MS)	SW846	EET ATL
2320B-2011	Alkalinity, Total	SM	EET ATL
2540C - 2015	Total Dissolved Solids (Dried at 180 °C)	SM	EET ATL
3005A	Preparation, Total Recoverable or Dissolved Metals	SW846	EET ATL
3010A	Preparation, Total Metals	SW846	EET ATL

Protocol References:

EPA = US Environmental Protection Agency

SM = "Standard Methods For The Examination Of Water And Wastewater"

SW846 = "Test Methods For Evaluating Solid Waste, Physical/Chemical Methods", Third Edition, November 1986 And Its Updates.

Laboratory References:

EET ATL = Eurofins Atlanta, 3080 Presidential Dr, Atlanta, GA 30340, TEL (770)457-8177

Lab Chronicle

Client: Southern Company
Project/Site: CCR - Plant Scherer Additional PZs

Job ID: 705-58795-1

Client Sample ID: SCH-PZ-25I

Date Collected: 02/25/26 14:48
Date Received: 02/26/26 10:20

Lab Sample ID: 705-58795-1

Matrix: Water

Prep Type	Batch Type	Batch Method	Run	Dilution Factor	Batch Number	Analyst	Lab	Prepared or Analyzed
Total/NA	Analysis	300.0		1	116803	MS	EET ATL	02/26/26 21:41
Total/NA	Prep	3010A			117331	BR	EET ATL	03/02/26 10:01
Total/NA	Analysis	6010D		1	118505	MT	EET ATL	03/05/26 17:53
Total Recoverable	Prep	3005A			116865	SA	EET ATL	02/27/26 07:27
Total Recoverable	Analysis	6020B		1	117270	TT	EET ATL	02/28/26 16:42
Total/NA	Analysis	2320B-2011		1	119617	AH	EET ATL	03/11/26 10:46
Total/NA	Analysis	2540C - 2015		1	117580	SKS	EET ATL	03/03/26 09:20

Laboratory References:

EET ATL = Eurofins Atlanta, 3080 Presidential Dr, Atlanta, GA 30340, TEL (770)457-8177

QC Sample Results

Client: Southern Company
Project/Site: CCR - Plant Scherer Additional PZs

Job ID: 705-58795-1

Method: 300.0 - Anions, Ion Chromatography

Lab Sample ID: MB 705-116803/98
Matrix: Water
Analysis Batch: 116803

Client Sample ID: Method Blank
Prep Type: Total/NA

Analyte	MB Result	MB Qualifier	RL	MDL	Unit	D	Prepared	Analyzed	Dil Fac
Chloride	<0.98		1.0	0.98	mg/L			02/26/26 18:17	1
Fluoride	<0.081		0.20	0.081	mg/L			02/26/26 18:17	1
Sulfate	<0.77		1.0	0.77	mg/L			02/26/26 18:17	1

Lab Sample ID: LCS 705-116803/99
Matrix: Water
Analysis Batch: 116803

Client Sample ID: Lab Control Sample
Prep Type: Total/NA

Analyte	Spike Added	LCS Result	LCS Qualifier	Unit	D	%Rec	%Rec Limits
Chloride	10.0	10.2		mg/L		102	90 - 110
Fluoride	5.00	4.98		mg/L		100	90 - 110
Sulfate	25.0	23.9		mg/L		96	90 - 110

Lab Sample ID: 705-58666-B-1 MS
Matrix: Water
Analysis Batch: 116803

Client Sample ID: Matrix Spike
Prep Type: Total/NA

Analyte	Sample Result	Sample Qualifier	Spike Added	MS Result	MS Qualifier	Unit	D	%Rec	%Rec Limits
Chloride	5.1		10.0	14.8		mg/L		97	90 - 110
Fluoride	0.16	J	5.00	5.22		mg/L		101	90 - 110
Sulfate	60	F1	25.0	78.9	F1	mg/L		77	90 - 110

Lab Sample ID: 705-58666-B-1 MSD
Matrix: Water
Analysis Batch: 116803

Client Sample ID: Matrix Spike Duplicate
Prep Type: Total/NA

Analyte	Sample Result	Sample Qualifier	Spike Added	MSD Result	MSD Qualifier	Unit	D	%Rec	%Rec Limits	RPD	RPD Limit
Chloride	5.1		10.0	14.8		mg/L		96	90 - 110	0	20
Fluoride	0.16	J	5.00	5.11		mg/L		99	90 - 110	2	20
Sulfate	60	F1	25.0	79.3	F1	mg/L		78	90 - 110	0	20

Method: 6010D - Metals (ICP)

Lab Sample ID: MB 705-117331/1-A
Matrix: Water
Analysis Batch: 118505

Client Sample ID: Method Blank
Prep Type: Total/NA
Prep Batch: 117331

Analyte	MB Result	MB Qualifier	RL	MDL	Unit	D	Prepared	Analyzed	Dil Fac
Boron	<0.026		0.080	0.026	mg/L		03/02/26 10:01	03/05/26 16:52	1
Calcium	<0.038		0.10	0.038	mg/L		03/02/26 10:01	03/05/26 16:52	1
Lithium	<0.0037		0.020	0.0037	mg/L		03/02/26 10:01	03/05/26 16:52	1

Lab Sample ID: LCS 705-117331/2-A
Matrix: Water
Analysis Batch: 118505

Client Sample ID: Lab Control Sample
Prep Type: Total/NA
Prep Batch: 117331

Analyte	Spike Added	LCS Result	LCS Qualifier	Unit	D	%Rec	%Rec Limits
Boron	1.00	0.959		mg/L		96	80 - 120
Calcium	10.0	9.66		mg/L		97	80 - 120
Lithium	1.00	1.01		mg/L		101	80 - 120

QC Sample Results

Client: Southern Company
Project/Site: CCR - Plant Scherer Additional PZs

Job ID: 705-58795-1

Method: 6010D - Metals (ICP)

Lab Sample ID: 705-58916-B-1-B MS — **Client Sample ID: Matrix Spike**
Matrix: Water — **Prep Type: Total/NA**
Analysis Batch: 118505 — **Prep Batch: 117331**

Analyte	Sample Result	Sample Qualifier	Spike Added	MS Result	MS Qualifier	Unit	D	%Rec	%Rec Limits
Boron	0.12		1.00	1.05		mg/L		93	75 - 125
Calcium	310	E	10.0	321	E 4	mg/L		139	75 - 125
Lithium	0.091	F1	1.00	1.43	F1	mg/L		134	75 - 125

Lab Sample ID: 705-58916-B-1-C MSD — **Client Sample ID: Matrix Spike Duplicate**
Matrix: Water — **Prep Type: Total/NA**
Analysis Batch: 118505 — **Prep Batch: 117331**

Analyte	Sample Result	Sample Qualifier	Spike Added	MSD Result	MSD Qualifier	Unit	D	%Rec	%Rec Limits	RPD	RPD Limit
Boron	0.12		1.00	1.06		mg/L		94	75 - 125	1	20
Calcium	310	E	10.0	327	E 4	mg/L		200	75 - 125	2	20
Lithium	0.091	F1	1.00	1.44	F1	mg/L		135	75 - 125	1	20

Method: 6020B - Metals (ICP/MS)

Lab Sample ID: MB 705-116865/1-A — **Client Sample ID: Method Blank**
Matrix: Water — **Prep Type: Total Recoverable**
Analysis Batch: 117270 — **Prep Batch: 116865**

Analyte	MB Result	MB Qualifier	RL	MDL	Unit	D	Prepared	Analyzed	Dil Fac
Cobalt	<0.00041		0.0050	0.00041	mg/L		02/27/26 07:27	02/28/26 14:56	1
Magnesium	<0.016		0.10	0.016	mg/L		02/27/26 07:27	02/28/26 14:56	1
Potassium	<0.044		0.10	0.044	mg/L		02/27/26 07:27	02/28/26 14:56	1
Sodium	<0.25		0.50	0.25	mg/L		02/27/26 07:27	02/28/26 14:56	1

Lab Sample ID: LCS 705-116865/2-A — **Client Sample ID: Lab Control Sample**
Matrix: Water — **Prep Type: Total Recoverable**
Analysis Batch: 117270 — **Prep Batch: 116865**

Analyte	Spike Added	LCS Result	LCS Qualifier	Unit	D	%Rec	%Rec Limits
Cobalt	0.100	0.106		mg/L		106	80 - 120
Magnesium	1.00	1.04		mg/L		104	80 - 120
Potassium	1.00	0.989		mg/L		99	80 - 120
Sodium	1.00	1.08		mg/L		108	80 - 120

Lab Sample ID: 705-58783-A-4-B MS — **Client Sample ID: Matrix Spike**
Matrix: Water — **Prep Type: Total Recoverable**
Analysis Batch: 117270 — **Prep Batch: 116865**

Analyte	Sample Result	Sample Qualifier	Spike Added	MS Result	MS Qualifier	Unit	D	%Rec	%Rec Limits
Cobalt	<0.00041		0.100	0.101		mg/L		101	75 - 125
Magnesium	11		1.00	12.8	4	mg/L		144	75 - 125
Potassium	0.87		1.00	1.88		mg/L		101	75 - 125
Sodium	12		1.00	13.7	4	mg/L		148	75 - 125

QC Sample Results

Client: Southern Company
Project/Site: CCR - Plant Scherer Additional PZs

Job ID: 705-58795-1

Method: 6020B - Metals (ICP/MS) (Continued)

Lab Sample ID: 705-58783-A-4-C MSD — **Client Sample ID: Matrix Spike Duplicate**
Matrix: Water — **Prep Type: Total Recoverable**
Analysis Batch: 117270 — **Prep Batch: 116865**

Analyte	Sample Result	Sample Qualifier	Spike Added	MSD Result	MSD Qualifier	Unit	D	%Rec	%Rec Limits	RPD	RPD Limit
Cobalt	<0.00041		0.100	0.0994		mg/L		99	75 - 125	2	20
Magnesium	11		1.00	13.1	4	mg/L		168	75 - 125	2	20
Potassium	0.87		1.00	1.83		mg/L		97	75 - 125	2	20
Sodium	12		1.00	13.5	4	mg/L		122	75 - 125	2	20

Method: 2320B-2011 - Alkalinity, Total

Lab Sample ID: LCS 705-119617/1 — **Client Sample ID: Lab Control Sample**
Matrix: Water — **Prep Type: Total/NA**
Analysis Batch: 119617

Analyte			Spike Added	LCS Result	LCS Qualifier	Unit	D	%Rec	%Rec Limits		
Total Alkalinity as CaCO3			125	126		mg/L		101	90 - 110		

Lab Sample ID: 705-59384-D-1 DU — **Client Sample ID: Duplicate**
Matrix: Water — **Prep Type: Total/NA**
Analysis Batch: 119617

Analyte	Sample Result	Sample Qualifier		DU Result	DU Qualifier	Unit	D			RPD	RPD Limit
Total Alkalinity as CaCO3	25			25.1		mg/L				0.08	30
Bicarbonate Alkalinity as CaCO3	25			25.1		mg/L				0.08	30
Carbonate Alkalinity as CaCO3	<3.0			<3.0		mg/L				NC	30

Method: 2540C - 2015 - Total Dissolved Solids (Dried at 180 °C)

Lab Sample ID: MB 705-117580/1 — **Client Sample ID: Method Blank**
Matrix: Water — **Prep Type: Total/NA**
Analysis Batch: 117580

Analyte	MB Result	MB Qualifier	RL	MDL	Unit	D	Prepared	Analyzed	Dil Fac
Total Dissolved Solids	<10		10	10	mg/L			03/03/26 09:20	1

Lab Sample ID: LCS 705-117580/2 — **Client Sample ID: Lab Control Sample**
Matrix: Water — **Prep Type: Total/NA**
Analysis Batch: 117580

Analyte			Spike Added	LCS Result	LCS Qualifier	Unit	D	%Rec	%Rec Limits		
Total Dissolved Solids			996	1070		mg/L		108	80 - 120		

Lab Sample ID: 705-58788-C-4 DU — **Client Sample ID: Duplicate**
Matrix: Water — **Prep Type: Total/NA**
Analysis Batch: 117580

Analyte	Sample Result	Sample Qualifier		DU Result	DU Qualifier	Unit	D			RPD	RPD Limit
Total Dissolved Solids	140			139		mg/L				4	10

Accreditation/Certification Summary

Client: Southern Company
Project/Site: CCR - Plant Scherer Additional PZs

Job ID: 705-58795-1

Laboratory: Eurofins Atlanta

The accreditations/certifications listed below are applicable to this report.

Authority	Program	Identification Number	Expiration Date
Florida	NELAP	E87582	06-30-26
Georgia	State	E87582	06-30-26

eurofins | Environment Testing

ANALYTICAL REPORT

PREPARED FOR

Attn: Joju Abraham
Southern Company
241 Ralph McGill Blvd SE
B10185
Atlanta, Georgia (St) 30308

Generated 3/18/2026 6:10:54 PM

JOB DESCRIPTION

CCR - Plant Scherer Ash Pond

JOB NUMBER

705-59334-1

Eurofins Atlanta
3080 Presidential Dr
Atlanta GA 30340

See page two for job notes and contact information.

my EOL

Eurofins Atlanta

Job Notes

The test results in this report relate only to the samples as received by the laboratory and will meet all requirements of the methodology, with any exceptions noted. This report shall not be reproduced except in full, without the express written approval of the laboratory. All questions should be directed to the Eurofins Environment Testing Southeast, LLC Project Manager.

Authorization

Generated
3/18/2026 6:10:54 PM

Authorized for release by
David Fuller, Project Manager
David.Fuller@et.eurofinsus.com
(770)344-8986

Table of Contents

Cover Page 1
Table of Contents 3
Sample Summary 4
Chain of Custody 5
Receipt Checklists 6
Definitions/Glossary 7
Case Narrative 8
Detection Summary 9
Client Sample Results 11
Method Summary 15
Lab Chronicle 16
QC Sample Results 18
Certification Summary 23

Sample Summary

Client: Southern Company
Project/Site: CCR - Plant Scherer Ash Pond

Job ID: 705-59334-1

Lab Sample ID	Client Sample ID	Matrix	Collected	Received	Sample Origin
705-59334-1	SCH-SGWC-10A	Water	03/02/26 11:16	03/03/26 14:05	Georgia (St)
705-59334-2	SCH-SGWA-5	Water	03/02/26 13:49	03/03/26 14:05	Georgia (St)
705-59334-3	SCH-AP1-EB-1	Water	03/02/26 14:30	03/03/26 14:05	Georgia (St)
705-59334-4	SCH-SGWA-1	Water	03/02/26 16:33	03/03/26 14:05	Georgia (St)

urofins Atlanta
)80 Presidential Dr
lanta, GA 30340
ione (770) 457-8177

Chain of Custody Record

eurofins | Environment Testing

lient Information	Sampler: Dana Bloomfield	Lab PM: David Fuller / Phone: 770-344-8986	Carrier Tracking No(s):	COC No:
ent Contact: ju Abraham	Phone: 404 242 7557	E-Mail: David.Fuller@ET.EurofinsUS.com	State of Origin: GA	Page: Page 1 of 1
mpany: outhern Company	PWSID:			Job #:
dress: 1 Ralph McGill Blvd SE B10185	Due Date Requested:			
y: lanta	TAT Requested (days): Standard			
ate, Zip: A, 30308	Compliance Project: X Yes Δ No			
one:	Lab Project #: 70504534 (DO NOT REMOVE)			
nail: abraham@southernco.com	Lab PO #: GPC82130-0003 / PO Line #1			
oject Name: CR - Plant Scherer Ash Pond	Project #:			
e:	SSOW#:			

Analysis Requested

Preservation Codes: D - HNO3, N - None

Other:

Task_Code: SCH-CCR-ASSMT-2026S1

Special Instructions/Notes:

ample Identification	Sample Date	Sample Time	Sample Type (C=comp, G=grab)	Matrix (W=water, S=solid, O=waste/oil, BT=Tissue, A=Air)	Field Filtered Sample (Yes or No)	Perform MS/MSD (Yes or No)	300_ORGFM_28D - Chloride, Fluoride, Sulfate	2540C_Calcd - Total Dissolved Solids (TDS)	6010D- App III Metals + Lithium	6020B - App IV Metals + Mg, Na, K, Fe	2320B - Total Alkalinity	7470A - App IV Mercury	9315_Ra226 - Radium-226 (GFPC) - 21 day decay	9320_Ra228 - Radium-228 (GFPC) - 21 day decay	Ra226Ra228_GFPC - Combined Radium 226 and 228				Total Number of containers	Special Instructions/Notes
			Preservation Code:				N	N	D	D	N	D	D	D	D					
SCH-SGWC-10A	3/2/26	11:16	G	WG			X	X	X	X	X	X	X	X	X				5	
SCH-SGWA-5	3/2/26	13:49	G	WG			X	X	X	X	X	X	X	X	X				5	
SCH-AP1-EB-1	3/2/26	14:30	G	WG			X	X	X	X	X	X	X	X	X				5	
SCH-SGWA-1	3/2/26	16:33	G	WG			X	X	X	X	X	X	X	X	X				5	

705-59334 COC

ossible Hazard Identification
X Non-Hazard ☐ Flammable ☐ Skin Irritant ☐ Poison B ☐ Unknown ☐ Radiological

Sample Disposal (A fee may be assessed if samples are retained longer than 1 month)
☐ Return To Client ☒ Disposal By Lab ☐ Archive For _____ Months

eliverable Requested: I, II, III, IV, Other (specify)

Special Instructions/QC Requirements:

npty Kit Relinquished by:	Date:	Time:	Method of Shipment:			
linquished by:	Date/Time: 3/3/26 1405	Company: WSP	Received by: Andrew Stor	Date/Time: 3/3/26 1405	Company	
linquished by:	Date/Time:	Company	Received by:	Date/Time:	Company	
linquished by:	Date/Time:	Company	Received by:	Date/Time:	Company	

Custody Seals Intact: Custody Seal No.: Cooler Temperature(s) °C and Other Remarks: 24, 9.9, 0.7 #2665

3/18/2026

Login Sample Receipt Checklist

Client: Southern Company

Job Number: 705-59334-1

Login Number: 59334
List Number: 1
Creator: Gay, Dalton

List Source: Eurofins Atlanta

Question	Answer	Comment
The cooler's custody seal, if present, is intact.	True	
The cooler does not appear to have been compromised or tampered with.	True	
Samples were received on ice.	True	
Cooler Temperature is acceptable.	True	
Cooler Temperature is recorded.	True	
COC present.	True	
COC is filled out in ink and legible.	True	
COC is filled out with all pertinent information.	True	
Sample custody seals, if present, are intact.	True	
Sample collection date/times are provided.	True	
The samples do not appear to have been compromised or tampered with.	True	
Containers are not broken or leaking.	True	
There are no discrepancies between the containers received and the COC.	True	
Sample containers have legible labels.	True	
Appropriate sample containers were rec'd and sufficient volume for all analyses.	True	
Samples are received within Holding Time (excluding tests with immediate HTs).	True	
Containers requiring zero headspace have no headspace or bubble is <6mm (1/4").	True	
Is there sufficient air space in bottle for bacteriological analysis.	N/A	

This receipt checklist is generated for all samples received in this Login. It may not be applicable to all Jobs associated with this Login.

Definitions/Glossary

Client: Southern Company
Project/Site: CCR - Plant Scherer Ash Pond

Job ID: 705-59334-1

Qualifiers

HPLC/IC

Qualifier	Qualifier Description
F1	MS and/or MSD recovery exceeds control limits.
J	Result is less than the RL but greater than or equal to the MDL and the concentration is an approximate value.

Metals

Qualifier	Qualifier Description
^-	Continuing Calibration Verification (CCV) is outside acceptance limits, low biased.
4	MS, MSD: The analyte present in the original sample is greater than 4 times the matrix spike concentration; therefore, control limits are not applicable.
B	Compound was found in the blank and sample.
J	Result is less than the RL but greater than or equal to the MDL and the concentration is an approximate value.

Glossary

Abbreviation	These commonly used abbreviations may or may not be present in this report.
☼	Listed under the "D" column to designate that the result is reported on a dry weight basis
%R	Percent Recovery
CFL	Contains Free Liquid
CFU	Colony Forming Unit
CNF	Contains No Free Liquid
DER	Duplicate Error Ratio (normalized absolute difference)
Dil Fac	Dilution Factor
DL	Detection Limit (DoD/DOE)
DL, RA, RE, IN	Indicates a Dilution, Re-analysis, Re-extraction, or additional Initial metals/anion analysis of the sample
DLC	Decision Level Concentration (Radiochemistry)
EDL	Estimated Detection Limit (Dioxin)
LOD	Limit of Detection (DoD/DOE)
LOQ	Limit of Quantitation (DoD/DOE)
MCL	EPA recommended "Maximum Contaminant Level"
MDA	Minimum Detectable Activity (Radiochemistry)
MDC	Minimum Detectable Concentration (Radiochemistry)
MDL	Method Detection Limit
ML	Minimum Level (Dioxin)
MPN	Most Probable Number
MQL	Method Quantitation Limit
NC	Not Calculated
ND	Not Detected at the reporting limit (or MDL or EDL if shown)
NEG	Negative / Absent
POS	Positive / Present
PQL	Practical Quantitation Limit
PRES	Presumptive
QC	Quality Control
RER	Relative Error Ratio (Radiochemistry)
RL	Reporting Limit or Requested Limit (Radiochemistry)
RPD	Relative Percent Difference, a measure of the relative difference between two points
TEF	Toxicity Equivalent Factor (Dioxin)
TEQ	Toxicity Equivalent Quotient (Dioxin)
TNTC	Too Numerous To Count

Job Narrative
705-59334-1

The analytical test results presented in this report meet all requirements of the associated regulatory program listed on the Accreditation/Certification Summary Page, unless otherwise noted. Data qualifiers and/or narrative comments are included to explain any exceptions, if applicable. Regulated compliance samples (e.g. SDWA, NPDES) must comply with associated agency requirements/permits.

- Matrix-specific batch QC (e.g., MS, MSD, SD) may not be reported when insufficient sample volume is available or when site-specific QC samples are not submitted. In such cases, a Laboratory Control Sample Duplicate (LCSD) may be analyzed to provide precision data for the batch.
- For samples analyzed using surrogate and/or isotope dilution analytes, any recoveries falling outside of established acceptance criteria are re-prepared and/or re-analyzed to confirm results, unless the deviation is due to sample dilution or otherwise explained in the case narrative.

Receipt
The samples were received on 3/3/2026 2:05 PM. Unless otherwise noted below, the samples arrived in good condition, and, where required, properly preserved and on ice. The temperatures of the 3 coolers at receipt time were 0.5°C, 0.7°C and 0.9°C.

HPLC/IC
No additional analytical or quality issues were noted, other than those described above or in the Definitions/ Glossary page.

Metals
Method 6020B - Total Recoverable: The method blank for preparation batch 705-117777 and analytical batch 705-118313 contained Iron and Thallium above the method detection limit. This target analyte concentration was less than the reporting limit (RL) in the method blank; therefore, re-extraction and/or re-analysis of samples was not performed.

Method 6020B - Total Recoverable: The continuing calibration verification (CCV) recovered low for Sodium, but only impacts batch QC. Batch QC recoveries are within control limits therefore they are reported with qualification. (CCV 705-118313/18) and (CCV 705-118313/29)

No additional analytical or quality issues were noted, other than those described above or in the Definitions/ Glossary page.

General Chemistry
No additional analytical or quality issues were noted, other than those described above or in the Definitions/ Glossary page.

Detection Summary

Client: Southern Company
Project/Site: CCR - Plant Scherer Ash Pond

Job ID: 705-59334-1

Client Sample ID: SCH-SGWC-10A — Lab Sample ID: 705-59334-1

Analyte	Result	Qualifier	RL	MDL	Unit	Dil Fac	D	Method	Prep Type
Chloride	7.7		1.0	0.98	mg/L	1		300.0	Total/NA
Fluoride	0.41		0.20	0.081	mg/L	1		300.0	Total/NA
Sulfate	73		1.0	0.77	mg/L	1		300.0	Total/NA
Boron	0.045	J	0.080	0.026	mg/L	1		6010D	Total/NA
Calcium	27		0.10	0.038	mg/L	1		6010D	Total/NA
Arsenic	0.0014	J	0.0050	0.0013	mg/L	1		6020B	Total Recoverable
Barium	0.098		0.010	0.00041	mg/L	1		6020B	Total Recoverable
Beryllium	0.00042	J	0.0010	0.00015	mg/L	1		6020B	Total Recoverable
Cadmium	0.00054	J	0.00070	0.00024	mg/L	1		6020B	Total Recoverable
Cobalt	0.0024	J	0.0050	0.00041	mg/L	1		6020B	Total Recoverable
Iron	1.5	B	0.10	0.018	mg/L	1		6020B	Total Recoverable
Lead	0.0012		0.0010	0.00086	mg/L	1		6020B	Total Recoverable
Magnesium	14		0.10	0.016	mg/L	1		6020B	Total Recoverable
Molybdenum	0.0023	J	0.0050	0.00069	mg/L	1		6020B	Total Recoverable
Potassium	1.8		0.10	0.044	mg/L	1		6020B	Total Recoverable
Sodium	10		0.50	0.25	mg/L	1		6020B	Total Recoverable
Thallium	0.0017	B	0.0010	0.00019	mg/L	1		6020B	Total Recoverable
Total Alkalinity as CaCO3	59		3.0	3.0	mg/L	1		2320B-2011	Total/NA
Bicarbonate Alkalinity as CaCO3	59		3.0	3.0	mg/L	1		2320B-2011	Total/NA
Total Dissolved Solids	200		10	10	mg/L	1		2540C - 2015	Total/NA

Client Sample ID: SCH-SGWA-5 — Lab Sample ID: 705-59334-2

Analyte	Result	Qualifier	RL	MDL	Unit	Dil Fac	D	Method	Prep Type
Chloride	2.2		1.0	0.98	mg/L	1		300.0	Total/NA
Fluoride	0.15	J	0.20	0.081	mg/L	1		300.0	Total/NA
Calcium	1.9		0.10	0.038	mg/L	1		6010D	Total/NA
Antimony	0.0031	J	0.0050	0.0025	mg/L	1		6020B	Total Recoverable
Arsenic	0.0030	J	0.0050	0.0013	mg/L	1		6020B	Total Recoverable
Barium	0.012		0.010	0.00041	mg/L	1		6020B	Total Recoverable
Beryllium	0.00021	J	0.0010	0.00015	mg/L	1		6020B	Total Recoverable
Chromium	0.0040	J	0.0050	0.0037	mg/L	1		6020B	Total Recoverable
Cobalt	0.0026	J	0.0050	0.00041	mg/L	1		6020B	Total Recoverable
Iron	0.046	J B	0.10	0.018	mg/L	1		6020B	Total Recoverable
Magnesium	0.62		0.10	0.016	mg/L	1		6020B	Total Recoverable
Molybdenum	0.0037	J	0.0050	0.00069	mg/L	1		6020B	Total Recoverable

This Detection Summary does not include radiochemical test results.

Eurofins Atlanta

Detection Summary

Client: Southern Company
Project/Site: CCR - Plant Scherer Ash Pond

Job ID: 705-59334-1

Client Sample ID: SCH-SGWA-5 (Continued) — Lab Sample ID: 705-59334-2

Analyte	Result	Qualifier	RL	MDL	Unit	Dil Fac	D	Method	Prep Type
Potassium	0.59		0.10	0.044	mg/L	1		6020B	Total Recoverable
Sodium	11		0.50	0.25	mg/L	1		6020B	Total Recoverable
Thallium	0.0034	B	0.0010	0.00019	mg/L	1		6020B	Total Recoverable
Mercury	0.00024		0.00020	0.00017	mg/L	1		7470A	Total/NA
Total Alkalinity as CaCO3	31		3.0	3.0	mg/L	1		2320B-2011	Total/NA
Bicarbonate Alkalinity as CaCO3	31		3.0	3.0	mg/L	1		2320B-2011	Total/NA
Total Dissolved Solids	93		10	10	mg/L	1		2540C - 2015	Total/NA

Client Sample ID: SCH-AP1-EB-1 — Lab Sample ID: 705-59334-3

Analyte	Result	Qualifier	RL	MDL	Unit	Dil Fac	D	Method	Prep Type
Barium	0.0033	J	0.010	0.00041	mg/L	1		6020B	Total Recoverable
Iron	0.068	J B	0.10	0.018	mg/L	1		6020B	Total Recoverable
Potassium	0.057	J	0.10	0.044	mg/L	1		6020B	Total Recoverable

Client Sample ID: SCH-SGWA-1 — Lab Sample ID: 705-59334-4

Analyte	Result	Qualifier	RL	MDL	Unit	Dil Fac	D	Method	Prep Type
Chloride	2.2		1.0	0.98	mg/L	1		300.0	Total/NA
Fluoride	0.12	J	0.20	0.081	mg/L	1		300.0	Total/NA
Calcium	2.2		0.10	0.038	mg/L	1		6010D	Total/NA
Barium	0.045		0.010	0.00041	mg/L	1		6020B	Total Recoverable
Beryllium	0.00020	J	0.0010	0.00015	mg/L	1		6020B	Total Recoverable
Iron	0.20	B	0.10	0.018	mg/L	1		6020B	Total Recoverable
Magnesium	0.96		0.10	0.016	mg/L	1		6020B	Total Recoverable
Potassium	0.74		0.10	0.044	mg/L	1		6020B	Total Recoverable
Sodium	3.3		0.50	0.25	mg/L	1		6020B	Total Recoverable
Total Alkalinity as CaCO3	13		3.0	3.0	mg/L	1		2320B-2011	Total/NA
Bicarbonate Alkalinity as CaCO3	13		3.0	3.0	mg/L	1		2320B-2011	Total/NA
Total Dissolved Solids	44		10	10	mg/L	1		2540C - 2015	Total/NA

This Detection Summary does not include radiochemical test results.

Client Sample Results

Client: Southern Company
Project/Site: CCR - Plant Scherer Ash Pond

Job ID: 705-59334-1

Client Sample ID: SCH-SGWC-10A

Lab Sample ID: 705-59334-1
Matrix: Water

Date Collected: 03/02/26 11:16
Date Received: 03/03/26 14:05

Method: EPA 300.0 - Anions, Ion Chromatography

Analyte	Result	Qualifier	RL	MDL	Unit	D	Prepared	Analyzed	Dil Fac
Chloride	7.7		1.0	0.98	mg/L			03/04/26 19:38	1
Fluoride	0.41		0.20	0.081	mg/L			03/04/26 19:38	1
Sulfate	73		1.0	0.77	mg/L			03/04/26 19:38	1

Method: SW846 6010D - Metals (ICP)

Analyte	Result	Qualifier	RL	MDL	Unit	D	Prepared	Analyzed	Dil Fac
Boron	0.045	J	0.080	0.026	mg/L		03/03/26 17:06	03/06/26 10:40	1
Calcium	27		0.10	0.038	mg/L		03/03/26 17:06	03/06/26 10:40	1
Lithium	<0.0037		0.020	0.0037	mg/L		03/03/26 17:06	03/06/26 10:40	1

Method: SW846 6020B - Metals (ICP/MS) - Total Recoverable

Analyte	Result	Qualifier	RL	MDL	Unit	D	Prepared	Analyzed	Dil Fac
Antimony	<0.0025		0.0050	0.0025	mg/L		03/03/26 16:36	03/05/26 06:51	1
Arsenic	0.0014	J	0.0050	0.0013	mg/L		03/03/26 16:36	03/05/26 06:51	1
Barium	0.098		0.010	0.00041	mg/L		03/03/26 16:36	03/05/26 06:51	1
Beryllium	0.00042	J	0.0010	0.00015	mg/L		03/03/26 16:36	03/05/26 06:51	1
Cadmium	0.00054	J	0.00070	0.00024	mg/L		03/03/26 16:36	03/05/26 06:51	1
Chromium	<0.0037		0.0050	0.0037	mg/L		03/03/26 16:36	03/05/26 06:51	1
Cobalt	0.0024	J	0.0050	0.00041	mg/L		03/03/26 16:36	03/05/26 06:51	1
Iron	1.5	B	0.10	0.018	mg/L		03/03/26 16:36	03/05/26 06:51	1
Lead	0.0012		0.0010	0.00086	mg/L		03/03/26 16:36	03/05/26 06:51	1
Magnesium	14		0.10	0.016	mg/L		03/03/26 16:36	03/05/26 06:51	1
Molybdenum	0.0023	J	0.0050	0.00069	mg/L		03/03/26 16:36	03/05/26 06:51	1
Potassium	1.8		0.10	0.044	mg/L		03/03/26 16:36	03/05/26 06:51	1
Selenium	<0.0023		0.0050	0.0023	mg/L		03/03/26 16:36	03/05/26 06:51	1
Sodium	10		0.50	0.25	mg/L		03/03/26 16:36	03/05/26 19:07	1
Thallium	0.0017	B	0.0010	0.00019	mg/L		03/03/26 16:36	03/05/26 06:51	1

Method: SW846 7470A - Mercury (CVAA)

Analyte	Result	Qualifier	RL	MDL	Unit	D	Prepared	Analyzed	Dil Fac
Mercury	<0.00017		0.00020	0.00017	mg/L		03/05/26 11:32	03/05/26 18:37	1

General Chemistry

Analyte	Result	Qualifier	RL	MDL	Unit	D	Prepared	Analyzed	Dil Fac
Total Alkalinity as CaCO3 (SM 2320B-2011)	59		3.0	3.0	mg/L			03/16/26 09:15	1
Bicarbonate Alkalinity as CaCO3 (SM 2320B-2011)	59		3.0	3.0	mg/L			03/16/26 09:15	1
Carbonate Alkalinity as CaCO3 (SM 2320B-2011)	<3.0		3.0	3.0	mg/L			03/16/26 09:15	1
Total Dissolved Solids (SM 2540C - 2015)	200		10	10	mg/L			03/05/26 16:55	1

Client Sample ID: SCH-SGWA-5

Lab Sample ID: 705-59334-2
Matrix: Water

Date Collected: 03/02/26 13:49
Date Received: 03/03/26 14:05

Method: EPA 300.0 - Anions, Ion Chromatography

Analyte	Result	Qualifier	RL	MDL	Unit	D	Prepared	Analyzed	Dil Fac
Chloride	2.2		1.0	0.98	mg/L			03/04/26 20:24	1
Fluoride	0.15	J	0.20	0.081	mg/L			03/04/26 20:24	1
Sulfate	<0.77		1.0	0.77	mg/L			03/04/26 20:24	1

Client Sample Results

Client: Southern Company
Project/Site: CCR - Plant Scherer Ash Pond

Job ID: 705-59334-1

Client Sample ID: SCH-SGWA-5

Lab Sample ID: 705-59334-2
Matrix: Water
Date Collected: 03/02/26 13:49
Date Received: 03/03/26 14:05

Method: SW846 6010D - Metals (ICP)

Analyte	Result	Qualifier	RL	MDL	Unit	D	Prepared	Analyzed	Dil Fac
Boron	<0.026		0.080	0.026	mg/L		03/03/26 17:06	03/06/26 10:43	1
Calcium	**1.9**		0.10	0.038	mg/L		03/03/26 17:06	03/06/26 10:43	1
Lithium	<0.0037		0.020	0.0037	mg/L		03/03/26 17:06	03/06/26 10:43	1

Method: SW846 6020B - Metals (ICP/MS) - Total Recoverable

Analyte	Result	Qualifier	RL	MDL	Unit	D	Prepared	Analyzed	Dil Fac
Antimony	**0.0031**	**J**	0.0050	0.0025	mg/L		03/03/26 16:36	03/05/26 06:40	1
Arsenic	**0.0030**	**J**	0.0050	0.0013	mg/L		03/03/26 16:36	03/05/26 06:40	1
Barium	**0.012**		0.010	0.00041	mg/L		03/03/26 16:36	03/05/26 18:32	1
Beryllium	**0.00021**	**J**	0.0010	0.00015	mg/L		03/03/26 16:36	03/05/26 18:32	1
Cadmium	<0.00024		0.00070	0.00024	mg/L		03/03/26 16:36	03/05/26 18:32	1
Chromium	**0.0040**	**J**	0.0050	0.0037	mg/L		03/03/26 16:36	03/05/26 06:40	1
Cobalt	**0.0026**	**J**	0.0050	0.00041	mg/L		03/03/26 16:36	03/05/26 06:40	1
Iron	**0.046**	**J B**	0.10	0.018	mg/L		03/03/26 16:36	03/05/26 06:40	1
Lead	<0.00086		0.0010	0.00086	mg/L		03/03/26 16:36	03/05/26 18:32	1
Magnesium	**0.62**		0.10	0.016	mg/L		03/03/26 16:36	03/05/26 06:40	1
Molybdenum	**0.0037**	**J**	0.0050	0.00069	mg/L		03/03/26 16:36	03/05/26 06:40	1
Potassium	**0.59**		0.10	0.044	mg/L		03/03/26 16:36	03/05/26 06:40	1
Selenium	<0.0023		0.0050	0.0023	mg/L		03/03/26 16:36	03/05/26 06:40	1
Sodium	**11**		0.50	0.25	mg/L		03/03/26 16:36	03/05/26 18:32	1
Thallium	**0.0034**	**B**	0.0010	0.00019	mg/L		03/03/26 16:36	03/05/26 06:40	1

Method: SW846 7470A - Mercury (CVAA)

Analyte	Result	Qualifier	RL	MDL	Unit	D	Prepared	Analyzed	Dil Fac
Mercury	**0.00024**		0.00020	0.00017	mg/L		03/05/26 11:32	03/05/26 18:40	1

General Chemistry

Analyte	Result	Qualifier	RL	MDL	Unit	D	Prepared	Analyzed	Dil Fac
Total Alkalinity as CaCO3 (SM 2320B-2011)	**31**		3.0	3.0	mg/L			03/16/26 09:15	1
Bicarbonate Alkalinity as CaCO3 (SM 2320B-2011)	**31**		3.0	3.0	mg/L			03/16/26 09:15	1
Carbonate Alkalinity as CaCO3 (SM 2320B-2011)	<3.0		3.0	3.0	mg/L			03/16/26 09:15	1
Total Dissolved Solids (SM 2540C - 2015)	**93**		10	10	mg/L			03/05/26 16:55	1

Client Sample ID: SCH-AP1-EB-1

Lab Sample ID: 705-59334-3
Matrix: Water
Date Collected: 03/02/26 14:30
Date Received: 03/03/26 14:05

Method: EPA 300.0 - Anions, Ion Chromatography

Analyte	Result	Qualifier	RL	MDL	Unit	D	Prepared	Analyzed	Dil Fac
Chloride	<0.98		1.0	0.98	mg/L			03/04/26 20:35	1
Fluoride	<0.081		0.20	0.081	mg/L			03/04/26 20:35	1
Sulfate	<0.77		1.0	0.77	mg/L			03/04/26 20:35	1

Method: SW846 6010D - Metals (ICP)

Analyte	Result	Qualifier	RL	MDL	Unit	D	Prepared	Analyzed	Dil Fac
Boron	<0.026		0.080	0.026	mg/L		03/03/26 17:06	03/06/26 10:46	1
Calcium	<0.038		0.10	0.038	mg/L		03/03/26 17:06	03/06/26 10:46	1
Lithium	<0.0037		0.020	0.0037	mg/L		03/03/26 17:06	03/06/26 10:46	1

Client Sample Results

Client: Southern Company
Project/Site: CCR - Plant Scherer Ash Pond

Job ID: 705-59334-1

Client Sample ID: SCH-AP1-EB-1

Lab Sample ID: 705-59334-3
Matrix: Water
Date Collected: 03/02/26 14:30
Date Received: 03/03/26 14:05

Method: SW846 6020B - Metals (ICP/MS) - Total Recoverable

Analyte	Result	Qualifier	RL	MDL	Unit	D	Prepared	Analyzed	Dil Fac
Antimony	<0.0025		0.0050	0.0025	mg/L		03/03/26 16:36	03/05/26 06:54	1
Arsenic	<0.0013		0.0050	0.0013	mg/L		03/03/26 16:36	03/05/26 06:54	1
Barium	**0.0033**	**J**	0.010	0.00041	mg/L		03/03/26 16:36	03/05/26 06:54	1
Beryllium	<0.00015		0.0010	0.00015	mg/L		03/03/26 16:36	03/05/26 06:54	1
Cadmium	<0.00024		0.00070	0.00024	mg/L		03/03/26 16:36	03/05/26 06:54	1
Chromium	<0.0037		0.0050	0.0037	mg/L		03/03/26 16:36	03/05/26 06:54	1
Cobalt	<0.00041		0.0050	0.00041	mg/L		03/03/26 16:36	03/05/26 06:54	1
Iron	**0.068**	**J B**	0.10	0.018	mg/L		03/03/26 16:36	03/05/26 06:54	1
Lead	<0.00086		0.0010	0.00086	mg/L		03/03/26 16:36	03/05/26 06:54	1
Magnesium	<0.016		0.10	0.016	mg/L		03/03/26 16:36	03/05/26 19:10	1
Molybdenum	<0.00069		0.0050	0.00069	mg/L		03/03/26 16:36	03/05/26 06:54	1
Potassium	**0.057**	**J**	0.10	0.044	mg/L		03/03/26 16:36	03/05/26 06:54	1
Selenium	<0.0023		0.0050	0.0023	mg/L		03/03/26 16:36	03/05/26 06:54	1
Sodium	<0.25		0.50	0.25	mg/L		03/03/26 16:36	03/05/26 19:10	1
Thallium	<0.00019		0.0010	0.00019	mg/L		03/03/26 16:36	03/05/26 06:54	1

Method: SW846 7470A - Mercury (CVAA)

Analyte	Result	Qualifier	RL	MDL	Unit	D	Prepared	Analyzed	Dil Fac
Mercury	<0.00017		0.00020	0.00017	mg/L		03/05/26 11:32	03/05/26 18:44	1

General Chemistry

Analyte	Result	Qualifier	RL	MDL	Unit	D	Prepared	Analyzed	Dil Fac
Total Alkalinity as CaCO3 (SM 2320B-2011)	<3.0		3.0	3.0	mg/L			03/16/26 09:15	1
Bicarbonate Alkalinity as CaCO3 (SM 2320B-2011)	<3.0		3.0	3.0	mg/L			03/16/26 09:15	1
Carbonate Alkalinity as CaCO3 (SM 2320B-2011)	<3.0		3.0	3.0	mg/L			03/16/26 09:15	1
Total Dissolved Solids (SM 2540C - 2015)	<10		10	10	mg/L			03/05/26 16:55	1

Client Sample ID: SCH-SGWA-1

Lab Sample ID: 705-59334-4
Matrix: Water
Date Collected: 03/02/26 16:33
Date Received: 03/03/26 14:05

Method: EPA 300.0 - Anions, Ion Chromatography

Analyte	Result	Qualifier	RL	MDL	Unit	D	Prepared	Analyzed	Dil Fac
Chloride	**2.2**		1.0	0.98	mg/L			03/04/26 20:47	1
Fluoride	**0.12**	**J**	0.20	0.081	mg/L			03/04/26 20:47	1
Sulfate	<0.77		1.0	0.77	mg/L			03/04/26 20:47	1

Method: SW846 6010D - Metals (ICP)

Analyte	Result	Qualifier	RL	MDL	Unit	D	Prepared	Analyzed	Dil Fac
Boron	<0.026		0.080	0.026	mg/L		03/03/26 17:06	03/06/26 10:49	1
Calcium	**2.2**		0.10	0.038	mg/L		03/03/26 17:06	03/06/26 10:49	1
Lithium	<0.0037		0.020	0.0037	mg/L		03/03/26 17:06	03/06/26 10:49	1

Method: SW846 6020B - Metals (ICP/MS) - Total Recoverable

Analyte	Result	Qualifier	RL	MDL	Unit	D	Prepared	Analyzed	Dil Fac
Antimony	<0.0025		0.0050	0.0025	mg/L		03/03/26 16:36	03/05/26 06:56	1
Arsenic	<0.0013		0.0050	0.0013	mg/L		03/03/26 16:36	03/05/26 06:56	1
Barium	**0.045**		0.010	0.00041	mg/L		03/03/26 16:36	03/05/26 06:56	1

Client Sample Results

Client: Southern Company
Project/Site: CCR - Plant Scherer Ash Pond

Job ID: 705-59334-1

Client Sample ID: SCH-SGWA-1

Lab Sample ID: 705-59334-4

Date Collected: 03/02/26 16:33
Matrix: Water
Date Received: 03/03/26 14:05

Method: SW846 6020B - Metals (ICP/MS) - Total Recoverable (Continued)

Analyte	Result	Qualifier	RL	MDL	Unit	D	Prepared	Analyzed	Dil Fac
Beryllium	**0.00020**	**J**	0.0010	0.00015	mg/L		03/03/26 16:36	03/05/26 06:56	1
Cadmium	<0.00024		0.00070	0.00024	mg/L		03/03/26 16:36	03/05/26 06:56	1
Chromium	<0.0037		0.0050	0.0037	mg/L		03/03/26 16:36	03/05/26 06:56	1
Cobalt	<0.00041		0.0050	0.00041	mg/L		03/03/26 16:36	03/05/26 06:56	1
Iron	**0.20**	**B**	0.10	0.018	mg/L		03/03/26 16:36	03/05/26 06:56	1
Lead	<0.00086		0.0010	0.00086	mg/L		03/03/26 16:36	03/05/26 06:56	1
Magnesium	**0.96**		0.10	0.016	mg/L		03/03/26 16:36	03/05/26 06:56	1
Molybdenum	<0.00069		0.0050	0.00069	mg/L		03/03/26 16:36	03/05/26 06:56	1
Potassium	**0.74**		0.10	0.044	mg/L		03/03/26 16:36	03/05/26 06:56	1
Selenium	<0.0023		0.0050	0.0023	mg/L		03/03/26 16:36	03/05/26 06:56	1
Sodium	**3.3**		0.50	0.25	mg/L		03/03/26 16:36	03/05/26 19:12	1
Thallium	<0.00019		0.0010	0.00019	mg/L		03/03/26 16:36	03/05/26 06:56	1

Method: SW846 7470A - Mercury (CVAA)

Analyte	Result	Qualifier	RL	MDL	Unit	D	Prepared	Analyzed	Dil Fac
Mercury	<0.00017		0.00020	0.00017	mg/L		03/05/26 11:32	03/05/26 18:47	1

General Chemistry

Analyte	Result	Qualifier	RL	MDL	Unit	D	Prepared	Analyzed	Dil Fac
Total Alkalinity as CaCO3 (SM 2320B-2011)	**13**		3.0	3.0	mg/L			03/16/26 09:15	1
Bicarbonate Alkalinity as CaCO3 (SM 2320B-2011)	**13**		3.0	3.0	mg/L			03/16/26 09:15	1
Carbonate Alkalinity as CaCO3 (SM 2320B-2011)	<3.0		3.0	3.0	mg/L			03/16/26 09:15	1
Total Dissolved Solids (SM 2540C - 2015)	**44**		10	10	mg/L			03/05/26 16:55	1

Method Summary

Client: Southern Company
Project/Site: CCR - Plant Scherer Ash Pond

Job ID: 705-59334-1

Method	Method Description	Protocol	Laboratory
300.0	Anions, Ion Chromatography	EPA	EET ATL 2
6010D	Metals (ICP)	SW846	EET ATL
6020B	Metals (ICP/MS)	SW846	EET ATL
7470A	Mercury (CVAA)	SW846	EET ATL
2320B-2011	Alkalinity, Total	SM	EET ATL
2540C - 2015	Total Dissolved Solids (Dried at 180 °C)	SM	EET ATL
3005A	Preparation, Total Recoverable or Dissolved Metals	SW846	EET ATL
3010A	Preparation, Total Metals	SW846	EET ATL
7470A	Preparation, Mercury	SW846	EET ATL

Protocol References:

EPA = US Environmental Protection Agency

SM = "Standard Methods For The Examination Of Water And Wastewater"

SW846 = "Test Methods For Evaluating Solid Waste, Physical/Chemical Methods", Third Edition, November 1986 And Its Updates.

Laboratory References:

EET ATL = Eurofins Atlanta, 3080 Presidential Dr, Atlanta, GA 30340, TEL (770)457-8177

EET ATL 2 = Eurofins Atlanta Building A, 3080 Presidential Pkwy, Atlanta, GA 30340, TEL (770)457-8177

Lab Chronicle

Client: Southern Company
Project/Site: CCR - Plant Scherer Ash Pond

Job ID: 705-59334-1

Client Sample ID: SCH-SGWC-10A

Lab Sample ID: 705-59334-1
Date Collected: 03/02/26 11:16
Matrix: Water
Date Received: 03/03/26 14:05

Prep Type	Batch Type	Batch Method	Run	Dilution Factor	Batch Number	Analyst	Lab	Prepared or Analyzed
Total/NA	Analysis	300.0		1	118160	MS	EET ATL 2	03/04/26 19:38
Total/NA	Prep	3010A			117785	TR	EET ATL	03/03/26 17:06
Total/NA	Analysis	6010D		1	118755	DS	EET ATL	03/06/26 10:40
Total Recoverable	Prep	3005A			117777	TR	EET ATL	03/03/26 16:36
Total Recoverable	Analysis	6020B		1	118313	IF	EET ATL	03/05/26 06:51
Total Recoverable	Prep	3005A			117777	TR	EET ATL	03/03/26 16:36
Total Recoverable	Analysis	6020B		1	118782	IF	EET ATL	03/05/26 19:07
Total/NA	Prep	7470A			117953	GR	EET ATL	03/05/26 11:32
Total/NA	Analysis	7470A		1	118563	GR	EET ATL	03/05/26 18:37
Total/NA	Analysis	2320B-2011		1	120664	EF	EET ATL	03/16/26 09:15
Total/NA	Analysis	2540C - 2015		1	118465	NN	EET ATL	03/05/26 16:55

Client Sample ID: SCH-SGWA-5

Lab Sample ID: 705-59334-2
Date Collected: 03/02/26 13:49
Matrix: Water
Date Received: 03/03/26 14:05

Prep Type	Batch Type	Batch Method	Run	Dilution Factor	Batch Number	Analyst	Lab	Prepared or Analyzed
Total/NA	Analysis	300.0		1	118160	MS	EET ATL 2	03/04/26 20:24
Total/NA	Prep	3010A			117785	TR	EET ATL	03/03/26 17:06
Total/NA	Analysis	6010D		1	118755	DS	EET ATL	03/06/26 10:43
Total Recoverable	Prep	3005A			117777	TR	EET ATL	03/03/26 16:36
Total Recoverable	Analysis	6020B		1	118313	IF	EET ATL	03/05/26 06:40
Total Recoverable	Prep	3005A			117777	TR	EET ATL	03/03/26 16:36
Total Recoverable	Analysis	6020B		1	118782	IF	EET ATL	03/05/26 18:32
Total/NA	Prep	7470A			117953	GR	EET ATL	03/05/26 11:32
Total/NA	Analysis	7470A		1	118563	GR	EET ATL	03/05/26 18:40
Total/NA	Analysis	2320B-2011		1	120664	EF	EET ATL	03/16/26 09:15
Total/NA	Analysis	2540C - 2015		1	118465	NN	EET ATL	03/05/26 16:55

Client Sample ID: SCH-AP1-EB-1

Lab Sample ID: 705-59334-3
Date Collected: 03/02/26 14:30
Matrix: Water
Date Received: 03/03/26 14:05

Prep Type	Batch Type	Batch Method	Run	Dilution Factor	Batch Number	Analyst	Lab	Prepared or Analyzed
Total/NA	Analysis	300.0		1	118160	MS	EET ATL 2	03/04/26 20:35
Total/NA	Prep	3010A			117785	TR	EET ATL	03/03/26 17:06
Total/NA	Analysis	6010D		1	118755	DS	EET ATL	03/06/26 10:46
Total Recoverable	Prep	3005A			117777	TR	EET ATL	03/03/26 16:36
Total Recoverable	Analysis	6020B		1	118313	IF	EET ATL	03/05/26 06:54
Total Recoverable	Prep	3005A			117777	TR	EET ATL	03/03/26 16:36
Total Recoverable	Analysis	6020B		1	118782	IF	EET ATL	03/05/26 19:10
Total/NA	Prep	7470A			117953	GR	EET ATL	03/05/26 11:32
Total/NA	Analysis	7470A		1	118563	GR	EET ATL	03/05/26 18:44
Total/NA	Analysis	2320B-2011		1	121073	EF	EET ATL	03/16/26 09:15

Lab Chronicle

Client: Southern Company
Project/Site: CCR - Plant Scherer Ash Pond

Job ID: 705-59334-1

Client Sample ID: SCH-AP1-EB-1

Lab Sample ID: 705-59334-3

Date Collected: 03/02/26 14:30
Matrix: Water
Date Received: 03/03/26 14:05

Prep Type	Batch Type	Batch Method	Run	Dilution Factor	Batch Number	Analyst	Lab	Prepared or Analyzed
Total/NA	Analysis	2540C - 2015		1	118465	NN	EET ATL	03/05/26 16:55

Client Sample ID: SCH-SGWA-1

Lab Sample ID: 705-59334-4

Date Collected: 03/02/26 16:33
Matrix: Water
Date Received: 03/03/26 14:05

Prep Type	Batch Type	Batch Method	Run	Dilution Factor	Batch Number	Analyst	Lab	Prepared or Analyzed
Total/NA	Analysis	300.0		1	118160	MS	EET ATL 2	03/04/26 20:47
Total/NA	Prep	3010A			117785	TR	EET ATL	03/03/26 17:06
Total/NA	Analysis	6010D		1	118755	DS	EET ATL	03/06/26 10:49
Total Recoverable	Prep	3005A			117777	TR	EET ATL	03/03/26 16:36
Total Recoverable	Analysis	6020B		1	118313	IF	EET ATL	03/05/26 06:56
Total Recoverable	Prep	3005A			117777	TR	EET ATL	03/03/26 16:36
Total Recoverable	Analysis	6020B		1	118782	IF	EET ATL	03/05/26 19:12
Total/NA	Prep	7470A			117953	GR	EET ATL	03/05/26 11:32
Total/NA	Analysis	7470A		1	118563	GR	EET ATL	03/05/26 18:47
Total/NA	Analysis	2320B-2011		1	121073	EF	EET ATL	03/16/26 09:15
Total/NA	Analysis	2540C - 2015		1	118465	NN	EET ATL	03/05/26 16:55

Laboratory References:

EET ATL = Eurofins Atlanta, 3080 Presidential Dr, Atlanta, GA 30340, TEL (770)457-8177

EET ATL 2 = Eurofins Atlanta Building A, 3080 Presidential Pkwy, Atlanta, GA 30340, TEL (770)457-8177

QC Sample Results

Client: Southern Company
Project/Site: CCR - Plant Scherer Ash Pond

Job ID: 705-59334-1

Method: 300.0 - Anions, Ion Chromatography

Lab Sample ID: MB 705-118160/3 — **Client Sample ID: Method Blank**
Matrix: Water — **Prep Type: Total/NA**
Analysis Batch: 118160

Analyte	MB Result	MB Qualifier	RL	MDL	Unit	D	Prepared	Analyzed	Dil Fac
Chloride	<0.98		1.0	0.98	mg/L			03/04/26 17:54	1
Fluoride	<0.081		0.20	0.081	mg/L			03/04/26 17:54	1
Sulfate	<0.77		1.0	0.77	mg/L			03/04/26 17:54	1

Lab Sample ID: LCS 705-118160/4 — **Client Sample ID: Lab Control Sample**
Matrix: Water — **Prep Type: Total/NA**
Analysis Batch: 118160

Analyte	Spike Added	LCS Result	LCS Qualifier	Unit	D	%Rec	%Rec Limits
Chloride	10.0	10.0		mg/L		100	90 - 110
Fluoride	5.00	5.01		mg/L		100	90 - 110
Sulfate	25.0	25.4		mg/L		101	90 - 110

Lab Sample ID: 705-59336-B-1 MS — **Client Sample ID: Matrix Spike**
Matrix: Water — **Prep Type: Total/NA**
Analysis Batch: 118160

Analyte	Sample Result	Sample Qualifier	Spike Added	MS Result	MS Qualifier	Unit	D	%Rec	%Rec Limits
Chloride	13	F1	10.0	21.6	F1	mg/L		88	90 - 110
Fluoride	0.15	J	5.00	5.03		mg/L		97	90 - 110
Sulfate	74	F1	25.0	90.8	F1	mg/L		65	90 - 110

Lab Sample ID: 705-59336-B-1 MSD — **Client Sample ID: Matrix Spike Duplicate**
Matrix: Water — **Prep Type: Total/NA**
Analysis Batch: 118160

Analyte	Sample Result	Sample Qualifier	Spike Added	MSD Result	MSD Qualifier	Unit	D	%Rec	%Rec Limits	RPD	RPD Limit
Chloride	13	F1	10.0	21.7	F1	mg/L		89	90 - 110	0	20
Fluoride	0.15	J	5.00	5.00		mg/L		97	90 - 110	0	20
Sulfate	74	F1	25.0	91.9	F1	mg/L		70	90 - 110	1	20

Method: 6010D - Metals (ICP)

Lab Sample ID: MB 705-117785/1-A — **Client Sample ID: Method Blank**
Matrix: Water — **Prep Type: Total/NA**
Analysis Batch: 118755 — **Prep Batch: 117785**

Analyte	MB Result	MB Qualifier	RL	MDL	Unit	D	Prepared	Analyzed	Dil Fac
Boron	<0.026		0.080	0.026	mg/L		03/03/26 17:06	03/06/26 09:17	1
Calcium	<0.038		0.10	0.038	mg/L		03/03/26 17:06	03/06/26 09:17	1
Lithium	<0.0037		0.020	0.0037	mg/L		03/03/26 17:06	03/06/26 09:17	1

Lab Sample ID: LCS 705-117785/2-A — **Client Sample ID: Lab Control Sample**
Matrix: Water — **Prep Type: Total/NA**
Analysis Batch: 118755 — **Prep Batch: 117785**

Analyte	Spike Added	LCS Result	LCS Qualifier	Unit	D	%Rec	%Rec Limits
Boron	1.00	1.01		mg/L		101	80 - 120
Calcium	10.0	10.4		mg/L		104	80 - 120
Lithium	1.00	0.987		mg/L		99	80 - 120

QC Sample Results

Client: Southern Company
Project/Site: CCR - Plant Scherer Ash Pond

Job ID: 705-59334-1

Method: 6010D - Metals (ICP)

Lab Sample ID: 705-59337-C-1-C MS
Matrix: Water
Analysis Batch: 118755

Client Sample ID: Matrix Spike
Prep Type: Total/NA
Prep Batch: 117785

Analyte	Sample Result	Sample Qualifier	Spike Added	MS Result	MS Qualifier	Unit	D	%Rec	%Rec Limits
Boron	<0.026		1.00	1.01		mg/L		101	75 - 125
Calcium	15		10.0	24.6		mg/L		99	75 - 125
Lithium	<0.0037		1.00	1.00		mg/L		100	75 - 125

Lab Sample ID: 705-59337-C-1-D MSD
Matrix: Water
Analysis Batch: 118755

Client Sample ID: Matrix Spike Duplicate
Prep Type: Total/NA
Prep Batch: 117785

Analyte	Sample Result	Sample Qualifier	Spike Added	MSD Result	MSD Qualifier	Unit	D	%Rec	%Rec Limits	RPD	RPD Limit
Boron	<0.026		1.00	0.998		mg/L		100	75 - 125	1	20
Calcium	15		10.0	24.2		mg/L		94	75 - 125	2	20
Lithium	<0.0037		1.00	0.997		mg/L		100	75 - 125	1	20

Method: 6020B - Metals (ICP/MS)

Lab Sample ID: MB 705-117777/1-A
Matrix: Water
Analysis Batch: 118313

Client Sample ID: Method Blank
Prep Type: Total Recoverable
Prep Batch: 117777

Analyte	MB Result	MB Qualifier	RL	MDL	Unit	D	Prepared	Analyzed	Dil Fac
Antimony	<0.0025		0.0050	0.0025	mg/L		03/03/26 16:36	03/05/26 06:35	1
Arsenic	<0.0013		0.0050	0.0013	mg/L		03/03/26 16:36	03/05/26 06:35	1
Barium	<0.00041		0.010	0.00041	mg/L		03/03/26 16:36	03/05/26 06:35	1
Beryllium	<0.00015		0.0010	0.00015	mg/L		03/03/26 16:36	03/05/26 06:35	1
Cadmium	<0.00024		0.00070	0.00024	mg/L		03/03/26 16:36	03/05/26 06:35	1
Chromium	<0.0037		0.0050	0.0037	mg/L		03/03/26 16:36	03/05/26 06:35	1
Cobalt	<0.00041		0.0050	0.00041	mg/L		03/03/26 16:36	03/05/26 06:35	1
Iron	0.0285	J	0.10	0.018	mg/L		03/03/26 16:36	03/05/26 06:35	1
Lead	<0.00086		0.0010	0.00086	mg/L		03/03/26 16:36	03/05/26 06:35	1
Magnesium	<0.016		0.10	0.016	mg/L		03/03/26 16:36	03/05/26 06:35	1
Molybdenum	<0.00069		0.0050	0.00069	mg/L		03/03/26 16:36	03/05/26 06:35	1
Potassium	<0.044		0.10	0.044	mg/L		03/03/26 16:36	03/05/26 06:35	1
Selenium	<0.0023		0.0050	0.0023	mg/L		03/03/26 16:36	03/05/26 06:35	1
Sodium	<0.25	^-	0.50	0.25	mg/L		03/03/26 16:36	03/05/26 06:35	1
Thallium	0.000364	J	0.0010	0.00019	mg/L		03/03/26 16:36	03/05/26 06:35	1

Lab Sample ID: LCS 705-117777/2-A
Matrix: Water
Analysis Batch: 118313

Client Sample ID: Lab Control Sample
Prep Type: Total Recoverable
Prep Batch: 117777

Analyte	Spike Added	LCS Result	LCS Qualifier	Unit	D	%Rec	%Rec Limits
Antimony	0.100	0.106		mg/L		106	80 - 120
Arsenic	0.100	0.104		mg/L		104	80 - 120
Barium	0.100	0.0948		mg/L		95	80 - 120
Beryllium	0.100	0.0957		mg/L		96	80 - 120
Cadmium	0.100	0.111		mg/L		111	80 - 120
Chromium	0.100	0.105		mg/L		105	80 - 120
Cobalt	0.100	0.104		mg/L		104	80 - 120
Iron	1.00	1.07		mg/L		107	80 - 120

Method: 6020B - Metals (ICP/MS) (Continued)

Lab Sample ID: LCS 705-117777/2-A
Matrix: Water
Analysis Batch: 118313

Client Sample ID: Lab Control Sample
Prep Type: Total Recoverable
Prep Batch: 117777

Analyte	Spike Added	LCS Result	LCS Qualifier	Unit	D	%Rec	%Rec Limits
Lead	0.100	0.104		mg/L		104	80 - 120
Magnesium	1.00	1.02		mg/L		102	80 - 120
Molybdenum	0.100	0.101		mg/L		101	80 - 120
Potassium	1.00	1.05		mg/L		105	80 - 120
Selenium	0.100	0.110		mg/L		110	80 - 120
Sodium	1.00	0.894	^-	mg/L		89	80 - 120
Thallium	0.100	0.107		mg/L		107	80 - 120

Lab Sample ID: 705-59334-2 MS
Matrix: Water
Analysis Batch: 118313

Client Sample ID: SCH-SGWA-5
Prep Type: Total Recoverable
Prep Batch: 117777

Analyte	Sample Result	Sample Qualifier	Spike Added	MS Result	MS Qualifier	Unit	D	%Rec	%Rec Limits
Antimony	0.0031	J	0.100	0.102		mg/L		99	75 - 125
Arsenic	0.0030	J	0.100	0.0994		mg/L		96	75 - 125
Barium	0.013		0.100	0.103		mg/L		89	75 - 125
Beryllium	0.0011		0.100	0.0957		mg/L		95	75 - 125
Cadmium	0.0012		0.100	0.109		mg/L		107	75 - 125
Chromium	0.0040	J	0.100	0.105		mg/L		101	75 - 125
Cobalt	0.0026	J	0.100	0.103		mg/L		101	75 - 125
Iron	0.046	J B	1.00	1.06		mg/L		101	75 - 125
Lead	0.0027		0.100	0.0999		mg/L		97	75 - 125
Magnesium	0.62		1.00	1.60		mg/L		98	75 - 125
Molybdenum	0.0037	J	0.100	0.0981		mg/L		94	75 - 125
Potassium	0.59		1.00	1.52		mg/L		93	75 - 125
Selenium	<0.0023		0.100	0.105		mg/L		105	75 - 125
Thallium	0.0034	B	0.100	0.103		mg/L		100	75 - 125

Lab Sample ID: 705-59334-2 MS
Matrix: Water
Analysis Batch: 118782

Client Sample ID: SCH-SGWA-5
Prep Type: Total Recoverable
Prep Batch: 117777

Analyte	Sample Result	Sample Qualifier	Spike Added	MS Result	MS Qualifier	Unit	D	%Rec	%Rec Limits
Sodium	11		1.00	11.6	4	mg/L		72	75 - 125

Lab Sample ID: 705-59334-2 MSD
Matrix: Water
Analysis Batch: 118313

Client Sample ID: SCH-SGWA-5
Prep Type: Total Recoverable
Prep Batch: 117777

Analyte	Sample Result	Sample Qualifier	Spike Added	MSD Result	MSD Qualifier	Unit	D	%Rec	%Rec Limits	RPD	RPD Limit
Antimony	0.0031	J	0.100	0.108		mg/L		105	75 - 125	5	20
Arsenic	0.0030	J	0.100	0.0982		mg/L		95	75 - 125	1	20
Barium	0.013		0.100	0.111		mg/L		97	75 - 125	8	20
Beryllium	0.0011		0.100	0.0971		mg/L		96	75 - 125	2	20
Cadmium	0.0012		0.100	0.111		mg/L		110	75 - 125	2	20
Chromium	0.0040	J	0.100	0.106		mg/L		102	75 - 125	0	20
Cobalt	0.0026	J	0.100	0.106		mg/L		103	75 - 125	3	20
Iron	0.046	J B	1.00	1.09		mg/L		104	75 - 125	3	20
Lead	0.0027		0.100	0.105		mg/L		102	75 - 125	5	20

QC Sample Results

Client: Southern Company
Project/Site: CCR - Plant Scherer Ash Pond

Job ID: 705-59334-1

Method: 6020B - Metals (ICP/MS) (Continued)

Lab Sample ID: 705-59334-2 MSD — **Client Sample ID: SCH-SGWA-5**
Matrix: Water — **Prep Type: Total Recoverable**
Analysis Batch: 118313 — **Prep Batch: 117777**

Analyte	Sample Result	Sample Qualifier	Spike Added	MSD Result	MSD Qualifier	Unit	D	%Rec	%Rec Limits	RPD	RPD Limit
Magnesium	0.62		1.00	1.66		mg/L		104	75 - 125	4	20
Molybdenum	0.0037	J	0.100	0.103		mg/L		100	75 - 125	5	20
Potassium	0.59		1.00	1.57		mg/L		98	75 - 125	3	20
Selenium	<0.0023		0.100	0.107		mg/L		107	75 - 125	2	20
Thallium	0.0034	B	0.100	0.108		mg/L		104	75 - 125	4	20

Lab Sample ID: 705-59334-2 MSD — **Client Sample ID: SCH-SGWA-5**
Matrix: Water — **Prep Type: Total Recoverable**
Analysis Batch: 118782 — **Prep Batch: 117777**

Analyte	Sample Result	Sample Qualifier	Spike Added	MSD Result	MSD Qualifier	Unit	D	%Rec	%Rec Limits	RPD	RPD Limit
Sodium	11		1.00	11.8	4	mg/L		95	75 - 125	2	20

Method: 7470A - Mercury (CVAA)

Lab Sample ID: MB 705-117953/1-A — **Client Sample ID: Method Blank**
Matrix: Water — **Prep Type: Total/NA**
Analysis Batch: 118563 — **Prep Batch: 117953**

Analyte	MB Result	MB Qualifier	RL	MDL	Unit	D	Prepared	Analyzed	Dil Fac
Mercury	<0.00017		0.00020	0.00017	mg/L		03/05/26 11:32	03/05/26 17:11	1

Lab Sample ID: LCS 705-117953/2-A — **Client Sample ID: Lab Control Sample**
Matrix: Water — **Prep Type: Total/NA**
Analysis Batch: 118563 — **Prep Batch: 117953**

Analyte	Spike Added	LCS Result	LCS Qualifier	Unit	D	%Rec	%Rec Limits
Mercury	0.00400	0.00455		mg/L		114	80 - 120

Lab Sample ID: 705-59353-C-1-C MS — **Client Sample ID: Matrix Spike**
Matrix: Water — **Prep Type: Total/NA**
Analysis Batch: 118563 — **Prep Batch: 117953**

Analyte	Sample Result	Sample Qualifier	Spike Added	MS Result	MS Qualifier	Unit	D	%Rec	%Rec Limits
Mercury	0.00022		0.00400	0.00435		mg/L		103	75 - 125

Lab Sample ID: 705-59353-C-1-D MSD — **Client Sample ID: Matrix Spike Duplicate**
Matrix: Water — **Prep Type: Total/NA**
Analysis Batch: 118563 — **Prep Batch: 117953**

Analyte	Sample Result	Sample Qualifier	Spike Added	MSD Result	MSD Qualifier	Unit	D	%Rec	%Rec Limits	RPD	RPD Limit
Mercury	0.00022		0.00400	0.00431		mg/L		102	75 - 125	1	20

Method: 2320B-2011 - Alkalinity, Total

Lab Sample ID: LCS 705-120664/1 — **Client Sample ID: Lab Control Sample**
Matrix: Water — **Prep Type: Total/NA**
Analysis Batch: 120664

Analyte	Spike Added	LCS Result	LCS Qualifier	Unit	D	%Rec	%Rec Limits
Total Alkalinity as CaCO3	125	130		mg/L		104	90 - 110

QC Sample Results

Client: Southern Company
Project/Site: CCR - Plant Scherer Ash Pond

Job ID: 705-59334-1

Method: 2320B-2011 - Alkalinity, Total

Lab Sample ID: 705-59334-1 DU
Matrix: Water
Analysis Batch: 120664

Client Sample ID: SCH-SGWC-10A
Prep Type: Total/NA

Analyte	Sample Result	Sample Qualifier		DU Result	DU Qualifier	Unit	D			RPD	RPD Limit
Total Alkalinity as CaCO3	59			62.3		mg/L				6	30
Bicarbonate Alkalinity as CaCO3	59			62.3		mg/L				6	30
Carbonate Alkalinity as CaCO3	<3.0			<3.0		mg/L				NC	30

Method: 2540C - 2015 - Total Dissolved Solids (Dried at 180 °C)

Lab Sample ID: MB 705-118465/1
Matrix: Water
Analysis Batch: 118465

Client Sample ID: Method Blank
Prep Type: Total/NA

Analyte	MB Result	MB Qualifier	RL	MDL	Unit	D	Prepared	Analyzed	Dil Fac
Total Dissolved Solids	<10		10	10	mg/L			03/05/26 16:55	1

Lab Sample ID: LCS 705-118465/2
Matrix: Water
Analysis Batch: 118465

Client Sample ID: Lab Control Sample
Prep Type: Total/NA

Analyte			Spike Added	LCS Result	LCS Qualifier	Unit	D	%Rec	%Rec Limits		
Total Dissolved Solids			996	1110		mg/L		112	80 - 120		

Lab Sample ID: 705-59190-C-13 DU
Matrix: Water
Analysis Batch: 118465

Client Sample ID: Duplicate
Prep Type: Total/NA

Analyte	Sample Result	Sample Qualifier		DU Result	DU Qualifier	Unit	D			RPD	RPD Limit
Total Dissolved Solids	270			261		mg/L				3	10

Accreditation/Certification Summary

Client: Southern Company
Project/Site: CCR - Plant Scherer Ash Pond

Job ID: 705-59334-1

Laboratory: Eurofins Atlanta

The accreditations/certifications listed below are applicable to this report.

Authority	Program	Identification Number	Expiration Date
Florida	NELAP	E87582	06-30-26
Georgia	State	E87582	06-30-26

eurofins | Environment Testing

ANALYTICAL REPORT

PREPARED FOR

Attn: Joju Abraham
Southern Company
241 Ralph McGill Blvd SE
B10185
Atlanta, Georgia (St) 30308

Generated 3/18/2026 5:41:25 PM

JOB DESCRIPTION

CCR - Plant Scherer Ash Pond

JOB NUMBER

705-58015-2

Eurofins Atlanta
3080 Presidential Dr
Atlanta GA 30340

See page two for job notes and contact information.

my EOL

Eurofins Atlanta

Job Notes

The test results in this report relate only to the samples as received by the laboratory and will meet all requirements of the methodology, with any exceptions noted. This report shall not be reproduced except in full, without the express written approval of the laboratory. All questions should be directed to the Eurofins Environment Testing Southeast, LLC Project Manager.

Authorization

Generated
3/18/2026 5:41:25 PM

Authorized for release by
David Fuller, Project Manager
David.Fuller@et.eurofinsus.com
(770)344-8986

Table of Contents

Cover Page 1
Table of Contents 3
Sample Summary 4
Chain of Custody 5
Receipt Checklists 7
Definitions/Glossary 9
Case Narrative 10
Client Sample Results 11
Tracer Carrier Summary 13
Method Summary 14
Lab Chronicle 15
QC Sample Results 16
Certification Summary 18

Sample Summary

Client: Southern Company
Project/Site: CCR - Plant Scherer Ash Pond

Job ID: 705-58015-2

Lab Sample ID	Client Sample ID	Matrix	Collected	Received	Sample Origin
705-58015-1	SCH-SGWC-15	Water	02/17/26 15:48	02/18/26 09:49	Georgia (St)
705-58015-2	SCH-SGWC-20	Water	02/17/26 15:25	02/18/26 09:49	Georgia (St)

Eurofins Atlanta
3080 Presidential Dr
Atlanta, GA 30340
Phone (770) 457-8177

Chain of Custody Record

eurofins

Client Information	Sampler: Dana Bloomfield	Lab PM: David Fuller / Phone 770-344-8986	Carrier Tracking No(s):	COC No:
Client Contact: Joju Abraham	Phone: 404-242-7557	E-Mail: David.Fuller@ET.EurofinsUS.com	State of Origin: GA	Page: Page 1 of 1
Company: Southern Company	PWSID:			Job #:
Address: 241 Ralph McGill Blvd SE B10185	Due Date Requested:			
City: Atlanta	TAT Requested (days): 2 weeks			
State, Zip: GA, 30308	Compliance Project: Δ Yes Δ No			
Phone:	Lab Project #: 70504534 (DO NOT REMOVE)			
Email: JAbraham@southernco.com	Lab PO #: GPC82130-0003 / PO Line #1			
Project Name: CCR - Plant Scherer Ash Pond	Project #:			
Site:	SSOW#:			

Analysis Requested

Preservation Codes: D - HNO3; N - None

Other:

Task_Code: SCH-CCR-ASSMT-2026S1

Special Instructions/Notes

Sample Identification	Sample Date	Sample Time	Sample Type (C=comp, G=grab)	Matrix (W=water, S=solid, O=waste/oil, BT=Tissue, A=Air)	Field Filtered Sample (Yes or No)	Perform MS/MSD (Yes or No)	300_ORGFM_28D - Chloride, Fluoride, Sulfate	2540C_Calcd - Total Dissolved Solids (TDS)	6010D- App III Metals (Boron, Calcium) + Lithium	6020B - App IV Metals (Sb, As, Ba, Be, Cd, Cr, Co, Pb, Mo, Se, Tl) + Mg, Na, K, Fe	6020B - App IV Metals (Sb, As, Ba, Be, Cd, Cr, Co, Pb, Mo, Se, Tl) + Mg, Na, K, Fe	7470A - App IV Mercury	9315_Ra226 - Radium-226 (GFPC) - 21 day decay	9320_Ra228 - Radium-228 (GFPC) - 21 day decay	Ra226Ra228_GFPC - Combined Radium 226 and 228	2320B - Total Alkalinity	Total Number of containers
			Preservation Code				N	N	D	D	D	D		D	D	D	N
SCH-SGWC-15	2/17/26	15 48	G	WG			X	X	X		X	X		X	X	X	X	5
SCH-SGWC-20	2/17/26	15 25	G	WG			X	X	X		X	X		X	X	X	X	5

705-58015 COC

Possible Hazard Identification
☒ Non-Hazard ☐ Flammable ☐ Skin Irritant ☐ Poison B ☐ Unknown ☐ Radiological

Sample Disposal (A fee may be assessed if samples are retained longer than 1 month)
☐ Return To Client ☒ Disposal By Lab ☐ Archive For _____ Months

Deliverable Requested I, II, III, IV, Other (specify)

Special Instructions/QC Requirements.

Empty Kit Relinquished by:	Date	Time	Method of Shipment:

Relinquished by:	Date/Time:	Company:	Received by:	Date/Time:	Company
[signature]	2/19/26 807	WSP	[signature] 922		
[signature] 422	2/18/26 9:49		[signature]	2-18-26	0949

Custody Seals Intact: Δ Yes Δ No	Custody Seal No	Cooler Temperature(s) °C and Other Remarks.	2.4 # 2665 C1

Ver: 01/31/2019 3/18/2026

Eurofins Atlanta
3080 Presidential Dr
Atlanta, GA 30340
Phone: 770-457-8177 Fax: 770-457-8188

Chain of Custody Record

eurofins | Environment Testing

Client Information (Sub Contract Lab)	Sampler: N/A	Lab PM: Fuller, David	Carrier Tracking No(s): N/A	COC No: 705-103855.1
Client Contact: Shipping/Receiving	Phone: N/A	E-Mail: David.Fuller@et.eurofinsus.com	State of Origin: Georgia	Page: Page 1 of 1
Company: TestAmerica Laboratories, Inc.		Accreditations Required (See note): NELAP - Florida; State - Georgia		Job #: 705-58015-1
Address: 13715 Rider Trail North, ,	Due Date Requested: 3/2/2026			Preservation Codes: -
City: Earth City	TAT Requested (days): N/A			
State, Zip: MO, 63045				
Phone: 314-298-8566(Tel) 314-298-8757(Fax)	PO #: N/A			
Email: N/A	WO #: N/A			
Project Name: CCR - Plant Scherer Ash Pond	Project #: 70504534			
Site: N/A	SSOW#: N/A			Other: N/A

Analysis Requested

Sample Identification - Client ID (Lab ID)	Sample Date	Sample Time	Sample Type (C=comp, G=grab)	Matrix (W=water, S=solid, O=waste/oil, BT=Tissue, A=Air)	Field Filtered Sample (Yes or No)	Perform MS/MSD (Yes or No)	9315_Ra226/PrecSep_21	Radium-226 (GFPC) - 21 day decay	9320_Ra228/PrecSep_0	Radium-228 (GFPC) 21 day decay	Ra226Ra228_GFPC	Combined Radium-226 and Radium-228	Total Number of containers	Special Instructions/Note:
			Preservation Code:											
SCH-SGWC-15 (705-58015-1)	2/17/26	15:48 Eastern	G	Water			X	X	X				2	
SCH-SGWC-20 (705-58015-2)	2/17/26	15:25 Eastern	G	Water			X	X	X				2	

Note: Since laboratory accreditations are subject to change, Eurofins Environment Testing Southeast, LLC places the ownership of method, analyte & accreditation compliance upon our subcontract laboratories. This sample shipment is forwarded under chain-of-custody. If the laboratory does not currently maintain accreditation in the State of Origin listed above for analysis/tests/matrix being analyzed, the samples must be shipped back to the Eurofins Environment Testing Southeast, LLC laboratory or other instructions will be provided. Any changes to accreditation status should be brought to Eurofins Environment Testing Southeast, LLC attention immediately. If all requested accreditations are current to date, return the signed Chain of Custody attesting to said compliance to Eurofins Environment Testing Southeast, LLC.

Possible Hazard Identification	Sample Disposal (A fee may be assessed if samples are retained longer than 1 month)
Unconfirmed	☐ Return To Client ☐ Disposal By Lab ☐ Archive For _____ Months
Deliverable Requested: I, II, III, IV, Other (specify) Primary Deliverable Rank: 2	Special Instructions/QC Requirements:

Empty Kit Relinquished by:	Date:	Time:	Method of Shipment:		
Relinquished by: [signature]	Date/Time: 2/18/26 400	Company	Received by: [signature]	Date/Time: 0915 FEB 19 2026	Company
Relinquished by:	Date/Time:	Company	Received by: Cheyenne Forrest	Date/Time:	Company
Relinquished by:	Date/Time:	Company	Received by:	Date/Time:	Company
Custody Seals Intact: Δ Yes Δ No	Custody Seal No.:		Cooler Temperature(s) °C and Other Remarks:		

Ver: 10/10/2024

Login Sample Receipt Checklist

Client: Southern Company

Job Number: 705-58015-2

Login Number: 58015
List Number: 1
Creator: Gay, Dalton

List Source: Eurofins Atlanta

Question	Answer	Comment
The cooler's custody seal, if present, is intact.	True	
The cooler does not appear to have been compromised or tampered with.	True	
Samples were received on ice.	True	
Cooler Temperature is acceptable.	True	
Cooler Temperature is recorded.	True	
COC present.	True	
COC is filled out in ink and legible.	True	
COC is filled out with all pertinent information.	True	
Sample custody seals, if present, are intact.	True	
Sample collection date/times are provided.	True	
The samples do not appear to have been compromised or tampered with.	True	
Containers are not broken or leaking.	True	
There are no discrepancies between the containers received and the COC.	True	
Sample containers have legible labels.	True	
Appropriate sample containers were rec'd and sufficient volume for all analyses.	True	
Samples are received within Holding Time (excluding tests with immediate HTs).	True	
Containers requiring zero headspace have no headspace or bubble is <6mm (1/4").	True	
Is there sufficient air space in bottle for bacteriological analysis.	True	

This receipt checklist is generated for all samples received in this Login. It may not be applicable to all Jobs associated with this Login.

Login Sample Receipt Checklist

Client: Southern Company

Job Number: 705-58015-2

Login Number: 58015
List Number: 2
Creator: Forrest, Cheyenne L

List Source: Eurofins St. Louis
List Creation: 02/19/26 11:50 AM

Question	Answer	Comment
Radioactivity wasn't checked or is </= background as measured by a survey meter.	True	
The cooler's custody seal, if present, is intact.	True	
Sample custody seals, if present, are intact.	True	
The cooler or samples do not appear to have been compromised or tampered with.	True	
Samples were received on ice.	True	
Cooler Temperature is acceptable.	True	
Cooler Temperature is recorded.	True	
COC is present.	True	
COC is filled out in ink and legible.	True	
COC is filled out with all pertinent information.	True	
Is the Field Sampler's name present on COC?	N/A	
There are no discrepancies between the containers received and the COC.	True	
Samples are received within Holding Time (excluding tests with immediate HTs)	True	
Sample containers have legible labels.	True	
Containers are not broken or leaking.	True	
Sample collection date/times are provided.	True	
Appropriate sample containers are used.	True	
Sample bottles are completely filled.	True	
Sample Preservation Verified.	True	
There is sufficient vol. for all requested analyses, incl. any requested MS/MSDs	True	
Containers requiring zero headspace have no headspace or bubble is <6mm (1/4").	N/A	
Multiphasic samples are not present.	True	
Samples do not require splitting or compositing.	True	
Residual Chlorine Checked.	N/A	

This receipt checklist is generated for all samples received in this Login. It may not be applicable to all Jobs associated with this Login.

Definitions/Glossary

Client: Southern Company
Project/Site: CCR - Plant Scherer Ash Pond

Job ID: 705-58015-2

Qualifiers

Rad

Qualifier	Qualifier Description
U	Result is less than the sample detection limit.

Glossary

Abbreviation	These commonly used abbreviations may or may not be present in this report.
☼	Listed under the "D" column to designate that the result is reported on a dry weight basis
%R	Percent Recovery
CFL	Contains Free Liquid
CFU	Colony Forming Unit
CNF	Contains No Free Liquid
DER	Duplicate Error Ratio (normalized absolute difference)
Dil Fac	Dilution Factor
DL	Detection Limit (DoD/DOE)
DL, RA, RE, IN	Indicates a Dilution, Re-analysis, Re-extraction, or additional Initial metals/anion analysis of the sample
DLC	Decision Level Concentration (Radiochemistry)
EDL	Estimated Detection Limit (Dioxin)
LOD	Limit of Detection (DoD/DOE)
LOQ	Limit of Quantitation (DoD/DOE)
MCL	EPA recommended "Maximum Contaminant Level"
MDA	Minimum Detectable Activity (Radiochemistry)
MDC	Minimum Detectable Concentration (Radiochemistry)
MDL	Method Detection Limit
ML	Minimum Level (Dioxin)
MPN	Most Probable Number
MQL	Method Quantitation Limit
NC	Not Calculated
ND	Not Detected at the reporting limit (or MDL or EDL if shown)
NEG	Negative / Absent
POS	Positive / Present
PQL	Practical Quantitation Limit
PRES	Presumptive
QC	Quality Control
RER	Relative Error Ratio (Radiochemistry)
RL	Reporting Limit or Requested Limit (Radiochemistry)
RPD	Relative Percent Difference, a measure of the relative difference between two points
TEF	Toxicity Equivalent Factor (Dioxin)
TEQ	Toxicity Equivalent Quotient (Dioxin)
TNTC	Too Numerous To Count

Job Narrative
705-58015-2

The analytical test results presented in this report meet all requirements of the associated regulatory program listed on the Accreditation/Certification Summary Page, unless otherwise noted. Data qualifiers and/or narrative comments are included to explain any exceptions, if applicable. Regulated compliance samples (e.g. SDWA, NPDES) must comply with associated agency requirements/permits.

- Matrix-specific batch QC (e.g., MS, MSD, SD) may not be reported when insufficient sample volume is available or when site-specific QC samples are not submitted. In such cases, a Laboratory Control Sample Duplicate (LCSD) may be analyzed to provide precision data for the batch.
- For samples analyzed using surrogate and/or isotope dilution analytes, any recoveries falling outside of established acceptance criteria are re-prepared and/or re-analyzed to confirm results, unless the deviation is due to sample dilution or otherwise explained in the case narrative.

Receipt
The samples were received on 2/18/2026 9:49 AM. Unless otherwise noted below, the samples arrived in good condition, and, where required, properly preserved and on ice. The temperature of the cooler at receipt time was 2.4°C.

Gas Flow Proportional Counter
No additional analytical or quality issues were noted, other than those described above or in the Definitions/ Glossary page.

Rad
No additional analytical or quality issues were noted, other than those described above or in the Definitions/ Glossary page.

Client Sample Results

Client: Southern Company
Project/Site: CCR - Plant Scherer Ash Pond

Job ID: 705-58015-2

Client Sample ID: SCH-SGWC-15

Lab Sample ID: 705-58015-1

Date Collected: 02/17/26 15:48
Date Received: 02/18/26 09:49

Matrix: Water

Method: SW846 9315 - Radium-226 (GFPC)

Analyte	Result	Qualifier	Count Uncert. (2σ+/-)	Total Uncert. (2σ+/-)	RL	MDC	Unit	Prepared	Analyzed	Dil Fac
Radium-226	0.152		0.0905	0.0915	1.00	0.119	pCi/L	02/20/26 08:51	03/17/26 15:51	1

Carrier	%Yield	Qualifier	Limits	Prepared	Analyzed	Dil Fac
Ba Carrier	86.0		30 - 110	02/20/26 08:51	03/17/26 15:51	1

Method: SW846 9320 - Radium-228 (GFPC)

Analyte	Result	Qualifier	Count Uncert. (2σ+/-)	Total Uncert. (2σ+/-)	RL	MDC	Unit	Prepared	Analyzed	Dil Fac
Radium-228	0.241	U	0.456	0.457	1.00	0.783	pCi/L	02/20/26 08:55	03/09/26 13:37	1

Carrier	%Yield	Qualifier	Limits	Prepared	Analyzed	Dil Fac
Ba Carrier	86.0		30 - 110	02/20/26 08:55	03/09/26 13:37	1
Y Carrier	83.0		30 - 110	02/20/26 08:55	03/09/26 13:37	1

Method: TAL-STL Ra226_Ra228 - Combined Radium-226 and Radium-228

Analyte	Result	Qualifier	Count Uncert. (2σ+/-)	Total Uncert. (2σ+/-)	RL	MDC	Unit	Prepared	Analyzed	Dil Fac
Combined Radium 226 + 228	0.393	U	0.465	0.466	5.00	0.783	pCi/L		03/16/26 15:17	1

Client Sample ID: SCH-SGWC-20

Lab Sample ID: 705-58015-2

Date Collected: 02/17/26 15:25
Date Received: 02/18/26 09:49

Matrix: Water

Method: SW846 9315 - Radium-226 (GFPC)

Analyte	Result	Qualifier	Count Uncert. (2σ+/-)	Total Uncert. (2σ+/-)	RL	MDC	Unit	Prepared	Analyzed	Dil Fac
Radium-226	0.183		0.111	0.112	1.00	0.154	pCi/L	02/20/26 08:51	03/17/26 15:51	1

Carrier	%Yield	Qualifier	Limits	Prepared	Analyzed	Dil Fac
Ba Carrier	81.5		30 - 110	02/20/26 08:51	03/17/26 15:51	1

Method: SW846 9320 - Radium-228 (GFPC)

Analyte	Result	Qualifier	Count Uncert. (2σ+/-)	Total Uncert. (2σ+/-)	RL	MDC	Unit	Prepared	Analyzed	Dil Fac
Radium-228	0.0495	U	0.418	0.418	1.00	0.763	pCi/L	02/20/26 08:55	03/09/26 13:36	1

Carrier	%Yield	Qualifier	Limits	Prepared	Analyzed	Dil Fac
Ba Carrier	81.5		30 - 110	02/20/26 08:55	03/09/26 13:36	1
Y Carrier	80.4		30 - 110	02/20/26 08:55	03/09/26 13:36	1

Client Sample Results

Client: Southern Company
Project/Site: CCR - Plant Scherer Ash Pond

Job ID: 705-58015-2

Client Sample ID: SCH-SGWC-20

Lab Sample ID: 705-58015-2

Date Collected: 02/17/26 15:25
Matrix: Water
Date Received: 02/18/26 09:49

Method: TAL-STL Ra226_Ra228 - Combined Radium-226 and Radium-228

Analyte	Result	Qualifier	Count Uncert. (2σ+/-)	Total Uncert. (2σ+/-)	RL	MDC	Unit	Prepared	Analyzed	Dil Fac
Combined Radium 226 + 228	0.233	U	0.432	0.433	5.00	0.763	pCi/L		03/16/26 15:17	1

Tracer/Carrier Summary

Client: Southern Company
Project/Site: CCR - Plant Scherer Ash Pond

Job ID: 705-58015-2

Method: 9315 - Radium-226 (GFPC)

Matrix: Water **Prep Type: Total/NA**

		Percent Yield (Acceptance Limits)							
		Ba							
Lab Sample ID	Client Sample ID	(30-110)							
240-243052-H-1-A DU	Duplicate	92.9							
705-58015-1	SCH-SGWC-15	86.0							
705-58015-2	SCH-SGWC-20	81.5							
LCS 160-758160/2-A	Lab Control Sample	73.5							
MB 160-758160/1-A	Method Blank	90.9							

Tracer/Carrier Legend

Ba = Ba Carrier

Method: 9320 - Radium-228 (GFPC)

Matrix: Water **Prep Type: Total/NA**

		Percent Yield (Acceptance Limits)							
		Ba	Y						
Lab Sample ID	Client Sample ID	(30-110)	(30-110)						
240-243052-H-1-B DU	Duplicate	92.9	83.7						
705-58015-1	SCH-SGWC-15	86.0	83.0						
705-58015-2	SCH-SGWC-20	81.5	80.4						
LCS 160-758162/2-A	Lab Control Sample	73.5	83.7						
MB 160-758162/1-A	Method Blank	90.9	84.1						

Tracer/Carrier Legend

Ba = Ba Carrier

Y = Y Carrier

Method Summary

Client: Southern Company
Project/Site: CCR - Plant Scherer Ash Pond

Job ID: 705-58015-2

Method	Method Description	Protocol	Laboratory
9315	Radium-226 (GFPC)	SW846	EET SL
9320	Radium-228 (GFPC)	SW846	EET SL
Ra226_Ra228	Combined Radium-226 and Radium-228	TAL-STL	EET SL
PrecSep_0	Preparation, Precipitate Separation	None	EET SL
PrecSep-21	Preparation, Precipitate Separation (21-Day In-Growth)	None	EET SL

Protocol References:

None = None

SW846 = "Test Methods For Evaluating Solid Waste, Physical/Chemical Methods", Third Edition, November 1986 And Its Updates.

TAL-STL = TestAmerica Laboratories, St. Louis, Facility Standard Operating Procedure.

Laboratory References:

EET SL = Eurofins St. Louis, 13715 Rider Trail North, Earth City, MO 63045, TEL (314)298-8566

Lab Chronicle

Client: Southern Company
Project/Site: CCR - Plant Scherer Ash Pond

Job ID: 705-58015-2

Client Sample ID: SCH-SGWC-15

Lab Sample ID: 705-58015-1

Date Collected: 02/17/26 15:48
Matrix: Water
Date Received: 02/18/26 09:49

Prep Type	Batch Type	Batch Method	Run	Dilution Factor	Batch Number	Analyst	Lab	Prepared or Analyzed
Total/NA	Prep	PrecSep-21			758160	AMS	EET SL	02/20/26 08:51
Total/NA	Analysis	9315		1	761738	SWS	EET SL	03/17/26 15:51
Total/NA	Prep	PrecSep_0			758162	AMS	EET SL	02/20/26 08:55
Total/NA	Analysis	9320		1	760352	SWS	EET SL	03/09/26 13:37
Total/NA	Analysis	Ra226_Ra228		1	761642	FLC	EET SL	03/16/26 15:17

Client Sample ID: SCH-SGWC-20

Lab Sample ID: 705-58015-2

Date Collected: 02/17/26 15:25
Matrix: Water
Date Received: 02/18/26 09:49

Prep Type	Batch Type	Batch Method	Run	Dilution Factor	Batch Number	Analyst	Lab	Prepared or Analyzed
Total/NA	Prep	PrecSep-21			758160	AMS	EET SL	02/20/26 08:51
Total/NA	Analysis	9315		1	761738	SWS	EET SL	03/17/26 15:51
Total/NA	Prep	PrecSep_0			758162	AMS	EET SL	02/20/26 08:55
Total/NA	Analysis	9320		1	760352	SWS	EET SL	03/09/26 13:36
Total/NA	Analysis	Ra226_Ra228		1	761642	FLC	EET SL	03/16/26 15:17

Laboratory References:

EET SL = Eurofins St. Louis, 13715 Rider Trail North, Earth City, MO 63045, TEL (314)298-8566

QC Sample Results

Client: Southern Company
Project/Site: CCR - Plant Scherer Ash Pond

Job ID: 705-58015-2

Method: 9315 - Radium-226 (GFPC)

Lab Sample ID: MB 160-758160/1-A — **Client Sample ID: Method Blank**
Matrix: Water — **Prep Type: Total/NA**
Analysis Batch: 761608 — **Prep Batch: 758160**

Analyte	MB Result	MB Qualifier	Count Uncert. (2σ+/-)	Total Uncert. (2σ+/-)	RL	MDC	Unit	Prepared	Analyzed	Dil Fac
Radium-226	-0.01058	U	0.0282	0.0282	1.00	0.0738	pCi/L	02/20/26 08:51	03/16/26 21:33	1

Carrier	*MB %Yield*	*MB Qualifier*	*Limits*	*Prepared*	*Analyzed*	*Dil Fac*
Ba Carrier	*90.9*		*30 - 110*	*02/20/26 08:51*	*03/16/26 21:33*	*1*

Lab Sample ID: LCS 160-758160/2-A — **Client Sample ID: Lab Control Sample**
Matrix: Water — **Prep Type: Total/NA**
Analysis Batch: 761608 — **Prep Batch: 758160**

Analyte			Spike Added	LCS Result	LCS Qual	Total Uncert. (2σ+/-)	RL	MDC	Unit	%Rec	%Rec Limits		
Radium-226			9.57	8.227		0.900	1.00	0.0750	pCi/L	86	75 - 125		

Carrier	*LCS %Yield*	*LCS Qualifier*	*Limits*
Ba Carrier	*73.5*		*30 - 110*

Lab Sample ID: 240-243052-H-1-A DU — **Client Sample ID: Duplicate**
Matrix: Water — **Prep Type: Total/NA**
Analysis Batch: 761608 — **Prep Batch: 758160**

Analyte	Sample Result	Sample Qual		DU Result	DU Qual	Total Uncert. (2σ+/-)	RL	MDC	Unit			RER	RER Limit
Radium-226	0.0704	U		0.1510		0.0708	1.00	0.0687	pCi/L			0.57	1

Carrier	*DU %Yield*	*DU Qualifier*	*Limits*
Ba Carrier	*92.9*		*30 - 110*

Method: 9320 - Radium-228 (GFPC)

Lab Sample ID: MB 160-758162/1-A — **Client Sample ID: Method Blank**
Matrix: Water — **Prep Type: Total/NA**
Analysis Batch: 760387 — **Prep Batch: 758162**

Analyte	MB Result	MB Qualifier	Count Uncert. (2σ+/-)	Total Uncert. (2σ+/-)	RL	MDC	Unit	Prepared	Analyzed	Dil Fac
Radium-228	0.5084	U	0.448	0.450	1.00	0.712	pCi/L	02/20/26 08:55	03/09/26 13:28	1

Carrier	*MB %Yield*	*MB Qualifier*	*Limits*	*Prepared*	*Analyzed*	*Dil Fac*
Ba Carrier	*90.9*		*30 - 110*	*02/20/26 08:55*	*03/09/26 13:28*	*1*
Y Carrier	*84.1*		*30 - 110*	*02/20/26 08:55*	*03/09/26 13:28*	*1*

Method: 9320 - Radium-228 (GFPC) (Continued)

Lab Sample ID: LCS 160-758162/2-A
Matrix: Water
Analysis Batch: 760387

Client Sample ID: Lab Control Sample
Prep Type: Total/NA
Prep Batch: 758162

Analyte			Spike Added	LCS Result	LCS Qual	Total Uncert. (2σ+/-)	RL	MDC	Unit	%Rec	%Rec Limits		
Radium-228			9.35	8.942		1.42	1.00	0.858	pCi/L	96	75 - 125		

Carrier	*LCS %Yield*	*LCS Qualifier*	*Limits*
Ba Carrier	*73.5*		*30 - 110*
Y Carrier	*83.7*		*30 - 110*

Lab Sample ID: 240-243052-H-1-B DU
Matrix: Water
Analysis Batch: 760387

Client Sample ID: Duplicate
Prep Type: Total/NA
Prep Batch: 758162

Analyte	Sample Result	Sample Qual		DU Result	DU Qual	Total Uncert. (2σ+/-)	RL	MDC	Unit			RER	RER Limit
Radium-228	0.200	U		0.9199		0.491	1.00	0.698	pCi/L			0.74	1

Carrier	*DU %Yield*	*DU Qualifier*	*Limits*
Ba Carrier	*92.9*		*30 - 110*
Y Carrier	*83.7*		*30 - 110*

Accreditation/Certification Summary

Client: Southern Company
Project/Site: CCR - Plant Scherer Ash Pond

Job ID: 705-58015-2

Laboratory: Eurofins St. Louis

The accreditations/certifications listed below are applicable to this report.

Authority	Program	Identification Number	Expiration Date
Florida	NELAP	E87689	06-30-26

eurofins | Environment Testing

ANALYTICAL REPORT

PREPARED FOR

Attn: Joju Abraham
Southern Company
241 Ralph McGill Blvd SE
B10185
Atlanta, Georgia (St) 30308

Generated 3/18/2026 5:48:32 PM

JOB DESCRIPTION

CCR - Plant Scherer Ash Pond

JOB NUMBER

705-58145-2

Eurofins Atlanta
3080 Presidential Dr
Atlanta GA 30340

See page two for job notes and contact information.

my EOL

Eurofins Atlanta

Job Notes

The test results in this report relate only to the samples as received by the laboratory and will meet all requirements of the methodology, with any exceptions noted. This report shall not be reproduced except in full, without the express written approval of the laboratory. All questions should be directed to the Eurofins Environment Testing Southeast, LLC Project Manager.

Authorization

Generated
3/18/2026 5:48:32 PM

Authorized for release by
David Fuller, Project Manager
David.Fuller@et.eurofinsus.com
(770)344-8986

Table of Contents

Cover Page 1
Table of Contents 3
Sample Summary 4
Chain of Custody 5
Receipt Checklists 7
Definitions/Glossary 9
Case Narrative 10
Client Sample Results 11
Tracer Carrier Summary 17
Method Summary 18
Lab Chronicle 19
QC Sample Results 22
Certification Summary 24

Sample Summary

Client: Southern Company
Project/Site: CCR - Plant Scherer Ash Pond

Job ID: 705-58145-2

Lab Sample ID	Client Sample ID	Matrix	Collected	Received	Sample Origin
705-58145-1	SCH-SGWC-19	Water	02/18/26 09:13	02/19/26 09:53	Georgia (St)
705-58145-2	SCH-SGWC-16	Water	02/18/26 09:26	02/19/26 09:53	Georgia (St)
705-58145-3	SCH-AP1-FD-2	Water	02/18/26 00:00	02/19/26 09:53	Georgia (St)
705-58145-4	SCH-SGWC-11	Water	02/18/26 11:35	02/19/26 09:53	Georgia (St)
705-58145-5	SCH-SGWC-17	Water	02/18/26 11:27	02/19/26 09:53	Georgia (St)
705-58145-6	SCH-AP1-FB-2	Water	02/18/26 11:47	02/19/26 09:53	Georgia (St)
705-58145-7	SCH-SGWC-13	Water	02/18/26 14:16	02/19/26 09:53	Georgia (St)
705-58145-8	SCH-SGWC-21	Water	02/18/26 14:25	02/19/26 09:53	Georgia (St)
705-58145-9	SCH-SGWC-12	Water	02/18/26 13:40	02/19/26 09:53	Georgia (St)

Eurofins Atlanta
3080 Presidential Dr
Atlanta, GA 30340
Phone (770) 457-8177

Chain of Custody Record

eurofins | Environment Testing

Client Information	Sampler: Dana Bloomfield	Lab PM: David Fuller / Phone: 770-344-8986	Carrier Tracking No(s):	COC No:
Client Contact: Joju Abraham	Phone: 404-242-7557	E-Mail: David.Fuller@ET.EurofinsUS.com	State of Origin: GA	Page: Page 1 of 1
Company: Southern Company	PWSID:			Job #:
Address: 241 Ralph McGill Blvd SE B10185	Due Date Requested:			
City: Atlanta	TAT Requested (days): Standard			
State, Zip: GA, 30308	Compliance Project: ☒ Yes △ No			
Phone:	Lab Project #: 70504534 (DO NOT REMOVE)			
Email: JAbraham@southernco.com	Lab PO #: GPC82130-0003 / PO Line #1			
Project Name: CCR - Plant Scherer Ash Pond	Project #:			
Site:	SSOW#:			

Analysis Requested

Preservation Codes:
D - HNO3
N - None

705-58145 COC

Other:

Task_Code: SCH-CCR-ASSMT-2026S1

Special Instructions/Notes:

Sample Identification	Sample Date	Sample Time	Sample Type (C=Comp, G=grab)	Matrix (W=water, S=solid, O=waste/oil, BT=Tissue, A=Air)	Field Filtered Sample (Yes or No)	Perform MS/MSD (Yes or No)	300_ORGFM_28D - Chloride, Fluoride, Sulfate	2540C_Calcd - Total Dissolved Solids (TDS)	6010D- App III Metals + Lithium	6020B - App IV Metals + Mg, Na, K, Fe	2320B - Total Alkalinity	7470A - App IV Mercury	9315_Ra226 - Radium-226 (GFPC) - 21 day decay	9320_Ra228 - Radium-228 (GFPC) - 21 day decay	Ra226Ra228_GFPC - Combined Radium 226 and 228				Total Number of containers	
			Preservation Code:				N	N	D	D	N	D	D	D	D					
SCH-SGWC-19	2/18/26	09:13	G	WG			X	X	X	X	X	X	X	X	X				7	EXTRA RADS
SCH-SGWC-16	2/18/26	09:26	G	WG			X	X	X	X	X	X	X	X	X				5	
SCH-AP1-FD-2	2/18/26	-	G	WG			X	X	X	X	X	X	X	X	X				5	
SCH-SGWC-11	2/18/26	11:35	G	WG			X	X	X	X	X	X	X	X	X				5	
SCH-SGWC-17	2/18/26	11:27	G	WG			X	X	X	X	X	X	X	X	X				5	
SCH-AP1-FB-2	2/18/26	11:47	G	WQ			X	X	X	X	X	X	X	X	X				5	
SCH-SGWC-13	2/18/26	14:16	G	WG			X	X	X	X	X	X	X	X	X				5	
SCH-SGWC-21	2/18/26	14:25	G	WG			X	X	X	X	X	X	X	X	X				5	
SCH-SGWC-12	2/18/26	13:40	G	WG			X	X	X	X	X	X	X	X	X				5	

Possible Hazard Identification
☒ *Non-Hazard* ☐ *Flammable* ☐ *Skin Irritant* ☐ *Poison B* ☐ *Unknown* ☐ *Radiological*

Sample Disposal (A fee may be assessed if samples are retained longer than 1 month)
☐ *Return To Client* ☒ *Disposal By Lab* ☐ *Archive For* _____ *Months*

Deliverable Requested: I, II, III, IV, Other (specify)

Special Instructions/QC Requirements:

Empty Kit Relinquished by:	Date:	Time:	Method of Shipment:		
Relinquished by: [signature]	Date/Time: 2/19/26 820	Company: VSI	Received by: [signature] 922 820	Date/Time: 2.19.26 8:20	Company
Relinquished by: [signature] 922	Date/Time:	Company	Received by: [signature]	Date/Time: 2.19.26 0953	Company
Relinquished by:	Date/Time: 2/19/26 9:51	Company	Received by:	Date/Time:	Company

Custody Seals Intact: △ Yes △ No	Custody Seal No.:	Cooler Temperature(s) °C and Other Remarks: 2.1 30 2.4 2665

Ver: 01/16/2019

3/18/2026

Eurofins Atlanta
3080 Presidential Dr
Atlanta, GA 30340
Phone: 770-457-8177 Fax: 770-457-8188

Chain of Custody Record

eurofins | Environment Testing

Client Information (Sub Contract Lab)	Sampler: N/A	Lab PM: Fuller, David	Carrier Tracking No(s): N/A	COC No: 705-104106.1
Client Contact: Shipping/Receiving	Phone: N/A	E-Mail: David.Fuller@et.eurofinsus.com	State of Origin: Georgia	Page: Page 1 of 1
Company: TestAmerica Laboratories, Inc.		Accreditations Required (See note): NELAP - Florida; State - Georgia		Job #: 705-58145-2
Address: 13715 Rider Trail North, ,	Due Date Requested: 3/17/2026			Preservation Codes: -
City: Earth City	TAT Requested (days): N/A			
State, Zip: MO, 63045				
Phone: 314-298-8566(Tel) 314-298-8757(Fax)	PO #: N/A			
Email: N/A	WO #: N/A			
Project Name: CCR - Plant Scherer Ash Pond	Project #: 70504534			
Site: N/A	SSOW#: N/A			Other: N/A

Analysis Requested

Sample Identification - Client ID (Lab ID)	Sample Date	Sample Time	Sample Type (C=comp, G=grab)	Matrix (W=water, S=solid, O=waste/oil, BT=Tissue, A=Air)	Field Filtered Sample (Yes or No)	Perform MS/MSD (Yes or No)	9315_Ra226/PrecSep_21Radium-226 (GFPC) - 21 day decay	9320_Ra228/PrecSep_0Radium-228 (GFPC) 21 day decay	Ra226Ra228_GFPCCombined Radium-226 and Radium-228	Total Number of containers	Special Instructions/Note:
			Preservation Code:								
SCH-SGWC-19 (705-58145-1)	2/18/26	09:13 Eastern	G	Water			X	X	X	4	
SCH-SGWC-16 (705-58145-2)	2/18/26	09:26 Eastern	G	Water			X	X	X	2	
SCH-AP1-FD-2 (705-58145-3)	2/18/26	Eastern	G	Water			X	X	X	2	
SCH-SGWC-11 (705-58145-4)	2/18/26	11:35 Eastern	G	Water			X	X	X	2	
SCH-SGWC-17 (705-58145-5)	2/18/26	11:27 Eastern	G	Water			X	X	X	2	
SCH-AP1-FB-2 (705-58145-6)	2/18/26	11:47 Eastern	G	Water			X	X	X	2	
SCH-SGWC-13 (705-58145-7)	2/18/26	14:16 Eastern	G	Water			X	X	X	2	
SCH-SGWC-21 (705-58145-8)	2/18/26	14:25 Eastern	G	Water			X	X	X	2	
SCH-SGWC-12 (705-58145-9)	2/18/26	13:40 Eastern	G	Water			X	X	X	2	

Note: Since laboratory accreditations are subject to change, Eurofins Environment Testing Southeast, LLC places the ownership of method, analyte & accreditation compliance upon our subcontract laboratories. This sample shipment is forwarded under chain-of-custody. If the laboratory does not currently maintain accreditation in the State of Origin listed above for analysis/tests/matrix being analyzed, the samples must be shipped back to the Eurofins Environment Testing Southeast, LLC laboratory or other instructions will be provided. Any changes to accreditation status should be brought to Eurofins Environment Testing Southeast, LLC attention immediately. If all requested accreditations are current to date, return the signed Chain of Custody attesting to said compliance to Eurofins Environment Testing Southeast, LLC.

Possible Hazard Identification *Unconfirmed*	***Sample Disposal (A fee may be assessed if samples are retained longer than 1 month)*** ☐ *Return To Client* ☐ *Disposal By Lab* ☐ *Archive For* _____ *Months*
Deliverable Requested: I, II, III, IV, Other (specify) Primary Deliverable Rank: 2	Special Instructions/QC Requirements:

Empty Kit Relinquished by:	Date:	Time:	Method of Shipment:		
Relinquished by:	Date/Time: 2/18/26 12:00	Company	Received by: Sierra Worthington	Date/Time: 2/20/26 0810	Company ESPR
Relinquished by:	Date/Time:	Company	Received by:	Date/Time:	Company
Relinquished by:	Date/Time:	Company	Received by:	Date/Time:	Company
Custody Seals Intact: Δ Yes Δ No	Custody Seal No.:		Cooler Temperature(s) °C and Other Remarks:		

Ver: 10/10/2024

Login Sample Receipt Checklist

Client: Southern Company

Job Number: 705-58145-2

Login Number: 58145
List Number: 1
Creator: Jeremiah, Mortley

List Source: Eurofins Atlanta

Question	Answer	Comment
The cooler's custody seal, if present, is intact.	True	
The cooler does not appear to have been compromised or tampered with.	True	
Samples were received on ice.	True	
Cooler Temperature is acceptable.	True	
Cooler Temperature is recorded.	True	
COC present.	True	
COC is filled out in ink and legible.	True	
COC is filled out with all pertinent information.	True	
Sample custody seals, if present, are intact.	True	
Sample collection date/times are provided.	True	
The samples do not appear to have been compromised or tampered with.	True	
Containers are not broken or leaking.	True	
There are no discrepancies between the containers received and the COC.	True	
Sample containers have legible labels.	True	
Appropriate sample containers were rec'd and sufficient volume for all analyses.	True	
Samples are received within Holding Time (excluding tests with immediate HTs).	True	
Containers requiring zero headspace have no headspace or bubble is <6mm (1/4").	True	
Is there sufficient air space in bottle for bacteriological analysis.	True	

This receipt checklist is generated for all samples received in this Login. It may not be applicable to all Jobs associated with this Login.

Login Sample Receipt Checklist

Client: Southern Company

Job Number: 705-58145-2

Login Number: 58145
List Number: 2
Creator: Worthington, Sierra M

List Source: Eurofins St. Louis
List Creation: 02/20/26 12:14 PM

Question	Answer	Comment
Radioactivity wasn't checked or is </= background as measured by a survey meter.	True	
The cooler's custody seal, if present, is intact.	True	
Sample custody seals, if present, are intact.	True	
The cooler or samples do not appear to have been compromised or tampered with.	True	
Samples were received on ice.	N/A	
Cooler Temperature is acceptable.	True	
Cooler Temperature is recorded.	True	
COC is present.	True	
COC is filled out in ink and legible.	True	
COC is filled out with all pertinent information.	True	
Is the Field Sampler's name present on COC?	N/A	
There are no discrepancies between the containers received and the COC.	True	
Samples are received within Holding Time (excluding tests with immediate HTs)	True	
Sample containers have legible labels.	True	
Containers are not broken or leaking.	True	
Sample collection date/times are provided.	True	
Appropriate sample containers are used.	True	
Sample bottles are completely filled.	True	
Sample Preservation Verified.	True	
There is sufficient vol. for all requested analyses, incl. any requested MS/MSDs	True	
Containers requiring zero headspace have no headspace or bubble is <6mm (1/4").	N/A	
Multiphasic samples are not present.	True	
Samples do not require splitting or compositing.	True	
Residual Chlorine Checked.	N/A	

This receipt checklist is generated for all samples received in this Login. It may not be applicable to all Jobs associated with this Login.

Definitions/Glossary

Client: Southern Company
Project/Site: CCR - Plant Scherer Ash Pond

Job ID: 705-58145-2

Qualifiers

Rad

Qualifier	Qualifier Description
U	Result is less than the sample detection limit.

Glossary

Abbreviation	These commonly used abbreviations may or may not be present in this report.
☼	Listed under the "D" column to designate that the result is reported on a dry weight basis
%R	Percent Recovery
CFL	Contains Free Liquid
CFU	Colony Forming Unit
CNF	Contains No Free Liquid
DER	Duplicate Error Ratio (normalized absolute difference)
Dil Fac	Dilution Factor
DL	Detection Limit (DoD/DOE)
DL, RA, RE, IN	Indicates a Dilution, Re-analysis, Re-extraction, or additional Initial metals/anion analysis of the sample
DLC	Decision Level Concentration (Radiochemistry)
EDL	Estimated Detection Limit (Dioxin)
LOD	Limit of Detection (DoD/DOE)
LOQ	Limit of Quantitation (DoD/DOE)
MCL	EPA recommended "Maximum Contaminant Level"
MDA	Minimum Detectable Activity (Radiochemistry)
MDC	Minimum Detectable Concentration (Radiochemistry)
MDL	Method Detection Limit
ML	Minimum Level (Dioxin)
MPN	Most Probable Number
MQL	Method Quantitation Limit
NC	Not Calculated
ND	Not Detected at the reporting limit (or MDL or EDL if shown)
NEG	Negative / Absent
POS	Positive / Present
PQL	Practical Quantitation Limit
PRES	Presumptive
QC	Quality Control
RER	Relative Error Ratio (Radiochemistry)
RL	Reporting Limit or Requested Limit (Radiochemistry)
RPD	Relative Percent Difference, a measure of the relative difference between two points
TEF	Toxicity Equivalent Factor (Dioxin)
TEQ	Toxicity Equivalent Quotient (Dioxin)
TNTC	Too Numerous To Count

Job Narrative
705-58145-2

The analytical test results presented in this report meet all requirements of the associated regulatory program listed on the Accreditation/Certification Summary Page, unless otherwise noted. Data qualifiers and/or narrative comments are included to explain any exceptions, if applicable. Regulated compliance samples (e.g. SDWA, NPDES) must comply with associated agency requirements/permits.

- Matrix-specific batch QC (e.g., MS, MSD, SD) may not be reported when insufficient sample volume is available or when site-specific QC samples are not submitted. In such cases, a Laboratory Control Sample Duplicate (LCSD) may be analyzed to provide precision data for the batch.
- For samples analyzed using surrogate and/or isotope dilution analytes, any recoveries falling outside of established acceptance criteria are re-prepared and/or re-analyzed to confirm results, unless the deviation is due to sample dilution or otherwise explained in the case narrative.

Receipt
The samples were received on 2/19/2026 9:53 AM. Unless otherwise noted below, the samples arrived in good condition, and, where required, properly preserved and on ice. The temperatures of the 3 coolers at receipt time were 2.1°C, 2.4°C and 3.0°C.

Gas Flow Proportional Counter
Method 9320: Radium-228 batch 758530
The LCS recovered at (127%). The limits in our LIMS system at 75-125 reflect the requirements of a regulatory agency that represents a large amount of our work. However the samples associated with this LCS are not from this agency and are therefore held to our in-house statistical limits of (72% - 154%) per method requirements. The LCS passes, no further action is required (LCS 160-758530/2-A)

No additional analytical or quality issues were noted, other than those described above or in the Definitions/ Glossary page.

Rad
No additional analytical or quality issues were noted, other than those described above or in the Definitions/ Glossary page.

Client Sample Results

Client: Southern Company
Project/Site: CCR - Plant Scherer Ash Pond

Job ID: 705-58145-2

Client Sample ID: SCH-SGWC-19

Lab Sample ID: 705-58145-1

Date Collected: 02/18/26 09:13
Matrix: Water
Date Received: 02/19/26 09:53

Method: SW846 9315 - Radium-226 (GFPC)

Analyte	Result	Qualifier	Count Uncert. (2σ+/-)	Total Uncert. (2σ+/-)	RL	MDC	Unit	Prepared	Analyzed	Dil Fac
Radium-226	0.0584	U	0.0784	0.0786	1.00	0.132	pCi/L	02/24/26 06:47	03/18/26 07:44	1

Carrier	*%Yield*	*Qualifier*	*Limits*	*Prepared*	*Analyzed*	*Dil Fac*
Ba Carrier	*80.6*		*30 - 110*	*02/24/26 06:47*	*03/18/26 07:44*	*1*

Method: SW846 9320 - Radium-228 (GFPC)

Analyte	Result	Qualifier	Count Uncert. (2σ+/-)	Total Uncert. (2σ+/-)	RL	MDC	Unit	Prepared	Analyzed	Dil Fac
Radium-228	-0.130	U	0.302	0.303	1.00	0.613	pCi/L	02/24/26 06:51	03/11/26 11:59	1

Carrier	*%Yield*	*Qualifier*	*Limits*	*Prepared*	*Analyzed*	*Dil Fac*
Ba Carrier	*80.6*		*30 - 110*	*02/24/26 06:51*	*03/11/26 11:59*	*1*
Y Carrier	*76.6*		*30 - 110*	*02/24/26 06:51*	*03/11/26 11:59*	*1*

Method: TAL-STL Ra226_Ra228 - Combined Radium-226 and Radium-228

Analyte	Result	Qualifier	Count Uncert. (2σ+/-)	Total Uncert. (2σ+/-)	RL	MDC	Unit	Prepared	Analyzed	Dil Fac
Combined Radium 226 + 228	-0.0717	U	0.312	0.313	5.00	0.613	pCi/L		03/18/26 15:16	1

Client Sample ID: SCH-SGWC-16

Lab Sample ID: 705-58145-2

Date Collected: 02/18/26 09:26
Matrix: Water
Date Received: 02/19/26 09:53

Method: SW846 9315 - Radium-226 (GFPC)

Analyte	Result	Qualifier	Count Uncert. (2σ+/-)	Total Uncert. (2σ+/-)	RL	MDC	Unit	Prepared	Analyzed	Dil Fac
Radium-226	0.00178	U	0.0560	0.0560	1.00	0.118	pCi/L	02/24/26 06:47	03/18/26 07:44	1

Carrier	*%Yield*	*Qualifier*	*Limits*	*Prepared*	*Analyzed*	*Dil Fac*
Ba Carrier	*78.1*		*30 - 110*	*02/24/26 06:47*	*03/18/26 07:44*	*1*

Method: SW846 9320 - Radium-228 (GFPC)

Analyte	Result	Qualifier	Count Uncert. (2σ+/-)	Total Uncert. (2σ+/-)	RL	MDC	Unit	Prepared	Analyzed	Dil Fac
Radium-228	0.248	U	0.326	0.327	1.00	0.545	pCi/L	02/24/26 06:51	03/11/26 11:59	1

Carrier	*%Yield*	*Qualifier*	*Limits*	*Prepared*	*Analyzed*	*Dil Fac*
Ba Carrier	*78.1*		*30 - 110*	*02/24/26 06:51*	*03/11/26 11:59*	*1*
Y Carrier	*84.5*		*30 - 110*	*02/24/26 06:51*	*03/11/26 11:59*	*1*

Client Sample Results

Client: Southern Company
Project/Site: CCR - Plant Scherer Ash Pond

Job ID: 705-58145-2

Client Sample ID: SCH-SGWC-16

Lab Sample ID: 705-58145-2
Date Collected: 02/18/26 09:26
Matrix: Water
Date Received: 02/19/26 09:53

Method: TAL-STL Ra226_Ra228 - Combined Radium-226 and Radium-228

Analyte	Result	Qualifier	Count Uncert. (2σ+/-)	Total Uncert. (2σ+/-)	RL	MDC	Unit	Prepared	Analyzed	Dil Fac
Combined Radium 226 + 228	0.249	U	0.331	0.332	5.00	0.545	pCi/L		03/18/26 15:16	1

Client Sample ID: SCH-AP1-FD-2

Lab Sample ID: 705-58145-3
Date Collected: 02/18/26 00:00
Matrix: Water
Date Received: 02/19/26 09:53

Method: SW846 9315 - Radium-226 (GFPC)

Analyte	Result	Qualifier	Count Uncert. (2σ+/-)	Total Uncert. (2σ+/-)	RL	MDC	Unit	Prepared	Analyzed	Dil Fac
Radium-226	0.0870	U	0.0709	0.0713	1.00	0.0996	pCi/L	02/24/26 06:47	03/18/26 07:45	1

Carrier	*%Yield*	*Qualifier*	*Limits*	*Prepared*	*Analyzed*	*Dil Fac*
Ba Carrier	*80.6*		*30 - 110*	*02/24/26 06:47*	*03/18/26 07:45*	*1*

Method: SW846 9320 - Radium-228 (GFPC)

Analyte	Result	Qualifier	Count Uncert. (2σ+/-)	Total Uncert. (2σ+/-)	RL	MDC	Unit	Prepared	Analyzed	Dil Fac
Radium-228	0.101	U	0.349	0.350	1.00	0.627	pCi/L	02/24/26 06:51	03/11/26 12:00	1

Carrier	*%Yield*	*Qualifier*	*Limits*	*Prepared*	*Analyzed*	*Dil Fac*
Ba Carrier	*80.6*		*30 - 110*	*02/24/26 06:51*	*03/11/26 12:00*	*1*
Y Carrier	*79.3*		*30 - 110*	*02/24/26 06:51*	*03/11/26 12:00*	*1*

Method: TAL-STL Ra226_Ra228 - Combined Radium-226 and Radium-228

Analyte	Result	Qualifier	Count Uncert. (2σ+/-)	Total Uncert. (2σ+/-)	RL	MDC	Unit	Prepared	Analyzed	Dil Fac
Combined Radium 226 + 228	0.188	U	0.356	0.357	5.00	0.627	pCi/L		03/18/26 15:16	1

Client Sample ID: SCH-SGWC-11

Lab Sample ID: 705-58145-4
Date Collected: 02/18/26 11:35
Matrix: Water
Date Received: 02/19/26 09:53

Method: SW846 9315 - Radium-226 (GFPC)

Analyte	Result	Qualifier	Count Uncert. (2σ+/-)	Total Uncert. (2σ+/-)	RL	MDC	Unit	Prepared	Analyzed	Dil Fac
Radium-226	0.0488	U	0.0738	0.0739	1.00	0.127	pCi/L	02/24/26 06:47	03/18/26 07:45	1

Carrier	*%Yield*	*Qualifier*	*Limits*	*Prepared*	*Analyzed*	*Dil Fac*
Ba Carrier	*86.0*		*30 - 110*	*02/24/26 06:47*	*03/18/26 07:45*	*1*

Client Sample Results

Client: Southern Company
Project/Site: CCR - Plant Scherer Ash Pond

Job ID: 705-58145-2

Client Sample ID: SCH-SGWC-11

Lab Sample ID: 705-58145-4
Matrix: Water
Date Collected: 02/18/26 11:35
Date Received: 02/19/26 09:53

Method: SW846 9320 - Radium-228 (GFPC)

Analyte	Result	Qualifier	Count Uncert. (2σ+/-)	Total Uncert. (2σ+/-)	RL	MDC	Unit	Prepared	Analyzed	Dil Fac
Radium-228	0.496	U	0.342	0.346	1.00	0.511	pCi/L	02/24/26 06:51	03/11/26 12:00	1

Carrier	*%Yield*	*Qualifier*	*Limits*	*Prepared*	*Analyzed*	*Dil Fac*
Ba Carrier	*86.0*		*30 - 110*	*02/24/26 06:51*	*03/11/26 12:00*	*1*
Y Carrier	*84.5*		*30 - 110*	*02/24/26 06:51*	*03/11/26 12:00*	*1*

Method: TAL-STL Ra226_Ra228 - Combined Radium-226 and Radium-228

Analyte	Result	Qualifier	Count Uncert. (2σ+/-)	Total Uncert. (2σ+/-)	RL	MDC	Unit	Prepared	Analyzed	Dil Fac
Combined Radium 226 + 228	**0.544**		0.350	0.354	5.00	0.511	pCi/L		03/18/26 15:16	1

Client Sample ID: SCH-SGWC-17

Lab Sample ID: 705-58145-5
Matrix: Water
Date Collected: 02/18/26 11:27
Date Received: 02/19/26 09:53

Method: SW846 9315 - Radium-226 (GFPC)

Analyte	Result	Qualifier	Count Uncert. (2σ+/-)	Total Uncert. (2σ+/-)	RL	MDC	Unit	Prepared	Analyzed	Dil Fac
Radium-226	0.00269	U	0.0702	0.0702	1.00	0.141	pCi/L	02/24/26 06:47	03/18/26 07:45	1

Carrier	*%Yield*	*Qualifier*	*Limits*	*Prepared*	*Analyzed*	*Dil Fac*
Ba Carrier	*79.8*		*30 - 110*	*02/24/26 06:47*	*03/18/26 07:45*	*1*

Method: SW846 9320 - Radium-228 (GFPC)

Analyte	Result	Qualifier	Count Uncert. (2σ+/-)	Total Uncert. (2σ+/-)	RL	MDC	Unit	Prepared	Analyzed	Dil Fac
Radium-228	**0.512**		0.346	0.349	1.00	0.512	pCi/L	02/24/26 06:51	03/11/26 12:00	1

Carrier	*%Yield*	*Qualifier*	*Limits*	*Prepared*	*Analyzed*	*Dil Fac*
Ba Carrier	*79.8*		*30 - 110*	*02/24/26 06:51*	*03/11/26 12:00*	*1*
Y Carrier	*89.3*		*30 - 110*	*02/24/26 06:51*	*03/11/26 12:00*	*1*

Method: TAL-STL Ra226_Ra228 - Combined Radium-226 and Radium-228

Analyte	Result	Qualifier	Count Uncert. (2σ+/-)	Total Uncert. (2σ+/-)	RL	MDC	Unit	Prepared	Analyzed	Dil Fac
Combined Radium 226 + 228	**0.515**		0.353	0.356	5.00	0.512	pCi/L		03/18/26 15:16	1

Client Sample Results

Client: Southern Company
Project/Site: CCR - Plant Scherer Ash Pond

Job ID: 705-58145-2

Client Sample ID: SCH-AP1-FB-2

Lab Sample ID: 705-58145-6

Date Collected: 02/18/26 11:47
Date Received: 02/19/26 09:53

Matrix: Water

Method: SW846 9315 - Radium-226 (GFPC)

Analyte	Result	Qualifier	Count Uncert. (2σ+/-)	Total Uncert. (2σ+/-)	RL	MDC	Unit	Prepared	Analyzed	Dil Fac
Radium-226	0.0779	U	0.0770	0.0773	1.00	0.119	pCi/L	02/24/26 06:47	03/18/26 07:45	1

Carrier	*%Yield*	*Qualifier*	*Limits*	*Prepared*	*Analyzed*	*Dil Fac*
Ba Carrier	*79.8*		*30 - 110*	*02/24/26 06:47*	*03/18/26 07:45*	*1*

Method: SW846 9320 - Radium-228 (GFPC)

Analyte	Result	Qualifier	Count Uncert. (2σ+/-)	Total Uncert. (2σ+/-)	RL	MDC	Unit	Prepared	Analyzed	Dil Fac
Radium-228	0.343	U	0.374	0.375	1.00	0.609	pCi/L	02/24/26 06:51	03/11/26 12:00	1

Carrier	*%Yield*	*Qualifier*	*Limits*	*Prepared*	*Analyzed*	*Dil Fac*
Ba Carrier	*79.8*		*30 - 110*	*02/24/26 06:51*	*03/11/26 12:00*	*1*
Y Carrier	*84.1*		*30 - 110*	*02/24/26 06:51*	*03/11/26 12:00*	*1*

Method: TAL-STL Ra226_Ra228 - Combined Radium-226 and Radium-228

Analyte	Result	Qualifier	Count Uncert. (2σ+/-)	Total Uncert. (2σ+/-)	RL	MDC	Unit	Prepared	Analyzed	Dil Fac
Combined Radium 226 + 228	0.421	U	0.382	0.383	5.00	0.609	pCi/L		03/18/26 15:16	1

Client Sample ID: SCH-SGWC-13

Lab Sample ID: 705-58145-7

Date Collected: 02/18/26 14:16
Date Received: 02/19/26 09:53

Matrix: Water

Method: SW846 9315 - Radium-226 (GFPC)

Analyte	Result	Qualifier	Count Uncert. (2σ+/-)	Total Uncert. (2σ+/-)	RL	MDC	Unit	Prepared	Analyzed	Dil Fac
Radium-226	0.0900	U	0.0798	0.0803	1.00	0.118	pCi/L	02/24/26 06:47	03/18/26 07:45	1

Carrier	*%Yield*	*Qualifier*	*Limits*	*Prepared*	*Analyzed*	*Dil Fac*
Ba Carrier	*75.2*		*30 - 110*	*02/24/26 06:47*	*03/18/26 07:45*	*1*

Method: SW846 9320 - Radium-228 (GFPC)

Analyte	Result	Qualifier	Count Uncert. (2σ+/-)	Total Uncert. (2σ+/-)	RL	MDC	Unit	Prepared	Analyzed	Dil Fac
Radium-228	0.761	U	0.583	0.587	1.00	0.912	pCi/L	02/24/26 06:51	03/11/26 12:04	1

Carrier	*%Yield*	*Qualifier*	*Limits*	*Prepared*	*Analyzed*	*Dil Fac*
Ba Carrier	*75.2*		*30 - 110*	*02/24/26 06:51*	*03/11/26 12:04*	*1*
Y Carrier	*84.1*		*30 - 110*	*02/24/26 06:51*	*03/11/26 12:04*	*1*

Client Sample Results

Client: Southern Company
Project/Site: CCR - Plant Scherer Ash Pond

Job ID: 705-58145-2

Client Sample ID: SCH-SGWC-13

Lab Sample ID: 705-58145-7
Matrix: Water
Date Collected: 02/18/26 14:16
Date Received: 02/19/26 09:53

Method: TAL-STL Ra226_Ra228 - Combined Radium-226 and Radium-228

Analyte	Result	Qualifier	Count Uncert. (2σ+/-)	Total Uncert. (2σ+/-)	RL	MDC	Unit	Prepared	Analyzed	Dil Fac
Combined Radium 226 + 228	0.851	U	0.588	0.592	5.00	0.912	pCi/L		03/18/26 15:16	1

Client Sample ID: SCH-SGWC-21

Lab Sample ID: 705-58145-8
Matrix: Water
Date Collected: 02/18/26 14:25
Date Received: 02/19/26 09:53

Method: SW846 9315 - Radium-226 (GFPC)

Analyte	Result	Qualifier	Count Uncert. (2σ+/-)	Total Uncert. (2σ+/-)	RL	MDC	Unit	Prepared	Analyzed	Dil Fac
Radium-226	0.0403	U	0.0743	0.0744	1.00	0.132	pCi/L	02/24/26 06:47	03/18/26 07:56	1

Carrier	*%Yield*	*Qualifier*	*Limits*	*Prepared*	*Analyzed*	*Dil Fac*
Ba Carrier	*72.4*		*30 - 110*	*02/24/26 06:47*	*03/18/26 07:56*	*1*

Method: SW846 9320 - Radium-228 (GFPC)

Analyte	Result	Qualifier	Count Uncert. (2σ+/-)	Total Uncert. (2σ+/-)	RL	MDC	Unit	Prepared	Analyzed	Dil Fac
Radium-228	0.252	U	0.500	0.501	1.00	0.864	pCi/L	02/24/26 06:51	03/11/26 12:04	1

Carrier	*%Yield*	*Qualifier*	*Limits*	*Prepared*	*Analyzed*	*Dil Fac*
Ba Carrier	*72.4*		*30 - 110*	*02/24/26 06:51*	*03/11/26 12:04*	*1*
Y Carrier	*79.3*		*30 - 110*	*02/24/26 06:51*	*03/11/26 12:04*	*1*

Method: TAL-STL Ra226_Ra228 - Combined Radium-226 and Radium-228

Analyte	Result	Qualifier	Count Uncert. (2σ+/-)	Total Uncert. (2σ+/-)	RL	MDC	Unit	Prepared	Analyzed	Dil Fac
Combined Radium 226 + 228	0.293	U	0.505	0.506	5.00	0.864	pCi/L		03/18/26 15:16	1

Client Sample ID: SCH-SGWC-12

Lab Sample ID: 705-58145-9
Matrix: Water
Date Collected: 02/18/26 13:40
Date Received: 02/19/26 09:53

Method: SW846 9315 - Radium-226 (GFPC)

Analyte	Result	Qualifier	Count Uncert. (2σ+/-)	Total Uncert. (2σ+/-)	RL	MDC	Unit	Prepared	Analyzed	Dil Fac
Radium-226	0.0384	U	0.0804	0.0805	1.00	0.146	pCi/L	02/24/26 06:47	03/18/26 07:56	1

Carrier	*%Yield*	*Qualifier*	*Limits*	*Prepared*	*Analyzed*	*Dil Fac*
Ba Carrier	*65.8*		*30 - 110*	*02/24/26 06:47*	*03/18/26 07:56*	*1*

Client Sample Results

Client: Southern Company
Project/Site: CCR - Plant Scherer Ash Pond

Job ID: 705-58145-2

Client Sample ID: SCH-SGWC-12

Lab Sample ID: 705-58145-9

Date Collected: 02/18/26 13:40
Date Received: 02/19/26 09:53

Matrix: Water

Method: SW846 9320 - Radium-228 (GFPC)

Analyte	Result	Qualifier	Count Uncert. (2σ+/-)	Total Uncert. (2σ+/-)	RL	MDC	Unit	Prepared	Analyzed	Dil Fac
Radium-228	0.107	U	0.517	0.517	1.00	0.932	pCi/L	02/24/26 06:51	03/11/26 12:04	1

Carrier	*%Yield*	*Qualifier*	*Limits*	*Prepared*	*Analyzed*	*Dil Fac*
Ba Carrier	*65.8*		*30 - 110*	*02/24/26 06:51*	*03/11/26 12:04*	*1*
Y Carrier	*77.8*		*30 - 110*	*02/24/26 06:51*	*03/11/26 12:04*	*1*

Method: TAL-STL Ra226_Ra228 - Combined Radium-226 and Radium-228

Analyte	Result	Qualifier	Count Uncert. (2σ+/-)	Total Uncert. (2σ+/-)	RL	MDC	Unit	Prepared	Analyzed	Dil Fac
Combined Radium 226 + 228	0.145	U	0.523	0.523	5.00	0.932	pCi/L		03/18/26 15:16	1

Tracer/Carrier Summary

Client: Southern Company
Project/Site: CCR - Plant Scherer Ash Pond

Job ID: 705-58145-2

Method: 9315 - Radium-226 (GFPC)

Matrix: Water **Prep Type: Total/NA**

		Percent Yield (Acceptance Limits)							
Lab Sample ID	Client Sample ID	Ba (30-110)							
705-58142-B-4-A DU	Duplicate	72.6							
705-58145-1	SCH-SGWC-19	80.6							
705-58145-2	SCH-SGWC-16	78.1							
705-58145-3	SCH-AP1-FD-2	80.6							
705-58145-4	SCH-SGWC-11	86.0							
705-58145-5	SCH-SGWC-17	79.8							
705-58145-6	SCH-AP1-FB-2	79.8							
705-58145-7	SCH-SGWC-13	75.2							
705-58145-8	SCH-SGWC-21	72.4							
705-58145-9	SCH-SGWC-12	65.8							
LCS 160-758529/2-A	Lab Control Sample	74.4							
MB 160-758529/1-A	Method Blank	82.6							

Tracer/Carrier Legend

Ba = Ba Carrier

Method: 9320 - Radium-228 (GFPC)

Matrix: Water **Prep Type: Total/NA**

		Percent Yield (Acceptance Limits)							
Lab Sample ID	Client Sample ID	Ba (30-110)	Y (30-110)						
705-58142-B-4-B DU	Duplicate	72.6	89.0						
705-58145-1	SCH-SGWC-19	80.6	76.6						
705-58145-2	SCH-SGWC-16	78.1	84.5						
705-58145-3	SCH-AP1-FD-2	80.6	79.3						
705-58145-4	SCH-SGWC-11	86.0	84.5						
705-58145-5	SCH-SGWC-17	79.8	89.3						
705-58145-6	SCH-AP1-FB-2	79.8	84.1						
705-58145-7	SCH-SGWC-13	75.2	84.1						
705-58145-8	SCH-SGWC-21	72.4	79.3						
705-58145-9	SCH-SGWC-12	65.8	77.8						
LCS 160-758530/2-A	Lab Control Sample	74.4	77.8						
MB 160-758530/1-A	Method Blank	82.6	81.5						

Tracer/Carrier Legend

Ba = Ba Carrier

Y = Y Carrier

Method Summary

Client: Southern Company
Project/Site: CCR - Plant Scherer Ash Pond

Job ID: 705-58145-2

Method	Method Description	Protocol	Laboratory
9315	Radium-226 (GFPC)	SW846	EET SL
9320	Radium-228 (GFPC)	SW846	EET SL
Ra226_Ra228	Combined Radium-226 and Radium-228	TAL-STL	EET SL
PrecSep_0	Preparation, Precipitate Separation	None	EET SL
PrecSep-21	Preparation, Precipitate Separation (21-Day In-Growth)	None	EET SL

Protocol References:

None = None

SW846 = "Test Methods For Evaluating Solid Waste, Physical/Chemical Methods", Third Edition, November 1986 And Its Updates.

TAL-STL = TestAmerica Laboratories, St. Louis, Facility Standard Operating Procedure.

Laboratory References:

EET SL = Eurofins St. Louis, 13715 Rider Trail North, Earth City, MO 63045, TEL (314)298-8566

Lab Chronicle

Client: Southern Company
Project/Site: CCR - Plant Scherer Ash Pond

Job ID: 705-58145-2

Client Sample ID: SCH-SGWC-19

Lab Sample ID: 705-58145-1
Date Collected: 02/18/26 09:13
Matrix: Water
Date Received: 02/19/26 09:53

Prep Type	Batch Type	Batch Method	Run	Dilution Factor	Batch Number	Analyst	Lab	Prepared or Analyzed
Total/NA	Prep	PrecSep-21			758529	AMS	EET SL	02/24/26 06:47
Total/NA	Analysis	9315		1	761949	SWS	EET SL	03/18/26 07:44
Total/NA	Prep	PrecSep_0			758530	AMS	EET SL	02/24/26 06:51
Total/NA	Analysis	9320		1	760961	SWS	EET SL	03/11/26 11:59
Total/NA	Analysis	Ra226_Ra228		1	761993	FLC	EET SL	03/18/26 15:16

Client Sample ID: SCH-SGWC-16

Lab Sample ID: 705-58145-2
Date Collected: 02/18/26 09:26
Matrix: Water
Date Received: 02/19/26 09:53

Prep Type	Batch Type	Batch Method	Run	Dilution Factor	Batch Number	Analyst	Lab	Prepared or Analyzed
Total/NA	Prep	PrecSep-21			758529	AMS	EET SL	02/24/26 06:47
Total/NA	Analysis	9315		1	761949	SWS	EET SL	03/18/26 07:44
Total/NA	Prep	PrecSep_0			758530	AMS	EET SL	02/24/26 06:51
Total/NA	Analysis	9320		1	760961	SWS	EET SL	03/11/26 11:59
Total/NA	Analysis	Ra226_Ra228		1	761993	FLC	EET SL	03/18/26 15:16

Client Sample ID: SCH-AP1-FD-2

Lab Sample ID: 705-58145-3
Date Collected: 02/18/26 00:00
Matrix: Water
Date Received: 02/19/26 09:53

Prep Type	Batch Type	Batch Method	Run	Dilution Factor	Batch Number	Analyst	Lab	Prepared or Analyzed
Total/NA	Prep	PrecSep-21			758529	AMS	EET SL	02/24/26 06:47
Total/NA	Analysis	9315		1	761949	SWS	EET SL	03/18/26 07:45
Total/NA	Prep	PrecSep_0			758530	AMS	EET SL	02/24/26 06:51
Total/NA	Analysis	9320		1	760961	SWS	EET SL	03/11/26 12:00
Total/NA	Analysis	Ra226_Ra228		1	761993	FLC	EET SL	03/18/26 15:16

Client Sample ID: SCH-SGWC-11

Lab Sample ID: 705-58145-4
Date Collected: 02/18/26 11:35
Matrix: Water
Date Received: 02/19/26 09:53

Prep Type	Batch Type	Batch Method	Run	Dilution Factor	Batch Number	Analyst	Lab	Prepared or Analyzed
Total/NA	Prep	PrecSep-21			758529	AMS	EET SL	02/24/26 06:47
Total/NA	Analysis	9315		1	761949	SWS	EET SL	03/18/26 07:45
Total/NA	Prep	PrecSep_0			758530	AMS	EET SL	02/24/26 06:51
Total/NA	Analysis	9320		1	760961	SWS	EET SL	03/11/26 12:00
Total/NA	Analysis	Ra226_Ra228		1	761993	FLC	EET SL	03/18/26 15:16

Lab Chronicle

Client: Southern Company
Project/Site: CCR - Plant Scherer Ash Pond

Job ID: 705-58145-2

Client Sample ID: SCH-SGWC-17

Lab Sample ID: 705-58145-5
Date Collected: 02/18/26 11:27
Matrix: Water
Date Received: 02/19/26 09:53

Prep Type	Batch Type	Batch Method	Run	Dilution Factor	Batch Number	Analyst	Lab	Prepared or Analyzed
Total/NA	Prep	PrecSep-21			758529	AMS	EET SL	02/24/26 06:47
Total/NA	Analysis	9315		1	761949	SWS	EET SL	03/18/26 07:45
Total/NA	Prep	PrecSep_0			758530	AMS	EET SL	02/24/26 06:51
Total/NA	Analysis	9320		1	760961	SWS	EET SL	03/11/26 12:00
Total/NA	Analysis	Ra226_Ra228		1	761993	FLC	EET SL	03/18/26 15:16

Client Sample ID: SCH-AP1-FB-2

Lab Sample ID: 705-58145-6
Date Collected: 02/18/26 11:47
Matrix: Water
Date Received: 02/19/26 09:53

Prep Type	Batch Type	Batch Method	Run	Dilution Factor	Batch Number	Analyst	Lab	Prepared or Analyzed
Total/NA	Prep	PrecSep-21			758529	AMS	EET SL	02/24/26 06:47
Total/NA	Analysis	9315		1	761949	SWS	EET SL	03/18/26 07:45
Total/NA	Prep	PrecSep_0			758530	AMS	EET SL	02/24/26 06:51
Total/NA	Analysis	9320		1	760961	SWS	EET SL	03/11/26 12:00
Total/NA	Analysis	Ra226_Ra228		1	761993	FLC	EET SL	03/18/26 15:16

Client Sample ID: SCH-SGWC-13

Lab Sample ID: 705-58145-7
Date Collected: 02/18/26 14:16
Matrix: Water
Date Received: 02/19/26 09:53

Prep Type	Batch Type	Batch Method	Run	Dilution Factor	Batch Number	Analyst	Lab	Prepared or Analyzed
Total/NA	Prep	PrecSep-21			758529	AMS	EET SL	02/24/26 06:47
Total/NA	Analysis	9315		1	761949	SWS	EET SL	03/18/26 07:45
Total/NA	Prep	PrecSep_0			758530	AMS	EET SL	02/24/26 06:51
Total/NA	Analysis	9320		1	760963	SWS	EET SL	03/11/26 12:04
Total/NA	Analysis	Ra226_Ra228		1	761993	FLC	EET SL	03/18/26 15:16

Client Sample ID: SCH-SGWC-21

Lab Sample ID: 705-58145-8
Date Collected: 02/18/26 14:25
Matrix: Water
Date Received: 02/19/26 09:53

Prep Type	Batch Type	Batch Method	Run	Dilution Factor	Batch Number	Analyst	Lab	Prepared or Analyzed
Total/NA	Prep	PrecSep-21			758529	AMS	EET SL	02/24/26 06:47
Total/NA	Analysis	9315		1	761973	SWS	EET SL	03/18/26 07:56
Total/NA	Prep	PrecSep_0			758530	AMS	EET SL	02/24/26 06:51
Total/NA	Analysis	9320		1	760963	SWS	EET SL	03/11/26 12:04
Total/NA	Analysis	Ra226_Ra228		1	761993	FLC	EET SL	03/18/26 15:16

Lab Chronicle

Client: Southern Company
Project/Site: CCR - Plant Scherer Ash Pond

Job ID: 705-58145-2

Client Sample ID: SCH-SGWC-12

Lab Sample ID: 705-58145-9

Date Collected: 02/18/26 13:40

Matrix: Water

Date Received: 02/19/26 09:53

Prep Type	Batch Type	Batch Method	Run	Dilution Factor	Batch Number	Analyst	Lab	Prepared or Analyzed
Total/NA	Prep	PrecSep-21			758529	AMS	EET SL	02/24/26 06:47
Total/NA	Analysis	9315		1	761973	SWS	EET SL	03/18/26 07:56
Total/NA	Prep	PrecSep_0			758530	AMS	EET SL	02/24/26 06:51
Total/NA	Analysis	9320		1	760963	SWS	EET SL	03/11/26 12:04
Total/NA	Analysis	Ra226_Ra228		1	761993	FLC	EET SL	03/18/26 15:16

Laboratory References:

EET SL = Eurofins St. Louis, 13715 Rider Trail North, Earth City, MO 63045, TEL (314)298-8566

QC Sample Results

Client: Southern Company
Project/Site: CCR - Plant Scherer Ash Pond

Job ID: 705-58145-2

Method: 9315 - Radium-226 (GFPC)

Lab Sample ID: MB 160-758529/1-A
Matrix: Water
Analysis Batch: 761949

Client Sample ID: Method Blank
Prep Type: Total/NA
Prep Batch: 758529

Analyte	MB Result	MB Qualifier	Count Uncert. (2σ+/-)	Total Uncert. (2σ+/-)	RL	MDC	Unit	Prepared	Analyzed	Dil Fac
Radium-226	-0.03358	U	0.0552	0.0553	1.00	0.133	pCi/L	02/24/26 06:47	03/18/26 07:43	1

Carrier	*MB %Yield*	*MB Qualifier*	*Limits*	*Prepared*	*Analyzed*	*Dil Fac*
Ba Carrier	*82.6*		*30 - 110*	*02/24/26 06:47*	*03/18/26 07:43*	*1*

Lab Sample ID: LCS 160-758529/2-A
Matrix: Water
Analysis Batch: 761949

Client Sample ID: Lab Control Sample
Prep Type: Total/NA
Prep Batch: 758529

Analyte			Spike Added	LCS Result	LCS Qual	Total Uncert. (2σ+/-)	RL	MDC	Unit	%Rec	%Rec Limits		
Radium-226			9.57	7.501		0.864	1.00	0.179	pCi/L	78	75 - 125		

Carrier	*LCS %Yield*	*LCS Qualifier*	*Limits*
Ba Carrier	*74.4*		*30 - 110*

Lab Sample ID: 705-58142-B-4-A DU
Matrix: Water
Analysis Batch: 761949

Client Sample ID: Duplicate
Prep Type: Total/NA
Prep Batch: 758529

Analyte	Sample Result	Sample Qual		DU Result	DU Qual	Total Uncert. (2σ+/-)	RL	MDC	Unit			RER	RER Limit
Radium-226	0.0357	U		-0.01856	U	0.0484	1.00	0.118	pCi/L			0.47	1

Carrier	*DU %Yield*	*DU Qualifier*	*Limits*
Ba Carrier	*72.6*		*30 - 110*

Method: 9320 - Radium-228 (GFPC)

Lab Sample ID: MB 160-758530/1-A
Matrix: Water
Analysis Batch: 760961

Client Sample ID: Method Blank
Prep Type: Total/NA
Prep Batch: 758530

Analyte	MB Result	MB Qualifier	Count Uncert. (2σ+/-)	Total Uncert. (2σ+/-)	RL	MDC	Unit	Prepared	Analyzed	Dil Fac
Radium-228	0.09111	U	0.354	0.354	1.00	0.634	pCi/L	02/24/26 06:51	03/11/26 11:55	1

Carrier	*MB %Yield*	*MB Qualifier*	*Limits*	*Prepared*	*Analyzed*	*Dil Fac*
Ba Carrier	*82.6*		*30 - 110*	*02/24/26 06:51*	*03/11/26 11:55*	*1*
Y Carrier	*81.5*		*30 - 110*	*02/24/26 06:51*	*03/11/26 11:55*	*1*

Method: 9320 - Radium-228 (GFPC) (Continued)

Lab Sample ID: LCS 160-758530/2-A
Matrix: Water
Analysis Batch: 760961

Client Sample ID: Lab Control Sample
Prep Type: Total/NA
Prep Batch: 758530

Analyte			Spike Added	LCS Result	LCS Qual	Total Uncert. (2σ+/-)	RL	MDC	Unit	%Rec	%Rec Limits		
Radium-228			9.35	11.90		1.65	1.00	0.805	pCi/L	127	75 - 125		

Carrier	*LCS %Yield*	*LCS Qualifier*	*Limits*
Ba Carrier	*74.4*		*30 - 110*
Y Carrier	*77.8*		*30 - 110*

Lab Sample ID: 705-58142-B-4-B DU
Matrix: Water
Analysis Batch: 760961

Client Sample ID: Duplicate
Prep Type: Total/NA
Prep Batch: 758530

Analyte	Sample Result	Sample Qual		DU Result	DU Qual	Total Uncert. (2σ+/-)	RL	MDC	Unit			RER	RER Limit
Radium-228	0.0259	U		0.3608	U	0.349	1.00	0.553	pCi/L			0.50	1

Carrier	*DU %Yield*	*DU Qualifier*	*Limits*
Ba Carrier	*72.6*		*30 - 110*
Y Carrier	*89.0*		*30 - 110*

Accreditation/Certification Summary

Client: Southern Company
Project/Site: CCR - Plant Scherer Ash Pond

Job ID: 705-58145-2

Laboratory: Eurofins St. Louis

The accreditations/certifications listed below are applicable to this report.

Authority	Program	Identification Number	Expiration Date
Florida	NELAP	E87689	06-30-26

eurofins | Environment Testing

ANALYTICAL REPORT

PREPARED FOR

Attn: Joju Abraham
Southern Company
241 Ralph McGill Blvd SE
B10185
Atlanta, Georgia (St) 30308

Generated 4/22/2026 12:21:43 PM Revision 1

JOB DESCRIPTION

CCR - Plant Scherer Ash Pond

JOB NUMBER

705-58411-2

Eurofins Atlanta
3080 Presidential Dr
Atlanta GA 30340

See page two for job notes and contact information.

my EOL

Eurofins Atlanta

Job Notes

The test results in this report relate only to the samples as received by the laboratory and will meet all requirements of the methodology, with any exceptions noted. This report shall not be reproduced except in full, without the express written approval of the laboratory. All questions should be directed to the Eurofins Environment Testing Southeast, LLC Project Manager.

Authorization

Generated
4/22/2026 12:21:43 PM
Revision 1

Authorized for release by
David Fuller, Project Manager
David.Fuller@et.eurofinsus.com
(770)344-8986

Table of Contents

Cover Page 1
Table of Contents 3
Sample Summary 4
Chain of Custody 5
Receipt Checklists 10
Definitions/Glossary 13
Case Narrative 14
Detection Summary 15
Client Sample Results 16
Tracer Carrier Summary 23
Method Summary 24
Lab Chronicle 25
QC Sample Results 28
Certification Summary 31

Sample Summary

Client: Southern Company
Project/Site: CCR - Plant Scherer Ash Pond

Job ID: 705-58411-2

Lab Sample ID	Client Sample ID	Matrix	Collected	Received	Sample Origin
705-58411-1	SCH-SGWA-4	Water	02/19/26 09:38	02/20/26 15:05	Georgia (St)
705-58411-2	SCH-AP1-FD-1	Water	02/19/26 00:00	02/20/26 15:05	Georgia (St)
705-58411-3	SCH-SGWC-14	Water	02/19/26 10:12	02/20/26 15:05	Georgia (St)
705-58411-4	SCH-AP1-EB-2	Water	02/19/26 10:45	02/20/26 15:05	Georgia (St)
705-58411-5	SCH-SGWC-22	Water	02/19/26 10:00	02/20/26 15:05	Georgia (St)
705-58411-6	SCH-SGWC-23	Water	02/19/26 11:57	02/20/26 15:05	Georgia (St)
705-58411-7	SCH-SGWC-8	Water	02/19/26 13:44	02/20/26 15:05	Georgia (St)
705-58411-8	SCH-SGWA-24	Water	02/19/26 14:01	02/20/26 15:05	Georgia (St)
705-58411-9	SCH-SGWC-6	Water	02/19/26 14:17	02/20/26 15:05	Georgia (St)
705-58411-10	SCH-SGWA-3	Water	02/19/26 12:17	02/20/26 15:05	Georgia (St)
705-58411-11	SCH-AP1-FB-1	Water	02/19/26 12:25	02/20/26 15:05	Georgia (St)

3080 Presidential Dr
Atlanta, GA 30340
Phone (770) 457-8177

Chain of Custody Record

eurofins | Environment Testing

Client Information	Sampler: Dana Bloomfield	Lab PM: David Fuller / Phone 770-344-8986	Carrier Tracking No(s):	COC No:
Client Contact: Joju Abraham	Phone: 404-242-7557	E-Mail: David.Fuller@ET.EurofinsUS.com	State of Origin: GA	Page: Page 1 of 1
Company: Southern Company	PWSID			Job #:
Address: 241 Ralph McGill Blvd SE B10185	Due Date Requested			
City: Atlanta	TAT Requested (days): 2 weeks			
State, Zip: GA, 30308	Compliance Project: Δ Yes Δ No			
Phone:	Lab Project #: 70504534 (DO NOT REMOVE)			
Email: JAbraham@southernco.com	Lab PO #: GPC82130-0003 / PO Line #1			
Project Name: CCR - Plant Scherer Ash Pond	Project #:			
Site:	SSOW#:			

Analysis Requested

Preservation Codes: D - HNO3; N - None; Other:

705-58411 COC

Task_Code: SCH-CCR-ASSMT-2026S1

Special Instructions/Notes:

Sample Identification	Sample Date	Sample Time	Sample Type (C=comp, G=grab)	Matrix (W=water, S=solid, O=waste/oil, BT=Tissue, A=Air)	Field Filtered Sample (Yes or No)	Perform MS/MSD (Yes or No)	300_ORGFM_28D - Chloride, Fluoride, Sulfate	2540C_Calcd - Total Dissolved Solids (TDS)	6010D - App III Metals (Boron, Calcium) + Lithium	6020B - App IV Metals (Sb, As, Ba, Be, Cd, Cr, Co, Pb, Mo, Se, Tl) + Mg, Na, K, Fe	2320B - Total Alkalinity	7470A - App IV Mercury	9315_Ra226 - Radium-226 (GFPC) - 21 day decay	9320_Ra228 - Radium-228 (GFPC) - 21 day decay	Ra226Ra228_GFPC - Combined Radium 226 and 228				Total Number of containers	Special Instructions/Notes
			Preservation Code:				N	N	D	D	N	D	D	D	D					
SCH-SGWA-4	2/19/26	09 38	G	WG			X	X	X	X	X	X	X	X	X				5	
SCH-AP1-FD-1	2/19/26	-	G	WG			X	X	X	X	X	X	X	X	X				5	
SCH-SGWC-14	2/19/26	10 12	G	WG			X	X	X	X	X	X	X	X	X				5	
SCH-AP1-EB-2	2/19/26	10.45	G	WQ			X	X	X	X	X	X	X	X	X				5	
SCH-SGWC-22	2/19/26	10 00	G	WG			X	X	X	X	X	X	X	X	X				5	
SCH-SGWC-23	2/19/26	11 57	G	WG			X	X	X	X	X	X	X	X	X				5	
SCH-SGWC-8	2/19/26	13 44	G	WG			X	X	X	X	X	X	X	X	X				7	EXTRA RADS
SCH-SGWA-24	2/19/26	14 01	G	WG			X	X	X	X	X	X	X	X	X				5	
SCH-SGWC-6	2/19/26	14 17	G	WG			X	X	X	X	X	X	X	X	X				5	
SCH-SGWA-3	2/19/26	12 17	G	WG			X	X	X	X	X	X	X	X	X				5	
SCH-AP1-FB-1	2/19/26	12.25	G	WQ			X	X	X	X	X	X	X	X	X				5	

Possible Hazard Identification: ☒ Non-Hazard ☐ Flammable ☐ Skin Irritant ☐ Poison B ☐ Unknown ☐ Radiological

Sample Disposal (A fee may be assessed if samples are retained longer than 1 month): ☐ Return To Client ☒ Disposal By Lab ☐ Archive For _____ Months

Deliverable Requested: I, II, III, IV, Other (specify)

Special Instructions/QC Requirements

Empty Kit Relinquished by:	Date	Time	Method of Shipment:

Relinquished by	Date/Time	Company	Received by	Date/Time	Company
[signature]	2/20/26 1505	WSP	[signature]	2.20 26 1505	

Custody Seals Intact: Δ Yes Δ No

Custody Seal No.:

Cooler Temperature(s) °C and Other Remarks: 2.0, 0.5, 0.2, 0.4, 0.1 CI #2665

Eurofins Atlanta
3080 Presidential Dr
Atlanta, GA 30340
Phone: 770-457-8177 Fax: 770-457-8188

Chain of Custody Record

eurofins | Environment Testing

Client Information (Sub Contract Lab)	Sampler: N/A	Lab PM: Fuller, David	Carrier Tracking No(s): N/A	COC No: 705-104691.1
Client Contact: Shipping/Receiving	Phone: N/A	E-Mail: David.Fuller@et.eurofinsus.com	State of Origin: Georgia	Page: Page 1 of 2
Company: TestAmerica Laboratories, Inc.		Accreditations Required (See note): NELAP - Florida; State - Georgia		Job #: 705-58411-1
Address: 13715 Rider Trail North, ,	Due Date Requested: 3/5/2026			Preservation Codes: -
City: Earth City	TAT Requested (days): N/A			
State, Zip: MO, 63045				
Phone: 314-298-8566(Tel) 314-298-8757(Fax)	PO #: N/A			
Email: N/A	WO #: N/A			
Project Name: CCR - Plant Scherer Ash Pond	Project #: 70504534			
Site: N/A	SSOW#: N/A			Other: N/A

Analysis Requested

Sample Identification - Client ID (Lab ID)	Sample Date	Sample Time	Sample Type (C=comp, G=grab)	Matrix (W=water, S=solid, O=waste/oil, BT=Tissue, A=Air)	Field Filtered Sample (Yes or No)	Perform MS/MSD (Yes or No)	9315_Ra226/PrecSep_21Radium-226 (GFPC) - 21 day decay	9320_Ra228/PrecSep_0Radium-228 (GFPC) 21 day decay	Ra226Ra228_GFPCCombined Radium-226 and Radium-228	Total Number of containers	Special Instructions/Note:
			Preservation Code:								
SCH-SGWA-4 (705-58411-1)	2/19/26	09:38 Eastern	G	Water			X	X	X	2	
SCH-AP1-FD1 (705-58411-2)	2/19/26	Eastern	G	Water			X	X	X	2	
SCH-SGWC-14 (705-58411-3)	2/19/26	10:12 Eastern	G	Water			X	X	X	2	
SCH-AP1-EB-2 (705-58411-4)	2/19/26	10:45 Eastern	G	Water			X	X	X	2	
SCH-SGWC-22 (705-58411-5)	2/19/26	10:00 Eastern	G	Water			X	X	X	2	
SCH-SGWC-23 (705-58411-6)	2/19/26	11:57 Eastern	G	Water			X	X	X	2	
SCH-SGWC-8 (705-58411-7)	2/19/26	13:44 Eastern	G	Water			X	X	X	4	
SCH-SGWA-24 (705-58411-8)	2/19/26	14:01 Eastern	G	Water			X	X	X	2	
SCH-SGWC-6 (705-58411-9)	2/19/26	14:17 Eastern	G	Water			X	X	X	2	

Note: Since laboratory accreditations are subject to change, Eurofins Environment Testing Southeast, LLC places the ownership of method, analyte & accreditation compliance upon our subcontract laboratories. This sample shipment is forwarded under chain-of-custody. If the laboratory does not currently maintain accreditation in the State of Origin listed above for analysis/tests/matrix being analyzed, the samples must be shipped back to the Eurofins Environment Testing Southeast, LLC laboratory or other instructions will be provided. Any changes to accreditation status should be brought to Eurofins Environment Testing Southeast, LLC attention immediately. If all requested accreditations are current to date, return the signed Chain of Custody attesting to said compliance to Eurofins Environment Testing Southeast, LLC.

Possible Hazard Identification	*Sample Disposal (A fee may be assessed if samples are retained longer than 1 month)*
Unconfirmed	☐ *Return To Client* ☐ *Disposal By Lab* ☐ *Archive For* _____ *Months*
Deliverable Requested: I, II, III, IV, Other (specify) Primary Deliverable Rank: 2	Special Instructions/QC Requirements:

Empty Kit Relinquished by:	Date:	Time:	Method of Shipment:

Relinquished by:	Date/Time:	Company	Received by:	Date/Time:	Company
	2/23/26 1700			FEB 24 2026	
Relinquished by:	Date/Time:	Company	Received by: Cheyenne Forrest	Date/Time:	Company
Relinquished by:	Date/Time:	Company	Received by:	Date/Time:	Company

Custody Seals Intact: Δ Yes Δ No	Custody Seal No.:	Cooler Temperature(s) °C and Other Remarks:

Ver: 10/10/2024

Eurofins Atlanta
3080 Presidential Dr
Atlanta, GA 30340
Phone: 770-457-8177 Fax: 770-457-8188

Chain of Custody Record

eurofins | Environment Testing

Client Information (Sub Contract Lab)	Sampler: N/A	Lab PM: Fuller, David	Carrier Tracking No(s): N/A	COC No: 705-104691.2
Client Contact: Shipping/Receiving	Phone: N/A	E-Mail: David.Fuller@et.eurofinsus.com	State of Origin: Georgia	Page: Page 2 of 2
Company: TestAmerica Laboratories, Inc.		Accreditations Required (See note): NELAP - Florida; State - Georgia		Job #: 705-58411-1
Address: 13715 Rider Trail North, ,	Due Date Requested: 3/5/2026			Preservation Codes: -
City: Earth City	TAT Requested (days): N/A			
State, Zip: MO, 63045				
Phone: 314-298-8566(Tel) 314-298-8757(Fax)	PO #: N/A			
Email: N/A	WO #: N/A			
Project Name: CCR - Plant Scherer Ash Pond	Project #: 70504534			
Site: N/A	SSOW#: N/A			Other: N/A

Analysis Requested

Sample Identification - Client ID (Lab ID)	Sample Date	Sample Time	Sample Type (C=comp, G=grab)	Matrix (W=water, S=solid, O=waste/oil, BT=Tissue, A=Air)	Field Filtered Sample (Yes or No)	Perform MS/MSD (Yes or No)	9315_Ra226/PrecSep_21Radium-226 (GFPC) - 21 day decay	9320_Ra228/PrecSep_0Radium-228 (GFPC) 21 day decay	Ra226Ra228_GFPCCombined Radium-226 and Radium-228	Total Number of containers	Special Instructions/Note:
			Preservation Code:								
SCH-SGWA-3 (705-58411-10)	2/19/26	12:17 Eastern	G	Water			X	X	X	2	
SCH-AP1-FB-1 (705-58411-11)	2/19/26	12:25 Eastern	G	Water			X	X	X	2	

Note: Since laboratory accreditations are subject to change, Eurofins Environment Testing Southeast, LLC places the ownership of method, analyte & accreditation compliance upon our subcontract laboratories. This sample shipment is forwarded under chain-of-custody. If the laboratory does not currently maintain accreditation in the State of Origin listed above for analysis/tests/matrix being analyzed, the samples must be shipped back to the Eurofins Environment Testing Southeast, LLC laboratory or other instructions will be provided. Any changes to accreditation status should be brought to Eurofins Environment Testing Southeast, LLC attention immediately. If all requested accreditations are current to date, return the signed Chain of Custody attesting to said compliance to Eurofins Environment Testing Southeast, LLC.

Possible Hazard Identification	*Sample Disposal (A fee may be assessed if samples are retained longer than 1 month)*
Unconfirmed	☐ *Return To Client* ☐ *Disposal By Lab* ☐ *Archive For* _____ *Months*
Deliverable Requested: I, II, III, IV, Other (specify) Primary Deliverable Rank: 2	Special Instructions/QC Requirements:

Empty Kit Relinquished by:	Date:	Time:	Method of Shipment:

Relinquished by:	Date/Time:	Company	Received by:	Date/Time:	Company
	2/23/26 1700			0925 FEB 24 2026	
Relinquished by:	Date/Time:	Company	Received by: Cheyenne Forrest	Date/Time:	Company
Relinquished by:	Date/Time:	Company	Received by:	Date/Time:	Company

Custody Seals Intact: Δ Yes Δ No	Custody Seal No.:	Cooler Temperature(s) °C and Other Remarks:

Ver: 10/10/2024

Eurofins Atlanta
3080 Presidential Dr
Atlanta, GA 30340
Phone: 770-457-8177 Fax: 770-457-8188

Chain of Custody Record

eurofins | Environment Testing

Client Information (Sub Contract Lab)	Sampler: N/A	Lab PM: Fuller, David	Carrier Tracking No(s): N/A	COC No: 705-104691.1
Client Contact: Shipping/Receiving	Phone: N/A	E-Mail: David.Fuller@et.eurofinsus.com	State of Origin: Georgia	Page: Page 1 of 2
Company: TestAmerica Laboratories, Inc.		Accreditations Required (See note): NELAP - Florida; State - Georgia		Job #: 705-58411-1
Address: 13715 Rider Trail North, ,	Due Date Requested: 3/5/2026			Preservation Codes: -
City: Earth City	TAT Requested (days): N/A			
State, Zip: MO, 63045				
Phone: 314-298-8566(Tel) 314-298-8757(Fax)	PO #: N/A			
Email: N/A	WO #: N/A			
Project Name: CCR - Plant Scherer Ash Pond	Project #: 70504534			
Site: N/A	SSOW#: N/A			Other: N/A

Analysis Requested

Sample Identification - Client ID (Lab ID)	Sample Date	Sample Time	Sample Type (C=comp, G=grab)	Matrix (W=water, S=solid, O=waste/oil, BT=Tissue, A=Air)	Field Filtered Sample (Yes or No)	Perform MS/MSD (Yes or No)	9315_Ra226/PrecSep_21Radium-226 (GFPC) - 21 day decay	9320_Ra228/PrecSep_0Radium-228 (GFPC) 21 day decay	Ra226Ra228_GFPCCombined Radium-226 and Radium-228	Total Number of containers	Special Instructions/Note:
			Preservation Code:								
SCH-SGWA-4 (705-58411-1)	2/19/26	09:38 Eastern	G	Water			X	X	X	2	
SCH-AP1-FD1 (705-58411-2)	2/19/26	Eastern	G	Water			X	X	X	2	
SCH-SGWC-14 (705-58411-3)	2/19/26	10:12 Eastern	G	Water			X	X	X	2	
SCH-AP1-EB-2 (705-58411-4)	2/19/26	10:45 Eastern	G	Water			X	X	X	2	
SCH-SGWC-22 (705-58411-5)	2/19/26	10:00 Eastern	G	Water			X	X	X	2	
SCH-SGWC-23 (705-58411-6)	2/19/26	11:57 Eastern	G	Water			X	X	X	2	
SCH-SGWC-8 (705-58411-7)	2/19/26	13:44 Eastern	G	Water			X	X	X	4	
SCH-SGWA-24 (705-58411-8)	2/19/26	14:01 Eastern	G	Water			X	X	X	2	
SCH-SGWC-6 (705-58411-9)	2/19/26	14:17 Eastern	G	Water			X	X	X	2	

Note: Since laboratory accreditations are subject to change, Eurofins Environment Testing Southeast, LLC places the ownership of method, analyte & accreditation compliance upon our subcontract laboratories. This sample shipment is forwarded under chain-of-custody. If the laboratory does not currently maintain accreditation in the State of Origin listed above for analysis/tests/matrix being analyzed, the samples must be shipped back to the Eurofins Environment Testing Southeast, LLC laboratory or other instructions will be provided. Any changes to accreditation status should be brought to Eurofins Environment Testing Southeast, LLC attention immediately. If all requested accreditations are current to date, return the signed Chain of Custody attesting to said compliance to Eurofins Environment Testing Southeast, LLC.

Possible Hazard Identification	*Sample Disposal (A fee may be assessed if samples are retained longer than 1 month)*
Unconfirmed	☐ *Return To Client* ☐ *Disposal By Lab* ☐ *Archive For* _____ *Months*
Deliverable Requested: I, II, III, IV, Other (specify) Primary Deliverable Rank: 2	Special Instructions/QC Requirements:

Empty Kit Relinquished by:	Date:	Time:	Method of Shipment:

Relinquished by:	Date/Time:	Company	Received by:	Date/Time:	Company
	2/23/26 1700		Cheyenne Forrest	FEB 24 2026	
Relinquished by:	Date/Time:	Company	Received by: Cheyenne Forrest	Date/Time:	Company
Relinquished by:	Date/Time:	Company	Received by:	Date/Time:	Company

Custody Seals Intact: Δ Yes Δ No	Custody Seal No.:	Cooler Temperature(s) °C and Other Remarks:

Eurofins Atlanta
3080 Presidential Dr
Atlanta, GA 30340
Phone: 770-457-8177 Fax: 770-457-8188

Chain of Custody Record

eurofins | Environment Testing

Client Information (Sub Contract Lab)	Sampler: N/A	Lab PM: Fuller, David	Carrier Tracking No(s): N/A	COC No: 705-104691.2
Client Contact: Shipping/Receiving	Phone: N/A	E-Mail: David.Fuller@et.eurofinsus.com	State of Origin: Georgia	Page: Page 2 of 2
Company: TestAmerica Laboratories, Inc.		Accreditations Required (See note): NELAP - Florida; State - Georgia		Job #: 705-58411-1
Address: 13715 Rider Trail North, ,	Due Date Requested: 3/5/2026			Preservation Codes: -
City: Earth City	TAT Requested (days): N/A			
State, Zip: MO, 63045				
Phone: 314-298-8566(Tel) 314-298-8757(Fax)	PO #: N/A			
Email: N/A	WO #: N/A			
Project Name: CCR - Plant Scherer Ash Pond	Project #: 70504534			
Site: N/A	SSOW#: N/A			Other: N/A

Analysis Requested

Sample Identification - Client ID (Lab ID)	Sample Date	Sample Time	Sample Type (C=comp, G=grab)	Matrix (W=water, S=solid, O=waste/oil, BT=Tissue, A=Air)	Field Filtered Sample (Yes or No)	Perform MS/MSD (Yes or No)	9315_Ra226/PrecSep_21Radium-226 (GFPC) - 21 day decay	9320_Ra228/PrecSep_0Radium-228 (GFPC) 21 day decay	Ra226Ra228_GFPCCombined Radium-226 and Radium-228	Total Number of containers	Special Instructions/Note:
			Preservation Code:								
SCH-SGWA-3 (705-58411-10)	2/19/26	12:17 Eastern	G	Water			X	X	X	2	
SCH-AP1-FB-1 (705-58411-11)	2/19/26	12:25 Eastern	G	Water			X	X	X	2	

Note: Since laboratory accreditations are subject to change, Eurofins Environment Testing Southeast, LLC places the ownership of method, analyte & accreditation compliance upon our subcontract laboratories. This sample shipment is forwarded under chain-of-custody. If the laboratory does not currently maintain accreditation in the State of Origin listed above for analysis/tests/matrix being analyzed, the samples must be shipped back to the Eurofins Environment Testing Southeast, LLC laboratory or other instructions will be provided. Any changes to accreditation status should be brought to Eurofins Environment Testing Southeast, LLC attention immediately. If all requested accreditations are current to date, return the signed Chain of Custody attesting to said compliance to Eurofins Environment Testing Southeast, LLC.

Possible Hazard Identification *Unconfirmed*	***Sample Disposal (A fee may be assessed if samples are retained longer than 1 month)*** ☐ *Return To Client* ☐ *Disposal By Lab* ☐ *Archive For* _____ *Months*
Deliverable Requested: I, II, III, IV, Other (specify) Primary Deliverable Rank: 2	Special Instructions/QC Requirements:

Empty Kit Relinquished by:	Date:	Time:	Method of Shipment:

Relinquished by:	Date/Time: 2/23/26 1700	Company	Received by:	Date/Time: 0925 FEB 24 2020	Company
Relinquished by:	Date/Time:	Company	Received by: Cheyenne Forrest	Date/Time:	Company
Relinquished by:	Date/Time:	Company	Received by:	Date/Time:	Company

Custody Seals Intact: Δ Yes Δ No	Custody Seal No.:	Cooler Temperature(s) °C and Other Remarks:

Login Sample Receipt Checklist

Client: Southern Company

Job Number: 705-58411-2

Login Number: 58411
List Number: 1
Creator: Sims, Christion

List Source: Eurofins Atlanta

Question	Answer	Comment
The cooler's custody seal, if present, is intact.	True	
The cooler does not appear to have been compromised or tampered with.	True	
Samples were received on ice.	True	
Cooler Temperature is acceptable.	True	
Cooler Temperature is recorded.	True	
COC present.	True	
COC is filled out in ink and legible.	True	
COC is filled out with all pertinent information.	True	
Sample custody seals, if present, are intact.	True	
Sample collection date/times are provided.	True	
The samples do not appear to have been compromised or tampered with.	True	
Containers are not broken or leaking.	True	
There are no discrepancies between the containers received and the COC.	True	
Sample containers have legible labels.	True	
Appropriate sample containers were rec'd and sufficient volume for all analyses.	True	
Samples are received within Holding Time (excluding tests with immediate HTs).	True	
Containers requiring zero headspace have no headspace or bubble is <6mm (1/4").	True	
Is there sufficient air space in bottle for bacteriological analysis.	N/A	

This receipt checklist is generated for all samples received in this Login. It may not be applicable to all Jobs associated with this Login.

Login Sample Receipt Checklist

Client: Southern Company

Job Number: 705-58411-2

Login Number: 58411
List Number: 2
Creator: Forrest, Cheyenne L

List Source: Eurofins St. Louis
List Creation: 02/24/26 11:25 AM

Question	Answer	Comment
Radioactivity wasn't checked or is </= background as measured by a survey meter.	True	
The cooler's custody seal, if present, is intact.	True	
Sample custody seals, if present, are intact.	True	
The cooler or samples do not appear to have been compromised or tampered with.	True	
Samples were received on ice.	N/A	
Cooler Temperature is acceptable.	True	
Cooler Temperature is recorded.	True	
COC is present.	True	
COC is filled out in ink and legible.	True	
COC is filled out with all pertinent information.	True	
Is the Field Sampler's name present on COC?	N/A	
There are no discrepancies between the containers received and the COC.	True	
Samples are received within Holding Time (excluding tests with immediate HTs)	True	
Sample containers have legible labels.	True	
Containers are not broken or leaking.	True	
Sample collection date/times are provided.	True	
Appropriate sample containers are used.	True	
Sample bottles are completely filled.	True	
Sample Preservation Verified.	True	
There is sufficient vol. for all requested analyses, incl. any requested MS/MSDs	True	
Containers requiring zero headspace have no headspace or bubble is <6mm (1/4").	N/A	
Multiphasic samples are not present.	True	
Samples do not require splitting or compositing.	True	
Residual Chlorine Checked.	N/A	

This receipt checklist is generated for all samples received in this Login. It may not be applicable to all Jobs associated with this Login.

Login Sample Receipt Checklist

Client: Southern Company

Job Number: 705-58411-2

Login Number: 58411
List Number: 3
Creator: Forrest, Cheyenne L

List Source: Eurofins St. Louis
List Creation: 02/25/26 10:55 AM

Question	Answer	Comment
Radioactivity wasn't checked or is </= background as measured by a survey meter.	True	
The cooler's custody seal, if present, is intact.	True	
Sample custody seals, if present, are intact.	True	
The cooler or samples do not appear to have been compromised or tampered with.	True	
Samples were received on ice.	N/A	
Cooler Temperature is acceptable.	True	
Cooler Temperature is recorded.	True	
COC is present.	True	
COC is filled out in ink and legible.	True	
COC is filled out with all pertinent information.	True	
Is the Field Sampler's name present on COC?	N/A	
There are no discrepancies between the containers received and the COC.	True	
Samples are received within Holding Time (excluding tests with immediate HTs)	True	
Sample containers have legible labels.	True	
Containers are not broken or leaking.	True	
Sample collection date/times are provided.	True	
Appropriate sample containers are used.	True	
Sample bottles are completely filled.	True	
Sample Preservation Verified.	True	
There is sufficient vol. for all requested analyses, incl. any requested MS/MSDs	True	
Containers requiring zero headspace have no headspace or bubble is <6mm (1/4").	N/A	
Multiphasic samples are not present.	True	
Samples do not require splitting or compositing.	True	
Residual Chlorine Checked.	N/A	

This receipt checklist is generated for all samples received in this Login. It may not be applicable to all Jobs associated with this Login.

Definitions/Glossary

Client: Southern Company
Project/Site: CCR - Plant Scherer Ash Pond

Job ID: 705-58411-2

Qualifiers

Rad

Qualifier	Qualifier Description
U	Result is less than the sample detection limit.

Glossary

Abbreviation	These commonly used abbreviations may or may not be present in this report.
☼	Listed under the "D" column to designate that the result is reported on a dry weight basis
%R	Percent Recovery
CFL	Contains Free Liquid
CFU	Colony Forming Unit
CNF	Contains No Free Liquid
DER	Duplicate Error Ratio (normalized absolute difference)
Dil Fac	Dilution Factor
DL	Detection Limit (DoD/DOE)
DL, RA, RE, IN	Indicates a Dilution, Re-analysis, Re-extraction, or additional Initial metals/anion analysis of the sample
DLC	Decision Level Concentration (Radiochemistry)
EDL	Estimated Detection Limit (Dioxin)
LOD	Limit of Detection (DoD/DOE)
LOQ	Limit of Quantitation (DoD/DOE)
MCL	EPA recommended "Maximum Contaminant Level"
MDA	Minimum Detectable Activity (Radiochemistry)
MDC	Minimum Detectable Concentration (Radiochemistry)
MDL	Method Detection Limit
ML	Minimum Level (Dioxin)
MPN	Most Probable Number
MQL	Method Quantitation Limit
NC	Not Calculated
ND	Not Detected at the reporting limit (or MDL or EDL if shown)
NEG	Negative / Absent
POS	Positive / Present
PQL	Practical Quantitation Limit
PRES	Presumptive
QC	Quality Control
RER	Relative Error Ratio (Radiochemistry)
RL	Reporting Limit or Requested Limit (Radiochemistry)
RPD	Relative Percent Difference, a measure of the relative difference between two points
TEF	Toxicity Equivalent Factor (Dioxin)
TEQ	Toxicity Equivalent Quotient (Dioxin)
TNTC	Too Numerous To Count

Job Narrative
705-58411-2

Revision 1
The report being provided is a revision of the original report sent on 3/27/2026. The report is being revised in order to correct the Client Sample ID for the FD-1 sample in this submittal.

The analytical test results presented in this report meet all requirements of the associated regulatory program listed on the Accreditation/Certification Summary Page, unless otherwise noted. Data qualifiers and/or narrative comments are included to explain any exceptions, if applicable. Regulated compliance samples (e.g. SDWA, NPDES) must comply with associated agency requirements/permits.

- Matrix-specific batch QC (e.g., MS, MSD, SD) may not be reported when insufficient sample volume is available or when site-specific QC samples are not submitted. In such cases, a Laboratory Control Sample Duplicate (LCSD) may be analyzed to provide precision data for the batch.
- For samples analyzed using surrogate and/or isotope dilution analytes, any recoveries falling outside of established acceptance criteria are re-prepared and/or re-analyzed to confirm results, unless the deviation is due to sample dilution or otherwise explained in the case narrative.

Receipt
The samples were received on 2/20/2026 3:05 PM. Unless otherwise noted below, the samples arrived in good condition, and, where required, properly preserved and on ice. The temperatures of the 5 coolers at receipt time were 0.1°C, 0.2°C, 0.4°C, 0.5°C and 2.0°C.

Gas Flow Proportional Counter
No additional analytical or quality issues were noted, other than those described above or in the Definitions/ Glossary page.

Rad
No additional analytical or quality issues were noted, other than those described above or in the Definitions/ Glossary page.

Detection Summary

Client: Southern Company
Project/Site: CCR - Plant Scherer Ash Pond

Job ID: 705-58411-2

Client Sample ID: SCH-SGWA-4 — Lab Sample ID: 705-58411-1

No Detections.

Client Sample ID: SCH-AP1-FD-1 — Lab Sample ID: 705-58411-2

No Detections.

Client Sample ID: SCH-SGWC-14 — Lab Sample ID: 705-58411-3

No Detections.

Client Sample ID: SCH-AP1-EB-2 — Lab Sample ID: 705-58411-4

No Detections.

Client Sample ID: SCH-SGWC-22 — Lab Sample ID: 705-58411-5

No Detections.

Client Sample ID: SCH-SGWC-23 — Lab Sample ID: 705-58411-6

No Detections.

Client Sample ID: SCH-SGWC-8 — Lab Sample ID: 705-58411-7

No Detections.

Client Sample ID: SCH-SGWA-24 — Lab Sample ID: 705-58411-8

No Detections.

Client Sample ID: SCH-SGWC-6 — Lab Sample ID: 705-58411-9

No Detections.

Client Sample ID: SCH-SGWA-3 — Lab Sample ID: 705-58411-10

No Detections.

Client Sample ID: SCH-AP1-FB-1 — Lab Sample ID: 705-58411-11

No Detections.

This Detection Summary does not include radiochemical test results.

Client Sample Results

Client: Southern Company
Project/Site: CCR - Plant Scherer Ash Pond

Job ID: 705-58411-2

Client Sample ID: SCH-SGWA-4

Lab Sample ID: 705-58411-1
Matrix: Water

Date Collected: 02/19/26 09:38
Date Received: 02/20/26 15:05

Method: SW846 9315 - Radium-226 (GFPC)

Analyte	Result	Qualifier	Count Uncert. (2σ+/-)	Total Uncert. (2σ+/-)	RL	MDC	Unit	Prepared	Analyzed	Dil Fac
Radium-226	0.0273	U	0.134	0.134	1.00	0.258	pCi/L	03/02/26 06:29	03/24/26 17:14	1

Carrier	*%Yield*	*Qualifier*	*Limits*	*Prepared*	*Analyzed*	*Dil Fac*
Ba Carrier	*86.6*		*30 - 110*	*03/02/26 06:29*	*03/24/26 17:14*	*1*

Method: SW846 9320 - Radium-228 (GFPC)

Analyte	Result	Qualifier	Count Uncert. (2σ+/-)	Total Uncert. (2σ+/-)	RL	MDC	Unit	Prepared	Analyzed	Dil Fac
Radium-228	0.331	U	0.381	0.382	1.00	0.626	pCi/L	03/02/26 06:38	03/23/26 11:57	1

Carrier	*%Yield*	*Qualifier*	*Limits*	*Prepared*	*Analyzed*	*Dil Fac*
Ba Carrier	*86.6*		*30 - 110*	*03/02/26 06:38*	*03/23/26 11:57*	*1*
Y Carrier	*79.6*		*30 - 110*	*03/02/26 06:38*	*03/23/26 11:57*	*1*

Method: TAL-STL Ra226_Ra228 - Combined Radium-226 and Radium-228

Analyte	Result	Qualifier	Count Uncert. (2σ+/-)	Total Uncert. (2σ+/-)	RL	MDC	Unit	Prepared	Analyzed	Dil Fac
Combined Radium 226 + 228	0.358	U	0.404	0.405	5.00	0.626	pCi/L		03/25/26 15:04	1

Client Sample ID: SCH-AP1-FD-1

Lab Sample ID: 705-58411-2
Matrix: Water

Date Collected: 02/19/26 00:00
Date Received: 02/20/26 15:05

Method: SW846 9315 - Radium-226 (GFPC)

Analyte	Result	Qualifier	Count Uncert. (2σ+/-)	Total Uncert. (2σ+/-)	RL	MDC	Unit	Prepared	Analyzed	Dil Fac
Radium-226	-0.00501	U	0.164	0.164	1.00	0.322	pCi/L	03/02/26 06:29	03/24/26 17:15	1

Carrier	*%Yield*	*Qualifier*	*Limits*	*Prepared*	*Analyzed*	*Dil Fac*
Ba Carrier	*84.0*		*30 - 110*	*03/02/26 06:29*	*03/24/26 17:15*	*1*

Method: SW846 9320 - Radium-228 (GFPC)

Analyte	Result	Qualifier	Count Uncert. (2σ+/-)	Total Uncert. (2σ+/-)	RL	MDC	Unit	Prepared	Analyzed	Dil Fac
Radium-228	0.0324	U	0.375	0.375	1.00	0.691	pCi/L	03/02/26 06:38	03/23/26 11:57	1

Carrier	*%Yield*	*Qualifier*	*Limits*	*Prepared*	*Analyzed*	*Dil Fac*
Ba Carrier	*84.0*		*30 - 110*	*03/02/26 06:38*	*03/23/26 11:57*	*1*
Y Carrier	*77.8*		*30 - 110*	*03/02/26 06:38*	*03/23/26 11:57*	*1*

Client Sample Results

Client: Southern Company
Project/Site: CCR - Plant Scherer Ash Pond

Job ID: 705-58411-2

Client Sample ID: SCH-AP1-FD-1

Lab Sample ID: 705-58411-2
Date Collected: 02/19/26 00:00
Matrix: Water
Date Received: 02/20/26 15:05

Method: TAL-STL Ra226_Ra228 - Combined Radium-226 and Radium-228

Analyte	Result	Qualifier	Count Uncert. (2σ+/-)	Total Uncert. (2σ+/-)	RL	MDC	Unit	Prepared	Analyzed	Dil Fac
Combined Radium 226 + 228	0.0274	U	0.409	0.409	5.00	0.691	pCi/L		03/25/26 15:04	1

Client Sample ID: SCH-SGWC-14

Lab Sample ID: 705-58411-3
Date Collected: 02/19/26 10:12
Matrix: Water
Date Received: 02/20/26 15:05

Method: SW846 9315 - Radium-226 (GFPC)

Analyte	Result	Qualifier	Count Uncert. (2σ+/-)	Total Uncert. (2σ+/-)	RL	MDC	Unit	Prepared	Analyzed	Dil Fac
Radium-226	-0.0406	U	0.135	0.135	1.00	0.295	pCi/L	03/02/26 06:29	03/24/26 17:07	1

Carrier	*%Yield*	*Qualifier*	*Limits*	*Prepared*	*Analyzed*	*Dil Fac*
Ba Carrier	*72.6*		*30 - 110*	*03/02/26 06:29*	*03/24/26 17:07*	*1*

Method: SW846 9320 - Radium-228 (GFPC)

Analyte	Result	Qualifier	Count Uncert. (2σ+/-)	Total Uncert. (2σ+/-)	RL	MDC	Unit	Prepared	Analyzed	Dil Fac
Radium-228	0.422	U	0.528	0.530	1.00	0.876	pCi/L	03/02/26 06:38	03/23/26 11:57	1

Carrier	*%Yield*	*Qualifier*	*Limits*	*Prepared*	*Analyzed*	*Dil Fac*
Ba Carrier	*72.6*		*30 - 110*	*03/02/26 06:38*	*03/23/26 11:57*	*1*
Y Carrier	*80.7*		*30 - 110*	*03/02/26 06:38*	*03/23/26 11:57*	*1*

Method: TAL-STL Ra226_Ra228 - Combined Radium-226 and Radium-228

Analyte	Result	Qualifier	Count Uncert. (2σ+/-)	Total Uncert. (2σ+/-)	RL	MDC	Unit	Prepared	Analyzed	Dil Fac
Combined Radium 226 + 228	0.382	U	0.545	0.547	5.00	0.876	pCi/L		03/25/26 15:04	1

Client Sample ID: SCH-AP1-EB-2

Lab Sample ID: 705-58411-4
Date Collected: 02/19/26 10:45
Matrix: Water
Date Received: 02/20/26 15:05

Method: SW846 9315 - Radium-226 (GFPC)

Analyte	Result	Qualifier	Count Uncert. (2σ+/-)	Total Uncert. (2σ+/-)	RL	MDC	Unit	Prepared	Analyzed	Dil Fac
Radium-226	0.0844	U	0.165	0.165	1.00	0.291	pCi/L	03/02/26 06:29	03/24/26 17:08	1

Carrier	*%Yield*	*Qualifier*	*Limits*	*Prepared*	*Analyzed*	*Dil Fac*
Ba Carrier	*81.4*		*30 - 110*	*03/02/26 06:29*	*03/24/26 17:08*	*1*

Client Sample Results

Client: Southern Company
Project/Site: CCR - Plant Scherer Ash Pond

Job ID: 705-58411-2

Client Sample ID: SCH-AP1-EB-2

Lab Sample ID: 705-58411-4
Matrix: Water

Date Collected: 02/19/26 10:45
Date Received: 02/20/26 15:05

Method: SW846 9320 - Radium-228 (GFPC)

Analyte	Result	Qualifier	Count Uncert. (2σ+/-)	Total Uncert. (2σ+/-)	RL	MDC	Unit	Prepared	Analyzed	Dil Fac
Radium-228	0.179	U	0.403	0.403	1.00	0.702	pCi/L	03/02/26 06:38	03/23/26 11:57	1

Carrier	*%Yield*	*Qualifier*	*Limits*	*Prepared*	*Analyzed*	*Dil Fac*
Ba Carrier	*81.4*		*30 - 110*	*03/02/26 06:38*	*03/23/26 11:57*	*1*
Y Carrier	*80.4*		*30 - 110*	*03/02/26 06:38*	*03/23/26 11:57*	*1*

Method: TAL-STL Ra226_Ra228 - Combined Radium-226 and Radium-228

Analyte	Result	Qualifier	Count Uncert. (2σ+/-)	Total Uncert. (2σ+/-)	RL	MDC	Unit	Prepared	Analyzed	Dil Fac
Combined Radium 226 + 228	0.264	U	0.435	0.435	5.00	0.702	pCi/L		03/25/26 15:04	1

Client Sample ID: SCH-SGWC-22

Lab Sample ID: 705-58411-5
Matrix: Water

Date Collected: 02/19/26 10:00
Date Received: 02/20/26 15:05

Method: SW846 9315 - Radium-226 (GFPC)

Analyte	Result	Qualifier	Count Uncert. (2σ+/-)	Total Uncert. (2σ+/-)	RL	MDC	Unit	Prepared	Analyzed	Dil Fac
Radium-226	-0.0382	U	0.0977	0.0977	1.00	0.234	pCi/L	03/02/26 06:29	03/24/26 17:09	1

Carrier	*%Yield*	*Qualifier*	*Limits*	*Prepared*	*Analyzed*	*Dil Fac*
Ba Carrier	*77.1*		*30 - 110*	*03/02/26 06:29*	*03/24/26 17:09*	*1*

Method: SW846 9320 - Radium-228 (GFPC)

Analyte	Result	Qualifier	Count Uncert. (2σ+/-)	Total Uncert. (2σ+/-)	RL	MDC	Unit	Prepared	Analyzed	Dil Fac
Radium-228	0.430	U	0.481	0.482	1.00	0.787	pCi/L	03/02/26 06:38	03/23/26 11:57	1

Carrier	*%Yield*	*Qualifier*	*Limits*	*Prepared*	*Analyzed*	*Dil Fac*
Ba Carrier	*77.1*		*30 - 110*	*03/02/26 06:38*	*03/23/26 11:57*	*1*
Y Carrier	*77.8*		*30 - 110*	*03/02/26 06:38*	*03/23/26 11:57*	*1*

Method: TAL-STL Ra226_Ra228 - Combined Radium-226 and Radium-228

Analyte	Result	Qualifier	Count Uncert. (2σ+/-)	Total Uncert. (2σ+/-)	RL	MDC	Unit	Prepared	Analyzed	Dil Fac
Combined Radium 226 + 228	0.391	U	0.491	0.492	5.00	0.787	pCi/L		03/25/26 15:04	1

Client Sample Results

Client: Southern Company
Project/Site: CCR - Plant Scherer Ash Pond

Job ID: 705-58411-2

Client Sample ID: SCH-SGWC-23

Lab Sample ID: 705-58411-6
Matrix: Water

Date Collected: 02/19/26 11:57
Date Received: 02/20/26 15:05

Method: SW846 9315 - Radium-226 (GFPC)

Analyte	Result	Qualifier	Count Uncert. (2σ+/-)	Total Uncert. (2σ+/-)	RL	MDC	Unit	Prepared	Analyzed	Dil Fac
Radium-226	0.0402	U	0.135	0.135	1.00	0.255	pCi/L	03/02/26 06:25	03/25/26 18:29	1

Carrier	*%Yield*	*Qualifier*	*Limits*	*Prepared*	*Analyzed*	*Dil Fac*
Ba Carrier	*81.1*		*30 - 110*	*03/02/26 06:25*	*03/25/26 18:29*	*1*

Method: SW846 9320 - Radium-228 (GFPC)

Analyte	Result	Qualifier	Count Uncert. (2σ+/-)	Total Uncert. (2σ+/-)	RL	MDC	Unit	Prepared	Analyzed	Dil Fac
Radium-228	0.361	U	0.452	0.453	1.00	0.750	pCi/L	03/02/26 06:28	03/24/26 11:54	1

Carrier	*%Yield*	*Qualifier*	*Limits*	*Prepared*	*Analyzed*	*Dil Fac*
Ba Carrier	*81.1*		*30 - 110*	*03/02/26 06:28*	*03/24/26 11:54*	*1*
Y Carrier	*82.6*		*30 - 110*	*03/02/26 06:28*	*03/24/26 11:54*	*1*

Method: TAL-STL Ra226_Ra228 - Combined Radium-226 and Radium-228

Analyte	Result	Qualifier	Count Uncert. (2σ+/-)	Total Uncert. (2σ+/-)	RL	MDC	Unit	Prepared	Analyzed	Dil Fac
Combined Radium 226 + 228	0.401	U	0.472	0.473	5.00	0.750	pCi/L		03/26/26 16:10	1

Client Sample ID: SCH-SGWC-8

Lab Sample ID: 705-58411-7
Matrix: Water

Date Collected: 02/19/26 13:44
Date Received: 02/20/26 15:05

Method: SW846 9315 - Radium-226 (GFPC)

Analyte	Result	Qualifier	Count Uncert. (2σ+/-)	Total Uncert. (2σ+/-)	RL	MDC	Unit	Prepared	Analyzed	Dil Fac
Radium-226	**0.438**		0.205	0.208	1.00	0.228	pCi/L	03/02/26 06:25	03/25/26 18:29	1

Carrier	*%Yield*	*Qualifier*	*Limits*	*Prepared*	*Analyzed*	*Dil Fac*
Ba Carrier	*80.9*		*30 - 110*	*03/02/26 06:25*	*03/25/26 18:29*	*1*

Method: SW846 9320 - Radium-228 (GFPC)

Analyte	Result	Qualifier	Count Uncert. (2σ+/-)	Total Uncert. (2σ+/-)	RL	MDC	Unit	Prepared	Analyzed	Dil Fac
Radium-228	**1.82**		0.586	0.609	1.00	0.730	pCi/L	03/02/26 06:28	03/24/26 11:54	1

Carrier	*%Yield*	*Qualifier*	*Limits*	*Prepared*	*Analyzed*	*Dil Fac*
Ba Carrier	*80.9*		*30 - 110*	*03/02/26 06:28*	*03/24/26 11:54*	*1*
Y Carrier	*85.6*		*30 - 110*	*03/02/26 06:28*	*03/24/26 11:54*	*1*

Client Sample Results

Client: Southern Company
Project/Site: CCR - Plant Scherer Ash Pond

Job ID: 705-58411-2

Client Sample ID: SCH-SGWC-8

Lab Sample ID: 705-58411-7
Date Collected: 02/19/26 13:44
Matrix: Water
Date Received: 02/20/26 15:05

Method: TAL-STL Ra226_Ra228 - Combined Radium-226 and Radium-228

Analyte	Result	Qualifier	Count Uncert. (2σ+/-)	Total Uncert. (2σ+/-)	RL	MDC	Unit	Prepared	Analyzed	Dil Fac
Combined Radium 226 + 228	2.26		0.621	0.644	5.00	0.730	pCi/L		03/26/26 16:10	1

Client Sample ID: SCH-SGWA-24

Lab Sample ID: 705-58411-8
Date Collected: 02/19/26 14:01
Matrix: Water
Date Received: 02/20/26 15:05

Method: SW846 9315 - Radium-226 (GFPC)

Analyte	Result	Qualifier	Count Uncert. (2σ+/-)	Total Uncert. (2σ+/-)	RL	MDC	Unit	Prepared	Analyzed	Dil Fac
Radium-226	-0.0201	U	0.0981	0.0981	1.00	0.218	pCi/L	03/02/26 06:25	03/25/26 18:29	1

Carrier	*%Yield*	*Qualifier*	*Limits*	*Prepared*	*Analyzed*	*Dil Fac*
Ba Carrier	*88.6*		*30 - 110*	*03/02/26 06:25*	*03/25/26 18:29*	*1*

Method: SW846 9320 - Radium-228 (GFPC)

Analyte	Result	Qualifier	Count Uncert. (2σ+/-)	Total Uncert. (2σ+/-)	RL	MDC	Unit	Prepared	Analyzed	Dil Fac
Radium-228	0.211	U	0.372	0.372	1.00	0.635	pCi/L	03/02/26 06:28	03/24/26 11:54	1

Carrier	*%Yield*	*Qualifier*	*Limits*	*Prepared*	*Analyzed*	*Dil Fac*
Ba Carrier	*88.6*		*30 - 110*	*03/02/26 06:28*	*03/24/26 11:54*	*1*
Y Carrier	*87.5*		*30 - 110*	*03/02/26 06:28*	*03/24/26 11:54*	*1*

Method: TAL-STL Ra226_Ra228 - Combined Radium-226 and Radium-228

Analyte	Result	Qualifier	Count Uncert. (2σ+/-)	Total Uncert. (2σ+/-)	RL	MDC	Unit	Prepared	Analyzed	Dil Fac
Combined Radium 226 + 228	0.191	U	0.385	0.385	5.00	0.635	pCi/L		03/26/26 16:10	1

Client Sample ID: SCH-SGWC-6

Lab Sample ID: 705-58411-9
Date Collected: 02/19/26 14:17
Matrix: Water
Date Received: 02/20/26 15:05

Method: SW846 9315 - Radium-226 (GFPC)

Analyte	Result	Qualifier	Count Uncert. (2σ+/-)	Total Uncert. (2σ+/-)	RL	MDC	Unit	Prepared	Analyzed	Dil Fac
Radium-226	0.0774	U	0.125	0.125	1.00	0.217	pCi/L	03/02/26 06:25	03/25/26 18:29	1

Carrier	*%Yield*	*Qualifier*	*Limits*	*Prepared*	*Analyzed*	*Dil Fac*
Ba Carrier	*84.0*		*30 - 110*	*03/02/26 06:25*	*03/25/26 18:29*	*1*

Client Sample Results

Client: Southern Company
Project/Site: CCR - Plant Scherer Ash Pond

Job ID: 705-58411-2

Client Sample ID: SCH-SGWC-6

Lab Sample ID: 705-58411-9
Matrix: Water

Date Collected: 02/19/26 14:17
Date Received: 02/20/26 15:05

Method: SW846 9320 - Radium-228 (GFPC)

Analyte	Result	Qualifier	Count Uncert. (2σ+/-)	Total Uncert. (2σ+/-)	RL	MDC	Unit	Prepared	Analyzed	Dil Fac
Radium-228	-0.00760	U	0.365	0.365	1.00	0.677	pCi/L	03/02/26 06:28	03/24/26 11:54	1

Carrier	*%Yield*	*Qualifier*	*Limits*	*Prepared*	*Analyzed*	*Dil Fac*
Ba Carrier	*84.0*		*30 - 110*	*03/02/26 06:28*	*03/24/26 11:54*	*1*
Y Carrier	*83.0*		*30 - 110*	*03/02/26 06:28*	*03/24/26 11:54*	*1*

Method: TAL-STL Ra226_Ra228 - Combined Radium-226 and Radium-228

Analyte	Result	Qualifier	Count Uncert. (2σ+/-)	Total Uncert. (2σ+/-)	RL	MDC	Unit	Prepared	Analyzed	Dil Fac
Combined Radium 226 + 228	0.0698	U	0.386	0.386	5.00	0.677	pCi/L		03/26/26 16:10	1

Client Sample ID: SCH-SGWA-3

Lab Sample ID: 705-58411-10
Matrix: Water

Date Collected: 02/19/26 12:17
Date Received: 02/20/26 15:05

Method: SW846 9315 - Radium-226 (GFPC)

Analyte	Result	Qualifier	Count Uncert. (2σ+/-)	Total Uncert. (2σ+/-)	RL	MDC	Unit	Prepared	Analyzed	Dil Fac
Radium-226	-0.0271	U	0.158	0.158	1.00	0.335	pCi/L	03/02/26 06:25	03/25/26 18:30	1

Carrier	*%Yield*	*Qualifier*	*Limits*	*Prepared*	*Analyzed*	*Dil Fac*
Ba Carrier	*62.3*		*30 - 110*	*03/02/26 06:25*	*03/25/26 18:30*	*1*

Method: SW846 9320 - Radium-228 (GFPC)

Analyte	Result	Qualifier	Count Uncert. (2σ+/-)	Total Uncert. (2σ+/-)	RL	MDC	Unit	Prepared	Analyzed	Dil Fac
Radium-228	0.0513	U	0.532	0.532	1.00	0.966	pCi/L	03/02/26 06:28	03/24/26 11:54	1

Carrier	*%Yield*	*Qualifier*	*Limits*	*Prepared*	*Analyzed*	*Dil Fac*
Ba Carrier	*62.3*		*30 - 110*	*03/02/26 06:28*	*03/24/26 11:54*	*1*
Y Carrier	*81.1*		*30 - 110*	*03/02/26 06:28*	*03/24/26 11:54*	*1*

Method: TAL-STL Ra226_Ra228 - Combined Radium-226 and Radium-228

Analyte	Result	Qualifier	Count Uncert. (2σ+/-)	Total Uncert. (2σ+/-)	RL	MDC	Unit	Prepared	Analyzed	Dil Fac
Combined Radium 226 + 228	0.0242	U	0.555	0.555	5.00	0.966	pCi/L		03/26/26 16:10	1

Client Sample Results

Client: Southern Company
Project/Site: CCR - Plant Scherer Ash Pond

Job ID: 705-58411-2

Client Sample ID: SCH-AP1-FB-1

Date Collected: 02/19/26 12:25
Date Received: 02/20/26 15:05

Lab Sample ID: 705-58411-11

Matrix: Water

Method: SW846 9315 - Radium-226 (GFPC)

Analyte	Result	Qualifier	Count Uncert. (2σ+/-)	Total Uncert. (2σ+/-)	RL	MDC	Unit	Prepared	Analyzed	Dil Fac
Radium-226	-0.0576	U	0.161	0.161	1.00	0.337	pCi/L	03/02/26 06:25	03/25/26 18:30	1

Carrier	*%Yield*	*Qualifier*	*Limits*	*Prepared*	*Analyzed*	*Dil Fac*
Ba Carrier	*77.7*		*30 - 110*	*03/02/26 06:25*	*03/25/26 18:30*	*1*

Method: SW846 9320 - Radium-228 (GFPC)

Analyte	Result	Qualifier	Count Uncert. (2σ+/-)	Total Uncert. (2σ+/-)	RL	MDC	Unit	Prepared	Analyzed	Dil Fac
Radium-228	0.474	U	0.558	0.560	1.00	0.920	pCi/L	03/02/26 06:28	03/24/26 11:54	1

Carrier	*%Yield*	*Qualifier*	*Limits*	*Prepared*	*Analyzed*	*Dil Fac*
Ba Carrier	*77.7*		*30 - 110*	*03/02/26 06:28*	*03/24/26 11:54*	*1*
Y Carrier	*78.1*		*30 - 110*	*03/02/26 06:28*	*03/24/26 11:54*	*1*

Method: TAL-STL Ra226_Ra228 - Combined Radium-226 and Radium-228

Analyte	Result	Qualifier	Count Uncert. (2σ+/-)	Total Uncert. (2σ+/-)	RL	MDC	Unit	Prepared	Analyzed	Dil Fac
Combined Radium 226 + 228	0.417	U	0.581	0.583	5.00	0.920	pCi/L		03/26/26 16:10	1

Tracer/Carrier Summary

Client: Southern Company
Project/Site: CCR - Plant Scherer Ash Pond

Job ID: 705-58411-2

Method: 9315 - Radium-226 (GFPC)

Matrix: Water **Prep Type: Total/NA**

		Percent Yield (Acceptance Limits)						
		Ba						
Lab Sample ID	Client Sample ID	(30-110)						
705-58411-1	SCH-SGWA-4	86.6						
705-58411-2	SCH-AP1-FD-1	84.0						
705-58411-2 DU	SCH-AP1-FD-1	86.6						
705-58411-3	SCH-SGWC-14	72.6						
705-58411-4	SCH-AP1-EB-2	81.4						
705-58411-5	SCH-SGWC-22	77.1						
705-58411-6	SCH-SGWC-23	81.1						
705-58411-7	SCH-SGWC-8	80.9						
705-58411-8	SCH-SGWA-24	88.6						
705-58411-8 DU	SCH-SGWA-24	81.4						
705-58411-9	SCH-SGWC-6	84.0						
705-58411-10	SCH-SGWA-3	62.3						
705-58411-11	SCH-AP1-FB-1	77.7						
LCS 160-759241/2-A	Lab Control Sample	83.7						
LCS 160-759243/2-A	Lab Control Sample	82.9						
MB 160-759241/1-A	Method Blank	82.0						
MB 160-759243/1-A	Method Blank	85.1						

Tracer/Carrier Legend

Ba = Ba Carrier

Method: 9320 - Radium-228 (GFPC)

Matrix: Water **Prep Type: Total/NA**

		Percent Yield (Acceptance Limits)						
		Ba	Y					
Lab Sample ID	Client Sample ID	(30-110)	(30-110)					
705-58411-1	SCH-SGWA-4	86.6	79.6					
705-58411-2	SCH-AP1-FD-1	84.0	77.8					
705-58411-2 DU	SCH-AP1-FD-1	86.6	79.3					
705-58411-3	SCH-SGWC-14	72.6	80.7					
705-58411-4	SCH-AP1-EB-2	81.4	80.4					
705-58411-5	SCH-SGWC-22	77.1	77.8					
705-58411-6	SCH-SGWC-23	81.1	82.6					
705-58411-7	SCH-SGWC-8	80.9	85.6					
705-58411-8	SCH-SGWA-24	88.6	87.5					
705-58411-8 DU	SCH-SGWA-24	81.4	87.1					
705-58411-9	SCH-SGWC-6	84.0	83.0					
705-58411-10	SCH-SGWA-3	62.3	81.1					
705-58411-11	SCH-AP1-FB-1	77.7	78.1					
LCS 160-759242/2-A	Lab Control Sample	83.7	82.2					
LCS 160-759244/2-A	Lab Control Sample	82.9	84.9					
MB 160-759242/1-A	Method Blank	82.0	80.7					
MB 160-759244/1-A	Method Blank	85.1	82.6					

Tracer/Carrier Legend

Ba = Ba Carrier
Y = Y Carrier

Method Summary

Client: Southern Company
Project/Site: CCR - Plant Scherer Ash Pond

Job ID: 705-58411-2

Method	Method Description	Protocol	Laboratory
9315	Radium-226 (GFPC)	SW846	EET SL
9320	Radium-228 (GFPC)	SW846	EET SL
Ra226_Ra228	Combined Radium-226 and Radium-228	TAL-STL	EET SL
PrecSep_0	Preparation, Precipitate Separation	None	EET SL
PrecSep-21	Preparation, Precipitate Separation (21-Day In-Growth)	None	EET SL

Protocol References:

None = None

SW846 = "Test Methods For Evaluating Solid Waste, Physical/Chemical Methods", Third Edition, November 1986 And Its Updates.

TAL-STL = TestAmerica Laboratories, St. Louis, Facility Standard Operating Procedure.

Laboratory References:

EET SL = Eurofins St. Louis, 13715 Rider Trail North, Earth City, MO 63045, TEL (314)298-8566

Lab Chronicle

Client: Southern Company
Project/Site: CCR - Plant Scherer Ash Pond

Job ID: 705-58411-2

Client Sample ID: SCH-SGWA-4
Date Collected: 02/19/26 09:38
Date Received: 02/20/26 15:05

Lab Sample ID: 705-58411-1
Matrix: Water

Prep Type	Batch Type	Batch Method	Run	Dilution Factor	Batch Number	Analyst	Lab	Prepared or Analyzed
Total/NA	Prep	PrecSep-21			759243	AMS	EET SL	03/02/26 06:29
Total/NA	Analysis	9315		1	762823	SWS	EET SL	03/24/26 17:14
Total/NA	Prep	PrecSep_0			759244	AMS	EET SL	03/02/26 06:38
Total/NA	Analysis	9320		1	762550	SWS	EET SL	03/23/26 11:57
Total/NA	Analysis	Ra226_Ra228		1	762845	FLC	EET SL	03/25/26 15:04

Client Sample ID: SCH-AP1-FD-1
Date Collected: 02/19/26 00:00
Date Received: 02/20/26 15:05

Lab Sample ID: 705-58411-2
Matrix: Water

Prep Type	Batch Type	Batch Method	Run	Dilution Factor	Batch Number	Analyst	Lab	Prepared or Analyzed
Total/NA	Prep	PrecSep-21			759243	AMS	EET SL	03/02/26 06:29
Total/NA	Analysis	9315		1	762823	SWS	EET SL	03/24/26 17:15
Total/NA	Prep	PrecSep_0			759244	AMS	EET SL	03/02/26 06:38
Total/NA	Analysis	9320		1	762550	SWS	EET SL	03/23/26 11:57
Total/NA	Analysis	Ra226_Ra228		1	762845	FLC	EET SL	03/25/26 15:04

Client Sample ID: SCH-SGWC-14
Date Collected: 02/19/26 10:12
Date Received: 02/20/26 15:05

Lab Sample ID: 705-58411-3
Matrix: Water

Prep Type	Batch Type	Batch Method	Run	Dilution Factor	Batch Number	Analyst	Lab	Prepared or Analyzed
Total/NA	Prep	PrecSep-21			759243	AMS	EET SL	03/02/26 06:29
Total/NA	Analysis	9315		1	762761	SWS	EET SL	03/24/26 17:07
Total/NA	Prep	PrecSep_0			759244	AMS	EET SL	03/02/26 06:38
Total/NA	Analysis	9320		1	762550	SWS	EET SL	03/23/26 11:57
Total/NA	Analysis	Ra226_Ra228		1	762845	FLC	EET SL	03/25/26 15:04

Client Sample ID: SCH-AP1-EB-2
Date Collected: 02/19/26 10:45
Date Received: 02/20/26 15:05

Lab Sample ID: 705-58411-4
Matrix: Water

Prep Type	Batch Type	Batch Method	Run	Dilution Factor	Batch Number	Analyst	Lab	Prepared or Analyzed
Total/NA	Prep	PrecSep-21			759243	AMS	EET SL	03/02/26 06:29
Total/NA	Analysis	9315		1	762761	SWS	EET SL	03/24/26 17:08
Total/NA	Prep	PrecSep_0			759244	AMS	EET SL	03/02/26 06:38
Total/NA	Analysis	9320		1	762550	SWS	EET SL	03/23/26 11:57
Total/NA	Analysis	Ra226_Ra228		1	762845	FLC	EET SL	03/25/26 15:04

Lab Chronicle

Client: Southern Company
Project/Site: CCR - Plant Scherer Ash Pond

Job ID: 705-58411-2

Client Sample ID: SCH-SGWC-22

Lab Sample ID: 705-58411-5
Date Collected: 02/19/26 10:00
Matrix: Water
Date Received: 02/20/26 15:05

Prep Type	Batch Type	Batch Method	Run	Dilution Factor	Batch Number	Analyst	Lab	Prepared or Analyzed
Total/NA	Prep	PrecSep-21			759243	AMS	EET SL	03/02/26 06:29
Total/NA	Analysis	9315		1	762761	SWS	EET SL	03/24/26 17:09
Total/NA	Prep	PrecSep_0			759244	AMS	EET SL	03/02/26 06:38
Total/NA	Analysis	9320		1	762550	SWS	EET SL	03/23/26 11:57
Total/NA	Analysis	Ra226_Ra228		1	762845	FLC	EET SL	03/25/26 15:04

Client Sample ID: SCH-SGWC-23

Lab Sample ID: 705-58411-6
Date Collected: 02/19/26 11:57
Matrix: Water
Date Received: 02/20/26 15:05

Prep Type	Batch Type	Batch Method	Run	Dilution Factor	Batch Number	Analyst	Lab	Prepared or Analyzed
Total/NA	Prep	PrecSep-21			759241	AMS	EET SL	03/02/26 06:25
Total/NA	Analysis	9315		1	763015	SWS	EET SL	03/25/26 18:29
Total/NA	Prep	PrecSep_0			759242	AMS	EET SL	03/02/26 06:28
Total/NA	Analysis	9320		1	762818	SWS	EET SL	03/24/26 11:54
Total/NA	Analysis	Ra226_Ra228		1	762845	FLC	EET SL	03/26/26 16:10

Client Sample ID: SCH-SGWC-8

Lab Sample ID: 705-58411-7
Date Collected: 02/19/26 13:44
Matrix: Water
Date Received: 02/20/26 15:05

Prep Type	Batch Type	Batch Method	Run	Dilution Factor	Batch Number	Analyst	Lab	Prepared or Analyzed
Total/NA	Prep	PrecSep-21			759241	AMS	EET SL	03/02/26 06:25
Total/NA	Analysis	9315		1	763015	SWS	EET SL	03/25/26 18:29
Total/NA	Prep	PrecSep_0			759242	AMS	EET SL	03/02/26 06:28
Total/NA	Analysis	9320		1	762818	SWS	EET SL	03/24/26 11:54
Total/NA	Analysis	Ra226_Ra228		1	762845	FLC	EET SL	03/26/26 16:10

Client Sample ID: SCH-SGWA-24

Lab Sample ID: 705-58411-8
Date Collected: 02/19/26 14:01
Matrix: Water
Date Received: 02/20/26 15:05

Prep Type	Batch Type	Batch Method	Run	Dilution Factor	Batch Number	Analyst	Lab	Prepared or Analyzed
Total/NA	Prep	PrecSep-21			759241	AMS	EET SL	03/02/26 06:25
Total/NA	Analysis	9315		1	763015	SWS	EET SL	03/25/26 18:29
Total/NA	Prep	PrecSep_0			759242	AMS	EET SL	03/02/26 06:28
Total/NA	Analysis	9320		1	762818	SWS	EET SL	03/24/26 11:54
Total/NA	Analysis	Ra226_Ra228		1	762845	FLC	EET SL	03/26/26 16:10

Lab Chronicle

Client: Southern Company
Project/Site: CCR - Plant Scherer Ash Pond

Job ID: 705-58411-2

Client Sample ID: SCH-SGWC-6

Lab Sample ID: 705-58411-9
Date Collected: 02/19/26 14:17
Matrix: Water
Date Received: 02/20/26 15:05

Prep Type	Batch Type	Batch Method	Run	Dilution Factor	Batch Number	Analyst	Lab	Prepared or Analyzed
Total/NA	Prep	PrecSep-21			759241	AMS	EET SL	03/02/26 06:25
Total/NA	Analysis	9315		1	763015	SWS	EET SL	03/25/26 18:29
Total/NA	Prep	PrecSep_0			759242	AMS	EET SL	03/02/26 06:28
Total/NA	Analysis	9320		1	762818	SWS	EET SL	03/24/26 11:54
Total/NA	Analysis	Ra226_Ra228		1	762845	FLC	EET SL	03/26/26 16:10

Client Sample ID: SCH-SGWA-3

Lab Sample ID: 705-58411-10
Date Collected: 02/19/26 12:17
Matrix: Water
Date Received: 02/20/26 15:05

Prep Type	Batch Type	Batch Method	Run	Dilution Factor	Batch Number	Analyst	Lab	Prepared or Analyzed
Total/NA	Prep	PrecSep-21			759241	AMS	EET SL	03/02/26 06:25
Total/NA	Analysis	9315		1	763015	SWS	EET SL	03/25/26 18:30
Total/NA	Prep	PrecSep_0			759242	AMS	EET SL	03/02/26 06:28
Total/NA	Analysis	9320		1	762818	SWS	EET SL	03/24/26 11:54
Total/NA	Analysis	Ra226_Ra228		1	762845	FLC	EET SL	03/26/26 16:10

Client Sample ID: SCH-AP1-FB-1

Lab Sample ID: 705-58411-11
Date Collected: 02/19/26 12:25
Matrix: Water
Date Received: 02/20/26 15:05

Prep Type	Batch Type	Batch Method	Run	Dilution Factor	Batch Number	Analyst	Lab	Prepared or Analyzed
Total/NA	Prep	PrecSep-21			759241	AMS	EET SL	03/02/26 06:25
Total/NA	Analysis	9315		1	763015	SWS	EET SL	03/25/26 18:30
Total/NA	Prep	PrecSep_0			759242	AMS	EET SL	03/02/26 06:28
Total/NA	Analysis	9320		1	762818	SWS	EET SL	03/24/26 11:54
Total/NA	Analysis	Ra226_Ra228		1	762845	FLC	EET SL	03/26/26 16:10

Laboratory References:

EET SL = Eurofins St. Louis, 13715 Rider Trail North, Earth City, MO 63045, TEL (314)298-8566

QC Sample Results

Client: Southern Company
Project/Site: CCR - Plant Scherer Ash Pond

Job ID: 705-58411-2

Method: 9315 - Radium-226 (GFPC)

Lab Sample ID: MB 160-759241/1-A
Matrix: Water
Analysis Batch: 763011

Client Sample ID: Method Blank
Prep Type: Total/NA
Prep Batch: 759241

Analyte	MB Result	MB Qualifier	Count Uncert. (2σ+/-)	Total Uncert. (2σ+/-)	RL	MDC	Unit	Prepared	Analyzed	Dil Fac
Radium-226	0.08014	U	0.129	0.129	1.00	0.225	pCi/L	03/02/26 06:25	03/25/26 18:14	1

Carrier	*MB %Yield*	*MB Qualifier*	*Limits*	*Prepared*	*Analyzed*	*Dil Fac*
Ba Carrier	*82.0*		*30 - 110*	*03/02/26 06:25*	*03/25/26 18:14*	*1*

Lab Sample ID: LCS 160-759241/2-A
Matrix: Water
Analysis Batch: 763011

Client Sample ID: Lab Control Sample
Prep Type: Total/NA
Prep Batch: 759241

Analyte			Spike Added	LCS Result	LCS Qual	Total Uncert. (2σ+/-)	RL	MDC	Unit	%Rec	%Rec Limits		
Radium-226			9.57	9.847		1.20	1.00	0.207	pCi/L	103	75 - 125		

Carrier	*LCS %Yield*	*LCS Qualifier*	*Limits*
Ba Carrier	*83.7*		*30 - 110*

Lab Sample ID: 705-58411-8 DU
Matrix: Water
Analysis Batch: 763015

Client Sample ID: SCH-SGWA-24
Prep Type: Total/NA
Prep Batch: 759241

Analyte	Sample Result	Sample Qual		DU Result	DU Qual	Total Uncert. (2σ+/-)	RL	MDC	Unit			RER	RER Limit
Radium-226	-0.0201	U		0.01011	U	0.117	1.00	0.238	pCi/L			0.14	1

Carrier	*DU %Yield*	*DU Qualifier*	*Limits*
Ba Carrier	*81.4*		*30 - 110*

Lab Sample ID: MB 160-759243/1-A
Matrix: Water
Analysis Batch: 762823

Client Sample ID: Method Blank
Prep Type: Total/NA
Prep Batch: 759243

Analyte	MB Result	MB Qualifier	Count Uncert. (2σ+/-)	Total Uncert. (2σ+/-)	RL	MDC	Unit	Prepared	Analyzed	Dil Fac
Radium-226	-0.02161	U	0.105	0.105	1.00	0.234	pCi/L	03/02/26 06:29	03/24/26 15:27	1

Carrier	*MB %Yield*	*MB Qualifier*	*Limits*	*Prepared*	*Analyzed*	*Dil Fac*
Ba Carrier	*85.1*		*30 - 110*	*03/02/26 06:29*	*03/24/26 15:27*	*1*

Lab Sample ID: LCS 160-759243/2-A
Matrix: Water
Analysis Batch: 762823

Client Sample ID: Lab Control Sample
Prep Type: Total/NA
Prep Batch: 759243

Analyte			Spike Added	LCS Result	LCS Qual	Total Uncert. (2σ+/-)	RL	MDC	Unit	%Rec	%Rec Limits		
Radium-226			9.57	10.24		1.28	1.00	0.307	pCi/L	107	75 - 125		

Method: 9315 - Radium-226 (GFPC) (Continued)

Lab Sample ID: LCS 160-759243/2-A
Matrix: Water
Analysis Batch: 762823

Client Sample ID: Lab Control Sample
Prep Type: Total/NA
Prep Batch: 759243

Carrier	LCS %Yield	LCS Qualifier	Limits
Ba Carrier	82.9		30 - 110

Lab Sample ID: 705-58411-2 DU
Matrix: Water
Analysis Batch: 762823

Client Sample ID: SCH-AP1-FD-1
Prep Type: Total/NA
Prep Batch: 759243

Analyte	Sample Result	Sample Qual		DU Result	DU Qual	Total Uncert. (2σ+/-)	RL	MDC	Unit			RER	RER Limit
Radium-226	-0.00501	U		-0.06514	U	0.145	1.00	0.315	pCi/L			0.19	1

Carrier	DU %Yield	DU Qualifier	Limits
Ba Carrier	86.6		30 - 110

Method: 9320 - Radium-228 (GFPC)

Lab Sample ID: MB 160-759242/1-A
Matrix: Water
Analysis Batch: 762818

Client Sample ID: Method Blank
Prep Type: Total/NA
Prep Batch: 759242

Analyte	MB Result	MB Qualifier	Count Uncert. (2σ+/-)	Total Uncert. (2σ+/-)	RL	MDC	Unit	Prepared	Analyzed	Dil Fac
Radium-228	0.3045	U	0.451	0.452	1.00	0.760	pCi/L	03/02/26 06:28	03/24/26 11:54	1

Carrier	MB %Yield	MB Qualifier	Limits	Prepared	Analyzed	Dil Fac
Ba Carrier	82.0		30 - 110	03/02/26 06:28	03/24/26 11:54	1
Y Carrier	80.7		30 - 110	03/02/26 06:28	03/24/26 11:54	1

Lab Sample ID: LCS 160-759242/2-A
Matrix: Water
Analysis Batch: 762818

Client Sample ID: Lab Control Sample
Prep Type: Total/NA
Prep Batch: 759242

Analyte			Spike Added	LCS Result	LCS Qual	Total Uncert. (2σ+/-)	RL	MDC	Unit	%Rec	%Rec Limits		
Radium-228			9.31	10.32		1.45	1.00	0.704	pCi/L	111	75 - 125		

Carrier	LCS %Yield	LCS Qualifier	Limits
Ba Carrier	83.7		30 - 110
Y Carrier	82.2		30 - 110

Lab Sample ID: 705-58411-8 DU
Matrix: Water
Analysis Batch: 762818

Client Sample ID: SCH-SGWA-24
Prep Type: Total/NA
Prep Batch: 759242

Analyte	Sample Result	Sample Qual		DU Result	DU Qual	Total Uncert. (2σ+/-)	RL	MDC	Unit			RER	RER Limit
Radium-228	0.211	U		0.4466	U	0.412	1.00	0.653	pCi/L			0.30	1

Method: 9320 - Radium-228 (GFPC) (Continued)

Lab Sample ID: 705-58411-8 DU
Matrix: Water
Analysis Batch: 762818

Client Sample ID: SCH-SGWA-24
Prep Type: Total/NA
Prep Batch: 759242

Carrier	DU %Yield	DU Qualifier	Limits
Ba Carrier	81.4		30 - 110
Y Carrier	87.1		30 - 110

Lab Sample ID: MB 160-759244/1-A
Matrix: Water
Analysis Batch: 762572

Client Sample ID: Method Blank
Prep Type: Total/NA
Prep Batch: 759244

Analyte	MB Result	MB Qualifier	Count Uncert. (2σ+/-)	Total Uncert. (2σ+/-)	RL	MDC	Unit	Prepared	Analyzed	Dil Fac
Radium-228	-0.03967	U	0.376	0.376	1.00	0.701	pCi/L	03/02/26 06:38	03/23/26 11:50	1

Carrier	MB %Yield	MB Qualifier	Limits	Prepared	Analyzed	Dil Fac
Ba Carrier	85.1		30 - 110	03/02/26 06:38	03/23/26 11:50	1
Y Carrier	82.6		30 - 110	03/02/26 06:38	03/23/26 11:50	1

Lab Sample ID: LCS 160-759244/2-A
Matrix: Water
Analysis Batch: 762572

Client Sample ID: Lab Control Sample
Prep Type: Total/NA
Prep Batch: 759244

Analyte			Spike Added	LCS Result	LCS Qual	Total Uncert. (2σ+/-)	RL	MDC	Unit	%Rec	%Rec Limits		
Radium-228			9.31	9.608		1.37	1.00	0.676	pCi/L	103	75 - 125		

Carrier	LCS %Yield	LCS Qualifier	Limits
Ba Carrier	82.9		30 - 110
Y Carrier	84.9		30 - 110

Lab Sample ID: 705-58411-2 DU
Matrix: Water
Analysis Batch: 762550

Client Sample ID: SCH-AP1-FD-1
Prep Type: Total/NA
Prep Batch: 759244

Analyte	Sample Result	Sample Qual		DU Result	DU Qual	Total Uncert. (2σ+/-)	RL	MDC	Unit			RER	RER Limit
Radium-228	0.0324	U		-0.1293	U	0.418	1.00	0.791	pCi/L			0.20	1

Carrier	DU %Yield	DU Qualifier	Limits
Ba Carrier	86.6		30 - 110
Y Carrier	79.3		30 - 110

Accreditation/Certification Summary

Client: Southern Company
Project/Site: CCR - Plant Scherer Ash Pond

Job ID: 705-58411-2

Laboratory: Eurofins St. Louis

The accreditations/certifications listed below are applicable to this report.

Authority	Program	Identification Number	Expiration Date
Florida	NELAP	E87689	06-30-26

eurofins | Environment Testing

ANALYTICAL REPORT

PREPARED FOR

Attn: Joju Abraham
Southern Company
241 Ralph McGill Blvd SE
B10185
Atlanta, Georgia (St) 30308

Generated 3/27/2026 7:24:29 PM

JOB DESCRIPTION

CCR - Plant Scherer Ash Pond

JOB NUMBER

705-58414-2

Eurofins Atlanta
3080 Presidential Dr
Atlanta GA 30340

See page two for job notes and contact information.

my EOL

Eurofins Atlanta

Job Notes

The test results in this report relate only to the samples as received by the laboratory and will meet all requirements of the methodology, with any exceptions noted. This report shall not be reproduced except in full, without the express written approval of the laboratory. All questions should be directed to the Eurofins Environment Testing Southeast, LLC Project Manager.

Authorization

Generated
3/27/2026 7:24:29 PM

Authorized for release by
David Fuller, Project Manager
David.Fuller@et.eurofinsus.com
(770)344-8986

Table of Contents

Cover Page 1
Table of Contents 3
Sample Summary 4
Chain of Custody 5
Receipt Checklists 7
Definitions/Glossary 9
Case Narrative 10
Client Sample Results 11
Tracer Carrier Summary 13
Method Summary 14
Lab Chronicle 15
QC Sample Results 16
Certification Summary 18

Sample Summary

Client: Southern Company
Project/Site: CCR - Plant Scherer Ash Pond

Job ID: 705-58414-2

Lab Sample ID	Client Sample ID	Matrix	Collected	Received	Sample Origin
705-58414-1	SCH-SGWA-2	Water	02/20/26 09:20	02/20/26 15:05	Georgia (St)
705-58414-2	SCH-SGWC-7	Water	02/20/26 10:24	02/20/26 15:05	Georgia (St)
705-58414-3	SCH-SGWA-25	Water	02/20/26 11:07	02/20/26 15:05	Georgia (St)

3080 Presidential Dr
Atlanta, GA 30340
Phone (770) 457-8177

Chain of Custody Record

eurofins | Environment Testing

Client Information	Sampler: Dana Bloomfield	Lab PM: David Fuller / Phone 770-344-8986	Carrier Tracking No(s):	COC No:
Client Contact: Joju Abraham	Phone: 404-242-7557	E-Mail: David Fuller@ET EurofinsUS com	State of Origin: GA	Page: Page 1 of 1
Company: Southern Company	PWSID			Job #:
Address: 241 Ralph McGill Blvd SE B10185	Due Date Requested			
City: Atlanta	TAT Requested (days)			
State, Zip: GA, 30308	Compliance Project: Δ Yes Δ No			
Phone:	Lab Project #: 70504534 (DO NOT REMOVE)			
Email: JAbraham@southernco com	Lab PO #: GPC82130-0003 / PO Line #1			
Project Name: CCR - Plant Scherer Ash Pond	Project #:			
Site	SSOW#:			

Analysis Requested

Preservation Codes:
D - HNO3
N - None

705-58414 COC

Other:

Task_Code: SCH-CCR-ASSMT-2026S1

Special Instructions/Notes:

Sample Identification	Sample Date	Sample Time	Sample Type (C=Comp, G=grab)	Matrix (W=water S=solid, O=waste/oil, BT=Tissue, A=Air)	Field Filtered Sample (Yes or No)	Perform MS/MSD (Yes or No)	300_ORGFM_28D - Chloride, Fluoride, Sulfate	2540C_Calcd - Total Dissolved Solids (TDS)	6010D- App III Metals + Lithium	6020B - App IV Metals + Mg, Na, K, Fe	2320B - Total Alkalinity	7470A - App IV Mercury	9315_Ra226 - Radium-226 (GFPC) - 21 day decay	9320_Ra228 - Radium-228 (GFPC) - 21 day decay	Ra226Ra228_GFPC - Combined Radium 226 and 228				Total Number of containers	Special Instructions/Notes
			Preservation Code:				N	N	D	D	N	D	D	D	D					
SCH-SGWA-2	2/20/26	09.20	G	WG			X	X	X	X	X	X	X	X	X				5	
SCH-SGWC-7	2/20/26	10.24	G	WG			X	X	X	X	X	X	X	X	X				5	
SCH-SGWA-25	2/20/26	11 07	G	WG			X	X	X	X	X	X	X	X	X				5	

Possible Hazard Identification
☒ Non-Hazard ☐ Flammable ☐ Skin Irritant ☐ Poison B ☐ Unknown ☐ Radiological

Sample Disposal (A fee may be assessed if samples are retained longer than 1 month)
☐ Return To Client ☐ Disposal By Lab ☐ Archive For _____ Months

Deliverable Requested I, II, III, IV, Other (specify)

Special Instructions/QC Requirements

Empty Kit Relinquished by	Date	Time	Method of Shipment:			
Relinquished by:	Date/Time: 2/20/26 1505	Company: WSB	Received by:	Date/Time: 2.20.26 1505	Company	
Relinquished by:	Date/Time:	Company	Received by:	Date/Time	Company	
Relinquished by:	Date/Time:	Company	Received by:	Date/Time:	Company	

Custody Seals Intact: Δ Yes Δ No

Custody Seal No.:

Cooler Temperature(s) °C and Other Remarks: 2.0°, 0.5°, 0.2°, 0.4°, 0.1° #2665

Eurofins Atlanta
3080 Presidential Dr
Atlanta, GA 30340
Phone: 770-457-8177 Fax: 770-457-8188

Chain of Custody Record

eurofins | Environment Testing

Client Information (Sub Contract Lab)	Sampler: N/A	Lab PM: Fuller, David	Carrier Tracking No(s): N/A	COC No: 705-104691.1
Client Contact: Shipping/Receiving	Phone: N/A	E-Mail: David.Fuller@et.eurofinsus.com	State of Origin: Georgia	Page: Page 1 of 1
Company: TestAmerica Laboratories, Inc.		Accreditations Required (See note): NELAP - Florida; State - Georgia		Job #: 705-58414-1
Address: 13715 Rider Trail North, ,	Due Date Requested: 3/5/2026			Preservation Codes: -
City: Earth City	TAT Requested (days): N/A			
State, Zip: MO, 63045				
Phone: 314-298-8566(Tel) 314-298-8757(Fax)	PO #: N/A			
Email: N/A	WO #: N/A			
Project Name: CCR - Plant Scherer Ash Pond	Project #: 70504534			
Site: N/A	SSOW#: N/A			Other: N/A

Analysis Requested

Sample Identification - Client ID (Lab ID)	Sample Date	Sample Time	Sample Type (C=comp, G=grab)	Matrix (W=water, S=solid, O=waste/oil, BT=Tissue, A=Air)	Field Filtered Sample (Yes or No)	Perform MS/MSD (Yes or No)	9315_Ra226/PrecSep_21Radium-226 (GFPC) - 21 day decay	9320_Ra228/PrecSep_0Radium-228 (GFPC) 21 day decay	Ra226Ra228_GFPCCombined Radium-226 and Radium-228	Total Number of containers	Special Instructions/Note:
			Preservation Code:								
SCH-SGWA-2 (705-58414-1)	2/20/26	09:20 Eastern	G	Water			X	X	X	2	
SCH-SGWC-7 (705-58414-2)	2/20/26	10:24 Eastern	G	Water			X	X	X	2	
SCH-SGWA-25 (705-58414-3)	2/20/26	11:07 Eastern	G	Water			X	X	X	2	

Note: Since laboratory accreditations are subject to change, Eurofins Environment Testing Southeast, LLC places the ownership of method, analyte & accreditation compliance upon our subcontract laboratories. This sample shipment is forwarded under chain-of-custody. If the laboratory does not currently maintain accreditation in the State of Origin listed above for analysis/tests/matrix being analyzed, the samples must be shipped back to the Eurofins Environment Testing Southeast, LLC laboratory or other instructions will be provided. Any changes to accreditation status should be brought to Eurofins Environment Testing Southeast, LLC attention immediately. If all requested accreditations are current to date, return the signed Chain of Custody attesting to said compliance to Eurofins Environment Testing Southeast, LLC.

Possible Hazard Identification *Unconfirmed*	***Sample Disposal (A fee may be assessed if samples are retained longer than 1 month)*** ☐ *Return To Client* ☐ *Disposal By Lab* ☐ *Archive For* _____ *Months*
Deliverable Requested: I, II, III, IV, Other (specify) Primary Deliverable Rank: 2	Special Instructions/QC Requirements:

Empty Kit Relinquished by:	Date:	Time:	Method of Shipment:

Relinquished by: dly	Date/Time: 2/23/26 1700	Company	Received by: [signature]	Date/Time: 0925 FEB 24 2020	Company
Relinquished by:	Date/Time:	Company	Received by: Cheyenne Forrest	Date/Time:	Company
Relinquished by:	Date/Time:	Company	Received by:	Date/Time:	Company

Custody Seals Intact: Δ Yes Δ No	Custody Seal No.:	Cooler Temperature(s) °C and Other Remarks:

Login Sample Receipt Checklist

Client: Southern Company

Job Number: 705-58414-2

Login Number: 58414
List Number: 1
Creator: Sims, Christion

List Source: Eurofins Atlanta

Question	Answer	Comment
The cooler's custody seal, if present, is intact.	True	
The cooler does not appear to have been compromised or tampered with.	True	
Samples were received on ice.	True	
Cooler Temperature is acceptable.	True	
Cooler Temperature is recorded.	True	
COC present.	True	
COC is filled out in ink and legible.	True	
COC is filled out with all pertinent information.	True	
Sample custody seals, if present, are intact.	True	
Sample collection date/times are provided.	True	
The samples do not appear to have been compromised or tampered with.	True	
Containers are not broken or leaking.	True	
There are no discrepancies between the containers received and the COC.	True	
Sample containers have legible labels.	True	
Appropriate sample containers were rec'd and sufficient volume for all analyses.	True	
Samples are received within Holding Time (excluding tests with immediate HTs).	True	
Containers requiring zero headspace have no headspace or bubble is <6mm (1/4").	True	
Is there sufficient air space in bottle for bacteriological analysis.	N/A	

This receipt checklist is generated for all samples received in this Login. It may not be applicable to all Jobs associated with this Login.

Login Sample Receipt Checklist

Client: Southern Company

Job Number: 705-58414-2

Login Number: 58414
List Number: 2
Creator: Forrest, Cheyenne L

List Source: Eurofins St. Louis
List Creation: 02/25/26 10:55 AM

Question	Answer	Comment
Radioactivity wasn't checked or is </= background as measured by a survey meter.	True	
The cooler's custody seal, if present, is intact.	True	
Sample custody seals, if present, are intact.	True	
The cooler or samples do not appear to have been compromised or tampered with.	True	
Samples were received on ice.	N/A	
Cooler Temperature is acceptable.	True	
Cooler Temperature is recorded.	True	
COC is present.	True	
COC is filled out in ink and legible.	True	
COC is filled out with all pertinent information.	True	
Is the Field Sampler's name present on COC?	N/A	
There are no discrepancies between the containers received and the COC.	True	
Samples are received within Holding Time (excluding tests with immediate HTs)	True	
Sample containers have legible labels.	True	
Containers are not broken or leaking.	True	
Sample collection date/times are provided.	True	
Appropriate sample containers are used.	True	
Sample bottles are completely filled.	True	
Sample Preservation Verified.	True	
There is sufficient vol. for all requested analyses, incl. any requested MS/MSDs	True	
Containers requiring zero headspace have no headspace or bubble is <6mm (1/4").	N/A	
Multiphasic samples are not present.	True	
Samples do not require splitting or compositing.	True	
Residual Chlorine Checked.	N/A	

This receipt checklist is generated for all samples received in this Login. It may not be applicable to all Jobs associated with this Login.

Definitions/Glossary

Client: Southern Company
Project/Site: CCR - Plant Scherer Ash Pond

Job ID: 705-58414-2

Qualifiers

Rad

Qualifier	Qualifier Description
U	Result is less than the sample detection limit.

Glossary

Abbreviation	These commonly used abbreviations may or may not be present in this report.
☼	Listed under the "D" column to designate that the result is reported on a dry weight basis
%R	Percent Recovery
CFL	Contains Free Liquid
CFU	Colony Forming Unit
CNF	Contains No Free Liquid
DER	Duplicate Error Ratio (normalized absolute difference)
Dil Fac	Dilution Factor
DL	Detection Limit (DoD/DOE)
DL, RA, RE, IN	Indicates a Dilution, Re-analysis, Re-extraction, or additional Initial metals/anion analysis of the sample
DLC	Decision Level Concentration (Radiochemistry)
EDL	Estimated Detection Limit (Dioxin)
LOD	Limit of Detection (DoD/DOE)
LOQ	Limit of Quantitation (DoD/DOE)
MCL	EPA recommended "Maximum Contaminant Level"
MDA	Minimum Detectable Activity (Radiochemistry)
MDC	Minimum Detectable Concentration (Radiochemistry)
MDL	Method Detection Limit
ML	Minimum Level (Dioxin)
MPN	Most Probable Number
MQL	Method Quantitation Limit
NC	Not Calculated
ND	Not Detected at the reporting limit (or MDL or EDL if shown)
NEG	Negative / Absent
POS	Positive / Present
PQL	Practical Quantitation Limit
PRES	Presumptive
QC	Quality Control
RER	Relative Error Ratio (Radiochemistry)
RL	Reporting Limit or Requested Limit (Radiochemistry)
RPD	Relative Percent Difference, a measure of the relative difference between two points
TEF	Toxicity Equivalent Factor (Dioxin)
TEQ	Toxicity Equivalent Quotient (Dioxin)
TNTC	Too Numerous To Count

Job Narrative
705-58414-2

The analytical test results presented in this report meet all requirements of the associated regulatory program listed on the Accreditation/Certification Summary Page, unless otherwise noted. Data qualifiers and/or narrative comments are included to explain any exceptions, if applicable. Regulated compliance samples (e.g. SDWA, NPDES) must comply with associated agency requirements/permits.

- Matrix-specific batch QC (e.g., MS, MSD, SD) may not be reported when insufficient sample volume is available or when site-specific QC samples are not submitted. In such cases, a Laboratory Control Sample Duplicate (LCSD) may be analyzed to provide precision data for the batch.
- For samples analyzed using surrogate and/or isotope dilution analytes, any recoveries falling outside of established acceptance criteria are re-prepared and/or re-analyzed to confirm results, unless the deviation is due to sample dilution or otherwise explained in the case narrative.

Receipt
The samples were received on 2/20/2026 3:05 PM. Unless otherwise noted below, the samples arrived in good condition, and, where required, properly preserved and on ice. The temperatures of the 5 coolers at receipt time were 0.1°C, 0.2°C, 0.4°C, 0.5°C and 2.0°C.

Gas Flow Proportional Counter
No additional analytical or quality issues were noted, other than those described above or in the Definitions/ Glossary page.

Rad
No additional analytical or quality issues were noted, other than those described above or in the Definitions/ Glossary page.

Client Sample Results

Client: Southern Company
Project/Site: CCR - Plant Scherer Ash Pond

Job ID: 705-58414-2

Client Sample ID: SCH-SGWA-2

Lab Sample ID: 705-58414-1

Date Collected: 02/20/26 09:20
Date Received: 02/20/26 15:05

Matrix: Water

Method: SW846 9315 - Radium-226 (GFPC)

Analyte	Result	Qualifier	Count Uncert. (2σ+/-)	Total Uncert. (2σ+/-)	RL	MDC	Unit	Prepared	Analyzed	Dil Fac
Radium-226	-0.0860	U	0.148	0.148	1.00	0.329	pCi/L	03/02/26 06:25	03/25/26 18:30	1

Carrier	*%Yield*	*Qualifier*	*Limits*	*Prepared*	*Analyzed*	*Dil Fac*
Ba Carrier	*80.9*		*30 - 110*	*03/02/26 06:25*	*03/25/26 18:30*	*1*

Method: SW846 9320 - Radium-228 (GFPC)

Analyte	Result	Qualifier	Count Uncert. (2σ+/-)	Total Uncert. (2σ+/-)	RL	MDC	Unit	Prepared	Analyzed	Dil Fac
Radium-228	0.330	U	0.447	0.448	1.00	0.747	pCi/L	03/02/26 06:28	03/24/26 11:53	1

Carrier	*%Yield*	*Qualifier*	*Limits*	*Prepared*	*Analyzed*	*Dil Fac*
Ba Carrier	*80.9*		*30 - 110*	*03/02/26 06:28*	*03/24/26 11:53*	*1*
Y Carrier	*79.6*		*30 - 110*	*03/02/26 06:28*	*03/24/26 11:53*	*1*

Method: TAL-STL Ra226_Ra228 - Combined Radium-226 and Radium-228

Analyte	Result	Qualifier	Count Uncert. (2σ+/-)	Total Uncert. (2σ+/-)	RL	MDC	Unit	Prepared	Analyzed	Dil Fac
Combined Radium 226 + 228	0.244	U	0.471	0.472	5.00	0.747	pCi/L		03/26/26 16:10	1

Client Sample ID: SCH-SGWC-7

Lab Sample ID: 705-58414-2

Date Collected: 02/20/26 10:24
Date Received: 02/20/26 15:05

Matrix: Water

Method: SW846 9315 - Radium-226 (GFPC)

Analyte	Result	Qualifier	Count Uncert. (2σ+/-)	Total Uncert. (2σ+/-)	RL	MDC	Unit	Prepared	Analyzed	Dil Fac
Radium-226	0.120	U	0.146	0.146	1.00	0.240	pCi/L	03/02/26 06:25	03/25/26 22:21	1

Carrier	*%Yield*	*Qualifier*	*Limits*	*Prepared*	*Analyzed*	*Dil Fac*
Ba Carrier	*83.1*		*30 - 110*	*03/02/26 06:25*	*03/25/26 22:21*	*1*

Method: SW846 9320 - Radium-228 (GFPC)

Analyte	Result	Qualifier	Count Uncert. (2σ+/-)	Total Uncert. (2σ+/-)	RL	MDC	Unit	Prepared	Analyzed	Dil Fac
Radium-228	0.403	U	0.432	0.434	1.00	0.703	pCi/L	03/02/26 06:28	03/24/26 11:53	1

Carrier	*%Yield*	*Qualifier*	*Limits*	*Prepared*	*Analyzed*	*Dil Fac*
Ba Carrier	*83.1*		*30 - 110*	*03/02/26 06:28*	*03/24/26 11:53*	*1*
Y Carrier	*79.6*		*30 - 110*	*03/02/26 06:28*	*03/24/26 11:53*	*1*

Client Sample Results

Client: Southern Company
Project/Site: CCR - Plant Scherer Ash Pond

Job ID: 705-58414-2

Client Sample ID: SCH-SGWC-7

Lab Sample ID: 705-58414-2
Matrix: Water
Date Collected: 02/20/26 10:24
Date Received: 02/20/26 15:05

Method: TAL-STL Ra226_Ra228 - Combined Radium-226 and Radium-228

Analyte	Result	Qualifier	Count Uncert. (2σ+/-)	Total Uncert. (2σ+/-)	RL	MDC	Unit	Prepared	Analyzed	Dil Fac
Combined Radium 226 + 228	0.524	U	0.456	0.458	5.00	0.703	pCi/L		03/26/26 16:10	1

Client Sample ID: SCH-SGWA-25

Lab Sample ID: 705-58414-3
Matrix: Water
Date Collected: 02/20/26 11:07
Date Received: 02/20/26 15:05

Method: SW846 9315 - Radium-226 (GFPC)

Analyte	Result	Qualifier	Count Uncert. (2σ+/-)	Total Uncert. (2σ+/-)	RL	MDC	Unit	Prepared	Analyzed	Dil Fac
Radium-226	-0.0404	U	0.119	0.119	1.00	0.261	pCi/L	03/02/26 06:25	03/25/26 22:21	1

Carrier	*%Yield*	*Qualifier*	*Limits*	*Prepared*	*Analyzed*	*Dil Fac*
Ba Carrier	*80.9*		*30 - 110*	*03/02/26 06:25*	*03/25/26 22:21*	*1*

Method: SW846 9320 - Radium-228 (GFPC)

Analyte	Result	Qualifier	Count Uncert. (2σ+/-)	Total Uncert. (2σ+/-)	RL	MDC	Unit	Prepared	Analyzed	Dil Fac
Radium-228	0.351	U	0.495	0.496	1.00	0.831	pCi/L	03/02/26 06:28	03/24/26 11:54	1

Carrier	*%Yield*	*Qualifier*	*Limits*	*Prepared*	*Analyzed*	*Dil Fac*
Ba Carrier	*80.9*		*30 - 110*	*03/02/26 06:28*	*03/24/26 11:54*	*1*
Y Carrier	*77.0*		*30 - 110*	*03/02/26 06:28*	*03/24/26 11:54*	*1*

Method: TAL-STL Ra226_Ra228 - Combined Radium-226 and Radium-228

Analyte	Result	Qualifier	Count Uncert. (2σ+/-)	Total Uncert. (2σ+/-)	RL	MDC	Unit	Prepared	Analyzed	Dil Fac
Combined Radium 226 + 228	0.311	U	0.509	0.510	5.00	0.831	pCi/L		03/26/26 16:10	1

Tracer/Carrier Summary

Client: Southern Company
Project/Site: CCR - Plant Scherer Ash Pond

Job ID: 705-58414-2

Method: 9315 - Radium-226 (GFPC)

Matrix: Water **Prep Type: Total/NA**

		Percent Yield (Acceptance Limits)							
		Ba							
Lab Sample ID	Client Sample ID	(30-110)							
705-58411-E-8-A DU	Duplicate	81.4							
705-58414-1	SCH-SGWA-2	80.9							
705-58414-2	SCH-SGWC-7	83.1							
705-58414-3	SCH-SGWA-25	80.9							
LCS 160-759241/2-A	Lab Control Sample	83.7							
MB 160-759241/1-A	Method Blank	82.0							

Tracer/Carrier Legend

Ba = Ba Carrier

Method: 9320 - Radium-228 (GFPC)

Matrix: Water **Prep Type: Total/NA**

		Percent Yield (Acceptance Limits)							
		Ba	Y						
Lab Sample ID	Client Sample ID	(30-110)	(30-110)						
705-58411-E-8-B DU	Duplicate	81.4	87.1						
705-58414-1	SCH-SGWA-2	80.9	79.6						
705-58414-2	SCH-SGWC-7	83.1	79.6						
705-58414-3	SCH-SGWA-25	80.9	77.0						
LCS 160-759242/2-A	Lab Control Sample	83.7	82.2						
MB 160-759242/1-A	Method Blank	82.0	80.7						

Tracer/Carrier Legend

Ba = Ba Carrier

Y = Y Carrier

Method Summary

Client: Southern Company
Project/Site: CCR - Plant Scherer Ash Pond

Job ID: 705-58414-2

Method	Method Description	Protocol	Laboratory
9315	Radium-226 (GFPC)	SW846	EET SL
9320	Radium-228 (GFPC)	SW846	EET SL
Ra226_Ra228	Combined Radium-226 and Radium-228	TAL-STL	EET SL
PrecSep_0	Preparation, Precipitate Separation	None	EET SL
PrecSep-21	Preparation, Precipitate Separation (21-Day In-Growth)	None	EET SL

Protocol References:

None = None

SW846 = "Test Methods For Evaluating Solid Waste, Physical/Chemical Methods", Third Edition, November 1986 And Its Updates.

TAL-STL = TestAmerica Laboratories, St. Louis, Facility Standard Operating Procedure.

Laboratory References:

EET SL = Eurofins St. Louis, 13715 Rider Trail North, Earth City, MO 63045, TEL (314)298-8566

Lab Chronicle

Client: Southern Company
Project/Site: CCR - Plant Scherer Ash Pond

Job ID: 705-58414-2

Client Sample ID: SCH-SGWA-2

Lab Sample ID: 705-58414-1

Date Collected: 02/20/26 09:20
Matrix: Water
Date Received: 02/20/26 15:05

Prep Type	Batch Type	Batch Method	Run	Dilution Factor	Batch Number	Analyst	Lab	Prepared or Analyzed
Total/NA	Prep	PrecSep-21			759241	AMS	EET SL	03/02/26 06:25
Total/NA	Analysis	9315		1	763015	SWS	EET SL	03/25/26 18:30
Total/NA	Prep	PrecSep_0			759242	AMS	EET SL	03/02/26 06:28
Total/NA	Analysis	9320		1	762818	SWS	EET SL	03/24/26 11:53
Total/NA	Analysis	Ra226_Ra228		1	762845	FLC	EET SL	03/26/26 16:10

Client Sample ID: SCH-SGWC-7

Lab Sample ID: 705-58414-2

Date Collected: 02/20/26 10:24
Matrix: Water
Date Received: 02/20/26 15:05

Prep Type	Batch Type	Batch Method	Run	Dilution Factor	Batch Number	Analyst	Lab	Prepared or Analyzed
Total/NA	Prep	PrecSep-21			759241	AMS	EET SL	03/02/26 06:25
Total/NA	Analysis	9315		1	763015	SWS	EET SL	03/25/26 22:21
Total/NA	Prep	PrecSep_0			759242	AMS	EET SL	03/02/26 06:28
Total/NA	Analysis	9320		1	762818	SWS	EET SL	03/24/26 11:53
Total/NA	Analysis	Ra226_Ra228		1	762845	FLC	EET SL	03/26/26 16:10

Client Sample ID: SCH-SGWA-25

Lab Sample ID: 705-58414-3

Date Collected: 02/20/26 11:07
Matrix: Water
Date Received: 02/20/26 15:05

Prep Type	Batch Type	Batch Method	Run	Dilution Factor	Batch Number	Analyst	Lab	Prepared or Analyzed
Total/NA	Prep	PrecSep-21			759241	AMS	EET SL	03/02/26 06:25
Total/NA	Analysis	9315		1	763015	SWS	EET SL	03/25/26 22:21
Total/NA	Prep	PrecSep_0			759242	AMS	EET SL	03/02/26 06:28
Total/NA	Analysis	9320		1	762818	SWS	EET SL	03/24/26 11:54
Total/NA	Analysis	Ra226_Ra228		1	762845	FLC	EET SL	03/26/26 16:10

Laboratory References:

EET SL = Eurofins St. Louis, 13715 Rider Trail North, Earth City, MO 63045, TEL (314)298-8566

Method: 9315 - Radium-226 (GFPC)

Lab Sample ID: MB 160-759241/1-A — **Client Sample ID: Method Blank**
Matrix: Water — **Prep Type: Total/NA**
Analysis Batch: 763011 — **Prep Batch: 759241**

Analyte	MB Result	MB Qualifier	Count Uncert. (2σ+/-)	Total Uncert. (2σ+/-)	RL	MDC	Unit	Prepared	Analyzed	Dil Fac
Radium-226	0.08014	U	0.129	0.129	1.00	0.225	pCi/L	03/02/26 06:25	03/25/26 18:14	1

Carrier	*MB %Yield*	*MB Qualifier*	*Limits*	*Prepared*	*Analyzed*	*Dil Fac*
Ba Carrier	*82.0*		*30 - 110*	*03/02/26 06:25*	*03/25/26 18:14*	*1*

Lab Sample ID: LCS 160-759241/2-A — **Client Sample ID: Lab Control Sample**
Matrix: Water — **Prep Type: Total/NA**
Analysis Batch: 763011 — **Prep Batch: 759241**

Analyte			Spike Added	LCS Result	LCS Qual	Total Uncert. (2σ+/-)	RL	MDC	Unit	%Rec	%Rec Limits		
Radium-226			9.57	9.847		1.20	1.00	0.207	pCi/L	103	75 - 125		

Carrier	*LCS %Yield*	*LCS Qualifier*	*Limits*
Ba Carrier	*83.7*		*30 - 110*

Lab Sample ID: 705-58411-E-8-A DU — **Client Sample ID: Duplicate**
Matrix: Water — **Prep Type: Total/NA**
Analysis Batch: 763015 — **Prep Batch: 759241**

Analyte	Sample Result	Sample Qual		DU Result	DU Qual	Total Uncert. (2σ+/-)	RL	MDC	Unit			RER	RER Limit
Radium-226	-0.0201	U		0.01011	U	0.117	1.00	0.238	pCi/L			0.14	1

Carrier	*DU %Yield*	*DU Qualifier*	*Limits*
Ba Carrier	*81.4*		*30 - 110*

Method: 9320 - Radium-228 (GFPC)

Lab Sample ID: MB 160-759242/1-A — **Client Sample ID: Method Blank**
Matrix: Water — **Prep Type: Total/NA**
Analysis Batch: 762818 — **Prep Batch: 759242**

Analyte	MB Result	MB Qualifier	Count Uncert. (2σ+/-)	Total Uncert. (2σ+/-)	RL	MDC	Unit	Prepared	Analyzed	Dil Fac
Radium-228	0.3045	U	0.451	0.452	1.00	0.760	pCi/L	03/02/26 06:28	03/24/26 11:54	1

Carrier	*MB %Yield*	*MB Qualifier*	*Limits*	*Prepared*	*Analyzed*	*Dil Fac*
Ba Carrier	*82.0*		*30 - 110*	*03/02/26 06:28*	*03/24/26 11:54*	*1*
Y Carrier	*80.7*		*30 - 110*	*03/02/26 06:28*	*03/24/26 11:54*	*1*

Method: 9320 - Radium-228 (GFPC) (Continued)

Lab Sample ID: LCS 160-759242/2-A
Matrix: Water
Analysis Batch: 762818

Client Sample ID: Lab Control Sample
Prep Type: Total/NA
Prep Batch: 759242

Analyte			Spike Added	LCS Result	LCS Qual	Total Uncert. (2σ+/-)	RL	MDC	Unit	%Rec	%Rec Limits		
Radium-228			9.31	10.32		1.45	1.00	0.704	pCi/L	111	75 - 125		

Carrier	*LCS %Yield*	*LCS Qualifier*	*Limits*
Ba Carrier	*83.7*		*30 - 110*
Y Carrier	*82.2*		*30 - 110*

Lab Sample ID: 705-58411-E-8-B DU
Matrix: Water
Analysis Batch: 762818

Client Sample ID: Duplicate
Prep Type: Total/NA
Prep Batch: 759242

Analyte	Sample Result	Sample Qual		DU Result	DU Qual	Total Uncert. (2σ+/-)	RL	MDC	Unit			RER	RER Limit
Radium-228	0.211	U		0.4466	U	0.412	1.00	0.653	pCi/L			0.30	1

Carrier	*DU %Yield*	*DU Qualifier*	*Limits*
Ba Carrier	*81.4*		*30 - 110*
Y Carrier	*87.1*		*30 - 110*

Accreditation/Certification Summary

Client: Southern Company
Project/Site: CCR - Plant Scherer Ash Pond

Job ID: 705-58414-2

Laboratory: Eurofins St. Louis

The accreditations/certifications listed below are applicable to this report.

Authority	Program	Identification Number	Expiration Date
Florida	NELAP	E87689	06-30-26

eurofins | Environment Testing

ANALYTICAL REPORT

PREPARED FOR

Attn: Joju Abraham
Southern Company
241 Ralph McGill Blvd SE
B10185
Atlanta, Georgia (St) 30308

Generated 3/27/2026 7:29:32 PM

JOB DESCRIPTION

CCR - Plant Scherer Ash Pond Assessment

JOB NUMBER

705-58418-2

Eurofins Atlanta
3080 Presidential Dr
Atlanta GA 30340

See page two for job notes and contact information.

my EOL

Eurofins Atlanta

Job Notes

The test results in this report relate only to the samples as received by the laboratory and will meet all requirements of the methodology, with any exceptions noted. This report shall not be reproduced except in full, without the express written approval of the laboratory. All questions should be directed to the Eurofins Environment Testing Southeast, LLC Project Manager.

Authorization

Generated
3/27/2026 7:29:32 PM

Authorized for release by
David Fuller, Project Manager
David.Fuller@et.eurofinsus.com
(770)344-8986

Table of Contents

Cover Page 1
Table of Contents 3
Sample Summary 4
Chain of Custody 5
Receipt Checklists 7
Definitions/Glossary 10
Case Narrative 11
Client Sample Results 12
Tracer Carrier Summary 15
Method Summary 16
Lab Chronicle 17
QC Sample Results 18
Certification Summary 20

Sample Summary

Client: Southern Company
Job ID: 705-58418-2
Project/Site: CCR - Plant Scherer Ash Pond Assessment

Lab Sample ID	Client Sample ID	Matrix	Collected	Received	Sample Origin
705-58418-1	SCH-PZ-44I	Water	02/20/26 10:08	02/20/26 15:05	Georgia (St)
705-58418-2	SCH-AP1-EB-4	Water	02/20/26 10:38	02/20/26 15:05	Georgia (St)
705-58418-3	SCH-PZ-42I	Water	02/20/26 11:10	02/20/26 15:05	Georgia (St)
705-58418-4	SCH-AP1-FD-4	Water	02/20/26 00:00	02/20/26 15:05	Georgia (St)

3080 Presidential Dr
Atlanta, GA 30340
Phone (770) 457-8177

Chain of Custody Record

eurofins | Environment Testing

Client Information	Sampler: Dana Bloomfield	Lab PM: David Fuller / Phone 770-344-8986	Carrier Tracking No(s):	COC No:
Client Contact: Joju Abraham	Phone: 404-242-7557	E-Mail: David Fuller@ET EurofinsUS.com	State of Origin: GA	Page: Page 1 of 1
Company: Southern Company	PWSID			Job #:
Address: 241 Ralph McGill Blvd SE B10185	Due Date Requested			
City: Atlanta	TAT Requested (days)			
State, Zip: GA, 30308	Compliance Project: Δ Yes Δ No			
Phone	Lab Project #: 70504534 (DO NOT REMOVE)			
Email: JAbraham@southernco com	Lab PO #: GPC82130-0003 / PO Line #1			
Project Name: CCR - Plant Scherer Ash Pond Assessment	Project #:			
Site:	SSOW#:			

Analysis Requested

Preservation Codes:
D - HNO3
N - None

705-58418 COC

Other:

Task_Code: SCH-CCR-ASSMT-2026S1

Special Instructions/Notes:

Sample Identification	Sample Date	Sample Time	Sample Type (C=comp, G=grab)	Matrix (W=water S=solid, O=waste/oil, BT=Tissue, A=Air)	Field Filtered Sample (Yes or No)	Perform MS/MSD (Yes or No)	300_ORGFM_28D - Chloride, Fluoride, Sulfate	2540C_Calcd - Total Dissolved Solids (TDS)	6010D- App III Metals + Lithium	6020B - App IV Metals + Mg, Na, K, Fe	7470A - App IV Mercury	9315_Ra226 - Radium-226 (GFPC) - 21 day decay	9320_Ra228 - Radium-228 (GFPC) - 21 day decay	Ra226Ra228_GFPC - Combined Radium 226 and 228	2320B - Total Alkalinity					Total Number of containers
			Preservation Code:				N	N	D	D	D	D	D	D	N					
SCH-PZ-44I	2/20/26	10 08	G	WG			X	X	X	X	X	X	X	X	X					5
SCH-AP1-EB-4	2/20/26	10 38	G	WQ			X	X	X	X	X	X	X	X	X					5
SCH-PZ-42I	2/20/26	11 10	G	WG			X	X	X	X	X	X	X	X	X					5
SCH-AP1-FD-4	2/20/26	-	G	WG			X	X	X	X	X	X	X	X	X					5

Possible Hazard Identification
☒ Non-Hazard ☐ Flammable ☐ Skin Irritant ☐ Poison B ☐ Unknown ☐ Radiological

Sample Disposal (A fee may be assessed if samples are retained longer than 1 month)
☐ Return To Client ☒ Disposal By Lab ☐ Archive For _____ Months

Deliverable Requested I, II, III, IV, Other (specify)

Special Instructions/QC Requirements

Empty Kit Relinquished by:	Date	Time	Method of Shipment:

Relinquished by:	Date/Time	Company	Received by:	Date/Time:	Company
[signature]	2/20/26 1505	WSP	[signature]	2-2026-15 05	
Relinquished by:	Date/Time	Company	Received by:	Date/Time:	Company
Relinquished by:	Date/Time:	Company	Received by:	Date/Time:	Company

Custody Seals Intact: Δ Yes Δ No

Custody Seal No :

Cooler Temperature(s) °C and Other Remarks: 2.0°, 0.5°, 0.2°, 0.4°, 0.1° a # 2665

Eurofins Atlanta
3080 Presidential Dr
Atlanta, GA 30340
Phone: 770-457-8177 Fax: 770-457-8188

Chain of Custody Record

eurofins | Environment Testing

Client Information (Sub Contract Lab)	Sampler: N/A	Lab PM: Fuller, David	Carrier Tracking No(s): N/A	COC No: 705-104691.1
Client Contact: Shipping/Receiving	Phone: N/A	E-Mail: David.Fuller@et.eurofinsus.com	State of Origin: Georgia	Page: Page 1 of 1
Company: TestAmerica Laboratories, Inc.		Accreditations Required (See note): NELAP - Florida; State - Georgia		Job #: 705-58418-1
Address: 13715 Rider Trail North, ,	Due Date Requested: 3/5/2026			Preservation Codes: -
City: Earth City	TAT Requested (days): N/A			
State, Zip: MO, 63045				
Phone: 314-298-8566(Tel) 314-298-8757(Fax)	PO #: N/A			
Email: N/A	WO #: N/A			
Project Name: CCR - Plant Scherer Ash Pond	Project #: 70504534			
Site: N/A	SSOW#: N/A			Other: N/A

Analysis Requested

Sample Identification - Client ID (Lab ID)	Sample Date	Sample Time	Sample Type (C=comp, G=grab)	Matrix (W=water, S=solid, O=waste/oil, BT=Tissue, A=Air)	Field Filtered Sample (Yes or No)	Perform MS/MSD (Yes or No)	9315_Ra226/PrecSep_21Radium-226 (GFPC) - 21 day decay	9320_Ra228/PrecSep_0Radium-228 (GFPC) 21 day decay	Ra226Ra228_GFPCCombined Radium-226 and Radium-228	Total Number of containers	Special Instructions/Note:
			Preservation Code:								
SCH-PZ-44I (705-58418-1)	2/20/26	10:08 Eastern	G	Water			X	X	X	2	
SCH-AP1-EB-4 (705-58418-2)	2/20/26	10:38 Eastern	G	Water			X	X	X	2	
SCH-PZ-42I (705-58418-3)	2/20/26	11:10 Eastern	G	Water			X	X	X	2	
SCH-AP1-FD-4 (705-58418-4)	2/20/26	Eastern	G	Water			X	X	X	2	

Note: Since laboratory accreditations are subject to change, Eurofins Environment Testing Southeast, LLC places the ownership of method, analyte & accreditation compliance upon our subcontract laboratories. This sample shipment is forwarded under chain-of-custody. If the laboratory does not currently maintain accreditation in the State of Origin listed above for analysis/tests/matrix being analyzed, the samples must be shipped back to the Eurofins Environment Testing Southeast, LLC laboratory or other instructions will be provided. Any changes to accreditation status should be brought to Eurofins Environment Testing Southeast, LLC attention immediately. If all requested accreditations are current to date, return the signed Chain of Custody attesting to said compliance to Eurofins Environment Testing Southeast, LLC.

Possible Hazard Identification	*Sample Disposal (A fee may be assessed if samples are retained longer than 1 month)*
Unconfirmed	☐ *Return To Client* ☐ *Disposal By Lab* ☐ *Archive For* _____ *Months*
Deliverable Requested: I, II, III, IV, Other (specify) Primary Deliverable Rank: 2	Special Instructions/QC Requirements:

Empty Kit Relinquished by:	Date:	Time:	Method of Shipment:

Relinquished by:	Date/Time:	Company	Received by:	Date/Time:	Company
	2/23/26 1200			FEB 24 2020	
Relinquished by:	Date/Time:	Company	Received by: Cheyenne Forrest	Date/Time:	Company
Relinquished by:	Date/Time:	Company	Received by:	Date/Time:	Company

Custody Seals Intact: Δ Yes Δ No	Custody Seal No.:	Cooler Temperature(s) °C and Other Remarks:

Ver: 10/10/2024

Login Sample Receipt Checklist

Client: Southern Company

Job Number: 705-58418-2

Login Number: 58418
List Number: 1
Creator: Sims, Christion

List Source: Eurofins Atlanta

Question	Answer	Comment
The cooler's custody seal, if present, is intact.	True	
The cooler does not appear to have been compromised or tampered with.	True	
Samples were received on ice.	True	
Cooler Temperature is acceptable.	True	
Cooler Temperature is recorded.	True	
COC present.	True	
COC is filled out in ink and legible.	True	
COC is filled out with all pertinent information.	True	
Sample custody seals, if present, are intact.	True	
Sample collection date/times are provided.	True	
The samples do not appear to have been compromised or tampered with.	True	
Containers are not broken or leaking.	True	
There are no discrepancies between the containers received and the COC.	True	
Sample containers have legible labels.	True	
Appropriate sample containers were rec'd and sufficient volume for all analyses.	True	
Samples are received within Holding Time (excluding tests with immediate HTs).	True	
Containers requiring zero headspace have no headspace or bubble is <6mm (1/4").	True	
Is there sufficient air space in bottle for bacteriological analysis.	N/A	

This receipt checklist is generated for all samples received in this Login. It may not be applicable to all Jobs associated with this Login.

Login Sample Receipt Checklist

Client: Southern Company

Job Number: 705-58418-2

Login Number: 58418
List Number: 2
Creator: Forrest, Cheyenne L

List Source: Eurofins St. Louis
List Creation: 02/24/26 11:25 AM

Question	Answer	Comment
Radioactivity wasn't checked or is </= background as measured by a survey meter.	True	
The cooler's custody seal, if present, is intact.	True	
Sample custody seals, if present, are intact.	True	
The cooler or samples do not appear to have been compromised or tampered with.	True	
Samples were received on ice.	N/A	
Cooler Temperature is acceptable.	True	
Cooler Temperature is recorded.	True	
COC is present.	True	
COC is filled out in ink and legible.	True	
COC is filled out with all pertinent information.	True	
Is the Field Sampler's name present on COC?	N/A	
There are no discrepancies between the containers received and the COC.	True	
Samples are received within Holding Time (excluding tests with immediate HTs)	True	
Sample containers have legible labels.	True	
Containers are not broken or leaking.	True	
Sample collection date/times are provided.	True	
Appropriate sample containers are used.	True	
Sample bottles are completely filled.	True	
Sample Preservation Verified.	True	
There is sufficient vol. for all requested analyses, incl. any requested MS/MSDs	True	
Containers requiring zero headspace have no headspace or bubble is <6mm (1/4").	N/A	
Multiphasic samples are not present.	True	
Samples do not require splitting or compositing.	True	
Residual Chlorine Checked.	N/A	

This receipt checklist is generated for all samples received in this Login. It may not be applicable to all Jobs associated with this Login.

Login Sample Receipt Checklist

Client: Southern Company

Job Number: 705-58418-2

Login Number: 58418
List Number: 3
Creator: Forrest, Cheyenne L

List Source: Eurofins St. Louis
List Creation: 02/25/26 10:55 AM

Question	Answer	Comment
Radioactivity wasn't checked or is </= background as measured by a survey meter.	True	
The cooler's custody seal, if present, is intact.	True	
Sample custody seals, if present, are intact.	True	
The cooler or samples do not appear to have been compromised or tampered with.	True	
Samples were received on ice.	N/A	
Cooler Temperature is acceptable.	True	
Cooler Temperature is recorded.	True	
COC is present.	True	
COC is filled out in ink and legible.	True	
COC is filled out with all pertinent information.	True	
Is the Field Sampler's name present on COC?	N/A	
There are no discrepancies between the containers received and the COC.	True	
Samples are received within Holding Time (excluding tests with immediate HTs)	True	
Sample containers have legible labels.	True	
Containers are not broken or leaking.	True	
Sample collection date/times are provided.	True	
Appropriate sample containers are used.	True	
Sample bottles are completely filled.	True	
Sample Preservation Verified.	True	
There is sufficient vol. for all requested analyses, incl. any requested MS/MSDs	True	
Containers requiring zero headspace have no headspace or bubble is <6mm (1/4").	N/A	
Multiphasic samples are not present.	True	
Samples do not require splitting or compositing.	True	
Residual Chlorine Checked.	N/A	

This receipt checklist is generated for all samples received in this Login. It may not be applicable to all Jobs associated with this Login.

Definitions/Glossary

Client: Southern Company
Job ID: 705-58418-2
Project/Site: CCR - Plant Scherer Ash Pond Assessment

Qualifiers

Rad

Qualifier	Qualifier Description
U	Result is less than the sample detection limit.

Glossary

Abbreviation	These commonly used abbreviations may or may not be present in this report.
☼	Listed under the "D" column to designate that the result is reported on a dry weight basis
%R	Percent Recovery
CFL	Contains Free Liquid
CFU	Colony Forming Unit
CNF	Contains No Free Liquid
DER	Duplicate Error Ratio (normalized absolute difference)
Dil Fac	Dilution Factor
DL	Detection Limit (DoD/DOE)
DL, RA, RE, IN	Indicates a Dilution, Re-analysis, Re-extraction, or additional Initial metals/anion analysis of the sample
DLC	Decision Level Concentration (Radiochemistry)
EDL	Estimated Detection Limit (Dioxin)
LOD	Limit of Detection (DoD/DOE)
LOQ	Limit of Quantitation (DoD/DOE)
MCL	EPA recommended "Maximum Contaminant Level"
MDA	Minimum Detectable Activity (Radiochemistry)
MDC	Minimum Detectable Concentration (Radiochemistry)
MDL	Method Detection Limit
ML	Minimum Level (Dioxin)
MPN	Most Probable Number
MQL	Method Quantitation Limit
NC	Not Calculated
ND	Not Detected at the reporting limit (or MDL or EDL if shown)
NEG	Negative / Absent
POS	Positive / Present
PQL	Practical Quantitation Limit
PRES	Presumptive
QC	Quality Control
RER	Relative Error Ratio (Radiochemistry)
RL	Reporting Limit or Requested Limit (Radiochemistry)
RPD	Relative Percent Difference, a measure of the relative difference between two points
TEF	Toxicity Equivalent Factor (Dioxin)
TEQ	Toxicity Equivalent Quotient (Dioxin)
TNTC	Too Numerous To Count

Job Narrative
705-58418-2

The analytical test results presented in this report meet all requirements of the associated regulatory program listed on the Accreditation/Certification Summary Page, unless otherwise noted. Data qualifiers and/or narrative comments are included to explain any exceptions, if applicable. Regulated compliance samples (e.g. SDWA, NPDES) must comply with associated agency requirements/permits.

- Matrix-specific batch QC (e.g., MS, MSD, SD) may not be reported when insufficient sample volume is available or when site-specific QC samples are not submitted. In such cases, a Laboratory Control Sample Duplicate (LCSD) may be analyzed to provide precision data for the batch.
- For samples analyzed using surrogate and/or isotope dilution analytes, any recoveries falling outside of established acceptance criteria are re-prepared and/or re-analyzed to confirm results, unless the deviation is due to sample dilution or otherwise explained in the case narrative.

Receipt
The samples were received on 2/20/2026 3:05 PM. Unless otherwise noted below, the samples arrived in good condition, and, where required, properly preserved and on ice. The temperatures of the 5 coolers at receipt time were 0.1°C, 0.2°C, 0.4°C, 0.5°C and 2.0°C.

Gas Flow Proportional Counter
No additional analytical or quality issues were noted, other than those described above or in the Definitions/ Glossary page.

Rad
No additional analytical or quality issues were noted, other than those described above or in the Definitions/ Glossary page.

Client Sample Results

Client: Southern Company
Project/Site: CCR - Plant Scherer Ash Pond Assessment

Job ID: 705-58418-2

Client Sample ID: SCH-PZ-44I

Lab Sample ID: 705-58418-1
Date Collected: 02/20/26 10:08
Matrix: Water
Date Received: 02/20/26 15:05

Method: SW846 9315 - Radium-226 (GFPC)

Analyte	Result	Qualifier	Count Uncert. (2σ+/-)	Total Uncert. (2σ+/-)	RL	MDC	Unit	Prepared	Analyzed	Dil Fac
Radium-226	0.0259	U	0.157	0.157	1.00	0.301	pCi/L	03/02/26 06:25	03/25/26 22:22	1

Carrier	*%Yield*	*Qualifier*	*Limits*	*Prepared*	*Analyzed*	*Dil Fac*
Ba Carrier	*77.4*		*30 - 110*	*03/02/26 06:25*	*03/25/26 22:22*	*1*

Method: SW846 9320 - Radium-228 (GFPC)

Analyte	Result	Qualifier	Count Uncert. (2σ+/-)	Total Uncert. (2σ+/-)	RL	MDC	Unit	Prepared	Analyzed	Dil Fac
Radium-228	-0.163	U	0.357	0.357	1.00	0.713	pCi/L	03/02/26 06:28	03/24/26 11:54	1

Carrier	*%Yield*	*Qualifier*	*Limits*	*Prepared*	*Analyzed*	*Dil Fac*
Ba Carrier	*77.4*		*30 - 110*	*03/02/26 06:28*	*03/24/26 11:54*	*1*
Y Carrier	*80.0*		*30 - 110*	*03/02/26 06:28*	*03/24/26 11:54*	*1*

Method: TAL-STL Ra226_Ra228 - Combined Radium-226 and Radium-228

Analyte	Result	Qualifier	Count Uncert. (2σ+/-)	Total Uncert. (2σ+/-)	RL	MDC	Unit	Prepared	Analyzed	Dil Fac
Combined Radium 226 + 228	-0.137	U	0.390	0.390	5.00	0.713	pCi/L		03/26/26 16:10	1

Client Sample ID: SCH-AP1-EB-4

Lab Sample ID: 705-58418-2
Date Collected: 02/20/26 10:38
Matrix: Water
Date Received: 02/20/26 15:05

Method: SW846 9315 - Radium-226 (GFPC)

Analyte	Result	Qualifier	Count Uncert. (2σ+/-)	Total Uncert. (2σ+/-)	RL	MDC	Unit	Prepared	Analyzed	Dil Fac
Radium-226	-0.0532	U	0.141	0.141	1.00	0.306	pCi/L	03/02/26 06:25	03/25/26 22:22	1

Carrier	*%Yield*	*Qualifier*	*Limits*	*Prepared*	*Analyzed*	*Dil Fac*
Ba Carrier	*74.0*		*30 - 110*	*03/02/26 06:25*	*03/25/26 22:22*	*1*

Method: SW846 9320 - Radium-228 (GFPC)

Analyte	Result	Qualifier	Count Uncert. (2σ+/-)	Total Uncert. (2σ+/-)	RL	MDC	Unit	Prepared	Analyzed	Dil Fac
Radium-228	0.173	U	0.443	0.443	1.00	0.777	pCi/L	03/02/26 06:28	03/24/26 11:54	1

Carrier	*%Yield*	*Qualifier*	*Limits*	*Prepared*	*Analyzed*	*Dil Fac*
Ba Carrier	*74.0*		*30 - 110*	*03/02/26 06:28*	*03/24/26 11:54*	*1*
Y Carrier	*80.7*		*30 - 110*	*03/02/26 06:28*	*03/24/26 11:54*	*1*

Client Sample Results

Client: Southern Company
Project/Site: CCR - Plant Scherer Ash Pond Assessment

Job ID: 705-58418-2

Client Sample ID: SCH-AP1-EB-4

Lab Sample ID: 705-58418-2
Date Collected: 02/20/26 10:38
Matrix: Water
Date Received: 02/20/26 15:05

Method: TAL-STL Ra226_Ra228 - Combined Radium-226 and Radium-228

Analyte	Result	Qualifier	Count Uncert. (2σ+/-)	Total Uncert. (2σ+/-)	RL	MDC	Unit	Prepared	Analyzed	Dil Fac
Combined Radium 226 + 228	0.120	U	0.465	0.465	5.00	0.777	pCi/L		03/26/26 16:10	1

Client Sample ID: SCH-PZ-42I

Lab Sample ID: 705-58418-3
Date Collected: 02/20/26 11:10
Matrix: Water
Date Received: 02/20/26 15:05

Method: SW846 9315 - Radium-226 (GFPC)

Analyte	Result	Qualifier	Count Uncert. (2σ+/-)	Total Uncert. (2σ+/-)	RL	MDC	Unit	Prepared	Analyzed	Dil Fac
Radium-226	-0.0361	U	0.154	0.154	1.00	0.317	pCi/L	03/02/26 06:25	03/25/26 22:22	1

Carrier	*%Yield*	*Qualifier*	*Limits*	*Prepared*	*Analyzed*	*Dil Fac*
Ba Carrier	*76.9*		*30 - 110*	*03/02/26 06:25*	*03/25/26 22:22*	*1*

Method: SW846 9320 - Radium-228 (GFPC)

Analyte	Result	Qualifier	Count Uncert. (2σ+/-)	Total Uncert. (2σ+/-)	RL	MDC	Unit	Prepared	Analyzed	Dil Fac
Radium-228	0.270	U	0.480	0.480	1.00	0.820	pCi/L	03/02/26 06:28	03/24/26 11:54	1

Carrier	*%Yield*	*Qualifier*	*Limits*	*Prepared*	*Analyzed*	*Dil Fac*
Ba Carrier	*76.9*		*30 - 110*	*03/02/26 06:28*	*03/24/26 11:54*	*1*
Y Carrier	*79.6*		*30 - 110*	*03/02/26 06:28*	*03/24/26 11:54*	*1*

Method: TAL-STL Ra226_Ra228 - Combined Radium-226 and Radium-228

Analyte	Result	Qualifier	Count Uncert. (2σ+/-)	Total Uncert. (2σ+/-)	RL	MDC	Unit	Prepared	Analyzed	Dil Fac
Combined Radium 226 + 228	0.234	U	0.504	0.504	5.00	0.820	pCi/L		03/26/26 16:10	1

Client Sample ID: SCH-AP1-FD-4

Lab Sample ID: 705-58418-4
Date Collected: 02/20/26 00:00
Matrix: Water
Date Received: 02/20/26 15:05

Method: SW846 9315 - Radium-226 (GFPC)

Analyte	Result	Qualifier	Count Uncert. (2σ+/-)	Total Uncert. (2σ+/-)	RL	MDC	Unit	Prepared	Analyzed	Dil Fac
Radium-226	-0.0437	U	0.113	0.113	1.00	0.256	pCi/L	03/02/26 06:25	03/25/26 22:22	1

Carrier	*%Yield*	*Qualifier*	*Limits*	*Prepared*	*Analyzed*	*Dil Fac*
Ba Carrier	*78.3*		*30 - 110*	*03/02/26 06:25*	*03/25/26 22:22*	*1*

Client Sample Results

Client: Southern Company
Project/Site: CCR - Plant Scherer Ash Pond Assessment

Job ID: 705-58418-2

Client Sample ID: SCH-AP1-FD-4

Lab Sample ID: 705-58418-4

Date Collected: 02/20/26 00:00
Matrix: Water
Date Received: 02/20/26 15:05

Method: SW846 9320 - Radium-228 (GFPC)

Analyte	Result	Qualifier	Count Uncert. (2σ+/-)	Total Uncert. (2σ+/-)	RL	MDC	Unit	Prepared	Analyzed	Dil Fac
Radium-228	0.0902	U	0.445	0.445	1.00	0.798	pCi/L	03/02/26 06:28	03/24/26 11:58	1

Carrier	*%Yield*	*Qualifier*	*Limits*	*Prepared*	*Analyzed*	*Dil Fac*
Ba Carrier	*78.3*		*30 - 110*	*03/02/26 06:28*	*03/24/26 11:58*	*1*
Y Carrier	*80.7*		*30 - 110*	*03/02/26 06:28*	*03/24/26 11:58*	*1*

Method: TAL-STL Ra226_Ra228 - Combined Radium-226 and Radium-228

Analyte	Result	Qualifier	Count Uncert. (2σ+/-)	Total Uncert. (2σ+/-)	RL	MDC	Unit	Prepared	Analyzed	Dil Fac
Combined Radium 226 + 228	0.0465	U	0.459	0.459	5.00	0.798	pCi/L		03/26/26 16:10	1

Tracer/Carrier Summary

Client: Southern Company
Job ID: 705-58418-2
Project/Site: CCR - Plant Scherer Ash Pond Assessment

Method: 9315 - Radium-226 (GFPC)

Matrix: Water **Prep Type: Total/NA**

		Percent Yield (Acceptance Limits)							
		Ba							
Lab Sample ID	Client Sample ID	(30-110)							
705-58411-E-8-A DU	Duplicate	81.4							
705-58418-1	SCH-PZ-44I	77.4							
705-58418-2	SCH-AP1-EB-4	74.0							
705-58418-3	SCH-PZ-42I	76.9							
705-58418-4	SCH-AP1-FD-4	78.3							
LCS 160-759241/2-A	Lab Control Sample	83.7							
MB 160-759241/1-A	Method Blank	82.0							

Tracer/Carrier Legend

Ba = Ba Carrier

Method: 9320 - Radium-228 (GFPC)

Matrix: Water **Prep Type: Total/NA**

		Percent Yield (Acceptance Limits)							
		Ba	Y						
Lab Sample ID	Client Sample ID	(30-110)	(30-110)						
705-58411-E-8-B DU	Duplicate	81.4	87.1						
705-58418-1	SCH-PZ-44I	77.4	80.0						
705-58418-2	SCH-AP1-EB-4	74.0	80.7						
705-58418-3	SCH-PZ-42I	76.9	79.6						
705-58418-4	SCH-AP1-FD-4	78.3	80.7						
LCS 160-759242/2-A	Lab Control Sample	83.7	82.2						
MB 160-759242/1-A	Method Blank	82.0	80.7						

Tracer/Carrier Legend

Ba = Ba Carrier

Y = Y Carrier

Method Summary

Client: Southern Company
Project/Site: CCR - Plant Scherer Ash Pond Assessment

Job ID: 705-58418-2

Method	Method Description	Protocol	Laboratory
9315	Radium-226 (GFPC)	SW846	EET SL
9320	Radium-228 (GFPC)	SW846	EET SL
Ra226_Ra228	Combined Radium-226 and Radium-228	TAL-STL	EET SL
PrecSep_0	Preparation, Precipitate Separation	None	EET SL
PrecSep-21	Preparation, Precipitate Separation (21-Day In-Growth)	None	EET SL

Protocol References:

None = None

SW846 = "Test Methods For Evaluating Solid Waste, Physical/Chemical Methods", Third Edition, November 1986 And Its Updates.

TAL-STL = TestAmerica Laboratories, St. Louis, Facility Standard Operating Procedure.

Laboratory References:

EET SL = Eurofins St. Louis, 13715 Rider Trail North, Earth City, MO 63045, TEL (314)298-8566

Lab Chronicle

Client: Southern Company
Project/Site: CCR - Plant Scherer Ash Pond Assessment

Job ID: 705-58418-2

Client Sample ID: SCH-PZ-44I

Lab Sample ID: 705-58418-1
Date Collected: 02/20/26 10:08
Matrix: Water
Date Received: 02/20/26 15:05

Prep Type	Batch Type	Batch Method	Run	Dilution Factor	Batch Number	Analyst	Lab	Prepared or Analyzed
Total/NA	Prep	PrecSep-21			759241	AMS	EET SL	03/02/26 06:25
Total/NA	Analysis	9315		1	763015	SWS	EET SL	03/25/26 22:22
Total/NA	Prep	PrecSep_0			759242	AMS	EET SL	03/02/26 06:28
Total/NA	Analysis	9320		1	762818	SWS	EET SL	03/24/26 11:54
Total/NA	Analysis	Ra226_Ra228		1	762845	FLC	EET SL	03/26/26 16:10

Client Sample ID: SCH-AP1-EB-4

Lab Sample ID: 705-58418-2
Date Collected: 02/20/26 10:38
Matrix: Water
Date Received: 02/20/26 15:05

Prep Type	Batch Type	Batch Method	Run	Dilution Factor	Batch Number	Analyst	Lab	Prepared or Analyzed
Total/NA	Prep	PrecSep-21			759241	AMS	EET SL	03/02/26 06:25
Total/NA	Analysis	9315		1	763015	SWS	EET SL	03/25/26 22:22
Total/NA	Prep	PrecSep_0			759242	AMS	EET SL	03/02/26 06:28
Total/NA	Analysis	9320		1	762818	SWS	EET SL	03/24/26 11:54
Total/NA	Analysis	Ra226_Ra228		1	762845	FLC	EET SL	03/26/26 16:10

Client Sample ID: SCH-PZ-42I

Lab Sample ID: 705-58418-3
Date Collected: 02/20/26 11:10
Matrix: Water
Date Received: 02/20/26 15:05

Prep Type	Batch Type	Batch Method	Run	Dilution Factor	Batch Number	Analyst	Lab	Prepared or Analyzed
Total/NA	Prep	PrecSep-21			759241	AMS	EET SL	03/02/26 06:25
Total/NA	Analysis	9315		1	763015	SWS	EET SL	03/25/26 22:22
Total/NA	Prep	PrecSep_0			759242	AMS	EET SL	03/02/26 06:28
Total/NA	Analysis	9320		1	762818	SWS	EET SL	03/24/26 11:54
Total/NA	Analysis	Ra226_Ra228		1	762845	FLC	EET SL	03/26/26 16:10

Client Sample ID: SCH-AP1-FD-4

Lab Sample ID: 705-58418-4
Date Collected: 02/20/26 00:00
Matrix: Water
Date Received: 02/20/26 15:05

Prep Type	Batch Type	Batch Method	Run	Dilution Factor	Batch Number	Analyst	Lab	Prepared or Analyzed
Total/NA	Prep	PrecSep-21			759241	AMS	EET SL	03/02/26 06:25
Total/NA	Analysis	9315		1	763015	SWS	EET SL	03/25/26 22:22
Total/NA	Prep	PrecSep_0			759242	AMS	EET SL	03/02/26 06:28
Total/NA	Analysis	9320		1	762760	SWS	EET SL	03/24/26 11:58
Total/NA	Analysis	Ra226_Ra228		1	762845	FLC	EET SL	03/26/26 16:10

Laboratory References:

EET SL = Eurofins St. Louis, 13715 Rider Trail North, Earth City, MO 63045, TEL (314)298-8566

QC Sample Results

Client: Southern Company
Project/Site: CCR - Plant Scherer Ash Pond Assessment

Job ID: 705-58418-2

Method: 9315 - Radium-226 (GFPC)

Lab Sample ID: MB 160-759241/1-A
Matrix: Water
Analysis Batch: 763011

Client Sample ID: Method Blank
Prep Type: Total/NA
Prep Batch: 759241

Analyte	MB Result	MB Qualifier	Count Uncert. (2σ+/-)	Total Uncert. (2σ+/-)	RL	MDC	Unit	Prepared	Analyzed	Dil Fac
Radium-226	0.08014	U	0.129	0.129	1.00	0.225	pCi/L	03/02/26 06:25	03/25/26 18:14	1

Carrier	*MB %Yield*	*MB Qualifier*	*Limits*	*Prepared*	*Analyzed*	*Dil Fac*
Ba Carrier	*82.0*		*30 - 110*	*03/02/26 06:25*	*03/25/26 18:14*	*1*

Lab Sample ID: LCS 160-759241/2-A
Matrix: Water
Analysis Batch: 763011

Client Sample ID: Lab Control Sample
Prep Type: Total/NA
Prep Batch: 759241

Analyte			Spike Added	LCS Result	LCS Qual	Total Uncert. (2σ+/-)	RL	MDC	Unit	%Rec	%Rec Limits		
Radium-226			9.57	9.847		1.20	1.00	0.207	pCi/L	103	75 - 125		

Carrier	*LCS %Yield*	*LCS Qualifier*	*Limits*
Ba Carrier	*83.7*		*30 - 110*

Lab Sample ID: 705-58411-E-8-A DU
Matrix: Water
Analysis Batch: 763015

Client Sample ID: Duplicate
Prep Type: Total/NA
Prep Batch: 759241

Analyte	Sample Result	Sample Qual		DU Result	DU Qual	Total Uncert. (2σ+/-)	RL	MDC	Unit			RER	RER Limit
Radium-226	-0.0201	U		0.01011	U	0.117	1.00	0.238	pCi/L			0.14	1

Carrier	*DU %Yield*	*DU Qualifier*	*Limits*
Ba Carrier	*81.4*		*30 - 110*

Method: 9320 - Radium-228 (GFPC)

Lab Sample ID: MB 160-759242/1-A
Matrix: Water
Analysis Batch: 762818

Client Sample ID: Method Blank
Prep Type: Total/NA
Prep Batch: 759242

Analyte	MB Result	MB Qualifier	Count Uncert. (2σ+/-)	Total Uncert. (2σ+/-)	RL	MDC	Unit	Prepared	Analyzed	Dil Fac
Radium-228	0.3045	U	0.451	0.452	1.00	0.760	pCi/L	03/02/26 06:28	03/24/26 11:54	1

Carrier	*MB %Yield*	*MB Qualifier*	*Limits*	*Prepared*	*Analyzed*	*Dil Fac*
Ba Carrier	*82.0*		*30 - 110*	*03/02/26 06:28*	*03/24/26 11:54*	*1*
Y Carrier	*80.7*		*30 - 110*	*03/02/26 06:28*	*03/24/26 11:54*	*1*

Method: 9320 - Radium-228 (GFPC) (Continued)

Lab Sample ID: LCS 160-759242/2-A
Client Sample ID: Lab Control Sample
Matrix: Water
Prep Type: Total/NA
Analysis Batch: 762818
Prep Batch: 759242

Analyte			Spike Added	LCS Result	LCS Qual	Total Uncert. (2σ+/-)	RL	MDC	Unit	%Rec	%Rec Limits		
Radium-228			9.31	10.32		1.45	1.00	0.704	pCi/L	111	75 - 125		

Carrier	*LCS %Yield*	*LCS Qualifier*	*Limits*
Ba Carrier	*83.7*		*30 - 110*
Y Carrier	*82.2*		*30 - 110*

Lab Sample ID: 705-58411-E-8-B DU
Client Sample ID: Duplicate
Matrix: Water
Prep Type: Total/NA
Analysis Batch: 762818
Prep Batch: 759242

Analyte	Sample Result	Sample Qual		DU Result	DU Qual	Total Uncert. (2σ+/-)	RL	MDC	Unit			RER	RER Limit
Radium-228	0.211	U		0.4466	U	0.412	1.00	0.653	pCi/L			0.30	1

Carrier	*DU %Yield*	*DU Qualifier*	*Limits*
Ba Carrier	*81.4*		*30 - 110*
Y Carrier	*87.1*		*30 - 110*

Accreditation/Certification Summary

Client: Southern Company
Job ID: 705-58418-2
Project/Site: CCR - Plant Scherer Ash Pond Assessment

Laboratory: Eurofins St. Louis

The accreditations/certifications listed below are applicable to this report.

Authority	Program	Identification Number	Expiration Date
Florida	NELAP	E87689	06-30-26

eurofins | Environment Testing

ANALYTICAL REPORT

PREPARED FOR

Attn: Joju Abraham
Southern Company
241 Ralph McGill Blvd SE
B10185
Atlanta, Georgia (St) 30308

Generated 3/27/2026 7:38:53 PM

JOB DESCRIPTION

CCR - Plant Scherer Additional PZs

JOB NUMBER

705-58421-2

Eurofins Atlanta
3080 Presidential Dr
Atlanta GA 30340

See page two for job notes and contact information.

my EOL

Eurofins Atlanta

Job Notes

The test results in this report relate only to the samples as received by the laboratory and will meet all requirements of the methodology, with any exceptions noted. This report shall not be reproduced except in full, without the express written approval of the laboratory. All questions should be directed to the Eurofins Environment Testing Southeast, LLC Project Manager.

Authorization

Generated
3/27/2026 7:38:53 PM

Authorized for release by
David Fuller, Project Manager
David.Fuller@et.eurofinsus.com
(770)344-8986

Table of Contents

Cover Page 1
Table of Contents 3
Sample Summary 4
Chain of Custody 5
Receipt Checklists 7
Definitions/Glossary 9
Case Narrative 10
Client Sample Results 11
Tracer Carrier Summary 12
Method Summary 13
Lab Chronicle 14
QC Sample Results 15
Certification Summary 17

Sample Summary

Client: Southern Company
Project/Site: CCR - Plant Scherer Additional PZs

Job ID: 705-58421-2

Lab Sample ID	Client Sample ID	Matrix	Collected	Received	Sample Origin
705-58421-1	SCH-PZ-25S	Water	02/19/26 13:59	02/20/26 15:05	Georgia (St)

3080 Presidential Dr
Atlanta, GA 30340
Phone (770) 457-8177

Chain of Custody Record

eurofins | Environment Testing

Client Information	Sampler: Dana Bloomfield	Lab PM: David Fuller / Phone 770-344-8986	Carrier Tracking No(s)	COC No:
Client Contact: Joju Abraham	Phone: 404-242-7557	E-Mail: David.Fuller@ET.EurofinsUS.com	State of Origin: GA	Page: Page 1 of 1
Company: Southern Company	PWSID			Job #:
Address: 241 Ralph McGill Blvd SE B10185	Due Date Requested			
City: Atlanta	TAT Requested (days): 2 weeks			
State Zip: GA, 30308	Compliance Project: Δ Yes Δ No			
Phone:	Lab Project #: 70504534 (DO NOT REMOVE)			
Email: JAbraham@southernco.com	Lab PO #: GPC82130-0003 / PO Line #1			
Project Name: CCR - Plant Scherer Additional PZs	Project #:			
Site:	SSOW#:			

Analysis Requested

Preservation Codes:
D - HNO3
N - None

705-58421 COC

Other:

Task_Code: SCH-CCR-ASSMT-2026S1

Special Instructions/Notes:

Sample Identification	Sample Date	Sample Time	Sample Type (C=comp, G=grab)	Matrix (W=water S=solid, O=waste/oil, BT=Tissue, A=Air)	Field Filtered Sample (Yes or No)	Perform MS/MSD (Yes or No)	300_ORGFM_28D - Chloride, Fluoride, Sulfate	2540C_Calcd - Total Dissolved Solids (TDS)	6010D- App III Metals (Boron, Calcium) + Lithium	6020B - App IV Metals (Sb, As, Ba, Be, Cd, Cr, Co, Pb, Mo, Se, Tl) + Mg, Na, K	7470A - App IV Mercury	6010D- App III Metals	6020B - Cobalt + Mg, Na, K	9315_Ra226 - Radium-226 (GFPC) - 21 day decay	9320_Ra228 - Radium-228 (GFPC) - 21 day decay	Ra226Ra228_GFPC - Combined Radium 226 and 228	2320B - Total Alkalinity			Total Number of containers
				Preservation Code:			N	N	D	D	D	D	D	D	D	D	N			
SCH-PZ-25S	2/19/26	13 59	G	WG	N	N	X	X	X	X	X			X	X	X	X			5

Possible Hazard Identification
☒ Non-Hazard ☐ Flammable ☐ Skin Irritant ☐ Poison B ☐ Unknown ☐ Radiological

Sample Disposal (A fee may be assessed if samples are retained longer than 1 month)
☐ Return To Client ☒ Disposal By Lab ☐ Archive For _____ Months

Deliverable Requested I, II, III, IV, Other (specify)

Special Instructions/QC Requirements

Empty Kit Relinquished by:	Date	Time	Method of Shipment:		
Relinquished by:	Date/Time: 2/20/26 1505	Company: WSP	Received by:	Date/Time: 2-20-26 1505	Company
Relinquished by:	Date/Time:	Company	Received by:	Date/Time:	Company
Relinquished by:	Date/Time:	Company	Received by:	Date/Time:	Company

Custody Seals Intact: Δ Yes Δ No | Custody Seal No.:

Cooler Temperature(s) °C and Other Remarks: 2.0, 0.5°, 0.2°, 0.4°, 0.1° cl # 2665

3/27/2026

Eurofins Atlanta
3080 Presidential Dr
Atlanta, GA 30340
Phone: 770-457-8177 Fax: 770-457-8188

Chain of Custody Record

eurofins | Environment Testing

Client Information (Sub Contract Lab)	Sampler: N/A	Lab PM: Fuller, David	Carrier Tracking No(s): N/A	COC No: 705-104691.1
Client Contact: Shipping/Receiving	Phone: N/A	E-Mail: David.Fuller@et.eurofinsus.com	State of Origin: Georgia	Page: Page 1 of 1
Company: TestAmerica Laboratories, Inc.		Accreditations Required (See note): NELAP - Florida; State - Georgia		Job #: 705-58421-1
Address: 13715 Rider Trail North, ,	Due Date Requested: 3/5/2026			Preservation Codes: -
City: Earth City	TAT Requested (days): N/A			
State, Zip: MO, 63045				
Phone: 314-298-8566(Tel) 314-298-8757(Fax)	PO #: N/A			
Email: N/A	WO #: N/A			
Project Name: CCR - Plant Scherer Ash Pond	Project #: 70504534			
Site: N/A	SSOW#: N/A			Other: N/A

Analysis Requested

Sample Identification - Client ID (Lab ID)	Sample Date	Sample Time	Sample Type (C=comp, G=grab)	Matrix (W=water, S=solid, O=waste/oil, BT=Tissue, A=Air)	Field Filtered Sample (Yes or No)	Perform MS/MSD (Yes or No)	9315_Ra226/PrecSep_21Radium-226 (GFPC) - 21 day decay	9320_Ra228/PrecSep_0Radium-228 (GFPC) 21 day decay	Ra226Ra228_GFPCCombined Radium-226 and Radium-228	Total Number of containers	Special Instructions/Note:
			Preservation Code:								
SCH-PZ-25S (705-58421-1)	2/19/26	13:59 Eastern	G	Water			X	X	X	2	

Note: Since laboratory accreditations are subject to change, Eurofins Environment Testing Southeast, LLC places the ownership of method, analyte & accreditation compliance upon our subcontract laboratories. This sample shipment is forwarded under chain-of-custody. If the laboratory does not currently maintain accreditation in the State of Origin listed above for analysis/tests/matrix being analyzed, the samples must be shipped back to the Eurofins Environment Testing Southeast, LLC laboratory or other instructions will be provided. Any changes to accreditation status should be brought to Eurofins Environment Testing Southeast, LLC attention immediately. If all requested accreditations are current to date, return the signed Chain of Custody attesting to said compliance to Eurofins Environment Testing Southeast, LLC.

Possible Hazard Identification
Unconfirmed

Sample Disposal (A fee may be assessed if samples are retained longer than 1 month)
☐ *Return To Client* ☐ *Disposal By Lab* ☐ *Archive For* _____ *Months*

Deliverable Requested: I, II, III, IV, Other (specify) Primary Deliverable Rank: 2

Special Instructions/QC Requirements:

Empty Kit Relinquished by: | Date: | Time: | Method of Shipment:

Relinquished by:	Date/Time:	Company	Received by:	Date/Time:	Company
MJ	2/23/26 1200		Cheyenne Forrest	0925 FEB 24 2026	
Relinquished by:	Date/Time:	Company	Received by: Cheyenne Forrest	Date/Time:	Company
Relinquished by:	Date/Time:	Company	Received by:	Date/Time:	Company

Custody Seals Intact: Δ Yes Δ No | Custody Seal No.: | Cooler Temperature(s) °C and Other Remarks:

Ver: 10/10/2024

Login Sample Receipt Checklist

Client: Southern Company

Job Number: 705-58421-2

Login Number: 58421
List Number: 1
Creator: Sims, Christion

List Source: Eurofins Atlanta

Question	Answer	Comment
The cooler's custody seal, if present, is intact.	True	
The cooler does not appear to have been compromised or tampered with.	True	
Samples were received on ice.	True	
Cooler Temperature is acceptable.	True	
Cooler Temperature is recorded.	True	
COC present.	True	
COC is filled out in ink and legible.	True	
COC is filled out with all pertinent information.	True	
Sample custody seals, if present, are intact.	True	
Sample collection date/times are provided.	True	
The samples do not appear to have been compromised or tampered with.	True	
Containers are not broken or leaking.	True	
There are no discrepancies between the containers received and the COC.	True	
Sample containers have legible labels.	True	
Appropriate sample containers were rec'd and sufficient volume for all analyses.	True	
Samples are received within Holding Time (excluding tests with immediate HTs).	True	
Containers requiring zero headspace have no headspace or bubble is <6mm (1/4").	True	
Is there sufficient air space in bottle for bacteriological analysis.	N/A	

This receipt checklist is generated for all samples received in this Login. It may not be applicable to all Jobs associated with this Login.

Login Sample Receipt Checklist

Client: Southern Company

Job Number: 705-58421-2

Login Number: 58421
List Number: 2
Creator: Forrest, Cheyenne L

List Source: Eurofins St. Louis
List Creation: 02/24/26 11:25 AM

Question	Answer	Comment
Radioactivity wasn't checked or is </= background as measured by a survey meter.	True	
The cooler's custody seal, if present, is intact.	True	
Sample custody seals, if present, are intact.	True	
The cooler or samples do not appear to have been compromised or tampered with.	True	
Samples were received on ice.	N/A	
Cooler Temperature is acceptable.	True	
Cooler Temperature is recorded.	True	
COC is present.	True	
COC is filled out in ink and legible.	True	
COC is filled out with all pertinent information.	True	
Is the Field Sampler's name present on COC?	N/A	
There are no discrepancies between the containers received and the COC.	True	
Samples are received within Holding Time (excluding tests with immediate HTs)	True	
Sample containers have legible labels.	True	
Containers are not broken or leaking.	True	
Sample collection date/times are provided.	True	
Appropriate sample containers are used.	True	
Sample bottles are completely filled.	True	
Sample Preservation Verified.	True	
There is sufficient vol. for all requested analyses, incl. any requested MS/MSDs	True	
Containers requiring zero headspace have no headspace or bubble is <6mm (1/4").	N/A	
Multiphasic samples are not present.	True	
Samples do not require splitting or compositing.	True	
Residual Chlorine Checked.	N/A	

This receipt checklist is generated for all samples received in this Login. It may not be applicable to all Jobs associated with this Login.

Definitions/Glossary

Client: Southern Company
Job ID: 705-58421-2
Project/Site: CCR - Plant Scherer Additional PZs

Qualifiers

Rad

Qualifier	Qualifier Description
U	Result is less than the sample detection limit.

Glossary

Abbreviation	These commonly used abbreviations may or may not be present in this report.
☼	Listed under the "D" column to designate that the result is reported on a dry weight basis
%R	Percent Recovery
CFL	Contains Free Liquid
CFU	Colony Forming Unit
CNF	Contains No Free Liquid
DER	Duplicate Error Ratio (normalized absolute difference)
Dil Fac	Dilution Factor
DL	Detection Limit (DoD/DOE)
DL, RA, RE, IN	Indicates a Dilution, Re-analysis, Re-extraction, or additional Initial metals/anion analysis of the sample
DLC	Decision Level Concentration (Radiochemistry)
EDL	Estimated Detection Limit (Dioxin)
LOD	Limit of Detection (DoD/DOE)
LOQ	Limit of Quantitation (DoD/DOE)
MCL	EPA recommended "Maximum Contaminant Level"
MDA	Minimum Detectable Activity (Radiochemistry)
MDC	Minimum Detectable Concentration (Radiochemistry)
MDL	Method Detection Limit
ML	Minimum Level (Dioxin)
MPN	Most Probable Number
MQL	Method Quantitation Limit
NC	Not Calculated
ND	Not Detected at the reporting limit (or MDL or EDL if shown)
NEG	Negative / Absent
POS	Positive / Present
PQL	Practical Quantitation Limit
PRES	Presumptive
QC	Quality Control
RER	Relative Error Ratio (Radiochemistry)
RL	Reporting Limit or Requested Limit (Radiochemistry)
RPD	Relative Percent Difference, a measure of the relative difference between two points
TEF	Toxicity Equivalent Factor (Dioxin)
TEQ	Toxicity Equivalent Quotient (Dioxin)
TNTC	Too Numerous To Count

Job Narrative
705-58421-2

The analytical test results presented in this report meet all requirements of the associated regulatory program listed on the Accreditation/Certification Summary Page, unless otherwise noted. Data qualifiers and/or narrative comments are included to explain any exceptions, if applicable. Regulated compliance samples (e.g. SDWA, NPDES) must comply with associated agency requirements/permits.

- Matrix-specific batch QC (e.g., MS, MSD, SD) may not be reported when insufficient sample volume is available or when site-specific QC samples are not submitted. In such cases, a Laboratory Control Sample Duplicate (LCSD) may be analyzed to provide precision data for the batch.
- For samples analyzed using surrogate and/or isotope dilution analytes, any recoveries falling outside of established acceptance criteria are re-prepared and/or re-analyzed to confirm results, unless the deviation is due to sample dilution or otherwise explained in the case narrative.

Receipt
The sample was received on 2/20/2026 3:05 PM. Unless otherwise noted below, the sample arrived in good condition, and, where required, properly preserved and on ice. The temperatures of the 5 coolers at receipt time were 0.1°C, 0.2°C, 0.4°C, 0.5°C and 2.0°C.

Gas Flow Proportional Counter
No additional analytical or quality issues were noted, other than those described above or in the Definitions/ Glossary page.

Rad
No additional analytical or quality issues were noted, other than those described above or in the Definitions/ Glossary page.

Client Sample Results

Client: Southern Company
Project/Site: CCR - Plant Scherer Additional PZs

Job ID: 705-58421-2

Client Sample ID: SCH-PZ-25S

Lab Sample ID: 705-58421-1

Date Collected: 02/19/26 13:59
Date Received: 02/20/26 15:05

Matrix: Water

Method: SW846 9315 - Radium-226 (GFPC)

Analyte	Result	Qualifier	Count Uncert. (2σ+/-)	Total Uncert. (2σ+/-)	RL	MDC	Unit	Prepared	Analyzed	Dil Fac
Radium-226	0.0672	U	0.116	0.117	1.00	0.206	pCi/L	03/02/26 06:25	03/25/26 22:22	1

Carrier	*%Yield*	*Qualifier*	*Limits*	*Prepared*	*Analyzed*	*Dil Fac*
Ba Carrier	*85.7*		*30 - 110*	*03/02/26 06:25*	*03/25/26 22:22*	*1*

Method: SW846 9320 - Radium-228 (GFPC)

Analyte	Result	Qualifier	Count Uncert. (2σ+/-)	Total Uncert. (2σ+/-)	RL	MDC	Unit	Prepared	Analyzed	Dil Fac
Radium-228	0.257	U	0.390	0.390	1.00	0.659	pCi/L	03/02/26 06:28	03/24/26 11:58	1

Carrier	*%Yield*	*Qualifier*	*Limits*	*Prepared*	*Analyzed*	*Dil Fac*
Ba Carrier	*85.7*		*30 - 110*	*03/02/26 06:28*	*03/24/26 11:58*	*1*
Y Carrier	*80.0*		*30 - 110*	*03/02/26 06:28*	*03/24/26 11:58*	*1*

Method: TAL-STL Ra226_Ra228 - Combined Radium-226 and Radium-228

Analyte	Result	Qualifier	Count Uncert. (2σ+/-)	Total Uncert. (2σ+/-)	RL	MDC	Unit	Prepared	Analyzed	Dil Fac
Combined Radium 226 + 228	0.325	U	0.407	0.407	5.00	0.659	pCi/L		03/26/26 16:10	1

Tracer/Carrier Summary

Client: Southern Company
Project/Site: CCR - Plant Scherer Additional PZs

Job ID: 705-58421-2

Method: 9315 - Radium-226 (GFPC)

Matrix: Water **Prep Type: Total/NA**

		Percent Yield (Acceptance Limits)							
		Ba							
Lab Sample ID	Client Sample ID	(30-110)							
705-58411-E-8-A DU	Duplicate	81.4							
705-58421-1	SCH-PZ-25S	85.7							
LCS 160-759241/2-A	Lab Control Sample	83.7							
MB 160-759241/1-A	Method Blank	82.0							

Tracer/Carrier Legend

Ba = Ba Carrier

Method: 9320 - Radium-228 (GFPC)

Matrix: Water **Prep Type: Total/NA**

		Percent Yield (Acceptance Limits)							
		Ba	Y						
Lab Sample ID	Client Sample ID	(30-110)	(30-110)						
705-58411-E-8-B DU	Duplicate	81.4	87.1						
705-58421-1	SCH-PZ-25S	85.7	80.0						
LCS 160-759242/2-A	Lab Control Sample	83.7	82.2						
MB 160-759242/1-A	Method Blank	82.0	80.7						

Tracer/Carrier Legend

Ba = Ba Carrier

Y = Y Carrier

Method Summary

Client: Southern Company
Project/Site: CCR - Plant Scherer Additional PZs

Job ID: 705-58421-2

Method	Method Description	Protocol	Laboratory
9315	Radium-226 (GFPC)	SW846	EET SL
9320	Radium-228 (GFPC)	SW846	EET SL
Ra226_Ra228	Combined Radium-226 and Radium-228	TAL-STL	EET SL
PrecSep_0	Preparation, Precipitate Separation	None	EET SL
PrecSep-21	Preparation, Precipitate Separation (21-Day In-Growth)	None	EET SL

Protocol References:

None = None

SW846 = "Test Methods For Evaluating Solid Waste, Physical/Chemical Methods", Third Edition, November 1986 And Its Updates.

TAL-STL = TestAmerica Laboratories, St. Louis, Facility Standard Operating Procedure.

Laboratory References:

EET SL = Eurofins St. Louis, 13715 Rider Trail North, Earth City, MO 63045, TEL (314)298-8566

Lab Chronicle

Client: Southern Company
Project/Site: CCR - Plant Scherer Additional PZs

Job ID: 705-58421-2

Client Sample ID: SCH-PZ-25S

Lab Sample ID: 705-58421-1

Date Collected: 02/19/26 13:59

Matrix: Water

Date Received: 02/20/26 15:05

Prep Type	Batch Type	Batch Method	Run	Dilution Factor	Batch Number	Analyst	Lab	Prepared or Analyzed
Total/NA	Prep	PrecSep-21			759241	AMS	EET SL	03/02/26 06:25
Total/NA	Analysis	9315		1	763015	SWS	EET SL	03/25/26 22:22
Total/NA	Prep	PrecSep_0			759242	AMS	EET SL	03/02/26 06:28
Total/NA	Analysis	9320		1	762760	SWS	EET SL	03/24/26 11:58
Total/NA	Analysis	Ra226_Ra228		1	762845	FLC	EET SL	03/26/26 16:10

Laboratory References:

EET SL = Eurofins St. Louis, 13715 Rider Trail North, Earth City, MO 63045, TEL (314)298-8566

QC Sample Results

Client: Southern Company
Project/Site: CCR - Plant Scherer Additional PZs

Job ID: 705-58421-2

Method: 9315 - Radium-226 (GFPC)

Lab Sample ID: MB 160-759241/1-A — **Client Sample ID: Method Blank**
Matrix: Water — **Prep Type: Total/NA**
Analysis Batch: 763011 — **Prep Batch: 759241**

Analyte	MB Result	MB Qualifier	Count Uncert. (2σ+/-)	Total Uncert. (2σ+/-)	RL	MDC	Unit	Prepared	Analyzed	Dil Fac
Radium-226	0.08014	U	0.129	0.129	1.00	0.225	pCi/L	03/02/26 06:25	03/25/26 18:14	1

Carrier	*MB %Yield*	*MB Qualifier*	*Limits*	*Prepared*	*Analyzed*	*Dil Fac*
Ba Carrier	*82.0*		*30 - 110*	*03/02/26 06:25*	*03/25/26 18:14*	*1*

Lab Sample ID: LCS 160-759241/2-A — **Client Sample ID: Lab Control Sample**
Matrix: Water — **Prep Type: Total/NA**
Analysis Batch: 763011 — **Prep Batch: 759241**

Analyte			Spike Added	LCS Result	LCS Qual	Total Uncert. (2σ+/-)	RL	MDC	Unit	%Rec	%Rec Limits		
Radium-226			9.57	9.847		1.20	1.00	0.207	pCi/L	103	75 - 125		

Carrier	*LCS %Yield*	*LCS Qualifier*	*Limits*
Ba Carrier	*83.7*		*30 - 110*

Lab Sample ID: 705-58411-E-8-A DU — **Client Sample ID: Duplicate**
Matrix: Water — **Prep Type: Total/NA**
Analysis Batch: 763015 — **Prep Batch: 759241**

Analyte	Sample Result	Sample Qual		DU Result	DU Qual	Total Uncert. (2σ+/-)	RL	MDC	Unit			RER	RER Limit
Radium-226	-0.0201	U		0.01011	U	0.117	1.00	0.238	pCi/L			0.14	1

Carrier	*DU %Yield*	*DU Qualifier*	*Limits*
Ba Carrier	*81.4*		*30 - 110*

Method: 9320 - Radium-228 (GFPC)

Lab Sample ID: MB 160-759242/1-A — **Client Sample ID: Method Blank**
Matrix: Water — **Prep Type: Total/NA**
Analysis Batch: 762818 — **Prep Batch: 759242**

Analyte	MB Result	MB Qualifier	Count Uncert. (2σ+/-)	Total Uncert. (2σ+/-)	RL	MDC	Unit	Prepared	Analyzed	Dil Fac
Radium-228	0.3045	U	0.451	0.452	1.00	0.760	pCi/L	03/02/26 06:28	03/24/26 11:54	1

Carrier	*MB %Yield*	*MB Qualifier*	*Limits*	*Prepared*	*Analyzed*	*Dil Fac*
Ba Carrier	*82.0*		*30 - 110*	*03/02/26 06:28*	*03/24/26 11:54*	*1*
Y Carrier	*80.7*		*30 - 110*	*03/02/26 06:28*	*03/24/26 11:54*	*1*

Method: 9320 - Radium-228 (GFPC) (Continued)

Lab Sample ID: LCS 160-759242/2-A
Matrix: Water
Analysis Batch: 762818

Client Sample ID: Lab Control Sample
Prep Type: Total/NA
Prep Batch: 759242

Analyte			Spike Added	LCS Result	LCS Qual	Total Uncert. (2σ+/-)	RL	MDC	Unit	%Rec	%Rec Limits		
Radium-228			9.31	10.32		1.45	1.00	0.704	pCi/L	111	75 - 125		

Carrier	*LCS %Yield*	*LCS Qualifier*	*Limits*
Ba Carrier	*83.7*		*30 - 110*
Y Carrier	*82.2*		*30 - 110*

Lab Sample ID: 705-58411-E-8-B DU
Matrix: Water
Analysis Batch: 762818

Client Sample ID: Duplicate
Prep Type: Total/NA
Prep Batch: 759242

Analyte	Sample Result	Sample Qual		DU Result	DU Qual	Total Uncert. (2σ+/-)	RL	MDC	Unit			RER	RER Limit
Radium-228	0.211	U		0.4466	U	0.412	1.00	0.653	pCi/L			0.30	1

Carrier	*DU %Yield*	*DU Qualifier*	*Limits*
Ba Carrier	*81.4*		*30 - 110*
Y Carrier	*87.1*		*30 - 110*

Accreditation/Certification Summary

Client: Southern Company
Project/Site: CCR - Plant Scherer Additional PZs

Job ID: 705-58421-2

Laboratory: Eurofins St. Louis

The accreditations/certifications listed below are applicable to this report.

Authority	Program	Identification Number	Expiration Date
Florida	NELAP	E87689	06-30-26

eurofins | Environment Testing

ANALYTICAL REPORT

PREPARED FOR

Attn: Joju Abraham
Southern Company
241 Ralph McGill Blvd SE
B10185
Atlanta, Georgia (St) 30308

Generated 3/27/2026 7:58:00 PM

JOB DESCRIPTION

CCR - Plant Scherer Ash Pond

JOB NUMBER

705-58793-2

Eurofins Atlanta
3080 Presidential Dr
Atlanta GA 30340

See page two for job notes and contact information.

my EOL

Eurofins Atlanta

Job Notes

The test results in this report relate only to the samples as received by the laboratory and will meet all requirements of the methodology, with any exceptions noted. This report shall not be reproduced except in full, without the express written approval of the laboratory. All questions should be directed to the Eurofins Environment Testing Southeast, LLC Project Manager.

Authorization

Generated
3/27/2026 7:58:00 PM

Authorized for release by
David Fuller, Project Manager
David.Fuller@et.eurofinsus.com
(770)344-8986

Table of Contents

Cover Page 1
Table of Contents 3
Sample Summary 4
Chain of Custody 5
Receipt Checklists 7
Definitions/Glossary 9
Case Narrative 10
Client Sample Results 11
Tracer Carrier Summary 12
Method Summary 13
Lab Chronicle 14
QC Sample Results 15
Certification Summary 17

Sample Summary

Client: Southern Company
Project/Site: CCR - Plant Scherer Ash Pond

Job ID: 705-58793-2

Lab Sample ID	Client Sample ID	Matrix	Collected	Received	Sample Origin
705-58793-1	SCH-SGWC-9	Water	02/25/26 11:35	02/26/26 10:20	Georgia (St)

Eurofins Atlanta
3080 Presidential Dr
Atlanta, GA 30340
Phone (770) 457-8177

Chain of Custody Record

eurofins | Environment Testing

Client Information	Sampler:	Lab PM: David Fuller / Phone: 770-344-8986	Carrier Tracking No(s):	COC No:
Client Contact: Joju Abraham	Phone:	E-Mail: David.Fuller@ET.EurofinsUS.com	State of Origin: GA	Page: Page 1 of 1
Company: Southern Company	PWSID:			Job #:
Address: 241 Ralph McGill Blvd SE B10185	Due Date Requested:			
City: Atlanta	TAT Requested (days):			
State, Zip: GA 30308	Compliance Project: Δ Yes Δ No			
Phone:	Lab Project #: 70504534 (DO NOT REMOVE)			
Email: JAbraham@southernco.com	Lab PO #: GPC82130-0003 / PO Line #1			
Project Name: CCR - Plant Scherer Ash Pond	Project #:			
Site:	SSOW#:			

Analysis Requested

Preservation Codes:
D HNO3
N None

705-58793 COC

Other:

Task_Code: SCH-CCR-ASSMT-2026S1

Special Instructions/Notes.

Sample Identification	Sample Date	Sample Time	Sample Type (C=Comp, G=grab)	Matrix (W=water, S=solid, O=waste/oil, BT=Tissue, A=Air)	Field Filtered Sample (Yes or No)	Perform MS/MSD (Yes or No)	300_ORGFM_28D Chloride, Fluoride, Sulfate	2540C_Calcd Total Dissolved Solids (TDS)	3010D- App III Metals + Lithium	5020B App IV Metals + Mg, Na, K, Fe	2320B Total Alkalinity	7470A App IV Mercury	9315_Ra226 Radium-226 (GFPC) 21 day decay	9320_Ra228 Radium-228 (GFPC) 21 day decay	Ra226Ra228_GFPC Combined Radium 226 and 228				Total Number of containers	Special Instructions/Notes.
			Preservation Code:				N	N	D	D	N	D	D	D	D					
SCH-SGWC-9	2/25/26	11 35	G	WG			X	X	X	X	X	X	X	X	X				5	

Possible Hazard Identification
☐ Non-Hazard ☐ Flammable ☐ Skin Irritant ☐ Poison B ☐ Unknown ☐ Radiological

Deliverable Requested: I II III IV Other (specify)

Sample Disposal (A fee may be assessed if samples are retained longer than 1 month)
☐ Return To Client ☐ Disposal By Lab ☐ Archive For _____ Months

Special Instructions/QC Requirements.

Empty Kit Relinquished by:	Date:	Time:	Method of Shipment:

Relinquished by:	Date/Time:	Company	Received by:	Date/Time:	Company
[signature]	2/26/26 0830	WSP	Yolanda Lucear	2/26/26 0830	CNOW
Yolanda Lucear	2-26-26 10:20 am	CNOW	[signature]	2.26.26 1020	

Custody Seals Intact: Δ Yes Δ No	Custody Seal No.	Cooler Temperature(s) oC and Other Remarks: Co 3.0°; 2.6°; 2.2°, 2.4° #2665

Ver 01/16/2019

Eurofins Atlanta
3080 Presidential Dr
Atlanta, GA 30340
Phone: 770-457-8177 Fax: 770-457-8188

Chain of Custody Record

eurofins | Environment Testing

Client Information (Sub Contract Lab)	Sampler: N/A	Lab PM: Fuller, David	Carrier Tracking No(s): N/A	COC No: 705-105695.1
Client Contact: Shipping/Receiving	Phone: N/A	E-Mail: David.Fuller@et.eurofinsus.com	State of Origin: Georgia	Page: Page 1 of 1
Company: TestAmerica Laboratories, Inc.		Accreditations Required (See note): NELAP - Florida; State - Georgia		Job #: 705-58793-1
Address: 13715 Rider Trail North, ,	Due Date Requested: 3/10/2026			Preservation Codes: -
City: Earth City	TAT Requested (days): N/A			
State, Zip: MO, 63045				
Phone: 314-298-8566(Tel) 314-298-8757(Fax)	PO #: N/A			
Email: N/A	WO #: N/A			
Project Name: CCR - Plant Scherer Ash Pond	Project #: 70504534			
Site: N/A	SSOW#: N/A			Other: N/A

Analysis Requested

Sample Identification - Client ID (Lab ID)	Sample Date	Sample Time	Sample Type (C=comp, G=grab)	Matrix (W=water, S=solid, O=waste/oil, BT=Tissue, A=Air)	Field Filtered Sample (Yes or No)	Perform MS/MSD (Yes or No)	9315_Ra226/PrecSep_21Radium-226 (GFPC) - 21 day decay	9320_Ra228/PrecSep_0Radium-228 (GFPC) 21 day decay	Ra226Ra228_GFPCCombined Radium-226 and Radium-228	Total Number of containers	Special Instructions/Note:
			Preservation Code:								
SCH-SGWC-9 (705-58793-1)	2/25/26	11:35 Eastern	G	Water			X	X	X	2	

Note: Since laboratory accreditations are subject to change, Eurofins Environment Testing Southeast, LLC places the ownership of method, analyte & accreditation compliance upon our subcontract laboratories. This sample shipment is forwarded under chain-of-custody. If the laboratory does not currently maintain accreditation in the State of Origin listed above for analysis/tests/matrix being analyzed, the samples must be shipped back to the Eurofins Environment Testing Southeast, LLC laboratory or other instructions will be provided. Any changes to accreditation status should be brought to Eurofins Environment Testing Southeast, LLC attention immediately. If all requested accreditations are current to date, return the signed Chain of Custody attesting to said compliance to Eurofins Environment Testing Southeast, LLC.

Possible Hazard Identification	*Sample Disposal (A fee may be assessed if samples are retained longer than 1 month)*
Unconfirmed	☐ *Return To Client* ☐ *Disposal By Lab* ☐ *Archive For* _____ *Months*
Deliverable Requested: I, II, III, IV, Other (specify) Primary Deliverable Rank: 2	Special Instructions/QC Requirements:

Empty Kit Relinquished by:	Date:	Time:	Method of Shipment:

Relinquished by:	Date/Time:	Company	Received by:	Date/Time:	Company
Andrene	2/26/26 4:00		Sierra Worthington	2/26 5:00 2/27/26	EPASL
Relinquished by:	Date/Time:	Company	Received by:	Date/Time: 2/27/26 0925	Company
Relinquished by:	Date/Time:	Company	Received by:	Date/Time:	Company

Custody Seals Intact: Δ Yes Δ No	Custody Seal No.:	Cooler Temperature(s) °C and Other Remarks:

Ver: 10/10/2024

Login Sample Receipt Checklist

Client: Southern Company

Job Number: 705-58793-2

Login Number: 58793
List Number: 1
Creator: Sims, Christion

List Source: Eurofins Atlanta

Question	Answer	Comment
The cooler's custody seal, if present, is intact.	True	
The cooler does not appear to have been compromised or tampered with.	True	
Samples were received on ice.	True	
Cooler Temperature is acceptable.	True	
Cooler Temperature is recorded.	True	
COC present.	True	
COC is filled out in ink and legible.	True	
COC is filled out with all pertinent information.	True	
Sample custody seals, if present, are intact.	True	
Sample collection date/times are provided.	True	
The samples do not appear to have been compromised or tampered with.	True	
Containers are not broken or leaking.	True	
There are no discrepancies between the containers received and the COC.	True	
Sample containers have legible labels.	True	
Appropriate sample containers were rec'd and sufficient volume for all analyses.	True	
Samples are received within Holding Time (excluding tests with immediate HTs).	True	
Containers requiring zero headspace have no headspace or bubble is <6mm (1/4").	True	
Is there sufficient air space in bottle for bacteriological analysis.	True	

This receipt checklist is generated for all samples received in this Login. It may not be applicable to all Jobs associated with this Login.

Login Sample Receipt Checklist

Client: Southern Company

Job Number: 705-58793-2

Login Number: 58793
List Number: 2
Creator: Worthington, Sierra M

List Source: Eurofins St. Louis
List Creation: 02/27/26 11:00 AM

Question	Answer	Comment
Radioactivity wasn't checked or is </= background as measured by a survey meter.	True	
The cooler's custody seal, if present, is intact.	True	
Sample custody seals, if present, are intact.	True	
The cooler or samples do not appear to have been compromised or tampered with.	True	
Samples were received on ice.	N/A	
Cooler Temperature is acceptable.	True	
Cooler Temperature is recorded.	True	
COC is present.	True	
COC is filled out in ink and legible.	True	
COC is filled out with all pertinent information.	True	
Is the Field Sampler's name present on COC?	N/A	
There are no discrepancies between the containers received and the COC.	True	
Samples are received within Holding Time (excluding tests with immediate HTs)	True	
Sample containers have legible labels.	True	
Containers are not broken or leaking.	True	
Sample collection date/times are provided.	True	
Appropriate sample containers are used.	True	
Sample bottles are completely filled.	True	
Sample Preservation Verified.	True	
There is sufficient vol. for all requested analyses, incl. any requested MS/MSDs	True	
Containers requiring zero headspace have no headspace or bubble is <6mm (1/4").	N/A	
Multiphasic samples are not present.	True	
Samples do not require splitting or compositing.	True	
Residual Chlorine Checked.	N/A	

This receipt checklist is generated for all samples received in this Login. It may not be applicable to all Jobs associated with this Login.

Definitions/Glossary

Client: Southern Company
Project/Site: CCR - Plant Scherer Ash Pond

Job ID: 705-58793-2

Qualifiers

Rad

Qualifier	Qualifier Description
U	Result is less than the sample detection limit.

Glossary

Abbreviation	These commonly used abbreviations may or may not be present in this report.
☼	Listed under the "D" column to designate that the result is reported on a dry weight basis
%R	Percent Recovery
CFL	Contains Free Liquid
CFU	Colony Forming Unit
CNF	Contains No Free Liquid
DER	Duplicate Error Ratio (normalized absolute difference)
Dil Fac	Dilution Factor
DL	Detection Limit (DoD/DOE)
DL, RA, RE, IN	Indicates a Dilution, Re-analysis, Re-extraction, or additional Initial metals/anion analysis of the sample
DLC	Decision Level Concentration (Radiochemistry)
EDL	Estimated Detection Limit (Dioxin)
LOD	Limit of Detection (DoD/DOE)
LOQ	Limit of Quantitation (DoD/DOE)
MCL	EPA recommended "Maximum Contaminant Level"
MDA	Minimum Detectable Activity (Radiochemistry)
MDC	Minimum Detectable Concentration (Radiochemistry)
MDL	Method Detection Limit
ML	Minimum Level (Dioxin)
MPN	Most Probable Number
MQL	Method Quantitation Limit
NC	Not Calculated
ND	Not Detected at the reporting limit (or MDL or EDL if shown)
NEG	Negative / Absent
POS	Positive / Present
PQL	Practical Quantitation Limit
PRES	Presumptive
QC	Quality Control
RER	Relative Error Ratio (Radiochemistry)
RL	Reporting Limit or Requested Limit (Radiochemistry)
RPD	Relative Percent Difference, a measure of the relative difference between two points
TEF	Toxicity Equivalent Factor (Dioxin)
TEQ	Toxicity Equivalent Quotient (Dioxin)
TNTC	Too Numerous To Count

Job Narrative
705-58793-2

The analytical test results presented in this report meet all requirements of the associated regulatory program listed on the Accreditation/Certification Summary Page, unless otherwise noted. Data qualifiers and/or narrative comments are included to explain any exceptions, if applicable. Regulated compliance samples (e.g. SDWA, NPDES) must comply with associated agency requirements/permits.

- Matrix-specific batch QC (e.g., MS, MSD, SD) may not be reported when insufficient sample volume is available or when site-specific QC samples are not submitted. In such cases, a Laboratory Control Sample Duplicate (LCSD) may be analyzed to provide precision data for the batch.
- For samples analyzed using surrogate and/or isotope dilution analytes, any recoveries falling outside of established acceptance criteria are re-prepared and/or re-analyzed to confirm results, unless the deviation is due to sample dilution or otherwise explained in the case narrative.

Receipt
The sample was received on 2/26/2026 10:20 AM. Unless otherwise noted below, the sample arrived in good condition, and, where required, properly preserved and on ice. The temperatures of the 4 coolers at receipt time were 2.2°C, 2.4°C, 2.6°C and 3.0°C.

Gas Flow Proportional Counter
Method 9320: Radium 228 Batch 759865

The Radium-228 laboratory control sample (LCS) associated with the following samples recovered at 127%: (LCS 160-759865/2-A). The limits in our LIMS system at 75-125% reflect the requirements of a regulatory agency that represents a large amount of our work. However the samples associated with this LCS are not from this agency and are therefore held to our in-house statistical limits of 72-154%. The LCS is within criteria and no further action is required.

No additional analytical or quality issues were noted, other than those described above or in the Definitions/ Glossary page.

Rad
No additional analytical or quality issues were noted, other than those described above or in the Definitions/ Glossary page.

Client Sample Results

Client: Southern Company
Project/Site: CCR - Plant Scherer Ash Pond

Job ID: 705-58793-2

Client Sample ID: SCH-SGWC-9

Lab Sample ID: 705-58793-1

Date Collected: 02/25/26 11:35
Date Received: 02/26/26 10:20

Matrix: Water

Method: SW846 9315 - Radium-226 (GFPC)

Analyte	Result	Qualifier	Count Uncert. (2σ+/-)	Total Uncert. (2σ+/-)	RL	MDC	Unit	Prepared	Analyzed	Dil Fac
Radium-226	-0.0517	U	0.172	0.172	1.00	0.376	pCi/L	03/04/26 13:13	03/26/26 16:26	1

Carrier	*%Yield*	*Qualifier*	*Limits*	*Prepared*	*Analyzed*	*Dil Fac*
Ba Carrier	*80.0*		*30 - 110*	*03/04/26 13:13*	*03/26/26 16:26*	*1*

Method: SW846 9320 - Radium-228 (GFPC)

Analyte	Result	Qualifier	Count Uncert. (2σ+/-)	Total Uncert. (2σ+/-)	RL	MDC	Unit	Prepared	Analyzed	Dil Fac
Radium-228	-0.107	U	0.330	0.330	1.00	0.645	pCi/L	03/04/26 13:16	03/26/26 09:51	1

Carrier	*%Yield*	*Qualifier*	*Limits*	*Prepared*	*Analyzed*	*Dil Fac*
Ba Carrier	*80.0*		*30 - 110*	*03/04/26 13:16*	*03/26/26 09:51*	*1*
Y Carrier	*80.0*		*30 - 110*	*03/04/26 13:16*	*03/26/26 09:51*	*1*

Method: TAL-STL Ra226_Ra228 - Combined Radium-226 and Radium-228

Analyte	Result	Qualifier	Count Uncert. (2σ+/-)	Total Uncert. (2σ+/-)	RL	MDC	Unit	Prepared	Analyzed	Dil Fac
Combined Radium 226 + 228	-0.158	U	0.372	0.372	5.00	0.645	pCi/L		03/27/26 13:21	1

Tracer/Carrier Summary

Client: Southern Company
Project/Site: CCR - Plant Scherer Ash Pond

Job ID: 705-58793-2

Method: 9315 - Radium-226 (GFPC)

Matrix: Water **Prep Type: Total/NA**

		Percent Yield (Acceptance Limits)							
		Ba							
Lab Sample ID	Client Sample ID	(30-110)							
705-58788-E-2-A DU	Duplicate	78.3							
705-58793-1	SCH-SGWC-9	80.0							
LCS 160-759863/2-A	Lab Control Sample	86.9							
MB 160-759863/1-A	Method Blank	75.7							

Tracer/Carrier Legend

Ba = Ba Carrier

Method: 9320 - Radium-228 (GFPC)

Matrix: Water **Prep Type: Total/NA**

		Percent Yield (Acceptance Limits)							
		Ba	Y						
Lab Sample ID	Client Sample ID	(30-110)	(30-110)						
705-58788-E-2-B DU	Duplicate	78.3	83.0						
705-58793-1	SCH-SGWC-9	80.0	80.0						
LCS 160-759865/2-A	Lab Control Sample	86.9	82.6						
MB 160-759865/1-A	Method Blank	75.7	83.7						

Tracer/Carrier Legend

Ba = Ba Carrier

Y = Y Carrier

Method Summary

Client: Southern Company
Project/Site: CCR - Plant Scherer Ash Pond

Job ID: 705-58793-2

Method	Method Description	Protocol	Laboratory
9315	Radium-226 (GFPC)	SW846	EET SL
9320	Radium-228 (GFPC)	SW846	EET SL
Ra226_Ra228	Combined Radium-226 and Radium-228	TAL-STL	EET SL
PrecSep_0	Preparation, Precipitate Separation	None	EET SL
PrecSep-21	Preparation, Precipitate Separation (21-Day In-Growth)	None	EET SL

Protocol References:

None = None

SW846 = "Test Methods For Evaluating Solid Waste, Physical/Chemical Methods", Third Edition, November 1986 And Its Updates.

TAL-STL = TestAmerica Laboratories, St. Louis, Facility Standard Operating Procedure.

Laboratory References:

EET SL = Eurofins St. Louis, 13715 Rider Trail North, Earth City, MO 63045, TEL (314)298-8566

Lab Chronicle

Client: Southern Company
Project/Site: CCR - Plant Scherer Ash Pond

Job ID: 705-58793-2

Client Sample ID: SCH-SGWC-9

Lab Sample ID: 705-58793-1

Date Collected: 02/25/26 11:35

Matrix: Water

Date Received: 02/26/26 10:20

Prep Type	Batch Type	Batch Method	Run	Dilution Factor	Batch Number	Analyst	Lab	Prepared or Analyzed
Total/NA	Prep	PrecSep-21			759863	VLQ	EET SL	03/04/26 13:13
Total/NA	Analysis	9315		1	763151	SWS	EET SL	03/26/26 16:26
Total/NA	Prep	PrecSep_0			759865	VLQ	EET SL	03/04/26 13:16
Total/NA	Analysis	9320		1	763151	SWS	EET SL	03/26/26 09:51
Total/NA	Analysis	Ra226_Ra228		1	762845	FLC	EET SL	03/27/26 13:21

Laboratory References:

EET SL = Eurofins St. Louis, 13715 Rider Trail North, Earth City, MO 63045, TEL (314)298-8566

QC Sample Results

Client: Southern Company
Project/Site: CCR - Plant Scherer Ash Pond

Job ID: 705-58793-2

Method: 9315 - Radium-226 (GFPC)

Lab Sample ID: MB 160-759863/1-A — **Client Sample ID: Method Blank**
Matrix: Water — **Prep Type: Total/NA**
Analysis Batch: 763151 — **Prep Batch: 759863**

Analyte	MB Result	MB Qualifier	Count Uncert. (2σ+/-)	Total Uncert. (2σ+/-)	RL	MDC	Unit	Prepared	Analyzed	Dil Fac
Radium-226	0.01967	U	0.163	0.163	1.00	0.331	pCi/L	03/04/26 13:13	03/26/26 16:04	1

Carrier	*MB %Yield*	*MB Qualifier*	*Limits*	*Prepared*	*Analyzed*	*Dil Fac*
Ba Carrier	*75.7*		*30 - 110*	*03/04/26 13:13*	*03/26/26 16:04*	*1*

Lab Sample ID: LCS 160-759863/2-A — **Client Sample ID: Lab Control Sample**
Matrix: Water — **Prep Type: Total/NA**
Analysis Batch: 763151 — **Prep Batch: 759863**

Analyte			Spike Added	LCS Result	LCS Qual	Total Uncert. (2σ+/-)	RL	MDC	Unit	%Rec	%Rec Limits		
Radium-226			9.57	7.517		1.06	1.00	0.288	pCi/L	79	75 - 125		

Carrier	*LCS %Yield*	*LCS Qualifier*	*Limits*
Ba Carrier	*86.9*		*30 - 110*

Lab Sample ID: 705-58788-E-2-A DU — **Client Sample ID: Duplicate**
Matrix: Water — **Prep Type: Total/NA**
Analysis Batch: 763152 — **Prep Batch: 759863**

Analyte	Sample Result	Sample Qual		DU Result	DU Qual	Total Uncert. (2σ+/-)	RL	MDC	Unit			RER	RER Limit
Radium-226	-0.100	U		-0.08318	U	0.139	1.00	0.346	pCi/L			0.06	1

Carrier	*DU %Yield*	*DU Qualifier*	*Limits*
Ba Carrier	*78.3*		*30 - 110*

Method: 9320 - Radium-228 (GFPC)

Lab Sample ID: MB 160-759865/1-A — **Client Sample ID: Method Blank**
Matrix: Water — **Prep Type: Total/NA**
Analysis Batch: 763169 — **Prep Batch: 759865**

Analyte	MB Result	MB Qualifier	Count Uncert. (2σ+/-)	Total Uncert. (2σ+/-)	RL	MDC	Unit	Prepared	Analyzed	Dil Fac
Radium-228	0.4313	U	0.487	0.489	1.00	0.799	pCi/L	03/04/26 13:16	03/26/26 09:49	1

Carrier	*MB %Yield*	*MB Qualifier*	*Limits*	*Prepared*	*Analyzed*	*Dil Fac*
Ba Carrier	*75.7*		*30 - 110*	*03/04/26 13:16*	*03/26/26 09:49*	*1*
Y Carrier	*83.7*		*30 - 110*	*03/04/26 13:16*	*03/26/26 09:49*	*1*

Method: 9320 - Radium-228 (GFPC) (Continued)

Lab Sample ID: LCS 160-759865/2-A
Matrix: Water
Analysis Batch: 763169

Client Sample ID: Lab Control Sample
Prep Type: Total/NA
Prep Batch: 759865

Analyte			Spike Added	LCS Result	LCS Qual	Total Uncert. (2σ+/-)	RL	MDC	Unit	%Rec	%Rec Limits		
Radium-228			9.30	11.78		1.57	1.00	0.680	pCi/L	127	75 - 125		

Carrier	*LCS %Yield*	*LCS Qualifier*	*Limits*
Ba Carrier	*86.9*		*30 - 110*
Y Carrier	*82.6*		*30 - 110*

Lab Sample ID: 705-58788-E-2-B DU
Matrix: Water
Analysis Batch: 763169

Client Sample ID: Duplicate
Prep Type: Total/NA
Prep Batch: 759865

Analyte	Sample Result	Sample Qual		DU Result	DU Qual	Total Uncert. (2σ+/-)	RL	MDC	Unit			RER	RER Limit
Radium-228	0.385	U		0.6073	U	0.470	1.00	0.722	pCi/L			0.24	1

Carrier	*DU %Yield*	*DU Qualifier*	*Limits*
Ba Carrier	*78.3*		*30 - 110*
Y Carrier	*83.0*		*30 - 110*

Accreditation/Certification Summary

Client: Southern Company
Project/Site: CCR - Plant Scherer Ash Pond

Job ID: 705-58793-2

Laboratory: Eurofins St. Louis

The accreditations/certifications listed below are applicable to this report.

Authority	Program	Identification Number	Expiration Date
Florida	NELAP	E87689	06-30-26

eurofins | Environment Testing

ANALYTICAL REPORT

PREPARED FOR

Attn: Joju Abraham
Southern Company
241 Ralph McGill Blvd SE
B10185
Atlanta, Georgia (St) 30308

Generated 4/3/2026 2:23:56 PM

JOB DESCRIPTION

CCR - Plant Scherer Ash Pond

JOB NUMBER

705-59334-2

Eurofins Atlanta
3080 Presidential Dr
Atlanta GA 30340

See page two for job notes and contact information.

my EOL

Eurofins Atlanta

Job Notes

The test results in this report relate only to the samples as received by the laboratory and will meet all requirements of the methodology, with any exceptions noted. This report shall not be reproduced except in full, without the express written approval of the laboratory. All questions should be directed to the Eurofins Environment Testing Southeast, LLC Project Manager.

Authorization

Generated
4/3/2026 2:23:56 PM

Authorized for release by
David Fuller, Project Manager
David.Fuller@et.eurofinsus.com
(770)344-8986

Table of Contents

Cover Page 1
Table of Contents 3
Sample Summary 4
Chain of Custody 5
Receipt Checklists 7
Definitions/Glossary 9
Case Narrative 10
Client Sample Results 11
Tracer Carrier Summary 14
Method Summary 15
Lab Chronicle 16
QC Sample Results 17
Certification Summary 19

Sample Summary

Client: Southern Company
Project/Site: CCR - Plant Scherer Ash Pond

Job ID: 705-59334-2

Lab Sample ID	Client Sample ID	Matrix	Collected	Received	Sample Origin
705-59334-1	SCH-SGWC-10A	Water	03/02/26 11:16	03/03/26 14:05	Georgia (St)
705-59334-2	SCH-SGWA-5	Water	03/02/26 13:49	03/03/26 14:05	Georgia (St)
705-59334-3	SCH-AP1-EB-1	Water	03/02/26 14:30	03/03/26 14:05	Georgia (St)
705-59334-4	SCH-SGWA-1	Water	03/02/26 16:33	03/03/26 14:05	Georgia (St)

urofins Atlanta
)80 Presidential Dr
lanta, GA 30340
hone (770) 457-8177

Chain of Custody Record

eurofins | Environment Testing

lient Information	Sampler: Dana Bloomfield	Lab PM: David Fuller / Phone: 770-344-8986	Carrier Tracking No(s):	COC No:
ent Contact: ju Abraham	Phone: 404 242 7557	E-Mail: David.Fuller@ET.EurofinsUS.com	State of Origin: GA	Page: Page 1 of 1
mpany: outhern Company	PWSID:			Job #:
dress: 1 Ralph McGill Blvd SE B10185	Due Date Requested:			
y: lanta	TAT Requested (days): Standard			
ate, Zip: A, 30308	Compliance Project: X Yes Δ No			
one:	Lab Project #: 70504534 (DO NOT REMOVE)			
nail: abraham@southernco.com	Lab PO #: GPC82130-0003 / PO Line #1			
oject Name: CR - Plant Scherer Ash Pond	Project #:			
e:	SSOW#:			

Analysis Requested

Preservation Codes:
D - HNO3
N - None

Other:

Task_Code: SCH-CCR-ASSMT-2026S1

Special Instructions/Notes:

ample Identification	Sample Date	Sample Time	Sample Type (C=comp, G=grab)	Matrix (W=water, S=solid, O=waste/oil, BT=Tissue, A=Air)	Field Filtered Sample (Yes or No)	Perform MS/MSD (Yes or No)	300_ORGFM_28D - Chloride, Fluoride, Sulfate	2540C_Calcd - Total Dissolved Solids (TDS)	6010D- App III Metals + Lithium	6020B - App IV Metals + Mg, Na, K, Fe	2320B - Total Alkalinity	7470A - App IV Mercury	9315_Ra226 - Radium-226 (GFPC) - 21 day decay	9320_Ra228 - Radium-228 (GFPC) - 21 day decay	Ra226Ra228_GFPC - Combined Radium 226 and 228				Total Number of containers
			Preservation Code:				N	N	D	D	N	D	D	D	D				
SCH-SGWC-10A	3/2/26	11:16	G	WG			X	X	X	X	X	X	X	X	X				5
SCH-SGWA-5	3/2/26	13:49	G	WG			X	X	X	X	X	X	X	X	X				5
SCH-AP1-EB-1	3/2/26	14:30	G	WG			X	X	X	X	X	X	X	X	X				5
SCH-SGWA-1	3/2/26	16:33	G	WG			X	X	X	X	X	X	X	X	X				5

705-59334 COC

ossible Hazard Identification
X Non-Hazard ☐ Flammable ☐ Skin Irritant ☐ Poison B ☐ Unknown ☐ Radiological

Sample Disposal (A fee may be assessed if samples are retained longer than 1 month)
☐ Return To Client ☒ Disposal By Lab ☐ Archive For _____ Months

eliverable Requested: I, II, III, IV, Other (specify)

Special Instructions/QC Requirements:

npty Kit Relinquished by:	Date:	Time:		Method of Shipment:	
linquished by:	Date/Time: 3/3/26 1405	Company WSP	Received by: Andrew Stor	Date/Time: 3/3/26 1405	Company
linquished by:	Date/Time:	Company	Received by:	Date/Time:	Company
linquished by:	Date/Time:	Company	Received by:	Date/Time:	Company

Custody Seals Intact: Custody Seal No.: Cooler Temperature(s) °C and Other Remarks: 24.9.9.0.7 #2665

4/3/2026

Eurofins Atlanta
3080 Presidential Dr
Atlanta, GA 30340
Phone: 770-457-8177 Fax: 770-457-8188

Chain of Custody Record

eurofins | Environment Testing

Client Information (Sub Contract Lab)	Sampler: N/A	Lab PM: Fuller, David	Carrier Tracking No(s): N/A	COC No: 705-106755.1
Client Contact: Shipping/Receiving	Phone: N/A	E-Mail: David.Fuller@et.eurofinsus.com	State of Origin: Georgia	Page: Page 1 of 1
Company: TestAmerica Laboratories, Inc.		Accreditations Required (See note): NELAP - Florida; State - Georgia		Job #: 705-59334-1
Address: 13715 Rider Trail North, ,	Due Date Requested: 3/13/2026			Preservation Codes: -
City: Earth City	TAT Requested (days): N/A			
State, Zip: MO, 63045				
Phone: 314-298-8566(Tel) 314-298-8757(Fax)	PO #: N/A			
Email: N/A	WO #: N/A			
Project Name: CCR - Plant Scherer Ash Pond	Project #: 70504534			
Site: N/A	SSOW#: N/A			Other: N/A

Analysis Requested

Sample Identification - Client ID (Lab ID)	Sample Date	Sample Time	Sample Type (C=comp, G=grab)	Matrix (W=water, S=solid, O=waste/oil, BT=Tissue, A=Air)	Field Filtered Sample (Yes or No)	Perform MS/MSD (Yes or No)	9315_Ra226/PrecSep_21Radium-226 (GFPC) - 21 day decay	9320_Ra228/PrecSep_0Radium-228 (GFPC) 21 day decay	Ra226Ra228_GFPCCombined Radium-226 and Radium-228	Total Number of containers	Special Instructions/Note:
			Preservation Code:								
SCH-SGWC-10A (705-59334-1)	3/2/26	11:16 Eastern	G	Water			X	X	X	2	
SCH-SGWA-5 (705-59334-2)	3/2/26	13:49 Eastern	G	Water			X	X	X	2	
SCH-AP1-EB-1 (705-59334-3)	3/2/26	14:30 Eastern	G	Water			X	X	X	2	
SCH-SGWA-1 (705-59334-4)	3/2/26	16:33 Eastern	G	Water			X	X	X	2	

Note: Since laboratory accreditations are subject to change, Eurofins Environment Testing Southeast, LLC places the ownership of method, analyte & accreditation compliance upon our subcontract laboratories. This sample shipment is forwarded under chain-of-custody. If the laboratory does not currently maintain accreditation in the State of Origin listed above for analysis/tests/matrix being analyzed, the samples must be shipped back to the Eurofins Environment Testing Southeast, LLC laboratory or other instructions will be provided. Any changes to accreditation status should be brought to Eurofins Environment Testing Southeast, LLC attention immediately. If all requested accreditations are current to date, return the signed Chain of Custody attesting to said compliance to Eurofins Environment Testing Southeast, LLC.

Possible Hazard Identification	*Sample Disposal (A fee may be assessed if samples are retained longer than 1 month)*
Unconfirmed	☐ *Return To Client* ☐ *Disposal By Lab* ☐ *Archive For* _____ *Months*
Deliverable Requested: I, II, III, IV, Other (specify) Primary Deliverable Rank: 2	Special Instructions/QC Requirements:

Empty Kit Relinquished by:	Date:	Time:	Method of Shipment:

Relinquished by:	Date/Time:	Company	Received by:	Date/Time:	Company
	3/3/26 1200			0820 MAR 04 2026	
Relinquished by:	Date/Time:	Company	Received by: Cheyenne Forrest	Date/Time:	Company
Relinquished by:	Date/Time:	Company	Received by:	Date/Time:	Company

Custody Seals Intact: Δ Yes Δ No	Custody Seal No.:	Cooler Temperature(s) °C and Other Remarks:

Ver: 10/10/2024

Login Sample Receipt Checklist

Client: Southern Company

Job Number: 705-59334-2

Login Number: 59334
List Number: 1
Creator: Gay, Dalton

List Source: Eurofins Atlanta

Question	Answer	Comment
The cooler's custody seal, if present, is intact.	True	
The cooler does not appear to have been compromised or tampered with.	True	
Samples were received on ice.	True	
Cooler Temperature is acceptable.	True	
Cooler Temperature is recorded.	True	
COC present.	True	
COC is filled out in ink and legible.	True	
COC is filled out with all pertinent information.	True	
Sample custody seals, if present, are intact.	True	
Sample collection date/times are provided.	True	
The samples do not appear to have been compromised or tampered with.	True	
Containers are not broken or leaking.	True	
There are no discrepancies between the containers received and the COC.	True	
Sample containers have legible labels.	True	
Appropriate sample containers were rec'd and sufficient volume for all analyses.	True	
Samples are received within Holding Time (excluding tests with immediate HTs).	True	
Containers requiring zero headspace have no headspace or bubble is <6mm (1/4").	True	
Is there sufficient air space in bottle for bacteriological analysis.	N/A	

This receipt checklist is generated for all samples received in this Login. It may not be applicable to all Jobs associated with this Login.

Login Sample Receipt Checklist

Client: Southern Company

Job Number: 705-59334-2

Login Number: 59334
List Number: 2
Creator: Forrest, Cheyenne L

List Source: Eurofins St. Louis
List Creation: 03/04/26 01:26 PM

Question	Answer	Comment
Radioactivity wasn't checked or is </= background as measured by a survey meter.	True	
The cooler's custody seal, if present, is intact.	True	
Sample custody seals, if present, are intact.	True	
The cooler or samples do not appear to have been compromised or tampered with.	True	
Samples were received on ice.	N/A	
Cooler Temperature is acceptable.	True	
Cooler Temperature is recorded.	True	
COC is present.	True	
COC is filled out in ink and legible.	True	
COC is filled out with all pertinent information.	True	
Is the Field Sampler's name present on COC?	N/A	
There are no discrepancies between the containers received and the COC.	True	
Samples are received within Holding Time (excluding tests with immediate HTs)	True	
Sample containers have legible labels.	True	
Containers are not broken or leaking.	True	
Sample collection date/times are provided.	True	
Appropriate sample containers are used.	True	
Sample bottles are completely filled.	True	
Sample Preservation Verified.	True	
There is sufficient vol. for all requested analyses, incl. any requested MS/MSDs	True	
Containers requiring zero headspace have no headspace or bubble is <6mm (1/4").	N/A	
Multiphasic samples are not present.	True	
Samples do not require splitting or compositing.	True	
Residual Chlorine Checked.	N/A	

This receipt checklist is generated for all samples received in this Login. It may not be applicable to all Jobs associated with this Login.

Definitions/Glossary

Client: Southern Company
Project/Site: CCR - Plant Scherer Ash Pond

Job ID: 705-59334-2

Qualifiers

Rad

Qualifier	Qualifier Description
U	Result is less than the sample detection limit.

Glossary

Abbreviation	These commonly used abbreviations may or may not be present in this report.
☼	Listed under the "D" column to designate that the result is reported on a dry weight basis
%R	Percent Recovery
CFL	Contains Free Liquid
CFU	Colony Forming Unit
CNF	Contains No Free Liquid
DER	Duplicate Error Ratio (normalized absolute difference)
Dil Fac	Dilution Factor
DL	Detection Limit (DoD/DOE)
DL, RA, RE, IN	Indicates a Dilution, Re-analysis, Re-extraction, or additional Initial metals/anion analysis of the sample
DLC	Decision Level Concentration (Radiochemistry)
EDL	Estimated Detection Limit (Dioxin)
LOD	Limit of Detection (DoD/DOE)
LOQ	Limit of Quantitation (DoD/DOE)
MCL	EPA recommended "Maximum Contaminant Level"
MDA	Minimum Detectable Activity (Radiochemistry)
MDC	Minimum Detectable Concentration (Radiochemistry)
MDL	Method Detection Limit
ML	Minimum Level (Dioxin)
MPN	Most Probable Number
MQL	Method Quantitation Limit
NC	Not Calculated
ND	Not Detected at the reporting limit (or MDL or EDL if shown)
NEG	Negative / Absent
POS	Positive / Present
PQL	Practical Quantitation Limit
PRES	Presumptive
QC	Quality Control
RER	Relative Error Ratio (Radiochemistry)
RL	Reporting Limit or Requested Limit (Radiochemistry)
RPD	Relative Percent Difference, a measure of the relative difference between two points
TEF	Toxicity Equivalent Factor (Dioxin)
TEQ	Toxicity Equivalent Quotient (Dioxin)
TNTC	Too Numerous To Count

Job Narrative
705-59334-2

The analytical test results presented in this report meet all requirements of the associated regulatory program listed on the Accreditation/Certification Summary Page, unless otherwise noted. Data qualifiers and/or narrative comments are included to explain any exceptions, if applicable. Regulated compliance samples (e.g. SDWA, NPDES) must comply with associated agency requirements/permits.

- Matrix-specific batch QC (e.g., MS, MSD, SD) may not be reported when insufficient sample volume is available or when site-specific QC samples are not submitted. In such cases, a Laboratory Control Sample Duplicate (LCSD) may be analyzed to provide precision data for the batch.
- For samples analyzed using surrogate and/or isotope dilution analytes, any recoveries falling outside of established acceptance criteria are re-prepared and/or re-analyzed to confirm results, unless the deviation is due to sample dilution or otherwise explained in the case narrative.

Receipt
The samples were received on 3/3/2026 2:05 PM. Unless otherwise noted below, the samples arrived in good condition, and, where required, properly preserved and on ice. The temperatures of the 3 coolers at receipt time were 0.5°C, 0.7°C and 0.9°C.

Gas Flow Proportional Counter
No additional analytical or quality issues were noted, other than those described above or in the Definitions/ Glossary page.

Rad
No additional analytical or quality issues were noted, other than those described above or in the Definitions/ Glossary page.

Client Sample Results

Client: Southern Company
Project/Site: CCR - Plant Scherer Ash Pond

Job ID: 705-59334-2

Client Sample ID: SCH-SGWC-10A

Lab Sample ID: 705-59334-1
Matrix: Water

Date Collected: 03/02/26 11:16
Date Received: 03/03/26 14:05

Method: SW846 9315 - Radium-226 (GFPC)

Analyte	Result	Qualifier	Count Uncert. (2σ+/-)	Total Uncert. (2σ+/-)	RL	MDC	Unit	Prepared	Analyzed	Dil Fac
Radium-226	0.0493	U	0.0702	0.0703	1.00	0.119	pCi/L	03/06/26 07:43	03/31/26 19:14	1

Carrier	*%Yield*	*Qualifier*	*Limits*	*Prepared*	*Analyzed*	*Dil Fac*
Ba Carrier	*82.6*		*30 - 110*	*03/06/26 07:43*	*03/31/26 19:14*	*1*

Method: SW846 9320 - Radium-228 (GFPC)

Analyte	Result	Qualifier	Count Uncert. (2σ+/-)	Total Uncert. (2σ+/-)	RL	MDC	Unit	Prepared	Analyzed	Dil Fac
Radium-228	0.562	U	0.397	0.401	1.00	0.596	pCi/L	03/06/26 07:45	03/24/26 12:27	1

Carrier	*%Yield*	*Qualifier*	*Limits*	*Prepared*	*Analyzed*	*Dil Fac*
Ba Carrier	*82.6*		*30 - 110*	*03/06/26 07:45*	*03/24/26 12:27*	*1*
Y Carrier	*78.5*		*30 - 110*	*03/06/26 07:45*	*03/24/26 12:27*	*1*

Method: TAL-STL Ra226_Ra228 - Combined Radium-226 and Radium-228

Analyte	Result	Qualifier	Count Uncert. (2σ+/-)	Total Uncert. (2σ+/-)	RL	MDC	Unit	Prepared	Analyzed	Dil Fac
Combined Radium 226 + 228	**0.611**		0.403	0.407	5.00	0.596	pCi/L		04/01/26 15:57	1

Client Sample ID: SCH-SGWA-5

Lab Sample ID: 705-59334-2
Matrix: Water

Date Collected: 03/02/26 13:49
Date Received: 03/03/26 14:05

Method: SW846 9315 - Radium-226 (GFPC)

Analyte	Result	Qualifier	Count Uncert. (2σ+/-)	Total Uncert. (2σ+/-)	RL	MDC	Unit	Prepared	Analyzed	Dil Fac
Radium-226	0.0301	U	0.0662	0.0663	1.00	0.121	pCi/L	03/06/26 07:43	03/31/26 19:14	1

Carrier	*%Yield*	*Qualifier*	*Limits*	*Prepared*	*Analyzed*	*Dil Fac*
Ba Carrier	*79.4*		*30 - 110*	*03/06/26 07:43*	*03/31/26 19:14*	*1*

Method: SW846 9320 - Radium-228 (GFPC)

Analyte	Result	Qualifier	Count Uncert. (2σ+/-)	Total Uncert. (2σ+/-)	RL	MDC	Unit	Prepared	Analyzed	Dil Fac
Radium-228	0.396	U	0.364	0.366	1.00	0.578	pCi/L	03/06/26 07:45	03/24/26 12:27	1

Carrier	*%Yield*	*Qualifier*	*Limits*	*Prepared*	*Analyzed*	*Dil Fac*
Ba Carrier	*79.4*		*30 - 110*	*03/06/26 07:45*	*03/24/26 12:27*	*1*
Y Carrier	*87.1*		*30 - 110*	*03/06/26 07:45*	*03/24/26 12:27*	*1*

Client Sample Results

Client: Southern Company
Project/Site: CCR - Plant Scherer Ash Pond

Job ID: 705-59334-2

Client Sample ID: SCH-SGWA-5

Lab Sample ID: 705-59334-2
Matrix: Water
Date Collected: 03/02/26 13:49
Date Received: 03/03/26 14:05

Method: TAL-STL Ra226_Ra228 - Combined Radium-226 and Radium-228

Analyte	Result	Qualifier	Count Uncert. (2σ+/-)	Total Uncert. (2σ+/-)	RL	MDC	Unit	Prepared	Analyzed	Dil Fac
Combined Radium 226 + 228	0.426	U	0.370	0.372	5.00	0.578	pCi/L		04/01/26 15:57	1

Client Sample ID: SCH-AP1-EB-1

Lab Sample ID: 705-59334-3
Matrix: Water
Date Collected: 03/02/26 14:30
Date Received: 03/03/26 14:05

Method: SW846 9315 - Radium-226 (GFPC)

Analyte	Result	Qualifier	Count Uncert. (2σ+/-)	Total Uncert. (2σ+/-)	RL	MDC	Unit	Prepared	Analyzed	Dil Fac
Radium-226	0.0350	U	0.0645	0.0646	1.00	0.115	pCi/L	03/06/26 07:43	03/31/26 19:14	1

Carrier	*%Yield*	*Qualifier*	*Limits*	*Prepared*	*Analyzed*	*Dil Fac*
Ba Carrier	*83.1*		*30 - 110*	*03/06/26 07:43*	*03/31/26 19:14*	*1*

Method: SW846 9320 - Radium-228 (GFPC)

Analyte	Result	Qualifier	Count Uncert. (2σ+/-)	Total Uncert. (2σ+/-)	RL	MDC	Unit	Prepared	Analyzed	Dil Fac
Radium-228	0.311	U	0.414	0.415	1.00	0.691	pCi/L	03/06/26 07:45	03/24/26 12:27	1

Carrier	*%Yield*	*Qualifier*	*Limits*	*Prepared*	*Analyzed*	*Dil Fac*
Ba Carrier	*83.1*		*30 - 110*	*03/06/26 07:45*	*03/24/26 12:27*	*1*
Y Carrier	*88.6*		*30 - 110*	*03/06/26 07:45*	*03/24/26 12:27*	*1*

Method: TAL-STL Ra226_Ra228 - Combined Radium-226 and Radium-228

Analyte	Result	Qualifier	Count Uncert. (2σ+/-)	Total Uncert. (2σ+/-)	RL	MDC	Unit	Prepared	Analyzed	Dil Fac
Combined Radium 226 + 228	0.346	U	0.419	0.420	5.00	0.691	pCi/L		04/01/26 15:57	1

Client Sample ID: SCH-SGWA-1

Lab Sample ID: 705-59334-4
Matrix: Water
Date Collected: 03/02/26 16:33
Date Received: 03/03/26 14:05

Method: SW846 9315 - Radium-226 (GFPC)

Analyte	Result	Qualifier	Count Uncert. (2σ+/-)	Total Uncert. (2σ+/-)	RL	MDC	Unit	Prepared	Analyzed	Dil Fac
Radium-226	0.0621	U	0.0642	0.0645	1.00	0.0995	pCi/L	03/06/26 07:43	03/31/26 19:14	1

Carrier	*%Yield*	*Qualifier*	*Limits*	*Prepared*	*Analyzed*	*Dil Fac*
Ba Carrier	*84.0*		*30 - 110*	*03/06/26 07:43*	*03/31/26 19:14*	*1*

Client Sample Results

Client: Southern Company
Project/Site: CCR - Plant Scherer Ash Pond

Job ID: 705-59334-2

Client Sample ID: SCH-SGWA-1

Lab Sample ID: 705-59334-4

Date Collected: 03/02/26 16:33
Matrix: Water
Date Received: 03/03/26 14:05

Method: SW846 9320 - Radium-228 (GFPC)

Analyte	Result	Qualifier	Count Uncert. (2σ+/-)	Total Uncert. (2σ+/-)	RL	MDC	Unit	Prepared	Analyzed	Dil Fac
Radium-228	-0.0645	U	0.289	0.289	1.00	0.564	pCi/L	03/06/26 07:45	03/24/26 12:20	1

Carrier	*%Yield*	*Qualifier*	*Limits*	*Prepared*	*Analyzed*	*Dil Fac*
Ba Carrier	*84.0*		*30 - 110*	*03/06/26 07:45*	*03/24/26 12:20*	*1*
Y Carrier	*84.1*		*30 - 110*	*03/06/26 07:45*	*03/24/26 12:20*	*1*

Method: TAL-STL Ra226_Ra228 - Combined Radium-226 and Radium-228

Analyte	Result	Qualifier	Count Uncert. (2σ+/-)	Total Uncert. (2σ+/-)	RL	MDC	Unit	Prepared	Analyzed	Dil Fac
Combined Radium 226 + 228	-0.00240	U	0.296	0.296	5.00	0.564	pCi/L		04/01/26 15:57	1

Tracer/Carrier Summary

Client: Southern Company
Project/Site: CCR - Plant Scherer Ash Pond

Job ID: 705-59334-2

Method: 9315 - Radium-226 (GFPC)

Matrix: Water **Prep Type: Total/NA**

		Percent Yield (Acceptance Limits)							
		Ba							
Lab Sample ID	Client Sample ID	(30-110)							
400-290823-D-7-A DU	Duplicate	84.9							
705-59334-1	SCH-SGWC-10A	82.6							
705-59334-2	SCH-SGWA-5	79.4							
705-59334-3	SCH-AP1-EB-1	83.1							
705-59334-4	SCH-SGWA-1	84.0							
LCS 160-760226/2-A	Lab Control Sample	84.6							
MB 160-760226/1-A	Method Blank	85.7							

Tracer/Carrier Legend

Ba = Ba Carrier

Method: 9320 - Radium-228 (GFPC)

Matrix: Water **Prep Type: Total/NA**

		Percent Yield (Acceptance Limits)							
		Ba	Y						
Lab Sample ID	Client Sample ID	(30-110)	(30-110)						
400-290823-D-7-B DU	Duplicate	84.9	82.2						
705-59334-1	SCH-SGWC-10A	82.6	78.5						
705-59334-2	SCH-SGWA-5	79.4	87.1						
705-59334-3	SCH-AP1-EB-1	83.1	88.6						
705-59334-4	SCH-SGWA-1	84.0	84.1						
LCS 160-760228/2-A	Lab Control Sample	84.6	83.4						
MB 160-760228/1-A	Method Blank	85.7	83.7						

Tracer/Carrier Legend

Ba = Ba Carrier

Y = Y Carrier

Method Summary

Client: Southern Company
Project/Site: CCR - Plant Scherer Ash Pond

Job ID: 705-59334-2

Method	Method Description	Protocol	Laboratory
9315	Radium-226 (GFPC)	SW846	EET SL
9320	Radium-228 (GFPC)	SW846	EET SL
Ra226_Ra228	Combined Radium-226 and Radium-228	TAL-STL	EET SL
PrecSep_0	Preparation, Precipitate Separation	None	EET SL
PrecSep-21	Preparation, Precipitate Separation (21-Day In-Growth)	None	EET SL

Protocol References:

None = None

SW846 = "Test Methods For Evaluating Solid Waste, Physical/Chemical Methods", Third Edition, November 1986 And Its Updates.

TAL-STL = TestAmerica Laboratories, St. Louis, Facility Standard Operating Procedure.

Laboratory References:

EET SL = Eurofins St. Louis, 13715 Rider Trail North, Earth City, MO 63045, TEL (314)298-8566

Lab Chronicle

Client: Southern Company
Project/Site: CCR - Plant Scherer Ash Pond

Job ID: 705-59334-2

Client Sample ID: SCH-SGWC-10A

Lab Sample ID: 705-59334-1
Date Collected: 03/02/26 11:16
Matrix: Water
Date Received: 03/03/26 14:05

Prep Type	Batch Type	Batch Method	Run	Dilution Factor	Batch Number	Analyst	Lab	Prepared or Analyzed
Total/NA	Prep	PrecSep-21			760226	VLQ	EET SL	03/06/26 07:43
Total/NA	Analysis	9315		1	763776	SWS	EET SL	03/31/26 19:14
Total/NA	Prep	PrecSep_0			760228	VLQ	EET SL	03/06/26 07:45
Total/NA	Analysis	9320		1	762823	SWS	EET SL	03/24/26 12:27
Total/NA	Analysis	Ra226_Ra228		1	764012	FLC	EET SL	04/01/26 15:57

Client Sample ID: SCH-SGWA-5

Lab Sample ID: 705-59334-2
Date Collected: 03/02/26 13:49
Matrix: Water
Date Received: 03/03/26 14:05

Prep Type	Batch Type	Batch Method	Run	Dilution Factor	Batch Number	Analyst	Lab	Prepared or Analyzed
Total/NA	Prep	PrecSep-21			760226	VLQ	EET SL	03/06/26 07:43
Total/NA	Analysis	9315		1	763776	SWS	EET SL	03/31/26 19:14
Total/NA	Prep	PrecSep_0			760228	VLQ	EET SL	03/06/26 07:45
Total/NA	Analysis	9320		1	762823	SWS	EET SL	03/24/26 12:27
Total/NA	Analysis	Ra226_Ra228		1	764012	FLC	EET SL	04/01/26 15:57

Client Sample ID: SCH-AP1-EB-1

Lab Sample ID: 705-59334-3
Date Collected: 03/02/26 14:30
Matrix: Water
Date Received: 03/03/26 14:05

Prep Type	Batch Type	Batch Method	Run	Dilution Factor	Batch Number	Analyst	Lab	Prepared or Analyzed
Total/NA	Prep	PrecSep-21			760226	VLQ	EET SL	03/06/26 07:43
Total/NA	Analysis	9315		1	763776	SWS	EET SL	03/31/26 19:14
Total/NA	Prep	PrecSep_0			760228	VLQ	EET SL	03/06/26 07:45
Total/NA	Analysis	9320		1	762823	SWS	EET SL	03/24/26 12:27
Total/NA	Analysis	Ra226_Ra228		1	764012	FLC	EET SL	04/01/26 15:57

Client Sample ID: SCH-SGWA-1

Lab Sample ID: 705-59334-4
Date Collected: 03/02/26 16:33
Matrix: Water
Date Received: 03/03/26 14:05

Prep Type	Batch Type	Batch Method	Run	Dilution Factor	Batch Number	Analyst	Lab	Prepared or Analyzed
Total/NA	Prep	PrecSep-21			760226	VLQ	EET SL	03/06/26 07:43
Total/NA	Analysis	9315		1	763776	SWS	EET SL	03/31/26 19:14
Total/NA	Prep	PrecSep_0			760228	VLQ	EET SL	03/06/26 07:45
Total/NA	Analysis	9320		1	762761	SWS	EET SL	03/24/26 12:20
Total/NA	Analysis	Ra226_Ra228		1	764012	FLC	EET SL	04/01/26 15:57

Laboratory References:

EET SL = Eurofins St. Louis, 13715 Rider Trail North, Earth City, MO 63045, TEL (314)298-8566

QC Sample Results

Client: Southern Company
Project/Site: CCR - Plant Scherer Ash Pond

Job ID: 705-59334-2

Method: 9315 - Radium-226 (GFPC)

Lab Sample ID: MB 160-760226/1-A — **Client Sample ID: Method Blank**
Matrix: Water — **Prep Type: Total/NA**
Analysis Batch: 763775 — **Prep Batch: 760226**

Analyte	MB Result	MB Qualifier	Count Uncert. (2σ+/-)	Total Uncert. (2σ+/-)	RL	MDC	Unit	Prepared	Analyzed	Dil Fac
Radium-226	0.0000	U	0.0293	0.0293	1.00	0.0690	pCi/L	03/06/26 07:43	03/31/26 17:28	1

Carrier	*MB %Yield*	*MB Qualifier*	*Limits*	*Prepared*	*Analyzed*	*Dil Fac*
Ba Carrier	*85.7*		*30 - 110*	*03/06/26 07:43*	*03/31/26 17:28*	*1*

Lab Sample ID: LCS 160-760226/2-A — **Client Sample ID: Lab Control Sample**
Matrix: Water — **Prep Type: Total/NA**
Analysis Batch: 763775 — **Prep Batch: 760226**

Analyte			Spike Added	LCS Result	LCS Qual	Total Uncert. (2σ+/-)	RL	MDC	Unit	%Rec	%Rec Limits		
Radium-226			9.57	8.713		0.928	1.00	0.0721	pCi/L	91	75 - 125		

Carrier	*LCS %Yield*	*LCS Qualifier*	*Limits*
Ba Carrier	*84.6*		*30 - 110*

Lab Sample ID: 400-290823-D-7-A DU — **Client Sample ID: Duplicate**
Matrix: Water — **Prep Type: Total/NA**
Analysis Batch: 763776 — **Prep Batch: 760226**

Analyte	Sample Result	Sample Qual		DU Result	DU Qual	Total Uncert. (2σ+/-)	RL	MDC	Unit			RER	RER Limit
Radium-226	-0.00835	U		0.0000	U	0.0749	1.00	0.148	pCi/L			0.06	1

Carrier	*DU %Yield*	*DU Qualifier*	*Limits*
Ba Carrier	*84.9*		*30 - 110*

Method: 9320 - Radium-228 (GFPC)

Lab Sample ID: MB 160-760228/1-A — **Client Sample ID: Method Blank**
Matrix: Water — **Prep Type: Total/NA**
Analysis Batch: 762823 — **Prep Batch: 760228**

Analyte	MB Result	MB Qualifier	Count Uncert. (2σ+/-)	Total Uncert. (2σ+/-)	RL	MDC	Unit	Prepared	Analyzed	Dil Fac
Radium-228	0.08431	U	0.302	0.302	1.00	0.544	pCi/L	03/06/26 07:45	03/24/26 12:28	1

Carrier	*MB %Yield*	*MB Qualifier*	*Limits*	*Prepared*	*Analyzed*	*Dil Fac*
Ba Carrier	*85.7*		*30 - 110*	*03/06/26 07:45*	*03/24/26 12:28*	*1*
Y Carrier	*83.7*		*30 - 110*	*03/06/26 07:45*	*03/24/26 12:28*	*1*

Method: 9320 - Radium-228 (GFPC) (Continued)

Lab Sample ID: LCS 160-760228/2-A
Matrix: Water
Analysis Batch: 762823

Client Sample ID: Lab Control Sample
Prep Type: Total/NA
Prep Batch: 760228

Analyte			Spike Added	LCS Result	LCS Qual	Total Uncert. (2σ+/-)	RL	MDC	Unit	%Rec	%Rec Limits		
Radium-228			9.31	10.78		1.45	1.00	0.523	pCi/L	116	75 - 125		

Carrier	*LCS %Yield*	*LCS Qualifier*	*Limits*
Ba Carrier	*84.6*		*30 - 110*
Y Carrier	*83.4*		*30 - 110*

Lab Sample ID: 400-290823-D-7-B DU
Matrix: Water
Analysis Batch: 762823

Client Sample ID: Duplicate
Prep Type: Total/NA
Prep Batch: 760228

Analyte	Sample Result	Sample Qual		DU Result	DU Qual	Total Uncert. (2σ+/-)	RL	MDC	Unit			RER	RER Limit
Radium-228	0.157	U		0.1120	U	0.330	1.00	0.587	pCi/L			0.06	1

Carrier	*DU %Yield*	*DU Qualifier*	*Limits*
Ba Carrier	*84.9*		*30 - 110*
Y Carrier	*82.2*		*30 - 110*

Accreditation/Certification Summary

Client: Southern Company
Project/Site: CCR - Plant Scherer Ash Pond

Job ID: 705-59334-2

Laboratory: Eurofins St. Louis

The accreditations/certifications listed below are applicable to this report.

Authority	Program	Identification Number	Expiration Date
Florida	NELAP	E87689	06-30-26

eurofins | Environment Testing

ANALYTICAL REPORT

PREPARED FOR

Attn: Joju Abraham
Southern Company
241 Ralph McGill Blvd SE
B10185
Atlanta, Georgia (St) 30308

Generated 3/6/2026 6:00:03 PM

JOB DESCRIPTION

CCR - Plant Scherer Ash Pond Assessment

JOB NUMBER

705-58142-1

Eurofins Atlanta
3080 Presidential Dr
Atlanta GA 30340

See page two for job notes and contact information.

my EOL

Eurofins Atlanta

Job Notes

The test results in this report relate only to the samples as received by the laboratory and will meet all requirements of the methodology, with any exceptions noted. This report shall not be reproduced except in full, without the express written approval of the laboratory. All questions should be directed to the Eurofins Environment Testing Southeast, LLC Project Manager.

Authorization

Generated
3/6/2026 6:00:03 PM

Authorized for release by
David Fuller, Project Manager
David.Fuller@et.eurofinsus.com
(770)344-8986

Table of Contents

Cover Page 1
Table of Contents 3
Sample Summary 4
Chain of Custody 5
Receipt Checklists 6
Definitions/Glossary 7
Case Narrative 8
Detection Summary 9
Client Sample Results 11
Method Summary 15
Lab Chronicle 16
QC Sample Results 18
Certification Summary 24

Sample Summary

Client: Southern Company
Project/Site: CCR - Plant Scherer Ash Pond Assessment

Job ID: 705-58142-1

Lab Sample ID	Client Sample ID	Matrix	Collected	Received	Sample Origin
705-58142-1	SCH-PZ-41S	Water	02/18/26 10:41	02/19/26 09:53	Georgia (St)
705-58142-2	SCH-PZ-17I	Water	02/18/26 11:25	02/19/26 09:53	Georgia (St)
705-58142-3	SCH-PZ-40I	Water	02/18/26 12:51	02/19/26 09:53	Georgia (St)
705-58142-4	SCH-AP1-FD-3	Water	02/18/26 00:00	02/19/26 09:53	Georgia (St)

Eurofins Atlanta
3080 Presidential Dr
Atlanta, GA 30340
Phone (770) 457-8177

Chain of Custody Record

eurofins | Environment Testing

Client Information	Sampler: Dana Bloomfield	Lab PM: David Fuller / Phone: 770-344-8986	Carrier Tracking No(s):	COC No:
Client Contact: Joju Abraham	Phone: 404-242-7557	E-Mail: David.Fuller@ET.EurofinsUS.com	State of Origin: GA	Page: Page 1 of 1
Company: Southern Company	PWSID:			Job #:
Address: 241 Ralph McGill Blvd SE B10185	Due Date Requested:			
City: Atlanta	TAT Requested (days): Standard			
State, Zip: GA, 30308	Compliance Project: ☒ Yes △ No			
Phone:	Lab Project #: 70504534 (DO NOT REMOVE)			
Email: JAbraham@southernco.com	Lab PO #: GPC82130-0003 / PO Line #1			
Project Name: CCR - Plant Scherer Ash Pond Assessment	Project #:			
Site:	SSOW#:			

Analysis Requested

Preservation Codes: D - HNO3; N - None

Other:

Task_Code: SCH-CCR-ASSMT-2026S1

Special Instructions/Notes:

Sample Identification	Sample Date	Sample Time	Sample Type (C=comp, G=grab)	Matrix (W=water, S=solid, O=waste/oil, BT=Tissue, A=Air)	Field Filtered Sample (Yes or No)	Perform MS/MSD (Yes or No)	300_ORGFM_28D - Chloride, Fluoride, Sulfate	2540C_Calcd - Total Dissolved Solids (TDS)	6010D- App III Metals + Lithium	6020B - App IV Metals + Mg, Na, K, Fe	7470A - App IV Mercury	9315_Ra226 - Radium-226 (GFPC) - 21 day decay	9320_Ra228 - Radium-228 (GFPC) - 21 day decay	Ra226Ra228_GFPC - Combined Radium 226 and 228	2320B - Total Alkalinity					Total Number of containers
			Preservation Code:				N	N	D	D	D	D	D	D	N					
SCH-PZ-41S	2/18/26	10:41	G	WG			X	X	X	X	X	X	X	X	X					5
SCH-PZ-17I	2/18/26	11:25	G	WG			X	X	X	X	X	X	X	X	X					5
SCH-PZ-40I	2/18/26	12:51	G	WG			X	X	X	X	X	X	X	X	X					5
SCH-AP1-FD-3	2/18/26	-	G	WG			X	X	X	X	X	X	X	X	X					5

705-58142 COC

Possible Hazard Identification
☒ Non-Hazard ☐ Flammable ☐ Skin Irritant ☐ Poison B ☐ Unknown ☐ Radiological

Sample Disposal (A fee may be assessed if samples are retained longer than 1 month)
☐ Return To Client ☒ Disposal By Lab ☐ Archive For _____ Months

Deliverable Requested: I, II, III, IV, Other (specify)

Special Instructions/QC Requirements:

Empty Kit Relinquished by:	Date:	Time:	Method of Shipment:

Relinquished by:	Date/Time:	Company	Received by:	Date/Time:	Company
[signature]	2/19/26 920	WSP	[signature] 920	2/19/26 8:20	
[signature] 920	2/19 920		[signature]	2.19.26	0953

Custody Seals Intact: △ Yes △ No	Custody Seal No.:	Cooler Temperature(s) °C and Other Remarks: C1 2.1 3.0 ~~2.4~~ 2665

Ver: 01/16/2019 3/6/2026

Login Sample Receipt Checklist

Client: Southern Company

Job Number: 705-58142-1

Login Number: 58142
List Number: 1
Creator: Jeremiah, Mortley

List Source: Eurofins Atlanta

Question	Answer	Comment
The cooler's custody seal, if present, is intact.	True	
The cooler does not appear to have been compromised or tampered with.	True	
Samples were received on ice.	True	
Cooler Temperature is acceptable.	True	
Cooler Temperature is recorded.	True	
COC present.	True	
COC is filled out in ink and legible.	True	
COC is filled out with all pertinent information.	True	
Sample custody seals, if present, are intact.	True	
Sample collection date/times are provided.	True	
The samples do not appear to have been compromised or tampered with.	True	
Containers are not broken or leaking.	True	
There are no discrepancies between the containers received and the COC.	True	
Sample containers have legible labels.	True	
Appropriate sample containers were rec'd and sufficient volume for all analyses.	True	
Samples are received within Holding Time (excluding tests with immediate HTs).	True	
Containers requiring zero headspace have no headspace or bubble is <6mm (1/4").	True	
Is there sufficient air space in bottle for bacteriological analysis.	True	

This receipt checklist is generated for all samples received in this Login. It may not be applicable to all Jobs associated with this Login.

Definitions/Glossary

Client: Southern Company
Project/Site: CCR - Plant Scherer Ash Pond Assessment

Job ID: 705-58142-1

Qualifiers

HPLC/IC

Qualifier	Qualifier Description
4	MS, MSD: The analyte present in the original sample is greater than 4 times the matrix spike concentration; therefore, control limits are not applicable.
J	Result is less than the RL but greater than or equal to the MDL and the concentration is an approximate value.

Metals

Qualifier	Qualifier Description
^+	Continuing Calibration Verification (CCV) is outside acceptance limits, high biased.
4	MS, MSD: The analyte present in the original sample is greater than 4 times the matrix spike concentration; therefore, control limits are not applicable.
E	Result exceeded calibration range.
J	Result is less than the RL but greater than or equal to the MDL and the concentration is an approximate value.

Glossary

Abbreviation	These commonly used abbreviations may or may not be present in this report.
☼	Listed under the "D" column to designate that the result is reported on a dry weight basis
%R	Percent Recovery
CFL	Contains Free Liquid
CFU	Colony Forming Unit
CNF	Contains No Free Liquid
DER	Duplicate Error Ratio (normalized absolute difference)
Dil Fac	Dilution Factor
DL	Detection Limit (DoD/DOE)
DL, RA, RE, IN	Indicates a Dilution, Re-analysis, Re-extraction, or additional Initial metals/anion analysis of the sample
DLC	Decision Level Concentration (Radiochemistry)
EDL	Estimated Detection Limit (Dioxin)
LOD	Limit of Detection (DoD/DOE)
LOQ	Limit of Quantitation (DoD/DOE)
MCL	EPA recommended "Maximum Contaminant Level"
MDA	Minimum Detectable Activity (Radiochemistry)
MDC	Minimum Detectable Concentration (Radiochemistry)
MDL	Method Detection Limit
ML	Minimum Level (Dioxin)
MPN	Most Probable Number
MQL	Method Quantitation Limit
NC	Not Calculated
ND	Not Detected at the reporting limit (or MDL or EDL if shown)
NEG	Negative / Absent
POS	Positive / Present
PQL	Practical Quantitation Limit
PRES	Presumptive
QC	Quality Control
RER	Relative Error Ratio (Radiochemistry)
RL	Reporting Limit or Requested Limit (Radiochemistry)
RPD	Relative Percent Difference, a measure of the relative difference between two points
TEF	Toxicity Equivalent Factor (Dioxin)
TEQ	Toxicity Equivalent Quotient (Dioxin)
TNTC	Too Numerous To Count

Job Narrative
705-58142-1

The analytical test results presented in this report meet all requirements of the associated regulatory program listed on the Accreditation/Certification Summary Page, unless otherwise noted. Data qualifiers and/or narrative comments are included to explain any exceptions, if applicable. Regulated compliance samples (e.g. SDWA, NPDES) must comply with associated agency requirements/permits.

- Matrix-specific batch QC (e.g., MS, MSD, SD) may not be reported when insufficient sample volume is available or when site-specific QC samples are not submitted. In such cases, a Laboratory Control Sample Duplicate (LCSD) may be analyzed to provide precision data for the batch.
- For samples analyzed using surrogate and/or isotope dilution analytes, any recoveries falling outside of established acceptance criteria are re-prepared and/or re-analyzed to confirm results, unless the deviation is due to sample dilution or otherwise explained in the case narrative.

Receipt
The samples were received on 2/19/2026 9:53 AM. Unless otherwise noted below, the samples arrived in good condition, and, where required, properly preserved and on ice. The temperatures of the 2 coolers at receipt time were 2.1°C and 3.0°C.

HPLC/IC
No additional analytical or quality issues were noted, other than those described above or in the Definitions/ Glossary page.

Metals
Method 6010D: MS/MSD recovery are outside acceptance criteria for Calcium and Boron. However, analyte is 4x the spike amount and therefore no qualification is necessary

SCH-PZ-41S (705-58142-1), SCH-PZ-17I (705-58142-2), SCH-PZ-40I (705-58142-3), SCH-AP1-FD-3 (705-58142-4), (705-58142-D-3-B MS) and (705-58142-D-3-C MSD)

Method 6020B - Total Recoverable: The matrix spike / matrix spike duplicate (MS/MSD) recoveries for preparation batch 705-116060 and analytical batch 705-116494 were outside control limits for one or more analytes. See QC Sample Results for detail. Sample matrix interference and/or non-homogeneity are suspected because the associated laboratory control sample (LCS) recovery is within acceptance limits.

Method 6020B - Total Recoverable: The continuing calibration verification (CCV) associated with batch 705-116494 recovered above the upper control limit for Arsenic. The samples associated with this CCV were non-detects for the affected analytes; therefore, the data have been reported. The associated samples are:SCH-PZ-41S (705-58142-1), SCH-PZ-17I (705-58142-2), SCH-PZ-40I (705-58142-3), SCH-AP1-FD-3 (705-58142-4) and (CCV 705-116494/40).

Method 6020B - Total Recoverable: The native sample, matrix spike, and matrix spike duplicate (MS/MSD) associated with preparation batch 705-116060 and analytical batch 705-116494 were performed at the same dilution. Due to the additional level of analyte present in the spiked samples, the concentration of Sodium in the MS/MSD was above the instrument calibration range. The data have been reported and qualified.

No additional analytical or quality issues were noted, other than those described above or in the Definitions/ Glossary page.

General Chemistry
No additional analytical or quality issues were noted, other than those described above or in the Definitions/ Glossary page.

Detection Summary

Client: Southern Company
Project/Site: CCR - Plant Scherer Ash Pond Assessment

Job ID: 705-58142-1

Client Sample ID: SCH-PZ-41S — Lab Sample ID: 705-58142-1

Analyte	Result	Qualifier	RL	MDL	Unit	Dil Fac	D	Method	Prep Type
Chloride	12		1.0	0.98	mg/L	1		300.0	Total/NA
Fluoride	0.16	J	0.20	0.081	mg/L	1		300.0	Total/NA
Sulfate	410		10	7.7	mg/L	10		300.0	Total/NA
Boron	3.9		0.080	0.026	mg/L	1		6010D	Total/NA
Calcium	160		0.10	0.038	mg/L	1		6010D	Total/NA
Barium	0.021		0.010	0.00041	mg/L	1		6020B	Total Recoverable
Chromium	0.0059		0.0050	0.0037	mg/L	1		6020B	Total Recoverable
Iron	0.034	J	0.10	0.018	mg/L	1		6020B	Total Recoverable
Magnesium	66		1.0	0.16	mg/L	10		6020B	Total Recoverable
Potassium	4.4		0.10	0.044	mg/L	1		6020B	Total Recoverable
Selenium	0.0047	J	0.0050	0.0023	mg/L	1		6020B	Total Recoverable
Sodium	75		5.0	2.5	mg/L	10		6020B	Total Recoverable
Total Alkalinity as CaCO3	12		3.0	3.0	mg/L	1		2320B-2011	Total/NA
Bicarbonate Alkalinity as CaCO3	12		3.0	3.0	mg/L	1		2320B-2011	Total/NA
Total Dissolved Solids	1200		20	20	mg/L	1		2540C - 2015	Total/NA

Client Sample ID: SCH-PZ-17I — Lab Sample ID: 705-58142-2

Analyte	Result	Qualifier	RL	MDL	Unit	Dil Fac	D	Method	Prep Type
Chloride	6.1		1.0	0.98	mg/L	1		300.0	Total/NA
Fluoride	0.26		0.20	0.081	mg/L	1		300.0	Total/NA
Sulfate	99		10	7.7	mg/L	10		300.0	Total/NA
Boron	0.12		0.080	0.026	mg/L	1		6010D	Total/NA
Calcium	32		0.10	0.038	mg/L	1		6010D	Total/NA
Barium	0.054		0.010	0.00041	mg/L	1		6020B	Total Recoverable
Magnesium	15		0.10	0.016	mg/L	1		6020B	Total Recoverable
Potassium	1.9		0.10	0.044	mg/L	1		6020B	Total Recoverable
Sodium	11		0.50	0.25	mg/L	1		6020B	Total Recoverable
Total Alkalinity as CaCO3	62		3.0	3.0	mg/L	1		2320B-2011	Total/NA
Bicarbonate Alkalinity as CaCO3	62		3.0	3.0	mg/L	1		2320B-2011	Total/NA
Total Dissolved Solids	300		10	10	mg/L	1		2540C - 2015	Total/NA

Client Sample ID: SCH-PZ-40I — Lab Sample ID: 705-58142-3

Analyte	Result	Qualifier	RL	MDL	Unit	Dil Fac	D	Method	Prep Type
Chloride	7.1		1.0	0.98	mg/L	1		300.0	Total/NA
Fluoride	0.14	J	0.20	0.081	mg/L	1		300.0	Total/NA
Sulfate	650		20	15	mg/L	20		300.0	Total/NA
Boron	4.2		0.080	0.026	mg/L	1		6010D	Total/NA
Calcium	110		0.10	0.038	mg/L	1		6010D	Total/NA
Lithium	0.011	J	0.020	0.0037	mg/L	1		6010D	Total/NA
Barium	0.033		0.010	0.00041	mg/L	1		6020B	Total Recoverable

This Detection Summary does not include radiochemical test results.

Detection Summary

Client: Southern Company
Project/Site: CCR - Plant Scherer Ash Pond Assessment

Job ID: 705-58142-1

Client Sample ID: SCH-PZ-40I (Continued) — Lab Sample ID: 705-58142-3

Analyte	Result	Qualifier	RL	MDL	Unit	Dil Fac	D	Method	Prep Type
Cobalt	0.00099	J	0.0050	0.00041	mg/L	1		6020B	Total Recoverable
Iron	0.48		0.10	0.018	mg/L	1		6020B	Total Recoverable
Magnesium	57		1.0	0.16	mg/L	10		6020B	Total Recoverable
Molybdenum	0.00069	J	0.0050	0.00069	mg/L	1		6020B	Total Recoverable
Potassium	8.1		0.10	0.044	mg/L	1		6020B	Total Recoverable
Sodium	79		5.0	2.5	mg/L	10		6020B	Total Recoverable
Total Alkalinity as CaCO3	27		3.0	3.0	mg/L	1		2320B-2011	Total/NA
Bicarbonate Alkalinity as CaCO3	27		3.0	3.0	mg/L	1		2320B-2011	Total/NA
Total Dissolved Solids	1000		10	10	mg/L	1		2540C - 2015	Total/NA

Client Sample ID: SCH-AP1-FD-3 — Lab Sample ID: 705-58142-4

Analyte	Result	Qualifier	RL	MDL	Unit	Dil Fac	D	Method	Prep Type
Chloride	6.1		1.0	0.98	mg/L	1		300.0	Total/NA
Fluoride	0.21		0.20	0.081	mg/L	1		300.0	Total/NA
Sulfate	100		10	7.7	mg/L	10		300.0	Total/NA
Boron	0.12		0.080	0.026	mg/L	1		6010D	Total/NA
Calcium	32		0.10	0.038	mg/L	1		6010D	Total/NA
Barium	0.059		0.010	0.00041	mg/L	1		6020B	Total Recoverable
Magnesium	16		0.10	0.016	mg/L	1		6020B	Total Recoverable
Potassium	2.1		0.10	0.044	mg/L	1		6020B	Total Recoverable
Sodium	13		0.50	0.25	mg/L	1		6020B	Total Recoverable
Total Alkalinity as CaCO3	71		3.0	3.0	mg/L	1		2320B-2011	Total/NA
Bicarbonate Alkalinity as CaCO3	71		3.0	3.0	mg/L	1		2320B-2011	Total/NA
Total Dissolved Solids	250		10	10	mg/L	1		2540C - 2015	Total/NA

This Detection Summary does not include radiochemical test results.

Client Sample Results

Client: Southern Company
Project/Site: CCR - Plant Scherer Ash Pond Assessment

Job ID: 705-58142-1

Client Sample ID: SCH-PZ-41S

Lab Sample ID: 705-58142-1
Date Collected: 02/18/26 10:41
Matrix: Water
Date Received: 02/19/26 09:53

Method: EPA 300.0 - Anions, Ion Chromatography

Analyte	Result	Qualifier	RL	MDL	Unit	D	Prepared	Analyzed	Dil Fac
Chloride	12		1.0	0.98	mg/L			02/21/26 05:02	1
Fluoride	0.16	J	0.20	0.081	mg/L			02/21/26 05:02	1
Sulfate	410		10	7.7	mg/L			02/21/26 15:10	10

Method: SW846 6010D - Metals (ICP)

Analyte	Result	Qualifier	RL	MDL	Unit	D	Prepared	Analyzed	Dil Fac
Boron	3.9		0.080	0.026	mg/L		02/20/26 09:39	02/24/26 16:06	1
Calcium	160		0.10	0.038	mg/L		02/20/26 09:39	02/24/26 16:06	1
Lithium	<0.0037		0.020	0.0037	mg/L		02/20/26 09:39	02/24/26 16:06	1

Method: SW846 6020B - Metals (ICP/MS) - Total Recoverable

Analyte	Result	Qualifier	RL	MDL	Unit	D	Prepared	Analyzed	Dil Fac
Antimony	<0.0025		0.0050	0.0025	mg/L		02/24/26 07:22	02/25/26 00:12	1
Arsenic	<0.0013	^+	0.0050	0.0013	mg/L		02/24/26 07:22	02/25/26 00:12	1
Barium	0.021		0.010	0.00041	mg/L		02/24/26 07:22	02/25/26 00:12	1
Beryllium	<0.00015		0.0010	0.00015	mg/L		02/24/26 07:22	02/25/26 00:12	1
Cadmium	<0.00024		0.00070	0.00024	mg/L		02/24/26 07:22	02/25/26 00:12	1
Chromium	0.0059		0.0050	0.0037	mg/L		02/24/26 07:22	02/25/26 00:12	1
Cobalt	<0.00041		0.0050	0.00041	mg/L		02/24/26 07:22	02/25/26 00:12	1
Iron	0.034	J	0.10	0.018	mg/L		02/24/26 07:22	02/25/26 00:12	1
Lead	<0.00086		0.0010	0.00086	mg/L		02/24/26 07:22	02/25/26 00:12	1
Magnesium	66		1.0	0.16	mg/L		02/24/26 07:22	02/25/26 16:42	10
Molybdenum	<0.00069		0.0050	0.00069	mg/L		02/24/26 07:22	02/25/26 00:12	1
Potassium	4.4		0.10	0.044	mg/L		02/24/26 07:22	02/25/26 00:12	1
Selenium	0.0047	J	0.0050	0.0023	mg/L		02/24/26 07:22	02/25/26 00:12	1
Sodium	75		5.0	2.5	mg/L		02/24/26 07:22	02/25/26 16:42	10
Thallium	<0.00019		0.0010	0.00019	mg/L		02/24/26 07:22	02/25/26 00:12	1

Method: SW846 7470A - Mercury (CVAA)

Analyte	Result	Qualifier	RL	MDL	Unit	D	Prepared	Analyzed	Dil Fac
Mercury	<0.00017		0.00020	0.00017	mg/L		03/02/26 10:37	03/02/26 15:49	1

General Chemistry

Analyte	Result	Qualifier	RL	MDL	Unit	D	Prepared	Analyzed	Dil Fac
Total Alkalinity as CaCO3 (SM 2320B-2011)	12		3.0	3.0	mg/L			03/04/26 11:25	1
Bicarbonate Alkalinity as CaCO3 (SM 2320B-2011)	12		3.0	3.0	mg/L			03/04/26 11:25	1
Carbonate Alkalinity as CaCO3 (SM 2320B-2011)	<3.0		3.0	3.0	mg/L			03/04/26 11:25	1
Total Dissolved Solids (SM 2540C - 2015)	1200		20	20	mg/L			02/23/26 16:15	1

Client Sample ID: SCH-PZ-17I

Lab Sample ID: 705-58142-2
Date Collected: 02/18/26 11:25
Matrix: Water
Date Received: 02/19/26 09:53

Method: EPA 300.0 - Anions, Ion Chromatography

Analyte	Result	Qualifier	RL	MDL	Unit	D	Prepared	Analyzed	Dil Fac
Chloride	6.1		1.0	0.98	mg/L			02/21/26 05:13	1
Fluoride	0.26		0.20	0.081	mg/L			02/21/26 05:13	1
Sulfate	99		10	7.7	mg/L			02/21/26 15:22	10

Client Sample Results

Client: Southern Company
Project/Site: CCR - Plant Scherer Ash Pond Assessment

Job ID: 705-58142-1

Client Sample ID: SCH-PZ-17I

Lab Sample ID: 705-58142-2
Matrix: Water
Date Collected: 02/18/26 11:25
Date Received: 02/19/26 09:53

Method: SW846 6010D - Metals (ICP)

Analyte	Result	Qualifier	RL	MDL	Unit	D	Prepared	Analyzed	Dil Fac
Boron	**0.12**		0.080	0.026	mg/L		02/20/26 09:39	02/24/26 16:09	1
Calcium	**32**		0.10	0.038	mg/L		02/20/26 09:39	02/24/26 16:09	1
Lithium	<0.0037		0.020	0.0037	mg/L		02/20/26 09:39	02/24/26 16:09	1

Method: SW846 6020B - Metals (ICP/MS) - Total Recoverable

Analyte	Result	Qualifier	RL	MDL	Unit	D	Prepared	Analyzed	Dil Fac
Antimony	<0.0025		0.0050	0.0025	mg/L		02/24/26 07:22	02/25/26 00:34	1
Arsenic	<0.0013	^+	0.0050	0.0013	mg/L		02/24/26 07:22	02/25/26 00:34	1
Barium	**0.054**		0.010	0.00041	mg/L		02/24/26 07:22	02/25/26 00:34	1
Beryllium	<0.00015		0.0010	0.00015	mg/L		02/24/26 07:22	02/25/26 00:34	1
Cadmium	<0.00024		0.00070	0.00024	mg/L		02/24/26 07:22	02/25/26 00:34	1
Chromium	<0.0037		0.0050	0.0037	mg/L		02/24/26 07:22	02/25/26 00:34	1
Cobalt	<0.00041		0.0050	0.00041	mg/L		02/24/26 07:22	02/25/26 00:34	1
Iron	<0.018		0.10	0.018	mg/L		02/24/26 07:22	02/25/26 00:34	1
Lead	<0.00086		0.0010	0.00086	mg/L		02/24/26 07:22	02/25/26 00:34	1
Magnesium	**15**		0.10	0.016	mg/L		02/24/26 07:22	02/25/26 00:34	1
Molybdenum	<0.00069		0.0050	0.00069	mg/L		02/24/26 07:22	02/25/26 00:34	1
Potassium	**1.9**		0.10	0.044	mg/L		02/24/26 07:22	02/25/26 00:34	1
Selenium	<0.0023		0.0050	0.0023	mg/L		02/24/26 07:22	02/25/26 00:34	1
Sodium	**11**		0.50	0.25	mg/L		02/24/26 07:22	02/25/26 00:34	1
Thallium	<0.00019		0.0010	0.00019	mg/L		02/24/26 07:22	02/25/26 00:34	1

Method: SW846 7470A - Mercury (CVAA)

Analyte	Result	Qualifier	RL	MDL	Unit	D	Prepared	Analyzed	Dil Fac
Mercury	<0.00017		0.00020	0.00017	mg/L		03/02/26 10:37	03/02/26 15:59	1

General Chemistry

Analyte	Result	Qualifier	RL	MDL	Unit	D	Prepared	Analyzed	Dil Fac
Total Alkalinity as CaCO3 (SM 2320B-2011)	**62**		3.0	3.0	mg/L			03/04/26 11:25	1
Bicarbonate Alkalinity as CaCO3 (SM 2320B-2011)	**62**		3.0	3.0	mg/L			03/04/26 11:25	1
Carbonate Alkalinity as CaCO3 (SM 2320B-2011)	<3.0		3.0	3.0	mg/L			03/04/26 11:25	1
Total Dissolved Solids (SM 2540C - 2015)	**300**		10	10	mg/L			02/24/26 15:25	1

Client Sample ID: SCH-PZ-40I

Lab Sample ID: 705-58142-3
Matrix: Water
Date Collected: 02/18/26 12:51
Date Received: 02/19/26 09:53

Method: EPA 300.0 - Anions, Ion Chromatography

Analyte	Result	Qualifier	RL	MDL	Unit	D	Prepared	Analyzed	Dil Fac
Chloride	**7.1**		1.0	0.98	mg/L			02/21/26 05:25	1
Fluoride	**0.14**	**J**	0.20	0.081	mg/L			02/21/26 05:25	1
Sulfate	**650**		20	15	mg/L			02/21/26 15:33	20

Method: SW846 6010D - Metals (ICP)

Analyte	Result	Qualifier	RL	MDL	Unit	D	Prepared	Analyzed	Dil Fac
Boron	**4.2**		0.080	0.026	mg/L		02/20/26 09:39	02/24/26 15:49	1
Calcium	**110**		0.10	0.038	mg/L		02/20/26 09:39	02/24/26 15:49	1
Lithium	**0.011**	**J**	0.020	0.0037	mg/L		02/20/26 09:39	02/24/26 15:49	1

Client Sample Results

Client: Southern Company
Project/Site: CCR - Plant Scherer Ash Pond Assessment

Job ID: 705-58142-1

Client Sample ID: SCH-PZ-40I

Lab Sample ID: 705-58142-3
Matrix: Water
Date Collected: 02/18/26 12:51
Date Received: 02/19/26 09:53

Method: SW846 6020B - Metals (ICP/MS) - Total Recoverable

Analyte	Result	Qualifier	RL	MDL	Unit	D	Prepared	Analyzed	Dil Fac
Antimony	<0.0025		0.0050	0.0025	mg/L		02/24/26 07:22	02/25/26 00:36	1
Arsenic	<0.0013	^+	0.0050	0.0013	mg/L		02/24/26 07:22	02/25/26 00:36	1
Barium	**0.033**		0.010	0.00041	mg/L		02/24/26 07:22	02/25/26 00:36	1
Beryllium	<0.00015		0.0010	0.00015	mg/L		02/24/26 07:22	02/25/26 00:36	1
Cadmium	<0.00024		0.00070	0.00024	mg/L		02/24/26 07:22	02/25/26 00:36	1
Chromium	<0.0037		0.0050	0.0037	mg/L		02/24/26 07:22	02/25/26 00:36	1
Cobalt	**0.00099**	**J**	0.0050	0.00041	mg/L		02/24/26 07:22	02/25/26 00:36	1
Iron	**0.48**		0.10	0.018	mg/L		02/24/26 07:22	02/25/26 00:36	1
Lead	<0.00086		0.0010	0.00086	mg/L		02/24/26 07:22	02/25/26 00:36	1
Magnesium	**57**		1.0	0.16	mg/L		02/24/26 07:22	02/25/26 16:45	10
Molybdenum	**0.00069**	**J**	0.0050	0.00069	mg/L		02/24/26 07:22	02/25/26 00:36	1
Potassium	**8.1**		0.10	0.044	mg/L		02/24/26 07:22	02/25/26 00:36	1
Selenium	<0.0023		0.0050	0.0023	mg/L		02/24/26 07:22	02/25/26 00:36	1
Sodium	**79**		5.0	2.5	mg/L		02/24/26 07:22	02/25/26 16:45	10
Thallium	<0.00019		0.0010	0.00019	mg/L		02/24/26 07:22	02/25/26 00:36	1

Method: SW846 7470A - Mercury (CVAA)

Analyte	Result	Qualifier	RL	MDL	Unit	D	Prepared	Analyzed	Dil Fac
Mercury	<0.00017		0.00020	0.00017	mg/L		03/02/26 10:37	03/02/26 16:02	1

General Chemistry

Analyte	Result	Qualifier	RL	MDL	Unit	D	Prepared	Analyzed	Dil Fac
Total Alkalinity as CaCO3 (SM 2320B-2011)	**27**		3.0	3.0	mg/L			03/04/26 11:25	1
Bicarbonate Alkalinity as CaCO3 (SM 2320B-2011)	**27**		3.0	3.0	mg/L			03/04/26 11:25	1
Carbonate Alkalinity as CaCO3 (SM 2320B-2011)	<3.0		3.0	3.0	mg/L			03/04/26 11:25	1
Total Dissolved Solids (SM 2540C - 2015)	**1000**		10	10	mg/L			02/24/26 15:25	1

Client Sample ID: SCH-AP1-FD-3

Lab Sample ID: 705-58142-4
Matrix: Water
Date Collected: 02/18/26 00:00
Date Received: 02/19/26 09:53

Method: EPA 300.0 - Anions, Ion Chromatography

Analyte	Result	Qualifier	RL	MDL	Unit	D	Prepared	Analyzed	Dil Fac
Chloride	**6.1**		1.0	0.98	mg/L			02/21/26 05:36	1
Fluoride	**0.21**		0.20	0.081	mg/L			02/21/26 05:36	1
Sulfate	**100**		10	7.7	mg/L			02/21/26 16:18	10

Method: SW846 6010D - Metals (ICP)

Analyte	Result	Qualifier	RL	MDL	Unit	D	Prepared	Analyzed	Dil Fac
Boron	**0.12**		0.080	0.026	mg/L		02/20/26 09:39	02/24/26 16:12	1
Calcium	**32**		0.10	0.038	mg/L		02/20/26 09:39	02/24/26 16:12	1
Lithium	<0.0037		0.020	0.0037	mg/L		02/20/26 09:39	02/24/26 16:12	1

Method: SW846 6020B - Metals (ICP/MS) - Total Recoverable

Analyte	Result	Qualifier	RL	MDL	Unit	D	Prepared	Analyzed	Dil Fac
Antimony	<0.0025		0.0050	0.0025	mg/L		02/24/26 07:22	02/25/26 00:39	1
Arsenic	<0.0013	^+	0.0050	0.0013	mg/L		02/24/26 07:22	02/25/26 00:39	1
Barium	**0.059**		0.010	0.00041	mg/L		02/24/26 07:22	02/25/26 00:39	1

Client Sample Results

Client: Southern Company
Project/Site: CCR - Plant Scherer Ash Pond Assessment

Job ID: 705-58142-1

Client Sample ID: SCH-AP1-FD-3

Date Collected: 02/18/26 00:00
Date Received: 02/19/26 09:53

Lab Sample ID: 705-58142-4

Matrix: Water

Method: SW846 6020B - Metals (ICP/MS) - Total Recoverable (Continued)

Analyte	Result	Qualifier	RL	MDL	Unit	D	Prepared	Analyzed	Dil Fac
Beryllium	<0.00015		0.0010	0.00015	mg/L		02/24/26 07:22	02/25/26 00:39	1
Cadmium	<0.00024		0.00070	0.00024	mg/L		02/24/26 07:22	02/25/26 00:39	1
Chromium	<0.0037		0.0050	0.0037	mg/L		02/24/26 07:22	02/25/26 00:39	1
Cobalt	<0.00041		0.0050	0.00041	mg/L		02/24/26 07:22	02/25/26 00:39	1
Iron	<0.018		0.10	0.018	mg/L		02/24/26 07:22	02/25/26 00:39	1
Lead	<0.00086		0.0010	0.00086	mg/L		02/24/26 07:22	02/25/26 00:39	1
Magnesium	**16**		0.10	0.016	mg/L		02/24/26 07:22	02/25/26 00:39	1
Molybdenum	<0.00069		0.0050	0.00069	mg/L		02/24/26 07:22	02/25/26 00:39	1
Potassium	**2.1**		0.10	0.044	mg/L		02/24/26 07:22	02/25/26 00:39	1
Selenium	<0.0023		0.0050	0.0023	mg/L		02/24/26 07:22	02/25/26 00:39	1
Sodium	**13**		0.50	0.25	mg/L		02/24/26 07:22	02/25/26 00:39	1
Thallium	<0.00019		0.0010	0.00019	mg/L		02/24/26 07:22	02/25/26 00:39	1

Method: SW846 7470A - Mercury (CVAA)

Analyte	Result	Qualifier	RL	MDL	Unit	D	Prepared	Analyzed	Dil Fac
Mercury	<0.00017		0.00020	0.00017	mg/L		03/02/26 10:37	03/02/26 16:06	1

General Chemistry

Analyte	Result	Qualifier	RL	MDL	Unit	D	Prepared	Analyzed	Dil Fac
Total Alkalinity as CaCO3 (SM 2320B-2011)	**71**		3.0	3.0	mg/L			03/04/26 11:25	1
Bicarbonate Alkalinity as CaCO3 (SM 2320B-2011)	**71**		3.0	3.0	mg/L			03/04/26 11:25	1
Carbonate Alkalinity as CaCO3 (SM 2320B-2011)	<3.0		3.0	3.0	mg/L			03/04/26 11:25	1
Total Dissolved Solids (SM 2540C - 2015)	**250**		10	10	mg/L			02/23/26 16:15	1

Method Summary

Client: Southern Company
Project/Site: CCR - Plant Scherer Ash Pond Assessment

Job ID: 705-58142-1

Method	Method Description	Protocol	Laboratory
300.0	Anions, Ion Chromatography	EPA	EET ATL
6010D	Metals (ICP)	SW846	EET ATL
6020B	Metals (ICP/MS)	SW846	EET ATL
7470A	Mercury (CVAA)	SW846	EET ATL
2320B-2011	Alkalinity, Total	SM	EET ATL
2540C - 2015	Total Dissolved Solids (Dried at 180 °C)	SM	EET ATL
3005A	Preparation, Total Recoverable or Dissolved Metals	SW846	EET ATL
3010A	Preparation, Total Metals	SW846	EET ATL
7470A	Preparation, Mercury	SW846	EET ATL

Protocol References:

EPA = US Environmental Protection Agency

SM = "Standard Methods For The Examination Of Water And Wastewater"

SW846 = "Test Methods For Evaluating Solid Waste, Physical/Chemical Methods", Third Edition, November 1986 And Its Updates.

Laboratory References:

EET ATL = Eurofins Atlanta, 3080 Presidential Dr, Atlanta, GA 30340, TEL (770)457-8177

Lab Chronicle

Client: Southern Company
Project/Site: CCR - Plant Scherer Ash Pond Assessment

Job ID: 705-58142-1

Client Sample ID: SCH-PZ-41S

Lab Sample ID: 705-58142-1
Date Collected: 02/18/26 10:41
Matrix: Water
Date Received: 02/19/26 09:53

Prep Type	Batch Type	Batch Method	Run	Dilution Factor	Batch Number	Analyst	Lab	Prepared or Analyzed
Total/NA	Analysis	300.0		1	115589	MS	EET ATL	02/21/26 05:02
Total/NA	Analysis	300.0		10	115755	MS	EET ATL	02/21/26 15:10
Total/NA	Prep	3010A			115502	SA	EET ATL	02/20/26 09:39
Total/NA	Analysis	6010D		1	116347	DS	EET ATL	02/24/26 16:06
Total Recoverable	Prep	3005A			116060	SA	EET ATL	02/24/26 07:22
Total Recoverable	Analysis	6020B		1	116494	TT	EET ATL	02/25/26 00:12
Total Recoverable	Prep	3005A			116060	SA	EET ATL	02/24/26 07:22
Total Recoverable	Analysis	6020B		10	116619	TT	EET ATL	02/25/26 16:42
Total/NA	Prep	7470A			117105	GR	EET ATL	03/02/26 10:37
Total/NA	Analysis	7470A		1	117484	GR	EET ATL	03/02/26 15:49
Total/NA	Analysis	2320B-2011		1	118086	AH	EET ATL	03/04/26 11:25
Total/NA	Analysis	2540C - 2015		1	115994	NN	EET ATL	02/23/26 16:15

Client Sample ID: SCH-PZ-17I

Lab Sample ID: 705-58142-2
Date Collected: 02/18/26 11:25
Matrix: Water
Date Received: 02/19/26 09:53

Prep Type	Batch Type	Batch Method	Run	Dilution Factor	Batch Number	Analyst	Lab	Prepared or Analyzed
Total/NA	Analysis	300.0		1	115589	MS	EET ATL	02/21/26 05:13
Total/NA	Analysis	300.0		10	115755	MS	EET ATL	02/21/26 15:22
Total/NA	Prep	3010A			115502	SA	EET ATL	02/20/26 09:39
Total/NA	Analysis	6010D		1	116347	DS	EET ATL	02/24/26 16:09
Total Recoverable	Prep	3005A			116060	SA	EET ATL	02/24/26 07:22
Total Recoverable	Analysis	6020B		1	116494	TT	EET ATL	02/25/26 00:34
Total/NA	Prep	7470A			117105	GR	EET ATL	03/02/26 10:37
Total/NA	Analysis	7470A		1	117484	GR	EET ATL	03/02/26 15:59
Total/NA	Analysis	2320B-2011		1	117971	AH	EET ATL	03/04/26 11:25
Total/NA	Analysis	2540C - 2015		1	116269	NN	EET ATL	02/24/26 15:25

Client Sample ID: SCH-PZ-40I

Lab Sample ID: 705-58142-3
Date Collected: 02/18/26 12:51
Matrix: Water
Date Received: 02/19/26 09:53

Prep Type	Batch Type	Batch Method	Run	Dilution Factor	Batch Number	Analyst	Lab	Prepared or Analyzed
Total/NA	Analysis	300.0		1	115589	MS	EET ATL	02/21/26 05:25
Total/NA	Analysis	300.0		20	115755	MS	EET ATL	02/21/26 15:33
Total/NA	Prep	3010A			115502	SA	EET ATL	02/20/26 09:39
Total/NA	Analysis	6010D		1	116347	DS	EET ATL	02/24/26 15:49
Total Recoverable	Prep	3005A			116060	SA	EET ATL	02/24/26 07:22
Total Recoverable	Analysis	6020B		1	116494	TT	EET ATL	02/25/26 00:36
Total Recoverable	Prep	3005A			116060	SA	EET ATL	02/24/26 07:22
Total Recoverable	Analysis	6020B		10	116619	TT	EET ATL	02/25/26 16:45
Total/NA	Prep	7470A			117105	GR	EET ATL	03/02/26 10:37
Total/NA	Analysis	7470A		1	117484	GR	EET ATL	03/02/26 16:02

Lab Chronicle

Client: Southern Company
Project/Site: CCR - Plant Scherer Ash Pond Assessment

Job ID: 705-58142-1

Client Sample ID: SCH-PZ-40I

Lab Sample ID: 705-58142-3
Date Collected: 02/18/26 12:51
Matrix: Water
Date Received: 02/19/26 09:53

Prep Type	Batch Type	Batch Method	Run	Dilution Factor	Batch Number	Analyst	Lab	Prepared or Analyzed
Total/NA	Analysis	2320B-2011		1	117971	AH	EET ATL	03/04/26 11:25
Total/NA	Analysis	2540C - 2015		1	116269	NN	EET ATL	02/24/26 15:25

Client Sample ID: SCH-AP1-FD-3

Lab Sample ID: 705-58142-4
Date Collected: 02/18/26 00:00
Matrix: Water
Date Received: 02/19/26 09:53

Prep Type	Batch Type	Batch Method	Run	Dilution Factor	Batch Number	Analyst	Lab	Prepared or Analyzed
Total/NA	Analysis	300.0		1	115589	MS	EET ATL	02/21/26 05:36
Total/NA	Analysis	300.0		10	115755	MS	EET ATL	02/21/26 16:18
Total/NA	Prep	3010A			115502	SA	EET ATL	02/20/26 09:39
Total/NA	Analysis	6010D		1	116347	DS	EET ATL	02/24/26 16:12
Total Recoverable	Prep	3005A			116060	SA	EET ATL	02/24/26 07:22
Total Recoverable	Analysis	6020B		1	116494	TT	EET ATL	02/25/26 00:39
Total/NA	Prep	7470A			117105	GR	EET ATL	03/02/26 10:37
Total/NA	Analysis	7470A		1	117484	GR	EET ATL	03/02/26 16:06
Total/NA	Analysis	2320B-2011		1	117971	AH	EET ATL	03/04/26 11:25
Total/NA	Analysis	2540C - 2015		1	115994	NN	EET ATL	02/23/26 16:15

Laboratory References:
EET ATL = Eurofins Atlanta, 3080 Presidential Dr, Atlanta, GA 30340, TEL (770)457-8177

QC Sample Results

Client: Southern Company
Project/Site: CCR - Plant Scherer Ash Pond Assessment

Job ID: 705-58142-1

Method: 300.0 - Anions, Ion Chromatography

Lab Sample ID: MB 705-115589/155
Matrix: Water
Analysis Batch: 115589

Client Sample ID: Method Blank
Prep Type: Total/NA

Analyte	MB Result	MB Qualifier	RL	MDL	Unit	D	Prepared	Analyzed	Dil Fac
Chloride	<0.98		1.0	0.98	mg/L			02/21/26 01:26	1
Fluoride	<0.081		0.20	0.081	mg/L			02/21/26 01:26	1
Sulfate	<0.77		1.0	0.77	mg/L			02/21/26 01:26	1

Lab Sample ID: LCS 705-115589/156
Matrix: Water
Analysis Batch: 115589

Client Sample ID: Lab Control Sample
Prep Type: Total/NA

Analyte	Spike Added	LCS Result	LCS Qualifier	Unit	D	%Rec	%Rec Limits
Chloride	10.0	9.74		mg/L		97	90 - 110
Fluoride	5.00	5.11		mg/L		102	90 - 110
Sulfate	25.0	25.4		mg/L		102	90 - 110

Lab Sample ID: 705-58332-D-29 MS
Matrix: Water
Analysis Batch: 115589

Client Sample ID: Matrix Spike
Prep Type: Total/NA

Analyte	Sample Result	Sample Qualifier	Spike Added	MS Result	MS Qualifier	Unit	D	%Rec	%Rec Limits
Chloride	51		10.0	56.4	4	mg/L		52	90 - 110
Fluoride	0.67		5.00	5.57		mg/L		98	90 - 110
Sulfate	5.0		25.0	30.0		mg/L		100	90 - 110

Lab Sample ID: 705-58332-D-29 MSD
Matrix: Water
Analysis Batch: 115589

Client Sample ID: Matrix Spike Duplicate
Prep Type: Total/NA

Analyte	Sample Result	Sample Qualifier	Spike Added	MSD Result	MSD Qualifier	Unit	D	%Rec	%Rec Limits	RPD	RPD Limit
Chloride	51		10.0	56.6	4	mg/L		54	90 - 110	0	20
Fluoride	0.67		5.00	5.73		mg/L		101	90 - 110	3	20
Sulfate	5.0		25.0	29.7		mg/L		99	90 - 110	1	20

Lab Sample ID: MB 705-115755/3
Matrix: Water
Analysis Batch: 115755

Client Sample ID: Method Blank
Prep Type: Total/NA

Analyte	MB Result	MB Qualifier	RL	MDL	Unit	D	Prepared	Analyzed	Dil Fac
Chloride	<0.98		1.0	0.98	mg/L			02/21/26 10:45	1
Fluoride	<0.081		0.20	0.081	mg/L			02/21/26 10:45	1
Sulfate	<0.77		1.0	0.77	mg/L			02/21/26 10:45	1

Lab Sample ID: LCS 705-115755/4
Matrix: Water
Analysis Batch: 115755

Client Sample ID: Lab Control Sample
Prep Type: Total/NA

Analyte	Spike Added	LCS Result	LCS Qualifier	Unit	D	%Rec	%Rec Limits
Chloride	10.0	9.90		mg/L		99	90 - 110
Fluoride	5.00	5.29		mg/L		106	90 - 110
Sulfate	25.0	26.1		mg/L		105	90 - 110

Method: 300.0 - Anions, Ion Chromatography (Continued)

Lab Sample ID: 705-58145-C-6 MS
Matrix: Water
Analysis Batch: 115755

Client Sample ID: Matrix Spike
Prep Type: Total/NA

Analyte	Sample Result	Sample Qualifier	Spike Added	MS Result	MS Qualifier	Unit	D	%Rec	%Rec Limits
Chloride	<0.98		10.0	9.47		mg/L		95	90 - 110
Fluoride	0.22		5.00	5.18		mg/L		99	90 - 110
Sulfate	0.89	J	25.0	25.3		mg/L		98	90 - 110

Lab Sample ID: 705-58145-C-6 MSD
Matrix: Water
Analysis Batch: 115755

Client Sample ID: Matrix Spike Duplicate
Prep Type: Total/NA

Analyte	Sample Result	Sample Qualifier	Spike Added	MSD Result	MSD Qualifier	Unit	D	%Rec	%Rec Limits	RPD	RPD Limit
Chloride	<0.98		10.0	9.83		mg/L		98	90 - 110	4	20
Fluoride	0.22		5.00	5.30		mg/L		102	90 - 110	2	20
Sulfate	0.89	J	25.0	25.5		mg/L		98	90 - 110	1	20

Method: 6010D - Metals (ICP)

Lab Sample ID: MB 705-115502/1-A
Matrix: Water
Analysis Batch: 116347

Client Sample ID: Method Blank
Prep Type: Total/NA
Prep Batch: 115502

Analyte	MB Result	MB Qualifier	RL	MDL	Unit	D	Prepared	Analyzed	Dil Fac
Boron	<0.026		0.080	0.026	mg/L		02/20/26 09:39	02/24/26 15:37	1
Calcium	<0.038		0.10	0.038	mg/L		02/20/26 09:39	02/24/26 15:37	1
Lithium	<0.0037		0.020	0.0037	mg/L		02/20/26 09:39	02/24/26 15:37	1

Lab Sample ID: LCS 705-115502/2-A
Matrix: Water
Analysis Batch: 116347

Client Sample ID: Lab Control Sample
Prep Type: Total/NA
Prep Batch: 115502

Analyte	Spike Added	LCS Result	LCS Qualifier	Unit	D	%Rec	%Rec Limits
Boron	1.00	0.947		mg/L		95	80 - 120
Calcium	10.0	9.81		mg/L		98	80 - 120
Lithium	1.00	0.898		mg/L		90	80 - 120

Lab Sample ID: 705-58142-3 MS
Matrix: Water
Analysis Batch: 116347

Client Sample ID: SCH-PZ-40I
Prep Type: Total/NA
Prep Batch: 115502

Analyte	Sample Result	Sample Qualifier	Spike Added	MS Result	MS Qualifier	Unit	D	%Rec	%Rec Limits
Boron	4.2		1.00	5.31	4	mg/L		109	75 - 125
Calcium	110		10.0	124	4	mg/L		116	75 - 125
Lithium	0.011	J	1.00	1.15		mg/L		114	75 - 125

Lab Sample ID: 705-58142-3 MSD
Matrix: Water
Analysis Batch: 116347

Client Sample ID: SCH-PZ-40I
Prep Type: Total/NA
Prep Batch: 115502

Analyte	Sample Result	Sample Qualifier	Spike Added	MSD Result	MSD Qualifier	Unit	D	%Rec	%Rec Limits	RPD	RPD Limit
Boron	4.2		1.00	5.36	4	mg/L		114	75 - 125	1	20
Calcium	110		10.0	125	4	mg/L		126	75 - 125	1	20
Lithium	0.011	J	1.00	1.26		mg/L		125	75 - 125	9	20

QC Sample Results

Client: Southern Company
Project/Site: CCR - Plant Scherer Ash Pond Assessment

Job ID: 705-58142-1

Method: 6020B - Metals (ICP/MS)

Lab Sample ID: MB 705-116060/1-A
Matrix: Water
Analysis Batch: 116494

Client Sample ID: Method Blank
Prep Type: Total Recoverable
Prep Batch: 116060

Analyte	MB Result	MB Qualifier	RL	MDL	Unit	D	Prepared	Analyzed	Dil Fac
Antimony	<0.0025		0.0050	0.0025	mg/L		02/24/26 07:22	02/24/26 23:03	1
Arsenic	<0.0013		0.0050	0.0013	mg/L		02/24/26 07:22	02/24/26 23:03	1
Barium	<0.00041		0.010	0.00041	mg/L		02/24/26 07:22	02/24/26 23:03	1
Beryllium	<0.00015		0.0010	0.00015	mg/L		02/24/26 07:22	02/24/26 23:03	1
Cadmium	<0.00024		0.00070	0.00024	mg/L		02/24/26 07:22	02/24/26 23:03	1
Chromium	<0.0037		0.0050	0.0037	mg/L		02/24/26 07:22	02/24/26 23:03	1
Cobalt	<0.00041		0.0050	0.00041	mg/L		02/24/26 07:22	02/24/26 23:03	1
Iron	<0.018		0.10	0.018	mg/L		02/24/26 07:22	02/24/26 23:03	1
Lead	<0.00086		0.0010	0.00086	mg/L		02/24/26 07:22	02/24/26 23:03	1
Magnesium	<0.016		0.10	0.016	mg/L		02/24/26 07:22	02/24/26 23:03	1
Molybdenum	<0.00069		0.0050	0.00069	mg/L		02/24/26 07:22	02/24/26 23:03	1
Potassium	<0.044		0.10	0.044	mg/L		02/24/26 07:22	02/24/26 23:03	1
Selenium	<0.0023		0.0050	0.0023	mg/L		02/24/26 07:22	02/24/26 23:03	1
Sodium	<0.25		0.50	0.25	mg/L		02/24/26 07:22	02/24/26 23:03	1
Thallium	<0.00019		0.0010	0.00019	mg/L		02/24/26 07:22	02/24/26 23:03	1

Lab Sample ID: LCS 705-116060/2-A
Matrix: Water
Analysis Batch: 116494

Client Sample ID: Lab Control Sample
Prep Type: Total Recoverable
Prep Batch: 116060

Analyte	Spike Added	LCS Result	LCS Qualifier	Unit	D	%Rec	%Rec Limits
Antimony	0.100	0.105		mg/L		105	80 - 120
Arsenic	0.100	0.112		mg/L		112	80 - 120
Barium	0.100	0.105		mg/L		105	80 - 120
Beryllium	0.100	0.0999		mg/L		100	80 - 120
Cadmium	0.100	0.106		mg/L		106	80 - 120
Chromium	0.100	0.113		mg/L		113	80 - 120
Cobalt	0.100	0.116		mg/L		116	80 - 120
Iron	1.00	1.10		mg/L		110	80 - 120
Lead	0.100	0.104		mg/L		104	80 - 120
Magnesium	1.00	1.03		mg/L		103	80 - 120
Molybdenum	0.100	0.115		mg/L		115	80 - 120
Potassium	1.00	0.987		mg/L		99	80 - 120
Selenium	0.100	0.106		mg/L		106	80 - 120
Sodium	1.00	1.19		mg/L		119	80 - 120
Thallium	0.100	0.0992		mg/L		99	80 - 120

Lab Sample ID: 705-58397-C-1-B MS
Matrix: Water
Analysis Batch: 116494

Client Sample ID: Matrix Spike
Prep Type: Total Recoverable
Prep Batch: 116060

Analyte	Sample Result	Sample Qualifier	Spike Added	MS Result	MS Qualifier	Unit	D	%Rec	%Rec Limits
Antimony	<0.0025		0.100	0.0987		mg/L		99	75 - 125
Arsenic	<0.0013		0.100	0.113		mg/L		113	75 - 125
Barium	<0.00041		0.100	0.0984		mg/L		98	75 - 125
Beryllium	<0.00015		0.100	0.0965		mg/L		96	75 - 125
Cadmium	<0.00024		0.100	0.106		mg/L		106	75 - 125
Chromium	<0.0037		0.100	0.105		mg/L		105	75 - 125
Cobalt	0.0038	J	0.100	0.112		mg/L		108	75 - 125

Method: 6020B - Metals (ICP/MS) (Continued)

Lab Sample ID: 705-58397-C-1-B MS
Matrix: Water
Analysis Batch: 116494

Client Sample ID: Matrix Spike
Prep Type: Total Recoverable
Prep Batch: 116060

Analyte	Sample Result	Sample Qualifier	Spike Added	MS Result	MS Qualifier	Unit	D	%Rec	%Rec Limits
Iron	<0.018		1.00	1.03		mg/L		103	75 - 125
Lead	<0.00086		0.100	0.0951		mg/L		95	75 - 125
Magnesium	0.33		1.00	1.27		mg/L		94	75 - 125
Molybdenum	<0.00069		0.100	0.113		mg/L		113	75 - 125
Potassium	0.11		1.00	1.05		mg/L		94	75 - 125
Selenium	<0.0023		0.100	0.104		mg/L		104	75 - 125
Sodium	150	E	1.00	152	E 4	mg/L		152	75 - 125
Thallium	<0.00019		0.100	0.0905		mg/L		90	75 - 125

Lab Sample ID: 705-58397-C-1-C MSD
Matrix: Water
Analysis Batch: 116494

Client Sample ID: Matrix Spike Duplicate
Prep Type: Total Recoverable
Prep Batch: 116060

Analyte	Sample Result	Sample Qualifier	Spike Added	MSD Result	MSD Qualifier	Unit	D	%Rec	%Rec Limits	RPD	RPD Limit
Antimony	<0.0025		0.100	0.102		mg/L		102	75 - 125	3	20
Arsenic	<0.0013		0.100	0.112		mg/L		112	75 - 125	1	20
Barium	<0.00041		0.100	0.0994		mg/L		99	75 - 125	1	20
Beryllium	<0.00015		0.100	0.0971		mg/L		97	75 - 125	1	20
Cadmium	<0.00024		0.100	0.104		mg/L		104	75 - 125	1	20
Chromium	<0.0037		0.100	0.105		mg/L		105	75 - 125	0	20
Cobalt	0.0038	J	0.100	0.112		mg/L		108	75 - 125	0	20
Iron	<0.018		1.00	0.994		mg/L		99	75 - 125	4	20
Lead	<0.00086		0.100	0.0973		mg/L		97	75 - 125	2	20
Magnesium	0.33		1.00	1.27		mg/L		94	75 - 125	0	20
Molybdenum	<0.00069		0.100	0.114		mg/L		114	75 - 125	1	20
Potassium	0.11		1.00	1.06		mg/L		95	75 - 125	1	20
Selenium	<0.0023		0.100	0.105		mg/L		105	75 - 125	1	20
Sodium	150	E	1.00	151	E 4	mg/L		59	75 - 125	1	20
Thallium	<0.00019		0.100	0.0924		mg/L		92	75 - 125	2	20

Method: 7470A - Mercury (CVAA)

Lab Sample ID: MB 705-117105/1-A
Matrix: Water
Analysis Batch: 117484

Client Sample ID: Method Blank
Prep Type: Total/NA
Prep Batch: 117105

Analyte	MB Result	MB Qualifier	RL	MDL	Unit	D	Prepared	Analyzed	Dil Fac
Mercury	<0.00017		0.00020	0.00017	mg/L		03/02/26 10:37	03/02/26 15:42	1

Lab Sample ID: LCS 705-117105/2-A
Matrix: Water
Analysis Batch: 117484

Client Sample ID: Lab Control Sample
Prep Type: Total/NA
Prep Batch: 117105

Analyte	Spike Added	LCS Result	LCS Qualifier	Unit	D	%Rec	%Rec Limits
Mercury	0.00400	0.00397		mg/L		99	80 - 120

Method: 7470A - Mercury (CVAA) (Continued)

Lab Sample ID: 705-58142-1 MS — **Client Sample ID: SCH-PZ-41S**
Matrix: Water — **Prep Type: Total/NA**
Analysis Batch: 117484 — **Prep Batch: 117105**

Analyte	Sample Result	Sample Qualifier	Spike Added	MS Result	MS Qualifier	Unit	D	%Rec	%Rec Limits		
Mercury	<0.00017		0.00400	0.00395		mg/L		99	75 - 125		

Lab Sample ID: 705-58142-1 MSD — **Client Sample ID: SCH-PZ-41S**
Matrix: Water — **Prep Type: Total/NA**
Analysis Batch: 117484 — **Prep Batch: 117105**

Analyte	Sample Result	Sample Qualifier	Spike Added	MSD Result	MSD Qualifier	Unit	D	%Rec	%Rec Limits	RPD	RPD Limit
Mercury	<0.00017		0.00400	0.00407		mg/L		102	75 - 125	3	20

Method: 2320B-2011 - Alkalinity, Total

Lab Sample ID: LCS 705-117971/1 — **Client Sample ID: Lab Control Sample**
Matrix: Water — **Prep Type: Total/NA**
Analysis Batch: 117971

Analyte			Spike Added	LCS Result	LCS Qualifier	Unit	D	%Rec	%Rec Limits		
Total Alkalinity as CaCO3			125	133		mg/L		106	90 - 110		

Lab Sample ID: 705-58742-D-1 DU — **Client Sample ID: Duplicate**
Matrix: Water — **Prep Type: Total/NA**
Analysis Batch: 117971

Analyte	Sample Result	Sample Qualifier		DU Result	DU Qualifier	Unit	D			RPD	RPD Limit
Total Alkalinity as CaCO3	210			211		mg/L				0.4	30
Bicarbonate Alkalinity as CaCO3	210			211		mg/L				0.4	30
Carbonate Alkalinity as CaCO3	<3.0			<3.0		mg/L				NC	30

Method: 2540C - 2015 - Total Dissolved Solids (Dried at 180 °C)

Lab Sample ID: MB 705-115994/1 — **Client Sample ID: Method Blank**
Matrix: Water — **Prep Type: Total/NA**
Analysis Batch: 115994

Analyte	MB Result	MB Qualifier	RL	MDL	Unit	D	Prepared	Analyzed	Dil Fac
Total Dissolved Solids	<10		10	10	mg/L			02/23/26 16:15	1

Lab Sample ID: LCS 705-115994/2 — **Client Sample ID: Lab Control Sample**
Matrix: Water — **Prep Type: Total/NA**
Analysis Batch: 115994

Analyte			Spike Added	LCS Result	LCS Qualifier	Unit	D	%Rec	%Rec Limits		
Total Dissolved Solids			996	940		mg/L		94	80 - 120		

Lab Sample ID: 705-58144-H-7 DU — **Client Sample ID: Duplicate**
Matrix: Water — **Prep Type: Total/NA**
Analysis Batch: 115994

Analyte	Sample Result	Sample Qualifier		DU Result	DU Qualifier	Unit	D			RPD	RPD Limit
Total Dissolved Solids	3000			2990		mg/L				1	10

Method: 2540C - 2015 - Total Dissolved Solids (Dried at 180 °C) (Continued)

Lab Sample ID: MB 705-116269/1
Client Sample ID: Method Blank
Matrix: Water
Prep Type: Total/NA
Analysis Batch: 116269

Analyte	MB Result	MB Qualifier	RL	MDL	Unit	D	Prepared	Analyzed	Dil Fac
Total Dissolved Solids	<10		10	10	mg/L			02/24/26 15:25	1

Lab Sample ID: LCS 705-116269/2
Client Sample ID: Lab Control Sample
Matrix: Water
Prep Type: Total/NA
Analysis Batch: 116269

Analyte			Spike Added	LCS Result	LCS Qualifier	Unit	D	%Rec	%Rec Limits		
Total Dissolved Solids			996	1000		mg/L		100	80 - 120		

Lab Sample ID: 705-58208-A-1 DU
Client Sample ID: Duplicate
Matrix: Water
Prep Type: Total/NA
Analysis Batch: 116269

Analyte	Sample Result	Sample Qualifier		DU Result	DU Qualifier	Unit	D			RPD	RPD Limit
Total Dissolved Solids	3100			3050		mg/L				0.9	10

Accreditation/Certification Summary

Client: Southern Company
Project/Site: CCR - Plant Scherer Ash Pond Assessment

Job ID: 705-58142-1

Laboratory: Eurofins Atlanta

The accreditations/certifications listed below are applicable to this report.

Authority	Program	Identification Number	Expiration Date
Florida	NELAP	E87582	06-30-26
Georgia	State	E87582	06-30-26

eurofins | Environment Testing

ANALYTICAL REPORT

PREPARED FOR

Attn: Joju Abraham
Southern Company
241 Ralph McGill Blvd SE
B10185
Atlanta, Georgia (St) 30308

Generated 3/9/2026 3:36:55 PM

JOB DESCRIPTION

CCR - Plant Scherer Ash Pond Assessment

JOB NUMBER

705-58424-1

Eurofins Atlanta
3080 Presidential Dr
Atlanta GA 30340

See page two for job notes and contact information.

my EOL

Eurofins Atlanta

Job Notes

The test results in this report relate only to the samples as received by the laboratory and will meet all requirements of the methodology, with any exceptions noted. This report shall not be reproduced except in full, without the express written approval of the laboratory. All questions should be directed to the Eurofins Environment Testing Southeast, LLC Project Manager.

Authorization

Generated
3/9/2026 3:36:55 PM

Authorized for release by
David Fuller, Project Manager
David.Fuller@et.eurofinsus.com
(770)344-8986

Table of Contents

Cover Page 1
Table of Contents 3
Sample Summary 4
Chain of Custody 5
Receipt Checklists 6
Definitions/Glossary 7
Case Narrative 8
Detection Summary 9
Client Sample Results 10
Method Summary 11
Lab Chronicle 12
QC Sample Results 13
Certification Summary 18

Sample Summary

Client: Southern Company
Project/Site: CCR - Plant Scherer Ash Pond Assessment

Job ID: 705-58424-1

Lab Sample ID	Client Sample ID	Matrix	Collected	Received	Sample Origin
705-58424-1	SCH-PZ-14S	Water	02/19/26 10:53	02/20/26 15:05	Georgia (St)

3080 Presidential Dr
Atlanta, GA 30340
Phone (770) 457-8177

Chain of Custody Record

eurofins | Environment Testing

Client Information	Sampler: Dana Bloomfield	Lab PM: David Fuller / Phone 770-344-8986	Carrier Tracking No(s):	COC No:
Client Contact: Joju Abraham	Phone: 404-242-7557	E-Mail: David.Fuller@ET.EurofinsUS.com	State of Origin: GA	Page: Page 1 of 1
Company: Southern Company	PWSID:			Job #:
Address: 241 Ralph McGill Blvd SE B10185	Due Date Requested:			
City: Atlanta	TAT Requested (days): 2 weeks			
State, Zip: GA, 30308	Compliance Project: Δ Yes Δ No			
Phone:	Lab Project #: 70504534 (DO NOT REMOVE)			
Email: JAbraham@southernco com	Lab PO #: GPC82130-0003 / PO Line #1			
Project Name: CCR - Plant Scherer Ash Pond Assessment	Project #:			
Site:	SSOW#:			

Analysis Requested

Preservation Codes:
D - HNO3
N - None

705-58424 COC

Other:

Task_Code: SCH-CCR-ASSMT-2026S1

Special Instructions/Notes:

Sample Identification	Sample Date	Sample Time	Sample Type (C=comp, G=grab)	Matrix (W=water S=solid, O=waste/oil, BT=Tissue, A=Air)	Field Filtered Sample (Yes or No)	Perform MS/MSD (Yes or No)	300_ORGFM_28D - Chloride, Fluoride, Sulfate	2540C_Calcd - Total Dissolved Solids (TDS)	6010D - App III Metals (Boron, Calcium) + Lithium	6020B - App IV Metals (Sb, As, Ba, Be, Cd, Cr, Co, Pb, Mo, Se, Tl) + Mg, Na, K, Fe	7470A - App IV Mercury	9315_Ra226 - Radium-226 (GFPC) - 21 day decay	9320_Ra228 - Radium-228 (GFPC) - 21 day decay	Ra226Ra228_GFPC - Combined Radium 226 and 228	2320B - Total Alkalinity					Total Number of containers
			Preservation Code:				N	N	D	D	D	D	D	D	N					
SCH-PZ-14S	2/19/26	10 53	G	WG			X	X	X	X	X	X	X	X	X					5

Possible Hazard Identification
☐ Non-Hazard ☐ Flammable ☐ Skin Irritant ☐ Poison B ☐ Unknown ☐ Radiological

Sample Disposal (A fee may be assessed if samples are retained longer than 1 month)
☐ Return To Client ☒ Disposal By Lab ☐ Archive For _____ Months

Deliverable Requested I, II, III, IV, Other (specify)

Special Instructions/QC Requirements

Empty Kit Relinquished by:	Date	Time	Method of Shipment:

Relinquished by:	Date/Time:	Company	Received by:	Date/Time:	Company
[signature]	2/20/26 1505	WSP	[signature]	2-20-26 1505	
Relinquished by:	Date/Time:	Company	Received by:	Date/Time:	Company
Relinquished by:	Date/Time:	Company	Received by:	Date/Time:	Company

Custody Seals Intact: Δ Yes Δ No

Custody Seal No.:

Cooler Temperature(s) °C and Other Remarks: 2.0°, 0.5°, 0.2°, 0.4°, 0.1° Cl # 2665

3/9/2026

Login Sample Receipt Checklist

Client: Southern Company

Job Number: 705-58424-1

Login Number: 58424
List Number: 1
Creator: Sims, Christion

List Source: Eurofins Atlanta

Question	Answer	Comment
The cooler's custody seal, if present, is intact.	True	
The cooler does not appear to have been compromised or tampered with.	True	
Samples were received on ice.	True	
Cooler Temperature is acceptable.	True	
Cooler Temperature is recorded.	True	
COC present.	True	
COC is filled out in ink and legible.	True	
COC is filled out with all pertinent information.	True	
Sample custody seals, if present, are intact.	True	
Sample collection date/times are provided.	True	
The samples do not appear to have been compromised or tampered with.	True	
Containers are not broken or leaking.	True	
There are no discrepancies between the containers received and the COC.	True	
Sample containers have legible labels.	True	
Appropriate sample containers were rec'd and sufficient volume for all analyses.	True	
Samples are received within Holding Time (excluding tests with immediate HTs).	True	
Containers requiring zero headspace have no headspace or bubble is <6mm (1/4").	True	
Is there sufficient air space in bottle for bacteriological analysis.	True	

This receipt checklist is generated for all samples received in this Login. It may not be applicable to all Jobs associated with this Login.

Definitions/Glossary

Client: Southern Company
Job ID: 705-58424-1
Project/Site: CCR - Plant Scherer Ash Pond Assessment

Qualifiers

Metals

Qualifier	Qualifier Description
^+	Continuing Calibration Verification (CCV) is outside acceptance limits, high biased.
4	MS, MSD: The analyte present in the original sample is greater than 4 times the matrix spike concentration; therefore, control limits are not applicable.
F1	MS and/or MSD recovery exceeds control limits.
J	Result is less than the RL but greater than or equal to the MDL and the concentration is an approximate value.

Glossary

Abbreviation	These commonly used abbreviations may or may not be present in this report.
☼	Listed under the "D" column to designate that the result is reported on a dry weight basis
%R	Percent Recovery
CFL	Contains Free Liquid
CFU	Colony Forming Unit
CNF	Contains No Free Liquid
DER	Duplicate Error Ratio (normalized absolute difference)
Dil Fac	Dilution Factor
DL	Detection Limit (DoD/DOE)
DL, RA, RE, IN	Indicates a Dilution, Re-analysis, Re-extraction, or additional Initial metals/anion analysis of the sample
DLC	Decision Level Concentration (Radiochemistry)
EDL	Estimated Detection Limit (Dioxin)
LOD	Limit of Detection (DoD/DOE)
LOQ	Limit of Quantitation (DoD/DOE)
MCL	EPA recommended "Maximum Contaminant Level"
MDA	Minimum Detectable Activity (Radiochemistry)
MDC	Minimum Detectable Concentration (Radiochemistry)
MDL	Method Detection Limit
ML	Minimum Level (Dioxin)
MPN	Most Probable Number
MQL	Method Quantitation Limit
NC	Not Calculated
ND	Not Detected at the reporting limit (or MDL or EDL if shown)
NEG	Negative / Absent
POS	Positive / Present
PQL	Practical Quantitation Limit
PRES	Presumptive
QC	Quality Control
RER	Relative Error Ratio (Radiochemistry)
RL	Reporting Limit or Requested Limit (Radiochemistry)
RPD	Relative Percent Difference, a measure of the relative difference between two points
TEF	Toxicity Equivalent Factor (Dioxin)
TEQ	Toxicity Equivalent Quotient (Dioxin)
TNTC	Too Numerous To Count

Job Narrative
705-58424-1

The analytical test results presented in this report meet all requirements of the associated regulatory program listed on the Accreditation/Certification Summary Page, unless otherwise noted. Data qualifiers and/or narrative comments are included to explain any exceptions, if applicable. Regulated compliance samples (e.g. SDWA, NPDES) must comply with associated agency requirements/permits.

- Matrix-specific batch QC (e.g., MS, MSD, SD) may not be reported when insufficient sample volume is available or when site-specific QC samples are not submitted. In such cases, a Laboratory Control Sample Duplicate (LCSD) may be analyzed to provide precision data for the batch.
- For samples analyzed using surrogate and/or isotope dilution analytes, any recoveries falling outside of established acceptance criteria are re-prepared and/or re-analyzed to confirm results, unless the deviation is due to sample dilution or otherwise explained in the case narrative.

Receipt
The sample was received on 2/20/2026 3:05 PM. Unless otherwise noted below, the sample arrived in good condition, and, where required, properly preserved and on ice. The temperatures of the 5 coolers at receipt time were 0.1°C, 0.2°C, 0.4°C, 0.5°C and 2.0°C.

HPLC/IC
No additional analytical or quality issues were noted, other than those described above or in the Definitions/ Glossary page.

Metals
Method 6010D: The method blank for preparation batch 705-116068 and analytical batch 705-116655 contained Boron above the method detection limit. This target analyte concentration was less than the reporting limit (RL) in the method blank; therefore, re-extraction and/or re-analysis of samples was not performed.

Method 6020B - Total Recoverable: The method blank for preparation batch 705-116396 contained Thallium above the reporting limit (RL). None of the samples associated with this method blank contained the target compound; therefore, re-extraction and/or re-analysis of samples were not performed.

Method 6020B - Total Recoverable: The continuing calibration verification (CCV) associated with batch 705-116751 recovered above the upper control limit for Sodium. Non-detections of the affected analytes are reported. Any detections are considered estimated.

No additional analytical or quality issues were noted, other than those described above or in the Definitions/ Glossary page.

General Chemistry
No additional analytical or quality issues were noted, other than those described above or in the Definitions/ Glossary page.

Detection Summary

Client: Southern Company
Project/Site: CCR - Plant Scherer Ash Pond Assessment

Job ID: 705-58424-1

Client Sample ID: SCH-PZ-14S

Lab Sample ID: 705-58424-1

Analyte	Result	Qualifier	RL	MDL	Unit	Dil Fac	D	Method	Prep Type
Chloride	3.5		1.0	0.98	mg/L	1		300.0	Total/NA
Fluoride	0.28		0.20	0.081	mg/L	1		300.0	Total/NA
Sulfate	1.1		1.0	0.77	mg/L	1		300.0	Total/NA
Calcium	5.5		0.10	0.038	mg/L	1		6010D	Total/NA
Lithium	0.0040	J	0.020	0.0037	mg/L	1		6010D	Total/NA
Barium	0.031		0.010	0.00041	mg/L	1		6020B	Total Recoverable
Cobalt	0.0012	J	0.0050	0.00041	mg/L	1		6020B	Total Recoverable
Iron	0.098	J	0.10	0.018	mg/L	1		6020B	Total Recoverable
Magnesium	3.1		0.10	0.016	mg/L	1		6020B	Total Recoverable
Potassium	0.62		0.10	0.044	mg/L	1		6020B	Total Recoverable
Sodium	1.9		0.50	0.25	mg/L	1		6020B	Total Recoverable
Total Alkalinity as CaCO3	27		3.0	3.0	mg/L	1		2320B-2011	Total/NA
Bicarbonate Alkalinity as CaCO3	27		3.0	3.0	mg/L	1		2320B-2011	Total/NA
Total Dissolved Solids	59		10	10	mg/L	1		2540C - 2015	Total/NA

This Detection Summary does not include radiochemical test results.

Client Sample Results

Client: Southern Company
Project/Site: CCR - Plant Scherer Ash Pond Assessment

Job ID: 705-58424-1

Client Sample ID: SCH-PZ-14S

Lab Sample ID: 705-58424-1

Date Collected: 02/19/26 10:53
Date Received: 02/20/26 15:05

Matrix: Water

Method: EPA 300.0 - Anions, Ion Chromatography

Analyte	Result	Qualifier	RL	MDL	Unit	D	Prepared	Analyzed	Dil Fac
Chloride	**3.5**		1.0	0.98	mg/L			02/24/26 21:02	1
Fluoride	**0.28**		0.20	0.081	mg/L			02/24/26 21:02	1
Sulfate	**1.1**		1.0	0.77	mg/L			02/24/26 21:02	1

Method: SW846 6010D - Metals (ICP)

Analyte	Result	Qualifier	RL	MDL	Unit	D	Prepared	Analyzed	Dil Fac
Boron	<0.026		0.080	0.026	mg/L		02/24/26 08:22	02/25/26 16:37	1
Calcium	**5.5**		0.10	0.038	mg/L		02/24/26 08:22	02/25/26 16:37	1
Lithium	**0.0040**	**J**	0.020	0.0037	mg/L		02/24/26 08:22	02/25/26 16:37	1

Method: SW846 6020B - Metals (ICP/MS) - Total Recoverable

Analyte	Result	Qualifier	RL	MDL	Unit	D	Prepared	Analyzed	Dil Fac
Antimony	<0.0025		0.0050	0.0025	mg/L		02/25/26 10:35	02/26/26 05:56	1
Arsenic	<0.0013		0.0050	0.0013	mg/L		02/25/26 10:35	02/26/26 05:56	1
Barium	**0.031**		0.010	0.00041	mg/L		02/25/26 10:35	02/26/26 05:56	1
Beryllium	<0.00015		0.0010	0.00015	mg/L		02/25/26 10:35	02/26/26 05:56	1
Cadmium	<0.00024		0.00070	0.00024	mg/L		02/25/26 10:35	02/26/26 05:56	1
Chromium	<0.0037		0.0050	0.0037	mg/L		02/25/26 10:35	02/26/26 05:56	1
Cobalt	**0.0012**	**J**	0.0050	0.00041	mg/L		02/25/26 10:35	02/26/26 05:56	1
Iron	**0.098**	**J**	0.10	0.018	mg/L		02/25/26 10:35	02/26/26 05:56	1
Lead	<0.00086		0.0010	0.00086	mg/L		02/25/26 10:35	02/26/26 05:56	1
Magnesium	**3.1**		0.10	0.016	mg/L		02/25/26 10:35	02/26/26 05:56	1
Molybdenum	<0.00069		0.0050	0.00069	mg/L		02/25/26 10:35	02/26/26 05:56	1
Potassium	**0.62**		0.10	0.044	mg/L		02/25/26 10:35	02/26/26 05:56	1
Selenium	<0.0023		0.0050	0.0023	mg/L		02/25/26 10:35	02/26/26 05:56	1
Sodium	**1.9**		0.50	0.25	mg/L		02/25/26 10:35	02/26/26 16:27	1
Thallium	<0.00019		0.0010	0.00019	mg/L		02/25/26 10:35	02/26/26 05:56	1

Method: SW846 7470A - Mercury (CVAA)

Analyte	Result	Qualifier	RL	MDL	Unit	D	Prepared	Analyzed	Dil Fac
Mercury	<0.00017		0.00020	0.00017	mg/L		03/03/26 10:28	03/03/26 15:56	1

General Chemistry

Analyte	Result	Qualifier	RL	MDL	Unit	D	Prepared	Analyzed	Dil Fac
Total Alkalinity as CaCO3 (SM 2320B-2011)	**27**		3.0	3.0	mg/L			03/05/26 11:30	1
Bicarbonate Alkalinity as CaCO3 (SM 2320B-2011)	**27**		3.0	3.0	mg/L			03/05/26 11:30	1
Carbonate Alkalinity as CaCO3 (SM 2320B-2011)	<3.0		3.0	3.0	mg/L			03/05/26 11:30	1
Total Dissolved Solids (SM 2540C - 2015)	**59**		10	10	mg/L			02/25/26 17:37	1

Method Summary

Client: Southern Company
Project/Site: CCR - Plant Scherer Ash Pond Assessment

Job ID: 705-58424-1

Method	Method Description	Protocol	Laboratory
300.0	Anions, Ion Chromatography	EPA	EET ATL
6010D	Metals (ICP)	SW846	EET ATL
6020B	Metals (ICP/MS)	SW846	EET ATL
7470A	Mercury (CVAA)	SW846	EET ATL
2320B-2011	Alkalinity, Total	SM	EET ATL
2540C - 2015	Total Dissolved Solids (Dried at 180 °C)	SM	EET ATL
3005A	Preparation, Total Recoverable or Dissolved Metals	SW846	EET ATL
3010A	Preparation, Total Metals	SW846	EET ATL
7470A	Preparation, Mercury	SW846	EET ATL

Protocol References:

EPA = US Environmental Protection Agency

SM = "Standard Methods For The Examination Of Water And Wastewater"

SW846 = "Test Methods For Evaluating Solid Waste, Physical/Chemical Methods", Third Edition, November 1986 And Its Updates.

Laboratory References:

EET ATL = Eurofins Atlanta, 3080 Presidential Dr, Atlanta, GA 30340, TEL (770)457-8177

Lab Chronicle

Client: Southern Company
Project/Site: CCR - Plant Scherer Ash Pond Assessment

Job ID: 705-58424-1

Client Sample ID: SCH-PZ-14S

Date Collected: 02/19/26 10:53
Date Received: 02/20/26 15:05

Lab Sample ID: 705-58424-1

Matrix: Water

Prep Type	Batch Type	Batch Method	Run	Dilution Factor	Batch Number	Analyst	Lab	Prepared or Analyzed
Total/NA	Analysis	300.0		1	116176	MS	EET ATL	02/24/26 21:02
Total/NA	Prep	3010A			116068	SA	EET ATL	02/24/26 08:22
Total/NA	Analysis	6010D		1	116655	DS	EET ATL	02/25/26 16:37
Total Recoverable	Prep	3005A			116396	BR	EET ATL	02/25/26 10:35
Total Recoverable	Analysis	6020B		1	116751	IF	EET ATL	02/26/26 05:56
Total Recoverable	Prep	3005A			116396	BR	EET ATL	02/25/26 10:35
Total Recoverable	Analysis	6020B		1	116925	IF	EET ATL	02/26/26 16:27
Total/NA	Prep	7470A			117571	GR	EET ATL	03/03/26 10:28
Total/NA	Analysis	7470A		1	117814	GR	EET ATL	03/03/26 15:56
Total/NA	Analysis	2320B-2011		1	118312	AH	EET ATL	03/05/26 11:30
Total/NA	Analysis	2540C - 2015		1	116616	AGA	EET ATL	02/25/26 17:37

Laboratory References:

EET ATL = Eurofins Atlanta, 3080 Presidential Dr, Atlanta, GA 30340, TEL (770)457-8177

QC Sample Results

Client: Southern Company
Project/Site: CCR - Plant Scherer Ash Pond Assessment

Job ID: 705-58424-1

Method: 300.0 - Anions, Ion Chromatography

Lab Sample ID: MB 705-116176/70
Matrix: Water
Analysis Batch: 116176

Client Sample ID: Method Blank
Prep Type: Total/NA

Analyte	MB Result	MB Qualifier	RL	MDL	Unit	D	Prepared	Analyzed	Dil Fac
Chloride	<0.98		1.0	0.98	mg/L			02/24/26 18:12	1
Fluoride	<0.081		0.20	0.081	mg/L			02/24/26 18:12	1
Sulfate	<0.77		1.0	0.77	mg/L			02/24/26 18:12	1

Lab Sample ID: LCS 705-116176/71
Matrix: Water
Analysis Batch: 116176

Client Sample ID: Lab Control Sample
Prep Type: Total/NA

Analyte	Spike Added	LCS Result	LCS Qualifier	Unit	D	%Rec	%Rec Limits
Chloride	10.0	10.1		mg/L		101	90 - 110
Fluoride	5.00	4.89		mg/L		98	90 - 110
Sulfate	25.0	26.3		mg/L		105	90 - 110

Lab Sample ID: 705-58421-B-1 MS
Matrix: Water
Analysis Batch: 116176

Client Sample ID: Matrix Spike
Prep Type: Total/NA

Analyte	Sample Result	Sample Qualifier	Spike Added	MS Result	MS Qualifier	Unit	D	%Rec	%Rec Limits
Chloride	4.4		10.0	14.4		mg/L		100	90 - 110
Fluoride	<0.081		5.00	4.63		mg/L		93	90 - 110
Sulfate	2.1		25.0	25.9		mg/L		95	90 - 110

Lab Sample ID: 705-58421-B-1 MSD
Matrix: Water
Analysis Batch: 116176

Client Sample ID: Matrix Spike Duplicate
Prep Type: Total/NA

Analyte	Sample Result	Sample Qualifier	Spike Added	MSD Result	MSD Qualifier	Unit	D	%Rec	%Rec Limits	RPD	RPD Limit
Chloride	4.4		10.0	14.3		mg/L		99	90 - 110	1	20
Fluoride	<0.081		5.00	4.77		mg/L		95	90 - 110	3	20
Sulfate	2.1		25.0	26.1		mg/L		96	90 - 110	1	20

Method: 6010D - Metals (ICP)

Lab Sample ID: MB 705-116068/1-A
Matrix: Water
Analysis Batch: 116655

Client Sample ID: Method Blank
Prep Type: Total/NA
Prep Batch: 116068

Analyte	MB Result	MB Qualifier	RL	MDL	Unit	D	Prepared	Analyzed	Dil Fac
Boron	0.0317	J	0.080	0.026	mg/L		02/24/26 08:22	02/25/26 15:23	1
Calcium	<0.038		0.10	0.038	mg/L		02/24/26 08:22	02/25/26 15:23	1
Lithium	<0.0037		0.020	0.0037	mg/L		02/24/26 08:22	02/25/26 15:23	1

Lab Sample ID: LCS 705-116068/2-A
Matrix: Water
Analysis Batch: 116655

Client Sample ID: Lab Control Sample
Prep Type: Total/NA
Prep Batch: 116068

Analyte	Spike Added	LCS Result	LCS Qualifier	Unit	D	%Rec	%Rec Limits
Boron	1.00	1.04		mg/L		104	80 - 120
Calcium	10.0	10.7		mg/L		107	80 - 120
Lithium	1.00	0.946		mg/L		95	80 - 120

QC Sample Results

Client: Southern Company
Project/Site: CCR - Plant Scherer Ash Pond Assessment

Job ID: 705-58424-1

Method: 6010D - Metals (ICP)

Lab Sample ID: 705-58411-A-4-B MS
Matrix: Water
Analysis Batch: 116655

Client Sample ID: Matrix Spike
Prep Type: Total/NA
Prep Batch: 116068

Analyte	Sample Result	Sample Qualifier	Spike Added	MS Result	MS Qualifier	Unit	D	%Rec	%Rec Limits
Boron	<0.026		1.00	1.03		mg/L		103	75 - 125
Calcium	<0.038		10.0	10.6		mg/L		106	75 - 125
Lithium	<0.0037		1.00	0.939		mg/L		94	75 - 125

Lab Sample ID: 705-58411-A-4-C MSD
Matrix: Water
Analysis Batch: 116655

Client Sample ID: Matrix Spike Duplicate
Prep Type: Total/NA
Prep Batch: 116068

Analyte	Sample Result	Sample Qualifier	Spike Added	MSD Result	MSD Qualifier	Unit	D	%Rec	%Rec Limits	RPD	RPD Limit
Boron	<0.026		1.00	1.01		mg/L		101	75 - 125	2	20
Calcium	<0.038		10.0	10.4		mg/L		104	75 - 125	2	20
Lithium	<0.0037		1.00	0.916		mg/L		92	75 - 125	3	20

Method: 6020B - Metals (ICP/MS)

Lab Sample ID: MB 705-116396/1-A
Matrix: Water
Analysis Batch: 116751

Client Sample ID: Method Blank
Prep Type: Total Recoverable
Prep Batch: 116396

Analyte	MB Result	MB Qualifier	RL	MDL	Unit	D	Prepared	Analyzed	Dil Fac
Antimony	<0.0025		0.0050	0.0025	mg/L		02/25/26 10:35	02/26/26 03:53	1
Arsenic	<0.0013		0.0050	0.0013	mg/L		02/25/26 10:35	02/26/26 03:53	1
Barium	<0.00041		0.010	0.00041	mg/L		02/25/26 10:35	02/26/26 03:53	1
Beryllium	<0.00015		0.0010	0.00015	mg/L		02/25/26 10:35	02/26/26 03:53	1
Cadmium	<0.00024		0.00070	0.00024	mg/L		02/25/26 10:35	02/26/26 03:53	1
Chromium	<0.0037		0.0050	0.0037	mg/L		02/25/26 10:35	02/26/26 03:53	1
Cobalt	<0.00041		0.0050	0.00041	mg/L		02/25/26 10:35	02/26/26 03:53	1
Iron	<0.018		0.10	0.018	mg/L		02/25/26 10:35	02/26/26 03:53	1
Lead	<0.00086		0.0010	0.00086	mg/L		02/25/26 10:35	02/26/26 03:53	1
Magnesium	<0.016		0.10	0.016	mg/L		02/25/26 10:35	02/26/26 03:53	1
Molybdenum	<0.00069		0.0050	0.00069	mg/L		02/25/26 10:35	02/26/26 03:53	1
Potassium	<0.044		0.10	0.044	mg/L		02/25/26 10:35	02/26/26 03:53	1
Selenium	<0.0023		0.0050	0.0023	mg/L		02/25/26 10:35	02/26/26 03:53	1
Sodium	<0.25	^+	0.50	0.25	mg/L		02/25/26 10:35	02/26/26 03:53	1

Lab Sample ID: MB 705-116396/1-A
Matrix: Water
Analysis Batch: 116925

Client Sample ID: Method Blank
Prep Type: Total Recoverable
Prep Batch: 116396

Analyte	MB Result	MB Qualifier	RL	MDL	Unit	D	Prepared	Analyzed	Dil Fac
Thallium	0.000222	J	0.0010	0.00019	mg/L		02/25/26 10:35	02/26/26 15:25	1

Lab Sample ID: LCS 705-116396/2-A
Matrix: Water
Analysis Batch: 116751

Client Sample ID: Lab Control Sample
Prep Type: Total Recoverable
Prep Batch: 116396

Analyte	Spike Added	LCS Result	LCS Qualifier	Unit	D	%Rec	%Rec Limits
Antimony	0.100	0.0971		mg/L		97	80 - 120
Arsenic	0.100	0.105		mg/L		105	80 - 120
Barium	0.100	0.102		mg/L		102	80 - 120

Method: 6020B - Metals (ICP/MS) (Continued)

Lab Sample ID: LCS 705-116396/2-A
Client Sample ID: Lab Control Sample
Matrix: Water
Prep Type: Total Recoverable
Analysis Batch: 116751
Prep Batch: 116396

Analyte	Spike Added	LCS Result	LCS Qualifier	Unit	D	%Rec	%Rec Limits
Beryllium	0.100	0.105		mg/L		105	80 - 120
Cadmium	0.100	0.102		mg/L		102	80 - 120
Chromium	0.100	0.102		mg/L		102	80 - 120
Cobalt	0.100	0.104		mg/L		104	80 - 120
Iron	1.00	1.00		mg/L		100	80 - 120
Lead	0.100	0.105		mg/L		105	80 - 120
Magnesium	1.00	1.02		mg/L		102	80 - 120
Molybdenum	0.100	0.107		mg/L		107	80 - 120
Potassium	1.00	1.08		mg/L		108	80 - 120
Selenium	0.100	0.109		mg/L		109	80 - 120
Sodium	1.00	1.16	^+	mg/L		116	80 - 120
Thallium	0.100	0.110		mg/L		110	80 - 120

Lab Sample ID: 680-269682-A-1-B MS
Client Sample ID: Matrix Spike
Matrix: Water
Prep Type: Total Recoverable
Analysis Batch: 116751
Prep Batch: 116396

Analyte	Sample Result	Sample Qualifier	Spike Added	MS Result	MS Qualifier	Unit	D	%Rec	%Rec Limits
Antimony	0.0054		0.100	0.0940		mg/L		89	75 - 125
Arsenic	0.0064		0.100	0.0993		mg/L		93	75 - 125
Barium	0.082		0.100	0.175		mg/L		93	75 - 125
Beryllium	0.0024		0.100	0.106		mg/L		103	75 - 125
Cadmium	0.0012		0.100	0.101		mg/L		99	75 - 125
Chromium	0.0058		0.100	0.0962		mg/L		90	75 - 125
Cobalt	0.0044	J	0.100	0.0964		mg/L		92	75 - 125
Iron	3.7	F1	1.00	4.36	F1	mg/L		69	75 - 125
Lead	0.0046		0.100	0.0997		mg/L		95	75 - 125
Magnesium	6.7		1.00	7.59	4	mg/L		88	75 - 125
Molybdenum	0.0065		0.100	0.104		mg/L		98	75 - 125
Potassium	5.2		1.00	6.08	4	mg/L		89	75 - 125
Selenium	<0.0023		0.100	0.104		mg/L		104	75 - 125
Sodium	22	^+	1.00	22.7	^+ 4	mg/L		113	75 - 125
Thallium	0.0054	B	0.100	0.101		mg/L		96	75 - 125

Lab Sample ID: 680-269682-A-1-C MSD
Client Sample ID: Matrix Spike Duplicate
Matrix: Water
Prep Type: Total Recoverable
Analysis Batch: 116751
Prep Batch: 116396

Analyte	Sample Result	Sample Qualifier	Spike Added	MSD Result	MSD Qualifier	Unit	D	%Rec	%Rec Limits	RPD	RPD Limit
Antimony	0.0054		0.100	0.0998		mg/L		94	75 - 125	6	20
Arsenic	0.0064		0.100	0.105		mg/L		99	75 - 125	6	20
Barium	0.082		0.100	0.177		mg/L		95	75 - 125	1	20
Beryllium	0.0024		0.100	0.105		mg/L		102	75 - 125	1	20
Cadmium	0.0012		0.100	0.102		mg/L		101	75 - 125	2	20
Chromium	0.0058		0.100	0.0997		mg/L		94	75 - 125	4	20
Cobalt	0.0044	J	0.100	0.0994		mg/L		95	75 - 125	3	20
Iron	3.7	F1	1.00	4.36	F1	mg/L		68	75 - 125	0	20
Lead	0.0046		0.100	0.105		mg/L		101	75 - 125	5	20
Magnesium	6.7		1.00	7.41	4	mg/L		71	75 - 125	2	20

Method: 6020B - Metals (ICP/MS) (Continued)

Lab Sample ID: 680-269682-A-1-C MSD — **Client Sample ID: Matrix Spike Duplicate**
Matrix: Water — **Prep Type: Total Recoverable**
Analysis Batch: 116751 — **Prep Batch: 116396**

Analyte	Sample Result	Sample Qualifier	Spike Added	MSD Result	MSD Qualifier	Unit	D	%Rec	%Rec Limits	RPD	RPD Limit
Molybdenum	0.0065		0.100	0.109		mg/L		103	75 - 125	5	20
Potassium	5.2		1.00	5.78	4	mg/L		59	75 - 125	5	20
Selenium	<0.0023		0.100	0.103		mg/L		103	75 - 125	0	20
Sodium	22	^+	1.00	21.7	^+ 4	mg/L		14	75 - 125	4	20
Thallium	0.0054	B	0.100	0.111		mg/L		105	75 - 125	9	20

Method: 7470A - Mercury (CVAA)

Lab Sample ID: MB 705-117571/1-A — **Client Sample ID: Method Blank**
Matrix: Water — **Prep Type: Total/NA**
Analysis Batch: 117814 — **Prep Batch: 117571**

Analyte	MB Result	MB Qualifier	RL	MDL	Unit	D	Prepared	Analyzed	Dil Fac
Mercury	<0.00017		0.00020	0.00017	mg/L		03/03/26 10:28	03/03/26 13:38	1

Lab Sample ID: LCS 705-117571/2-A — **Client Sample ID: Lab Control Sample**
Matrix: Water — **Prep Type: Total/NA**
Analysis Batch: 117814 — **Prep Batch: 117571**

Analyte	Spike Added	LCS Result	LCS Qualifier	Unit	D	%Rec	%Rec Limits
Mercury	0.00400	0.00412		mg/L		103	80 - 120

Lab Sample ID: 680-269651-D-25-D MS — **Client Sample ID: Matrix Spike**
Matrix: Water — **Prep Type: Total/NA**
Analysis Batch: 117814 — **Prep Batch: 117571**

Analyte	Sample Result	Sample Qualifier	Spike Added	MS Result	MS Qualifier	Unit	D	%Rec	%Rec Limits
Mercury	0.00026		0.00400	0.00411		mg/L		96	75 - 125

Lab Sample ID: 680-269651-D-25-E MSD — **Client Sample ID: Matrix Spike Duplicate**
Matrix: Water — **Prep Type: Total/NA**
Analysis Batch: 117814 — **Prep Batch: 117571**

Analyte	Sample Result	Sample Qualifier	Spike Added	MSD Result	MSD Qualifier	Unit	D	%Rec	%Rec Limits	RPD	RPD Limit
Mercury	<0.00017		0.00400	0.00415		mg/L		104	75 - 125	1	20

Method: 2320B-2011 - Alkalinity, Total

Lab Sample ID: LCS 705-118312/1 — **Client Sample ID: Lab Control Sample**
Matrix: Water — **Prep Type: Total/NA**
Analysis Batch: 118312

Analyte	Spike Added	LCS Result	LCS Qualifier	Unit	D	%Rec	%Rec Limits
Total Alkalinity as CaCO3	125	130		mg/L		104	90 - 110

Lab Sample ID: 705-58411-B-1 DU — **Client Sample ID: Duplicate**
Matrix: Water — **Prep Type: Total/NA**
Analysis Batch: 118312

Analyte	Sample Result	Sample Qualifier	DU Result	DU Qualifier	Unit	D	RPD	RPD Limit
Total Alkalinity as CaCO3	100		98.0		mg/L		2	30

Method: 2320B-2011 - Alkalinity, Total (Continued)

Lab Sample ID: 705-58411-B-1 DU — **Client Sample ID: Duplicate**
Matrix: Water — **Prep Type: Total/NA**
Analysis Batch: 118312

Analyte	Sample Result	Sample Qualifier		DU Result	DU Qualifier	Unit	D			RPD	RPD Limit
Bicarbonate Alkalinity as CaCO3	100			98.0		mg/L				2	30
Carbonate Alkalinity as CaCO3	<3.0			<3.0		mg/L				NC	30

Method: 2540C - 2015 - Total Dissolved Solids (Dried at 180 °C)

Lab Sample ID: MB 705-116616/1 — **Client Sample ID: Method Blank**
Matrix: Water — **Prep Type: Total/NA**
Analysis Batch: 116616

Analyte	MB Result	MB Qualifier	RL	MDL	Unit	D	Prepared	Analyzed	Dil Fac
Total Dissolved Solids	<10		10	10	mg/L			02/25/26 17:37	1

Lab Sample ID: LCS 705-116616/2 — **Client Sample ID: Lab Control Sample**
Matrix: Water — **Prep Type: Total/NA**
Analysis Batch: 116616

Analyte			Spike Added	LCS Result	LCS Qualifier	Unit	D	%Rec	%Rec Limits		
Total Dissolved Solids			996	1060		mg/L		106	80 - 120		

Lab Sample ID: 705-58467-A-9 DU — **Client Sample ID: Duplicate**
Matrix: Water — **Prep Type: Total/NA**
Analysis Batch: 116616

Analyte	Sample Result	Sample Qualifier		DU Result	DU Qualifier	Unit	D			RPD	RPD Limit
Total Dissolved Solids	790			782		mg/L				0.5	10

Accreditation/Certification Summary

Client: Southern Company
Job ID: 705-58424-1
Project/Site: CCR - Plant Scherer Ash Pond Assessment

Laboratory: Eurofins Atlanta

The accreditations/certifications listed below are applicable to this report.

Authority	Program	Identification Number	Expiration Date
Florida	NELAP	E87582	06-30-26
Georgia	State	E87582	06-30-26

eurofins | Environment Testing

ANALYTICAL REPORT

PREPARED FOR

Attn: Joju Abraham
Southern Company
241 Ralph McGill Blvd SE
B10185
Atlanta, Georgia (St) 30308

Generated 3/17/2026 4:59:37 PM

JOB DESCRIPTION

CCR - Plant Scherer Ash Pond Assessment

JOB NUMBER

705-59184-1

Eurofins Atlanta
3080 Presidential Dr
Atlanta GA 30340

See page two for job notes and contact information.

my EOL

Eurofins Atlanta

Job Notes

The test results in this report relate only to the samples as received by the laboratory and will meet all requirements of the methodology, with any exceptions noted. This report shall not be reproduced except in full, without the express written approval of the laboratory. All questions should be directed to the Eurofins Environment Testing Southeast, LLC Project Manager.

Authorization

Generated
3/17/2026 4:59:37 PM

Authorized for release by
David Fuller, Project Manager
David.Fuller@et.eurofinsus.com
(770)344-8986

Table of Contents

Cover Page 1
Table of Contents 3
Sample Summary 4
Chain of Custody 5
Receipt Checklists 6
Definitions/Glossary 7
Case Narrative 8
Detection Summary 9
Client Sample Results 12
Method Summary 21
Lab Chronicle 22
QC Sample Results 25
Certification Summary 31

Sample Summary

Client: Southern Company
Project/Site: CCR - Plant Scherer Ash Pond Assessment

Job ID: 705-59184-1

Lab Sample ID	Client Sample ID	Matrix	Collected	Received	Sample Origin
705-59184-1	SCH-PZ-39S	Water	02/26/26 09:20	02/27/26 15:00	Georgia (St)
705-59184-2	SCH-PZ-29S	Water	02/26/26 10:07	02/27/26 15:00	Georgia (St)
705-59184-3	SCH-AP1-FB-3	Water	02/26/26 10:27	02/27/26 15:00	Georgia (St)
705-59184-4	SCH-PZ-43S	Water	02/26/26 12:48	02/27/26 15:00	Georgia (St)
705-59184-5	SCH-AP1-FB-4	Water	02/26/26 14:10	02/27/26 15:00	Georgia (St)
705-59184-6	SCH-PZ-30I	Water	02/26/26 13:37	02/27/26 15:00	Georgia (St)
705-59184-7	SCH-AP1-EB-3	Water	02/26/26 13:57	02/27/26 15:00	Georgia (St)
705-59184-8	SCH-PZ-69I	Water	02/26/26 14:10	02/27/26 15:00	Georgia (St)
705-59184-9	SCH-PZ-13S	Water	02/27/26 10:55	02/27/26 15:00	Georgia (St)

Eurofins Atlanta
3080 Presidential Dr
Atlanta, GA 30340
Phone (770) 457-8177

Chain of Custody Record

eurofins | Environment Testing

Client Information	Sampler: Jacob Stucky	Lab PM: David Fuller / Phone: 770-344-8986	Carrier Tracking No(s):	COC No:
Client Contact: Joju Abraham	Phone:	E-Mail: David.Fuller@ET.EurofinsUS.com	State of Origin: GA	Page: Page 1 of 1
Company: Southern Company	PWSID:			Job #:
Address: 241 Ralph McGill Blvd SE B10185	Due Date Requested:			
City: Atlanta	TAT Requested (days):			
State, Zip: GA, 30308	Compliance Project: Δ Yes Δ No			
Phone:	Lab Project #: 70504534 (DO NOT REMOVE)			
Email: JAbraham@southernco.com	Lab PO #: GPC82130-0003 / PO Line #1			
Project Name: CCR - Plant Scherer Ash Pond Assessment	Project #:			
Site:	SSOW#:			

Analysis Requested

Preservation Codes:
D - HNO3
N - None

705-59184 COC

Other:

Task_Code: SCH-CCR-ASSMT-2026S1

Special Instructions/Notes:

Sample Identification	Sample Date	Sample Time	Sample Type (C=Comp, G=grab)	Matrix (Wewater, S=solid, O=waste/oil, BT=Tissue, A=Air)	Field Filtered Sample (Yes or No)	Perform MS/MSD (Yes or No)	300_ORGFM_28D - Chloride, Fluoride, Sulfate	2540C_Calcd - Total Dissolved Solids (TDS)	6010D - App III Metals + Lithium	6020B - App IV Metals + Mg, Na, K, Fe	7470A - App IV Mercury	9315_Ra226 - Radium-226 (GFPC) - 21 day decay	9320_Ra228 - Radium-228 (GFPC) - 21 day decay	Ra226Ra228_GFPC - Combined Radium 226 and 228	2320B - Total Alkalinity	Total Number of containers	Special Instructions/Notes
			Preservation Code:				N	N		D			D		N		
SCH-PZ-39S	2/26/26	09:20	G	WG			X	X	X	X	X	X	X	X	X	7	EXTRA RADS
SCH-PZ-29S	2/26/26	10:07	G	WG			X	X	X	X	X	X	X	X	X	5	
SCH-AP1-FB-3	2/26/26	10:27	G	WQ			X	X	X	X	X	X	X	X	X	5	
SCH-PZ-43S	2/26/26	12:48	G	WG			X	X	X	X	X	X	X	X	X	5	
SCH-AP1-FB-4	2/26/26	14:10	G	WQ			X	X	X	X	X	X	X	X	X	5	
SCH-PZ-30I	2/26/26	13:37	G	WG			X	X	X	X	X	X	X	X	X	5	
SCH-AP1-EB-3	2/26/26	13:57	G	WQ			X	X	X	X	X	X	X	X	X	5	
SCH-PZ-69I	2/26/26	14:10	G	WG			X	X	X	X	X	X	X	X	X	7	EXTRA RADS
SCH-PZ-13S	2/27/26	1055	G	WG			X	X	X	X	X	X	X	X	X	5	

Possible Hazard Identification
☐ Non-Hazard ☐ Flammable ☐ Skin Irritant ☐ Poison B ☐ Unknown ☐ Radiological

Sample Disposal (A fee may be assessed if samples are retained longer than 1 month)
☐ Return To Client ☐ Disposal By Lab ☐ Archive For _____ Months

Deliverable Requested: I, II, III, IV, Other (specify)

Special Instructions/QC Requirements:

Empty Kit Relinquished by:	Date:	Time:	Method of Shipment:		
Relinquished by:	Date/Time: 2.27.26/1552	Company WSP	Received by:	Date/Time: 2.27.26	Company 1500
Relinquished by:	Date/Time:	Company	Received by:	Date/Time:	Company
Relinquished by:	Date/Time:	Company	Received by:	Date/Time:	Company

Custody Seals Intact: Δ Yes Δ No | Custody Seal No.: | Cooler Temperature(s) oC and Other Remarks: 1.3°, 1.9°, 1.8°, 1.7° #2665

Ver: 01/16/2019

Login Sample Receipt Checklist

Client: Southern Company

Job Number: 705-59184-1

Login Number: 59184
List Number: 1
Creator: Sims, Christion

List Source: Eurofins Atlanta

Question	Answer	Comment
The cooler's custody seal, if present, is intact.	True	
The cooler does not appear to have been compromised or tampered with.	True	
Samples were received on ice.	True	
Cooler Temperature is acceptable.	True	
Cooler Temperature is recorded.	True	
COC present.	True	
COC is filled out in ink and legible.	True	
COC is filled out with all pertinent information.	True	
Sample custody seals, if present, are intact.	True	
Sample collection date/times are provided.	True	
The samples do not appear to have been compromised or tampered with.	True	
Containers are not broken or leaking.	True	
There are no discrepancies between the containers received and the COC.	True	
Sample containers have legible labels.	True	
Appropriate sample containers were rec'd and sufficient volume for all analyses.	True	
Samples are received within Holding Time (excluding tests with immediate HTs).	True	
Containers requiring zero headspace have no headspace or bubble is <6mm (1/4").	True	
Is there sufficient air space in bottle for bacteriological analysis.	N/A	

This receipt checklist is generated for all samples received in this Login. It may not be applicable to all Jobs associated with this Login.

Definitions/Glossary

Client: Southern Company
Job ID: 705-59184-1
Project/Site: CCR - Plant Scherer Ash Pond Assessment

Qualifiers

HPLC/IC

Qualifier	Qualifier Description
F1	MS and/or MSD recovery exceeds control limits.
J	Result is less than the RL but greater than or equal to the MDL and the concentration is an approximate value.

Metals

Qualifier	Qualifier Description
4	MS, MSD: The analyte present in the original sample is greater than 4 times the matrix spike concentration; therefore, control limits are not applicable.
F1	MS and/or MSD recovery exceeds control limits.
J	Result is less than the RL but greater than or equal to the MDL and the concentration is an approximate value.

Glossary

Abbreviation	These commonly used abbreviations may or may not be present in this report.
☼	Listed under the "D" column to designate that the result is reported on a dry weight basis
%R	Percent Recovery
CFL	Contains Free Liquid
CFU	Colony Forming Unit
CNF	Contains No Free Liquid
DER	Duplicate Error Ratio (normalized absolute difference)
Dil Fac	Dilution Factor
DL	Detection Limit (DoD/DOE)
DL, RA, RE, IN	Indicates a Dilution, Re-analysis, Re-extraction, or additional Initial metals/anion analysis of the sample
DLC	Decision Level Concentration (Radiochemistry)
EDL	Estimated Detection Limit (Dioxin)
LOD	Limit of Detection (DoD/DOE)
LOQ	Limit of Quantitation (DoD/DOE)
MCL	EPA recommended "Maximum Contaminant Level"
MDA	Minimum Detectable Activity (Radiochemistry)
MDC	Minimum Detectable Concentration (Radiochemistry)
MDL	Method Detection Limit
ML	Minimum Level (Dioxin)
MPN	Most Probable Number
MQL	Method Quantitation Limit
NC	Not Calculated
ND	Not Detected at the reporting limit (or MDL or EDL if shown)
NEG	Negative / Absent
POS	Positive / Present
PQL	Practical Quantitation Limit
PRES	Presumptive
QC	Quality Control
RER	Relative Error Ratio (Radiochemistry)
RL	Reporting Limit or Requested Limit (Radiochemistry)
RPD	Relative Percent Difference, a measure of the relative difference between two points
TEF	Toxicity Equivalent Factor (Dioxin)
TEQ	Toxicity Equivalent Quotient (Dioxin)
TNTC	Too Numerous To Count

Job Narrative
705-59184-1

The analytical test results presented in this report meet all requirements of the associated regulatory program listed on the Accreditation/Certification Summary Page, unless otherwise noted. Data qualifiers and/or narrative comments are included to explain any exceptions, if applicable. Regulated compliance samples (e.g. SDWA, NPDES) must comply with associated agency requirements/permits.

- Matrix-specific batch QC (e.g., MS, MSD, SD) may not be reported when insufficient sample volume is available or when site-specific QC samples are not submitted. In such cases, a Laboratory Control Sample Duplicate (LCSD) may be analyzed to provide precision data for the batch.
- For samples analyzed using surrogate and/or isotope dilution analytes, any recoveries falling outside of established acceptance criteria are re-prepared and/or re-analyzed to confirm results, unless the deviation is due to sample dilution or otherwise explained in the case narrative.

Receipt
The samples were received on 2/27/2026 3:00 PM. Unless otherwise noted below, the samples arrived in good condition, and, where required, properly preserved and on ice. The temperatures of the 4 coolers at receipt time were 1.3°C, 1.7°C, 1.8°C and 1.9°C.

HPLC/IC
No additional analytical or quality issues were noted, other than those described above or in the Definitions/ Glossary page.

Metals
No additional analytical or quality issues were noted, other than those described above or in the Definitions/ Glossary page.

General Chemistry
No additional analytical or quality issues were noted, other than those described above or in the Definitions/ Glossary page.

Detection Summary

Client: Southern Company
Project/Site: CCR - Plant Scherer Ash Pond Assessment

Job ID: 705-59184-1

Client Sample ID: SCH-PZ-39S — Lab Sample ID: 705-59184-1

Analyte	Result	Qualifier	RL	MDL	Unit	Dil Fac	D	Method	Prep Type
Chloride	6.0		1.0	0.98	mg/L	1		300.0	Total/NA
Fluoride	0.15	J	0.20	0.081	mg/L	1		300.0	Total/NA
Sulfate	37		1.0	0.77	mg/L	1		300.0	Total/NA
Calcium	23		0.10	0.038	mg/L	1		6010D	Total/NA
Lithium	0.0037	J	0.020	0.0037	mg/L	1		6010D	Total/NA
Barium	0.039		0.010	0.00041	mg/L	1		6020B	Total Recoverable
Chromium	0.028		0.0050	0.0037	mg/L	1		6020B	Total Recoverable
Iron	0.039	J	0.10	0.018	mg/L	1		6020B	Total Recoverable
Magnesium	9.5		0.10	0.016	mg/L	1		6020B	Total Recoverable
Molybdenum	0.00088	J	0.0050	0.00069	mg/L	1		6020B	Total Recoverable
Potassium	1.4		0.10	0.044	mg/L	1		6020B	Total Recoverable
Sodium	6.7		0.50	0.25	mg/L	1		6020B	Total Recoverable
Total Alkalinity as CaCO3	66		3.0	3.0	mg/L	1		2320B-2011	Total/NA
Bicarbonate Alkalinity as CaCO3	66		3.0	3.0	mg/L	1		2320B-2011	Total/NA
Total Dissolved Solids	180		10	10	mg/L	1		2540C - 2015	Total/NA

Client Sample ID: SCH-PZ-29S — Lab Sample ID: 705-59184-2

Analyte	Result	Qualifier	RL	MDL	Unit	Dil Fac	D	Method	Prep Type
Chloride	7.7		1.0	0.98	mg/L	1		300.0	Total/NA
Fluoride	0.16	J	0.20	0.081	mg/L	1		300.0	Total/NA
Sulfate	63		1.0	0.77	mg/L	1		300.0	Total/NA
Boron	0.027	J	0.080	0.026	mg/L	1		6010D	Total/NA
Calcium	30		0.10	0.038	mg/L	1		6010D	Total/NA
Barium	0.039		0.010	0.00041	mg/L	1		6020B	Total Recoverable
Iron	0.25		0.10	0.018	mg/L	1		6020B	Total Recoverable
Magnesium	14		0.10	0.016	mg/L	1		6020B	Total Recoverable
Potassium	1.3		0.10	0.044	mg/L	1		6020B	Total Recoverable
Sodium	12		0.50	0.25	mg/L	1		6020B	Total Recoverable
Total Alkalinity as CaCO3	80		3.0	3.0	mg/L	1		2320B-2011	Total/NA
Bicarbonate Alkalinity as CaCO3	80		3.0	3.0	mg/L	1		2320B-2011	Total/NA
Total Dissolved Solids	230		10	10	mg/L	1		2540C - 2015	Total/NA

Client Sample ID: SCH-AP1-FB-3 — Lab Sample ID: 705-59184-3

Analyte	Result	Qualifier	RL	MDL	Unit	Dil Fac	D	Method	Prep Type
Total Dissolved Solids	16		10	10	mg/L	1		2540C - 2015	Total/NA

Client Sample ID: SCH-PZ-43S — Lab Sample ID: 705-59184-4

Analyte	Result	Qualifier	RL	MDL	Unit	Dil Fac	D	Method	Prep Type
Chloride	8.1		1.0	0.98	mg/L	1		300.0	Total/NA
Fluoride	0.16	J	0.20	0.081	mg/L	1		300.0	Total/NA

This Detection Summary does not include radiochemical test results.

Eurofins Atlanta

Detection Summary

Client: Southern Company
Project/Site: CCR - Plant Scherer Ash Pond Assessment

Job ID: 705-59184-1

Client Sample ID: SCH-PZ-43S (Continued) — Lab Sample ID: 705-59184-4

Analyte	Result	Qualifier	RL	MDL	Unit	Dil Fac	D	Method	Prep Type
Sulfate	120		10	7.7	mg/L	10		300.0	Total/NA
Boron	0.98		0.080	0.026	mg/L	1		6010D	Total/NA
Calcium	63		0.10	0.038	mg/L	1		6010D	Total/NA
Lithium	0.0049	J	0.020	0.0037	mg/L	1		6010D	Total/NA
Barium	0.065		0.010	0.00041	mg/L	1		6020B	Total Recoverable
Chromium	0.0044	J	0.0050	0.0037	mg/L	1		6020B	Total Recoverable
Magnesium	8.7		0.10	0.016	mg/L	1		6020B	Total Recoverable
Molybdenum	0.00089	J	0.0050	0.00069	mg/L	1		6020B	Total Recoverable
Potassium	3.1		0.10	0.044	mg/L	1		6020B	Total Recoverable
Sodium	17		0.50	0.25	mg/L	1		6020B	Total Recoverable
Total Alkalinity as CaCO3	39		3.0	3.0	mg/L	1		2320B-2011	Total/NA
Bicarbonate Alkalinity as CaCO3	39		3.0	3.0	mg/L	1		2320B-2011	Total/NA
Total Dissolved Solids	280		10	10	mg/L	1		2540C - 2015	Total/NA

Client Sample ID: SCH-AP1-FB-4 — Lab Sample ID: 705-59184-5

Analyte	Result	Qualifier	RL	MDL	Unit	Dil Fac	D	Method	Prep Type
Calcium	0.040	J	0.10	0.038	mg/L	1		6010D	Total/NA
Total Dissolved Solids	14		10	10	mg/L	1		2540C - 2015	Total/NA

Client Sample ID: SCH-PZ-30I — Lab Sample ID: 705-59184-6

Analyte	Result	Qualifier	RL	MDL	Unit	Dil Fac	D	Method	Prep Type
Chloride	4.5		1.0	0.98	mg/L	1		300.0	Total/NA
Fluoride	0.14	J	0.20	0.081	mg/L	1		300.0	Total/NA
Sulfate	33		1.0	0.77	mg/L	1		300.0	Total/NA
Boron	0.041	J	0.080	0.026	mg/L	1		6010D	Total/NA
Calcium	20		0.10	0.038	mg/L	1		6010D	Total/NA
Barium	0.065		0.010	0.00041	mg/L	1		6020B	Total Recoverable
Chromium	0.011		0.0050	0.0037	mg/L	1		6020B	Total Recoverable
Cobalt	0.00072	J	0.0050	0.00041	mg/L	1		6020B	Total Recoverable
Iron	0.31		0.10	0.018	mg/L	1		6020B	Total Recoverable
Magnesium	9.5		0.10	0.016	mg/L	1		6020B	Total Recoverable
Potassium	1.8		0.10	0.044	mg/L	1		6020B	Total Recoverable
Sodium	10		0.50	0.25	mg/L	1		6020B	Total Recoverable
Total Alkalinity as CaCO3	67		3.0	3.0	mg/L	1		2320B-2011	Total/NA
Bicarbonate Alkalinity as CaCO3	67		3.0	3.0	mg/L	1		2320B-2011	Total/NA
Total Dissolved Solids	170		10	10	mg/L	1		2540C - 2015	Total/NA

Client Sample ID: SCH-AP1-EB-3 — Lab Sample ID: 705-59184-7

No Detections.

This Detection Summary does not include radiochemical test results.

Eurofins Atlanta

Detection Summary

Client: Southern Company
Project/Site: CCR - Plant Scherer Ash Pond Assessment

Job ID: 705-59184-1

Client Sample ID: SCH-PZ-69I — Lab Sample ID: 705-59184-8

Analyte	Result	Qualifier	RL	MDL	Unit	Dil Fac	D	Method	Prep Type
Chloride	12		1.0	0.98	mg/L	1		300.0	Total/NA
Fluoride	0.19	J	0.20	0.081	mg/L	1		300.0	Total/NA
Sulfate	94		1.0	0.77	mg/L	1		300.0	Total/NA
Boron	0.31		0.080	0.026	mg/L	1		6010D	Total/NA
Calcium	43		0.10	0.038	mg/L	1		6010D	Total/NA
Barium	0.15		0.010	0.00041	mg/L	1		6020B	Total Recoverable
Cobalt	0.0011	J	0.0050	0.00041	mg/L	1		6020B	Total Recoverable
Iron	1.3		0.10	0.018	mg/L	1		6020B	Total Recoverable
Magnesium	12		0.10	0.016	mg/L	1		6020B	Total Recoverable
Molybdenum	0.00094	J	0.0050	0.00069	mg/L	1		6020B	Total Recoverable
Potassium	5.3		0.10	0.044	mg/L	1		6020B	Total Recoverable
Sodium	30		0.50	0.25	mg/L	1		6020B	Total Recoverable
Total Alkalinity as CaCO3	100		3.0	3.0	mg/L	1		2320B-2011	Total/NA
Bicarbonate Alkalinity as CaCO3	100		3.0	3.0	mg/L	1		2320B-2011	Total/NA
Total Dissolved Solids	320		10	10	mg/L	1		2540C - 2015	Total/NA

Client Sample ID: SCH-PZ-13S — Lab Sample ID: 705-59184-9

Analyte	Result	Qualifier	RL	MDL	Unit	Dil Fac	D	Method	Prep Type
Chloride	11		1.0	0.98	mg/L	1		300.0	Total/NA
Fluoride	0.15	J	0.20	0.081	mg/L	1		300.0	Total/NA
Calcium	6.2		0.10	0.038	mg/L	1		6010D	Total/NA
Barium	0.043		0.010	0.00041	mg/L	1		6020B	Total Recoverable
Cobalt	0.0037	J	0.0050	0.00041	mg/L	1		6020B	Total Recoverable
Iron	0.089	J	0.10	0.018	mg/L	1		6020B	Total Recoverable
Magnesium	1.7		0.10	0.016	mg/L	1		6020B	Total Recoverable
Potassium	0.31		0.10	0.044	mg/L	1		6020B	Total Recoverable
Sodium	5.1		0.50	0.25	mg/L	1		6020B	Total Recoverable
Mercury	0.00060		0.00020	0.00017	mg/L	1		7470A	Total/NA
Total Alkalinity as CaCO3	16		3.0	3.0	mg/L	1		2320B-2011	Total/NA
Bicarbonate Alkalinity as CaCO3	16		3.0	3.0	mg/L	1		2320B-2011	Total/NA
Total Dissolved Solids	67		10	10	mg/L	1		2540C - 2015	Total/NA

This Detection Summary does not include radiochemical test results.

Client Sample Results

Client: Southern Company
Project/Site: CCR - Plant Scherer Ash Pond Assessment

Job ID: 705-59184-1

Client Sample ID: SCH-PZ-39S

Lab Sample ID: 705-59184-1
Date Collected: 02/26/26 09:20
Matrix: Water
Date Received: 02/27/26 15:00

Method: EPA 300.0 - Anions, Ion Chromatography

Analyte	Result	Qualifier	RL	MDL	Unit	D	Prepared	Analyzed	Dil Fac
Chloride	6.0		1.0	0.98	mg/L			03/03/26 22:12	1
Fluoride	0.15	J	0.20	0.081	mg/L			03/03/26 22:12	1
Sulfate	37		1.0	0.77	mg/L			03/03/26 22:12	1

Method: SW846 6010D - Metals (ICP)

Analyte	Result	Qualifier	RL	MDL	Unit	D	Prepared	Analyzed	Dil Fac
Boron	<0.026		0.080	0.026	mg/L		03/02/26 16:24	03/03/26 17:08	1
Calcium	23		0.10	0.038	mg/L		03/02/26 16:24	03/03/26 17:08	1
Lithium	0.0037	J	0.020	0.0037	mg/L		03/02/26 16:24	03/03/26 17:08	1

Method: SW846 6020B - Metals (ICP/MS) - Total Recoverable

Analyte	Result	Qualifier	RL	MDL	Unit	D	Prepared	Analyzed	Dil Fac
Antimony	<0.0025		0.0050	0.0025	mg/L		03/03/26 11:00	03/05/26 00:14	1
Arsenic	<0.0013		0.0050	0.0013	mg/L		03/03/26 11:00	03/05/26 00:14	1
Barium	0.039		0.010	0.00041	mg/L		03/03/26 11:00	03/05/26 00:14	1
Beryllium	<0.00015		0.0010	0.00015	mg/L		03/03/26 11:00	03/05/26 00:14	1
Cadmium	<0.00024		0.00070	0.00024	mg/L		03/03/26 11:00	03/05/26 00:14	1
Chromium	0.028		0.0050	0.0037	mg/L		03/03/26 11:00	03/05/26 00:14	1
Cobalt	<0.00041		0.0050	0.00041	mg/L		03/03/26 11:00	03/05/26 00:14	1
Iron	0.039	J	0.10	0.018	mg/L		03/03/26 11:00	03/05/26 00:14	1
Lead	<0.00086		0.0010	0.00086	mg/L		03/03/26 11:00	03/05/26 00:14	1
Magnesium	9.5		0.10	0.016	mg/L		03/03/26 11:00	03/05/26 00:14	1
Molybdenum	0.00088	J	0.0050	0.00069	mg/L		03/03/26 11:00	03/05/26 00:14	1
Potassium	1.4		0.10	0.044	mg/L		03/03/26 11:00	03/05/26 00:14	1
Selenium	<0.0023		0.0050	0.0023	mg/L		03/03/26 11:00	03/05/26 00:14	1
Sodium	6.7		0.50	0.25	mg/L		03/03/26 11:00	03/05/26 00:14	1
Thallium	<0.00019		0.0010	0.00019	mg/L		03/03/26 11:00	03/05/26 00:14	1

Method: SW846 7470A - Mercury (CVAA)

Analyte	Result	Qualifier	RL	MDL	Unit	D	Prepared	Analyzed	Dil Fac
Mercury	<0.00017		0.00020	0.00017	mg/L		03/05/26 09:52	03/05/26 14:13	1

General Chemistry

Analyte	Result	Qualifier	RL	MDL	Unit	D	Prepared	Analyzed	Dil Fac
Total Alkalinity as CaCO3 (SM 2320B-2011)	66		3.0	3.0	mg/L			03/11/26 12:18	1
Bicarbonate Alkalinity as CaCO3 (SM 2320B-2011)	66		3.0	3.0	mg/L			03/11/26 12:18	1
Carbonate Alkalinity as CaCO3 (SM 2320B-2011)	<3.0		3.0	3.0	mg/L			03/11/26 12:18	1
Total Dissolved Solids (SM 2540C - 2015)	180		10	10	mg/L			03/05/26 15:45	1

Client Sample ID: SCH-PZ-29S

Lab Sample ID: 705-59184-2
Date Collected: 02/26/26 10:07
Matrix: Water
Date Received: 02/27/26 15:00

Method: EPA 300.0 - Anions, Ion Chromatography

Analyte	Result	Qualifier	RL	MDL	Unit	D	Prepared	Analyzed	Dil Fac
Chloride	7.7		1.0	0.98	mg/L			03/03/26 22:24	1
Fluoride	0.16	J	0.20	0.081	mg/L			03/03/26 22:24	1
Sulfate	63		1.0	0.77	mg/L			03/03/26 22:24	1

Client Sample Results

Client: Southern Company
Project/Site: CCR - Plant Scherer Ash Pond Assessment

Job ID: 705-59184-1

Client Sample ID: SCH-PZ-29S

Lab Sample ID: 705-59184-2
Date Collected: 02/26/26 10:07
Matrix: Water
Date Received: 02/27/26 15:00

Method: SW846 6010D - Metals (ICP)

Analyte	Result	Qualifier	RL	MDL	Unit	D	Prepared	Analyzed	Dil Fac
Boron	**0.027**	**J**	0.080	0.026	mg/L		03/02/26 16:24	03/03/26 17:17	1
Calcium	**30**		0.10	0.038	mg/L		03/02/26 16:24	03/03/26 17:17	1
Lithium	<0.0037		0.020	0.0037	mg/L		03/02/26 16:24	03/03/26 17:17	1

Method: SW846 6020B - Metals (ICP/MS) - Total Recoverable

Analyte	Result	Qualifier	RL	MDL	Unit	D	Prepared	Analyzed	Dil Fac
Antimony	<0.0025		0.0050	0.0025	mg/L		03/03/26 11:00	03/05/26 00:17	1
Arsenic	<0.0013		0.0050	0.0013	mg/L		03/03/26 11:00	03/05/26 00:17	1
Barium	**0.039**		0.010	0.00041	mg/L		03/03/26 11:00	03/05/26 00:17	1
Beryllium	<0.00015		0.0010	0.00015	mg/L		03/03/26 11:00	03/05/26 00:17	1
Cadmium	<0.00024		0.00070	0.00024	mg/L		03/03/26 11:00	03/05/26 00:17	1
Chromium	<0.0037		0.0050	0.0037	mg/L		03/03/26 11:00	03/05/26 00:17	1
Cobalt	<0.00041		0.0050	0.00041	mg/L		03/03/26 11:00	03/05/26 00:17	1
Iron	**0.25**		0.10	0.018	mg/L		03/03/26 11:00	03/05/26 00:17	1
Lead	<0.00086		0.0010	0.00086	mg/L		03/03/26 11:00	03/05/26 00:17	1
Magnesium	**14**		0.10	0.016	mg/L		03/03/26 11:00	03/05/26 00:17	1
Molybdenum	<0.00069		0.0050	0.00069	mg/L		03/03/26 11:00	03/05/26 00:17	1
Potassium	**1.3**		0.10	0.044	mg/L		03/03/26 11:00	03/05/26 00:17	1
Selenium	<0.0023		0.0050	0.0023	mg/L		03/03/26 11:00	03/05/26 00:17	1
Sodium	**12**		0.50	0.25	mg/L		03/03/26 11:00	03/05/26 00:17	1
Thallium	<0.00019		0.0010	0.00019	mg/L		03/03/26 11:00	03/05/26 00:17	1

Method: SW846 7470A - Mercury (CVAA)

Analyte	Result	Qualifier	RL	MDL	Unit	D	Prepared	Analyzed	Dil Fac
Mercury	<0.00017		0.00020	0.00017	mg/L		03/05/26 09:52	03/05/26 14:17	1

General Chemistry

Analyte	Result	Qualifier	RL	MDL	Unit	D	Prepared	Analyzed	Dil Fac
Total Alkalinity as CaCO3 (SM 2320B-2011)	**80**		3.0	3.0	mg/L			03/11/26 12:18	1
Bicarbonate Alkalinity as CaCO3 (SM 2320B-2011)	**80**		3.0	3.0	mg/L			03/11/26 12:18	1
Carbonate Alkalinity as CaCO3 (SM 2320B-2011)	<3.0		3.0	3.0	mg/L			03/11/26 12:18	1
Total Dissolved Solids (SM 2540C - 2015)	**230**		10	10	mg/L			03/05/26 15:45	1

Client Sample ID: SCH-AP1-FB-3

Lab Sample ID: 705-59184-3
Date Collected: 02/26/26 10:27
Matrix: Water
Date Received: 02/27/26 15:00

Method: EPA 300.0 - Anions, Ion Chromatography

Analyte	Result	Qualifier	RL	MDL	Unit	D	Prepared	Analyzed	Dil Fac
Chloride	<0.98		1.0	0.98	mg/L			03/03/26 23:10	1
Fluoride	<0.081		0.20	0.081	mg/L			03/03/26 23:10	1
Sulfate	<0.77		1.0	0.77	mg/L			03/03/26 23:10	1

Method: SW846 6010D - Metals (ICP)

Analyte	Result	Qualifier	RL	MDL	Unit	D	Prepared	Analyzed	Dil Fac
Boron	<0.026		0.080	0.026	mg/L		03/02/26 16:24	03/03/26 17:20	1
Calcium	<0.038		0.10	0.038	mg/L		03/02/26 16:24	03/03/26 17:20	1
Lithium	<0.0037		0.020	0.0037	mg/L		03/02/26 16:24	03/03/26 17:20	1

Client Sample Results

Client: Southern Company
Project/Site: CCR - Plant Scherer Ash Pond Assessment

Job ID: 705-59184-1

Client Sample ID: SCH-AP1-FB-3

Lab Sample ID: 705-59184-3
Matrix: Water
Date Collected: 02/26/26 10:27
Date Received: 02/27/26 15:00

Method: SW846 6020B - Metals (ICP/MS) - Total Recoverable

Analyte	Result	Qualifier	RL	MDL	Unit	D	Prepared	Analyzed	Dil Fac
Antimony	<0.0025		0.0050	0.0025	mg/L		03/03/26 11:00	03/05/26 00:20	1
Arsenic	<0.0013		0.0050	0.0013	mg/L		03/03/26 11:00	03/05/26 00:20	1
Barium	<0.00041		0.010	0.00041	mg/L		03/03/26 11:00	03/05/26 00:20	1
Beryllium	<0.00015		0.0010	0.00015	mg/L		03/03/26 11:00	03/05/26 00:20	1
Cadmium	<0.00024		0.00070	0.00024	mg/L		03/03/26 11:00	03/05/26 00:20	1
Chromium	<0.0037		0.0050	0.0037	mg/L		03/03/26 11:00	03/05/26 00:20	1
Cobalt	<0.00041		0.0050	0.00041	mg/L		03/03/26 11:00	03/05/26 00:20	1
Iron	<0.018		0.10	0.018	mg/L		03/03/26 11:00	03/05/26 00:20	1
Lead	<0.00086		0.0010	0.00086	mg/L		03/03/26 11:00	03/05/26 00:20	1
Magnesium	<0.016		0.10	0.016	mg/L		03/03/26 11:00	03/05/26 00:20	1
Molybdenum	<0.00069		0.0050	0.00069	mg/L		03/03/26 11:00	03/05/26 00:20	1
Potassium	<0.044		0.10	0.044	mg/L		03/03/26 11:00	03/05/26 00:20	1
Selenium	<0.0023		0.0050	0.0023	mg/L		03/03/26 11:00	03/05/26 00:20	1
Sodium	<0.25		0.50	0.25	mg/L		03/03/26 11:00	03/05/26 00:20	1
Thallium	<0.00019		0.0010	0.00019	mg/L		03/03/26 11:00	03/05/26 00:20	1

Method: SW846 7470A - Mercury (CVAA)

Analyte	Result	Qualifier	RL	MDL	Unit	D	Prepared	Analyzed	Dil Fac
Mercury	<0.00017		0.00020	0.00017	mg/L		03/05/26 09:52	03/05/26 14:21	1

General Chemistry

Analyte	Result	Qualifier	RL	MDL	Unit	D	Prepared	Analyzed	Dil Fac
Total Alkalinity as CaCO3 (SM 2320B-2011)	<3.0		3.0	3.0	mg/L			03/11/26 12:18	1
Bicarbonate Alkalinity as CaCO3 (SM 2320B-2011)	<3.0		3.0	3.0	mg/L			03/11/26 12:18	1
Carbonate Alkalinity as CaCO3 (SM 2320B-2011)	<3.0		3.0	3.0	mg/L			03/11/26 12:18	1
Total Dissolved Solids (SM 2540C - 2015)	**16**		10	10	mg/L			03/05/26 15:45	1

Client Sample ID: SCH-PZ-43S

Lab Sample ID: 705-59184-4
Matrix: Water
Date Collected: 02/26/26 12:48
Date Received: 02/27/26 15:00

Method: EPA 300.0 - Anions, Ion Chromatography

Analyte	Result	Qualifier	RL	MDL	Unit	D	Prepared	Analyzed	Dil Fac
Chloride	**8.1**		1.0	0.98	mg/L			03/03/26 23:22	1
Fluoride	**0.16**	**J**	0.20	0.081	mg/L			03/03/26 23:22	1
Sulfate	**120**		10	7.7	mg/L			03/04/26 11:47	10

Method: SW846 6010D - Metals (ICP)

Analyte	Result	Qualifier	RL	MDL	Unit	D	Prepared	Analyzed	Dil Fac
Boron	**0.98**		0.080	0.026	mg/L		03/02/26 16:24	03/03/26 17:23	1
Calcium	**63**		0.10	0.038	mg/L		03/02/26 16:24	03/03/26 17:23	1
Lithium	**0.0049**	**J**	0.020	0.0037	mg/L		03/02/26 16:24	03/03/26 17:23	1

Method: SW846 6020B - Metals (ICP/MS) - Total Recoverable

Analyte	Result	Qualifier	RL	MDL	Unit	D	Prepared	Analyzed	Dil Fac
Antimony	<0.0025		0.0050	0.0025	mg/L		03/03/26 11:00	03/05/26 00:23	1
Arsenic	<0.0013		0.0050	0.0013	mg/L		03/03/26 11:00	03/05/26 00:23	1
Barium	**0.065**		0.010	0.00041	mg/L		03/03/26 11:00	03/05/26 00:23	1

Client Sample ID: SCH-PZ-43S

Lab Sample ID: 705-59184-4
Matrix: Water
Date Collected: 02/26/26 12:48
Date Received: 02/27/26 15:00

Method: SW846 6020B - Metals (ICP/MS) - Total Recoverable (Continued)

Analyte	Result	Qualifier	RL	MDL	Unit	D	Prepared	Analyzed	Dil Fac
Beryllium	<0.00015		0.0010	0.00015	mg/L		03/03/26 11:00	03/05/26 00:23	1
Cadmium	<0.00024		0.00070	0.00024	mg/L		03/03/26 11:00	03/05/26 00:23	1
Chromium	**0.0044**	**J**	0.0050	0.0037	mg/L		03/03/26 11:00	03/05/26 00:23	1
Cobalt	<0.00041		0.0050	0.00041	mg/L		03/03/26 11:00	03/05/26 00:23	1
Iron	<0.018		0.10	0.018	mg/L		03/03/26 11:00	03/05/26 00:23	1
Lead	<0.00086		0.0010	0.00086	mg/L		03/03/26 11:00	03/05/26 00:23	1
Magnesium	**8.7**		0.10	0.016	mg/L		03/03/26 11:00	03/05/26 00:23	1
Molybdenum	**0.00089**	**J**	0.0050	0.00069	mg/L		03/03/26 11:00	03/05/26 00:23	1
Potassium	**3.1**		0.10	0.044	mg/L		03/03/26 11:00	03/05/26 00:23	1
Selenium	<0.0023		0.0050	0.0023	mg/L		03/03/26 11:00	03/05/26 00:23	1
Sodium	**17**		0.50	0.25	mg/L		03/03/26 11:00	03/05/26 00:23	1
Thallium	<0.00019		0.0010	0.00019	mg/L		03/03/26 11:00	03/05/26 00:23	1

Method: SW846 7470A - Mercury (CVAA)

Analyte	Result	Qualifier	RL	MDL	Unit	D	Prepared	Analyzed	Dil Fac
Mercury	<0.00017		0.00020	0.00017	mg/L		03/05/26 09:52	03/05/26 14:25	1

General Chemistry

Analyte	Result	Qualifier	RL	MDL	Unit	D	Prepared	Analyzed	Dil Fac
Total Alkalinity as CaCO3 (SM 2320B-2011)	**39**		3.0	3.0	mg/L			03/11/26 12:18	1
Bicarbonate Alkalinity as CaCO3 (SM 2320B-2011)	**39**		3.0	3.0	mg/L			03/11/26 12:18	1
Carbonate Alkalinity as CaCO3 (SM 2320B-2011)	<3.0		3.0	3.0	mg/L			03/11/26 12:18	1
Total Dissolved Solids (SM 2540C - 2015)	**280**		10	10	mg/L			03/05/26 15:45	1

Client Sample ID: SCH-AP1-FB-4

Lab Sample ID: 705-59184-5
Matrix: Water
Date Collected: 02/26/26 14:10
Date Received: 02/27/26 15:00

Method: EPA 300.0 - Anions, Ion Chromatography

Analyte	Result	Qualifier	RL	MDL	Unit	D	Prepared	Analyzed	Dil Fac
Chloride	<0.98		1.0	0.98	mg/L			03/03/26 23:33	1
Fluoride	<0.081		0.20	0.081	mg/L			03/03/26 23:33	1
Sulfate	<0.77		1.0	0.77	mg/L			03/03/26 23:33	1

Method: SW846 6010D - Metals (ICP)

Analyte	Result	Qualifier	RL	MDL	Unit	D	Prepared	Analyzed	Dil Fac
Boron	<0.026		0.080	0.026	mg/L		03/02/26 16:24	03/03/26 16:53	1
Calcium	**0.040**	**J**	0.10	0.038	mg/L		03/02/26 16:24	03/03/26 16:53	1
Lithium	<0.0037		0.020	0.0037	mg/L		03/02/26 16:24	03/03/26 16:53	1

Method: SW846 6020B - Metals (ICP/MS) - Total Recoverable

Analyte	Result	Qualifier	RL	MDL	Unit	D	Prepared	Analyzed	Dil Fac
Antimony	<0.0025		0.0050	0.0025	mg/L		03/03/26 11:00	03/05/26 00:25	1
Arsenic	<0.0013		0.0050	0.0013	mg/L		03/03/26 11:00	03/05/26 00:25	1
Barium	<0.00041		0.010	0.00041	mg/L		03/03/26 11:00	03/05/26 00:25	1
Beryllium	<0.00015		0.0010	0.00015	mg/L		03/03/26 11:00	03/05/26 00:25	1
Cadmium	<0.00024		0.00070	0.00024	mg/L		03/03/26 11:00	03/05/26 00:25	1
Chromium	<0.0037		0.0050	0.0037	mg/L		03/03/26 11:00	03/05/26 00:25	1

Client Sample ID: SCH-AP1-FB-4

Lab Sample ID: 705-59184-5
Date Collected: 02/26/26 14:10
Matrix: Water
Date Received: 02/27/26 15:00

Method: SW846 6020B - Metals (ICP/MS) - Total Recoverable (Continued)

Analyte	Result	Qualifier	RL	MDL	Unit	D	Prepared	Analyzed	Dil Fac
Cobalt	<0.00041		0.0050	0.00041	mg/L		03/03/26 11:00	03/05/26 00:25	1
Iron	<0.018		0.10	0.018	mg/L		03/03/26 11:00	03/05/26 00:25	1
Lead	<0.00086		0.0010	0.00086	mg/L		03/03/26 11:00	03/05/26 00:25	1
Magnesium	<0.016		0.10	0.016	mg/L		03/03/26 11:00	03/05/26 00:25	1
Molybdenum	<0.00069		0.0050	0.00069	mg/L		03/03/26 11:00	03/05/26 00:25	1
Potassium	<0.044		0.10	0.044	mg/L		03/03/26 11:00	03/05/26 00:25	1
Selenium	<0.0023		0.0050	0.0023	mg/L		03/03/26 11:00	03/05/26 00:25	1
Sodium	<0.25		0.50	0.25	mg/L		03/03/26 11:00	03/05/26 00:25	1
Thallium	<0.00019		0.0010	0.00019	mg/L		03/03/26 11:00	03/05/26 00:25	1

Method: SW846 7470A - Mercury (CVAA)

Analyte	Result	Qualifier	RL	MDL	Unit	D	Prepared	Analyzed	Dil Fac
Mercury	<0.00017		0.00020	0.00017	mg/L		03/05/26 09:52	03/05/26 14:29	1

General Chemistry

Analyte	Result	Qualifier	RL	MDL	Unit	D	Prepared	Analyzed	Dil Fac
Total Alkalinity as CaCO3 (SM 2320B-2011)	<3.0		3.0	3.0	mg/L			03/11/26 12:18	1
Bicarbonate Alkalinity as CaCO3 (SM 2320B-2011)	<3.0		3.0	3.0	mg/L			03/11/26 12:18	1
Carbonate Alkalinity as CaCO3 (SM 2320B-2011)	<3.0		3.0	3.0	mg/L			03/11/26 12:18	1
Total Dissolved Solids (SM 2540C - 2015)	**14**		10	10	mg/L			03/05/26 15:45	1

Client Sample ID: SCH-PZ-30I

Lab Sample ID: 705-59184-6
Date Collected: 02/26/26 13:37
Matrix: Water
Date Received: 02/27/26 15:00

Method: EPA 300.0 - Anions, Ion Chromatography

Analyte	Result	Qualifier	RL	MDL	Unit	D	Prepared	Analyzed	Dil Fac
Chloride	**4.5**		1.0	0.98	mg/L			03/03/26 23:45	1
Fluoride	**0.14**	**J**	0.20	0.081	mg/L			03/03/26 23:45	1
Sulfate	**33**		1.0	0.77	mg/L			03/03/26 23:45	1

Method: SW846 6010D - Metals (ICP)

Analyte	Result	Qualifier	RL	MDL	Unit	D	Prepared	Analyzed	Dil Fac
Boron	**0.041**	**J**	0.080	0.026	mg/L		03/02/26 16:24	03/03/26 17:26	1
Calcium	**20**		0.10	0.038	mg/L		03/02/26 16:24	03/03/26 17:26	1
Lithium	<0.0037		0.020	0.0037	mg/L		03/02/26 16:24	03/03/26 17:26	1

Method: SW846 6020B - Metals (ICP/MS) - Total Recoverable

Analyte	Result	Qualifier	RL	MDL	Unit	D	Prepared	Analyzed	Dil Fac
Antimony	<0.0025		0.0050	0.0025	mg/L		03/03/26 11:00	03/05/26 00:28	1
Arsenic	<0.0013		0.0050	0.0013	mg/L		03/03/26 11:00	03/05/26 00:28	1
Barium	**0.065**		0.010	0.00041	mg/L		03/03/26 11:00	03/05/26 00:28	1
Beryllium	<0.00015		0.0010	0.00015	mg/L		03/03/26 11:00	03/05/26 00:28	1
Cadmium	<0.00024		0.00070	0.00024	mg/L		03/03/26 11:00	03/05/26 00:28	1
Chromium	**0.011**		0.0050	0.0037	mg/L		03/03/26 11:00	03/05/26 00:28	1
Cobalt	**0.00072**	**J**	0.0050	0.00041	mg/L		03/03/26 11:00	03/05/26 00:28	1
Iron	**0.31**		0.10	0.018	mg/L		03/03/26 11:00	03/05/26 00:28	1
Lead	<0.00086		0.0010	0.00086	mg/L		03/03/26 11:00	03/05/26 00:28	1

Client Sample ID: SCH-PZ-30I

Lab Sample ID: 705-59184-6
Date Collected: 02/26/26 13:37
Matrix: Water
Date Received: 02/27/26 15:00

Method: SW846 6020B - Metals (ICP/MS) - Total Recoverable (Continued)

Analyte	Result	Qualifier	RL	MDL	Unit	D	Prepared	Analyzed	Dil Fac
Magnesium	**9.5**		0.10	0.016	mg/L		03/03/26 11:00	03/05/26 00:28	1
Molybdenum	<0.00069		0.0050	0.00069	mg/L		03/03/26 11:00	03/05/26 00:28	1
Potassium	**1.8**		0.10	0.044	mg/L		03/03/26 11:00	03/05/26 00:28	1
Selenium	<0.0023		0.0050	0.0023	mg/L		03/03/26 11:00	03/05/26 00:28	1
Sodium	**10**		0.50	0.25	mg/L		03/03/26 11:00	03/05/26 00:28	1
Thallium	<0.00019		0.0010	0.00019	mg/L		03/03/26 11:00	03/05/26 00:28	1

Method: SW846 7470A - Mercury (CVAA)

Analyte	Result	Qualifier	RL	MDL	Unit	D	Prepared	Analyzed	Dil Fac
Mercury	<0.00017		0.00020	0.00017	mg/L		03/05/26 09:52	03/05/26 14:33	1

General Chemistry

Analyte	Result	Qualifier	RL	MDL	Unit	D	Prepared	Analyzed	Dil Fac
Total Alkalinity as CaCO3 (SM 2320B-2011)	**67**		3.0	3.0	mg/L			03/11/26 12:18	1
Bicarbonate Alkalinity as CaCO3 (SM 2320B-2011)	**67**		3.0	3.0	mg/L			03/11/26 12:18	1
Carbonate Alkalinity as CaCO3 (SM 2320B-2011)	<3.0		3.0	3.0	mg/L			03/11/26 12:18	1
Total Dissolved Solids (SM 2540C - 2015)	**170**		10	10	mg/L			03/05/26 15:45	1

Client Sample ID: SCH-AP1-EB-3

Lab Sample ID: 705-59184-7
Date Collected: 02/26/26 13:57
Matrix: Water
Date Received: 02/27/26 15:00

Method: EPA 300.0 - Anions, Ion Chromatography

Analyte	Result	Qualifier	RL	MDL	Unit	D	Prepared	Analyzed	Dil Fac
Chloride	<0.98		1.0	0.98	mg/L			03/03/26 23:56	1
Fluoride	<0.081		0.20	0.081	mg/L			03/03/26 23:56	1
Sulfate	<0.77		1.0	0.77	mg/L			03/03/26 23:56	1

Method: SW846 6010D - Metals (ICP)

Analyte	Result	Qualifier	RL	MDL	Unit	D	Prepared	Analyzed	Dil Fac
Boron	<0.026		0.080	0.026	mg/L		03/03/26 10:00	03/03/26 19:32	1
Calcium	<0.038		0.10	0.038	mg/L		03/03/26 10:00	03/03/26 19:32	1
Lithium	<0.0037		0.020	0.0037	mg/L		03/03/26 10:00	03/03/26 19:32	1

Method: SW846 6020B - Metals (ICP/MS) - Total Recoverable

Analyte	Result	Qualifier	RL	MDL	Unit	D	Prepared	Analyzed	Dil Fac
Antimony	<0.0025		0.0050	0.0025	mg/L		03/03/26 11:00	03/05/26 00:31	1
Arsenic	<0.0013		0.0050	0.0013	mg/L		03/03/26 11:00	03/05/26 00:31	1
Barium	<0.00041		0.010	0.00041	mg/L		03/03/26 11:00	03/05/26 00:31	1
Beryllium	<0.00015		0.0010	0.00015	mg/L		03/03/26 11:00	03/05/26 00:31	1
Cadmium	<0.00024		0.00070	0.00024	mg/L		03/03/26 11:00	03/05/26 00:31	1
Chromium	<0.0037		0.0050	0.0037	mg/L		03/03/26 11:00	03/05/26 00:31	1
Cobalt	<0.00041		0.0050	0.00041	mg/L		03/03/26 11:00	03/05/26 00:31	1
Iron	<0.018		0.10	0.018	mg/L		03/03/26 11:00	03/05/26 00:31	1
Lead	<0.00086		0.0010	0.00086	mg/L		03/03/26 11:00	03/05/26 00:31	1
Magnesium	<0.016		0.10	0.016	mg/L		03/03/26 11:00	03/05/26 00:31	1
Molybdenum	<0.00069		0.0050	0.00069	mg/L		03/03/26 11:00	03/05/26 00:31	1
Potassium	<0.044		0.10	0.044	mg/L		03/03/26 11:00	03/05/26 00:31	1

Client Sample ID: SCH-AP1-EB-3

Lab Sample ID: 705-59184-7
Matrix: Water
Date Collected: 02/26/26 13:57
Date Received: 02/27/26 15:00

Method: SW846 6020B - Metals (ICP/MS) - Total Recoverable (Continued)

Analyte	Result	Qualifier	RL	MDL	Unit	D	Prepared	Analyzed	Dil Fac
Selenium	<0.0023		0.0050	0.0023	mg/L		03/03/26 11:00	03/05/26 00:31	1
Sodium	<0.25		0.50	0.25	mg/L		03/03/26 11:00	03/05/26 00:31	1
Thallium	<0.00019		0.0010	0.00019	mg/L		03/03/26 11:00	03/05/26 00:31	1

Method: SW846 7470A - Mercury (CVAA)

Analyte	Result	Qualifier	RL	MDL	Unit	D	Prepared	Analyzed	Dil Fac
Mercury	<0.00017		0.00020	0.00017	mg/L		03/05/26 09:52	03/05/26 14:37	1

General Chemistry

Analyte	Result	Qualifier	RL	MDL	Unit	D	Prepared	Analyzed	Dil Fac
Total Alkalinity as CaCO3 (SM 2320B-2011)	<3.0		3.0	3.0	mg/L			03/11/26 12:18	1
Bicarbonate Alkalinity as CaCO3 (SM 2320B-2011)	<3.0		3.0	3.0	mg/L			03/11/26 12:18	1
Carbonate Alkalinity as CaCO3 (SM 2320B-2011)	<3.0		3.0	3.0	mg/L			03/11/26 12:18	1
Total Dissolved Solids (SM 2540C - 2015)	<10		10	10	mg/L			03/05/26 15:45	1

Client Sample ID: SCH-PZ-69I

Lab Sample ID: 705-59184-8
Matrix: Water
Date Collected: 02/26/26 14:10
Date Received: 02/27/26 15:00

Method: EPA 300.0 - Anions, Ion Chromatography

Analyte	Result	Qualifier	RL	MDL	Unit	D	Prepared	Analyzed	Dil Fac
Chloride	**12**		1.0	0.98	mg/L			03/04/26 00:08	1
Fluoride	**0.19**	**J**	0.20	0.081	mg/L			03/04/26 00:08	1
Sulfate	**94**		1.0	0.77	mg/L			03/04/26 00:08	1

Method: SW846 6010D - Metals (ICP)

Analyte	Result	Qualifier	RL	MDL	Unit	D	Prepared	Analyzed	Dil Fac
Boron	**0.31**		0.080	0.026	mg/L		03/03/26 10:00	03/03/26 19:41	1
Calcium	**43**		0.10	0.038	mg/L		03/03/26 10:00	03/03/26 19:41	1
Lithium	<0.0037		0.020	0.0037	mg/L		03/03/26 10:00	03/03/26 19:41	1

Method: SW846 6020B - Metals (ICP/MS) - Total Recoverable

Analyte	Result	Qualifier	RL	MDL	Unit	D	Prepared	Analyzed	Dil Fac
Antimony	<0.0025		0.0050	0.0025	mg/L		03/03/26 11:00	03/05/26 00:53	1
Arsenic	<0.0013		0.0050	0.0013	mg/L		03/03/26 11:00	03/05/26 00:53	1
Barium	**0.15**		0.010	0.00041	mg/L		03/03/26 11:00	03/05/26 00:53	1
Beryllium	<0.00015		0.0010	0.00015	mg/L		03/03/26 11:00	03/05/26 00:53	1
Cadmium	<0.00024		0.00070	0.00024	mg/L		03/03/26 11:00	03/05/26 00:53	1
Chromium	<0.0037		0.0050	0.0037	mg/L		03/03/26 11:00	03/05/26 00:53	1
Cobalt	**0.0011**	**J**	0.0050	0.00041	mg/L		03/03/26 11:00	03/05/26 00:53	1
Iron	**1.3**		0.10	0.018	mg/L		03/03/26 11:00	03/05/26 00:53	1
Lead	<0.00086		0.0010	0.00086	mg/L		03/03/26 11:00	03/05/26 00:53	1
Magnesium	**12**		0.10	0.016	mg/L		03/03/26 11:00	03/05/26 00:53	1
Molybdenum	**0.00094**	**J**	0.0050	0.00069	mg/L		03/03/26 11:00	03/05/26 00:53	1
Potassium	**5.3**		0.10	0.044	mg/L		03/03/26 11:00	03/05/26 00:53	1
Selenium	<0.0023		0.0050	0.0023	mg/L		03/03/26 11:00	03/05/26 00:53	1
Sodium	**30**		0.50	0.25	mg/L		03/03/26 11:00	03/05/26 00:53	1
Thallium	<0.00019		0.0010	0.00019	mg/L		03/03/26 11:00	03/05/26 00:53	1

Client Sample Results

Client: Southern Company
Project/Site: CCR - Plant Scherer Ash Pond Assessment

Job ID: 705-59184-1

Client Sample ID: SCH-PZ-69I

Lab Sample ID: 705-59184-8
Date Collected: 02/26/26 14:10
Matrix: Water
Date Received: 02/27/26 15:00

Method: SW846 7470A - Mercury (CVAA)

Analyte	Result	Qualifier	RL	MDL	Unit	D	Prepared	Analyzed	Dil Fac
Mercury	<0.00017		0.00020	0.00017	mg/L		03/05/26 09:52	03/05/26 14:41	1

General Chemistry

Analyte	Result	Qualifier	RL	MDL	Unit	D	Prepared	Analyzed	Dil Fac
Total Alkalinity as CaCO3 (SM 2320B-2011)	**100**		3.0	3.0	mg/L			03/11/26 12:18	1
Bicarbonate Alkalinity as CaCO3 (SM 2320B-2011)	**100**		3.0	3.0	mg/L			03/11/26 12:18	1
Carbonate Alkalinity as CaCO3 (SM 2320B-2011)	<3.0		3.0	3.0	mg/L			03/11/26 12:18	1
Total Dissolved Solids (SM 2540C - 2015)	**320**		10	10	mg/L			03/05/26 15:45	1

Client Sample ID: SCH-PZ-13S

Lab Sample ID: 705-59184-9
Date Collected: 02/27/26 10:55
Matrix: Water
Date Received: 02/27/26 15:00

Method: EPA 300.0 - Anions, Ion Chromatography

Analyte	Result	Qualifier	RL	MDL	Unit	D	Prepared	Analyzed	Dil Fac
Chloride	**11**		1.0	0.98	mg/L			03/04/26 00:19	1
Fluoride	**0.15**	**J**	0.20	0.081	mg/L			03/04/26 00:19	1
Sulfate	<0.77		1.0	0.77	mg/L			03/04/26 00:19	1

Method: SW846 6010D - Metals (ICP)

Analyte	Result	Qualifier	RL	MDL	Unit	D	Prepared	Analyzed	Dil Fac
Boron	<0.026		0.080	0.026	mg/L		03/03/26 10:00	03/03/26 19:44	1
Calcium	**6.2**		0.10	0.038	mg/L		03/03/26 10:00	03/03/26 19:44	1
Lithium	<0.0037		0.020	0.0037	mg/L		03/03/26 10:00	03/03/26 19:44	1

Method: SW846 6020B - Metals (ICP/MS) - Total Recoverable

Analyte	Result	Qualifier	RL	MDL	Unit	D	Prepared	Analyzed	Dil Fac
Antimony	<0.0025		0.0050	0.0025	mg/L		03/03/26 11:00	03/05/26 00:55	1
Arsenic	<0.0013		0.0050	0.0013	mg/L		03/03/26 11:00	03/05/26 00:55	1
Barium	**0.043**		0.010	0.00041	mg/L		03/03/26 11:00	03/05/26 00:55	1
Beryllium	<0.00015		0.0010	0.00015	mg/L		03/03/26 11:00	03/05/26 00:55	1
Cadmium	<0.00024		0.00070	0.00024	mg/L		03/03/26 11:00	03/05/26 00:55	1
Chromium	<0.0037		0.0050	0.0037	mg/L		03/03/26 11:00	03/05/26 00:55	1
Cobalt	**0.0037**	**J**	0.0050	0.00041	mg/L		03/03/26 11:00	03/05/26 00:55	1
Iron	**0.089**	**J**	0.10	0.018	mg/L		03/03/26 11:00	03/05/26 00:55	1
Lead	<0.00086		0.0010	0.00086	mg/L		03/03/26 11:00	03/05/26 00:55	1
Magnesium	**1.7**		0.10	0.016	mg/L		03/03/26 11:00	03/05/26 00:55	1
Molybdenum	<0.00069		0.0050	0.00069	mg/L		03/03/26 11:00	03/05/26 00:55	1
Potassium	**0.31**		0.10	0.044	mg/L		03/03/26 11:00	03/05/26 00:55	1
Selenium	<0.0023		0.0050	0.0023	mg/L		03/03/26 11:00	03/05/26 00:55	1
Sodium	**5.1**		0.50	0.25	mg/L		03/03/26 11:00	03/05/26 00:55	1
Thallium	<0.00019		0.0010	0.00019	mg/L		03/03/26 11:00	03/05/26 00:55	1

Method: SW846 7470A - Mercury (CVAA)

Analyte	Result	Qualifier	RL	MDL	Unit	D	Prepared	Analyzed	Dil Fac
Mercury	**0.00060**		0.00020	0.00017	mg/L		03/05/26 09:52	03/05/26 14:57	1

Client Sample Results

Client: Southern Company
Project/Site: CCR - Plant Scherer Ash Pond Assessment

Job ID: 705-59184-1

Client Sample ID: SCH-PZ-13S

Date Collected: 02/27/26 10:55
Date Received: 02/27/26 15:00

Lab Sample ID: 705-59184-9

Matrix: Water

General Chemistry

Analyte	Result	Qualifier	RL	MDL	Unit	D	Prepared	Analyzed	Dil Fac
Total Alkalinity as CaCO3 (SM 2320B-2011)	**16**		3.0	3.0	mg/L			03/11/26 12:18	1
Bicarbonate Alkalinity as CaCO3 (SM 2320B-2011)	**16**		3.0	3.0	mg/L			03/11/26 12:18	1
Carbonate Alkalinity as CaCO3 (SM 2320B-2011)	<3.0		3.0	3.0	mg/L			03/11/26 12:18	1
Total Dissolved Solids (SM 2540C - 2015)	**67**		10	10	mg/L			03/05/26 15:45	1

Method Summary

Client: Southern Company
Project/Site: CCR - Plant Scherer Ash Pond Assessment

Job ID: 705-59184-1

Method	Method Description	Protocol	Laboratory
300.0	Anions, Ion Chromatography	EPA	EET ATL 2
6010D	Metals (ICP)	SW846	EET ATL
6020B	Metals (ICP/MS)	SW846	EET ATL
7470A	Mercury (CVAA)	SW846	EET ATL
2320B-2011	Alkalinity, Total	SM	EET ATL
2540C - 2015	Total Dissolved Solids (Dried at 180 °C)	SM	EET ATL
3005A	Preparation, Total Recoverable or Dissolved Metals	SW846	EET ATL
3010A	Preparation, Total Metals	SW846	EET ATL
7470A	Preparation, Mercury	SW846	EET ATL

Protocol References:

EPA = US Environmental Protection Agency

SM = "Standard Methods For The Examination Of Water And Wastewater"

SW846 = "Test Methods For Evaluating Solid Waste, Physical/Chemical Methods", Third Edition, November 1986 And Its Updates.

Laboratory References:

EET ATL = Eurofins Atlanta, 3080 Presidential Dr, Atlanta, GA 30340, TEL (770)457-8177

EET ATL 2 = Eurofins Atlanta Building A, 3080 Presidential Pkwy, Atlanta, GA 30340, TEL (770)457-8177

Lab Chronicle

Client: Southern Company
Project/Site: CCR - Plant Scherer Ash Pond Assessment

Job ID: 705-59184-1

Client Sample ID: SCH-PZ-39S

Lab Sample ID: 705-59184-1
Date Collected: 02/26/26 09:20
Matrix: Water
Date Received: 02/27/26 15:00

Prep Type	Batch Type	Batch Method	Run	Dilution Factor	Batch Number	Analyst	Lab	Prepared or Analyzed
Total/NA	Analysis	300.0		1	117721	MS	EET ATL 2	03/03/26 22:12
Total/NA	Prep	3010A			117476	TR	EET ATL	03/02/26 16:24
Total/NA	Analysis	6010D		1	117848	DS	EET ATL	03/03/26 17:08
Total Recoverable	Prep	3005A			117617	SA	EET ATL	03/03/26 11:00
Total Recoverable	Analysis	6020B		1	118362	TT	EET ATL	03/05/26 00:14
Total/NA	Prep	7470A			117942	GR	EET ATL	03/05/26 09:52
Total/NA	Analysis	7470A		1	118460	GR	EET ATL	03/05/26 14:13
Total/NA	Analysis	2320B-2011		1	119662	AH	EET ATL	03/11/26 12:18
Total/NA	Analysis	2540C - 2015		1	118346	NN	EET ATL	03/05/26 15:45

Client Sample ID: SCH-PZ-29S

Lab Sample ID: 705-59184-2
Date Collected: 02/26/26 10:07
Matrix: Water
Date Received: 02/27/26 15:00

Prep Type	Batch Type	Batch Method	Run	Dilution Factor	Batch Number	Analyst	Lab	Prepared or Analyzed
Total/NA	Analysis	300.0		1	117721	MS	EET ATL 2	03/03/26 22:24
Total/NA	Prep	3010A			117476	TR	EET ATL	03/02/26 16:24
Total/NA	Analysis	6010D		1	117848	DS	EET ATL	03/03/26 17:17
Total Recoverable	Prep	3005A			117617	SA	EET ATL	03/03/26 11:00
Total Recoverable	Analysis	6020B		1	118362	TT	EET ATL	03/05/26 00:17
Total/NA	Prep	7470A			117942	GR	EET ATL	03/05/26 09:52
Total/NA	Analysis	7470A		1	118460	GR	EET ATL	03/05/26 14:17
Total/NA	Analysis	2320B-2011		1	119662	AH	EET ATL	03/11/26 12:18
Total/NA	Analysis	2540C - 2015		1	118346	NN	EET ATL	03/05/26 15:45

Client Sample ID: SCH-AP1-FB-3

Lab Sample ID: 705-59184-3
Date Collected: 02/26/26 10:27
Matrix: Water
Date Received: 02/27/26 15:00

Prep Type	Batch Type	Batch Method	Run	Dilution Factor	Batch Number	Analyst	Lab	Prepared or Analyzed
Total/NA	Analysis	300.0		1	117721	MS	EET ATL 2	03/03/26 23:10
Total/NA	Prep	3010A			117476	TR	EET ATL	03/02/26 16:24
Total/NA	Analysis	6010D		1	117848	DS	EET ATL	03/03/26 17:20
Total Recoverable	Prep	3005A			117617	SA	EET ATL	03/03/26 11:00
Total Recoverable	Analysis	6020B		1	118362	TT	EET ATL	03/05/26 00:20
Total/NA	Prep	7470A			117942	GR	EET ATL	03/05/26 09:52
Total/NA	Analysis	7470A		1	118460	GR	EET ATL	03/05/26 14:21
Total/NA	Analysis	2320B-2011		1	119740	AH	EET ATL	03/11/26 12:18
Total/NA	Analysis	2540C - 2015		1	118346	NN	EET ATL	03/05/26 15:45

Lab Chronicle

Client: Southern Company
Project/Site: CCR - Plant Scherer Ash Pond Assessment

Job ID: 705-59184-1

Client Sample ID: SCH-PZ-43S

Lab Sample ID: 705-59184-4
Date Collected: 02/26/26 12:48
Matrix: Water
Date Received: 02/27/26 15:00

Prep Type	Batch Type	Batch Method	Run	Dilution Factor	Batch Number	Analyst	Lab	Prepared or Analyzed
Total/NA	Analysis	300.0		10	117963	MS	EET ATL	03/04/26 11:47
Total/NA	Analysis	300.0		1	117721	MS	EET ATL 2	03/03/26 23:22
Total/NA	Prep	3010A			117476	TR	EET ATL	03/02/26 16:24
Total/NA	Analysis	6010D		1	117848	DS	EET ATL	03/03/26 17:23
Total Recoverable	Prep	3005A			117617	SA	EET ATL	03/03/26 11:00
Total Recoverable	Analysis	6020B		1	118362	TT	EET ATL	03/05/26 00:23
Total/NA	Prep	7470A			117942	GR	EET ATL	03/05/26 09:52
Total/NA	Analysis	7470A		1	118460	GR	EET ATL	03/05/26 14:25
Total/NA	Analysis	2320B-2011		1	119662	AH	EET ATL	03/11/26 12:18
Total/NA	Analysis	2540C - 2015		1	118346	NN	EET ATL	03/05/26 15:45

Client Sample ID: SCH-AP1-FB-4

Lab Sample ID: 705-59184-5
Date Collected: 02/26/26 14:10
Matrix: Water
Date Received: 02/27/26 15:00

Prep Type	Batch Type	Batch Method	Run	Dilution Factor	Batch Number	Analyst	Lab	Prepared or Analyzed
Total/NA	Analysis	300.0		1	117721	MS	EET ATL 2	03/03/26 23:33
Total/NA	Prep	3010A			117476	TR	EET ATL	03/02/26 16:24
Total/NA	Analysis	6010D		1	117848	DS	EET ATL	03/03/26 16:53
Total Recoverable	Prep	3005A			117617	SA	EET ATL	03/03/26 11:00
Total Recoverable	Analysis	6020B		1	118362	TT	EET ATL	03/05/26 00:25
Total/NA	Prep	7470A			117942	GR	EET ATL	03/05/26 09:52
Total/NA	Analysis	7470A		1	118460	GR	EET ATL	03/05/26 14:29
Total/NA	Analysis	2320B-2011		1	119740	AH	EET ATL	03/11/26 12:18
Total/NA	Analysis	2540C - 2015		1	118346	NN	EET ATL	03/05/26 15:45

Client Sample ID: SCH-PZ-30I

Lab Sample ID: 705-59184-6
Date Collected: 02/26/26 13:37
Matrix: Water
Date Received: 02/27/26 15:00

Prep Type	Batch Type	Batch Method	Run	Dilution Factor	Batch Number	Analyst	Lab	Prepared or Analyzed
Total/NA	Analysis	300.0		1	117721	MS	EET ATL 2	03/03/26 23:45
Total/NA	Prep	3010A			117476	TR	EET ATL	03/02/26 16:24
Total/NA	Analysis	6010D		1	117848	DS	EET ATL	03/03/26 17:26
Total Recoverable	Prep	3005A			117617	SA	EET ATL	03/03/26 11:00
Total Recoverable	Analysis	6020B		1	118362	TT	EET ATL	03/05/26 00:28
Total/NA	Prep	7470A			117942	GR	EET ATL	03/05/26 09:52
Total/NA	Analysis	7470A		1	118460	GR	EET ATL	03/05/26 14:33
Total/NA	Analysis	2320B-2011		1	119662	AH	EET ATL	03/11/26 12:18
Total/NA	Analysis	2540C - 2015		1	118346	NN	EET ATL	03/05/26 15:45

Lab Chronicle

Client: Southern Company
Project/Site: CCR - Plant Scherer Ash Pond Assessment

Job ID: 705-59184-1

Client Sample ID: SCH-AP1-EB-3

Lab Sample ID: 705-59184-7
Date Collected: 02/26/26 13:57
Matrix: Water
Date Received: 02/27/26 15:00

Prep Type	Batch Type	Batch Method	Run	Dilution Factor	Batch Number	Analyst	Lab	Prepared or Analyzed
Total/NA	Analysis	300.0		1	117721	MS	EET ATL 2	03/03/26 23:56
Total/NA	Prep	3010A			117518	TR	EET ATL	03/03/26 10:00
Total/NA	Analysis	6010D		1	117849	DS	EET ATL	03/03/26 19:32
Total Recoverable	Prep	3005A			117617	SA	EET ATL	03/03/26 11:00
Total Recoverable	Analysis	6020B		1	118362	TT	EET ATL	03/05/26 00:31
Total/NA	Prep	7470A			117942	GR	EET ATL	03/05/26 09:52
Total/NA	Analysis	7470A		1	118460	GR	EET ATL	03/05/26 14:37
Total/NA	Analysis	2320B-2011		1	119740	AH	EET ATL	03/11/26 12:18
Total/NA	Analysis	2540C - 2015		1	118346	NN	EET ATL	03/05/26 15:45

Client Sample ID: SCH-PZ-69I

Lab Sample ID: 705-59184-8
Date Collected: 02/26/26 14:10
Matrix: Water
Date Received: 02/27/26 15:00

Prep Type	Batch Type	Batch Method	Run	Dilution Factor	Batch Number	Analyst	Lab	Prepared or Analyzed
Total/NA	Analysis	300.0		1	117721	MS	EET ATL 2	03/04/26 00:08
Total/NA	Prep	3010A			117518	TR	EET ATL	03/03/26 10:00
Total/NA	Analysis	6010D		1	117849	DS	EET ATL	03/03/26 19:41
Total Recoverable	Prep	3005A			117617	SA	EET ATL	03/03/26 11:00
Total Recoverable	Analysis	6020B		1	118362	TT	EET ATL	03/05/26 00:53
Total/NA	Prep	7470A			117942	GR	EET ATL	03/05/26 09:52
Total/NA	Analysis	7470A		1	118460	GR	EET ATL	03/05/26 14:41
Total/NA	Analysis	2320B-2011		1	119662	AH	EET ATL	03/11/26 12:18
Total/NA	Analysis	2540C - 2015		1	118346	NN	EET ATL	03/05/26 15:45

Client Sample ID: SCH-PZ-13S

Lab Sample ID: 705-59184-9
Date Collected: 02/27/26 10:55
Matrix: Water
Date Received: 02/27/26 15:00

Prep Type	Batch Type	Batch Method	Run	Dilution Factor	Batch Number	Analyst	Lab	Prepared or Analyzed
Total/NA	Analysis	300.0		1	117721	MS	EET ATL 2	03/04/26 00:19
Total/NA	Prep	3010A			117518	TR	EET ATL	03/03/26 10:00
Total/NA	Analysis	6010D		1	117849	DS	EET ATL	03/03/26 19:44
Total Recoverable	Prep	3005A			117617	SA	EET ATL	03/03/26 11:00
Total Recoverable	Analysis	6020B		1	118362	TT	EET ATL	03/05/26 00:55
Total/NA	Prep	7470A			117942	GR	EET ATL	03/05/26 09:52
Total/NA	Analysis	7470A		1	118460	GR	EET ATL	03/05/26 14:57
Total/NA	Analysis	2320B-2011		1	119740	AH	EET ATL	03/11/26 12:18
Total/NA	Analysis	2540C - 2015		1	118346	NN	EET ATL	03/05/26 15:45

Laboratory References:

EET ATL = Eurofins Atlanta, 3080 Presidential Dr, Atlanta, GA 30340, TEL (770)457-8177

EET ATL 2 = Eurofins Atlanta Building A, 3080 Presidential Pkwy, Atlanta, GA 30340, TEL (770)457-8177

QC Sample Results

Client: Southern Company
Project/Site: CCR - Plant Scherer Ash Pond Assessment

Job ID: 705-59184-1

Method: 300.0 - Anions, Ion Chromatography

Lab Sample ID: MB 705-117721/69
Matrix: Water
Analysis Batch: 117721

Client Sample ID: Method Blank
Prep Type: Total/NA

Analyte	MB Result	MB Qualifier	RL	MDL	Unit	D	Prepared	Analyzed	Dil Fac
Chloride	<0.98		1.0	0.98	mg/L			03/03/26 20:40	1
Fluoride	<0.081		0.20	0.081	mg/L			03/03/26 20:40	1
Sulfate	<0.77		1.0	0.77	mg/L			03/03/26 20:40	1

Lab Sample ID: LCS 705-117721/70
Matrix: Water
Analysis Batch: 117721

Client Sample ID: Lab Control Sample
Prep Type: Total/NA

Analyte	Spike Added	LCS Result	LCS Qualifier	Unit	D	%Rec	%Rec Limits
Chloride	10.0	10.4		mg/L		104	90 - 110
Fluoride	5.00	5.17		mg/L		103	90 - 110
Sulfate	25.0	25.7		mg/L		103	90 - 110

Lab Sample ID: 705-59153-F-24 MS
Matrix: Water
Analysis Batch: 117721

Client Sample ID: Matrix Spike
Prep Type: Total/NA

Analyte	Sample Result	Sample Qualifier	Spike Added	MS Result	MS Qualifier	Unit	D	%Rec	%Rec Limits
Chloride	8.1		10.0	17.3		mg/L		93	90 - 110
Fluoride	0.15	J	5.00	4.99		mg/L		97	90 - 110
Sulfate	3.6		25.0	28.1		mg/L		98	90 - 110

Lab Sample ID: 705-59153-F-24 MSD
Matrix: Water
Analysis Batch: 117721

Client Sample ID: Matrix Spike Duplicate
Prep Type: Total/NA

Analyte	Sample Result	Sample Qualifier	Spike Added	MSD Result	MSD Qualifier	Unit	D	%Rec	%Rec Limits	RPD	RPD Limit
Chloride	8.1		10.0	17.3		mg/L		92	90 - 110	0	20
Fluoride	0.15	J	5.00	5.10		mg/L		99	90 - 110	2	20
Sulfate	3.6		25.0	28.1		mg/L		98	90 - 110	0	20

Lab Sample ID: MB 705-117963/1002
Matrix: Water
Analysis Batch: 117963

Client Sample ID: Method Blank
Prep Type: Total/NA

Analyte	MB Result	MB Qualifier	RL	MDL	Unit	D	Prepared	Analyzed	Dil Fac
Chloride	<0.98		1.0	0.98	mg/L			03/04/26 10:40	1
Sulfate	<0.77		1.0	0.77	mg/L			03/04/26 10:40	1

Lab Sample ID: LCS 705-117963/1001
Matrix: Water
Analysis Batch: 117963

Client Sample ID: Lab Control Sample
Prep Type: Total/NA

Analyte	Spike Added	LCS Result	LCS Qualifier	Unit	D	%Rec	%Rec Limits
Chloride	10.0	9.68		mg/L		97	90 - 110
Sulfate	25.0	23.0		mg/L		92	90 - 110

Method: 300.0 - Anions, Ion Chromatography (Continued)

Lab Sample ID: 705-59395-A-1 MS — **Client Sample ID: Matrix Spike**
Matrix: Water — **Prep Type: Total/NA**
Analysis Batch: 117963

Analyte	Sample Result	Sample Qualifier	Spike Added	MS Result	MS Qualifier	Unit	D	%Rec	%Rec Limits
Chloride	3.2		10.0	13.1		mg/L		99	90 - 110
Sulfate	<0.77	F1	25.0	21.9	F1	mg/L		87	90 - 110

Lab Sample ID: 705-59395-A-1 MSD — **Client Sample ID: Matrix Spike Duplicate**
Matrix: Water — **Prep Type: Total/NA**
Analysis Batch: 117963

Analyte	Sample Result	Sample Qualifier	Spike Added	MSD Result	MSD Qualifier	Unit	D	%Rec	%Rec Limits	RPD	RPD Limit
Chloride	3.2		10.0	13.0		mg/L		98	90 - 110	1	20
Sulfate	<0.77	F1	25.0	22.3	F1	mg/L		89	90 - 110	2	20

Method: 6010D - Metals (ICP)

Lab Sample ID: MB 705-117476/1-A — **Client Sample ID: Method Blank**
Matrix: Water — **Prep Type: Total/NA**
Analysis Batch: 117848 — **Prep Batch: 117476**

Analyte	MB Result	MB Qualifier	RL	MDL	Unit	D	Prepared	Analyzed	Dil Fac
Boron	<0.026		0.080	0.026	mg/L		03/02/26 16:24	03/03/26 16:47	1
Calcium	<0.038		0.10	0.038	mg/L		03/02/26 16:24	03/03/26 16:47	1
Lithium	<0.0037		0.020	0.0037	mg/L		03/02/26 16:24	03/03/26 16:47	1

Lab Sample ID: LCS 705-117476/2-A — **Client Sample ID: Lab Control Sample**
Matrix: Water — **Prep Type: Total/NA**
Analysis Batch: 117848 — **Prep Batch: 117476**

Analyte	Spike Added	LCS Result	LCS Qualifier	Unit	D	%Rec	%Rec Limits
Boron	1.00	1.01		mg/L		101	80 - 120
Calcium	10.0	10.1		mg/L		101	80 - 120
Lithium	1.00	1.03		mg/L		103	80 - 120

Lab Sample ID: 705-59184-5 MS — **Client Sample ID: SCH-AP1-FB-4**
Matrix: Water — **Prep Type: Total/NA**
Analysis Batch: 117848 — **Prep Batch: 117476**

Analyte	Sample Result	Sample Qualifier	Spike Added	MS Result	MS Qualifier	Unit	D	%Rec	%Rec Limits
Boron	<0.026		1.00	1.00		mg/L		100	75 - 125
Calcium	0.040	J	10.0	10.0		mg/L		100	75 - 125
Lithium	<0.0037		1.00	1.02		mg/L		102	75 - 125

Lab Sample ID: 705-59184-5 MSD — **Client Sample ID: SCH-AP1-FB-4**
Matrix: Water — **Prep Type: Total/NA**
Analysis Batch: 117848 — **Prep Batch: 117476**

Analyte	Sample Result	Sample Qualifier	Spike Added	MSD Result	MSD Qualifier	Unit	D	%Rec	%Rec Limits	RPD	RPD Limit
Boron	<0.026		1.00	0.993		mg/L		99	75 - 125	1	20
Calcium	0.040	J	10.0	9.89		mg/L		99	75 - 125	1	20
Lithium	<0.0037		1.00	1.01		mg/L		101	75 - 125	1	20

Method: 6010D - Metals (ICP) (Continued)

Lab Sample ID: MB 705-117518/1-A — **Client Sample ID: Method Blank**
Matrix: Water — **Prep Type: Total/NA**
Analysis Batch: 117849 — **Prep Batch: 117518**

Analyte	MB Result	MB Qualifier	RL	MDL	Unit	D	Prepared	Analyzed	Dil Fac
Boron	<0.026		0.080	0.026	mg/L		03/03/26 10:00	03/03/26 18:17	1
Calcium	<0.038		0.10	0.038	mg/L		03/03/26 10:00	03/03/26 18:17	1
Lithium	<0.0037		0.020	0.0037	mg/L		03/03/26 10:00	03/03/26 18:17	1

Lab Sample ID: LCS 705-117518/2-A — **Client Sample ID: Lab Control Sample**
Matrix: Water — **Prep Type: Total/NA**
Analysis Batch: 117849 — **Prep Batch: 117518**

Analyte	Spike Added	LCS Result	LCS Qualifier	Unit	D	%Rec	%Rec Limits
Boron	1.00	1.01		mg/L		101	80 - 120
Calcium	10.0	10.0		mg/L		100	80 - 120
Lithium	1.00	1.02		mg/L		102	80 - 120

Lab Sample ID: 705-59215-A-1-B MS — **Client Sample ID: Matrix Spike**
Matrix: Water — **Prep Type: Total/NA**
Analysis Batch: 117849 — **Prep Batch: 117518**

Analyte	Sample Result	Sample Qualifier	Spike Added	MS Result	MS Qualifier	Unit	D	%Rec	%Rec Limits
Boron	<0.026		1.00	0.998		mg/L		100	75 - 125
Calcium	0.41		10.0	10.2		mg/L		98	75 - 125
Lithium	<0.0037		1.00	1.23		mg/L		123	75 - 125

Lab Sample ID: 705-59215-A-1-C MSD — **Client Sample ID: Matrix Spike Duplicate**
Matrix: Water — **Prep Type: Total/NA**
Analysis Batch: 117849 — **Prep Batch: 117518**

Analyte	Sample Result	Sample Qualifier	Spike Added	MSD Result	MSD Qualifier	Unit	D	%Rec	%Rec Limits	RPD	RPD Limit
Boron	<0.026		1.00	1.00		mg/L		100	75 - 125	1	20
Calcium	0.41		10.0	10.2		mg/L		98	75 - 125	0	20
Lithium	<0.0037		1.00	1.24		mg/L		124	75 - 125	1	20

Method: 6020B - Metals (ICP/MS)

Lab Sample ID: MB 705-117617/1-A — **Client Sample ID: Method Blank**
Matrix: Water — **Prep Type: Total Recoverable**
Analysis Batch: 118362 — **Prep Batch: 117617**

Analyte	MB Result	MB Qualifier	RL	MDL	Unit	D	Prepared	Analyzed	Dil Fac
Antimony	<0.0025		0.0050	0.0025	mg/L		03/03/26 11:00	03/04/26 23:20	1
Arsenic	<0.0013		0.0050	0.0013	mg/L		03/03/26 11:00	03/04/26 23:20	1
Barium	<0.00041		0.010	0.00041	mg/L		03/03/26 11:00	03/04/26 23:20	1
Beryllium	<0.00015		0.0010	0.00015	mg/L		03/03/26 11:00	03/04/26 23:20	1
Cadmium	<0.00024		0.00070	0.00024	mg/L		03/03/26 11:00	03/04/26 23:20	1
Chromium	<0.0037		0.0050	0.0037	mg/L		03/03/26 11:00	03/04/26 23:20	1
Cobalt	<0.00041		0.0050	0.00041	mg/L		03/03/26 11:00	03/04/26 23:20	1
Iron	<0.018		0.10	0.018	mg/L		03/03/26 11:00	03/04/26 23:20	1
Lead	<0.00086		0.0010	0.00086	mg/L		03/03/26 11:00	03/04/26 23:20	1
Magnesium	<0.016		0.10	0.016	mg/L		03/03/26 11:00	03/04/26 23:20	1
Molybdenum	<0.00069		0.0050	0.00069	mg/L		03/03/26 11:00	03/04/26 23:20	1
Potassium	<0.044		0.10	0.044	mg/L		03/03/26 11:00	03/04/26 23:20	1

Method: 6020B - Metals (ICP/MS) (Continued)

Lab Sample ID: MB 705-117617/1-A
Matrix: Water
Analysis Batch: 118362

Client Sample ID: Method Blank
Prep Type: Total Recoverable
Prep Batch: 117617

Analyte	MB Result	MB Qualifier	RL	MDL	Unit	D	Prepared	Analyzed	Dil Fac
Selenium	<0.0023		0.0050	0.0023	mg/L		03/03/26 11:00	03/04/26 23:20	1
Sodium	<0.25		0.50	0.25	mg/L		03/03/26 11:00	03/04/26 23:20	1
Thallium	<0.00019		0.0010	0.00019	mg/L		03/03/26 11:00	03/04/26 23:20	1

Lab Sample ID: LCS 705-117617/2-A
Matrix: Water
Analysis Batch: 118362

Client Sample ID: Lab Control Sample
Prep Type: Total Recoverable
Prep Batch: 117617

Analyte	Spike Added	LCS Result	LCS Qualifier	Unit	D	%Rec	%Rec Limits
Antimony	0.100	0.0912		mg/L		91	80 - 120
Arsenic	0.100	0.102		mg/L		102	80 - 120
Barium	0.100	0.0904		mg/L		90	80 - 120
Beryllium	0.100	0.0949		mg/L		95	80 - 120
Cadmium	0.100	0.0914		mg/L		91	80 - 120
Chromium	0.100	0.103		mg/L		103	80 - 120
Cobalt	0.100	0.105		mg/L		105	80 - 120
Iron	1.00	1.01		mg/L		101	80 - 120
Lead	0.100	0.106		mg/L		106	80 - 120
Magnesium	1.00	1.05		mg/L		105	80 - 120
Molybdenum	0.100	0.102		mg/L		102	80 - 120
Potassium	1.00	0.933		mg/L		93	80 - 120
Selenium	0.100	0.0989		mg/L		99	80 - 120
Sodium	1.00	1.09		mg/L		109	80 - 120
Thallium	0.100	0.102		mg/L		102	80 - 120

Lab Sample ID: 705-59236-D-2-B MS
Matrix: Water
Analysis Batch: 118362

Client Sample ID: Matrix Spike
Prep Type: Total Recoverable
Prep Batch: 117617

Analyte	Sample Result	Sample Qualifier	Spike Added	MS Result	MS Qualifier	Unit	D	%Rec	%Rec Limits
Antimony	<0.0025		0.100	0.0890		mg/L		89	75 - 125
Arsenic	<0.0013		0.100	0.103		mg/L		103	75 - 125
Barium	0.016		0.100	0.104		mg/L		88	75 - 125
Beryllium	<0.00015		0.100	0.0891		mg/L		89	75 - 125
Cadmium	<0.00024		0.100	0.0904		mg/L		90	75 - 125
Chromium	<0.0037		0.100	0.107		mg/L		107	75 - 125
Cobalt	0.0014	J	0.100	0.109		mg/L		108	75 - 125
Iron	0.062	J	1.00	1.10		mg/L		104	75 - 125
Lead	<0.00086		0.100	0.102		mg/L		102	75 - 125
Magnesium	3.7	F1	1.00	4.98	F1	mg/L		128	75 - 125
Molybdenum	<0.00069		0.100	0.102		mg/L		102	75 - 125
Potassium	3.2		1.00	4.31		mg/L		114	75 - 125
Selenium	<0.0023		0.100	0.101		mg/L		101	75 - 125
Sodium	5.2		1.00	6.60	4	mg/L		137	75 - 125
Thallium	<0.00019		0.100	0.0996		mg/L		100	75 - 125

Method: 6020B - Metals (ICP/MS) (Continued)

Lab Sample ID: 705-59236-D-2-C MSD — **Client Sample ID: Matrix Spike Duplicate**
Matrix: Water — **Prep Type: Total Recoverable**
Analysis Batch: 118362 — **Prep Batch: 117617**

Analyte	Sample Result	Sample Qualifier	Spike Added	MSD Result	MSD Qualifier	Unit	D	%Rec	%Rec Limits	RPD	RPD Limit
Antimony	<0.0025		0.100	0.0906		mg/L		91	75 - 125	2	20
Arsenic	<0.0013		0.100	0.101		mg/L		101	75 - 125	2	20
Barium	0.016		0.100	0.109		mg/L		93	75 - 125	4	20
Beryllium	<0.00015		0.100	0.0946		mg/L		95	75 - 125	6	20
Cadmium	<0.00024		0.100	0.0984		mg/L		98	75 - 125	8	20
Chromium	<0.0037		0.100	0.102		mg/L		102	75 - 125	4	20
Cobalt	0.0014	J	0.100	0.105		mg/L		103	75 - 125	4	20
Iron	0.062	J	1.00	1.06		mg/L		99	75 - 125	4	20
Lead	<0.00086		0.100	0.102		mg/L		102	75 - 125	0	20
Magnesium	3.7	F1	1.00	4.67		mg/L		97	75 - 125	6	20
Molybdenum	<0.00069		0.100	0.102		mg/L		102	75 - 125	0	20
Potassium	3.2		1.00	4.05		mg/L		89	75 - 125	6	20
Selenium	<0.0023		0.100	0.101		mg/L		101	75 - 125	0	20
Sodium	5.2		1.00	6.15	4	mg/L		92	75 - 125	7	20
Thallium	<0.00019		0.100	0.101		mg/L		101	75 - 125	1	20

Method: 7470A - Mercury (CVAA)

Lab Sample ID: MB 705-117942/1-A — **Client Sample ID: Method Blank**
Matrix: Water — **Prep Type: Total/NA**
Analysis Batch: 118460 — **Prep Batch: 117942**

Analyte	MB Result	MB Qualifier	RL	MDL	Unit	D	Prepared	Analyzed	Dil Fac
Mercury	<0.00017		0.00020	0.00017	mg/L		03/05/26 09:52	03/05/26 13:15	1

Lab Sample ID: LCS 705-117942/2-A — **Client Sample ID: Lab Control Sample**
Matrix: Water — **Prep Type: Total/NA**
Analysis Batch: 118460 — **Prep Batch: 117942**

Analyte	Spike Added	LCS Result	LCS Qualifier	Unit	D	%Rec	%Rec Limits
Mercury	0.00400	0.00432		mg/L		108	80 - 120

Lab Sample ID: 705-58788-A-1-D MS — **Client Sample ID: Matrix Spike**
Matrix: Water — **Prep Type: Total/NA**
Analysis Batch: 118460 — **Prep Batch: 117942**

Analyte	Sample Result	Sample Qualifier	Spike Added	MS Result	MS Qualifier	Unit	D	%Rec	%Rec Limits
Mercury	<0.00017		0.00400	0.00423		mg/L		106	75 - 125

Lab Sample ID: 705-58788-A-1-E MSD — **Client Sample ID: Matrix Spike Duplicate**
Matrix: Water — **Prep Type: Total/NA**
Analysis Batch: 118460 — **Prep Batch: 117942**

Analyte	Sample Result	Sample Qualifier	Spike Added	MSD Result	MSD Qualifier	Unit	D	%Rec	%Rec Limits	RPD	RPD Limit
Mercury	<0.00017		0.00400	0.00426		mg/L		107	75 - 125	1	20

QC Sample Results

Client: Southern Company
Project/Site: CCR - Plant Scherer Ash Pond Assessment

Job ID: 705-59184-1

Method: 2320B-2011 - Alkalinity, Total

Lab Sample ID: LCS 705-119662/1
Matrix: Water
Analysis Batch: 119662

Client Sample ID: Lab Control Sample
Prep Type: Total/NA

Analyte			Spike Added	LCS Result	LCS Qualifier	Unit	D	%Rec	%Rec Limits		
Total Alkalinity as CaCO3			125	117		mg/L		94	90 - 110		

Lab Sample ID: 705-58916-F-5 DU
Matrix: Water
Analysis Batch: 119662

Client Sample ID: Duplicate
Prep Type: Total/NA

Analyte	Sample Result	Sample Qualifier		DU Result	DU Qualifier	Unit	D			RPD	RPD Limit
Total Alkalinity as CaCO3	99			98.4		mg/L				0.9	30
Bicarbonate Alkalinity as CaCO3	99			98.4		mg/L				0.9	30
Carbonate Alkalinity as CaCO3	<3.0			<3.0		mg/L				NC	30

Method: 2540C - 2015 - Total Dissolved Solids (Dried at 180 °C)

Lab Sample ID: MB 705-118346/1
Matrix: Water
Analysis Batch: 118346

Client Sample ID: Method Blank
Prep Type: Total/NA

Analyte	MB Result	MB Qualifier	RL	MDL	Unit	D	Prepared	Analyzed	Dil Fac
Total Dissolved Solids	<10		10	10	mg/L			03/05/26 15:45	1

Lab Sample ID: LCS 705-118346/2
Matrix: Water
Analysis Batch: 118346

Client Sample ID: Lab Control Sample
Prep Type: Total/NA

Analyte			Spike Added	LCS Result	LCS Qualifier	Unit	D	%Rec	%Rec Limits		
Total Dissolved Solids			996	1010		mg/L		101	80 - 120		

Lab Sample ID: 705-58916-F-10 DU
Matrix: Water
Analysis Batch: 118346

Client Sample ID: Duplicate
Prep Type: Total/NA

Analyte	Sample Result	Sample Qualifier		DU Result	DU Qualifier	Unit	D			RPD	RPD Limit
Total Dissolved Solids	1300			1280		mg/L				0.2	10

Accreditation/Certification Summary

Client: Southern Company
Project/Site: CCR - Plant Scherer Ash Pond Assessment

Job ID: 705-59184-1

Laboratory: Eurofins Atlanta

The accreditations/certifications listed below are applicable to this report.

Authority	Program	Identification Number	Expiration Date
Florida	NELAP	E87582	06-30-26
Georgia	State	E87582	06-30-26

eurofins | Environment Testing

ANALYTICAL REPORT

PREPARED FOR

Attn: Joju Abraham
Southern Company
241 Ralph McGill Blvd SE
B10185
Atlanta, Georgia (St) 30308

Generated 3/19/2026 2:25:43 PM

JOB DESCRIPTION

CCR - Plant Scherer Ash Pond Assessment

JOB NUMBER

705-59336-1

Eurofins Atlanta
3080 Presidential Dr
Atlanta GA 30340

See page two for job notes and contact information.

my EOL

Eurofins Atlanta

Job Notes

The test results in this report relate only to the samples as received by the laboratory and will meet all requirements of the methodology, with any exceptions noted. This report shall not be reproduced except in full, without the express written approval of the laboratory. All questions should be directed to the Eurofins Environment Testing Southeast, LLC Project Manager.

Authorization

Generated
3/19/2026 2:25:43 PM

Authorized for release by
David Fuller, Project Manager
David.Fuller@et.eurofinsus.com
(770)344-8986

Table of Contents

Cover Page 1
Table of Contents 3
Sample Summary 4
Chain of Custody 5
Receipt Checklists 6
Definitions/Glossary 7
Case Narrative 8
Detection Summary 9
Client Sample Results 10
Method Summary 11
Lab Chronicle 12
QC Sample Results 13
Certification Summary 18

Sample Summary

Client: Southern Company
Job ID: 705-59336-1
Project/Site: CCR - Plant Scherer Ash Pond Assessment

Lab Sample ID	Client Sample ID	Matrix	Collected	Received	Sample Origin
705-59336-1	SCH-PZ-70	Water	03/02/26 12:44	03/03/26 14:05	Georgia (St)

rofins Atlanta
) Presidential Dr
nta, GA 30340
ne (770) 457-8177

Chain of Custody Record

eurofins | Environment Testing

ent Information	Sampler: Dana Bloomfield	Lab PM: David Fuller / Phone: 770-344-8986	Carrier Tracking No(s):	COC No:
Contact: Abraham	Phone: 404-242-7557	E-Mail: David.Fuller@ET.EurofinsUS.com	State of Origin: GA	Page: Page 1 of 1
any: thern Company	PWSID:			Job #:
ss: Ralph McGill Blvd SE B10185	Due Date Requested:			
nta	TAT Requested (days): Standard			
Zip: 30308	Compliance Project: X Yes Δ No			
e:	Lab Project #: 70504534 (DO NOT REMOVE)			
: raham@southernco.com	Lab PO #: GPC82130-0003 / PO Line #1			
t Name: - Plant Scherer Ash Pond Assessment	Project #:			
	SSOW#:			

Analysis Requested

Preservation Codes:
D - HNO3
N - None

Other:

Task_Code: SCH-CCR-ASSMT-2026S1

Special Instructions/Notes:

ple Identification	Sample Date	Sample Time	Sample Type (C=Comp, G=grab)	Matrix (W=water, S=solid, O=waste/oil, BT=Tissue, A=Air)	Field Filtered Sample (Yes or No)	Perform MS/MSD (Yes or No)	300_ORGFM_28D - Chloride, Fluoride, Sulfate	2540C_Calcd - Total Dissolved Solids (TDS)	6010D- App III Metals + Lithium	6020B - App IV Metals + Mg, Na, K, Fe	7470A - App IV Mercury	9315_Ra226 - Radium-226 (GFPC) - 21 day decay	9320_Ra228 - Radium-228 (GFPC) - 21 day decay	Ra226Ra228_GFPC - Combined Radium 226 and 228	2320B - Total Alkalinity					Total Number of containers
			Preservation Code:				N	N	D	D	D	D	D	D	N					
4 PZ-70	3/2/26	12:44	G	WG			X	X	X	X	X	X	X	X	X					5

705-59336 COC

sible Hazard Identification
X Non-Hazard ☐ Flammable ☐ Skin Irritant ☐ Poison B ☐ Unknown ☐ Radiological

Sample Disposal (A fee may be assessed if samples are retained longer than 1 month)
☐ Return To Client ☒ Disposal By Lab ☐ Archive For _____ Months

verable Requested: I, II, III, IV, Other (specify) 0

Special Instructions/QC Requirements:

ty Kit Relinquished by:	Date:	Time:	Method of Shipment:			
quished by:	Date/Time: 3/3/26 1405	Company WSP	Received by:	Date/Time: 3/3/26 1405	Company	
quished by:	Date/Time:	Company	Received by:	Date/Time:	Company	
quished by:	Date/Time:	Company	Received by:	Date/Time:	Company	

stody Seals Intact: Custody Seal No.: Cooler Temperature(s) °C and Other Remarks: 0.9, 0.9, 0.7 IR2669

Login Sample Receipt Checklist

Client: Southern Company

Job Number: 705-59336-1

Login Number: 59336
List Number: 1
Creator: Gay, Dalton

List Source: Eurofins Atlanta

Question	Answer	Comment
The cooler's custody seal, if present, is intact.	True	
The cooler does not appear to have been compromised or tampered with.	True	
Samples were received on ice.	True	
Cooler Temperature is acceptable.	True	
Cooler Temperature is recorded.	True	
COC present.	True	
COC is filled out in ink and legible.	True	
COC is filled out with all pertinent information.	True	
Sample custody seals, if present, are intact.	True	
Sample collection date/times are provided.	True	
The samples do not appear to have been compromised or tampered with.	True	
Containers are not broken or leaking.	True	
There are no discrepancies between the containers received and the COC.	True	
Sample containers have legible labels.	True	
Appropriate sample containers were rec'd and sufficient volume for all analyses.	True	
Samples are received within Holding Time (excluding tests with immediate HTs).	True	
Containers requiring zero headspace have no headspace or bubble is <6mm (1/4").	True	
Is there sufficient air space in bottle for bacteriological analysis.	N/A	

This receipt checklist is generated for all samples received in this Login. It may not be applicable to all Jobs associated with this Login.

Definitions/Glossary

Client: Southern Company
Job ID: 705-59336-1
Project/Site: CCR - Plant Scherer Ash Pond Assessment

Qualifiers

HPLC/IC

Qualifier	Qualifier Description
F1	MS and/or MSD recovery exceeds control limits.
J	Result is less than the RL but greater than or equal to the MDL and the concentration is an approximate value.

Metals

Qualifier	Qualifier Description
F1	MS and/or MSD recovery exceeds control limits.
F2	MS/MSD RPD exceeds control limits
J	Result is less than the RL but greater than or equal to the MDL and the concentration is an approximate value.

Glossary

Abbreviation	These commonly used abbreviations may or may not be present in this report.
☼	Listed under the "D" column to designate that the result is reported on a dry weight basis
%R	Percent Recovery
CFL	Contains Free Liquid
CFU	Colony Forming Unit
CNF	Contains No Free Liquid
DER	Duplicate Error Ratio (normalized absolute difference)
Dil Fac	Dilution Factor
DL	Detection Limit (DoD/DOE)
DL, RA, RE, IN	Indicates a Dilution, Re-analysis, Re-extraction, or additional Initial metals/anion analysis of the sample
DLC	Decision Level Concentration (Radiochemistry)
EDL	Estimated Detection Limit (Dioxin)
LOD	Limit of Detection (DoD/DOE)
LOQ	Limit of Quantitation (DoD/DOE)
MCL	EPA recommended "Maximum Contaminant Level"
MDA	Minimum Detectable Activity (Radiochemistry)
MDC	Minimum Detectable Concentration (Radiochemistry)
MDL	Method Detection Limit
ML	Minimum Level (Dioxin)
MPN	Most Probable Number
MQL	Method Quantitation Limit
NC	Not Calculated
ND	Not Detected at the reporting limit (or MDL or EDL if shown)
NEG	Negative / Absent
POS	Positive / Present
PQL	Practical Quantitation Limit
PRES	Presumptive
QC	Quality Control
RER	Relative Error Ratio (Radiochemistry)
RL	Reporting Limit or Requested Limit (Radiochemistry)
RPD	Relative Percent Difference, a measure of the relative difference between two points
TEF	Toxicity Equivalent Factor (Dioxin)
TEQ	Toxicity Equivalent Quotient (Dioxin)
TNTC	Too Numerous To Count

Job Narrative
705-59336-1

The analytical test results presented in this report meet all requirements of the associated regulatory program listed on the Accreditation/Certification Summary Page, unless otherwise noted. Data qualifiers and/or narrative comments are included to explain any exceptions, if applicable. Regulated compliance samples (e.g. SDWA, NPDES) must comply with associated agency requirements/permits.

- Matrix-specific batch QC (e.g., MS, MSD, SD) may not be reported when insufficient sample volume is available or when site-specific QC samples are not submitted. In such cases, a Laboratory Control Sample Duplicate (LCSD) may be analyzed to provide precision data for the batch.
- For samples analyzed using surrogate and/or isotope dilution analytes, any recoveries falling outside of established acceptance criteria are re-prepared and/or re-analyzed to confirm results, unless the deviation is due to sample dilution or otherwise explained in the case narrative.

Receipt
The sample was received on 3/3/2026 2:05 PM. Unless otherwise noted below, the sample arrived in good condition, and, where required, properly preserved and on ice. The temperature of the cooler at receipt time was 0.7°C.

HPLC/IC
Method 300.0: The matrix spike / matrix spike duplicate (MS/MSD) recoveries for analytical batch 705-118160 were outside control limits for one or more analytes. See QC Sample Results for detail. Sample matrix interference and/or non-homogeneity are suspected because the associated laboratory control sample (LCS) recovery is within acceptance limits.

No additional analytical or quality issues were noted, other than those described above or in the Definitions/ Glossary page.

Metals
Method 6020B - Total Recoverable: The method blank for preparation batch 705-118973 and analytical batch 705-119787 contained Thallium above the method detection limit. This target analyte concentration was less than the reporting limit (RL) in the method blank; therefore, re-extraction and/or re-analysis of samples was not performed.

No additional analytical or quality issues were noted, other than those described above or in the Definitions/ Glossary page.

General Chemistry
No additional analytical or quality issues were noted, other than those described above or in the Definitions/ Glossary page.

Detection Summary

Client: Southern Company
Project/Site: CCR - Plant Scherer Ash Pond Assessment

Job ID: 705-59336-1

Client Sample ID: SCH-PZ-70

Lab Sample ID: 705-59336-1

Analyte	Result	Qualifier	RL	MDL	Unit	Dil Fac	D	Method	Prep Type
Chloride	13	F1	1.0	0.98	mg/L	1		300.0	Total/NA
Fluoride	0.15	J	0.20	0.081	mg/L	1		300.0	Total/NA
Sulfate	74	F1	1.0	0.77	mg/L	1		300.0	Total/NA
Boron	0.60		0.080	0.026	mg/L	1		6010D	Total/NA
Calcium	33		0.10	0.038	mg/L	1		6010D	Total/NA
Lithium	0.0047	J	0.020	0.0037	mg/L	1		6010D	Total/NA
Potassium	0.046	J	0.10	0.044	mg/L	1		6020B	Total Recoverable
Total Alkalinity as CaCO3	100		3.0	3.0	mg/L	1		2320B-2011	Total/NA
Bicarbonate Alkalinity as CaCO3	100		3.0	3.0	mg/L	1		2320B-2011	Total/NA
Total Dissolved Solids	280		10	10	mg/L	1		2540C - 2015	Total/NA

This Detection Summary does not include radiochemical test results.

Client Sample Results

Client: Southern Company
Project/Site: CCR - Plant Scherer Ash Pond Assessment

Job ID: 705-59336-1

Client Sample ID: SCH-PZ-70

Date Collected: 03/02/26 12:44
Date Received: 03/03/26 14:05

Lab Sample ID: 705-59336-1

Matrix: Water

Method: EPA 300.0 - Anions, Ion Chromatography

Analyte	Result	Qualifier	RL	MDL	Unit	D	Prepared	Analyzed	Dil Fac
Chloride	13	F1	1.0	0.98	mg/L			03/04/26 18:17	1
Fluoride	0.15	J	0.20	0.081	mg/L			03/04/26 18:17	1
Sulfate	74	F1	1.0	0.77	mg/L			03/04/26 18:17	1

Method: SW846 6010D - Metals (ICP)

Analyte	Result	Qualifier	RL	MDL	Unit	D	Prepared	Analyzed	Dil Fac
Boron	0.60		0.080	0.026	mg/L		03/09/26 07:26	03/09/26 12:59	1
Calcium	33		0.10	0.038	mg/L		03/09/26 07:26	03/09/26 12:59	1
Lithium	0.0047	J	0.020	0.0037	mg/L		03/09/26 07:26	03/09/26 12:59	1

Method: SW846 6020B - Metals (ICP/MS) - Total Recoverable

Analyte	Result	Qualifier	RL	MDL	Unit	D	Prepared	Analyzed	Dil Fac
Antimony	<0.0025		0.0050	0.0025	mg/L		03/08/26 15:00	03/11/26 15:35	1
Arsenic	<0.0013		0.0050	0.0013	mg/L		03/08/26 15:00	03/11/26 15:35	1
Barium	<0.00041		0.010	0.00041	mg/L		03/08/26 15:00	03/11/26 15:35	1
Beryllium	<0.00015		0.0010	0.00015	mg/L		03/08/26 15:00	03/11/26 15:35	1
Cadmium	<0.00024		0.00070	0.00024	mg/L		03/08/26 15:00	03/11/26 15:35	1
Chromium	<0.0037		0.0050	0.0037	mg/L		03/08/26 15:00	03/11/26 15:35	1
Cobalt	<0.00041		0.0050	0.00041	mg/L		03/08/26 15:00	03/11/26 15:35	1
Iron	<0.018		0.10	0.018	mg/L		03/08/26 15:00	03/11/26 15:35	1
Lead	<0.00086		0.0010	0.00086	mg/L		03/08/26 15:00	03/11/26 15:35	1
Magnesium	<0.016		0.10	0.016	mg/L		03/08/26 15:00	03/11/26 15:35	1
Molybdenum	<0.00069		0.0050	0.00069	mg/L		03/08/26 15:00	03/11/26 15:35	1
Potassium	0.046	J	0.10	0.044	mg/L		03/08/26 15:00	03/11/26 15:35	1
Selenium	<0.0023		0.0050	0.0023	mg/L		03/08/26 15:00	03/11/26 15:35	1
Sodium	<0.25		0.50	0.25	mg/L		03/08/26 15:00	03/11/26 15:35	1
Thallium	<0.00019		0.0010	0.00019	mg/L		03/08/26 15:00	03/11/26 15:35	1

Method: SW846 7470A - Mercury (CVAA)

Analyte	Result	Qualifier	RL	MDL	Unit	D	Prepared	Analyzed	Dil Fac
Mercury	<0.00017		0.00020	0.00017	mg/L		03/10/26 10:42	03/10/26 14:18	1

General Chemistry

Analyte	Result	Qualifier	RL	MDL	Unit	D	Prepared	Analyzed	Dil Fac
Total Alkalinity as CaCO3 (SM 2320B-2011)	100		3.0	3.0	mg/L			03/16/26 12:14	1
Bicarbonate Alkalinity as CaCO3 (SM 2320B-2011)	100		3.0	3.0	mg/L			03/16/26 12:14	1
Carbonate Alkalinity as CaCO3 (SM 2320B-2011)	<3.0		3.0	3.0	mg/L			03/16/26 12:14	1
Total Dissolved Solids (SM 2540C - 2015)	280		10	10	mg/L			03/06/26 16:28	1

Method Summary

Client: Southern Company
Project/Site: CCR - Plant Scherer Ash Pond Assessment

Job ID: 705-59336-1

Method	Method Description	Protocol	Laboratory
300.0	Anions, Ion Chromatography	EPA	EET ATL 2
6010D	Metals (ICP)	SW846	EET ATL
6020B	Metals (ICP/MS)	SW846	EET ATL
7470A	Mercury (CVAA)	SW846	EET ATL
2320B-2011	Alkalinity, Total	SM	EET ATL
2540C - 2015	Total Dissolved Solids (Dried at 180 °C)	SM	EET ATL
3005A	Preparation, Total Recoverable or Dissolved Metals	SW846	EET ATL
3010A	Preparation, Total Metals	SW846	EET ATL
7470A	Preparation, Mercury	SW846	EET ATL

Protocol References:

EPA = US Environmental Protection Agency

SM = "Standard Methods For The Examination Of Water And Wastewater"

SW846 = "Test Methods For Evaluating Solid Waste, Physical/Chemical Methods", Third Edition, November 1986 And Its Updates.

Laboratory References:

EET ATL = Eurofins Atlanta, 3080 Presidential Dr, Atlanta, GA 30340, TEL (770)457-8177

EET ATL 2 = Eurofins Atlanta Building A, 3080 Presidential Pkwy, Atlanta, GA 30340, TEL (770)457-8177

Lab Chronicle

Client: Southern Company
Project/Site: CCR - Plant Scherer Ash Pond Assessment

Job ID: 705-59336-1

Client Sample ID: SCH-PZ-70

Date Collected: 03/02/26 12:44
Date Received: 03/03/26 14:05

Lab Sample ID: 705-59336-1

Matrix: Water

Prep Type	Batch Type	Batch Method	Run	Dilution Factor	Batch Number	Analyst	Lab	Prepared or Analyzed
Total/NA	Analysis	300.0		1	118160	MS	EET ATL 2	03/04/26 18:17
Total/NA	Prep	3010A			118995	EF	EET ATL	03/09/26 07:26
Total/NA	Analysis	6010D		1	119130	DS	EET ATL	03/09/26 12:59
Total Recoverable	Prep	3005A			118973	TR	EET ATL	03/08/26 15:00
Total Recoverable	Analysis	6020B		1	119787	IF	EET ATL	03/11/26 15:35
Total/NA	Prep	7470A			119177	GR	EET ATL	03/10/26 10:42
Total/NA	Analysis	7470A		1	119449	GR	EET ATL	03/10/26 14:18
Total/NA	Analysis	2320B-2011		1	120763	EF	EET ATL	03/16/26 12:14
Total/NA	Analysis	2540C - 2015		1	118805	AGA	EET ATL	03/06/26 16:28

Laboratory References:

EET ATL = Eurofins Atlanta, 3080 Presidential Dr, Atlanta, GA 30340, TEL (770)457-8177

EET ATL 2 = Eurofins Atlanta Building A, 3080 Presidential Pkwy, Atlanta, GA 30340, TEL (770)457-8177

QC Sample Results

Client: Southern Company
Project/Site: CCR - Plant Scherer Ash Pond Assessment

Job ID: 705-59336-1

Method: 300.0 - Anions, Ion Chromatography

Lab Sample ID: MB 705-118160/3 — **Client Sample ID: Method Blank**
Matrix: Water — **Prep Type: Total/NA**
Analysis Batch: 118160

Analyte	MB Result	MB Qualifier	RL	MDL	Unit	D	Prepared	Analyzed	Dil Fac
Chloride	<0.98		1.0	0.98	mg/L			03/04/26 17:54	1
Fluoride	<0.081		0.20	0.081	mg/L			03/04/26 17:54	1
Sulfate	<0.77		1.0	0.77	mg/L			03/04/26 17:54	1

Lab Sample ID: LCS 705-118160/4 — **Client Sample ID: Lab Control Sample**
Matrix: Water — **Prep Type: Total/NA**
Analysis Batch: 118160

Analyte	Spike Added	LCS Result	LCS Qualifier	Unit	D	%Rec	%Rec Limits
Chloride	10.0	10.0		mg/L		100	90 - 110
Fluoride	5.00	5.01		mg/L		100	90 - 110
Sulfate	25.0	25.4		mg/L		101	90 - 110

Lab Sample ID: 705-59336-1 MS — **Client Sample ID: SCH-PZ-70**
Matrix: Water — **Prep Type: Total/NA**
Analysis Batch: 118160

Analyte	Sample Result	Sample Qualifier	Spike Added	MS Result	MS Qualifier	Unit	D	%Rec	%Rec Limits
Chloride	13	F1	10.0	21.6	F1	mg/L		88	90 - 110
Fluoride	0.15	J	5.00	5.03		mg/L		97	90 - 110
Sulfate	74	F1	25.0	90.8	F1	mg/L		65	90 - 110

Lab Sample ID: 705-59336-1 MSD — **Client Sample ID: SCH-PZ-70**
Matrix: Water — **Prep Type: Total/NA**
Analysis Batch: 118160

Analyte	Sample Result	Sample Qualifier	Spike Added	MSD Result	MSD Qualifier	Unit	D	%Rec	%Rec Limits	RPD	RPD Limit
Chloride	13	F1	10.0	21.7	F1	mg/L		89	90 - 110	0	20
Fluoride	0.15	J	5.00	5.00		mg/L		97	90 - 110	0	20
Sulfate	74	F1	25.0	91.9	F1	mg/L		70	90 - 110	1	20

Method: 6010D - Metals (ICP)

Lab Sample ID: MB 705-118995/1-A — **Client Sample ID: Method Blank**
Matrix: Water — **Prep Type: Total/NA**
Analysis Batch: 119130 — **Prep Batch: 118995**

Analyte	MB Result	MB Qualifier	RL	MDL	Unit	D	Prepared	Analyzed	Dil Fac
Boron	<0.026		0.080	0.026	mg/L		03/09/26 07:26	03/09/26 11:58	1
Calcium	<0.038		0.10	0.038	mg/L		03/09/26 07:26	03/09/26 11:58	1
Lithium	<0.0037		0.020	0.0037	mg/L		03/09/26 07:26	03/09/26 11:58	1

Lab Sample ID: LCS 705-118995/2-A — **Client Sample ID: Lab Control Sample**
Matrix: Water — **Prep Type: Total/NA**
Analysis Batch: 119130 — **Prep Batch: 118995**

Analyte	Spike Added	LCS Result	LCS Qualifier	Unit	D	%Rec	%Rec Limits
Boron	1.00	1.02		mg/L		102	80 - 120
Calcium	10.0	10.3		mg/L		103	80 - 120
Lithium	1.00	0.994		mg/L		99	80 - 120

QC Sample Results

Client: Southern Company
Project/Site: CCR - Plant Scherer Ash Pond Assessment

Job ID: 705-59336-1

Method: 6010D - Metals (ICP)

Lab Sample ID: 705-59283-E-1-B MS
Matrix: Water
Analysis Batch: 119130

Client Sample ID: Matrix Spike
Prep Type: Total/NA
Prep Batch: 118995

Analyte	Sample Result	Sample Qualifier	Spike Added	MS Result	MS Qualifier	Unit	D	%Rec	%Rec Limits
Boron	<0.026		1.00	1.03		mg/L		103	75 - 125
Calcium	9.8		10.0	19.7		mg/L		99	75 - 125
Lithium	<0.0037		1.00	1.03		mg/L		103	75 - 125

Lab Sample ID: 705-59283-E-1-C MSD
Matrix: Water
Analysis Batch: 119130

Client Sample ID: Matrix Spike Duplicate
Prep Type: Total/NA
Prep Batch: 118995

Analyte	Sample Result	Sample Qualifier	Spike Added	MSD Result	MSD Qualifier	Unit	D	%Rec	%Rec Limits	RPD	RPD Limit
Boron	<0.026		1.00	1.03		mg/L		103	75 - 125	0	20
Calcium	9.8		10.0	19.5		mg/L		97	75 - 125	1	20
Lithium	<0.0037		1.00	1.02		mg/L		102	75 - 125	1	20

Method: 6020B - Metals (ICP/MS)

Lab Sample ID: MB 705-118973/1-A
Matrix: Water
Analysis Batch: 119787

Client Sample ID: Method Blank
Prep Type: Total Recoverable
Prep Batch: 118973

Analyte	MB Result	MB Qualifier	RL	MDL	Unit	D	Prepared	Analyzed	Dil Fac
Antimony	<0.0025		0.0050	0.0025	mg/L		03/08/26 15:00	03/11/26 13:56	1
Arsenic	<0.0013		0.0050	0.0013	mg/L		03/08/26 15:00	03/11/26 13:56	1
Barium	<0.00041		0.010	0.00041	mg/L		03/08/26 15:00	03/11/26 13:56	1
Beryllium	<0.00015		0.0010	0.00015	mg/L		03/08/26 15:00	03/11/26 13:56	1
Cadmium	<0.00024		0.00070	0.00024	mg/L		03/08/26 15:00	03/11/26 13:56	1
Chromium	<0.0037		0.0050	0.0037	mg/L		03/08/26 15:00	03/11/26 13:56	1
Cobalt	<0.00041		0.0050	0.00041	mg/L		03/08/26 15:00	03/11/26 13:56	1
Iron	<0.018		0.10	0.018	mg/L		03/08/26 15:00	03/11/26 13:56	1
Lead	<0.00086		0.0010	0.00086	mg/L		03/08/26 15:00	03/11/26 13:56	1
Magnesium	<0.016		0.10	0.016	mg/L		03/08/26 15:00	03/11/26 13:56	1
Molybdenum	<0.00069		0.0050	0.00069	mg/L		03/08/26 15:00	03/11/26 13:56	1
Potassium	<0.044		0.10	0.044	mg/L		03/08/26 15:00	03/11/26 13:56	1
Selenium	<0.0023		0.0050	0.0023	mg/L		03/08/26 15:00	03/11/26 13:56	1
Sodium	<0.25		0.50	0.25	mg/L		03/08/26 15:00	03/11/26 13:56	1
Thallium	0.000240	J	0.0010	0.00019	mg/L		03/08/26 15:00	03/11/26 13:56	1

Lab Sample ID: LCS 705-118973/2-A
Matrix: Water
Analysis Batch: 119787

Client Sample ID: Lab Control Sample
Prep Type: Total Recoverable
Prep Batch: 118973

Analyte	Spike Added	LCS Result	LCS Qualifier	Unit	D	%Rec	%Rec Limits
Antimony	0.100	0.102		mg/L		102	80 - 120
Arsenic	0.100	0.104		mg/L		104	80 - 120
Barium	0.100	0.103		mg/L		103	80 - 120
Beryllium	0.100	0.103		mg/L		103	80 - 120
Cadmium	0.100	0.100		mg/L		100	80 - 120
Chromium	0.100	0.104		mg/L		104	80 - 120
Cobalt	0.100	0.103		mg/L		103	80 - 120
Iron	1.00	1.02		mg/L		102	80 - 120

Method: 6020B - Metals (ICP/MS) (Continued)

Lab Sample ID: LCS 705-118973/2-A
Client Sample ID: Lab Control Sample
Matrix: Water
Prep Type: Total Recoverable
Analysis Batch: 119787
Prep Batch: 118973

Analyte	Spike Added	LCS Result	LCS Qualifier	Unit	D	%Rec	%Rec Limits
Lead	0.100	0.101		mg/L		101	80 - 120
Magnesium	1.00	1.05		mg/L		105	80 - 120
Molybdenum	0.100	0.102		mg/L		102	80 - 120
Potassium	1.00	1.03		mg/L		103	80 - 120
Selenium	0.100	0.103		mg/L		103	80 - 120
Sodium	1.00	1.04		mg/L		104	80 - 120
Thallium	0.100	0.103		mg/L		103	80 - 120

Lab Sample ID: 705-59811-H-42-B MS
Client Sample ID: Matrix Spike
Matrix: Water
Prep Type: Total Recoverable
Analysis Batch: 119787
Prep Batch: 118973

Analyte	Sample Result	Sample Qualifier	Spike Added	MS Result	MS Qualifier	Unit	D	%Rec	%Rec Limits
Antimony	<0.0025	F1	0.100	<0.0025	F1	mg/L		0	75 - 125
Arsenic	<0.0013		0.100	0.0966		mg/L		97	75 - 125
Barium	0.024	F1 F2	0.100	0.0960	F1	mg/L		72	75 - 125
Beryllium	<0.00015		0.100	0.0966		mg/L		97	75 - 125
Cadmium	<0.00024		0.100	0.0927		mg/L		93	75 - 125
Chromium	<0.0037		0.100	0.0962		mg/L		96	75 - 125
Cobalt	<0.00041		0.100	0.0981		mg/L		98	75 - 125
Iron	<0.018		1.00	0.963		mg/L		96	75 - 125
Lead	<0.00086		0.100	0.0951		mg/L		95	75 - 125
Magnesium	1.0	F1 F2	1.00	0.973	F1	mg/L		-5	75 - 125
Molybdenum	<0.00069	F1	0.100	<0.00069	F1	mg/L		0	75 - 125
Potassium	1.3	F1 F2	1.00	0.943	F1	mg/L		-36	75 - 125
Selenium	<0.0023		0.100	0.0949		mg/L		95	75 - 125
Sodium	3.6	F1 F2	1.00	1.00	F1	mg/L		-255	75 - 125
Thallium	<0.00019		0.100	0.0973		mg/L		97	75 - 125

Lab Sample ID: 705-59811-H-42-C MSD
Client Sample ID: Matrix Spike Duplicate
Matrix: Water
Prep Type: Total Recoverable
Analysis Batch: 119787
Prep Batch: 118973

Analyte	Sample Result	Sample Qualifier	Spike Added	MSD Result	MSD Qualifier	Unit	D	%Rec	%Rec Limits	RPD	RPD Limit
Antimony	<0.0025	F1	0.100	<0.0025	F1	mg/L		0	75 - 125	NC	20
Arsenic	<0.0013		0.100	0.0941		mg/L		94	75 - 125	3	20
Barium	0.024	F1 F2	0.100	0.118	F2	mg/L		94	75 - 125	21	20
Beryllium	<0.00015		0.100	0.0970		mg/L		97	75 - 125	0	20
Cadmium	<0.00024		0.100	0.0926		mg/L		93	75 - 125	0	20
Chromium	<0.0037		0.100	0.0944		mg/L		94	75 - 125	2	20
Cobalt	<0.00041		0.100	0.0954		mg/L		95	75 - 125	3	20
Iron	<0.018		1.00	0.955		mg/L		95	75 - 125	1	20
Lead	<0.00086		0.100	0.0921		mg/L		92	75 - 125	3	20
Magnesium	1.0	F1 F2	1.00	1.91	F2	mg/L		89	75 - 125	65	20
Molybdenum	<0.00069	F1	0.100	<0.00069	F1	mg/L		0	75 - 125	NC	20
Potassium	1.3	F1 F2	1.00	2.03	F1 F2	mg/L		73	75 - 125	73	20
Selenium	<0.0023		0.100	0.0934		mg/L		93	75 - 125	2	20
Sodium	3.6	F1 F2	1.00	4.30	F2	mg/L		75	75 - 125	124	20
Thallium	<0.00019		0.100	0.0935		mg/L		93	75 - 125	4	20

QC Sample Results

Client: Southern Company
Project/Site: CCR - Plant Scherer Ash Pond Assessment

Job ID: 705-59336-1

Method: 7470A - Mercury (CVAA)

Lab Sample ID: MB 705-119177/1-A — **Client Sample ID: Method Blank**
Matrix: Water — **Prep Type: Total/NA**
Analysis Batch: 119449 — **Prep Batch: 119177**

Analyte	MB Result	MB Qualifier	RL	MDL	Unit	D	Prepared	Analyzed	Dil Fac
Mercury	<0.00017		0.00020	0.00017	mg/L		03/10/26 10:42	03/10/26 13:55	1

Lab Sample ID: LCS 705-119177/2-A — **Client Sample ID: Lab Control Sample**
Matrix: Water — **Prep Type: Total/NA**
Analysis Batch: 119449 — **Prep Batch: 119177**

Analyte	Spike Added	LCS Result	LCS Qualifier	Unit	D	%Rec	%Rec Limits
Mercury	0.00400	0.00406		mg/L		102	80 - 120

Lab Sample ID: 705-59924-A-17-C MS — **Client Sample ID: Matrix Spike**
Matrix: Water — **Prep Type: Total/NA**
Analysis Batch: 119449 — **Prep Batch: 119177**

Analyte	Sample Result	Sample Qualifier	Spike Added	MS Result	MS Qualifier	Unit	D	%Rec	%Rec Limits
Mercury	<0.00017		0.00400	0.00411		mg/L		103	75 - 125

Lab Sample ID: 705-59924-A-17-D MSD — **Client Sample ID: Matrix Spike Duplicate**
Matrix: Water — **Prep Type: Total/NA**
Analysis Batch: 119449 — **Prep Batch: 119177**

Analyte	Sample Result	Sample Qualifier	Spike Added	MSD Result	MSD Qualifier	Unit	D	%Rec	%Rec Limits	RPD	RPD Limit
Mercury	<0.00017		0.00400	0.00398		mg/L		99	75 - 125	3	20

Method: 2320B-2011 - Alkalinity, Total

Lab Sample ID: LCS 705-120763/1 — **Client Sample ID: Lab Control Sample**
Matrix: Water — **Prep Type: Total/NA**
Analysis Batch: 120763

Analyte	Spike Added	LCS Result	LCS Qualifier	Unit	D	%Rec	%Rec Limits
Total Alkalinity as CaCO3	125	133		mg/L		106	90 - 110

Lab Sample ID: 705-59353-B-1 DU — **Client Sample ID: Duplicate**
Matrix: Water — **Prep Type: Total/NA**
Analysis Batch: 120763

Analyte	Sample Result	Sample Qualifier	DU Result	DU Qualifier	Unit	D	RPD	RPD Limit
Total Alkalinity as CaCO3	33		37.7		mg/L		13	30
Bicarbonate Alkalinity as CaCO3	33		37.7		mg/L		13	30
Carbonate Alkalinity as CaCO3	<3.0		<3.0		mg/L		NC	30

Method: 2540C - 2015 - Total Dissolved Solids (Dried at 180 °C)

Lab Sample ID: MB 705-118805/1 — **Client Sample ID: Method Blank**
Matrix: Water — **Prep Type: Total/NA**
Analysis Batch: 118805

Analyte	MB Result	MB Qualifier	RL	MDL	Unit	D	Prepared	Analyzed	Dil Fac
Total Dissolved Solids	<10		10	10	mg/L			03/06/26 16:28	1

Method: 2540C - 2015 - Total Dissolved Solids (Dried at 180 °C) (Continued)

Lab Sample ID: LCS 705-118805/2
Client Sample ID: Lab Control Sample
Matrix: Water
Prep Type: Total/NA
Analysis Batch: 118805

Analyte			Spike Added	LCS Result	LCS Qualifier	Unit	D	%Rec	%Rec Limits		
Total Dissolved Solids			249	266		mg/L		107	80 - 120		

Lab Sample ID: 705-59337-A-14 DU
Client Sample ID: Duplicate
Matrix: Water
Prep Type: Total/NA
Analysis Batch: 118805

Analyte	Sample Result	Sample Qualifier		DU Result	DU Qualifier	Unit	D			RPD	RPD Limit
Total Dissolved Solids	79			82.0		mg/L				4	10

Accreditation/Certification Summary

Client: Southern Company
Job ID: 705-59336-1
Project/Site: CCR - Plant Scherer Ash Pond Assessment

Laboratory: Eurofins Atlanta

The accreditations/certifications listed below are applicable to this report.

Authority	Program	Identification Number	Expiration Date
Florida	NELAP	E87582	06-30-26
Georgia	State	E87582	06-30-26

eurofins | Environment Testing

ANALYTICAL REPORT

PREPARED FOR

Attn: Joju Abraham
Southern Company
241 Ralph McGill Blvd SE
B10185
Atlanta, Georgia (St) 30308

Generated 3/18/2026 5:45:57 PM

JOB DESCRIPTION

CCR - Plant Scherer Ash Pond Assessment

JOB NUMBER

705-58142-2

Eurofins Atlanta
3080 Presidential Dr
Atlanta GA 30340

See page two for job notes and contact information.

my EOL

Eurofins Atlanta

Job Notes

The test results in this report relate only to the samples as received by the laboratory and will meet all requirements of the methodology, with any exceptions noted. This report shall not be reproduced except in full, without the express written approval of the laboratory. All questions should be directed to the Eurofins Environment Testing Southeast, LLC Project Manager.

Authorization

Generated
3/18/2026 5:45:57 PM

Authorized for release by
David Fuller, Project Manager
David.Fuller@et.eurofinsus.com
(770)344-8986

Table of Contents

Cover Page 1
Table of Contents 3
Sample Summary 4
Chain of Custody 5
Receipt Checklists 7
Definitions/Glossary 9
Case Narrative 10
Client Sample Results 11
Tracer Carrier Summary 14
Method Summary 15
Lab Chronicle 16
QC Sample Results 17
Certification Summary 20

Sample Summary

Client: Southern Company
Job ID: 705-58142-2
Project/Site: CCR - Plant Scherer Ash Pond Assessment

Lab Sample ID	Client Sample ID	Matrix	Collected	Received	Sample Origin
705-58142-1	SCH-PZ-41S	Water	02/18/26 10:41	02/19/26 09:53	Georgia (St)
705-58142-2	SCH-PZ-17I	Water	02/18/26 11:25	02/19/26 09:53	Georgia (St)
705-58142-3	SCH-PZ-40I	Water	02/18/26 12:51	02/19/26 09:53	Georgia (St)
705-58142-4	SCH-AP1-FD-3	Water	02/18/26 00:00	02/19/26 09:53	Georgia (St)

Eurofins Atlanta
3080 Presidential Dr
Atlanta, GA 30340
Phone (770) 457-8177

Chain of Custody Record

eurofins | Environment Testing

Client Information	Sampler: Dana Bloomfield	Lab PM: David Fuller / Phone: 770-344-8986	Carrier Tracking No(s):	COC No:
Client Contact: Joju Abraham	Phone: 404-242-7557	E-Mail: David.Fuller@ET.EurofinsUS.com	State of Origin: GA	Page: Page 1 of 1
Company: Southern Company	PWSID:			Job #:
Address: 241 Ralph McGill Blvd SE B10185	Due Date Requested:			
City: Atlanta	TAT Requested (days): Standard			
State, Zip: GA, 30308	Compliance Project: ☒ Yes △ No			
Phone:	Lab Project #: 70504534 (DO NOT REMOVE)			
Email: JAbraham@southernco.com	Lab PO #: GPC82130-0003 / PO Line #1			
Project Name: CCR - Plant Scherer Ash Pond Assessment	Project #:			
Site:	SSOW#:			

Analysis Requested

Preservation Codes: D - HNO3; N - None

Other:

Task_Code: SCH-CCR-ASSMT-2026S1

Special Instructions/Notes:

Sample Identification	Sample Date	Sample Time	Sample Type (C=comp, G=grab)	Matrix (W=water, S=solid, O=waste/oil, BT=Tissue, A=Air)	Field Filtered Sample (Yes or No)	Perform MS/MSD (Yes or No)	300_ORGFM_28D - Chloride, Fluoride, Sulfate	2540C_Calcd - Total Dissolved Solids (TDS)	6010D- App III Metals + Lithium	6020B - App IV Metals + Mg, Na, K, Fe	7470A - App IV Mercury	9315_Ra226 - Radium-226 (GFPC) - 21 day decay	9320_Ra228 - Radium-228 (GFPC) - 21 day decay	Ra226Ra228_GFPC - Combined Radium 226 and 228	2320B - Total Alkalinity					Total Number of containers
			Preservation Code:				N	N	D	D	D	D	D	D	N					
SCH-PZ-41S	2/18/26	10:41	G	WG			X	X	X	X	X	X	X	X	X					5
SCH-PZ-17I	2/18/26	11:25	G	WG			X	X	X	X	X	X	X	X	X					5
SCH-PZ-40I	2/18/26	12:51	G	WG			X	X	X	X	X	X	X	X	X					5
SCH-AP1-FD-3	2/18/26	-	G	WG			X	X	X	X	X	X	X	X	X					5

705-58142 COC

Possible Hazard Identification
☒ Non-Hazard ☐ Flammable ☐ Skin Irritant ☐ Poison B ☐ Unknown ☐ Radiological

Sample Disposal (A fee may be assessed if samples are retained longer than 1 month)
☐ Return To Client ☒ Disposal By Lab ☐ Archive For _____ Months

Deliverable Requested: I, II, III, IV, Other (specify)

Special Instructions/QC Requirements:

Empty Kit Relinquished by:	Date:	Time:	Method of Shipment:

Relinquished by:	Date/Time:	Company	Received by:	Date/Time:	Company
[signature]	2/19/26 920	WSP	[signature] 920	2/19/26 8:20	
[signature] 920	2/19 920		[signature]	2-19-26	0953

Custody Seals Intact: △ Yes △ No	Custody Seal No.:	Cooler Temperature(s) °C and Other Remarks: C1 2.1 3.0 ~~2.4~~ 2.6 2665

Ver: 03/11/2022

3/18/2026

Eurofins Atlanta
3080 Presidential Dr
Atlanta, GA 30340
Phone: 770-457-8177 Fax: 770-457-8188

Chain of Custody Record

eurofins | Environment Testing

Client Information (Sub Contract Lab)	Sampler: N/A	Lab PM: Fuller, David	Carrier Tracking No(s): N/A	COC No: 705-104106.1
Client Contact: Shipping/Receiving	Phone: N/A	E-Mail: David.Fuller@et.eurofinsus.com	State of Origin: Georgia	Page: Page 1 of 1
Company: TestAmerica Laboratories, Inc.		Accreditations Required (See note): NELAP - Florida; State - Georgia		Job #: 705-58142-2
Address: 13715 Rider Trail North, ,	Due Date Requested: 3/17/2026			Preservation Codes: -
City: Earth City	TAT Requested (days): N/A			
State, Zip: MO, 63045				
Phone: 314-298-8566(Tel) 314-298-8757(Fax)	PO #: N/A			
Email: N/A	WO #: N/A			
Project Name: CCR - Plant Scherer Ash Pond	Project #: 70504534			
Site: N/A	SSOW#: N/A			Other: N/A

Analysis Requested

Sample Identification - Client ID (Lab ID)	Sample Date	Sample Time	Sample Type (C=comp, G=grab)	Matrix (W=water, S=solid, O=waste/oil, BT=Tissue, A=Air)	Field Filtered Sample (Yes or No)	Perform MS/MSD (Yes or No)	9315_Ra226/PrecSep_21Radium-226 (GFPC) - 21 day decay	9320_Ra228/PrecSep_0Radium-228 (GFPC) 21 day decay	Ra226Ra228_GFPCCombined Radium-226 and Radium-228	Total Number of containers	Special Instructions/Note:
			Preservation Code:								
SCH-PZ-41S (705-58142-1)	2/18/26	10:41 Eastern	G	Water			X	X	X	2	
SCH-PZ-17I (705-58142-2)	2/18/26	11:25 Eastern	G	Water			X	X	X	2	
SCH-PZ-40I (705-58142-3)	2/18/26	12:51 Eastern	G	Water			X	X	X	2	
SCH-AP1-FD-3 (705-58142-4)	2/18/26	Eastern	G	Water			X	X	X	2	

Note: Since laboratory accreditations are subject to change, Eurofins Environment Testing Southeast, LLC places the ownership of method, analyte & accreditation compliance upon our subcontract laboratories. This sample shipment is forwarded under chain-of-custody. If the laboratory does not currently maintain accreditation in the State of Origin listed above for analysis/tests/matrix being analyzed, the samples must be shipped back to the Eurofins Environment Testing Southeast, LLC laboratory or other instructions will be provided. Any changes to accreditation status should be brought to Eurofins Environment Testing Southeast, LLC attention immediately. If all requested accreditations are current to date, return the signed Chain of Custody attesting to said compliance to Eurofins Environment Testing Southeast, LLC.

Possible Hazard Identification *Unconfirmed*	*Sample Disposal (A fee may be assessed if samples are retained longer than 1 month)* ☐ *Return To Client* ☐ *Disposal By Lab* ☐ *Archive For* _____ *Months*
Deliverable Requested: I, II, III, IV, Other (specify) Primary Deliverable Rank: 2	Special Instructions/QC Requirements:

Empty Kit Relinquished by:	Date:	Time:	Method of Shipment:		
Relinquished by:	Date/Time: 2/18/26 12:00	Company	Received by: Sierra Worthington	Date/Time: 2/20/26 0840	Company ETAS
Relinquished by:	Date/Time:	Company	Received by:	Date/Time:	Company
Relinquished by:	Date/Time:	Company	Received by:	Date/Time:	Company
Custody Seals Intact: Δ Yes Δ No	Custody Seal No.:		Cooler Temperature(s) °C and Other Remarks:		

Ver: 10/10/2024

Login Sample Receipt Checklist

Client: Southern Company

Job Number: 705-58142-2

Login Number: 58142
List Number: 1
Creator: Jeremiah, Mortley

List Source: Eurofins Atlanta

Question	Answer	Comment
The cooler's custody seal, if present, is intact.	True	
The cooler does not appear to have been compromised or tampered with.	True	
Samples were received on ice.	True	
Cooler Temperature is acceptable.	True	
Cooler Temperature is recorded.	True	
COC present.	True	
COC is filled out in ink and legible.	True	
COC is filled out with all pertinent information.	True	
Sample custody seals, if present, are intact.	True	
Sample collection date/times are provided.	True	
The samples do not appear to have been compromised or tampered with.	True	
Containers are not broken or leaking.	True	
There are no discrepancies between the containers received and the COC.	True	
Sample containers have legible labels.	True	
Appropriate sample containers were rec'd and sufficient volume for all analyses.	True	
Samples are received within Holding Time (excluding tests with immediate HTs).	True	
Containers requiring zero headspace have no headspace or bubble is <6mm (1/4").	True	
Is there sufficient air space in bottle for bacteriological analysis.	True	

This receipt checklist is generated for all samples received in this Login. It may not be applicable to all Jobs associated with this Login.

Login Sample Receipt Checklist

Client: Southern Company

Job Number: 705-58142-2

Login Number: 58142
List Number: 2
Creator: Worthington, Sierra M

List Source: Eurofins St. Louis
List Creation: 02/20/26 12:14 PM

Question	Answer	Comment
Radioactivity wasn't checked or is </= background as measured by a survey meter.	True	
The cooler's custody seal, if present, is intact.	True	
Sample custody seals, if present, are intact.	True	
The cooler or samples do not appear to have been compromised or tampered with.	True	
Samples were received on ice.	N/A	
Cooler Temperature is acceptable.	True	
Cooler Temperature is recorded.	True	
COC is present.	True	
COC is filled out in ink and legible.	True	
COC is filled out with all pertinent information.	True	
Is the Field Sampler's name present on COC?	N/A	
There are no discrepancies between the containers received and the COC.	True	
Samples are received within Holding Time (excluding tests with immediate HTs)	True	
Sample containers have legible labels.	True	
Containers are not broken or leaking.	True	
Sample collection date/times are provided.	True	
Appropriate sample containers are used.	True	
Sample bottles are completely filled.	True	
Sample Preservation Verified.	True	
There is sufficient vol. for all requested analyses, incl. any requested MS/MSDs	True	
Containers requiring zero headspace have no headspace or bubble is <6mm (1/4").	N/A	
Multiphasic samples are not present.	True	
Samples do not require splitting or compositing.	True	
Residual Chlorine Checked.	N/A	

This receipt checklist is generated for all samples received in this Login. It may not be applicable to all Jobs associated with this Login.

Definitions/Glossary

Client: Southern Company
Job ID: 705-58142-2
Project/Site: CCR - Plant Scherer Ash Pond Assessment

Qualifiers

Rad

Qualifier	Qualifier Description
U	Result is less than the sample detection limit.

Glossary

Abbreviation	These commonly used abbreviations may or may not be present in this report.
☼	Listed under the "D" column to designate that the result is reported on a dry weight basis
%R	Percent Recovery
CFL	Contains Free Liquid
CFU	Colony Forming Unit
CNF	Contains No Free Liquid
DER	Duplicate Error Ratio (normalized absolute difference)
Dil Fac	Dilution Factor
DL	Detection Limit (DoD/DOE)
DL, RA, RE, IN	Indicates a Dilution, Re-analysis, Re-extraction, or additional Initial metals/anion analysis of the sample
DLC	Decision Level Concentration (Radiochemistry)
EDL	Estimated Detection Limit (Dioxin)
LOD	Limit of Detection (DoD/DOE)
LOQ	Limit of Quantitation (DoD/DOE)
MCL	EPA recommended "Maximum Contaminant Level"
MDA	Minimum Detectable Activity (Radiochemistry)
MDC	Minimum Detectable Concentration (Radiochemistry)
MDL	Method Detection Limit
ML	Minimum Level (Dioxin)
MPN	Most Probable Number
MQL	Method Quantitation Limit
NC	Not Calculated
ND	Not Detected at the reporting limit (or MDL or EDL if shown)
NEG	Negative / Absent
POS	Positive / Present
PQL	Practical Quantitation Limit
PRES	Presumptive
QC	Quality Control
RER	Relative Error Ratio (Radiochemistry)
RL	Reporting Limit or Requested Limit (Radiochemistry)
RPD	Relative Percent Difference, a measure of the relative difference between two points
TEF	Toxicity Equivalent Factor (Dioxin)
TEQ	Toxicity Equivalent Quotient (Dioxin)
TNTC	Too Numerous To Count

Job Narrative
705-58142-2

The analytical test results presented in this report meet all requirements of the associated regulatory program listed on the Accreditation/Certification Summary Page, unless otherwise noted. Data qualifiers and/or narrative comments are included to explain any exceptions, if applicable. Regulated compliance samples (e.g. SDWA, NPDES) must comply with associated agency requirements/permits.

- Matrix-specific batch QC (e.g., MS, MSD, SD) may not be reported when insufficient sample volume is available or when site-specific QC samples are not submitted. In such cases, a Laboratory Control Sample Duplicate (LCSD) may be analyzed to provide precision data for the batch.
- For samples analyzed using surrogate and/or isotope dilution analytes, any recoveries falling outside of established acceptance criteria are re-prepared and/or re-analyzed to confirm results, unless the deviation is due to sample dilution or otherwise explained in the case narrative.

Receipt
The samples were received on 2/19/2026 9:53 AM. Unless otherwise noted below, the samples arrived in good condition, and, where required, properly preserved and on ice. The temperatures of the 2 coolers at receipt time were 2.1°C and 3.0°C.

Gas Flow Proportional Counter
Method 9320: Radium-228 batch 758530
The LCS recovered at (127%). The limits in our LIMS system at 75-125 reflect the requirements of a regulatory agency that represents a large amount of our work. However the samples associated with this LCS are not from this agency and are therefore held to our in-house statistical limits of (72% - 154%) per method requirements. The LCS passes, no further action is required (LCS 160-758530/2-A)

No additional analytical or quality issues were noted, other than those described above or in the Definitions/ Glossary page.

Rad
No additional analytical or quality issues were noted, other than those described above or in the Definitions/ Glossary page.

Client Sample Results

Client: Southern Company
Project/Site: CCR - Plant Scherer Ash Pond Assessment

Job ID: 705-58142-2

Client Sample ID: SCH-PZ-41S

Lab Sample ID: 705-58142-1
Date Collected: 02/18/26 10:41
Matrix: Water
Date Received: 02/19/26 09:53

Method: SW846 9315 - Radium-226 (GFPC)

Analyte	Result	Qualifier	Count Uncert. (2σ+/-)	Total Uncert. (2σ+/-)	RL	MDC	Unit	Prepared	Analyzed	Dil Fac
Radium-226	0.0461	U	0.0591	0.0592	1.00	0.0979	pCi/L	02/24/26 07:10	03/18/26 09:56	1

Carrier	*%Yield*	*Qualifier*	*Limits*	*Prepared*	*Analyzed*	*Dil Fac*
Ba Carrier	*86.3*		*30 - 110*	*02/24/26 07:10*	*03/18/26 09:56*	*1*

Method: SW846 9320 - Radium-228 (GFPC)

Analyte	Result	Qualifier	Count Uncert. (2σ+/-)	Total Uncert. (2σ+/-)	RL	MDC	Unit	Prepared	Analyzed	Dil Fac
Radium-228	0.361	U	0.369	0.371	1.00	0.597	pCi/L	02/24/26 07:13	03/10/26 11:48	1

Carrier	*%Yield*	*Qualifier*	*Limits*	*Prepared*	*Analyzed*	*Dil Fac*
Ba Carrier	*86.3*		*30 - 110*	*02/24/26 07:13*	*03/10/26 11:48*	*1*
Y Carrier	*81.1*		*30 - 110*	*02/24/26 07:13*	*03/10/26 11:48*	*1*

Method: TAL-STL Ra226_Ra228 - Combined Radium-226 and Radium-228

Analyte	Result	Qualifier	Count Uncert. (2σ+/-)	Total Uncert. (2σ+/-)	RL	MDC	Unit	Prepared	Analyzed	Dil Fac
Combined Radium 226 + 228	0.407	U	0.374	0.376	5.00	0.597	pCi/L		03/18/26 15:23	1

Client Sample ID: SCH-PZ-17I

Lab Sample ID: 705-58142-2
Date Collected: 02/18/26 11:25
Matrix: Water
Date Received: 02/19/26 09:53

Method: SW846 9315 - Radium-226 (GFPC)

Analyte	Result	Qualifier	Count Uncert. (2σ+/-)	Total Uncert. (2σ+/-)	RL	MDC	Unit	Prepared	Analyzed	Dil Fac
Radium-226	0.00982	U	0.0814	0.0814	1.00	0.157	pCi/L	02/24/26 06:47	03/18/26 07:43	1

Carrier	*%Yield*	*Qualifier*	*Limits*	*Prepared*	*Analyzed*	*Dil Fac*
Ba Carrier	*76.9*		*30 - 110*	*02/24/26 06:47*	*03/18/26 07:43*	*1*

Method: SW846 9320 - Radium-228 (GFPC)

Analyte	Result	Qualifier	Count Uncert. (2σ+/-)	Total Uncert. (2σ+/-)	RL	MDC	Unit	Prepared	Analyzed	Dil Fac
Radium-228	0.0607	U	0.340	0.340	1.00	0.623	pCi/L	02/24/26 06:51	03/11/26 11:55	1

Carrier	*%Yield*	*Qualifier*	*Limits*	*Prepared*	*Analyzed*	*Dil Fac*
Ba Carrier	*76.9*		*30 - 110*	*02/24/26 06:51*	*03/11/26 11:55*	*1*
Y Carrier	*79.6*		*30 - 110*	*02/24/26 06:51*	*03/11/26 11:55*	*1*

Client Sample Results

Client: Southern Company
Project/Site: CCR - Plant Scherer Ash Pond Assessment

Job ID: 705-58142-2

Client Sample ID: SCH-PZ-17I

Lab Sample ID: 705-58142-2
Date Collected: 02/18/26 11:25
Matrix: Water
Date Received: 02/19/26 09:53

Method: TAL-STL Ra226_Ra228 - Combined Radium-226 and Radium-228

Analyte	Result	Qualifier	Count Uncert. (2σ+/-)	Total Uncert. (2σ+/-)	RL	MDC	Unit	Prepared	Analyzed	Dil Fac
Combined Radium 226 + 228	0.0705	U	0.350	0.350	5.00	0.623	pCi/L		03/18/26 15:16	1

Client Sample ID: SCH-PZ-40I

Lab Sample ID: 705-58142-3
Date Collected: 02/18/26 12:51
Matrix: Water
Date Received: 02/19/26 09:53

Method: SW846 9315 - Radium-226 (GFPC)

Analyte	Result	Qualifier	Count Uncert. (2σ+/-)	Total Uncert. (2σ+/-)	RL	MDC	Unit	Prepared	Analyzed	Dil Fac
Radium-226	0.111	U	0.0831	0.0837	1.00	0.117	pCi/L	02/24/26 06:47	03/18/26 07:43	1

Carrier	*%Yield*	*Qualifier*	*Limits*	*Prepared*	*Analyzed*	*Dil Fac*
Ba Carrier	*80.1*		*30 - 110*	*02/24/26 06:47*	*03/18/26 07:43*	*1*

Method: SW846 9320 - Radium-228 (GFPC)

Analyte	Result	Qualifier	Count Uncert. (2σ+/-)	Total Uncert. (2σ+/-)	RL	MDC	Unit	Prepared	Analyzed	Dil Fac
Radium-228	0.278	U	0.370	0.371	1.00	0.619	pCi/L	02/24/26 06:51	03/11/26 11:55	1

Carrier	*%Yield*	*Qualifier*	*Limits*	*Prepared*	*Analyzed*	*Dil Fac*
Ba Carrier	*80.1*		*30 - 110*	*02/24/26 06:51*	*03/11/26 11:55*	*1*
Y Carrier	*78.9*		*30 - 110*	*02/24/26 06:51*	*03/11/26 11:55*	*1*

Method: TAL-STL Ra226_Ra228 - Combined Radium-226 and Radium-228

Analyte	Result	Qualifier	Count Uncert. (2σ+/-)	Total Uncert. (2σ+/-)	RL	MDC	Unit	Prepared	Analyzed	Dil Fac
Combined Radium 226 + 228	0.389	U	0.379	0.380	5.00	0.619	pCi/L		03/18/26 15:16	1

Client Sample ID: SCH-AP1-FD-3

Lab Sample ID: 705-58142-4
Date Collected: 02/18/26 00:00
Matrix: Water
Date Received: 02/19/26 09:53

Method: SW846 9315 - Radium-226 (GFPC)

Analyte	Result	Qualifier	Count Uncert. (2σ+/-)	Total Uncert. (2σ+/-)	RL	MDC	Unit	Prepared	Analyzed	Dil Fac
Radium-226	0.0357	U	0.0666	0.0667	1.00	0.119	pCi/L	02/24/26 06:47	03/18/26 07:43	1

Carrier	*%Yield*	*Qualifier*	*Limits*	*Prepared*	*Analyzed*	*Dil Fac*
Ba Carrier	*75.8*		*30 - 110*	*02/24/26 06:47*	*03/18/26 07:43*	*1*

Client Sample Results

Client: Southern Company
Project/Site: CCR - Plant Scherer Ash Pond Assessment

Job ID: 705-58142-2

Client Sample ID: SCH-AP1-FD-3

Lab Sample ID: 705-58142-4

Date Collected: 02/18/26 00:00
Matrix: Water
Date Received: 02/19/26 09:53

Method: SW846 9320 - Radium-228 (GFPC)

Analyte	Result	Qualifier	Count Uncert. (2σ+/-)	Total Uncert. (2σ+/-)	RL	MDC	Unit	Prepared	Analyzed	Dil Fac
Radium-228	0.0259	U	0.326	0.326	1.00	0.607	pCi/L	02/24/26 06:51	03/11/26 11:59	1

Carrier	*%Yield*	*Qualifier*	*Limits*	*Prepared*	*Analyzed*	*Dil Fac*
Ba Carrier	*75.8*		*30 - 110*	*02/24/26 06:51*	*03/11/26 11:59*	*1*
Y Carrier	*83.0*		*30 - 110*	*02/24/26 06:51*	*03/11/26 11:59*	*1*

Method: TAL-STL Ra226_Ra228 - Combined Radium-226 and Radium-228

Analyte	Result	Qualifier	Count Uncert. (2σ+/-)	Total Uncert. (2σ+/-)	RL	MDC	Unit	Prepared	Analyzed	Dil Fac
Combined Radium 226 + 228	0.0616	U	0.333	0.333	5.00	0.607	pCi/L		03/18/26 15:16	1

Tracer/Carrier Summary

Client: Southern Company
Job ID: 705-58142-2
Project/Site: CCR - Plant Scherer Ash Pond Assessment

Method: 9315 - Radium-226 (GFPC)

Matrix: Water **Prep Type: Total/NA**

		Percent Yield (Acceptance Limits)						
		Ba						
Lab Sample ID	Client Sample ID	(30-110)						
705-57432-F-9-A DU	Duplicate	81.5						
705-58142-1	SCH-PZ-41S	86.3						
705-58142-2	SCH-PZ-17I	76.9						
705-58142-3	SCH-PZ-40I	80.1						
705-58142-4	SCH-AP1-FD-3	75.8						
705-58142-4 DU	SCH-AP1-FD-3	72.6						
LCS 160-758529/2-A	Lab Control Sample	74.4						
LCS 160-758536/2-A	Lab Control Sample	81.2						
MB 160-758529/1-A	Method Blank	82.6						
MB 160-758536/1-A	Method Blank	88.9						

Tracer/Carrier Legend

Ba = Ba Carrier

Method: 9320 - Radium-228 (GFPC)

Matrix: Water **Prep Type: Total/NA**

		Percent Yield (Acceptance Limits)						
		Ba	Y					
Lab Sample ID	Client Sample ID	(30-110)	(30-110)					
705-57432-F-9-B DU	Duplicate	81.5	84.5					
705-58142-1	SCH-PZ-41S	86.3	81.1					
705-58142-2	SCH-PZ-17I	76.9	79.6					
705-58142-3	SCH-PZ-40I	80.1	78.9					
705-58142-4	SCH-AP1-FD-3	75.8	83.0					
705-58142-4 DU	SCH-AP1-FD-3	72.6	89.0					
LCS 160-758530/2-A	Lab Control Sample	74.4	77.8					
LCS 160-758538/2-A	Lab Control Sample	81.2	80.4					
MB 160-758530/1-A	Method Blank	82.6	81.5					
MB 160-758538/1-A	Method Blank	88.9	84.9					

Tracer/Carrier Legend

Ba = Ba Carrier

Y = Y Carrier

Method Summary

Client: Southern Company
Project/Site: CCR - Plant Scherer Ash Pond Assessment

Job ID: 705-58142-2

Method	Method Description	Protocol	Laboratory
9315	Radium-226 (GFPC)	SW846	EET SL
9320	Radium-228 (GFPC)	SW846	EET SL
Ra226_Ra228	Combined Radium-226 and Radium-228	TAL-STL	EET SL
PrecSep_0	Preparation, Precipitate Separation	None	EET SL
PrecSep-21	Preparation, Precipitate Separation (21-Day In-Growth)	None	EET SL

Protocol References:

None = None

SW846 = "Test Methods For Evaluating Solid Waste, Physical/Chemical Methods", Third Edition, November 1986 And Its Updates.

TAL-STL = TestAmerica Laboratories, St. Louis, Facility Standard Operating Procedure.

Laboratory References:

EET SL = Eurofins St. Louis, 13715 Rider Trail North, Earth City, MO 63045, TEL (314)298-8566

Lab Chronicle

Client: Southern Company
Project/Site: CCR - Plant Scherer Ash Pond Assessment

Job ID: 705-58142-2

Client Sample ID: SCH-PZ-41S

Lab Sample ID: 705-58142-1
Date Collected: 02/18/26 10:41
Matrix: Water
Date Received: 02/19/26 09:53

Prep Type	Batch Type	Batch Method	Run	Dilution Factor	Batch Number	Analyst	Lab	Prepared or Analyzed
Total/NA	Prep	PrecSep-21			758536	AMS	EET SL	02/24/26 07:10
Total/NA	Analysis	9315		1	761949	SWS	EET SL	03/18/26 09:56
Total/NA	Prep	PrecSep_0			758538	AMS	EET SL	02/24/26 07:13
Total/NA	Analysis	9320		1	760720	SWS	EET SL	03/10/26 11:48
Total/NA	Analysis	Ra226_Ra228		1	761994	FLC	EET SL	03/18/26 15:23

Client Sample ID: SCH-PZ-17I

Lab Sample ID: 705-58142-2
Date Collected: 02/18/26 11:25
Matrix: Water
Date Received: 02/19/26 09:53

Prep Type	Batch Type	Batch Method	Run	Dilution Factor	Batch Number	Analyst	Lab	Prepared or Analyzed
Total/NA	Prep	PrecSep-21			758529	AMS	EET SL	02/24/26 06:47
Total/NA	Analysis	9315		1	761949	SWS	EET SL	03/18/26 07:43
Total/NA	Prep	PrecSep_0			758530	AMS	EET SL	02/24/26 06:51
Total/NA	Analysis	9320		1	760961	SWS	EET SL	03/11/26 11:55
Total/NA	Analysis	Ra226_Ra228		1	761993	FLC	EET SL	03/18/26 15:16

Client Sample ID: SCH-PZ-40I

Lab Sample ID: 705-58142-3
Date Collected: 02/18/26 12:51
Matrix: Water
Date Received: 02/19/26 09:53

Prep Type	Batch Type	Batch Method	Run	Dilution Factor	Batch Number	Analyst	Lab	Prepared or Analyzed
Total/NA	Prep	PrecSep-21			758529	AMS	EET SL	02/24/26 06:47
Total/NA	Analysis	9315		1	761949	SWS	EET SL	03/18/26 07:43
Total/NA	Prep	PrecSep_0			758530	AMS	EET SL	02/24/26 06:51
Total/NA	Analysis	9320		1	760961	SWS	EET SL	03/11/26 11:55
Total/NA	Analysis	Ra226_Ra228		1	761993	FLC	EET SL	03/18/26 15:16

Client Sample ID: SCH-AP1-FD-3

Lab Sample ID: 705-58142-4
Date Collected: 02/18/26 00:00
Matrix: Water
Date Received: 02/19/26 09:53

Prep Type	Batch Type	Batch Method	Run	Dilution Factor	Batch Number	Analyst	Lab	Prepared or Analyzed
Total/NA	Prep	PrecSep-21			758529	AMS	EET SL	02/24/26 06:47
Total/NA	Analysis	9315		1	761949	SWS	EET SL	03/18/26 07:43
Total/NA	Prep	PrecSep_0			758530	AMS	EET SL	02/24/26 06:51
Total/NA	Analysis	9320		1	760961	SWS	EET SL	03/11/26 11:59
Total/NA	Analysis	Ra226_Ra228		1	761993	FLC	EET SL	03/18/26 15:16

Laboratory References:

EET SL = Eurofins St. Louis, 13715 Rider Trail North, Earth City, MO 63045, TEL (314)298-8566

QC Sample Results

Client: Southern Company
Project/Site: CCR - Plant Scherer Ash Pond Assessment

Job ID: 705-58142-2

Method: 9315 - Radium-226 (GFPC)

Lab Sample ID: MB 160-758529/1-A
Matrix: Water
Analysis Batch: 761949

Client Sample ID: Method Blank
Prep Type: Total/NA
Prep Batch: 758529

Analyte	MB Result	MB Qualifier	Count Uncert. (2σ+/-)	Total Uncert. (2σ+/-)	RL	MDC	Unit	Prepared	Analyzed	Dil Fac
Radium-226	-0.03358	U	0.0552	0.0553	1.00	0.133	pCi/L	02/24/26 06:47	03/18/26 07:43	1

Carrier	*MB %Yield*	*MB Qualifier*	*Limits*	*Prepared*	*Analyzed*	*Dil Fac*
Ba Carrier	*82.6*		*30 - 110*	*02/24/26 06:47*	*03/18/26 07:43*	*1*

Lab Sample ID: LCS 160-758529/2-A
Matrix: Water
Analysis Batch: 761949

Client Sample ID: Lab Control Sample
Prep Type: Total/NA
Prep Batch: 758529

Analyte			Spike Added	LCS Result	LCS Qual	Total Uncert. (2σ+/-)	RL	MDC	Unit	%Rec	%Rec Limits		
Radium-226			9.57	7.501		0.864	1.00	0.179	pCi/L	78	75 - 125		

Carrier	*LCS %Yield*	*LCS Qualifier*	*Limits*
Ba Carrier	*74.4*		*30 - 110*

Lab Sample ID: 705-58142-4 DU
Matrix: Water
Analysis Batch: 761949

Client Sample ID: SCH-AP1-FD-3
Prep Type: Total/NA
Prep Batch: 758529

Analyte	Sample Result	Sample Qual		DU Result	DU Qual	Total Uncert. (2σ+/-)	RL	MDC	Unit			RER	RER Limit
Radium-226	0.0357	U		-0.01856	U	0.0484	1.00	0.118	pCi/L			0.47	1

Carrier	*DU %Yield*	*DU Qualifier*	*Limits*
Ba Carrier	*72.6*		*30 - 110*

Lab Sample ID: MB 160-758536/1-A
Matrix: Water
Analysis Batch: 761973

Client Sample ID: Method Blank
Prep Type: Total/NA
Prep Batch: 758536

Analyte	MB Result	MB Qualifier	Count Uncert. (2σ+/-)	Total Uncert. (2σ+/-)	RL	MDC	Unit	Prepared	Analyzed	Dil Fac
Radium-226	-0.01011	U	0.0591	0.0591	1.00	0.125	pCi/L	02/24/26 07:10	03/18/26 07:57	1

Carrier	*MB %Yield*	*MB Qualifier*	*Limits*	*Prepared*	*Analyzed*	*Dil Fac*
Ba Carrier	*88.9*		*30 - 110*	*02/24/26 07:10*	*03/18/26 07:57*	*1*

Lab Sample ID: LCS 160-758536/2-A
Matrix: Water
Analysis Batch: 761973

Client Sample ID: Lab Control Sample
Prep Type: Total/NA
Prep Batch: 758536

Analyte			Spike Added	LCS Result	LCS Qual	Total Uncert. (2σ+/-)	RL	MDC	Unit	%Rec	%Rec Limits		
Radium-226			9.57	10.50		1.12	1.00	0.164	pCi/L	110	75 - 125		

Method: 9315 - Radium-226 (GFPC) (Continued)

Lab Sample ID: LCS 160-758536/2-A — **Client Sample ID: Lab Control Sample**
Matrix: Water — **Prep Type: Total/NA**
Analysis Batch: 761973 — **Prep Batch: 758536**

Carrier	LCS %Yield	LCS Qualifier	Limits
Ba Carrier	81.2		30 - 110

Lab Sample ID: 705-57432-F-9-A DU — **Client Sample ID: Duplicate**
Matrix: Water — **Prep Type: Total/NA**
Analysis Batch: 761973 — **Prep Batch: 758536**

Analyte	Sample Result	Sample Qual		DU Result	DU Qual	Total Uncert. (2σ+/-)	RL	MDC	Unit			RER	RER Limit
Radium-226	0.0633	U		0.04600	U	0.0776	1.00	0.135	pCi/L			0.11	1

Carrier	DU %Yield	DU Qualifier	Limits
Ba Carrier	81.5		30 - 110

Method: 9320 - Radium-228 (GFPC)

Lab Sample ID: MB 160-758530/1-A — **Client Sample ID: Method Blank**
Matrix: Water — **Prep Type: Total/NA**
Analysis Batch: 760961 — **Prep Batch: 758530**

Analyte	MB Result	MB Qualifier	Count Uncert. (2σ+/-)	Total Uncert. (2σ+/-)	RL	MDC	Unit	Prepared	Analyzed	Dil Fac
Radium-228	0.09111	U	0.354	0.354	1.00	0.634	pCi/L	02/24/26 06:51	03/11/26 11:55	1

Carrier	MB %Yield	MB Qualifier	Limits	Prepared	Analyzed	Dil Fac
Ba Carrier	82.6		30 - 110	02/24/26 06:51	03/11/26 11:55	1
Y Carrier	81.5		30 - 110	02/24/26 06:51	03/11/26 11:55	1

Lab Sample ID: LCS 160-758530/2-A — **Client Sample ID: Lab Control Sample**
Matrix: Water — **Prep Type: Total/NA**
Analysis Batch: 760961 — **Prep Batch: 758530**

Analyte			Spike Added	LCS Result	LCS Qual	Total Uncert. (2σ+/-)	RL	MDC	Unit	%Rec	%Rec Limits		
Radium-228			9.35	11.90		1.65	1.00	0.805	pCi/L	127	75 - 125		

Carrier	LCS %Yield	LCS Qualifier	Limits
Ba Carrier	74.4		30 - 110
Y Carrier	77.8		30 - 110

Lab Sample ID: 705-58142-4 DU — **Client Sample ID: SCH-AP1-FD-3**
Matrix: Water — **Prep Type: Total/NA**
Analysis Batch: 760961 — **Prep Batch: 758530**

Analyte	Sample Result	Sample Qual		DU Result	DU Qual	Total Uncert. (2σ+/-)	RL	MDC	Unit			RER	RER Limit
Radium-228	0.0259	U		0.3608	U	0.349	1.00	0.553	pCi/L			0.50	1

Method: 9320 - Radium-228 (GFPC) (Continued)

Lab Sample ID: 705-58142-4 DU
Matrix: Water
Analysis Batch: 760961

Client Sample ID: SCH-AP1-FD-3
Prep Type: Total/NA
Prep Batch: 758530

Carrier	DU %Yield	DU Qualifier	Limits
Ba Carrier	72.6		30 - 110
Y Carrier	89.0		30 - 110

Lab Sample ID: MB 160-758538/1-A
Matrix: Water
Analysis Batch: 760744

Client Sample ID: Method Blank
Prep Type: Total/NA
Prep Batch: 758538

Analyte	MB Result	MB Qualifier	Count Uncert. (2σ+/-)	Total Uncert. (2σ+/-)	RL	MDC	Unit	Prepared	Analyzed	Dil Fac
Radium-228	0.5992	U	0.423	0.427	1.00	0.649	pCi/L	02/24/26 07:13	03/10/26 11:35	1

Carrier	MB %Yield	MB Qualifier	Limits	Prepared	Analyzed	Dil Fac
Ba Carrier	88.9		30 - 110	02/24/26 07:13	03/10/26 11:35	1
Y Carrier	84.9		30 - 110	02/24/26 07:13	03/10/26 11:35	1

Lab Sample ID: LCS 160-758538/2-A
Matrix: Water
Analysis Batch: 760744

Client Sample ID: Lab Control Sample
Prep Type: Total/NA
Prep Batch: 758538

Analyte			Spike Added	LCS Result	LCS Qual	Total Uncert. (2σ+/-)	RL	MDC	Unit	%Rec	%Rec Limits		
Radium-228			9.35	11.26		1.55	1.00	0.723	pCi/L	120	75 - 125		

Carrier	LCS %Yield	LCS Qualifier	Limits
Ba Carrier	81.2		30 - 110
Y Carrier	80.4		30 - 110

Lab Sample ID: 705-57432-F-9-B DU
Matrix: Water
Analysis Batch: 760744

Client Sample ID: Duplicate
Prep Type: Total/NA
Prep Batch: 758538

Analyte	Sample Result	Sample Qual		DU Result	DU Qual	Total Uncert. (2σ+/-)	RL	MDC	Unit			RER	RER Limit
Radium-228	0.478	U		0.1981	U	0.381	1.00	0.656	pCi/L			0.34	1

Carrier	DU %Yield	DU Qualifier	Limits
Ba Carrier	81.5		30 - 110
Y Carrier	84.5		30 - 110

Accreditation/Certification Summary

Client: Southern Company
Job ID: 705-58142-2
Project/Site: CCR - Plant Scherer Ash Pond Assessment

Laboratory: Eurofins St. Louis

The accreditations/certifications listed below are applicable to this report.

Authority	Program	Identification Number	Expiration Date
Florida	NELAP	E87689	06-30-26

eurofins | Environment Testing

ANALYTICAL REPORT

PREPARED FOR

Attn: Joju Abraham
Southern Company
241 Ralph McGill Blvd SE
B10185
Atlanta, Georgia (St) 30308

Generated 3/27/2026 7:40:54 PM

JOB DESCRIPTION

CCR - Plant Scherer Ash Pond Assessment

JOB NUMBER

705-58424-2

Eurofins Atlanta
3080 Presidential Dr
Atlanta GA 30340

See page two for job notes and contact information.

my EOL

Eurofins Atlanta

Job Notes

The test results in this report relate only to the samples as received by the laboratory and will meet all requirements of the methodology, with any exceptions noted. This report shall not be reproduced except in full, without the express written approval of the laboratory. All questions should be directed to the Eurofins Environment Testing Southeast, LLC Project Manager.

Authorization

Generated
3/27/2026 7:40:54 PM

Authorized for release by
David Fuller, Project Manager
David.Fuller@et.eurofinsus.com
(770)344-8986

Table of Contents

Cover Page 1
Table of Contents 3
Sample Summary 4
Chain of Custody 5
Receipt Checklists 7
Definitions/Glossary 9
Case Narrative 10
Client Sample Results 11
Tracer Carrier Summary 12
Method Summary 13
Lab Chronicle 14
QC Sample Results 15
Certification Summary 17

Sample Summary

Client: Southern Company
Project/Site: CCR - Plant Scherer Ash Pond Assessment

Job ID: 705-58424-2

Lab Sample ID	Client Sample ID	Matrix	Collected	Received	Sample Origin
705-58424-1	SCH-PZ-14S	Water	02/19/26 10:53	02/20/26 15:05	Georgia (St)

3080 Presidential Dr
Atlanta, GA 30340
Phone (770) 457-8177

Chain of Custody Record

eurofins | Environment Testing

Client Information	Sampler: Dana Bloomfield	Lab PM: David Fuller / Phone 770-344-8986	Carrier Tracking No(s):	COC No:
Client Contact: Joju Abraham	Phone: 404-242-7557	E-Mail: David.Fuller@ET.EurofinsUS.com	State of Origin: GA	Page: Page 1 of 1
Company: Southern Company	PWSID			Job #:
Address: 241 Ralph McGill Blvd SE B10185	Due Date Requested			
City: Atlanta	TAT Requested (days): 2 weeks			
State, Zip: GA, 30308	Compliance Project: Δ Yes Δ No			
Phone:	Lab Project #: 70504534 (DO NOT REMOVE)			
Email: JAbraham@southernco com	Lab PO #: GPC82130-0003 / PO Line #1			
Project Name: CCR - Plant Scherer Ash Pond Assessment	Project #:			
Site:	SSOW#:			

Analysis Requested

Preservation Codes: D - HNO3; N - None

705-58424 COC

Other:

Task_Code: SCH-CCR-ASSMT-2026S1

Special Instructions/Notes:

Sample Identification	Sample Date	Sample Time	Sample Type (C=comp, G=grab)	Matrix (W=water S=solid, O=waste/oil, BT=Tissue, A=Air)	Field Filtered Sample (Yes or No)	Perform MS/MSD (Yes or No)	300_ORGFM_28D - Chloride, Fluoride, Sulfate	2540C_Calcd - Total Dissolved Solids (TDS)	6010D - App III Metals (Boron, Calcium) + Lithium	6020B - App IV Metals (Sb, As, Ba, Be, Cd, Cr, Co, Pb, Mo, Se, Tl) + Mg, Na, K, Fe	7470A - App IV Mercury	9315_Ra226 - Radium-226 (GFPC) - 21 day decay	9320_Ra228 - Radium-228 (GFPC) - 21 day decay	Ra226Ra228_GFPC - Combined Radium 226 and 228	2320B - Total Alkalinity					Total Number of containers
			Preservation Code:				N	N	D	D	D	D	D	D	N					
SCH-PZ-14S	2/19/26	10 53	G	WG			X	X	X	X	X	X	X	X	X					5

Possible Hazard Identification
☐ Non-Hazard ☐ Flammable ☐ Skin Irritant ☐ Poison B ☐ Unknown ☐ Radiological

Sample Disposal (A fee may be assessed if samples are retained longer than 1 month)
☐ Return To Client ☒ Disposal By Lab ☐ Archive For _____ Months

Deliverable Requested I, II, III, IV, Other (specify)

Special Instructions/QC Requirements

Empty Kit Relinquished by:	Date	Time	Method of Shipment:

Relinquished by:	Date/Time:	Company	Received by:	Date/Time:	Company
[signature]	2/20/26 1505	WSP	[signature]	2-20-26 1505	
Relinquished by:	Date/Time:	Company	Received by:	Date/Time:	Company
Relinquished by:	Date/Time:	Company	Received by:	Date/Time:	Company

Custody Seals Intact: Δ Yes Δ No | Custody Seal No.:

Cooler Temperature(s) °C and Other Remarks: 2.0°, 0.5°, 0.2°, 0.4°, 0.1° Cl # 2665

3/27/2026

Eurofins Atlanta
3080 Presidential Dr
Atlanta, GA 30340
Phone: 770-457-8177 Fax: 770-457-8188

Chain of Custody Record

eurofins | Environment Testing

Client Information (Sub Contract Lab)	Sampler: N/A	Lab PM: Fuller, David	Carrier Tracking No(s): N/A	COC No: 705-104691.1
Client Contact: Shipping/Receiving	Phone: N/A	E-Mail: David.Fuller@et.eurofinsus.com	State of Origin: Georgia	Page: Page 1 of 1
Company: TestAmerica Laboratories, Inc.		Accreditations Required (See note): NELAP - Florida; State - Georgia		Job #: 705-58424-1
Address: 13715 Rider Trail North, ,	Due Date Requested: 3/5/2026			Preservation Codes: -
City: Earth City	TAT Requested (days): N/A			
State, Zip: MO, 63045				
Phone: 314-298-8566(Tel) 314-298-8757(Fax)	PO #: N/A			
Email: N/A	WO #: N/A			
Project Name: CCR - Plant Scherer Ash Pond	Project #: 70504534			
Site: N/A	SSOW#: N/A			Other: N/A

Analysis Requested

Sample Identification - Client ID (Lab ID)	Sample Date	Sample Time	Sample Type (C=comp, G=grab)	Matrix (W=water, S=solid, O=waste/oil, BT=Tissue, A=Air)	Field Filtered Sample (Yes or No)	Perform MS/MSD (Yes or No)	9315_Ra226/PrecSep_21Radium-226 (GFPC) - 21 day decay	9320_Ra228/PrecSep_0Radium-228 (GFPC) 21 day decay	Ra226Ra228_GFPCCombined Radium-226 and Radium-228	Total Number of containers	Special Instructions/Note:
			Preservation Code:								
SCH-PZ-14S (705-58424-1)	2/19/26	10:53 Eastern	G	Water			X	X	X	2	

Note: Since laboratory accreditations are subject to change, Eurofins Environment Testing Southeast, LLC places the ownership of method, analyte & accreditation compliance upon our subcontract laboratories. This sample shipment is forwarded under chain-of-custody. If the laboratory does not currently maintain accreditation in the State of Origin listed above for analysis/tests/matrix being analyzed, the samples must be shipped back to the Eurofins Environment Testing Southeast, LLC laboratory or other instructions will be provided. Any changes to accreditation status should be brought to Eurofins Environment Testing Southeast, LLC attention immediately. If all requested accreditations are current to date, return the signed Chain of Custody attesting to said compliance to Eurofins Environment Testing Southeast, LLC.

Possible Hazard Identification *Unconfirmed*	***Sample Disposal (A fee may be assessed if samples are retained longer than 1 month)*** ☐ *Return To Client* ☐ *Disposal By Lab* ☐ *Archive For* _____ *Months*
Deliverable Requested: I, II, III, IV, Other (specify) Primary Deliverable Rank: 2	Special Instructions/QC Requirements:

Empty Kit Relinquished by:	Date:	Time:	Method of Shipment:

Relinquished by:	Date/Time:	Company	Received by:	Date/Time:	Company
[signature]	2/23/26 1120		[signature]	0925 FEB 24 2026	
Relinquished by:	Date/Time:	Company	Received by: Cheyenne Forrest	Date/Time:	Company
Relinquished by:	Date/Time:	Company	Received by:	Date/Time:	Company

Custody Seals Intact: Δ Yes Δ No	Custody Seal No.:	Cooler Temperature(s) °C and Other Remarks:

Login Sample Receipt Checklist

Client: Southern Company

Job Number: 705-58424-2

Login Number: 58424
List Number: 1
Creator: Sims, Christion

List Source: Eurofins Atlanta

Question	Answer	Comment
The cooler's custody seal, if present, is intact.	True	
The cooler does not appear to have been compromised or tampered with.	True	
Samples were received on ice.	True	
Cooler Temperature is acceptable.	True	
Cooler Temperature is recorded.	True	
COC present.	True	
COC is filled out in ink and legible.	True	
COC is filled out with all pertinent information.	True	
Sample custody seals, if present, are intact.	True	
Sample collection date/times are provided.	True	
The samples do not appear to have been compromised or tampered with.	True	
Containers are not broken or leaking.	True	
There are no discrepancies between the containers received and the COC.	True	
Sample containers have legible labels.	True	
Appropriate sample containers were rec'd and sufficient volume for all analyses.	True	
Samples are received within Holding Time (excluding tests with immediate HTs).	True	
Containers requiring zero headspace have no headspace or bubble is <6mm (1/4").	True	
Is there sufficient air space in bottle for bacteriological analysis.	True	

This receipt checklist is generated for all samples received in this Login. It may not be applicable to all Jobs associated with this Login.

Login Sample Receipt Checklist

Client: Southern Company

Job Number: 705-58424-2

Login Number: 58424
List Number: 2
Creator: Forrest, Cheyenne L

List Source: Eurofins St. Louis
List Creation: 02/25/26 10:55 AM

Question	Answer	Comment
Radioactivity wasn't checked or is </= background as measured by a survey meter.	True	
The cooler's custody seal, if present, is intact.	True	
Sample custody seals, if present, are intact.	True	
The cooler or samples do not appear to have been compromised or tampered with.	True	
Samples were received on ice.	N/A	
Cooler Temperature is acceptable.	True	
Cooler Temperature is recorded.	True	
COC is present.	True	
COC is filled out in ink and legible.	True	
COC is filled out with all pertinent information.	True	
Is the Field Sampler's name present on COC?	N/A	
There are no discrepancies between the containers received and the COC.	True	
Samples are received within Holding Time (excluding tests with immediate HTs)	True	
Sample containers have legible labels.	True	
Containers are not broken or leaking.	True	
Sample collection date/times are provided.	True	
Appropriate sample containers are used.	True	
Sample bottles are completely filled.	True	
Sample Preservation Verified.	True	
There is sufficient vol. for all requested analyses, incl. any requested MS/MSDs	True	
Containers requiring zero headspace have no headspace or bubble is <6mm (1/4").	N/A	
Multiphasic samples are not present.	True	
Samples do not require splitting or compositing.	True	
Residual Chlorine Checked.	N/A	

This receipt checklist is generated for all samples received in this Login. It may not be applicable to all Jobs associated with this Login.

Definitions/Glossary

Client: Southern Company
Project/Site: CCR - Plant Scherer Ash Pond Assessment

Job ID: 705-58424-2

Qualifiers

Rad

Qualifier	Qualifier Description
U	Result is less than the sample detection limit.

Glossary

Abbreviation	These commonly used abbreviations may or may not be present in this report.
☼	Listed under the "D" column to designate that the result is reported on a dry weight basis
%R	Percent Recovery
CFL	Contains Free Liquid
CFU	Colony Forming Unit
CNF	Contains No Free Liquid
DER	Duplicate Error Ratio (normalized absolute difference)
Dil Fac	Dilution Factor
DL	Detection Limit (DoD/DOE)
DL, RA, RE, IN	Indicates a Dilution, Re-analysis, Re-extraction, or additional Initial metals/anion analysis of the sample
DLC	Decision Level Concentration (Radiochemistry)
EDL	Estimated Detection Limit (Dioxin)
LOD	Limit of Detection (DoD/DOE)
LOQ	Limit of Quantitation (DoD/DOE)
MCL	EPA recommended "Maximum Contaminant Level"
MDA	Minimum Detectable Activity (Radiochemistry)
MDC	Minimum Detectable Concentration (Radiochemistry)
MDL	Method Detection Limit
ML	Minimum Level (Dioxin)
MPN	Most Probable Number
MQL	Method Quantitation Limit
NC	Not Calculated
ND	Not Detected at the reporting limit (or MDL or EDL if shown)
NEG	Negative / Absent
POS	Positive / Present
PQL	Practical Quantitation Limit
PRES	Presumptive
QC	Quality Control
RER	Relative Error Ratio (Radiochemistry)
RL	Reporting Limit or Requested Limit (Radiochemistry)
RPD	Relative Percent Difference, a measure of the relative difference between two points
TEF	Toxicity Equivalent Factor (Dioxin)
TEQ	Toxicity Equivalent Quotient (Dioxin)
TNTC	Too Numerous To Count

Job Narrative
705-58424-2

The analytical test results presented in this report meet all requirements of the associated regulatory program listed on the Accreditation/Certification Summary Page, unless otherwise noted. Data qualifiers and/or narrative comments are included to explain any exceptions, if applicable. Regulated compliance samples (e.g. SDWA, NPDES) must comply with associated agency requirements/permits.

- Matrix-specific batch QC (e.g., MS, MSD, SD) may not be reported when insufficient sample volume is available or when site-specific QC samples are not submitted. In such cases, a Laboratory Control Sample Duplicate (LCSD) may be analyzed to provide precision data for the batch.
- For samples analyzed using surrogate and/or isotope dilution analytes, any recoveries falling outside of established acceptance criteria are re-prepared and/or re-analyzed to confirm results, unless the deviation is due to sample dilution or otherwise explained in the case narrative.

Receipt
The sample was received on 2/20/2026 3:05 PM. Unless otherwise noted below, the sample arrived in good condition, and, where required, properly preserved and on ice. The temperatures of the 5 coolers at receipt time were 0.1°C, 0.2°C, 0.4°C, 0.5°C and 2.0°C.

Gas Flow Proportional Counter
No additional analytical or quality issues were noted, other than those described above or in the Definitions/ Glossary page.

Rad
No additional analytical or quality issues were noted, other than those described above or in the Definitions/ Glossary page.

Client Sample Results

Client: Southern Company
Project/Site: CCR - Plant Scherer Ash Pond Assessment

Job ID: 705-58424-2

Client Sample ID: SCH-PZ-14S

Lab Sample ID: 705-58424-1

Date Collected: 02/19/26 10:53
Matrix: Water
Date Received: 02/20/26 15:05

Method: SW846 9315 - Radium-226 (GFPC)

Analyte	Result	Qualifier	Count Uncert. (2σ+/-)	Total Uncert. (2σ+/-)	RL	MDC	Unit	Prepared	Analyzed	Dil Fac
Radium-226	-0.0688	U	0.0848	0.0851	1.00	0.225	pCi/L	03/02/26 06:25	03/25/26 22:22	1

Carrier	*%Yield*	*Qualifier*	*Limits*	*Prepared*	*Analyzed*	*Dil Fac*
Ba Carrier	*81.1*		*30 - 110*	*03/02/26 06:25*	*03/25/26 22:22*	*1*

Method: SW846 9320 - Radium-228 (GFPC)

Analyte	Result	Qualifier	Count Uncert. (2σ+/-)	Total Uncert. (2σ+/-)	RL	MDC	Unit	Prepared	Analyzed	Dil Fac
Radium-228	0.133	U	0.428	0.428	1.00	0.756	pCi/L	03/02/26 06:28	03/24/26 11:57	1

Carrier	*%Yield*	*Qualifier*	*Limits*	*Prepared*	*Analyzed*	*Dil Fac*
Ba Carrier	*81.1*		*30 - 110*	*03/02/26 06:28*	*03/24/26 11:57*	*1*
Y Carrier	*81.1*		*30 - 110*	*03/02/26 06:28*	*03/24/26 11:57*	*1*

Method: TAL-STL Ra226_Ra228 - Combined Radium-226 and Radium-228

Analyte	Result	Qualifier	Count Uncert. (2σ+/-)	Total Uncert. (2σ+/-)	RL	MDC	Unit	Prepared	Analyzed	Dil Fac
Combined Radium 226 + 228	0.0646	U	0.436	0.436	5.00	0.756	pCi/L		03/26/26 16:10	1

Tracer/Carrier Summary

Client: Southern Company
Job ID: 705-58424-2
Project/Site: CCR - Plant Scherer Ash Pond Assessment

Method: 9315 - Radium-226 (GFPC)

Matrix: Water **Prep Type: Total/NA**

		Percent Yield (Acceptance Limits)							
		Ba							
Lab Sample ID	Client Sample ID	(30-110)							
705-58411-E-8-A DU	Duplicate	81.4							
705-58424-1	SCH-PZ-14S	81.1							
LCS 160-759241/2-A	Lab Control Sample	83.7							
MB 160-759241/1-A	Method Blank	82.0							

Tracer/Carrier Legend

Ba = Ba Carrier

Method: 9320 - Radium-228 (GFPC)

Matrix: Water **Prep Type: Total/NA**

		Percent Yield (Acceptance Limits)							
		Ba	Y						
Lab Sample ID	Client Sample ID	(30-110)	(30-110)						
705-58411-E-8-B DU	Duplicate	81.4	87.1						
705-58424-1	SCH-PZ-14S	81.1	81.1						
LCS 160-759242/2-A	Lab Control Sample	83.7	82.2						
MB 160-759242/1-A	Method Blank	82.0	80.7						

Tracer/Carrier Legend

Ba = Ba Carrier

Y = Y Carrier

Method Summary

Client: Southern Company
Project/Site: CCR - Plant Scherer Ash Pond Assessment

Job ID: 705-58424-2

Method	Method Description	Protocol	Laboratory
9315	Radium-226 (GFPC)	SW846	EET SL
9320	Radium-228 (GFPC)	SW846	EET SL
Ra226_Ra228	Combined Radium-226 and Radium-228	TAL-STL	EET SL
PrecSep_0	Preparation, Precipitate Separation	None	EET SL
PrecSep-21	Preparation, Precipitate Separation (21-Day In-Growth)	None	EET SL

Protocol References:

None = None

SW846 = "Test Methods For Evaluating Solid Waste, Physical/Chemical Methods", Third Edition, November 1986 And Its Updates.

TAL-STL = TestAmerica Laboratories, St. Louis, Facility Standard Operating Procedure.

Laboratory References:

EET SL = Eurofins St. Louis, 13715 Rider Trail North, Earth City, MO 63045, TEL (314)298-8566

Lab Chronicle

Client: Southern Company
Project/Site: CCR - Plant Scherer Ash Pond Assessment

Job ID: 705-58424-2

Client Sample ID: SCH-PZ-14S

Lab Sample ID: 705-58424-1

Date Collected: 02/19/26 10:53
Matrix: Water
Date Received: 02/20/26 15:05

Prep Type	Batch Type	Batch Method	Run	Dilution Factor	Batch Number	Analyst	Lab	Prepared or Analyzed
Total/NA	Prep	PrecSep-21			759241	AMS	EET SL	03/02/26 06:25
Total/NA	Analysis	9315		1	763015	SWS	EET SL	03/25/26 22:22
Total/NA	Prep	PrecSep_0			759242	AMS	EET SL	03/02/26 06:28
Total/NA	Analysis	9320		1	762760	SWS	EET SL	03/24/26 11:57
Total/NA	Analysis	Ra226_Ra228		1	762845	FLC	EET SL	03/26/26 16:10

Laboratory References:

EET SL = Eurofins St. Louis, 13715 Rider Trail North, Earth City, MO 63045, TEL (314)298-8566

QC Sample Results

Client: Southern Company
Project/Site: CCR - Plant Scherer Ash Pond Assessment

Job ID: 705-58424-2

Method: 9315 - Radium-226 (GFPC)

Lab Sample ID: MB 160-759241/1-A
Matrix: Water
Analysis Batch: 763011

Client Sample ID: Method Blank
Prep Type: Total/NA
Prep Batch: 759241

Analyte	MB Result	MB Qualifier	Count Uncert. (2σ+/-)	Total Uncert. (2σ+/-)	RL	MDC	Unit	Prepared	Analyzed	Dil Fac
Radium-226	0.08014	U	0.129	0.129	1.00	0.225	pCi/L	03/02/26 06:25	03/25/26 18:14	1

Carrier	*MB %Yield*	*MB Qualifier*	*Limits*	*Prepared*	*Analyzed*	*Dil Fac*
Ba Carrier	*82.0*		*30 - 110*	*03/02/26 06:25*	*03/25/26 18:14*	*1*

Lab Sample ID: LCS 160-759241/2-A
Matrix: Water
Analysis Batch: 763011

Client Sample ID: Lab Control Sample
Prep Type: Total/NA
Prep Batch: 759241

Analyte			Spike Added	LCS Result	LCS Qual	Total Uncert. (2σ+/-)	RL	MDC	Unit	%Rec	%Rec Limits		
Radium-226			9.57	9.847		1.20	1.00	0.207	pCi/L	103	75 - 125		

Carrier	*LCS %Yield*	*LCS Qualifier*	*Limits*
Ba Carrier	*83.7*		*30 - 110*

Lab Sample ID: 705-58411-E-8-A DU
Matrix: Water
Analysis Batch: 763015

Client Sample ID: Duplicate
Prep Type: Total/NA
Prep Batch: 759241

Analyte	Sample Result	Sample Qual		DU Result	DU Qual	Total Uncert. (2σ+/-)	RL	MDC	Unit			RER	RER Limit
Radium-226	-0.0201	U		0.01011	U	0.117	1.00	0.238	pCi/L			0.14	1

Carrier	*DU %Yield*	*DU Qualifier*	*Limits*
Ba Carrier	*81.4*		*30 - 110*

Method: 9320 - Radium-228 (GFPC)

Lab Sample ID: MB 160-759242/1-A
Matrix: Water
Analysis Batch: 762818

Client Sample ID: Method Blank
Prep Type: Total/NA
Prep Batch: 759242

Analyte	MB Result	MB Qualifier	Count Uncert. (2σ+/-)	Total Uncert. (2σ+/-)	RL	MDC	Unit	Prepared	Analyzed	Dil Fac
Radium-228	0.3045	U	0.451	0.452	1.00	0.760	pCi/L	03/02/26 06:28	03/24/26 11:54	1

Carrier	*MB %Yield*	*MB Qualifier*	*Limits*	*Prepared*	*Analyzed*	*Dil Fac*
Ba Carrier	*82.0*		*30 - 110*	*03/02/26 06:28*	*03/24/26 11:54*	*1*
Y Carrier	*80.7*		*30 - 110*	*03/02/26 06:28*	*03/24/26 11:54*	*1*

Method: 9320 - Radium-228 (GFPC) (Continued)

Lab Sample ID: LCS 160-759242/2-A
Client Sample ID: Lab Control Sample
Matrix: Water
Prep Type: Total/NA
Analysis Batch: 762818
Prep Batch: 759242

Analyte			Spike Added	LCS Result	LCS Qual	Total Uncert. (2σ+/-)	RL	MDC	Unit	%Rec	%Rec Limits		
Radium-228			9.31	10.32		1.45	1.00	0.704	pCi/L	111	75 - 125		

Carrier	*LCS %Yield*	*LCS Qualifier*	*Limits*
Ba Carrier	*83.7*		*30 - 110*
Y Carrier	*82.2*		*30 - 110*

Lab Sample ID: 705-58411-E-8-B DU
Client Sample ID: Duplicate
Matrix: Water
Prep Type: Total/NA
Analysis Batch: 762818
Prep Batch: 759242

Analyte	Sample Result	Sample Qual		DU Result	DU Qual	Total Uncert. (2σ+/-)	RL	MDC	Unit			RER	RER Limit
Radium-228	0.211	U		0.4466	U	0.412	1.00	0.653	pCi/L			0.30	1

Carrier	*DU %Yield*	*DU Qualifier*	*Limits*
Ba Carrier	*81.4*		*30 - 110*
Y Carrier	*87.1*		*30 - 110*

Accreditation/Certification Summary

Client: Southern Company
Job ID: 705-58424-2
Project/Site: CCR - Plant Scherer Ash Pond Assessment

Laboratory: Eurofins St. Louis

The accreditations/certifications listed below are applicable to this report.

Authority	Program	Identification Number	Expiration Date
Florida	NELAP	E87689	06-30-26

eurofins | Environment Testing

ANALYTICAL REPORT

PREPARED FOR

Attn: Joju Abraham
Southern Company
241 Ralph McGill Blvd SE
B10185
Atlanta, Georgia (St) 30308

Generated 3/27/2026 8:06:40 PM

JOB DESCRIPTION

CCR - Plant Scherer Ash Pond Assessment

JOB NUMBER

705-59184-2

Eurofins Atlanta
3080 Presidential Dr
Atlanta GA 30340

See page two for job notes and contact information.

my EOL

Eurofins Atlanta

Job Notes

The test results in this report relate only to the samples as received by the laboratory and will meet all requirements of the methodology, with any exceptions noted. This report shall not be reproduced except in full, without the express written approval of the laboratory. All questions should be directed to the Eurofins Environment Testing Southeast, LLC Project Manager.

Authorization

Generated
3/27/2026 8:06:40 PM

Authorized for release by
David Fuller, Project Manager
David.Fuller@et.eurofinsus.com
(770)344-8986

Table of Contents

Cover Page 1
Table of Contents 3
Sample Summary 4
Chain of Custody 5
Receipt Checklists 7
Definitions/Glossary 9
Case Narrative 10
Client Sample Results 11
Tracer Carrier Summary 17
Method Summary 18
Lab Chronicle 19
QC Sample Results 22
Certification Summary 25

Sample Summary

Client: Southern Company
Job ID: 705-59184-2
Project/Site: CCR - Plant Scherer Ash Pond Assessment

Lab Sample ID	Client Sample ID	Matrix	Collected	Received	Sample Origin
705-59184-1	SCH-PZ-39S	Water	02/26/26 09:20	02/27/26 15:00	Georgia (St)
705-59184-2	SCH-PZ-29S	Water	02/26/26 10:07	02/27/26 15:00	Georgia (St)
705-59184-3	SCH-AP1-FB-3	Water	02/26/26 10:27	02/27/26 15:00	Georgia (St)
705-59184-4	SCH-PZ-43S	Water	02/26/26 12:48	02/27/26 15:00	Georgia (St)
705-59184-5	SCH-AP1-FB-4	Water	02/26/26 14:10	02/27/26 15:00	Georgia (St)
705-59184-6	SCH-PZ-30I	Water	02/26/26 13:37	02/27/26 15:00	Georgia (St)
705-59184-7	SCH-AP1-EB-3	Water	02/26/26 13:57	02/27/26 15:00	Georgia (St)
705-59184-8	SCH-PZ-69I	Water	02/26/26 14:10	02/27/26 15:00	Georgia (St)
705-59184-9	SCH-PZ-13S	Water	02/27/26 10:55	02/27/26 15:00	Georgia (St)

Eurofins Atlanta
3080 Presidential Dr
Atlanta, GA 30340
Phone (770) 457-8177

Chain of Custody Record

eurofins | Environment Testing

Client Information	Sampler: Jacob Stucky	Lab PM: David Fuller / Phone: 770-344-8986	Carrier Tracking No(s):	COC No:
Client Contact: Joju Abraham	Phone:	E-Mail: David.Fuller@ET.EurofinsUS.com	State of Origin: GA	Page: Page 1 of 1
Company: Southern Company	PWSID:			Job #:
Address: 241 Ralph McGill Blvd SE B10185	Due Date Requested:			
City: Atlanta	TAT Requested (days):			
State, Zip: GA, 30308	Compliance Project: Δ Yes Δ No			
Phone:	Lab Project #: 70504534 (DO NOT REMOVE)			
Email: JAbraham@southernco.com	Lab PO #: GPC82130-0003 / PO Line #1			
Project Name: CCR - Plant Scherer Ash Pond Assessment	Project #:			
Site:	SSOW#:			

Analysis Requested

Preservation Codes:
D - HNO3
N - None

705-59184 COC

Other:

Task_Code: SCH-CCR-ASSMT-2026S1

Special Instructions/Notes:

Sample Identification	Sample Date	Sample Time	Sample Type (C=comp, G=grab)	Matrix (Wewater, S=solid, O=waste/oil, BT=Tissue, A=Air)	Field Filtered Sample (Yes or No)	Perform MS/MSD (Yes or No)	300_ORGFM_28D - Chloride, Fluoride, Sulfate	2540C_Calcd - Total Dissolved Solids (TDS)	6010D - App III Metals + Lithium	6020B - App IV Metals + Mg, Na, K, Fe	7470A - App IV Mercury	9315_Ra226 - Radium-226 (GFPC) - 21 day decay	9320_Ra228 - Radium-228 (GFPC) - 21 day decay	Ra226Ra228_GFPC - Combined Radium 226 and 228	2320B - Total Alkalinity	Total Number of containers	Special Instructions/Notes
			Preservation Code:				N	N		D			D		N		
SCH-PZ-39S	2/26/26	09:20	G	WG			X	X	X	X	X	X	X	X	X	7	EXTRA RADS
SCH-PZ-29S	2/26/26	10:07	G	WG			X	X	X	X	X	X	X	X	X	5	
SCH-AP1-FB-3	2/26/26	10:27	G	WQ			X	X	X	X	X	X	X	X	X	5	
SCH-PZ-43S	2/26/26	12:48	G	WG			X	X	X	X	X	X	X	X	X	5	
SCH-AP1-FB-4	2/26/26	14:10	G	WQ			X	X	X	X	X	X	X	X	X	5	
SCH-PZ-30I	2/26/26	13:37	G	WG			X	X	X	X	X	X	X	X	X	5	
SCH-AP1-EB-3	2/26/26	13:57	G	WQ			X	X	X	X	X	X	X	X	X	5	
SCH-PZ-69I	2/26/26	14:10	G	WG			X	X	X	X	X	X	X	X	X	7	EXTRA RADS
SCH-PZ-13S	2/27/26	1055	G	WG			X	X	X	X	X	X	X	X	X	5	

Possible Hazard Identification
☐ Non-Hazard ☐ Flammable ☐ Skin Irritant ☐ Poison B ☐ Unknown ☐ Radiological

Sample Disposal (A fee may be assessed if samples are retained longer than 1 month)
☐ Return To Client ☐ Disposal By Lab ☐ Archive For _____ Months

Deliverable Requested: I, II, III, IV, Other (specify)

Special Instructions/QC Requirements:

Empty Kit Relinquished by:	Date:	Time:	Method of Shipment:		
Relinquished by:	Date/Time: 2.27.26/1552	Company WSP	Received by:	Date/Time: 2.27.26	Company 1500
Relinquished by:	Date/Time:	Company	Received by:	Date/Time:	Company
Relinquished by:	Date/Time:	Company	Received by:	Date/Time:	Company

Custody Seals Intact: Δ Yes Δ No | Custody Seal No.: | Cooler Temperature(s) oC and Other Remarks: 1.3°, 1.9°, 1.8°, 1.7° #2665

Ver: 01/16/2019

Eurofins Atlanta
3080 Presidential Dr
Atlanta, GA 30340
Phone: 770-457-8177 Fax: 770-457-8188

Chain of Custody Record

eurofins | Environment Testing

Client Information (Sub Contract Lab)	Sampler: N/A	Lab PM: Fuller, David	Carrier Tracking No(s): N/A	COC No: 705-106377.1
Client Contact: Shipping/Receiving	Phone: N/A	E-Mail: David.Fuller@et.eurofinsus.com	State of Origin: Georgia	Page: Page 1 of 1
Company: TestAmerica Laboratories, Inc.		Accreditations Required (See note): NELAP - Florida; State - Georgia		Job #: 705-59184-1
Address: 13715 Rider Trail North, ,	Due Date Requested: 3/12/2026			Preservation Codes: -
City: Earth City	TAT Requested (days): N/A			
State, Zip: MO, 63045				
Phone: 314-298-8566(Tel) 314-298-8757(Fax)	PO #: N/A			
Email: N/A	WO #: N/A			
Project Name: CCR - Plant Scherer Ash Pond	Project #: 70504534			
Site: N/A	SSOW#: N/A			Other: N/A

Analysis Requested

Sample Identification - Client ID (Lab ID)	Sample Date	Sample Time	Sample Type (C=comp, G=grab)	Matrix (W=water, S=solid, O=waste/oil, BT=Tissue, A=Air)	Field Filtered Sample (Yes or No)	Perform MS/MSD (Yes or No)	9315_Ra226/PrecSep_21Radium-226 (GFPC) - 21 day decay	9320_Ra228/PrecSep_0Radium-228 (GFPC) 21 day decay	Ra226Ra228_GFPCCombined Radium-226 and Radium-228	Total Number of containers	Special Instructions/Note:
			Preservation Code:								
SCH-PZ-39S (705-59184-1)	2/26/26	09:20 Eastern	G	Water			X	X	X	4	
SCH-PZ-29S (705-59184-2)	2/26/26	10:07 Eastern	G	Water			X	X	X	2	
SCH-AP1-FB-3 (705-59184-3)	2/26/26	10:27 Eastern	G	Water			X	X	X	2	
SCH-PZ-43S (705-59184-4)	2/26/26	12:48 Eastern	G	Water			X	X	X	2	
SCH-AP1-FB-4 (705-59184-5)	2/26/26	14:10 Eastern	G	Water			X	X	X	2	
SCH-PZ-30I (705-59184-6)	2/26/26	13:37 Eastern	G	Water			X	X	X	2	
SCH-AP1-EB-3 (705-59184-7)	2/26/26	13:57 Eastern	G	Water			X	X	X	2	
SCH-PZ-69I (705-59184-8)	2/26/26	14:10 Eastern	G	Water			X	X	X	4	
SCH-PZ-13S (705-59184-9)	2/27/26	10:55 Eastern	G	Water			X	X	X	2	

Note: Since laboratory accreditations are subject to change, Eurofins Environment Testing Southeast, LLC places the ownership of method, analyte & accreditation compliance upon our subcontract laboratories. This sample shipment is forwarded under chain-of-custody. If the laboratory does not currently maintain accreditation in the State of Origin listed above for analysis/tests/matrix being analyzed, the samples must be shipped back to the Eurofins Environment Testing Southeast, LLC laboratory or other instructions will be provided. Any changes to accreditation status should be brought to Eurofins Environment Testing Southeast, LLC attention immediately. If all requested accreditations are current to date, return the signed Chain of Custody attesting to said compliance to Eurofins Environment Testing Southeast, LLC.

Possible Hazard Identification	*Sample Disposal (A fee may be assessed if samples are retained longer than 1 month)*
Unconfirmed	☐ *Return To Client* ☐ *Disposal By Lab* ☐ *Archive For* _____ *Months*
Deliverable Requested: I, II, III, IV, Other (specify) Primary Deliverable Rank: 2	Special Instructions/QC Requirements:

Empty Kit Relinquished by:	Date:	Time:	Method of Shipment:

Relinquished by:	Date/Time:	Company	Received by:	Date/Time:	Company
RJ	03/03/26 1700		M. Pinette	MAR 0 3 2026 1000	
Relinquished by:	Date/Time:	Company	Received by: Meadow Pinette	Date/Time:	Company
Relinquished by:	Date/Time:	Company	Received by:	Date/Time:	Company

Custody Seals Intact: Δ Yes Δ No	Custody Seal No.:	Cooler Temperature(s) °C and Other Remarks:

Ver: 10/10/2024

Login Sample Receipt Checklist

Client: Southern Company

Job Number: 705-59184-2

Login Number: 59184
List Number: 1
Creator: Sims, Christion

List Source: Eurofins Atlanta

Question	Answer	Comment
The cooler's custody seal, if present, is intact.	True	
The cooler does not appear to have been compromised or tampered with.	True	
Samples were received on ice.	True	
Cooler Temperature is acceptable.	True	
Cooler Temperature is recorded.	True	
COC present.	True	
COC is filled out in ink and legible.	True	
COC is filled out with all pertinent information.	True	
Sample custody seals, if present, are intact.	True	
Sample collection date/times are provided.	True	
The samples do not appear to have been compromised or tampered with.	True	
Containers are not broken or leaking.	True	
There are no discrepancies between the containers received and the COC.	True	
Sample containers have legible labels.	True	
Appropriate sample containers were rec'd and sufficient volume for all analyses.	True	
Samples are received within Holding Time (excluding tests with immediate HTs).	True	
Containers requiring zero headspace have no headspace or bubble is <6mm (1/4").	True	
Is there sufficient air space in bottle for bacteriological analysis.	N/A	

This receipt checklist is generated for all samples received in this Login. It may not be applicable to all Jobs associated with this Login.

Login Sample Receipt Checklist

Client: Southern Company

Job Number: 705-59184-2

Login Number: 59184
List Number: 2
Creator: Pinette, Meadow L

List Source: Eurofins St. Louis
List Creation: 03/03/26 12:02 PM

Question	Answer	Comment
Radioactivity wasn't checked or is </= background as measured by a survey meter.	True	
The cooler's custody seal, if present, is intact.	True	
Sample custody seals, if present, are intact.	True	
The cooler or samples do not appear to have been compromised or tampered with.	True	
Samples were received on ice.	N/A	
Cooler Temperature is acceptable.	True	
Cooler Temperature is recorded.	True	
COC is present.	True	
COC is filled out in ink and legible.	True	
COC is filled out with all pertinent information.	True	
Is the Field Sampler's name present on COC?	N/A	
There are no discrepancies between the containers received and the COC.	True	
Samples are received within Holding Time (excluding tests with immediate HTs)	True	
Sample containers have legible labels.	True	
Containers are not broken or leaking.	True	
Sample collection date/times are provided.	True	
Appropriate sample containers are used.	True	
Sample bottles are completely filled.	True	
Sample Preservation Verified.	True	
There is sufficient vol. for all requested analyses, incl. any requested MS/MSDs	True	
Containers requiring zero headspace have no headspace or bubble is <6mm (1/4").	N/A	
Multiphasic samples are not present.	True	
Samples do not require splitting or compositing.	True	
Residual Chlorine Checked.	N/A	

This receipt checklist is generated for all samples received in this Login. It may not be applicable to all Jobs associated with this Login.

Definitions/Glossary

Client: Southern Company
Job ID: 705-59184-2
Project/Site: CCR - Plant Scherer Ash Pond Assessment

Qualifiers

Rad

Qualifier	Qualifier Description
U	Result is less than the sample detection limit.

Glossary

Abbreviation	These commonly used abbreviations may or may not be present in this report.
☼	Listed under the "D" column to designate that the result is reported on a dry weight basis
%R	Percent Recovery
CFL	Contains Free Liquid
CFU	Colony Forming Unit
CNF	Contains No Free Liquid
DER	Duplicate Error Ratio (normalized absolute difference)
Dil Fac	Dilution Factor
DL	Detection Limit (DoD/DOE)
DL, RA, RE, IN	Indicates a Dilution, Re-analysis, Re-extraction, or additional Initial metals/anion analysis of the sample
DLC	Decision Level Concentration (Radiochemistry)
EDL	Estimated Detection Limit (Dioxin)
LOD	Limit of Detection (DoD/DOE)
LOQ	Limit of Quantitation (DoD/DOE)
MCL	EPA recommended "Maximum Contaminant Level"
MDA	Minimum Detectable Activity (Radiochemistry)
MDC	Minimum Detectable Concentration (Radiochemistry)
MDL	Method Detection Limit
ML	Minimum Level (Dioxin)
MPN	Most Probable Number
MQL	Method Quantitation Limit
NC	Not Calculated
ND	Not Detected at the reporting limit (or MDL or EDL if shown)
NEG	Negative / Absent
POS	Positive / Present
PQL	Practical Quantitation Limit
PRES	Presumptive
QC	Quality Control
RER	Relative Error Ratio (Radiochemistry)
RL	Reporting Limit or Requested Limit (Radiochemistry)
RPD	Relative Percent Difference, a measure of the relative difference between two points
TEF	Toxicity Equivalent Factor (Dioxin)
TEQ	Toxicity Equivalent Quotient (Dioxin)
TNTC	Too Numerous To Count

Job Narrative
705-59184-2

The analytical test results presented in this report meet all requirements of the associated regulatory program listed on the Accreditation/Certification Summary Page, unless otherwise noted. Data qualifiers and/or narrative comments are included to explain any exceptions, if applicable. Regulated compliance samples (e.g. SDWA, NPDES) must comply with associated agency requirements/permits.

- Matrix-specific batch QC (e.g., MS, MSD, SD) may not be reported when insufficient sample volume is available or when site-specific QC samples are not submitted. In such cases, a Laboratory Control Sample Duplicate (LCSD) may be analyzed to provide precision data for the batch.
- For samples analyzed using surrogate and/or isotope dilution analytes, any recoveries falling outside of established acceptance criteria are re-prepared and/or re-analyzed to confirm results, unless the deviation is due to sample dilution or otherwise explained in the case narrative.

Receipt
The samples were received on 2/27/2026 3:00 PM. Unless otherwise noted below, the samples arrived in good condition, and, where required, properly preserved and on ice. The temperatures of the 4 coolers at receipt time were 1.3°C, 1.7°C, 1.8°C and 1.9°C.

Gas Flow Proportional Counter
Method 9320: Radium 228 Batch 759865

The Radium-228 laboratory control sample (LCS) associated with the following samples recovered at 127%: (LCS 160-759865/2-A). The limits in our LIMS system at 75-125% reflect the requirements of a regulatory agency that represents a large amount of our work. However the samples associated with this LCS are not from this agency and are therefore held to our in-house statistical limits of 72-154%. The LCS is within criteria and no further action is required.

No additional analytical or quality issues were noted, other than those described above or in the Definitions/ Glossary page.

Rad
No additional analytical or quality issues were noted, other than those described above or in the Definitions/ Glossary page.

Client Sample Results

Client: Southern Company
Project/Site: CCR - Plant Scherer Ash Pond Assessment

Job ID: 705-59184-2

Client Sample ID: SCH-PZ-39S

Lab Sample ID: 705-59184-1
Matrix: Water

Date Collected: 02/26/26 09:20
Date Received: 02/27/26 15:00

Method: SW846 9315 - Radium-226 (GFPC)

Analyte	Result	Qualifier	Count Uncert. (2σ+/-)	Total Uncert. (2σ+/-)	RL	MDC	Unit	Prepared	Analyzed	Dil Fac
Radium-226	0.146	U	0.214	0.215	1.00	0.365	pCi/L	03/04/26 13:13	03/26/26 16:28	1

Carrier	*%Yield*	*Qualifier*	*Limits*	*Prepared*	*Analyzed*	*Dil Fac*
Ba Carrier	*82.9*		*30 - 110*	*03/04/26 13:13*	*03/26/26 16:28*	*1*

Method: SW846 9320 - Radium-228 (GFPC)

Analyte	Result	Qualifier	Count Uncert. (2σ+/-)	Total Uncert. (2σ+/-)	RL	MDC	Unit	Prepared	Analyzed	Dil Fac
Radium-228	-0.328	U	0.272	0.273	1.00	0.611	pCi/L	03/04/26 13:16	03/26/26 09:52	1

Carrier	*%Yield*	*Qualifier*	*Limits*	*Prepared*	*Analyzed*	*Dil Fac*
Ba Carrier	*82.9*		*30 - 110*	*03/04/26 13:16*	*03/26/26 09:52*	*1*
Y Carrier	*78.5*		*30 - 110*	*03/04/26 13:16*	*03/26/26 09:52*	*1*

Method: TAL-STL Ra226_Ra228 - Combined Radium-226 and Radium-228

Analyte	Result	Qualifier	Count Uncert. (2σ+/-)	Total Uncert. (2σ+/-)	RL	MDC	Unit	Prepared	Analyzed	Dil Fac
Combined Radium 226 + 228	-0.182	U	0.346	0.347	5.00	0.611	pCi/L		03/27/26 14:40	1

Client Sample ID: SCH-PZ-29S

Lab Sample ID: 705-59184-2
Matrix: Water

Date Collected: 02/26/26 10:07
Date Received: 02/27/26 15:00

Method: SW846 9315 - Radium-226 (GFPC)

Analyte	Result	Qualifier	Count Uncert. (2σ+/-)	Total Uncert. (2σ+/-)	RL	MDC	Unit	Prepared	Analyzed	Dil Fac
Radium-226	-0.0734	U	0.0634	0.0637	1.00	0.173	pCi/L	03/04/26 13:07	03/26/26 07:41	1

Carrier	*%Yield*	*Qualifier*	*Limits*	*Prepared*	*Analyzed*	*Dil Fac*
Ba Carrier	*57.4*		*30 - 110*	*03/04/26 13:07*	*03/26/26 07:41*	*1*

Method: SW846 9320 - Radium-228 (GFPC)

Analyte	Result	Qualifier	Count Uncert. (2σ+/-)	Total Uncert. (2σ+/-)	RL	MDC	Unit	Prepared	Analyzed	Dil Fac
Radium-228	0.397	U	0.508	0.509	1.00	0.845	pCi/L	03/04/26 13:10	03/17/26 12:19	1

Carrier	*%Yield*	*Qualifier*	*Limits*	*Prepared*	*Analyzed*	*Dil Fac*
Ba Carrier	*57.4*		*30 - 110*	*03/04/26 13:10*	*03/17/26 12:19*	*1*
Y Carrier	*81.5*		*30 - 110*	*03/04/26 13:10*	*03/17/26 12:19*	*1*

Client Sample Results

Client: Southern Company
Job ID: 705-59184-2
Project/Site: CCR - Plant Scherer Ash Pond Assessment

Client Sample ID: SCH-PZ-29S
Lab Sample ID: 705-59184-2

Date Collected: 02/26/26 10:07
Matrix: Water
Date Received: 02/27/26 15:00

Method: TAL-STL Ra226_Ra228 - Combined Radium-226 and Radium-228

Analyte	Result	Qualifier	Count Uncert. (2σ+/-)	Total Uncert. (2σ+/-)	RL	MDC	Unit	Prepared	Analyzed	Dil Fac
Combined Radium 226 + 228	0.324	U	0.512	0.513	5.00	0.845	pCi/L		03/27/26 14:40	1

Client Sample ID: SCH-AP1-FB-3
Lab Sample ID: 705-59184-3

Date Collected: 02/26/26 10:27
Matrix: Water
Date Received: 02/27/26 15:00

Method: SW846 9315 - Radium-226 (GFPC)

Analyte	Result	Qualifier	Count Uncert. (2σ+/-)	Total Uncert. (2σ+/-)	RL	MDC	Unit	Prepared	Analyzed	Dil Fac
Radium-226	0.00392	U	0.0464	0.0464	1.00	0.0977	pCi/L	03/04/26 13:07	03/26/26 07:42	1

Carrier	*%Yield*	*Qualifier*	*Limits*	*Prepared*	*Analyzed*	*Dil Fac*
Ba Carrier	*85.4*		*30 - 110*	*03/04/26 13:07*	*03/26/26 07:42*	*1*

Method: SW846 9320 - Radium-228 (GFPC)

Analyte	Result	Qualifier	Count Uncert. (2σ+/-)	Total Uncert. (2σ+/-)	RL	MDC	Unit	Prepared	Analyzed	Dil Fac
Radium-228	0.00944	U	0.276	0.276	1.00	0.521	pCi/L	03/04/26 13:10	03/17/26 12:19	1

Carrier	*%Yield*	*Qualifier*	*Limits*	*Prepared*	*Analyzed*	*Dil Fac*
Ba Carrier	*85.4*		*30 - 110*	*03/04/26 13:10*	*03/17/26 12:19*	*1*
Y Carrier	*83.4*		*30 - 110*	*03/04/26 13:10*	*03/17/26 12:19*	*1*

Method: TAL-STL Ra226_Ra228 - Combined Radium-226 and Radium-228

Analyte	Result	Qualifier	Count Uncert. (2σ+/-)	Total Uncert. (2σ+/-)	RL	MDC	Unit	Prepared	Analyzed	Dil Fac
Combined Radium 226 + 228	0.0134	U	0.280	0.280	5.00	0.521	pCi/L		03/27/26 14:40	1

Client Sample ID: SCH-PZ-43S
Lab Sample ID: 705-59184-4

Date Collected: 02/26/26 12:48
Matrix: Water
Date Received: 02/27/26 15:00

Method: SW846 9315 - Radium-226 (GFPC)

Analyte	Result	Qualifier	Count Uncert. (2σ+/-)	Total Uncert. (2σ+/-)	RL	MDC	Unit	Prepared	Analyzed	Dil Fac
Radium-226	**0.102**		0.0589	0.0596	1.00	0.0692	pCi/L	03/04/26 13:07	03/26/26 07:43	1

Carrier	*%Yield*	*Qualifier*	*Limits*	*Prepared*	*Analyzed*	*Dil Fac*
Ba Carrier	*91.4*		*30 - 110*	*03/04/26 13:07*	*03/26/26 07:43*	*1*

Client Sample Results

Client: Southern Company
Project/Site: CCR - Plant Scherer Ash Pond Assessment

Job ID: 705-59184-2

Client Sample ID: SCH-PZ-43S

Lab Sample ID: 705-59184-4

Date Collected: 02/26/26 12:48
Date Received: 02/27/26 15:00

Matrix: Water

Method: SW846 9320 - Radium-228 (GFPC)

Analyte	Result	Qualifier	Count Uncert. (2σ+/-)	Total Uncert. (2σ+/-)	RL	MDC	Unit	Prepared	Analyzed	Dil Fac
Radium-228	0.00221	U	0.271	0.271	1.00	0.511	pCi/L	03/04/26 13:10	03/17/26 12:19	1

Carrier	*%Yield*	*Qualifier*	*Limits*	*Prepared*	*Analyzed*	*Dil Fac*
Ba Carrier	*91.4*		*30 - 110*	*03/04/26 13:10*	*03/17/26 12:19*	*1*
Y Carrier	*84.1*		*30 - 110*	*03/04/26 13:10*	*03/17/26 12:19*	*1*

Method: TAL-STL Ra226_Ra228 - Combined Radium-226 and Radium-228

Analyte	Result	Qualifier	Count Uncert. (2σ+/-)	Total Uncert. (2σ+/-)	RL	MDC	Unit	Prepared	Analyzed	Dil Fac
Combined Radium 226 + 228	0.104	U	0.277	0.277	5.00	0.511	pCi/L		03/27/26 14:40	1

Client Sample ID: SCH-AP1-FB-4

Lab Sample ID: 705-59184-5

Date Collected: 02/26/26 14:10
Date Received: 02/27/26 15:00

Matrix: Water

Method: SW846 9315 - Radium-226 (GFPC)

Analyte	Result	Qualifier	Count Uncert. (2σ+/-)	Total Uncert. (2σ+/-)	RL	MDC	Unit	Prepared	Analyzed	Dil Fac
Radium-226	0.0161	U	0.0324	0.0325	1.00	0.0609	pCi/L	03/04/26 13:07	03/26/26 07:43	1

Carrier	*%Yield*	*Qualifier*	*Limits*	*Prepared*	*Analyzed*	*Dil Fac*
Ba Carrier	*87.4*		*30 - 110*	*03/04/26 13:07*	*03/26/26 07:43*	*1*

Method: SW846 9320 - Radium-228 (GFPC)

Analyte	Result	Qualifier	Count Uncert. (2σ+/-)	Total Uncert. (2σ+/-)	RL	MDC	Unit	Prepared	Analyzed	Dil Fac
Radium-228	0.445	U	0.328	0.330	1.00	0.495	pCi/L	03/04/26 13:10	03/17/26 12:20	1

Carrier	*%Yield*	*Qualifier*	*Limits*	*Prepared*	*Analyzed*	*Dil Fac*
Ba Carrier	*87.4*		*30 - 110*	*03/04/26 13:10*	*03/17/26 12:20*	*1*
Y Carrier	*86.0*		*30 - 110*	*03/04/26 13:10*	*03/17/26 12:20*	*1*

Method: TAL-STL Ra226_Ra228 - Combined Radium-226 and Radium-228

Analyte	Result	Qualifier	Count Uncert. (2σ+/-)	Total Uncert. (2σ+/-)	RL	MDC	Unit	Prepared	Analyzed	Dil Fac
Combined Radium 226 + 228	0.461	U	0.330	0.332	5.00	0.495	pCi/L		03/27/26 14:40	1

Client Sample Results

Client: Southern Company
Project/Site: CCR - Plant Scherer Ash Pond Assessment

Job ID: 705-59184-2

Client Sample ID: SCH-PZ-30I

Lab Sample ID: 705-59184-6
Matrix: Water

Date Collected: 02/26/26 13:37
Date Received: 02/27/26 15:00

Method: SW846 9315 - Radium-226 (GFPC)

Analyte	Result	Qualifier	Count Uncert. (2σ+/-)	Total Uncert. (2σ+/-)	RL	MDC	Unit	Prepared	Analyzed	Dil Fac
Radium-226	0.0274	U	0.0402	0.0403	1.00	0.0689	pCi/L	03/04/26 13:07	03/26/26 07:43	1

Carrier	*%Yield*	*Qualifier*	*Limits*	*Prepared*	*Analyzed*	*Dil Fac*
Ba Carrier	*86.9*		*30 - 110*	*03/04/26 13:07*	*03/26/26 07:43*	*1*

Method: SW846 9320 - Radium-228 (GFPC)

Analyte	Result	Qualifier	Count Uncert. (2σ+/-)	Total Uncert. (2σ+/-)	RL	MDC	Unit	Prepared	Analyzed	Dil Fac
Radium-228	0.117	U	0.327	0.327	1.00	0.581	pCi/L	03/04/26 13:10	03/17/26 12:20	1

Carrier	*%Yield*	*Qualifier*	*Limits*	*Prepared*	*Analyzed*	*Dil Fac*
Ba Carrier	*86.9*		*30 - 110*	*03/04/26 13:10*	*03/17/26 12:20*	*1*
Y Carrier	*82.2*		*30 - 110*	*03/04/26 13:10*	*03/17/26 12:20*	*1*

Method: TAL-STL Ra226_Ra228 - Combined Radium-226 and Radium-228

Analyte	Result	Qualifier	Count Uncert. (2σ+/-)	Total Uncert. (2σ+/-)	RL	MDC	Unit	Prepared	Analyzed	Dil Fac
Combined Radium 226 + 228	0.145	U	0.329	0.329	5.00	0.581	pCi/L		03/27/26 14:40	1

Client Sample ID: SCH-AP1-EB-3

Lab Sample ID: 705-59184-7
Matrix: Water

Date Collected: 02/26/26 13:57
Date Received: 02/27/26 15:00

Method: SW846 9315 - Radium-226 (GFPC)

Analyte	Result	Qualifier	Count Uncert. (2σ+/-)	Total Uncert. (2σ+/-)	RL	MDC	Unit	Prepared	Analyzed	Dil Fac
Radium-226	-0.0200	U	0.0558	0.0559	1.00	0.126	pCi/L	03/04/26 13:07	03/26/26 07:54	1

Carrier	*%Yield*	*Qualifier*	*Limits*	*Prepared*	*Analyzed*	*Dil Fac*
Ba Carrier	*78.6*		*30 - 110*	*03/04/26 13:07*	*03/26/26 07:54*	*1*

Method: SW846 9320 - Radium-228 (GFPC)

Analyte	Result	Qualifier	Count Uncert. (2σ+/-)	Total Uncert. (2σ+/-)	RL	MDC	Unit	Prepared	Analyzed	Dil Fac
Radium-228	-0.0500	U	0.308	0.308	1.00	0.599	pCi/L	03/04/26 13:10	03/17/26 12:20	1

Carrier	*%Yield*	*Qualifier*	*Limits*	*Prepared*	*Analyzed*	*Dil Fac*
Ba Carrier	*78.6*		*30 - 110*	*03/04/26 13:10*	*03/17/26 12:20*	*1*
Y Carrier	*81.5*		*30 - 110*	*03/04/26 13:10*	*03/17/26 12:20*	*1*

Client Sample Results

Client: Southern Company
Project/Site: CCR - Plant Scherer Ash Pond Assessment

Job ID: 705-59184-2

Client Sample ID: SCH-AP1-EB-3

Lab Sample ID: 705-59184-7
Matrix: Water
Date Collected: 02/26/26 13:57
Date Received: 02/27/26 15:00

Method: TAL-STL Ra226_Ra228 - Combined Radium-226 and Radium-228

Analyte	Result	Qualifier	Count Uncert. (2σ+/-)	Total Uncert. (2σ+/-)	RL	MDC	Unit	Prepared	Analyzed	Dil Fac
Combined Radium 226 + 228	-0.0700	U	0.313	0.313	5.00	0.599	pCi/L		03/27/26 14:40	1

Client Sample ID: SCH-PZ-69I

Lab Sample ID: 705-59184-8
Matrix: Water
Date Collected: 02/26/26 14:10
Date Received: 02/27/26 15:00

Method: SW846 9315 - Radium-226 (GFPC)

Analyte	Result	Qualifier	Count Uncert. (2σ+/-)	Total Uncert. (2σ+/-)	RL	MDC	Unit	Prepared	Analyzed	Dil Fac
Radium-226	-0.0654	U	0.0505	0.0508	1.00	0.134	pCi/L	03/04/26 13:07	03/26/26 07:54	1

Carrier	*%Yield*	*Qualifier*	*Limits*	*Prepared*	*Analyzed*	*Dil Fac*
Ba Carrier	*89.4*		*30 - 110*	*03/04/26 13:07*	*03/26/26 07:54*	*1*

Method: SW846 9320 - Radium-228 (GFPC)

Analyte	Result	Qualifier	Count Uncert. (2σ+/-)	Total Uncert. (2σ+/-)	RL	MDC	Unit	Prepared	Analyzed	Dil Fac
Radium-228	0.167	U	0.341	0.342	1.00	0.593	pCi/L	03/04/26 13:10	03/17/26 12:20	1

Carrier	*%Yield*	*Qualifier*	*Limits*	*Prepared*	*Analyzed*	*Dil Fac*
Ba Carrier	*89.4*		*30 - 110*	*03/04/26 13:10*	*03/17/26 12:20*	*1*
Y Carrier	*80.0*		*30 - 110*	*03/04/26 13:10*	*03/17/26 12:20*	*1*

Method: TAL-STL Ra226_Ra228 - Combined Radium-226 and Radium-228

Analyte	Result	Qualifier	Count Uncert. (2σ+/-)	Total Uncert. (2σ+/-)	RL	MDC	Unit	Prepared	Analyzed	Dil Fac
Combined Radium 226 + 228	0.102	U	0.345	0.346	5.00	0.593	pCi/L		03/27/26 14:40	1

Client Sample ID: SCH-PZ-13S

Lab Sample ID: 705-59184-9
Matrix: Water
Date Collected: 02/27/26 10:55
Date Received: 02/27/26 15:00

Method: SW846 9315 - Radium-226 (GFPC)

Analyte	Result	Qualifier	Count Uncert. (2σ+/-)	Total Uncert. (2σ+/-)	RL	MDC	Unit	Prepared	Analyzed	Dil Fac
Radium-226	0.0242	U	0.0751	0.0752	1.00	0.139	pCi/L	03/04/26 13:07	03/26/26 07:54	1

Carrier	*%Yield*	*Qualifier*	*Limits*	*Prepared*	*Analyzed*	*Dil Fac*
Ba Carrier	*82.9*		*30 - 110*	*03/04/26 13:07*	*03/26/26 07:54*	*1*

Client Sample Results

Client: Southern Company
Project/Site: CCR - Plant Scherer Ash Pond Assessment

Job ID: 705-59184-2

Client Sample ID: SCH-PZ-13S

Lab Sample ID: 705-59184-9

Date Collected: 02/27/26 10:55
Matrix: Water
Date Received: 02/27/26 15:00

Method: SW846 9320 - Radium-228 (GFPC)

Analyte	Result	Qualifier	Count Uncert. (2σ+/-)	Total Uncert. (2σ+/-)	RL	MDC	Unit	Prepared	Analyzed	Dil Fac
Radium-228	-0.395	U	0.297	0.299	1.00	0.661	pCi/L	03/04/26 13:10	03/17/26 12:31	1

Carrier	*%Yield*	*Qualifier*	*Limits*	*Prepared*	*Analyzed*	*Dil Fac*
Ba Carrier	*82.9*		*30 - 110*	*03/04/26 13:10*	*03/17/26 12:31*	*1*
Y Carrier	*82.2*		*30 - 110*	*03/04/26 13:10*	*03/17/26 12:31*	*1*

Method: TAL-STL Ra226_Ra228 - Combined Radium-226 and Radium-228

Analyte	Result	Qualifier	Count Uncert. (2σ+/-)	Total Uncert. (2σ+/-)	RL	MDC	Unit	Prepared	Analyzed	Dil Fac
Combined Radium 226 + 228	-0.370	U	0.306	0.308	5.00	0.661	pCi/L		03/27/26 14:40	1

Tracer/Carrier Summary

Client: Southern Company
Job ID: 705-59184-2
Project/Site: CCR - Plant Scherer Ash Pond Assessment

Method: 9315 - Radium-226 (GFPC)

Matrix: Water **Prep Type: Total/NA**

		Percent Yield (Acceptance Limits)						
		Ba						
Lab Sample ID	Client Sample ID	(30-110)						
705-58788-E-2-A DU	Duplicate	78.3						
705-59184-1	SCH-PZ-39S	82.9						
705-59184-2	SCH-PZ-29S	57.4						
705-59184-3	SCH-AP1-FB-3	85.4						
705-59184-4	SCH-PZ-43S	91.4						
705-59184-5	SCH-AP1-FB-4	87.4						
705-59184-6	SCH-PZ-30I	86.9						
705-59184-7	SCH-AP1-EB-3	78.6						
705-59184-7 DU	SCH-AP1-EB-3	83.4						
705-59184-8	SCH-PZ-69I	89.4						
705-59184-9	SCH-PZ-13S	82.9						
LCS 160-759860/2-A	Lab Control Sample	82.9						
LCS 160-759863/2-A	Lab Control Sample	86.9						
MB 160-759860/1-A	Method Blank	87.4						
MB 160-759863/1-A	Method Blank	75.7						

Tracer/Carrier Legend

Ba = Ba Carrier

Method: 9320 - Radium-228 (GFPC)

Matrix: Water **Prep Type: Total/NA**

		Percent Yield (Acceptance Limits)						
		Ba	Y					
Lab Sample ID	Client Sample ID	(30-110)	(30-110)					
705-58788-E-2-B DU	Duplicate	78.3	83.0					
705-59184-1	SCH-PZ-39S	82.9	78.5					
705-59184-2	SCH-PZ-29S	57.4	81.5					
705-59184-3	SCH-AP1-FB-3	85.4	83.4					
705-59184-4	SCH-PZ-43S	91.4	84.1					
705-59184-5	SCH-AP1-FB-4	87.4	86.0					
705-59184-6	SCH-PZ-30I	86.9	82.2					
705-59184-7	SCH-AP1-EB-3	78.6	81.5					
705-59184-7 DU	SCH-AP1-EB-3	83.4	83.7					
705-59184-8	SCH-PZ-69I	89.4	80.0					
705-59184-9	SCH-PZ-13S	82.9	82.2					
LCS 160-759862/2-A	Lab Control Sample	82.9	85.2					
LCS 160-759865/2-A	Lab Control Sample	86.9	82.6					
MB 160-759862/1-A	Method Blank	87.4	80.7					
MB 160-759865/1-A	Method Blank	75.7	83.7					

Tracer/Carrier Legend

Ba = Ba Carrier
Y = Y Carrier

Method Summary

Client: Southern Company
Project/Site: CCR - Plant Scherer Ash Pond Assessment

Job ID: 705-59184-2

Method	Method Description	Protocol	Laboratory
9315	Radium-226 (GFPC)	SW846	EET SL
9320	Radium-228 (GFPC)	SW846	EET SL
Ra226_Ra228	Combined Radium-226 and Radium-228	TAL-STL	EET SL
PrecSep_0	Preparation, Precipitate Separation	None	EET SL
PrecSep-21	Preparation, Precipitate Separation (21-Day In-Growth)	None	EET SL

Protocol References:

None = None

SW846 = "Test Methods For Evaluating Solid Waste, Physical/Chemical Methods", Third Edition, November 1986 And Its Updates.

TAL-STL = TestAmerica Laboratories, St. Louis, Facility Standard Operating Procedure.

Laboratory References:

EET SL = Eurofins St. Louis, 13715 Rider Trail North, Earth City, MO 63045, TEL (314)298-8566

Lab Chronicle

Client: Southern Company
Project/Site: CCR - Plant Scherer Ash Pond Assessment

Job ID: 705-59184-2

Client Sample ID: SCH-PZ-39S

Lab Sample ID: 705-59184-1
Date Collected: 02/26/26 09:20
Matrix: Water
Date Received: 02/27/26 15:00

Prep Type	Batch Type	Batch Method	Run	Dilution Factor	Batch Number	Analyst	Lab	Prepared or Analyzed
Total/NA	Prep	PrecSep-21			759863	VLQ	EET SL	03/04/26 13:13
Total/NA	Analysis	9315		1	763151	SWS	EET SL	03/26/26 16:28
Total/NA	Prep	PrecSep_0			759865	VLQ	EET SL	03/04/26 13:16
Total/NA	Analysis	9320		1	763151	SWS	EET SL	03/26/26 09:52
Total/NA	Analysis	Ra226_Ra228		1	762845	FLC	EET SL	03/27/26 14:40

Client Sample ID: SCH-PZ-29S

Lab Sample ID: 705-59184-2
Date Collected: 02/26/26 10:07
Matrix: Water
Date Received: 02/27/26 15:00

Prep Type	Batch Type	Batch Method	Run	Dilution Factor	Batch Number	Analyst	Lab	Prepared or Analyzed
Total/NA	Prep	PrecSep-21			759860	VLQ	EET SL	03/04/26 13:07
Total/NA	Analysis	9315		1	763151	SWS	EET SL	03/26/26 07:41
Total/NA	Prep	PrecSep_0			759862	VLQ	EET SL	03/04/26 13:10
Total/NA	Analysis	9320		1	761680	SWS	EET SL	03/17/26 12:19
Total/NA	Analysis	Ra226_Ra228		1	762845	FLC	EET SL	03/27/26 14:40

Client Sample ID: SCH-AP1-FB-3

Lab Sample ID: 705-59184-3
Date Collected: 02/26/26 10:27
Matrix: Water
Date Received: 02/27/26 15:00

Prep Type	Batch Type	Batch Method	Run	Dilution Factor	Batch Number	Analyst	Lab	Prepared or Analyzed
Total/NA	Prep	PrecSep-21			759860	VLQ	EET SL	03/04/26 13:07
Total/NA	Analysis	9315		1	763151	SWS	EET SL	03/26/26 07:42
Total/NA	Prep	PrecSep_0			759862	VLQ	EET SL	03/04/26 13:10
Total/NA	Analysis	9320		1	761680	SWS	EET SL	03/17/26 12:19
Total/NA	Analysis	Ra226_Ra228		1	762845	FLC	EET SL	03/27/26 14:40

Client Sample ID: SCH-PZ-43S

Lab Sample ID: 705-59184-4
Date Collected: 02/26/26 12:48
Matrix: Water
Date Received: 02/27/26 15:00

Prep Type	Batch Type	Batch Method	Run	Dilution Factor	Batch Number	Analyst	Lab	Prepared or Analyzed
Total/NA	Prep	PrecSep-21			759860	VLQ	EET SL	03/04/26 13:07
Total/NA	Analysis	9315		1	763150	SWS	EET SL	03/26/26 07:43
Total/NA	Prep	PrecSep_0			759862	VLQ	EET SL	03/04/26 13:10
Total/NA	Analysis	9320		1	761680	SWS	EET SL	03/17/26 12:19
Total/NA	Analysis	Ra226_Ra228		1	762845	FLC	EET SL	03/27/26 14:40

Lab Chronicle

Client: Southern Company
Project/Site: CCR - Plant Scherer Ash Pond Assessment

Job ID: 705-59184-2

Client Sample ID: SCH-AP1-FB-4

Lab Sample ID: 705-59184-5
Date Collected: 02/26/26 14:10
Matrix: Water
Date Received: 02/27/26 15:00

Prep Type	Batch Type	Batch Method	Run	Dilution Factor	Batch Number	Analyst	Lab	Prepared or Analyzed
Total/NA	Prep	PrecSep-21			759860	VLQ	EET SL	03/04/26 13:07
Total/NA	Analysis	9315		1	763150	SWS	EET SL	03/26/26 07:43
Total/NA	Prep	PrecSep_0			759862	VLQ	EET SL	03/04/26 13:10
Total/NA	Analysis	9320		1	761680	SWS	EET SL	03/17/26 12:20
Total/NA	Analysis	Ra226_Ra228		1	762845	FLC	EET SL	03/27/26 14:40

Client Sample ID: SCH-PZ-30I

Lab Sample ID: 705-59184-6
Date Collected: 02/26/26 13:37
Matrix: Water
Date Received: 02/27/26 15:00

Prep Type	Batch Type	Batch Method	Run	Dilution Factor	Batch Number	Analyst	Lab	Prepared or Analyzed
Total/NA	Prep	PrecSep-21			759860	VLQ	EET SL	03/04/26 13:07
Total/NA	Analysis	9315		1	763150	SWS	EET SL	03/26/26 07:43
Total/NA	Prep	PrecSep_0			759862	VLQ	EET SL	03/04/26 13:10
Total/NA	Analysis	9320		1	761680	SWS	EET SL	03/17/26 12:20
Total/NA	Analysis	Ra226_Ra228		1	762845	FLC	EET SL	03/27/26 14:40

Client Sample ID: SCH-AP1-EB-3

Lab Sample ID: 705-59184-7
Date Collected: 02/26/26 13:57
Matrix: Water
Date Received: 02/27/26 15:00

Prep Type	Batch Type	Batch Method	Run	Dilution Factor	Batch Number	Analyst	Lab	Prepared or Analyzed
Total/NA	Prep	PrecSep-21			759860	VLQ	EET SL	03/04/26 13:07
Total/NA	Analysis	9315		1	763152	SWS	EET SL	03/26/26 07:54
Total/NA	Prep	PrecSep_0			759862	VLQ	EET SL	03/04/26 13:10
Total/NA	Analysis	9320		1	761680	SWS	EET SL	03/17/26 12:20
Total/NA	Analysis	Ra226_Ra228		1	762845	FLC	EET SL	03/27/26 14:40

Client Sample ID: SCH-PZ-69I

Lab Sample ID: 705-59184-8
Date Collected: 02/26/26 14:10
Matrix: Water
Date Received: 02/27/26 15:00

Prep Type	Batch Type	Batch Method	Run	Dilution Factor	Batch Number	Analyst	Lab	Prepared or Analyzed
Total/NA	Prep	PrecSep-21			759860	VLQ	EET SL	03/04/26 13:07
Total/NA	Analysis	9315		1	763152	SWS	EET SL	03/26/26 07:54
Total/NA	Prep	PrecSep_0			759862	VLQ	EET SL	03/04/26 13:10
Total/NA	Analysis	9320		1	761680	SWS	EET SL	03/17/26 12:20
Total/NA	Analysis	Ra226_Ra228		1	762845	FLC	EET SL	03/27/26 14:40

Lab Chronicle

Client: Southern Company
Project/Site: CCR - Plant Scherer Ash Pond Assessment

Job ID: 705-59184-2

Client Sample ID: SCH-PZ-13S

Lab Sample ID: 705-59184-9

Date Collected: 02/27/26 10:55

Matrix: Water

Date Received: 02/27/26 15:00

Prep Type	Batch Type	Batch Method	Run	Dilution Factor	Batch Number	Analyst	Lab	Prepared or Analyzed
Total/NA	Prep	PrecSep-21			759860	VLQ	EET SL	03/04/26 13:07
Total/NA	Analysis	9315		1	763152	SWS	EET SL	03/26/26 07:54
Total/NA	Prep	PrecSep_0			759862	VLQ	EET SL	03/04/26 13:10
Total/NA	Analysis	9320		1	761738	SWS	EET SL	03/17/26 12:31
Total/NA	Analysis	Ra226_Ra228		1	762845	FLC	EET SL	03/27/26 14:40

Laboratory References:

EET SL = Eurofins St. Louis, 13715 Rider Trail North, Earth City, MO 63045, TEL (314)298-8566

QC Sample Results

Client: Southern Company
Project/Site: CCR - Plant Scherer Ash Pond Assessment

Job ID: 705-59184-2

Method: 9315 - Radium-226 (GFPC)

Lab Sample ID: MB 160-759860/1-A — **Client Sample ID: Method Blank**
Matrix: Water — **Prep Type: Total/NA**
Analysis Batch: 763151 — **Prep Batch: 759860**

Analyte	MB Result	MB Qualifier	Count Uncert. (2σ+/-)	Total Uncert. (2σ+/-)	RL	MDC	Unit	Prepared	Analyzed	Dil Fac
Radium-226	0.02391	U	0.0536	0.0537	1.00	0.0989	pCi/L	03/04/26 13:07	03/26/26 07:41	1

Carrier	*MB %Yield*	*MB Qualifier*	*Limits*	*Prepared*	*Analyzed*	*Dil Fac*
Ba Carrier	*87.4*		*30 - 110*	*03/04/26 13:07*	*03/26/26 07:41*	*1*

Lab Sample ID: LCS 160-759860/2-A — **Client Sample ID: Lab Control Sample**
Matrix: Water — **Prep Type: Total/NA**
Analysis Batch: 763151 — **Prep Batch: 759860**

Analyte			Spike Added	LCS Result	LCS Qual	Total Uncert. (2σ+/-)	RL	MDC	Unit	%Rec	%Rec Limits		
Radium-226			9.57	9.967		1.06	1.00	0.121	pCi/L	104	75 - 125		

Carrier	*LCS %Yield*	*LCS Qualifier*	*Limits*
Ba Carrier	*82.9*		*30 - 110*

Lab Sample ID: 705-59184-7 DU — **Client Sample ID: SCH-AP1-EB-3**
Matrix: Water — **Prep Type: Total/NA**
Analysis Batch: 763152 — **Prep Batch: 759860**

Analyte	Sample Result	Sample Qual		DU Result	DU Qual	Total Uncert. (2σ+/-)	RL	MDC	Unit			RER	RER Limit
Radium-226	-0.0200	U		0.003948	U	0.0641	1.00	0.127	pCi/L			0.20	1

Carrier	*DU %Yield*	*DU Qualifier*	*Limits*
Ba Carrier	*83.4*		*30 - 110*

Lab Sample ID: MB 160-759863/1-A — **Client Sample ID: Method Blank**
Matrix: Water — **Prep Type: Total/NA**
Analysis Batch: 763151 — **Prep Batch: 759863**

Analyte	MB Result	MB Qualifier	Count Uncert. (2σ+/-)	Total Uncert. (2σ+/-)	RL	MDC	Unit	Prepared	Analyzed	Dil Fac
Radium-226	0.01967	U	0.163	0.163	1.00	0.331	pCi/L	03/04/26 13:13	03/26/26 16:04	1

Carrier	*MB %Yield*	*MB Qualifier*	*Limits*	*Prepared*	*Analyzed*	*Dil Fac*
Ba Carrier	*75.7*		*30 - 110*	*03/04/26 13:13*	*03/26/26 16:04*	*1*

Lab Sample ID: LCS 160-759863/2-A — **Client Sample ID: Lab Control Sample**
Matrix: Water — **Prep Type: Total/NA**
Analysis Batch: 763151 — **Prep Batch: 759863**

Analyte			Spike Added	LCS Result	LCS Qual	Total Uncert. (2σ+/-)	RL	MDC	Unit	%Rec	%Rec Limits		
Radium-226			9.57	7.517		1.06	1.00	0.288	pCi/L	79	75 - 125		

Method: 9315 - Radium-226 (GFPC) (Continued)

Lab Sample ID: LCS 160-759863/2-A — **Client Sample ID: Lab Control Sample**
Matrix: Water — **Prep Type: Total/NA**
Analysis Batch: 763151 — **Prep Batch: 759863**

Carrier	LCS %Yield	LCS Qualifier	Limits
Ba Carrier	86.9		30 - 110

Lab Sample ID: 705-58788-E-2-A DU — **Client Sample ID: Duplicate**
Matrix: Water — **Prep Type: Total/NA**
Analysis Batch: 763152 — **Prep Batch: 759863**

Analyte	Sample Result	Sample Qual		DU Result	DU Qual	Total Uncert. (2σ+/-)	RL	MDC	Unit			RER	RER Limit
Radium-226	-0.100	U		-0.08318	U	0.139	1.00	0.346	pCi/L			0.06	1

Carrier	DU %Yield	DU Qualifier	Limits
Ba Carrier	78.3		30 - 110

Method: 9320 - Radium-228 (GFPC)

Lab Sample ID: MB 160-759862/1-A — **Client Sample ID: Method Blank**
Matrix: Water — **Prep Type: Total/NA**
Analysis Batch: 761680 — **Prep Batch: 759862**

Analyte	MB Result	MB Qualifier	Count Uncert. (2σ+/-)	Total Uncert. (2σ+/-)	RL	MDC	Unit	Prepared	Analyzed	Dil Fac
Radium-228	-0.1126	U	0.282	0.282	1.00	0.566	pCi/L	03/04/26 13:10	03/17/26 12:17	1

Carrier	MB %Yield	MB Qualifier	Limits	Prepared	Analyzed	Dil Fac
Ba Carrier	87.4		30 - 110	03/04/26 13:10	03/17/26 12:17	1
Y Carrier	80.7		30 - 110	03/04/26 13:10	03/17/26 12:17	1

Lab Sample ID: LCS 160-759862/2-A — **Client Sample ID: Lab Control Sample**
Matrix: Water — **Prep Type: Total/NA**
Analysis Batch: 761680 — **Prep Batch: 759862**

Analyte			Spike Added	LCS Result	LCS Qual	Total Uncert. (2σ+/-)	RL	MDC	Unit	%Rec	%Rec Limits		
Radium-228			9.33	9.411		1.32	1.00	0.576	pCi/L	101	75 - 125		

Carrier	LCS %Yield	LCS Qualifier	Limits
Ba Carrier	82.9		30 - 110
Y Carrier	85.2		30 - 110

Lab Sample ID: 705-59184-7 DU — **Client Sample ID: SCH-AP1-EB-3**
Matrix: Water — **Prep Type: Total/NA**
Analysis Batch: 761680 — **Prep Batch: 759862**

Analyte	Sample Result	Sample Qual		DU Result	DU Qual	Total Uncert. (2σ+/-)	RL	MDC	Unit			RER	RER Limit
Radium-228	-0.0500	U		0.03359	U	0.289	1.00	0.537	pCi/L			0.14	1

Method: 9320 - Radium-228 (GFPC) (Continued)

Lab Sample ID: 705-59184-7 DU
Matrix: Water
Analysis Batch: 761680

Client Sample ID: SCH-AP1-EB-3
Prep Type: Total/NA
Prep Batch: 759862

Carrier	DU %Yield	DU Qualifier	Limits
Ba Carrier	83.4		30 - 110
Y Carrier	83.7		30 - 110

Lab Sample ID: MB 160-759865/1-A
Matrix: Water
Analysis Batch: 763169

Client Sample ID: Method Blank
Prep Type: Total/NA
Prep Batch: 759865

Analyte	MB Result	MB Qualifier	Count Uncert. (2σ+/-)	Total Uncert. (2σ+/-)	RL	MDC	Unit	Prepared	Analyzed	Dil Fac
Radium-228	0.4313	U	0.487	0.489	1.00	0.799	pCi/L	03/04/26 13:16	03/26/26 09:49	1

Carrier	MB %Yield	MB Qualifier	Limits	Prepared	Analyzed	Dil Fac
Ba Carrier	75.7		30 - 110	03/04/26 13:16	03/26/26 09:49	1
Y Carrier	83.7		30 - 110	03/04/26 13:16	03/26/26 09:49	1

Lab Sample ID: LCS 160-759865/2-A
Matrix: Water
Analysis Batch: 763169

Client Sample ID: Lab Control Sample
Prep Type: Total/NA
Prep Batch: 759865

Analyte			Spike Added	LCS Result	LCS Qual	Total Uncert. (2σ+/-)	RL	MDC	Unit	%Rec	%Rec Limits		
Radium-228			9.30	11.78		1.57	1.00	0.680	pCi/L	127	75 - 125		

Carrier	LCS %Yield	LCS Qualifier	Limits
Ba Carrier	86.9		30 - 110
Y Carrier	82.6		30 - 110

Lab Sample ID: 705-58788-E-2-B DU
Matrix: Water
Analysis Batch: 763169

Client Sample ID: Duplicate
Prep Type: Total/NA
Prep Batch: 759865

Analyte	Sample Result	Sample Qual		DU Result	DU Qual	Total Uncert. (2σ+/-)	RL	MDC	Unit			RER	RER Limit
Radium-228	0.385	U		0.6073	U	0.470	1.00	0.722	pCi/L			0.24	1

Carrier	DU %Yield	DU Qualifier	Limits
Ba Carrier	78.3		30 - 110
Y Carrier	83.0		30 - 110

Accreditation/Certification Summary

Client: Southern Company
Job ID: 705-59184-2
Project/Site: CCR - Plant Scherer Ash Pond Assessment

Laboratory: Eurofins St. Louis

The accreditations/certifications listed below are applicable to this report.

Authority	Program	Identification Number	Expiration Date
Florida	NELAP	E87689	06-30-26

eurofins | Environment Testing

ANALYTICAL REPORT

PREPARED FOR

Attn: Joju Abraham
Southern Company
241 Ralph McGill Blvd SE
B10185
Atlanta, Georgia (St) 30308

Generated 4/2/2026 1:23:12 PM

JOB DESCRIPTION

CCR - Plant Scherer Ash Pond Assessment

JOB NUMBER

705-59336-2

Eurofins Atlanta
3080 Presidential Dr
Atlanta GA 30340

See page two for job notes and contact information.

my EOL

Eurofins Atlanta

Job Notes

The test results in this report relate only to the samples as received by the laboratory and will meet all requirements of the methodology, with any exceptions noted. This report shall not be reproduced except in full, without the express written approval of the laboratory. All questions should be directed to the Eurofins Environment Testing Southeast, LLC Project Manager.

Authorization

Generated
4/2/2026 1:23:12 PM

Authorized for release by
David Fuller, Project Manager
David.Fuller@et.eurofinsus.com
(770)344-8986

Table of Contents

Cover Page 1
Table of Contents 3
Sample Summary 4
Chain of Custody 5
Receipt Checklists 7
Definitions/Glossary 9
Case Narrative 10
Client Sample Results 11
Tracer Carrier Summary 12
Method Summary 13
Lab Chronicle 14
QC Sample Results 15
Certification Summary 17

Sample Summary

Client: Southern Company
Project/Site: CCR - Plant Scherer Ash Pond Assessment

Job ID: 705-59336-2

Lab Sample ID	Client Sample ID	Matrix	Collected	Received	Sample Origin
705-59336-1	SCH-PZ-70	Water	03/02/26 12:44	03/03/26 14:05	Georgia (St)

rofins Atlanta
) Presidential Dr
nta, GA 30340
ne (770) 457-8177

Chain of Custody Record

eurofins | Environment Testing

ent Information	Sampler: Dana Bloomfield	Lab PM: David Fuller / Phone: 770-344-8986	Carrier Tracking No(s):	COC No:
Contact: Abraham	Phone: 404-242-7557	E-Mail: David.Fuller@ET.EurofinsUS.com	State of Origin: GA	Page: Page 1 of 1
any: thern Company	PWSID:			Job #:
ss: Ralph McGill Blvd SE B10185	Due Date Requested:			
nta	TAT Requested (days): Standard			
Zip: 30308	Compliance Project: X Yes Δ No			
e:	Lab Project #: 70504534 (DO NOT REMOVE)			
: raham@southernco.com	Lab PO #: GPC82130-0003 / PO Line #1			
t Name: - Plant Scherer Ash Pond Assessment	Project #:			
	SSOW#:			

Analysis Requested

Preservation Codes:
D - HNO3
N - None

Other:

Task_Code: SCH-CCR-ASSMT-2026S1

Special Instructions/Notes:

ple Identification	Sample Date	Sample Time	Sample Type (C=comp, G=grab)	Matrix (W=water, S=solid, O=waste/oil, BT=Tissue, A=Air)	Field Filtered Sample (Yes or No)	Perform MS/MSD (Yes or No)	300_ORGFM_28D - Chloride, Fluoride, Sulfate	2540C_Calcd - Total Dissolved Solids (TDS)	6010D- App III Metals + Lithium	6020B - App IV Metals + Mg, Na, K, Fe	7470A - App IV Mercury	9315_Ra226 - Radium-226 (GFPC) - 21 day decay	9320_Ra228 - Radium-228 (GFPC) - 21 day decay	Ra226Ra228_GFPC - Combined Radium 226 and 228	2320B - Total Alkalinity	Total Number of containers
			Preservation Code:				N	N	D	D	D	D	D	D	N	
4 PZ-70	3/2/26	12:44	G	WG			X	X	X	X	X	X	X	X	X	5

705-59336 COC

sible Hazard Identification
X Non-Hazard ☐ Flammable ☐ Skin Irritant ☐ Poison B ☐ Unknown ☐ Radiological

Sample Disposal (A fee may be assessed if samples are retained longer than 1 month)
☐ Return To Client ☒ Disposal By Lab ☐ Archive For _____ Months

verable Requested: I, II, III, IV, Other (specify) D

Special Instructions/QC Requirements:

ty Kit Relinquished by:	Date:	Time:	Method of Shipment:

quished by:	Date/Time: 3/3/26 1405	Company WSP	Received by:	Date/Time: 3/3/26 1405	Company
quished by:	Date/Time:	Company	Received by:	Date/Time:	Company
quished by:	Date/Time:	Company	Received by:	Date/Time:	Company

stody Seals Intact: Custody Seal No.: Cooler Temperature(s) °C and Other Remarks: 0.9, 0.5, 0.7 IR2669

4/2/2026

Eurofins Atlanta
3080 Presidential Dr
Atlanta, GA 30340
Phone: 770-457-8177 Fax: 770-457-8188

Chain of Custody Record

eurofins | Environment Testing

Client Information (Sub Contract Lab)	Sampler: N/A	Lab PM: Fuller, David	Carrier Tracking No(s): N/A	COC No: 705-106755.1
Client Contact: Shipping/Receiving	Phone: N/A	E-Mail: David.Fuller@et.eurofinsus.com	State of Origin: Georgia	Page: Page 1 of 1
Company: TestAmerica Laboratories, Inc.		Accreditations Required (See note): NELAP - Florida; State - Georgia		Job #: 705-59336-1
Address: 13715 Rider Trail North, ,	Due Date Requested: 3/13/2026			Preservation Codes: -
City: Earth City	TAT Requested (days): N/A			
State, Zip: MO, 63045				
Phone: 314-298-8566(Tel) 314-298-8757(Fax)	PO #: N/A			
Email: N/A	WO #: N/A			
Project Name: CCR - Plant Scherer Ash Pond	Project #: 70504534			
Site: N/A	SSOW#: N/A			Other: N/A

Analysis Requested

Sample Identification - Client ID (Lab ID)	Sample Date	Sample Time	Sample Type (C=comp, G=grab)	Matrix (W=water, S=solid, O=waste/oil, BT=Tissue, A=Air)	Field Filtered Sample (Yes or No)	Perform MS/MSD (Yes or No)	9315_Ra226/PrecSep_21Radium-226 (GFPC) - 21 day decay	9320_Ra228/PrecSep_0Radium-228 (GFPC) 21 day decay	Ra226Ra228_GFPCCombined Radium-226 and Radium-228	Total Number of containers	Special Instructions/Note:
			Preservation Code:								
SCH-PZ-70 (705-59336-1)	3/2/26	12:44 Eastern	G	Water			X	X	X	2	

Note: Since laboratory accreditations are subject to change, Eurofins Environment Testing Southeast, LLC places the ownership of method, analyte & accreditation compliance upon our subcontract laboratories. This sample shipment is forwarded under chain-of-custody. If the laboratory does not currently maintain accreditation in the State of Origin listed above for analysis/tests/matrix being analyzed, the samples must be shipped back to the Eurofins Environment Testing Southeast, LLC laboratory or other instructions will be provided. Any changes to accreditation status should be brought to Eurofins Environment Testing Southeast, LLC attention immediately. If all requested accreditations are current to date, return the signed Chain of Custody attesting to said compliance to Eurofins Environment Testing Southeast, LLC.

Possible Hazard Identification	*Sample Disposal (A fee may be assessed if samples are retained longer than 1 month)*
Unconfirmed	☐ *Return To Client* ☐ *Disposal By Lab* ☐ *Archive For* _____ *Months*
Deliverable Requested: I, II, III, IV, Other (specify) Primary Deliverable Rank: 2	Special Instructions/QC Requirements:

Empty Kit Relinquished by:	Date:	Time:	Method of Shipment:

Relinquished by:	Date/Time:	Company	Received by:	Date/Time:	Company
	3/3/26 (10)			0920 MAR 04 2026	
Relinquished by:	Date/Time:	Company	Received by: Cheyenne Forrest	Date/Time:	Company
Relinquished by:	Date/Time:	Company	Received by:	Date/Time:	Company

Custody Seals Intact: Δ Yes Δ No	Custody Seal No.:	Cooler Temperature(s) °C and Other Remarks:

Ver: 10/10/2024

Login Sample Receipt Checklist

Client: Southern Company

Job Number: 705-59336-2

Login Number: 59336
List Number: 1
Creator: Gay, Dalton

List Source: Eurofins Atlanta

Question	Answer	Comment
The cooler's custody seal, if present, is intact.	True	
The cooler does not appear to have been compromised or tampered with.	True	
Samples were received on ice.	True	
Cooler Temperature is acceptable.	True	
Cooler Temperature is recorded.	True	
COC present.	True	
COC is filled out in ink and legible.	True	
COC is filled out with all pertinent information.	True	
Sample custody seals, if present, are intact.	True	
Sample collection date/times are provided.	True	
The samples do not appear to have been compromised or tampered with.	True	
Containers are not broken or leaking.	True	
There are no discrepancies between the containers received and the COC.	True	
Sample containers have legible labels.	True	
Appropriate sample containers were rec'd and sufficient volume for all analyses.	True	
Samples are received within Holding Time (excluding tests with immediate HTs).	True	
Containers requiring zero headspace have no headspace or bubble is <6mm (1/4").	True	
Is there sufficient air space in bottle for bacteriological analysis.	N/A	

This receipt checklist is generated for all samples received in this Login. It may not be applicable to all Jobs associated with this Login.

Login Sample Receipt Checklist

Client: Southern Company

Job Number: 705-59336-2

Login Number: 59336
List Number: 2
Creator: Forrest, Cheyenne L

List Source: Eurofins St. Louis
List Creation: 03/04/26 01:26 PM

Question	Answer	Comment
Radioactivity wasn't checked or is </= background as measured by a survey meter.	True	
The cooler's custody seal, if present, is intact.	True	
Sample custody seals, if present, are intact.	True	
The cooler or samples do not appear to have been compromised or tampered with.	True	
Samples were received on ice.	N/A	
Cooler Temperature is acceptable.	True	
Cooler Temperature is recorded.	True	
COC is present.	True	
COC is filled out in ink and legible.	True	
COC is filled out with all pertinent information.	True	
Is the Field Sampler's name present on COC?	N/A	
There are no discrepancies between the containers received and the COC.	True	
Samples are received within Holding Time (excluding tests with immediate HTs)	True	
Sample containers have legible labels.	True	
Containers are not broken or leaking.	True	
Sample collection date/times are provided.	True	
Appropriate sample containers are used.	True	
Sample bottles are completely filled.	True	
Sample Preservation Verified.	True	
There is sufficient vol. for all requested analyses, incl. any requested MS/MSDs	True	
Containers requiring zero headspace have no headspace or bubble is <6mm (1/4").	N/A	
Multiphasic samples are not present.	True	
Samples do not require splitting or compositing.	True	
Residual Chlorine Checked.	N/A	

This receipt checklist is generated for all samples received in this Login. It may not be applicable to all Jobs associated with this Login.

Definitions/Glossary

Client: Southern Company
Project/Site: CCR - Plant Scherer Ash Pond Assessment

Job ID: 705-59336-2

Qualifiers

Rad

Qualifier	Qualifier Description
U	Result is less than the sample detection limit.

Glossary

Abbreviation	These commonly used abbreviations may or may not be present in this report.
☼	Listed under the "D" column to designate that the result is reported on a dry weight basis
%R	Percent Recovery
CFL	Contains Free Liquid
CFU	Colony Forming Unit
CNF	Contains No Free Liquid
DER	Duplicate Error Ratio (normalized absolute difference)
Dil Fac	Dilution Factor
DL	Detection Limit (DoD/DOE)
DL, RA, RE, IN	Indicates a Dilution, Re-analysis, Re-extraction, or additional Initial metals/anion analysis of the sample
DLC	Decision Level Concentration (Radiochemistry)
EDL	Estimated Detection Limit (Dioxin)
LOD	Limit of Detection (DoD/DOE)
LOQ	Limit of Quantitation (DoD/DOE)
MCL	EPA recommended "Maximum Contaminant Level"
MDA	Minimum Detectable Activity (Radiochemistry)
MDC	Minimum Detectable Concentration (Radiochemistry)
MDL	Method Detection Limit
ML	Minimum Level (Dioxin)
MPN	Most Probable Number
MQL	Method Quantitation Limit
NC	Not Calculated
ND	Not Detected at the reporting limit (or MDL or EDL if shown)
NEG	Negative / Absent
POS	Positive / Present
PQL	Practical Quantitation Limit
PRES	Presumptive
QC	Quality Control
RER	Relative Error Ratio (Radiochemistry)
RL	Reporting Limit or Requested Limit (Radiochemistry)
RPD	Relative Percent Difference, a measure of the relative difference between two points
TEF	Toxicity Equivalent Factor (Dioxin)
TEQ	Toxicity Equivalent Quotient (Dioxin)
TNTC	Too Numerous To Count

Job Narrative
705-59336-2

The analytical test results presented in this report meet all requirements of the associated regulatory program listed on the Accreditation/Certification Summary Page, unless otherwise noted. Data qualifiers and/or narrative comments are included to explain any exceptions, if applicable. Regulated compliance samples (e.g. SDWA, NPDES) must comply with associated agency requirements/permits.

- Matrix-specific batch QC (e.g., MS, MSD, SD) may not be reported when insufficient sample volume is available or when site-specific QC samples are not submitted. In such cases, a Laboratory Control Sample Duplicate (LCSD) may be analyzed to provide precision data for the batch.
- For samples analyzed using surrogate and/or isotope dilution analytes, any recoveries falling outside of established acceptance criteria are re-prepared and/or re-analyzed to confirm results, unless the deviation is due to sample dilution or otherwise explained in the case narrative.

Receipt
The sample was received on 3/3/2026 2:05 PM. Unless otherwise noted below, the sample arrived in good condition, and, where required, properly preserved and on ice. The temperature of the cooler at receipt time was 0.7°C.

Gas Flow Proportional Counter
No additional analytical or quality issues were noted, other than those described above or in the Definitions/ Glossary page.

Rad
No additional analytical or quality issues were noted, other than those described above or in the Definitions/ Glossary page.

Client Sample Results

Client: Southern Company
Project/Site: CCR - Plant Scherer Ash Pond Assessment

Job ID: 705-59336-2

Client Sample ID: SCH-PZ-70

Lab Sample ID: 705-59336-1

Date Collected: 03/02/26 12:44
Date Received: 03/03/26 14:05

Matrix: Water

Method: SW846 9315 - Radium-226 (GFPC)

Analyte	Result	Qualifier	Count Uncert. (2σ+/-)	Total Uncert. (2σ+/-)	RL	MDC	Unit	Prepared	Analyzed	Dil Fac
Radium-226	-0.00389	U	0.0841	0.0841	1.00	0.169	pCi/L	03/06/26 07:43	03/31/26 19:14	1

Carrier	*%Yield*	*Qualifier*	*Limits*	*Prepared*	*Analyzed*	*Dil Fac*
Ba Carrier	*76.9*		*30 - 110*	*03/06/26 07:43*	*03/31/26 19:14*	*1*

Method: SW846 9320 - Radium-228 (GFPC)

Analyte	Result	Qualifier	Count Uncert. (2σ+/-)	Total Uncert. (2σ+/-)	RL	MDC	Unit	Prepared	Analyzed	Dil Fac
Radium-228	0.201	U	0.360	0.360	1.00	0.620	pCi/L	03/06/26 07:45	03/24/26 12:20	1

Carrier	*%Yield*	*Qualifier*	*Limits*	*Prepared*	*Analyzed*	*Dil Fac*
Ba Carrier	*76.9*		*30 - 110*	*03/06/26 07:45*	*03/24/26 12:20*	*1*
Y Carrier	*85.2*		*30 - 110*	*03/06/26 07:45*	*03/24/26 12:20*	*1*

Method: TAL-STL Ra226_Ra228 - Combined Radium-226 and Radium-228

Analyte	Result	Qualifier	Count Uncert. (2σ+/-)	Total Uncert. (2σ+/-)	RL	MDC	Unit	Prepared	Analyzed	Dil Fac
Combined Radium 226 + 228	0.197	U	0.370	0.370	5.00	0.620	pCi/L		04/01/26 15:57	1

Tracer/Carrier Summary

Client: Southern Company
Job ID: 705-59336-2
Project/Site: CCR - Plant Scherer Ash Pond Assessment

Method: 9315 - Radium-226 (GFPC)

Matrix: Water **Prep Type: Total/NA**

		Percent Yield (Acceptance Limits)							
		Ba							
Lab Sample ID	Client Sample ID	(30-110)							
400-290823-D-7-A DU	Duplicate	84.9							
705-59336-1	SCH-PZ-70	76.9							
LCS 160-760226/2-A	Lab Control Sample	84.6							
MB 160-760226/1-A	Method Blank	85.7							

Tracer/Carrier Legend

Ba = Ba Carrier

Method: 9320 - Radium-228 (GFPC)

Matrix: Water **Prep Type: Total/NA**

		Percent Yield (Acceptance Limits)							
		Ba	Y						
Lab Sample ID	Client Sample ID	(30-110)	(30-110)						
400-290823-D-7-B DU	Duplicate	84.9	82.2						
705-59336-1	SCH-PZ-70	76.9	85.2						
LCS 160-760228/2-A	Lab Control Sample	84.6	83.4						
MB 160-760228/1-A	Method Blank	85.7	83.7						

Tracer/Carrier Legend

Ba = Ba Carrier

Y = Y Carrier

Method Summary

Client: Southern Company
Project/Site: CCR - Plant Scherer Ash Pond Assessment

Job ID: 705-59336-2

Method	Method Description	Protocol	Laboratory
9315	Radium-226 (GFPC)	SW846	EET SL
9320	Radium-228 (GFPC)	SW846	EET SL
Ra226_Ra228	Combined Radium-226 and Radium-228	TAL-STL	EET SL
PrecSep_0	Preparation, Precipitate Separation	None	EET SL
PrecSep-21	Preparation, Precipitate Separation (21-Day In-Growth)	None	EET SL

Protocol References:

None = None

SW846 = "Test Methods For Evaluating Solid Waste, Physical/Chemical Methods", Third Edition, November 1986 And Its Updates.

TAL-STL = TestAmerica Laboratories, St. Louis, Facility Standard Operating Procedure.

Laboratory References:

EET SL = Eurofins St. Louis, 13715 Rider Trail North, Earth City, MO 63045, TEL (314)298-8566

Lab Chronicle

Client: Southern Company
Project/Site: CCR - Plant Scherer Ash Pond Assessment

Job ID: 705-59336-2

Client Sample ID: SCH-PZ-70

Lab Sample ID: 705-59336-1

Date Collected: 03/02/26 12:44

Matrix: Water

Date Received: 03/03/26 14:05

Prep Type	Batch Type	Batch Method	Run	Dilution Factor	Batch Number	Analyst	Lab	Prepared or Analyzed
Total/NA	Prep	PrecSep-21			760226	VLQ	EET SL	03/06/26 07:43
Total/NA	Analysis	9315		1	763776	SWS	EET SL	03/31/26 19:14
Total/NA	Prep	PrecSep_0			760228	VLQ	EET SL	03/06/26 07:45
Total/NA	Analysis	9320		1	762761	SWS	EET SL	03/24/26 12:20
Total/NA	Analysis	Ra226_Ra228		1	764012	FLC	EET SL	04/01/26 15:57

Laboratory References:

EET SL = Eurofins St. Louis, 13715 Rider Trail North, Earth City, MO 63045, TEL (314)298-8566

QC Sample Results

Client: Southern Company
Project/Site: CCR - Plant Scherer Ash Pond Assessment

Job ID: 705-59336-2

Method: 9315 - Radium-226 (GFPC)

Lab Sample ID: MB 160-760226/1-A — **Client Sample ID: Method Blank**
Matrix: Water — **Prep Type: Total/NA**
Analysis Batch: 763775 — **Prep Batch: 760226**

Analyte	MB Result	MB Qualifier	Count Uncert. (2σ+/-)	Total Uncert. (2σ+/-)	RL	MDC	Unit	Prepared	Analyzed	Dil Fac
Radium-226	0.0000	U	0.0293	0.0293	1.00	0.0690	pCi/L	03/06/26 07:43	03/31/26 17:28	1

Carrier	*MB %Yield*	*MB Qualifier*	*Limits*	*Prepared*	*Analyzed*	*Dil Fac*
Ba Carrier	*85.7*		*30 - 110*	*03/06/26 07:43*	*03/31/26 17:28*	*1*

Lab Sample ID: LCS 160-760226/2-A — **Client Sample ID: Lab Control Sample**
Matrix: Water — **Prep Type: Total/NA**
Analysis Batch: 763775 — **Prep Batch: 760226**

Analyte			Spike Added	LCS Result	LCS Qual	Total Uncert. (2σ+/-)	RL	MDC	Unit	%Rec	%Rec Limits		
Radium-226			9.57	8.713		0.928	1.00	0.0721	pCi/L	91	75 - 125		

Carrier	*LCS %Yield*	*LCS Qualifier*	*Limits*
Ba Carrier	*84.6*		*30 - 110*

Lab Sample ID: 400-290823-D-7-A DU — **Client Sample ID: Duplicate**
Matrix: Water — **Prep Type: Total/NA**
Analysis Batch: 763776 — **Prep Batch: 760226**

Analyte	Sample Result	Sample Qual		DU Result	DU Qual	Total Uncert. (2σ+/-)	RL	MDC	Unit			RER	RER Limit
Radium-226	-0.00835	U		0.0000	U	0.0749	1.00	0.148	pCi/L			0.06	1

Carrier	*DU %Yield*	*DU Qualifier*	*Limits*
Ba Carrier	*84.9*		*30 - 110*

Method: 9320 - Radium-228 (GFPC)

Lab Sample ID: MB 160-760228/1-A — **Client Sample ID: Method Blank**
Matrix: Water — **Prep Type: Total/NA**
Analysis Batch: 762823 — **Prep Batch: 760228**

Analyte	MB Result	MB Qualifier	Count Uncert. (2σ+/-)	Total Uncert. (2σ+/-)	RL	MDC	Unit	Prepared	Analyzed	Dil Fac
Radium-228	0.08431	U	0.302	0.302	1.00	0.544	pCi/L	03/06/26 07:45	03/24/26 12:28	1

Carrier	*MB %Yield*	*MB Qualifier*	*Limits*	*Prepared*	*Analyzed*	*Dil Fac*
Ba Carrier	*85.7*		*30 - 110*	*03/06/26 07:45*	*03/24/26 12:28*	*1*
Y Carrier	*83.7*		*30 - 110*	*03/06/26 07:45*	*03/24/26 12:28*	*1*

Method: 9320 - Radium-228 (GFPC) (Continued)

Lab Sample ID: LCS 160-760228/2-A
Client Sample ID: Lab Control Sample
Matrix: Water
Prep Type: Total/NA
Analysis Batch: 762823
Prep Batch: 760228

Analyte			Spike Added	LCS Result	LCS Qual	Total Uncert. (2σ+/-)	RL	MDC	Unit	%Rec	%Rec Limits		
Radium-228			9.31	10.78		1.45	1.00	0.523	pCi/L	116	75 - 125		

Carrier	*LCS %Yield*	*LCS Qualifier*	*Limits*
Ba Carrier	*84.6*		*30 - 110*
Y Carrier	*83.4*		*30 - 110*

Lab Sample ID: 400-290823-D-7-B DU
Client Sample ID: Duplicate
Matrix: Water
Prep Type: Total/NA
Analysis Batch: 762823
Prep Batch: 760228

Analyte	Sample Result	Sample Qual		DU Result	DU Qual	Total Uncert. (2σ+/-)	RL	MDC	Unit			RER	RER Limit
Radium-228	0.157	U		0.1120	U	0.330	1.00	0.587	pCi/L			0.06	1

Carrier	*DU %Yield*	*DU Qualifier*	*Limits*
Ba Carrier	*84.9*		*30 - 110*
Y Carrier	*82.2*		*30 - 110*

Accreditation/Certification Summary

Client: Southern Company
Job ID: 705-59336-2
Project/Site: CCR - Plant Scherer Ash Pond Assessment

Laboratory: Eurofins St. Louis

The accreditations/certifications listed below are applicable to this report.

Authority	Program	Identification Number	Expiration Date
Florida	NELAP	E87689	06-30-26

APPENDIX B

Analytical Results
May 2026

eurofins | Environment Testing

ANALYTICAL REPORT

PREPARED FOR

Attn: Joju Abraham
Southern Company
241 Ralph McGill Blvd SE
B10185
Atlanta, Georgia (St) 30308

Generated 6/4/2026 6:23:07 PM

JOB DESCRIPTION

CCR - Plant Scherer Ash Pond

JOB NUMBER

705-67370-1

Eurofins Atlanta
3080 Presidential Dr
Atlanta GA 30340

See page two for job notes and contact information.

my EOL

Eurofins Atlanta

Job Notes

The test results in this report relate only to the samples as received by the laboratory and will meet all requirements of the methodology, with any exceptions noted. This report shall not be reproduced except in full, without the express written approval of the laboratory. All questions should be directed to the Eurofins Environment Testing Southeast, LLC Project Manager.

Authorization

Generated
6/4/2026 6:23:07 PM

Authorized for release by
David Fuller, Project Manager
David.Fuller@et.eurofinsus.com
(770)344-8986

Table of Contents

Cover Page 1
Table of Contents 3
Sample Summary 4
Chain of Custody 5
Receipt Checklists 6
Definitions/Glossary 7
Case Narrative 8
Detection Summary 9
Client Sample Results 11
Method Summary 15
Lab Chronicle 16
QC Sample Results 18
Certification Summary 25

Sample Summary

Client: Southern Company
Project/Site: CCR - Plant Scherer Ash Pond

Job ID: 705-67370-1

Lab Sample ID	Client Sample ID	Matrix	Collected	Received	Sample Origin
705-67370-1	SCH-SGWC-10A	Water	05/19/26 10:48	05/19/26 18:18	Georgia (St)
705-67370-2	SCH-AP1-FD-1	Water	05/19/26 00:00	05/19/26 18:18	Georgia (St)
705-67370-3	SCH-AP1-FB-1	Water	05/19/26 10:35	05/19/26 18:18	Georgia (St)
705-67370-4	SCH-AP1-EB-1	Water	05/19/26 10:30	05/19/26 18:18	Georgia (St)

3080 Presidential Dr
Atlanta, GA 30340
Phone (770) 457-8177

Chain of Custody Record

eurofins | Environment Testing

Client Information	Sampler: Dana Bloomfield	Lab PM: David Fuller / Phone: 770-344-8986	Carrier Tracking No(s):	COC No:
Client Contact: Joju Abraham	Phone: 404-242-7557	E-Mail: David.Fuller@ET.EurofinsUS.com	State of Origin: GA	Page: Page 1 of 1
Company: Southern Company	PWSID:			Job #:
Address: 241 Ralph McGill Blvd SE B10185	Due Date Requested:			
City: Atlanta	TAT Requested (days):			
State, Zip: GA, 30308	Compliance Project: Δ Yes Δ No			
Phone:	Lab Project #: 70504534 (DO NOT REMOVE)			
Email: JAbraham@southernco.com	Lab PO #: GPC82130-0003 / PO Line #1			
Project Name: CCR - Plant Scherer Ash Pond	Project #:			
Site:	SSOW#:			

Analysis Requested

Preservation Codes:
D - HNO3
N - None

705-67370 COC

Other:

Task_Code: SCH-CCR-OTH-20250519

Special Instructions/Notes:

Sample Identification	Sample Date	Sample Time	Sample Type (C=comp, G=grab)	Matrix (W=water, S=solid, O=waste/oil, BT=Tissue, A=Air)	Field Filtered Sample (Yes or No)	Perform MS/MSD (Yes or No)	300_ORGFM_28D - Chloride, Fluoride, Sulfate	2540C_Calcd - Total Dissolved Solids (TDS)	6010D - App III Metals + Lithium	6020B - App IV Metals + Mg, Na, K, Fe	2320B - Alkalinity (HCO3/CO3/Total)	7470A - App IV Mercury	9315_Ra226 - Radium-226 (GFPC) - 21 day decay	9320_Ra228 - Radium-228 (GFPC) - 21 day decay	Ra226Ra228_GFPC - Combined Radium 226 and 228				Total Number of containers	Special Instructions/Notes
			Preservation Code:				N	N	D	D	N	D	D	D	D					
SCH-SGWC-10A	5/19/26	10:48	G	WG			X	X	X	X	X	X	X	X	X				7	EXTRA RADS
SCH-AP1-FD-1	5/19/26	-	G	WG			X	X	X	X	X	X	X	X	X				5	
SCH-AP1-FB-1	5/19/26	10:35	G	WQ			X	X	X	X	X	X	X	X	X				5	
SCH-AP1-EB-1	5/19/26	10:30	G	WQ			X	X	X	X	X	X	X	X	X				5	

705-67370 Chain of Custody

Possible Hazard Identification
☒ Non-Hazard ☐ Flammable ☐ Skin Irritant ☐ Poison B ☐ Unknown ☐ Radiological

Sample Disposal (A fee may be assessed if samples are retained longer than 1 month)
☐ Return To Client ☒ Disposal By Lab ☐ Archive For _____ Months

Deliverable Requested: I, II, III, IV, Other (specify)

Special Instructions/QC Requirements:

Empty Kit Relinquished by:	Date:	Time:	Method of Shipment:			
Relinquished by:	Date/Time: 5/19/26 1818	Company WSP	Received by:	Date/Time: 5/19/26 18:18	Company	
Relinquished by:	Date/Time:	Company	Received by:	Date/Time:	Company	
Relinquished by:	Date/Time:	Company	Received by:	Date/Time:	Company	

Custody Seals Intact: | Custody Seal No.:

Cooler Temperature(s) °C and Other Remarks: 4.6°C, 3.2°C #2669

6/4/2026

Login Sample Receipt Checklist

Client: Southern Company

Job Number: 705-67370-1

Login Number: 67370
List Number: 1
Creator: Ceclu, Rodica

List Source: Eurofins Atlanta

Question	Answer	Comment
The cooler's custody seal, if present, is intact.	True	
The cooler does not appear to have been compromised or tampered with.	True	
Samples were received on ice.	True	
Cooler Temperature is acceptable.	True	
Cooler Temperature is recorded.	True	
COC present.	True	
COC is filled out in ink and legible.	True	
COC is filled out with all pertinent information.	True	
Sample custody seals, if present, are intact.	True	
Sample collection date/times are provided.	True	
The samples do not appear to have been compromised or tampered with.	True	
Containers are not broken or leaking.	True	
There are no discrepancies between the containers received and the COC.	True	
Sample containers have legible labels.	True	
Appropriate sample containers were rec'd and sufficient volume for all analyses.	True	
Samples are received within Holding Time (excluding tests with immediate HTs).	True	
Containers requiring zero headspace have no headspace or bubble is <6mm (1/4").	N/A	
Is there sufficient air space in bottle for bacteriological analysis.	N/A	

This receipt checklist is generated for all samples received in this Login. It may not be applicable to all Jobs associated with this Login.

Definitions/Glossary

Client: Southern Company
Project/Site: CCR - Plant Scherer Ash Pond

Job ID: 705-67370-1

Qualifiers

HPLC/IC

Qualifier	Qualifier Description
J	Result is less than the RL but greater than or equal to the MDL and the concentration is an approximate value.

Metals

Qualifier	Qualifier Description
^+	Continuing Calibration Verification (CCV) is outside acceptance limits, high biased.
4	MS, MSD: The analyte present in the original sample is greater than 4 times the matrix spike concentration; therefore, control limits are not applicable.
B	Compound was found in the blank and sample.
F1	MS and/or MSD recovery exceeds control limits.
J	Result is less than the RL but greater than or equal to the MDL and the concentration is an approximate value.

Glossary

Abbreviation	These commonly used abbreviations may or may not be present in this report.
☼	Listed under the "D" column to designate that the result is reported on a dry weight basis
%R	Percent Recovery
CFL	Contains Free Liquid
CFU	Colony Forming Unit
CNF	Contains No Free Liquid
DER	Duplicate Error Ratio (normalized absolute difference)
Dil Fac	Dilution Factor
DL	Detection Limit (DoD/DOE)
DL, RA, RE, IN	Indicates a Dilution, Re-analysis, Re-extraction, or additional Initial metals/anion analysis of the sample
DLC	Decision Level Concentration (Radiochemistry)
EDL	Estimated Detection Limit (Dioxin)
LOD	Limit of Detection (DoD/DOE)
LOQ	Limit of Quantitation (DoD/DOE)
MCL	EPA recommended "Maximum Contaminant Level"
MDA	Minimum Detectable Activity (Radiochemistry)
MDC	Minimum Detectable Concentration (Radiochemistry)
MDL	Method Detection Limit
ML	Minimum Level (Dioxin)
MPN	Most Probable Number
MQL	Method Quantitation Limit
NC	Not Calculated
ND	Not Detected at the reporting limit (or MDL or EDL if shown)
NEG	Negative / Absent
POS	Positive / Present
PQL	Practical Quantitation Limit
PRES	Presumptive
QC	Quality Control
RER	Relative Error Ratio (Radiochemistry)
RL	Reporting Limit or Requested Limit (Radiochemistry)
RPD	Relative Percent Difference, a measure of the relative difference between two points
TEF	Toxicity Equivalent Factor (Dioxin)
TEQ	Toxicity Equivalent Quotient (Dioxin)
TNTC	Too Numerous To Count

Job Narrative
705-67370-1

The analytical test results presented in this report meet all requirements of the associated regulatory program listed on the Accreditation/Certification Summary Page, unless otherwise noted. Data qualifiers and/or narrative comments are included to explain any exceptions, if applicable. Regulated compliance samples (e.g. SDWA, NPDES) must comply with associated agency requirements/permits.

- Matrix-specific batch QC (e.g., MS, MSD, SD) may not be reported when insufficient sample volume is available or when site-specific QC samples are not submitted. In such cases, a Laboratory Control Sample Duplicate (LCSD) may be analyzed to provide precision data for the batch.
- For samples analyzed using surrogate and/or isotope dilution analytes, any recoveries falling outside of established acceptance criteria are re-prepared and/or re-analyzed to confirm results, unless the deviation is due to sample dilution or otherwise explained in the case narrative.

Receipt
The samples were received on 5/19/2026 6:18 PM. Unless otherwise noted below, the samples arrived in good condition, and, where required, properly preserved and on ice. The temperatures of the 2 coolers at receipt time were 3.2°C and 4.6°C.

HPLC/IC
No additional analytical or quality issues were noted, other than those described above or in the Definitions/ Glossary page.

Metals
Method 6020B - Total Recoverable: The method blank for preparation batch 705-137861 and analytical batch 705-138529 contained Cobalt and Potassium above the method detection limit. This target analyte concentration was less than the reporting limit (RL) in the method blank; therefore, re-extraction and/or re-analysis of samples was not performed.

Method 6020B - Total Recoverable: The method blank for preparation batch 705-137861 contained Potassium above the reporting limit (RL). None of the samples associated with this method blank contained the target compound; therefore, re-extraction and/or re-analysis of samples were not performed.

Method 6020B - Total Recoverable: The method blank for preparation batch 705-137861 and analytical batch 705-139337 contained Potassium above the method detection limit. This target analyte concentration was less than the reporting limit (RL) in the method blank; therefore, re-extraction and/or re-analysis of samples was not performed.

No additional analytical or quality issues were noted, other than those described above or in the Definitions/ Glossary page.

General Chemistry
No additional analytical or quality issues were noted, other than those described above or in the Definitions/ Glossary page.

Detection Summary

Client: Southern Company
Project/Site: CCR - Plant Scherer Ash Pond

Job ID: 705-67370-1

Client Sample ID: SCH-SGWC-10A — Lab Sample ID: 705-67370-1

Analyte	Result	Qualifier	RL	MDL	Unit	Dil Fac	D	Method	Prep Type
Chloride	7.2		1.0	0.98	mg/L	1		300.0	Total/NA
Fluoride	0.18	J	0.20	0.081	mg/L	1		300.0	Total/NA
Sulfate	70		10	7.7	mg/L	10		300.0	Total/NA
Boron	0.050	J	0.080	0.026	mg/L	1		6010D	Total/NA
Calcium	24		0.10	0.038	mg/L	1		6010D	Total/NA
Barium	0.095		0.010	0.00041	mg/L	1		6020B	Total Recoverable
Cobalt	0.00070	J B	0.0050	0.00041	mg/L	1		6020B	Total Recoverable
Iron	0.83	B	0.10	0.018	mg/L	1		6020B	Total Recoverable
Magnesium	12		0.10	0.016	mg/L	1		6020B	Total Recoverable
Potassium	1.8	B	0.10	0.044	mg/L	1		6020B	Total Recoverable
Sodium	9.0		0.50	0.25	mg/L	1		6020B	Total Recoverable
Total Alkalinity as CaCO3	57		3.0	3.0	mg/L	1		2320B-2011	Total/NA
Bicarbonate Alkalinity as CaCO3	57		3.0	3.0	mg/L	1		2320B-2011	Total/NA
Total Dissolved Solids	200		10	10	mg/L	1		2540C - 2015	Total/NA

Client Sample ID: SCH-AP1-FD-1 — Lab Sample ID: 705-67370-2

Analyte	Result	Qualifier	RL	MDL	Unit	Dil Fac	D	Method	Prep Type
Chloride	7.3		1.0	0.98	mg/L	1		300.0	Total/NA
Fluoride	0.17	J	0.20	0.081	mg/L	1		300.0	Total/NA
Sulfate	69		10	7.7	mg/L	10		300.0	Total/NA
Boron	0.049	J	0.080	0.026	mg/L	1		6010D	Total/NA
Calcium	24		0.10	0.038	mg/L	1		6010D	Total/NA
Arsenic	0.0013	J	0.0050	0.0013	mg/L	1		6020B	Total Recoverable
Barium	0.098		0.010	0.00041	mg/L	1		6020B	Total Recoverable
Cobalt	0.00089	J B	0.0050	0.00041	mg/L	1		6020B	Total Recoverable
Iron	0.88	B	0.10	0.018	mg/L	1		6020B	Total Recoverable
Magnesium	13		0.10	0.016	mg/L	1		6020B	Total Recoverable
Potassium	1.9	B	0.10	0.044	mg/L	1		6020B	Total Recoverable
Sodium	9.8		0.50	0.25	mg/L	1		6020B	Total Recoverable
Total Alkalinity as CaCO3	57		3.0	3.0	mg/L	1		2320B-2011	Total/NA
Bicarbonate Alkalinity as CaCO3	57		3.0	3.0	mg/L	1		2320B-2011	Total/NA
Total Dissolved Solids	200		10	10	mg/L	1		2540C - 2015	Total/NA

Client Sample ID: SCH-AP1-FB-1 — Lab Sample ID: 705-67370-3

Analyte	Result	Qualifier	RL	MDL	Unit	Dil Fac	D	Method	Prep Type
Fluoride	0.12	J	0.20	0.081	mg/L	1		300.0	Total/NA
Barium	0.0045	J	0.010	0.00041	mg/L	1		6020B	Total Recoverable
Iron	0.066	J B	0.10	0.018	mg/L	1		6020B	Total Recoverable

This Detection Summary does not include radiochemical test results.

Eurofins Atlanta

Detection Summary

Client: Southern Company
Project/Site: CCR - Plant Scherer Ash Pond

Job ID: 705-67370-1

Client Sample ID: SCH-AP1-FB-1 (Continued) — Lab Sample ID: 705-67370-3

Analyte	Result	Qualifier	RL	MDL	Unit	Dil Fac	D	Method	Prep Type
Magnesium	0.60		0.10	0.016	mg/L	1		6020B	Total Recoverable
Sodium	0.36	J	0.50	0.25	mg/L	1		6020B	Total Recoverable

Client Sample ID: SCH-AP1-EB-1 — Lab Sample ID: 705-67370-4

Analyte	Result	Qualifier	RL	MDL	Unit	Dil Fac	D	Method	Prep Type
Fluoride	0.12	J	0.20	0.081	mg/L	1		300.0	Total/NA

This Detection Summary does not include radiochemical test results.

Client Sample Results

Client: Southern Company
Project/Site: CCR - Plant Scherer Ash Pond

Job ID: 705-67370-1

Client Sample ID: SCH-SGWC-10A

Lab Sample ID: 705-67370-1

Date Collected: 05/19/26 10:48
Date Received: 05/19/26 18:18

Matrix: Water

Method: EPA 300.0 - Anions, Ion Chromatography

Analyte	Result	Qualifier	RL	MDL	Unit	D	Prepared	Analyzed	Dil Fac
Chloride	7.2		1.0	0.98	mg/L			05/29/26 01:25	1
Fluoride	0.18	J	0.20	0.081	mg/L			05/29/26 01:25	1
Sulfate	70		10	7.7	mg/L			05/29/26 13:37	10

Method: SW846 6010D - Metals (ICP)

Analyte	Result	Qualifier	RL	MDL	Unit	D	Prepared	Analyzed	Dil Fac
Boron	0.050	J	0.080	0.026	mg/L		05/26/26 14:55	05/27/26 13:10	1
Calcium	24		0.10	0.038	mg/L		05/26/26 14:55	05/27/26 13:10	1
Lithium	<0.0037		0.020	0.0037	mg/L		05/26/26 14:55	05/27/26 13:10	1

Method: SW846 6020B - Metals (ICP/MS) - Total Recoverable

Analyte	Result	Qualifier	RL	MDL	Unit	D	Prepared	Analyzed	Dil Fac
Antimony	<0.0025		0.0050	0.0025	mg/L		05/26/26 10:10	05/28/26 03:46	1
Arsenic	<0.0013		0.0050	0.0013	mg/L		05/26/26 10:10	05/28/26 03:46	1
Barium	0.095		0.010	0.00041	mg/L		05/26/26 10:10	05/28/26 03:46	1
Beryllium	<0.00015		0.0010	0.00015	mg/L		05/26/26 10:10	05/28/26 03:46	1
Cadmium	<0.00024		0.00070	0.00024	mg/L		05/26/26 10:10	05/28/26 03:46	1
Chromium	<0.0037		0.0050	0.0037	mg/L		05/26/26 10:10	05/28/26 03:46	1
Cobalt	0.00070	J B	0.0050	0.00041	mg/L		05/26/26 10:10	05/28/26 03:46	1
Iron	0.83	B	0.10	0.018	mg/L		05/26/26 10:10	05/28/26 16:08	1
Lead	<0.00086		0.0010	0.00086	mg/L		05/26/26 10:10	05/28/26 03:46	1
Magnesium	12		0.10	0.016	mg/L		05/26/26 10:10	05/28/26 03:46	1
Molybdenum	<0.00069		0.0050	0.00069	mg/L		05/26/26 10:10	05/28/26 03:46	1
Potassium	1.8	B	0.10	0.044	mg/L		05/26/26 10:10	05/29/26 18:40	1
Selenium	<0.0023		0.0050	0.0023	mg/L		05/26/26 10:10	05/28/26 03:46	1
Sodium	9.0		0.50	0.25	mg/L		05/26/26 10:10	05/28/26 03:46	1
Thallium	<0.00019		0.0010	0.00019	mg/L		05/26/26 10:10	05/28/26 03:46	1

Method: SW846 7470A - Mercury (CVAA)

Analyte	Result	Qualifier	RL	MDL	Unit	D	Prepared	Analyzed	Dil Fac
Mercury	<0.00017		0.00020	0.00017	mg/L		06/04/26 12:31	06/04/26 16:46	1

General Chemistry

Analyte	Result	Qualifier	RL	MDL	Unit	D	Prepared	Analyzed	Dil Fac
Total Alkalinity as CaCO3 (SM 2320B-2011)	57		3.0	3.0	mg/L			05/21/26 08:49	1
Bicarbonate Alkalinity as CaCO3 (SM 2320B-2011)	57		3.0	3.0	mg/L			05/21/26 08:49	1
Carbonate Alkalinity as CaCO3 (SM 2320B-2011)	<3.0		3.0	3.0	mg/L			05/21/26 08:49	1
Total Dissolved Solids (SM 2540C - 2015)	200		10	10	mg/L			05/20/26 16:17	1

Client Sample ID: SCH-AP1-FD-1

Lab Sample ID: 705-67370-2

Date Collected: 05/19/26 00:00
Date Received: 05/19/26 18:18

Matrix: Water

Method: EPA 300.0 - Anions, Ion Chromatography

Analyte	Result	Qualifier	RL	MDL	Unit	D	Prepared	Analyzed	Dil Fac
Chloride	7.3		1.0	0.98	mg/L			05/29/26 19:12	1
Fluoride	0.17	J	0.20	0.081	mg/L			05/29/26 19:12	1
Sulfate	69		10	7.7	mg/L			05/30/26 12:20	10

Client Sample Results

Client: Southern Company
Project/Site: CCR - Plant Scherer Ash Pond

Job ID: 705-67370-1

Client Sample ID: SCH-AP1-FD-1

Lab Sample ID: 705-67370-2

Date Collected: 05/19/26 00:00
Matrix: Water
Date Received: 05/19/26 18:18

Method: SW846 6010D - Metals (ICP)

Analyte	Result	Qualifier	RL	MDL	Unit	D	Prepared	Analyzed	Dil Fac
Boron	**0.049**	**J**	0.080	0.026	mg/L		05/26/26 14:55	05/27/26 13:13	1
Calcium	**24**		0.10	0.038	mg/L		05/26/26 14:55	05/27/26 13:13	1
Lithium	<0.0037		0.020	0.0037	mg/L		05/26/26 14:55	05/27/26 13:13	1

Method: SW846 6020B - Metals (ICP/MS) - Total Recoverable

Analyte	Result	Qualifier	RL	MDL	Unit	D	Prepared	Analyzed	Dil Fac
Antimony	<0.0025		0.0050	0.0025	mg/L		05/26/26 10:10	05/28/26 03:49	1
Arsenic	**0.0013**	**J**	0.0050	0.0013	mg/L		05/26/26 10:10	05/28/26 03:49	1
Barium	**0.098**		0.010	0.00041	mg/L		05/26/26 10:10	05/28/26 03:49	1
Beryllium	<0.00015		0.0010	0.00015	mg/L		05/26/26 10:10	05/28/26 03:49	1
Cadmium	<0.00024		0.00070	0.00024	mg/L		05/26/26 10:10	05/28/26 03:49	1
Chromium	<0.0037		0.0050	0.0037	mg/L		05/26/26 10:10	05/28/26 03:49	1
Cobalt	**0.00089**	**J B**	0.0050	0.00041	mg/L		05/26/26 10:10	05/28/26 03:49	1
Iron	**0.88**	**B**	0.10	0.018	mg/L		05/26/26 10:10	05/28/26 16:11	1
Lead	<0.00086		0.0010	0.00086	mg/L		05/26/26 10:10	05/28/26 03:49	1
Magnesium	**13**		0.10	0.016	mg/L		05/26/26 10:10	05/28/26 03:49	1
Molybdenum	<0.00069		0.0050	0.00069	mg/L		05/26/26 10:10	05/28/26 03:49	1
Potassium	**1.9**	**B**	0.10	0.044	mg/L		05/26/26 10:10	05/29/26 18:43	1
Selenium	<0.0023		0.0050	0.0023	mg/L		05/26/26 10:10	05/28/26 03:49	1
Sodium	**9.8**		0.50	0.25	mg/L		05/26/26 10:10	05/28/26 03:49	1
Thallium	<0.00019		0.0010	0.00019	mg/L		05/26/26 10:10	05/28/26 03:49	1

Method: SW846 7470A - Mercury (CVAA)

Analyte	Result	Qualifier	RL	MDL	Unit	D	Prepared	Analyzed	Dil Fac
Mercury	<0.00017		0.00020	0.00017	mg/L		06/04/26 12:31	06/04/26 17:00	1

General Chemistry

Analyte	Result	Qualifier	RL	MDL	Unit	D	Prepared	Analyzed	Dil Fac
Total Alkalinity as CaCO3 (SM 2320B-2011)	**57**		3.0	3.0	mg/L			05/21/26 08:49	1
Bicarbonate Alkalinity as CaCO3 (SM 2320B-2011)	**57**		3.0	3.0	mg/L			05/21/26 08:49	1
Carbonate Alkalinity as CaCO3 (SM 2320B-2011)	<3.0		3.0	3.0	mg/L			05/21/26 08:49	1
Total Dissolved Solids (SM 2540C - 2015)	**200**		10	10	mg/L			05/20/26 16:17	1

Client Sample ID: SCH-AP1-FB-1

Lab Sample ID: 705-67370-3

Date Collected: 05/19/26 10:35
Matrix: Water
Date Received: 05/19/26 18:18

Method: EPA 300.0 - Anions, Ion Chromatography

Analyte	Result	Qualifier	RL	MDL	Unit	D	Prepared	Analyzed	Dil Fac
Chloride	<0.98		1.0	0.98	mg/L			05/29/26 19:24	1
Fluoride	**0.12**	**J**	0.20	0.081	mg/L			05/29/26 19:24	1
Sulfate	<0.77		1.0	0.77	mg/L			05/29/26 19:24	1

Method: SW846 6010D - Metals (ICP)

Analyte	Result	Qualifier	RL	MDL	Unit	D	Prepared	Analyzed	Dil Fac
Boron	<0.026		0.080	0.026	mg/L		05/26/26 14:55	05/27/26 13:16	1
Calcium	<0.038		0.10	0.038	mg/L		05/26/26 14:55	05/27/26 13:16	1
Lithium	<0.0037		0.020	0.0037	mg/L		05/26/26 14:55	05/27/26 13:16	1

Client Sample Results

Client: Southern Company
Project/Site: CCR - Plant Scherer Ash Pond

Job ID: 705-67370-1

Client Sample ID: SCH-AP1-FB-1

Lab Sample ID: 705-67370-3
Matrix: Water

Date Collected: 05/19/26 10:35
Date Received: 05/19/26 18:18

Method: SW846 6020B - Metals (ICP/MS) - Total Recoverable

Analyte	Result	Qualifier	RL	MDL	Unit	D	Prepared	Analyzed	Dil Fac
Antimony	<0.0025		0.0050	0.0025	mg/L		05/26/26 10:10	05/28/26 03:51	1
Arsenic	<0.0013		0.0050	0.0013	mg/L		05/26/26 10:10	05/28/26 03:51	1
Barium	**0.0045**	**J**	0.010	0.00041	mg/L		05/26/26 10:10	05/28/26 03:51	1
Beryllium	<0.00015		0.0010	0.00015	mg/L		05/26/26 10:10	05/28/26 03:51	1
Cadmium	<0.00024		0.00070	0.00024	mg/L		05/26/26 10:10	05/28/26 03:51	1
Chromium	<0.0037		0.0050	0.0037	mg/L		05/26/26 10:10	05/28/26 03:51	1
Cobalt	<0.00041		0.0050	0.00041	mg/L		05/26/26 10:10	05/28/26 03:51	1
Iron	**0.066**	**J B**	0.10	0.018	mg/L		05/26/26 10:10	05/28/26 17:06	1
Lead	<0.00086		0.0010	0.00086	mg/L		05/26/26 10:10	05/28/26 03:51	1
Magnesium	**0.60**		0.10	0.016	mg/L		05/26/26 10:10	05/28/26 03:51	1
Molybdenum	<0.00069		0.0050	0.00069	mg/L		05/26/26 10:10	05/28/26 03:51	1
Potassium	<0.044		0.10	0.044	mg/L		05/26/26 10:10	05/28/26 17:06	1
Selenium	<0.0023		0.0050	0.0023	mg/L		05/26/26 10:10	05/28/26 03:51	1
Sodium	**0.36**	**J**	0.50	0.25	mg/L		05/26/26 10:10	05/28/26 03:51	1
Thallium	<0.00019		0.0010	0.00019	mg/L		05/26/26 10:10	05/28/26 03:51	1

Method: SW846 7470A - Mercury (CVAA)

Analyte	Result	Qualifier	RL	MDL	Unit	D	Prepared	Analyzed	Dil Fac
Mercury	<0.00017		0.00020	0.00017	mg/L		06/04/26 12:31	06/04/26 17:03	1

General Chemistry

Analyte	Result	Qualifier	RL	MDL	Unit	D	Prepared	Analyzed	Dil Fac
Total Alkalinity as CaCO3 (SM 2320B-2011)	<3.0		3.0	3.0	mg/L			05/21/26 08:49	1
Bicarbonate Alkalinity as CaCO3 (SM 2320B-2011)	<3.0		3.0	3.0	mg/L			05/21/26 08:49	1
Carbonate Alkalinity as CaCO3 (SM 2320B-2011)	<3.0		3.0	3.0	mg/L			05/21/26 08:49	1
Total Dissolved Solids (SM 2540C - 2015)	<10		10	10	mg/L			05/20/26 16:17	1

Client Sample ID: SCH-AP1-EB-1

Lab Sample ID: 705-67370-4
Matrix: Water

Date Collected: 05/19/26 10:30
Date Received: 05/19/26 18:18

Method: EPA 300.0 - Anions, Ion Chromatography

Analyte	Result	Qualifier	RL	MDL	Unit	D	Prepared	Analyzed	Dil Fac
Chloride	<0.98		1.0	0.98	mg/L			05/29/26 01:37	1
Fluoride	**0.12**	**J**	0.20	0.081	mg/L			05/29/26 01:37	1
Sulfate	<0.77		1.0	0.77	mg/L			05/29/26 01:37	1

Method: SW846 6010D - Metals (ICP)

Analyte	Result	Qualifier	RL	MDL	Unit	D	Prepared	Analyzed	Dil Fac
Boron	<0.026		0.080	0.026	mg/L		05/26/26 14:55	05/27/26 13:19	1
Calcium	<0.038		0.10	0.038	mg/L		05/26/26 14:55	05/27/26 13:19	1
Lithium	<0.0037		0.020	0.0037	mg/L		05/26/26 14:55	05/27/26 13:19	1

Method: SW846 6020B - Metals (ICP/MS) - Total Recoverable

Analyte	Result	Qualifier	RL	MDL	Unit	D	Prepared	Analyzed	Dil Fac
Antimony	<0.0025		0.0050	0.0025	mg/L		05/26/26 10:10	05/28/26 04:32	1
Arsenic	<0.0013		0.0050	0.0013	mg/L		05/26/26 10:10	05/28/26 04:32	1
Barium	<0.00041		0.010	0.00041	mg/L		05/26/26 10:10	05/28/26 04:32	1

Client Sample Results

Client: Southern Company
Project/Site: CCR - Plant Scherer Ash Pond

Job ID: 705-67370-1

Client Sample ID: SCH-AP1-EB-1

Lab Sample ID: 705-67370-4

Date Collected: 05/19/26 10:30
Matrix: Water
Date Received: 05/19/26 18:18

Method: SW846 6020B - Metals (ICP/MS) - Total Recoverable (Continued)

Analyte	Result	Qualifier	RL	MDL	Unit	D	Prepared	Analyzed	Dil Fac
Beryllium	<0.00015		0.0010	0.00015	mg/L		05/26/26 10:10	05/28/26 04:32	1
Cadmium	<0.00024		0.00070	0.00024	mg/L		05/26/26 10:10	05/28/26 04:32	1
Chromium	<0.0037		0.0050	0.0037	mg/L		05/26/26 10:10	05/28/26 04:32	1
Cobalt	<0.00041		0.0050	0.00041	mg/L		05/26/26 10:10	05/28/26 04:32	1
Iron	<0.018		0.10	0.018	mg/L		05/26/26 10:10	05/28/26 04:32	1
Lead	<0.00086		0.0010	0.00086	mg/L		05/26/26 10:10	05/28/26 04:32	1
Magnesium	<0.016		0.10	0.016	mg/L		05/26/26 10:10	05/28/26 04:32	1
Molybdenum	<0.00069		0.0050	0.00069	mg/L		05/26/26 10:10	05/28/26 04:32	1
Potassium	<0.044		0.10	0.044	mg/L		05/26/26 10:10	05/28/26 17:08	1
Selenium	<0.0023		0.0050	0.0023	mg/L		05/26/26 10:10	05/28/26 04:32	1
Sodium	<0.25		0.50	0.25	mg/L		05/26/26 10:10	05/28/26 04:32	1
Thallium	<0.00019		0.0010	0.00019	mg/L		05/26/26 10:10	05/28/26 04:32	1

Method: SW846 7470A - Mercury (CVAA)

Analyte	Result	Qualifier	RL	MDL	Unit	D	Prepared	Analyzed	Dil Fac
Mercury	<0.00017		0.00020	0.00017	mg/L		06/04/26 12:31	06/04/26 17:06	1

General Chemistry

Analyte	Result	Qualifier	RL	MDL	Unit	D	Prepared	Analyzed	Dil Fac
Total Alkalinity as CaCO3 (SM 2320B-2011)	<3.0		3.0	3.0	mg/L			05/21/26 08:49	1
Bicarbonate Alkalinity as CaCO3 (SM 2320B-2011)	<3.0		3.0	3.0	mg/L			05/21/26 08:49	1
Carbonate Alkalinity as CaCO3 (SM 2320B-2011)	<3.0		3.0	3.0	mg/L			05/21/26 08:49	1
Total Dissolved Solids (SM 2540C - 2015)	<10		10	10	mg/L			05/20/26 16:17	1

Method Summary

Client: Southern Company
Project/Site: CCR - Plant Scherer Ash Pond

Job ID: 705-67370-1

Method	Method Description	Protocol	Laboratory
300.0	Anions, Ion Chromatography	EPA	EET ATL 2
6010D	Metals (ICP)	SW846	EET ATL
6020B	Metals (ICP/MS)	SW846	EET ATL
7470A	Mercury (CVAA)	SW846	EET ATL
2320B-2011	Alkalinity, Total	SM	EET ATL
2540C - 2015	Total Dissolved Solids (Dried at 180 °C)	SM	EET ATL
3005A	Preparation, Total Recoverable or Dissolved Metals	SW846	EET ATL
3010A	Preparation, Total Metals	SW846	EET ATL
7470A	Preparation, Mercury	SW846	EET ATL

Protocol References:

EPA = US Environmental Protection Agency

SM = "Standard Methods For The Examination Of Water And Wastewater"

SW846 = "Test Methods For Evaluating Solid Waste, Physical/Chemical Methods", Third Edition, November 1986 And Its Updates.

Laboratory References:

EET ATL = Eurofins Atlanta, 3080 Presidential Dr, Atlanta, GA 30340, TEL (770)457-8177

EET ATL 2 = Eurofins Atlanta Building A, 3080 Presidential Pkwy, Atlanta, GA 30340, TEL (770)457-8177

Lab Chronicle

Client: Southern Company
Project/Site: CCR - Plant Scherer Ash Pond

Job ID: 705-67370-1

Client Sample ID: SCH-SGWC-10A

Lab Sample ID: 705-67370-1
Matrix: Water
Date Collected: 05/19/26 10:48
Date Received: 05/19/26 18:18

Prep Type	Batch Type	Batch Method	Run	Dilution Factor	Batch Number	Analyst	Lab	Prepared or Analyzed
Total/NA	Analysis	300.0		1	138402	MS	EET ATL 2	05/29/26 01:25
Total/NA	Analysis	300.0		10	138861	MS	EET ATL 2	05/29/26 13:37
Total/NA	Prep	3010A			137999	BR	EET ATL	05/26/26 14:55
Total/NA	Analysis	6010D		1	138281	DS	EET ATL	05/27/26 13:10
Total Recoverable	Prep	3005A			137861	BR	EET ATL	05/26/26 10:10
Total Recoverable	Analysis	6020B		1	138529	IF	EET ATL	05/28/26 03:46
Total Recoverable	Prep	3005A			137861	BR	EET ATL	05/26/26 10:10
Total Recoverable	Analysis	6020B		1	138843	IF	EET ATL	05/28/26 16:08
Total Recoverable	Prep	3005A			137861	BR	EET ATL	05/26/26 10:10
Total Recoverable	Analysis	6020B		1	139337	IF	EET ATL	05/29/26 18:40
Total/NA	Prep	7470A			140163	GR	EET ATL	06/04/26 12:31
Total/NA	Analysis	7470A		1	140361	GR	EET ATL	06/04/26 16:46
Total/NA	Analysis	2320B-2011		1	137053	EF	EET ATL	05/21/26 08:49
Total/NA	Analysis	2540C - 2015		1	136923	SKS	EET ATL	05/20/26 16:17

Client Sample ID: SCH-AP1-FD-1

Lab Sample ID: 705-67370-2
Matrix: Water
Date Collected: 05/19/26 00:00
Date Received: 05/19/26 18:18

Prep Type	Batch Type	Batch Method	Run	Dilution Factor	Batch Number	Analyst	Lab	Prepared or Analyzed
Total/NA	Analysis	300.0		1	138861	MS	EET ATL 2	05/29/26 19:12
Total/NA	Analysis	300.0		10	139040	MS	EET ATL 2	05/30/26 12:20
Total/NA	Prep	3010A			137999	BR	EET ATL	05/26/26 14:55
Total/NA	Analysis	6010D		1	138281	DS	EET ATL	05/27/26 13:13
Total Recoverable	Prep	3005A			137861	BR	EET ATL	05/26/26 10:10
Total Recoverable	Analysis	6020B		1	138529	IF	EET ATL	05/28/26 03:49
Total Recoverable	Prep	3005A			137861	BR	EET ATL	05/26/26 10:10
Total Recoverable	Analysis	6020B		1	138843	IF	EET ATL	05/28/26 16:11
Total Recoverable	Prep	3005A			137861	BR	EET ATL	05/26/26 10:10
Total Recoverable	Analysis	6020B		1	139337	IF	EET ATL	05/29/26 18:43
Total/NA	Prep	7470A			140163	GR	EET ATL	06/04/26 12:31
Total/NA	Analysis	7470A		1	140361	GR	EET ATL	06/04/26 17:00
Total/NA	Analysis	2320B-2011		1	137053	EF	EET ATL	05/21/26 08:49
Total/NA	Analysis	2540C - 2015		1	136923	SKS	EET ATL	05/20/26 16:17

Client Sample ID: SCH-AP1-FB-1

Lab Sample ID: 705-67370-3
Matrix: Water
Date Collected: 05/19/26 10:35
Date Received: 05/19/26 18:18

Prep Type	Batch Type	Batch Method	Run	Dilution Factor	Batch Number	Analyst	Lab	Prepared or Analyzed
Total/NA	Analysis	300.0		1	138861	MS	EET ATL 2	05/29/26 19:24
Total/NA	Prep	3010A			137999	BR	EET ATL	05/26/26 14:55
Total/NA	Analysis	6010D		1	138281	DS	EET ATL	05/27/26 13:16

Lab Chronicle

Client: Southern Company
Project/Site: CCR - Plant Scherer Ash Pond

Job ID: 705-67370-1

Client Sample ID: SCH-AP1-FB-1

Lab Sample ID: 705-67370-3

Date Collected: 05/19/26 10:35
Matrix: Water
Date Received: 05/19/26 18:18

Prep Type	Batch Type	Batch Method	Run	Dilution Factor	Batch Number	Analyst	Lab	Prepared or Analyzed
Total Recoverable	Prep	3005A			137861	BR	EET ATL	05/26/26 10:10
Total Recoverable	Analysis	6020B		1	138529	IF	EET ATL	05/28/26 03:51
Total Recoverable	Prep	3005A			137861	BR	EET ATL	05/26/26 10:10
Total Recoverable	Analysis	6020B		1	138843	IF	EET ATL	05/28/26 17:06
Total/NA	Prep	7470A			140163	GR	EET ATL	06/04/26 12:31
Total/NA	Analysis	7470A		1	140361	GR	EET ATL	06/04/26 17:03
Total/NA	Analysis	2320B-2011		1	137193	EF	EET ATL	05/21/26 08:49
Total/NA	Analysis	2540C - 2015		1	136923	SKS	EET ATL	05/20/26 16:17

Client Sample ID: SCH-AP1-EB-1

Lab Sample ID: 705-67370-4

Date Collected: 05/19/26 10:30
Matrix: Water
Date Received: 05/19/26 18:18

Prep Type	Batch Type	Batch Method	Run	Dilution Factor	Batch Number	Analyst	Lab	Prepared or Analyzed
Total/NA	Analysis	300.0		1	138402	MS	EET ATL 2	05/29/26 01:37
Total/NA	Prep	3010A			137999	BR	EET ATL	05/26/26 14:55
Total/NA	Analysis	6010D		1	138281	DS	EET ATL	05/27/26 13:19
Total Recoverable	Prep	3005A			137861	BR	EET ATL	05/26/26 10:10
Total Recoverable	Analysis	6020B		1	138529	IF	EET ATL	05/28/26 04:32
Total Recoverable	Prep	3005A			137861	BR	EET ATL	05/26/26 10:10
Total Recoverable	Analysis	6020B		1	138843	IF	EET ATL	05/28/26 17:08
Total/NA	Prep	7470A			140163	GR	EET ATL	06/04/26 12:31
Total/NA	Analysis	7470A		1	140361	GR	EET ATL	06/04/26 17:06
Total/NA	Analysis	2320B-2011		1	137193	EF	EET ATL	05/21/26 08:49
Total/NA	Analysis	2540C - 2015		1	136923	SKS	EET ATL	05/20/26 16:17

Laboratory References:

EET ATL = Eurofins Atlanta, 3080 Presidential Dr, Atlanta, GA 30340, TEL (770)457-8177

EET ATL 2 = Eurofins Atlanta Building A, 3080 Presidential Pkwy, Atlanta, GA 30340, TEL (770)457-8177

QC Sample Results

Client: Southern Company
Project/Site: CCR - Plant Scherer Ash Pond

Job ID: 705-67370-1

Method: 300.0 - Anions, Ion Chromatography

Lab Sample ID: MB 705-138402/156 — **Client Sample ID: Method Blank**
Matrix: Water — **Prep Type: Total/NA**
Analysis Batch: 138402

Analyte	MB Result	MB Qualifier	RL	MDL	Unit	D	Prepared	Analyzed	Dil Fac
Chloride	<0.98		1.0	0.98	mg/L			05/28/26 20:02	1
Fluoride	<0.081		0.20	0.081	mg/L			05/28/26 20:02	1
Sulfate	<0.77		1.0	0.77	mg/L			05/28/26 20:02	1

Lab Sample ID: LCS 705-138402/157 — **Client Sample ID: Lab Control Sample**
Matrix: Water — **Prep Type: Total/NA**
Analysis Batch: 138402

Analyte	Spike Added	LCS Result	LCS Qualifier	Unit	D	%Rec	%Rec Limits
Chloride	10.0	9.95		mg/L		99	90 - 110
Fluoride	5.00	5.33		mg/L		107	90 - 110
Sulfate	25.0	24.3		mg/L		97	90 - 110

Lab Sample ID: 705-68108-D-1 MS — **Client Sample ID: Matrix Spike**
Matrix: Water — **Prep Type: Total/NA**
Analysis Batch: 138402

Analyte	Sample Result	Sample Qualifier	Spike Added	MS Result	MS Qualifier	Unit	D	%Rec	%Rec Limits
Chloride	5.2		10.0	14.9		mg/L		97	90 - 110
Fluoride	0.19	J	5.00	5.46		mg/L		105	90 - 110
Sulfate	12		25.0	34.6		mg/L		91	90 - 110

Lab Sample ID: 705-68108-D-1 MSD — **Client Sample ID: Matrix Spike Duplicate**
Matrix: Water — **Prep Type: Total/NA**
Analysis Batch: 138402

Analyte	Sample Result	Sample Qualifier	Spike Added	MSD Result	MSD Qualifier	Unit	D	%Rec	%Rec Limits	RPD	RPD Limit
Chloride	5.2		10.0	15.1		mg/L		99	90 - 110	1	20
Fluoride	0.19	J	5.00	5.55		mg/L		107	90 - 110	2	20
Sulfate	12		25.0	35.9		mg/L		96	90 - 110	3	20

Lab Sample ID: MB 705-138861/1002 — **Client Sample ID: Method Blank**
Matrix: Water — **Prep Type: Total/NA**
Analysis Batch: 138861

Analyte	MB Result	MB Qualifier	RL	MDL	Unit	D	Prepared	Analyzed	Dil Fac
Chloride	<0.98		1.0	0.98	mg/L			05/29/26 10:55	1
Sulfate	<0.77		1.0	0.77	mg/L			05/29/26 10:55	1

Lab Sample ID: MB 705-138861/59 — **Client Sample ID: Method Blank**
Matrix: Water — **Prep Type: Total/NA**
Analysis Batch: 138861

Analyte	MB Result	MB Qualifier	RL	MDL	Unit	D	Prepared	Analyzed	Dil Fac
Chloride	<0.98		1.0	0.98	mg/L			05/29/26 16:53	1
Fluoride	<0.081		0.20	0.081	mg/L			05/29/26 16:53	1
Sulfate	<0.77		1.0	0.77	mg/L			05/29/26 16:53	1

Method: 300.0 - Anions, Ion Chromatography (Continued)

Lab Sample ID: LCS 705-138861/1001 — **Client Sample ID: Lab Control Sample**
Matrix: Water — **Prep Type: Total/NA**
Analysis Batch: 138861

Analyte	Spike Added	LCS Result	LCS Qualifier	Unit	D	%Rec	%Rec Limits
Chloride	10.0	9.38		mg/L		94	90 - 110
Sulfate	25.0	22.5		mg/L		90	90 - 110

Lab Sample ID: LCS 705-138861/60 — **Client Sample ID: Lab Control Sample**
Matrix: Water — **Prep Type: Total/NA**
Analysis Batch: 138861

Analyte	Spike Added	LCS Result	LCS Qualifier	Unit	D	%Rec	%Rec Limits
Chloride	10.0	9.95		mg/L		100	90 - 110
Fluoride	5.00	5.31		mg/L		106	90 - 110
Sulfate	25.0	24.3		mg/L		97	90 - 110

Lab Sample ID: 705-68144-C-13 MS — **Client Sample ID: Matrix Spike**
Matrix: Water — **Prep Type: Total/NA**
Analysis Batch: 138861

Analyte	Sample Result	Sample Qualifier	Spike Added	MS Result	MS Qualifier	Unit	D	%Rec	%Rec Limits
Chloride	2.6		10.0	12.6		mg/L		100	90 - 110
Fluoride	0.16	J	5.00	5.39		mg/L		105	90 - 110
Sulfate	1.4		25.0	25.5		mg/L		96	90 - 110

Lab Sample ID: 705-68144-C-13 MSD — **Client Sample ID: Matrix Spike Duplicate**
Matrix: Water — **Prep Type: Total/NA**
Analysis Batch: 138861

Analyte	Sample Result	Sample Qualifier	Spike Added	MSD Result	MSD Qualifier	Unit	D	%Rec	%Rec Limits	RPD	RPD Limit
Chloride	2.6		10.0	12.5		mg/L		98	90 - 110	1	20
Fluoride	0.16	J	5.00	5.30		mg/L		103	90 - 110	2	20
Sulfate	1.4		25.0	25.2		mg/L		95	90 - 110	1	20

Lab Sample ID: MB 705-139040/3 — **Client Sample ID: Method Blank**
Matrix: Water — **Prep Type: Total/NA**
Analysis Batch: 139040

Analyte	MB Result	MB Qualifier	RL	MDL	Unit	D	Prepared	Analyzed	Dil Fac
Chloride	<0.98		1.0	0.98	mg/L			05/30/26 08:29	1
Fluoride	<0.081		0.20	0.081	mg/L			05/30/26 08:29	1
Sulfate	<0.77		1.0	0.77	mg/L			05/30/26 08:29	1

Lab Sample ID: LCS 705-139040/4 — **Client Sample ID: Lab Control Sample**
Matrix: Water — **Prep Type: Total/NA**
Analysis Batch: 139040

Analyte	Spike Added	LCS Result	LCS Qualifier	Unit	D	%Rec	%Rec Limits
Chloride	10.0	9.79		mg/L		98	90 - 110
Fluoride	5.00	5.23		mg/L		105	90 - 110
Sulfate	25.0	23.8		mg/L		95	90 - 110

Method: 300.0 - Anions, Ion Chromatography (Continued)

Lab Sample ID: 705-68192-A-1 MS — **Client Sample ID: Matrix Spike**
Matrix: Water — **Prep Type: Total/NA**
Analysis Batch: 139040

Analyte	Sample Result	Sample Qualifier	Spike Added	MS Result	MS Qualifier	Unit	D	%Rec	%Rec Limits
Chloride	<0.98		10.0	10.3		mg/L		103	90 - 110
Fluoride	0.16	J	5.00	5.40		mg/L		105	90 - 110
Sulfate	<0.77		25.0	24.6		mg/L		98	90 - 110

Lab Sample ID: 705-68192-A-1 MSD — **Client Sample ID: Matrix Spike Duplicate**
Matrix: Water — **Prep Type: Total/NA**
Analysis Batch: 139040

Analyte	Sample Result	Sample Qualifier	Spike Added	MSD Result	MSD Qualifier	Unit	D	%Rec	%Rec Limits	RPD	RPD Limit
Chloride	<0.98		10.0	10.2		mg/L		102	90 - 110	1	20
Fluoride	0.16	J	5.00	5.35		mg/L		104	90 - 110	1	20
Sulfate	<0.77		25.0	24.4		mg/L		98	90 - 110	1	20

Method: 6010D - Metals (ICP)

Lab Sample ID: MB 705-137999/1-A — **Client Sample ID: Method Blank**
Matrix: Water — **Prep Type: Total/NA**
Analysis Batch: 138281 — **Prep Batch: 137999**

Analyte	MB Result	MB Qualifier	RL	MDL	Unit	D	Prepared	Analyzed	Dil Fac
Boron	<0.026		0.080	0.026	mg/L		05/26/26 14:55	05/27/26 12:12	1
Calcium	<0.038		0.10	0.038	mg/L		05/26/26 14:55	05/27/26 12:12	1
Lithium	<0.0037		0.020	0.0037	mg/L		05/26/26 14:55	05/27/26 12:12	1

Lab Sample ID: LCS 705-137999/2-A — **Client Sample ID: Lab Control Sample**
Matrix: Water — **Prep Type: Total/NA**
Analysis Batch: 138281 — **Prep Batch: 137999**

Analyte	Spike Added	LCS Result	LCS Qualifier	Unit	D	%Rec	%Rec Limits
Boron	1.00	1.00		mg/L		100	80 - 120
Calcium	10.0	9.41		mg/L		94	80 - 120
Lithium	1.00	0.909		mg/L		91	80 - 120

Lab Sample ID: 705-67789-A-21-B MS — **Client Sample ID: Matrix Spike**
Matrix: Water — **Prep Type: Total/NA**
Analysis Batch: 138281 — **Prep Batch: 137999**

Analyte	Sample Result	Sample Qualifier	Spike Added	MS Result	MS Qualifier	Unit	D	%Rec	%Rec Limits
Boron	<0.026		1.00	0.994		mg/L		99	75 - 125
Calcium	0.075	J	10.0	9.61		mg/L		95	75 - 125
Lithium	<0.0037		1.00	0.903		mg/L		90	75 - 125

Lab Sample ID: 705-67789-A-21-C MSD — **Client Sample ID: Matrix Spike Duplicate**
Matrix: Water — **Prep Type: Total/NA**
Analysis Batch: 138281 — **Prep Batch: 137999**

Analyte	Sample Result	Sample Qualifier	Spike Added	MSD Result	MSD Qualifier	Unit	D	%Rec	%Rec Limits	RPD	RPD Limit
Boron	<0.026		1.00	0.973		mg/L		97	75 - 125	2	20
Calcium	0.075	J	10.0	9.42		mg/L		93	75 - 125	2	20
Lithium	<0.0037		1.00	0.882		mg/L		88	75 - 125	2	20

QC Sample Results

Client: Southern Company
Project/Site: CCR - Plant Scherer Ash Pond

Job ID: 705-67370-1

Method: 6020B - Metals (ICP/MS)

Lab Sample ID: MB 705-137861/1-A
Matrix: Water
Analysis Batch: 138529

Client Sample ID: Method Blank
Prep Type: Total Recoverable
Prep Batch: 137861

Analyte	MB Result	MB Qualifier	RL	MDL	Unit	D	Prepared	Analyzed	Dil Fac
Antimony	<0.0025		0.0050	0.0025	mg/L		05/26/26 10:10	05/28/26 02:32	1
Arsenic	<0.0013		0.0050	0.0013	mg/L		05/26/26 10:10	05/28/26 02:32	1
Barium	<0.00041		0.010	0.00041	mg/L		05/26/26 10:10	05/28/26 02:32	1
Beryllium	<0.00015		0.0010	0.00015	mg/L		05/26/26 10:10	05/28/26 02:32	1
Cadmium	<0.00024		0.00070	0.00024	mg/L		05/26/26 10:10	05/28/26 02:32	1
Cobalt	0.000864	J	0.0050	0.00041	mg/L		05/26/26 10:10	05/28/26 02:32	1
Lead	<0.00086		0.0010	0.00086	mg/L		05/26/26 10:10	05/28/26 02:32	1
Magnesium	<0.016		0.10	0.016	mg/L		05/26/26 10:10	05/28/26 02:32	1
Molybdenum	0.000999	J	0.0050	0.00069	mg/L		05/26/26 10:10	05/28/26 02:32	1
Potassium	0.0472	J	0.10	0.044	mg/L		05/26/26 10:10	05/28/26 02:32	1
Selenium	<0.0023		0.0050	0.0023	mg/L		05/26/26 10:10	05/28/26 02:32	1
Sodium	<0.25		0.50	0.25	mg/L		05/26/26 10:10	05/28/26 02:32	1
Thallium	<0.00019		0.0010	0.00019	mg/L		05/26/26 10:10	05/28/26 02:32	1

Lab Sample ID: MB 705-137861/1-A
Matrix: Water
Analysis Batch: 138843

Client Sample ID: Method Blank
Prep Type: Total Recoverable
Prep Batch: 137861

Analyte	MB Result	MB Qualifier	RL	MDL	Unit	D	Prepared	Analyzed	Dil Fac
Antimony	0.0125		0.0050	0.0025	mg/L		05/26/26 10:10	05/28/26 15:35	1
Arsenic	<0.0013		0.0050	0.0013	mg/L		05/26/26 10:10	05/28/26 15:35	1
Barium	0.000879	J	0.010	0.00041	mg/L		05/26/26 10:10	05/28/26 15:35	1
Beryllium	0.000735	J	0.0010	0.00015	mg/L		05/26/26 10:10	05/28/26 15:35	1
Cadmium	<0.00024		0.00070	0.00024	mg/L		05/26/26 10:10	05/28/26 15:35	1
Chromium	<0.0037		0.0050	0.0037	mg/L		05/26/26 10:10	05/28/26 15:35	1
Cobalt	<0.00041		0.0050	0.00041	mg/L		05/26/26 10:10	05/28/26 15:35	1
Iron	0.0428	J	0.10	0.018	mg/L		05/26/26 10:10	05/28/26 15:35	1
Lead	<0.00086		0.0010	0.00086	mg/L		05/26/26 10:10	05/28/26 15:35	1
Magnesium	0.0342	J	0.10	0.016	mg/L		05/26/26 10:10	05/28/26 15:35	1
Molybdenum	0.00147	J	0.0050	0.00069	mg/L		05/26/26 10:10	05/28/26 15:35	1
Potassium	0.283		0.10	0.044	mg/L		05/26/26 10:10	05/28/26 15:35	1
Selenium	<0.0023		0.0050	0.0023	mg/L		05/26/26 10:10	05/28/26 15:35	1
Sodium	<0.25		0.50	0.25	mg/L		05/26/26 10:10	05/28/26 15:35	1
Thallium	<0.00019		0.0010	0.00019	mg/L		05/26/26 10:10	05/28/26 15:35	1

Lab Sample ID: MB 705-137861/1-A
Matrix: Water
Analysis Batch: 139337

Client Sample ID: Method Blank
Prep Type: Total Recoverable
Prep Batch: 137861

Analyte	MB Result	MB Qualifier	RL	MDL	Unit	D	Prepared	Analyzed	Dil Fac
Potassium	0.0539	J	0.10	0.044	mg/L		05/26/26 10:10	05/29/26 18:27	1

Lab Sample ID: LCS 705-137861/2-A
Matrix: Water
Analysis Batch: 138529

Client Sample ID: Lab Control Sample
Prep Type: Total Recoverable
Prep Batch: 137861

Analyte	Spike Added	LCS Result	LCS Qualifier	Unit	D	%Rec	%Rec Limits
Antimony	0.100	0.0954		mg/L		95	80 - 120
Arsenic	0.100	0.0914		mg/L		91	80 - 120

Method: 6020B - Metals (ICP/MS) (Continued)

Lab Sample ID: LCS 705-137861/2-A
Matrix: Water
Analysis Batch: 138529

Client Sample ID: Lab Control Sample
Prep Type: Total Recoverable
Prep Batch: 137861

Analyte	Spike Added	LCS Result	LCS Qualifier	Unit	D	%Rec	%Rec Limits
Barium	0.100	0.0958		mg/L		96	80 - 120
Beryllium	0.100	0.0942		mg/L		94	80 - 120
Cadmium	0.100	0.0946		mg/L		95	80 - 120
Chromium	0.100	0.0883	^+	mg/L		88	80 - 120
Cobalt	0.100	0.0896		mg/L		90	80 - 120
Iron	1.00	0.901		mg/L		90	80 - 120
Lead	0.100	0.0937		mg/L		94	80 - 120
Magnesium	1.00	0.871		mg/L		87	80 - 120
Molybdenum	0.100	0.0943		mg/L		94	80 - 120
Potassium	1.00	1.02		mg/L		102	80 - 120
Selenium	0.100	0.0964		mg/L		96	80 - 120
Sodium	1.00	0.998		mg/L		100	80 - 120
Thallium	0.100	0.0955		mg/L		95	80 - 120

Lab Sample ID: 705-67793-C-1-B MS
Matrix: Water
Analysis Batch: 138529

Client Sample ID: Matrix Spike
Prep Type: Total Recoverable
Prep Batch: 137861

Analyte	Sample Result	Sample Qualifier	Spike Added	MS Result	MS Qualifier	Unit	D	%Rec	%Rec Limits
Antimony	<0.0025		0.100	0.0942		mg/L		94	75 - 125
Arsenic	0.0018	J	0.100	0.0914		mg/L		90	75 - 125
Barium	0.0089	J	0.100	0.106		mg/L		97	75 - 125
Beryllium	0.0052		0.100	0.0995		mg/L		94	75 - 125
Cadmium	<0.00024		0.100	0.0960		mg/L		96	75 - 125
Chromium	0.028	B ^+ F1	0.100	0.0903	F1 ^+	mg/L		62	75 - 125
Cobalt	0.0035	J B	0.100	0.0917		mg/L		88	75 - 125
Iron	4.2	B	1.00	5.15	4	mg/L		93	75 - 125
Lead	<0.00086		0.100	0.0927		mg/L		93	75 - 125
Magnesium	9.7		1.00	10.9	4	mg/L		114	75 - 125
Molybdenum	0.0083	B	0.100	0.103		mg/L		95	75 - 125
Potassium	4.1	B	1.00	5.44	4	mg/L		130	75 - 125
Selenium	<0.0023		0.100	0.0962		mg/L		96	75 - 125
Sodium	40		1.00	41.8	4	mg/L		149	75 - 125
Thallium	0.00019	J	0.100	0.0904		mg/L		90	75 - 125

Lab Sample ID: 705-67793-C-1-C MSD
Matrix: Water
Analysis Batch: 138529

Client Sample ID: Matrix Spike Duplicate
Prep Type: Total Recoverable
Prep Batch: 137861

Analyte	Sample Result	Sample Qualifier	Spike Added	MSD Result	MSD Qualifier	Unit	D	%Rec	%Rec Limits	RPD	RPD Limit
Antimony	<0.0025		0.100	0.0957		mg/L		96	75 - 125	2	20
Arsenic	0.0018	J	0.100	0.101		mg/L		99	75 - 125	10	20
Barium	0.0089	J	0.100	0.106		mg/L		97	75 - 125	1	20
Beryllium	0.0052		0.100	0.0987		mg/L		93	75 - 125	1	20
Cadmium	<0.00024		0.100	0.0950		mg/L		95	75 - 125	1	20
Chromium	0.028	B ^+ F1	0.100	0.0952	F1 ^+	mg/L		67	75 - 125	5	20
Cobalt	0.0035	J B	0.100	0.0975		mg/L		94	75 - 125	6	20
Iron	4.2	B	1.00	5.22	4	mg/L		100	75 - 125	1	20
Lead	<0.00086		0.100	0.0937		mg/L		94	75 - 125	1	20

Method: 6020B - Metals (ICP/MS) (Continued)

Lab Sample ID: 705-67793-C-1-C MSD — **Client Sample ID: Matrix Spike Duplicate**
Matrix: Water — **Prep Type: Total Recoverable**
Analysis Batch: 138529 — **Prep Batch: 137861**

Analyte	Sample Result	Sample Qualifier	Spike Added	MSD Result	MSD Qualifier	Unit	D	%Rec	%Rec Limits	RPD	RPD Limit
Magnesium	9.7		1.00	11.2	4	mg/L		151	75 - 125	3	20
Molybdenum	0.0083	B	0.100	0.104		mg/L		96	75 - 125	1	20
Potassium	4.1	B	1.00	5.33	4	mg/L		120	75 - 125	2	20
Selenium	<0.0023		0.100	0.0951		mg/L		95	75 - 125	1	20
Sodium	40		1.00	42.8	4	mg/L		248	75 - 125	2	20
Thallium	0.00019	J	0.100	0.0946		mg/L		95	75 - 125	5	20

Method: 7470A - Mercury (CVAA)

Lab Sample ID: MB 705-140163/1-A — **Client Sample ID: Method Blank**
Matrix: Water — **Prep Type: Total/NA**
Analysis Batch: 140361 — **Prep Batch: 140163**

Analyte	MB Result	MB Qualifier	RL	MDL	Unit	D	Prepared	Analyzed	Dil Fac
Mercury	<0.00017		0.00020	0.00017	mg/L		06/04/26 12:31	06/04/26 15:30	1

Lab Sample ID: LCS 705-140163/2-A — **Client Sample ID: Lab Control Sample**
Matrix: Water — **Prep Type: Total/NA**
Analysis Batch: 140361 — **Prep Batch: 140163**

Analyte	Spike Added	LCS Result	LCS Qualifier	Unit	D	%Rec	%Rec Limits
Mercury	0.00400	0.00419		mg/L		105	80 - 120

Lab Sample ID: 705-67811-A-2-C MS — **Client Sample ID: Matrix Spike**
Matrix: Water — **Prep Type: Total/NA**
Analysis Batch: 140361 — **Prep Batch: 140163**

Analyte	Sample Result	Sample Qualifier	Spike Added	MS Result	MS Qualifier	Unit	D	%Rec	%Rec Limits
Mercury	<0.00017		0.00400	0.00421		mg/L		105	75 - 125

Lab Sample ID: 705-67811-A-2-D MSD — **Client Sample ID: Matrix Spike Duplicate**
Matrix: Water — **Prep Type: Total/NA**
Analysis Batch: 140361 — **Prep Batch: 140163**

Analyte	Sample Result	Sample Qualifier	Spike Added	MSD Result	MSD Qualifier	Unit	D	%Rec	%Rec Limits	RPD	RPD Limit
Mercury	<0.00017		0.00400	0.00422		mg/L		106	75 - 125	0	20

Method: 2320B-2011 - Alkalinity, Total

Lab Sample ID: LCS 705-137053/1 — **Client Sample ID: Lab Control Sample**
Matrix: Water — **Prep Type: Total/NA**
Analysis Batch: 137053

Analyte	Spike Added	LCS Result	LCS Qualifier	Unit	D	%Rec	%Rec Limits
Total Alkalinity as CaCO3	125	133		mg/L		107	90 - 110

Method: 2320B-2011 - Alkalinity, Total (Continued)

Lab Sample ID: 705-67368-A-1 DU — **Client Sample ID: Duplicate**
Matrix: Water — **Prep Type: Total/NA**
Analysis Batch: 137053

Analyte	Sample Result	Sample Qualifier		DU Result	DU Qualifier	Unit	D			RPD	RPD Limit
Total Alkalinity as CaCO3	46			46.6		mg/L				1	30
Bicarbonate Alkalinity as CaCO3	46			46.6		mg/L				1	30
Carbonate Alkalinity as CaCO3	<3.0			<3.0		mg/L				NC	30

Method: 2540C - 2015 - Total Dissolved Solids (Dried at 180 °C)

Lab Sample ID: MB 705-136923/1 — **Client Sample ID: Method Blank**
Matrix: Water — **Prep Type: Total/NA**
Analysis Batch: 136923

Analyte	MB Result	MB Qualifier	RL	MDL	Unit	D	Prepared	Analyzed	Dil Fac
Total Dissolved Solids	<10		10	10	mg/L			05/20/26 16:17	1

Lab Sample ID: LCS 705-136923/2 — **Client Sample ID: Lab Control Sample**
Matrix: Water — **Prep Type: Total/NA**
Analysis Batch: 136923

Analyte			Spike Added	LCS Result	LCS Qualifier	Unit	D	%Rec	%Rec Limits		
Total Dissolved Solids			969	976		mg/L		101	80 - 120		

Lab Sample ID: 705-67379-A-1 DU — **Client Sample ID: Duplicate**
Matrix: Water — **Prep Type: Total/NA**
Analysis Batch: 136923

Analyte	Sample Result	Sample Qualifier		DU Result	DU Qualifier	Unit	D			RPD	RPD Limit
Total Dissolved Solids	340			352		mg/L				3	10

Accreditation/Certification Summary

Client: Southern Company
Project/Site: CCR - Plant Scherer Ash Pond

Job ID: 705-67370-1

Laboratory: Eurofins Atlanta

The accreditations/certifications listed below are applicable to this report.

Authority	Program	Identification Number	Expiration Date
Florida	NELAP	E87582	06-30-26
Georgia	State	E87582	06-30-26

eurofins | Environment Testing

ANALYTICAL REPORT

PREPARED FOR

Attn: Joju Abraham
Southern Company
241 Ralph McGill Blvd SE
B10185
Atlanta, Georgia (St) 30308

Generated 6/24/2026 12:42:27 PM

JOB DESCRIPTION

CCR - Plant Scherer Ash Pond

JOB NUMBER

705-67370-2

Eurofins Atlanta
3080 Presidential Dr
Atlanta GA 30340

See page two for job notes and contact information.

my EOL

Eurofins Atlanta

Job Notes

The test results in this report relate only to the samples as received by the laboratory and will meet all requirements of the methodology, with any exceptions noted. This report shall not be reproduced except in full, without the express written approval of the laboratory. All questions should be directed to the Eurofins Environment Testing Southeast, LLC Project Manager.

Authorization

Generated
6/24/2026 12:42:27 PM

Authorized for release by
David Fuller, Project Manager
David.Fuller@et.eurofinsus.com
(770)344-8986

Table of Contents

Cover Page 1
Table of Contents 3
Sample Summary 4
Chain of Custody 5
Receipt Checklists 7
Definitions/Glossary 9
Case Narrative 10
Client Sample Results 11
Tracer Carrier Summary 14
Method Summary 15
Lab Chronicle 16
QC Sample Results 17
Certification Summary 19

Sample Summary

Client: Southern Company
Project/Site: CCR - Plant Scherer Ash Pond

Job ID: 705-67370-2

Lab Sample ID	Client Sample ID	Matrix	Collected	Received	Sample Origin
705-67370-1	SCH-SGWC-10A	Water	05/19/26 10:48	05/19/26 18:18	Georgia (St)
705-67370-2	SCH-AP1-FD-1	Water	05/19/26 00:00	05/19/26 18:18	Georgia (St)
705-67370-3	SCH-AP1-FB-1	Water	05/19/26 10:35	05/19/26 18:18	Georgia (St)
705-67370-4	SCH-AP1-EB-1	Water	05/19/26 10:30	05/19/26 18:18	Georgia (St)

3080 Presidential Dr
Atlanta, GA 30340
Phone (770) 457-8177

Chain of Custody Record

eurofins | Environment Testing

Client Information	Sampler: Dana Bloomfield	Lab PM: David Fuller / Phone: 770-344-8986	Carrier Tracking No(s):	COC No:
Client Contact: Joju Abraham	Phone: 404-242-7557	E-Mail: David.Fuller@ET.EurofinsUS.com	State of Origin: GA	Page: Page 1 of 1
Company: Southern Company	PWSID:			Job #:
Address: 241 Ralph McGill Blvd SE B10185	Due Date Requested:			
City: Atlanta	TAT Requested (days):			
State, Zip: GA, 30308	Compliance Project: Δ Yes Δ No			
Phone:	Lab Project #: 70504534 (DO NOT REMOVE)			
Email: JAbraham@southernco.com	Lab PO #: GPC82130-0003 / PO Line #1			
Project Name: CCR - Plant Scherer Ash Pond	Project #:			
Site:	SSOW#:			

Analysis Requested

Preservation Codes:
D - HNO3
N - None

705-67370 COC

Other:

Task_Code: SCH-CCR-OTH-20250519

Special Instructions/Notes:

Sample Identification	Sample Date	Sample Time	Sample Type (C=comp, G=grab)	Matrix (W=water, S=solid, O=waste/oil, BT=Tissue, A=Air)	Field Filtered Sample (Yes or No)	Perform MS/MSD (Yes or No)	300_ORGFM_28D - Chloride, Fluoride, Sulfate	2540C_Calcd - Total Dissolved Solids (TDS)	6010D - App III Metals + Lithium	6020B - App IV Metals + Mg, Na, K, Fe	2320B - Alkalinity (HCO3/CO3/Total)	7470A - App IV Mercury	9315_Ra226 - Radium-226 (GFPC) - 21 day decay	9320_Ra228 - Radium-228 (GFPC) - 21 day decay	Ra226Ra228_GFPC - Combined Radium 226 and 228				Total Number of containers	Special Instructions/Notes
			Preservation Code:				N	N	D	D	N	D	D	D	D					
SCH-SGWC-10A	5/19/26	10:48	G	WG			X	X	X	X	X	X	X	X	X				7	EXTRA RADS
SCH-AP1-FD-1	5/19/26	-	G	WG			X	X	X	X	X	X	X	X	X				5	
SCH-AP1-FB-1	5/19/26	10:35	G	WQ			X	X	X	X	X	X	X	X	X				5	
SCH-AP1-EB-1	5/19/26	10:30	G	WQ			X	X	X	X	X	X	X	X	X				5	

705-67370 Chain of Custody

Possible Hazard Identification
☒ Non-Hazard ☐ Flammable ☐ Skin Irritant ☐ Poison B ☐ Unknown ☐ Radiological

Sample Disposal (A fee may be assessed if samples are retained longer than 1 month)
☐ Return To Client ☒ Disposal By Lab ☐ Archive For _____ Months

Deliverable Requested: I, II, III, IV, Other (specify)

Special Instructions/QC Requirements:

Empty Kit Relinquished by:	Date:	Time:	Method of Shipment:			
Relinquished by:	Date/Time: 5/19/26 1818	Company WSP	Received by:	Date/Time: 5/19/26 18:18	Company	
Relinquished by:	Date/Time:	Company	Received by:	Date/Time:	Company	
Relinquished by:	Date/Time:	Company	Received by:	Date/Time:	Company	

Custody Seals Intact: | Custody Seal No.:

Cooler Temperature(s) °C and Other Remarks: 4.6°C, 3.2°C #2669

Eurofins Atlanta
3080 Presidential Dr
Atlanta, GA 30340
Phone: 770-457-8177 Fax: 770-457-8188

Chain of Custody Record

eurofins | Environment Testing

Client Information (Sub Contract Lab)	Sampler: N/A	Lab PM: Fuller, David	Carrier Tracking No(s): N/A	COC No: 705-126219.1
Client Contact: Shipping/Receiving	Phone: N/A	E-Mail: David.Fuller@et.eurofinsus.com	State of Origin: Georgia (St)	Page: Page 1 of 1
Company: TestAmerica Laboratories, Inc.		Accreditations Required (See note): NELAP - Florida; State - Georgia		Job #: 705-67370-1
Address: 13715 Rider Trail North, ,	Due Date Requested: 6/1/2026			Preservation Codes: -
City: Earth City	TAT Requested (days): N/A			
State, Zip: MO, 63045				
Phone: 314-298-8566(Tel) 314-298-8757(Fax)	PO #: N/A			
Email: N/A	WO #: N/A			
Project Name: CCR - Plant Scherer Ash Pond	Project #: 70504534			
Site: N/A	SSOW#: N/A			Other: N/A

Analysis Requested

Sample Identification - Client ID (Lab ID)	Sample Date	Sample Time	Sample Type (C=Comp, G=grab)	Matrix (W=water, S=solid, O=waste/oil, BT=Tissue, A=Air)	Field Filtered Sample (Yes or No)	Perform MS/MSD (Yes or No)	9315_Ra226/PrecSep_21Radium-226 (GFPC) - 21 day decay	9320_Ra228/PrecSep_0Radium-228 (GFPC) 21 day decay	Ra226Ra228_GFPCCombined Radium-226 and Radium-228	Total Number of containers	Special Instructions/Note:
			Preservation Code:								
SCH-SGWC-10A (705-67370-1)	5/19/26	10:48 Eastern	G	Water			X	X	X	4	
SCH-AP1-FD-1 (705-67370-2)	5/19/26	Eastern	G	Water			X	X	X	2	
SCH-AP1-FB-1 (705-67370-3)	5/19/26	10:35 Eastern	G	Water			X	X	X	2	
SCH-AP1-EB-1 (705-67370-4)	5/19/26	10:30 Eastern	G	Water			X	X	X	2	

Note: Since laboratory accreditations are subject to change, Eurofins Environment Testing Southeast, LLC places the ownership of method, analyte & accreditation compliance upon our subcontract laboratories. This sample shipment is forwarded under chain-of-custody. If the laboratory does not currently maintain accreditation in the State of Origin listed above for analysis/tests/matrix being analyzed, the samples must be shipped back to the Eurofins Environment Testing Southeast, LLC laboratory or other instructions will be provided. Any changes to accreditation status should be brought to Eurofins Environment Testing Southeast, LLC attention immediately. If all requested accreditations are current to date, return the signed Chain of Custody attesting to said compliance to Eurofins Environment Testing Southeast, LLC.

Possible Hazard Identification	*Sample Disposal (A fee may be assessed if samples are retained longer than 1 month)*
Unconfirmed	☐ *Return To Client* ☐ *Disposal By Lab* ☐ *Archive For* _____ *Months*
Deliverable Requested: I, II, III, IV, Other (specify) Primary Deliverable Rank: 2	Special Instructions/QC Requirements:

Empty Kit Relinquished by:	Date:	Time:	Method of Shipment:

Relinquished by:	Date/Time:	Company	Received by:	Date/Time:	Company
RT	05/20/26 1700		Sierra Worthington	MAY 21 2026 0830	GASR
Relinquished by:	Date/Time:	Company	Received by:	Date/Time:	Company
Relinquished by:	Date/Time:	Company	Received by:	Date/Time:	Company

Custody Seals Intact: Δ Yes Δ No	Custody Seal No.:	Cooler Temperature(s) °C and Other Remarks:

Ver: 03/20/2026

Login Sample Receipt Checklist

Client: Southern Company

Job Number: 705-67370-2

Login Number: 67370
List Number: 1
Creator: Ceclu, Rodica

List Source: Eurofins Atlanta

Question	Answer	Comment
The cooler's custody seal, if present, is intact.	True	
The cooler does not appear to have been compromised or tampered with.	True	
Samples were received on ice.	True	
Cooler Temperature is acceptable.	True	
Cooler Temperature is recorded.	True	
COC present.	True	
COC is filled out in ink and legible.	True	
COC is filled out with all pertinent information.	True	
Sample custody seals, if present, are intact.	True	
Sample collection date/times are provided.	True	
The samples do not appear to have been compromised or tampered with.	True	
Containers are not broken or leaking.	True	
There are no discrepancies between the containers received and the COC.	True	
Sample containers have legible labels.	True	
Appropriate sample containers were rec'd and sufficient volume for all analyses.	True	
Samples are received within Holding Time (excluding tests with immediate HTs).	True	
Containers requiring zero headspace have no headspace or bubble is <6mm (1/4").	N/A	
Is there sufficient air space in bottle for bacteriological analysis.	N/A	

This receipt checklist is generated for all samples received in this Login. It may not be applicable to all Jobs associated with this Login.

Login Sample Receipt Checklist

Client: Southern Company

Job Number: 705-67370-2

Login Number: 67370
List Number: 2
Creator: Worthington, Sierra M

List Source: Eurofins St. Louis
List Creation: 05/21/26 12:40 PM

Question	Answer	Comment
Radioactivity wasn't checked or is </= background as measured by a survey meter.	True	
The cooler's custody seal, if present, is intact.	True	
Sample custody seals, if present, are intact.	True	
The cooler or samples do not appear to have been compromised or tampered with.	True	
Samples were received on ice.	N/A	
Cooler Temperature is acceptable.	True	
Cooler Temperature is recorded.	True	
COC is present.	True	
COC is filled out in ink and legible.	True	
COC is filled out with all pertinent information.	True	
Is the Field Sampler's name present on COC?	N/A	
There are no discrepancies between the containers received and the COC.	True	
Samples are received within Holding Time (excluding tests with immediate HTs)	True	
Sample containers have legible labels.	True	
Containers are not broken or leaking.	True	
Sample collection date/times are provided.	True	
Appropriate sample containers are used.	True	
Sample bottles are completely filled.	True	
Sample Preservation Verified.	True	
There is sufficient vol. for all requested analyses, incl. any requested MS/MSDs	True	
Containers requiring zero headspace have no headspace or bubble is <6mm (1/4").	N/A	
Multiphasic samples are not present.	True	
Samples do not require splitting or compositing.	True	
Residual Chlorine Checked.	N/A	

This receipt checklist is generated for all samples received in this Login. It may not be applicable to all Jobs associated with this Login.

Definitions/Glossary

Client: Southern Company
Project/Site: CCR - Plant Scherer Ash Pond

Job ID: 705-67370-2

Qualifiers

Rad

Qualifier	Qualifier Description
G	The Sample MDC is greater than the requested RL.
U	Result is less than the sample detection limit.

Glossary

Abbreviation	These commonly used abbreviations may or may not be present in this report.
☼	Listed under the "D" column to designate that the result is reported on a dry weight basis
%R	Percent Recovery
CFL	Contains Free Liquid
CFU	Colony Forming Unit
CNF	Contains No Free Liquid
DER	Duplicate Error Ratio (normalized absolute difference)
Dil Fac	Dilution Factor
DL	Detection Limit (DoD/DOE)
DL, RA, RE, IN	Indicates a Dilution, Re-analysis, Re-extraction, or additional Initial metals/anion analysis of the sample
DLC	Decision Level Concentration (Radiochemistry)
EDL	Estimated Detection Limit (Dioxin)
LOD	Limit of Detection (DoD/DOE)
LOQ	Limit of Quantitation (DoD/DOE)
MCL	EPA recommended "Maximum Contaminant Level"
MDA	Minimum Detectable Activity (Radiochemistry)
MDC	Minimum Detectable Concentration (Radiochemistry)
MDL	Method Detection Limit
ML	Minimum Level (Dioxin)
MPN	Most Probable Number
MQL	Method Quantitation Limit
NC	Not Calculated
ND	Not Detected at the reporting limit (or MDL or EDL if shown)
NEG	Negative / Absent
POS	Positive / Present
PQL	Practical Quantitation Limit
PRES	Presumptive
QC	Quality Control
RER	Relative Error Ratio (Radiochemistry)
RL	Reporting Limit or Requested Limit (Radiochemistry)
RPD	Relative Percent Difference, a measure of the relative difference between two points
TEF	Toxicity Equivalent Factor (Dioxin)
TEQ	Toxicity Equivalent Quotient (Dioxin)
TNTC	Too Numerous To Count

Job Narrative
705-67370-2

The analytical test results presented in this report meet all requirements of the associated regulatory program listed on the Accreditation/Certification Summary Page, unless otherwise noted. Data qualifiers and/or narrative comments are included to explain any exceptions, if applicable. Regulated compliance samples (e.g. SDWA, NPDES) must comply with associated agency requirements/permits.

- Matrix-specific batch QC (e.g., MS, MSD, SD) may not be reported when insufficient sample volume is available or when site-specific QC samples are not submitted. In such cases, a Laboratory Control Sample Duplicate (LCSD) may be analyzed to provide precision data for the batch.
- For samples analyzed using surrogate and/or isotope dilution analytes, any recoveries falling outside of established acceptance criteria are re-prepared and/or re-analyzed to confirm results, unless the deviation is due to sample dilution or otherwise explained in the case narrative.

Receipt
The samples were received on 5/19/2026 6:18 PM. Unless otherwise noted below, the samples arrived in good condition, and, where required, properly preserved and on ice. The temperatures of the 2 coolers at receipt time were 3.2°C and 4.6°C.

Gas Flow Proportional Counter
Method 9320: Radium 228 Batch 773045

The detection goal was not met for the following sample due to a reduced sample volume used in prep attributed to the presence of matrix interferences. SCH-SGWC-10A (705-67370-1) and SCH-AP1-FD-1 (705-67370-2)

No additional analytical or quality issues were noted, other than those described above or in the Definitions/ Glossary page.

Rad
No additional analytical or quality issues were noted, other than those described above or in the Definitions/ Glossary page.

Client Sample Results

Client: Southern Company
Project/Site: CCR - Plant Scherer Ash Pond

Job ID: 705-67370-2

Client Sample ID: SCH-SGWC-10A

Lab Sample ID: 705-67370-1
Matrix: Water
Date Collected: 05/19/26 10:48
Date Received: 05/19/26 18:18

Method: SW846 9315 - Radium-226 (GFPC)

Analyte	Result	Qualifier	Count Uncert. (2σ+/-)	Total Uncert. (2σ+/-)	RL	MDC	Unit	Prepared	Analyzed	Dil Fac
Radium-226	0.275	U	0.273	0.274	1.00	0.428	pCi/L	05/27/26 08:18	06/22/26 16:09	1

Carrier	*%Yield*	*Qualifier*	*Limits*	*Prepared*	*Analyzed*	*Dil Fac*
Ba Carrier	*75.3*		*30 - 110*	*05/27/26 08:18*	*06/22/26 16:09*	*1*

Method: SW846 9320 - Radium-228 (GFPC)

Analyte	Result	Qualifier	Count Uncert. (2σ+/-)	Total Uncert. (2σ+/-)	RL	MDC	Unit	Prepared	Analyzed	Dil Fac
Radium-228	-0.578	U G	0.514	0.516	1.00	1.10	pCi/L	05/27/26 08:27	06/22/26 11:58	1

Carrier	*%Yield*	*Qualifier*	*Limits*	*Prepared*	*Analyzed*	*Dil Fac*
Ba Carrier	*75.3*		*30 - 110*	*05/27/26 08:27*	*06/22/26 11:58*	*1*
Y Carrier	*80.4*		*30 - 110*	*05/27/26 08:27*	*06/22/26 11:58*	*1*

Method: Lab SOP Ra226_Ra228 - Combined Radium-226 and Radium-228

Analyte	Result	Qualifier	Count Uncert. (2σ+/-)	Total Uncert. (2σ+/-)	RL	MDC	Unit	Prepared	Analyzed	Dil Fac
Combined Radium 226 + 228	-0.303	U	0.582	0.584	5.00	1.10	pCi/L		06/22/26 17:11	1

Client Sample ID: SCH-AP1-FD-1

Lab Sample ID: 705-67370-2
Matrix: Water
Date Collected: 05/19/26 00:00
Date Received: 05/19/26 18:18

Method: SW846 9315 - Radium-226 (GFPC)

Analyte	Result	Qualifier	Count Uncert. (2σ+/-)	Total Uncert. (2σ+/-)	RL	MDC	Unit	Prepared	Analyzed	Dil Fac
Radium-226	-0.00319	U	0.284	0.284	1.00	0.564	pCi/L	05/27/26 08:18	06/22/26 16:09	1

Carrier	*%Yield*	*Qualifier*	*Limits*	*Prepared*	*Analyzed*	*Dil Fac*
Ba Carrier	*67.5*		*30 - 110*	*05/27/26 08:18*	*06/22/26 16:09*	*1*

Method: SW846 9320 - Radium-228 (GFPC)

Analyte	Result	Qualifier	Count Uncert. (2σ+/-)	Total Uncert. (2σ+/-)	RL	MDC	Unit	Prepared	Analyzed	Dil Fac
Radium-228	0.419	U G	0.694	0.695	1.00	1.18	pCi/L	05/27/26 08:27	06/22/26 11:58	1

Carrier	*%Yield*	*Qualifier*	*Limits*	*Prepared*	*Analyzed*	*Dil Fac*
Ba Carrier	*67.5*		*30 - 110*	*05/27/26 08:27*	*06/22/26 11:58*	*1*
Y Carrier	*77.8*		*30 - 110*	*05/27/26 08:27*	*06/22/26 11:58*	*1*

Client Sample Results

Client: Southern Company
Project/Site: CCR - Plant Scherer Ash Pond

Job ID: 705-67370-2

Client Sample ID: SCH-AP1-FD-1

Lab Sample ID: 705-67370-2
Date Collected: 05/19/26 00:00
Matrix: Water
Date Received: 05/19/26 18:18

Method: Lab SOP Ra226_Ra228 - Combined Radium-226 and Radium-228

Analyte	Result	Qualifier	Count Uncert. (2σ+/-)	Total Uncert. (2σ+/-)	RL	MDC	Unit	Prepared	Analyzed	Dil Fac
Combined Radium 226 + 228	0.415	U	0.750	0.751	5.00	1.18	pCi/L		06/22/26 17:11	1

Client Sample ID: SCH-AP1-FB-1

Lab Sample ID: 705-67370-3
Date Collected: 05/19/26 10:35
Matrix: Water
Date Received: 05/19/26 18:18

Method: SW846 9315 - Radium-226 (GFPC)

Analyte	Result	Qualifier	Count Uncert. (2σ+/-)	Total Uncert. (2σ+/-)	RL	MDC	Unit	Prepared	Analyzed	Dil Fac
Radium-226	-0.108	U	0.0765	0.0772	1.00	0.278	pCi/L	05/27/26 08:18	06/22/26 16:09	1

Carrier	*%Yield*	*Qualifier*	*Limits*	*Prepared*	*Analyzed*	*Dil Fac*
Ba Carrier	*69.0*		*30 - 110*	*05/27/26 08:18*	*06/22/26 16:09*	*1*

Method: SW846 9320 - Radium-228 (GFPC)

Analyte	Result	Qualifier	Count Uncert. (2σ+/-)	Total Uncert. (2σ+/-)	RL	MDC	Unit	Prepared	Analyzed	Dil Fac
Radium-228	0.392	U	0.531	0.532	1.00	0.888	pCi/L	05/27/26 08:27	06/22/26 11:58	1

Carrier	*%Yield*	*Qualifier*	*Limits*	*Prepared*	*Analyzed*	*Dil Fac*
Ba Carrier	*69.0*		*30 - 110*	*05/27/26 08:27*	*06/22/26 11:58*	*1*
Y Carrier	*75.9*		*30 - 110*	*05/27/26 08:27*	*06/22/26 11:58*	*1*

Method: Lab SOP Ra226_Ra228 - Combined Radium-226 and Radium-228

Analyte	Result	Qualifier	Count Uncert. (2σ+/-)	Total Uncert. (2σ+/-)	RL	MDC	Unit	Prepared	Analyzed	Dil Fac
Combined Radium 226 + 228	0.284	U	0.536	0.538	5.00	0.888	pCi/L		06/23/26 13:24	1

Client Sample ID: SCH-AP1-EB-1

Lab Sample ID: 705-67370-4
Date Collected: 05/19/26 10:30
Matrix: Water
Date Received: 05/19/26 18:18

Method: SW846 9315 - Radium-226 (GFPC)

Analyte	Result	Qualifier	Count Uncert. (2σ+/-)	Total Uncert. (2σ+/-)	RL	MDC	Unit	Prepared	Analyzed	Dil Fac
Radium-226	-0.0208	U	0.120	0.120	1.00	0.279	pCi/L	05/27/26 08:18	06/22/26 16:09	1

Carrier	*%Yield*	*Qualifier*	*Limits*	*Prepared*	*Analyzed*	*Dil Fac*
Ba Carrier	*70.1*		*30 - 110*	*05/27/26 08:18*	*06/22/26 16:09*	*1*

Client Sample Results

Client: Southern Company
Project/Site: CCR - Plant Scherer Ash Pond

Job ID: 705-67370-2

Client Sample ID: SCH-AP1-EB-1

Lab Sample ID: 705-67370-4

Date Collected: 05/19/26 10:30
Date Received: 05/19/26 18:18

Matrix: Water

Method: SW846 9320 - Radium-228 (GFPC)

Analyte	Result	Qualifier	Count Uncert. (2σ+/-)	Total Uncert. (2σ+/-)	RL	MDC	Unit	Prepared	Analyzed	Dil Fac
Radium-228	0.525	U	0.568	0.570	1.00	0.926	pCi/L	05/27/26 08:27	06/22/26 11:58	1

Carrier	*%Yield*	*Qualifier*	*Limits*	*Prepared*	*Analyzed*	*Dil Fac*
Ba Carrier	*70.1*		*30 - 110*	*05/27/26 08:27*	*06/22/26 11:58*	*1*
Y Carrier	*75.1*		*30 - 110*	*05/27/26 08:27*	*06/22/26 11:58*	*1*

Method: Lab SOP Ra226_Ra228 - Combined Radium-226 and Radium-228

Analyte	Result	Qualifier	Count Uncert. (2σ+/-)	Total Uncert. (2σ+/-)	RL	MDC	Unit	Prepared	Analyzed	Dil Fac
Combined Radium 226 + 228	0.505	U	0.581	0.582	5.00	0.926	pCi/L		06/23/26 13:24	1

Tracer/Carrier Summary

Client: Southern Company
Project/Site: CCR - Plant Scherer Ash Pond

Job ID: 705-67370-2

Method: 9315 - Radium-226 (GFPC)

Matrix: Water **Prep Type: Total/NA**

		Percent Yield (Acceptance Limits)							
		Ba							
Lab Sample ID	Client Sample ID	(30-110)							
500-286750-D-5-A DU	Duplicate	77.9							
705-67370-1	SCH-SGWC-10A	75.3							
705-67370-2	SCH-AP1-FD-1	67.5							
705-67370-3	SCH-AP1-FB-1	69.0							
705-67370-4	SCH-AP1-EB-1	70.1							
LCS 160-773044/2-A	Lab Control Sample	83.6							
MB 160-773044/1-A	Method Blank	86.8							

Tracer/Carrier Legend

Ba = Ba Carrier

Method: 9320 - Radium-228 (GFPC)

Matrix: Water **Prep Type: Total/NA**

		Percent Yield (Acceptance Limits)							
		Ba	Y						
Lab Sample ID	Client Sample ID	(30-110)	(30-110)						
500-286750-D-5-B DU	Duplicate	77.9	79.3						
705-67370-1	SCH-SGWC-10A	75.3	80.4						
705-67370-2	SCH-AP1-FD-1	67.5	77.8						
705-67370-3	SCH-AP1-FB-1	69.0	75.9						
705-67370-4	SCH-AP1-EB-1	70.1	75.1						
LCS 160-773045/2-A	Lab Control Sample	83.6	79.3						
MB 160-773045/1-A	Method Blank	86.8	82.2						

Tracer/Carrier Legend

Ba = Ba Carrier

Y = Y Carrier

Method Summary

Client: Southern Company
Project/Site: CCR - Plant Scherer Ash Pond

Job ID: 705-67370-2

Method	Method Description	Protocol	Laboratory
9315	Radium-226 (GFPC)	SW846	EET SL
9320	Radium-228 (GFPC)	SW846	EET SL
Ra226_Ra228	Combined Radium-226 and Radium-228	Lab SOP	EET SL
PrecSep_0	Preparation, Precipitate Separation	None	EET SL
PrecSep-21	Preparation, Precipitate Separation (21-Day In-Growth)	None	EET SL

Protocol References:

Lab SOP = Laboratory Standard Operating Procedure

None = None

SW846 = "Test Methods For Evaluating Solid Waste, Physical/Chemical Methods", Third Edition, November 1986 And Its Updates.

Laboratory References:

EET SL = Eurofins St. Louis, 13715 Rider Trail North, Earth City, MO 63045, TEL (314)298-8566

Lab Chronicle

Client: Southern Company
Project/Site: CCR - Plant Scherer Ash Pond

Job ID: 705-67370-2

Client Sample ID: SCH-SGWC-10A

Lab Sample ID: 705-67370-1

Date Collected: 05/19/26 10:48
Matrix: Water
Date Received: 05/19/26 18:18

Prep Type	Batch Type	Batch Method	Run	Dilution Factor	Batch Number	Analyst	Lab	Prepared or Analyzed
Total/NA	Prep	PrecSep-21			773044	ASL	EET SL	05/27/26 08:18
Total/NA	Analysis	9315		1	777304	SWS	EET SL	06/22/26 16:09
Total/NA	Prep	PrecSep_0			773045	ASL	EET SL	05/27/26 08:27
Total/NA	Analysis	9320		1	777329	SWS	EET SL	06/22/26 11:58
Total/NA	Analysis	Ra226_Ra228		1	777364	CAH	EET SL	06/22/26 17:11

Client Sample ID: SCH-AP1-FD-1

Lab Sample ID: 705-67370-2

Date Collected: 05/19/26 00:00
Matrix: Water
Date Received: 05/19/26 18:18

Prep Type	Batch Type	Batch Method	Run	Dilution Factor	Batch Number	Analyst	Lab	Prepared or Analyzed
Total/NA	Prep	PrecSep-21			773044	ASL	EET SL	05/27/26 08:18
Total/NA	Analysis	9315		1	777304	SWS	EET SL	06/22/26 16:09
Total/NA	Prep	PrecSep_0			773045	ASL	EET SL	05/27/26 08:27
Total/NA	Analysis	9320		1	777329	SWS	EET SL	06/22/26 11:58
Total/NA	Analysis	Ra226_Ra228		1	777364	CAH	EET SL	06/22/26 17:11

Client Sample ID: SCH-AP1-FB-1

Lab Sample ID: 705-67370-3

Date Collected: 05/19/26 10:35
Matrix: Water
Date Received: 05/19/26 18:18

Prep Type	Batch Type	Batch Method	Run	Dilution Factor	Batch Number	Analyst	Lab	Prepared or Analyzed
Total/NA	Prep	PrecSep-21			773044	ASL	EET SL	05/27/26 08:18
Total/NA	Analysis	9315		1	777304	SWS	EET SL	06/22/26 16:09
Total/NA	Prep	PrecSep_0			773045	ASL	EET SL	05/27/26 08:27
Total/NA	Analysis	9320		1	777329	SWS	EET SL	06/22/26 11:58
Total/NA	Analysis	Ra226_Ra228		1	777364	CAH	EET SL	06/23/26 13:24

Client Sample ID: SCH-AP1-EB-1

Lab Sample ID: 705-67370-4

Date Collected: 05/19/26 10:30
Matrix: Water
Date Received: 05/19/26 18:18

Prep Type	Batch Type	Batch Method	Run	Dilution Factor	Batch Number	Analyst	Lab	Prepared or Analyzed
Total/NA	Prep	PrecSep-21			773044	ASL	EET SL	05/27/26 08:18
Total/NA	Analysis	9315		1	777304	SWS	EET SL	06/22/26 16:09
Total/NA	Prep	PrecSep_0			773045	ASL	EET SL	05/27/26 08:27
Total/NA	Analysis	9320		1	777329	SWS	EET SL	06/22/26 11:58
Total/NA	Analysis	Ra226_Ra228		1	777364	CAH	EET SL	06/23/26 13:24

Laboratory References:

EET SL = Eurofins St. Louis, 13715 Rider Trail North, Earth City, MO 63045, TEL (314)298-8566

QC Sample Results

Client: Southern Company
Project/Site: CCR - Plant Scherer Ash Pond

Job ID: 705-67370-2

Method: 9315 - Radium-226 (GFPC)

Lab Sample ID: MB 160-773044/1-A — **Client Sample ID: Method Blank**
Matrix: Water — **Prep Type: Total/NA**
Analysis Batch: 777304 — **Prep Batch: 773044**

Analyte	MB Result	MB Qualifier	Count Uncert. (2σ+/-)	Total Uncert. (2σ+/-)	RL	MDC	Unit	Prepared	Analyzed	Dil Fac
Radium-226	0.005753	U	0.127	0.127	1.00	0.264	pCi/L	05/27/26 08:18	06/22/26 16:09	1

Carrier	*MB %Yield*	*MB Qualifier*	*Limits*	*Prepared*	*Analyzed*	*Dil Fac*
Ba Carrier	*86.8*		*30 - 110*	*05/27/26 08:18*	*06/22/26 16:09*	*1*

Lab Sample ID: LCS 160-773044/2-A — **Client Sample ID: Lab Control Sample**
Matrix: Water — **Prep Type: Total/NA**
Analysis Batch: 777304 — **Prep Batch: 773044**

Analyte			Spike Added	LCS Result	LCS Qual	Total Uncert. (2σ+/-)	RL	MDC	Unit	%Rec	%Rec Limits		
Radium-226			9.57	8.333		1.12	1.00	0.281	pCi/L	87	75 - 125		

Carrier	*LCS %Yield*	*LCS Qualifier*	*Limits*
Ba Carrier	*83.6*		*30 - 110*

Lab Sample ID: 500-286750-D-5-A DU — **Client Sample ID: Duplicate**
Matrix: Water — **Prep Type: Total/NA**
Analysis Batch: 777304 — **Prep Batch: 773044**

Analyte	Sample Result	Sample Qual		DU Result	DU Qual	Total Uncert. (2σ+/-)	RL	MDC	Unit			RER	RER Limit
Radium-226	0.0556	U		0.008436	U	0.117	1.00	0.250	pCi/L			0.18	1

Carrier	*DU %Yield*	*DU Qualifier*	*Limits*
Ba Carrier	*77.9*		*30 - 110*

Method: 9320 - Radium-228 (GFPC)

Lab Sample ID: MB 160-773045/1-A — **Client Sample ID: Method Blank**
Matrix: Water — **Prep Type: Total/NA**
Analysis Batch: 777327 — **Prep Batch: 773045**

Analyte	MB Result	MB Qualifier	Count Uncert. (2σ+/-)	Total Uncert. (2σ+/-)	RL	MDC	Unit	Prepared	Analyzed	Dil Fac
Radium-228	0.3195	U	0.300	0.301	1.00	0.474	pCi/L	05/27/26 08:27	06/22/26 11:51	1

Carrier	*MB %Yield*	*MB Qualifier*	*Limits*	*Prepared*	*Analyzed*	*Dil Fac*
Ba Carrier	*86.8*		*30 - 110*	*05/27/26 08:27*	*06/22/26 11:51*	*1*
Y Carrier	*82.2*		*30 - 110*	*05/27/26 08:27*	*06/22/26 11:51*	*1*

Method: 9320 - Radium-228 (GFPC) (Continued)

Lab Sample ID: LCS 160-773045/2-A — **Client Sample ID: Lab Control Sample**
Matrix: Water — **Prep Type: Total/NA**
Analysis Batch: 777327 — **Prep Batch: 773045**

Analyte			Spike Added	LCS Result	LCS Qual	Total Uncert. (2σ+/-)	RL	MDC	Unit	%Rec	%Rec Limits		
Radium-228			9.04	10.19		1.41	1.00	0.632	pCi/L	113	75 - 125		

Carrier	*LCS %Yield*	*LCS Qualifier*	*Limits*
Ba Carrier	*83.6*		*30 - 110*
Y Carrier	*79.3*		*30 - 110*

Lab Sample ID: 500-286750-D-5-B DU — **Client Sample ID: Duplicate**
Matrix: Water — **Prep Type: Total/NA**
Analysis Batch: 777327 — **Prep Batch: 773045**

Analyte	Sample Result	Sample Qual		DU Result	DU Qual	Total Uncert. (2σ+/-)	RL	MDC	Unit			RER	RER Limit
Radium-228	0.299	U		0.5818	U	0.435	1.00	0.648	pCi/L			0.32	1

Carrier	*DU %Yield*	*DU Qualifier*	*Limits*
Ba Carrier	*77.9*		*30 - 110*
Y Carrier	*79.3*		*30 - 110*

Accreditation/Certification Summary

Client: Southern Company
Project/Site: CCR - Plant Scherer Ash Pond

Job ID: 705-67370-2

Laboratory: Eurofins St. Louis

The accreditations/certifications listed below are applicable to this report.

Authority	Program	Identification Number	Expiration Date
Florida	NELAP	E87689	06-30-26

APPENDIX B

Data Validation Summary

Quality Control Review of Analytical Data - Plant Scherer Ash Pond 1 (AP-1)
Submitted by Eurofins Environmental Testing
July 2026

This narrative presents results of the quality control (QC) data review performed on analytical data submitted to Eurofins Environment Testing, Inc. for groundwater samples collected at Plant Scherer CCR Ash Pond 1 (AP-1) between February 17 and May 19, 2026. The chemical data were reviewed to identify quality issues which could affect the use of the data for decision making purposes.

Information regarding the primary sample locations, analytical parameters, QC samples, sampling dates, and laboratory sample delivery group (SDG) designations is summarized in Table 1. In accordance with groundwater monitoring and corrective action procedures discussed in Title 40 CFR, Subpart D - Standards for the Disposal of Coal Combustion Residuals in Landfills and Surface Impoundments, the samples were analyzed for detection monitoring constituents listed in 40 CFR, Part 257, Appendix III and assessment monitoring constituents listed in 40 CFR, Part 257, Appendix IV. Test methods included Inductively Coupled Plasma - Mass Spectrometry (USEPA Method 6020B), Mercury in Liquid Wastes (USEPA Method 7470A), Determination of Inorganic Anions by Ion Chromatography (USEPA Method 300.0), Total Dissolved Solids (Standard Methods 2540C), Alkalinity by Titration (Standard Methods 2320B), Radium-226 (USEPA Method 9315) and Radium-228 (USEPA Method 9320).

Data were reviewed in accordance with the US EPA Region IV Data Validation Standard Operating Procedures for Contract Laboratory Program (CLP) Inorganic Data by Inductively Coupled Plasma – Atomic Emission Spectroscopy and Inductively Coupled Plasma – Mass Spectroscopy (September 2011, Rev. 2.0), US EPA Region IV Data Validation Standard Operating Procedures for CLP Mercury Data by Cold Vapor Atomic Absorption (September 2011, Rev. 2.0), the National Functional Guidelines for Inorganic Superfund Methods Data Review (November 2020), and US Department of Energy, Evaluation of Radiochemical Data Usability (April 1997). The review included an assessment of the results for completeness, precision (field and laboratory duplicates, matrix spike/matrix spike duplicates), accuracy (laboratory control samples and matrix spike samples), and sensitivity (reporting limits and blank contamination, including field and laboratory blanks). Additionally, sample procedures, holding times and chains-of-custody were reviewed. Where there was a discrepancy between the QC criteria in the guidelines and the QC criterion established in the analytic methodology, method-specific criteria or professional judgment was used.

DATA QUALITY OBJECTIVES

Laboratory Precision: Laboratory goals for precision were met.

Field Precision: Field goals for precision were met.

Accuracy: Laboratory goals for accuracy were met with the exception of barium, chloride, fluoride, iron, TDS, thallium, sodium, and sulfate, as described in the qualification section below.

Sensitivity: Project goals for detection limits were met.

Certain samples were diluted due to elevated concentrations of target analytes. Dilutions do not require qualifications based on USEPA guidelines. Detection and reporting limits of non-detect compounds are elevated proportional to the dilution when undiluted sample results are not provided by the laboratory. The data usability of diluted results was evaluated by the data user in the context of site-wide characterization. Detections were found in certain blank results, as described in the qualification sections below.

Completeness: There were no rejected analytical results for this event, resulting in a completeness of 100%.

Holding Times: All holding time requirements were met in accordance with specific analytical methods.

QUALIFICATIONS

In general, chemical results for the samples collected at the Site were qualified on the basis of precision, accuracy, sensitivity, or on the basis of professional judgment. The following definitions provide brief explanations of the qualifiers which may have been assigned to data during the data validation process.

J- The analyte was reported above the method detection limit; however, the concentration reported is an estimated value that may be biased low.

U The analyte was not detected above the method detection limit.

UJ The analyte was not detected at a level greater than or equal to the reporting limit. However, the reporting limit was approximate and may be inaccurate or imprecise.

The data generated as part of this sampling event met the QC criteria established in the respective analytical methods and data validation guidelines except as specified below. Although these qualifications were applied to data from samples collected at the site and reported in SDGs, qualifications may not have been required or applied to all samples collected. A summary of sample qualifications can be found in Table 2.

- Chloride and sulfate results in samples SCH-SGWC-14 and SCH-PZ-70 displayed MS and MSD recoveries that were below QC limits, and therefore were qualified as estimated, bias low (J-).
- Sample SCH-SGWC-14 had an MS and MSD recover below the lower QC limit for fluoride. This analyte was also detected in the equipment blank associated with sample SCH-SGWC-14. The result was qualified as non-detect, estimated (UJ) and the RL was reported.
- Sodium for sample SCH-SGWA-5, magnesium and sodium for sample SCH-SGWC-15, and calcium for sample SCH-PZ-40I had MS and/or MSD recover outside of QC limits. The sample concentration was greater than four times the spike concentration and as a result, qualification was not required.
- Certain barium, cobalt, fluoride, iron, sulfate, potassium, TDS, and thallium results in SDGs 705-58145-1, 705-67370-1, 705-58418-1, 705-59334-1, and 705-58411-1 were qualified as non-detect (U) when the analyte was detected at a similar level in an associated blank sample. As shown in Table 2, if the original sample results were below the reporting limit (RL), the results were qualified as non-detect (U) and the RL was reported. If the original sample results were greater than the RL, the original results were reported and were U qualified.

WSP reviewed the data from samples collected at Plant Scherer CCR AP-1 between February 17 and May 19, 2026 in accordance with the analytical methods, the laboratory specific QC criteria, and the guidelines. As described above, 100% of the results were acceptable for project use. The data are considered usable for meeting project objectives and the results are considered valid.

REFERENCE

Paar, J.G. & Porterfield, D.R. *Evaluation of Radiochemical Data Usability.* United States Department of Energy, Office of Environmental Restoration and Waste Management, Oak Ridge National Laboratory, April 1997.

USEPA, November 2020, National, Office of Superfund Remediation and Technology Innovation, *National Functional Guidelines for Inorganic Superfund Methods Data Review.*

USEPA, September 2011, Region 4, Science and Ecosystem Support Division, Quality Assurance Section, MTSB, *Data Validation Standard Operating Procedures for Contract Laboratory Program Inorganic Data By Inductively Coupled Plasma – Atomic Emission Spectroscopy and Inductively Coupled Plasma – Mass Spectroscopy,* Revision 2.0.

USEPA, September 2011, Region 4, Science and Ecosystem Support Division, Quality Assurance Section, MTSB, *Data Validation Standard Operating Procedures for Contract Laboratory Program Mercury Data By Cold Vapor Atomic Absorption,* Revision 2.0.

TABLE 1

Sample Summary Table
SCS Plant Scherer

						Analyses							
SDGs	***Field Identification***	***Collection Date***	***Lab Identification***	***Matrix***	***QC Samples***	**Total Mercury (EPA 7470A)**	**Alkalinity (SM 2320B)**	**TDS (SM 2540C-2011)**	**Total Metals (EPA 6020B)**	**Anions (EPA 300.0)**	**Cations (EPA 6010D)**	**Radium-226 (EPA 9315)**	**Radium-228 (EPA 9320)**
705-58142-1	SCH-PZ-41S	2/18/2026	705-58142-1	WG		X	X	X	X	X	X	-	-
705-58142-1	SCH-PZ-17I	2/18/2026	705-58142-2	WG		X	X	X	X	X	X	-	-
705-58142-1	SCH-PZ-40I	2/18/2026	705-58142-3	WG		X	X	X	X	X	X	-	-
705-58142-1	SCH-AP1-FD-3	2/18/2026	705-58142-4	WG	FD (SCH-PZ-17I)	X	X	X	X	X	X	-	-
705-58424-1	SCH-PZ-14S	2/19/2026	705-58424-1	WG		X	X	X	X	X	X	-	-
705-59336-1	SCH-PZ-70	3/2/2026	705-59336-1	WG		X	X	X	X	X	X	-	-
705-59184-1	SCH-PZ-39S	2/26/2026	705-59184-1	WG		X	X	X	X	X	X	-	-
705-59184-1	SCH-PZ-29S	2/26/2026	705-59184-2	WG		X	X	X	X	X	X	-	-
705-59184-1	SCH-AP1-FB-3	2/26/2026	705-59184-3	WQ	FB (SCH-PZ-29S)	X	X	X	X	X	X	-	-
705-59184-1	SCH-PZ-43S	2/26/2026	705-59184-4	WG		X	X	X	X	X	X	-	-
705-59184-1	SCH-AP1-FB-4	2/26/2026	705-59184-5	WQ	FB (SCH-PZ-43S)	X	X	X	X	X	X	-	-
705-59184-1	SCH-PZ-30I	2/26/2026	705-59184-6	WG		X	X	X	X	X	X	-	-
705-59184-1	SCH-AP1-EB-3	2/26/2026	705-59184-7	WQ	EB (SCH-PZ-30I)	X	X	X	X	X	X	-	-
705-59184-1	SCH-PZ-69I	2/26/2026	705-59184-8	WG		X	X	X	X	X	X	-	-
705-59184-1	SCH-PZ-13S	2/27/2026	705-59184-9	WG		X	X	X	X	X	X	-	-
705-58015-1	SCH-SGWC-15	2/17/2026	705-58015-1	WG	-	X	X	X	X	X	X	-	-
705-58015-1	SCH-SGWC-20	2/17/2026	705-58015-2	WG	-	X	X	X	X	X	X	-	-
705-58145-1	SCH-SGWC-19	2/18/2026	705-58145-1	WG	-	X	X	X	X	X	X	-	-
705-58145-1	SCH-SGWC-16	2/18/2026	705-58145-2	WG	-	X	X	X	X	X	X	-	-
705-58145-1	SCH-AP1-FD-2	2/18/2026	705-58145-3	WG	FD (SCH-SGWC-16)	X	X	X	X	X	X	-	-
705-58145-1	SCH-SGWC-11	2/18/2026	705-58145-4	WG	-	X	X	X	X	X	X	-	-
705-58145-1	SCH-SGWC-17	2/18/2026	705-58145-5	WG	-	X	X	X	X	X	X	-	-
705-58145-1	SCH-AP1-FB-2	2/18/2026	705-58145-6	WQ	FB (SCH-SGWC-17)	X	X	X	X	X	X	-	-
705-58145-1	SCH-SGWC-13	2/18/2026	705-58145-7	WG	-	X	X	X	X	X	X	-	-
705-58145-1	SCH-SGWC-21	2/18/2026	705-58145-8	WG	-	X	X	X	X	X	X	-	-
705-58145-1	SCH-SGWC-12	2/18/2026	705-58145-9	WG	-	X	X	X	X	X	X	-	-
705-58793-1	SCH-SGWC-9	2/25/2026	705-58793-1	WG	-	X	X	X	X	X	X	-	-
705-58421-1	SCH-PZ-25S	2/19/2026	705-58421-1	WG		X	X	X	X	X	X	-	-
705-58418-1	SCH-PZ-44I	2/20/2026	705-58418-1	WG		X	X	X	X	X	X	-	-
705-58418-1	SCH-AP1-EB-4	2/20/2026	705-58418-2	WQ	EB (SCH-PZ-44I)	X	X	X	X	X	X	-	-
705-58418-1	SCH-PZ-42I	2/20/2026	705-58418-3	WG		X	X	X	X	X	X	-	-
705-58418-1	SCH-AP1-FD-4	2/20/2026	705-58418-4	WG	FD (SCH-PZ-42I)	X	X	X	X	X	X	-	-
705-58795-1	SCH-PZ-25I	2/25/2026	705-58795-1	WG		-	X	X	X	X	X	-	-
705-58411-1	SCH-SGWA-4	2/19/2026	705-58411-1	WG		X	X	X	X	X	X	-	-
705-58411-1	SCH-AP1-FD-1	2/19/2026	705-58411-2	WG	FD (SCH-SGWA-4)	X	X	X	X	X	X	-	-
705-58411-1	SCH-SGWC-14	2/19/2026	705-58411-3	WG		X	X	X	X	X	X	-	-
705-58411-1	SCH-AP1-EB-2	2/19/2026	705-58411-4	WQ	EB (SCH-SGWC-14)	X	X	X	X	X	X	-	-
705-58411-1	SCH-SGWC-22	2/19/2026	705-58411-5	WG		X	X	X	X	X	X	-	-
705-58411-1	SCH-SGWC-23	2/19/2026	705-58411-6	WG		X	X	X	X	X	X	-	-
705-58411-1	SCH-SGWC-8	2/19/2026	705-58411-7	WG		X	X	X	X	X	X	-	-
705-58411-1	SCH-SGWA-24	2/19/2026	705-58411-8	WG		X	X	X	X	X	X	-	-
705-58411-1	SCH-SGWC-6	2/19/2026	705-58411-9	WG		X	X	X	X	X	X	-	-
705-58411-1	SCH-SGWA-3	2/19/2026	705-58411-10	WG		X	X	X	X	X	X	-	-
705-58411-1	SCH-AP1-FB-1	2/19/2026	705-58411-11	WQ	FB (SCH-SGWA-3)	X	X	X	X	X	X	-	-
705-58414-1	SCH-SGWA-24	2/20/2026	705-58414-1	WG		X	X	X	X	X	X	-	-
705-58414-1	SCH-SGWC-7	2/20/2026	705-58414-2	WG		X	X	X	X	X	X	-	-
705-58414-1	SCH-SGWA-25	2/20/2026	705-58414-3	WG		X	X	X	X	X	X	-	-
705-59334-1	SCH-SGWA-10A	3/2/2026	705-59334-1	WG		X	X	X	X	X	X	-	-
705-59334-1	SCH-SGWA-5	3/2/2026	705-59334-2	WG		X	X	X	X	X	X	-	-
705-59334-1	SCH-AP1-EB-1	3/2/2026	705-59334-3	WQ	EB (SCH-SGWA-5)	X	X	X	X	X	X	-	-
705-59334-1	SCH-SGWA-1	3/2/2026	705-59334-4	WG		X	X	X	X	X	X	-	-
705-58015-2	SCH-SGWC-15	2/17/2026	705-58015-1	WG	-	-	-	-	-	-	-	X	X
705-58015-2	SCH-SGWC-20	2/17/2026	705-58015-2	WG	-	-	-	-	-	-	-	X	X
705-58145-2	SCH-SGWC-19	2/18/2026	705-58145-1	WG	-	-	-	-	-	-	-	X	X
705-58145-2	SCH-SGWC-16	2/18/2026	705-58145-2	WG	-	-	-	-	-	-	-	X	X
705-58145-2	SCH-AP1-FD-2	2/18/2026	705-58145-3	WG	FD (SCH-SGWC-16)	-	-	-	-	-	-	X	X
705-58145-2	SCH-SGWC-11	2/18/2026	705-58145-4	WG	-	-	-	-	-	-	-	X	X
705-58145-2	SCH-SGWC-17	2/18/2026	705-58145-5	WG	-	-	-	-	-	-	-	X	X
705-58145-2	SCH-AP1-FB-2	2/18/2026	705-58145-6	WQ	FB (SCH-SGWC-17)	-	-	-	-	-	-	X	X
705-58145-2	SCH-SGWC-13	2/18/2026	705-58145-7	WG	-	-	-	-	-	-	-	X	X

TABLE 1

Sample Summary Table
SCS Plant Scherer

						Analyses							
SDGs	***Field Identification***	***Collection Date***	***Lab Identification***	***Matrix***	***QC Samples***	**Total Mercury (EPA 7470A)**	**Alkalinity (SM 2320B)**	**TDS (SM 2540C-2011)**	**Total Metals (EPA 6020B)**	**Anions (EPA 300.0)**	**Cations (EPA 6010D)**	**Radium-226 (EPA 9315)**	**Radium-228 (EPA 9320)**
705-58145-2	SCH-SGWC-21	2/18/2026	705-58145-8	WG	-	-	-	-	-	-	-	X	X
705-58145-2	SCH-SGWC-12	2/18/2026	705-58145-9	WG	-	-	-	-	-	-	-	X	X
705-59334-2	SCH-SGWC-10A	3/2/2026	705-59334-1	WG	-	-	-	-	-	-	-	X	X
705-59334-2	SCH-SGWA-5	3/2/2026	705-59334-2	WG	-	-	-	-	-	-	-	X	X
705-59334-2	SCH-AP1-EB-1	3/2/2026	705-59334-3	WQ	EB (SCH-SGWA-5)	-	-	-	-	-	-	X	X
705-59334-2	SCH-SGWA-1	3/2/2026	705-59334-4	WG	-	-	-	-	-	-	-	X	X
705-58142-2	SCH-PZ-41S	2/18/2026	705-58142-1	WG	-	-	-	-	-	-	-	X	X
705-58142-2	SCH-PZ-17I	2/18/2026	705-58142-2	WG	-	-	-	-	-	-	-	X	X
705-58142-2	SCH-PZ-40I	2/18/2026	705-58142-3	WG	-	-	-	-	-	-	-	X	X
705-58142-2	SCH-AP1-FD-3	2/18/2026	705-58142-4	WG	FD (SCH-PZ-17I)	-	-	-	-	-	-	X	X
705-58424-2	SCH-PZ-14S	2/19/2026	705-58424-1	WG	-	-	-	-	-	-	-	X	X
705-59336-2	SCH-PZ-70	3/2/2026	705-59336-1	WG	-	-	-	-	-	-	-	X	X
705-59184-2	SCH-PZ-39S	2/26/2026	705-59184-1	WG	-	-	-	-	-	-	-	X	X
705-59184-2	SCH-PZ-29S	2/26/2026	705-59184-2	WG	-	-	-	-	-	-	-	X	X
705-59184-2	SCH-AP1-FB-3	2/26/2026	705-59184-3	WQ	FB (SCH-PZ-29S)	-	-	-	-	-	-	X	X
705-59184-2	SCH-PZ-43S	2/26/2026	705-59184-4	WG	-	-	-	-	-	-	-	X	X
705-59184-2	SCH-AP1-FB-4	2/26/2026	705-59184-5	WQ	FB (SCH-PZ-43S)	-	-	-	-	-	-	X	X
705-59184-2	SCH-PZ-30I	2/26/2026	705-59184-6	WG	-	-	-	-	-	-	-	X	X
705-59184-2	SCH-AP1-EB-3	2/26/2026	705-59184-7	WQ	EB (SCH-PZ-30I)	-	-	-	-	-	-	X	X
705-59184-2	SCH-PZ-69I	2/26/2026	705-59184-8	WG	-	-	-	-	-	-	-	X	X
705-59184-2	SCH-PZ-13S	2/27/2026	705-59184-9	WG	-	-	-	-	-	-	-	X	X
705-58411-2	SCH-SGWA-4	2/19/2026	705-58411-1	WG	-	-	-	-	-	-	-	X	X
705-58411-2	SCH-AP1-FD-1	2/19/2026	705-58411-2	WG	FD (SCH-SGWA-4)	-	-	-	-	-	-	X	X
705-58411-2	SCH-SGWC-14	2/19/2026	705-58411-3	WG	-	-	-	-	-	-	-	X	X
705-58411-2	SCH-AP1-EB-2	2/19/2026	705-58411-4	WQ	EB (SCH-SGWC-14)	-	-	-	-	-	-	X	X
705-58411-2	SCH-SGWC-22	2/19/2026	705-58411-5	WG	-	-	-	-	-	-	-	X	X
705-58411-2	SCH-SGWC-23	2/19/2026	705-58411-6	WG	-	-	-	-	-	-	-	X	X
705-58411-2	SCH-SGWC-8	2/19/2026	705-58411-7	WG	-	-	-	-	-	-	-	X	X
705-58411-2	SCH-SGWA-24	2/19/2026	705-58411-8	WG	-	-	-	-	-	-	-	X	X
705-58411-2	SCH-SGWC-6	2/19/2026	705-58411-9	WG	-	-	-	-	-	-	-	X	X
705-58411-2	SCH-SGWA-3	2/19/2026	705-58411-10	WG	-	-	-	-	-	-	-	X	X
705-58411-2	SCH-AP1-FB-1	2/19/2026	705-58411-11	WQ	FB (SCH-SGWA-5)	-	-	-	-	-	-	X	X
705-58414-2	SCH-SGWA-2	2/20/2026	705-58414-1	WG	-	-	-	-	-	-	-	X	X
705-58414-2	SCH-SGWC-7	2/20/2026	705-58414-2	WG	-	-	-	-	-	-	-	X	X
705-58414-2	SCH-SGWA-25	2/20/2026	705-58414-3	WG	-	-	-	-	-	-	-	X	X
705-58793-2	SCH-SGWC-9	2/25/2026	705-58793-1	WG	-	-	-	-	-	-	-	X	X
705-58421-2	SCH-PZ-25S	2/19/2026	705-58421-1	WG	-	-	-	-	-	-	-	X	X
705-58418-2	SCH-PZ-44I	2/20/2026	705-58418-1	WG	-	-	-	-	-	-	-	X	X
705-58418-2	SCH-AP1-EB-4	2/20/2026	705-58418-2	WQ	EB (SCH-PZ-44I)	-	-	-	-	-	-	X	X
705-58418-2	SCH-PZ-42I	2/20/2026	705-58418-3	WG	-	-	-	-	-	-	-	X	X
705-58418-2	SCH-AP1-FD-4	2/20/2026	705-58418-4	WG	FD (SCH-PZ-42I)	-	-	-	-	-	-	X	X
705-67370-1	SCH-SGWC-10A	5/19/2026	705-67370-1	WG	-	X	X	X	X	X	-	-	-
705-67370-1	SCH-AP1-FD-1	5/19/2026	705-67370-2	WG	FD (SCH-SGWC-10A)	X	X	X	X	X	-	-	-
705-67370-1	SCH-AP1-FB-1	5/19/2026	705-67370-3	WQ	FB (SCH-SGWC-10A)	X	X	X	X	X	-	-	-
705-67370-1	SCH-AP1-EB-1	5/19/2026	705-67370-4	WQ	EB (SCH-SGWC-10A)	X	X	X	X	X	-	-	-
705-67370-2	SCH-SGWC-10A	5/19/2026	705-67370-1	WG	-	-	-	-	-	-	-	X	X
705-67370-2	SCH-AP1-FD-1	5/19/2026	705-67370-2	WG	FD (SCH-SGWC-10A)	-	-	-	-	-	-	X	X
705-67370-2	SCH-AP1-FB-1	5/19/2026	705-67370-3	WQ	FB (SCH-SGWC-10A)	-	-	-	-	-	-	X	X
705-67370-2	SCH-AP1-EB-1	5/19/2026	705-67370-4	WQ	EB (SCH-SGWC-10A)	-	-	-	-	-	-	X	X

Abbreviations:
SDG- Sample Delivery Group
QC - Quality Control
WG - Groundwater
FD - Field Duplicate
FB - Field Blank
EB - Equipment Blank
WQ - Water Quality Control

TABLE 2
Qualifier Summary Table
SCS Plant Scherer

SDG	Sample Name	Constituent	New Result	New RL or MDC	Qualifier	Reason	Reason Code
705-59336-1	SCH-PZ-70	Chloride	-	-	J-	MS/MSD outside QC criteria	MS1
705-59336-1	SCH-PZ-70	Sulfate	-	-	J-	MS/MSD outside QC criteria	MS1
705-58145-1	SCH-SGWC-17	Fluoride	-	0.2	U	Field blank contamination; Sample > RL	BF2
705-58145-1	SCH-AP1-FD-2	Thallium	0.001	-	U	Method blank conatmination; Sample < RL	BL1
705-58145-1	SCH-SGWC-13	Thallium	0.001	-	U	Method blank conatmination; Sample < RL	BL1
705-58418-1	SCH-PZ-44I	Fluoride	0.2	-	U	Equipment blank detection; Sample < RL	BF1
705-58418-1	SCH-PZ-44I	Sulfate	-	1.7	U	Equipment blank detection; Sample > RL	BF2
705-59334-1	SCH-SGWC-10A	Thallium	-	0.0017	U	Method blank detection; Sample > RL	BL2
705-59334-1	SCH-SGWA-5	Iron	0.1	-	U	Method blank detection; Equipment blank Detection	BL1, BF1
705-59334-1	SCH-SGWA-5	Thallium	-	0.0034	U	Method blank detection; Sample > RL	BL2
705-59334-1	SCH-SGWA-1	Iron	-	0.2	U	Method blank detection; Sample > RL	BL2
705-58411-1	SCH-SGWC-14	Fluoride	0.2	-	UJ	Equipment blank detection; MS/MSD outside QC limits	BF1, MS1
705-58411-1	SCH-SGWA-3	TDS	-	57	U	Field blank detection; Sample > RL	BF2
705-59334-1	SCH-SGWA-5	Barium	-	0.012	U	Equipment blank detection; Sample > RL	BF2
705-58411-1	SCH-SGWC-14	Chloride	-	-	J-	MS/MSD outside QC limits	MS1
705-58411-1	SCH-SGWC-14	Sulfate	-	-	J-	MS/MSD outside QC limits	MS1
705-67370-1	SCH-AP1-FD-1	Cobalt	0.005	-	U	Method blank contamination; Sample < RL	BL1
705-67370-1	SCH-AP1-FD-1	Potassium	-	1.9	U	Method blank contamination; Sample > RL	BF2
705-67370-1	SCH-SGWC-10A	Fluoride	0.2	-	U	Field and equipment blank contamination; Sample < RL	BF1
705-67370-1	SCH-SGWC-10A	Cobalt	0.005	-	U	Method blank contamination; Sample < RL	BL1
705-67370-1	SCH-SGWC-10A	Potassium	-	1.8	U	Method blank contamination; Sample > RL	BF2

Abbreviations:
RL : Reporting limit
MDC : Minimum detectable concentration
SDG : Sample delivery group
MS/MSD: Matrix Spike/Matrix Spike Duplicate

Qualifiers:
U: Non-detect
UJ: Non-detect, estimated
J-: Estimated, biased low

APPENDIX B

Laboratory Accreditation

State of Florida
Department of Health, Bureau of Public Health Laboratories
This is to certify that

E87582

EUROFINS ATLANTA
3080 PRESIDENTIAL DRIVE
ATLANTA, GA 30340

has complied with Florida Administrative Code 64E-1,
for the examination of environmental samples in the following categories

DRINKING WATER - MICROBIOLOGY, DRINKING WATER - PRIMARY INORGANIC CONTAMINANTS, DRINKING WATER - SECONDARY INORGANIC CONTAMINANTS, NON-POTABLE WATER - EXTRACTABLE ORGANICS, NON-POTABLE WATER - GENERAL CHEMISTRY, NON-POTABLE WATER - METALS, NON-POTABLE WATER - MICROBIOLOGY, NON-POTABLE WATER - PESTICIDES-HERBICIDES-PCB'S, NON-POTABLE WATER - VOLATILE ORGANICS, SOLID AND CHEMICAL MATERIALS - EXTRACTABLE ORGANICS, SOLID AND CHEMICAL MATERIALS - GENERAL CHEMISTRY, SOLID AND CHEMICAL MATERIALS - METALS, SOLID AND CHEMICAL MATERIALS - PESTICIDES-HERBICIDES-PCB'S, SOLID AND CHEMICAL MATERIALS - VOLATILE ORGANICS, AIR AND EMISSIONS - VOLATILE ORGANICS

Continued certification is contingent upon successful on-going compliance with the NELAC Standards and FAC Rule 64E-1 regulations. Specific methods and analytes certified are cited on the Laboratory Scope of Accreditation for this laboratory and are on file at the Bureau of Public Health Laboratories, P. O. Box 210, Jacksonville, Florida 32231. Clients and customers are urged to verify with this agency the laboratory's certification status in Florida for particular methods and analytes.

Date Issued: July 01, 2025 Expiration Date: June 30, 2026

Marie-Claire Rowlinson, PhD, D(ABMM)
Bureau of Public Health Laboratories
DH Form 1697, 7/04
NON-TRANSFERABLE E87582-53-07/01/2025
Supersedes all previously issued certificates

Laboratory Scope of Accreditation

Attachment to Certificate #: E87582-53, expiration date June 30, 2026. This listing of accredited analytes should be used only when associated with a valid certificate.

State Laboratory ID: **E87582** EPA Lab Code: **GA00906** **(770) 457-8177**

E87582
Eurofins Atlanta
3080 Presidential Drive
Atlanta, GA 30340

Matrix: **Drinking Water**

Analyte#	Analyte	Method/Tech	Method Code	Category	Effective Date
1005	Antimony	EPA 200.8	10014605	Primary Inorganic Contaminants	7/2/2012
1010	Arsenic	EPA 200.8	10014605	Primary Inorganic Contaminants	7/2/2012
1015	Barium	EPA 200.8	10014605	Primary Inorganic Contaminants	7/2/2012
1020	Beryllium	EPA 200.8	10014605	Primary Inorganic Contaminants	7/2/2012
1030	Cadmium	EPA 200.8	10014605	Primary Inorganic Contaminants	7/2/2012
1040	Chromium	EPA 200.8	10014605	Primary Inorganic Contaminants	7/2/2012
1055	Copper	EPA 200.8	10014605	Primary Inorganic Contaminants,Secondary Inorganic Contaminants	7/2/2012
2525	Escherichia coli	SM 9223 B	20037676	Microbiology	1/1/2002
1075	Lead	EPA 200.8	10014605	Primary Inorganic Contaminants	7/2/2012
1105	Nickel	EPA 200.8	10014605	Primary Inorganic Contaminants	7/2/2012
1140	Selenium	EPA 200.8	10014605	Primary Inorganic Contaminants	7/2/2012
1165	Thallium	EPA 200.8	10014605	Primary Inorganic Contaminants	7/2/2012
2500	Total coliforms	SM 9223 B	20037676	Microbiology	1/1/2002

Attachment to Certificate #: E87582-53, expiration date June 30, 2026. This listing of accredited analytes should be used only when associated with a valid certificate.

State Laboratory ID: **E87582** EPA Lab Code: **GA00906** **(770) 457-8177**

E87582
Eurofins Atlanta
3080 Presidential Drive
Atlanta, GA 30340

Matrix: **Non-Potable Water**

Analyte#	Analyte	Method/Tech	Method Code	Category	Effective Date
5105	1,1,1,2-Tetrachloroethane	EPA 624.1	10298121	Volatile Organics	11/6/2018
5105	1,1,1,2-Tetrachloroethane	EPA 8260D	10307127	Volatile Organics	12/9/2022
5160	1,1,1-Trichloroethane	EPA 624.1	10298121	Volatile Organics	1/18/2018
5160	1,1,1-Trichloroethane	EPA 8260D	10307127	Volatile Organics	12/9/2022
5110	1,1,2,2-Tetrachloroethane	EPA 624.1	10298121	Volatile Organics	1/18/2018
5110	1,1,2,2-Tetrachloroethane	EPA 8260D	10307127	Volatile Organics	12/9/2022
5185	1,1,2-Trichloro-1,2,2-trifluoroethane (Freon 113)	EPA 624.1	10298121	Volatile Organics	11/6/2018
5185	1,1,2-Trichloro-1,2,2-trifluoroethane (Freon 113)	EPA 8260D	10307127	Volatile Organics	12/9/2022
5165	1,1,2-Trichloroethane	EPA 624.1	10298121	Volatile Organics	1/18/2018
5165	1,1,2-Trichloroethane	EPA 8260D	10307127	Volatile Organics	12/9/2022
4630	1,1-Dichloroethane	EPA 624.1	10298121	Volatile Organics	1/18/2018
4630	1,1-Dichloroethane	EPA 8260D	10307127	Volatile Organics	12/9/2022
4640	1,1-Dichloroethylene	EPA 624.1	10298121	Volatile Organics	1/18/2018
4640	1,1-Dichloroethylene	EPA 8260D	10307127	Volatile Organics	12/9/2022
4670	1,1-Dichloropropene	EPA 624.1	10298121	Volatile Organics	11/6/2018
4670	1,1-Dichloropropene	EPA 8260D	10307127	Volatile Organics	12/9/2022
5150	1,2,3-Trichlorobenzene	EPA 8260D	10307127	Volatile Organics	12/9/2022
5180	1,2,3-Trichloropropane	EPA 8260D	10307127	Volatile Organics	12/9/2022
6715	1,2,4,5-Tetrachlorobenzene	EPA 8270E	10242543	Volatile Organics	12/9/2022
5155	1,2,4-Trichlorobenzene	EPA 624.1	10298121	Volatile Organics	11/6/2018
5155	1,2,4-Trichlorobenzene	EPA 625.1	10300024	Extractable Organics	1/18/2018
5155	1,2,4-Trichlorobenzene	EPA 8260D	10307127	Volatile Organics	12/9/2022
5155	1,2,4-Trichlorobenzene	EPA 8270E	10242543	Volatile Organics	12/9/2022
5210	1,2,4-Trimethylbenzene	EPA 8260D	10307127	Volatile Organics	12/9/2022
4570	1,2-Dibromo-3-chloropropane (DBCP)	EPA 624.1	10298121	Volatile Organics	11/6/2018
4570	1,2-Dibromo-3-chloropropane (DBCP)	EPA 8011	10173009	Volatile Organics	7/1/2003
4570	1,2-Dibromo-3-chloropropane (DBCP)	EPA 8260D	10307127	Volatile Organics	12/9/2022
4585	1,2-Dibromoethane (EDB, Ethylene dibromide)	EPA 624.1	10298121	Volatile Organics	11/6/2018
4585	1,2-Dibromoethane (EDB, Ethylene dibromide)	EPA 8011	10173009	Volatile Organics	7/1/2003
4585	1,2-Dibromoethane (EDB, Ethylene dibromide)	EPA 8260D	10307127	Volatile Organics	12/9/2022
4610	1,2-Dichlorobenzene	EPA 624.1	10298121	Volatile Organics	1/18/2018
4610	1,2-Dichlorobenzene	EPA 8260D	10307127	Volatile Organics	12/9/2022
4610	1,2-Dichlorobenzene	EPA 8270E	10242543	Volatile Organics	12/9/2022
4635	1,2-Dichloroethane	EPA 624.1	10298121	Volatile Organics	1/18/2018

Laboratory Scope of Accreditation

Attachment to Certificate #: E87582-53, expiration date June 30, 2026. This listing of accredited analytes should be used only when associated with a valid certificate.

State Laboratory ID: **E87582** EPA Lab Code: **GA00906** **(770) 457-8177**

E87582
Eurofins Atlanta
3080 Presidential Drive
Atlanta, GA 30340

Matrix: **Non-Potable Water**

Analyte#	Analyte	Method/Tech	Method Code	Category	Effective Date
4635	1,2-Dichloroethane	EPA 8260D	10307127	Volatile Organics	12/9/2022
4655	1,2-Dichloropropane	EPA 624.1	10298121	Volatile Organics	1/18/2018
4655	1,2-Dichloropropane	EPA 8260D	10307127	Volatile Organics	12/9/2022
6220	1,2-Diphenylhydrazine	EPA 8270E	10242543	Volatile Organics	12/9/2022
6411	1,2-Diphenylhydrazine (as Azobenzene)	EPA 625.1	10300024	Extractable Organics	11/6/2018
5215	1,3,5-Trimethylbenzene	EPA 8260D	10307127	Volatile Organics	12/9/2022
6885	1,3,5-Trinitrobenzene (1,3,5-TNB)	EPA 8270E	10242543	Volatile Organics	12/9/2022
4615	1,3-Dichlorobenzene	EPA 624.1	10298121	Volatile Organics	1/18/2018
4615	1,3-Dichlorobenzene	EPA 8260D	10307127	Volatile Organics	12/9/2022
4615	1,3-Dichlorobenzene	EPA 8270E	10242543	Volatile Organics	12/9/2022
4660	1,3-Dichloropropane	EPA 624.1	10298121	Volatile Organics	11/6/2018
4660	1,3-Dichloropropane	EPA 8260D	10307127	Volatile Organics	12/9/2022
6160	1,3-Dinitrobenzene (1,3-DNB)	EPA 8270E	10242543	Volatile Organics	12/9/2022
4620	1,4-Dichlorobenzene	EPA 624.1	10298121	Volatile Organics	1/18/2018
4620	1,4-Dichlorobenzene	EPA 8260D	10307127	Volatile Organics	12/9/2022
4620	1,4-Dichlorobenzene	EPA 8270E	10242543	Volatile Organics	12/9/2022
4735	1,4-Dioxane (1,4-Diethyleneoxide)	EPA 8260D	10307127	Volatile Organics	12/9/2022
6420	1,4-Naphthoquinone	EPA 8270E	10242543	Volatile Organics	12/9/2022
6630	1,4-Phenylenediamine	EPA 8270E	10242543	Volatile Organics	12/9/2022
5790	1-Chloronaphthalene	EPA 8270E	10242543	Volatile Organics	12/9/2022
6380	1-Methylnaphthalene	EPA 625.1	10300024	Extractable Organics	11/6/2018
6380	1-Methylnaphthalene	EPA 8270E	10242543	Volatile Organics	12/9/2022
6425	1-Naphthylamine	EPA 8270E	10242543	Volatile Organics	12/9/2022
4665	2,2-Dichloropropane	EPA 8260D	10307127	Volatile Organics	12/9/2022
4659	2,2'-Oxybis(1-chloropropane),bis(2-Chloro-1-methylethyl)ether (fka bis(2-Chloroisopropyl) ether	EPA 625.1	10300024	Extractable Organics	1/18/2018
4659	2,2'-Oxybis(1-chloropropane),bis(2-Chloro-1-methylethyl)ether (fka bis(2-Chloroisopropyl) ether	EPA 8270E	10242543	Volatile Organics	12/9/2022
6735	2,3,4,6-Tetrachlorophenol	EPA 8270E	10242543	Volatile Organics	12/9/2022
9363	2,3-Dichloroaniline	EPA 625.1	10300024	Extractable Organics	1/18/2018
8655	2,4,5-T	EPA 615	10105609	Pesticides-Herbicides-PCB's	11/26/2001
8655	2,4,5-T	EPA 8151A	10183207	Pesticides-Herbicides-PCB's	12/9/2022
6835	2,4,5-Trichlorophenol	EPA 625.1	10300024	Extractable Organics	11/6/2018
6835	2,4,5-Trichlorophenol	EPA 8270E	10242543	Volatile Organics	12/9/2022
6840	2,4,6-Trichlorophenol	EPA 625.1	10300024	Extractable Organics	1/18/2018
6840	2,4,6-Trichlorophenol	EPA 8270E	10242543	Volatile Organics	12/9/2022

Laboratory Scope of Accreditation

Attachment to Certificate #: E87582-53, expiration date June 30, 2026. This listing of accredited analytes should be used only when associated with a valid certificate.

State Laboratory ID: **E87582** EPA Lab Code: **GA00906** **(770) 457-8177**

E87582
Eurofins Atlanta
3080 Presidential Drive
Atlanta, GA 30340

Matrix: **Non-Potable Water**

Analyte#	Analyte	Method/Tech	Method Code	Category	Effective Date
8545	2,4-D	EPA 615	10105609	Pesticides-Herbicides-PCB's	11/26/2001
8545	2,4-D	EPA 8151A	10183207	Pesticides-Herbicides-PCB's	12/9/2022
8560	2,4-DB	EPA 8151A	10183207	Pesticides-Herbicides-PCB's	12/9/2022
6000	2,4-Dichlorophenol	EPA 625.1	10300024	Extractable Organics	1/18/2018
6000	2,4-Dichlorophenol	EPA 8270E	10242543	Volatile Organics	12/9/2022
6130	2,4-Dimethylphenol	EPA 625.1	10300024	Extractable Organics	1/18/2018
6130	2,4-Dimethylphenol	EPA 8270E	10242543	Volatile Organics	12/9/2022
6175	2,4-Dinitrophenol	EPA 625.1	10300024	Extractable Organics	1/18/2018
6175	2,4-Dinitrophenol	EPA 8270E	10242543	Volatile Organics	12/9/2022
6185	2,4-Dinitrotoluene (2,4-DNT)	EPA 625.1	10300024	Extractable Organics	1/18/2018
6185	2,4-Dinitrotoluene (2,4-DNT)	EPA 8270E	10242543	Volatile Organics	12/9/2022
6005	2,6-Dichlorophenol	EPA 8270E	10242543	Volatile Organics	12/9/2022
6190	2,6-Dinitrotoluene (2,6-DNT)	EPA 625.1	10300024	Extractable Organics	1/18/2018
6190	2,6-Dinitrotoluene (2,6-DNT)	EPA 8270E	10242543	Volatile Organics	12/9/2022
5515	2-Acetylaminofluorene	EPA 8270E	10242543	Volatile Organics	12/9/2022
4410	2-Butanone (Methyl ethyl ketone, MEK)	EPA 624.1	10298121	Volatile Organics	11/6/2018
4410	2-Butanone (Methyl ethyl ketone, MEK)	EPA 8260D	10307127	Volatile Organics	12/9/2022
4500	2-Chloroethyl vinyl ether	EPA 624.1	10298121	Volatile Organics	1/18/2018
4500	2-Chloroethyl vinyl ether	EPA 8260D	10307127	Volatile Organics	12/9/2022
5795	2-Chloronaphthalene	EPA 625.1	10300024	Extractable Organics	1/18/2018
5795	2-Chloronaphthalene	EPA 8270E	10242543	Volatile Organics	12/9/2022
5800	2-Chlorophenol	EPA 625.1	10300024	Extractable Organics	1/18/2018
5800	2-Chlorophenol	EPA 8270E	10242543	Volatile Organics	12/9/2022
4535	2-Chlorotoluene	EPA 8260D	10307127	Volatile Organics	12/9/2022
4860	2-Hexanone	EPA 624.1	10298121	Volatile Organics	11/6/2018
4860	2-Hexanone	EPA 8260D	10307127	Volatile Organics	12/9/2022
6360	2-Methyl-4,6-dinitrophenol	EPA 625.1	10300024	Extractable Organics	1/18/2018
6360	2-Methyl-4,6-dinitrophenol	EPA 8270E	10242543	Volatile Organics	12/9/2022
6385	2-Methylnaphthalene	EPA 625.1	10300024	Extractable Organics	11/6/2018
6385	2-Methylnaphthalene	EPA 8270E	10242543	Volatile Organics	12/9/2022
6400	2-Methylphenol (o-Cresol)	EPA 625.1	10300024	Extractable Organics	1/18/2018
6400	2-Methylphenol (o-Cresol)	EPA 8270E	10242543	Volatile Organics	12/9/2022
6430	2-Naphthylamine	EPA 8270E	10242543	Volatile Organics	12/9/2022
6460	2-Nitroaniline	EPA 625.1	10300024	Extractable Organics	11/6/2018
6460	2-Nitroaniline	EPA 8270E	10242543	Volatile Organics	12/9/2022
6490	2-Nitrophenol	EPA 625.1	10300024	Extractable Organics	1/18/2018

Laboratory Scope of Accreditation

Attachment to Certificate #: E87582-53, expiration date June 30, 2026. This listing of accredited analytes should be used only when associated with a valid certificate.

State Laboratory ID: **E87582** EPA Lab Code: **GA00906** **(770) 457-8177**

E87582
Eurofins Atlanta
3080 Presidential Drive
Atlanta, GA 30340

Matrix: **Non-Potable Water**

Analyte#	Analyte	Method/Tech	Method Code	Category	Effective Date
6490	2-Nitrophenol	EPA 8270E	10242543	Volatile Organics	12/9/2022
5050	2-Picoline (2-Methylpyridine)	EPA 8270E	10242543	Volatile Organics	12/9/2022
5945	3,3'-Dichlorobenzidine	EPA 625.1	10300024	Extractable Organics	1/18/2018
5945	3,3'-Dichlorobenzidine	EPA 8270E	10242543	Volatile Organics	12/9/2022
6103	3,3-Dimethyl-1-butanol	EPA 8260D	10307127	Volatile Organics	12/9/2022
6120	3,3'-Dimethylbenzidine	EPA 8270E	10242543	Volatile Organics	12/9/2022
6412	3/4-Methylphenols (m/p-Cresols)	EPA 625.1	10300024	Extractable Organics	1/18/2018
6412	3/4-Methylphenols (m/p-Cresols)	EPA 8270E	10242543	Volatile Organics	12/9/2022
6355	3-Methylcholanthrene	EPA 8270E	10242543	Volatile Organics	12/9/2022
6465	3-Nitroaniline	EPA 625.1	10300024	Extractable Organics	11/6/2018
6465	3-Nitroaniline	EPA 8270E	10242543	Extractable Organics	12/9/2022
7355	4,4'-DDD	EPA 608.3	10296614	Pesticides-Herbicides-PCB's	1/18/2018
7355	4,4'-DDD	EPA 8081B	10178811	Pesticides-Herbicides-PCB's	12/9/2022
7360	4,4'-DDE	EPA 608.3	10296614	Pesticides-Herbicides-PCB's	1/18/2018
7360	4,4'-DDE	EPA 8081B	10178811	Pesticides-Herbicides-PCB's	12/9/2022
7365	4,4'-DDT	EPA 608.3	10296614	Pesticides-Herbicides-PCB's	1/18/2018
7365	4,4'-DDT	EPA 8081B	10178811	Pesticides-Herbicides-PCB's	12/9/2022
5540	4-Aminobiphenyl	EPA 8270E	10242543	Volatile Organics	12/9/2022
5660	4-Bromophenyl phenyl ether	EPA 625.1	10300024	Extractable Organics	1/18/2018
5660	4-Bromophenyl phenyl ether	EPA 8270E	10242543	Volatile Organics	12/9/2022
5700	4-Chloro-3-methylphenol	EPA 625.1	10300024	Extractable Organics	1/18/2018
5700	4-Chloro-3-methylphenol	EPA 8270E	10242543	Volatile Organics	12/9/2022
5745	4-Chloroaniline	EPA 625.1	10300024	Extractable Organics	11/6/2018
5745	4-Chloroaniline	EPA 8270E	10242543	Volatile Organics	12/9/2022
5825	4-Chlorophenyl phenylether	EPA 625.1	10300024	Extractable Organics	1/18/2018
5825	4-Chlorophenyl phenylether	EPA 8270E	10242543	Volatile Organics	12/9/2022
4540	4-Chlorotoluene	EPA 8260D	10307127	Volatile Organics	12/9/2022
6105	4-Dimethyl aminoazobenzene	EPA 8270E	10242543	Volatile Organics	12/9/2022
4995	4-Methyl-2-pentanone (MIBK)	EPA 624.1	10298121	Volatile Organics	11/6/2018
4995	4-Methyl-2-pentanone (MIBK)	EPA 8260D	10307127	Volatile Organics	12/9/2022
6410	4-Methylphenol (p-Cresol)	EPA 8270E	10242543	Extractable Organics	12/9/2022
6470	4-Nitroaniline	EPA 625.1	10300024	Extractable Organics	11/6/2018
6470	4-Nitroaniline	EPA 8270E	10242543	Extractable Organics	12/9/2022
6500	4-Nitrophenol	EPA 625.1	10300024	Extractable Organics	1/18/2018
6500	4-Nitrophenol	EPA 8270E	10242543	Volatile Organics	12/9/2022
6510	4-Nitroquinoline 1-oxide	EPA 8270E	10242543	Volatile Organics	12/9/2022

Attachment to Certificate #: E87582-53, expiration date June 30, 2026. This listing of accredited analytes should be used only when associated with a valid certificate.

State Laboratory ID: **E87582** EPA Lab Code: **GA00906** **(770) 457-8177**

E87582
Eurofins Atlanta
3080 Presidential Drive
Atlanta, GA 30340

Matrix: **Non-Potable Water**

Analyte#	Analyte	Method/Tech	Method Code	Category	Effective Date
6570	5-Nitro-o-toluidine	EPA 8270E	10242543	Volatile Organics	12/9/2022
6115	7,12-Dimethylbenz(a) anthracene	EPA 8270E	10242543	Volatile Organics	12/9/2022
6125	a,a-Dimethylphenethylamine	EPA 8270E	10242543	Volatile Organics	12/9/2022
5500	Acenaphthene	EPA 625.1	10300024	Extractable Organics	1/18/2018
5500	Acenaphthene	EPA 8270E	10242543	Volatile Organics	12/9/2022
5505	Acenaphthylene	EPA 625.1	10300024	Extractable Organics	1/18/2018
5505	Acenaphthylene	EPA 8270E	10242543	Volatile Organics	12/9/2022
4300	Acetaldehyde	EPA 8315A	10188008	Extractable Organics	12/9/2022
4315	Acetone	EPA 624.1	10298121	Volatile Organics	11/6/2018
4315	Acetone	EPA 8260D	10307127	Volatile Organics	12/9/2022
4320	Acetonitrile	EPA 8260D	10307127	Volatile Organics	12/9/2022
5510	Acetophenone	EPA 625.1	10300024	Extractable Organics	1/18/2018
5510	Acetophenone	EPA 8270E	10242543	Volatile Organics	12/9/2022
1500	Acidity, as CaCO3	SM 2310 B-2011	20044615	General Chemistry	2/8/2022
4325	Acrolein (Propenal)	EPA 624.1	10298121	Volatile Organics	1/18/2018
4325	Acrolein (Propenal)	EPA 8260D	10307127	Volatile Organics	12/9/2022
4340	Acrylonitrile	EPA 624.1	10298121	Volatile Organics	1/18/2018
4340	Acrylonitrile	EPA 8260D	10307127	Volatile Organics	12/9/2022
7025	Aldrin	EPA 608.3	10296614	Pesticides-Herbicides-PCB's	1/18/2018
7025	Aldrin	EPA 8081B	10178811	Pesticides-Herbicides-PCB's	12/9/2022
1505	Alkalinity as CaCO3	SM 2320 B-2011	20045618	General Chemistry	2/8/2022
4355	Allyl chloride (3-Chloropropene)	EPA 8260D	10307127	Volatile Organics	12/9/2022
7110	alpha-BHC (alpha-Hexachlorocyclohexane)	EPA 608.3	10296614	Pesticides-Herbicides-PCB's	1/18/2018
7110	alpha-BHC (alpha-Hexachlorocyclohexane)	EPA 8081B	10178811	Pesticides-Herbicides-PCB's	12/9/2022
7240	alpha-Chlordane	EPA 608.3	10296614	Pesticides-Herbicides-PCB's	11/6/2018
7240	alpha-Chlordane	EPA 8081B	10178811	Pesticides-Herbicides-PCB's	12/9/2022
6700	alpha-Terpineol	EPA 625.1	10300024	Extractable Organics	1/18/2018
6700	alpha-Terpineol	EPA 8270E	10242543	Extractable Organics	10/6/2024
1000	Aluminum	EPA 200.7	10013806	Metals	11/26/2001
1000	Aluminum	EPA 200.8	10014605	Metals	3/31/2003
1000	Aluminum	EPA 6010D	10155950	Metals	12/9/2022
1000	Aluminum	EPA 6020B	10156420	Metals	12/9/2022
1510	Amenable cyanide	SM 4500-CN⁻ G-2016	20097238	General Chemistry	2/8/2022
1515	Ammonia as N	EPA 350.1	10063602	General Chemistry	11/26/2001
5545	Aniline	EPA 625.1	10300024	Extractable Organics	1/18/2018
5545	Aniline	EPA 8270E	10242543	Volatile Organics	12/9/2022

Attachment to Certificate #: E87582-53, expiration date June 30, 2026. This listing of accredited analytes should be used only when associated with a valid certificate.

State Laboratory ID: **E87582** EPA Lab Code: **GA00906** **(770) 457-8177**

E87582
Eurofins Atlanta
3080 Presidential Drive
Atlanta, GA 30340

Matrix: **Non-Potable Water**

Analyte#	Analyte	Method/Tech	Method Code	Category	Effective Date
5555	Anthracene	EPA 625.1	10300024	Extractable Organics	1/18/2018
5555	Anthracene	EPA 8270E	10242543	Volatile Organics	12/9/2022
1005	Antimony	EPA 200.7	10013806	Metals	11/26/2001
1005	Antimony	EPA 200.8	10014605	Metals	3/31/2003
1005	Antimony	EPA 6010D	10155950	Metals	12/9/2022
1005	Antimony	EPA 6020B	10156420	Metals	12/9/2022
5560	Aramite	EPA 8270E	10242543	Volatile Organics	12/9/2022
8880	Aroclor-1016 (PCB-1016)	EPA 608.3	10296614	Pesticides-Herbicides-PCB's	1/18/2018
8880	Aroclor-1016 (PCB-1016)	EPA 8082A	10179358	Pesticides-Herbicides-PCB's	12/9/2022
8885	Aroclor-1221 (PCB-1221)	EPA 608.3	10296614	Pesticides-Herbicides-PCB's	1/18/2018
8885	Aroclor-1221 (PCB-1221)	EPA 8082A	10179358	Pesticides-Herbicides-PCB's	12/9/2022
8890	Aroclor-1232 (PCB-1232)	EPA 608.3	10296614	Pesticides-Herbicides-PCB's	1/18/2018
8890	Aroclor-1232 (PCB-1232)	EPA 8082A	10179358	Pesticides-Herbicides-PCB's	12/9/2022
8895	Aroclor-1242 (PCB-1242)	EPA 608.3	10296614	Pesticides-Herbicides-PCB's	1/18/2018
8895	Aroclor-1242 (PCB-1242)	EPA 8082A	10179358	Pesticides-Herbicides-PCB's	12/9/2022
8900	Aroclor-1248 (PCB-1248)	EPA 608.3	10296614	Pesticides-Herbicides-PCB's	1/18/2018
8900	Aroclor-1248 (PCB-1248)	EPA 8082A	10179358	Pesticides-Herbicides-PCB's	12/9/2022
8905	Aroclor-1254 (PCB-1254)	EPA 608.3	10296614	Pesticides-Herbicides-PCB's	1/18/2018
8905	Aroclor-1254 (PCB-1254)	EPA 8082A	10179358	Pesticides-Herbicides-PCB's	12/9/2022
8910	Aroclor-1260 (PCB-1260)	EPA 608.3	10296614	Pesticides-Herbicides-PCB's	1/18/2018
8910	Aroclor-1260 (PCB-1260)	EPA 8082A	10179358	Pesticides-Herbicides-PCB's	12/9/2022
8912	Aroclor-1262 (PCB-1262)	EPA 8082A	10179358	Pesticides-Herbicides-PCB's	12/9/2022
8913	Aroclor-1268 (PCB-1268)	EPA 608.3	10296614	Pesticides-Herbicides-PCB's	11/6/2018
8913	Aroclor-1268 (PCB-1268)	EPA 8082A	10179358	Pesticides-Herbicides-PCB's	12/9/2022
1010	Arsenic	EPA 200.7	10013806	Metals	11/26/2001
1010	Arsenic	EPA 200.8	10014605	Metals	3/31/2003
1010	Arsenic	EPA 6010D	10155950	Metals	12/9/2022
1010	Arsenic	EPA 6020B	10156420	Metals	12/9/2022
7065	Atrazine	EPA 8270E	10242543	Volatile Organics	12/9/2022
1015	Barium	EPA 200.7	10013806	Metals	11/26/2001
1015	Barium	EPA 200.8	10014605	Metals	3/31/2003
1015	Barium	EPA 6010D	10155950	Metals	12/9/2022
1015	Barium	EPA 6020B	10156420	Metals	12/9/2022
5570	Benzaldehyde	EPA 8270E	10242543	Volatile Organics	12/9/2022
4375	Benzene	EPA 624.1	10298121	Volatile Organics	1/18/2018
4375	Benzene	EPA 8260D	10307127	Volatile Organics	12/9/2022

Laboratory Scope of Accreditation

Attachment to Certificate #: E87582-53, expiration date June 30, 2026. This listing of accredited analytes should be used only when associated with a valid certificate.

State Laboratory ID: **E87582** EPA Lab Code: **GA00906** **(770) 457-8177**

E87582
Eurofins Atlanta
3080 Presidential Drive
Atlanta, GA 30340

Matrix: **Non-Potable Water**

Analyte#	Analyte	Method/Tech	Method Code	Category	Effective Date
5595	Benzidine	EPA 625.1	10300024	Extractable Organics	1/18/2018
5595	Benzidine	EPA 8270E	10242543	Volatile Organics	12/9/2022
5575	Benzo(a)anthracene	EPA 625.1	10300024	Extractable Organics	1/18/2018
5575	Benzo(a)anthracene	EPA 8270E	10242543	Volatile Organics	12/9/2022
5580	Benzo(a)pyrene	EPA 625.1	10300024	Extractable Organics	1/18/2018
5580	Benzo(a)pyrene	EPA 8270E	10242543	Volatile Organics	12/9/2022
5585	Benzo(b)fluoranthene	EPA 625.1	10300024	Extractable Organics	1/18/2018
5585	Benzo(b)fluoranthene	EPA 8270E	10242543	Volatile Organics	12/9/2022
5590	Benzo(g,h,i)perylene	EPA 625.1	10300024	Extractable Organics	1/18/2018
5590	Benzo(g,h,i)perylene	EPA 8270E	10242543	Volatile Organics	12/9/2022
5600	Benzo(k)fluoranthene	EPA 625.1	10300024	Extractable Organics	1/18/2018
5600	Benzo(k)fluoranthene	EPA 8270E	10242543	Volatile Organics	12/9/2022
5610	Benzoic acid	EPA 8270E	10242543	Volatile Organics	12/9/2022
5630	Benzyl alcohol	EPA 8270E	10242543	Volatile Organics	12/9/2022
1020	Beryllium	EPA 200.7	10013806	Metals	11/26/2001
1020	Beryllium	EPA 200.8	10014605	Metals	3/31/2003
1020	Beryllium	EPA 6010D	10155950	Metals	12/9/2022
1020	Beryllium	EPA 6020B	10156420	Metals	12/9/2022
7115	beta-BHC (beta-Hexachlorocyclohexane)	EPA 608.3	10296614	Pesticides-Herbicides-PCB's	1/18/2018
7115	beta-BHC (beta-Hexachlorocyclohexane)	EPA 8081B	10178811	Pesticides-Herbicides-PCB's	12/9/2022
1530	Biochemical oxygen demand	SM 5210 B-2016	20135039	General Chemistry	2/8/2022
6703	Biphenyl (1,1-Biphenyl, BZ 0)	EPA 8270E	10242543	Volatile Organics	12/9/2022
5760	bis(2-Chloroethoxy)methane	EPA 625.1	10300024	Extractable Organics	1/18/2018
5760	bis(2-Chloroethoxy)methane	EPA 8270E	10242543	Volatile Organics	12/9/2022
5765	bis(2-Chloroethyl) ether	EPA 625.1	10300024	Extractable Organics	1/18/2018
5765	bis(2-Chloroethyl) ether	EPA 8270E	10242543	Volatile Organics	12/9/2022
1025	Boron	EPA 200.7	10013806	Metals	3/31/2003
1025	Boron	EPA 6010D	10155950	Metals	12/9/2022
1540	Bromide	EPA 300.0	10053200	General Chemistry	2/21/2008
1540	Bromide	EPA 9056A	10199607	General Chemistry	12/9/2022
4385	Bromobenzene	EPA 8260D	10307127	Volatile Organics	12/9/2022
4390	Bromochloromethane	EPA 8260D	10307127	Volatile Organics	12/9/2022
4395	Bromodichloromethane	EPA 624.1	10298121	Volatile Organics	1/18/2018
4395	Bromodichloromethane	EPA 8260D	10307127	Volatile Organics	12/9/2022
4400	Bromoform	EPA 624.1	10298121	Volatile Organics	1/18/2018
4400	Bromoform	EPA 8260D	10307127	Volatile Organics	12/9/2022

Attachment to Certificate #: E87582-53, expiration date June 30, 2026. This listing of accredited analytes should be used only when associated with a valid certificate.

State Laboratory ID: **E87582** EPA Lab Code: **GA00906** **(770) 457-8177**

E87582
Eurofins Atlanta
3080 Presidential Drive
Atlanta, GA 30340

Matrix: **Non-Potable Water**

Analyte#	Analyte	Method/Tech	Method Code	Category	Effective Date
5670	Butyl benzyl phthalate	EPA 625.1	10300024	Extractable Organics	1/18/2018
5670	Butyl benzyl phthalate	EPA 8270E	10242543	Volatile Organics	12/9/2022
1030	Cadmium	EPA 200.7	10013806	Metals	11/26/2001
1030	Cadmium	EPA 200.8	10014605	Metals	3/31/2003
1030	Cadmium	EPA 6010D	10155950	Metals	12/9/2022
1030	Cadmium	EPA 6020B	10156420	Metals	12/9/2022
1035	Calcium	EPA 200.7	10013806	Metals	11/26/2001
1035	Calcium	EPA 200.8	10014605	Metals	11/14/2014
1035	Calcium	EPA 6010D	10155950	Metals	12/9/2022
1035	Calcium	EPA 6020B	10156420	Metals	12/9/2022
7180	Caprolactam	EPA 8270E	10242543	Volatile Organics	12/9/2022
5680	Carbazole	EPA 625.1	10300024	Extractable Organics	1/18/2018
5680	Carbazole	EPA 8270E	10242543	Volatile Organics	12/9/2022
4450	Carbon disulfide	EPA 624.1	10298121	Volatile Organics	11/6/2018
4450	Carbon disulfide	EPA 8260D	10307127	Volatile Organics	12/9/2022
4455	Carbon tetrachloride	EPA 624.1	10298121	Volatile Organics	1/18/2018
4455	Carbon tetrachloride	EPA 8260D	10307127	Volatile Organics	12/9/2022
1555	Carbonaceous BOD (CBOD)	SM 5210 B-2016	20135039	General Chemistry	2/8/2022
1565	Chemical oxygen demand	EPA 410.4	10077404	General Chemistry	11/26/2001
7250	Chlordane (tech.)	EPA 608.3	10296614	Pesticides-Herbicides-PCB's	1/18/2018
7250	Chlordane (tech.)	EPA 8081B	10178811	Pesticides-Herbicides-PCB's	12/9/2022
1575	Chloride	EPA 300.0	10053200	General Chemistry	11/26/2001
1575	Chloride	EPA 9056A	10199607	General Chemistry	12/9/2022
4475	Chlorobenzene	EPA 624.1	10298121	Volatile Organics	1/18/2018
4475	Chlorobenzene	EPA 8260D	10307127	Volatile Organics	12/9/2022
7260	Chlorobenzilate	EPA 8270E	10242543	Volatile Organics	12/9/2022
4485	Chloroethane	EPA 624.1	10298121	Volatile Organics	1/18/2018
4485	Chloroethane	EPA 8260D	10307127	Volatile Organics	12/9/2022
4505	Chloroform	EPA 624.1	10298121	Volatile Organics	1/18/2018
4505	Chloroform	EPA 8260D	10307127	Volatile Organics	12/9/2022
9345	Chlorophylls	SM 10200 H - 2011	20300236	General Chemistry	2/8/2022
4525	Chloroprene	EPA 8260D	10307127	Volatile Organics	12/9/2022
1040	Chromium	EPA 200.7	10013806	Metals	11/26/2001
1040	Chromium	EPA 200.8	10014605	Metals	3/31/2003
1040	Chromium	EPA 6010D	10155950	Metals	12/9/2022
1040	Chromium	EPA 6020B	10156420	Metals	12/9/2022

Laboratory Scope of Accreditation

Attachment to Certificate #: E87582-53, expiration date June 30, 2026. This listing of accredited analytes should be used only when associated with a valid certificate.

State Laboratory ID: **E87582** EPA Lab Code: **GA00906** **(770) 457-8177**

E87582
Eurofins Atlanta
3080 Presidential Drive
Atlanta, GA 30340

Matrix: **Non-Potable Water**

Analyte#	Analyte	Method/Tech	Method Code	Category	Effective Date
1045	Chromium VI	EPA 7196A	10162400	Metals	12/9/2022
1045	Chromium VI	SM 3500-Cr B-2011	20066266	General Chemistry	2/8/2022
5855	Chrysene	EPA 625.1	10300024	Extractable Organics	1/18/2018
5855	Chrysene	EPA 8270E	10242543	Volatile Organics	12/9/2022
4645	cis-1,2-Dichloroethylene	EPA 624.1	10298121	Volatile Organics	11/6/2018
4645	cis-1,2-Dichloroethylene	EPA 8260D	10307127	Volatile Organics	12/9/2022
4680	cis-1,3-Dichloropropene	EPA 624.1	10298121	Volatile Organics	1/18/2018
4680	cis-1,3-Dichloropropene	EPA 8260D	10307127	Volatile Organics	12/9/2022
1050	Cobalt	EPA 200.7	10013806	Metals	11/26/2001
1050	Cobalt	EPA 200.8	10014605	Metals	3/31/2003
1050	Cobalt	EPA 6010D	10155950	Metals	12/9/2022
1050	Cobalt	EPA 6020B	10156420	Metals	12/9/2022
1605	Color	SM 2120 B-2011	20039310	General Chemistry	2/8/2022
1605	Color	SM 2120 F-2011	20041810	General Chemistry	2/8/2022
1610	Conductivity	EPA 120.1	10006403	General Chemistry	11/26/2001
1610	Conductivity	EPA 9050A	10198808	General Chemistry	12/9/2022
1055	Copper	EPA 200.7	10013806	Metals	11/26/2001
1055	Copper	EPA 200.8	10014605	Metals	3/31/2003
1055	Copper	EPA 6010D	10155950	Metals	12/9/2022
1055	Copper	EPA 6020B	10156420	Metals	12/9/2022
4555	Cyclohexane	EPA 624.1	10298121	Volatile Organics	11/6/2018
4555	Cyclohexane	EPA 8260D	10307127	Volatile Organics	12/9/2022
8555	Dalapon	EPA 8151A	10183207	Pesticides-Herbicides-PCB's	12/9/2022
7105	delta-BHC	EPA 608.3	10296614	Pesticides-Herbicides-PCB's	1/18/2018
7105	delta-BHC	EPA 8081B	10178811	Pesticides-Herbicides-PCB's	12/9/2022
6065	Di(2-ethylhexyl) phthalate (DEHP)	EPA 625.1	10300024	Extractable Organics	1/18/2018
6065	Di(2-ethylhexyl) phthalate (DEHP)	EPA 8270E	10242543	Volatile Organics	12/9/2022
7405	Diallate	EPA 8270E	10242543	Volatile Organics	12/9/2022
5895	Dibenz(a,h)anthracene	EPA 625.1	10300024	Extractable Organics	1/18/2018
5895	Dibenz(a,h)anthracene	EPA 8270E	10242543	Volatile Organics	12/9/2022
5905	Dibenzofuran	EPA 625.1	10300024	Extractable Organics	11/6/2018
5905	Dibenzofuran	EPA 8270E	10242543	Volatile Organics	12/9/2022
4575	Dibromochloromethane	EPA 624.1	10298121	Volatile Organics	1/18/2018
4575	Dibromochloromethane	EPA 8260D	10307127	Volatile Organics	12/9/2022
4595	Dibromomethane	EPA 8260D	10307127	Volatile Organics	12/9/2022
8595	Dicamba	EPA 615	10105609	Pesticides-Herbicides-PCB's	11/26/2001

Attachment to Certificate #: E87582-53, expiration date June 30, 2026. This listing of accredited analytes should be used only when associated with a valid certificate.

State Laboratory ID: **E87582** EPA Lab Code: **GA00906** **(770) 457-8177**

E87582
Eurofins Atlanta
3080 Presidential Drive
Atlanta, GA 30340

Matrix: **Non-Potable Water**

Analyte#	Analyte	Method/Tech	Method Code	Category	Effective Date
8595	Dicamba	EPA 8151A	10183207	Pesticides-Herbicides-PCB's	12/9/2022
4625	Dichlorodifluoromethane	EPA 624.1	10298121	Volatile Organics	1/18/2018
4625	Dichlorodifluoromethane	EPA 8260D	10307127	Volatile Organics	12/9/2022
8605	Dichloroprop (Dichlorprop)	EPA 8151A	10183207	Pesticides-Herbicides-PCB's	12/9/2022
7470	Dieldrin	EPA 608.3	10296614	Pesticides-Herbicides-PCB's	1/18/2018
7470	Dieldrin	EPA 8081B	10178811	Pesticides-Herbicides-PCB's	12/9/2022
9369	Diesel range organics (DRO)	EPA 8015C	10173816	Volatile Organics	12/9/2022
4725	Diethyl ether	EPA 8015C	10173816	Volatile Organics	12/9/2022
6070	Diethyl phthalate	EPA 625.1	10300024	Extractable Organics	1/18/2018
6070	Diethyl phthalate	EPA 8270E	10242543	Volatile Organics	12/9/2022
9375	Di-isopropylether (DIPE)	EPA 8260D	10307127	Volatile Organics	12/9/2022
7475	Dimethoate	EPA 8270E	10242543	Volatile Organics	12/9/2022
6135	Dimethyl phthalate	EPA 625.1	10300024	Extractable Organics	1/18/2018
6135	Dimethyl phthalate	EPA 8270E	10242543	Volatile Organics	12/9/2022
5925	Di-n-butyl phthalate	EPA 625.1	10300024	Extractable Organics	1/18/2018
5925	Di-n-butyl phthalate	EPA 8270E	10242543	Volatile Organics	12/9/2022
6200	Di-n-octyl phthalate	EPA 625.1	10300024	Extractable Organics	1/18/2018
6200	Di-n-octyl phthalate	EPA 8270E	10242543	Volatile Organics	12/9/2022
8620	Dinoseb (2-sec-butyl-4,6-dinitrophenol, DNBP)	EPA 8151A	10183207	Pesticides-Herbicides-PCB's	12/9/2022
6205	Diphenylamine	EPA 8270E	10242543	Volatile Organics	12/9/2022
8625	Disulfoton	EPA 8270E	10242543	Volatile Organics	12/9/2022
7510	Endosulfan I	EPA 608.3	10296614	Pesticides-Herbicides-PCB's	1/18/2018
7510	Endosulfan I	EPA 8081B	10178811	Pesticides-Herbicides-PCB's	12/9/2022
7515	Endosulfan II	EPA 608.3	10296614	Pesticides-Herbicides-PCB's	1/18/2018
7515	Endosulfan II	EPA 8081B	10178811	Pesticides-Herbicides-PCB's	12/9/2022
7520	Endosulfan sulfate	EPA 608.3	10296614	Pesticides-Herbicides-PCB's	1/18/2018
7520	Endosulfan sulfate	EPA 8081B	10178811	Pesticides-Herbicides-PCB's	12/9/2022
7540	Endrin	EPA 608.3	10296614	Pesticides-Herbicides-PCB's	1/18/2018
7540	Endrin	EPA 8081B	10178811	Pesticides-Herbicides-PCB's	12/9/2022
7530	Endrin aldehyde	EPA 608.3	10296614	Pesticides-Herbicides-PCB's	1/18/2018
7530	Endrin aldehyde	EPA 8081B	10178811	Pesticides-Herbicides-PCB's	12/9/2022
7535	Endrin ketone	EPA 608.3	10296614	Pesticides-Herbicides-PCB's	11/6/2018
7535	Endrin ketone	EPA 8081B	10178811	Pesticides-Herbicides-PCB's	12/9/2022
2525	Escherichia coli	SM 9223 B-2016 (Colilert QT)	20037701	Microbiology	2/8/2022
4747	Ethane	RSK-175	10212905	Extractable Organics	5/25/2011

Attachment to Certificate #: E87582-53, expiration date June 30, 2026. This listing of accredited analytes should be used only when associated with a valid certificate.

State Laboratory ID: **E87582** EPA Lab Code: **GA00906** **(770) 457-8177**

E87582
Eurofins Atlanta
3080 Presidential Drive
Atlanta, GA 30340

Matrix: **Non-Potable Water**

Analyte#	Analyte	Method/Tech	Method Code	Category	Effective Date
4750	Ethanol	EPA 8015C	10173816	Volatile Organics	12/9/2022
4750	Ethanol	EPA 8260D	10307127	Volatile Organics	12/9/2022
4755	Ethyl acetate	EPA 8015C	10173816	Volatile Organics	10/6/2024
4810	Ethyl methacrylate	EPA 8260D	10307127	Volatile Organics	12/9/2022
6260	Ethyl methanesulfonate	EPA 8270E	10242543	Volatile Organics	12/9/2022
4765	Ethylbenzene	EPA 624.1	10298121	Volatile Organics	1/18/2018
4765	Ethylbenzene	EPA 8260D	10307127	Volatile Organics	12/9/2022
4752	Ethylene	RSK-175	10212905	Extractable Organics	5/25/2011
4785	Ethylene glycol	EPA 8015C	10173816	Volatile Organics	12/9/2022
4770	Ethyl-t-butylether (ETBE)	EPA 8260D	10307127	Volatile Organics	12/9/2022
7580	Famphur	EPA 8270E	10242543	Volatile Organics	12/9/2022
2530	Fecal coliforms	SM 9222 D-2015	20210020	Microbiology	2/8/2022
1947	Fixed Residue	SM 2540 E-2015	20051610	General Chemistry	10/3/2022
6265	Fluoranthene	EPA 625.1	10300024	Extractable Organics	1/18/2018
6265	Fluoranthene	EPA 8270E	10242543	Volatile Organics	12/9/2022
6270	Fluorene	EPA 625.1	10300024	Extractable Organics	1/18/2018
6270	Fluorene	EPA 8270E	10242543	Volatile Organics	12/9/2022
1730	Fluoride	EPA 300.0	10053200	General Chemistry	11/26/2001
1730	Fluoride	EPA 9056A	10199607	General Chemistry	12/9/2022
4815	Formaldehyde	EPA 8315A	10188008	Extractable Organics	12/9/2022
7120	gamma-BHC (Lindane, gamma-Hexachlorocyclohexane)	EPA 608.3	10296614	Pesticides-Herbicides-PCB's	1/18/2018
7120	gamma-BHC (Lindane, gamma-Hexachlorocyclohexane)	EPA 8081B	10178811	Pesticides-Herbicides-PCB's	12/9/2022
7245	gamma-Chlordane	EPA 608.3	10296614	Pesticides-Herbicides-PCB's	11/6/2018
7245	gamma-Chlordane	EPA 8081B	10178811	Pesticides-Herbicides-PCB's	12/9/2022
9408	Gasoline range organics (GRO)	EPA 8015C	10173816	Volatile Organics	12/9/2022
1750	Hardness	SM 2340 B-2011	20046611	General Chemistry	2/8/2022
7685	Heptachlor	EPA 608.3	10296614	Pesticides-Herbicides-PCB's	1/18/2018
7685	Heptachlor	EPA 8081B	10178811	Pesticides-Herbicides-PCB's	12/9/2022
7690	Heptachlor epoxide	EPA 608.3	10296614	Pesticides-Herbicides-PCB's	1/18/2018
7690	Heptachlor epoxide	EPA 8081B	10178811	Pesticides-Herbicides-PCB's	12/9/2022
6275	Hexachlorobenzene	EPA 625.1	10300024	Extractable Organics	1/18/2018
6275	Hexachlorobenzene	EPA 8270E	10242543	Volatile Organics	12/9/2022
4835	Hexachlorobutadiene	EPA 625.1	10300024	Extractable Organics	1/18/2018
4835	Hexachlorobutadiene	EPA 8260D	10307127	Volatile Organics	12/9/2022
4835	Hexachlorobutadiene	EPA 8270E	10242543	Volatile Organics	12/9/2022

Attachment to Certificate #: E87582-53, expiration date June 30, 2026. This listing of accredited analytes should be used only when associated with a valid certificate.

State Laboratory ID: **E87582** EPA Lab Code: **GA00906** **(770) 457-8177**

E87582
Eurofins Atlanta
3080 Presidential Drive
Atlanta, GA 30340

Matrix: **Non-Potable Water**

Analyte#	Analyte	Method/Tech	Method Code	Category	Effective Date
6285	Hexachlorocyclopentadiene	EPA 625.1	10300024	Extractable Organics	1/18/2018
6285	Hexachlorocyclopentadiene	EPA 8270E	10242543	Volatile Organics	12/9/2022
4840	Hexachloroethane	EPA 625.1	10300024	Extractable Organics	1/18/2018
4840	Hexachloroethane	EPA 8270E	10242543	Volatile Organics	12/9/2022
6290	Hexachlorophene	EPA 8270E	10242543	Volatile Organics	12/9/2022
6295	Hexachloropropene	EPA 8270E	10242543	Volatile Organics	12/9/2022
1780	Ignitability	EPA 1010B	10234830	General Chemistry	12/9/2022
6315	Indeno(1,2,3-cd)pyrene	EPA 625.1	10300024	Extractable Organics	1/18/2018
6315	Indeno(1,2,3-cd)pyrene	EPA 8270E	10242543	Volatile Organics	12/9/2022
4870	Iodomethane (Methyl iodide)	EPA 8260D	10307127	Volatile Organics	12/9/2022
1070	Iron	EPA 200.7	10013806	Metals	11/26/2001
1070	Iron	EPA 200.8	10014605	Metals	11/14/2014
1070	Iron	EPA 6010D	10155950	Metals	12/9/2022
1070	Iron	EPA 6020B	10156420	Metals	12/9/2022
1070	Iron	SM 3500-Fe B-2011	20069016	General Chemistry	2/8/2022
4875	Isobutyl alcohol (2-Methyl-1-propanol)	EPA 8015C	10173816	Volatile Organics	12/9/2022
4875	Isobutyl alcohol (2-Methyl-1-propanol)	EPA 8260D	10307127	Volatile Organics	12/9/2022
7725	Isodrin	EPA 8270E	10242543	Volatile Organics	12/9/2022
6320	Isophorone	EPA 625.1	10300024	Extractable Organics	1/18/2018
6320	Isophorone	EPA 8270E	10242543	Volatile Organics	12/9/2022
4895	Isopropyl alcohol (2-Propanol)	EPA 624.1	10298121	Volatile Organics	11/6/2018
4895	Isopropyl alcohol (2-Propanol)	EPA 8015C	10173816	Volatile Organics	12/9/2022
4900	Isopropylbenzene	EPA 624.1	10298121	Volatile Organics	11/6/2018
4900	Isopropylbenzene	EPA 8260D	10307127	Volatile Organics	12/9/2022
6325	Isosafrole	EPA 8270E	10242543	Volatile Organics	12/9/2022
7740	Kepone	EPA 8270E	10242543	Volatile Organics	12/9/2022
1795	Kjeldahl nitrogen - total	EPA 351.2	10065404	General Chemistry	11/26/2001
1075	Lead	EPA 200.7	10013806	Metals	11/26/2001
1075	Lead	EPA 200.8	10014605	Metals	3/31/2003
1075	Lead	EPA 6010D	10155950	Metals	12/9/2022
1075	Lead	EPA 6020B	10156420	Metals	12/9/2022
1080	Lithium	EPA 200.7	10013806	Metals	10/6/2024
1080	Lithium	EPA 6010D	10155950	Metals	10/6/2024
5240	m+p-Xylenes	EPA 624.1	10298121	Volatile Organics	1/18/2018
5240	m+p-Xylenes	EPA 8260D	10307127	Volatile Organics	12/9/2022
1085	Magnesium	EPA 200.7	10013806	Metals	11/26/2001

Attachment to Certificate #: E87582-53, expiration date June 30, 2026. This listing of accredited analytes should be used only when associated with a valid certificate.

State Laboratory ID: **E87582** EPA Lab Code: **GA00906** **(770) 457-8177**

E87582
Eurofins Atlanta
3080 Presidential Drive
Atlanta, GA 30340

Matrix: **Non-Potable Water**

Analyte#	Analyte	Method/Tech	Method Code	Category	Effective Date
1085	Magnesium	EPA 200.8	10014605	Metals	11/14/2014
1085	Magnesium	EPA 6010D	10155950	Metals	12/9/2022
1085	Magnesium	EPA 6020B	10156420	Metals	12/9/2022
1090	Manganese	EPA 200.7	10013806	Metals	11/26/2001
1090	Manganese	EPA 200.8	10014605	Metals	3/31/2003
1090	Manganese	EPA 6010D	10155950	Metals	12/9/2022
1090	Manganese	EPA 6020B	10156420	Metals	12/9/2022
7775	MCPA	EPA 615	10105609	Pesticides-Herbicides-PCB's	10/6/2024
7775	MCPA	EPA 8151A	10183207	Pesticides-Herbicides-PCB's	12/9/2022
7780	MCPP	EPA 615	10105609	Pesticides-Herbicides-PCB's	10/6/2024
7780	MCPP	EPA 8151A	10183207	Pesticides-Herbicides-PCB's	12/9/2022
1095	Mercury	EPA 245.1	10036609	Metals	11/26/2001
1095	Mercury	EPA 7470A	10165807	Metals	12/9/2022
4925	Methacrylonitrile	EPA 8260D	10307127	Volatile Organics	12/9/2022
4926	Methane	RSK-175	10212905	Extractable Organics	5/25/2011
4930	Methanol	EPA 8015C	10173816	Volatile Organics	12/9/2022
6345	Methapyrilene	EPA 8270E	10242543	Volatile Organics	12/9/2022
7810	Methoxychlor	EPA 608.3	10296614	Pesticides-Herbicides-PCB's	1/18/2018
7810	Methoxychlor	EPA 8081B	10178811	Pesticides-Herbicides-PCB's	12/9/2022
4940	Methyl acetate	EPA 624.1	10298121	Volatile Organics	11/6/2018
4940	Methyl acetate	EPA 8260D	10307127	Volatile Organics	12/9/2022
4950	Methyl bromide (Bromomethane)	EPA 624.1	10298121	Volatile Organics	1/18/2018
4950	Methyl bromide (Bromomethane)	EPA 8260D	10307127	Volatile Organics	12/9/2022
4960	Methyl chloride (Chloromethane)	EPA 624.1	10298121	Volatile Organics	1/18/2018
4960	Methyl chloride (Chloromethane)	EPA 8260D	10307127	Volatile Organics	12/9/2022
4990	Methyl methacrylate	EPA 8260D	10307127	Volatile Organics	12/9/2022
6375	Methyl methanesulfonate	EPA 8270E	10242543	Volatile Organics	12/9/2022
7825	Methyl parathion (Parathion, methyl)	EPA 8270E	10242543	Volatile Organics	12/9/2022
5000	Methyl tert-butyl ether (MTBE)	EPA 624.1	10298121	Volatile Organics	1/18/2018
5000	Methyl tert-butyl ether (MTBE)	EPA 8260D	10307127	Volatile Organics	12/9/2022
4965	Methylcyclohexane	EPA 624.1	10298121	Volatile Organics	11/6/2018
4965	Methylcyclohexane	EPA 8260D	10307127	Volatile Organics	12/9/2022
4975	Methylene chloride	EPA 624.1	10298121	Volatile Organics	1/18/2018
4975	Methylene chloride	EPA 8260D	10307127	Volatile Organics	12/9/2022
1100	Molybdenum	EPA 200.7	10013806	Metals	11/26/2001
1100	Molybdenum	EPA 200.8	10014605	Metals	3/31/2003

Laboratory Scope of Accreditation

Attachment to Certificate #: E87582-53, expiration date June 30, 2026. This listing of accredited analytes should be used only when associated with a valid certificate.

State Laboratory ID: **E87582** EPA Lab Code: **GA00906** **(770) 457-8177**

E87582
Eurofins Atlanta
3080 Presidential Drive
Atlanta, GA 30340

Matrix: **Non-Potable Water**

Analyte#	Analyte	Method/Tech	Method Code	Category	Effective Date
1100	Molybdenum	EPA 6010D	10155950	Metals	12/9/2022
1100	Molybdenum	EPA 6020B	10156420	Metals	12/9/2022
5005	Naphthalene	EPA 625.1	10300024	Extractable Organics	1/18/2018
5005	Naphthalene	EPA 8260D	10307127	Volatile Organics	12/9/2022
5005	Naphthalene	EPA 8270E	10242543	Volatile Organics	12/9/2022
4425	n-Butyl alcohol	EPA 8015C	10173816	Volatile Organics	12/9/2022
4435	n-Butylbenzene	EPA 8260D	10307127	Volatile Organics	12/9/2022
5875	n-Decane	EPA 625.1	10300024	Extractable Organics	1/18/2018
1105	Nickel	EPA 200.7	10013806	Metals	11/26/2001
1105	Nickel	EPA 200.8	10014605	Metals	3/31/2003
1105	Nickel	EPA 6010D	10155950	Metals	12/9/2022
1105	Nickel	EPA 6020B	10156420	Metals	12/9/2022
1805	Nitrate	EPA 9056A	10199607	General Chemistry	12/9/2022
1810	Nitrate as N	EPA 300.0	10053200	General Chemistry	11/26/2001
1810	Nitrate as N	EPA 353.2	10067604	General Chemistry	11/26/2001
1820	Nitrate-nitrite	EPA 300.0	10053200	General Chemistry	11/26/2001
1820	Nitrate-nitrite	EPA 353.2	10067604	General Chemistry	11/26/2001
1835	Nitrite	EPA 9056A	10199607	General Chemistry	12/9/2022
1840	Nitrite as N	EPA 300.0	10053200	General Chemistry	11/26/2001
1840	Nitrite as N	EPA 353.2	10067604	General Chemistry	11/26/2001
5015	Nitrobenzene	EPA 625.1	10300024	Extractable Organics	1/18/2018
5015	Nitrobenzene	EPA 8270E	10242543	Volatile Organics	12/9/2022
6525	n-Nitrosodiethylamine	EPA 8270E	10242543	Volatile Organics	12/9/2022
6530	n-Nitrosodimethylamine	EPA 625.1	10300024	Extractable Organics	1/18/2018
6530	n-Nitrosodimethylamine	EPA 8270E	10242543	Volatile Organics	12/9/2022
5025	n-Nitroso-di-n-butylamine	EPA 8270E	10242543	Volatile Organics	12/9/2022
6545	n-Nitrosodi-n-propylamine	EPA 625.1	10300024	Extractable Organics	1/18/2018
6545	n-Nitrosodi-n-propylamine	EPA 8270E	10242543	Volatile Organics	12/9/2022
6535	n-Nitrosodiphenylamine	EPA 625.1	10300024	Extractable Organics	1/18/2018
6535	n-Nitrosodiphenylamine	EPA 8270E	10242543	Volatile Organics	12/9/2022
6550	n-Nitrosomethylethylamine	EPA 8270E	10242543	Volatile Organics	12/9/2022
6555	n-Nitrosomorpholine	EPA 8270E	10242543	Volatile Organics	12/9/2022
6560	n-Nitrosopiperidine	EPA 8270E	10242543	Volatile Organics	12/9/2022
6565	n-Nitrosopyrrolidine	EPA 8270E	10242543	Volatile Organics	12/9/2022
6580	n-Octadecane	EPA 625.1	10300024	Extractable Organics	1/18/2018
5055	n-Propanol (1-Propanol)	EPA 8015C	10173816	Volatile Organics	12/9/2022

Attachment to Certificate #: E87582-53, expiration date June 30, 2026. This listing of accredited analytes should be used only when associated with a valid certificate.

State Laboratory ID: **E87582** EPA Lab Code: **GA00906** **(770) 457-8177**

E87582
Eurofins Atlanta
3080 Presidential Drive
Atlanta, GA 30340

Matrix: **Non-Potable Water**

Analyte#	Analyte	Method/Tech	Method Code	Category	Effective Date
5090	n-Propylbenzene	EPA 8260D	10307127	Volatile Organics	12/9/2022
8290	o,o,o-Triethyl phosphorothioate	EPA 8270E	10242543	Volatile Organics	12/9/2022
1860	Oil & Grease	EPA 1664B	10261617	General Chemistry	4/9/2014
1860	Oil & Grease	EPA 9070A	10245020	General Chemistry	12/9/2022
1865	Organic nitrogen	TKN minus AMMONIA	60034437	General Chemistry	11/26/2001
1870	Orthophosphate as P	EPA 300.0	10053200	General Chemistry	11/26/2001
1870	Orthophosphate as P	EPA 365.1	10070005	General Chemistry	5/19/2004
1870	Orthophosphate as P	EPA 9056A	10199607	General Chemistry	12/9/2022
5145	o-Toluidine	EPA 8270E	10242543	Volatile Organics	12/9/2022
1880	Oxygen, dissolved	SM 4500-O H-2016	20121680	General Chemistry	12/16/2021
5250	o-Xylene	EPA 624.1	10298121	Volatile Organics	1/18/2018
5250	o-Xylene	EPA 8260D	10307127	Volatile Organics	12/9/2022
7955	Parathion, ethyl	EPA 8270E	10242543	Volatile Organics	12/9/2022
6590	Pentachlorobenzene	EPA 8270E	10242543	Volatile Organics	12/9/2022
5035	Pentachloroethane	EPA 8260D	10307127	Volatile Organics	12/9/2022
6600	Pentachloronitrobenzene (Quintozene)	EPA 8270E	10242543	Volatile Organics	12/9/2022
6605	Pentachlorophenol	EPA 625.1	10300024	Extractable Organics	1/18/2018
6605	Pentachlorophenol	EPA 8151A	10183207	Pesticides-Herbicides-PCB's	12/9/2022
6605	Pentachlorophenol	EPA 8270E	10242543	Volatile Organics	12/9/2022
1900	pH	EPA 9040C	10244403	General Chemistry	12/9/2022
1900	pH	SM 4500-H+ B-2011	20105220	General Chemistry	2/8/2022
6610	Phenacetin	EPA 8270E	10242543	Volatile Organics	12/9/2022
6615	Phenanthrene	EPA 625.1	10300024	Extractable Organics	1/18/2018
6615	Phenanthrene	EPA 8270E	10242543	Volatile Organics	12/9/2022
6625	Phenol	EPA 625.1	10300024	Extractable Organics	1/18/2018
6625	Phenol	EPA 8270E	10242543	Volatile Organics	12/9/2022
7985	Phorate	EPA 8270E	10242543	Volatile Organics	12/9/2022
1910	Phosphorus, total	EPA 200.7	10013806	Metals	3/31/2003
1910	Phosphorus, total	EPA 365.1	10070005	General Chemistry	11/26/2001
1910	Phosphorus, total	EPA 6010D	10155950	Metals	12/9/2022
4910	p-Isopropyltoluene	EPA 8260D	10307127	Volatile Organics	12/9/2022
1125	Potassium	EPA 200.7	10013806	Metals	11/26/2001
1125	Potassium	EPA 200.8	10014605	Metals	11/14/2014
1125	Potassium	EPA 6010D	10155950	Metals	12/9/2022
1125	Potassium	EPA 6020B	10156420	Metals	12/9/2022
6650	Pronamide (Kerb)	EPA 8270E	10242543	Volatile Organics	12/9/2022

Attachment to Certificate #: E87582-53, expiration date June 30, 2026. This listing of accredited analytes should be used only when associated with a valid certificate.

State Laboratory ID: **E87582** EPA Lab Code: **GA00906** **(770) 457-8177**

E87582
Eurofins Atlanta
3080 Presidential Drive
Atlanta, GA 30340

Matrix: **Non-Potable Water**

Analyte#	Analyte	Method/Tech	Method Code	Category	Effective Date
5080	Propionitrile (Ethyl cyanide)	EPA 8260D	10307127	Volatile Organics	12/9/2022
6665	Pyrene	EPA 625.1	10300024	Extractable Organics	1/18/2018
6665	Pyrene	EPA 8270E	10242543	Volatile Organics	12/9/2022
5095	Pyridine	EPA 625.1	10300024	Extractable Organics	1/18/2018
5095	Pyridine	EPA 8270E	10242543	Volatile Organics	12/9/2022
1955	Residue-filterable (TDS)	SM 2540 C-2015	20050435	General Chemistry	2/8/2022
1960	Residue-nonfilterable (TSS)	SM 2540 D-2015	20051223	General Chemistry	2/8/2022
1965	Residue-settleable	SM 2540 F-2015	20052226	General Chemistry	2/8/2022
1950	Residue-total	SM 2540 B-2015	20049438	General Chemistry	2/8/2022
1970	Residue-volatile	SM 2540 E-2015	20051610	General Chemistry	10/3/2022
6685	Safrole	EPA 8270E	10242543	Volatile Organics	12/9/2022
4440	sec-Butylbenzene	EPA 8260D	10307127	Volatile Organics	12/9/2022
1140	Selenium	EPA 200.7	10013806	Metals	11/26/2001
1140	Selenium	EPA 200.8	10014605	Metals	3/31/2003
1140	Selenium	EPA 6010D	10155950	Metals	12/9/2022
1140	Selenium	EPA 6020B	10156420	Metals	12/9/2022
1990	Silica as SiO2	EPA 200.7	10013806	Metals	2/21/2008
1990	Silica as SiO2	EPA 6010D	10155950	Metals	12/9/2022
1150	Silver	EPA 200.7	10013806	Metals	11/26/2001
1150	Silver	EPA 200.8	10014605	Metals	3/31/2003
1150	Silver	EPA 6010D	10155950	Metals	12/9/2022
1150	Silver	EPA 6020B	10156420	Metals	12/9/2022
8650	Silvex (2,4,5-TP)	EPA 615	10105609	Pesticides-Herbicides-PCB's	11/26/2001
8650	Silvex (2,4,5-TP)	EPA 8151A	10183207	Pesticides-Herbicides-PCB's	12/9/2022
1155	Sodium	EPA 200.7	10013806	Metals	11/26/2001
1155	Sodium	EPA 200.8	10014605	Metals	11/14/2014
1155	Sodium	EPA 6010D	10155950	Metals	12/9/2022
1155	Sodium	EPA 6020B	10156420	Metals	12/9/2022
1160	Strontium	EPA 200.7	10013806	Metals	2/23/2006
1160	Strontium	EPA 6010D	10155950	Metals	12/9/2022
5100	Styrene	EPA 624.1	10298121	Volatile Organics	11/6/2018
5100	Styrene	EPA 8260D	10307127	Volatile Organics	12/9/2022
2000	Sulfate	EPA 300.0	10053200	General Chemistry	11/26/2001
2000	Sulfate	EPA 9056A	10199607	General Chemistry	12/9/2022
2005	Sulfide	EPA 9034	10196006	General Chemistry	2/14/2025
2005	Sulfide	SM 4500-S^{2-} F-2011	20126663	General Chemistry	2/8/2022

Laboratory Scope of Accreditation

Attachment to Certificate #: E87582-53, expiration date June 30, 2026. This listing of accredited analytes should be used only when associated with a valid certificate.

State Laboratory ID: **E87582** EPA Lab Code: **GA00906** **(770) 457-8177**

E87582
Eurofins Atlanta
3080 Presidential Drive
Atlanta, GA 30340

Matrix: **Non-Potable Water**

Analyte#	Analyte	Method/Tech	Method Code	Category	Effective Date
2015	Sulfite-SO3	SM 4500-SO3¯ B-2011	20130636	General Chemistry	2/8/2022
8155	Sulfotepp	EPA 8270E	10242543	Extractable Organics	12/9/2022
2025	Surfactants - MBAS	SM 5540 C-2011	20145066	General Chemistry	2/8/2022
4370	T-amylmethylether (TAME)	EPA 8260D	10307127	Volatile Organics	12/9/2022
4368	tert-Amyl Alcohol	EPA 8260D	10307127	Volatile Organics	12/9/2022
4369	tert-Amyl Ethyl Ether (TAEE)	EPA 8260D	10307127	Volatile Organics	12/9/2022
4420	tert-Butyl alcohol (2-Methyl-2-propanol)	EPA 8015C	10173816	Volatile Organics	12/9/2022
4420	tert-Butyl alcohol (2-Methyl-2-propanol)	EPA 8260D	10307127	Volatile Organics	12/9/2022
9557	tert-Butyl Formate	EPA 8260D	10307127	Volatile Organics	12/9/2022
4445	tert-Butylbenzene	EPA 8260D	10307127	Volatile Organics	12/9/2022
5115	Tetrachloroethylene (Perchloroethylene)	EPA 624.1	10298121	Volatile Organics	1/18/2018
5115	Tetrachloroethylene (Perchloroethylene)	EPA 8260D	10307127	Volatile Organics	12/9/2022
1165	Thallium	EPA 200.7	10013806	Metals	11/26/2001
1165	Thallium	EPA 200.8	10014605	Metals	3/31/2003
1165	Thallium	EPA 6010D	10155950	Metals	12/9/2022
1165	Thallium	EPA 6020B	10156420	Metals	12/9/2022
8235	Thionazin (Zinophos)	EPA 8270E	10242543	Volatile Organics	12/9/2022
1175	Tin	EPA 200.7	10013806	Metals	3/31/2003
1175	Tin	EPA 200.8	10014605	Metals	11/14/2014
1175	Tin	EPA 6010D	10155950	Metals	12/9/2022
1175	Tin	EPA 6020B	10156420	Metals	12/9/2022
1180	Titanium	EPA 200.7	10013806	Metals	3/31/2003
1180	Titanium	EPA 200.8	10014605	Metals	11/14/2014
1180	Titanium	EPA 6010D	10155950	Metals	12/9/2022
1180	Titanium	EPA 6020B	10156420	Metals	12/9/2022
5140	Toluene	EPA 624.1	10298121	Volatile Organics	1/18/2018
5140	Toluene	EPA 8260D	10307127	Volatile Organics	12/9/2022
2500	Total coliforms	SM 9222 B-2015	20208439	Microbiology	2/8/2022
1645	Total cyanide	EPA 9014	10193803	General Chemistry	12/9/2022
1645	Total cyanide	SM 4500-CN¯ E-2016	20096439	General Chemistry	2/8/2022
1755	Total hardness as CaCO3	EPA 200.7	10013806	Metals	11/26/2001
1825	Total nitrate-nitrite	EPA 9056A	10199607	General Chemistry	12/9/2022
2040	Total organic carbon	EPA 9060A	10244823	General Chemistry	12/9/2022
2040	Total organic carbon	SM 5310 B-2014	20137831	General Chemistry	2/8/2022
2050	Total Petroleum Hydrocarbons (TPH)	EPA 1664B	10261617	General Chemistry	4/9/2014
2050	Total Petroleum Hydrocarbons (TPH)	FL-PRO	90015808	Extractable Organics	7/1/2003

Laboratory Scope of Accreditation

Attachment to Certificate #: E87582-53, expiration date June 30, 2026. This listing of accredited analytes should be used only when associated with a valid certificate.

State Laboratory ID: **E87582** EPA Lab Code: **GA00906** **(770) 457-8177**

E87582
Eurofins Atlanta
3080 Presidential Drive
Atlanta, GA 30340

Matrix: **Non-Potable Water**

Analyte#	Analyte	Method/Tech	Method Code	Category	Effective Date
1905	Total phenolics	EPA 420.4	10080203	General Chemistry	5/25/2011
1905	Total phenolics	EPA 9065	10200405	General Chemistry	7/1/2003
1940	Total residual chlorine	SM 4500-Cl G-2011	20081623	General Chemistry	2/8/2022
1725	Total, fixed, and volatile residue	SM 2540 G-2015	20005281	General Chemistry	2/8/2022
8250	Toxaphene (Chlorinated camphene)	EPA 608.3	10296614	Pesticides-Herbicides-PCB's	1/18/2018
8250	Toxaphene (Chlorinated camphene)	EPA 8081B	10178811	Pesticides-Herbicides-PCB's	12/9/2022
4700	trans-1,2-Dichloroethylene	EPA 624.1	10298121	Volatile Organics	1/18/2018
4700	trans-1,2-Dichloroethylene	EPA 8260D	10307127	Volatile Organics	12/9/2022
4685	trans-1,3-Dichloropropene	EPA 624.1	10298121	Volatile Organics	1/18/2018
4685	trans-1,3-Dichloropropene	EPA 8260D	10307127	Volatile Organics	12/9/2022
4605	trans-1,4-Dichloro-2-butene	EPA 8260D	10307127	Volatile Organics	12/9/2022
5170	Trichloroethene (Trichloroethylene)	EPA 624.1	10298121	Volatile Organics	1/18/2018
5170	Trichloroethene (Trichloroethylene)	EPA 8260D	10307127	Volatile Organics	12/9/2022
5175	Trichlorofluoromethane	EPA 624.1	10298121	Volatile Organics	1/18/2018
5175	Trichlorofluoromethane	EPA 8260D	10307127	Volatile Organics	12/9/2022
2055	Turbidity	EPA 180.1	10011800	General Chemistry	11/26/2001
1185	Vanadium	EPA 200.7	10013806	Metals	11/26/2001
1185	Vanadium	EPA 200.8	10014605	Metals	3/31/2003
1185	Vanadium	EPA 6010D	10155950	Metals	12/9/2022
1185	Vanadium	EPA 6020B	10156420	Metals	12/9/2022
5225	Vinyl acetate	EPA 8260D	10307127	Volatile Organics	12/9/2022
5235	Vinyl chloride	EPA 624.1	10298121	Volatile Organics	1/18/2018
5235	Vinyl chloride	EPA 8260D	10307127	Volatile Organics	12/9/2022
5260	Xylene (total)	EPA 624.1	10298121	Volatile Organics	1/18/2018
5260	Xylene (total)	EPA 8260D	10307127	Volatile Organics	12/9/2022
1190	Zinc	EPA 200.7	10013806	Metals	11/26/2001
1190	Zinc	EPA 200.8	10014605	Metals	3/31/2003
1190	Zinc	EPA 6010D	10155950	Metals	12/9/2022
1190	Zinc	EPA 6020B	10156420	Metals	12/9/2022

Attachment to Certificate #: E87582-53, expiration date June 30, 2026. This listing of accredited analytes should be used only when associated with a valid certificate.

State Laboratory ID: **E87582** EPA Lab Code: **GA00906** **(770) 457-8177**

E87582
Eurofins Atlanta
3080 Presidential Drive
Atlanta, GA 30340

Matrix: **Solid and Chemical Materials**

Analyte#	Analyte	Method/Tech	Method Code	Category	Effective Date
5105	1,1,1,2-Tetrachloroethane	EPA 8260D	10307127	Volatile Organics	12/9/2022
5160	1,1,1-Trichloroethane	EPA 8260D	10307127	Volatile Organics	12/9/2022
5110	1,1,2,2-Tetrachloroethane	EPA 8260D	10307127	Volatile Organics	12/9/2022
5185	1,1,2-Trichloro-1,2,2-trifluoroethane (Freon 113)	EPA 8260D	10307127	Volatile Organics	12/9/2022
5165	1,1,2-Trichloroethane	EPA 8260D	10307127	Volatile Organics	12/9/2022
4630	1,1-Dichloroethane	EPA 8260D	10307127	Volatile Organics	12/9/2022
4640	1,1-Dichloroethylene	EPA 8260D	10307127	Volatile Organics	12/9/2022
4670	1,1-Dichloropropene	EPA 8260D	10307127	Volatile Organics	12/9/2022
5150	1,2,3-Trichlorobenzene	EPA 8260D	10307127	Volatile Organics	12/9/2022
5180	1,2,3-Trichloropropane	EPA 8260D	10307127	Volatile Organics	12/9/2022
6715	1,2,4,5-Tetrachlorobenzene	EPA 8270E	10242543	Extractable Organics	12/9/2022
5155	1,2,4-Trichlorobenzene	EPA 8260D	10307127	Volatile Organics	12/9/2022
5155	1,2,4-Trichlorobenzene	EPA 8270E	10242543	Extractable Organics	12/9/2022
5210	1,2,4-Trimethylbenzene	EPA 8260D	10307127	Volatile Organics	12/9/2022
4570	1,2-Dibromo-3-chloropropane (DBCP)	EPA 8260D	10307127	Volatile Organics	12/9/2022
4585	1,2-Dibromoethane (EDB, Ethylene dibromide)	EPA 8260D	10307127	Volatile Organics	12/9/2022
4610	1,2-Dichlorobenzene	EPA 8260D	10307127	Volatile Organics	12/9/2022
4610	1,2-Dichlorobenzene	EPA 8270E	10242543	Extractable Organics	12/9/2022
4635	1,2-Dichloroethane	EPA 8260D	10307127	Volatile Organics	12/9/2022
4655	1,2-Dichloropropane	EPA 8260D	10307127	Volatile Organics	12/9/2022
6220	1,2-Diphenylhydrazine	EPA 8270E	10242543	Extractable Organics	12/9/2022
5215	1,3,5-Trimethylbenzene	EPA 8260D	10307127	Volatile Organics	12/9/2022
6885	1,3,5-Trinitrobenzene (1,3,5-TNB)	EPA 8270E	10242543	Extractable Organics	12/9/2022
4615	1,3-Dichlorobenzene	EPA 8260D	10307127	Volatile Organics	12/9/2022
4615	1,3-Dichlorobenzene	EPA 8270E	10242543	Extractable Organics	12/9/2022
4660	1,3-Dichloropropane	EPA 8260D	10307127	Volatile Organics	12/9/2022
6160	1,3-Dinitrobenzene (1,3-DNB)	EPA 8270E	10242543	Extractable Organics	12/9/2022
4620	1,4-Dichlorobenzene	EPA 8260D	10307127	Volatile Organics	12/9/2022
4620	1,4-Dichlorobenzene	EPA 8270E	10242543	Extractable Organics	12/9/2022
4735	1,4-Dioxane (1,4-Diethyleneoxide)	EPA 8260D	10307127	Volatile Organics	12/9/2022
6420	1,4-Naphthoquinone	EPA 8270E	10242543	Extractable Organics	12/9/2022
6630	1,4-Phenylenediamine	EPA 8270E	10242543	Extractable Organics	12/9/2022
5790	1-Chloronaphthalene	EPA 8270E	10242543	Extractable Organics	12/9/2022
6380	1-Methylnaphthalene	EPA 8270E	10242543	Extractable Organics	12/9/2022
6425	1-Naphthylamine	EPA 8270E	10242543	Extractable Organics	12/9/2022

Attachment to Certificate #: E87582-53, expiration date June 30, 2026. This listing of accredited analytes should be used only when associated with a valid certificate.

State Laboratory ID: **E87582** EPA Lab Code: **GA00906** **(770) 457-8177**

E87582
Eurofins Atlanta
3080 Presidential Drive
Atlanta, GA 30340

Matrix: **Solid and Chemical Materials**

Analyte#	Analyte	Method/Tech	Method Code	Category	Effective Date
4665	2,2-Dichloropropane	EPA 8260D	10307127	Volatile Organics	12/9/2022
4659	2,2'-Oxybis(1-chloropropane),bis(2-Chloro-1-methylethyl)ether (fka bis(2-Chloroisopropyl) ether	EPA 8270E	10242543	Extractable Organics	12/9/2022
6735	2,3,4,6-Tetrachlorophenol	EPA 8270E	10242543	Extractable Organics	12/9/2022
8655	2,4,5-T	EPA 8151A	10183207	Pesticides-Herbicides-PCB's	12/9/2022
6835	2,4,5-Trichlorophenol	EPA 8270E	10242543	Extractable Organics	12/9/2022
6840	2,4,6-Trichlorophenol	EPA 8270E	10242543	Extractable Organics	12/9/2022
8545	2,4-D	EPA 8151A	10183207	Pesticides-Herbicides-PCB's	12/9/2022
8560	2,4-DB	EPA 8151A	10183207	Pesticides-Herbicides-PCB's	12/9/2022
6000	2,4-Dichlorophenol	EPA 8270E	10242543	Extractable Organics	12/9/2022
6130	2,4-Dimethylphenol	EPA 8270E	10242543	Extractable Organics	12/9/2022
6175	2,4-Dinitrophenol	EPA 8270E	10242543	Extractable Organics	12/9/2022
6185	2,4-Dinitrotoluene (2,4-DNT)	EPA 8270E	10242543	Extractable Organics	12/9/2022
6005	2,6-Dichlorophenol	EPA 8270E	10242543	Extractable Organics	12/9/2022
6190	2,6-Dinitrotoluene (2,6-DNT)	EPA 8270E	10242543	Extractable Organics	12/9/2022
5515	2-Acetylaminofluorene	EPA 8270E	10242543	Extractable Organics	12/9/2022
4410	2-Butanone (Methyl ethyl ketone, MEK)	EPA 8260D	10307127	Volatile Organics	12/9/2022
4500	2-Chloroethyl vinyl ether	EPA 8260D	10307127	Volatile Organics	12/9/2022
5795	2-Chloronaphthalene	EPA 8270E	10242543	Extractable Organics	12/9/2022
5800	2-Chlorophenol	EPA 8270E	10242543	Extractable Organics	12/9/2022
4535	2-Chlorotoluene	EPA 8260D	10307127	Volatile Organics	12/9/2022
4860	2-Hexanone	EPA 8260D	10307127	Volatile Organics	12/9/2022
6360	2-Methyl-4,6-dinitrophenol	EPA 8270E	10242543	Extractable Organics	12/9/2022
6385	2-Methylnaphthalene	EPA 8270E	10242543	Extractable Organics	12/9/2022
6400	2-Methylphenol (o-Cresol)	EPA 8270E	10242543	Extractable Organics	12/9/2022
6430	2-Naphthylamine	EPA 8270E	10242543	Extractable Organics	12/9/2022
6460	2-Nitroaniline	EPA 8270E	10242543	Extractable Organics	12/9/2022
6490	2-Nitrophenol	EPA 8270E	10242543	Extractable Organics	12/9/2022
5050	2-Picoline (2-Methylpyridine)	EPA 8270E	10242543	Extractable Organics	12/9/2022
5945	3,3'-Dichlorobenzidine	EPA 8270E	10242543	Extractable Organics	12/9/2022
6120	3,3'-Dimethylbenzidine	EPA 8270E	10242543	Extractable Organics	12/9/2022
6412	3/4-Methylphenols (m/p-Cresols)	EPA 8270E	10242543	Extractable Organics	12/9/2022
6355	3-Methylcholanthrene	EPA 8270E	10242543	Extractable Organics	12/9/2022
6465	3-Nitroaniline	EPA 8270E	10242543	Extractable Organics	12/9/2022
7355	4,4'-DDD	EPA 8081B	10178811	Pesticides-Herbicides-PCB's	12/9/2022
7360	4,4'-DDE	EPA 8081B	10178811	Pesticides-Herbicides-PCB's	12/9/2022

Attachment to Certificate #: E87582-53, expiration date June 30, 2026. This listing of accredited analytes should be used only when associated with a valid certificate.

State Laboratory ID: **E87582** EPA Lab Code: **GA00906** **(770) 457-8177**

E87582
Eurofins Atlanta
3080 Presidential Drive
Atlanta, GA 30340

Matrix: **Solid and Chemical Materials**

Analyte#	Analyte	Method/Tech	Method Code	Category	Effective Date
7365	4,4'-DDT	EPA 8081B	10178811	Pesticides-Herbicides-PCB's	12/9/2022
5540	4-Aminobiphenyl	EPA 8270E	10242543	Extractable Organics	12/9/2022
5660	4-Bromophenyl phenyl ether	EPA 8270E	10242543	Extractable Organics	12/9/2022
5700	4-Chloro-3-methylphenol	EPA 8270E	10242543	Extractable Organics	12/9/2022
5745	4-Chloroaniline	EPA 8270E	10242543	Extractable Organics	12/9/2022
5825	4-Chlorophenyl phenylether	EPA 8270E	10242543	Extractable Organics	12/9/2022
4540	4-Chlorotoluene	EPA 8260D	10307127	Volatile Organics	12/9/2022
6105	4-Dimethyl aminoazobenzene	EPA 8270E	10242543	Extractable Organics	12/9/2022
4995	4-Methyl-2-pentanone (MIBK)	EPA 8260D	10307127	Volatile Organics	12/9/2022
6410	4-Methylphenol (p-Cresol)	EPA 8270E	10242543	Extractable Organics	12/9/2022
6470	4-Nitroaniline	EPA 8270E	10242543	Extractable Organics	12/9/2022
6500	4-Nitrophenol	EPA 8270E	10242543	Extractable Organics	12/9/2022
6510	4-Nitroquinoline 1-oxide	EPA 8270E	10242543	Extractable Organics	12/9/2022
6570	5-Nitro-o-toluidine	EPA 8270E	10242543	Extractable Organics	12/9/2022
6115	7,12-Dimethylbenz(a) anthracene	EPA 8270E	10242543	Extractable Organics	12/9/2022
6125	a,a-Dimethylphenethylamine	EPA 8270E	10242543	Extractable Organics	12/9/2022
5500	Acenaphthene	EPA 8270E	10242543	Extractable Organics	12/9/2022
5505	Acenaphthylene	EPA 8270E	10242543	Extractable Organics	12/9/2022
4315	Acetone	EPA 8260D	10307127	Volatile Organics	12/9/2022
4320	Acetonitrile	EPA 8260D	10307127	Volatile Organics	12/9/2022
5510	Acetophenone	EPA 8270E	10242543	Extractable Organics	12/9/2022
4325	Acrolein (Propenal)	EPA 8260D	10307127	Volatile Organics	12/9/2022
4340	Acrylonitrile	EPA 8260D	10307127	Volatile Organics	12/9/2022
7025	Aldrin	EPA 8081B	10178811	Pesticides-Herbicides-PCB's	12/9/2022
4355	Allyl chloride (3-Chloropropene)	EPA 8260D	10307127	Volatile Organics	12/9/2022
7110	alpha-BHC (alpha-Hexachlorocyclohexane)	EPA 8081B	10178811	Pesticides-Herbicides-PCB's	12/9/2022
7240	alpha-Chlordane	EPA 8081B	10178811	Pesticides-Herbicides-PCB's	12/9/2022
1000	Aluminum	EPA 6010D	10155950	Metals	12/9/2022
1000	Aluminum	EPA 6020B	10156420	Metals	12/9/2022
1515	Ammonia as N	EPA 350.1	10063602	General Chemistry	5/25/2011
5545	Aniline	EPA 8270E	10242543	Extractable Organics	12/9/2022
5555	Anthracene	EPA 8270E	10242543	Extractable Organics	12/9/2022
1005	Antimony	EPA 6010D	10155950	Metals	12/9/2022
1005	Antimony	EPA 6020B	10156420	Metals	12/9/2022
5560	Aramite	EPA 8270E	10242543	Extractable Organics	12/9/2022
8880	Aroclor-1016 (PCB-1016)	EPA 8082A	10179358	Pesticides-Herbicides-PCB's	12/9/2022

Attachment to Certificate #: E87582-53, expiration date June 30, 2026. This listing of accredited analytes should be used only when associated with a valid certificate.

State Laboratory ID: **E87582** EPA Lab Code: **GA00906** **(770) 457-8177**

E87582
Eurofins Atlanta
3080 Presidential Drive
Atlanta, GA 30340

Matrix: **Solid and Chemical Materials**

Analyte#	Analyte	Method/Tech	Method Code	Category	Effective Date
8885	Aroclor-1221 (PCB-1221)	EPA 8082A	10179358	Pesticides-Herbicides-PCB's	12/9/2022
8890	Aroclor-1232 (PCB-1232)	EPA 8082A	10179358	Pesticides-Herbicides-PCB's	12/9/2022
8895	Aroclor-1242 (PCB-1242)	EPA 8082A	10179358	Pesticides-Herbicides-PCB's	12/9/2022
8900	Aroclor-1248 (PCB-1248)	EPA 8082A	10179358	Pesticides-Herbicides-PCB's	12/9/2022
8905	Aroclor-1254 (PCB-1254)	EPA 8082A	10179358	Pesticides-Herbicides-PCB's	12/9/2022
8910	Aroclor-1260 (PCB-1260)	EPA 8082A	10179358	Pesticides-Herbicides-PCB's	12/9/2022
8912	Aroclor-1262 (PCB-1262)	EPA 8082A	10179358	Pesticides-Herbicides-PCB's	12/9/2022
8913	Aroclor-1268 (PCB-1268)	EPA 8082A	10179358	Pesticides-Herbicides-PCB's	12/9/2022
1010	Arsenic	EPA 6010D	10155950	Metals	12/9/2022
1010	Arsenic	EPA 6020B	10156420	Metals	12/9/2022
7065	Atrazine	EPA 8270E	10242543	Extractable Organics	12/9/2022
1015	Barium	EPA 6010D	10155950	Metals	12/9/2022
1015	Barium	EPA 6020B	10156420	Metals	12/9/2022
5570	Benzaldehyde	EPA 8270E	10242543	Extractable Organics	12/9/2022
4375	Benzene	EPA 8260D	10307127	Volatile Organics	12/9/2022
5595	Benzidine	EPA 8270E	10242543	Extractable Organics	12/9/2022
5575	Benzo(a)anthracene	EPA 8270E	10242543	Extractable Organics	12/9/2022
5580	Benzo(a)pyrene	EPA 8270E	10242543	Extractable Organics	12/9/2022
5585	Benzo(b)fluoranthene	EPA 8270E	10242543	Extractable Organics	12/9/2022
5590	Benzo(g,h,i)perylene	EPA 8270E	10242543	Extractable Organics	12/9/2022
5600	Benzo(k)fluoranthene	EPA 8270E	10242543	Extractable Organics	12/9/2022
5610	Benzoic acid	EPA 8270E	10242543	Extractable Organics	12/9/2022
5630	Benzyl alcohol	EPA 8270E	10242543	Extractable Organics	12/9/2022
1020	Beryllium	EPA 6010D	10155950	Metals	12/9/2022
1020	Beryllium	EPA 6020B	10156420	Metals	12/9/2022
7115	beta-BHC (beta-Hexachlorocyclohexane)	EPA 8081B	10178811	Pesticides-Herbicides-PCB's	12/9/2022
6703	Biphenyl (1,1-Biphenyl, BZ 0)	EPA 8270E	10242543	Extractable Organics	12/9/2022
5760	bis(2-Chloroethoxy)methane	EPA 8270E	10242543	Extractable Organics	12/9/2022
5765	bis(2-Chloroethyl) ether	EPA 8270E	10242543	Extractable Organics	12/9/2022
1540	Bromide	EPA 9056A	10199607	General Chemistry	12/9/2022
4385	Bromobenzene	EPA 8260D	10307127	Volatile Organics	12/9/2022
4390	Bromochloromethane	EPA 8260D	10307127	Volatile Organics	12/9/2022
4395	Bromodichloromethane	EPA 8260D	10307127	Volatile Organics	12/9/2022
4400	Bromoform	EPA 8260D	10307127	Volatile Organics	12/9/2022
5670	Butyl benzyl phthalate	EPA 8270E	10242543	Extractable Organics	12/9/2022
1030	Cadmium	EPA 6010D	10155950	Metals	12/9/2022

Attachment to Certificate #: E87582-53, expiration date June 30, 2026. This listing of accredited analytes should be used only when associated with a valid certificate.

State Laboratory ID: **E87582** EPA Lab Code: **GA00906** **(770) 457-8177**

E87582
Eurofins Atlanta
3080 Presidential Drive
Atlanta, GA 30340

Matrix: **Solid and Chemical Materials**

Analyte#	Analyte	Method/Tech	Method Code	Category	Effective Date
1030	Cadmium	EPA 6020B	10156420	Metals	12/9/2022
1035	Calcium	EPA 6010D	10155950	Metals	12/9/2022
1035	Calcium	EPA 6020B	10156420	Metals	12/9/2022
7180	Caprolactam	EPA 8270E	10242543	Extractable Organics	12/9/2022
5680	Carbazole	EPA 8270E	10242543	Extractable Organics	12/9/2022
4450	Carbon disulfide	EPA 8260D	10307127	Volatile Organics	12/9/2022
4455	Carbon tetrachloride	EPA 8260D	10307127	Volatile Organics	12/9/2022
7250	Chlordane (tech.)	EPA 8081B	10178811	Pesticides-Herbicides-PCB's	12/9/2022
1575	Chloride	EPA 9056A	10199607	General Chemistry	12/9/2022
4475	Chlorobenzene	EPA 8260D	10307127	Volatile Organics	12/9/2022
7260	Chlorobenzilate	EPA 8270E	10242543	Extractable Organics	12/9/2022
4485	Chloroethane	EPA 8260D	10307127	Volatile Organics	12/9/2022
4505	Chloroform	EPA 8260D	10307127	Volatile Organics	12/9/2022
4525	Chloroprene	EPA 8260D	10307127	Volatile Organics	12/9/2022
1040	Chromium	EPA 6010D	10155950	Metals	12/9/2022
1040	Chromium	EPA 6020B	10156420	Metals	12/9/2022
1045	Chromium VI	EPA 7196A	10162400	Metals	12/9/2022
5855	Chrysene	EPA 8270E	10242543	Extractable Organics	12/9/2022
4645	cis-1,2-Dichloroethylene	EPA 8260D	10307127	Volatile Organics	12/9/2022
4680	cis-1,3-Dichloropropene	EPA 8260D	10307127	Volatile Organics	12/9/2022
1050	Cobalt	EPA 6010D	10155950	Metals	12/9/2022
1050	Cobalt	EPA 6020B	10156420	Metals	12/9/2022
1610	Conductivity	EPA 9050A	10198808	General Chemistry	12/9/2022
1055	Copper	EPA 6010D	10155950	Metals	12/9/2022
1055	Copper	EPA 6020B	10156420	Metals	12/9/2022
4555	Cyclohexane	EPA 8260D	10307127	Volatile Organics	12/9/2022
8555	Dalapon	EPA 8151A	10183207	Pesticides-Herbicides-PCB's	12/9/2022
7105	delta-BHC	EPA 8081B	10178811	Pesticides-Herbicides-PCB's	12/9/2022
6065	Di(2-ethylhexyl) phthalate (DEHP)	EPA 8270E	10242543	Extractable Organics	12/9/2022
7405	Diallate	EPA 8270E	10242543	Extractable Organics	12/9/2022
5895	Dibenz(a,h)anthracene	EPA 8270E	10242543	Extractable Organics	12/9/2022
5905	Dibenzofuran	EPA 8270E	10242543	Extractable Organics	12/9/2022
4575	Dibromochloromethane	EPA 8260D	10307127	Volatile Organics	12/9/2022
4595	Dibromomethane	EPA 8260D	10307127	Volatile Organics	12/9/2022
8595	Dicamba	EPA 8151A	10183207	Pesticides-Herbicides-PCB's	12/9/2022
4625	Dichlorodifluoromethane	EPA 8260D	10307127	Volatile Organics	12/9/2022

Attachment to Certificate #: E87582-53, expiration date June 30, 2026. This listing of accredited analytes should be used only when associated with a valid certificate.

State Laboratory ID: **E87582** EPA Lab Code: **GA00906** **(770) 457-8177**

E87582
Eurofins Atlanta
3080 Presidential Drive
Atlanta, GA 30340

Matrix: **Solid and Chemical Materials**

Analyte#	Analyte	Method/Tech	Method Code	Category	Effective Date
8605	Dichloroprop (Dichlorprop)	EPA 8151A	10183207	Pesticides-Herbicides-PCB's	12/9/2022
7470	Dieldrin	EPA 8081B	10178811	Pesticides-Herbicides-PCB's	12/9/2022
9369	Diesel range organics (DRO)	EPA 8015C	10173816	Volatile Organics	12/9/2022
4725	Diethyl ether	EPA 8015C	10173816	Volatile Organics	12/9/2022
6070	Diethyl phthalate	EPA 8270E	10242543	Extractable Organics	12/9/2022
7475	Dimethoate	EPA 8270E	10242543	Extractable Organics	12/9/2022
6135	Dimethyl phthalate	EPA 8270E	10242543	Extractable Organics	12/9/2022
5925	Di-n-butyl phthalate	EPA 8270E	10242543	Extractable Organics	12/9/2022
6200	Di-n-octyl phthalate	EPA 8270E	10242543	Extractable Organics	12/9/2022
8620	Dinoseb (2-sec-butyl-4,6-dinitrophenol, DNBP)	EPA 8151A	10183207	Pesticides-Herbicides-PCB's	12/9/2022
6205	Diphenylamine	EPA 8270E	10242543	Extractable Organics	12/9/2022
8625	Disulfoton	EPA 8270E	10242543	Extractable Organics	12/9/2022
7510	Endosulfan I	EPA 8081B	10178811	Pesticides-Herbicides-PCB's	12/9/2022
7515	Endosulfan II	EPA 8081B	10178811	Pesticides-Herbicides-PCB's	12/9/2022
7520	Endosulfan sulfate	EPA 8081B	10178811	Pesticides-Herbicides-PCB's	12/9/2022
7540	Endrin	EPA 8081B	10178811	Pesticides-Herbicides-PCB's	12/9/2022
7530	Endrin aldehyde	EPA 8081B	10178811	Pesticides-Herbicides-PCB's	12/9/2022
7535	Endrin ketone	EPA 8081B	10178811	Pesticides-Herbicides-PCB's	12/9/2022
4750	Ethanol	EPA 8015C	10173816	Volatile Organics	12/9/2022
4755	Ethyl acetate	EPA 8015C	10173816	Volatile Organics	10/6/2024
4810	Ethyl methacrylate	EPA 8260D	10307127	Volatile Organics	12/9/2022
6260	Ethyl methanesulfonate	EPA 8270E	10242543	Extractable Organics	12/9/2022
4765	Ethylbenzene	EPA 8260D	10307127	Volatile Organics	12/9/2022
4785	Ethylene glycol	EPA 8015C	10173816	Volatile Organics	12/9/2022
7580	Famphur	EPA 8270E	10242543	Extractable Organics	12/9/2022
6265	Fluoranthene	EPA 8270E	10242543	Extractable Organics	12/9/2022
6270	Fluorene	EPA 8270E	10242543	Extractable Organics	12/9/2022
1730	Fluoride	EPA 9056A	10199607	General Chemistry	12/9/2022
4815	Formaldehyde	EPA 8315A	10188008	Extractable Organics	12/9/2022
7120	gamma-BHC (Lindane, gamma-Hexachlorocyclohexane)	EPA 8081B	10178811	Pesticides-Herbicides-PCB's	12/9/2022
7245	gamma-Chlordane	EPA 8081B	10178811	Pesticides-Herbicides-PCB's	12/9/2022
9408	Gasoline range organics (GRO)	EPA 8015C	10173816	Volatile Organics	12/9/2022
7685	Heptachlor	EPA 8081B	10178811	Pesticides-Herbicides-PCB's	12/9/2022
7690	Heptachlor epoxide	EPA 8081B	10178811	Pesticides-Herbicides-PCB's	12/9/2022
6275	Hexachlorobenzene	EPA 8270E	10242543	Extractable Organics	12/9/2022

Attachment to Certificate #: E87582-53, expiration date June 30, 2026. This listing of accredited analytes should be used only when associated with a valid certificate.

State Laboratory ID: **E87582** EPA Lab Code: **GA00906** **(770) 457-8177**

E87582
Eurofins Atlanta
3080 Presidential Drive
Atlanta, GA 30340

Matrix: **Solid and Chemical Materials**

Analyte#	Analyte	Method/Tech	Method Code	Category	Effective Date
4835	Hexachlorobutadiene	EPA 8260D	10307127	Volatile Organics	12/9/2022
4835	Hexachlorobutadiene	EPA 8270E	10242543	Extractable Organics	12/9/2022
6285	Hexachlorocyclopentadiene	EPA 8270E	10242543	Extractable Organics	12/9/2022
4840	Hexachloroethane	EPA 8270E	10242543	Extractable Organics	12/9/2022
6290	Hexachlorophene	EPA 8270E	10242543	Extractable Organics	12/9/2022
6295	Hexachloropropene	EPA 8270E	10242543	Extractable Organics	12/9/2022
1780	Ignitability	EPA 1010B	10234830	General Chemistry	12/9/2022
1780	Ignitability	EPA 1030	10117201	General Chemistry	5/19/2015
6315	Indeno(1,2,3-cd)pyrene	EPA 8270E	10242543	Extractable Organics	12/9/2022
4870	Iodomethane (Methyl iodide)	EPA 8260D	10307127	Volatile Organics	12/9/2022
1070	Iron	EPA 6010D	10155950	Metals	12/9/2022
1070	Iron	EPA 6020B	10156420	Metals	12/9/2022
4875	Isobutyl alcohol (2-Methyl-1-propanol)	EPA 8015C	10173816	Volatile Organics	12/9/2022
4875	Isobutyl alcohol (2-Methyl-1-propanol)	EPA 8260D	10307127	Volatile Organics	12/9/2022
7725	Isodrin	EPA 8270E	10242543	Extractable Organics	12/9/2022
6320	Isophorone	EPA 8270E	10242543	Extractable Organics	12/9/2022
4895	Isopropyl alcohol (2-Propanol)	EPA 8015C	10173816	Volatile Organics	12/9/2022
4900	Isopropylbenzene	EPA 8260D	10307127	Volatile Organics	12/9/2022
6325	Isosafrole	EPA 8270E	10242543	Extractable Organics	12/9/2022
7740	Kepone	EPA 8270E	10242543	Extractable Organics	12/9/2022
1795	Kjeldahl nitrogen - total	EPA 351.2	10065404	General Chemistry	5/25/2011
1075	Lead	EPA 6010D	10155950	Metals	12/9/2022
1075	Lead	EPA 6020B	10156420	Metals	12/9/2022
1080	Lithium	EPA 6010D	10155950	Metals	10/6/2024
5240	m+p-Xylenes	EPA 8260D	10307127	Volatile Organics	12/9/2022
1085	Magnesium	EPA 6010D	10155950	Metals	12/9/2022
1085	Magnesium	EPA 6020B	10156420	Metals	12/9/2022
1090	Manganese	EPA 6010D	10155950	Metals	12/9/2022
1090	Manganese	EPA 6020B	10156420	Metals	12/9/2022
7775	MCPA	EPA 8151A	10183207	Pesticides-Herbicides-PCB's	12/9/2022
7780	MCPP	EPA 8151A	10183207	Pesticides-Herbicides-PCB's	12/9/2022
1095	Mercury	EPA 7471B	10166457	Metals	12/9/2022
1095	Mercury	EPA 7473	10166800	Metals	9/27/2017
4925	Methacrylonitrile	EPA 8260D	10307127	Volatile Organics	12/9/2022
4930	Methanol	EPA 8015C	10173816	Volatile Organics	12/9/2022
6345	Methapyrilene	EPA 8270E	10242543	Extractable Organics	12/9/2022

Attachment to Certificate #: E87582-53, expiration date June 30, 2026. This listing of accredited analytes should be used only when associated with a valid certificate.

State Laboratory ID: **E87582** EPA Lab Code: **GA00906** **(770) 457-8177**

E87582
Eurofins Atlanta
3080 Presidential Drive
Atlanta, GA 30340

Matrix: **Solid and Chemical Materials**

Analyte#	Analyte	Method/Tech	Method Code	Category	Effective Date
7810	Methoxychlor	EPA 8081B	10178811	Pesticides-Herbicides-PCB's	12/9/2022
4940	Methyl acetate	EPA 8260D	10307127	Volatile Organics	12/9/2022
4950	Methyl bromide (Bromomethane)	EPA 8260D	10307127	Volatile Organics	12/9/2022
4960	Methyl chloride (Chloromethane)	EPA 8260D	10307127	Volatile Organics	12/9/2022
4990	Methyl methacrylate	EPA 8260D	10307127	Volatile Organics	12/9/2022
6375	Methyl methanesulfonate	EPA 8270E	10242543	Extractable Organics	12/9/2022
7825	Methyl parathion (Parathion, methyl)	EPA 8270E	10242543	Extractable Organics	12/9/2022
5000	Methyl tert-butyl ether (MTBE)	EPA 8260D	10307127	Volatile Organics	12/9/2022
4965	Methylcyclohexane	EPA 8260D	10307127	Volatile Organics	12/9/2022
4975	Methylene chloride	EPA 8260D	10307127	Volatile Organics	12/9/2022
1100	Molybdenum	EPA 6010D	10155950	Metals	12/9/2022
1100	Molybdenum	EPA 6020B	10156420	Metals	12/9/2022
5005	Naphthalene	EPA 8260D	10307127	Volatile Organics	12/9/2022
5005	Naphthalene	EPA 8270E	10242543	Extractable Organics	12/9/2022
4425	n-Butyl alcohol	EPA 8015C	10173816	Volatile Organics	12/9/2022
4435	n-Butylbenzene	EPA 8260D	10307127	Volatile Organics	12/9/2022
1105	Nickel	EPA 6010D	10155950	Metals	12/9/2022
1105	Nickel	EPA 6020B	10156420	Metals	12/9/2022
1805	Nitrate	EPA 9056A	10199607	General Chemistry	12/9/2022
1835	Nitrite	EPA 9056A	10199607	General Chemistry	12/9/2022
5015	Nitrobenzene	EPA 8270E	10242543	Extractable Organics	12/9/2022
6525	n-Nitrosodiethylamine	EPA 8270E	10242543	Extractable Organics	12/9/2022
6530	n-Nitrosodimethylamine	EPA 8270E	10242543	Extractable Organics	12/9/2022
5025	n-Nitroso-di-n-butylamine	EPA 8270E	10242543	Extractable Organics	12/9/2022
6545	n-Nitrosodi-n-propylamine	EPA 8270E	10242543	Extractable Organics	12/9/2022
6535	n-Nitrosodiphenylamine	EPA 8270E	10242543	Extractable Organics	12/9/2022
6550	n-Nitrosomethylethylamine	EPA 8270E	10242543	Extractable Organics	12/9/2022
6555	n-Nitrosomorpholine	EPA 8270E	10242543	Extractable Organics	12/9/2022
6560	n-Nitrosopiperidine	EPA 8270E	10242543	Extractable Organics	12/9/2022
6565	n-Nitrosopyrrolidine	EPA 8270E	10242543	Extractable Organics	12/9/2022
5055	n-Propanol (1-Propanol)	EPA 8015C	10173816	Volatile Organics	12/9/2022
5090	n-Propylbenzene	EPA 8260D	10307127	Volatile Organics	12/9/2022
8290	o,o,o-Triethyl phosphorothioate	EPA 8270E	10242543	Extractable Organics	12/9/2022
1860	Oil & Grease	EPA 9071B	10201806	General Chemistry	12/9/2022
1870	Orthophosphate as P	EPA 9056A	10199607	General Chemistry	12/9/2022
5145	o-Toluidine	EPA 8270E	10242543	Extractable Organics	12/9/2022

Attachment to Certificate #: E87582-53, expiration date June 30, 2026. This listing of accredited analytes should be used only when associated with a valid certificate.

State Laboratory ID: **E87582** EPA Lab Code: **GA00906** **(770) 457-8177**

E87582
Eurofins Atlanta
3080 Presidential Drive
Atlanta, GA 30340

Matrix: **Solid and Chemical Materials**

Analyte#	Analyte	Method/Tech	Method Code	Category	Effective Date
5250	o-Xylene	EPA 8260D	10307127	Volatile Organics	12/9/2022
1434	Paint Filter Liquids	EPA 9095B	10245600	General Chemistry	12/9/2022
7955	Parathion, ethyl	EPA 8270E	10242543	Extractable Organics	12/9/2022
6590	Pentachlorobenzene	EPA 8270E	10242543	Extractable Organics	12/9/2022
5035	Pentachloroethane	EPA 8260D	10307127	Volatile Organics	12/9/2022
6600	Pentachloronitrobenzene (Quintozene)	EPA 8270E	10242543	Extractable Organics	12/9/2022
6605	Pentachlorophenol	EPA 8270E	10242543	Extractable Organics	12/9/2022
1900	pH	EPA 9040C	10244403	General Chemistry	12/9/2022
1900	pH	EPA 9045D	10198455	General Chemistry	12/9/2022
6610	Phenacetin	EPA 8270E	10242543	Extractable Organics	12/9/2022
6615	Phenanthrene	EPA 8270E	10242543	Extractable Organics	12/9/2022
6625	Phenol	EPA 8270E	10242543	Extractable Organics	12/9/2022
7985	Phorate	EPA 8270E	10242543	Extractable Organics	12/9/2022
1910	Phosphorus, total	EPA 365.1	10070005	General Chemistry	5/25/2011
1910	Phosphorus, total	EPA 6010D	10155950	Metals	12/9/2022
4910	p-Isopropyltoluene	EPA 8260D	10307127	Volatile Organics	12/9/2022
1125	Potassium	EPA 6010D	10155950	Metals	12/9/2022
1125	Potassium	EPA 6020B	10156420	Metals	12/9/2022
6650	Pronamide (Kerb)	EPA 8270E	10242543	Extractable Organics	12/9/2022
5080	Propionitrile (Ethyl cyanide)	EPA 8260D	10307127	Volatile Organics	12/9/2022
6665	Pyrene	EPA 8270E	10242543	Extractable Organics	12/9/2022
5095	Pyridine	EPA 8270E	10242543	Extractable Organics	12/9/2022
1923	Reactive Cyanide	s.7.3 SW-846	10245702	General Chemistry	11/26/2001
1925	Reactive sulfide	s.7.3 SW-846	10245702	General Chemistry	11/26/2001
6685	Safrole	EPA 8270E	10242543	Extractable Organics	12/9/2022
4440	sec-Butylbenzene	EPA 8260D	10307127	Volatile Organics	12/9/2022
1140	Selenium	EPA 6010D	10155950	Metals	12/9/2022
1140	Selenium	EPA 6020B	10156420	Metals	12/9/2022
1150	Silver	EPA 6010D	10155950	Metals	12/9/2022
1150	Silver	EPA 6020B	10156420	Metals	12/9/2022
8650	Silvex (2,4,5-TP)	EPA 8151A	10183207	Pesticides-Herbicides-PCB's	12/9/2022
1155	Sodium	EPA 6010D	10155950	Metals	12/9/2022
1155	Sodium	EPA 6020B	10156420	Metals	12/9/2022
5100	Styrene	EPA 8260D	10307127	Volatile Organics	12/9/2022
2000	Sulfate	EPA 9056A	10199607	General Chemistry	12/9/2022
2005	Sulfide	EPA 9034	10196006	General Chemistry	2/14/2025

Laboratory Scope of Accreditation

Attachment to Certificate #: E87582-53, expiration date June 30, 2026. This listing of accredited analytes should be used only when associated with a valid certificate.

State Laboratory ID: **E87582** EPA Lab Code: **GA00906** **(770) 457-8177**

E87582
Eurofins Atlanta
3080 Presidential Drive
Atlanta, GA 30340

Matrix: **Solid and Chemical Materials**

Analyte#	Analyte	Method/Tech	Method Code	Category	Effective Date
8155	Sulfotepp	EPA 8270E	10242543	Extractable Organics	12/9/2022
1460	Synthetic Precipitation Leaching Procedure (SPLP)	EPA 1312	10119003	General Chemistry	11/26/2001
4420	tert-Butyl alcohol (2-Methyl-2-propanol)	EPA 8015C	10173816	Volatile Organics	12/9/2022
4445	tert-Butylbenzene	EPA 8260D	10307127	Volatile Organics	12/9/2022
5115	Tetrachloroethylene (Perchloroethylene)	EPA 8260D	10307127	Volatile Organics	12/9/2022
1165	Thallium	EPA 6010D	10155950	Metals	12/9/2022
1165	Thallium	EPA 6020B	10156420	Metals	12/9/2022
8235	Thionazin (Zinophos)	EPA 8270E	10242543	Extractable Organics	12/9/2022
1175	Tin	EPA 6010D	10155950	Metals	12/9/2022
1175	Tin	EPA 6020B	10156420	Metals	12/9/2022
1180	Titanium	EPA 6010D	10155950	Metals	12/9/2022
1180	Titanium	EPA 6020B	10156420	Metals	12/9/2022
5140	Toluene	EPA 8260D	10307127	Volatile Organics	12/9/2022
1645	Total cyanide	EPA 9014	10193803	General Chemistry	12/9/2022
1825	Total nitrate-nitrite	EPA 9056A	10199607	General Chemistry	12/9/2022
2040	Total organic carbon	EPA 9060A	10244823	General Chemistry	12/9/2022
2050	Total Petroleum Hydrocarbons (TPH)	FL-PRO	90015808	Extractable Organics	11/26/2001
1905	Total phenolics	EPA 9065	10200405	General Chemistry	11/26/2001
8250	Toxaphene (Chlorinated camphene)	EPA 8081B	10178811	Pesticides-Herbicides-PCB's	12/9/2022
1466	Toxicity Characteristic Leaching Procedure (TCLP)	EPA 1311	10118806	General Chemistry	11/26/2001
4700	trans-1,2-Dichloroethylene	EPA 8260D	10307127	Volatile Organics	12/9/2022
4685	trans-1,3-Dichloropropene	EPA 8260D	10307127	Volatile Organics	12/9/2022
4605	trans-1,4-Dichloro-2-butene	EPA 8260D	10307127	Volatile Organics	12/9/2022
5170	Trichloroethene (Trichloroethylene)	EPA 8260D	10307127	Volatile Organics	12/9/2022
5175	Trichlorofluoromethane	EPA 8260D	10307127	Volatile Organics	12/9/2022
1185	Vanadium	EPA 6010D	10155950	Metals	12/9/2022
1185	Vanadium	EPA 6020B	10156420	Metals	12/9/2022
5225	Vinyl acetate	EPA 8260D	10307127	Volatile Organics	12/9/2022
5235	Vinyl chloride	EPA 8260D	10307127	Volatile Organics	12/9/2022
5260	Xylene (total)	EPA 8260D	10307127	Volatile Organics	12/9/2022
1190	Zinc	EPA 6010D	10155950	Metals	12/9/2022
1190	Zinc	EPA 6020B	10156420	Metals	12/9/2022

Laboratory Scope of Accreditation

Attachment to Certificate #: E87582-53, expiration date June 30, 2026. This listing of accredited analytes should be used only when associated with a valid certificate.

State Laboratory ID: **E87582** EPA Lab Code: **GA00906** **(770) 457-8177**

E87582
Eurofins Atlanta
3080 Presidential Drive
Atlanta, GA 30340

Matrix: **Air and Emissions**

Analyte#	Analyte	Method/Tech	Method Code	Category	Effective Date
5160	1,1,1-Trichloroethane	EPA TO-14A	10312002	Volatile Organics	5/19/2015
5160	1,1,1-Trichloroethane	EPA TO-15	10248803	Volatile Organics	5/19/2015
5110	1,1,2,2-Tetrachloroethane	EPA TO-14A	10312002	Volatile Organics	5/19/2015
5110	1,1,2,2-Tetrachloroethane	EPA TO-15	10248803	Volatile Organics	5/19/2015
5185	1,1,2-Trichloro-1,2,2-trifluoroethane (Freon 113)	EPA TO-14A	10312002	Volatile Organics	5/19/2015
5165	1,1,2-Trichloroethane	EPA TO-14A	10312002	Volatile Organics	5/19/2015
5165	1,1,2-Trichloroethane	EPA TO-15	10248803	Volatile Organics	5/19/2015
4630	1,1-Dichloroethane	EPA TO-14A	10312002	Volatile Organics	5/19/2015
4630	1,1-Dichloroethane	EPA TO-15	10248803	Volatile Organics	5/19/2015
4640	1,1-Dichloroethylene	EPA TO-14A	10312002	Volatile Organics	5/19/2015
4640	1,1-Dichloroethylene	EPA TO-15	10248803	Volatile Organics	5/19/2015
5155	1,2,4-Trichlorobenzene	EPA TO-14A	10312002	Volatile Organics	5/19/2015
5155	1,2,4-Trichlorobenzene	EPA TO-15	10248803	Volatile Organics	5/19/2015
5210	1,2,4-Trimethylbenzene	EPA TO-14A	10312002	Volatile Organics	5/19/2015
4585	1,2-Dibromoethane (EDB, Ethylene dibromide)	EPA TO-14A	10312002	Volatile Organics	5/19/2015
4585	1,2-Dibromoethane (EDB, Ethylene dibromide)	EPA TO-15	10248803	Volatile Organics	5/19/2015
4695	1,2-Dichloro-1,1,2,2-tetrafluoroethane	EPA TO-14A	10312002	Volatile Organics	5/19/2015
4610	1,2-Dichlorobenzene	EPA TO-14A	10312002	Volatile Organics	5/19/2015
4610	1,2-Dichlorobenzene	EPA TO-15	10248803	Volatile Organics	5/19/2015
4635	1,2-Dichloroethane	EPA TO-14A	10312002	Volatile Organics	5/19/2015
4635	1,2-Dichloroethane	EPA TO-15	10248803	Volatile Organics	5/19/2015
4655	1,2-Dichloropropane	EPA TO-14A	10312002	Volatile Organics	5/19/2015
4655	1,2-Dichloropropane	EPA TO-15	10248803	Volatile Organics	5/19/2015
5215	1,3,5-Trimethylbenzene	EPA TO-14A	10312002	Volatile Organics	5/19/2015
9318	1,3-Butadiene	EPA TO-15	10248803	Volatile Organics	5/19/2015
4615	1,3-Dichlorobenzene	EPA TO-14A	10312002	Volatile Organics	5/19/2015
4615	1,3-Dichlorobenzene	EPA TO-15	10248803	Volatile Organics	5/19/2015
4620	1,4-Dichlorobenzene	EPA TO-14A	10312002	Volatile Organics	5/19/2015
4620	1,4-Dichlorobenzene	EPA TO-15	10248803	Volatile Organics	5/19/2015
4735	1,4-Dioxane (1,4-Diethyleneoxide)	EPA TO-15	10248803	Volatile Organics	5/19/2015
5220	2,2,4-Trimethylpentane	EPA TO-15	10248803	Volatile Organics	5/19/2015
4410	2-Butanone (Methyl ethyl ketone, MEK)	EPA TO-15	10248803	Volatile Organics	5/19/2015
4535	2-Chlorotoluene	AES SOP OA-11051 / GC-MS	60001630	Volatile Organics	11/6/2018
4535	2-Chlorotoluene	EPA TO-15	10248803	Volatile Organics	11/6/2018

Attachment to Certificate #: E87582-53, expiration date June 30, 2026. This listing of accredited analytes should be used only when associated with a valid certificate.

State Laboratory ID: **E87582** EPA Lab Code: **GA00906** **(770) 457-8177**

E87582
Eurofins Atlanta
3080 Presidential Drive
Atlanta, GA 30340

Matrix: **Air and Emissions**

Analyte#	Analyte	Method/Tech	Method Code	Category	Effective Date
4860	2-Hexanone	AES SOP OA-11051 / GC-MS	60001630	Volatile Organics	5/19/2015
4860	2-Hexanone	EPA TO-15	10248803	Volatile Organics	5/19/2015
4542	4-Ethyltoluene	AES SOP OA-11051 / GC-MS	60001630	Volatile Organics	5/19/2015
4542	4-Ethyltoluene	EPA TO-14A	10312002	Volatile Organics	5/19/2015
4542	4-Ethyltoluene	EPA TO-15	10248803	Volatile Organics	5/19/2015
4995	4-Methyl-2-pentanone (MIBK)	EPA TO-15	10248803	Volatile Organics	5/19/2015
4315	Acetone	AES SOP OA-11051 / GC-MS	60001630	Volatile Organics	5/19/2015
4315	Acetone	EPA TO-15	10248803	Volatile Organics	5/19/2015
4325	Acrolein (Propenal)	EPA TO-15	10248803	Volatile Organics	11/6/2018
4355	Allyl chloride (3-Chloropropene)	EPA TO-15	10248803	Volatile Organics	5/19/2015
4375	Benzene	EPA TO-14A	10312002	Volatile Organics	5/19/2015
4375	Benzene	EPA TO-15	10248803	Volatile Organics	5/19/2015
5635	Benzyl chloride	EPA TO-14A	10312002	Volatile Organics	5/19/2015
5635	Benzyl chloride	EPA TO-15	10248803	Volatile Organics	5/19/2015
4395	Bromodichloromethane	AES SOP OA-11051 / GC-MS	60001630	Volatile Organics	5/19/2015
4395	Bromodichloromethane	EPA TO-15	10248803	Volatile Organics	5/19/2015
4400	Bromoform	EPA TO-15	10248803	Volatile Organics	5/19/2015
4450	Carbon disulfide	EPA TO-15	10248803	Volatile Organics	5/19/2015
4455	Carbon tetrachloride	EPA TO-14A	10312002	Volatile Organics	5/19/2015
4455	Carbon tetrachloride	EPA TO-15	10248803	Volatile Organics	5/19/2015
4475	Chlorobenzene	EPA TO-14A	10312002	Volatile Organics	5/19/2015
4475	Chlorobenzene	EPA TO-15	10248803	Volatile Organics	5/19/2015
4485	Chloroethane	EPA TO-14A	10312002	Volatile Organics	5/19/2015
4485	Chloroethane	EPA TO-15	10248803	Volatile Organics	5/19/2015
4505	Chloroform	EPA TO-14A	10312002	Volatile Organics	5/19/2015
4505	Chloroform	EPA TO-15	10248803	Volatile Organics	5/19/2015
4645	cis-1,2-Dichloroethylene	EPA TO-14A	10312002	Volatile Organics	5/19/2015
4645	cis-1,2-Dichloroethylene	EPA TO-15	10248803	Volatile Organics	5/19/2015
4680	cis-1,3-Dichloropropene	EPA TO-14A	10312002	Volatile Organics	5/19/2015
4680	cis-1,3-Dichloropropene	EPA TO-15	10248803	Volatile Organics	5/19/2015
4555	Cyclohexane	AES SOP OA-11051 / GC-MS	60001630	Volatile Organics	5/19/2015
4575	Dibromochloromethane	AES SOP OA-11051 / GC-MS	60001630	Volatile Organics	5/19/2015
4575	Dibromochloromethane	EPA TO-14A	10312002	Volatile Organics	5/19/2015
4575	Dibromochloromethane	EPA TO-15	10248803	Volatile Organics	5/19/2015

Attachment to Certificate #: E87582-53, expiration date June 30, 2026. This listing of accredited analytes should be used only when associated with a valid certificate.

State Laboratory ID: **E87582** EPA Lab Code: **GA00906** **(770) 457-8177**

E87582
Eurofins Atlanta
3080 Presidential Drive
Atlanta, GA 30340

Matrix: **Air and Emissions**

Analyte#	Analyte	Method/Tech	Method Code	Category	Effective Date
4625	Dichlorodifluoromethane	EPA TO-14A	10312002	Volatile Organics	5/19/2015
4625	Dichlorodifluoromethane	EPA TO-15	10248803	Volatile Organics	5/19/2015
4750	Ethanol	AES SOP OA-11051 / GC-MS	60001630	Volatile Organics	11/6/2018
4755	Ethyl acetate	AES SOP OA-11051 / GC-MS	60001630	Volatile Organics	5/19/2015
4765	Ethylbenzene	EPA TO-14A	10312002	Volatile Organics	5/19/2015
4765	Ethylbenzene	EPA TO-15	10248803	Volatile Organics	5/19/2015
4835	Hexachlorobutadiene	EPA TO-14A	10312002	Volatile Organics	5/19/2015
4835	Hexachlorobutadiene	EPA TO-15	10248803	Volatile Organics	5/19/2015
4895	Isopropyl alcohol (2-Propanol)	AES SOP OA-11051 / GC-MS	60001630	Volatile Organics	5/19/2015
4900	Isopropylbenzene	EPA TO-15	10248803	Volatile Organics	11/6/2018
5240	m+p-Xylenes	EPA TO-14A	10312002	Volatile Organics	5/19/2015
5240	m+p-Xylenes	EPA TO-15	10248803	Volatile Organics	5/19/2015
4950	Methyl bromide (Bromomethane)	EPA TO-14A	10312002	Volatile Organics	5/19/2015
4950	Methyl bromide (Bromomethane)	EPA TO-15	10248803	Volatile Organics	5/19/2015
4960	Methyl chloride (Chloromethane)	EPA TO-14A	10312002	Volatile Organics	5/19/2015
4960	Methyl chloride (Chloromethane)	EPA TO-15	10248803	Volatile Organics	5/19/2015
5000	Methyl tert-butyl ether (MTBE)	EPA TO-15	10248803	Volatile Organics	5/19/2015
4975	Methylene chloride	EPA TO-14A	10312002	Volatile Organics	5/19/2015
4975	Methylene chloride	EPA TO-15	10248803	Volatile Organics	5/19/2015
5005	Naphthalene	AES SOP OA-11051 / GC-MS	60001630	Volatile Organics	11/6/2018
5007	n-Butane	AES SOP OA-11051 / GC-MS	60001630	Volatile Organics	11/6/2018
4825	n-Heptane	EPA TO-15	10248803	Volatile Organics	5/19/2015
4855	n-Hexane	EPA TO-15	10248803	Volatile Organics	5/19/2015
5026	Nonane	AES SOP OA-11051 / GC-MS	60001630	Volatile Organics	11/6/2018
5028	n-Pentane	AES SOP OA-11051 / GC-MS	60001630	Volatile Organics	11/6/2018
5090	n-Propylbenzene	AES SOP OA-11051 / GC-MS	60001630	Volatile Organics	11/6/2018
5250	o-Xylene	EPA TO-14A	10312002	Volatile Organics	5/19/2015
5250	o-Xylene	EPA TO-15	10248803	Volatile Organics	5/19/2015
4836	Propylene (Propene)	AES SOP OA-11051 / GC-MS	60001630	Volatile Organics	5/19/2015
5100	Styrene	EPA TO-14A	10312002	Volatile Organics	5/19/2015
5100	Styrene	EPA TO-15	10248803	Volatile Organics	5/19/2015
5115	Tetrachloroethylene (Perchloroethylene)	EPA TO-14A	10312002	Volatile Organics	5/19/2015

Laboratory Scope of Accreditation

Attachment to Certificate #: E87582-53, expiration date June 30, 2026. This listing of accredited analytes should be used only when associated with a valid certificate.

State Laboratory ID: **E87582** EPA Lab Code: **GA00906** **(770) 457-8177**

E87582
Eurofins Atlanta
3080 Presidential Drive
Atlanta, GA 30340

Matrix: **Air and Emissions**

Analyte#	Analyte	Method/Tech	Method Code	Category	Effective Date
5115	Tetrachloroethylene (Perchloroethylene)	EPA TO-15	10248803	Volatile Organics	5/19/2015
5120	Tetrahydrofuran (THF)	AES SOP OA-11051 / GC-MS	60001630	Volatile Organics	5/19/2015
5120	Tetrahydrofuran (THF)	EPA TO-15	10248803	Volatile Organics	5/19/2015
5140	Toluene	EPA TO-14A	10312002	Volatile Organics	5/19/2015
5140	Toluene	EPA TO-15	10248803	Volatile Organics	5/19/2015
4700	trans-1,2-Dichloroethylene	EPA TO-15	10248803	Volatile Organics	5/19/2015
4685	trans-1,3-Dichloropropene	EPA TO-14A	10312002	Volatile Organics	5/19/2015
4685	trans-1,3-Dichloropropene	EPA TO-15	10248803	Volatile Organics	5/19/2015
5170	Trichloroethene (Trichloroethylene)	EPA TO-14A	10312002	Volatile Organics	5/19/2015
5170	Trichloroethene (Trichloroethylene)	EPA TO-15	10248803	Volatile Organics	5/19/2015
5175	Trichlorofluoromethane	EPA TO-14A	10312002	Volatile Organics	5/19/2015
5225	Vinyl acetate	EPA TO-15	10248803	Volatile Organics	5/19/2015
5230	Vinyl bromide	EPA TO-15	10248803	Volatile Organics	5/19/2015
5235	Vinyl chloride	EPA TO-14A	10312002	Volatile Organics	5/19/2015
5235	Vinyl chloride	EPA TO-15	10248803	Volatile Organics	5/19/2015
5260	Xylene (total)	EPA TO-14A	10312002	Volatile Organics	5/19/2015
5260	Xylene (total)	EPA TO-15	10248803	Volatile Organics	5/19/2015

State of Florida
Department of Health, Bureau of Public Health Laboratories
This is to certify that

E87689

EUROFINS ST. LOUIS
13715 RIDER TRAIL NORTH
EARTH CITY, MO 63045

has complied with Florida Administrative Code 64E-1,
for the examination of environmental samples in the following categories

DRINKING WATER - RADIOCHEMISTRY, NON-POTABLE WATER - GENERAL CHEMISTRY, NON-POTABLE WATER - METALS, NON-POTABLE WATER - RADIOCHEMISTRY, SOLID AND CHEMICAL MATERIALS - METALS, SOLID AND CHEMICAL MATERIALS - RADIOCHEMISTRY

Continued certification is contingent upon successful on-going compliance with the NELAC Standards and FAC Rule 64E-1 regulations. Specific methods and analytes certified are cited on the Laboratory Scope of Accreditation for this laboratory and are on file at the Bureau of Public Health Laboratories, P. O. Box 210, Jacksonville, Florida 32231. Clients and customers are urged to verify with this agency the laboratory's certification status in Florida for particular methods and analytes.

Date Issued: July 01, 2025 Expiration Date: June 30, 2026

Marie-Claire Rowlinson, PhD, D(ABMM)
Bureau of Public Health Laboratories
DH Form 1697, 7/04
NON-TRANSFERABLE E87689-75-07/01/2025
Supersedes all previously issued certificates

Ron DeSantis
Governor

Laboratory Scope of Accreditation

Attachment to Certificate #: E87689-75, expiration date June 30, 2026. This listing of accredited analytes should be used only when associated with a valid certificate.

State Laboratory ID: E87689 EPA Lab Code: MO00054 (314) 298-8566

E87689
Eurofins St. Louis
13715 Rider Trail North
Earth City, MO 63045

Matrix: Drinking Water

Analyte#	Analyte	Method/Tech	Method Code	Category	Effective Date
2830	Gross Alpha	EPA 900.0 (GPC)	10242634	Radiochemistry	12/6/2023
2830	Gross Alpha	SM 7110 C	20159028	Radiochemistry	12/8/2022
2840	Gross Beta	EPA 900.0 (GPC)	10242634	Radiochemistry	12/6/2023
3045	Isotopic uranium	DOE U-02-RC	90011408	Radiochemistry	8/15/2018
2965	Radium-226	EPA 903.0	10309407	Radiochemistry	3/31/2015
2970	Radium-228	EPA 904.0	10309805	Radiochemistry	12/10/2008
2985	Radon	SM 7500-Rn B	20173733	Radiochemistry	8/15/2018
2980	Radon-222	ST-RC-0222 / LSC	60051878	Radiochemistry	7/1/2020
1143	Selenium-79	ST-RC-0079 / LSC	60051845	Radiochemistry	7/1/2020
3005	Strontium-90	EPA 905.0	10310006	Radiochemistry	12/10/2008
3030	Tritium	EPA 906.0	10310200	Radiochemistry	12/10/2008
1184	Uranium (mass)	EPA 200.8	10014605	Radiochemistry	8/15/2018

Laboratory Scope of Accreditation

Attachment to Certificate #: E87689-75, expiration date June 30, 2026. This listing of accredited analytes should be used only when associated with a valid certificate.

State Laboratory ID: E87689 EPA Lab Code: MO00054 (314) 298-8566

E87689
Eurofins St. Louis
13715 Rider Trail North
Earth City, MO 63045

Matrix: Non-Potable Water

Analyte#	Analyte	Method/Tech	Method Code	Category	Effective Date
1000	Aluminum	EPA 200.7	10013806	General Chemistry,Metals	7/1/2013
1000	Aluminum	EPA 200.8	10014605	Metals	7/1/2013
1000	Aluminum	EPA 6010D	10155950	Metals	12/12/2022
1000	Aluminum	EPA 6020B	10156420	Metals	12/12/2022
1005	Antimony	EPA 200.7	10013806	Metals	7/1/2013
1005	Antimony	EPA 200.8	10014605	Metals	7/1/2013
1005	Antimony	EPA 6010D	10155950	Metals	12/12/2022
1005	Antimony	EPA 6020B	10156420	Metals	12/12/2022
1010	Arsenic	EPA 200.7	10013806	General Chemistry,Metals	7/1/2013
1010	Arsenic	EPA 200.8	10014605	Metals	7/1/2013
1010	Arsenic	EPA 6010D	10155950	Metals	12/12/2022
1010	Arsenic	EPA 6020B	10156420	Metals	12/12/2022
1015	Barium	EPA 200.7	10013806	Metals	7/1/2013
1015	Barium	EPA 200.8	10014605	Metals	7/1/2013
1015	Barium	EPA 6010D	10155950	Metals	12/12/2022
1015	Barium	EPA 6020B	10156420	Metals	12/12/2022
1020	Beryllium	EPA 200.7	10013806	General Chemistry,Metals	7/1/2013
1020	Beryllium	EPA 200.8	10014605	Metals	7/1/2013
1020	Beryllium	EPA 6010D	10155950	Metals	12/12/2022
1020	Beryllium	EPA 6020B	10156420	Metals	12/12/2022
1025	Boron	EPA 200.7	10013806	Metals	7/1/2013
1025	Boron	EPA 6010D	10155950	Metals	12/12/2022
1025	Boron	EPA 6020B	10156420	Metals	12/12/2022
1030	Cadmium	EPA 200.7	10013806	General Chemistry,Metals	7/1/2013
1030	Cadmium	EPA 200.8	10014605	Metals	7/1/2013
1030	Cadmium	EPA 6010D	10155950	Metals	12/12/2022
1030	Cadmium	EPA 6020B	10156420	Metals	12/12/2022
1035	Calcium	EPA 200.7	10013806	General Chemistry,Metals	7/1/2013
1035	Calcium	EPA 6010D	10155950	Metals	12/12/2022
1035	Calcium	EPA 6020B	10156420	Metals	12/12/2022
1040	Chromium	EPA 200.7	10013806	Metals	7/1/2013
1040	Chromium	EPA 200.8	10014605	Metals	7/1/2013
1040	Chromium	EPA 6010D	10155950	Metals	12/12/2022
1040	Chromium	EPA 6020B	10156420	Metals	12/12/2022
1050	Cobalt	EPA 200.7	10013806	Metals	7/1/2013
1050	Cobalt	EPA 200.8	10014605	Metals	7/1/2013

Attachment to Certificate #: E87689-75, expiration date June 30, 2026. This listing of accredited analytes should be used only when associated with a valid certificate.

State Laboratory ID: E87689 EPA Lab Code: MO00054 (314) 298-8566

E87689
Eurofins St. Louis
13715 Rider Trail North
Earth City, MO 63045

Matrix: Non-Potable Water

Analyte#	Analyte	Method/Tech	Method Code	Category	Effective Date
1050	Cobalt	EPA 6010D	10155950	Metals	12/12/2022
1050	Cobalt	EPA 6020B	10156420	Metals	12/12/2022
1055	Copper	EPA 200.7	10013806	General Chemistry,Metals	7/1/2013
1055	Copper	EPA 200.8	10014605	Metals	7/1/2013
1055	Copper	EPA 6010D	10155950	Metals	12/12/2022
1055	Copper	EPA 6020B	10156420	Metals	12/12/2022
2826	Gamma Emitters	EPA 901.1	10308608	Radiochemistry	7/1/2013
2830	Gross Alpha	EPA 900.0	10308200	Radiochemistry	7/1/2013
2830	Gross Alpha	EPA 900.0 (GPC)	10242634	Radiochemistry	10/20/2023
2830	Gross Alpha	EPA 9310	10310802	Radiochemistry	7/1/2013
2840	Gross Beta	EPA 900.0	10308200	Radiochemistry	7/1/2013
2840	Gross Beta	EPA 900.0 (GPC)	10242634	Radiochemistry	10/20/2023
2840	Gross Beta	EPA 9310	10310802	Radiochemistry	7/1/2013
1070	Iron	EPA 200.7	10013806	Metals	7/1/2013
1070	Iron	EPA 6010D	10155950	Metals	12/12/2022
1070	Iron	EPA 6020B	10156420	Metals	12/12/2022
1075	Lead	EPA 200.7	10013806	General Chemistry,Metals	7/1/2013
1075	Lead	EPA 200.8	10014605	Metals	7/1/2013
1075	Lead	EPA 6010D	10155950	Metals	12/12/2022
1075	Lead	EPA 6020B	10156420	Metals	12/12/2022
1080	Lithium	EPA 6010D	10155950	Metals	12/12/2022
1085	Magnesium	EPA 200.7	10013806	General Chemistry,Metals	7/1/2013
1085	Magnesium	EPA 200.8	10014605	Metals	7/1/2013
1085	Magnesium	EPA 6010D	10155950	Metals	12/12/2022
1085	Magnesium	EPA 6020B	10156420	Metals	12/12/2022
1090	Manganese	EPA 200.7	10013806	General Chemistry,Metals	7/1/2013
1090	Manganese	EPA 200.8	10014605	Metals	7/1/2013
1090	Manganese	EPA 6010D	10155950	Metals	12/12/2022
1090	Manganese	EPA 6020B	10156420	Metals	12/12/2022
1095	Mercury	EPA 245.1	10036609	Metals	7/1/2013
1095	Mercury	EPA 7470A	10165807	Metals	12/12/2022
1100	Molybdenum	EPA 200.7	10013806	Metals	7/1/2013
1100	Molybdenum	EPA 200.8	10014605	Metals	7/1/2013
1100	Molybdenum	EPA 6010D	10155950	Metals	12/12/2022
1100	Molybdenum	EPA 6020B	10156420	Metals	12/12/2022
1105	Nickel	EPA 200.7	10013806	General Chemistry,Metals	7/1/2013

Attachment to Certificate #: E87689-75, expiration date June 30, 2026. This listing of accredited analytes should be used only when associated with a valid certificate.

State Laboratory ID: E87689 EPA Lab Code: MO00054 (314) 298-8566

E87689
Eurofins St. Louis
13715 Rider Trail North
Earth City, MO 63045

Matrix: Non-Potable Water

Analyte#	Analyte	Method/Tech	Method Code	Category	Effective Date
1105	Nickel	EPA 200.8	10014605	Metals	7/1/2013
1105	Nickel	EPA 6010D	10155950	Metals	12/12/2022
1105	Nickel	EPA 6020B	10156420	Metals	12/12/2022
1125	Potassium	EPA 200.7	10013806	Metals	7/1/2013
1125	Potassium	EPA 6010D	10155950	Metals	12/12/2022
1125	Potassium	EPA 6020B	10156420	Metals	12/12/2022
2965	Radium-226	EPA 903.0	10309407	Radiochemistry	7/1/2013
2970	Radium-228	EPA 904.0	10309805	Radiochemistry	7/1/2013
2970	Radium-228	EPA 9320	10208603	Radiochemistry	7/1/2013
1140	Selenium	EPA 200.7	10013806	Metals	7/1/2013
1140	Selenium	EPA 200.8	10014605	Metals	7/1/2013
1140	Selenium	EPA 6010D	10155950	Metals	12/12/2022
1140	Selenium	EPA 6020B	10156420	Metals	12/12/2022
1990	Silica as SiO2	EPA 200.7	10013806	Metals	6/12/2023
1145	Silicon	EPA 6010D	10155950	Metals	6/12/2023
1150	Silver	EPA 200.7	10013806	Metals	7/1/2013
1150	Silver	EPA 200.8	10014605	Metals	7/1/2013
1150	Silver	EPA 6010D	10155950	Metals	12/12/2022
1150	Silver	EPA 6020B	10156420	Metals	12/12/2022
1155	Sodium	EPA 200.7	10013806	Metals	7/1/2013
1155	Sodium	EPA 6010D	10155950	Metals	12/12/2022
1155	Sodium	EPA 6020B	10156420	Metals	12/12/2022
1160	Strontium	EPA 200.7	10013806	Metals	7/1/2013
1160	Strontium	EPA 6010D	10155950	Metals	12/12/2022
1160	Strontium	EPA 6020B	10156420	Metals	12/12/2022
3005	Strontium-90	DOE Sr-03-RC	90009806	Radiochemistry	7/1/2013
3005	Strontium-90	EPA 905.0	10310006	Radiochemistry	7/1/2013
1165	Thallium	EPA 200.7	10013806	Metals	7/1/2013
1165	Thallium	EPA 200.8	10014605	Metals	7/1/2013
1165	Thallium	EPA 6010D	10155950	Metals	12/12/2022
1165	Thallium	EPA 6020B	10156420	Metals	12/12/2022
1170	Thorium	EPA 200.8	10014605	Metals	7/1/2013
1170	Thorium	EPA 6020B	10156420	Metals	12/12/2022
1175	Tin	EPA 200.7	10013806	Metals	7/1/2013
1175	Tin	EPA 6010D	10155950	Metals	12/12/2022
1175	Tin	EPA 6020B	10156420	Metals	12/12/2022

Laboratory Scope of Accreditation

Attachment to Certificate #: E87689-75, expiration date June 30, 2026. This listing of accredited analytes should be used only when associated with a valid certificate.

State Laboratory ID: E87689 EPA Lab Code: MO00054 (314) 298-8566

E87689
Eurofins St. Louis
13715 Rider Trail North
Earth City, MO 63045

Matrix: Non-Potable Water

Analyte#	Analyte	Method/Tech	Method Code	Category	Effective Date
1180	Titanium	EPA 200.7	10013806	Metals	7/1/2013
1180	Titanium	EPA 6010D	10155950	Metals	12/12/2022
1180	Titanium	EPA 6020B	10156420	Metals	12/12/2022
2975	Total radium	EPA 903.0	10309407	Radiochemistry	4/21/2020
2975	Total radium	EPA 9315	10311009	Radiochemistry	7/1/2013
3030	Tritium	EPA 906.0	10310200	Radiochemistry	7/1/2013
1184	Uranium (mass)	EPA 200.8	10014605	Metals	7/1/2013
1184	Uranium (mass)	EPA 6020B	10156420	Metals	12/12/2022
1185	Vanadium	EPA 200.7	10013806	General Chemistry,Metals	7/1/2013
1185	Vanadium	EPA 200.8	10014605	Metals	7/1/2013
1185	Vanadium	EPA 6010D	10155950	Metals	12/12/2022
1185	Vanadium	EPA 6020B	10156420	Metals	12/12/2022
1190	Zinc	EPA 200.7	10013806	General Chemistry,Metals	7/1/2013
1190	Zinc	EPA 200.8	10014605	Metals	7/1/2013
1190	Zinc	EPA 6010D	10155950	Metals	12/12/2022
1190	Zinc	EPA 6020B	10156420	Metals	12/12/2022

Laboratory Scope of Accreditation

Attachment to Certificate #: E87689-75, expiration date June 30, 2026. This listing of accredited analytes should be used only when associated with a valid certificate.

State Laboratory ID: E87689 EPA Lab Code: MO00054 (314) 298-8566

E87689
Eurofins St. Louis
13715 Rider Trail North
Earth City, MO 63045

Matrix: Solid and Chemical Materials

Analyte#	Analyte	Method/Tech	Method Code	Category	Effective Date
1000	Aluminum	EPA 6010D	10155950	Metals	12/12/2022
1000	Aluminum	EPA 6020B	10156420	Metals	12/12/2022
1005	Antimony	EPA 6010D	10155950	Metals	12/12/2022
1005	Antimony	EPA 6020B	10156420	Metals	12/12/2022
1010	Arsenic	EPA 6010D	10155950	Metals	12/12/2022
1010	Arsenic	EPA 6020B	10156420	Metals	12/12/2022
1015	Barium	EPA 6010D	10155950	Metals	12/12/2022
1015	Barium	EPA 6020B	10156420	Metals	12/12/2022
1020	Beryllium	EPA 6010D	10155950	Metals	12/12/2022
1020	Beryllium	EPA 6020B	10156420	Metals	12/12/2022
1025	Boron	EPA 6010D	10155950	Metals	12/12/2022
1025	Boron	EPA 6020B	10156420	Metals	12/12/2022
1030	Cadmium	EPA 6010D	10155950	Metals	12/12/2022
1030	Cadmium	EPA 6020B	10156420	Metals	12/12/2022
1035	Calcium	EPA 6010D	10155950	Metals	12/12/2022
1035	Calcium	EPA 6020B	10156420	Metals	12/12/2022
1040	Chromium	EPA 6010D	10155950	Metals	12/12/2022
1040	Chromium	EPA 6020B	10156420	Metals	12/12/2022
1050	Cobalt	EPA 6010D	10155950	Metals	12/12/2022
1050	Cobalt	EPA 6020B	10156420	Metals	12/12/2022
1055	Copper	EPA 6010D	10155950	Metals	12/12/2022
1055	Copper	EPA 6020B	10156420	Metals	12/12/2022
2830	Gross Alpha	EPA 9310	10310802	Radiochemistry	7/1/2013
2840	Gross Beta	EPA 9310	10310802	Radiochemistry	7/1/2013
1070	Iron	EPA 6010D	10155950	Metals	12/12/2022
1070	Iron	EPA 6020B	10156420	Metals	12/12/2022
1075	Lead	EPA 6010D	10155950	Metals	12/12/2022
1075	Lead	EPA 6020B	10156420	Metals	12/12/2022
1080	Lithium	EPA 6010D	10155950	Metals	12/12/2022
1085	Magnesium	EPA 6010D	10155950	Metals	12/12/2022
1085	Magnesium	EPA 6020B	10156420	Metals	12/12/2022
1090	Manganese	EPA 6010D	10155950	Metals	12/12/2022
1090	Manganese	EPA 6020B	10156420	Metals	12/12/2022
1095	Mercury	EPA 7471B	10166457	Metals	12/12/2022
1100	Molybdenum	EPA 6010D	10155950	Metals	12/12/2022
1100	Molybdenum	EPA 6020B	10156420	Metals	12/12/2022

Laboratory Scope of Accreditation

Attachment to Certificate #: E87689-75, expiration date June 30, 2026. This listing of accredited analytes should be used only when associated with a valid certificate.

State Laboratory ID: E87689 EPA Lab Code: MO00054 (314) 298-8566

E87689
Eurofins St. Louis
13715 Rider Trail North
Earth City, MO 63045

Matrix: Solid and Chemical Materials

Analyte#	Analyte	Method/Tech	Method Code	Category	Effective Date
1105	Nickel	EPA 6010D	10155950	Metals	12/12/2022
1105	Nickel	EPA 6020B	10156420	Metals	12/12/2022
1125	Potassium	EPA 6010D	10155950	Metals	12/12/2022
1125	Potassium	EPA 6020B	10156420	Metals	12/12/2022
2970	Radium-228	EPA 9320	10208603	Radiochemistry	7/1/2013
1140	Selenium	EPA 6010D	10155950	Metals	12/12/2022
1140	Selenium	EPA 6020B	10156420	Metals	12/12/2022
1145	Silicon	EPA 6010D	10155950	Metals	12/12/2022
1150	Silver	EPA 6010D	10155950	Metals	12/12/2022
1150	Silver	EPA 6020B	10156420	Metals	12/12/2022
1155	Sodium	EPA 6010D	10155950	Metals	12/12/2022
1155	Sodium	EPA 6020B	10156420	Metals	12/12/2022
1160	Strontium	EPA 6010D	10155950	Metals	12/12/2022
1160	Strontium	EPA 6020B	10156420	Metals	12/12/2022
1165	Thallium	EPA 6010D	10155950	Metals	12/12/2022
1165	Thallium	EPA 6020B	10156420	Metals	12/12/2022
1175	Tin	EPA 6010D	10155950	Metals	12/12/2022
1175	Tin	EPA 6020B	10156420	Metals	12/12/2022
1180	Titanium	EPA 6010D	10155950	Metals	12/12/2022
1180	Titanium	EPA 6020B	10156420	Metals	12/12/2022
2975	Total radium	EPA 9315	10311009	Radiochemistry	7/1/2013
1184	Uranium (mass)	EPA 6020B	10156420	Metals	12/12/2022
1185	Vanadium	EPA 6010D	10155950	Metals	12/12/2022
1185	Vanadium	EPA 6020B	10156420	Metals	12/12/2022
1190	Zinc	EPA 6010D	10155950	Metals	12/12/2022
1190	Zinc	EPA 6020B	10156420	Metals	12/12/2022

APPENDIX C

Well Condition Assessment Forms and Well Maintenance and Repair Documentation Memorandum

Well Inspection

Site Name: _Plant Scherer_____ Date: _2/23/2026_____

Permit Number:___NA_____ Field Conditions: ____Good_____

Well ID:	Location/Identification			
	Visible and accessible	Properly identified with correct well ID	Located in high traffic area; does the well require protection from traffic	Acceptable drainage around well (no standing water, not located in obvious drainage flow path)
SGWA-1	Yes	Yes	No	Yes
SGWA-2	Yes	Yes	No	Yes
SGWA-3	Yes	Yes	No	Yes
SGWA-4	Yes	Yes	No	Yes
SGWA-5	Yes	Yes	No	Yes
SGWC-6	Yes	Yes	No	Yes
SGWC-7	Yes	Yes	No	Yes
SGWC-8	Yes	Yes	No	Yes
SGWC-9	Yes	Yes	No	Yes
SGWC-10	Yes	Yes	No	Yes
SGWC-10A	Yes	Yes	No	Yes
SGWC-11	Yes	Yes	No	Yes
SGWC-12	Yes	Yes	No	Yes
SGWC-13	Yes	Yes	No	Yes
SGWC-14	Yes	Yes	No	Yes
SGWC-15	Yes	Yes	No	Yes
SGWC-16	Yes	Yes	No	Yes
SGWC-17	Yes	Yes	No	Yes
SGWC-18	Yes	Yes	No	Yes
SGWC-19	Yes	Yes	No	Yes
SGWC-20	Yes	Yes	No	Yes
SGWC-21	Yes	Yes	No	Yes
SGWC-22	Yes	Yes	No	Yes
SGWC-23	Yes	Yes	No	Yes
SGWA-24	Yes	Yes	No	Yes
SGWA-25	Yes	Yes	No	Yes
PZ-13S	Yes	Yes	No	Yes
PZ-14S	Yes	Yes	No	Yes
PZ-17I	Yes	Yes	No	Yes
PZ-39S	Yes	Yes	No	Yes
PZ-40I	Yes	Yes	No	Yes
PZ-41S	Yes	Yes	No	Yes
PZ-42I	Yes	Yes	No	Yes
PZ-43S	Yes	Yes	No	Yes
PZ-44I	Yes	Yes	No	Yes
PZ-69I	Yes	Yes	No	Yes
PZ-70	Yes	Yes	No	Yes
PZ-71	Yes	Yes	No	Yes
PZ-2I	Yes	Yes	No	Yes
PZ-3S	Yes	Yes	Yes	Yes

Well Inspection

Site Name: _Plant Scherer_____ Date: _2/23/2026_____

Permit Number:___NA_____ Field Conditions: ____Good_____

Well ID:	Location/Identification			
	Visible and accessible	Properly identified with correct well ID	Located in high traffic area; does the well require protection from traffic	Acceptable drainage around well (no standing water, not located in obvious drainage flow path)
PZ-5I	Yes	Yes	No	Yes
PZ-9I	Yes	Yes	No	Yes
PZ-10S	Yes	Yes	No	Yes
PZ-11S	Yes	Yes	No	Yes
PZ-12S	Yes	Yes	No	Yes
PZ-14I	Yes	Yes	No	Yes
PZ-15S	Yes	Yes	No	Yes
PZ-19I	Yes	Yes	No	Yes
PZ-19S	Yes	Yes	No	Yes
PZ-20I	Yes	Yes	No	Yes
PZ-21S	Yes	Yes	No	Yes
PZ-25S	Yes	Yes	No	Yes
PZ-25I	Yes	Yes	No	Yes
PZ-26S	Yes	Yes	No	Yes
PZ-27D	Yes	Yes	No	Yes
PZ-27S	Yes	Yes	No	Yes
PZ-28I	Yes	Yes	No	Yes
PZ-29S	Yes	Yes	No	Yes
PZ-30I	Yes	Yes	No	Yes
PZ-31I	Yes	Yes	No	Yes
PZ-32D	Yes	Yes	No	Yes
PZ-32S	Yes	Yes	No	Yes
PZ-33I	Yes	Yes	No	Yes
PZ-34S	Yes	Yes	No	Yes
PZ-35I	Yes	Yes	No	Yes
PZ-36I	Yes	Yes	No	Yes
PZ-36S	Yes	Yes	No	Yes
PZ-37I	Yes	Yes	No	Yes
PZ-38I	Yes	Yes	No	Yes
PZ-45D	Yes	Yes	No	Yes
PZ-46D	Yes	Yes	No	Yes
PZ-47D	Yes	Yes	No	Yes
PZ-48S	Yes	Yes	No	Yes
PZ-49D	Yes	Yes	No	Yes
PZ-49S	Yes	Yes	No	Yes
PZ-50D	Yes	Yes	No	Yes
PZ-51D	Yes	Yes	No	Yes
PZ-52	Yes	Yes	No	Yes

Well Inspection

Site Name: _Plant Scherer_____ Date: _2/23/2026_____

Permit Number:___NA_____ Field Conditions: ____Good_____

Well ID:	Location/Identification			
	Visible and accessible	Properly identified with correct well ID	Located in high traffic area; does the well require protection from traffic	Acceptable drainage around well (no standing water, not located in obvious drainage flow path)
PZ-53	Yes	Yes	No	Yes
PZ-54	Yes	Yes	No	Yes
PZ-55	Yes	Yes	No	Yes
PZ-56	Yes	Yes	No	Yes
PZ-57	Yes	Yes	No	Yes
PZ-58	Yes	Yes	No	Yes
PZ-59S	Yes	Yes	No	Yes
PZ-59D	Yes	Yes	No	Yes
PZ-60S	Yes	Yes	No	Yes
PZ-60D	Yes	Yes	No	Yes
PZ-61	Yes	Yes	No	Yes
PZ-62	Yes	Yes	No	Yes
PZ-63	Yes	Yes	No	Yes
PZ-64	Yes	Yes	No	Yes
PZ-65	Yes	Yes	No	Yes
PZ-66D	Yes	Yes	No	Yes
PZ-66	Yes	Yes	No	Yes
PZ-67D	Yes	Yes	No	Yes
PZ-67	Yes	Yes	No	Yes
PZ-68	Yes	Yes	No	Yes
LPZ-01	Yes	Yes	No	Yes
LPZ-02	Yes	Yes	No	Yes
LPZ-03	Yes	Yes	No	Yes
LPZ-04	Yes	Yes	No	Yes
LPZ-05	Yes	Yes	No	Yes
GWC-30	Yes	Yes	No	Yes
GWC-31	Yes	Yes	No	Yes
GWC-32	Yes	Yes	No	Yes
GWC-33A	Yes	Yes	No	Yes
GWC-34	Yes	Yes	No	Yes
GWC-35	Yes	Yes	No	Yes
GWC-36	Yes	Yes	No	Yes
GWC-37	Yes	Yes	No	Yes
GWC-38	Yes	Yes	No	Yes
GWA-39	Yes	Yes	No	Yes
GWA-40	Yes	Yes	No	Yes
GWA-41	Yes	Yes	No	Yes
GWA-42	Yes	Yes	No	Yes

Well Inspection

Site Name: _Plant Scherer_____ Date: _2/23/2026_____

Permit Number:___NA_____ Field Conditions: ____Good_____

Well ID:	Location/Identification			
	Visible and accessible	Properly identified with correct well ID	Located in high traffic area; does the well require protection from traffic	Acceptable drainage around well (no standing water, not located in obvious drainage flow path)
GWA-43	Yes	Yes	No	Yes
GWA-44A	Yes	Yes	No	Yes
GWA-54	Yes	Yes	No	Yes
GWC-1	Yes	Yes	No	Yes
GWC-2	Yes	Yes	No	Yes
GWC-3	Yes	Yes	No	Yes
GWC-4	Yes	Yes	No	Yes
GWC-5	Yes	Yes	No	Yes
GWC-6	Yes	Yes	No	Yes
GWC-7	Yes	Yes	No	Yes
GWC-8A	Yes	Yes	No	Yes
GWC-9	Yes	Yes	No	Yes
GWC-10	Yes	Yes	No	Yes
GWC-11	Yes	Yes	No	Yes
GWC-12	Yes	Yes	No	Yes
GWC-13	Yes	Yes	No	Yes
GWC-14	Yes	Yes	No	Yes
GWA-15	Yes	Yes	No	Yes
GWA-16	Yes	Yes	No	Yes
GWA-17	Yes	Yes	No	Yes
GWC-18	Yes	Yes	No	Yes
GWC-19	Yes	Yes	No	Yes
GWC-20	Yes	Yes	No	Yes
GWA-21	Yes	Yes	No	Yes
GWA-22	Yes	Yes	No	Yes
GWC-29	Yes	Yes	No	Yes
GWA-45	Yes	Yes	No	Yes
GWA-46	Yes	Yes	No	Yes
GWA-47	Yes	Yes	No	Yes
GWA-48	Yes	Yes	No	Yes
GWA-49	Yes	Yes	No	Yes
GWC-50	Yes	Yes	No	Yes
GWC-51	Yes	Yes	No	Yes
GWC-52	Yes	Yes	No	Yes
GWC-53	Yes	Yes	No	Yes

Well Inspection

Site Name: _Plant Scherer_____ Date: _2/23/2026_____

Permit Number:___NA_____ Field Conditions: ____Good_____

Well ID:	Protective Casing				
	Free from apparent damage and able to be secured	No degradation or deterioration	Functioning weep hole	Annular space clear of debris and water, or filled with pea gravel/sand	Locked and is the lock in good condition
SGWA-1	Yes	Yes	Yes	Yes	Yes
SGWA-2	Yes	Yes	Yes	Yes	Yes
SGWA-3	Yes	Yes	Yes	Yes	Yes
SGWA-4	Yes	Yes	Yes	Yes	Yes
SGWA-5	Yes	Yes	Yes	Yes	No
SGWC-6	Yes	Yes	Yes	Yes	Yes
SGWC-7	Yes	Yes	Yes	Yes	Yes
SGWC-8	Yes	Yes	Yes	Yes	Yes
SGWC-9	No	Yes	Yes	Yes	Yes
SGWC-10	Yes	Yes	Yes	Yes	Yes
SGWC-10A	Yes	Yes	Yes	Yes	Yes
SGWC-11	Yes	Yes	Yes	Yes	Yes
SGWC-12	Yes	Yes	Yes	Yes	Yes
SGWC-13	Yes	Yes	Yes	Yes	Yes
SGWC-14	Yes	Yes	Yes	Yes	Yes
SGWC-15	Yes	Yes	Yes	Yes	Yes
SGWC-16	Yes	Yes	Yes	Yes	Yes
SGWC-17	Yes	Yes	Yes	Yes	Yes
SGWC-18	Yes	Yes	Yes	Yes	Yes
SGWC-19	Yes	Yes	Yes	Yes	Yes
SGWC-20	Yes	Yes	Yes	Yes	Yes
SGWC-21	Yes	Yes	Yes	Yes	Yes
SGWC-22	Yes	Yes	Yes	Yes	Yes
SGWC-23	Yes	Yes	Yes	Yes	Yes
SGWA-24	Yes	Yes	Yes	Yes	Yes
SGWA-25	Yes	Yes	Yes	Yes	Yes
PZ-13S	Yes	Yes	Yes	Yes	Yes
PZ-14S	Yes	Yes	Yes	Yes	Yes
PZ-17I	Yes	Yes	Yes	Yes	Yes
PZ-39S	Yes	Yes	Yes	Yes	Yes
PZ-40I	Yes	Yes	Yes	Yes	Yes
PZ-41S	Yes	Yes	Yes	Yes	Yes
PZ-42I	Yes	Yes	Yes	Yes	Yes
PZ-43S	Yes	Yes	Yes	Yes	Yes
PZ-44I	Yes	Yes	Yes	Yes	Yes
PZ-69I	Yes	Yes	Yes	Yes	Yes
GWC-12	Yes	Yes	Yes	Yes	Yes
GWC-13	Yes	Yes	Yes	Yes	Yes
PZ-2I	Yes	Yes	Yes	Yes	Yes
PZ-3S	Yes	Yes	Yes	Yes	Yes

Well Inspection

Site Name: _Plant Scherer_____ Date: _2/23/2026_____

Permit Number:___NA_____ Field Conditions: ____Good_____

Well ID:	Protective Casing				
	Free from apparent damage and able to be secured	No degradation or deterioration	Functioning weep hole	Annular space clear of debris and water, or filled with pea gravel/sand	Locked and is the lock in good condition
PZ-5I	Yes	Yes	Yes	Yes	Yes
PZ-9I	Yes	Yes	Yes	Yes	Yes
PZ-10S	Yes	Yes	Yes	Yes	Yes
PZ-11S	Yes	Yes	Yes	Yes	Yes
PZ-12S	Yes	Yes	Yes	Yes	Yes
PZ-14I	Yes	Yes	Yes	Yes	Yes
PZ-15S	Yes	Yes	Yes	Yes	Yes
PZ-19I	Yes	Yes	Yes	Yes	Yes
PZ-19S	Yes	Yes	Yes	Yes	Yes
PZ-20I	Yes	Yes	Yes	Yes	Yes
PZ-21S	Yes	Yes	Yes	Yes	Yes
PZ-25S	Yes	Yes	Yes	Yes	Yes
PZ-25I	Yes	Yes	Yes	Yes	Yes
PZ-26S	Yes	Yes	Yes	Yes	Yes
PZ-27D	Yes	Yes	Yes	Yes	Yes
PZ-27S	Yes	Yes	Yes	Yes	Yes
PZ-28I	Yes	Yes	Yes	Yes	Yes
PZ-29S	Yes	Yes	Yes	Yes	Yes
PZ-30I	Yes	Yes	Yes	Yes	Yes
PZ-31I	Yes	Yes	Yes	Yes	Yes
PZ-32D	Yes	Yes	Yes	Yes	Yes
PZ-32S	Yes	Yes	Yes	Yes	Yes
PZ-33I	Yes	Yes	Yes	Yes	Yes
PZ-34S	Yes	Yes	Yes	Yes	Yes
PZ-35I	Yes	Yes	Yes	Yes	Yes
PZ-36I	Yes	Yes	Yes	Yes	Yes
PZ-36S	Yes	Yes	Yes	Yes	Yes
PZ-37I	Yes	Yes	Yes	Yes	Yes
PZ-38I	Yes	Yes	Yes	Yes	Yes
PZ-45D	Yes	Yes	Yes	Yes	Yes
PZ-46D	Yes	Yes	Yes	Yes	Yes
PZ-47D	Yes	Yes	Yes	Yes	Yes
PZ-48S	Yes	Yes	Yes	Yes	Yes
PZ-49D	Yes	Yes	Yes	Yes	Yes
PZ-49S	Yes	Yes	Yes	Yes	Yes
PZ-50D	Yes	Yes	Yes	Yes	Yes
PZ-51D	Yes	Yes	Yes	Yes	Yes
PZ-52	Yes	Yes	Yes	Yes	Yes

Well Inspection

Site Name: _Plant Scherer_____ Date: _2/23/2026_____

Permit Number:___NA_____ Field Conditions: ____Good_____

Well ID:	Protective Casing				
	Free from apparent damage and able to be secured	No degradation or deterioration	Functioning weep hole	Annular space clear of debris and water, or filled with pea gravel/sand	Locked and is the lock in good condition
PZ-53	Yes	Yes	Yes	Yes	Yes
PZ-54	Yes	Yes	Yes	Yes	Yes
PZ-55	Yes	Yes	Yes	Yes	Yes
PZ-56	Yes	Yes	Yes	Yes	Yes
PZ-57	Yes	Yes	Yes	Yes	Yes
PZ-58	Yes	Yes	Yes	Yes	Yes
PZ-59S	Yes	Yes	Yes	Yes	Yes
PZ-59D	Yes	Yes	Yes	Yes	Yes
PZ-60S	Yes	Yes	Yes	Yes	Yes
PZ-60D	Yes	Yes	Yes	Yes	Yes
PZ-61	Yes	Yes	Yes	Yes	Yes
PZ-62	Yes	Yes	Yes	Yes	Yes
PZ-63	Yes	Yes	Yes	Yes	Yes
PZ-64	Yes	Yes	Yes	Yes	Yes
PZ-65	Yes	Yes	Yes	Yes	Yes
PZ-66D	Yes	Yes	Yes	Yes	Yes
PZ-66	Yes	Yes	Yes	Yes	Yes
PZ-67D	Yes	Yes	Yes	Yes	Yes
PZ-67	Yes	Yes	Yes	Yes	Yes
PZ-68	Yes	Yes	Yes	Yes	Yes
LPZ-01	Yes	Yes	Yes	Yes	Yes
LPZ-02	Yes	Yes	Yes	Yes	Yes
LPZ-03	Yes	Yes	Yes	Yes	Yes
LPZ-04	Yes	Yes	Yes	Yes	Yes
LPZ-05	Yes	Yes	Yes	Yes	Yes
GWC-30	Yes	Yes	Yes	Yes	Yes
GWC-31	Yes	Yes	Yes	Yes	Yes
GWC-32	Yes	Yes	Yes	Yes	Yes
GWC-33A	Yes	Yes	Yes	Yes	Yes
GWC-34	Yes	Yes	Yes	Yes	Yes
GWC-35	Yes	Yes	Yes	Yes	Yes
GWC-36	Yes	Yes	Yes	Yes	Yes
GWC-37	Yes	Yes	Yes	Yes	Yes
GWC-38	Yes	Yes	Yes	Yes	Yes
GWA-39	Yes	Yes	Yes	Yes	Yes
GWA-40	Yes	Yes	Yes	Yes	Yes
GWA-41	Yes	Yes	Yes	Yes	Yes
GWA-42	Yes	Yes	Yes	Yes	Yes

Well Inspection

Site Name: _Plant Scherer_____ Date: _2/23/2026_____

Permit Number:___NA_____ Field Conditions: ____Good_____

Well ID:	Protective Casing				
	Free from apparent damage and able to be secured	No degradation or deterioration	Functioning weep hole	Annular space clear of debris and water, or filled with pea gravel/sand	Locked and is the lock in good condition
GWA-43	Yes	Yes	Yes	Yes	Yes
GWA-44A	Yes	Yes	Yes	Yes	Yes
GWA-54	Yes	Yes	Yes	Yes	Yes
GWC-1	Yes	Yes	Yes	Yes	Yes
GWC-2	Yes	Yes	Yes	Yes	Yes
GWC-3	Yes	Yes	Yes	Yes	Yes
GWC-4	Yes	Yes	Yes	Yes	Yes
GWC-5	Yes	Yes	Yes	Yes	Yes
GWC-6	Yes	Yes	Yes	Yes	Yes
GWC-7	Yes	Yes	Yes	Yes	Yes
GWC-8A	Yes	Yes	Yes	Yes	Yes
GWC-9	Yes	Yes	Yes	Yes	Yes
GWC-10	Yes	Yes	Yes	Yes	Yes
GWC-11	Yes	Yes	Yes	Yes	Yes
GWC-12	Yes	Yes	Yes	Yes	Yes
GWC-13	Yes	Yes	Yes	Yes	Yes
GWC-14	Yes	Yes	Yes	Yes	Yes
GWA-15	Yes	Yes	Yes	Yes	Yes
GWA-16	Yes	Yes	Yes	Yes	Yes
GWA-17	Yes	Yes	Yes	Yes	Yes
GWC-18	Yes	Yes	Yes	Yes	Yes
GWC-19	Yes	Yes	Yes	Yes	Yes
GWC-20	Yes	Yes	Yes	Yes	Yes
GWA-21	Yes	Yes	Yes	Yes	Yes
GWA-22	Yes	Yes	Yes	Yes	Yes
GWC-29	Yes	Yes	Yes	Yes	Yes
GWA-45	Yes	Yes	Yes	Yes	Yes
GWA-46	Yes	Yes	Yes	Yes	Yes
GWA-47	Yes	Yes	Yes	Yes	Yes
GWA-48	Yes	Yes	Yes	Yes	Yes
GWA-49	Yes	Yes	Yes	Yes	Yes
GWC-50	Yes	Yes	Yes	Yes	Yes
GWC-51	Yes	Yes	Yes	Yes	Yes
GWC-52	Yes	Yes	Yes	Yes	Yes
GWC-53	Yes	Yes	Yes	Yes	Yes

Well Inspection

Site Name: _Plant Scherer_____ Date: _2/23/2026_____

Permit Number:___NA_____ Field Conditions: ____Good_____

Well ID:	Surface Pad			Internal Casing		
	Good condition (not cracked/ broken)	Sloped away from the protective casing	In complete contact with the ground surface and stable	Cap prevents entry of foreign material into the well	Free of kinks/bends, or any obstructions from foreign objects (such as bailers)	Properly vented for equilibration of air pressure
SGWA-1	Yes	Yes	Yes	Yes	Yes	Yes
SGWA-2	Yes	Yes	Yes	Yes	Yes	Yes
SGWA-3	Yes	Yes	Yes	Yes	Yes	Yes
SGWA-4	Yes	Yes	Yes	Yes	Yes	Yes
SGWA-5	Yes	Yes	Yes	Yes	Yes	Yes
SGWC-6	Yes	Yes	Yes	Yes	Yes	Yes
SGWC-7	Yes	Yes	Yes	Yes	Yes	Yes
SGWC-8	Yes	Yes	Yes	Yes	Yes	Yes
SGWC-9	Yes	Yes	Yes	Yes	Yes	Yes
SGWC-10	Yes	Yes	Yes	Yes	Yes	Yes
SGWC-10A	Yes	Yes	Yes	Yes	Yes	Yes
SGWC-11	Yes	Yes	Yes	Yes	Yes	Yes
SGWC-12	Yes	Yes	Yes	Yes	Yes	Yes
SGWC-13	Yes	Yes	Yes	Yes	Yes	Yes
SGWC-14	Yes	Yes	Yes	Yes	Yes	Yes
SGWC-15	Yes	Yes	Yes	Yes	Yes	Yes
SGWC-16	Yes	Yes	Yes	Yes	Yes	Yes
SGWC-17	Yes	Yes	Yes	Yes	Yes	Yes
SGWC-18	Yes	Yes	Yes	Yes	Yes	Yes
SGWC-19	Yes	Yes	Yes	Yes	Yes	Yes
SGWC-20	Yes	Yes	Yes	Yes	Yes	Yes
SGWC-21	Yes	Yes	Yes	Yes	Yes	Yes
SGWC-22	Yes	Yes	Yes	Yes	Yes	Yes
SGWC-23	Yes	Yes	Yes	Yes	Yes	Yes
SGWA-24	Yes	Yes	Yes	Yes	Yes	Yes
SGWA-25	Yes	Yes	Yes	Yes	Yes	Yes
PZ-13S	Yes	Yes	Yes	Yes	Yes	Yes
PZ-14S	Yes	Yes	Yes	Yes	Yes	Yes
PZ-17I	Yes	Yes	Yes	Yes	Yes	Yes
PZ-39S	Yes	Yes	Yes	Yes	Yes	Yes
PZ-40I	Yes	Yes	Yes	Yes	Yes	Yes
PZ-41S	Yes	Yes	Yes	Yes	Yes	Yes
PZ-42I	Yes	Yes	Yes	Yes	Yes	Yes
PZ-43S	Yes	Yes	Yes	Yes	Yes	Yes
PZ-44I	Yes	Yes	Yes	Yes	Yes	Yes
PZ-69I	Yes	Yes	Yes	Yes	Yes	Yes
GWC-12	Yes	Yes	Yes	Yes	Yes	Yes
GWC-13	Yes	Yes	Yes	Yes	Yes	Yes
PZ-2I	Yes	Yes	Yes	Yes	Yes	Yes
PZ-3S	Yes	Yes	Yes	Yes	Yes	Yes

Well Inspection

Site Name: _Plant Scherer_____ Date: _2/23/2026_____

Permit Number:___NA_____ Field Conditions: ____Good_____

Well ID:	Surface Pad			Internal Casing		
	Good condition (not cracked/ broken)	Sloped away from the protective casing	In complete contact with the ground surface and stable	Cap prevents entry of foreign material into the well	Free of kinks/bends, or any obstructions from foreign objects (such as bailers)	Properly vented for equilibration of air pressure
PZ-5I	Yes	Yes	Yes	Yes	Yes	Yes
PZ-9I	Yes	Yes	Yes	Yes	Yes	Yes
PZ-10S	Yes	Yes	Yes	Yes	Yes	Yes
PZ-11S	Yes	Yes	Yes	Yes	Yes	Yes
PZ-12S	Yes	Yes	Yes	Yes	Yes	Yes
PZ-14I	Yes	Yes	Yes	Yes	Yes	Yes
PZ-15S	Yes	Yes	Yes	Yes	Yes	Yes
PZ-19I	Yes	Yes	Yes	Yes	Yes	Yes
PZ-19S	Yes	Yes	Yes	Yes	Yes	Yes
PZ-20I	Yes	Yes	Yes	Yes	Yes	Yes
PZ-21S	Yes	Yes	Yes	Yes	Yes	Yes
PZ-25S	Yes	Yes	Yes	Yes	Yes	Yes
PZ-25I	Yes	Yes	Yes	Yes	Yes	Yes
PZ-26S	Yes	Yes	Yes	Yes	Yes	Yes
PZ-27D	Yes	Yes	Yes	Yes	Yes	Yes
PZ-27S	Yes	Yes	Yes	Yes	Yes	Yes
PZ-28I	Yes	Yes	Yes	Yes	Yes	Yes
PZ-29S	Yes	Yes	Yes	Yes	Yes	Yes
PZ-30I	Yes	Yes	Yes	Yes	Yes	Yes
PZ-31I	Yes	Yes	Yes	Yes	Yes	Yes
PZ-32D	Yes	Yes	Yes	Yes	Yes	Yes
PZ-32S	Yes	Yes	Yes	Yes	Yes	Yes
PZ-33I	Yes	Yes	Yes	Yes	Yes	Yes
PZ-34S	Yes	Yes	Yes	Yes	Yes	Yes
PZ-35I	Yes	Yes	Yes	Yes	Yes	Yes
PZ-36I	Yes	Yes	Yes	Yes	Yes	Yes
PZ-36S	Yes	Yes	Yes	Yes	Yes	Yes
PZ-37I	Yes	Yes	Yes	Yes	Yes	Yes
PZ-38I	Yes	Yes	Yes	Yes	Yes	Yes
PZ-45D	Yes	Yes	Yes	Yes	Yes	Yes
PZ-46D	Yes	Yes	Yes	Yes	Yes	Yes
PZ-47D	Yes	Yes	Yes	Yes	Yes	Yes
PZ-48S	Yes	Yes	Yes	Yes	Yes	Yes
PZ-49D	Yes	Yes	Yes	Yes	Yes	Yes
PZ-49S	Yes	Yes	Yes	Yes	Yes	Yes
PZ-50D	Yes	Yes	Yes	Yes	Yes	Yes
PZ-51D	Yes	Yes	Yes	Yes	Yes	Yes
PZ-52	Yes	Yes	Yes	Yes	Yes	Yes

Well Inspection

Site Name: _Plant Scherer_____ Date: _2/23/2026_____

Permit Number:___NA_____ Field Conditions: ____Good_____

Well ID:	Surface Pad			Internal Casing		
	Good condition (not cracked/ broken)	Sloped away from the protective casing	In complete contact with the ground surface and stable	Cap prevents entry of foreign material into the well	Free of kinks/bends, or any obstructions from foreign objects (such as bailers)	Properly vented for equilibration of air pressure
PZ-53	Yes	Yes	Yes	Yes	Yes	Yes
PZ-54	Yes	Yes	Yes	Yes	Yes	Yes
PZ-55	Yes	Yes	Yes	Yes	Yes	Yes
PZ-56	Yes	Yes	Yes	Yes	Yes	Yes
PZ-57	Yes	Yes	Yes	Yes	Yes	Yes
PZ-58	Yes	Yes	Yes	Yes	Yes	Yes
PZ-59S	Yes	Yes	Yes	Yes	Yes	Yes
PZ-59D	Yes	Yes	Yes	Yes	Yes	Yes
PZ-60S	Yes	Yes	Yes	Yes	Yes	Yes
PZ-60D	Yes	Yes	Yes	Yes	Yes	Yes
PZ-61	Yes	Yes	Yes	Yes	Yes	Yes
PZ-62	Yes	Yes	Yes	Yes	Yes	Yes
PZ-63	Yes	Yes	Yes	Yes	Yes	Yes
PZ-64	Yes	Yes	Yes	Yes	Yes	Yes
PZ-65	Yes	Yes	Yes	Yes	Yes	Yes
PZ-66D	Yes	Yes	Yes	Yes	Yes	Yes
PZ-66	Yes	Yes	Yes	Yes	Yes	Yes
PZ-67D	Yes	Yes	Yes	Yes	Yes	Yes
PZ-67	Yes	Yes	Yes	Yes	Yes	Yes
PZ-68	Yes	Yes	Yes	Yes	Yes	Yes
LPZ-01	Yes	Yes	Yes	Yes	Yes	Yes
LPZ-02	Yes	Yes	Yes	Yes	Yes	Yes
LPZ-03	Yes	Yes	Yes	Yes	Yes	Yes
LPZ-04	Yes	Yes	Yes	Yes	Yes	Yes
LPZ-05	Yes	Yes	Yes	Yes	Yes	Yes
GWC-30	Yes	Yes	Yes	Yes	Yes	Yes
GWC-31	Yes	Yes	Yes	Yes	Yes	Yes
GWC-32	Yes	Yes	Yes	Yes	Yes	Yes
GWC-33A	Yes	Yes	Yes	Yes	Yes	Yes
GWC-34	Yes	Yes	Yes	Yes	Yes	Yes
GWC-35	Yes	Yes	Yes	Yes	Yes	Yes
GWC-36	Yes	Yes	Yes	Yes	Yes	Yes
GWC-37	Yes	Yes	Yes	Yes	Yes	Yes
GWC-38	Yes	Yes	Yes	Yes	Yes	Yes
GWA-39	Yes	Yes	Yes	Yes	Yes	Yes
GWA-40	Yes	Yes	Yes	Yes	Yes	Yes
GWA-41	Yes	Yes	Yes	Yes	Yes	Yes
GWA-42	Yes	Yes	Yes	Yes	Yes	Yes

Well Inspection

Site Name: _Plant Scherer_____ Date: _2/23/2026_____

Permit Number:___NA_____ Field Conditions: ____Good_____

Well ID:	Surface Pad			Internal Casing		
	Good condition (not cracked/ broken)	Sloped away from the protective casing	In complete contact with the ground surface and stable	Cap prevents entry of foreign material into the well	Free of kinks/bends, or any obstructions from foreign objects (such as bailers)	Properly vented for equilibration of air pressure
GWA-43	Yes	Yes	Yes	Yes	Yes	Yes
GWA-44A	Yes	Yes	Yes	Yes	Yes	Yes
GWA-54	Yes	Yes	Yes	Yes	Yes	Yes
GWC-1	Yes	Yes	Yes	Yes	Yes	Yes
GWC-2	Yes	Yes	Yes	Yes	Yes	Yes
GWC-3	Yes	Yes	Yes	Yes	Yes	Yes
GWC-4	Yes	Yes	Yes	Yes	Yes	Yes
GWC-5	Yes	Yes	Yes	Yes	Yes	Yes
GWC-6	Yes	Yes	Yes	Yes	Yes	Yes
GWC-7	Yes	Yes	Yes	Yes	Yes	Yes
GWC-8A	Yes	Yes	Yes	Yes	Yes	Yes
GWC-9	Yes	Yes	Yes	Yes	Yes	Yes
GWC-10	Yes	Yes	Yes	Yes	Yes	Yes
GWC-11	Yes	Yes	Yes	Yes	Yes	Yes
GWC-12	Yes	Yes	Yes	Yes	Yes	Yes
GWC-13	Yes	Yes	Yes	Yes	Yes	Yes
GWC-14	Yes	Yes	Yes	Yes	Yes	Yes
GWA-15	Yes	Yes	Yes	Yes	Yes	Yes
GWA-16	Yes	Yes	Yes	Yes	Yes	Yes
GWA-17	Yes	Yes	Yes	Yes	Yes	Yes
GWC-18	Yes	Yes	Yes	Yes	Yes	Yes
GWC-19	Yes	Yes	Yes	Yes	Yes	Yes
GWC-20	Yes	Yes	Yes	Yes	Yes	Yes
GWA-21	Yes	Yes	Yes	Yes	Yes	Yes
GWA-22	Yes	Yes	Yes	Yes	Yes	Yes
GWC-29	Yes	Yes	Yes	Yes	Yes	Yes
GWA-45	Yes	Yes	Yes	Yes	Yes	Yes
GWA-46	Yes	Yes	Yes	Yes	Yes	Yes
GWA-47	Yes	Yes	Yes	Yes	Yes	Yes
GWA-48	Yes	Yes	Yes	Yes	Yes	Yes
GWA-49	Yes	Yes	Yes	Yes	Yes	Yes
GWC-50	Yes	Yes	Yes	Yes	Yes	Yes
GWC-51	Yes	Yes	Yes	No	Yes	Yes
GWC-52	Yes	Yes	Yes	Yes	Yes	Yes
GWC-53	Yes	Yes	Yes	Yes	Yes	Yes

Well Inspection

Site Name: _Plant Scherer_____ Date: _2/23/2026_____

Permit Number:___NA_____ Field Conditions: ____Good_____

Well ID:	Corrective actions as needed, by date:
SGWA-1	
SGWA-2	
SGWA-3	
SGWA-4	
SGWA-5	
SGWC-6	
SGWC-7	
SGWC-8	
SGWC-9	Hinge of outer protective casing broken and needs replacement- Cannot open or close without blunt force
SGWC-10	
SGWC-10A	
SGWC-11	
SGWC-12	
SGWC-13	
SGWC-14	
SGWC-15	
SGWC-16	
SGWC-17	
SGWC-18	
SGWC-19	
SGWC-20	
SGWC-21	
SGWC-22	
SGWC-23	
SGWA-24	
SGWA-25	
PZ-13S	
PZ-14S	
PZ-17I	
PZ-39S	
PZ-40I	
PZ-41S	
PZ-42I	
PZ-43S	
PZ-44I	
PZ-69I	
GWC-12	
GWC-13	
PZ-2I	
PZ-3S	

Well Inspection

Site Name: _Plant Scherer_____ Date: _2/23/2026_____

Permit Number:___NA_____ Field Conditions: ____Good_____

Well ID:	Corrective actions as needed, by date:
PZ-5I	
PZ-9I	
PZ-10S	
PZ-11S	
PZ-12S	
PZ-14I	
PZ-15S	
PZ-19I	
PZ-19S	
PZ-20I	
PZ-21S	
PZ-25S	
PZ-25I	
PZ-26S	
PZ-27D	
PZ-27S	
PZ-28I	
PZ-29S	
PZ-30I	
PZ-31I	
PZ-32D	
PZ-32S	
PZ-33I	
PZ-34S	
PZ-35I	
PZ-36I	
PZ-36S	
PZ-37I	
PZ-38I	
PZ-45D	
PZ-46D	
PZ-47D	
PZ-48S	
PZ-49D	
PZ-49S	
PZ-50D	
PZ-51D	
PZ-52	

Well Inspection

Site Name: _Plant Scherer_____ Date: _2/23/2026_____

Permit Number:___NA_____ Field Conditions: ____Good_____

Well ID:	Corrective actions as needed, by date:
PZ-53	
PZ-54	
PZ-55	
PZ-56	
PZ-57	
PZ-58	
PZ-59S	
PZ-59D	
PZ-60S	
PZ-60D	
PZ-61	
PZ-62	
PZ-63	
PZ-64	
PZ-65	
PZ-66D	
PZ-66	
PZ-67D	
PZ-67	
PZ-68	
LPZ-01	
LPZ-02	
LPZ-03	
LPZ-04	
LPZ-05	
GWC-30	
GWC-31	
GWC-32	
GWC-33A	
GWC-34	
GWC-35	
GWC-36	
GWC-37	
GWC-38	
GWA-39	
GWA-40	
GWA-41	
GWA-42	

Well Inspection

Site Name: _Plant Scherer_____ Date: _2/23/2026_____

Permit Number:___NA_____ Field Conditions: ____Good_____

Well ID:	Corrective actions as needed, by date:
GWA-43	
GWA-44A	
GWA-54	
GWC-1	
GWC-2	
GWC-3	
GWC-4	
GWC-5	
GWC-6	
GWC-7	
GWC-8A	
GWC-9	
GWC-10	
GWC-11	
GWC-12	
GWC-13	
GWC-14	
GWA-15	
GWA-16	
GWA-17	
GWC-18	
GWC-19	
GWC-20	
GWA-21	
GWA-22	
GWC-29	
GWA-45	
GWA-46	
GWA-47	
GWA-48	
GWA-49	
GWC-50	
GWC-51	
GWC-52	
GWC-53	

APPENDIX C

Well Maintenance and Repair Documentation Memorandum

TECHNICAL MEMORANDUM

DATE August 31, 2026

TO Joju Abraham, PG
Southern Company Services

CC Ben Hodges, Georgia Power Company

FROM WSP USA Inc.

PLANT SCHERER ASH POND 1 – WELL MAINTENANCE AND REPAIR DOCUMENTATION

GEORGIA POWER COMPANY

WSP USA Inc. (WSP) has prepared this memorandum to provide documentation of groundwater monitoring well maintenance and/or repair performed at Plant Scherer Ash Pond 1 during the semi-annual reporting period. Repairs and maintenance were completed in accordance with the Georgia Environmental Protection Division (GAEPD) guidance on routine visual inspections of groundwater monitoring wells.

Table 1: Plant Scherer Ash Pond 1 – Well Maintenance Summary

Georgia Power Site/Unit	Date Performed	Well ID	Maintenance/Repair Performed
Scherer / AP1	05/2026	SGWC-9	Replaced protective cover lid.

All maintenance and repairs are also documented in the 2026 semi-annual groundwater monitoring report.

WSP USA Inc.

Dawn L. Prell
Technical Principal, Hydrogeologist

Rhonda N. Quinn,
PG *Senior Geologist*

Southern Company CFS
Plant Scherer May 2026 Well O&M (May 27th)

Scherer AP1:

SGWC-9 – Replaced protective cover lid.

Southern Company

APPENDIX D

Statistical Analyses

GROUNDWATER STATS CONSULTING

August 31, 2026

Southern Company Services
Attn: Mr. Joju Abraham
241 Ralph McGill Blvd NE, Bin 10160
Atlanta, Georgia 30308-3374

Re: Plant Scherer Ash Pond (AP)
Statistical Analysis – February/March 2026 Sample Event

Dear Mr. Abraham,

Groundwater Stats Consulting, formerly the statistical consulting division of Sanitas Technologies, is pleased to provide the February/March 2026 Semi-Annual Groundwater Detection and Assessment Monitoring of groundwater data for Georgia Power Company's Plant Scherer AP. The analysis complies with the federal rule for the Disposal of Coal Combustion Residuals (CCR) from Electric Utilities (CCR Rule, 2015), the Georgia Environmental Protection Division (EPD) Rules for Solid Waste Management Chapter 391-3-4-.10, and follows the United States Environmental Protection Agency (USEPA) Unified Guidance (2009).

Sampling for the Appendix III and IV parameters began in 2016, and at least 8 background samples were collected at each of the groundwater monitoring wells. Sampling is conducted on a semi-annual basis for all constituents. A list of all parameters is provided below.

The monitoring well network, as provided by Southern Company Services, consists of the following:

- **Upgradient well:** SGWA-1, SGWA-2, SGWA-3, SGWA-4, SGWA-5, SGWA-24, and SGWA-25
- **Downgradient wells:** SGWC-6, SGWC-7, SGWC-8, SGWC-9, SGWC-10, SGWC-10A, SGWC-11, SGWC-12, SGWC-13, SGWC-14, SGWC-15,

SGWC-16, SGWC-17, SGWC-18, SGWC-19, SGWC-20, SGWC-21, SGWC-22, and SGWC-23

- **Assessment Wells:** PZ-13S, PZ-14S, PZ-17I, PZ-29S, PZ-30I, PZ-39S, PZ-40I, PZ-41S, PZ-42I, PZ-43S, PZ-44I, PZ-69I, and PZ-70

Note that downgradient wells SGWC-10 and SGWC-18 were dry during the February/March 2026 sampling event; therefore, these well/constituent pairs were plotted on time series graphs and box plots and evaluated with confidence intervals for Appendix IV parameters, but were not evaluated with interwell prediction limits for Appendix III parameters. Downgradient well SGWC-10A was sampled for the first time during the February/March 2026 sample event, and has been sampled a maximum of 2 times. This well is included on time series and box plots and will be evaluated with interwell prediction limits and confidence intervals once a minimum of 8 observations has been collected.

Many assessment wells were first sampled as early as October 2018 and all data are included on the time series graphs and box plots. These well/constituent pairs are formally evaluated for Appendix IV constituents using confidence intervals which require a minimum of 4 samples. Assessment well PZ-70 was first sampled in July 2025 and currently has a maximum of 3 samples, including the resamples collected in September 2025 for cobalt and pH. Assessment wells PZ-29S and PZ-30I have a minimum of 4 samples; therefore, these data are included on the time series graphs and box plots, and are also analyzed with confidence intervals.

Data were sent electronically to Groundwater Stats Consulting, and the statistical analysis was reviewed by Andrew Collins, Project Manager for Groundwater Stats Consulting. The analysis is prepared according to the recommended statistical methodology provided in the Fall 2017 by Dr. Kirk Cameron, PhD Statistician with MacStat Consulting, primary author of the USEPA Unified Guidance.

The CCR program monitors the constituents listed below. The terms "parameters" and "constituents" are used interchangeably.

- **Appendix III** (Detection Monitoring) **-** boron, calcium, chloride, fluoride, pH, sulfate, and TDS
- **Appendix IV** (Assessment Monitoring) **–** antimony, arsenic, barium, beryllium, cadmium, chromium, cobalt, combined radium 226 + 228 fluoride, lead, lithium, mercury, molybdenum, selenium, and thallium

Note that when there are no detections present in downgradient wells for a given constituent, statistical analyses are not required. A list of Appendix IV downgradient well/constituent pairs containing 100% non-detects follows this letter. For all constituents, a substitution of the most recent reporting limit is used for non-detect data. This generally gives the most conservative limit in each case. Due to elevated reporting limits above the MCL for lithium during the August 2024 sample event and fluoride during the February 2025 sample event, the most recent reporting limits of 0.02 mg/L and 0.2 mg/L, respectively, were substituted across all wells in order to maintain conservative (i.e., lower) limits from a regulatory perspective.

Time series plots for Appendix III and IV parameters at all wells are provided for the purpose of screening data at these wells (Figure A). Additionally, a separate section of box plots is included for all constituents at upgradient and downgradient wells (Figure B). The time series plots are used to initially screen for suspected outliers and trends, while the box plots provide visual representation of variation within individual wells and between all wells. Values in background which have been flagged as outliers may be seen in a lighter font and as a disconnected symbol on the graphs. A summary of flagged outliers follows this report (Figure C).

Based on a previous screening, data at all wells for constituents detected in downgradient wells were evaluated for the following: 1) outliers; 2) trends; 3) most appropriate statistical method based on site characteristics of groundwater data upgradient of the facility; and 4) eligibility of downgradient wells when intrawell statistical methods are recommended. Power curves were provided with the screening to demonstrate that the selected statistical methods for the parameters listed above comply with the USEPA Unified Guidance and the Georgia Environmental Protection Division Rules for Solid Waste Management Chapter 391-3-4-.10. The EPA suggests the selected statistical method should provide at least 55% power at 3 standard deviations or at least 80% power at 4 standard deviations.

The original background screening was conducted in 2017 by MacStat Consulting. Values identified as outliers were flagged in the database and excluded prior to construction of statistical limits. Interwell prediction limits, combined with a 1-of-2 resample plan, were recommended for all Appendix III constituents.

Interwell tests, which compare downgradient well data to statistical limits constructed from pooled upgradient well data, are appropriate when average concentrations are similar across upgradient wells. Intrawell tests, which compare compliance data from a single well to screened historical data within the same well, are appropriate when upgradient wells exhibit spatial variation; when statistical limits constructed from

upgradient wells would not be conservative from a regulatory perspective; and when downgradient water quality is unimpacted compared to upgradient water quality for the same parameter. While data were further tested for intrawell eligibility during the screening, interwell methods were recommended for all Appendix III constituents in accordance with Georgia EPD requirements.

Summary of Statistical Methods:

Based on the evaluation for state and federal regulatory requirements, the following methods were selected for Appendix III and IV constituents:

- Appendix III: Interwell prediction limits, combined with a 1-of-2 resample plan for boron, calcium, chloride, fluoride, pH, sulfate, and TDS
- Appendix IV: Confidence intervals on downgradient well data compared against Ground Water Protection Standards (GWPS) for each Appendix IV constituent

The distribution of data is tested using the Shapiro-Wilk/Shapiro-Francia test for normality. Parametric prediction limits (or tolerance limits or confidence intervals as applicable) are utilized when the screened historical data follow a normal or transformed-normal distribution. When data cannot be normalized or the majority of data are non-detects, a nonparametric test is utilized. While the false positive rate associated with the parametric limits is based on an annual 10% (5% per semi-annual event) as recommended by the EPA Unified Guidance (2009), the false positive rate associated with the nonparametric limits is dependent upon the available background sample size, number of future comparisons, and verification resample plan. The following approaches are used for handling non-detects (USEPA, 2009):

- No statistical analyses are required on wells and analytes containing 100% non-detects (USEPA Unified Guidance, 2009, Chapter 6).
- When data contain <15% non-detects, simple substitution of one-half the reporting limit is utilized in the statistical analysis. The reporting limit utilized for non-detects is the most recent practical quantification limit (PQL) as reported by the laboratory.
- When data contain between 15-50% non-detects, the Kaplan-Meier non-detect adjustment is applied to the background data for parametric limits. This technique adjusts the mean and standard deviation of the historical concentrations to account for concentrations below the reporting limit.
- Nonparametric prediction limits are used on data containing greater than 50% non-detects.

Natural systems continuously evolve due to physical changes made to the environment. Examples include capping a landfill, paving areas near a well, or lining a drainage channel to prevent erosion. Periodic updating of background statistical limits is necessary to accommodate these types of changes. In the interwell case, prediction limits are updated with upgradient well data during each event after screening for any new outliers. In some cases, deselecting the earlier portion of data may be necessary prior to construction of limits so that resulting statistical limits are conservative (lower) from a regulatory perspective and capable of rapidly detecting changes in groundwater quality. Even though the data are excluded from the calculation, the values will continue to be reported and shown in tables and graphs.

For Appendix III detection monitoring parameters, compliance is determined by comparing the most recent observation to a background prediction limit. The corresponding trend tests for evaluating prediction limit exceedances of Appendix III parameters are performed at the 99% confidence level to provide a high level of confidence against false positives. For Appendix IV assessment monitoring parameters, however, compliance is assessed by comparing a full (or truncated) period of record to a GWPS using a confidence interval. The corresponding trend tests for evaluating confidence interval exceedances of Appendix IV constituents are performed at the 95% confidence level to provide greater capability of identifying potential trends than the 99% confidence level. Additionally, the 95% confidence level is recommended in cases with limited sample sizes and, particularly, for new assessment wells.

Summary of Background Update Conducted in February 2025

Outlier Analysis

Time series plots were used to identify suspected outliers, or values that would result in limits that are not representative of the current background data population. Suspected outliers at upgradient wells for Appendix III and Appendix IV parameters were formally tested using Tukey's box plot method and, when identified, flagged in the computer database with "o" and deselected prior to construction of statistical limits. When the most recent value is identified as an outlier, values are often not flagged in the database at this time as the measurements may represent a possible trend. If future values do not remain at similar concentrations, these values will be flagged as outliers and deselected.

Using the Tukey's box plot method and visual screening, the previously flagged value for fluoride at upgradient well SGWA-4 was confirmed. Tukey's test identified several other outliers; however, these measurements were not flagged in the database as the measurements appeared to be representative of remaining observations among pooled

upgradient concentrations and would not drastically change resulting limits if flagged. When any values are flagged in the database as outliers, the measurements are plotted in a disconnected and lighter symbol on the time series graph. The accompanying data pages will display the flagged value in a lighter font as well.

Seasonality

No obvious seasonal patterns were observed on the time series plots for any of the detected data; therefore, no deseasonalizing adjustments were made to the data. When seasonal patterns are observed, data may be deseasonalized so that the resulting limits will correctly account for the seasonality as a predictable pattern rather than spatial variation or a release.

Trend Test Evaluation

While trends can be identified by visual inspection, a quantification of the trend and its statistical significance is needed. The Sen's Slope/Mann Kendall trend test was used to evaluate all data at each upgradient well to identify statistically significant increasing or decreasing trends. In the absence of suspected contamination, significant trending data are typically not included as part of the background data used for construction of prediction limits. This step serves to eliminate the trend and, thus, reduce variation in background. When statistically significant decreasing trends are present, all available data are evaluated to determine whether earlier concentration levels are significantly different than current reported concentrations and will be deselected as necessary. When any records of data are truncated for the reasons above, a summary report will be provided to show the date ranges used in construction of the statistical limits. The following statistically significant trends were identified at upgradient wells:

Appendix III
Increasing:

- Calcium: SGWA-2, SGWA-3, SGWA-4, SGWA-5, and SGWA-24
- Chloride: SGWA-24
- pH: SGWA-3
- TDS: SGWA-4

Decreasing:

- Chloride: SGWA-3
- pH: SGWA-4
- Sulfate: SGWA-3 and SGWA-4

Appendix IV
Increasing:

- Barium: SGWA-3, SGWA-4, SGWA-5, SGWA-24, and SGWA-25
- Chromium: SGWA-2, SGWA-3, SGWA-4, and SGWA-24

Decreasing:

- Barium: SGWA-1
- Beryllium: SGWA-1
- Cobalt: SGWA-1 and SGWA-25

The results of the trend analyses showed several statistically significant decreasing and increasing trends for the Appendix III and IV parameters. However, the trends noted were relatively low in magnitude compared to average pooled upgradient concentrations and, therefore, no adjustments were made to the data sets at this time. If the observed decreasing or increasing trends persist over a longer time frame and influence resulting statistical limits, some records may need to be truncated. Exceptions include the trends for cobalt at upgradient wells SGWA-1 and SGWA-25; therefore, earlier observations from these records were truncated prior to constructing statistical limits.

Statistical Analysis of Appendix III Parameters – February 2026

All Appendix III parameters were analyzed using interwell prediction limits. Values in background which have been flagged as outliers may be seen in a lighter font and as a disconnected symbol on the graphs. Data from upgradient wells for Appendix III parameters are reassessed for outliers during each analysis. The previously flagged value of fluoride at upgradient well SGWA-4 was confirmed with visual screening, and no additional outliers for Appendix III parameters were flagged. A summary of flagged outliers follows this report.

Interwell Prediction Limits

Interwell prediction limits, combined with a 1-of-2 resample plan, were constructed using all historical upgradient well data through February 2026 (Figure D). Interwell prediction limits pool upgradient well data to establish a background limit for an individual constituent. The February 2026 samples from each downgradient well are compared to the background limit to determine whether initial exceedances are present.

In the event of an initial exceedance of compliance well data, the 1-of-2 resample plan allows for collection of one additional sample to determine whether the initial exceedance is confirmed. When a resample confirms the initial exceedance, a statistically significant increase is identified, and further research would be required to identify the cause of the

exceedance (i.e., impact from the site, natural variation, or an off-site source). If the resample falls within the statistical limit, the initial exceedance is considered a false positive result; therefore, no exceedance is noted, and no further action is necessary. If no resample is collected, the original result is considered a confirmed exceedance.

A summary table of the interwell prediction limits follows this letter and includes a list of exceedances. The following prediction limit exceedances were identified for Appendix III parameters:

- Boron: SGWC-9, SGWC-11, SGWC-13, SGWC-14, SGWC-15, SGWC-16, SGWC-17, SGWC-19, SGWC-20, SGWC-21, SGWC-22, and SGWC-23
- Calcium: SGWC-8, SGWC-9, SGWC-12, SGWC-13, SGWC-14, SGWC-17, SGWC-19, and SGWC-21
- Chloride: SGWC-7, SGWC-8, SGWC-9, SGWC-11, SGWC-12, SGWC-13, SGWC-14, SGWC-15, SGWC-16, SGWC-17, SGWC-19, SGWC-20, SGWC-21, SGWC-22, and SGWC-23
- Fluoride: SGWC-7, SGWC-8, SGWC-11, SGWC-15, SGWC-19, SGWC-20, and SGWC-21
- pH (lower limit): SGWC-15 and SGWC-20
- Sulfate: SGWC-7, SGWC-8, SGWC-9, SGWC-11, SGWC-12, SGWC-13, SGWC-14, SGWC-15, SGWC-16, SGWC-17, SGWC-19, SGWC-20, SGWC-21, SGWC-22, and SGWC-23
- TDS: SGWC-8, SGWC-9, SGWC-12, SGWC-13, SGWC-14, SGWC-15, SGWC-17, SGWC-19, SGWC-20, and SGWC-21

<u>Trend Test Evaluation – Appendix III</u>

When prediction limit exceedances are identified in downgradient wells, data are further evaluated using the Sen's Slope/Mann Kendall trend test at the 99% confidence level to determine whether concentrations are statistically increasing, decreasing, or stable (Figure E). Upgradient wells are included in the trend analyses for all parameters found to exceed their prediction limit in downgradient wells to identify whether similar patterns exist upgradient of the site, which is an indication of variability in groundwater unrelated to practices at the site. A summary of the trend test results including a list of statistically significant trends follows this letter. Statistically significant trends were noted for the following well/constituent pairs:

Increasing

- Boron: SGWC-11, SGWC-13, SGWC-16, and SGWC-22

- Calcium: SGWA-2, SGWA-3, SGWA-4, SGWA-5, SGWA-24 (all upgradient), SGWC-12, SGWC-13, SGWC-17, SGWC-19, and SGWC-21
- Chloride: SGWA-24 (upgradient), SGWC-9, SGWC-11, SGWC-12, SGWC-13, SGWC-14, SGWC-15, and SGWC-16
- pH: SGWA-3 (upgradient)
- Sulfate: SGWC-12, SGWC-13, SGWC-14, SGWC-16, SGWC-17, SGWC-19, and SGWC-21
- TDS: SGWA-4, SGWA-24 (both upgradient), SGWC-12, SGWC-13, SGWC-14, SGWC-17, SGWC-19, and SGWC-21

Decreasing

- Boron: SGWC-20 and SGWC-23
- Calcium: SGWC-9
- Chloride: SGWC-7 and SGWC-20
- Fluoride: SGWC-20
- pH: SGWA-4 (upgradient)
- Sulfate: SGWA-3, SGWA-4 (both upgradient), SGWC-7, SGWC-9, and SGWC-23
- TDS: SGWC-8 and SGWC-9

Statistical Analysis of Appendix IV Parameters – February/March 2026

For Appendix IV parameters, confidence intervals for each downgradient well/constituent were compared against corresponding GWPS. GWPS were developed as described below. Downgradient well/constituent pairs containing 100% non-detects do not require analysis.

Data from upgradient wells for Appendix IV parameters are reassessed for outliers during each analysis. The most recent reported value for thallium in upgradient well SGWA-5 exceeded the maximum contaminant level and was, therefore, flagged during this analysis in order to maintain limits that are conservative (i.e., lower) from a regulatory perspective. If further studies indicate the flagged measurement represents variation in groundwater quality, the values will be re-evaluated for construction of interwell upper tolerance limits. As mentioned above, the previously flagged value of fluoride at SGWA-4 was confirmed by visual screening, and a summary of flagged outliers follows this report (Figure C).

Additionally, downgradient well data through March 2026 were screened through visual screening using time series graphs. Since the downgradient well data are used to construct confidence intervals, values that are marginally high relative to the rest of the

data are retained unless there is particular justification for excluding the measurements. No adjustments to previously flagged outliers were made during this analysis.

Interwell Upper Tolerance Limits

Interwell tolerance limits were used to calculate site-specific background limits from all available pooled upgradient well data through March 2026 for Appendix IV constituents. Parametric tolerance limits are calculated, with a target of 95% confidence and 95% coverage, when data follow a normal or transformed-normal distribution. When data contained greater than 50% non-detects or did not follow a normal or transformed-normal distribution, non-parametric tolerance limits were used. As mentioned above, the records for cobalt at upgradient well SGWA-1 and SGWA-25 were truncated to use more recent and stable concentrations to establish an interwell tolerance limit (USEPA Unified Guidance, 2009, Chapter 5). Trend tests for cobalt at upgradient wells SGWA-1 and SGWA-25 using both the truncated portion of their record and the full record follow this letter (Figure F). A summary of interwell tolerance limits (Figure G) and a list of well/constituent pairs using a truncated portion of their record follows this report (Date Ranges Table).

Groundwater Protection Standards

The background limits were then used when determining the groundwater protection standard (GWPS) under 40 CFR §257.95(h) and Georgia EPD Rule 391-3-4-.10(6)(a). On July 30, 2018, US EPA revised the Federal CCR rule updating GWPS for cobalt, lead, lithium, and molybdenum as described above in 40 CFR §257.95(h)(2). Effective on February 22, 2022, Georgia EPD incorporated the updated GWPS into the current Georgia EPD Rules for Solid Waste Management 391-3-4-.10(6)(a). In accordance with the updated Rules, the GWPS is:

- The maximum contaminant level (MCL) established under §141.62 and §141.66 of this title
- Where an MCL has not been established for a constituent, Federal and State CCR Rules specify levels for cobalt (0.006 mg/L), lead (0.015 mg/L), lithium (0.040 mg/L), and molybdenum (0.100 mg/L)
- The respective background level for a constituent when the background level is higher than the MCL or Federal CCR Rule identified GWPS

Following Georgia EPD Rule requirements and the Federal CCR requirements, GWPS were established for statistical comparison of Appendix IV constituents for this sample event (Figure H).

Confidence Intervals

To complete the statistical comparison to GWPS, confidence intervals were constructed for each of the Appendix IV constituents in downgradient wells with a minimum of 8 samples and assessment wells with a minimum of 4 samples (Figure I).

Confidence intervals were calculated, either parametric or nonparametric, depending on the data distribution and percentage of non-detects. When data followed a normal or transformed-normal distribution, parametric confidence intervals were used for Appendix IV parameters. Nonparametric confidence intervals, which use the largest and smallest order statistics depending on the sample size as interval limits, were constructed when data did not follow a normal or transformed-normal distribution or when there were greater than 50% non-detects. The lower confidence limit, which is constructed with 99% confidence for parametric confidence intervals, is compared to the GWPS prepared as described above. The confidence level associated with nonparametric confidence intervals is dependent upon the number of samples available.

Only when the entire confidence interval is above a GWPS is the downgradient well/constituent pair considered to exceed its respective standard. If there is an exceedance of the GWPS, a statistically significant level (SSL) exceedance is identified. Summaries of the confidence interval results, along with graphical comparison against GWPS follow this letter. Exceedances were noted for the following well/constituent pairs:

- Cobalt: SGWC-10, SGWC-11, SGWC-14, SGWC-15, SGWC-18, and SGWC-20

Trend Test Evaluation – Appendix IV

Data at wells with confidence interval exceedances are further evaluated using the Sen's Slope/Mann Kendall trend test at the 95% confidence level to determine whether concentrations are statistically increasing, decreasing, or stable (Figure J). Upgradient wells are included in the trend analyses to identify whether similar patterns exist upgradient of the site for the same constituents. When similar patterns exist upgradient of the site, it is an indication of variability in groundwater which may be unrelated to practices at the site. A summary of the Appendix IV trend test results follows this letter, and statistically significant trends were identified for the following well/constituent pairs:

Increasing

- None

Decreasing

- Cobalt: SGWC-11, SGWC-18, and SGWC-20

Summary

Observations from the February/March 2026 sample event at Scherer AP were compared to established interwell prediction limits for all Appendix III constituents. Exceedances were identified for the following well/constituent pairs:

- Boron: SGWC-9, SGWC-11, SGWC-13, SGWC-14, SGWC-15, SGWC-16, SGWC-17, SGWC-19, SGWC-20, SGWC-21, SGWC-22, and SGWC-23
- Calcium: SGWC-8, SGWC-9, SGWC-12, SGWC-13, SGWC-14, SGWC-17, SGWC-19, and SGWC-21
- Chloride: SGWC-7, SGWC-8, SGWC-9, SGWC-11, SGWC-12, SGWC-13, SGWC-14, SGWC-15, SGWC-16, SGWC-17, SGWC-19, SGWC-20, SGWC-21, SGWC-22, and SGWC-23
- Fluoride: SGWC-7, SGWC-8, SGWC-11, SGWC-15, SGWC-19, SGWC-20, and SGWC-21
- pH (lower limit): SGWC-15 and SGWC-20
- Sulfate: SGWC-7, SGWC-8, SGWC-9, SGWC-11, SGWC-12, SGWC-13, SGWC-14, SGWC-15, SGWC-16, SGWC-17, SGWC-19, SGWC-20, SGWC-21, SGWC-22, and SGWC-23
- TDS: SGWC-8, SGWC-9, SGWC-12, SGWC-13, SGWC-14, SGWC-15, SGWC-17, SGWC-19, SGWC-20, and SGWC-21

When confidence intervals were constructed on downgradient wells for Appendix IV constituents and compared to respective GWPS, the following exceedances were identified:

- Cobalt: SGWC-10, SGWC-11, SGWC-14, SGWC-15, SGWC-18, and SGWC-20

Thank you for the opportunity to assist you in the statistical analysis of groundwater quality for Plant Scherer AP. If you have any questions or comments, please feel free to contact us.

For Groundwater Stats Consulting,

Easton Rayner
Groundwater Analyst

Andrew Collins
Project Manager

Table of Contents

Summary Tables	15
Figure A. Time Series	38
Figure B. Box Plots	333
Figure C. Outlier Summary	355
Figure D. Interwell Prediction Limits	357
Figure E. Appendix III Trend Tests - Prediction Limit Exceedances	428
Figure F. Cobalt SGWA-1 & SGWA-25 Trend Tests	462
Figure G. Upper Tolerance Limits	467
Figure H. Groundwater Protection Standards	477
Figure I. Confidence Intervals	479
Figure J. Appendix IV Trend Tests - Confidence Interval Exceedances	577

Summary Tables

Sanitas™ v.10.1.06 Software licensed to Groundwater Stats Consulting. UG

Date Ranges

Date: 4/13/2026 12:50 PM

Plant Scherer Client: Southern Company Data: Scherer AP

Cobalt (mg/L)

SGWA-1 overall:10/5/2018-3/2/2026

SGWA-25 overall:9/14/2020-2/20/2026

100% Non-Detects: Appendix IV Downgradient & Assessment

Analysis Run 4/13/2026 9:57 AM View: Confidence Intervals
Plant Scherer Client: Southern Company Data: Scherer AP

Antimony (mg/L)
SGWC-6, SGWC-8, SGWC-9, SGWC-11, SGWC-12, SGWC-14, SGWC-15, SGWC-16, SGWC-17, PZ-14S, PZ-39S, PZ-41S, PZ-43S, PZ-44I, PZ-69I, PZ-70, PZ-29S, PZ-30I, SGWC-10A

Arsenic (mg/L)
PZ-13S, PZ-14S, PZ-17I, PZ-40I, PZ-41S, PZ-43S, PZ-44I, PZ-70, PZ-29S, PZ-30I

Beryllium (mg/L)
SGWC-12, SGWC-21, SGWC-23, PZ-13S, PZ-14S, PZ-17I, PZ-39S, PZ-40I, PZ-41S, PZ-42I, PZ-43S, PZ-44I, PZ-69I, PZ-70, PZ-29S, PZ-30I

Cadmium (mg/L)
SGWC-7, SGWC-9, SGWC-10, SGWC-12, SGWC-13, SGWC-17, SGWC-22, SGWC-23, PZ-13S, PZ-14S, PZ-17I, PZ-39S, PZ-40I, PZ-41S, PZ-42I, PZ-43S, PZ-44I, PZ-69I, PZ-70, PZ-29S, PZ-30I

Chromium (mg/L)
SGWC-6, SGWC-11, PZ-40I, PZ-69I, PZ-70, PZ-29S, SGWC-10A

Cobalt (mg/L)
PZ-17I, PZ-29S

Lead (mg/L)
SGWC-9, SGWC-11, PZ-14S, PZ-17I, PZ-39S, PZ-40I, PZ-41S, PZ-43S, PZ-44I, PZ-69I, PZ-70, PZ-29S, PZ-30I

Lithium (mg/L)
PZ-29S, PZ-30I, SGWC-10A

Mercury (mg/L)
SGWC-19, PZ-14S, PZ-17I, PZ-39S, PZ-40I, PZ-41S, PZ-42I, PZ-43S, PZ-69I, PZ-70, PZ-29S, PZ-30I, SGWC-10A

Molybdenum (mg/L)
SGWC-10, SGWC-11, SGWC-13, SGWC-15, SGWC-17, SGWC-18, SGWC-19, SGWC-20, SGWC-21, SGWC-22, PZ-13S, PZ-14S, PZ-17I, PZ-41S, PZ-44I, PZ-29S, PZ-30I

Selenium (mg/L)
SGWC-8, SGWC-9, SGWC-10, SGWC-21, SGWC-22, PZ-13S, PZ-14S, PZ-43S, PZ-69I, PZ-70, PZ-29S, PZ-30I, SGWC-10A

Thallium (mg/L)
SGWC-19, SGWC-21, PZ-13S, PZ-14S, PZ-17I, PZ-39S, PZ-40I, PZ-42I, PZ-43S, PZ-44I, PZ-69I, PZ-70, PZ-29S, PZ-30I

Interwell Prediction Limits - Significant Results

Plant Scherer Client: Southern Company Data: Scherer AP Printed 4/7/2026, 9:09 AM

Constituent	Well	Upper Lim.	Lower Lim.	Date	Observ.	Sig.	Bg N	%NDs	Transform	Alpha	Method
Boron (mg/L)	SGWC-9	0.18	n/a	2/25/2026	1.3	Yes	182	88.46	n/a	0.00005926	NP Inter (NDs) 1 of 2
Boron (mg/L)	SGWC-11	0.18	n/a	2/18/2026	0.98	Yes	182	88.46	n/a	0.00005926	NP Inter (NDs) 1 of 2
Boron (mg/L)	SGWC-13	0.18	n/a	2/18/2026	1.2	Yes	182	88.46	n/a	0.00005926	NP Inter (NDs) 1 of 2
Boron (mg/L)	SGWC-14	0.18	n/a	2/19/2026	1.5	Yes	182	88.46	n/a	0.00005926	NP Inter (NDs) 1 of 2
Boron (mg/L)	SGWC-15	0.18	n/a	2/17/2026	1.4	Yes	182	88.46	n/a	0.00005926	NP Inter (NDs) 1 of 2
Boron (mg/L)	SGWC-16	0.18	n/a	2/18/2026	0.89	Yes	182	88.46	n/a	0.00005926	NP Inter (NDs) 1 of 2
Boron (mg/L)	SGWC-17	0.18	n/a	2/18/2026	0.47	Yes	182	88.46	n/a	0.00005926	NP Inter (NDs) 1 of 2
Boron (mg/L)	SGWC-19	0.18	n/a	2/18/2026	2	Yes	182	88.46	n/a	0.00005926	NP Inter (NDs) 1 of 2
Boron (mg/L)	SGWC-20	0.18	n/a	2/17/2026	1.7	Yes	182	88.46	n/a	0.00005926	NP Inter (NDs) 1 of 2
Boron (mg/L)	SGWC-21	0.18	n/a	2/18/2026	1.3	Yes	182	88.46	n/a	0.00005926	NP Inter (NDs) 1 of 2
Boron (mg/L)	SGWC-22	0.18	n/a	2/19/2026	0.38	Yes	182	88.46	n/a	0.00005926	NP Inter (NDs) 1 of 2
Boron (mg/L)	SGWC-23	0.18	n/a	2/19/2026	0.3	Yes	182	88.46	n/a	0.00005926	NP Inter (NDs) 1 of 2
Calcium (mg/L)	SGWC-8	23	n/a	2/19/2026	39	Yes	182	0	n/a	0.00005926	NP Inter (normality) 1 of 2
Calcium (mg/L)	SGWC-9	23	n/a	2/25/2026	29	Yes	182	0	n/a	0.00005926	NP Inter (normality) 1 of 2
Calcium (mg/L)	SGWC-12	23	n/a	2/18/2026	27	Yes	182	0	n/a	0.00005926	NP Inter (normality) 1 of 2
Calcium (mg/L)	SGWC-13	23	n/a	2/18/2026	34	Yes	182	0	n/a	0.00005926	NP Inter (normality) 1 of 2
Calcium (mg/L)	SGWC-14	23	n/a	2/19/2026	30	Yes	182	0	n/a	0.00005926	NP Inter (normality) 1 of 2
Calcium (mg/L)	SGWC-17	23	n/a	2/18/2026	77	Yes	182	0	n/a	0.00005926	NP Inter (normality) 1 of 2
Calcium (mg/L)	SGWC-19	23	n/a	2/18/2026	38	Yes	182	0	n/a	0.00005926	NP Inter (normality) 1 of 2
Calcium (mg/L)	SGWC-21	23	n/a	2/18/2026	42	Yes	182	0	n/a	0.00005926	NP Inter (normality) 1 of 2
Chloride (mg/L)	SGWC-7	3.353	n/a	2/20/2026	3.9	Yes	182	0	x^(1/3)	0.000418	Param Inter 1 of 2
Chloride (mg/L)	SGWC-8	3.353	n/a	2/19/2026	15	Yes	182	0	x^(1/3)	0.000418	Param Inter 1 of 2
Chloride (mg/L)	SGWC-9	3.353	n/a	2/25/2026	17	Yes	182	0	x^(1/3)	0.000418	Param Inter 1 of 2
Chloride (mg/L)	SGWC-11	3.353	n/a	2/18/2026	12	Yes	182	0	x^(1/3)	0.000418	Param Inter 1 of 2
Chloride (mg/L)	SGWC-12	3.353	n/a	2/18/2026	9.6	Yes	182	0	x^(1/3)	0.000418	Param Inter 1 of 2
Chloride (mg/L)	SGWC-13	3.353	n/a	2/18/2026	17	Yes	182	0	x^(1/3)	0.000418	Param Inter 1 of 2
Chloride (mg/L)	SGWC-14	3.353	n/a	2/19/2026	19	Yes	182	0	x^(1/3)	0.000418	Param Inter 1 of 2
Chloride (mg/L)	SGWC-15	3.353	n/a	2/17/2026	15	Yes	182	0	x^(1/3)	0.000418	Param Inter 1 of 2
Chloride (mg/L)	SGWC-16	3.353	n/a	2/18/2026	10	Yes	182	0	x^(1/3)	0.000418	Param Inter 1 of 2
Chloride (mg/L)	SGWC-17	3.353	n/a	2/18/2026	7.7	Yes	182	0	x^(1/3)	0.000418	Param Inter 1 of 2
Chloride (mg/L)	SGWC-19	3.353	n/a	2/18/2026	9.8	Yes	182	0	x^(1/3)	0.000418	Param Inter 1 of 2
Chloride (mg/L)	SGWC-20	3.353	n/a	2/17/2026	8.2	Yes	182	0	x^(1/3)	0.000418	Param Inter 1 of 2
Chloride (mg/L)	SGWC-21	3.353	n/a	2/18/2026	5	Yes	182	0	x^(1/3)	0.000418	Param Inter 1 of 2
Chloride (mg/L)	SGWC-22	3.353	n/a	2/19/2026	8.6	Yes	182	0	x^(1/3)	0.000418	Param Inter 1 of 2
Chloride (mg/L)	SGWC-23	3.353	n/a	2/19/2026	7.3	Yes	182	0	x^(1/3)	0.000418	Param Inter 1 of 2
Fluoride (mg/L)	SGWC-7	0.24	n/a	2/20/2026	0.31	Yes	209	55.02	n/a	0.00004906	NP Inter (NDs) 1 of 2
Fluoride (mg/L)	SGWC-8	0.24	n/a	2/19/2026	0.75	Yes	209	55.02	n/a	0.00004906	NP Inter (NDs) 1 of 2
Fluoride (mg/L)	SGWC-11	0.24	n/a	2/18/2026	0.31	Yes	209	55.02	n/a	0.00004906	NP Inter (NDs) 1 of 2
Fluoride (mg/L)	SGWC-15	0.24	n/a	2/17/2026	0.3	Yes	209	55.02	n/a	0.00004906	NP Inter (NDs) 1 of 2
Fluoride (mg/L)	SGWC-19	0.24	n/a	2/18/2026	0.29	Yes	209	55.02	n/a	0.00004906	NP Inter (NDs) 1 of 2
Fluoride (mg/L)	SGWC-20	0.24	n/a	2/17/2026	0.47	Yes	209	55.02	n/a	0.00004906	NP Inter (NDs) 1 of 2
Fluoride (mg/L)	SGWC-21	0.24	n/a	2/18/2026	0.29	Yes	209	55.02	n/a	0.00004906	NP Inter (NDs) 1 of 2
pH, Field (SU)	SGWC-15	7.01	5.09	2/17/2026	4.75	Yes	219	0	n/a	0.00009812	NP Inter (normality) 1 of 2
pH, Field (SU)	SGWC-20	7.01	5.09	2/17/2026	4.22	Yes	219	0	n/a	0.00009812	NP Inter (normality) 1 of 2
Sulfate (mg/L)	SGWC-7	3.75	n/a	2/20/2026	5.3	Yes	182	47.25	n/a	0.00005926	NP Inter (normality) 1 of 2
Sulfate (mg/L)	SGWC-8	3.75	n/a	2/19/2026	35	Yes	182	47.25	n/a	0.00005926	NP Inter (normality) 1 of 2
Sulfate (mg/L)	SGWC-9	3.75	n/a	2/25/2026	110	Yes	182	47.25	n/a	0.00005926	NP Inter (normality) 1 of 2
Sulfate (mg/L)	SGWC-11	3.75	n/a	2/18/2026	48	Yes	182	47.25	n/a	0.00005926	NP Inter (normality) 1 of 2
Sulfate (mg/L)	SGWC-12	3.75	n/a	2/18/2026	110	Yes	182	47.25	n/a	0.00005926	NP Inter (normality) 1 of 2
Sulfate (mg/L)	SGWC-13	3.75	n/a	2/18/2026	170	Yes	182	47.25	n/a	0.00005926	NP Inter (normality) 1 of 2
Sulfate (mg/L)	SGWC-14	3.75	n/a	2/19/2026	220	Yes	182	47.25	n/a	0.00005926	NP Inter (normality) 1 of 2
Sulfate (mg/L)	SGWC-15	3.75	n/a	2/17/2026	230	Yes	182	47.25	n/a	0.00005926	NP Inter (normality) 1 of 2
Sulfate (mg/L)	SGWC-16	3.75	n/a	2/18/2026	96	Yes	182	47.25	n/a	0.00005926	NP Inter (normality) 1 of 2
Sulfate (mg/L)	SGWC-17	3.75	n/a	2/18/2026	350	Yes	182	47.25	n/a	0.00005926	NP Inter (normality) 1 of 2
Sulfate (mg/L)	SGWC-19	3.75	n/a	2/18/2026	270	Yes	182	47.25	n/a	0.00005926	NP Inter (normality) 1 of 2

Interwell Prediction Limits - Significant Results

Plant Scherer Client: Southern Company Data: Scherer AP Printed 4/7/2026, 9:09 AM

Constituent	Well	Upper Lim.	Lower Lim.	Date	Observ.	Sig.	Bg N	%NDs	Transform	Alpha	Method
Sulfate (mg/L)	**SGWC-20**	**3.75**	**n/a**	**2/17/2026**	**310**	**Yes**	**182**	**47.25**	**n/a**	**0.00005926**	**NP Inter (normality) 1 of 2**
Sulfate (mg/L)	**SGWC-21**	**3.75**	**n/a**	**2/18/2026**	**100**	**Yes**	**182**	**47.25**	**n/a**	**0.00005926**	**NP Inter (normality) 1 of 2**
Sulfate (mg/L)	**SGWC-22**	**3.75**	**n/a**	**2/19/2026**	**62**	**Yes**	**182**	**47.25**	**n/a**	**0.00005926**	**NP Inter (normality) 1 of 2**
Sulfate (mg/L)	**SGWC-23**	**3.75**	**n/a**	**2/19/2026**	**41**	**Yes**	**182**	**47.25**	**n/a**	**0.00005926**	**NP Inter (normality) 1 of 2**
TDS (mg/L)	**SGWC-8**	**210**	**n/a**	**2/19/2026**	**310**	**Yes**	**182**	**0.5495**	**n/a**	**0.00005926**	**NP Inter (normality) 1 of 2**
TDS (mg/L)	**SGWC-9**	**210**	**n/a**	**2/25/2026**	**350**	**Yes**	**182**	**0.5495**	**n/a**	**0.00005926**	**NP Inter (normality) 1 of 2**
TDS (mg/L)	**SGWC-12**	**210**	**n/a**	**2/18/2026**	**300**	**Yes**	**182**	**0.5495**	**n/a**	**0.00005926**	**NP Inter (normality) 1 of 2**
TDS (mg/L)	**SGWC-13**	**210**	**n/a**	**2/18/2026**	**350**	**Yes**	**182**	**0.5495**	**n/a**	**0.00005926**	**NP Inter (normality) 1 of 2**
TDS (mg/L)	**SGWC-14**	**210**	**n/a**	**2/19/2026**	**370**	**Yes**	**182**	**0.5495**	**n/a**	**0.00005926**	**NP Inter (normality) 1 of 2**
TDS (mg/L)	**SGWC-15**	**210**	**n/a**	**2/17/2026**	**320**	**Yes**	**182**	**0.5495**	**n/a**	**0.00005926**	**NP Inter (normality) 1 of 2**
TDS (mg/L)	**SGWC-17**	**210**	**n/a**	**2/18/2026**	**610**	**Yes**	**182**	**0.5495**	**n/a**	**0.00005926**	**NP Inter (normality) 1 of 2**
TDS (mg/L)	**SGWC-19**	**210**	**n/a**	**2/18/2026**	**450**	**Yes**	**182**	**0.5495**	**n/a**	**0.00005926**	**NP Inter (normality) 1 of 2**
TDS (mg/L)	**SGWC-20**	**210**	**n/a**	**2/17/2026**	**400**	**Yes**	**182**	**0.5495**	**n/a**	**0.00005926**	**NP Inter (normality) 1 of 2**
TDS (mg/L)	**SGWC-21**	**210**	**n/a**	**2/18/2026**	**420**	**Yes**	**182**	**0.5495**	**n/a**	**0.00005926**	**NP Inter (normality) 1 of 2**

Interwell Prediction Limits - All Results

Plant Scherer Client: Southern Company Data: Scherer AP Printed 4/7/2026, 9:09 AM

Constituent	Well	Upper Lim.	Lower Lim.	Date	Observ.	Sig.	Bg N	%NDs	Transform	Alpha	Method
Boron (mg/L)	SGWC-6	0.18	n/a	2/19/2026	0.08ND	No	182	88.46	n/a	0.00005926	NP Inter (NDs) 1 of 2
Boron (mg/L)	SGWC-7	0.18	n/a	2/20/2026	0.08ND	No	182	88.46	n/a	0.00005926	NP Inter (NDs) 1 of 2
Boron (mg/L)	SGWC-8	0.18	n/a	2/19/2026	0.08ND	No	182	88.46	n/a	0.00005926	NP Inter (NDs) 1 of 2
Boron (mg/L)	**SGWC-9**	**0.18**	**n/a**	**2/25/2026**	**1.3**	**Yes**	**182**	**88.46**	**n/a**	**0.00005926**	**NP Inter (NDs) 1 of 2**
Boron (mg/L)	**SGWC-11**	**0.18**	**n/a**	**2/18/2026**	**0.98**	**Yes**	**182**	**88.46**	**n/a**	**0.00005926**	**NP Inter (NDs) 1 of 2**
Boron (mg/L)	SGWC-12	0.18	n/a	2/18/2026	0.08ND	No	182	88.46	n/a	0.00005926	NP Inter (NDs) 1 of 2
Boron (mg/L)	**SGWC-13**	**0.18**	**n/a**	**2/18/2026**	**1.2**	**Yes**	**182**	**88.46**	**n/a**	**0.00005926**	**NP Inter (NDs) 1 of 2**
Boron (mg/L)	**SGWC-14**	**0.18**	**n/a**	**2/19/2026**	**1.5**	**Yes**	**182**	**88.46**	**n/a**	**0.00005926**	**NP Inter (NDs) 1 of 2**
Boron (mg/L)	**SGWC-15**	**0.18**	**n/a**	**2/17/2026**	**1.4**	**Yes**	**182**	**88.46**	**n/a**	**0.00005926**	**NP Inter (NDs) 1 of 2**
Boron (mg/L)	**SGWC-16**	**0.18**	**n/a**	**2/18/2026**	**0.89**	**Yes**	**182**	**88.46**	**n/a**	**0.00005926**	**NP Inter (NDs) 1 of 2**
Boron (mg/L)	**SGWC-17**	**0.18**	**n/a**	**2/18/2026**	**0.47**	**Yes**	**182**	**88.46**	**n/a**	**0.00005926**	**NP Inter (NDs) 1 of 2**
Boron (mg/L)	**SGWC-19**	**0.18**	**n/a**	**2/18/2026**	**2**	**Yes**	**182**	**88.46**	**n/a**	**0.00005926**	**NP Inter (NDs) 1 of 2**
Boron (mg/L)	**SGWC-20**	**0.18**	**n/a**	**2/17/2026**	**1.7**	**Yes**	**182**	**88.46**	**n/a**	**0.00005926**	**NP Inter (NDs) 1 of 2**
Boron (mg/L)	**SGWC-21**	**0.18**	**n/a**	**2/18/2026**	**1.3**	**Yes**	**182**	**88.46**	**n/a**	**0.00005926**	**NP Inter (NDs) 1 of 2**
Boron (mg/L)	**SGWC-22**	**0.18**	**n/a**	**2/19/2026**	**0.38**	**Yes**	**182**	**88.46**	**n/a**	**0.00005926**	**NP Inter (NDs) 1 of 2**
Boron (mg/L)	**SGWC-23**	**0.18**	**n/a**	**2/19/2026**	**0.3**	**Yes**	**182**	**88.46**	**n/a**	**0.00005926**	**NP Inter (NDs) 1 of 2**
Calcium (mg/L)	SGWC-6	23	n/a	2/19/2026	15	No	182	0	n/a	0.00005926	NP Inter (normality) 1 of 2
Calcium (mg/L)	SGWC-7	23	n/a	2/20/2026	17	No	182	0	n/a	0.00005926	NP Inter (normality) 1 of 2
Calcium (mg/L)	**SGWC-8**	**23**	**n/a**	**2/19/2026**	**39**	**Yes**	**182**	**0**	**n/a**	**0.00005926**	**NP Inter (normality) 1 of 2**
Calcium (mg/L)	**SGWC-9**	**23**	**n/a**	**2/25/2026**	**29**	**Yes**	**182**	**0**	**n/a**	**0.00005926**	**NP Inter (normality) 1 of 2**
Calcium (mg/L)	SGWC-11	23	n/a	2/18/2026	4.5	No	182	0	n/a	0.00005926	NP Inter (normality) 1 of 2
Calcium (mg/L)	**SGWC-12**	**23**	**n/a**	**2/18/2026**	**27**	**Yes**	**182**	**0**	**n/a**	**0.00005926**	**NP Inter (normality) 1 of 2**
Calcium (mg/L)	**SGWC-13**	**23**	**n/a**	**2/18/2026**	**34**	**Yes**	**182**	**0**	**n/a**	**0.00005926**	**NP Inter (normality) 1 of 2**
Calcium (mg/L)	**SGWC-14**	**23**	**n/a**	**2/19/2026**	**30**	**Yes**	**182**	**0**	**n/a**	**0.00005926**	**NP Inter (normality) 1 of 2**
Calcium (mg/L)	SGWC-15	23	n/a	2/17/2026	16	No	182	0	n/a	0.00005926	NP Inter (normality) 1 of 2
Calcium (mg/L)	SGWC-16	23	n/a	2/18/2026	2.1	No	182	0	n/a	0.00005926	NP Inter (normality) 1 of 2
Calcium (mg/L)	**SGWC-17**	**23**	**n/a**	**2/18/2026**	**77**	**Yes**	**182**	**0**	**n/a**	**0.00005926**	**NP Inter (normality) 1 of 2**
Calcium (mg/L)	**SGWC-19**	**23**	**n/a**	**2/18/2026**	**38**	**Yes**	**182**	**0**	**n/a**	**0.00005926**	**NP Inter (normality) 1 of 2**
Calcium (mg/L)	SGWC-20	23	n/a	2/17/2026	19	No	182	0	n/a	0.00005926	NP Inter (normality) 1 of 2
Calcium (mg/L)	**SGWC-21**	**23**	**n/a**	**2/18/2026**	**42**	**Yes**	**182**	**0**	**n/a**	**0.00005926**	**NP Inter (normality) 1 of 2**
Calcium (mg/L)	SGWC-22	23	n/a	2/19/2026	22	No	182	0	n/a	0.00005926	NP Inter (normality) 1 of 2
Calcium (mg/L)	SGWC-23	23	n/a	2/19/2026	18	No	182	0	n/a	0.00005926	NP Inter (normality) 1 of 2
Chloride (mg/L)	SGWC-6	3.353	n/a	2/19/2026	3.2	No	182	0	x^(1/3)	0.000418	Param Inter 1 of 2
Chloride (mg/L)	**SGWC-7**	**3.353**	**n/a**	**2/20/2026**	**3.9**	**Yes**	**182**	**0**	**x^(1/3)**	**0.000418**	**Param Inter 1 of 2**
Chloride (mg/L)	**SGWC-8**	**3.353**	**n/a**	**2/19/2026**	**15**	**Yes**	**182**	**0**	**x^(1/3)**	**0.000418**	**Param Inter 1 of 2**
Chloride (mg/L)	**SGWC-9**	**3.353**	**n/a**	**2/25/2026**	**17**	**Yes**	**182**	**0**	**x^(1/3)**	**0.000418**	**Param Inter 1 of 2**
Chloride (mg/L)	**SGWC-11**	**3.353**	**n/a**	**2/18/2026**	**12**	**Yes**	**182**	**0**	**x^(1/3)**	**0.000418**	**Param Inter 1 of 2**
Chloride (mg/L)	**SGWC-12**	**3.353**	**n/a**	**2/18/2026**	**9.6**	**Yes**	**182**	**0**	**x^(1/3)**	**0.000418**	**Param Inter 1 of 2**
Chloride (mg/L)	**SGWC-13**	**3.353**	**n/a**	**2/18/2026**	**17**	**Yes**	**182**	**0**	**x^(1/3)**	**0.000418**	**Param Inter 1 of 2**
Chloride (mg/L)	**SGWC-14**	**3.353**	**n/a**	**2/19/2026**	**19**	**Yes**	**182**	**0**	**x^(1/3)**	**0.000418**	**Param Inter 1 of 2**
Chloride (mg/L)	**SGWC-15**	**3.353**	**n/a**	**2/17/2026**	**15**	**Yes**	**182**	**0**	**x^(1/3)**	**0.000418**	**Param Inter 1 of 2**
Chloride (mg/L)	**SGWC-16**	**3.353**	**n/a**	**2/18/2026**	**10**	**Yes**	**182**	**0**	**x^(1/3)**	**0.000418**	**Param Inter 1 of 2**
Chloride (mg/L)	**SGWC-17**	**3.353**	**n/a**	**2/18/2026**	**7.7**	**Yes**	**182**	**0**	**x^(1/3)**	**0.000418**	**Param Inter 1 of 2**
Chloride (mg/L)	**SGWC-19**	**3.353**	**n/a**	**2/18/2026**	**9.8**	**Yes**	**182**	**0**	**x^(1/3)**	**0.000418**	**Param Inter 1 of 2**
Chloride (mg/L)	**SGWC-20**	**3.353**	**n/a**	**2/17/2026**	**8.2**	**Yes**	**182**	**0**	**x^(1/3)**	**0.000418**	**Param Inter 1 of 2**
Chloride (mg/L)	**SGWC-21**	**3.353**	**n/a**	**2/18/2026**	**5**	**Yes**	**182**	**0**	**x^(1/3)**	**0.000418**	**Param Inter 1 of 2**
Chloride (mg/L)	**SGWC-22**	**3.353**	**n/a**	**2/19/2026**	**8.6**	**Yes**	**182**	**0**	**x^(1/3)**	**0.000418**	**Param Inter 1 of 2**
Chloride (mg/L)	**SGWC-23**	**3.353**	**n/a**	**2/19/2026**	**7.3**	**Yes**	**182**	**0**	**x^(1/3)**	**0.000418**	**Param Inter 1 of 2**
Fluoride (mg/L)	SGWC-6	0.24	n/a	2/19/2026	0.18J	No	209	55.02	n/a	0.00004906	NP Inter (NDs) 1 of 2
Fluoride (mg/L)	**SGWC-7**	**0.24**	**n/a**	**2/20/2026**	**0.31**	**Yes**	**209**	**55.02**	**n/a**	**0.00004906**	**NP Inter (NDs) 1 of 2**
Fluoride (mg/L)	**SGWC-8**	**0.24**	**n/a**	**2/19/2026**	**0.75**	**Yes**	**209**	**55.02**	**n/a**	**0.00004906**	**NP Inter (NDs) 1 of 2**
Fluoride (mg/L)	SGWC-9	0.24	n/a	2/25/2026	0.083J	No	209	55.02	n/a	0.00004906	NP Inter (NDs) 1 of 2
Fluoride (mg/L)	**SGWC-11**	**0.24**	**n/a**	**2/18/2026**	**0.31**	**Yes**	**209**	**55.02**	**n/a**	**0.00004906**	**NP Inter (NDs) 1 of 2**
Fluoride (mg/L)	SGWC-12	0.24	n/a	2/18/2026	0.2	No	209	55.02	n/a	0.00004906	NP Inter (NDs) 1 of 2
Fluoride (mg/L)	SGWC-13	0.24	n/a	2/18/2026	0.18J	No	209	55.02	n/a	0.00004906	NP Inter (NDs) 1 of 2

Interwell Prediction Limits - All Results

Plant Scherer Client: Southern Company Data: Scherer AP Printed 4/7/2026, 9:09 AM

Constituent	Well	Upper Lim.	Lower Lim.	Date	Observ.	Sig.	Bg N	%NDs	Transform	Alpha	Method
Fluoride (mg/L)	SGWC-14	0.24	n/a	2/19/2026	0.14J	No	209	55.02	n/a	0.00004906	NP Inter (NDs) 1 of 2
Fluoride (mg/L)	**SGWC-15**	**0.24**	**n/a**	**2/17/2026**	**0.3**	**Yes**	**209**	**55.02**	**n/a**	**0.00004906**	**NP Inter (NDs) 1 of 2**
Fluoride (mg/L)	SGWC-16	0.24	n/a	2/18/2026	0.17J	No	209	55.02	n/a	0.00004906	NP Inter (NDs) 1 of 2
Fluoride (mg/L)	SGWC-17	0.24	n/a	2/18/2026	0.2	No	209	55.02	n/a	0.00004906	NP Inter (NDs) 1 of 2
Fluoride (mg/L)	**SGWC-19**	**0.24**	**n/a**	**2/18/2026**	**0.29**	**Yes**	**209**	**55.02**	**n/a**	**0.00004906**	**NP Inter (NDs) 1 of 2**
Fluoride (mg/L)	**SGWC-20**	**0.24**	**n/a**	**2/17/2026**	**0.47**	**Yes**	**209**	**55.02**	**n/a**	**0.00004906**	**NP Inter (NDs) 1 of 2**
Fluoride (mg/L)	**SGWC-21**	**0.24**	**n/a**	**2/18/2026**	**0.29**	**Yes**	**209**	**55.02**	**n/a**	**0.00004906**	**NP Inter (NDs) 1 of 2**
Fluoride (mg/L)	SGWC-22	0.24	n/a	2/19/2026	0.19J	No	209	55.02	n/a	0.00004906	NP Inter (NDs) 1 of 2
Fluoride (mg/L)	SGWC-23	0.24	n/a	2/19/2026	0.24	No	209	55.02	n/a	0.00004906	NP Inter (NDs) 1 of 2
pH, Field (SU)	SGWC-6	7.01	5.09	2/19/2026	6.15	No	219	0	n/a	0.00009812	NP Inter (normality) 1 of 2
pH, Field (SU)	SGWC-7	7.01	5.09	2/20/2026	6.46	No	219	0	n/a	0.00009812	NP Inter (normality) 1 of 2
pH, Field (SU)	SGWC-8	7.01	5.09	2/19/2026	6.53	No	219	0	n/a	0.00009812	NP Inter (normality) 1 of 2
pH, Field (SU)	SGWC-9	7.01	5.09	2/25/2026	6.26	No	219	0	n/a	0.00009812	NP Inter (normality) 1 of 2
pH, Field (SU)	SGWC-11	7.01	5.09	2/18/2026	5.27	No	219	0	n/a	0.00009812	NP Inter (normality) 1 of 2
pH, Field (SU)	SGWC-12	7.01	5.09	2/18/2026	6.05	No	219	0	n/a	0.00009812	NP Inter (normality) 1 of 2
pH, Field (SU)	SGWC-13	7.01	5.09	2/18/2026	5.91	No	219	0	n/a	0.00009812	NP Inter (normality) 1 of 2
pH, Field (SU)	SGWC-14	7.01	5.09	2/19/2026	5.48	No	219	0	n/a	0.00009812	NP Inter (normality) 1 of 2
pH, Field (SU)	**SGWC-15**	**7.01**	**5.09**	**2/17/2026**	**4.75**	**Yes**	**219**	**0**	**n/a**	**0.00009812**	**NP Inter (normality) 1 of 2**
pH, Field (SU)	SGWC-16	7.01	5.09	2/18/2026	5.14	No	219	0	n/a	0.00009812	NP Inter (normality) 1 of 2
pH, Field (SU)	SGWC-17	7.01	5.09	2/18/2026	6.2	No	219	0	n/a	0.00009812	NP Inter (normality) 1 of 2
pH, Field (SU)	SGWC-19	7.01	5.09	2/18/2026	5.62	No	219	0	n/a	0.00009812	NP Inter (normality) 1 of 2
pH, Field (SU)	**SGWC-20**	**7.01**	**5.09**	**2/17/2026**	**4.22**	**Yes**	**219**	**0**	**n/a**	**0.00009812**	**NP Inter (normality) 1 of 2**
pH, Field (SU)	SGWC-21	7.01	5.09	2/18/2026	6.36	No	219	0	n/a	0.00009812	NP Inter (normality) 1 of 2
pH, Field (SU)	SGWC-22	7.01	5.09	2/19/2026	5.73	No	219	0	n/a	0.00009812	NP Inter (normality) 1 of 2
pH, Field (SU)	SGWC-23	7.01	5.09	2/19/2026	5.96	No	219	0	n/a	0.00009812	NP Inter (normality) 1 of 2
Sulfate (mg/L)	SGWC-6	3.75	n/a	2/19/2026	1ND	No	182	47.25	n/a	0.00005926	NP Inter (normality) 1 of 2
Sulfate (mg/L)	**SGWC-7**	**3.75**	**n/a**	**2/20/2026**	**5.3**	**Yes**	**182**	**47.25**	**n/a**	**0.00005926**	**NP Inter (normality) 1 of 2**
Sulfate (mg/L)	**SGWC-8**	**3.75**	**n/a**	**2/19/2026**	**35**	**Yes**	**182**	**47.25**	**n/a**	**0.00005926**	**NP Inter (normality) 1 of 2**
Sulfate (mg/L)	**SGWC-9**	**3.75**	**n/a**	**2/25/2026**	**110**	**Yes**	**182**	**47.25**	**n/a**	**0.00005926**	**NP Inter (normality) 1 of 2**
Sulfate (mg/L)	**SGWC-11**	**3.75**	**n/a**	**2/18/2026**	**48**	**Yes**	**182**	**47.25**	**n/a**	**0.00005926**	**NP Inter (normality) 1 of 2**
Sulfate (mg/L)	**SGWC-12**	**3.75**	**n/a**	**2/18/2026**	**110**	**Yes**	**182**	**47.25**	**n/a**	**0.00005926**	**NP Inter (normality) 1 of 2**
Sulfate (mg/L)	**SGWC-13**	**3.75**	**n/a**	**2/18/2026**	**170**	**Yes**	**182**	**47.25**	**n/a**	**0.00005926**	**NP Inter (normality) 1 of 2**
Sulfate (mg/L)	**SGWC-14**	**3.75**	**n/a**	**2/19/2026**	**220**	**Yes**	**182**	**47.25**	**n/a**	**0.00005926**	**NP Inter (normality) 1 of 2**
Sulfate (mg/L)	**SGWC-15**	**3.75**	**n/a**	**2/17/2026**	**230**	**Yes**	**182**	**47.25**	**n/a**	**0.00005926**	**NP Inter (normality) 1 of 2**
Sulfate (mg/L)	**SGWC-16**	**3.75**	**n/a**	**2/18/2026**	**96**	**Yes**	**182**	**47.25**	**n/a**	**0.00005926**	**NP Inter (normality) 1 of 2**
Sulfate (mg/L)	**SGWC-17**	**3.75**	**n/a**	**2/18/2026**	**350**	**Yes**	**182**	**47.25**	**n/a**	**0.00005926**	**NP Inter (normality) 1 of 2**
Sulfate (mg/L)	**SGWC-19**	**3.75**	**n/a**	**2/18/2026**	**270**	**Yes**	**182**	**47.25**	**n/a**	**0.00005926**	**NP Inter (normality) 1 of 2**
Sulfate (mg/L)	**SGWC-20**	**3.75**	**n/a**	**2/17/2026**	**310**	**Yes**	**182**	**47.25**	**n/a**	**0.00005926**	**NP Inter (normality) 1 of 2**
Sulfate (mg/L)	**SGWC-21**	**3.75**	**n/a**	**2/18/2026**	**100**	**Yes**	**182**	**47.25**	**n/a**	**0.00005926**	**NP Inter (normality) 1 of 2**
Sulfate (mg/L)	**SGWC-22**	**3.75**	**n/a**	**2/19/2026**	**62**	**Yes**	**182**	**47.25**	**n/a**	**0.00005926**	**NP Inter (normality) 1 of 2**
Sulfate (mg/L)	**SGWC-23**	**3.75**	**n/a**	**2/19/2026**	**41**	**Yes**	**182**	**47.25**	**n/a**	**0.00005926**	**NP Inter (normality) 1 of 2**
TDS (mg/L)	SGWC-6	210	n/a	2/19/2026	150	No	182	0.5495	n/a	0.00005926	NP Inter (normality) 1 of 2
TDS (mg/L)	SGWC-7	210	n/a	2/20/2026	180	No	182	0.5495	n/a	0.00005926	NP Inter (normality) 1 of 2
TDS (mg/L)	**SGWC-8**	**210**	**n/a**	**2/19/2026**	**310**	**Yes**	**182**	**0.5495**	**n/a**	**0.00005926**	**NP Inter (normality) 1 of 2**
TDS (mg/L)	**SGWC-9**	**210**	**n/a**	**2/25/2026**	**350**	**Yes**	**182**	**0.5495**	**n/a**	**0.00005926**	**NP Inter (normality) 1 of 2**
TDS (mg/L)	SGWC-11	210	n/a	2/18/2026	150	No	182	0.5495	n/a	0.00005926	NP Inter (normality) 1 of 2
TDS (mg/L)	**SGWC-12**	**210**	**n/a**	**2/18/2026**	**300**	**Yes**	**182**	**0.5495**	**n/a**	**0.00005926**	**NP Inter (normality) 1 of 2**
TDS (mg/L)	**SGWC-13**	**210**	**n/a**	**2/18/2026**	**350**	**Yes**	**182**	**0.5495**	**n/a**	**0.00005926**	**NP Inter (normality) 1 of 2**
TDS (mg/L)	**SGWC-14**	**210**	**n/a**	**2/19/2026**	**370**	**Yes**	**182**	**0.5495**	**n/a**	**0.00005926**	**NP Inter (normality) 1 of 2**
TDS (mg/L)	**SGWC-15**	**210**	**n/a**	**2/17/2026**	**320**	**Yes**	**182**	**0.5495**	**n/a**	**0.00005926**	**NP Inter (normality) 1 of 2**
TDS (mg/L)	SGWC-16	210	n/a	2/18/2026	190	No	182	0.5495	n/a	0.00005926	NP Inter (normality) 1 of 2
TDS (mg/L)	**SGWC-17**	**210**	**n/a**	**2/18/2026**	**610**	**Yes**	**182**	**0.5495**	**n/a**	**0.00005926**	**NP Inter (normality) 1 of 2**
TDS (mg/L)	**SGWC-19**	**210**	**n/a**	**2/18/2026**	**450**	**Yes**	**182**	**0.5495**	**n/a**	**0.00005926**	**NP Inter (normality) 1 of 2**
TDS (mg/L)	**SGWC-20**	**210**	**n/a**	**2/17/2026**	**400**	**Yes**	**182**	**0.5495**	**n/a**	**0.00005926**	**NP Inter (normality) 1 of 2**
TDS (mg/L)	**SGWC-21**	**210**	**n/a**	**2/18/2026**	**420**	**Yes**	**182**	**0.5495**	**n/a**	**0.00005926**	**NP Inter (normality) 1 of 2**

Interwell Prediction Limits - All Results

Plant Scherer Client: Southern Company Data: Scherer AP Printed 4/7/2026, 9:09 AM

Constituent	Well	Upper Lim.	Lower Lim.	Date	Observ.	Sig.	Bg N	%NDs	Transform	Alpha	Method
TDS (mg/L)	SGWC-22	210	n/a	2/19/2026	170	No	182	0.5495	n/a	0.00005926	NP Inter (normality) 1 of 2
TDS (mg/L)	SGWC-23	210	n/a	2/19/2026	180	No	182	0.5495	n/a	0.00005926	NP Inter (normality) 1 of 2

Appendix III Trend Tests - Prediction Limit Exceedances - Significant Results

Plant Scherer Client: Southern Company Data: Scherer AP Printed 4/6/2026, 9:44 AM

Constituent	Well	Slope	Calc.	Critical	Sig.	N	%NDs	Normality	Xform	Alpha	Method
Boron (mg/L)	SGWC-11	0.06008	292	118	Yes	26	0	n/a	n/a	0.01	NP
Boron (mg/L)	SGWC-13	0.03008	126	118	Yes	26	0	n/a	n/a	0.01	NP
Boron (mg/L)	SGWC-16	0.03124	202	118	Yes	26	0	n/a	n/a	0.01	NP
Boron (mg/L)	SGWC-20	-0.0499	-150	-118	Yes	26	0	n/a	n/a	0.01	NP
Boron (mg/L)	SGWC-22	0.01502	127	118	Yes	26	0	n/a	n/a	0.01	NP
Boron (mg/L)	SGWC-23	-0.03134	-193	-118	Yes	26	0	n/a	n/a	0.01	NP
Calcium (mg/L)	SGWA-2 (bg)	0.2453	197	118	Yes	26	0	n/a	n/a	0.01	NP
Calcium (mg/L)	SGWA-3 (bg)	0.1381	146	118	Yes	26	0	n/a	n/a	0.01	NP
Calcium (mg/L)	SGWA-4 (bg)	0.5974	216	118	Yes	26	0	n/a	n/a	0.01	NP
Calcium (mg/L)	SGWA-5 (bg)	0.04785	156	118	Yes	26	0	n/a	n/a	0.01	NP
Calcium (mg/L)	SGWA-24 (bg)	0.6791	247	118	Yes	26	0	n/a	n/a	0.01	NP
Calcium (mg/L)	SGWC-9	-2.19	-177	-118	Yes	26	0	n/a	n/a	0.01	NP
Calcium (mg/L)	SGWC-12	0.3027	127	118	Yes	26	0	n/a	n/a	0.01	NP
Calcium (mg/L)	SGWC-13	1.243	264	118	Yes	26	0	n/a	n/a	0.01	NP
Calcium (mg/L)	SGWC-17	3.926	282	118	Yes	26	0	n/a	n/a	0.01	NP
Calcium (mg/L)	SGWC-19	0.8208	130	118	Yes	26	0	n/a	n/a	0.01	NP
Calcium (mg/L)	SGWC-21	1.567	211	118	Yes	26	0	n/a	n/a	0.01	NP
Chloride (mg/L)	SGWA-24 (bg)	0.1848	186	118	Yes	26	0	n/a	n/a	0.01	NP
Chloride (mg/L)	SGWC-7	-0.3121	-213	-118	Yes	26	0	n/a	n/a	0.01	NP
Chloride (mg/L)	SGWC-9	1.221	228	118	Yes	26	0	n/a	n/a	0.01	NP
Chloride (mg/L)	SGWC-11	0.3946	183	118	Yes	26	0	n/a	n/a	0.01	NP
Chloride (mg/L)	SGWC-12	0.1453	164	118	Yes	26	0	n/a	n/a	0.01	NP
Chloride (mg/L)	SGWC-13	1.238	271	118	Yes	26	0	n/a	n/a	0.01	NP
Chloride (mg/L)	SGWC-14	0.5225	168	118	Yes	26	0	n/a	n/a	0.01	NP
Chloride (mg/L)	SGWC-15	0.3594	204	118	Yes	26	0	n/a	n/a	0.01	NP
Chloride (mg/L)	SGWC-16	0.2861	224	118	Yes	26	0	n/a	n/a	0.01	NP
Chloride (mg/L)	SGWC-20	-0.2072	-130	-118	Yes	26	0	n/a	n/a	0.01	NP
Fluoride (mg/L)	SGWC-20	-0.01568	-203	-146	Yes	30	10	n/a	n/a	0.01	NP
pH, Field (SU)	SGWA-3 (bg)	0.02171	201	152	Yes	31	0	n/a	n/a	0.01	NP
pH, Field (SU)	SGWA-4 (bg)	-0.01838	-215	-152	Yes	31	0	n/a	n/a	0.01	NP
Sulfate (mg/L)	SGWA-3 (bg)	-0.1092	-167	-118	Yes	26	7.692	n/a	n/a	0.01	NP
Sulfate (mg/L)	SGWA-4 (bg)	-0.0867	-133	-118	Yes	26	7.692	n/a	n/a	0.01	NP
Sulfate (mg/L)	SGWC-7	-1.638	-225	-118	Yes	26	0	n/a	n/a	0.01	NP
Sulfate (mg/L)	SGWC-9	-17	-179	-118	Yes	26	0	n/a	n/a	0.01	NP
Sulfate (mg/L)	SGWC-12	5.472	261	118	Yes	26	0	n/a	n/a	0.01	NP
Sulfate (mg/L)	SGWC-13	4.803	217	118	Yes	26	0	n/a	n/a	0.01	NP
Sulfate (mg/L)	SGWC-14	3.209	127	118	Yes	26	0	n/a	n/a	0.01	NP
Sulfate (mg/L)	SGWC-16	6.958	319	118	Yes	26	0	n/a	n/a	0.01	NP
Sulfate (mg/L)	SGWC-17	18.28	295	118	Yes	26	0	n/a	n/a	0.01	NP
Sulfate (mg/L)	SGWC-19	7.249	167	118	Yes	26	0	n/a	n/a	0.01	NP
Sulfate (mg/L)	SGWC-21	5.364	174	118	Yes	26	0	n/a	n/a	0.01	NP
Sulfate (mg/L)	SGWC-23	-9.322	-274	-118	Yes	26	0	n/a	n/a	0.01	NP
TDS (mg/L)	SGWA-4 (bg)	4.848	172	118	Yes	26	0	n/a	n/a	0.01	NP
TDS (mg/L)	SGWA-24 (bg)	3.066	133	118	Yes	26	0	n/a	n/a	0.01	NP
TDS (mg/L)	SGWC-8	-7.121	-139	-118	Yes	26	0	n/a	n/a	0.01	NP
TDS (mg/L)	SGWC-9	-19.11	-175	-118	Yes	26	0	n/a	n/a	0.01	NP
TDS (mg/L)	SGWC-12	3.885	133	118	Yes	26	0	n/a	n/a	0.01	NP
TDS (mg/L)	SGWC-13	12.33	218	118	Yes	26	0	n/a	n/a	0.01	NP
TDS (mg/L)	SGWC-14	5.445	146	118	Yes	26	0	n/a	n/a	0.01	NP
TDS (mg/L)	SGWC-17	23.9	282	118	Yes	26	0	n/a	n/a	0.01	NP
TDS (mg/L)	SGWC-19	11.41	162	118	Yes	26	0	n/a	n/a	0.01	NP
TDS (mg/L)	SGWC-21	11.17	151	118	Yes	26	0	n/a	n/a	0.01	NP

Appendix III Trend Tests - Prediction Limit Exceedances - All Results

Plant Scherer Client: Southern Company Data: Scherer AP Printed 4/6/2026, 9:44 AM

Constituent	Well	Slope	Calc.	Critical	Sig.	N	%NDs	Normality	Xform	Alpha	Method
Boron (mg/L)	SGWA-1 (bg)	0	-40	-118	No	26	84.62	n/a	n/a	0.01	NP
Boron (mg/L)	SGWA-2 (bg)	0	-42	-118	No	26	84.62	n/a	n/a	0.01	NP
Boron (mg/L)	SGWA-3 (bg)	0	-4	-118	No	26	84.62	n/a	n/a	0.01	NP
Boron (mg/L)	SGWA-4 (bg)	0	3	118	No	26	92.31	n/a	n/a	0.01	NP
Boron (mg/L)	SGWA-5 (bg)	0	-37	-118	No	26	92.31	n/a	n/a	0.01	NP
Boron (mg/L)	SGWA-24 (bg)	0	7	118	No	26	92.31	n/a	n/a	0.01	NP
Boron (mg/L)	SGWA-25 (bg)	0	20	118	No	26	88.46	n/a	n/a	0.01	NP
Boron (mg/L)	SGWC-9	-0.02437	-95	-118	No	26	0	n/a	n/a	0.01	NP
Boron (mg/L)	**SGWC-11**	**0.06008**	**292**	**118**	**Yes**	**26**	**0**	**n/a**	**n/a**	**0.01**	**NP**
Boron (mg/L)	**SGWC-13**	**0.03008**	**126**	**118**	**Yes**	**26**	**0**	**n/a**	**n/a**	**0.01**	**NP**
Boron (mg/L)	SGWC-14	0.0134	85	118	No	26	0	n/a	n/a	0.01	NP
Boron (mg/L)	SGWC-15	-0.02393	-101	-118	No	26	0	n/a	n/a	0.01	NP
Boron (mg/L)	**SGWC-16**	**0.03124**	**202**	**118**	**Yes**	**26**	**0**	**n/a**	**n/a**	**0.01**	**NP**
Boron (mg/L)	SGWC-17	0.005609	45	118	No	26	0	n/a	n/a	0.01	NP
Boron (mg/L)	SGWC-19	0.01458	77	118	No	26	0	n/a	n/a	0.01	NP
Boron (mg/L)	**SGWC-20**	**-0.0499**	**-150**	**-118**	**Yes**	**26**	**0**	**n/a**	**n/a**	**0.01**	**NP**
Boron (mg/L)	SGWC-21	-0.01186	-75	-118	No	26	0	n/a	n/a	0.01	NP
Boron (mg/L)	**SGWC-22**	**0.01502**	**127**	**118**	**Yes**	**26**	**0**	**n/a**	**n/a**	**0.01**	**NP**
Boron (mg/L)	**SGWC-23**	**-0.03134**	**-193**	**-118**	**Yes**	**26**	**0**	**n/a**	**n/a**	**0.01**	**NP**
Calcium (mg/L)	SGWA-1 (bg)	0	-23	-118	No	26	0	n/a	n/a	0.01	NP
Calcium (mg/L)	**SGWA-2 (bg)**	**0.2453**	**197**	**118**	**Yes**	**26**	**0**	**n/a**	**n/a**	**0.01**	**NP**
Calcium (mg/L)	**SGWA-3 (bg)**	**0.1381**	**146**	**118**	**Yes**	**26**	**0**	**n/a**	**n/a**	**0.01**	**NP**
Calcium (mg/L)	**SGWA-4 (bg)**	**0.5974**	**216**	**118**	**Yes**	**26**	**0**	**n/a**	**n/a**	**0.01**	**NP**
Calcium (mg/L)	**SGWA-5 (bg)**	**0.04785**	**156**	**118**	**Yes**	**26**	**0**	**n/a**	**n/a**	**0.01**	**NP**
Calcium (mg/L)	**SGWA-24 (bg)**	**0.6791**	**247**	**118**	**Yes**	**26**	**0**	**n/a**	**n/a**	**0.01**	**NP**
Calcium (mg/L)	SGWA-25 (bg)	-0.009764	-33	-118	No	26	0	n/a	n/a	0.01	NP
Calcium (mg/L)	SGWC-8	-0.7046	-75	-118	No	26	0	n/a	n/a	0.01	NP
Calcium (mg/L)	**SGWC-9**	**-2.19**	**-177**	**-118**	**Yes**	**26**	**0**	**n/a**	**n/a**	**0.01**	**NP**
Calcium (mg/L)	**SGWC-12**	**0.3027**	**127**	**118**	**Yes**	**26**	**0**	**n/a**	**n/a**	**0.01**	**NP**
Calcium (mg/L)	**SGWC-13**	**1.243**	**264**	**118**	**Yes**	**26**	**0**	**n/a**	**n/a**	**0.01**	**NP**
Calcium (mg/L)	SGWC-14	0	-5	-118	No	26	0	n/a	n/a	0.01	NP
Calcium (mg/L)	**SGWC-17**	**3.926**	**282**	**118**	**Yes**	**26**	**0**	**n/a**	**n/a**	**0.01**	**NP**
Calcium (mg/L)	**SGWC-19**	**0.8208**	**130**	**118**	**Yes**	**26**	**0**	**n/a**	**n/a**	**0.01**	**NP**
Calcium (mg/L)	**SGWC-21**	**1.567**	**211**	**118**	**Yes**	**26**	**0**	**n/a**	**n/a**	**0.01**	**NP**
Chloride (mg/L)	SGWA-1 (bg)	0.0183	59	118	No	26	0	n/a	n/a	0.01	NP
Chloride (mg/L)	SGWA-2 (bg)	0	47	118	No	26	0	n/a	n/a	0.01	NP
Chloride (mg/L)	SGWA-3 (bg)	-0.06354	-108	-118	No	26	0	n/a	n/a	0.01	NP
Chloride (mg/L)	SGWA-4 (bg)	0	11	118	No	26	0	n/a	n/a	0.01	NP
Chloride (mg/L)	SGWA-5 (bg)	0.0292	104	118	No	26	0	n/a	n/a	0.01	NP
Chloride (mg/L)	**SGWA-24 (bg)**	**0.1848**	**186**	**118**	**Yes**	**26**	**0**	**n/a**	**n/a**	**0.01**	**NP**
Chloride (mg/L)	SGWA-25 (bg)	0.02307	30	118	No	26	0	n/a	n/a	0.01	NP
Chloride (mg/L)	**SGWC-7**	**-0.3121**	**-213**	**-118**	**Yes**	**26**	**0**	**n/a**	**n/a**	**0.01**	**NP**
Chloride (mg/L)	SGWC-8	0.4435	106	118	No	26	0	n/a	n/a	0.01	NP
Chloride (mg/L)	**SGWC-9**	**1.221**	**228**	**118**	**Yes**	**26**	**0**	**n/a**	**n/a**	**0.01**	**NP**
Chloride (mg/L)	**SGWC-11**	**0.3946**	**183**	**118**	**Yes**	**26**	**0**	**n/a**	**n/a**	**0.01**	**NP**
Chloride (mg/L)	**SGWC-12**	**0.1453**	**164**	**118**	**Yes**	**26**	**0**	**n/a**	**n/a**	**0.01**	**NP**
Chloride (mg/L)	**SGWC-13**	**1.238**	**271**	**118**	**Yes**	**26**	**0**	**n/a**	**n/a**	**0.01**	**NP**
Chloride (mg/L)	**SGWC-14**	**0.5225**	**168**	**118**	**Yes**	**26**	**0**	**n/a**	**n/a**	**0.01**	**NP**
Chloride (mg/L)	**SGWC-15**	**0.3594**	**204**	**118**	**Yes**	**26**	**0**	**n/a**	**n/a**	**0.01**	**NP**
Chloride (mg/L)	**SGWC-16**	**0.2861**	**224**	**118**	**Yes**	**26**	**0**	**n/a**	**n/a**	**0.01**	**NP**
Chloride (mg/L)	SGWC-17	-0.03869	-61	-118	No	26	0	n/a	n/a	0.01	NP
Chloride (mg/L)	SGWC-19	0.3086	118	118	No	26	0	n/a	n/a	0.01	NP
Chloride (mg/L)	**SGWC-20**	**-0.2072**	**-130**	**-118**	**Yes**	**26**	**0**	**n/a**	**n/a**	**0.01**	**NP**
Chloride (mg/L)	SGWC-21	0.02767	19	118	No	26	0	n/a	n/a	0.01	NP
Chloride (mg/L)	SGWC-22	0	55	118	No	26	0	n/a	n/a	0.01	NP
Chloride (mg/L)	SGWC-23	0.1368	68	118	No	26	0	n/a	n/a	0.01	NP
Fluoride (mg/L)	SGWA-1 (bg)	0	-81	-146	No	30	83.33	n/a	n/a	0.01	NP
Fluoride (mg/L)	SGWA-2 (bg)	0	-42	-146	No	30	40	n/a	n/a	0.01	NP
Fluoride (mg/L)	SGWA-3 (bg)	0	-13	-146	No	30	63.33	n/a	n/a	0.01	NP
Fluoride (mg/L)	SGWA-4 (bg)	0	-47	-139	No	29	37.93	n/a	n/a	0.01	NP
Fluoride (mg/L)	SGWA-5 (bg)	0	-68	-146	No	30	73.33	n/a	n/a	0.01	NP
Fluoride (mg/L)	SGWA-24 (bg)	0	-62	-146	No	30	40	n/a	n/a	0.01	NP
Fluoride (mg/L)	SGWA-25 (bg)	0	23	146	No	30	46.67	n/a	n/a	0.01	NP
Fluoride (mg/L)	SGWC-7	-0.001198	-27	-146	No	30	3.333	n/a	n/a	0.01	NP
Fluoride (mg/L)	SGWC-8	0.009316	54	146	No	30	0	n/a	n/a	0.01	NP
Fluoride (mg/L)	SGWC-11	0	24	146	No	30	76.67	n/a	n/a	0.01	NP
Fluoride (mg/L)	SGWC-15	0	-25	-146	No	30	10	n/a	n/a	0.01	NP
Fluoride (mg/L)	SGWC-19	0	20	146	No	30	76.67	n/a	n/a	0.01	NP

Appendix III Trend Tests - Prediction Limit Exceedances - All Results

Plant Scherer Client: Southern Company Data: Scherer AP Printed 4/6/2026, 9:44 AM

Constituent	Well	Slope	Calc.	Critical	Sig.	N	%NDs	Normality	Xform	Alpha	Method
Fluoride (mg/L)	**SGWC-20**	**-0.01568**	**-203**	**-146**	**Yes**	**30**	**10**	**n/a**	**n/a**	**0.01**	**NP**
Fluoride (mg/L)	SGWC-21	0	14	146	No	30	33.33	n/a	n/a	0.01	NP
pH, Field (SU)	SGWA-1 (bg)	-0.01088	-79	-152	No	31	0	n/a	n/a	0.01	NP
pH, Field (SU)	SGWA-2 (bg)	0.002392	38	152	No	31	0	n/a	n/a	0.01	NP
pH, Field (SU)	**SGWA-3 (bg)**	**0.02171**	**201**	**152**	**Yes**	**31**	**0**	**n/a**	**n/a**	**0.01**	**NP**
pH, Field (SU)	**SGWA-4 (bg)**	**-0.01838**	**-215**	**-152**	**Yes**	**31**	**0**	**n/a**	**n/a**	**0.01**	**NP**
pH, Field (SU)	SGWA-5 (bg)	-0.006864	-59	-161	No	32	0	n/a	n/a	0.01	NP
pH, Field (SU)	SGWA-24 (bg)	0	-17	-152	No	31	0	n/a	n/a	0.01	NP
pH, Field (SU)	SGWA-25 (bg)	-0.01606	-143	-161	No	32	0	n/a	n/a	0.01	NP
pH, Field (SU)	SGWC-15	-0.01007	-109	-152	No	31	0	n/a	n/a	0.01	NP
pH, Field (SU)	SGWC-20	-0.005153	-84	-152	No	31	0	n/a	n/a	0.01	NP
Sulfate (mg/L)	SGWA-1 (bg)	-0.007827	-28	-118	No	26	23.08	n/a	n/a	0.01	NP
Sulfate (mg/L)	SGWA-2 (bg)	0	50	118	No	26	50	n/a	n/a	0.01	NP
Sulfate (mg/L)	**SGWA-3 (bg)**	**-0.1092**	**-167**	**-118**	**Yes**	**26**	**7.692**	**n/a**	**n/a**	**0.01**	**NP**
Sulfate (mg/L)	**SGWA-4 (bg)**	**-0.0867**	**-133**	**-118**	**Yes**	**26**	**7.692**	**n/a**	**n/a**	**0.01**	**NP**
Sulfate (mg/L)	SGWA-5 (bg)	0	58	118	No	26	84.62	n/a	n/a	0.01	NP
Sulfate (mg/L)	SGWA-24 (bg)	0	56	118	No	26	80.77	n/a	n/a	0.01	NP
Sulfate (mg/L)	SGWA-25 (bg)	0	56	118	No	26	76.92	n/a	n/a	0.01	NP
Sulfate (mg/L)	**SGWC-7**	**-1.638**	**-225**	**-118**	**Yes**	**26**	**0**	**n/a**	**n/a**	**0.01**	**NP**
Sulfate (mg/L)	SGWC-8	-2.527	-51	-118	No	26	0	n/a	n/a	0.01	NP
Sulfate (mg/L)	**SGWC-9**	**-17**	**-179**	**-118**	**Yes**	**26**	**0**	**n/a**	**n/a**	**0.01**	**NP**
Sulfate (mg/L)	SGWC-11	0.07521	14	118	No	26	11.54	n/a	n/a	0.01	NP
Sulfate (mg/L)	**SGWC-12**	**5.472**	**261**	**118**	**Yes**	**26**	**0**	**n/a**	**n/a**	**0.01**	**NP**
Sulfate (mg/L)	**SGWC-13**	**4.803**	**217**	**118**	**Yes**	**26**	**0**	**n/a**	**n/a**	**0.01**	**NP**
Sulfate (mg/L)	**SGWC-14**	**3.209**	**127**	**118**	**Yes**	**26**	**0**	**n/a**	**n/a**	**0.01**	**NP**
Sulfate (mg/L)	SGWC-15	1.138	83	118	No	26	0	n/a	n/a	0.01	NP
Sulfate (mg/L)	**SGWC-16**	**6.958**	**319**	**118**	**Yes**	**26**	**0**	**n/a**	**n/a**	**0.01**	**NP**
Sulfate (mg/L)	**SGWC-17**	**18.28**	**295**	**118**	**Yes**	**26**	**0**	**n/a**	**n/a**	**0.01**	**NP**
Sulfate (mg/L)	**SGWC-19**	**7.249**	**167**	**118**	**Yes**	**26**	**0**	**n/a**	**n/a**	**0.01**	**NP**
Sulfate (mg/L)	SGWC-20	1.705	49	118	No	26	0	n/a	n/a	0.01	NP
Sulfate (mg/L)	**SGWC-21**	**5.364**	**174**	**118**	**Yes**	**26**	**0**	**n/a**	**n/a**	**0.01**	**NP**
Sulfate (mg/L)	SGWC-22	3.095	103	118	No	26	0	n/a	n/a	0.01	NP
Sulfate (mg/L)	**SGWC-23**	**-9.322**	**-274**	**-118**	**Yes**	**26**	**0**	**n/a**	**n/a**	**0.01**	**NP**
TDS (mg/L)	SGWA-1 (bg)	1.997	63	118	No	26	3.846	n/a	n/a	0.01	NP
TDS (mg/L)	SGWA-2 (bg)	1.43	86	118	No	26	0	n/a	n/a	0.01	NP
TDS (mg/L)	SGWA-3 (bg)	2.021	78	118	No	26	0	n/a	n/a	0.01	NP
TDS (mg/L)	**SGWA-4 (bg)**	**4.848**	**172**	**118**	**Yes**	**26**	**0**	**n/a**	**n/a**	**0.01**	**NP**
TDS (mg/L)	SGWA-5 (bg)	2.296	93	118	No	26	0	n/a	n/a	0.01	NP
TDS (mg/L)	**SGWA-24 (bg)**	**3.066**	**133**	**118**	**Yes**	**26**	**0**	**n/a**	**n/a**	**0.01**	**NP**
TDS (mg/L)	SGWA-25 (bg)	-0.5688	-34	-118	No	26	0	n/a	n/a	0.01	NP
TDS (mg/L)	**SGWC-8**	**-7.121**	**-139**	**-118**	**Yes**	**26**	**0**	**n/a**	**n/a**	**0.01**	**NP**
TDS (mg/L)	**SGWC-9**	**-19.11**	**-175**	**-118**	**Yes**	**26**	**0**	**n/a**	**n/a**	**0.01**	**NP**
TDS (mg/L)	**SGWC-12**	**3.885**	**133**	**118**	**Yes**	**26**	**0**	**n/a**	**n/a**	**0.01**	**NP**
TDS (mg/L)	**SGWC-13**	**12.33**	**218**	**118**	**Yes**	**26**	**0**	**n/a**	**n/a**	**0.01**	**NP**
TDS (mg/L)	**SGWC-14**	**5.445**	**146**	**118**	**Yes**	**26**	**0**	**n/a**	**n/a**	**0.01**	**NP**
TDS (mg/L)	SGWC-15	1.998	75	118	No	26	0	n/a	n/a	0.01	NP
TDS (mg/L)	**SGWC-17**	**23.9**	**282**	**118**	**Yes**	**26**	**0**	**n/a**	**n/a**	**0.01**	**NP**
TDS (mg/L)	**SGWC-19**	**11.41**	**162**	**118**	**Yes**	**26**	**0**	**n/a**	**n/a**	**0.01**	**NP**
TDS (mg/L)	SGWC-20	4.704	78	118	No	26	0	n/a	n/a	0.01	NP
TDS (mg/L)	**SGWC-21**	**11.17**	**151**	**118**	**Yes**	**26**	**0**	**n/a**	**n/a**	**0.01**	**NP**

Cobalt SGWA-1 & SGWA-25 Trend Tests - All/Significant Results

Plant Scherer Client: Southern Company Data: Scherer AP Printed 4/13/2026, 12:53 PM

Constituent	Well	Slope	Calc.	Critical	Sig.	N	%NDs	Normality	Xform	Alpha	Method
Cobalt (mg/L)	**SGWA-1 (bg)**	**-0.001227**	**-246**	**-106**	**Yes**	**29**	**6.897**	**n/a**	**n/a**	**0.05**	**NP**
Cobalt (mg/L)	**SGWA-25 (bg)**	**-0.001265**	**-199**	**-106**	**Yes**	**29**	**20.69**	**n/a**	**n/a**	**0.05**	**NP**

Cobalt SGWA-1 & SGWA-25 Trend Tests - Truncated Record - All Results (No Significant)

Plant Scherer Client: Southern Company Data: Scherer AP Printed 4/13/2026, 12:55 PM

Constituent	Well	Slope	Calc.	Critical	Sig.	N	%NDs	Normality	Xform	Alpha	Method
Cobalt (mg/L)	SGWA-1 (bg)	-0.00001046	-20	-58	No	19	10.53	n/a	n/a	0.05	NP
Cobalt (mg/L)	SGWA-25 (bg)	0	13	34	No	13	46.15	n/a	n/a	0.05	NP

Upper Tolerance Limits

Plant Scherer Client: Southern Company Data: Scherer AP Printed 4/14/2026, 12:37 PM

Constituent	Well	Upper Lim.	Date	Observ.	Sig.	Bg N	%NDs	Transform	Alpha	Method
Antimony (mg/L)	n/a	0.005	n/a	n/a	n/a	168	95.24	n/a	0.000181	NP Inter(NDs)
Arsenic (mg/L)	n/a	0.005	n/a	n/a	n/a	203	88.67	n/a	NaN	NP Inter(NDs)
Barium (mg/L)	n/a	0.091	n/a	n/a	n/a	203	0	n/a	NaN	NP Inter(normality)
Beryllium (mg/L)	n/a	0.001	n/a	n/a	n/a	203	91.13	n/a	NaN	NP Inter(NDs)
Cadmium (mg/L)	n/a	0.0011	n/a	n/a	n/a	196	98.98	n/a	NaN	NP Inter(NDs)
Chromium (mg/L)	n/a	0.028	n/a	n/a	n/a	210	23.81	n/a	NaN	NP Inter(normality)
Cobalt (mg/L)	n/a	0.005	n/a	n/a	n/a	177	78.53	n/a	NaN	NP Inter(NDs)
Combined Radium 226 + 228 (pCi/L)	n/a	1.66	n/a	n/a	n/a	203	0	n/a	NaN	NP Inter(normality)
Fluoride (mg/L)	n/a	0.24	n/a	n/a	n/a	209	55.02	n/a	NaN	NP Inter(NDs)
Lead (mg/L)	n/a	0.001	n/a	n/a	n/a	203	94.58	n/a	NaN	NP Inter(NDs)
Lithium (mg/L)	n/a	0.02	n/a	n/a	n/a	203	84.73	n/a	NaN	NP Inter(NDs)
Mercury (mg/L)	n/a	0.0005	n/a	n/a	n/a	205	93.17	n/a	NaN	NP Inter(NDs)
Molybdenum (mg/L)	n/a	0.005	n/a	n/a	n/a	196	92.35	n/a	NaN	NP Inter(NDs)
Selenium (mg/L)	n/a	0.005	n/a	n/a	n/a	203	93.6	n/a	NaN	NP Inter(NDs)
Thallium (mg/L)	n/a	0.001	n/a	n/a	n/a	202	93.56	n/a	NaN	NP Inter(NDs)

SCHERER ASH POND GWPS				
Constituent Name	**MCL**	**CCR-Rule Specified**	**Background Limit**	**GWPS**
Antimony, Total (mg/L)	0.006		0.005	0.006
Arsenic, Total (mg/L)	0.01		0.005	0.01
Barium, Total (mg/L)	2		0.091	2
Beryllium, Total (mg/L)	0.004		0.001	0.004
Cadmium, Total (mg/L)	0.005		0.0011	0.005
Chromium, Total (mg/L)	0.1		0.028	0.1
Cobalt, Total (mg/L)		0.006	0.005	0.006
Combined Radium, Total (pCi/L)	5		1.66	5
Fluoride, Total (mg/L)	4		0.2	4
Lead, Total (mg/L)		0.015	0.001	0.015
Lithium, Total (mg/L)		0.04	0.02	0.04
Mercury, Total (mg/L)	0.002		0.0005	0.002
Molybdenum, Total (mg/L)		0.1	0.005	0.1
Selenium, Total (mg/L)	0.05		0.005	0.05
Thallium, Total (mg/L)	0.002		0.001	0.002

**GWPS = Groundwater Protection Standard*

**MCL = Maximum Contaminant Level*

**CCR = Coal Combustion Residuals*

Appendix IV Confidence Intervals - Significant Results

Plant Scherer Client: Southern Company Data: Scherer AP Printed 4/14/2026, 12:42 PM

Constituent	Well	Upper Lim.	Lower Lim.	Compliance	Sig.	N	%NDs	Transform	Alpha	Method
Cobalt (mg/L)	**SGWC-10**	**0.02935**	**0.0221**	**0.006**	**Yes**	**28**	**0**	**No**	**0.01**	**Param.**
Cobalt (mg/L)	**SGWC-11**	**0.02608**	**0.02075**	**0.006**	**Yes**	**29**	**0**	**No**	**0.01**	**Param.**
Cobalt (mg/L)	**SGWC-14**	**0.01251**	**0.006822**	**0.006**	**Yes**	**29**	**0**	**ln(x)**	**0.01**	**Param.**
Cobalt (mg/L)	**SGWC-15**	**0.2716**	**0.2541**	**0.006**	**Yes**	**29**	**0**	**No**	**0.01**	**Param.**
Cobalt (mg/L)	**SGWC-18**	**0.1367**	**0.09913**	**0.006**	**Yes**	**29**	**0**	**No**	**0.01**	**Param.**
Cobalt (mg/L)	**SGWC-20**	**0.194**	**0.1442**	**0.006**	**Yes**	**29**	**0**	**No**	**0.01**	**Param.**

Appendix IV Confidence Intervals - All Results

Plant Scherer Client: Southern Company Data: Scherer AP Printed 4/14/2026, 12:42 PM

Constituent	Well	Upper Lim.	Lower Lim.	Compliance	Sig.	N	%NDs	Transform	Alpha	Method
Antimony (mg/L)	SGWC-7	0.005	0.0004	0.006	No	23	95.65	No	0.01	NP (NDs)
Antimony (mg/L)	SGWC-10	0.005	0.0014	0.006	No	22	95.45	No	0.01	NP (NDs)
Antimony (mg/L)	SGWC-13	0.005	0.0004	0.006	No	23	95.65	No	0.01	NP (NDs)
Antimony (mg/L)	SGWC-18	0.005	0.0012	0.006	No	21	95.24	No	0.01	NP (NDs)
Antimony (mg/L)	SGWC-19	0.005	0.0021	0.006	No	23	95.65	No	0.01	NP (NDs)
Antimony (mg/L)	SGWC-20	0.005	0.0019	0.006	No	22	95.45	No	0.01	NP (NDs)
Antimony (mg/L)	SGWC-21	0.005	0.0019	0.006	No	23	95.65	No	0.01	NP (NDs)
Antimony (mg/L)	SGWC-22	0.005	0.0022	0.006	No	23	95.65	No	0.01	NP (NDs)
Antimony (mg/L)	SGWC-23	0.005	0.00098	0.006	No	23	95.65	No	0.01	NP (NDs)
Antimony (mg/L)	PZ-13S	0.005	0.00046	0.006	No	9	88.89	No	0.002	NP (NDs)
Antimony (mg/L)	PZ-17I	0.005	0.00061	0.006	No	9	88.89	No	0.002	NP (NDs)
Antimony (mg/L)	PZ-40I	0.005	0.00089	0.006	No	9	88.89	No	0.002	NP (NDs)
Antimony (mg/L)	PZ-42I	0.005	0.0009	0.006	No	9	88.89	No	0.002	NP (NDs)
Arsenic (mg/L)	SGWC-6	0.005	0.0006	0.01	No	29	89.66	No	0.01	NP (NDs)
Arsenic (mg/L)	SGWC-7	0.005	0.0009	0.01	No	29	79.31	No	0.01	NP (NDs)
Arsenic (mg/L)	SGWC-8	0.005	0.001	0.01	No	29	79.31	No	0.01	NP (NDs)
Arsenic (mg/L)	SGWC-9	0.005	0.0009	0.01	No	29	68.97	No	0.01	NP (NDs)
Arsenic (mg/L)	SGWC-10	0.005	0.00074	0.01	No	28	89.29	No	0.01	NP (NDs)
Arsenic (mg/L)	SGWC-11	0.005	0.0011	0.01	No	29	68.97	No	0.01	NP (NDs)
Arsenic (mg/L)	SGWC-12	0.005	0.0011	0.01	No	29	68.97	No	0.01	NP (NDs)
Arsenic (mg/L)	SGWC-13	0.005	0.0014	0.01	No	29	86.21	No	0.01	NP (NDs)
Arsenic (mg/L)	SGWC-14	0.005	0.0014	0.01	No	29	82.76	No	0.01	NP (NDs)
Arsenic (mg/L)	SGWC-15	0.0032	0.0011	0.01	No	29	24.14	No	0.01	NP (normality)
Arsenic (mg/L)	SGWC-16	0.005	0.00055	0.01	No	29	89.66	No	0.01	NP (NDs)
Arsenic (mg/L)	SGWC-17	0.005	0.0011	0.01	No	29	79.31	No	0.01	NP (NDs)
Arsenic (mg/L)	SGWC-18	0.002845	0.001808	0.01	No	29	6.897	No	0.01	Param.
Arsenic (mg/L)	SGWC-19	0.005	0.00068	0.01	No	29	93.1	No	0.01	NP (NDs)
Arsenic (mg/L)	SGWC-20	0.005	0.00059	0.01	No	29	44.83	No	0.01	NP (normality)
Arsenic (mg/L)	SGWC-21	0.005	0.00076	0.01	No	29	96.55	No	0.01	NP (NDs)
Arsenic (mg/L)	SGWC-22	0.005	0.00089	0.01	No	29	79.31	No	0.01	NP (NDs)
Arsenic (mg/L)	SGWC-23	0.005	0.00079	0.01	No	29	93.1	No	0.01	NP (NDs)
Arsenic (mg/L)	PZ-39S	0.005	0.0019	0.01	No	10	80	No	0.011	NP (NDs)
Arsenic (mg/L)	PZ-42I	0.005	0.005	0.01	No	10	90	No	0.011	NP (NDs)
Arsenic (mg/L)	PZ-69I	0.005	0.00059	0.01	No	9	66.67	No	0.002	NP (NDs)
Barium (mg/L)	SGWC-6	0.1279	0.0865	2	No	29	0	No	0.01	Param.
Barium (mg/L)	SGWC-7	0.2811	0.2456	2	No	29	0	No	0.01	Param.
Barium (mg/L)	SGWC-8	0.1817	0.1566	2	No	29	0	No	0.01	Param.
Barium (mg/L)	SGWC-9	0.06216	0.05108	2	No	29	0	No	0.01	Param.
Barium (mg/L)	SGWC-10	0.0348	0.02899	2	No	28	0	x^(1/3)	0.01	Param.
Barium (mg/L)	SGWC-11	0.046	0.038	2	No	29	0	No	0.01	NP (normality)
Barium (mg/L)	SGWC-12	0.05879	0.04531	2	No	29	0	No	0.01	Param.
Barium (mg/L)	SGWC-13	0.03739	0.03058	2	No	29	0	No	0.01	Param.
Barium (mg/L)	SGWC-14	0.05481	0.04496	2	No	29	0	No	0.01	Param.
Barium (mg/L)	SGWC-15	0.03543	0.02971	2	No	29	0	No	0.01	Param.
Barium (mg/L)	SGWC-16	0.03525	0.02362	2	No	29	0	x^(1/3)	0.01	Param.
Barium (mg/L)	SGWC-17	0.02552	0.02102	2	No	29	0	No	0.01	Param.
Barium (mg/L)	SGWC-18	0.02072	0.014	2	No	29	0	sqrt(x)	0.01	Param.
Barium (mg/L)	SGWC-19	0.03684	0.02925	2	No	29	0	No	0.01	Param.
Barium (mg/L)	SGWC-20	0.02927	0.02309	2	No	29	0	ln(x)	0.01	Param.
Barium (mg/L)	SGWC-21	0.12	0.092	2	No	29	0	No	0.01	NP (normality)
Barium (mg/L)	SGWC-22	0.08648	0.07697	2	No	29	0	No	0.01	Param.
Barium (mg/L)	SGWC-23	0.07659	0.0641	2	No	29	0	x^(1/3)	0.01	Param.
Barium (mg/L)	PZ-13S	0.04842	0.04246	2	No	9	0	No	0.01	Param.
Barium (mg/L)	PZ-14S	0.03615	0.03222	2	No	11	0	No	0.01	Param.
Barium (mg/L)	PZ-17I	0.06308	0.05512	2	No	10	0	No	0.01	Param.
Barium (mg/L)	PZ-39S	0.04362	0.03609	2	No	10	0	x^4	0.01	Param.
Barium (mg/L)	PZ-40I	0.055	0.033	2	No	10	0	No	0.011	NP (normality)
Barium (mg/L)	PZ-41S	0.032	0.023	2	No	11	0	No	0.006	NP (normality)
Barium (mg/L)	PZ-42I	0.056	0.047	2	No	10	0	No	0.011	NP (normality)
Barium (mg/L)	PZ-43S	0.0908	0.06121	2	No	10	0	sqrt(x)	0.01	Param.
Barium (mg/L)	PZ-44I	0.01183	0.008125	2	No	10	0	No	0.01	Param.
Barium (mg/L)	PZ-69I	0.185	0.1439	2	No	9	0	No	0.01	Param.
Barium (mg/L)	PZ-29S	0.04848	0.01402	2	No	4	0	No	0.01	Param.
Barium (mg/L)	PZ-30I	0.08878	0.05072	2	No	4	0	No	0.01	Param.
Beryllium (mg/L)	SGWC-6	0.001	0.0002	0.004	No	29	96.55	No	0.01	NP (NDs)
Beryllium (mg/L)	SGWC-7	0.001	0.00033	0.004	No	29	93.1	No	0.01	NP (NDs)
Beryllium (mg/L)	SGWC-8	0.001	0.00057	0.004	No	29	89.66	No	0.01	NP (NDs)
Beryllium (mg/L)	SGWC-9	0.001	0.00032	0.004	No	29	96.55	No	0.01	NP (NDs)

Appendix IV Confidence Intervals - All Results

Plant Scherer Client: Southern Company Data: Scherer AP Printed 4/14/2026, 12:42 PM

Constituent	Well	Upper Lim.	Lower Lim.	Compliance	Sig.	N	%NDs	Transform	Alpha	Method
Beryllium (mg/L)	SGWC-10	0.0025	0.00048	0.004	No	28	92.86	No	0.01	NP (NDs)
Beryllium (mg/L)	SGWC-11	0.001	0.00032	0.004	No	29	96.55	No	0.01	NP (NDs)
Beryllium (mg/L)	SGWC-13	0.001	0.00039	0.004	No	29	96.55	No	0.01	NP (NDs)
Beryllium (mg/L)	SGWC-14	0.001	0.00053	0.004	No	29	89.66	No	0.01	NP (NDs)
Beryllium (mg/L)	SGWC-15	0.00052	0.00038	0.004	No	29	10.34	No	0.01	NP (normality)
Beryllium (mg/L)	SGWC-16	0.001	0.00044	0.004	No	29	96.55	No	0.01	NP (NDs)
Beryllium (mg/L)	SGWC-17	0.001	0.00028	0.004	No	29	96.55	No	0.01	NP (NDs)
Beryllium (mg/L)	SGWC-18	0.0025	0.00035	0.004	No	29	55.17	No	0.01	NP (NDs)
Beryllium (mg/L)	SGWC-19	0.001	0.00022	0.004	No	29	75.86	No	0.01	NP (NDs)
Beryllium (mg/L)	SGWC-20	0.0008231	0.0006681	0.004	No	29	0	No	0.01	Param.
Beryllium (mg/L)	SGWC-22	0.001	0.00033	0.004	No	29	96.55	No	0.01	NP (NDs)
Cadmium (mg/L)	SGWC-6	0.0007	0.00022	0.005	No	28	96.43	No	0.01	NP (NDs)
Cadmium (mg/L)	SGWC-8	0.0007	0.00031	0.005	No	28	96.43	No	0.01	NP (NDs)
Cadmium (mg/L)	SGWC-11	0.0007	0.00022	0.005	No	28	96.43	No	0.01	NP (NDs)
Cadmium (mg/L)	SGWC-14	0.0007	0.00057	0.005	No	28	82.14	No	0.01	NP (NDs)
Cadmium (mg/L)	SGWC-15	0.00064	0.00027	0.005	No	28	28.57	No	0.01	NP (normality)
Cadmium (mg/L)	SGWC-16	0.0007	0.00042	0.005	No	28	96.43	No	0.01	NP (NDs)
Cadmium (mg/L)	SGWC-18	0.0025	0.00032	0.005	No	27	62.96	No	0.01	NP (NDs)
Cadmium (mg/L)	SGWC-19	0.0007	0.00036	0.005	No	28	92.86	No	0.01	NP (NDs)
Cadmium (mg/L)	SGWC-20	0.0007	0.00015	0.005	No	28	82.14	No	0.01	NP (NDs)
Cadmium (mg/L)	SGWC-21	0.0007	0.00039	0.005	No	28	96.43	No	0.01	NP (NDs)
Chromium (mg/L)	SGWC-7	0.005	0.0026	0.1	No	29	89.66	No	0.01	NP (NDs)
Chromium (mg/L)	SGWC-8	0.005	0.0023	0.1	No	29	51.72	No	0.01	NP (NDs)
Chromium (mg/L)	SGWC-9	0.005	0.0039	0.1	No	29	93.1	No	0.01	NP (NDs)
Chromium (mg/L)	SGWC-10	0.005	0.0012	0.1	No	28	96.43	No	0.01	NP (NDs)
Chromium (mg/L)	SGWC-12	0.005	0.0023	0.1	No	29	96.55	No	0.01	NP (NDs)
Chromium (mg/L)	SGWC-13	0.005	0.0017	0.1	No	29	96.55	No	0.01	NP (NDs)
Chromium (mg/L)	SGWC-14	0.005	0.0019	0.1	No	29	65.52	No	0.01	NP (NDs)
Chromium (mg/L)	SGWC-15	0.03451	0.03241	0.1	No	29	0	No	0.01	Param.
Chromium (mg/L)	SGWC-16	0.0126	0.01063	0.1	No	29	0	No	0.01	Param.
Chromium (mg/L)	SGWC-17	0.00723	0.005011	0.1	No	29	0	No	0.01	Param.
Chromium (mg/L)	SGWC-18	0.01	0.008019	0.1	No	29	0	ln(x)	0.01	Param.
Chromium (mg/L)	SGWC-19	0.01573	0.0145	0.1	No	29	0	No	0.01	Param.
Chromium (mg/L)	SGWC-20	0.005	0.0024	0.1	No	29	79.31	No	0.01	NP (NDs)
Chromium (mg/L)	SGWC-21	0.005	0.0022	0.1	No	29	79.31	No	0.01	NP (NDs)
Chromium (mg/L)	SGWC-22	0.005	0.0022	0.1	No	29	62.07	No	0.01	NP (NDs)
Chromium (mg/L)	SGWC-23	0.005	0.0017	0.1	No	29	37.93	No	0.01	NP (normality)
Chromium (mg/L)	PZ-13S	0.003914	0.002552	0.1	No	9	22.22	No	0.01	Param.
Chromium (mg/L)	PZ-14S	0.00246	0.001652	0.1	No	11	18.18	ln(x)	0.01	Param.
Chromium (mg/L)	PZ-17I	0.004161	0.002964	0.1	No	10	20	No	0.01	Param.
Chromium (mg/L)	PZ-39S	0.02848	0.01724	0.1	No	10	0	x^2	0.01	Param.
Chromium (mg/L)	PZ-41S	0.0059	0.005	0.1	No	11	9.091	No	0.006	NP (normality)
Chromium (mg/L)	PZ-42I	0.005	0.003	0.1	No	10	80	No	0.011	NP (NDs)
Chromium (mg/L)	PZ-43S	0.0044	0.002	0.1	No	10	40	No	0.011	NP (normality)
Chromium (mg/L)	PZ-44I	0.005	0.0046	0.1	No	10	80	No	0.011	NP (NDs)
Chromium (mg/L)	PZ-30I	0.01258	0.005467	0.1	No	4	0	No	0.01	Param.
Cobalt (mg/L)	SGWC-6	0.005	0.0018	0.006	No	29	51.72	No	0.01	NP (NDs)
Cobalt (mg/L)	SGWC-7	0.007173	0.002901	0.006	No	29	6.897	sqrt(x)	0.01	Param.
Cobalt (mg/L)	SGWC-8	0.005	0.00265	0.006	No	29	72.41	No	0.01	NP (NDs)
Cobalt (mg/L)	SGWC-9	0.013	0.00084	0.006	No	29	6.897	No	0.01	NP (normality)
Cobalt (mg/L)	**SGWC-10**	**0.02935**	**0.0221**	**0.006**	**Yes**	**28**	**0**	**No**	**0.01**	**Param.**
Cobalt (mg/L)	**SGWC-11**	**0.02608**	**0.02075**	**0.006**	**Yes**	**29**	**0**	**No**	**0.01**	**Param.**
Cobalt (mg/L)	SGWC-12	0.00337	0.002152	0.006	No	29	0	No	0.01	Param.
Cobalt (mg/L)	SGWC-13	0.0068	0.0019	0.006	No	29	0	No	0.01	NP (normality)
Cobalt (mg/L)	**SGWC-14**	**0.01251**	**0.006822**	**0.006**	**Yes**	**29**	**0**	**ln(x)**	**0.01**	**Param.**
Cobalt (mg/L)	**SGWC-15**	**0.2716**	**0.2541**	**0.006**	**Yes**	**29**	**0**	**No**	**0.01**	**Param.**
Cobalt (mg/L)	SGWC-16	0.005648	0.003981	0.006	No	29	0	x^(1/3)	0.01	Param.
Cobalt (mg/L)	SGWC-17	0.00069	0.00043	0.006	No	29	13.79	No	0.01	NP (normality)
Cobalt (mg/L)	**SGWC-18**	**0.1367**	**0.09913**	**0.006**	**Yes**	**29**	**0**	**No**	**0.01**	**Param.**
Cobalt (mg/L)	SGWC-19	0.005	0.0006	0.006	No	29	62.07	No	0.01	NP (NDs)
Cobalt (mg/L)	**SGWC-20**	**0.194**	**0.1442**	**0.006**	**Yes**	**29**	**0**	**No**	**0.01**	**Param.**
Cobalt (mg/L)	SGWC-21	0.005	0.00022	0.006	No	29	72.41	No	0.01	NP (NDs)
Cobalt (mg/L)	SGWC-22	0.002583	0.001401	0.006	No	29	3.448	sqrt(x)	0.01	Param.
Cobalt (mg/L)	SGWC-23	0.005	0.00013	0.006	No	29	96.55	No	0.01	NP (NDs)
Cobalt (mg/L)	PZ-13S	0.006073	0.004227	0.006	No	12	0	No	0.01	Param.
Cobalt (mg/L)	PZ-14S	0.005	0.00019	0.006	No	13	23.08	No	0.01	NP (normality)
Cobalt (mg/L)	PZ-39S	0.005	0.00028	0.006	No	12	58.33	No	0.01	NP (NDs)
Cobalt (mg/L)	PZ-40I	0.0029	0.00094	0.006	No	10	0	No	0.011	NP (normality)

Appendix IV Confidence Intervals - All Results

Plant Scherer Client: Southern Company Data: Scherer AP Printed 4/14/2026, 12:42 PM

Constituent	Well	Upper Lim.	Lower Lim.	Compliance	Sig.	N	%NDs	Transform	Alpha	Method
Cobalt (mg/L)	PZ-41S	0.00201	0.0003561	0.006	No	13	23.08	x^(1/3)	0.01	Param.
Cobalt (mg/L)	PZ-42I	0.005	0.00032	0.006	No	10	30	No	0.011	NP (normality)
Cobalt (mg/L)	PZ-43S	0.0086	0.00097	0.006	No	12	75	No	0.01	NP (NDs)
Cobalt (mg/L)	PZ-44I	0.002302	0.001578	0.006	No	10	0	No	0.01	Param.
Cobalt (mg/L)	PZ-69I	0.002886	0.001447	0.006	No	9	0	No	0.01	Param.
Cobalt (mg/L)	PZ-30I	0.001951	0.00008869	0.006	No	4	25	No	0.01	Param.
Combined Radium 226 + 228 (pCi/L)	SGWC-6	0.3721	0.1692	5	No	29	0	No	0.01	Param.
Combined Radium 226 + 228 (pCi/L)	SGWC-7	0.556	0.2953	5	No	29	0	No	0.01	Param.
Combined Radium 226 + 228 (pCi/L)	SGWC-8	2.382	1.874	5	No	29	0	No	0.01	Param.
Combined Radium 226 + 228 (pCi/L)	SGWC-9	0.425	0.076	5	No	29	0	No	0.01	NP (normality)
Combined Radium 226 + 228 (pCi/L)	SGWC-10	0.47	0.123	5	No	28	0	No	0.01	NP (normality)
Combined Radium 226 + 228 (pCi/L)	SGWC-11	0.5027	0.2061	5	No	29	0	No	0.01	Param.
Combined Radium 226 + 228 (pCi/L)	SGWC-12	0.43	0.1861	5	No	29	0	No	0.01	Param.
Combined Radium 226 + 228 (pCi/L)	SGWC-13	0.4877	0.23	5	No	29	0	No	0.01	Param.
Combined Radium 226 + 228 (pCi/L)	SGWC-14	0.3415	0.1088	5	No	29	0	No	0.01	Param.
Combined Radium 226 + 228 (pCi/L)	SGWC-15	0.4912	0.3007	5	No	29	0	No	0.01	Param.
Combined Radium 226 + 228 (pCi/L)	SGWC-16	0.3237	0.1209	5	No	29	0	No	0.01	Param.
Combined Radium 226 + 228 (pCi/L)	SGWC-17	0.4795	0.173	5	No	29	0	No	0.01	NP (normality)
Combined Radium 226 + 228 (pCi/L)	SGWC-18	0.433	0.139	5	No	29	0	No	0.01	NP (normality)
Combined Radium 226 + 228 (pCi/L)	SGWC-19	0.396	0.11	5	No	29	0	No	0.01	NP (normality)
Combined Radium 226 + 228 (pCi/L)	SGWC-20	0.5029	0.2561	5	No	29	0	No	0.01	Param.
Combined Radium 226 + 228 (pCi/L)	SGWC-21	0.565	0.253	5	No	29	0	No	0.01	NP (normality)
Combined Radium 226 + 228 (pCi/L)	SGWC-22	0.4363	0.1765	5	No	29	0	sqrt(x)	0.01	Param.
Combined Radium 226 + 228 (pCi/L)	SGWC-23	0.5812	0.359	5	No	29	0	No	0.01	Param.
Combined Radium 226 + 228 (pCi/L)	PZ-13S	0.3159	-0.1637	5	No	9	0	No	0.01	Param.
Combined Radium 226 + 228 (pCi/L)	PZ-14S	0.376	0.12	5	No	11	0	No	0.01	Param.
Combined Radium 226 + 228 (pCi/L)	PZ-17I	1.154	-0.0003198	5	No	11	0	x^(1/3)	0.01	Param.
Combined Radium 226 + 228 (pCi/L)	PZ-39S	0.4745	-0.007214	5	No	10	0	No	0.01	Param.
Combined Radium 226 + 228 (pCi/L)	PZ-40I	1.302	0.2987	5	No	10	0	No	0.01	Param.
Combined Radium 226 + 228 (pCi/L)	PZ-41S	0.4491	0.004567	5	No	11	0	No	0.01	Param.
Combined Radium 226 + 228 (pCi/L)	PZ-42I	0.7449	0.1861	5	No	10	0	sqrt(x)	0.01	Param.
Combined Radium 226 + 228 (pCi/L)	PZ-43S	0.7428	0.1038	5	No	10	0	sqrt(x)	0.01	Param.
Combined Radium 226 + 228 (pCi/L)	PZ-44I	0.6398	-0.002912	5	No	10	0	x^(1/3)	0.01	Param.
Combined Radium 226 + 228 (pCi/L)	PZ-69I	0.7908	0.127	5	No	9	0	No	0.01	Param.
Combined Radium 226 + 228 (pCi/L)	PZ-29S	1.363	-0.00007107	5	No	4	0	sqrt(x)	0.01	Param.
Combined Radium 226 + 228 (pCi/L)	PZ-30I	1.023	-0.253	5	No	4	0	No	0.01	Param.
Fluoride (mg/L)	SGWC-6	0.1245	0.09524	4	No	30	16.67	ln(x)	0.01	Param.
Fluoride (mg/L)	SGWC-7	0.2296	0.1827	4	No	30	3.333	No	0.01	Param.
Fluoride (mg/L)	SGWC-8	0.5321	0.3829	4	No	30	0	sqrt(x)	0.01	Param.
Fluoride (mg/L)	SGWC-9	0.09407	0.06071	4	No	30	40	ln(x)	0.01	Param.
Fluoride (mg/L)	SGWC-10	0.2	0.15	4	No	29	79.31	No	0.01	NP (NDs)
Fluoride (mg/L)	SGWC-11	0.2	0.12	4	No	30	76.67	No	0.01	NP (NDs)
Fluoride (mg/L)	SGWC-12	0.18	0.074	4	No	30	23.33	No	0.01	NP (normality)
Fluoride (mg/L)	SGWC-13	0.2	0.083	4	No	30	63.33	No	0.01	NP (NDs)
Fluoride (mg/L)	SGWC-14	0.2	0.13	4	No	30	66.67	No	0.01	NP (NDs)
Fluoride (mg/L)	SGWC-15	0.14	0.11	4	No	30	10	No	0.01	NP (normality)
Fluoride (mg/L)	SGWC-16	0.2	0.17	4	No	30	70	No	0.01	NP (NDs)
Fluoride (mg/L)	SGWC-17	0.2	0.058	4	No	30	40	No	0.01	NP (normality)
Fluoride (mg/L)	SGWC-18	0.2	0.099	4	No	30	60	No	0.01	NP (NDs)
Fluoride (mg/L)	SGWC-19	0.2	0.18	4	No	30	76.67	No	0.01	NP (NDs)
Fluoride (mg/L)	SGWC-20	0.2407	0.1684	4	No	30	10	sqrt(x)	0.01	Param.
Fluoride (mg/L)	SGWC-21	0.1032	0.07305	4	No	30	33.33	x^(1/3)	0.01	Param.
Fluoride (mg/L)	SGWC-22	0.2	0.1	4	No	30	66.67	No	0.01	NP (NDs)
Fluoride (mg/L)	SGWC-23	0.2	0.055	4	No	30	36.67	No	0.01	NP (normality)
Fluoride (mg/L)	PZ-13S	0.2	0.042	4	No	9	55.56	No	0.002	NP (NDs)
Fluoride (mg/L)	PZ-14S	0.2	0.043	4	No	11	63.64	No	0.006	NP (NDs)
Fluoride (mg/L)	PZ-17I	0.2	0.046	4	No	10	40	No	0.011	NP (normality)
Fluoride (mg/L)	PZ-39S	0.2	0.043	4	No	10	50	No	0.011	NP (normality)
Fluoride (mg/L)	PZ-40I	0.2	0.047	4	No	10	60	No	0.011	NP (NDs)
Fluoride (mg/L)	PZ-41S	0.2	0.06	4	No	11	72.73	No	0.006	NP (NDs)
Fluoride (mg/L)	PZ-42I	0.1245	0.04149	4	No	10	30	No	0.01	Param.
Fluoride (mg/L)	PZ-43S	0.2	0.037	4	No	10	50	No	0.011	NP (normality)
Fluoride (mg/L)	PZ-44I	0.2	0.034	4	No	10	60	No	0.011	NP (NDs)
Fluoride (mg/L)	PZ-69I	0.21	0.083	4	No	9	33.33	No	0.002	NP (normality)
Fluoride (mg/L)	PZ-29S	0.275	0	4	No	4	25	No	0.01	Param.
Fluoride (mg/L)	PZ-30I	0.1812	0	4	No	4	25	No	0.01	Param.
Lead (mg/L)	SGWC-6	0.001	0.00054	0.015	No	29	89.66	No	0.01	NP (NDs)
Lead (mg/L)	SGWC-7	0.001	0.00085	0.015	No	29	89.66	No	0.01	NP (NDs)

Appendix IV Confidence Intervals - All Results

Plant Scherer Client: Southern Company Data: Scherer AP Printed 4/14/2026, 12:42 PM

Constituent	Well	Upper Lim.	Lower Lim.	Compliance	Sig.	N	%NDs	Transform	Alpha	Method
Lead (mg/L)	SGWC-8	0.001	0.00062	0.015	No	29	93.1	No	0.01	NP (NDs)
Lead (mg/L)	SGWC-10	0.001	0.00014	0.015	No	28	89.29	No	0.01	NP (NDs)
Lead (mg/L)	SGWC-12	0.001	0.0002	0.015	No	29	96.55	No	0.01	NP (NDs)
Lead (mg/L)	SGWC-13	0.001	0.00039	0.015	No	29	93.1	No	0.01	NP (NDs)
Lead (mg/L)	SGWC-14	0.001	0.00066	0.015	No	29	89.66	No	0.01	NP (NDs)
Lead (mg/L)	SGWC-15	0.001	0.00023	0.015	No	29	96.55	No	0.01	NP (NDs)
Lead (mg/L)	SGWC-16	0.001	0.001	0.015	No	29	93.1	No	0.01	NP (NDs)
Lead (mg/L)	SGWC-17	0.001	0.001	0.015	No	29	93.1	No	0.01	NP (NDs)
Lead (mg/L)	SGWC-18	0.001	0.00071	0.015	No	29	93.1	No	0.01	NP (NDs)
Lead (mg/L)	SGWC-19	0.001	0.00033	0.015	No	29	96.55	No	0.01	NP (NDs)
Lead (mg/L)	SGWC-20	0.001	0.00028	0.015	No	29	55.17	No	0.01	NP (NDs)
Lead (mg/L)	SGWC-21	0.001	0.00041	0.015	No	29	75.86	No	0.01	NP (NDs)
Lead (mg/L)	SGWC-22	0.001	0.00019	0.015	No	29	82.76	No	0.01	NP (NDs)
Lead (mg/L)	SGWC-23	0.001	0.00009	0.015	No	29	96.55	No	0.01	NP (NDs)
Lead (mg/L)	PZ-13S	0.001	0.00069	0.015	No	9	88.89	No	0.002	NP (NDs)
Lead (mg/L)	PZ-42I	0.001	0.001	0.015	No	10	80	No	0.011	NP (NDs)
Lithium (mg/L)	SGWC-6	0.02	0.0051	0.04	No	29	82.76	No	0.01	NP (NDs)
Lithium (mg/L)	SGWC-7	0.005813	0.004339	0.04	No	29	3.448	No	0.01	Param.
Lithium (mg/L)	SGWC-8	0.02	0.0025	0.04	No	29	68.97	No	0.01	NP (NDs)
Lithium (mg/L)	SGWC-9	0.02	0.0014	0.04	No	29	96.55	No	0.01	NP (NDs)
Lithium (mg/L)	SGWC-10	0.02	0.0011	0.04	No	28	96.43	No	0.01	NP (NDs)
Lithium (mg/L)	SGWC-11	0.02	0.0031	0.04	No	29	62.07	No	0.01	NP (NDs)
Lithium (mg/L)	SGWC-12	0.02	0.0012	0.04	No	29	93.1	No	0.01	NP (NDs)
Lithium (mg/L)	SGWC-13	0.02	0.0026	0.04	No	29	86.21	No	0.01	NP (NDs)
Lithium (mg/L)	SGWC-14	0.02	0.0044	0.04	No	29	82.76	No	0.01	NP (NDs)
Lithium (mg/L)	SGWC-15	0.02	0.0037	0.04	No	29	44.83	No	0.01	NP (normality)
Lithium (mg/L)	SGWC-16	0.02	0.0038	0.04	No	29	89.66	No	0.01	NP (NDs)
Lithium (mg/L)	SGWC-17	0.02	0.0014	0.04	No	29	96.55	No	0.01	NP (NDs)
Lithium (mg/L)	SGWC-18	0.0069	0.0042	0.04	No	29	24.14	No	0.01	NP (normality)
Lithium (mg/L)	SGWC-19	0.02	0.016	0.04	No	29	68.97	No	0.01	NP (NDs)
Lithium (mg/L)	SGWC-20	0.0053	0.0038	0.04	No	29	17.24	No	0.01	NP (normality)
Lithium (mg/L)	SGWC-21	0.02	0.0038	0.04	No	29	79.31	No	0.01	NP (NDs)
Lithium (mg/L)	SGWC-22	0.02	0.0033	0.04	No	29	82.76	No	0.01	NP (NDs)
Lithium (mg/L)	SGWC-23	0.02	0.0034	0.04	No	29	41.38	No	0.01	NP (normality)
Lithium (mg/L)	PZ-13S	0.02	0.0023	0.04	No	9	66.67	No	0.002	NP (NDs)
Lithium (mg/L)	PZ-14S	0.02	0.0015	0.04	No	13	61.54	No	0.01	NP (NDs)
Lithium (mg/L)	PZ-17I	0.02	0.0017	0.04	No	10	80	No	0.011	NP (NDs)
Lithium (mg/L)	PZ-39S	0.0134	0.003105	0.04	No	10	10	No	0.01	Param.
Lithium (mg/L)	PZ-40I	0.01439	0.008694	0.04	No	10	0	No	0.01	Param.
Lithium (mg/L)	PZ-41S	0.02	0.0029	0.04	No	11	72.73	No	0.006	NP (NDs)
Lithium (mg/L)	PZ-42I	0.01381	0.00346	0.04	No	10	10	ln(x)	0.01	Param.
Lithium (mg/L)	PZ-43S	0.005663	0.002615	0.04	No	10	20	x^(1/3)	0.01	Param.
Lithium (mg/L)	PZ-44I	0.037	0.01	0.04	No	14	7.143	No	0.01	NP (normality)
Lithium (mg/L)	PZ-69I	0.02	0.0025	0.04	No	9	55.56	No	0.002	NP (NDs)
Mercury (mg/L)	SGWC-6	0.0002	0.00011	0.002	No	29	96.55	No	0.01	NP (NDs)
Mercury (mg/L)	SGWC-7	0.0002	0.00011	0.002	No	29	96.55	No	0.01	NP (NDs)
Mercury (mg/L)	SGWC-8	0.0002	0.00017	0.002	No	29	93.1	No	0.01	NP (NDs)
Mercury (mg/L)	SGWC-9	0.0002	0.0002	0.002	No	29	93.1	No	0.01	NP (NDs)
Mercury (mg/L)	SGWC-10	0.0002	0.00013	0.002	No	28	96.43	No	0.01	NP (NDs)
Mercury (mg/L)	SGWC-11	0.0002	0.0002	0.002	No	29	93.1	No	0.01	NP (NDs)
Mercury (mg/L)	SGWC-12	0.0002	0.000093	0.002	No	29	96.55	No	0.01	NP (NDs)
Mercury (mg/L)	SGWC-13	0.0002	0.00011	0.002	No	29	96.55	No	0.01	NP (NDs)
Mercury (mg/L)	SGWC-14	0.0002	0.00012	0.002	No	29	82.76	No	0.01	NP (NDs)
Mercury (mg/L)	SGWC-15	0.0002	0.00012	0.002	No	29	44.83	No	0.01	NP (normality)
Mercury (mg/L)	SGWC-16	0.0002	0.000076	0.002	No	29	96.55	No	0.01	NP (NDs)
Mercury (mg/L)	SGWC-17	0.0002	0.00017	0.002	No	29	79.31	No	0.01	NP (NDs)
Mercury (mg/L)	SGWC-18	0.0002	0.00018	0.002	No	29	41.38	No	0.01	NP (normality)
Mercury (mg/L)	SGWC-20	0.0002	0.00017	0.002	No	29	86.21	No	0.01	NP (NDs)
Mercury (mg/L)	SGWC-21	0.0002	0.0001	0.002	No	29	96.55	No	0.01	NP (NDs)
Mercury (mg/L)	SGWC-22	0.0002	0.000099	0.002	No	29	96.55	No	0.01	NP (NDs)
Mercury (mg/L)	SGWC-23	0.0002	0.00011	0.002	No	29	86.21	No	0.01	NP (NDs)
Mercury (mg/L)	PZ-13S	0.0005191	0.0001225	0.002	No	9	0	ln(x)	0.01	Param.
Mercury (mg/L)	PZ-44I	0.0002	0.0002	0.002	No	10	90	No	0.011	NP (NDs)
Molybdenum (mg/L)	SGWC-6	0.005	0.00099	0.1	No	28	92.86	No	0.01	NP (NDs)
Molybdenum (mg/L)	SGWC-7	0.0033	0.0012	0.1	No	28	17.86	No	0.01	NP (normality)
Molybdenum (mg/L)	SGWC-8	0.005	0.0008	0.1	No	28	92.86	No	0.01	NP (NDs)
Molybdenum (mg/L)	SGWC-9	0.005	0.0014	0.1	No	28	67.86	No	0.01	NP (NDs)
Molybdenum (mg/L)	SGWC-12	0.005	0.0012	0.1	No	28	92.86	No	0.01	NP (NDs)

Appendix IV Confidence Intervals - All Results

Plant Scherer Client: Southern Company Data: Scherer AP Printed 4/14/2026, 12:42 PM

Constituent	Well	Upper Lim.	Lower Lim.	Compliance	Sig.	N	%NDs	Transform	Alpha	Method
Molybdenum (mg/L)	SGWC-14	0.005	0.003	0.1	No	28	92.86	No	0.01	NP (NDs)
Molybdenum (mg/L)	SGWC-16	0.005	0.0011	0.1	No	28	96.43	No	0.01	NP (NDs)
Molybdenum (mg/L)	SGWC-23	0.005	0.00062	0.1	No	28	96.43	No	0.01	NP (NDs)
Molybdenum (mg/L)	PZ-39S	0.0075	0.00087	0.1	No	9	11.11	No	0.002	NP (normality)
Molybdenum (mg/L)	PZ-40I	0.005	0.00069	0.1	No	9	77.78	No	0.002	NP (NDs)
Molybdenum (mg/L)	PZ-42I	0.008523	0.005988	0.1	No	9	0	No	0.01	Param.
Molybdenum (mg/L)	PZ-43S	0.015	0.00089	0.1	No	9	77.78	No	0.002	NP (NDs)
Molybdenum (mg/L)	PZ-69I	0.015	0.00069	0.1	No	9	33.33	No	0.002	NP (normality)
Selenium (mg/L)	SGWC-6	0.005	0.00057	0.05	No	29	89.66	No	0.01	NP (NDs)
Selenium (mg/L)	SGWC-7	0.005	0.00034	0.05	No	29	96.55	No	0.01	NP (NDs)
Selenium (mg/L)	SGWC-11	0.005	0.00046	0.05	No	29	96.55	No	0.01	NP (NDs)
Selenium (mg/L)	SGWC-12	0.005	0.00031	0.05	No	29	96.55	No	0.01	NP (NDs)
Selenium (mg/L)	SGWC-13	0.005	0.00064	0.05	No	29	93.1	No	0.01	NP (NDs)
Selenium (mg/L)	SGWC-14	0.005	0.00084	0.05	No	29	93.1	No	0.01	NP (NDs)
Selenium (mg/L)	SGWC-15	0.005	0.0034	0.05	No	29	51.72	No	0.01	NP (NDs)
Selenium (mg/L)	SGWC-16	0.005	0.0014	0.05	No	29	68.97	No	0.01	NP (NDs)
Selenium (mg/L)	SGWC-17	0.005	0.00064	0.05	No	29	89.66	No	0.01	NP (NDs)
Selenium (mg/L)	SGWC-18	0.007117	0.003232	0.05	No	29	10.34	ln(x)	0.01	Param.
Selenium (mg/L)	SGWC-19	0.005	0.00099	0.05	No	29	86.21	No	0.01	NP (NDs)
Selenium (mg/L)	SGWC-20	0.005	0.00396	0.05	No	29	65.52	No	0.01	NP (NDs)
Selenium (mg/L)	SGWC-23	0.005	0.00075	0.05	No	29	86.21	No	0.01	NP (NDs)
Selenium (mg/L)	PZ-17I	0.005	0.005	0.05	No	10	90	No	0.011	NP (NDs)
Selenium (mg/L)	PZ-39S	0.005	0.0014	0.05	No	10	40	No	0.011	NP (normality)
Selenium (mg/L)	PZ-40I	0.005	0.005	0.05	No	10	90	No	0.011	NP (NDs)
Selenium (mg/L)	PZ-41S	0.006724	0.005076	0.05	No	11	0	No	0.01	Param.
Selenium (mg/L)	PZ-42I	0.005	0.005	0.05	No	10	90	No	0.011	NP (NDs)
Selenium (mg/L)	PZ-44I	0.005	0.005	0.05	No	10	90	No	0.011	NP (NDs)
Thallium (mg/L)	SGWC-6	0.001	0.00049	0.002	No	29	86.21	No	0.01	NP (NDs)
Thallium (mg/L)	SGWC-7	0.001	0.00042	0.002	No	29	93.1	No	0.01	NP (NDs)
Thallium (mg/L)	SGWC-8	0.001	0.00079	0.002	No	29	86.21	No	0.01	NP (NDs)
Thallium (mg/L)	SGWC-9	0.001	0.0004	0.002	No	29	93.1	No	0.01	NP (NDs)
Thallium (mg/L)	SGWC-10	0.001	0.00075	0.002	No	28	89.29	No	0.01	NP (NDs)
Thallium (mg/L)	SGWC-11	0.001	0.00016	0.002	No	29	93.1	No	0.01	NP (NDs)
Thallium (mg/L)	SGWC-12	0.001	0.00034	0.002	No	29	93.1	No	0.01	NP (NDs)
Thallium (mg/L)	SGWC-13	0.001	0.0003	0.002	No	29	93.1	No	0.01	NP (NDs)
Thallium (mg/L)	SGWC-14	0.001	0.00035	0.002	No	29	86.21	No	0.01	NP (NDs)
Thallium (mg/L)	SGWC-15	0.001	0.00016	0.002	No	29	62.07	No	0.01	NP (NDs)
Thallium (mg/L)	SGWC-16	0.001	0.00064	0.002	No	29	96.55	No	0.01	NP (NDs)
Thallium (mg/L)	SGWC-17	0.001	0.00024	0.002	No	29	96.55	No	0.01	NP (NDs)
Thallium (mg/L)	SGWC-18	0.001	0.00016	0.002	No	29	34.48	No	0.01	NP (normality)
Thallium (mg/L)	SGWC-20	0.001	0.00017	0.002	No	29	34.48	No	0.01	NP (normality)
Thallium (mg/L)	SGWC-22	0.001	0.00038	0.002	No	29	96.55	No	0.01	NP (NDs)
Thallium (mg/L)	SGWC-23	0.001	0.00016	0.002	No	29	96.55	No	0.01	NP (NDs)
Thallium (mg/L)	PZ-41S	0.001	0.001	0.002	No	11	90.91	No	0.006	NP (NDs)

Appendix IV Trend Tests - Confidence Interval Exceedances - Significant Results

Plant Scherer Client: Southern Company Data: Scherer AP Printed 4/13/2026, 1:02 PM

Constituent	Well	Slope	Calc.	Critical	Sig.	N	%NDs	Normality	Xform	Alpha	Method
Cobalt (mg/L)	**SGWC-11**	**-0.001628**	**-255**	**-106**	**Yes**	**29**	**0**	**n/a**	**n/a**	**0.05**	**NP**
Cobalt (mg/L)	**SGWC-18**	**-0.007318**	**-184**	**-106**	**Yes**	**29**	**0**	**n/a**	**n/a**	**0.05**	**NP**
Cobalt (mg/L)	**SGWC-20**	**-0.0145**	**-238**	**-106**	**Yes**	**29**	**0**	**n/a**	**n/a**	**0.05**	**NP**

Appendix IV Trend Tests - Confidence Interval Exceedances - All Results

Plant Scherer Client: Southern Company Data: Scherer AP Printed 4/13/2026, 1:02 PM

Constituent	Well	Slope	Calc.	Critical	Sig.	N	%NDs	Normality	Xform	Alpha	Method
Cobalt (mg/L)	SGWA-1 (bg)	-0.00001046	-20	-58	No	19	10.53	n/a	n/a	0.05	NP
Cobalt (mg/L)	SGWA-2 (bg)	0	17	106	No	29	93.1	n/a	n/a	0.05	NP
Cobalt (mg/L)	SGWA-3 (bg)	0	24	106	No	29	96.55	n/a	n/a	0.05	NP
Cobalt (mg/L)	SGWA-4 (bg)	0	21	106	No	29	93.1	n/a	n/a	0.05	NP
Cobalt (mg/L)	SGWA-5 (bg)	0	-28	-106	No	29	96.55	n/a	n/a	0.05	NP
Cobalt (mg/L)	SGWA-24 (bg)	0	33	106	No	29	72.41	n/a	n/a	0.05	NP
Cobalt (mg/L)	SGWA-25 (bg)	0	13	34	No	13	46.15	n/a	n/a	0.05	NP
Cobalt (mg/L)	SGWC-10	0	-9	-101	No	28	0	n/a	n/a	0.05	NP
Cobalt (mg/L)	**SGWC-11**	**-0.001628**	**-255**	**-106**	**Yes**	**29**	**0**	**n/a**	**n/a**	**0.05**	**NP**
Cobalt (mg/L)	SGWC-14	0.00008157	14	106	No	29	0	n/a	n/a	0.05	NP
Cobalt (mg/L)	SGWC-15	-0.001608	-78	-106	No	29	0	n/a	n/a	0.05	NP
Cobalt (mg/L)	**SGWC-18**	**-0.007318**	**-184**	**-106**	**Yes**	**29**	**0**	**n/a**	**n/a**	**0.05**	**NP**
Cobalt (mg/L)	**SGWC-20**	**-0.0145**	**-238**	**-106**	**Yes**	**29**	**0**	**n/a**	**n/a**	**0.05**	**NP**

FIGURE A.

Sanitas™ v.10.1.08 Software licensed to Groundwater Stats Consulting. UG
Hollow symbols indicate censored values.

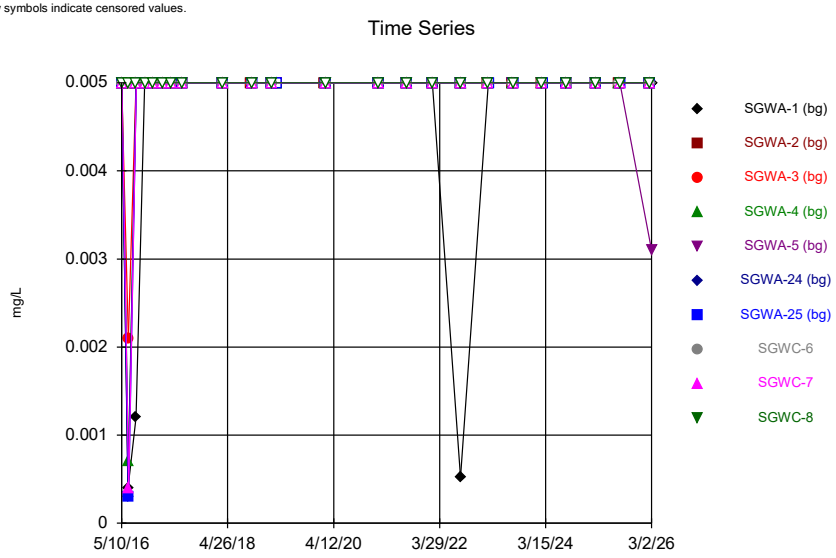

Constituent: Antimony Analysis Run 8/13/2026 4:31 PM View: Descriptive
Plant Scherer Client: Southern Company Data: Scherer AP

Sanitas™ v.10.1.08 Software licensed to Groundwater Stats Consulting. UG
Hollow symbols indicate censored values.

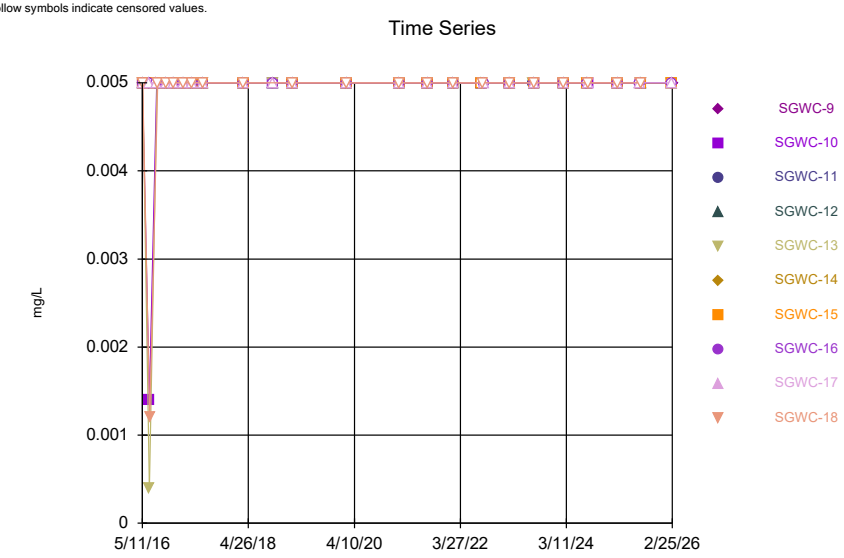

Constituent: Antimony Analysis Run 8/13/2026 4:31 PM View: Descriptive
Plant Scherer Client: Southern Company Data: Scherer AP

Sanitas™ v.10.1.08 Software licensed to Groundwater Stats Consulting. UG
Hollow symbols indicate censored values.

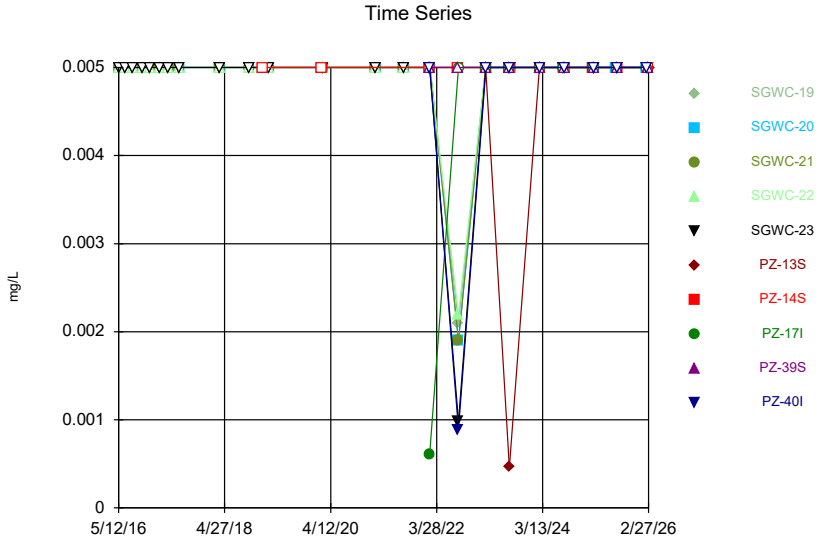

Constituent: Antimony Analysis Run 8/13/2026 4:31 PM View: Descriptive
Plant Scherer Client: Southern Company Data: Scherer AP

Sanitas™ v.10.1.08 Software licensed to Groundwater Stats Consulting. UG
Hollow symbols indicate censored values.

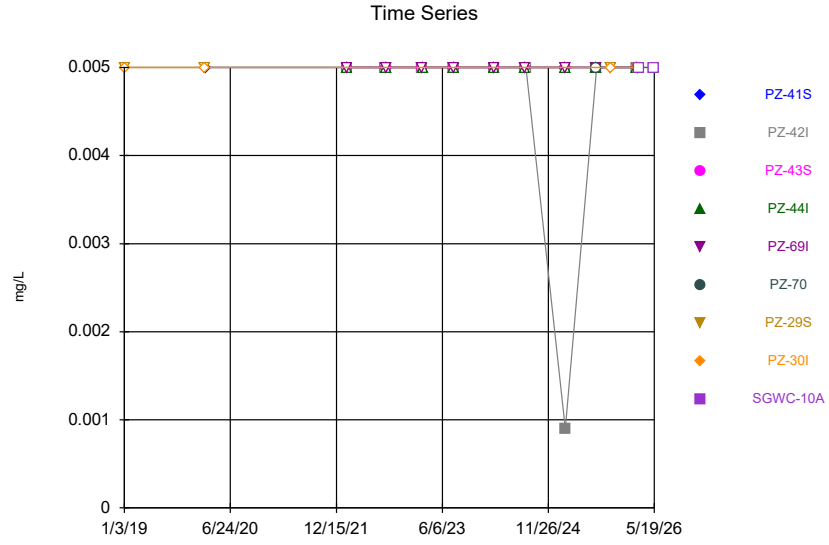

Constituent: Antimony Analysis Run 8/13/2026 4:31 PM View: Descriptive
Plant Scherer Client: Southern Company Data: Scherer AP

Sanitas™ v.10.1.08 Software licensed to Groundwater Stats Consulting. UG
Hollow symbols indicate censored values.

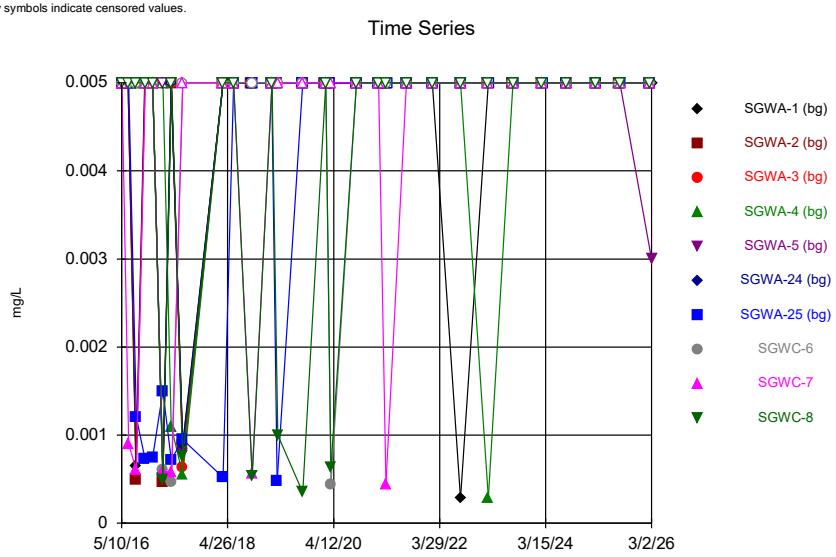

Constituent: Arsenic Analysis Run 8/13/2026 4:31 PM View: Descriptive
Plant Scherer Client: Southern Company Data: Scherer AP

Sanitas™ v.10.1.08 Software licensed to Groundwater Stats Consulting. UG
Hollow symbols indicate censored values.

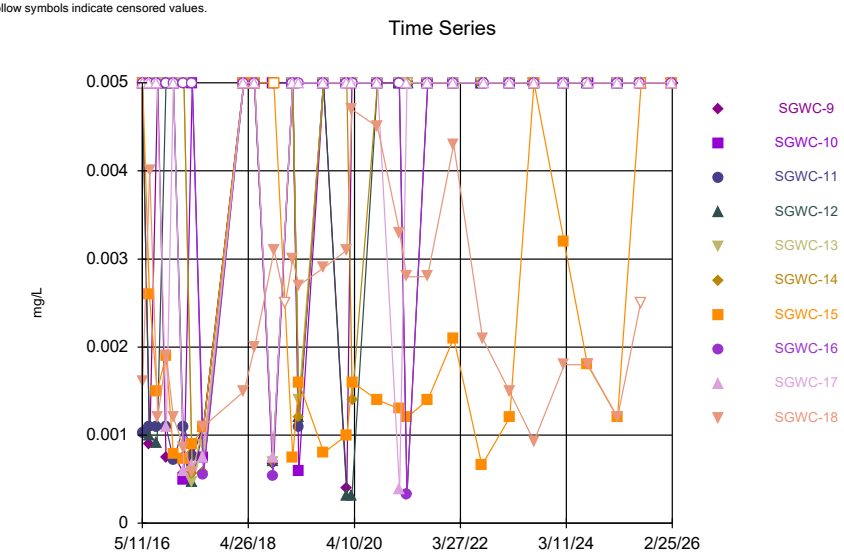

Constituent: Arsenic Analysis Run 8/13/2026 4:31 PM View: Descriptive
Plant Scherer Client: Southern Company Data: Scherer AP

Sanitas™ v.10.1.08 Software licensed to Groundwater Stats Consulting. UG
Hollow symbols indicate censored values.

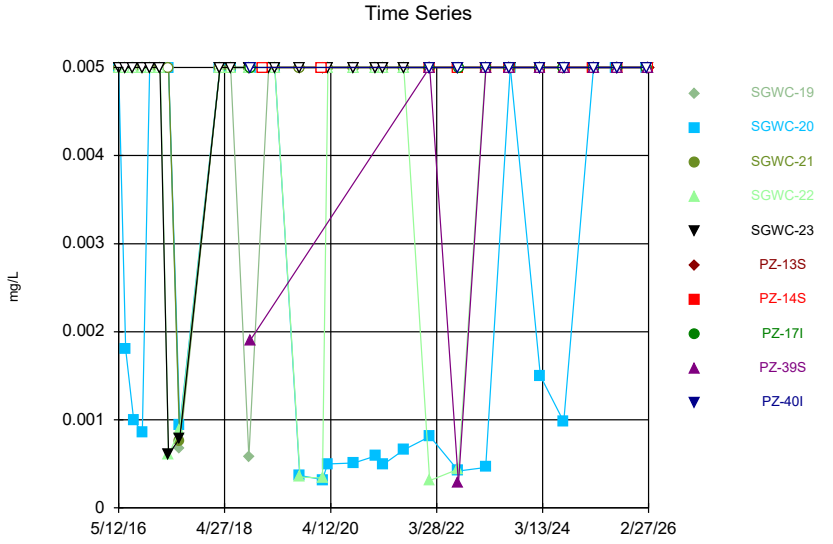

Constituent: Arsenic Analysis Run 8/13/2026 4:31 PM View: Descriptive
Plant Scherer Client: Southern Company Data: Scherer AP

Sanitas™ v.10.1.08 Software licensed to Groundwater Stats Consulting. UG
Hollow symbols indicate censored values.

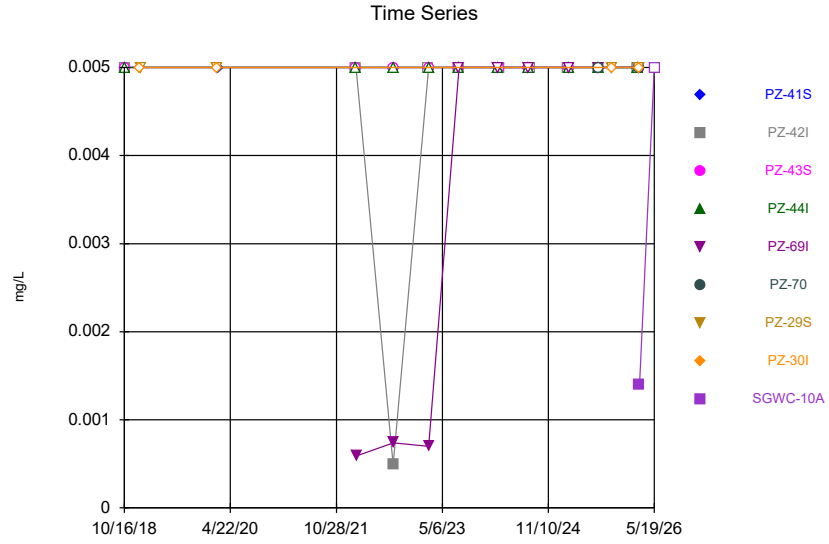

Constituent: Arsenic Analysis Run 8/13/2026 4:31 PM View: Descriptive
Plant Scherer Client: Southern Company Data: Scherer AP

Sanitas™ v.10.1.08 Software licensed to Groundwater Stats Consulting. UG

Time Series

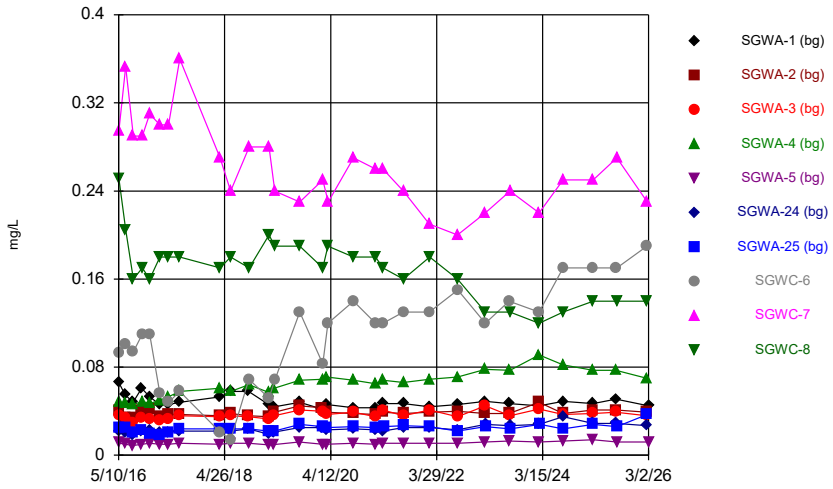

Constituent: Barium Analysis Run 8/13/2026 4:31 PM View: Descriptive
Plant Scherer Client: Southern Company Data: Scherer AP

Sanitas™ v.10.1.08 Software licensed to Groundwater Stats Consulting. UG

Time Series

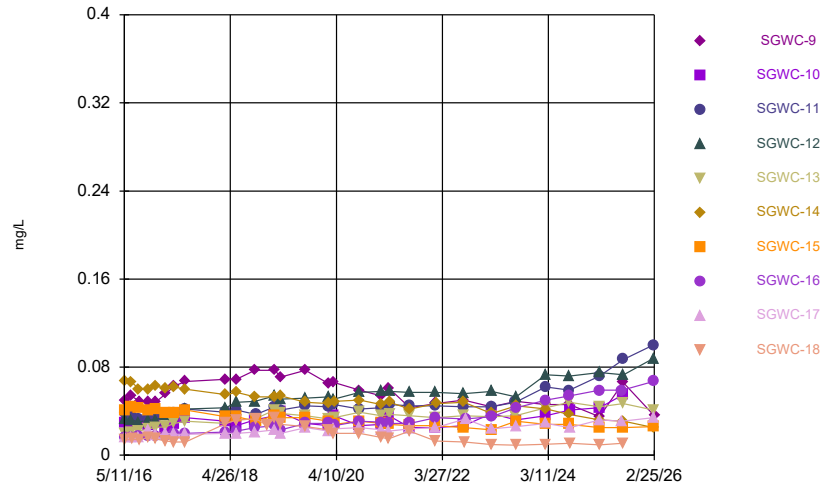

Constituent: Barium Analysis Run 8/13/2026 4:31 PM View: Descriptive
Plant Scherer Client: Southern Company Data: Scherer AP

Sanitas™ v.10.1.08 Software licensed to Groundwater Stats Consulting. UG

Time Series

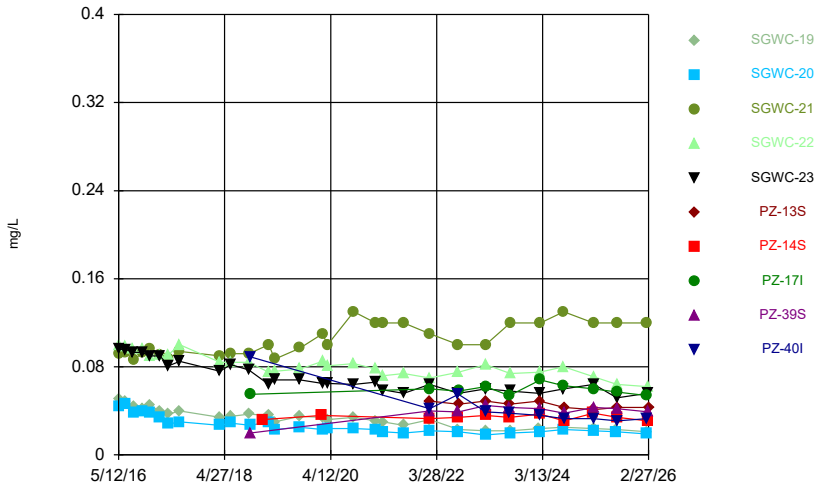

Constituent: Barium Analysis Run 8/13/2026 4:31 PM View: Descriptive
Plant Scherer Client: Southern Company Data: Scherer AP

Sanitas™ v.10.1.08 Software licensed to Groundwater Stats Consulting. UG
Hollow symbols indicate censored values.

Time Series

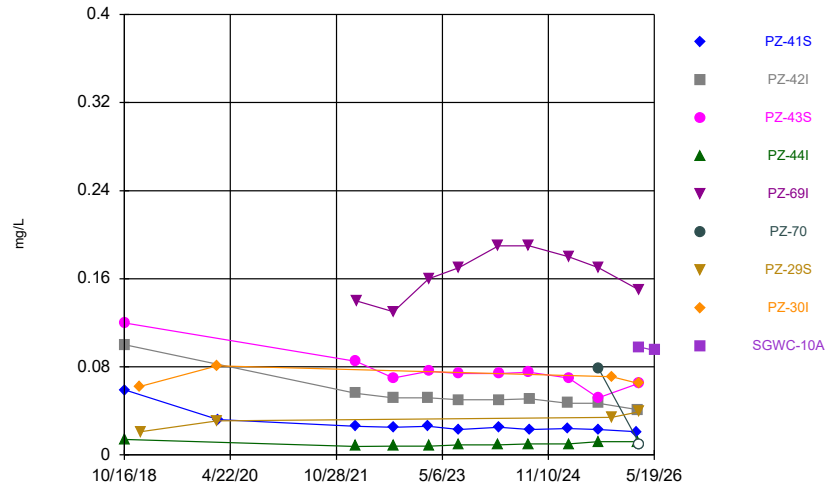

Constituent: Barium Analysis Run 8/13/2026 4:32 PM View: Descriptive
Plant Scherer Client: Southern Company Data: Scherer AP

Sanitas™ v.10.1.08 Software licensed to Groundwater Stats Consulting. UG
Hollow symbols indicate censored values.

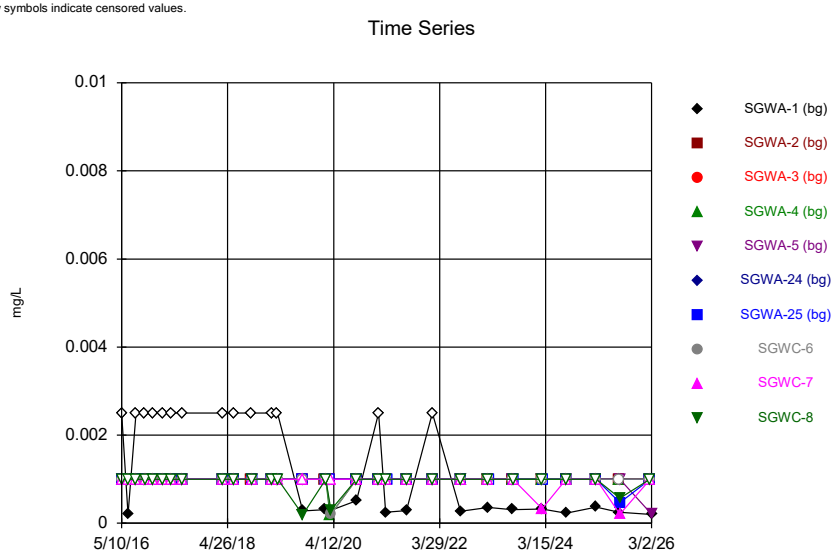

Constituent: Beryllium Analysis Run 8/13/2026 4:32 PM View: Descriptive
Plant Scherer Client: Southern Company Data: Scherer AP

Sanitas™ v.10.1.08 Software licensed to Groundwater Stats Consulting. UG
Hollow symbols indicate censored values.

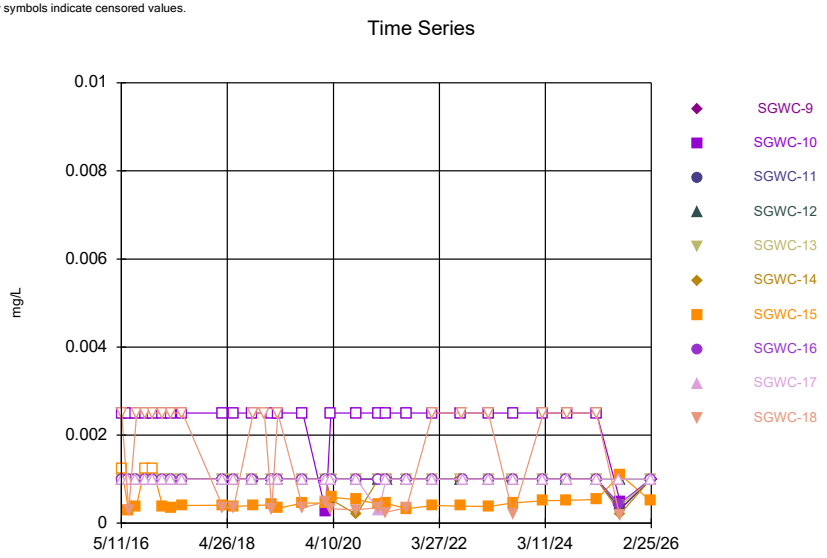

Constituent: Beryllium Analysis Run 8/13/2026 4:32 PM View: Descriptive
Plant Scherer Client: Southern Company Data: Scherer AP

Sanitas™ v.10.1.08 Software licensed to Groundwater Stats Consulting. UG
Hollow symbols indicate censored values.

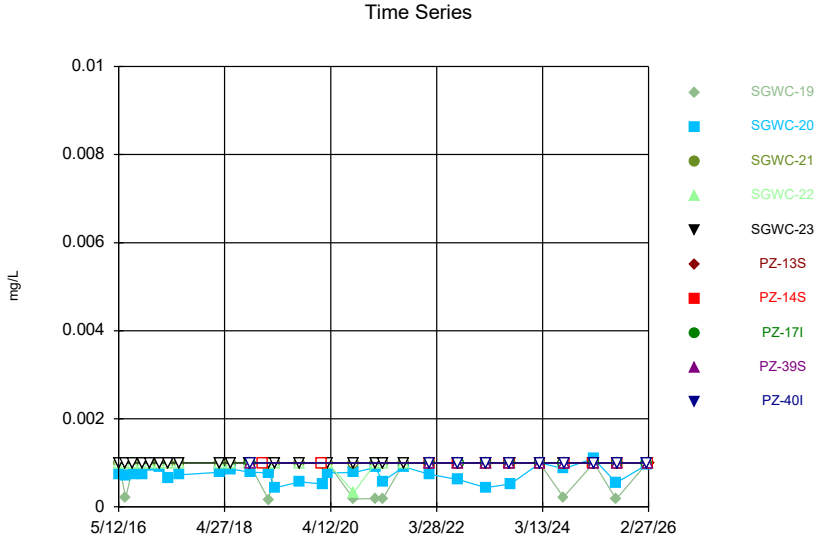

Constituent: Beryllium Analysis Run 8/13/2026 4:32 PM View: Descriptive
Plant Scherer Client: Southern Company Data: Scherer AP

Sanitas™ v.10.1.08 Software licensed to Groundwater Stats Consulting. UG
Hollow symbols indicate censored values.

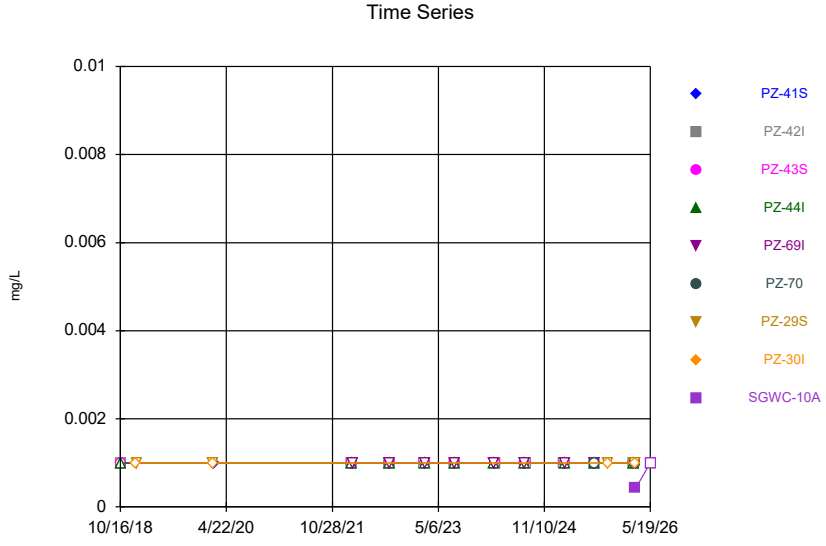

Constituent: Beryllium Analysis Run 8/13/2026 4:32 PM View: Descriptive
Plant Scherer Client: Southern Company Data: Scherer AP

Sanitas™ v.10.1.08 Software licensed to Groundwater Stats Consulting. UG
Hollow symbols indicate censored values.

Time Series

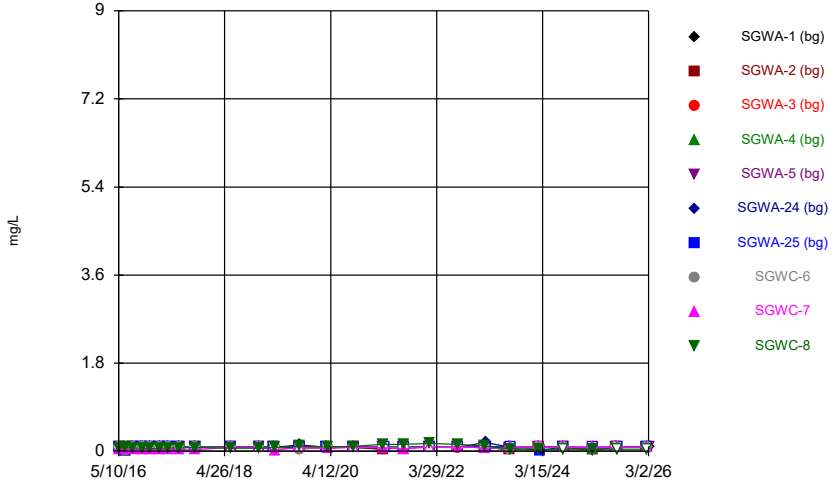

Constituent: Boron Analysis Run 8/13/2026 4:32 PM View: Descriptive
Plant Scherer Client: Southern Company Data: Scherer AP

Sanitas™ v.10.1.08 Software licensed to Groundwater Stats Consulting. UG
Hollow symbols indicate censored values.

Time Series

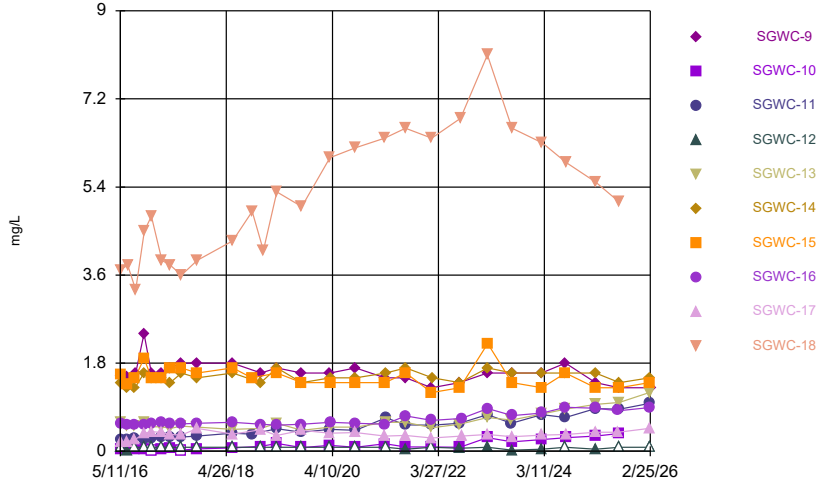

Constituent: Boron Analysis Run 8/13/2026 4:32 PM View: Descriptive
Plant Scherer Client: Southern Company Data: Scherer AP

Sanitas™ v.10.1.08 Software licensed to Groundwater Stats Consulting. UG
Hollow symbols indicate censored values.

Time Series

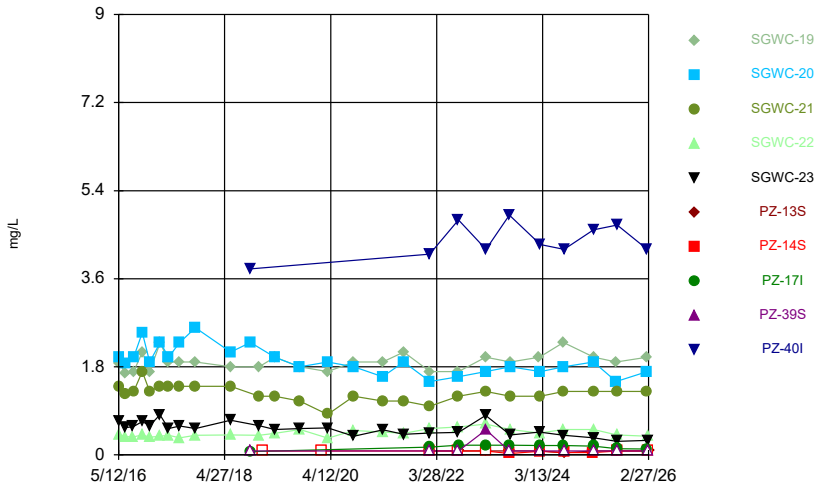

Constituent: Boron Analysis Run 8/13/2026 4:32 PM View: Descriptive
Plant Scherer Client: Southern Company Data: Scherer AP

Sanitas™ v.10.1.08 Software licensed to Groundwater Stats Consulting. UG
Hollow symbols indicate censored values.

Time Series

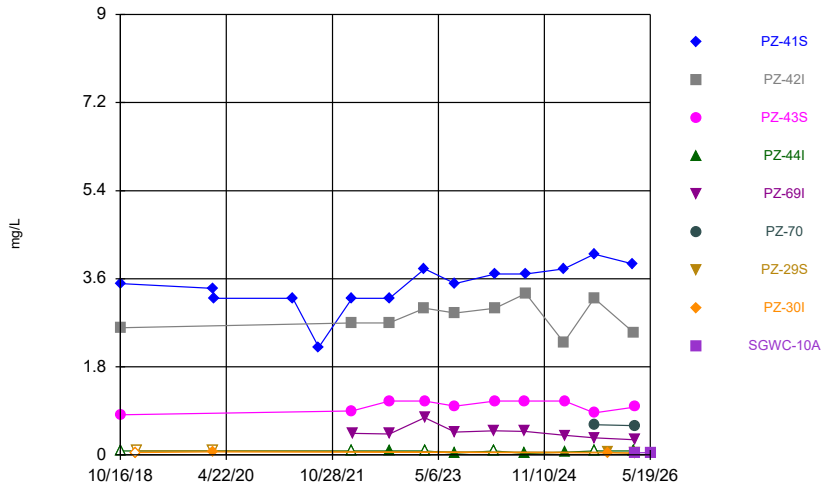

Constituent: Boron Analysis Run 8/13/2026 4:32 PM View: Descriptive
Plant Scherer Client: Southern Company Data: Scherer AP

Sanitas™ v.10.1.08 Software licensed to Groundwater Stats Consulting. UG
Hollow symbols indicate censored values.

Time Series

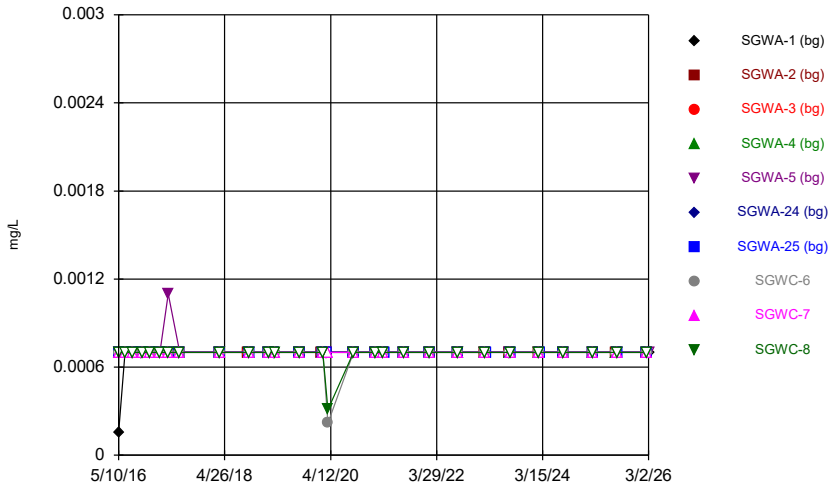

Constituent: Cadmium Analysis Run 8/13/2026 4:32 PM View: Descriptive
Plant Scherer Client: Southern Company Data: Scherer AP

Sanitas™ v.10.1.08 Software licensed to Groundwater Stats Consulting. UG
Hollow symbols indicate censored values.

Time Series

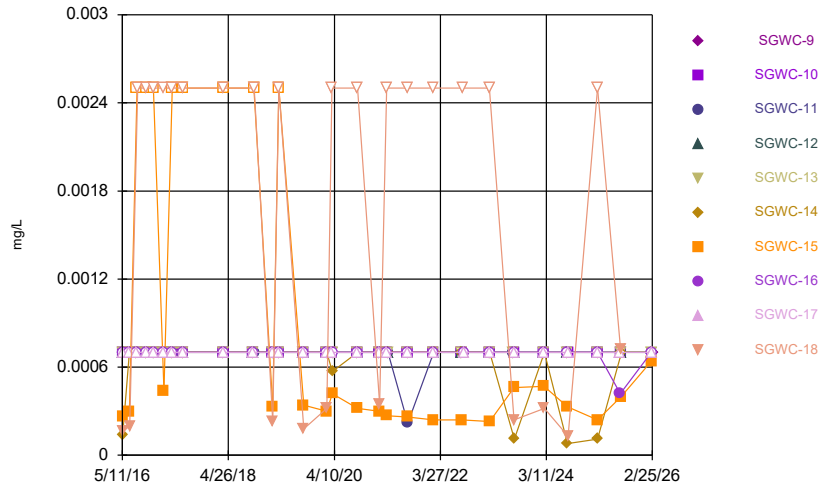

Constituent: Cadmium Analysis Run 8/13/2026 4:32 PM View: Descriptive
Plant Scherer Client: Southern Company Data: Scherer AP

Sanitas™ v.10.1.08 Software licensed to Groundwater Stats Consulting. UG
Hollow symbols indicate censored values.

Time Series

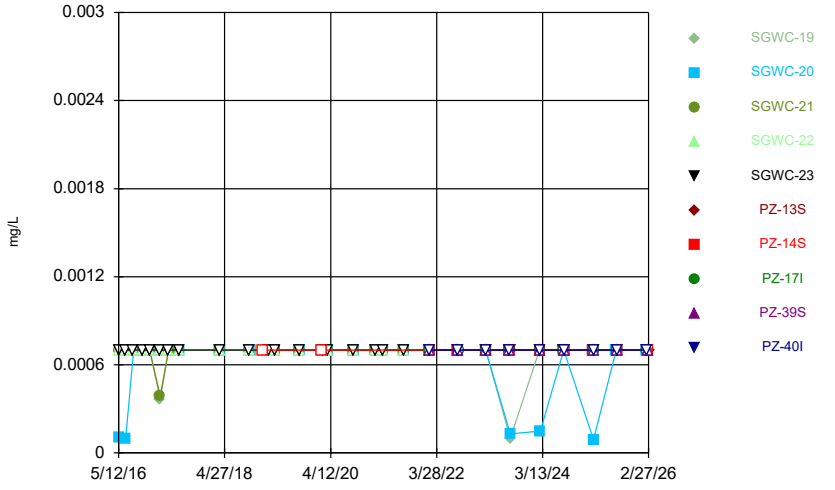

Constituent: Cadmium Analysis Run 8/13/2026 4:32 PM View: Descriptive
Plant Scherer Client: Southern Company Data: Scherer AP

Sanitas™ v.10.1.08 Software licensed to Groundwater Stats Consulting. UG
Hollow symbols indicate censored values.

Time Series

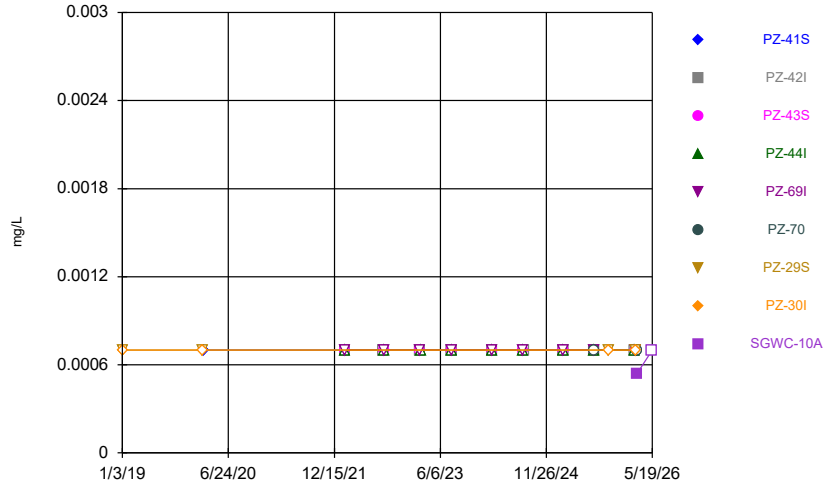

Constituent: Cadmium Analysis Run 8/13/2026 4:32 PM View: Descriptive
Plant Scherer Client: Southern Company Data: Scherer AP

Sanitas™ v.10.1.08 Software licensed to Groundwater Stats Consulting. UG

Time Series

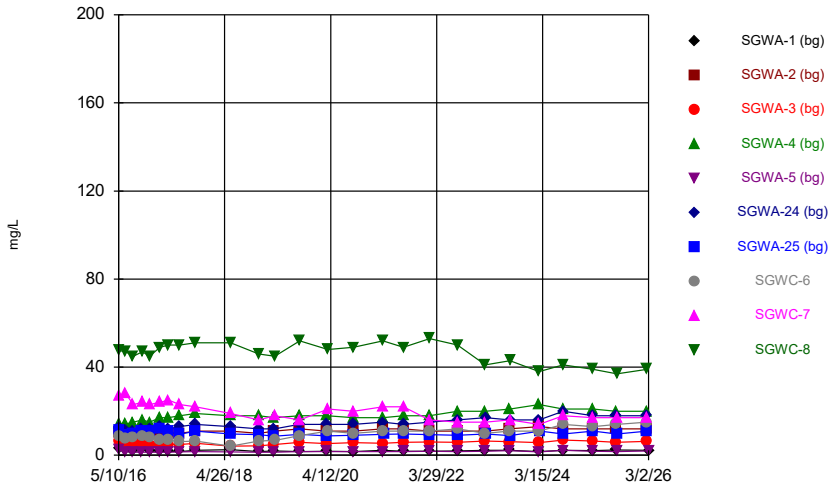

Constituent: Calcium Analysis Run 8/13/2026 4:32 PM View: Descriptive
Plant Scherer Client: Southern Company Data: Scherer AP

Sanitas™ v.10.1.08 Software licensed to Groundwater Stats Consulting. UG

Time Series

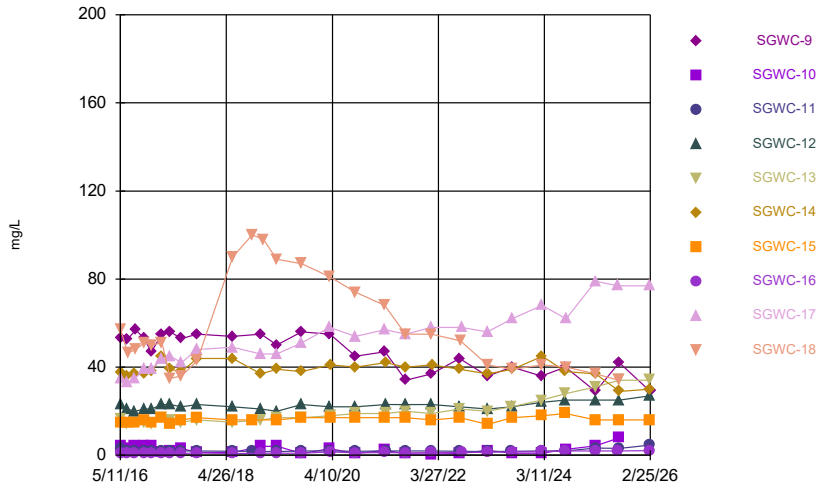

Constituent: Calcium Analysis Run 8/13/2026 4:32 PM View: Descriptive
Plant Scherer Client: Southern Company Data: Scherer AP

Sanitas™ v.10.1.08 Software licensed to Groundwater Stats Consulting. UG

Time Series

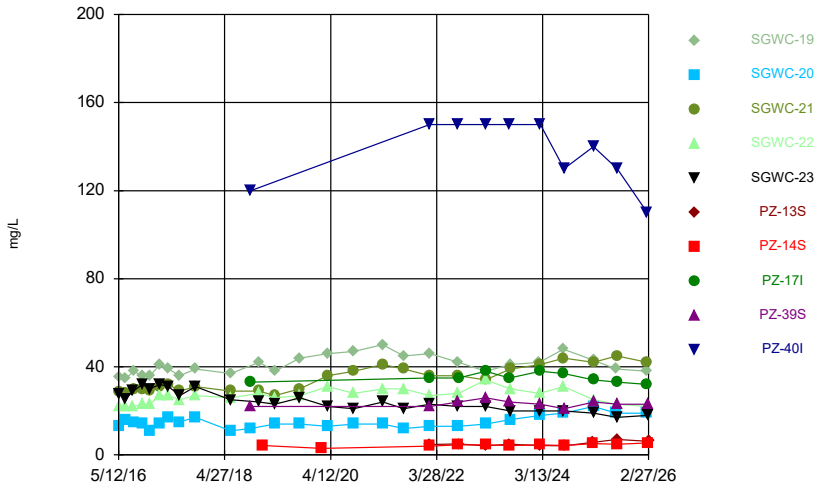

Constituent: Calcium Analysis Run 8/13/2026 4:32 PM View: Descriptive
Plant Scherer Client: Southern Company Data: Scherer AP

Sanitas™ v.10.1.08 Software licensed to Groundwater Stats Consulting. UG

Time Series

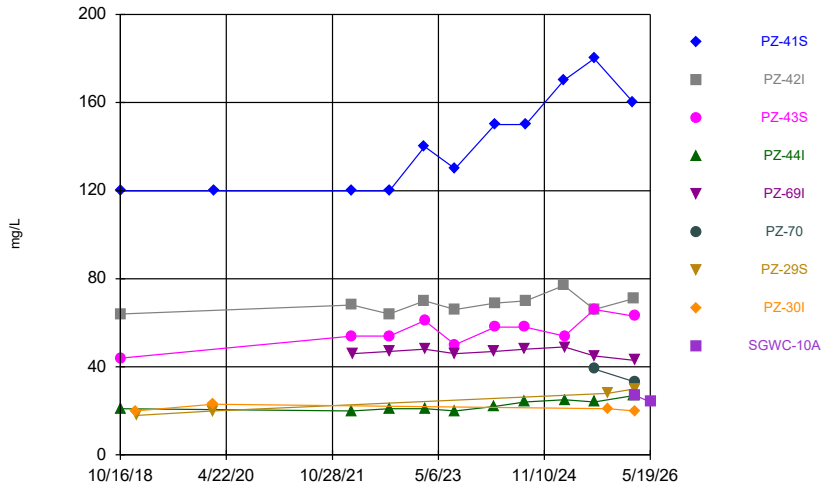

Constituent: Calcium Analysis Run 8/13/2026 4:32 PM View: Descriptive
Plant Scherer Client: Southern Company Data: Scherer AP

Sanitas™ v.10.1.08 Software licensed to Groundwater Stats Consulting. UG

Time Series

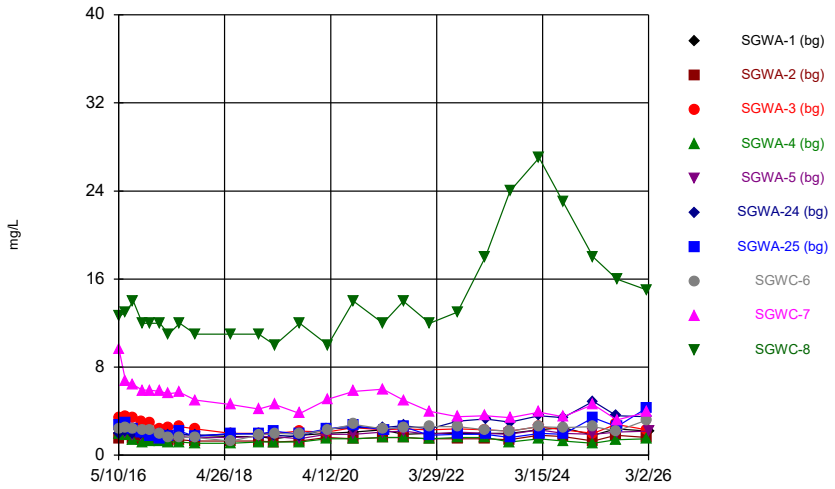

Constituent: Chloride Analysis Run 8/13/2026 4:32 PM View: Descriptive
Plant Scherer Client: Southern Company Data: Scherer AP

Sanitas™ v.10.1.08 Software licensed to Groundwater Stats Consulting. UG
Hollow symbols indicate censored values.

Time Series

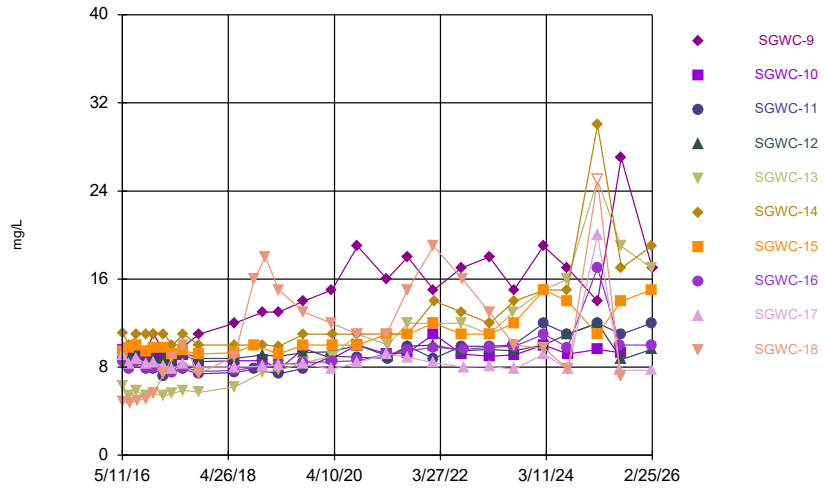

Constituent: Chloride Analysis Run 8/13/2026 4:32 PM View: Descriptive
Plant Scherer Client: Southern Company Data: Scherer AP

Sanitas™ v.10.1.08 Software licensed to Groundwater Stats Consulting. UG
Hollow symbols indicate censored values.

Time Series

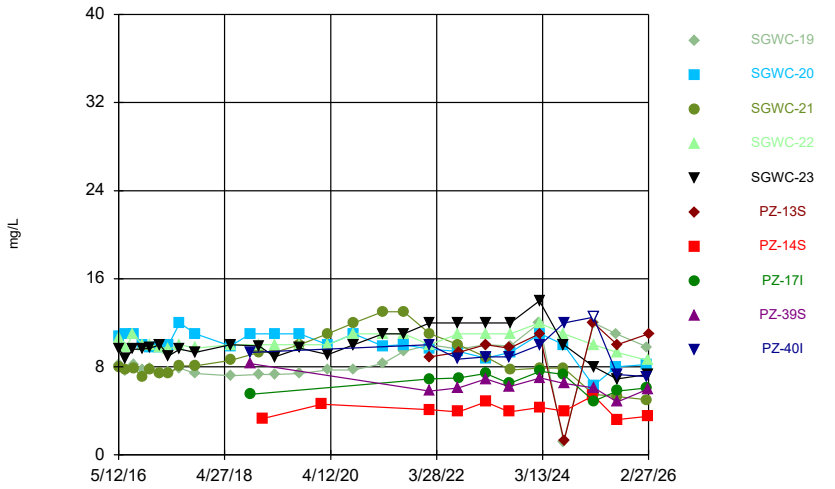

Constituent: Chloride Analysis Run 8/13/2026 4:32 PM View: Descriptive
Plant Scherer Client: Southern Company Data: Scherer AP

Sanitas™ v.10.1.08 Software licensed to Groundwater Stats Consulting. UG

Time Series

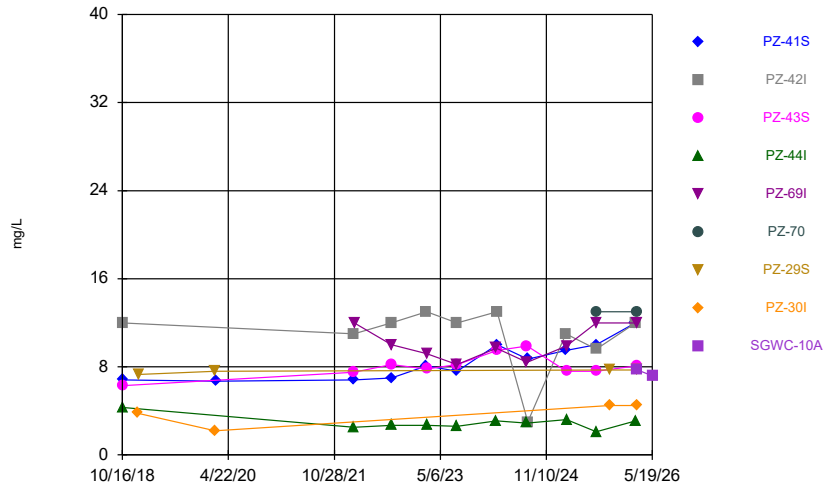

Constituent: Chloride Analysis Run 8/13/2026 4:32 PM View: Descriptive
Plant Scherer Client: Southern Company Data: Scherer AP

Sanitas™ v.10.1.08 Software licensed to Groundwater Stats Consulting. UG
Hollow symbols indicate censored values.

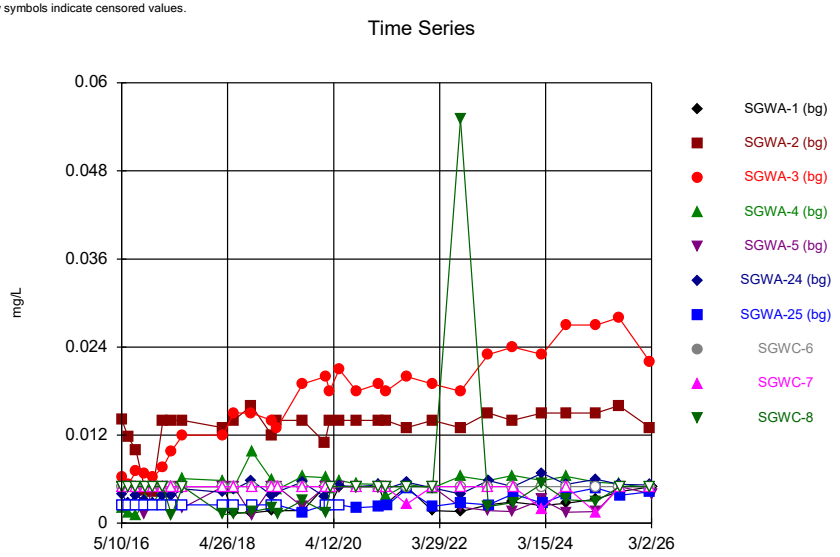

Constituent: Chromium Analysis Run 8/13/2026 4:32 PM View: Descriptive
Plant Scherer Client: Southern Company Data: Scherer AP

Sanitas™ v.10.1.08 Software licensed to Groundwater Stats Consulting. UG
Hollow symbols indicate censored values.

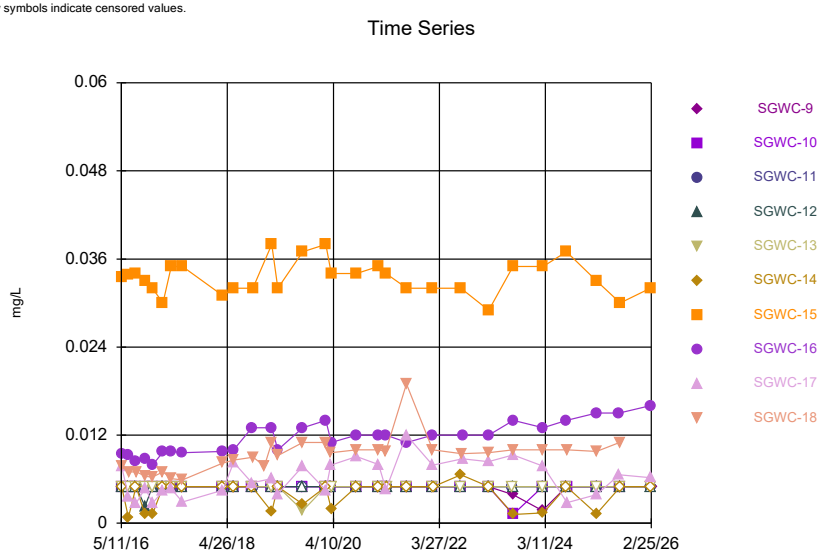

Constituent: Chromium Analysis Run 8/13/2026 4:32 PM View: Descriptive
Plant Scherer Client: Southern Company Data: Scherer AP

Sanitas™ v.10.1.08 Software licensed to Groundwater Stats Consulting. UG
Hollow symbols indicate censored values.

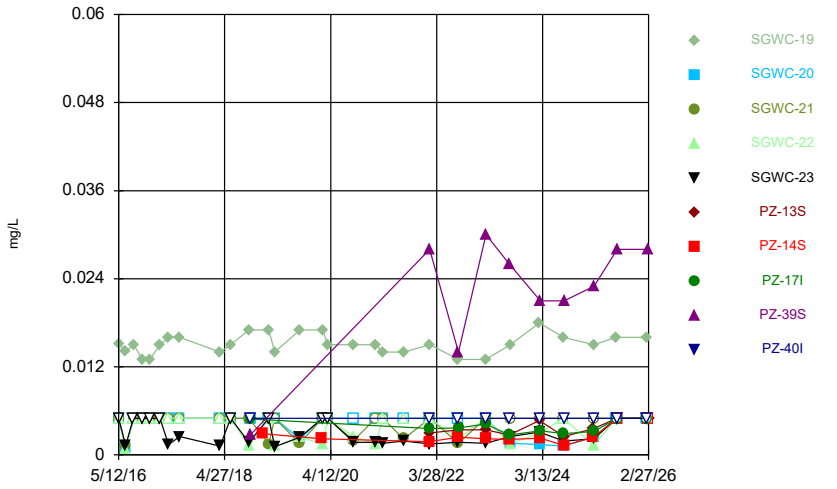

Constituent: Chromium Analysis Run 8/13/2026 4:32 PM View: Descriptive
Plant Scherer Client: Southern Company Data: Scherer AP

Sanitas™ v.10.1.08 Software licensed to Groundwater Stats Consulting. UG
Hollow symbols indicate censored values.

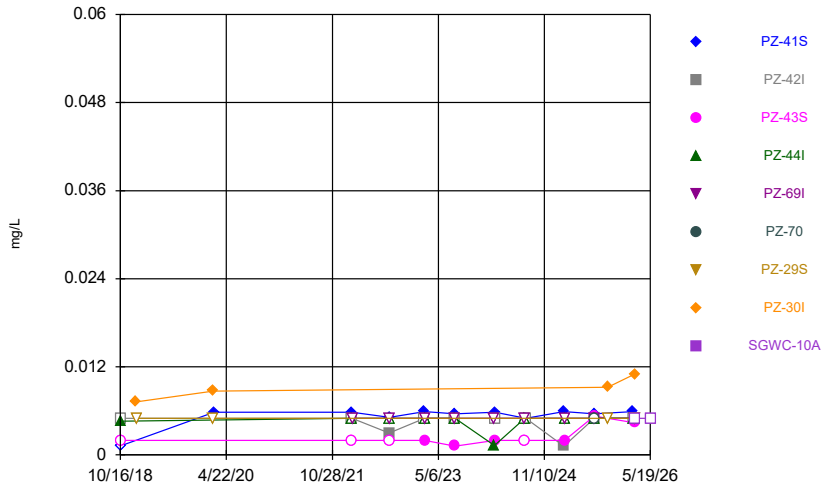

Constituent: Chromium Analysis Run 8/13/2026 4:32 PM View: Descriptive
Plant Scherer Client: Southern Company Data: Scherer AP

Sanitas™ v.10.1.08 Software licensed to Groundwater Stats Consulting. UG
Hollow symbols indicate censored values.

Time Series

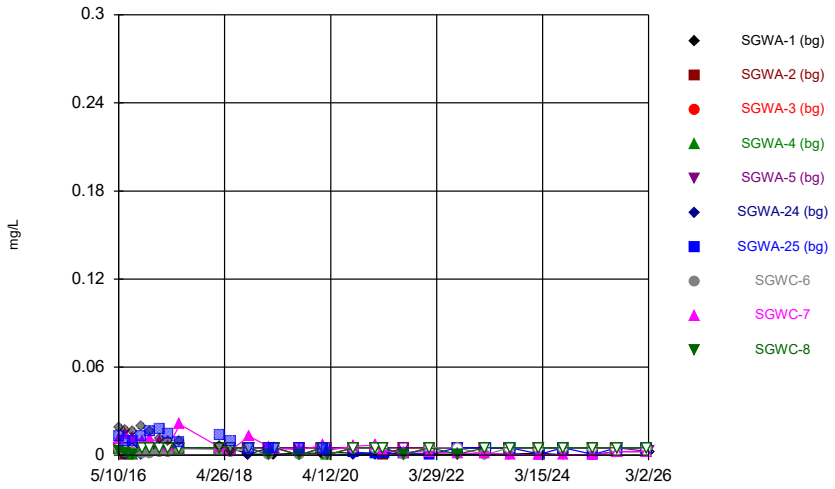

Constituent: Cobalt Analysis Run 8/13/2026 4:32 PM View: Descriptive
Plant Scherer Client: Southern Company Data: Scherer AP

Sanitas™ v.10.1.08 Software licensed to Groundwater Stats Consulting. UG
Hollow symbols indicate censored values.

Time Series

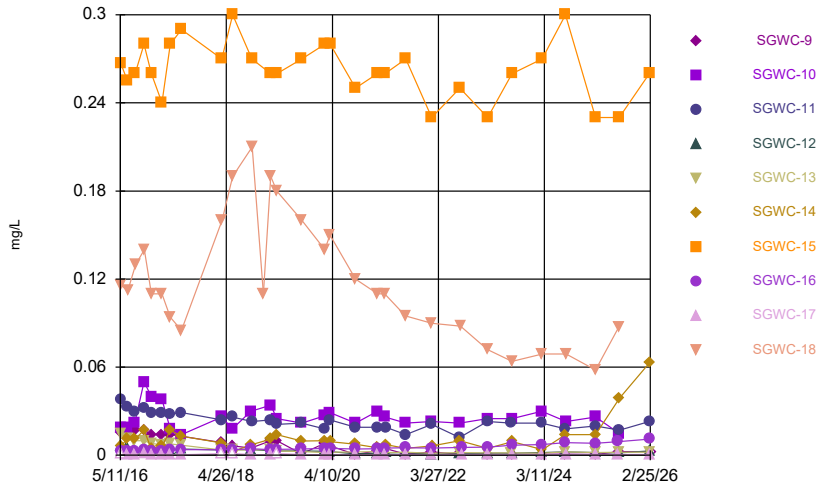

Constituent: Cobalt Analysis Run 8/13/2026 4:32 PM View: Descriptive
Plant Scherer Client: Southern Company Data: Scherer AP

Sanitas™ v.10.1.08 Software licensed to Groundwater Stats Consulting. UG
Hollow symbols indicate censored values.

Time Series

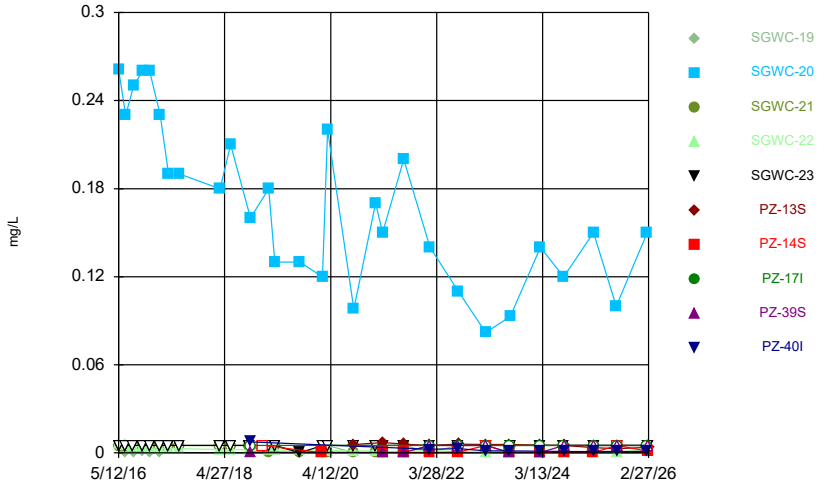

Constituent: Cobalt Analysis Run 8/13/2026 4:32 PM View: Descriptive
Plant Scherer Client: Southern Company Data: Scherer AP

Sanitas™ v.10.1.08 Software licensed to Groundwater Stats Consulting. UG
Hollow symbols indicate censored values.

Time Series

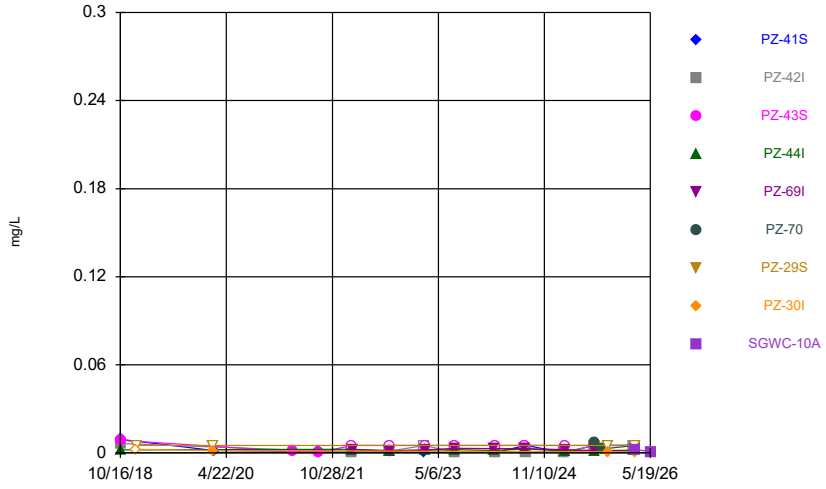

Constituent: Cobalt Analysis Run 8/13/2026 4:32 PM View: Descriptive
Plant Scherer Client: Southern Company Data: Scherer AP

Sanitas™ v.10.1.08 Software licensed to Groundwater Stats Consulting. UG

Time Series

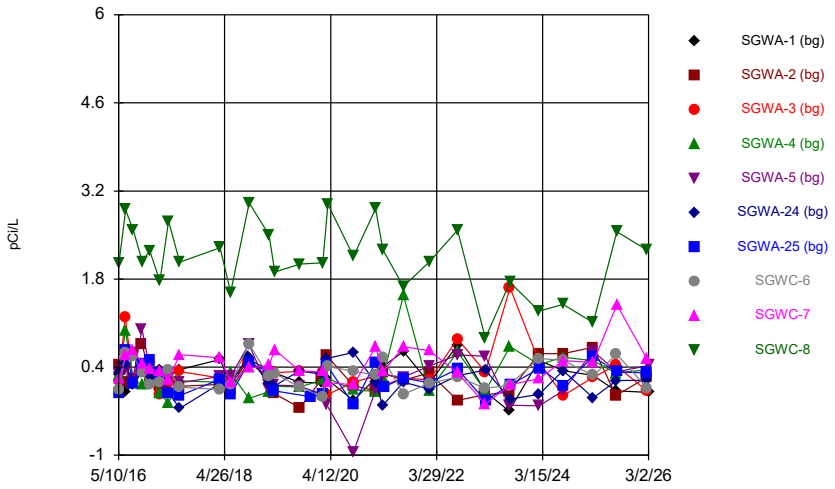

Constituent: Combined Radium 226 + 228 Analysis Run 8/13/2026 4:32 PM View: Descriptive

Plant Scherer Client: Southern Company Data: Scherer AP

Sanitas™ v.10.1.08 Software licensed to Groundwater Stats Consulting. UG

Time Series

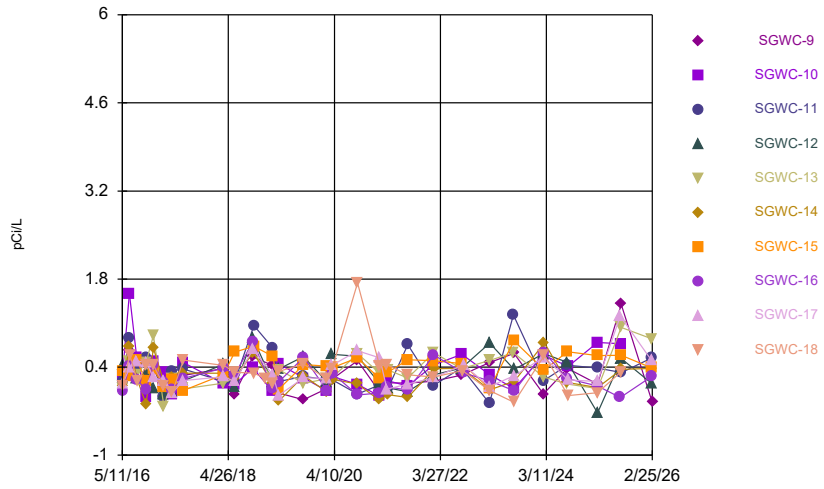

Constituent: Combined Radium 226 + 228 Analysis Run 8/13/2026 4:32 PM View: Descriptive

Plant Scherer Client: Southern Company Data: Scherer AP

Sanitas™ v.10.1.08 Software licensed to Groundwater Stats Consulting. UG

Time Series

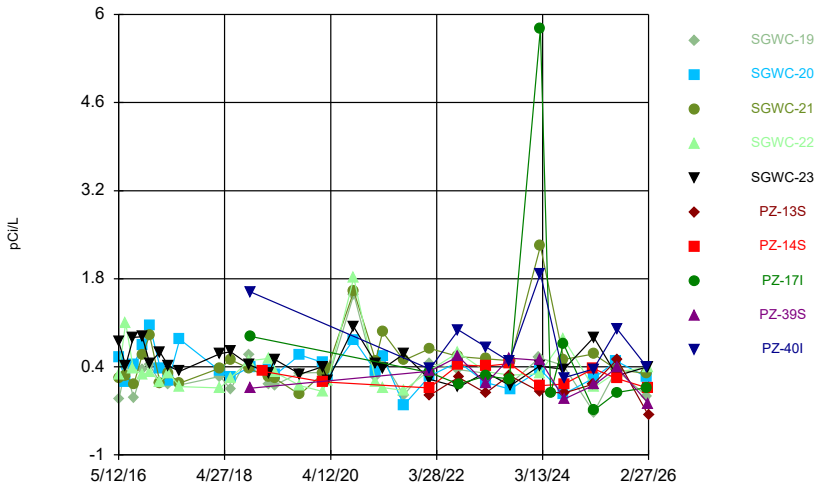

Constituent: Combined Radium 226 + 228 Analysis Run 8/13/2026 4:32 PM View: Descriptive

Plant Scherer Client: Southern Company Data: Scherer AP

Sanitas™ v.10.1.08 Software licensed to Groundwater Stats Consulting. UG

Time Series

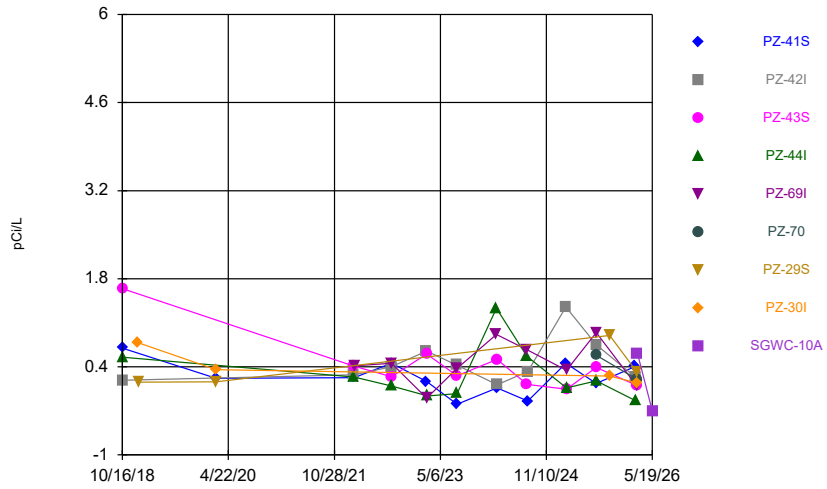

Constituent: Combined Radium 226 + 228 Analysis Run 8/13/2026 4:32 PM View: Descriptive

Plant Scherer Client: Southern Company Data: Scherer AP

Sanitas™ v.10.1.08 Software licensed to Groundwater Stats Consulting. UG
Hollow symbols indicate censored values.

Time Series

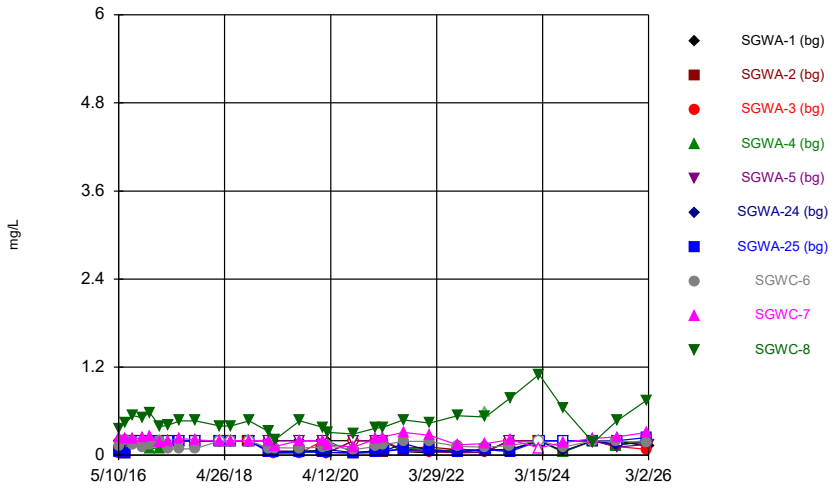

Constituent: Fluoride Analysis Run 8/13/2026 4:32 PM View: Descriptive
Plant Scherer Client: Southern Company Data: Scherer AP

Sanitas™ v.10.1.08 Software licensed to Groundwater Stats Consulting. UG
Hollow symbols indicate censored values.

Time Series

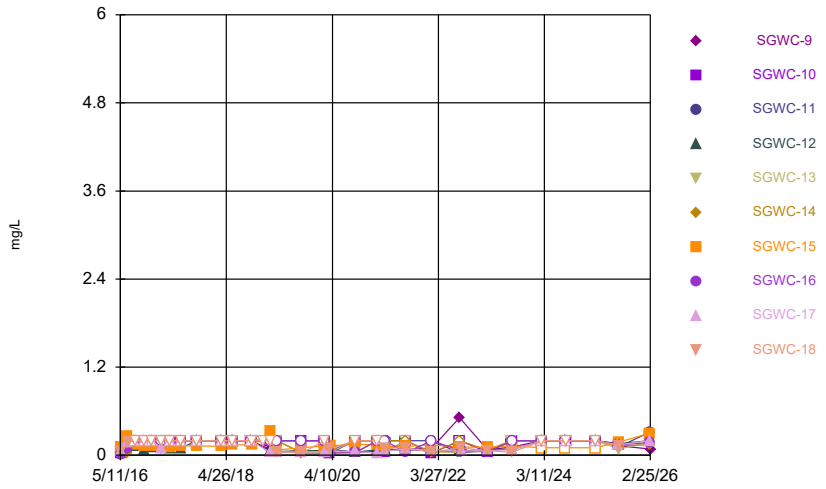

Constituent: Fluoride Analysis Run 8/13/2026 4:32 PM View: Descriptive
Plant Scherer Client: Southern Company Data: Scherer AP

Sanitas™ v.10.1.08 Software licensed to Groundwater Stats Consulting. UG
Hollow symbols indicate censored values.

Time Series

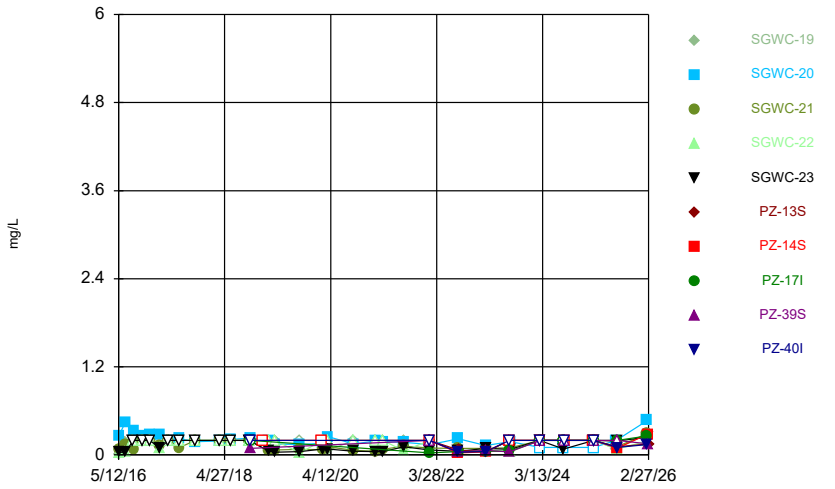

Constituent: Fluoride Analysis Run 8/13/2026 4:32 PM View: Descriptive
Plant Scherer Client: Southern Company Data: Scherer AP

Sanitas™ v.10.1.08 Software licensed to Groundwater Stats Consulting. UG
Hollow symbols indicate censored values.

Time Series

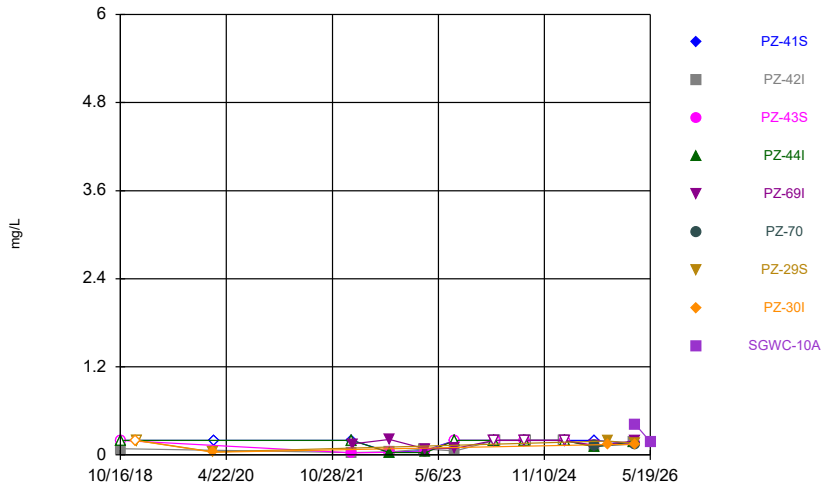

Constituent: Fluoride Analysis Run 8/13/2026 4:32 PM View: Descriptive
Plant Scherer Client: Southern Company Data: Scherer AP

Sanitas™ v.10.1.08 Software licensed to Groundwater Stats Consulting. UG
Hollow symbols indicate censored values.

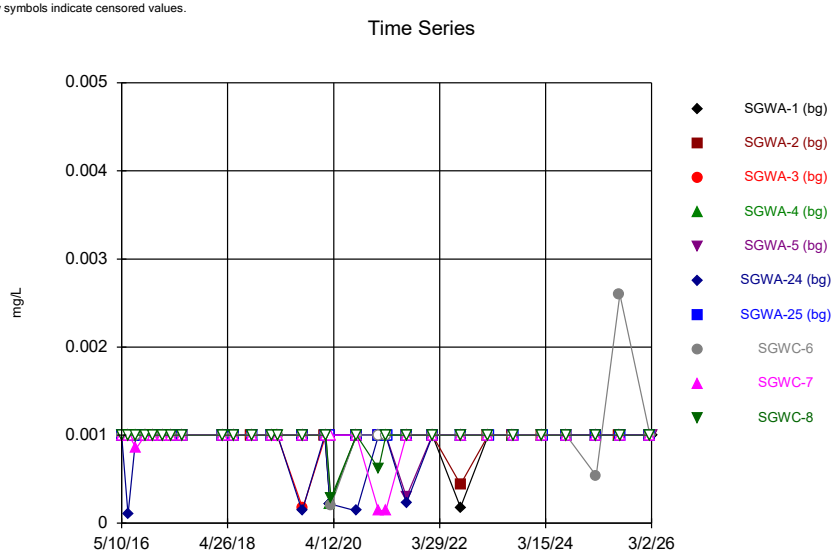

Constituent: Lead Analysis Run 8/13/2026 4:32 PM View: Descriptive
Plant Scherer Client: Southern Company Data: Scherer AP

Sanitas™ v.10.1.08 Software licensed to Groundwater Stats Consulting. UG
Hollow symbols indicate censored values.

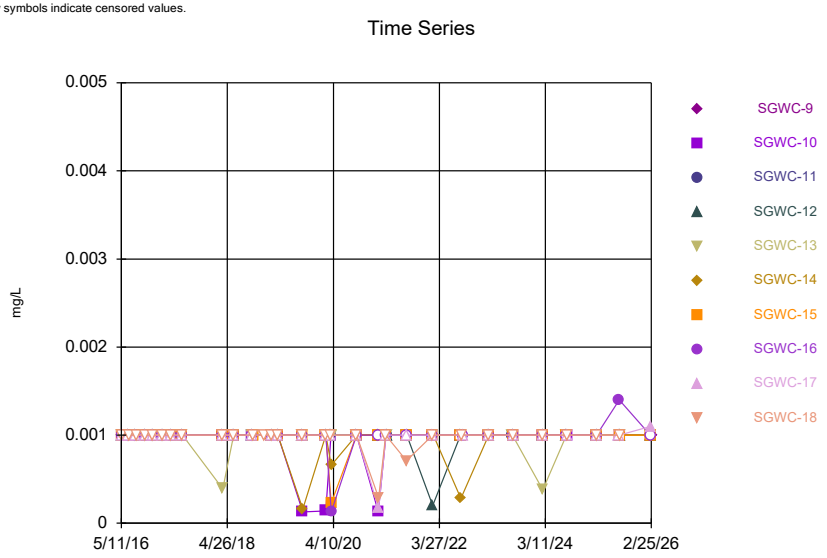

Constituent: Lead Analysis Run 8/13/2026 4:32 PM View: Descriptive
Plant Scherer Client: Southern Company Data: Scherer AP

Sanitas™ v.10.1.08 Software licensed to Groundwater Stats Consulting. UG
Hollow symbols indicate censored values.

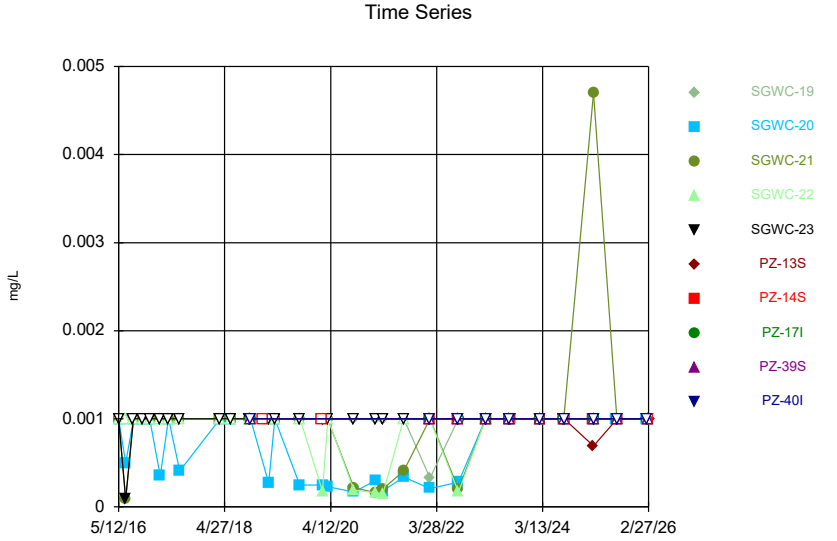

Constituent: Lead Analysis Run 8/13/2026 4:32 PM View: Descriptive
Plant Scherer Client: Southern Company Data: Scherer AP

Sanitas™ v.10.1.08 Software licensed to Groundwater Stats Consulting. UG
Hollow symbols indicate censored values.

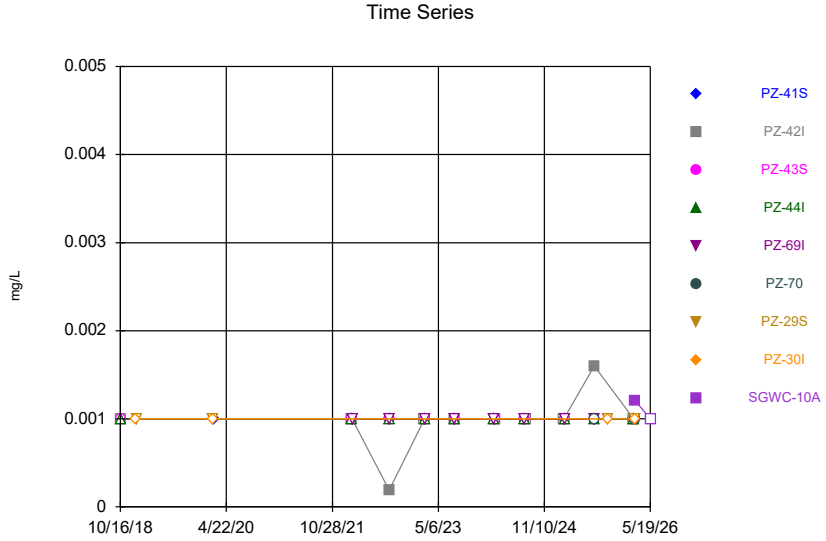

Constituent: Lead Analysis Run 8/13/2026 4:32 PM View: Descriptive
Plant Scherer Client: Southern Company Data: Scherer AP

Sanitas™ v.10.1.08 Software licensed to Groundwater Stats Consulting. UG
Hollow symbols indicate censored values.

Time Series

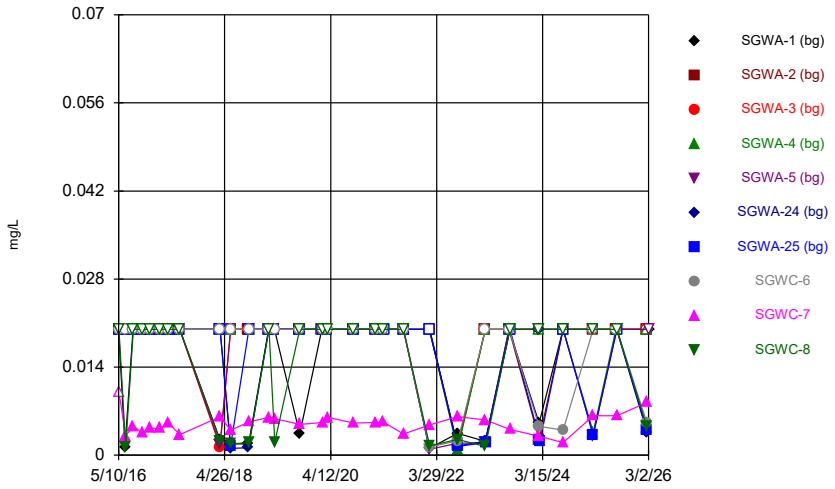

Constituent: Lithium Analysis Run 8/13/2026 4:32 PM View: Descriptive
Plant Scherer Client: Southern Company Data: Scherer AP

Sanitas™ v.10.1.08 Software licensed to Groundwater Stats Consulting. UG
Hollow symbols indicate censored values.

Time Series

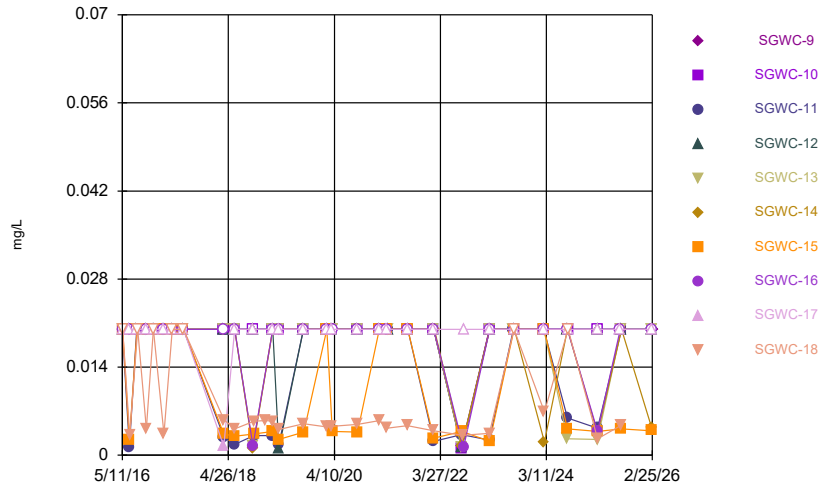

Constituent: Lithium Analysis Run 8/13/2026 4:32 PM View: Descriptive
Plant Scherer Client: Southern Company Data: Scherer AP

Sanitas™ v.10.1.08 Software licensed to Groundwater Stats Consulting. UG
Hollow symbols indicate censored values.

Time Series

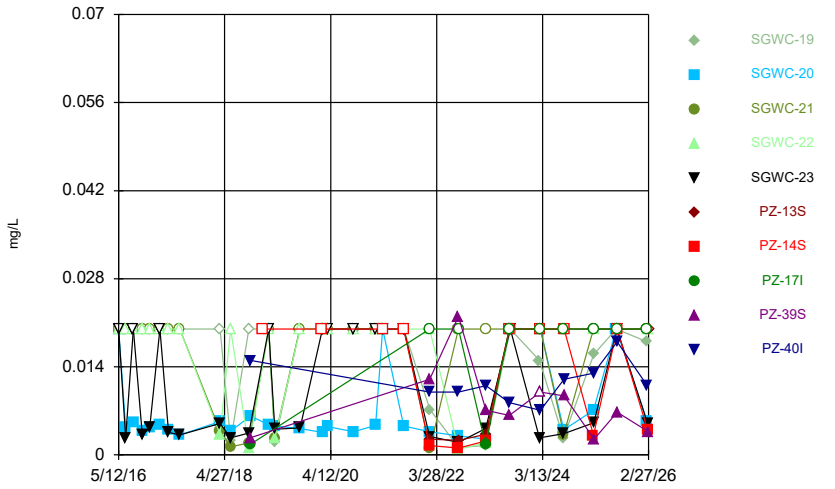

Constituent: Lithium Analysis Run 8/13/2026 4:32 PM View: Descriptive
Plant Scherer Client: Southern Company Data: Scherer AP

Sanitas™ v.10.1.08 Software licensed to Groundwater Stats Consulting. UG
Hollow symbols indicate censored values.

Time Series

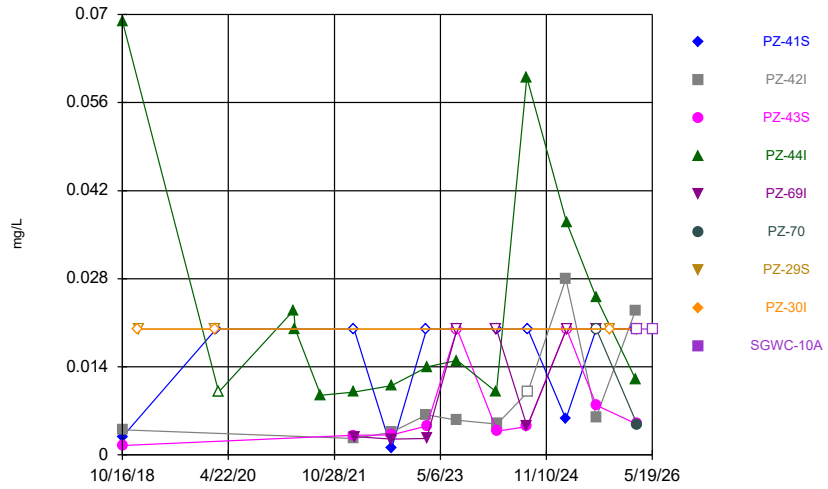

Constituent: Lithium Analysis Run 8/13/2026 4:32 PM View: Descriptive
Plant Scherer Client: Southern Company Data: Scherer AP

Sanitas™ v.10.1.08 Software licensed to Groundwater Stats Consulting. UG
Hollow symbols indicate censored values.

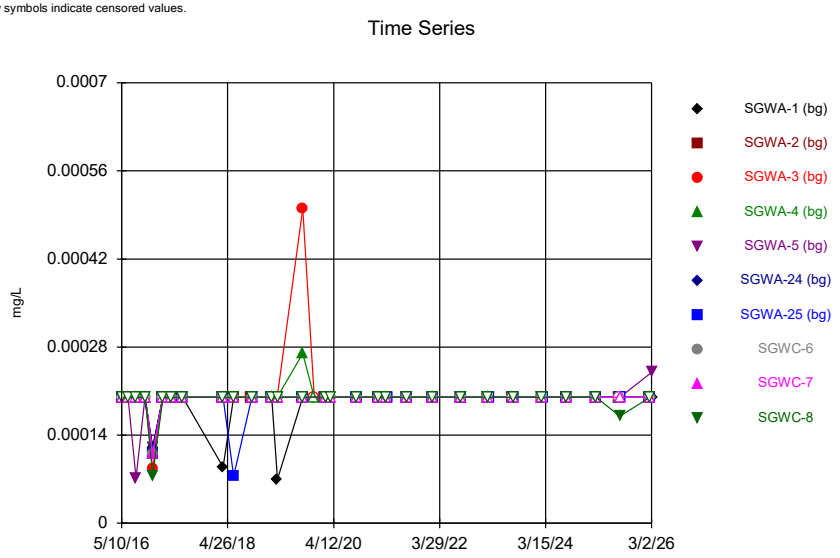

Constituent: Mercury Analysis Run 8/13/2026 4:33 PM View: Descriptive
Plant Scherer Client: Southern Company Data: Scherer AP

Sanitas™ v.10.1.08 Software licensed to Groundwater Stats Consulting. UG
Hollow symbols indicate censored values.

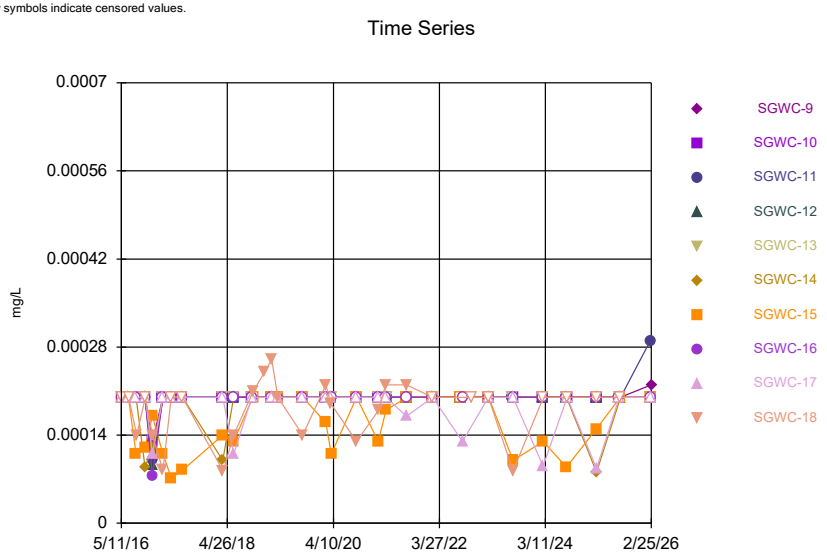

Constituent: Mercury Analysis Run 8/13/2026 4:33 PM View: Descriptive
Plant Scherer Client: Southern Company Data: Scherer AP

Sanitas™ v.10.1.08 Software licensed to Groundwater Stats Consulting. UG
Hollow symbols indicate censored values.

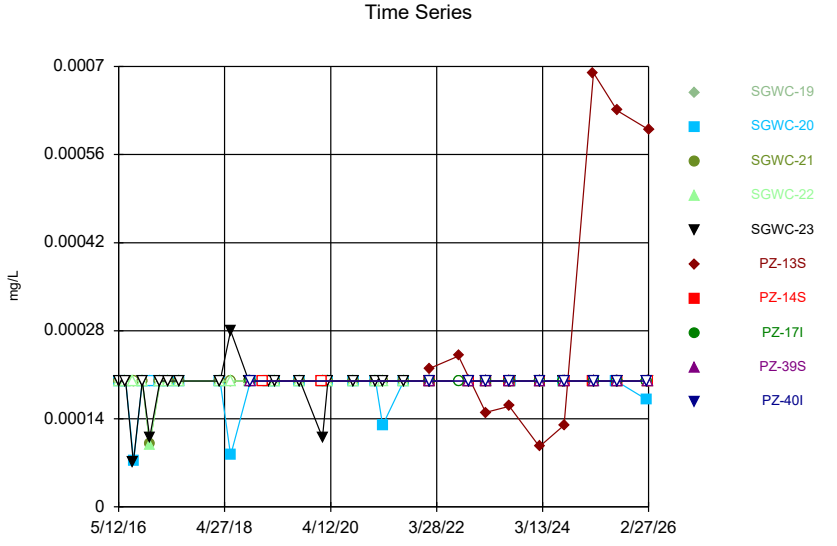

Constituent: Mercury Analysis Run 8/13/2026 4:33 PM View: Descriptive
Plant Scherer Client: Southern Company Data: Scherer AP

Sanitas™ v.10.1.08 Software licensed to Groundwater Stats Consulting. UG
Hollow symbols indicate censored values.

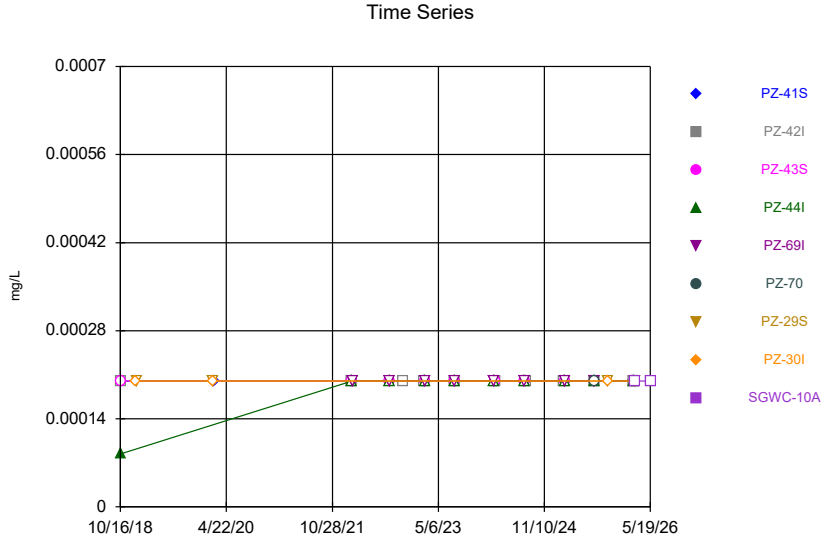

Constituent: Mercury Analysis Run 8/13/2026 4:33 PM View: Descriptive
Plant Scherer Client: Southern Company Data: Scherer AP

Sanitas™ v.10.1.08 Software licensed to Groundwater Stats Consulting. UG
Hollow symbols indicate censored values.

Time Series

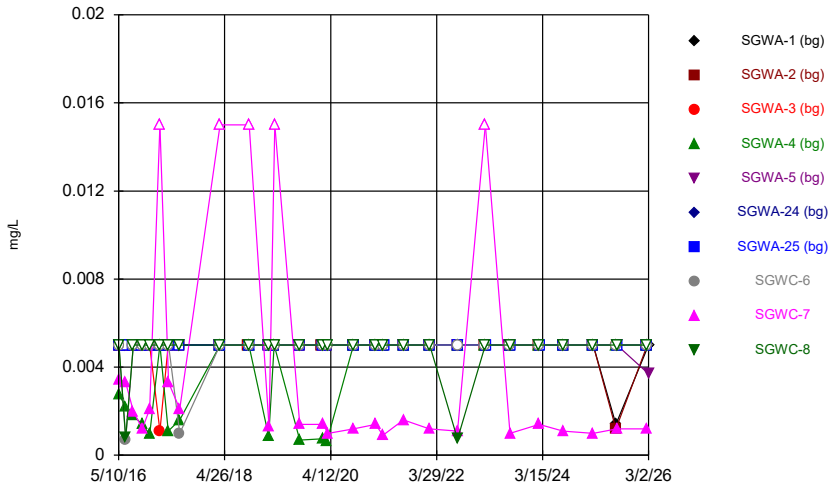

Constituent: Molybdenum Analysis Run 8/13/2026 4:33 PM View: Descriptive
Plant Scherer Client: Southern Company Data: Scherer AP

Sanitas™ v.10.1.08 Software licensed to Groundwater Stats Consulting. UG
Hollow symbols indicate censored values.

Time Series

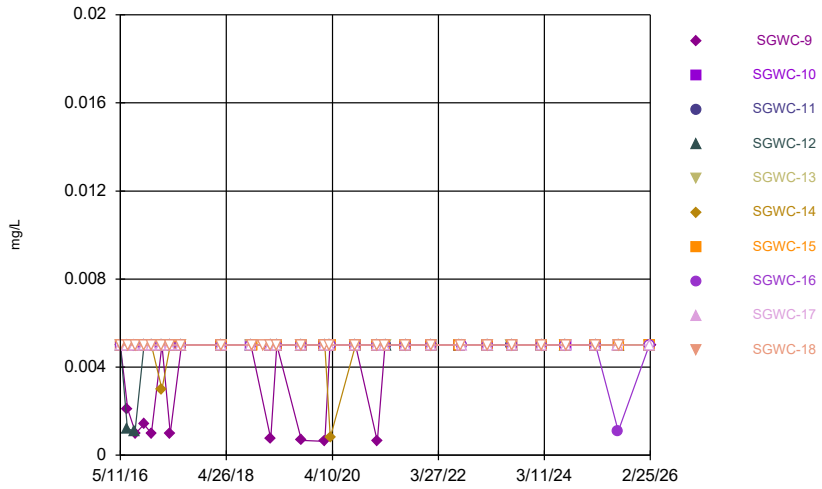

Constituent: Molybdenum Analysis Run 8/13/2026 4:33 PM View: Descriptive
Plant Scherer Client: Southern Company Data: Scherer AP

Sanitas™ v.10.1.08 Software licensed to Groundwater Stats Consulting. UG
Hollow symbols indicate censored values.

Time Series

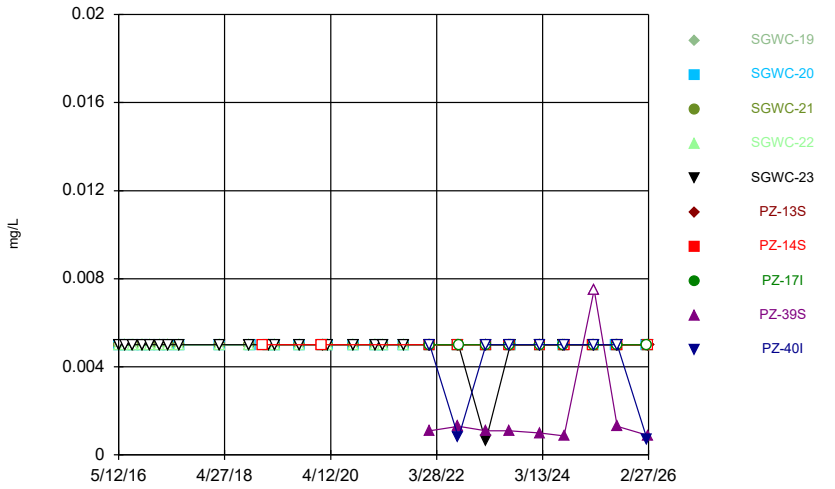

Constituent: Molybdenum Analysis Run 8/13/2026 4:33 PM View: Descriptive
Plant Scherer Client: Southern Company Data: Scherer AP

Sanitas™ v.10.1.08 Software licensed to Groundwater Stats Consulting. UG
Hollow symbols indicate censored values.

Time Series

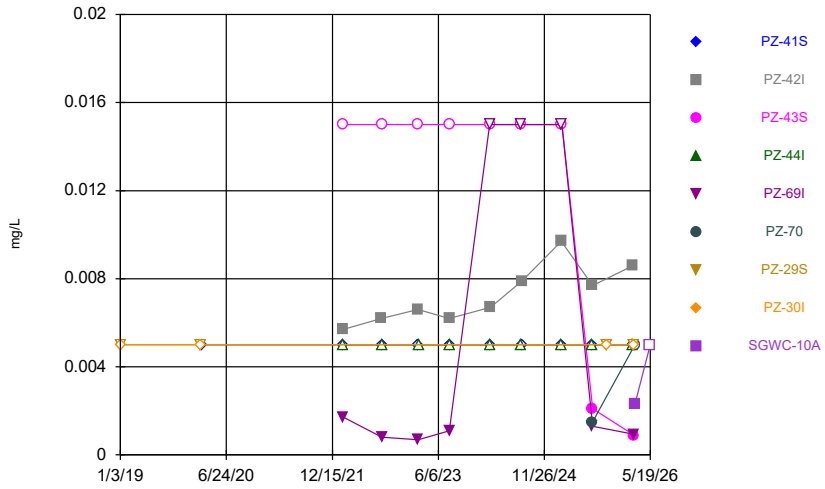

Constituent: Molybdenum Analysis Run 8/13/2026 4:33 PM View: Descriptive
Plant Scherer Client: Southern Company Data: Scherer AP

Sanitas™ v.10.1.08 Software licensed to Groundwater Stats Consulting. UG

Time Series

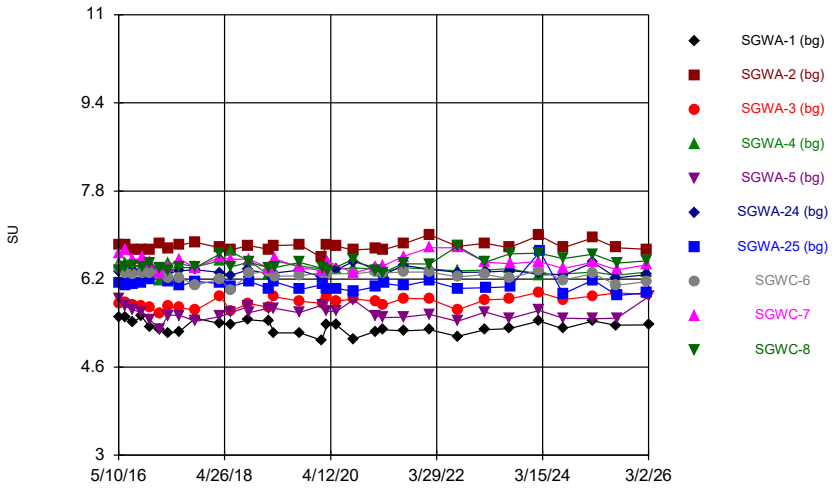

Constituent: pH, Field Analysis Run 8/13/2026 4:33 PM View: Descriptive
Plant Scherer Client: Southern Company Data: Scherer AP

Sanitas™ v.10.1.08 Software licensed to Groundwater Stats Consulting. UG

Time Series

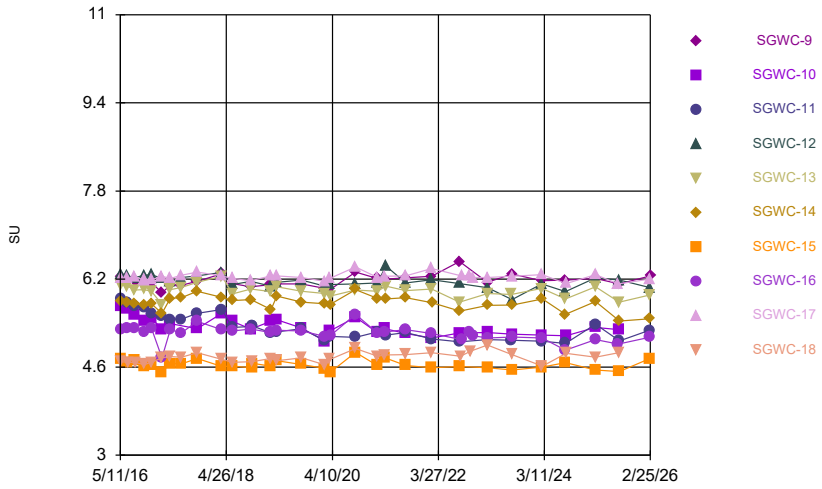

Constituent: pH, Field Analysis Run 8/13/2026 4:33 PM View: Descriptive
Plant Scherer Client: Southern Company Data: Scherer AP

Sanitas™ v.10.1.08 Software licensed to Groundwater Stats Consulting. UG

Time Series

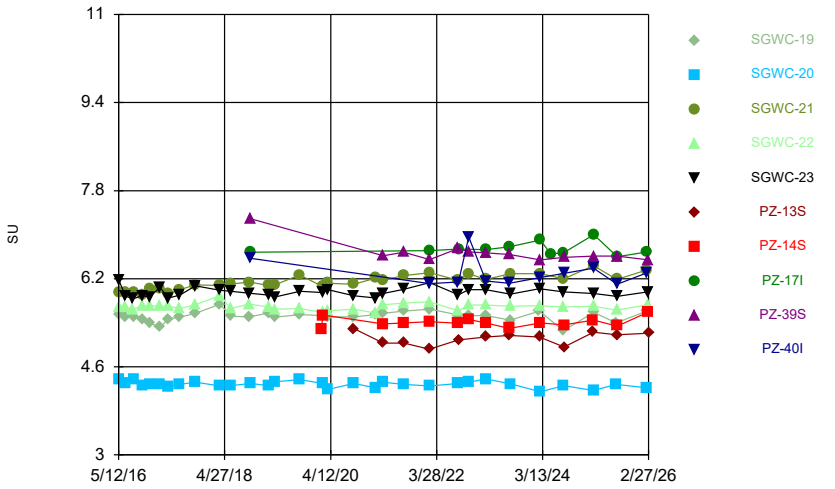

Constituent: pH, Field Analysis Run 8/13/2026 4:33 PM View: Descriptive
Plant Scherer Client: Southern Company Data: Scherer AP

Sanitas™ v.10.1.08 Software licensed to Groundwater Stats Consulting. UG

Time Series

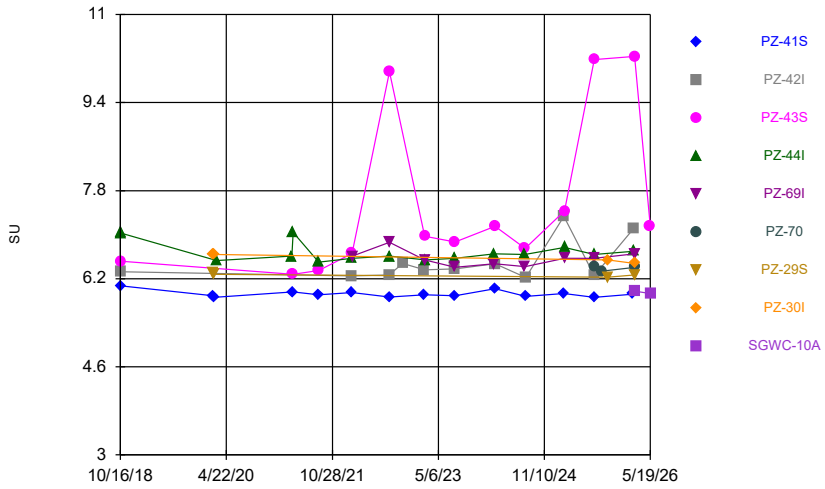

Constituent: pH, Field Analysis Run 8/13/2026 4:33 PM View: Descriptive
Plant Scherer Client: Southern Company Data: Scherer AP

Sanitas™ v.10.1.08 Software licensed to Groundwater Stats Consulting. UG
Hollow symbols indicate censored values.

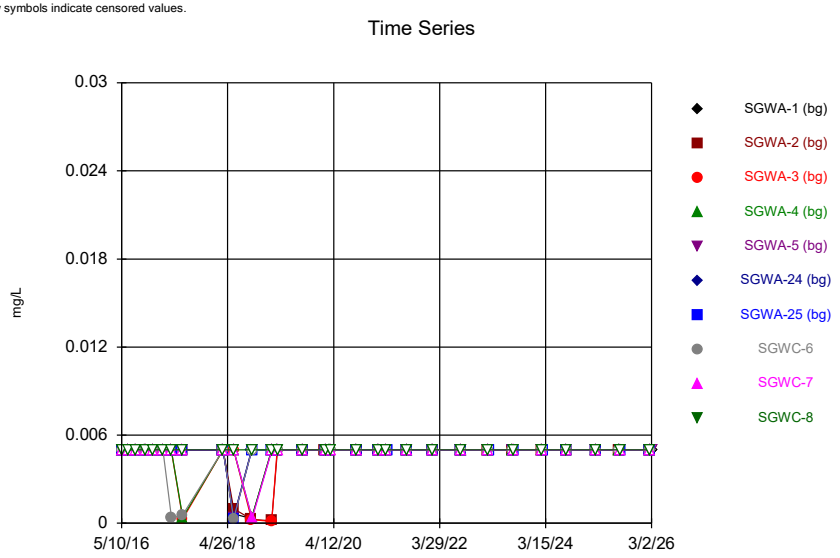

Constituent: Selenium Analysis Run 8/13/2026 4:33 PM View: Descriptive
Plant Scherer Client: Southern Company Data: Scherer AP

Sanitas™ v.10.1.08 Software licensed to Groundwater Stats Consulting. UG
Hollow symbols indicate censored values.

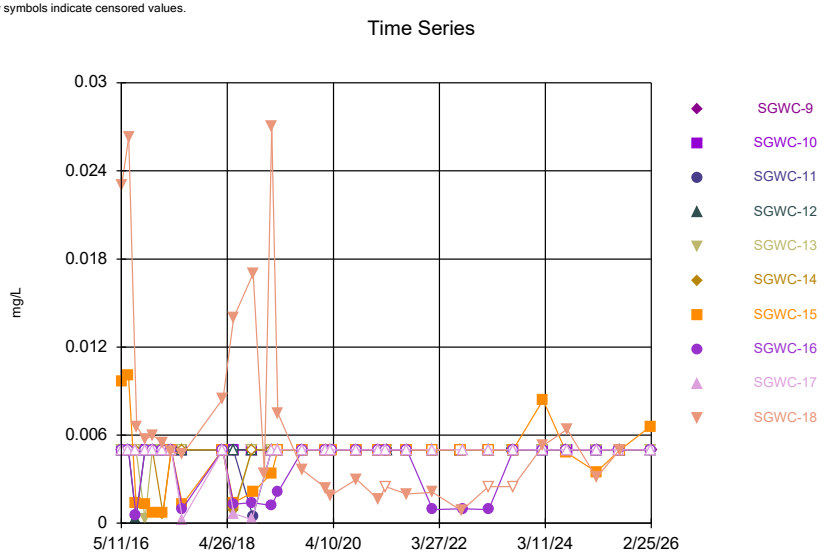

Constituent: Selenium Analysis Run 8/13/2026 4:33 PM View: Descriptive
Plant Scherer Client: Southern Company Data: Scherer AP

Sanitas™ v.10.1.08 Software licensed to Groundwater Stats Consulting. UG
Hollow symbols indicate censored values.

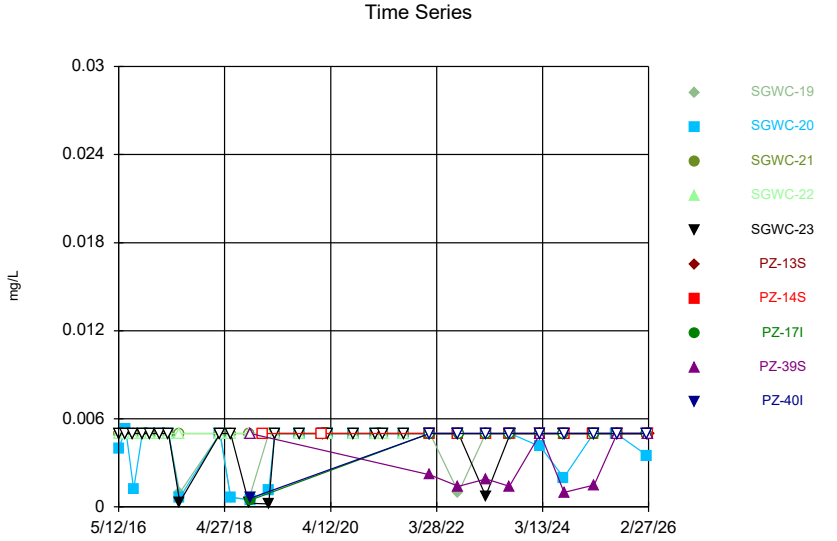

Constituent: Selenium Analysis Run 8/13/2026 4:33 PM View: Descriptive
Plant Scherer Client: Southern Company Data: Scherer AP

Sanitas™ v.10.1.08 Software licensed to Groundwater Stats Consulting. UG
Hollow symbols indicate censored values.

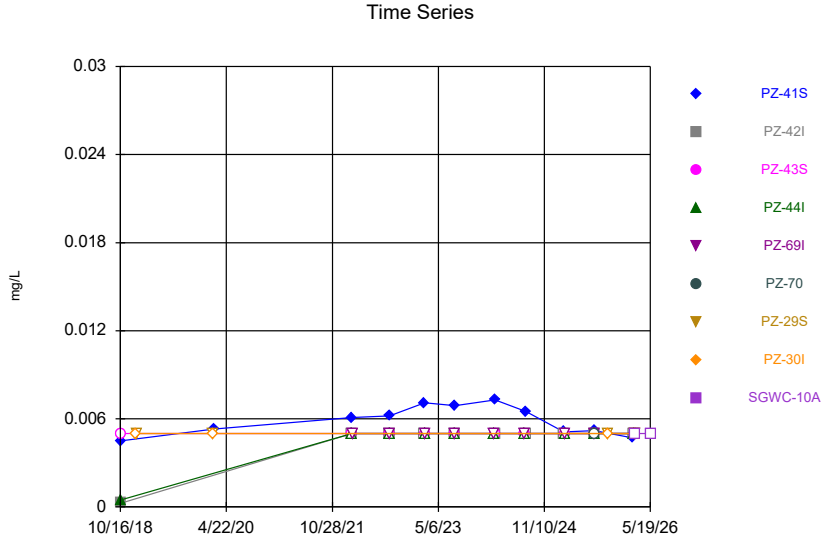

Constituent: Selenium Analysis Run 8/13/2026 4:33 PM View: Descriptive
Plant Scherer Client: Southern Company Data: Scherer AP

Sanitas™ v.10.1.08 Software licensed to Groundwater Stats Consulting. UG
Hollow symbols indicate censored values.

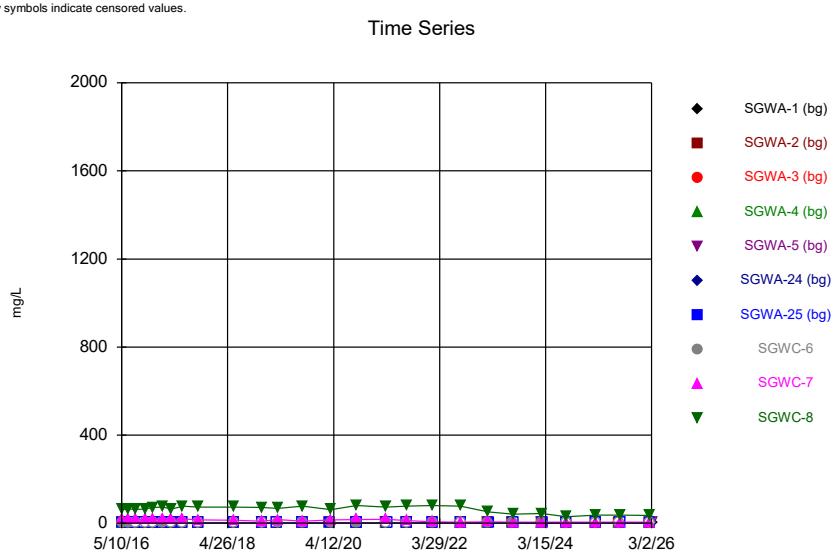

Constituent: Sulfate Analysis Run 8/13/2026 4:33 PM View: Descriptive
Plant Scherer Client: Southern Company Data: Scherer AP

Sanitas™ v.10.1.08 Software licensed to Groundwater Stats Consulting. UG
Hollow symbols indicate censored values.

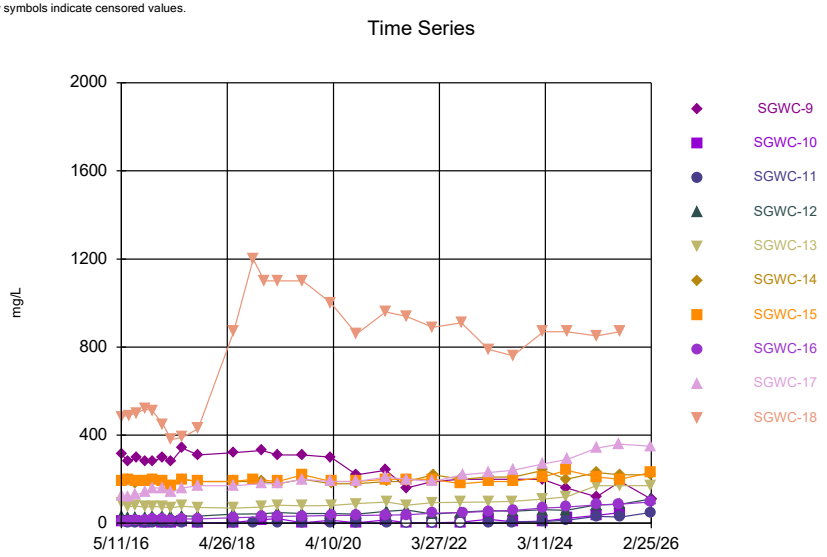

Constituent: Sulfate Analysis Run 8/13/2026 4:33 PM View: Descriptive
Plant Scherer Client: Southern Company Data: Scherer AP

Sanitas™ v.10.1.08 Software licensed to Groundwater Stats Consulting. UG
Hollow symbols indicate censored values.

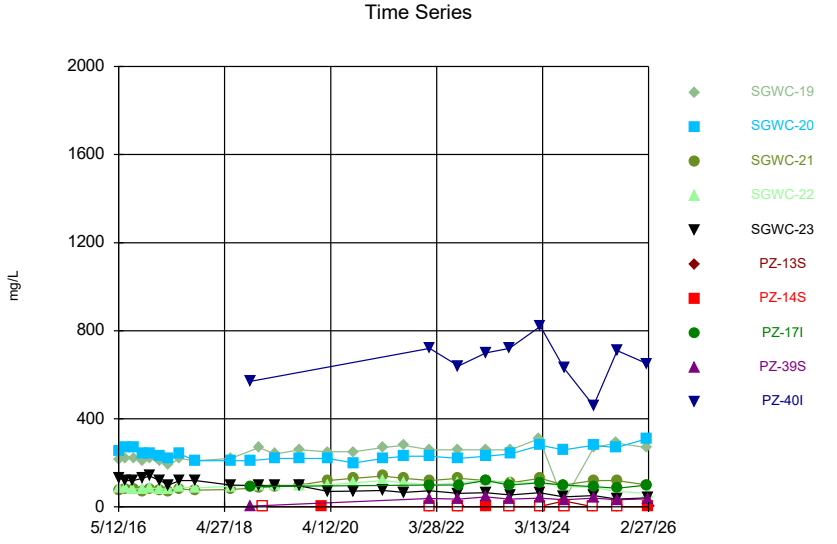

Constituent: Sulfate Analysis Run 8/13/2026 4:33 PM View: Descriptive
Plant Scherer Client: Southern Company Data: Scherer AP

Sanitas™ v.10.1.08 Software licensed to Groundwater Stats Consulting. UG
Hollow symbols indicate censored values.

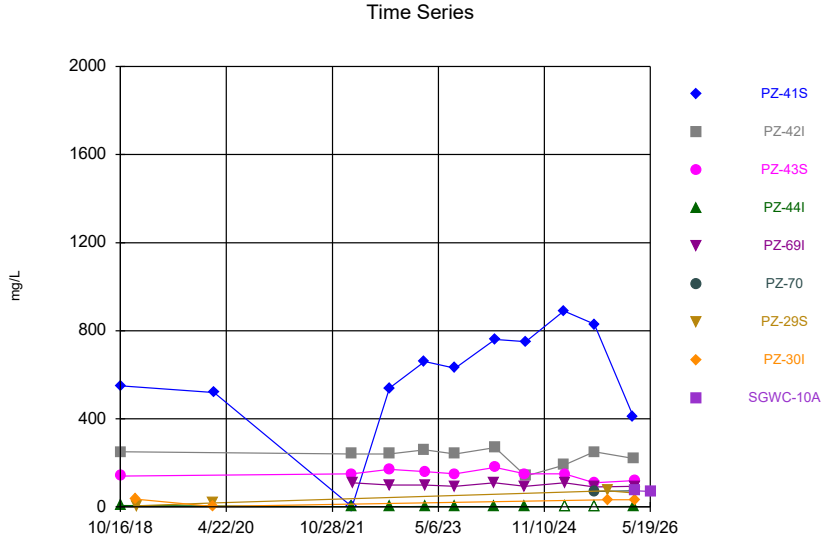

Constituent: Sulfate Analysis Run 8/13/2026 4:33 PM View: Descriptive
Plant Scherer Client: Southern Company Data: Scherer AP

Sanitas™ v.10.1.08 Software licensed to Groundwater Stats Consulting. UG
Hollow symbols indicate censored values.

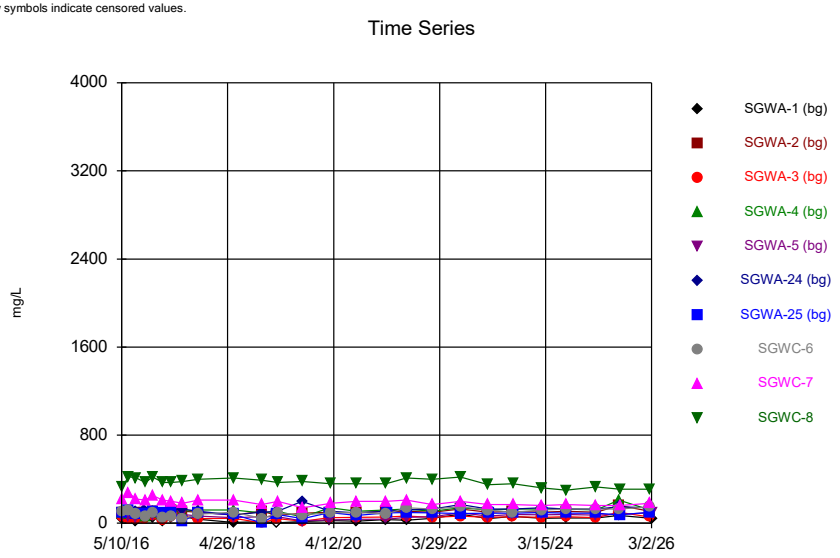

Constituent: TDS Analysis Run 8/13/2026 4:33 PM View: Descriptive
Plant Scherer Client: Southern Company Data: Scherer AP

Sanitas™ v.10.1.08 Software licensed to Groundwater Stats Consulting. UG
Hollow symbols indicate censored values.

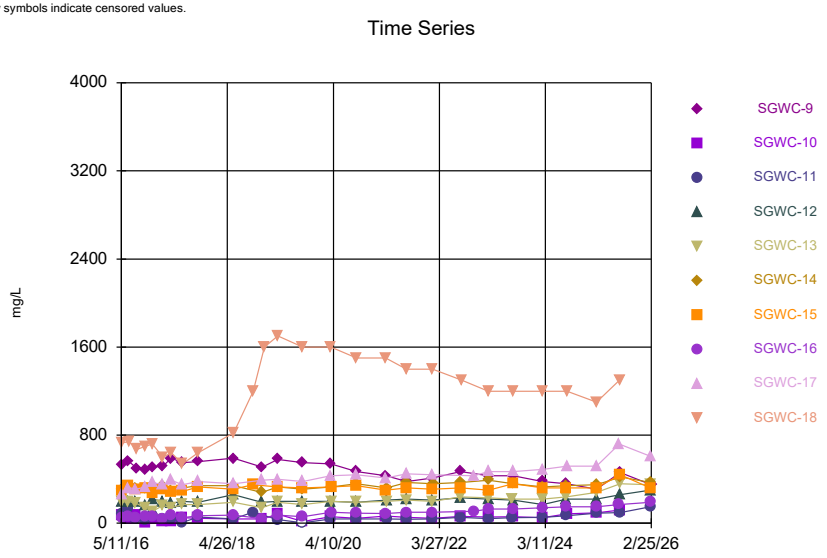

Constituent: TDS Analysis Run 8/13/2026 4:33 PM View: Descriptive
Plant Scherer Client: Southern Company Data: Scherer AP

Sanitas™ v.10.1.08 Software licensed to Groundwater Stats Consulting. UG

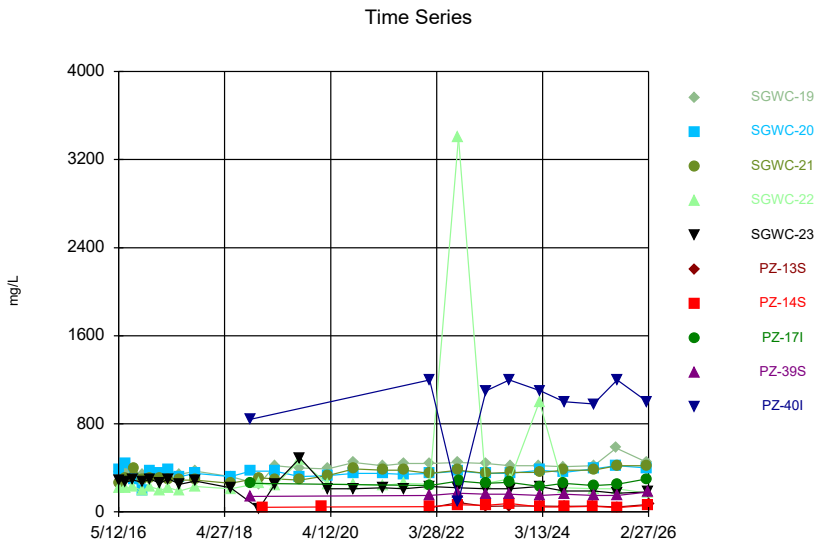

Constituent: TDS Analysis Run 8/13/2026 4:33 PM View: Descriptive
Plant Scherer Client: Southern Company Data: Scherer AP

Sanitas™ v.10.1.08 Software licensed to Groundwater Stats Consulting. UG

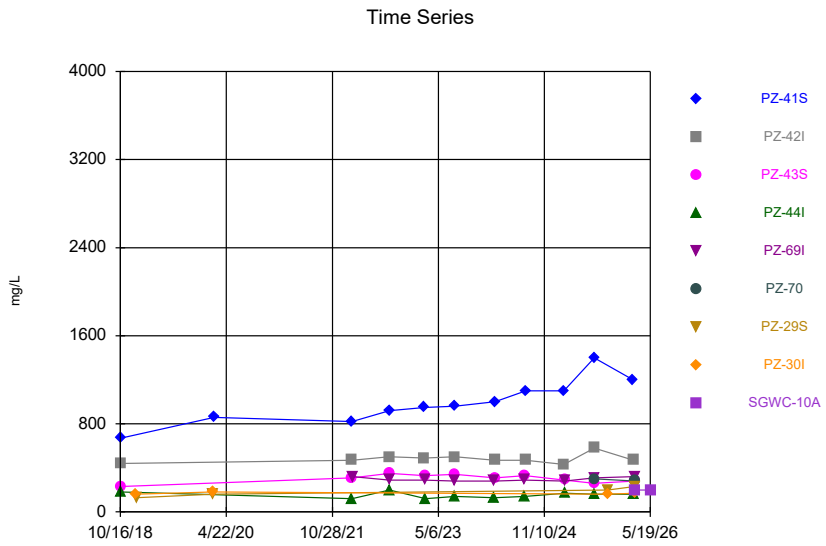

Constituent: TDS Analysis Run 8/13/2026 4:33 PM View: Descriptive
Plant Scherer Client: Southern Company Data: Scherer AP

Sanitas™ v.10.1.08 Software licensed to Groundwater Stats Consulting. UG
Hollow symbols indicate censored values.

Time Series

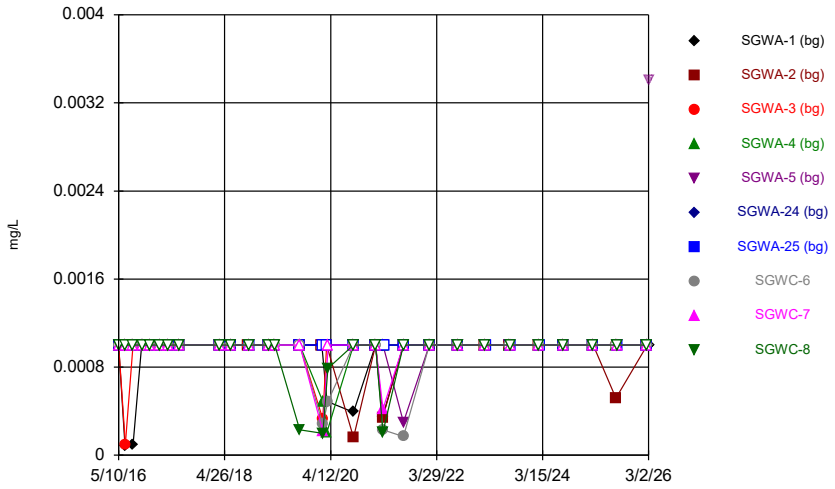

Constituent: Thallium Analysis Run 8/13/2026 4:33 PM View: Descriptive
Plant Scherer Client: Southern Company Data: Scherer AP

Sanitas™ v.10.1.08 Software licensed to Groundwater Stats Consulting. UG
Hollow symbols indicate censored values.

Time Series

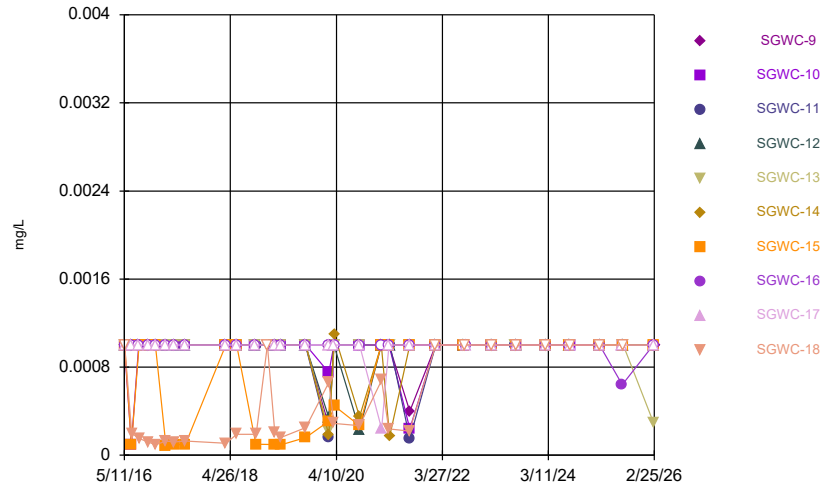

Constituent: Thallium Analysis Run 8/13/2026 4:33 PM View: Descriptive
Plant Scherer Client: Southern Company Data: Scherer AP

Sanitas™ v.10.1.08 Software licensed to Groundwater Stats Consulting. UG
Hollow symbols indicate censored values.

Time Series

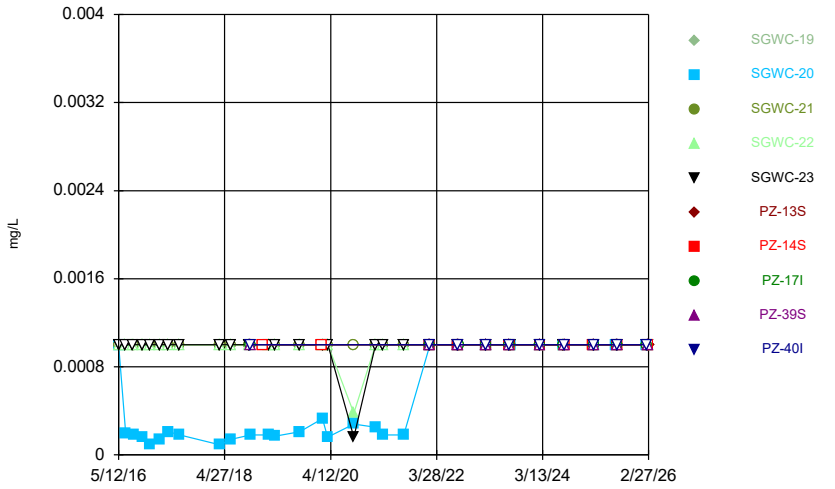

Constituent: Thallium Analysis Run 8/13/2026 4:33 PM View: Descriptive
Plant Scherer Client: Southern Company Data: Scherer AP

Sanitas™ v.10.1.08 Software licensed to Groundwater Stats Consulting. UG
Hollow symbols indicate censored values.

Time Series

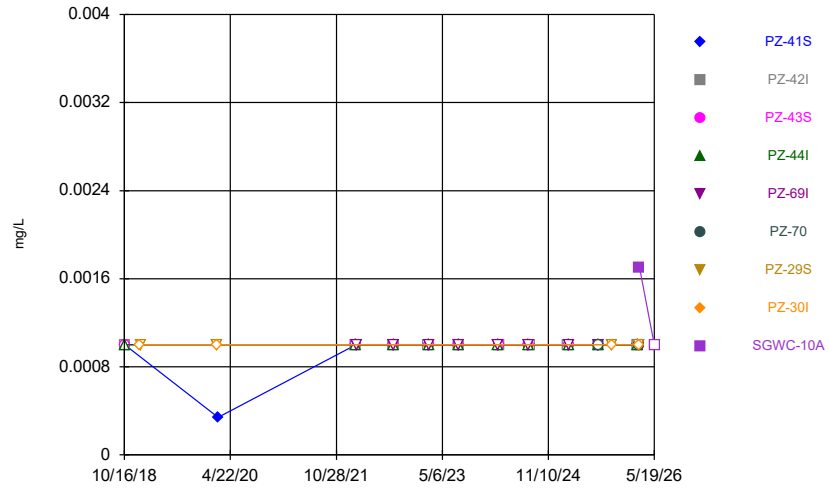

Constituent: Thallium Analysis Run 8/13/2026 4:33 PM View: Descriptive
Plant Scherer Client: Southern Company Data: Scherer AP

Time Series

Constituent: Antimony (mg/L) Analysis Run 8/13/2026 4:34 PM View: Descriptive

Plant Scherer Client: Southern Company Data: Scherer AP

	SGWA-1 (bg)	SGWA-2 (bg)	SGWA-3 (bg)	SGWA-4 (bg)	SGWA-5 (bg)	SGWA-24 (bg)	SGWA-25 (bg)	SGWC-6	SGWC-7
5/10/2016	<0.005	<0.005	<0.005		<0.005	<0.005	<0.005		
5/11/2016				<0.005				<0.005	<0.005
6/23/2016	0.0004 (J)	<0.005			<0.005	0.0003 (J)			
6/24/2016			0.0021 (J)	0.0007 (J)					
6/27/2016							0.0003 (J)	<0.005	0.0004 (J)
8/16/2016	0.0012 (J)	<0.005	<0.005		<0.005	<0.005			
8/17/2016				<0.005			<0.005	<0.005	<0.005
10/13/2016	<0.005					<0.005			
10/14/2016		<0.005	<0.005		<0.005		<0.005		
10/17/2016				<0.005				<0.005	
10/18/2016									<0.005
12/5/2016						<0.005			
12/6/2016	<0.005	<0.005	<0.005	<0.005	<0.005		<0.005	<0.005	<0.005
2/14/2017	<0.005	<0.005	<0.005	<0.005	<0.005	<0.005	<0.005	<0.005	<0.005
4/10/2017						<0.005			
4/11/2017	<0.005	<0.005	<0.005	<0.005	<0.005		<0.005		
4/12/2017								<0.005	<0.005
6/26/2017	<0.005	<0.005	<0.005	<0.005	<0.005	<0.005			
6/27/2017							<0.005	<0.005	<0.005
3/26/2018	<0.005	<0.005	<0.005			<0.005			
3/27/2018				<0.005	<0.005		<0.005	<0.005	<0.005
10/5/2018	<0.005	<0.005	<0.005			<0.005			
10/8/2018				<0.005	<0.005		<0.005	<0.005	
10/9/2018									<0.005
2/18/2019	<0.005	<0.005		<0.005					
2/19/2019			<0.005		<0.005	<0.005	<0.005		
2/20/2019								<0.005	<0.005
3/28/2019			<0.005	<0.005	<0.005		<0.005		
3/29/2019	<0.005	<0.005				<0.005			
2/13/2020	<0.005	<0.005				<0.005			
2/17/2020					<0.005		<0.005		
2/18/2020			<0.005	<0.005				<0.005	<0.005
2/9/2021	<0.005	<0.005	<0.005	<0.005	<0.005	<0.005	<0.005	<0.005	<0.005
8/17/2021	<0.005	<0.005		<0.005			<0.005		
8/18/2021			<0.005		<0.005	<0.005		<0.005	<0.005
2/9/2022	<0.005	<0.005	<0.005	<0.005	<0.005		<0.005	<0.005	<0.005
2/10/2022						<0.005			
8/17/2022	0.00052 (J)	<0.005							
8/18/2022			<0.005	<0.005	<0.005	<0.005	<0.005		<0.005
8/19/2022								<0.005	
2/21/2023	<0.005		<0.005		<0.005				
2/22/2023		<0.005		<0.005				<0.005	<0.005
2/23/2023						<0.005	<0.005		
8/1/2023	<0.005	<0.005			<0.005			<0.005	
8/7/2023			<0.005	<0.005					
8/8/2023						<0.005	<0.005		<0.005
2/20/2024	<0.005	<0.005		<0.005				<0.005	
2/21/2024			<0.005		<0.005	<0.005			<0.005
2/27/2024							<0.005		
7/31/2024	<0.005	<0.005	<0.005	<0.005	<0.005	<0.005	<0.005		<0.005
8/1/2024								<0.005	
2/19/2025				<0.005		<0.005	<0.005		<0.005

ND substitution: RL or RL/2 if <15% NDs.

Time Series

Constituent: Antimony (mg/L) Analysis Run 8/13/2026 4:34 PM View: Descriptive

Plant Scherer Client: Southern Company Data: Scherer AP

	SGWA-1 (bg)	SGWA-2 (bg)	SGWA-3 (bg)	SGWA-4 (bg)	SGWA-5 (bg)	SGWA-24 (bg)	SGWA-25 (bg)	SGWC-6	SGWC-7
2/20/2025	<0.005	<0.005	<0.005		<0.005			<0.005	
7/24/2025	<0.005	<0.005	<0.005	<0.005					
7/28/2025						<0.005			
7/29/2025								<0.005	
7/30/2025							<0.005		<0.005
7/31/2025					<0.005				
2/19/2026			<0.005	<0.005		<0.005		<0.005	
2/20/2026		<0.005					<0.005		<0.005
3/2/2026	<0.005				0.0031 (J)				

ND substitution: RL or RL/2 if <15% NDs.

Time Series

Constituent: Antimony (mg/L) Analysis Run 8/13/2026 4:34 PM View: Descriptive

Plant Scherer Client: Southern Company Data: Scherer AP

	SGWC-8
5/10/2016	
5/11/2016	<0.005
6/23/2016	
6/24/2016	
6/27/2016	<0.005
8/16/2016	
8/17/2016	<0.005
10/13/2016	
10/14/2016	
10/17/2016	<0.005
10/18/2016	
12/5/2016	
12/6/2016	<0.005
2/14/2017	<0.005
4/10/2017	
4/11/2017	
4/12/2017	<0.005
6/26/2017	
6/27/2017	<0.005
3/26/2018	
3/27/2018	<0.005
10/5/2018	
10/8/2018	
10/9/2018	<0.005
2/18/2019	
2/19/2019	
2/20/2019	<0.005
3/28/2019	
3/29/2019	
2/13/2020	
2/17/2020	
2/18/2020	<0.005
2/9/2021	<0.005
8/17/2021	
8/18/2021	<0.005
2/9/2022	
2/10/2022	<0.005
8/17/2022	
8/18/2022	<0.005
8/19/2022	
2/21/2023	
2/22/2023	<0.005
2/23/2023	
8/1/2023	
8/7/2023	
8/8/2023	<0.005
2/20/2024	
2/21/2024	<0.005
2/27/2024	
7/31/2024	
8/1/2024	<0.005
2/19/2025	<0.005

ND substitution: RL or RL/2 if <15% NDs.

Time Series

Constituent: Antimony (mg/L) Analysis Run 8/13/2026 4:34 PM View: Descriptive

Plant Scherer Client: Southern Company Data: Scherer AP

	SGWC-8
2/20/2025	
7/24/2025	
7/28/2025	
7/29/2025	
7/30/2025	<0.005
7/31/2025	
2/19/2026	<0.005
2/20/2026	
3/2/2026	

ND substitution: RL or RL/2 if <15% NDs.

Time Series

Constituent: Antimony (mg/L) Analysis Run 8/13/2026 4:34 PM View: Descriptive

Plant Scherer Client: Southern Company Data: Scherer AP

	SGWC-9	SGWC-10	SGWC-11	SGWC-12	SGWC-13	SGWC-14	SGWC-15	SGWC-16	SGWC-17
5/11/2016	<0.005	<0.005	<0.005	<0.005					
5/12/2016					<0.005	<0.005	<0.005	<0.005	<0.005
5/13/2016									
6/28/2016		0.0014 (J)	<0.005	<0.005	0.0004 (J)	<0.005	<0.005	<0.005	
6/29/2016	<0.005								<0.005
6/30/2016									
8/17/2016		<0.005	<0.005						
8/18/2016				<0.005	<0.005	<0.005	<0.005	<0.005	<0.005
8/22/2016	<0.005								
10/17/2016		<0.005	<0.005	<0.005	<0.005	<0.005			
10/18/2016	<0.005						<0.005	<0.005	
10/19/2016									<0.005
12/6/2016		<0.005	<0.005	<0.005	<0.005				
12/7/2016	<0.005					<0.005	<0.005	<0.005	<0.005
2/15/2017		<0.005	<0.005	<0.005	<0.005	<0.005	<0.005		<0.005
2/16/2017	<0.005							<0.005	
4/12/2017		<0.005	<0.005	<0.005	<0.005	<0.005	<0.005		
4/13/2017	<0.005							<0.005	<0.005
6/27/2017	<0.005	<0.005	<0.005	<0.005	<0.005	<0.005	<0.005	<0.005	<0.005
6/28/2017									
3/27/2018		<0.005	<0.005	<0.005	<0.005	<0.005	<0.005	<0.005	<0.005
3/28/2018	<0.005								
10/8/2018				<0.005	<0.005	<0.005		<0.005	<0.005
10/9/2018	<0.005	<0.005							
2/20/2019	<0.005	<0.005	<0.005	<0.005	<0.005	<0.005	<0.005	<0.005	<0.005
2/18/2020			<0.005						
2/19/2020	<0.005	<0.005		<0.005	<0.005	<0.005	<0.005	<0.005	<0.005
2/20/2020									
2/9/2021	<0.005	<0.005	<0.005	<0.005	<0.005	<0.005	<0.005	<0.005	
2/10/2021									<0.005
8/18/2021									<0.005
8/19/2021	<0.005	<0.005	<0.005		<0.005	<0.005	<0.005	<0.005	
8/20/2021				<0.005					
2/10/2022	<0.005		<0.005	<0.005				<0.005	
2/11/2022		<0.005			<0.005		<0.005		<0.005
2/14/2022						<0.005			
8/18/2022	<0.005		<0.005	<0.005	<0.005				
8/19/2022		<0.005				<0.005	<0.005		
8/23/2022									
8/31/2022								<0.005	<0.005
2/22/2023	<0.005	<0.005	<0.005						<0.005
2/23/2023				<0.005	<0.005	<0.005	<0.005	<0.005	
8/2/2023			<0.005		<0.005				
8/7/2023	<0.005	<0.005		<0.005			<0.005		<0.005
8/8/2023						<0.005		<0.005	
2/21/2024	<0.005								
2/23/2024		<0.005	<0.005	<0.005	<0.005				
2/26/2024							<0.005	<0.005	<0.005
2/27/2024						<0.005			
8/1/2024	<0.005		<0.005	<0.005	<0.005	<0.005	<0.005	<0.005	
8/5/2024		<0.005							<0.005
2/19/2025	<0.005	<0.005		<0.005	<0.005	<0.005		<0.005	<0.005

ND substitution: RL or RL/2 if <15% NDs.

Time Series

Constituent: Antimony (mg/L) Analysis Run 8/13/2026 4:34 PM View: Descriptive

Plant Scherer Client: Southern Company Data: Scherer AP

	SGWC-9	SGWC-10	SGWC-11	SGWC-12	SGWC-13	SGWC-14	SGWC-15	SGWC-16	SGWC-17
2/20/2025			<0.005				<0.005		
2/21/2025									
7/23/2025								<0.005	<0.005
7/25/2025									
7/30/2025	<0.005	<0.005			<0.005		<0.005		
7/31/2025			<0.005	<0.005		<0.005			
2/17/2026							<0.005		
2/18/2026			<0.005	<0.005	<0.005			<0.005	<0.005
2/19/2026						<0.005			
2/25/2026	<0.005								

ND substitution: RL or RL/2 if <15% NDs.

Time Series

Constituent: Antimony (mg/L) Analysis Run 8/13/2026 4:34 PM View: Descriptive

Plant Scherer Client: Southern Company Data: Scherer AP

	SGWC-18
5/11/2016	
5/12/2016	
5/13/2016	<0.005
6/28/2016	
6/29/2016	
6/30/2016	0.0012 (J)
8/17/2016	
8/18/2016	
8/22/2016	<0.005
10/17/2016	
10/18/2016	
10/19/2016	<0.005
12/6/2016	
12/7/2016	<0.005
2/15/2017	
2/16/2017	<0.005
4/12/2017	
4/13/2017	<0.005
6/27/2017	
6/28/2017	<0.005
3/27/2018	
3/28/2018	<0.005
10/8/2018	
10/9/2018	
2/20/2019	<0.005
2/18/2020	
2/19/2020	
2/20/2020	<0.005
2/9/2021	
2/10/2021	<0.005
8/18/2021	<0.005
8/19/2021	
8/20/2021	
2/10/2022	<0.005
2/11/2022	
2/14/2022	
8/18/2022	
8/19/2022	
8/23/2022	<0.005
8/31/2022	
2/22/2023	<0.005
2/23/2023	
8/2/2023	
8/7/2023	<0.005
8/8/2023	
2/21/2024	
2/23/2024	
2/26/2024	
2/27/2024	<0.005
8/1/2024	
8/5/2024	<0.005
2/19/2025	

ND substitution: RL or RL/2 if <15% NDs.

Time Series

Constituent: Antimony (mg/L) Analysis Run 8/13/2026 4:34 PM View: Descriptive

Plant Scherer Client: Southern Company Data: Scherer AP

	SGWC-18
2/20/2025	
2/21/2025	<0.005
7/23/2025	
7/25/2025	<0.005
7/30/2025	
7/31/2025	
2/17/2026	
2/18/2026	
2/19/2026	
2/25/2026	

ND substitution: RL or RL/2 if <15% NDs.

Time Series

Constituent: Antimony (mg/L) Analysis Run 8/13/2026 4:34 PM View: Descriptive

Plant Scherer Client: Southern Company Data: Scherer AP

	SGWC-19	SGWC-20	SGWC-21	SGWC-22	SGWC-23	PZ-13S	PZ-14S	PZ-17I	PZ-39S
5/12/2016		<0.005	<0.005	<0.005	<0.005				
5/13/2016	<0.005								
6/29/2016	<0.005	<0.005	<0.005	<0.005	<0.005				
8/19/2016				<0.005	<0.005				
8/22/2016	<0.005	<0.005	<0.005						
10/18/2016	<0.005	<0.005	<0.005	<0.005	<0.005				
12/7/2016			<0.005	<0.005	<0.005				
12/8/2016	<0.005	<0.005							
2/15/2017					<0.005				
2/16/2017	<0.005	<0.005	<0.005	<0.005					
4/13/2017	<0.005	<0.005	<0.005	<0.005	<0.005				
6/28/2017	<0.005	<0.005	<0.005	<0.005	<0.005				
3/27/2018					<0.005				
3/28/2018	<0.005	<0.005	<0.005	<0.005					
10/8/2018			<0.005	<0.005	<0.005				
10/9/2018	<0.005								
1/10/2019							<0.005		
2/19/2019				<0.005	<0.005				
2/20/2019	<0.005	<0.005	<0.005						
2/13/2020							<0.005		
2/18/2020		<0.005	<0.005	<0.005	<0.005				
2/19/2020	<0.005								
2/10/2021	<0.005	<0.005	<0.005	<0.005	<0.005				
8/18/2021			<0.005	<0.005	<0.005				
8/19/2021	<0.005	<0.005							
2/8/2022						<0.005	<0.005		
2/9/2022								0.00061 (J)	<0.005
2/10/2022				<0.005	<0.005				
2/11/2022	<0.005	<0.005	<0.005						
8/22/2022	0.0021	0.0019 (J)	0.0019 (J)	0.0022	0.00098 (J)				
8/23/2022							<0.005		<0.005
8/24/2022						<0.005		<0.005	
2/22/2023	<0.005	<0.005							
2/23/2023			<0.005	<0.005	<0.005	<0.005	<0.005	<0.005	
2/24/2023									<0.005
8/1/2023							<0.005	<0.005	
8/2/2023						0.00046 (J)			<0.005
8/7/2023	<0.005	<0.005		<0.005					
8/8/2023			<0.005		<0.005				
2/20/2024	<0.005								
2/21/2024				<0.005	<0.005	<0.005			
2/26/2024		<0.005						<0.005	
2/27/2024			<0.005						<0.005
2/28/2024							<0.005		
8/1/2024	<0.005							<0.005	
8/2/2024		<0.005	<0.005	<0.005	<0.005				
8/5/2024						<0.005	<0.005		
8/6/2024									<0.005
2/19/2025						<0.005	<0.005		
2/20/2025		<0.005	<0.005	<0.005					
2/21/2025	<0.005				<0.005			<0.005	
2/24/2025									<0.005

ND substitution: RL or RL/2 if <15% NDs.

Time Series

Constituent: Antimony (mg/L) Analysis Run 8/13/2026 4:34 PM View: Descriptive

Plant Scherer Client: Southern Company Data: Scherer AP

	SGWC-19	SGWC-20	SGWC-21	SGWC-22	SGWC-23	PZ-13S	PZ-14S	PZ-17I	PZ-39S
7/24/2025	<0.005	<0.005							
7/28/2025			<0.005	<0.005	<0.005				
7/29/2025							<0.005	<0.005	<0.005
7/30/2025						<0.005			
2/17/2026		<0.005							
2/18/2026	<0.005		<0.005					<0.005	
2/19/2026				<0.005	<0.005		<0.005		
2/26/2026									<0.005
2/27/2026						<0.005			

ND substitution: RL or RL/2 if <15% NDs.

Time Series

Constituent: Antimony (mg/L) Analysis Run 8/13/2026 4:34 PM View: Descriptive

Plant Scherer Client: Southern Company Data: Scherer AP

	PZ-40I
5/12/2016	
5/13/2016	
6/29/2016	
8/19/2016	
8/22/2016	
10/18/2016	
12/7/2016	
12/8/2016	
2/15/2017	
2/16/2017	
4/13/2017	
6/28/2017	
3/27/2018	
3/28/2018	
10/8/2018	
10/9/2018	
1/10/2019	
2/19/2019	
2/20/2019	
2/13/2020	
2/18/2020	
2/19/2020	
2/10/2021	
8/18/2021	
8/19/2021	
2/8/2022	
2/9/2022	
2/10/2022	<0.005
2/11/2022	
8/22/2022	
8/23/2022	0.00089 (J)
8/24/2022	
2/22/2023	
2/23/2023	
2/24/2023	<0.005
8/1/2023	<0.005
8/2/2023	
8/7/2023	
8/8/2023	
2/20/2024	
2/21/2024	
2/26/2024	
2/27/2024	<0.005
2/28/2024	
8/1/2024	
8/2/2024	
8/5/2024	<0.005
8/6/2024	
2/19/2025	
2/20/2025	<0.005
2/21/2025	
2/24/2025	

ND substitution: RL or RL/2 if <15% NDs.

Time Series

Constituent: Antimony (mg/L) Analysis Run 8/13/2026 4:34 PM View: Descriptive

Plant Scherer Client: Southern Company Data: Scherer AP

	PZ-40I
7/24/2025	
7/28/2025	
7/29/2025	<0.005
7/30/2025	
2/17/2026	
2/18/2026	<0.005
2/19/2026	
2/26/2026	
2/27/2026	

ND substitution: RL or RL/2 if <15% NDs.

Time Series

Constituent: Antimony (mg/L) Analysis Run 8/13/2026 4:34 PM View: Descriptive

Plant Scherer Client: Southern Company Data: Scherer AP

	PZ-41S	PZ-42I	PZ-43S	PZ-44I	PZ-69I	PZ-70	PZ-29S	PZ-30I	SGWC-10A
1/3/2019								<0.005	
1/8/2019							<0.005		
2/13/2020								<0.005	
2/14/2020							<0.005		
2/19/2020	<0.005								
2/9/2022	<0.005	<0.005	<0.005	<0.005					
2/10/2022					<0.005				
8/22/2022		<0.005							
8/24/2022	<0.005		<0.005	<0.005	<0.005				
2/23/2023	<0.005	<0.005							
2/24/2023			<0.005		<0.005				
2/28/2023				<0.005					
8/2/2023	<0.005	<0.005	<0.005	<0.005	<0.005				
2/23/2024				<0.005	<0.005				
2/27/2024	<0.005	<0.005	<0.005						
8/1/2024				<0.005					
8/2/2024			<0.005		<0.005				
8/5/2024		<0.005							
8/6/2024	<0.005								
2/20/2025		0.0009 (J)							
2/21/2025	<0.005								
2/24/2025			<0.005	<0.005	<0.005				
7/29/2025	<0.005	<0.005	<0.005	<0.005	<0.005	<0.005			
10/8/2025							<0.005	<0.005	
2/18/2026	<0.005								
2/20/2026		<0.005		<0.005					
2/26/2026			<0.005		<0.005		<0.005	<0.005	
3/2/2026						<0.005			<0.005
5/19/2026									<0.005

ND substitution: RL or RL/2 if <15% NDs.

Time Series

Constituent: Arsenic (mg/L) Analysis Run 8/13/2026 4:34 PM View: Descriptive

Plant Scherer Client: Southern Company Data: Scherer AP

	SGWA-1 (bg)	SGWA-2 (bg)	SGWA-3 (bg)	SGWA-4 (bg)	SGWA-5 (bg)	SGWA-24 (bg)	SGWA-25 (bg)	SGWC-6	SGWC-7
5/10/2016	<0.005	<0.005	<0.005		<0.005	<0.005	<0.005		
5/11/2016				<0.005				<0.005	<0.005
6/23/2016	<0.005	<0.005			<0.005	<0.005			
6/24/2016			<0.005	<0.005					
6/27/2016							<0.005	<0.005	0.0009 (J)
8/16/2016	0.00065 (J)	0.0005 (J)	<0.005		<0.005	<0.005			
8/17/2016				<0.005			0.0012 (J)	<0.005	0.0006 (J)
10/13/2016	<0.005					<0.005			
10/14/2016		<0.005	<0.005		<0.005		0.00073 (J)		
10/17/2016				<0.005				<0.005	
10/18/2016									<0.005
12/5/2016						<0.005			
12/6/2016	<0.005	<0.005	<0.005	<0.005	<0.005		0.00075 (J)	<0.005	<0.005
2/14/2017	0.00055 (J)	0.00046 (J)	<0.005	<0.005	<0.005	0.00057 (J)	0.0015	0.0006 (J)	0.00059 (J)
4/10/2017						<0.005			
4/11/2017	<0.005	<0.005	<0.005	0.0011 (J)	<0.005		0.00072 (J)		
4/12/2017								0.00046 (J)	0.00058 (J)
6/26/2017	0.00081 (J)	0.00089 (J)	0.00063 (J)	0.00055 (J)	0.00079 (J)	0.0009 (J)			
6/27/2017							0.00095 (J)	<0.005	<0.005
3/26/2018	<0.005	<0.005	<0.005			<0.005			
3/27/2018				<0.005	<0.005		0.00052 (J)	<0.005	<0.005
6/5/2018	<0.005	<0.005			<0.005	<0.005	<0.005		
6/6/2018			<0.005	<0.005				<0.005	<0.005
10/5/2018	<0.005	<0.005	<0.005			<0.005			
10/8/2018				<0.005	<0.005		<0.005	<0.005	
10/9/2018									0.00057 (J)
2/18/2019	<0.005	<0.005		<0.005					
2/19/2019			<0.005		<0.005	<0.005	<0.005		
2/20/2019								<0.005	<0.005
3/28/2019			<0.005	<0.005	<0.005		0.00048 (J)		
3/29/2019	<0.005	<0.005				<0.005			
4/1/2019									<0.005
4/2/2019								<0.005	
9/12/2019					<0.005				
9/13/2019						<0.005			
9/16/2019	<0.005	<0.005	<0.005	<0.005			<0.005	<0.005	
9/17/2019									<0.005
2/13/2020	<0.005	<0.005				<0.005			
2/17/2020					<0.005		<0.005		
2/18/2020			<0.005	<0.005				<0.005	<0.005
3/17/2020		<0.005	<0.005		<0.005		<0.005		
3/18/2020	<0.005			<0.005		<0.005			
3/25/2020								0.00044 (J)	
3/26/2020									<0.005
9/14/2020	<0.005	<0.005	<0.005	<0.005	<0.005	<0.005	<0.005	<0.005	<0.005
2/9/2021	<0.005	<0.005	<0.005	<0.005	<0.005	<0.005	<0.005	<0.005	<0.005
3/30/2021	<0.005	<0.005				<0.005			
3/31/2021			<0.005	<0.005	<0.005				
4/1/2021								<0.005	0.00044 (J)
4/7/2021							<0.005		
8/17/2021	<0.005	<0.005		<0.005			<0.005		
8/18/2021			<0.005		<0.005	<0.005		<0.005	<0.005

ND substitution: RL or RL/2 if <15% NDs.

Time Series

Constituent: Arsenic (mg/L) Analysis Run 8/13/2026 4:34 PM View: Descriptive

Plant Scherer Client: Southern Company Data: Scherer AP

	SGWA-1 (bg)	SGWA-2 (bg)	SGWA-3 (bg)	SGWA-4 (bg)	SGWA-5 (bg)	SGWA-24 (bg)	SGWA-25 (bg)	SGWC-6	SGWC-7
2/9/2022	<0.005	<0.005	<0.005	<0.005	<0.005		<0.005	<0.005	<0.005
2/10/2022						<0.005			
8/17/2022	0.00028 (J)	<0.005							
8/18/2022			<0.005	<0.005	<0.005	<0.005	<0.005		<0.005
8/19/2022								<0.005	
2/21/2023	<0.005		<0.005		<0.005				
2/22/2023		<0.005		0.00029 (J)				<0.005	<0.005
2/23/2023						<0.005	<0.005		
8/1/2023	<0.005	<0.005			<0.005			<0.005	
8/7/2023			<0.005	<0.005					
8/8/2023						<0.005	<0.005		<0.005
2/20/2024	<0.005	<0.005		<0.005				<0.005	
2/21/2024			<0.005		<0.005	<0.005			<0.005
2/27/2024							<0.005		
7/31/2024	<0.005	<0.005	<0.005	<0.005	<0.005	<0.005	<0.005		<0.005
8/1/2024								<0.005	
2/19/2025				<0.005		<0.005	<0.005		<0.005
2/20/2025	<0.005	<0.005	<0.005		<0.005			<0.005	
7/24/2025	<0.005	<0.005	<0.005	<0.005					
7/28/2025						<0.005			
7/29/2025								<0.005	
7/30/2025							<0.005		<0.005
7/31/2025					<0.005				
2/19/2026			<0.005	<0.005		<0.005		<0.005	
2/20/2026		<0.005					<0.005		<0.005
3/2/2026	<0.005				0.003 (J)				

ND substitution: RL or RL/2 if <15% NDs.

Time Series

Constituent: Arsenic (mg/L) Analysis Run 8/13/2026 4:34 PM View: Descriptive

Plant Scherer Client: Southern Company Data: Scherer AP

	SGWC-8
5/10/2016	
5/11/2016	<0.005
6/23/2016	
6/24/2016	
6/27/2016	<0.005
8/16/2016	
8/17/2016	<0.005
10/13/2016	
10/14/2016	
10/17/2016	<0.005
10/18/2016	
12/5/2016	
12/6/2016	<0.005
2/14/2017	0.0005 (J)
4/10/2017	
4/11/2017	
4/12/2017	<0.005
6/26/2017	
6/27/2017	0.00076 (J)
3/26/2018	
3/27/2018	<0.005
6/5/2018	
6/6/2018	<0.005
10/5/2018	
10/8/2018	
10/9/2018	0.00053 (J)
2/18/2019	
2/19/2019	
2/20/2019	<0.005
3/28/2019	
3/29/2019	
4/1/2019	0.001 (J)
4/2/2019	
9/12/2019	
9/13/2019	
9/16/2019	
9/17/2019	0.00035 (J)
2/13/2020	
2/17/2020	
2/18/2020	<0.005
3/17/2020	
3/18/2020	
3/25/2020	0.00063 (J)
3/26/2020	
9/14/2020	<0.005
2/9/2021	<0.005
3/30/2021	
3/31/2021	
4/1/2021	<0.005
4/7/2021	
8/17/2021	
8/18/2021	<0.005

ND substitution: RL or RL/2 if <15% NDs.

Time Series

Constituent: Arsenic (mg/L) Analysis Run 8/13/2026 4:34 PM View: Descriptive

Plant Scherer Client: Southern Company Data: Scherer AP

	SGWC-8
2/9/2022	
2/10/2022	<0.005
8/17/2022	
8/18/2022	<0.005
8/19/2022	
2/21/2023	
2/22/2023	<0.005
2/23/2023	
8/1/2023	
8/7/2023	
8/8/2023	<0.005
2/20/2024	
2/21/2024	<0.005
2/27/2024	
7/31/2024	
8/1/2024	<0.005
2/19/2025	<0.005
2/20/2025	
7/24/2025	
7/28/2025	
7/29/2025	
7/30/2025	<0.005
7/31/2025	
2/19/2026	<0.005
2/20/2026	
3/2/2026	

ND substitution: RL or RL/2 if <15% NDs.

Time Series

Constituent: Arsenic (mg/L) Analysis Run 8/13/2026 4:34 PM View: Descriptive

Plant Scherer Client: Southern Company Data: Scherer AP

	SGWC-9	SGWC-10	SGWC-11	SGWC-12	SGWC-13	SGWC-14	SGWC-15	SGWC-16	SGWC-17
5/11/2016	<0.005	<0.005	0.00103 (J)	<0.005					
5/12/2016					<0.005	<0.005	<0.005	<0.005	<0.005
5/13/2016									
6/28/2016		<0.005	0.0011 (J)	0.001 (J)	<0.005	<0.005	0.0026 (J)	<0.005	
6/29/2016	0.0009 (J)								<0.005
6/30/2016									
8/17/2016		<0.005	0.0011 (J)						
8/18/2016				0.00091 (J)	<0.005	<0.005	0.0015	<0.005	<0.005
8/22/2016	<0.005								
10/17/2016		<0.005	0.0011 (J)	<0.005	<0.005	<0.005			
10/18/2016	0.00074 (J)						0.0019	<0.005	
10/19/2016									0.0011 (J)
12/6/2016		<0.005	0.00072 (J)	<0.005	<0.005				
12/7/2016	0.00079 (J)					<0.005	0.00079 (J)	<0.005	<0.005
2/15/2017		0.0005 (J)	0.0011 (J)	0.00076 (J)	<0.005	<0.005	0.00073 (J)		0.00059 (J)
2/16/2017	0.00056 (J)							<0.005	
4/12/2017		<0.005	0.00076 (J)	0.00046 (J)	0.00047 (J)	0.00057 (J)	0.0009 (J)		
4/13/2017	0.00079 (J)							<0.005	0.00066 (J)
6/27/2017	0.0011 (J)	0.00074 (J)	0.0011 (J)	0.0011 (J)	0.00088 (J)	0.00058 (J)	0.0011 (J)	0.00055 (J)	0.00075 (J)
6/28/2017									
3/27/2018		<0.005	<0.005	<0.005	<0.005	<0.005	<0.005	<0.005	<0.005
3/28/2018	<0.005								
6/6/2018	<0.005	<0.005	<0.005	<0.005					
6/7/2018					<0.005	<0.005	<0.005	<0.005	<0.005
6/8/2018									
10/8/2018				0.0007 (J)	0.00069 (J)	0.0007 (J)		0.00054 (J)	0.00075 (J)
10/9/2018	0.00068 (J)	<0.005							
10/16/2018			<0.005				<0.005		
10/18/2018									
1/2/2019									
2/20/2019	<0.005	<0.005	<0.005	<0.005	<0.005	<0.005	0.00075 (J)	<0.005	<0.005
4/1/2019	<0.005	0.00059 (J)	0.0011 (J)	0.0012 (J)	0.0014	0.0012 (J)	0.0016		
4/2/2019								<0.005	<0.005
9/16/2019	<0.005		<0.005	<0.005					
9/17/2019		<0.005			<0.005	<0.005	0.0008 (J)	<0.005	<0.005
2/18/2020			<0.005						
2/19/2020	0.00039 (J)	<0.005		0.00032 (J)	<0.005	<0.005	0.001	<0.005	<0.005
2/20/2020									
3/24/2020									<0.005
3/25/2020	<0.005	<0.005	<0.005						
3/26/2020				0.00032 (J)					
3/27/2020					<0.005	0.0014	0.0016	<0.005	
9/14/2020	<0.005	<0.005	<0.005	<0.005	<0.005				
9/15/2020						<0.005	0.0014	<0.005	<0.005
2/9/2021	<0.005	<0.005	<0.005	<0.005	<0.005	<0.005	0.0013	<0.005	
2/10/2021									0.00038 (J)
3/30/2021									
3/31/2021	0.00033 (J)	<0.005					0.0012		
4/1/2021								0.00033 (J)	<0.005
4/6/2021						<0.005			
4/7/2021			<0.005	<0.005	<0.005				
8/18/2021									<0.005

ND substitution: RL or RL/2 if <15% NDs.

Time Series

Constituent: Arsenic (mg/L) Analysis Run 8/13/2026 4:34 PM View: Descriptive

Plant Scherer Client: Southern Company Data: Scherer AP

	SGWC-9	SGWC-10	SGWC-11	SGWC-12	SGWC-13	SGWC-14	SGWC-15	SGWC-16	SGWC-17
8/19/2021	<0.005	<0.005	<0.005		<0.005	<0.005	0.0014	<0.005	
8/20/2021				<0.005					
2/10/2022	<0.005		<0.005	<0.005				<0.005	
2/11/2022		<0.005			<0.005		0.0021		<0.005
2/14/2022						<0.005			
8/18/2022	<0.005		<0.005	<0.005	<0.005				
8/19/2022		<0.005				<0.005	0.00066 (J)		
8/23/2022									
8/31/2022								<0.005	<0.005
2/22/2023	<0.005	<0.005	<0.005						<0.005
2/23/2023				<0.005	<0.005	<0.005	0.0012	<0.005	
8/2/2023			<0.005		<0.005				
8/7/2023	<0.005	<0.005		<0.005			<0.005		<0.005
8/8/2023						<0.005		<0.005	
2/21/2024	<0.005								
2/23/2024		<0.005	<0.005	<0.005	<0.005				
2/26/2024							0.0032	<0.005	<0.005
2/27/2024						<0.005			
8/1/2024	<0.005		<0.005	<0.005	<0.005	<0.005	0.0018	<0.005	
8/5/2024		<0.005							<0.005
2/19/2025	<0.005	<0.005		<0.005	<0.005	<0.005		<0.005	<0.005
2/20/2025			<0.005				0.0012		
2/21/2025									
7/23/2025								<0.005	<0.005
7/25/2025									
7/30/2025	<0.005	<0.005			<0.005		<0.005		
7/31/2025			<0.005	<0.005		<0.005			
2/17/2026							<0.005		
2/18/2026			<0.005	<0.005	<0.005			<0.005	<0.005
2/19/2026						<0.005			
2/25/2026	<0.005								

ND substitution: RL or RL/2 if <15% NDs.

Time Series

Constituent: Arsenic (mg/L) Analysis Run 8/13/2026 4:34 PM View: Descriptive

Plant Scherer Client: Southern Company Data: Scherer AP

	SGWC-18
5/11/2016	
5/12/2016	
5/13/2016	0.00161 (J)
6/28/2016	
6/29/2016	
6/30/2016	0.004 (J)
8/17/2016	
8/18/2016	
8/22/2016	0.0012 (J)
10/17/2016	
10/18/2016	
10/19/2016	0.0019
12/6/2016	
12/7/2016	0.0012 (J)
2/15/2017	
2/16/2017	0.00086 (J)
4/12/2017	
4/13/2017	0.00058 (J)
6/27/2017	
6/28/2017	0.0011 (J)
3/27/2018	
3/28/2018	0.0015
6/6/2018	
6/7/2018	
6/8/2018	0.002
10/8/2018	
10/9/2018	
10/16/2018	
10/18/2018	0.0031
1/2/2019	<0.005
2/20/2019	0.003
4/1/2019	
4/2/2019	0.0027
9/16/2019	
9/17/2019	0.0029
2/18/2020	
2/19/2020	
2/20/2020	0.0031
3/24/2020	
3/25/2020	
3/26/2020	0.0047
3/27/2020	
9/14/2020	
9/15/2020	0.0045
2/9/2021	
2/10/2021	0.0033
3/30/2021	0.0028
3/31/2021	
4/1/2021	
4/6/2021	
4/7/2021	
8/18/2021	0.0028

ND substitution: RL or RL/2 if <15% NDs.

Time Series

Constituent: Arsenic (mg/L) Analysis Run 8/13/2026 4:34 PM View: Descriptive

Plant Scherer Client: Southern Company Data: Scherer AP

	SGWC-18
8/19/2021	
8/20/2021	
2/10/2022	0.0043
2/11/2022	
2/14/2022	
8/18/2022	
8/19/2022	
8/23/2022	0.0021
8/31/2022	
2/22/2023	0.0015
2/23/2023	
8/2/2023	
8/7/2023	0.00093 (J)
8/8/2023	
2/21/2024	
2/23/2024	
2/26/2024	
2/27/2024	0.0018
8/1/2024	
8/5/2024	0.0018
2/19/2025	
2/20/2025	
2/21/2025	0.0012
7/23/2025	
7/25/2025	<0.005
7/30/2025	
7/31/2025	
2/17/2026	
2/18/2026	
2/19/2026	
2/25/2026	

ND substitution: RL or RL/2 if <15% NDs.

Time Series

Constituent: Arsenic (mg/L) Analysis Run 8/13/2026 4:34 PM View: Descriptive

Plant Scherer Client: Southern Company Data: Scherer AP

	SGWC-19	SGWC-20	SGWC-21	SGWC-22	SGWC-23	PZ-13S	PZ-14S	PZ-17I	PZ-39S
5/12/2016		<0.005	<0.005	<0.005	<0.005				
5/13/2016	<0.005								
6/29/2016	<0.005	0.0018 (J)	<0.005	<0.005	<0.005				
8/19/2016				<0.005	<0.005				
8/22/2016	<0.005	0.001 (J)	<0.005						
10/18/2016	<0.005	0.00085 (J)	<0.005	<0.005	<0.005				
12/7/2016			<0.005	<0.005	<0.005				
12/8/2016	<0.005	<0.005							
2/15/2017					<0.005				
2/16/2017	<0.005	<0.005	<0.005	<0.005					
4/13/2017	<0.005	<0.005	<0.005	0.0006 (J)	0.00061 (J)				
6/28/2017	0.00068 (J)	0.00094 (J)	0.00076 (J)	0.00089 (J)	0.00079 (J)				
3/27/2018					<0.005				
3/28/2018	<0.005	<0.005	<0.005	<0.005					
6/7/2018		<0.005	<0.005	<0.005	<0.005				
6/8/2018	<0.005								
10/8/2018			<0.005	<0.005	<0.005				
10/9/2018	0.00058 (J)								
10/17/2018									0.0019
10/18/2018		<0.005						<0.005	
1/10/2019							<0.005		
2/19/2019				<0.005	<0.005				
2/20/2019	<0.005	<0.005	<0.005						
4/2/2019	<0.005	<0.005	<0.005	<0.005	<0.005				
9/17/2019	<0.005	0.00037 (J)	<0.005						
9/18/2019				0.00035 (J)	<0.005				
2/13/2020							<0.005		
2/18/2020		0.00032 (J)	<0.005	0.00034 (J)	<0.005				
2/19/2020	<0.005								
3/23/2020	<0.005	0.0005 (J)	<0.005						
3/24/2020				<0.005	<0.005				
9/15/2020	<0.005	0.00051 (J)	<0.005	<0.005	<0.005				
2/10/2021	<0.005	0.00059 (J)	<0.005	<0.005	<0.005				
3/30/2021	<0.005	0.00049 (J)	<0.005						
3/31/2021				<0.005	<0.005				
8/18/2021			<0.005	<0.005	<0.005				
8/19/2021	<0.005	0.00066 (J)							
2/8/2022						<0.005	<0.005		
2/9/2022								<0.005	<0.005
2/10/2022				0.00031 (J)	<0.005				
2/11/2022	<0.005	0.00081 (J)	<0.005						
8/22/2022	<0.005	0.00042 (J)	<0.005	0.00044 (J)	<0.005				
8/23/2022							<0.005		0.00028 (J)
8/24/2022						<0.005		<0.005	
2/22/2023	<0.005	0.00046 (J)							
2/23/2023			<0.005	<0.005	<0.005	<0.005	<0.005	<0.005	
2/24/2023									<0.005
8/1/2023							<0.005	<0.005	
8/2/2023						<0.005			<0.005
8/7/2023	<0.005	<0.005		<0.005					
8/8/2023			<0.005		<0.005				
2/20/2024	<0.005								

ND substitution: RL or RL/2 if <15% NDs.

Time Series

Constituent: Arsenic (mg/L) Analysis Run 8/13/2026 4:34 PM View: Descriptive

Plant Scherer Client: Southern Company Data: Scherer AP

	SGWC-19	SGWC-20	SGWC-21	SGWC-22	SGWC-23	PZ-13S	PZ-14S	PZ-17I	PZ-39S
2/21/2024				<0.005	<0.005	<0.005			
2/26/2024		0.0015						<0.005	
2/27/2024			<0.005						<0.005
2/28/2024							<0.005		
8/1/2024	<0.005							<0.005	
8/2/2024		0.00098 (J)	<0.005	<0.005	<0.005				
8/5/2024						<0.005	<0.005		
8/6/2024									<0.005
2/19/2025						<0.005	<0.005		
2/20/2025		<0.005	<0.005	<0.005					
2/21/2025	<0.005				<0.005			<0.005	
2/24/2025									<0.005
7/24/2025	<0.005	<0.005							
7/28/2025			<0.005	<0.005	<0.005				
7/29/2025							<0.005	<0.005	<0.005
7/30/2025						<0.005			
2/17/2026		<0.005							
2/18/2026	<0.005		<0.005					<0.005	
2/19/2026				<0.005	<0.005		<0.005		
2/26/2026									<0.005
2/27/2026						<0.005			

ND substitution: RL or RL/2 if <15% NDs.

Time Series

Constituent: Arsenic (mg/L) Analysis Run 8/13/2026 4:34 PM View: Descriptive

Plant Scherer Client: Southern Company Data: Scherer AP

	PZ-40I
5/12/2016	
5/13/2016	
6/29/2016	
8/19/2016	
8/22/2016	
10/18/2016	
12/7/2016	
12/8/2016	
2/15/2017	
2/16/2017	
4/13/2017	
6/28/2017	
3/27/2018	
3/28/2018	
6/7/2018	
6/8/2018	
10/8/2018	
10/9/2018	
10/17/2018	
10/18/2018	<0.005
1/10/2019	
2/19/2019	
2/20/2019	
4/2/2019	
9/17/2019	
9/18/2019	
2/13/2020	
2/18/2020	
2/19/2020	
3/23/2020	
3/24/2020	
9/15/2020	
2/10/2021	
3/30/2021	
3/31/2021	
8/18/2021	
8/19/2021	
2/8/2022	
2/9/2022	
2/10/2022	<0.005
2/11/2022	
8/22/2022	
8/23/2022	<0.005
8/24/2022	
2/22/2023	
2/23/2023	
2/24/2023	<0.005
8/1/2023	<0.005
8/2/2023	
8/7/2023	
8/8/2023	
2/20/2024	

ND substitution: RL or RL/2 if <15% NDs.

Time Series

Constituent: Arsenic (mg/L) Analysis Run 8/13/2026 4:34 PM View: Descriptive

Plant Scherer Client: Southern Company Data: Scherer AP

	PZ-40I
2/21/2024	
2/26/2024	
2/27/2024	<0.005
2/28/2024	
8/1/2024	
8/2/2024	
8/5/2024	<0.005
8/6/2024	
2/19/2025	
2/20/2025	<0.005
2/21/2025	
2/24/2025	
7/24/2025	
7/28/2025	
7/29/2025	<0.005
7/30/2025	
2/17/2026	
2/18/2026	<0.005
2/19/2026	
2/26/2026	
2/27/2026	

ND substitution: RL or RL/2 if <15% NDs.

Time Series

Constituent: Arsenic (mg/L) Analysis Run 8/13/2026 4:34 PM View: Descriptive

Plant Scherer Client: Southern Company Data: Scherer AP

	PZ-41S	PZ-42I	PZ-43S	PZ-44I	PZ-69I	PZ-70	PZ-29S	PZ-30I	SGWC-10A
10/16/2018				<0.005					
10/18/2018	<0.005	<0.005	<0.005						
1/3/2019								<0.005	
1/8/2019							<0.005		
2/13/2020								<0.005	
2/14/2020							<0.005		
2/19/2020	<0.005								
2/9/2022	<0.005	<0.005	<0.005	<0.005					
2/10/2022					0.00059 (J)				
8/22/2022		0.00049 (J)							
8/24/2022	<0.005		<0.005	<0.005	0.00074 (J)				
2/23/2023	<0.005	<0.005							
2/24/2023			<0.005		0.0007 (J)				
2/28/2023				<0.005					
8/2/2023	<0.005	<0.005	<0.005	<0.005	<0.005				
2/23/2024				<0.005	<0.005				
2/27/2024	<0.005	<0.005	<0.005						
8/1/2024				<0.005					
8/2/2024			<0.005		<0.005				
8/5/2024		<0.005							
8/6/2024	<0.005								
2/20/2025		<0.005							
2/21/2025	<0.005								
2/24/2025			<0.005	<0.005	<0.005				
7/29/2025	<0.005	<0.005	<0.005	<0.005	<0.005	<0.005			
10/8/2025							<0.005	<0.005	
2/18/2026	<0.005								
2/20/2026		<0.005		<0.005					
2/26/2026			<0.005		<0.005		<0.005	<0.005	
3/2/2026						<0.005			0.0014 (J)
5/19/2026									<0.005

ND substitution: RL or RL/2 if <15% NDs.

Time Series

Constituent: Barium (mg/L) Analysis Run 8/13/2026 4:34 PM View: Descriptive

Plant Scherer Client: Southern Company Data: Scherer AP

	SGWA-1 (bg)	SGWA-2 (bg)	SGWA-3 (bg)	SGWA-4 (bg)	SGWA-5 (bg)	SGWA-24 (bg)	SGWA-25 (bg)	SGWC-6	SGWC-7
5/10/2016	0.0663	0.0409	0.036		0.0112	0.0214	0.0253		
5/11/2016				0.0484				0.0933	0.295
6/23/2016	0.055	0.0342			0.0101	0.0204			
6/24/2016			0.0343	0.0471					
6/27/2016							0.0253	0.101	0.353
8/16/2016	0.048	0.034	0.029		0.0088	0.018			
8/17/2016				0.046			0.021	0.094	0.29
10/13/2016	0.061					0.022			
10/14/2016		0.041	0.034		0.01		0.023		
10/17/2016				0.049				0.11	
10/18/2016									0.29
12/5/2016						0.023			
12/6/2016	0.053	0.042	0.033	0.047	0.011		0.02	0.11	0.31
2/14/2017	0.046	0.035	0.032	0.05	0.01	0.021	0.018	0.056	0.3
4/10/2017						0.021			
4/11/2017	0.046	0.037	0.033	0.053	0.01		0.021		
4/12/2017								0.048	0.3
6/26/2017	0.048	0.037	0.036	0.058	0.011	0.022			
6/27/2017							0.024	0.058	0.36
3/26/2018	0.053	0.036	0.035			0.022			
3/27/2018				0.061	0.01		0.024	0.021	0.27
6/5/2018	0.058	0.038			0.011	0.022	0.024		
6/6/2018			0.036	0.058				0.014	0.24
10/5/2018	0.058	0.036	0.035			0.024			
10/8/2018				0.064	0.011		0.024	0.069	
10/9/2018									0.28
2/18/2019	0.046	0.035		0.057					
2/19/2019			0.033		0.0094	0.019	0.022		
2/20/2019								0.052	0.28
3/28/2019			0.036	0.061	0.0097		0.022		
3/29/2019	0.044	0.039				0.021			
4/1/2019									0.24
4/2/2019								0.069	
9/12/2019					0.012				
9/13/2019						0.025			
9/16/2019	0.048	0.045	0.041	0.068			0.028	0.13	
9/17/2019									0.23
2/13/2020	0.042	0.043				0.025			
2/17/2020					0.01		0.026		
2/18/2020			0.04	0.069				0.083	0.25
3/17/2020		0.039	0.037		0.01		0.025		
3/18/2020	0.046			0.071		0.023			
3/25/2020								0.12	
3/26/2020									0.23
9/14/2020	0.043	0.038	0.039	0.068	0.011	0.024	0.026	0.14	0.27
2/9/2021	0.043	0.037	0.035	0.065	0.01	0.023	0.025	0.12	0.26
3/30/2021	0.047	0.039				0.022			
3/31/2021			0.041	0.068	0.011				
4/1/2021								0.12	0.26
4/7/2021							0.026		
8/17/2021	0.047	0.038		0.066			0.027		
8/18/2021			0.036		0.011	0.025		0.13	0.24

Time Series

Constituent: Barium (mg/L) Analysis Run 8/13/2026 4:34 PM View: Descriptive

Plant Scherer Client: Southern Company Data: Scherer AP

	SGWA-1 (bg)	SGWA-2 (bg)	SGWA-3 (bg)	SGWA-4 (bg)	SGWA-5 (bg)	SGWA-24 (bg)	SGWA-25 (bg)	SGWC-6	SGWC-7
2/9/2022	0.044	0.039	0.041	0.069	0.011		0.026	0.13	0.21
2/10/2022						0.025			
8/17/2022	0.046	0.04							
8/18/2022			0.035	0.071	0.011	0.023	0.022		0.2
8/19/2022								0.15	
2/21/2023	0.049		0.045		0.012				
2/22/2023		0.038		0.078				0.12	0.22
2/23/2023						0.028	0.026		
8/1/2023	0.047	0.038			0.013			0.14	
8/7/2023			0.036	0.077					
8/8/2023						0.027	0.024		0.24
2/20/2024	0.045	0.048		0.091				0.13	
2/21/2024			0.042		0.012	0.028			0.22
2/27/2024							0.028		
7/31/2024	0.049	0.038	0.037	0.082	0.013	0.035	0.024		0.25
8/1/2024								0.17	
2/19/2025				0.077		0.029	0.028		0.25
2/20/2025	0.047	0.041	0.038		0.014			0.17	
7/24/2025	0.051	0.041	0.039	0.077					
7/28/2025						0.029			
7/29/2025								0.17	
7/30/2025							0.026		0.27
7/31/2025					0.012				
2/19/2026			0.036	0.07		0.027		0.19	
2/20/2026		0.039					0.037		0.23
3/2/2026	0.045				0.012				

Time Series

Constituent: Barium (mg/L) Analysis Run 8/13/2026 4:34 PM View: Descriptive

Plant Scherer Client: Southern Company Data: Scherer AP

	SGWC-8
5/10/2016	
5/11/2016	0.251
6/23/2016	
6/24/2016	
6/27/2016	0.205
8/16/2016	
8/17/2016	0.16
10/13/2016	
10/14/2016	
10/17/2016	0.17
10/18/2016	
12/5/2016	
12/6/2016	0.16
2/14/2017	0.18
4/10/2017	
4/11/2017	
4/12/2017	0.18
6/26/2017	
6/27/2017	0.18
3/26/2018	
3/27/2018	0.17
6/5/2018	
6/6/2018	0.18
10/5/2018	
10/8/2018	
10/9/2018	0.17
2/18/2019	
2/19/2019	
2/20/2019	0.2
3/28/2019	
3/29/2019	
4/1/2019	0.19
4/2/2019	
9/12/2019	
9/13/2019	
9/16/2019	
9/17/2019	0.19
2/13/2020	
2/17/2020	
2/18/2020	0.17
3/17/2020	
3/18/2020	
3/25/2020	0.19
3/26/2020	
9/14/2020	0.18
2/9/2021	0.18
3/30/2021	
3/31/2021	
4/1/2021	0.17
4/7/2021	
8/17/2021	
8/18/2021	0.16

Time Series

Constituent: Barium (mg/L) Analysis Run 8/13/2026 4:34 PM View: Descriptive

Plant Scherer Client: Southern Company Data: Scherer AP

	SGWC-8
2/9/2022	
2/10/2022	0.18
8/17/2022	
8/18/2022	0.16
8/19/2022	
2/21/2023	
2/22/2023	0.13
2/23/2023	
8/1/2023	
8/7/2023	
8/8/2023	0.13
2/20/2024	
2/21/2024	0.12
2/27/2024	
7/31/2024	
8/1/2024	0.13
2/19/2025	0.14
2/20/2025	
7/24/2025	
7/28/2025	
7/29/2025	
7/30/2025	0.14
7/31/2025	
2/19/2026	0.14
2/20/2026	
3/2/2026	

Time Series

Constituent: Barium (mg/L) Analysis Run 8/13/2026 4:34 PM View: Descriptive

Plant Scherer Client: Southern Company Data: Scherer AP

	SGWC-9	SGWC-10	SGWC-11	SGWC-12	SGWC-13	SGWC-14	SGWC-15	SGWC-16	SGWC-17
5/11/2016	0.0494	0.0294	0.038	0.0324					
5/12/2016					0.0198	0.067	0.041	0.0163	0.0157
5/13/2016									
6/28/2016		0.0293	0.0363	0.0321	0.0208	0.0668	0.0435	0.0165	
6/29/2016	0.0535								0.0161
6/30/2016									
8/17/2016		0.029	0.033						
8/18/2016				0.03	0.022	0.06	0.043	0.017	0.016
8/22/2016	0.049								
10/17/2016		0.027	0.035	0.032	0.024	0.06			
10/18/2016	0.049						0.041	0.017	
10/19/2016									0.023
12/6/2016		0.03	0.035	0.032	0.025				
12/7/2016	0.048					0.063	0.042	0.017	0.018
2/15/2017		0.025	0.036	0.036	0.026	0.061	0.038		0.02
2/16/2017	0.056							0.017	
4/12/2017		0.028	0.038	0.037	0.029	0.062	0.038		
4/13/2017	0.063							0.019	0.019
6/27/2017	0.067	0.034	0.042	0.042	0.031	0.06	0.041	0.02	0.019
6/28/2017									
3/27/2018		0.031	0.039	0.043	0.029	0.055	0.035	0.021	0.02
3/28/2018	0.069								
6/6/2018	0.069	0.027	0.041	0.048					
6/7/2018					0.032	0.057	0.035	0.022	0.02
6/8/2018									
10/8/2018				0.049	0.033	0.053		0.025	0.021
10/9/2018	0.077	0.032							
10/16/2018			0.037				0.031		
10/18/2018									
1/2/2019									
2/20/2019	0.077	0.036	0.044	0.054	0.041	0.053	0.036	0.027	0.023
4/1/2019	0.071	0.039	0.041	0.051	0.038	0.054	0.034		
4/2/2019								0.023	0.02
9/16/2019	0.077		0.045	0.052					
9/17/2019		0.029			0.036	0.048	0.034	0.029	0.025
2/18/2020			0.044						
2/19/2020	0.065	0.027		0.053	0.033	0.047	0.031	0.029	0.022
2/20/2020									
3/24/2020									0.024
3/25/2020	0.066	0.036	0.046						
3/26/2020				0.051					
3/27/2020					0.034	0.049	0.028	0.027	
9/14/2020	0.059	0.027	0.042	0.057	0.039				
9/15/2020						0.05	0.031	0.031	0.025
2/9/2021	0.054	0.028	0.043	0.058	0.036	0.046	0.029	0.03	
2/10/2021									0.023
3/30/2021									
3/31/2021	0.061	0.036					0.028		
4/1/2021								0.029	0.022
4/6/2021						0.048			
4/7/2021			0.046	0.058	0.037				
8/18/2021									0.024

Time Series

Constituent: Barium (mg/L) Analysis Run 8/13/2026 4:34 PM View: Descriptive

Plant Scherer Client: Southern Company Data: Scherer AP

	SGWC-9	SGWC-10	SGWC-11	SGWC-12	SGWC-13	SGWC-14	SGWC-15	SGWC-16	SGWC-17
8/19/2021	0.043	0.025	0.045		0.036	0.042	0.027	0.029	
8/20/2021				0.057					
2/10/2022	0.047		0.045	0.057				0.034	
2/11/2022		0.025			0.034		0.027		0.025
2/14/2022						0.047			
8/18/2022	0.05		0.044	0.056	0.036				
8/19/2022		0.027				0.048	0.025		
8/23/2022									
8/31/2022								0.033	0.033
2/22/2023	0.044	0.038	0.044						0.024
2/23/2023				0.058	0.035	0.038	0.023	0.035	
8/2/2023			0.048		0.036				
8/7/2023	0.049	0.032		0.053			0.031		0.026
8/8/2023						0.045		0.043	
2/21/2024	0.046								
2/23/2024		0.036	0.062	0.073	0.043				
2/26/2024							0.028	0.05	0.029
2/27/2024						0.042			
8/1/2024	0.046		0.059	0.072	0.048	0.037	0.028	0.054	
8/5/2024		0.041							0.025
2/19/2025	0.035	0.043		0.075	0.044	0.032		0.059	0.032
2/20/2025			0.072				0.025		
2/21/2025									
7/23/2025								0.059	0.031
7/25/2025									
7/30/2025	0.066	0.055			0.047		0.025		
7/31/2025			0.087	0.073		0.031			
2/17/2026							0.026		
2/18/2026			0.1	0.088	0.041			0.067	0.034
2/19/2026						0.025			
2/25/2026	0.036								

Time Series

Constituent: Barium (mg/L) Analysis Run 8/13/2026 4:34 PM View: Descriptive

Plant Scherer Client: Southern Company Data: Scherer AP

	SGWC-18
5/11/2016	
5/12/2016	
5/13/2016	0.0138
6/28/2016	
6/29/2016	
6/30/2016	0.0145
8/17/2016	
8/18/2016	
8/22/2016	0.014
10/17/2016	
10/18/2016	
10/19/2016	0.016
12/6/2016	
12/7/2016	0.015
2/15/2017	
2/16/2017	0.013
4/12/2017	
4/13/2017	0.012
6/27/2017	
6/28/2017	0.012
3/27/2018	
3/28/2018	0.029
6/6/2018	
6/7/2018	
6/8/2018	0.032
10/8/2018	
10/9/2018	
10/16/2018	
10/18/2018	0.033
1/2/2019	0.027
2/20/2019	0.034
4/1/2019	
4/2/2019	0.028
9/16/2019	
9/17/2019	0.026
2/18/2020	
2/19/2020	
2/20/2020	0.023
3/24/2020	
3/25/2020	
3/26/2020	0.02
3/27/2020	
9/14/2020	
9/15/2020	0.02
2/9/2021	
2/10/2021	0.016
3/30/2021	0.015
3/31/2021	
4/1/2021	
4/6/2021	
4/7/2021	
8/18/2021	0.022

Time Series

Constituent: Barium (mg/L) Analysis Run 8/13/2026 4:34 PM View: Descriptive

Plant Scherer Client: Southern Company Data: Scherer AP

	SGWC-18
8/19/2021	
8/20/2021	
2/10/2022	0.013
2/11/2022	
2/14/2022	
8/18/2022	
8/19/2022	
8/23/2022	0.012
8/31/2022	
2/22/2023	0.0098 (J)
2/23/2023	
8/2/2023	
8/7/2023	0.0092 (J)
8/8/2023	
2/21/2024	
2/23/2024	
2/26/2024	
2/27/2024	0.01
8/1/2024	
8/5/2024	0.011
2/19/2025	
2/20/2025	
2/21/2025	0.0093 (J)
7/23/2025	
7/25/2025	0.011
7/30/2025	
7/31/2025	
2/17/2026	
2/18/2026	
2/19/2026	
2/25/2026	

Time Series

Constituent: Barium (mg/L) Analysis Run 8/13/2026 4:34 PM View: Descriptive

Plant Scherer Client: Southern Company Data: Scherer AP

	SGWC-19	SGWC-20	SGWC-21	SGWC-22	SGWC-23	PZ-13S	PZ-14S	PZ-17I	PZ-39S
5/12/2016		0.0436	0.0914	0.1	0.0959				
5/13/2016	0.0507								
6/29/2016	0.0485	0.0466	0.0933	0.0991	0.0957				
8/19/2016				0.096	0.093				
8/22/2016	0.044	0.038	0.086						
10/18/2016	0.042	0.039	0.093	0.096	0.093				
12/7/2016			0.096	0.09	0.09				
12/8/2016	0.045	0.038							
2/15/2017					0.09				
2/16/2017	0.04	0.034	0.091	0.091					
4/13/2017	0.037	0.028	0.088	0.091	0.081				
6/28/2017	0.04	0.03	0.094	0.1	0.085				
3/27/2018					0.076				
3/28/2018	0.034	0.027	0.09	0.084					
6/7/2018		0.029	0.092	0.084	0.082				
6/8/2018	0.035								
10/8/2018			0.092	0.084	0.077				
10/9/2018	0.037								
10/17/2018									0.02
10/18/2018		0.027						0.055	
1/10/2019							0.032		
2/19/2019				0.075	0.064				
2/20/2019	0.036	0.03	0.1						
4/2/2019	0.03	0.023	0.087	0.076	0.068				
9/17/2019	0.035	0.025	0.097						
9/18/2019				0.078	0.068				
2/13/2020							0.036		
2/18/2020		0.023	0.11	0.085	0.065				
2/19/2020	0.034								
3/23/2020	0.032	0.024	0.1						
3/24/2020				0.081	0.065				
9/15/2020	0.034	0.024	0.13	0.083	0.064				
2/10/2021	0.031	0.023	0.12	0.078	0.066				
3/30/2021	0.03	0.021	0.12						
3/31/2021				0.072	0.059				
8/18/2021			0.12	0.074	0.056				
8/19/2021	0.027	0.02							
2/8/2022						0.049	0.033		
2/9/2022								0.06	0.04
2/10/2022				0.07	0.064				
2/11/2022	0.032	0.022	0.11						
8/22/2022	0.023	0.021	0.1	0.075	0.056				
8/23/2022							0.034		0.039
8/24/2022						0.046		0.058	
2/22/2023	0.022	0.018							
2/23/2023			0.1	0.082	0.06	0.049	0.036	0.062	
2/24/2023									0.045
8/1/2023							0.034	0.054	
8/2/2023						0.046			0.043
8/7/2023	0.022	0.02		0.074					
8/8/2023			0.12		0.058				
2/20/2024	0.024								

Time Series

Constituent: Barium (mg/L) Analysis Run 8/13/2026 4:34 PM View: Descriptive

Plant Scherer Client: Southern Company Data: Scherer AP

	SGWC-19	SGWC-20	SGWC-21	SGWC-22	SGWC-23	PZ-13S	PZ-14S	PZ-17I	PZ-39S
2/21/2024				0.075	0.056	0.049			
2/26/2024		0.021						0.068	
2/27/2024			0.12						0.042
2/28/2024							0.037		
8/1/2024	0.025							0.063	
8/2/2024		0.023	0.13	0.08	0.06				
8/5/2024						0.043	0.031		
8/6/2024									0.038
2/19/2025						0.041	0.038		
2/20/2025		0.022	0.12	0.071					
2/21/2025	0.024				0.064			0.06	
2/24/2025									0.043
7/24/2025	0.023	0.021							
7/28/2025			0.12	0.064	0.052				
7/29/2025							0.034	0.057	0.042
7/30/2025						0.043			
2/17/2026		0.019							
2/18/2026	0.021		0.12					0.054	
2/19/2026				0.062	0.056		0.031		
2/26/2026									0.039
2/27/2026						0.043			

Time Series

Constituent: Barium (mg/L) Analysis Run 8/13/2026 4:34 PM View: Descriptive

Plant Scherer Client: Southern Company Data: Scherer AP

	PZ-40I
5/12/2016	
5/13/2016	
6/29/2016	
8/19/2016	
8/22/2016	
10/18/2016	
12/7/2016	
12/8/2016	
2/15/2017	
2/16/2017	
4/13/2017	
6/28/2017	
3/27/2018	
3/28/2018	
6/7/2018	
6/8/2018	
10/8/2018	
10/9/2018	
10/17/2018	
10/18/2018	0.089
1/10/2019	
2/19/2019	
2/20/2019	
4/2/2019	
9/17/2019	
9/18/2019	
2/13/2020	
2/18/2020	
2/19/2020	
3/23/2020	
3/24/2020	
9/15/2020	
2/10/2021	
3/30/2021	
3/31/2021	
8/18/2021	
8/19/2021	
2/8/2022	
2/9/2022	
2/10/2022	0.042
2/11/2022	
8/22/2022	
8/23/2022	0.055
8/24/2022	
2/22/2023	
2/23/2023	
2/24/2023	0.039
8/1/2023	0.038
8/2/2023	
8/7/2023	
8/8/2023	
2/20/2024	

Time Series

Constituent: Barium (mg/L) Analysis Run 8/13/2026 4:34 PM View: Descriptive

Plant Scherer Client: Southern Company Data: Scherer AP

	PZ-40I
2/21/2024	
2/26/2024	
2/27/2024	0.036
2/28/2024	
8/1/2024	
8/2/2024	
8/5/2024	0.033
8/6/2024	
2/19/2025	
2/20/2025	0.033
2/21/2025	
2/24/2025	
7/24/2025	
7/28/2025	
7/29/2025	0.031
7/30/2025	
2/17/2026	
2/18/2026	0.033
2/19/2026	
2/26/2026	
2/27/2026	

Time Series

Constituent: Barium (mg/L) Analysis Run 8/13/2026 4:34 PM View: Descriptive

Plant Scherer Client: Southern Company Data: Scherer AP

	PZ-41S	PZ-42I	PZ-43S	PZ-44I	PZ-69I	PZ-70	PZ-29S	PZ-30I	SGWC-10A
10/16/2018				0.014					
10/18/2018	0.059	0.1	0.12						
1/3/2019								0.062	
1/8/2019							0.021		
2/13/2020								0.081	
2/14/2020							0.031		
2/19/2020	0.032								
2/9/2022	0.026	0.056	0.085	0.0078 (J)					
2/10/2022					0.14				
8/22/2022		0.052							
8/24/2022	0.025		0.07	0.0079 (J)	0.13				
2/23/2023	0.026	0.052							
2/24/2023			0.076		0.16				
2/28/2023				0.008 (J)					
8/2/2023	0.023	0.05	0.074	0.0092 (J)	0.17				
2/23/2024				0.009 (J)	0.19				
2/27/2024	0.025	0.05	0.074						
8/1/2024				0.01					
8/2/2024			0.075		0.19				
8/5/2024		0.051							
8/6/2024	0.023								
2/20/2025		0.047							
2/21/2025	0.024								
2/24/2025			0.07	0.0099 (J)	0.18				
7/29/2025	0.023	0.047	0.052	0.012	0.17	0.079			
10/8/2025							0.034	0.071	
2/18/2026	0.021								
2/20/2026		0.041		0.012					
2/26/2026			0.065		0.15		0.039	0.065	
3/2/2026						<0.01			0.098
5/19/2026									0.095

ND substitution: RL or RL/2 if <15% NDs.

Time Series

Constituent: Beryllium (mg/L) Analysis Run 8/13/2026 4:34 PM View: Descriptive

Plant Scherer Client: Southern Company Data: Scherer AP

	SGWA-1 (bg)	SGWA-2 (bg)	SGWA-3 (bg)	SGWA-4 (bg)	SGWA-5 (bg)	SGWA-24 (bg)	SGWA-25 (bg)	SGWC-6	SGWC-7
5/10/2016	<0.0025	<0.001	<0.001		<0.001	<0.001	<0.001		
5/11/2016				<0.001				<0.001	<0.001
6/23/2016	0.0002 (J)	<0.001			<0.001	<0.001			
6/24/2016			<0.001	<0.001					
6/27/2016							<0.001	<0.001	<0.001
8/16/2016	<0.0025	<0.001	<0.001		<0.001	<0.001			
8/17/2016				<0.001			<0.001	<0.001	<0.001
10/13/2016	<0.0025					<0.001			
10/14/2016		<0.001	<0.001		<0.001		<0.001		
10/17/2016				<0.001				<0.001	
10/18/2016									<0.001
12/5/2016						<0.001			
12/6/2016	<0.0025	<0.001	<0.001	<0.001	<0.001		<0.001	<0.001	<0.001
2/14/2017	<0.0025	<0.001	<0.001	<0.001	<0.001	<0.001	<0.001	<0.001	<0.001
4/10/2017						<0.001			
4/11/2017	<0.0025	<0.001	<0.001	<0.001	<0.001		<0.001		
4/12/2017								<0.001	<0.001
6/26/2017	<0.0025	<0.001	<0.001	<0.001	<0.001	<0.001			
6/27/2017							<0.001	<0.001	<0.001
3/26/2018	<0.0025	<0.001	<0.001			<0.001			
3/27/2018				<0.001	<0.001		<0.001	<0.001	<0.001
6/5/2018	<0.0025	<0.001			<0.001	<0.001	<0.001		
6/6/2018			<0.001	<0.001				<0.001	<0.001
10/5/2018	<0.0025	<0.001	<0.001			<0.001			
10/8/2018				<0.001	<0.001		<0.001	<0.001	
10/9/2018									<0.001
2/18/2019	<0.0025	<0.001		<0.001					
2/19/2019			<0.001		<0.001	<0.001	<0.001		
2/20/2019								<0.001	<0.001
3/28/2019			<0.001	<0.001	<0.001		<0.001		
3/29/2019	<0.0025	<0.001				<0.001			
4/1/2019									<0.001
4/2/2019								<0.001	
9/12/2019					<0.001				
9/13/2019						<0.001			
9/16/2019	0.00028 (J)	<0.001	<0.001	<0.001			<0.001	<0.001	
9/17/2019									<0.001
2/13/2020	0.00031 (J)	<0.001				<0.001			
2/17/2020					<0.001		<0.001		
2/18/2020			<0.001	<0.001				<0.001	<0.001
3/17/2020		<0.001	<0.001		<0.001		<0.001		
3/18/2020	0.00029 (J)			0.00018 (J)		<0.001			
3/25/2020								0.0002 (J)	
3/26/2020									<0.001
9/14/2020	0.00051 (J)	<0.001	<0.001	<0.001	<0.001	<0.001	<0.001	<0.001	<0.001
2/9/2021	<0.0025	<0.001	<0.001	<0.001	<0.001	<0.001	<0.001	<0.001	<0.001
3/30/2021	0.00025 (J)	<0.001				<0.001			
3/31/2021			<0.001	<0.001	<0.001				
4/1/2021								<0.001	<0.001
4/7/2021							<0.001		
8/17/2021	0.00029 (J)	<0.001		<0.001			<0.001		
8/18/2021			<0.001		<0.001	<0.001		<0.001	<0.001

ND substitution: RL or RL/2 if <15% NDs.

Time Series

Constituent: Beryllium (mg/L) Analysis Run 8/13/2026 4:34 PM View: Descriptive

Plant Scherer Client: Southern Company Data: Scherer AP

	SGWA-1 (bg)	SGWA-2 (bg)	SGWA-3 (bg)	SGWA-4 (bg)	SGWA-5 (bg)	SGWA-24 (bg)	SGWA-25 (bg)	SGWC-6	SGWC-7
2/9/2022	<0.0025	<0.001	<0.001	<0.001	<0.001		<0.001	<0.001	<0.001
2/10/2022						<0.001			
8/17/2022	0.00027 (J)	<0.001							
8/18/2022			<0.001	<0.001	<0.001	<0.001	<0.001		<0.001
8/19/2022								<0.001	
2/21/2023	0.00036 (J)		<0.001		<0.001				
2/22/2023		<0.001		<0.001				<0.001	<0.001
2/23/2023						<0.001	<0.001		
8/1/2023	0.00031 (J)	<0.001			<0.001			<0.001	
8/7/2023			<0.001	<0.001					
8/8/2023						<0.001	<0.001		<0.001
2/20/2024	0.00032 (J)	<0.001		<0.001				<0.001	
2/21/2024			<0.001		<0.001	<0.001			0.00033 (J)
2/27/2024							<0.001		
7/31/2024	0.00023 (J)	<0.001	<0.001	<0.001	<0.001	<0.001	<0.001		<0.001
8/1/2024								<0.001	
2/19/2025				<0.001		<0.001	<0.001		<0.001
2/20/2025	0.00037 (J)	<0.001	<0.001		<0.001			<0.001	
7/24/2025	0.00025 (J)	<0.001	<0.001	<0.001					
7/28/2025						<0.001			
7/29/2025								<0.001	
7/30/2025							0.00047 (J)		0.00021 (J)
7/31/2025					<0.001				
2/19/2026			<0.001	<0.001		<0.001		<0.001	
2/20/2026		<0.001					<0.001		<0.001
3/2/2026	0.0002 (J)				0.00021 (J)				

ND substitution: RL or RL/2 if <15% NDs.

Time Series

Constituent: Beryllium (mg/L) Analysis Run 8/13/2026 4:34 PM View: Descriptive

Plant Scherer Client: Southern Company Data: Scherer AP

	SGWC-8
5/10/2016	
5/11/2016	<0.001
6/23/2016	
6/24/2016	
6/27/2016	<0.001
8/16/2016	
8/17/2016	<0.001
10/13/2016	
10/14/2016	
10/17/2016	<0.001
10/18/2016	
12/5/2016	
12/6/2016	<0.001
2/14/2017	<0.001
4/10/2017	
4/11/2017	
4/12/2017	<0.001
6/26/2017	
6/27/2017	<0.001
3/26/2018	
3/27/2018	<0.001
6/5/2018	
6/6/2018	<0.001
10/5/2018	
10/8/2018	
10/9/2018	<0.001
2/18/2019	
2/19/2019	
2/20/2019	<0.001
3/28/2019	
3/29/2019	
4/1/2019	<0.001
4/2/2019	
9/12/2019	
9/13/2019	
9/16/2019	
9/17/2019	0.00019 (J)
2/13/2020	
2/17/2020	
2/18/2020	<0.001
3/17/2020	
3/18/2020	
3/25/2020	0.0003 (J)
3/26/2020	
9/14/2020	<0.001
2/9/2021	<0.001
3/30/2021	
3/31/2021	
4/1/2021	<0.001
4/7/2021	
8/17/2021	
8/18/2021	<0.001

ND substitution: RL or RL/2 if <15% NDs.

Time Series

Constituent: Beryllium (mg/L) Analysis Run 8/13/2026 4:34 PM View: Descriptive

Plant Scherer Client: Southern Company Data: Scherer AP

	SGWC-8
2/9/2022	
2/10/2022	<0.001
8/17/2022	
8/18/2022	<0.001
8/19/2022	
2/21/2023	
2/22/2023	<0.001
2/23/2023	
8/1/2023	
8/7/2023	
8/8/2023	<0.001
2/20/2024	
2/21/2024	<0.001
2/27/2024	
7/31/2024	
8/1/2024	<0.001
2/19/2025	<0.001
2/20/2025	
7/24/2025	
7/28/2025	
7/29/2025	
7/30/2025	0.00057 (J)
7/31/2025	
2/19/2026	<0.001
2/20/2026	
3/2/2026	

ND substitution: RL or RL/2 if <15% NDs.

Time Series

Constituent: Beryllium (mg/L) Analysis Run 8/13/2026 4:34 PM View: Descriptive

Plant Scherer Client: Southern Company Data: Scherer AP

	SGWC-9	SGWC-10	SGWC-11	SGWC-12	SGWC-13	SGWC-14	SGWC-15	SGWC-16	SGWC-17
5/11/2016	<0.001	<0.0025	<0.001	<0.001					
5/12/2016					<0.001	<0.001	<0.0025	<0.001	<0.001
5/13/2016									
6/28/2016		<0.0025	<0.001	<0.001	<0.001	<0.001	0.0003 (J)	<0.001	
6/29/2016	<0.001								<0.001
6/30/2016									
8/17/2016		<0.0025	<0.001						
8/18/2016				<0.001	<0.001	<0.001	0.00037 (J)	<0.001	<0.001
8/22/2016	<0.001								
10/17/2016		<0.0025	<0.001	<0.001	<0.001	<0.001			
10/18/2016	<0.001						<0.0025	<0.001	
10/19/2016									<0.001
12/6/2016		<0.0025	<0.001	<0.001	<0.001				
12/7/2016	<0.001					<0.001	<0.0025	<0.001	<0.001
2/15/2017		<0.0025	<0.001	<0.001	<0.001	<0.001	0.00037 (J)		<0.001
2/16/2017	<0.001							<0.001	
4/12/2017		<0.0025	<0.001	<0.001	<0.001	<0.001	0.00035 (J)		
4/13/2017	<0.001							<0.001	<0.001
6/27/2017	<0.001	<0.0025	<0.001	<0.001	<0.001	<0.001	0.0004 (J)	<0.001	<0.001
6/28/2017									
3/27/2018		<0.0025	<0.001	<0.001	<0.001	<0.001	0.00041 (J)	<0.001	<0.001
3/28/2018	<0.001								
6/6/2018	<0.001	<0.0025	<0.001	<0.001					
6/7/2018					<0.001	<0.001	0.00038 (J)	<0.001	<0.001
6/8/2018									
10/8/2018				<0.001	<0.001	<0.001		<0.001	<0.001
10/9/2018	<0.001	<0.0025							
10/16/2018			<0.001				0.0004 (J)		
10/18/2018									
1/2/2019									
2/20/2019	<0.001	<0.0025	<0.001	<0.001	<0.001	<0.001	0.00042 (J)	<0.001	<0.001
4/1/2019	<0.001	<0.0025	<0.001	<0.001	<0.001	<0.001	0.00034 (J)		
4/2/2019								<0.001	<0.001
9/16/2019	<0.001		<0.001	<0.001					
9/17/2019		<0.0025			<0.001	<0.001	0.00046 (J)	<0.001	<0.001
2/18/2020			<0.001						
2/19/2020	<0.001	0.00026 (J)		<0.001	<0.001	<0.001	0.00045 (J)	<0.001	<0.001
2/20/2020									
3/24/2020									<0.001
3/25/2020	<0.001	<0.0025	<0.001						
3/26/2020				<0.001					
3/27/2020					<0.001	0.00053 (J)	0.00059 (J)	<0.001	
9/14/2020	<0.001	<0.0025	<0.001	<0.001	<0.001				
9/15/2020						0.0002 (J)	0.00053 (J)	<0.001	<0.001
2/9/2021	<0.001	<0.0025	<0.001	<0.001	<0.001	<0.001	0.00044 (J)	<0.001	
2/10/2021									0.00028 (J)
3/30/2021									
3/31/2021	<0.001	<0.0025					0.00045 (J)		
4/1/2021								<0.001	<0.001
4/6/2021						<0.001			
4/7/2021			<0.001	<0.001	<0.001				
8/18/2021									<0.001

ND substitution: RL or RL/2 if <15% NDs.

Time Series

Constituent: Beryllium (mg/L) Analysis Run 8/13/2026 4:34 PM View: Descriptive

Plant Scherer Client: Southern Company Data: Scherer AP

	SGWC-9	SGWC-10	SGWC-11	SGWC-12	SGWC-13	SGWC-14	SGWC-15	SGWC-16	SGWC-17
8/19/2021	<0.001	<0.0025	<0.001		<0.001	<0.001	0.00033 (J)	<0.001	
8/20/2021				<0.001					
2/10/2022	<0.001		<0.001	<0.001				<0.001	
2/11/2022		<0.0025			<0.001		0.0004 (J)		<0.001
2/14/2022						<0.001			
8/18/2022	<0.001		<0.001	<0.001	<0.001				
8/19/2022		<0.0025				<0.001	0.00039 (J)		
8/23/2022									
8/31/2022								<0.001	<0.001
2/22/2023	<0.001	<0.0025	<0.001						<0.001
2/23/2023				<0.001	<0.001	<0.001	0.00038 (J)	<0.001	
8/2/2023			<0.001		<0.001				
8/7/2023	<0.001	<0.0025		<0.001			0.00046 (J)		<0.001
8/8/2023						<0.001		<0.001	
2/21/2024	<0.001								
2/23/2024		<0.0025	<0.001	<0.001	<0.001				
2/26/2024							0.00051 (J)	<0.001	<0.001
2/27/2024						<0.001			
8/1/2024	<0.001		<0.001	<0.001	<0.001	<0.001	0.00052 (J)	<0.001	
8/5/2024		<0.0025							<0.001
2/19/2025	<0.001	<0.0025		<0.001	<0.001	<0.001		<0.001	<0.001
2/20/2025			<0.001				0.00054 (J)		
2/21/2025									
7/23/2025								0.00044 (J)	<0.001
7/25/2025									
7/30/2025	0.00032 (J)	0.00048 (J)			0.00039 (J)		0.0011		
7/31/2025			0.00032 (J)	<0.001		0.00022 (J)			
2/17/2026							0.00051 (J)		
2/18/2026			<0.001	<0.001	<0.001			<0.001	<0.001
2/19/2026						<0.001			
2/25/2026	<0.001								

ND substitution: RL or RL/2 if <15% NDs.

Time Series

Constituent: Beryllium (mg/L) Analysis Run 8/13/2026 4:34 PM View: Descriptive

Plant Scherer Client: Southern Company Data: Scherer AP

	SGWC-18
5/11/2016	
5/12/2016	
5/13/2016	<0.0025
6/28/2016	
6/29/2016	
6/30/2016	0.0003 (J)
8/17/2016	
8/18/2016	
8/22/2016	<0.0025
10/17/2016	
10/18/2016	
10/19/2016	<0.0025
12/6/2016	
12/7/2016	<0.0025
2/15/2017	
2/16/2017	<0.0025
4/12/2017	
4/13/2017	<0.0025
6/27/2017	
6/28/2017	<0.0025
3/27/2018	
3/28/2018	0.00036 (J)
6/6/2018	
6/7/2018	
6/8/2018	0.00035 (J)
10/8/2018	
10/9/2018	
10/16/2018	
10/18/2018	<0.0025
1/2/2019	<0.0025
2/20/2019	0.00033 (J)
4/1/2019	
4/2/2019	<0.0025
9/16/2019	
9/17/2019	0.00035 (J)
2/18/2020	
2/19/2020	
2/20/2020	0.00049 (J)
3/24/2020	
3/25/2020	
3/26/2020	0.00033 (J)
3/27/2020	
9/14/2020	
9/15/2020	0.0003 (J)
2/9/2021	
2/10/2021	0.00036 (J)
3/30/2021	0.00025 (J)
3/31/2021	
4/1/2021	
4/6/2021	
4/7/2021	
8/18/2021	0.00035 (J)

ND substitution: RL or RL/2 if <15% NDs.

Time Series

Constituent: Beryllium (mg/L) Analysis Run 8/13/2026 4:34 PM View: Descriptive

Plant Scherer Client: Southern Company Data: Scherer AP

	SGWC-18
8/19/2021	
8/20/2021	
2/10/2022	<0.0025
2/11/2022	
2/14/2022	
8/18/2022	
8/19/2022	
8/23/2022	<0.0025
8/31/2022	
2/22/2023	<0.0025
2/23/2023	
8/2/2023	
8/7/2023	0.0002 (J)
8/8/2023	
2/21/2024	
2/23/2024	
2/26/2024	
2/27/2024	<0.0025
8/1/2024	
8/5/2024	<0.0025
2/19/2025	
2/20/2025	
2/21/2025	<0.0025
7/23/2025	
7/25/2025	0.00018 (J)
7/30/2025	
7/31/2025	
2/17/2026	
2/18/2026	
2/19/2026	
2/25/2026	

ND substitution: RL or RL/2 if <15% NDs.

Time Series

Constituent: Beryllium (mg/L) Analysis Run 8/13/2026 4:34 PM View: Descriptive

Plant Scherer Client: Southern Company Data: Scherer AP

	SGWC-19	SGWC-20	SGWC-21	SGWC-22	SGWC-23	PZ-13S	PZ-14S	PZ-17I	PZ-39S
5/12/2016		0.000742 (J)	<0.001	<0.001	<0.001				
5/13/2016	<0.001								
6/29/2016	0.0002 (J)	0.0007 (J)	<0.001	<0.001	<0.001				
8/19/2016				<0.001	<0.001				
8/22/2016	<0.001	0.00074 (J)	<0.001						
10/18/2016	<0.001	0.00075 (J)	<0.001	<0.001	<0.001				
12/7/2016			<0.001	<0.001	<0.001				
12/8/2016	<0.001	0.00093 (J)							
2/15/2017					<0.001				
2/16/2017	<0.001	0.00091 (J)	<0.001	<0.001					
4/13/2017	<0.001	0.00065 (J)	<0.001	<0.001	<0.001				
6/28/2017	<0.001	0.00073 (J)	<0.001	<0.001	<0.001				
3/27/2018					<0.001				
3/28/2018	<0.001	0.00079 (J)	<0.001	<0.001					
6/7/2018		0.00086 (J)	<0.001	<0.001	<0.001				
6/8/2018	<0.001								
10/8/2018			<0.001	<0.001	<0.001				
10/9/2018	<0.001								
10/17/2018									<0.001
10/18/2018		0.00079 (J)						<0.001	
1/10/2019							<0.001		
2/19/2019				<0.001	<0.001				
2/20/2019	0.00016 (J)	0.00077 (J)	<0.001						
4/2/2019	<0.001	0.00043 (J)	<0.001	<0.001	<0.001				
9/17/2019	<0.001	0.00057 (J)	<0.001						
9/18/2019				<0.001	<0.001				
2/13/2020							<0.001		
2/18/2020		0.00052 (J)	<0.001	<0.001	<0.001				
2/19/2020	<0.001								
3/23/2020	<0.001	0.00077 (J)	<0.001						
3/24/2020				<0.001	<0.001				
9/15/2020	0.00018 (J)	0.00078 (J)	<0.001	0.00033 (J)	<0.001				
2/10/2021	0.00019 (J)	0.0009 (J)	<0.001	<0.001	<0.001				
3/30/2021	0.00018 (J)	0.00058 (J)	<0.001						
3/31/2021				<0.001	<0.001				
8/18/2021			<0.001	<0.001	<0.001				
8/19/2021	<0.001	0.00091 (J)							
2/8/2022						<0.001	<0.001		
2/9/2022								<0.001	<0.001
2/10/2022				<0.001	<0.001				
2/11/2022	<0.001	0.00074 (J)	<0.001						
8/22/2022	<0.001	0.00062 (J)	<0.001	<0.001	<0.001				
8/23/2022							<0.001		<0.001
8/24/2022						<0.001		<0.001	
2/22/2023	<0.001	0.00044 (J)							
2/23/2023			<0.001	<0.001	<0.001	<0.001	<0.001	<0.001	
2/24/2023									<0.001
8/1/2023							<0.001	<0.001	
8/2/2023						<0.001			<0.001
8/7/2023	<0.001	0.00052 (J)		<0.001					
8/8/2023			<0.001		<0.001				
2/20/2024	<0.001								

ND substitution: RL or RL/2 if <15% NDs.

Time Series

Constituent: Beryllium (mg/L) Analysis Run 8/13/2026 4:34 PM View: Descriptive

Plant Scherer Client: Southern Company Data: Scherer AP

	SGWC-19	SGWC-20	SGWC-21	SGWC-22	SGWC-23	PZ-13S	PZ-14S	PZ-17I	PZ-39S
2/21/2024				<0.001	<0.001	<0.001			
2/26/2024		0.001 (J)						<0.001	
2/27/2024			<0.001						<0.001
2/28/2024							<0.001		
8/1/2024	0.00022 (J)							<0.001	
8/2/2024		0.00087 (J)	<0.001	<0.001	<0.001				
8/5/2024						<0.001	<0.001		
8/6/2024									<0.001
2/19/2025						<0.001	<0.001		
2/20/2025		0.0011 (J)	<0.001	<0.001					
2/21/2025	<0.001				<0.001			<0.001	
2/24/2025									<0.001
7/24/2025	0.00018 (J)	0.00055 (J)							
7/28/2025			<0.001	<0.001	<0.001				
7/29/2025							<0.001	<0.001	<0.001
7/30/2025						<0.001			
2/17/2026		0.00096 (J)							
2/18/2026	<0.001		<0.001					<0.001	
2/19/2026				<0.001	<0.001		<0.001		
2/26/2026									<0.001
2/27/2026						<0.001			

ND substitution: RL or RL/2 if <15% NDs.

Time Series

Constituent: Beryllium (mg/L) Analysis Run 8/13/2026 4:34 PM View: Descriptive

Plant Scherer Client: Southern Company Data: Scherer AP

	PZ-40I
5/12/2016	
5/13/2016	
6/29/2016	
8/19/2016	
8/22/2016	
10/18/2016	
12/7/2016	
12/8/2016	
2/15/2017	
2/16/2017	
4/13/2017	
6/28/2017	
3/27/2018	
3/28/2018	
6/7/2018	
6/8/2018	
10/8/2018	
10/9/2018	
10/17/2018	
10/18/2018	<0.001
1/10/2019	
2/19/2019	
2/20/2019	
4/2/2019	
9/17/2019	
9/18/2019	
2/13/2020	
2/18/2020	
2/19/2020	
3/23/2020	
3/24/2020	
9/15/2020	
2/10/2021	
3/30/2021	
3/31/2021	
8/18/2021	
8/19/2021	
2/8/2022	
2/9/2022	
2/10/2022	<0.001
2/11/2022	
8/22/2022	
8/23/2022	<0.001
8/24/2022	
2/22/2023	
2/23/2023	
2/24/2023	<0.001
8/1/2023	<0.001
8/2/2023	
8/7/2023	
8/8/2023	
2/20/2024	

ND substitution: RL or RL/2 if <15% NDs.

Time Series

Constituent: Beryllium (mg/L) Analysis Run 8/13/2026 4:34 PM View: Descriptive

Plant Scherer Client: Southern Company Data: Scherer AP

	PZ-40I
2/21/2024	
2/26/2024	
2/27/2024	<0.001
2/28/2024	
8/1/2024	
8/2/2024	
8/5/2024	<0.001
8/6/2024	
2/19/2025	
2/20/2025	<0.001
2/21/2025	
2/24/2025	
7/24/2025	
7/28/2025	
7/29/2025	<0.001
7/30/2025	
2/17/2026	
2/18/2026	<0.001
2/19/2026	
2/26/2026	
2/27/2026	

ND substitution: RL or RL/2 if <15% NDs.

Time Series

Constituent: Beryllium (mg/L) Analysis Run 8/13/2026 4:34 PM View: Descriptive

Plant Scherer Client: Southern Company Data: Scherer AP

	PZ-41S	PZ-42I	PZ-43S	PZ-44I	PZ-69I	PZ-70	PZ-29S	PZ-30I	SGWC-10A
10/16/2018				<0.001					
10/18/2018	<0.001	<0.001	<0.001						
1/3/2019								<0.001	
1/8/2019							<0.001		
2/13/2020								<0.001	
2/14/2020							<0.001		
2/19/2020	<0.001								
2/9/2022	<0.001	<0.001	<0.001	<0.001					
2/10/2022					<0.001				
8/22/2022		<0.001							
8/24/2022	<0.001		<0.001	<0.001	<0.001				
2/23/2023	<0.001	<0.001							
2/24/2023			<0.001		<0.001				
2/28/2023				<0.001					
8/2/2023	<0.001	<0.001	<0.001	<0.001	<0.001				
2/23/2024				<0.001	<0.001				
2/27/2024	<0.001	<0.001	<0.001						
8/1/2024				<0.001					
8/2/2024			<0.001		<0.001				
8/5/2024		<0.001							
8/6/2024	<0.001								
2/20/2025		<0.001							
2/21/2025	<0.001								
2/24/2025			<0.001	<0.001	<0.001				
7/29/2025	<0.001	<0.001	<0.001	<0.001	<0.001	<0.001			
10/8/2025							<0.001	<0.001	
2/18/2026	<0.001								
2/20/2026		<0.001		<0.001					
2/26/2026			<0.001		<0.001		<0.001	<0.001	
3/2/2026						<0.001			0.00042 (J)
5/19/2026									<0.001

ND substitution: RL or RL/2 if <15% NDs.

Time Series

Constituent: Boron (mg/L) Analysis Run 8/13/2026 4:34 PM View: Descriptive

Plant Scherer Client: Southern Company Data: Scherer AP

	SGWA-1 (bg)	SGWA-2 (bg)	SGWA-3 (bg)	SGWA-4 (bg)	SGWA-5 (bg)	SGWA-24 (bg)	SGWA-25 (bg)	SGWC-6	SGWC-7
5/10/2016	<0.08	<0.08	<0.08		<0.08	<0.08	<0.08		
5/11/2016				<0.08				<0.08	0.0359 (J)
6/23/2016	<0.08	<0.08			<0.08	<0.08			
6/24/2016			0.0109 (J)	0.0067 (J)					
6/27/2016							0.0052 (J)	0.0051 (J)	0.0354 (J)
8/16/2016	<0.08	<0.08	<0.08		<0.08	<0.08			
8/17/2016				<0.08			<0.08	<0.08	0.039 (J)
10/13/2016	<0.08					<0.08			
10/14/2016		<0.08	<0.08		<0.08		<0.08		
10/17/2016				<0.08				<0.08	
10/18/2016									0.039 (J)
12/5/2016						<0.08			
12/6/2016	<0.08	<0.08	<0.08	<0.08	<0.08		<0.08	<0.08	0.03 (J)
2/14/2017	<0.08	<0.08	<0.08	<0.08	<0.08	<0.08	<0.08	<0.08	0.031 (J)
4/10/2017						<0.08			
4/11/2017	<0.08	<0.08	<0.08	<0.08	<0.08		<0.08		
4/12/2017								<0.08	0.039 (J)
6/26/2017	<0.08	<0.08	<0.08	<0.08	<0.08	<0.08			
6/27/2017							<0.08	<0.08	0.028 (J)
10/10/2017	<0.08	<0.08				<0.08			
10/11/2017			<0.08	<0.08	<0.08		<0.08	<0.08	0.026 (J)
10/12/2017									
6/5/2018	<0.08	<0.08			<0.08	<0.08	<0.08		
6/6/2018			<0.08	<0.08				<0.08	<0.08
12/13/2018	<0.08	<0.08	<0.08	<0.08	<0.08	<0.08	<0.08		
12/14/2018								<0.08	<0.08
3/28/2019			<0.08	<0.08	<0.08		<0.08		
3/29/2019	<0.08	<0.08				<0.08			
4/1/2019									0.025 (J)
4/2/2019								<0.08	
9/12/2019					<0.08				
9/13/2019						<0.08			
9/16/2019	0.13	0.089	0.05	<0.08			<0.08	0.04 (J)	
9/17/2019									<0.08
3/17/2020		<0.08	<0.08		<0.08		<0.08		
3/18/2020	<0.08			<0.08		<0.08			
3/25/2020								<0.08	
3/26/2020									0.055 (J)
9/14/2020	<0.08	<0.08	<0.08	<0.08	<0.08	<0.08	<0.08	<0.08	<0.08
3/30/2021	0.041 (J)	0.045 (J)				0.072 (J)			
3/31/2021			<0.08	<0.08	<0.08				
4/1/2021								<0.08	0.069 (J)
4/7/2021							<0.08		
8/17/2021	<0.08	<0.08		<0.08			<0.08		
8/18/2021			<0.08		<0.08	<0.08		<0.08	0.047 (J)
2/9/2022	<0.08	<0.08	<0.08	<0.08	<0.08		<0.08	<0.08	<0.08
2/10/2022						<0.08			
8/17/2022	<0.08	<0.08							
8/18/2022			0.072 (J)	<0.08	<0.08	<0.08	<0.08		0.1
8/19/2022								<0.08	
2/21/2023	<0.08		<0.08		<0.08				
2/22/2023		<0.08		<0.08				<0.08	0.064 (J)

ND substitution: RL or RL/2 if <15% NDs.

Time Series

Constituent: Boron (mg/L) Analysis Run 8/13/2026 4:34 PM View: Descriptive

Plant Scherer Client: Southern Company Data: Scherer AP

	SGWA-1 (bg)	SGWA-2 (bg)	SGWA-3 (bg)	SGWA-4 (bg)	SGWA-5 (bg)	SGWA-24 (bg)	SGWA-25 (bg)	SGWC-6	SGWC-7
2/23/2023						0.18	0.1		
8/1/2023	0.029 (J)	0.044 (J)			0.057 (J)			0.037 (J)	
8/7/2023			<0.08	<0.08					
8/8/2023						<0.08	<0.08		<0.08
2/20/2024	<0.08	<0.08		<0.08				<0.08	
2/21/2024			<0.08		<0.08	<0.08			<0.08
2/27/2024							0.023 (J)		
7/31/2024	<0.08	<0.08	<0.08	<0.08	<0.08	<0.08	<0.08		<0.08
8/1/2024								<0.08	
2/19/2025				0.032 (J)		<0.08	<0.08		<0.08
2/20/2025	0.033 (J)	0.032 (J)	0.068 (J)		0.023 (J)			0.069 (J)	
7/24/2025	<0.08	<0.08	<0.08	<0.08					
7/28/2025						<0.08			
7/29/2025								<0.08	
7/30/2025							<0.08		<0.08
7/31/2025					<0.08				
2/19/2026			<0.08	<0.08		<0.08		<0.08	
2/20/2026		<0.08					<0.08		<0.08
3/2/2026	<0.08				<0.08				

ND substitution: RL or RL/2 if <15% NDs.

Time Series

Constituent: Boron (mg/L) Analysis Run 8/13/2026 4:34 PM View: Descriptive

Plant Scherer Client: Southern Company Data: Scherer AP

	SGWC-8
5/10/2016	
5/11/2016	0.0678 (J)
6/23/2016	
6/24/2016	
6/27/2016	0.0767 (J)
8/16/2016	
8/17/2016	0.067
10/13/2016	
10/14/2016	
10/17/2016	0.059
10/18/2016	
12/5/2016	
12/6/2016	0.054
2/14/2017	0.063
4/10/2017	
4/11/2017	
4/12/2017	0.068
6/26/2017	
6/27/2017	0.067
10/10/2017	
10/11/2017	
10/12/2017	0.075
6/5/2018	
6/6/2018	0.059
12/13/2018	
12/14/2018	0.064
3/28/2019	
3/29/2019	
4/1/2019	0.076
4/2/2019	
9/12/2019	
9/13/2019	
9/16/2019	
9/17/2019	0.11
3/17/2020	
3/18/2020	
3/25/2020	0.089
3/26/2020	
9/14/2020	0.1
3/30/2021	
3/31/2021	
4/1/2021	0.14
4/7/2021	
8/17/2021	
8/18/2021	0.14
2/9/2022	
2/10/2022	0.16
8/17/2022	
8/18/2022	0.14
8/19/2022	
2/21/2023	
2/22/2023	0.11

Time Series

Constituent: Boron (mg/L) Analysis Run 8/13/2026 4:34 PM View: Descriptive

Plant Scherer Client: Southern Company Data: Scherer AP

	SGWC-8
2/23/2023	
8/1/2023	
8/7/2023	
8/8/2023	0.046 (J)
2/20/2024	
2/21/2024	0.036 (J)
2/27/2024	
7/31/2024	
8/1/2024	<0.08
2/19/2025	0.042 (J)
2/20/2025	
7/24/2025	
7/28/2025	
7/29/2025	
7/30/2025	<0.08
7/31/2025	
2/19/2026	<0.08
2/20/2026	
3/2/2026	

ND substitution: RL or RL/2 if <15% NDs.

Time Series

Constituent: Boron (mg/L) Analysis Run 8/13/2026 4:34 PM View: Descriptive

Plant Scherer Client: Southern Company Data: Scherer AP

	SGWC-9	SGWC-10	SGWC-11	SGWC-12	SGWC-13	SGWC-14	SGWC-15	SGWC-16	SGWC-17
5/11/2016	1.54	0.0275 (J)	0.242	<0.08					
5/12/2016					0.599	1.38	1.57	0.562	0.195
5/13/2016									
6/28/2016		0.035 (J)	0.245	0.0054 (J)	0.52	1.29	1.36	0.546	
6/29/2016	1.52								0.198
6/30/2016									
8/17/2016		0.028 (J)	0.26						
8/18/2016				<0.08	0.51	1.3	1.5	0.54	0.24
8/22/2016	1.6								
10/17/2016		0.032 (J)	0.25	<0.08	0.58	1.6			
10/18/2016	2.4						1.9	0.55	
10/19/2016									0.37
12/6/2016		<0.05	0.27	<0.08	0.5				
12/7/2016	1.6					1.5	1.5	0.56	0.4
2/15/2017		0.035 (J)	0.28	<0.08	0.5	1.5	1.5		0.38
2/16/2017	1.6							0.58	
4/12/2017		0.052	0.29	<0.08	0.47	1.4	1.7		
4/13/2017	1.7							0.56	0.34
6/27/2017	1.8	<0.05	0.29	<0.08	0.51	1.6	1.7	0.56	0.33
6/28/2017									
10/11/2017			0.31	<0.08	0.49	1.5			
10/12/2017	1.8	0.049 (J)					1.6	0.57	0.47
6/6/2018	1.8	0.07	0.37	<0.08					
6/7/2018					0.45	1.6	1.7	0.59	0.35
6/8/2018									
10/16/2018			0.35				1.5		
10/18/2018									
12/14/2018				<0.08	0.47	1.4			0.44
12/17/2018	1.6	0.098						0.55	
1/2/2019									
4/1/2019	1.7	0.16	0.46	<0.08	0.57	1.7	1.6		
4/2/2019								0.53	0.32
9/16/2019	1.6		0.39	<0.08					
9/17/2019		0.077			0.43	1.4	1.4	0.55	0.43
3/24/2020									0.37
3/25/2020	1.6	0.12	0.45						
3/26/2020				<0.08					
3/27/2020					0.49	1.5	1.4	0.59	
9/14/2020	1.7	0.082	0.43	<0.08	0.49				
9/15/2020						1.5	1.4	0.57	0.38
3/30/2021									
3/31/2021	1.5	0.15					1.4		
4/1/2021								0.55	0.31
4/6/2021						1.6			
4/7/2021			0.68	<0.08	0.59				
8/18/2021									0.32
8/19/2021	1.5	0.091	0.54		0.59	1.7	1.6	0.72	
8/20/2021				0.043 (J)					
2/10/2022	1.3		0.53	<0.08				0.63	
2/11/2022		0.09			0.48		1.2		0.27
2/14/2022						1.5			
8/18/2022	1.4		0.57	0.061 (J)	0.55				

ND substitution: RL or RL/2 if <15% NDs.

Time Series

Constituent: Boron (mg/L) Analysis Run 8/13/2026 4:34 PM View: Descriptive

Plant Scherer Client: Southern Company Data: Scherer AP

	SGWC-9	SGWC-10	SGWC-11	SGWC-12	SGWC-13	SGWC-14	SGWC-15	SGWC-16	SGWC-17
8/19/2022		0.083				1.4	1.3		
8/23/2022									
8/31/2022								0.67	0.31
2/22/2023	1.6	0.28	0.75						0.34
2/23/2023				0.079 (J)	0.69	1.7	2.2	0.87	
8/2/2023			0.57		0.64				
8/7/2023	1.6	0.19		0.024 (J)			1.4		0.3
8/8/2023						1.6		0.73	
2/21/2024	1.6								
2/23/2024		0.24	0.75	0.043 (J)	0.76				
2/26/2024							1.3	0.78	0.33
2/27/2024						1.6			
8/1/2024	1.8		0.69	<0.08	0.86	1.6	1.6	0.9	
8/5/2024		0.28							0.34
2/19/2025	1.4	0.31		0.039 (J)	0.96	1.6		0.88	0.39
2/20/2025			0.87				1.3		
2/21/2025									
7/23/2025								0.83	0.39
7/25/2025									
7/30/2025	1.3	0.36			1		1.3		
7/31/2025			0.86	<0.08		1.4			
2/17/2026							1.4		
2/18/2026			0.98	<0.08	1.2			0.89	0.47
2/19/2026						1.5			
2/25/2026	1.3								

ND substitution: RL or RL/2 if <15% NDs.

Time Series

Constituent: Boron (mg/L) Analysis Run 8/13/2026 4:34 PM View: Descriptive

Plant Scherer Client: Southern Company Data: Scherer AP

	SGWC-18
5/11/2016	
5/12/2016	
5/13/2016	3.71
6/28/2016	
6/29/2016	
6/30/2016	3.8
8/17/2016	
8/18/2016	
8/22/2016	3.3
10/17/2016	
10/18/2016	
10/19/2016	4.5
12/6/2016	
12/7/2016	4.8
2/15/2017	
2/16/2017	3.9
4/12/2017	
4/13/2017	3.8
6/27/2017	
6/28/2017	3.6
10/11/2017	
10/12/2017	3.9
6/6/2018	
6/7/2018	
6/8/2018	4.3
10/16/2018	
10/18/2018	4.9
12/14/2018	
12/17/2018	
1/2/2019	4.1
4/1/2019	
4/2/2019	5.3
9/16/2019	
9/17/2019	5
3/24/2020	
3/25/2020	
3/26/2020	6
3/27/2020	
9/14/2020	
9/15/2020	6.2
3/30/2021	6.4
3/31/2021	
4/1/2021	
4/6/2021	
4/7/2021	
8/18/2021	6.6
8/19/2021	
8/20/2021	
2/10/2022	6.4
2/11/2022	
2/14/2022	
8/18/2022	

Time Series

Constituent: Boron (mg/L) Analysis Run 8/13/2026 4:34 PM View: Descriptive

Plant Scherer Client: Southern Company Data: Scherer AP

	SGWC-18
8/19/2022	
8/23/2022	6.8
8/31/2022	
2/22/2023	8.1
2/23/2023	
8/2/2023	
8/7/2023	6.6
8/8/2023	
2/21/2024	
2/23/2024	
2/26/2024	
2/27/2024	6.3
8/1/2024	
8/5/2024	5.9
2/19/2025	
2/20/2025	
2/21/2025	5.5
7/23/2025	
7/25/2025	5.1
7/30/2025	
7/31/2025	
2/17/2026	
2/18/2026	
2/19/2026	
2/25/2026	

Time Series

Constituent: Boron (mg/L) Analysis Run 8/13/2026 4:34 PM View: Descriptive

Plant Scherer Client: Southern Company Data: Scherer AP

	SGWC-19	SGWC-20	SGWC-21	SGWC-22	SGWC-23	PZ-13S	PZ-14S	PZ-17I	PZ-39S
5/12/2016		1.99	1.4	0.411	0.691				
5/13/2016	1.87								
6/29/2016	1.67	1.88	1.25	0.373	0.557				
8/19/2016				0.37	0.58				
8/22/2016	1.7	2	1.3						
10/18/2016	2.1	2.5	1.7	0.41	0.68				
12/7/2016			1.3	0.36	0.6				
12/8/2016	1.7	1.9							
2/15/2017					0.82				
2/16/2017	2.3	2.3	1.4	0.38					
4/13/2017	1.9	2	1.4	0.4	0.54				
6/28/2017	1.9	2.3	1.4	0.35	0.59				
10/12/2017	1.9	2.6	1.4	0.4	0.54				
6/7/2018		2.1	1.4	0.41	0.71				
6/8/2018	1.8								
10/17/2018									<0.08
10/18/2018		2.3						0.067	
12/17/2018	1.8		1.2	0.4	0.6				
1/10/2019							<0.08		
4/2/2019	2	2	1.2	0.44	0.52				
9/17/2019	1.8	1.8	1.1						
9/18/2019				0.52	0.54				
2/13/2020							<0.08		
3/23/2020	1.7	1.9	0.83						
3/24/2020				0.34	0.55				
9/15/2020	1.9	1.8	1.2	0.5	0.38				
3/30/2021	1.9	1.6	1.1						
3/31/2021				0.47	0.51				
8/18/2021			1.1	0.44	0.42				
8/19/2021	2.1	1.9							
2/8/2022						<0.08	<0.08		
2/9/2022								0.16	<0.08
2/10/2022				0.54	0.45				
2/11/2022	1.7	1.5	1						
8/22/2022	1.7	1.6	1.2	0.57	0.46				
8/23/2022							<0.08		<0.08
8/24/2022						<0.08		0.2	
2/22/2023	2	1.7							
2/23/2023			1.3	0.63	0.81	<0.08	<0.08	0.2	
2/24/2023									0.51
8/1/2023							0.031 (J)	0.2	
8/2/2023						<0.08			<0.08
8/7/2023	1.9	1.8		0.52					
8/8/2023			1.2		0.41				
2/20/2024	2								
2/21/2024				0.45	0.47	<0.08			
2/26/2024		1.7						0.19	
2/27/2024			1.2						<0.08
2/28/2024							0.075 (J)		
8/1/2024	2.3							0.19	
8/2/2024		1.8	1.3	0.52	0.4				
8/5/2024						0.039 (J)	0.051 (J)		

ND substitution: RL or RL/2 if <15% NDs.

Time Series

Constituent: Boron (mg/L) Analysis Run 8/13/2026 4:34 PM View: Descriptive

Plant Scherer Client: Southern Company Data: Scherer AP

	SGWC-19	SGWC-20	SGWC-21	SGWC-22	SGWC-23	PZ-13S	PZ-14S	PZ-17I	PZ-39S
8/6/2024									<0.08
2/19/2025						<0.08	0.05 (J)		
2/20/2025		1.9	1.3	0.52					
2/21/2025	2				0.35			0.18	
2/24/2025									<0.08
7/24/2025	1.9	1.5							
7/28/2025			1.3	0.41	0.28				
7/29/2025							<0.08	0.13	<0.08
7/30/2025						<0.08			
2/17/2026		1.7							
2/18/2026	2		1.3					0.12	
2/19/2026				0.38	0.3		<0.08		
2/26/2026									<0.08
2/27/2026						<0.08			

ND substitution: RL or RL/2 if <15% NDs.

Time Series

Constituent: Boron (mg/L) Analysis Run 8/13/2026 4:34 PM View: Descriptive

Plant Scherer Client: Southern Company Data: Scherer AP

	PZ-40I
5/12/2016	
5/13/2016	
6/29/2016	
8/19/2016	
8/22/2016	
10/18/2016	
12/7/2016	
12/8/2016	
2/15/2017	
2/16/2017	
4/13/2017	
6/28/2017	
10/12/2017	
6/7/2018	
6/8/2018	
10/17/2018	
10/18/2018	3.8
12/17/2018	
1/10/2019	
4/2/2019	
9/17/2019	
9/18/2019	
2/13/2020	
3/23/2020	
3/24/2020	
9/15/2020	
3/30/2021	
3/31/2021	
8/18/2021	
8/19/2021	
2/8/2022	
2/9/2022	
2/10/2022	4.1
2/11/2022	
8/22/2022	
8/23/2022	4.8
8/24/2022	
2/22/2023	
2/23/2023	
2/24/2023	4.2
8/1/2023	4.9
8/2/2023	
8/7/2023	
8/8/2023	
2/20/2024	
2/21/2024	
2/26/2024	
2/27/2024	4.3
2/28/2024	
8/1/2024	
8/2/2024	
8/5/2024	4.2

Time Series

Constituent: Boron (mg/L) Analysis Run 8/13/2026 4:34 PM View: Descriptive

Plant Scherer Client: Southern Company Data: Scherer AP

	PZ-40I
8/6/2024	
2/19/2025	
2/20/2025	4.6
2/21/2025	
2/24/2025	
7/24/2025	
7/28/2025	
7/29/2025	4.7
7/30/2025	
2/17/2026	
2/18/2026	4.2
2/19/2026	
2/26/2026	
2/27/2026	

Time Series

Constituent: Boron (mg/L) Analysis Run 8/13/2026 4:34 PM View: Descriptive

Plant Scherer Client: Southern Company Data: Scherer AP

	PZ-41S	PZ-42I	PZ-43S	PZ-44I	PZ-69I	PZ-70	PZ-29S	PZ-30I	SGWC-10A
10/16/2018				<0.08					
10/18/2018	3.5	2.6	0.82						
1/3/2019								<0.05	
1/8/2019							<0.08		
2/13/2020	3.4							0.062 (J)	
2/14/2020							<0.08		
2/19/2020	3.2								
4/5/2021	3.2								
8/19/2021	2.2								
2/9/2022	3.2	2.7	0.9	<0.08					
2/10/2022					0.44				
8/22/2022		2.7							
8/24/2022	3.2		1.1	0.083	0.43				
2/23/2023	3.8	3							
2/24/2023			1.1		0.76				
2/28/2023				<0.08					
8/2/2023	3.5	2.9	1	0.037 (J)	0.47				
2/23/2024				<0.08	0.49				
2/27/2024	3.7	3	1.1						
8/1/2024				0.026 (J)					
8/2/2024			1.1		0.48				
8/5/2024		3.3							
8/6/2024	3.7								
2/20/2025		2.3							
2/21/2025	3.8								
2/24/2025			1.1	0.053 (J)	0.4				
7/29/2025	4.1	3.2	0.86	<0.08	0.35	0.62			
10/8/2025							0.058 (J)	0.043 (J)	
2/18/2026	3.9								
2/20/2026		2.5		<0.08					
2/26/2026			0.98		0.31		0.027 (J)	0.041 (J)	
3/2/2026						0.6			0.045 (J)
5/19/2026									0.05 (J)

ND substitution: RL or RL/2 if <15% NDs.

Time Series

Constituent: Cadmium (mg/L) Analysis Run 8/13/2026 4:34 PM View: Descriptive

Plant Scherer Client: Southern Company Data: Scherer AP

	SGWA-1 (bg)	SGWA-2 (bg)	SGWA-3 (bg)	SGWA-4 (bg)	SGWA-5 (bg)	SGWA-24 (bg)	SGWA-25 (bg)	SGWC-6	SGWC-7
5/10/2016	0.000156 (J)	<0.0007	<0.0007		<0.0007	<0.0007	<0.0007		
5/11/2016				<0.0007				<0.0007	<0.0007
6/23/2016	<0.0007	<0.0007			<0.0007	<0.0007			
6/24/2016			<0.0007	<0.0007					
6/27/2016							<0.0007	<0.0007	<0.0007
8/16/2016	<0.0007	<0.0007	<0.0007		<0.0007	<0.0007			
8/17/2016				<0.0007			<0.0007	<0.0007	<0.0007
10/13/2016	<0.0007					<0.0007			
10/14/2016		<0.0007	<0.0007		<0.0007		<0.0007		
10/17/2016				<0.0007				<0.0007	
10/18/2016									<0.0007
12/5/2016						<0.0007			
12/6/2016	<0.0007	<0.0007	<0.0007	<0.0007	<0.0007		<0.0007	<0.0007	<0.0007
2/14/2017	<0.0007	<0.0007	<0.0007	<0.0007	<0.0007	<0.0007	<0.0007	<0.0007	<0.0007
4/10/2017						<0.0007			
4/11/2017	<0.0007	<0.0007	<0.0007	<0.0007	0.0011 (J)		<0.0007		
4/12/2017								<0.0007	<0.0007
6/26/2017	<0.0007	<0.0007	<0.0007	<0.0007	<0.0007	<0.0007			
6/27/2017							<0.0007	<0.0007	<0.0007
3/26/2018	<0.0007	<0.0007	<0.0007			<0.0007			
3/27/2018				<0.0007	<0.0007		<0.0007	<0.0007	<0.0007
10/5/2018	<0.0007	<0.0007	<0.0007			<0.0007			
10/8/2018				<0.0007	<0.0007		<0.0007	<0.0007	
10/9/2018									<0.0007
2/18/2019	<0.0007	<0.0007		<0.0007					
2/19/2019			<0.0007		<0.0007	<0.0007	<0.0007		
2/20/2019								<0.0007	<0.0007
3/28/2019			<0.0007	<0.0007	<0.0007		<0.0007		
3/29/2019	<0.0007	<0.0007				<0.0007			
4/1/2019									<0.0007
4/2/2019								<0.0007	
9/12/2019					<0.0007				
9/13/2019						<0.0007			
9/16/2019	<0.0007	<0.0007	<0.0007	<0.0007			<0.0007	<0.0007	
9/17/2019									<0.0007
2/13/2020	<0.0007	<0.0007				<0.0007			
2/17/2020					<0.0007		<0.0007		
2/18/2020			<0.0007	<0.0007				<0.0007	<0.0007
3/17/2020		<0.0007	<0.0007		<0.0007		<0.0007		
3/18/2020	<0.0007			<0.0007		<0.0007			
3/25/2020								0.00022 (J)	
3/26/2020									<0.0007
9/14/2020	<0.0007	<0.0007	<0.0007	<0.0007	<0.0007	<0.0007	<0.0007	<0.0007	<0.0007
2/9/2021	<0.0007	<0.0007	<0.0007	<0.0007	<0.0007	<0.0007	<0.0007	<0.0007	<0.0007
3/30/2021	<0.0007	<0.0007				<0.0007			
3/31/2021			<0.0007	<0.0007	<0.0007				
4/1/2021								<0.0007	<0.0007
4/7/2021							<0.0007		
8/17/2021	<0.0007	<0.0007		<0.0007			<0.0007		
8/18/2021			<0.0007		<0.0007	<0.0007		<0.0007	<0.0007
2/9/2022	<0.0007	<0.0007	<0.0007	<0.0007	<0.0007		<0.0007	<0.0007	<0.0007
2/10/2022						<0.0007			

ND substitution: RL or RL/2 if <15% NDs.

Time Series

Constituent: Cadmium (mg/L) Analysis Run 8/13/2026 4:34 PM View: Descriptive

Plant Scherer Client: Southern Company Data: Scherer AP

	SGWA-1 (bg)	SGWA-2 (bg)	SGWA-3 (bg)	SGWA-4 (bg)	SGWA-5 (bg)	SGWA-24 (bg)	SGWA-25 (bg)	SGWC-6	SGWC-7
8/17/2022	<0.0007	<0.0007							
8/18/2022			<0.0007	<0.0007	<0.0007	<0.0007	<0.0007		<0.0007
8/19/2022								<0.0007	
2/21/2023	<0.0007		<0.0007		<0.0007				
2/22/2023		<0.0007		<0.0007				<0.0007	<0.0007
2/23/2023						<0.0007	<0.0007		
8/1/2023	<0.0007	<0.0007			<0.0007			<0.0007	
8/7/2023			<0.0007	<0.0007					
8/8/2023						<0.0007	<0.0007		<0.0007
2/20/2024	<0.0007	<0.0007		<0.0007				<0.0007	
2/21/2024			<0.0007		<0.0007	<0.0007			<0.0007
2/27/2024							<0.0007		
7/31/2024	<0.0007	<0.0007	<0.0007	<0.0007	<0.0007	<0.0007	<0.0007		<0.0007
8/1/2024								<0.0007	
2/19/2025				<0.0007		<0.0007	<0.0007		<0.0007
2/20/2025	<0.0007	<0.0007	<0.0007		<0.0007			<0.0007	
7/24/2025	<0.0007	<0.0007	<0.0007	<0.0007					
7/28/2025						<0.0007			
7/29/2025								<0.0007	
7/30/2025							<0.0007		<0.0007
7/31/2025					<0.0007				
2/19/2026			<0.0007	<0.0007		<0.0007		<0.0007	
2/20/2026		<0.0007					<0.0007		<0.0007
3/2/2026	<0.0007				<0.0007				

ND substitution: RL or RL/2 if <15% NDs.

Time Series

Constituent: Cadmium (mg/L) Analysis Run 8/13/2026 4:34 PM View: Descriptive

Plant Scherer Client: Southern Company Data: Scherer AP

	SGWC-8
5/10/2016	
5/11/2016	<0.0007
6/23/2016	
6/24/2016	
6/27/2016	<0.0007
8/16/2016	
8/17/2016	<0.0007
10/13/2016	
10/14/2016	
10/17/2016	<0.0007
10/18/2016	
12/5/2016	
12/6/2016	<0.0007
2/14/2017	<0.0007
4/10/2017	
4/11/2017	
4/12/2017	<0.0007
6/26/2017	
6/27/2017	<0.0007
3/26/2018	
3/27/2018	<0.0007
10/5/2018	
10/8/2018	
10/9/2018	<0.0007
2/18/2019	
2/19/2019	
2/20/2019	<0.0007
3/28/2019	
3/29/2019	
4/1/2019	<0.0007
4/2/2019	
9/12/2019	
9/13/2019	
9/16/2019	
9/17/2019	<0.0007
2/13/2020	
2/17/2020	
2/18/2020	<0.0007
3/17/2020	
3/18/2020	
3/25/2020	0.00031 (J)
3/26/2020	
9/14/2020	<0.0007
2/9/2021	<0.0007
3/30/2021	
3/31/2021	
4/1/2021	<0.0007
4/7/2021	
8/17/2021	
8/18/2021	<0.0007
2/9/2022	
2/10/2022	<0.0007

ND substitution: RL or RL/2 if <15% NDs.

Time Series

Constituent: Cadmium (mg/L) Analysis Run 8/13/2026 4:34 PM View: Descriptive

Plant Scherer Client: Southern Company Data: Scherer AP

	SGWC-8
8/17/2022	
8/18/2022	<0.0007
8/19/2022	
2/21/2023	
2/22/2023	<0.0007
2/23/2023	
8/1/2023	
8/7/2023	
8/8/2023	<0.0007
2/20/2024	
2/21/2024	<0.0007
2/27/2024	
7/31/2024	
8/1/2024	<0.0007
2/19/2025	<0.0007
2/20/2025	
7/24/2025	
7/28/2025	
7/29/2025	
7/30/2025	<0.0007
7/31/2025	
2/19/2026	<0.0007
2/20/2026	
3/2/2026	

ND substitution: RL or RL/2 if <15% NDs.

Time Series

Constituent: Cadmium (mg/L) Analysis Run 8/13/2026 4:34 PM View: Descriptive

Plant Scherer Client: Southern Company Data: Scherer AP

	SGWC-9	SGWC-10	SGWC-11	SGWC-12	SGWC-13	SGWC-14	SGWC-15	SGWC-16	SGWC-17
5/11/2016	<0.0007	<0.0007	<0.0007	<0.0007					
5/12/2016					<0.0007	0.000136 (J)	0.000265 (J)	<0.0007	<0.0007
5/13/2016									
6/28/2016		<0.0007	<0.0007	<0.0007	<0.0007	<0.0007	0.0003 (J)	<0.0007	
6/29/2016	<0.0007								<0.0007
6/30/2016									
8/17/2016		<0.0007	<0.0007						
8/18/2016				<0.0007	<0.0007	<0.0007	<0.0025	<0.0007	<0.0007
8/22/2016	<0.0007								
10/17/2016		<0.0007	<0.0007	<0.0007	<0.0007	<0.0007			
10/18/2016	<0.0007						<0.0025	<0.0007	
10/19/2016									<0.0007
12/6/2016		<0.0007	<0.0007	<0.0007	<0.0007				
12/7/2016	<0.0007					<0.0007	<0.0025	<0.0007	<0.0007
2/15/2017		<0.0007	<0.0007	<0.0007	<0.0007	<0.0007	0.00044 (J)		<0.0007
2/16/2017	<0.0007							<0.0007	
4/12/2017		<0.0007	<0.0007	<0.0007	<0.0007	<0.0007	<0.0025		
4/13/2017	<0.0007							<0.0007	<0.0007
6/27/2017	<0.0007	<0.0007	<0.0007	<0.0007	<0.0007	<0.0007	<0.0025	<0.0007	<0.0007
6/28/2017									
3/27/2018		<0.0007	<0.0007	<0.0007	<0.0007	<0.0007	<0.0025	<0.0007	<0.0007
3/28/2018	<0.0007								
10/8/2018				<0.0007	<0.0007	<0.0007		<0.0007	<0.0007
10/9/2018	<0.0007	<0.0007							
10/16/2018			<0.0007				<0.0025		
10/18/2018									
2/20/2019	<0.0007	<0.0007	<0.0007	<0.0007	<0.0007	<0.0007	0.00033 (J)	<0.0007	<0.0007
4/1/2019	<0.0007	<0.0007	<0.0007	<0.0007	<0.0007	<0.0007	<0.0025		
4/2/2019								<0.0007	<0.0007
9/16/2019	<0.0007		<0.0007	<0.0007					
9/17/2019		<0.0007			<0.0007	<0.0007	0.00034 (J)	<0.0007	<0.0007
2/18/2020			<0.0007						
2/19/2020	<0.0007	<0.0007		<0.0007	<0.0007	<0.0007	0.0003 (J)	<0.0007	<0.0007
2/20/2020									
3/24/2020									<0.0007
3/25/2020	<0.0007	<0.0007	<0.0007						
3/26/2020				<0.0007					
3/27/2020					<0.0007	0.00057 (J)	0.00042 (J)	<0.0007	
9/14/2020	<0.0007	<0.0007	<0.0007	<0.0007	<0.0007				
9/15/2020						<0.0007	0.00032 (J)	<0.0007	<0.0007
2/9/2021	<0.0007	<0.0007	<0.0007	<0.0007	<0.0007	<0.0007	0.0003 (J)	<0.0007	
2/10/2021									<0.0007
3/30/2021									
3/31/2021	<0.0007	<0.0007					0.00027 (J)		
4/1/2021								<0.0007	<0.0007
4/6/2021						<0.0007			
4/7/2021			<0.0007	<0.0007	<0.0007				
8/18/2021									<0.0007
8/19/2021	<0.0007	<0.0007	0.00022 (J)		<0.0007	<0.0007	0.00026 (J)	<0.0007	
8/20/2021				<0.0007					
2/10/2022	<0.0007		<0.0007	<0.0007				<0.0007	
2/11/2022		<0.0007			<0.0007		0.00024 (J)		<0.0007

ND substitution: RL or RL/2 if <15% NDs.

Time Series

Constituent: Cadmium (mg/L) Analysis Run 8/13/2026 4:34 PM View: Descriptive

Plant Scherer Client: Southern Company Data: Scherer AP

	SGWC-9	SGWC-10	SGWC-11	SGWC-12	SGWC-13	SGWC-14	SGWC-15	SGWC-16	SGWC-17
2/14/2022						<0.0007			
8/18/2022	<0.0007		<0.0007	<0.0007	<0.0007				
8/19/2022		<0.0007				<0.0007	0.00024 (J)		
8/23/2022									
8/31/2022								<0.0007	<0.0007
2/22/2023	<0.0007	<0.0007	<0.0007						<0.0007
2/23/2023				<0.0007	<0.0007	<0.0007	0.00023 (J)	<0.0007	
8/2/2023			<0.0007		<0.0007				
8/7/2023	<0.0007	<0.0007		<0.0007			0.00046 (J)		<0.0007
8/8/2023						0.00011 (J)		<0.0007	
2/21/2024	<0.0007								
2/23/2024		<0.0007	<0.0007	<0.0007	<0.0007				
2/26/2024							0.00047 (J)	<0.0007	<0.0007
2/27/2024						<0.0007			
8/1/2024	<0.0007		<0.0007	<0.0007	<0.0007	8E-05 (J)	0.00033 (J)	<0.0007	
8/5/2024		<0.0007							<0.0007
2/19/2025	<0.0007	<0.0007		<0.0007	<0.0007	0.00011 (J)		<0.0007	<0.0007
2/20/2025			<0.0007				0.00024 (J)		
2/21/2025									
7/23/2025								0.00042 (J)	<0.0007
7/25/2025									
7/30/2025	<0.0007	<0.0007			<0.0007		0.0004 (J)		
7/31/2025			<0.0007	<0.0007		<0.0007			
2/17/2026							0.00064 (J)		
2/18/2026			<0.0007	<0.0007	<0.0007			<0.0007	<0.0007
2/19/2026						<0.0007			
2/25/2026	<0.0007								

ND substitution: RL or RL/2 if <15% NDs.

Time Series

Constituent: Cadmium (mg/L) Analysis Run 8/13/2026 4:34 PM View: Descriptive

Plant Scherer Client: Southern Company Data: Scherer AP

	SGWC-18
5/11/2016	
5/12/2016	
5/13/2016	0.00016 (J)
6/28/2016	
6/29/2016	
6/30/2016	0.0002 (J)
8/17/2016	
8/18/2016	
8/22/2016	<0.0025
10/17/2016	
10/18/2016	
10/19/2016	<0.0025
12/6/2016	
12/7/2016	<0.0025
2/15/2017	
2/16/2017	<0.0025
4/12/2017	
4/13/2017	<0.0025
6/27/2017	
6/28/2017	<0.0025
3/27/2018	
3/28/2018	<0.0025
10/8/2018	
10/9/2018	
10/16/2018	
10/18/2018	<0.0025
2/20/2019	0.00023 (J)
4/1/2019	
4/2/2019	<0.0025
9/16/2019	
9/17/2019	0.00018 (J)
2/18/2020	
2/19/2020	
2/20/2020	0.00032 (J)
3/24/2020	
3/25/2020	
3/26/2020	<0.0025
3/27/2020	
9/14/2020	
9/15/2020	<0.0025
2/9/2021	
2/10/2021	0.00035 (J)
3/30/2021	<0.0025
3/31/2021	
4/1/2021	
4/6/2021	
4/7/2021	
8/18/2021	<0.0025
8/19/2021	
8/20/2021	
2/10/2022	<0.0025
2/11/2022	

ND substitution: RL or RL/2 if <15% NDs.

Time Series

Constituent: Cadmium (mg/L) Analysis Run 8/13/2026 4:34 PM View: Descriptive

Plant Scherer Client: Southern Company Data: Scherer AP

	SGWC-18
2/14/2022	
8/18/2022	
8/19/2022	
8/23/2022	<0.0025
8/31/2022	
2/22/2023	<0.0025
2/23/2023	
8/2/2023	
8/7/2023	0.00024 (J)
8/8/2023	
2/21/2024	
2/23/2024	
2/26/2024	
2/27/2024	0.00032 (J)
8/1/2024	
8/5/2024	0.00013 (J)
2/19/2025	
2/20/2025	
2/21/2025	<0.0025
7/23/2025	
7/25/2025	0.00072
7/30/2025	
7/31/2025	
2/17/2026	
2/18/2026	
2/19/2026	
2/25/2026	

ND substitution: RL or RL/2 if <15% NDs.

Time Series

Constituent: Cadmium (mg/L) Analysis Run 8/13/2026 4:34 PM View: Descriptive

Plant Scherer Client: Southern Company Data: Scherer AP

	SGWC-19	SGWC-20	SGWC-21	SGWC-22	SGWC-23	PZ-13S	PZ-14S	PZ-17I	PZ-39S
5/12/2016		0.000108 (J)	<0.0007	<0.0007	<0.0007				
5/13/2016	<0.0007								
6/29/2016	<0.0007	0.0001 (J)	<0.0007	<0.0007	<0.0007				
8/19/2016				<0.0007	<0.0007				
8/22/2016	<0.0007	<0.0007	<0.0007						
10/18/2016	<0.0007	<0.0007	<0.0007	<0.0007	<0.0007				
12/7/2016			<0.0007	<0.0007	<0.0007				
12/8/2016	<0.0007	<0.0007							
2/15/2017					<0.0007				
2/16/2017	0.00036 (J)	<0.0007	0.00039 (J)	<0.0007					
4/13/2017	<0.0007	<0.0007	<0.0007	<0.0007	<0.0007				
6/28/2017	<0.0007	<0.0007	<0.0007	<0.0007	<0.0007				
3/27/2018					<0.0007				
3/28/2018	<0.0007	<0.0007	<0.0007	<0.0007					
10/8/2018			<0.0007	<0.0007	<0.0007				
10/9/2018	<0.0007								
10/18/2018		<0.0007							
1/10/2019							<0.0007		
2/19/2019				<0.0007	<0.0007				
2/20/2019	<0.0007	<0.0007	<0.0007						
4/2/2019	<0.0007	<0.0007	<0.0007	<0.0007	<0.0007				
9/17/2019	<0.0007	<0.0007	<0.0007						
9/18/2019				<0.0007	<0.0007				
2/13/2020							<0.0007		
2/18/2020		<0.0007	<0.0007	<0.0007	<0.0007				
2/19/2020	<0.0007								
3/23/2020	<0.0007	<0.0007	<0.0007						
3/24/2020				<0.0007	<0.0007				
9/15/2020	<0.0007	<0.0007	<0.0007	<0.0007	<0.0007				
2/10/2021	<0.0007	<0.0007	<0.0007	<0.0007	<0.0007				
3/30/2021	<0.0007	<0.0007	<0.0007						
3/31/2021				<0.0007	<0.0007				
8/18/2021			<0.0007	<0.0007	<0.0007				
8/19/2021	<0.0007	<0.0007							
2/8/2022						<0.0007	<0.0007		
2/9/2022								<0.0007	<0.0007
2/10/2022				<0.0007	<0.0007				
2/11/2022	<0.0007	<0.0007	<0.0007						
8/22/2022	<0.0007	<0.0007	<0.0007	<0.0007	<0.0007				
8/23/2022							<0.0007		<0.0007
8/24/2022						<0.0007		<0.0007	
2/22/2023	<0.0007	<0.0007							
2/23/2023			<0.0007	<0.0007	<0.0007	<0.0007	<0.0007	<0.0007	
2/24/2023									<0.0007
8/1/2023							<0.0007	<0.0007	
8/2/2023						<0.0007			<0.0007
8/7/2023	0.0001 (J)	0.00013 (J)		<0.0007					
8/8/2023			<0.0007		<0.0007				
2/20/2024	<0.0007								
2/21/2024				<0.0007	<0.0007	<0.0007			
2/26/2024		0.00015 (J)						<0.0007	
2/27/2024			<0.0007						<0.0007

ND substitution: RL or RL/2 if <15% NDs.

Time Series

Constituent: Cadmium (mg/L) Analysis Run 8/13/2026 4:34 PM View: Descriptive

Plant Scherer Client: Southern Company Data: Scherer AP

	SGWC-19	SGWC-20	SGWC-21	SGWC-22	SGWC-23	PZ-13S	PZ-14S	PZ-17I	PZ-39S
2/28/2024							<0.0007		
8/1/2024	<0.0007							<0.0007	
8/2/2024		<0.0007	<0.0007	<0.0007	<0.0007				
8/5/2024						<0.0007	<0.0007		
8/6/2024									<0.0007
2/19/2025						<0.0007	<0.0007		
2/20/2025		9E-05 (J)	<0.0007	<0.0007					
2/21/2025	<0.0007				<0.0007			<0.0007	
2/24/2025									<0.0007
7/24/2025	<0.0007	<0.0007							
7/28/2025			<0.0007	<0.0007	<0.0007				
7/29/2025							<0.0007	<0.0007	<0.0007
7/30/2025						<0.0007			
2/17/2026		<0.0007							
2/18/2026	<0.0007		<0.0007					<0.0007	
2/19/2026				<0.0007	<0.0007		<0.0007		
2/26/2026									<0.0007
2/27/2026						<0.0007			

ND substitution: RL or RL/2 if <15% NDs.

Time Series

Constituent: Cadmium (mg/L) Analysis Run 8/13/2026 4:34 PM View: Descriptive

Plant Scherer Client: Southern Company Data: Scherer AP

	PZ-40I
5/12/2016	
5/13/2016	
6/29/2016	
8/19/2016	
8/22/2016	
10/18/2016	
12/7/2016	
12/8/2016	
2/15/2017	
2/16/2017	
4/13/2017	
6/28/2017	
3/27/2018	
3/28/2018	
10/8/2018	
10/9/2018	
10/18/2018	
1/10/2019	
2/19/2019	
2/20/2019	
4/2/2019	
9/17/2019	
9/18/2019	
2/13/2020	
2/18/2020	
2/19/2020	
3/23/2020	
3/24/2020	
9/15/2020	
2/10/2021	
3/30/2021	
3/31/2021	
8/18/2021	
8/19/2021	
2/8/2022	
2/9/2022	
2/10/2022	<0.0007
2/11/2022	
8/22/2022	
8/23/2022	<0.0007
8/24/2022	
2/22/2023	
2/23/2023	
2/24/2023	<0.0007
8/1/2023	<0.0007
8/2/2023	
8/7/2023	
8/8/2023	
2/20/2024	
2/21/2024	
2/26/2024	
2/27/2024	<0.0007

ND substitution: RL or RL/2 if <15% NDs.

Time Series

Constituent: Cadmium (mg/L) Analysis Run 8/13/2026 4:34 PM View: Descriptive

Plant Scherer Client: Southern Company Data: Scherer AP

	PZ-40I
2/28/2024	
8/1/2024	
8/2/2024	
8/5/2024	<0.0007
8/6/2024	
2/19/2025	
2/20/2025	<0.0007
2/21/2025	
2/24/2025	
7/24/2025	
7/28/2025	
7/29/2025	<0.0007
7/30/2025	
2/17/2026	
2/18/2026	<0.0007
2/19/2026	
2/26/2026	
2/27/2026	

ND substitution: RL or RL/2 if <15% NDs.

Time Series

Constituent: Cadmium (mg/L) Analysis Run 8/13/2026 4:34 PM View: Descriptive

Plant Scherer Client: Southern Company Data: Scherer AP

	PZ-41S	PZ-42I	PZ-43S	PZ-44I	PZ-69I	PZ-70	PZ-29S	PZ-30I	SGWC-10A
1/3/2019								<0.0007	
1/8/2019							<0.0007		
2/13/2020								<0.0007	
2/14/2020							<0.0007		
2/19/2020	<0.0007								
2/9/2022	<0.0007	<0.0007	<0.0007	<0.0007					
2/10/2022					<0.0007				
8/22/2022		<0.0007							
8/24/2022	<0.0007		<0.0007	<0.0007	<0.0007				
2/23/2023	<0.0007	<0.0007							
2/24/2023			<0.0007		<0.0007				
2/28/2023				<0.0007					
8/2/2023	<0.0007	<0.0007	<0.0007	<0.0007	<0.0007				
2/23/2024				<0.0007	<0.0007				
2/27/2024	<0.0007	<0.0007	<0.0007						
8/1/2024				<0.0007					
8/2/2024			<0.0007		<0.0007				
8/5/2024		<0.0007							
8/6/2024	<0.0007								
2/20/2025		<0.0007							
2/21/2025	<0.0007								
2/24/2025			<0.0007	<0.0007	<0.0007				
7/29/2025	<0.0007	<0.0007	<0.0007	<0.0007	<0.0007	<0.0007			
10/8/2025							<0.0007	<0.0007	
2/18/2026	<0.0007								
2/20/2026		<0.0007		<0.0007					
2/26/2026			<0.0007		<0.0007		<0.0007	<0.0007	
3/2/2026						<0.0007			0.00054 (J)
5/19/2026									<0.0007

ND substitution: RL or RL/2 if <15% NDs.

Time Series

Constituent: Calcium (mg/L) Analysis Run 8/13/2026 4:34 PM View: Descriptive

Plant Scherer Client: Southern Company Data: Scherer AP

	SGWA-1 (bg)	SGWA-2 (bg)	SGWA-3 (bg)	SGWA-4 (bg)	SGWA-5 (bg)	SGWA-24 (bg)	SGWA-25 (bg)	SGWC-6	SGWC-7
5/10/2016	3	10.1	6.22		2.64	12.3	11.4		
5/11/2016				14.4				8.7	27.2
6/23/2016	2.42	8.45			1.65	11.3			
6/24/2016			5.55	14.2					
6/27/2016							9.16	7.48	27.9
8/16/2016	2.1	9.4	5		1.3	11			
8/17/2016				15			9.6	8	23
10/13/2016	2.7					12			
10/14/2016		10	5.4		1.4		11		
10/17/2016				16				8.6	
10/18/2016									24
12/5/2016						12			
12/6/2016	2.1	10	4.8	15	1.4		11	8.2	23
2/14/2017	1.8	11	4.6	17	1.4	13	12	7.2	24
4/10/2017						12			
4/11/2017	1.8	10	5	17	1.4		11		
4/12/2017								6.7	25
6/26/2017	1.7	10	4.9	18	1.5	13			
6/27/2017							9.5	6.2	23
10/10/2017	2.3	11				14			
10/11/2017			5.5	19	1.6		11	6.5	22
10/12/2017									
6/5/2018	2.6	11			1.5	13	9.7		
6/6/2018			4.1	18				4.2	19
12/13/2018	1.7	10	4.3	18	1.4	12	9.4		
12/14/2018								6.5	16
3/28/2019			4.8	17	1.4		8.7		
3/29/2019	2	11				12			
4/1/2019									18
4/2/2019								6.7	
9/12/2019					1.6				
9/13/2019						14			
9/16/2019	1.7	12	5.9	18			9.5	8.9	
9/17/2019									16
3/17/2020		11	5.3		1.7		8.8		
3/18/2020	1.8			18		14			
3/25/2020								11	
3/26/2020									21
9/14/2020	1.6	11	5.7	17	1.6	14	9.1	10	20
3/30/2021	2.2	12				15			
3/31/2021			5.5	17	1.6				
4/1/2021								11	22
4/7/2021							9.5		
8/17/2021	1.8	12		18			9.6		
8/18/2021			5.9		1.7	14		11	22
2/9/2022	1.8	11	6	18	1.8		9.3	11	16
2/10/2022						15			
8/17/2022	1.9	11							
8/18/2022			5.9	20	1.7	16	9.1		15
8/19/2022								12	
2/21/2023	2.2		6.4		1.8				
2/22/2023		11		20				10	15

Time Series

Constituent: Calcium (mg/L) Analysis Run 8/13/2026 4:34 PM View: Descriptive

Plant Scherer Client: Southern Company Data: Scherer AP

	SGWA-1 (bg)	SGWA-2 (bg)	SGWA-3 (bg)	SGWA-4 (bg)	SGWA-5 (bg)	SGWA-24 (bg)	SGWA-25 (bg)	SGWC-6	SGWC-7
2/23/2023						17	9.6		
8/1/2023	2.3	12			2.1			11	
8/7/2023			6.1	21					
8/8/2023						16	8.9		16
2/20/2024	1.7	13		23				11	
2/21/2024			5.7		1.5	16			14
2/27/2024							11		
7/31/2024	2.2	12	6.9	21	2.2	20	9.7		18
8/1/2024								14	
2/19/2025				21		18	11		17
2/20/2025	2.1	12	6.4		1.8			13	
7/24/2025	2.4	12	5.9	20					
7/28/2025						18			
7/29/2025								14	
7/30/2025							9.6		17
7/31/2025					1.7				
2/19/2026			6.3	20		18		15	
2/20/2026		12					11		17
3/2/2026	2.2				1.9				

Time Series

Constituent: Calcium (mg/L) Analysis Run 8/13/2026 4:34 PM View: Descriptive

Plant Scherer Client: Southern Company Data: Scherer AP

	SGWC-8
5/10/2016	
5/11/2016	47.6
6/23/2016	
6/24/2016	
6/27/2016	47
8/16/2016	
8/17/2016	45
10/13/2016	
10/14/2016	
10/17/2016	47
10/18/2016	
12/5/2016	
12/6/2016	45
2/14/2017	49
4/10/2017	
4/11/2017	
4/12/2017	50
6/26/2017	
6/27/2017	50
10/10/2017	
10/11/2017	
10/12/2017	51
6/5/2018	
6/6/2018	51
12/13/2018	
12/14/2018	46
3/28/2019	
3/29/2019	
4/1/2019	45
4/2/2019	
9/12/2019	
9/13/2019	
9/16/2019	
9/17/2019	52
3/17/2020	
3/18/2020	
3/25/2020	48
3/26/2020	
9/14/2020	49
3/30/2021	
3/31/2021	
4/1/2021	52
4/7/2021	
8/17/2021	
8/18/2021	49
2/9/2022	
2/10/2022	53
8/17/2022	
8/18/2022	50
8/19/2022	
2/21/2023	
2/22/2023	41

Time Series

Constituent: Calcium (mg/L) Analysis Run 8/13/2026 4:34 PM View: Descriptive

Plant Scherer Client: Southern Company Data: Scherer AP

	SGWC-8
2/23/2023	
8/1/2023	
8/7/2023	
8/8/2023	43
2/20/2024	
2/21/2024	38
2/27/2024	
7/31/2024	
8/1/2024	41
2/19/2025	39
2/20/2025	
7/24/2025	
7/28/2025	
7/29/2025	
7/30/2025	37
7/31/2025	
2/19/2026	39
2/20/2026	
3/2/2026	

Time Series

Constituent: Calcium (mg/L) Analysis Run 8/13/2026 4:34 PM View: Descriptive

Plant Scherer Client: Southern Company Data: Scherer AP

	SGWC-9	SGWC-10	SGWC-11	SGWC-12	SGWC-13	SGWC-14	SGWC-15	SGWC-16	SGWC-17
5/11/2016	53.1	4.14	2.91	23.1					
5/12/2016					16.6	37.7	14.5	0.75	34.8
5/13/2016									
6/28/2016		3.13	2.19	21	14.4	35.8	14.7	0.768	
6/29/2016	52.6								33.1
6/30/2016									
8/17/2016		4.1	1.9						
8/18/2016				20	15	37	15	0.7	35
8/22/2016	57								
10/17/2016		4.2	2	21	15	37			
10/18/2016	53						16	0.75	
10/19/2016									39
12/6/2016		4.3	1.9	21	14				
12/7/2016	47					38	15	0.73	39
2/15/2017		1.5	1.9	23	17	45	17		44
2/16/2017	55							0.81	
4/12/2017		2.2	1.9	23	16	39	14		
4/13/2017	56							0.88	45
6/27/2017	53	3.1	1.9	22	15	38	16	0.76	42
6/28/2017									
10/11/2017			2	23	16	44			
10/12/2017	55	1.2					17	1.1	48
6/6/2018	54	1.2	1.8	22					
6/7/2018					15	44	16	0.84	49
6/8/2018									
10/16/2018			1.8				16		
10/18/2018									
12/14/2018				21	16	37			46
12/17/2018	55	4						0.94	
1/2/2019									
4/1/2019	50	4.2	1.7	20	17	39	16		
4/2/2019								0.92	46
9/16/2019	56		1.9	23					
9/17/2019		0.79			17	38	17	1	51
3/24/2020									58
3/25/2020	55	2.9	2						
3/26/2020				22					
3/27/2020					18	41	17	1.5	
9/14/2020	45	0.75	1.8	22	19				
9/15/2020						40	17	1.1	54
3/30/2021									
3/31/2021	47	2.3					17		
4/1/2021								1.2	57
4/6/2021						42			
4/7/2021			1.9	23	19				
8/18/2021									55
8/19/2021	34	0.67	1.9		20	40	17	1.1	
8/20/2021				23					
2/10/2022	37		1.9	23				1.2	
2/11/2022		0.55			19		16		58
2/14/2022						41			
8/18/2022	44		1.8	22	21				

Time Series

Constituent: Calcium (mg/L) Analysis Run 8/13/2026 4:34 PM View: Descriptive

Plant Scherer Client: Southern Company Data: Scherer AP

	SGWC-9	SGWC-10	SGWC-11	SGWC-12	SGWC-13	SGWC-14	SGWC-15	SGWC-16	SGWC-17
8/19/2022		0.78				39	17		
8/23/2022									
8/31/2022								1.2	58
2/22/2023	36	2.2	1.7						56
2/23/2023				21	20	37	14	1.3	
8/2/2023			1.8		22				
8/7/2023	40	1		22			17		62
8/8/2023						39		1.5	
2/21/2024	36								
2/23/2024		0.98	2	24	25				
2/26/2024							18	1.7	68
2/27/2024						45			
8/1/2024	40		1.9	25	28	38	19	1.9	
8/5/2024		2.7							62
2/19/2025	29	4.3		25	31	37		1.9	79
2/20/2025			3.3				16		
2/21/2025									
7/23/2025								1.9	77
7/25/2025									
7/30/2025	42	7.9			34		16		
7/31/2025			3.1	25		29			
2/17/2026							16		
2/18/2026			4.5	27	34			2.1	77
2/19/2026						30			
2/25/2026	29								

Time Series

Constituent: Calcium (mg/L) Analysis Run 8/13/2026 4:34 PM View: Descriptive

Plant Scherer Client: Southern Company Data: Scherer AP

	SGWC-18
5/11/2016	
5/12/2016	
5/13/2016	56.9
6/28/2016	
6/29/2016	
6/30/2016	46.4
8/17/2016	
8/18/2016	
8/22/2016	48
10/17/2016	
10/18/2016	
10/19/2016	51
12/6/2016	
12/7/2016	50
2/15/2017	
2/16/2017	51
4/12/2017	
4/13/2017	35
6/27/2017	
6/28/2017	36
10/11/2017	
10/12/2017	43
6/6/2018	
6/7/2018	
6/8/2018	90
10/16/2018	
10/18/2018	100
12/14/2018	
12/17/2018	
1/2/2019	98
4/1/2019	
4/2/2019	89
9/16/2019	
9/17/2019	87
3/24/2020	
3/25/2020	
3/26/2020	81
3/27/2020	
9/14/2020	
9/15/2020	74
3/30/2021	68
3/31/2021	
4/1/2021	
4/6/2021	
4/7/2021	
8/18/2021	55
8/19/2021	
8/20/2021	
2/10/2022	55
2/11/2022	
2/14/2022	
8/18/2022	

Time Series

Constituent: Calcium (mg/L) Analysis Run 8/13/2026 4:34 PM View: Descriptive

Plant Scherer Client: Southern Company Data: Scherer AP

	SGWC-18
8/19/2022	
8/23/2022	52
8/31/2022	
2/22/2023	41
2/23/2023	
8/2/2023	
8/7/2023	39
8/8/2023	
2/21/2024	
2/23/2024	
2/26/2024	
2/27/2024	41
8/1/2024	
8/5/2024	40
2/19/2025	
2/20/2025	
2/21/2025	37
7/23/2025	
7/25/2025	34
7/30/2025	
7/31/2025	
2/17/2026	
2/18/2026	
2/19/2026	
2/25/2026	

Time Series

Constituent: Calcium (mg/L) Analysis Run 8/13/2026 4:34 PM View: Descriptive

Plant Scherer Client: Southern Company Data: Scherer AP

	SGWC-19	SGWC-20	SGWC-21	SGWC-22	SGWC-23	PZ-13S	PZ-14S	PZ-17I	PZ-39S
5/12/2016		13.2	28.7	21.9	27.6				
5/13/2016	35.3								
6/29/2016	34.6	15.8	27.9	21.8	25.6				
8/19/2016				22	29				
8/22/2016	38	15	30						
10/18/2016	36	14	30	23	32				
12/7/2016			29	23	30				
12/8/2016	36	11							
2/15/2017					32				
2/16/2017	41	14	31	27					
4/13/2017	39	17	32	27	31				
6/28/2017	36	15	29	25	27				
10/12/2017	39	17	31	27	31				
6/7/2018		11	29	26	25				
6/8/2018	37								
10/17/2018									22
10/18/2018		12						33	
12/17/2018	42		29	28	24				
1/10/2019							4.3		
4/2/2019	38	14	27	26	23				
9/17/2019	44	14	30						
9/18/2019				27	26				
2/13/2020							3		
3/23/2020	46	13	36						
3/24/2020				31	22				
9/15/2020	47	14	38	28	21				
3/30/2021	50	14	41						
3/31/2021				30	24				
8/18/2021			39	30	21				
8/19/2021	45	12							
2/8/2022						4.7	4		
2/9/2022								35	22
2/10/2022				27	23				
2/11/2022	46	13	36						
8/22/2022	42	13	36	28	22				
8/23/2022							4.6		24
8/24/2022						5		35	
2/22/2023	38	14							
2/23/2023			34	34	22	4.2	4.6	38	
2/24/2023									26
8/1/2023							4.3	35	
8/2/2023						4.9			24
8/7/2023	41	16		30					
8/8/2023			39		20				
2/20/2024	42								
2/21/2024				28	20	4.3			
2/26/2024		18						38	
2/27/2024			41						23
2/28/2024							4.6		
8/1/2024	48							37	
8/2/2024		19	44	31	20				
8/5/2024						4.1	4.3		

Time Series

Constituent: Calcium (mg/L) Analysis Run 8/13/2026 4:35 PM View: Descriptive

Plant Scherer Client: Southern Company Data: Scherer AP

	SGWC-19	SGWC-20	SGWC-21	SGWC-22	SGWC-23	PZ-13S	PZ-14S	PZ-17I	PZ-39S
8/6/2024									21
2/19/2025						5.8	5.2		
2/20/2025		22	42	25					
2/21/2025	43				19			34	
2/24/2025									24
7/24/2025	39	19							
7/28/2025			45	23	17				
7/29/2025							4.9	33	23
7/30/2025						7			
2/17/2026		19							
2/18/2026	38		42					32	
2/19/2026				22	18		5.5		
2/26/2026									23
2/27/2026						6.2			

Time Series

Constituent: Calcium (mg/L) Analysis Run 8/13/2026 4:35 PM View: Descriptive

Plant Scherer Client: Southern Company Data: Scherer AP

	PZ-40I
5/12/2016	
5/13/2016	
6/29/2016	
8/19/2016	
8/22/2016	
10/18/2016	
12/7/2016	
12/8/2016	
2/15/2017	
2/16/2017	
4/13/2017	
6/28/2017	
10/12/2017	
6/7/2018	
6/8/2018	
10/17/2018	
10/18/2018	120
12/17/2018	
1/10/2019	
4/2/2019	
9/17/2019	
9/18/2019	
2/13/2020	
3/23/2020	
3/24/2020	
9/15/2020	
3/30/2021	
3/31/2021	
8/18/2021	
8/19/2021	
2/8/2022	
2/9/2022	
2/10/2022	150
2/11/2022	
8/22/2022	
8/23/2022	150
8/24/2022	
2/22/2023	
2/23/2023	
2/24/2023	150
8/1/2023	150
8/2/2023	
8/7/2023	
8/8/2023	
2/20/2024	
2/21/2024	
2/26/2024	
2/27/2024	150
2/28/2024	
8/1/2024	
8/2/2024	
8/5/2024	130

Time Series

Constituent: Calcium (mg/L) Analysis Run 8/13/2026 4:35 PM View: Descriptive

Plant Scherer Client: Southern Company Data: Scherer AP

	PZ-40I
8/6/2024	
2/19/2025	
2/20/2025	140
2/21/2025	
2/24/2025	
7/24/2025	
7/28/2025	
7/29/2025	130
7/30/2025	
2/17/2026	
2/18/2026	110
2/19/2026	
2/26/2026	
2/27/2026	

Time Series

Constituent: Calcium (mg/L) Analysis Run 8/13/2026 4:35 PM View: Descriptive

Plant Scherer Client: Southern Company Data: Scherer AP

	PZ-41S	PZ-42I	PZ-43S	PZ-44I	PZ-69I	PZ-70	PZ-29S	PZ-30I	SGWC-10A
10/16/2018				21					
10/18/2018	120	64	44						
1/3/2019								20	
1/8/2019							18		
2/13/2020								23	
2/14/2020							20		
2/19/2020	120								
2/9/2022	120	68	54	20					
2/10/2022					46				
8/22/2022		64							
8/24/2022	120		54	21	47				
2/23/2023	140	70							
2/24/2023			61		48				
2/28/2023				21					
8/2/2023	130	66	50	20	46				
2/23/2024				22	47				
2/27/2024	150	69	58						
8/1/2024				24					
8/2/2024			58		48				
8/5/2024		70							
8/6/2024	150								
2/20/2025		77							
2/21/2025	170								
2/24/2025			54	25	49				
7/29/2025	180	66	66	24	45	39			
10/8/2025							28	21	
2/18/2026	160								
2/20/2026		71		27					
2/26/2026			63		43		30	20	
3/2/2026						33			27
5/19/2026									24

Time Series

Constituent: Chloride (mg/L) Analysis Run 8/13/2026 4:35 PM View: Descriptive

Plant Scherer Client: Southern Company Data: Scherer AP

	SGWA-1 (bg)	SGWA-2 (bg)	SGWA-3 (bg)	SGWA-4 (bg)	SGWA-5 (bg)	SGWA-24 (bg)	SGWA-25 (bg)	SGWC-6	SGWC-7
5/10/2016	1.9	1.51	3.45		1.98	1.94	2.77		
5/11/2016				1.93				2.44	9.65
6/23/2016	2.2	1.8			2.1	2.2			
6/24/2016			3.5	1.8					
6/27/2016							2.9	2.5	6.7
8/16/2016	2.1	1.5	3.4		1.8	2			
8/17/2016				1.4			2.4	2.4	6.4
10/13/2016	2					1.9			
10/14/2016		1.4	3.1		1.8		2.1		
10/17/2016				1.2				2.3	
10/18/2016									5.9
12/5/2016						1.9			
12/6/2016	2.2	1.5	3	1.3	1.8		1.7	2.3	5.9
2/14/2017	2	1.5	2.4	1.3	1.8	1.9	1.5	1.9	5.8
4/10/2017						1.8			
4/11/2017	1.8	1.3	2.5	1.2	1.7		1.7		
4/12/2017								1.6	5.6
6/26/2017	1.9	1.4	2.6	1.2	1.7	1.9			
6/27/2017							2.2	1.6	5.7
10/10/2017	1.8	1.3				1.8			
10/11/2017			2.4	1.1	1.6		1.7	1.6	5
10/12/2017									
6/5/2018	1.7	1.3			1.6	1.9	2		
6/6/2018			2	1.1				1.3	4.6
12/13/2018	1.7	1.3	2	1.2	1.7	2	1.9		
12/14/2018								1.8	4.2
3/28/2019			2	1.2	1.7		2.2		
3/29/2019	1.5	1.2				1.8			
4/1/2019									4.6
4/2/2019								2	
9/12/2019					1.5				
9/13/2019						1.7			
9/16/2019	1.8	1.3	2.2	1.2			1.9	1.9	
9/17/2019									3.8
3/17/2020		1.6	2.1		1.9		2.4		
3/18/2020	2			1.5		2.4			
3/25/2020								2.3	
3/26/2020									5.1
9/14/2020	2.1	1.5	2.5	1.5	1.9	2.5	2.7	2.8	5.8
3/30/2021	2.3	1.6				2.5			
3/31/2021			2.3	1.6	2.1				
4/1/2021								2.4	6
4/7/2021							2.3		
8/17/2021	1.9	1.6		1.6			2.6		
8/18/2021			2.4		2.2	2.7		2.5	5
2/9/2022	2	1.5	2.3	1.5	1.9		1.8	2.6	4
2/10/2022						2.4			
8/17/2022	2	1.5							
8/18/2022			2.4	1.6	2.1	3.1	1.9		3.5
8/19/2022								2.6	
2/21/2023	2		2.3		2				
2/22/2023		1.5		1.6				2.3	3.6

Time Series

Constituent: Chloride (mg/L) Analysis Run 8/13/2026 4:35 PM View: Descriptive

Plant Scherer Client: Southern Company Data: Scherer AP

	SGWA-1 (bg)	SGWA-2 (bg)	SGWA-3 (bg)	SGWA-4 (bg)	SGWA-5 (bg)	SGWA-24 (bg)	SGWA-25 (bg)	SGWC-6	SGWC-7
2/23/2023						3.3	1.9		
8/1/2023	2	1.4			1.9			2.2	
8/7/2023			2.2	1.2					
8/8/2023						3	1.6		3.4
2/20/2024	2.3	1.8		1.5				2.6	
2/21/2024			2.6		2.3	3.6			3.9
2/27/2024							2		
7/31/2024	2.5	1.7	2.3	1.3	2	3.4	1.9		3.5
8/1/2024								2.5	
2/19/2025				1.1		4.9	3.4		4.6
2/20/2025	1.8	1.3	2		1.9			2.6	
7/24/2025	2.4	1.8	2.8	1.4					
7/28/2025						3.6			
7/29/2025								2.2	
7/30/2025							2.6		3.2
7/31/2025					2.1				
2/19/2026			2.3	1.5		3.5		3.2	
2/20/2026		1.6					4.3		3.9
3/2/2026	2.2				2.2				

Time Series

Constituent: Chloride (mg/L) Analysis Run 8/13/2026 4:35 PM View: Descriptive

Plant Scherer Client: Southern Company Data: Scherer AP

	SGWC-8
5/10/2016	
5/11/2016	12.6
6/23/2016	
6/24/2016	
6/27/2016	13
8/16/2016	
8/17/2016	14
10/13/2016	
10/14/2016	
10/17/2016	12
10/18/2016	
12/5/2016	
12/6/2016	12
2/14/2017	12
4/10/2017	
4/11/2017	
4/12/2017	11
6/26/2017	
6/27/2017	12
10/10/2017	
10/11/2017	
10/12/2017	11
6/5/2018	
6/6/2018	11
12/13/2018	
12/14/2018	11
3/28/2019	
3/29/2019	
4/1/2019	10
4/2/2019	
9/12/2019	
9/13/2019	
9/16/2019	
9/17/2019	12
3/17/2020	
3/18/2020	
3/25/2020	10
3/26/2020	
9/14/2020	14
3/30/2021	
3/31/2021	
4/1/2021	12
4/7/2021	
8/17/2021	
8/18/2021	14
2/9/2022	
2/10/2022	12
8/17/2022	
8/18/2022	13
8/19/2022	
2/21/2023	
2/22/2023	18

Time Series

Constituent: Chloride (mg/L) Analysis Run 8/13/2026 4:35 PM View: Descriptive

Plant Scherer Client: Southern Company Data: Scherer AP

	SGWC-8
2/23/2023	
8/1/2023	
8/7/2023	
8/8/2023	24
2/20/2024	
2/21/2024	27
2/27/2024	
7/31/2024	
8/1/2024	23
2/19/2025	18
2/20/2025	
7/24/2025	
7/28/2025	
7/29/2025	
7/30/2025	16
7/31/2025	
2/19/2026	15
2/20/2026	
3/2/2026	

Time Series

Constituent: Chloride (mg/L) Analysis Run 8/13/2026 4:35 PM View: Descriptive

Plant Scherer Client: Southern Company Data: Scherer AP

	SGWC-9	SGWC-10	SGWC-11	SGWC-12	SGWC-13	SGWC-14	SGWC-15	SGWC-16	SGWC-17
5/11/2016	9.29	9.53	8.87	9.04					
5/12/2016					6.29	11.1	9.47	8.56	9.11
5/13/2016									
6/28/2016		9.1	8.3	8.8	5.4	10	9.8	7.8	
6/29/2016	9								8.3
6/30/2016									
8/17/2016		9.4	8.6						
8/18/2016				9.3	5.8	11	10	8.5	8.8
8/22/2016	9.7								
10/17/2016		8.9	7.9	8.3	5.4	11			
10/18/2016	9.4						9.4	8	
10/19/2016									8.3
12/6/2016		8.9	7.9	8.9	5.6				
12/7/2016	11					11	9.8	8	8.4
2/15/2017		9	7.2	8.7	5.4	11	9.8		8.1
2/16/2017	9.5							7.7	
4/12/2017		8.5	7.5	8.6	5.6	10	9.2		
4/13/2017	8.7							7.5	7.9
6/27/2017	9.9	9.1	7.8	9.3	5.9	11	9.5	8	8.3
6/28/2017									
10/11/2017			7.4	8.8	5.7	10			
10/12/2017	11	8.5					9.2	7.6	8
6/6/2018	12	8.6	7.5	8.8					
6/7/2018					6.2	10	9.3	7.7	8
6/8/2018									
10/16/2018			7.8				10		
10/18/2018									
12/14/2018				9.1	7.5	10			8.1
12/17/2018	13	8.6						8.1	
1/2/2019									
4/1/2019	13	7.8	7.4	9	7.7	9.9	9.2		
4/2/2019								8.2	8.2
9/16/2019	14		7.9	9.3					
9/17/2019		9.7			8.4	11	10	8.4	8.3
3/24/2020									7.8
3/25/2020	15	8.8	9						
3/26/2020				9.4					
3/27/2020					9	11	10	8.5	
9/14/2020	19	10	8.9	10	11				
9/15/2020						11	10	8.6	8.4
3/30/2021									
3/31/2021	16	9.2					11		
4/1/2021								9.2	9.2
4/6/2021						11			
4/7/2021			8.8	9	10				
8/18/2021									8.9
8/19/2021	18	9.3	9.9		12	11	11	9.5	
8/20/2021				9.9					
2/10/2022	15		8.8	10				9.8	
2/11/2022		11			12		12		8.4
2/14/2022						14			
8/18/2022	17		9.9	9.5	12				

Time Series

Constituent: Chloride (mg/L) Analysis Run 8/13/2026 4:35 PM View: Descriptive

Plant Scherer Client: Southern Company Data: Scherer AP

	SGWC-9	SGWC-10	SGWC-11	SGWC-12	SGWC-13	SGWC-14	SGWC-15	SGWC-16	SGWC-17
8/19/2022		9.2				13	11		
8/23/2022									
8/31/2022								9.6	8
2/22/2023	18	9	9.9						8.1
2/23/2023				9.6	11	12	11	9.8	
8/2/2023			10		13				
8/7/2023	15	9.1		9.5			12		7.8
8/8/2023						14		9.9	
2/21/2024	19								
2/23/2024		10	12	10	15				
2/26/2024							15	11	9.2
2/27/2024						15			
8/1/2024	17		11	11	16	15	14	9.8	
8/5/2024		9.2							7.8
2/19/2025	14	9.6		12	25	30		17	20
2/20/2025			12				11		
2/21/2025									
7/23/2025								10	7.7
7/25/2025									
7/30/2025	27	9.3			19		14		
7/31/2025			11	8.7		17			
2/17/2026							15		
2/18/2026			12	9.6	17			10	7.7
2/19/2026						19			
2/25/2026	17								

Time Series

Constituent: Chloride (mg/L) Analysis Run 8/13/2026 4:35 PM View: Descriptive

Plant Scherer Client: Southern Company Data: Scherer AP

	SGWC-18
5/11/2016	
5/12/2016	
5/13/2016	4.87
6/28/2016	
6/29/2016	
6/30/2016	4.7
8/17/2016	
8/18/2016	
8/22/2016	5
10/17/2016	
10/18/2016	
10/19/2016	5.1
12/6/2016	
12/7/2016	5.6
2/15/2017	
2/16/2017	7.4
4/12/2017	
4/13/2017	8.9
6/27/2017	
6/28/2017	10
10/11/2017	
10/12/2017	7.4
6/6/2018	
6/7/2018	
6/8/2018	9
10/16/2018	
10/18/2018	16
12/14/2018	
12/17/2018	
1/2/2019	18
4/1/2019	
4/2/2019	15
9/16/2019	
9/17/2019	13
3/24/2020	
3/25/2020	
3/26/2020	12
3/27/2020	
9/14/2020	
9/15/2020	11
3/30/2021	11
3/31/2021	
4/1/2021	
4/6/2021	
4/7/2021	
8/18/2021	15
8/19/2021	
8/20/2021	
2/10/2022	19
2/11/2022	
2/14/2022	
8/18/2022	

Time Series

Constituent: Chloride (mg/L) Analysis Run 8/13/2026 4:35 PM View: Descriptive

Plant Scherer Client: Southern Company Data: Scherer AP

	SGWC-18
8/19/2022	
8/23/2022	16
8/31/2022	
2/22/2023	13
2/23/2023	
8/2/2023	
8/7/2023	10
8/8/2023	
2/21/2024	
2/23/2024	
2/26/2024	
2/27/2024	9.7 (J)
8/1/2024	
8/5/2024	7.8
2/19/2025	
2/20/2025	
2/21/2025	<50
7/23/2025	
7/25/2025	7.2
7/30/2025	
7/31/2025	
2/17/2026	
2/18/2026	
2/19/2026	
2/25/2026	

ND substitution: RL or RL/2 if <15% NDs.

Time Series

Constituent: Chloride (mg/L) Analysis Run 8/13/2026 4:35 PM View: Descriptive

Plant Scherer Client: Southern Company Data: Scherer AP

	SGWC-19	SGWC-20	SGWC-21	SGWC-22	SGWC-23	PZ-13S	PZ-14S	PZ-17I	PZ-39S
5/12/2016		10.8	7.93	10.6	9.63				
5/13/2016	8.16								
6/29/2016	7.6	11	7.7	9.7	8.8				
8/19/2016				11	9.6				
8/22/2016	8.2	11	7.9						
10/18/2016	7.7	10	7.1	10	9.6				
12/7/2016			7.7	10	9.7				
12/8/2016	7.8	9.7							
2/15/2017					10				
2/16/2017	7.4	9.8	7.4	9.8					
4/13/2017	7.5	10	7.4	9.6	9				
6/28/2017	7.9	12	8.1	10	9.6				
10/12/2017	7.4	11	8.1	9.7	9.3				
6/7/2018		9.9	8.6	10	10				
6/8/2018	7.2								
10/17/2018									8.3
10/18/2018		11						5.5	
12/17/2018	7.3		9.3	10	9.9				
1/10/2019							3.3		
4/2/2019	7.3	11	9.3	10	8.9				
9/17/2019	7.4	11	10						
9/18/2019				10	9.7				
2/13/2020							4.6		
3/23/2020	7.7	10	11						
3/24/2020				10	9.1				
9/15/2020	7.7	11	12	11	10				
3/30/2021	8.3	9.9	13						
3/31/2021				11	11				
8/18/2021			13	11	11				
8/19/2021	9.4	10							
2/8/2022						8.9	4.1		
2/9/2022								6.9	5.8
2/10/2022				10	12				
2/11/2022	10	9.6	11						
8/22/2022	9.6	9.4	10	11	12				
8/23/2022							3.9		6.1
8/24/2022						9.3		7	
2/22/2023	10	8.8							
2/23/2023			8.9	11	12	10	4.8	7.4	
2/24/2023									6.9
8/1/2023							3.9	6.5	
8/2/2023						9.7			6.2
8/7/2023	9.9	9.3		11					
8/8/2023			7.7		12				
2/20/2024	12								
2/21/2024				12	14	11			
2/26/2024		11						7.6	
2/27/2024			7.9						7
2/28/2024							4.3		
8/1/2024	1.2							7.3	
8/2/2024		10	7.9 (J)	11	10				
8/5/2024						1.3	4		

Time Series

Constituent: Chloride (mg/L) Analysis Run 8/13/2026 4:35 PM View: Descriptive

Plant Scherer Client: Southern Company Data: Scherer AP

	SGWC-19	SGWC-20	SGWC-21	SGWC-22	SGWC-23	PZ-13S	PZ-14S	PZ-17I	PZ-39S
8/6/2024									6.5
2/19/2025						12	5.4		
2/20/2025		6.3 (J)	5.5	10					
2/21/2025	12				8			4.9 (J)	
2/24/2025									6.1
7/24/2025	11	8							
7/28/2025			5.3	9.3	6.9				
7/29/2025							3.2	5.8	4.8
7/30/2025						10			
2/17/2026		8.2							
2/18/2026	9.8		5					6.1	
2/19/2026				8.6	7.3		3.5		
2/26/2026									6
2/27/2026						11			

Time Series

Constituent: Chloride (mg/L) Analysis Run 8/13/2026 4:35 PM View: Descriptive

Plant Scherer Client: Southern Company Data: Scherer AP

	PZ-40I
5/12/2016	
5/13/2016	
6/29/2016	
8/19/2016	
8/22/2016	
10/18/2016	
12/7/2016	
12/8/2016	
2/15/2017	
2/16/2017	
4/13/2017	
6/28/2017	
10/12/2017	
6/7/2018	
6/8/2018	
10/17/2018	
10/18/2018	9.3
12/17/2018	
1/10/2019	
4/2/2019	
9/17/2019	
9/18/2019	
2/13/2020	
3/23/2020	
3/24/2020	
9/15/2020	
3/30/2021	
3/31/2021	
8/18/2021	
8/19/2021	
2/8/2022	
2/9/2022	
2/10/2022	10
2/11/2022	
8/22/2022	
8/23/2022	8.7
8/24/2022	
2/22/2023	
2/23/2023	
2/24/2023	8.9
8/1/2023	8.9
8/2/2023	
8/7/2023	
8/8/2023	
2/20/2024	
2/21/2024	
2/26/2024	
2/27/2024	10
2/28/2024	
8/1/2024	
8/2/2024	
8/5/2024	12 (J)

Time Series

Constituent: Chloride (mg/L) Analysis Run 8/13/2026 4:35 PM View: Descriptive

Plant Scherer Client: Southern Company Data: Scherer AP

	PZ-40I
8/6/2024	
2/19/2025	
2/20/2025	<25
2/21/2025	
2/24/2025	
7/24/2025	
7/28/2025	
7/29/2025	7.3
7/30/2025	
2/17/2026	
2/18/2026	7.1
2/19/2026	
2/26/2026	
2/27/2026	

ND substitution: RL or RL/2 if <15% NDs.

Time Series

Constituent: Chloride (mg/L) Analysis Run 8/13/2026 4:35 PM View: Descriptive

Plant Scherer Client: Southern Company Data: Scherer AP

	PZ-41S	PZ-42I	PZ-43S	PZ-44I	PZ-69I	PZ-70	PZ-29S	PZ-30I	SGWC-10A
10/16/2018				4.3					
10/18/2018	6.8	12	6.3						
1/3/2019								3.8	
1/8/2019							7.3		
2/13/2020								2.2	
2/14/2020							7.6		
2/19/2020	6.7								
2/9/2022	6.8	11	7.5	2.5					
2/10/2022					12				
8/22/2022		12							
8/24/2022	7		8.2	2.7	10				
2/23/2023	8.1	13							
2/24/2023			7.8		9.2				
2/28/2023				2.7					
8/2/2023	7.6	12	8.2	2.6	8.2				
2/23/2024				3.1	9.7				
2/27/2024	10	13	9.5						
8/1/2024				2.9					
8/2/2024			9.9 (J)		8.4				
8/5/2024		3 (J)							
8/6/2024	8.7								
2/20/2025		11							
2/21/2025	9.5 (J)								
2/24/2025			7.6	3.2	9.9				
7/29/2025	10	9.6	7.6	2.1	12	13			
10/8/2025							7.7	4.5	
2/18/2026	12								
2/20/2026		12		3.1					
2/26/2026			8.1		12		7.7	4.5	
3/2/2026						13			7.7
5/19/2026									7.2

Time Series

Constituent: Chromium (mg/L) Analysis Run 8/13/2026 4:35 PM View: Descriptive

Plant Scherer Client: Southern Company Data: Scherer AP

	SGWA-1 (bg)	SGWA-2 (bg)	SGWA-3 (bg)	SGWA-4 (bg)	SGWA-5 (bg)	SGWA-24 (bg)	SGWA-25 (bg)	SGWC-6	SGWC-7
5/10/2016	<0.005	0.0142	0.00634 (J)		<0.005	0.00393 (J)	<0.0025		
5/11/2016				0.00217 (J)				<0.005	<0.005
6/23/2016	<0.005	0.0118			<0.005	0.0027 (J)			
6/24/2016			0.0053 (J)	0.0015 (J)					
6/27/2016							<0.0025	<0.005	<0.005
8/16/2016	<0.005	0.0099	0.0071		<0.005	0.0038			
8/17/2016				0.0011 (J)			<0.0025	<0.005	<0.005
10/13/2016	<0.005					0.0031			
10/14/2016		0.0045	0.0067		0.0012 (J)		<0.0025		
10/17/2016				0.0032				<0.005	
10/18/2016									<0.005
12/5/2016						0.0027			
12/6/2016	<0.005	0.0043	0.0063	0.0028	<0.005		<0.0025	<0.005	<0.005
2/14/2017	<0.005	0.014	0.0076	0.0046	<0.005	0.0037	<0.0025	<0.005	<0.005
4/10/2017						0.0037			
4/11/2017	<0.005	0.014	0.0098	0.005	<0.005		<0.0025		
4/12/2017								<0.005	<0.005
6/26/2017	<0.005	0.014	0.012	0.0061	0.0021 (J)	0.0047			
6/27/2017							<0.0025	<0.005	<0.005
3/26/2018	<0.005	0.013	0.012			0.0042			
3/27/2018				0.0058	<0.005		<0.0025	<0.005	<0.005
6/5/2018	0.0014 (J)	0.014			<0.005	0.0046	<0.0025		
6/6/2018			0.015	0.0048				<0.005	<0.005
10/5/2018	0.0014 (J)	0.016	0.015			0.0058			
10/8/2018				0.0098	0.0011 (J)		<0.0025	<0.005	
10/9/2018									<0.005
2/18/2019	0.0017 (J)	0.012		0.0059					
2/19/2019			0.014		<0.005	0.0038	<0.0025		
2/20/2019								<0.005	<0.005
3/28/2019			0.013	0.0046	<0.005		<0.0025		
3/29/2019	0.0017 (J)	0.014				0.0043			
4/1/2019									<0.005
4/2/2019								<0.005	
9/12/2019					0.0023 (J)				
9/13/2019						0.0056			
9/16/2019	0.0017 (J)	0.014	0.019	0.0064			0.0015 (J)	<0.005	
9/17/2019									<0.005
2/13/2020	<0.005	0.011				0.0036			
2/17/2020					<0.005		<0.0025		
2/18/2020			0.02	0.0062				<0.005	<0.005
3/17/2020		0.014	0.018		<0.005		<0.0025		
3/18/2020	0.0024			0.0047		0.0047			
3/25/2020								<0.005	
3/26/2020									<0.005
5/19/2020	<0.005	0.014	0.021	0.0058	<0.005	0.0051	<0.0025		
9/14/2020	<0.005	0.014	0.018	0.0054	<0.005	0.005	0.0021	<0.005	<0.005
2/9/2021	<0.005	0.014	0.019	0.0053	<0.005	0.0052	0.0023	<0.005	<0.005
3/30/2021	0.0026	0.014				0.0047			
3/31/2021			0.018	0.0037	<0.005				
4/1/2021								<0.005	<0.005
4/7/2021							0.0024		
8/17/2021	<0.005	0.013		0.0053			0.0047		

ND substitution: RL or RL/2 if <15% NDs.

Time Series

Constituent: Chromium (mg/L) Analysis Run 8/13/2026 4:35 PM View: Descriptive

Plant Scherer Client: Southern Company Data: Scherer AP

	SGWA-1 (bg)	SGWA-2 (bg)	SGWA-3 (bg)	SGWA-4 (bg)	SGWA-5 (bg)	SGWA-24 (bg)	SGWA-25 (bg)	SGWC-6	SGWC-7
8/18/2021			0.02		<0.005	0.0056		<0.005	0.0026
2/9/2022	0.0017 (J)	0.014	0.019	0.0048	<0.005		0.0023	<0.005	<0.005
2/10/2022						0.0048			
8/17/2022	0.0016 (J)	0.013							
8/18/2022			0.018	0.0064	0.0022	0.004	0.0028		<0.005
8/19/2022								<0.005	
2/21/2023	0.0025		0.023		0.0017 (J)				
2/22/2023		0.015		0.0058				<0.005	<0.005
2/23/2023						0.0058	0.0025		
8/1/2023	0.0029	0.014			0.0016 (J)			<0.005	
8/7/2023			0.024	0.0065					
8/8/2023						0.005	0.004		<0.005
2/20/2024	0.0024	0.015		0.0058				<0.005	
2/21/2024			0.023		0.0032	0.0068			0.002
2/27/2024							0.0027		
7/31/2024	0.0027	0.015	0.027	0.0064	0.0015 (J)	0.0053	0.004		<0.005
8/1/2024								<0.005	
2/19/2025				0.0056		0.006	0.0048		0.0014 (J)
2/20/2025	0.0033	0.015	0.027		0.0016 (J)			<0.005	
7/24/2025	0.0043 (J)	0.016	0.028	0.0054					
7/28/2025						0.0053			
7/29/2025								<0.005	
7/30/2025							0.0038 (J)		<0.005
7/31/2025					<0.005				
2/19/2026			0.022	0.0048 (J)		0.0052		<0.005	
2/20/2026		0.013					0.0043 (J)		<0.005
3/2/2026	<0.005				0.004 (J)				

ND substitution: RL or RL/2 if <15% NDs.

Time Series

Constituent: Chromium (mg/L) Analysis Run 8/13/2026 4:35 PM View: Descriptive

Plant Scherer Client: Southern Company Data: Scherer AP

	SGWC-8
5/10/2016	
5/11/2016	<0.005
6/23/2016	
6/24/2016	
6/27/2016	<0.005
8/16/2016	
8/17/2016	<0.005
10/13/2016	
10/14/2016	
10/17/2016	<0.005
10/18/2016	
12/5/2016	
12/6/2016	<0.005
2/14/2017	<0.005
4/10/2017	
4/11/2017	
4/12/2017	0.0011 (J)
6/26/2017	
6/27/2017	<0.005
3/26/2018	
3/27/2018	0.0012 (J)
6/5/2018	
6/6/2018	0.0013 (J)
10/5/2018	
10/8/2018	
10/9/2018	0.0016 (J)
2/18/2019	
2/19/2019	
2/20/2019	0.0021 (J)
3/28/2019	
3/29/2019	
4/1/2019	0.0013 (J)
4/2/2019	
9/12/2019	
9/13/2019	
9/16/2019	
9/17/2019	0.0031
2/13/2020	
2/17/2020	
2/18/2020	0.0015 (J)
3/17/2020	
3/18/2020	
3/25/2020	<0.005
3/26/2020	
5/19/2020	
9/14/2020	<0.005
2/9/2021	<0.005
3/30/2021	
3/31/2021	
4/1/2021	<0.005
4/7/2021	
8/17/2021	

ND substitution: RL or RL/2 if <15% NDs.

Time Series

Constituent: Chromium (mg/L) Analysis Run 8/13/2026 4:35 PM View: Descriptive

Plant Scherer Client: Southern Company Data: Scherer AP

	SGWC-8
8/18/2021	<0.005
2/9/2022	
2/10/2022	<0.005
8/17/2022	
8/18/2022	0.055
8/19/2022	
2/21/2023	
2/22/2023	0.0023
2/23/2023	
8/1/2023	
8/7/2023	
8/8/2023	0.0028
2/20/2024	
2/21/2024	0.0054
2/27/2024	
7/31/2024	
8/1/2024	0.0032
2/19/2025	0.003
2/20/2025	
7/24/2025	
7/28/2025	
7/29/2025	
7/30/2025	<0.005
7/31/2025	
2/19/2026	<0.005
2/20/2026	
3/2/2026	

ND substitution: RL or RL/2 if <15% NDs.

Time Series

Constituent: Chromium (mg/L) Analysis Run 8/13/2026 4:35 PM View: Descriptive

Plant Scherer Client: Southern Company Data: Scherer AP

	SGWC-9	SGWC-10	SGWC-11	SGWC-12	SGWC-13	SGWC-14	SGWC-15	SGWC-16	SGWC-17
5/11/2016	<0.005	<0.005	<0.005	<0.005					
5/12/2016					<0.005	<0.005	0.0335	0.00943 (J)	0.0077 (J)
5/13/2016									
6/28/2016		<0.005	<0.005	<0.005	<0.005	0.0008 (J)	0.0339	0.0093 (J)	
6/29/2016	<0.005								0.0036 (J)
6/30/2016									
8/17/2016		<0.005	<0.005						
8/18/2016				<0.005	<0.005	<0.005	0.034	0.0085	0.0027
8/22/2016	<0.005								
10/17/2016		<0.005	<0.005	0.0023 (J)	<0.005	0.0012 (J)			
10/18/2016	<0.005						0.033	0.0088	
10/19/2016									0.0048
12/6/2016		<0.005	<0.005	<0.005	<0.005				
12/7/2016	<0.005					0.0012 (J)	0.032	0.0079	0.0027
2/15/2017		<0.005	<0.005	<0.005	<0.005	<0.005	0.03		0.0044
2/16/2017	<0.005							0.0097	
4/12/2017		<0.005	<0.005	<0.005	<0.005	<0.005	0.035		
4/13/2017	<0.005							0.0098	0.0047
6/27/2017	<0.005	<0.005	<0.005	<0.005	<0.005	<0.005	0.035	0.0096	0.0029
6/28/2017									
3/27/2018		<0.005	<0.005	<0.005	<0.005	<0.005	0.031	0.0098	0.0045
3/28/2018	<0.005								
6/6/2018	<0.005	<0.005	<0.005	<0.005					
6/7/2018					<0.005	<0.005	0.032	0.01	0.0083
6/8/2018									
10/8/2018				<0.005	<0.005	<0.005		0.013	0.0055
10/9/2018	<0.005	<0.005							
10/16/2018			<0.005				0.032		
10/18/2018									
1/2/2019									
2/20/2019	<0.005	<0.005	<0.005	<0.005	<0.005	0.0016 (J)	0.038	0.013	0.0061
4/1/2019	<0.005	<0.005	<0.005	<0.005	<0.005	<0.005	0.032		
4/2/2019								0.01	0.004
9/16/2019	<0.005		<0.005	<0.005					
9/17/2019		<0.005			0.0017 (J)	0.0026	0.037	0.013	0.0078
2/18/2020			<0.005						
2/19/2020	<0.005	<0.005		<0.005	<0.005	<0.005	0.038	0.014	0.0045
2/20/2020									
3/24/2020									0.0079
3/25/2020	<0.005	<0.005	<0.005						
3/26/2020				<0.005					
3/27/2020					<0.005	0.0019 (J)	0.034	0.011	
9/14/2020	<0.005	<0.005	<0.005	<0.005	<0.005				
9/15/2020						<0.005	0.034	0.012	0.0091
2/9/2021	<0.005	<0.005	<0.005	<0.005	<0.005	<0.005	0.035	0.012	
2/10/2021									0.008
3/30/2021									
3/31/2021	<0.005	<0.005					0.034		
4/1/2021								0.012	0.0046
4/6/2021						<0.005			
4/7/2021			<0.005	<0.005	<0.005				
8/18/2021									0.012

ND substitution: RL or RL/2 if <15% NDs.

Time Series

Constituent: Chromium (mg/L) Analysis Run 8/13/2026 4:35 PM View: Descriptive

Plant Scherer Client: Southern Company Data: Scherer AP

	SGWC-9	SGWC-10	SGWC-11	SGWC-12	SGWC-13	SGWC-14	SGWC-15	SGWC-16	SGWC-17
8/19/2021	<0.005	<0.005	<0.005		<0.005	<0.005	0.032	0.011	
8/20/2021				<0.005					
2/10/2022	<0.005		<0.005	<0.005				0.012	
2/11/2022		<0.005			<0.005		0.032		0.0079
2/14/2022						<0.005			
8/18/2022	<0.005		<0.005	<0.005	<0.005				
8/19/2022		<0.005				0.0066	0.032		
8/23/2022									
8/31/2022								0.012	0.0088
2/22/2023	<0.005	<0.005	<0.005						0.0084
2/23/2023				<0.005	<0.005	<0.005	0.029	0.012	
8/2/2023			<0.005		<0.005				
8/7/2023	0.0039	0.0012 (J)		<0.005			0.035		0.0093
8/8/2023						0.0012 (J)		0.014	
2/21/2024	0.0017 (J)								
2/23/2024		<0.005	<0.005	<0.005	<0.005				
2/26/2024							0.035	0.013	0.0078
2/27/2024						0.0014 (J)			
8/1/2024	<0.005		<0.005	<0.005	<0.005	<0.005	0.037	0.014	
8/5/2024		<0.005							0.0028
2/19/2025	<0.005	<0.005		<0.005	<0.005	0.0013 (J)		0.015	0.0039
2/20/2025			<0.005				0.033		
2/21/2025									
7/23/2025								0.015	0.0066
7/25/2025									
7/30/2025	<0.005	<0.005			<0.005		0.03		
7/31/2025			<0.005	<0.005		<0.005			
2/17/2026							0.032		
2/18/2026			<0.005	<0.005	<0.005			0.016	0.0062
2/19/2026						<0.005			
2/25/2026	<0.005								

ND substitution: RL or RL/2 if <15% NDs.

Time Series

Constituent: Chromium (mg/L) Analysis Run 8/13/2026 4:35 PM View: Descriptive

Plant Scherer Client: Southern Company Data: Scherer AP

	SGWC-18
5/11/2016	
5/12/2016	
5/13/2016	0.00771 (J)
6/28/2016	
6/29/2016	
6/30/2016	0.007 (J)
8/17/2016	
8/18/2016	
8/22/2016	0.007
10/17/2016	
10/18/2016	
10/19/2016	0.0064
12/6/2016	
12/7/2016	0.0063
2/15/2017	
2/16/2017	0.007
4/12/2017	
4/13/2017	0.0061
6/27/2017	
6/28/2017	0.0059
3/27/2018	
3/28/2018	0.0082
6/6/2018	
6/7/2018	
6/8/2018	0.0086
10/8/2018	
10/9/2018	
10/16/2018	
10/18/2018	0.009
1/2/2019	0.0078
2/20/2019	0.011
4/1/2019	
4/2/2019	0.0092
9/16/2019	
9/17/2019	0.011
2/18/2020	
2/19/2020	
2/20/2020	0.011
3/24/2020	
3/25/2020	
3/26/2020	0.0096
3/27/2020	
9/14/2020	
9/15/2020	0.01
2/9/2021	
2/10/2021	0.01
3/30/2021	0.0098
3/31/2021	
4/1/2021	
4/6/2021	
4/7/2021	
8/18/2021	0.019

Time Series

Constituent: Chromium (mg/L) Analysis Run 8/13/2026 4:35 PM View: Descriptive

Plant Scherer Client: Southern Company Data: Scherer AP

	SGWC-18
8/19/2021	
8/20/2021	
2/10/2022	0.01
2/11/2022	
2/14/2022	
8/18/2022	
8/19/2022	
8/23/2022	0.0095
8/31/2022	
2/22/2023	0.0096
2/23/2023	
8/2/2023	
8/7/2023	0.01
8/8/2023	
2/21/2024	
2/23/2024	
2/26/2024	
2/27/2024	0.01
8/1/2024	
8/5/2024	0.01
2/19/2025	
2/20/2025	
2/21/2025	0.0098
7/23/2025	
7/25/2025	0.011
7/30/2025	
7/31/2025	
2/17/2026	
2/18/2026	
2/19/2026	
2/25/2026	

Time Series

Constituent: Chromium (mg/L) Analysis Run 8/13/2026 4:35 PM View: Descriptive

Plant Scherer Client: Southern Company Data: Scherer AP

	SGWC-19	SGWC-20	SGWC-21	SGWC-22	SGWC-23	PZ-13S	PZ-14S	PZ-17I	PZ-39S
5/12/2016		<0.005	<0.005	<0.005	<0.005				
5/13/2016	0.0151								
6/29/2016	0.0141	0.0009 (J)	0.0012 (J)	0.0007 (J)	0.0013 (J)				
8/19/2016				<0.005	<0.005				
8/22/2016	0.015	<0.005	<0.005						
10/18/2016	0.013	<0.005	<0.005	<0.005	<0.005				
12/7/2016			<0.005	<0.005	<0.005				
12/8/2016	0.013	<0.005							
2/15/2017					<0.005				
2/16/2017	0.015	<0.005	<0.005	<0.005					
4/13/2017	0.016	<0.005	<0.005	<0.005	0.0014 (J)				
6/28/2017	0.016	<0.005	<0.005	<0.005	0.0025				
3/27/2018					0.0012 (J)				
3/28/2018	0.014	<0.005	<0.005	<0.005					
6/7/2018		<0.005	<0.005	<0.005	<0.005				
6/8/2018	0.015								
10/8/2018			<0.005	0.0012 (J)	0.0017 (J)				
10/9/2018	0.017								
10/17/2018									0.0027
10/18/2018		<0.005						0.0049	
1/10/2019							0.0029		
2/19/2019				<0.005	<0.005				
2/20/2019	0.017	<0.005	0.0015 (J)						
4/2/2019	0.014	<0.005	<0.005	0.0012 (J)	0.0011 (J)				
9/17/2019	0.017	0.0022 (J)	0.0016 (J)						
9/18/2019				0.0024 (J)	0.0024 (J)				
2/13/2020							0.0022		
2/18/2020		<0.005	<0.005	0.0015 (J)	<0.005				
2/19/2020	0.017								
3/23/2020	0.015	<0.005	<0.005						
3/24/2020				<0.005	<0.005				
9/15/2020	0.015	<0.005	0.002	0.0025	0.0017 (J)				
2/10/2021	0.015	<0.005	<0.005	0.0015 (J)	0.0017 (J)				
3/30/2021	0.014	<0.005	<0.005						
3/31/2021				<0.005	0.0016 (J)				
8/18/2021			0.0022	<0.005	0.0019 (J)				
8/19/2021	0.014	<0.005							
2/8/2022						0.003	0.0018 (J)		
2/9/2022								0.0036	0.028
2/10/2022				<0.005	0.0015 (J)				
2/11/2022	0.015	<0.005	<0.005						
8/22/2022	0.013	<0.005	0.0016 (J)	0.0022	0.0017 (J)				
8/23/2022							0.0024		0.014
8/24/2022						0.0034		0.0037	
2/22/2023	0.013	<0.005							
2/23/2023			<0.005	<0.005	0.0016 (J)	0.0034	0.0022	0.0042	
2/24/2023									0.03
8/1/2023							0.0021	0.0027	
8/2/2023						0.0027			0.026
8/7/2023	0.015	0.0016 (J)		0.0015 (J)					
8/8/2023			<0.005		0.0025				
2/20/2024	0.018								

ND substitution: RL or RL/2 if <15% NDs.

Time Series

Constituent: Chromium (mg/L) Analysis Run 8/13/2026 4:35 PM View: Descriptive

Plant Scherer Client: Southern Company Data: Scherer AP

	SGWC-19	SGWC-20	SGWC-21	SGWC-22	SGWC-23	PZ-13S	PZ-14S	PZ-17I	PZ-39S
2/21/2024				0.003	0.0031	0.0047			
2/26/2024		0.0014 (J)						0.0033	
2/27/2024			<0.005						0.021
2/28/2024							0.0023		
8/1/2024	0.016							0.0029	
8/2/2024		0.0012 (J)	<0.005	<0.005	0.0019 (J)				
8/5/2024						0.0025	0.0013 (J)		
8/6/2024									0.021
2/19/2025						0.0036	0.0024		
2/20/2025		0.0024	<0.005	0.0013 (J)					
2/21/2025	0.015				0.0022			0.0032	
2/24/2025									0.023
7/24/2025	0.016	<0.005							
7/28/2025			<0.005	<0.005	<0.005				
7/29/2025							<0.005	<0.005	0.028
7/30/2025						<0.005			
2/17/2026		<0.005							
2/18/2026	0.016		<0.005					<0.005	
2/19/2026				<0.005	<0.005		<0.005		
2/26/2026									0.028
2/27/2026						<0.005			

ND substitution: RL or RL/2 if <15% NDs.

Time Series

Constituent: Chromium (mg/L) Analysis Run 8/13/2026 4:35 PM View: Descriptive

Plant Scherer Client: Southern Company Data: Scherer AP

	PZ-40I
5/12/2016	
5/13/2016	
6/29/2016	
8/19/2016	
8/22/2016	
10/18/2016	
12/7/2016	
12/8/2016	
2/15/2017	
2/16/2017	
4/13/2017	
6/28/2017	
3/27/2018	
3/28/2018	
6/7/2018	
6/8/2018	
10/8/2018	
10/9/2018	
10/17/2018	
10/18/2018	<0.005
1/10/2019	
2/19/2019	
2/20/2019	
4/2/2019	
9/17/2019	
9/18/2019	
2/13/2020	
2/18/2020	
2/19/2020	
3/23/2020	
3/24/2020	
9/15/2020	
2/10/2021	
3/30/2021	
3/31/2021	
8/18/2021	
8/19/2021	
2/8/2022	
2/9/2022	
2/10/2022	<0.005
2/11/2022	
8/22/2022	
8/23/2022	<0.005
8/24/2022	
2/22/2023	
2/23/2023	
2/24/2023	<0.005
8/1/2023	<0.005
8/2/2023	
8/7/2023	
8/8/2023	
2/20/2024	

ND substitution: RL or RL/2 if <15% NDs.

Time Series

Constituent: Chromium (mg/L) Analysis Run 8/13/2026 4:35 PM View: Descriptive

Plant Scherer Client: Southern Company Data: Scherer AP

	PZ-40I
2/21/2024	
2/26/2024	
2/27/2024	<0.005
2/28/2024	
8/1/2024	
8/2/2024	
8/5/2024	<0.005
8/6/2024	
2/19/2025	
2/20/2025	<0.005
2/21/2025	
2/24/2025	
7/24/2025	
7/28/2025	
7/29/2025	<0.005
7/30/2025	
2/17/2026	
2/18/2026	<0.005
2/19/2026	
2/26/2026	
2/27/2026	

ND substitution: RL or RL/2 if <15% NDs.

Time Series

Constituent: Chromium (mg/L) Analysis Run 8/13/2026 4:35 PM View: Descriptive

Plant Scherer Client: Southern Company Data: Scherer AP

	PZ-41S	PZ-42I	PZ-43S	PZ-44I	PZ-69I	PZ-70	PZ-29S	PZ-30I	SGWC-10A
10/16/2018				0.0046					
10/18/2018	<0.0025	<0.005	<0.002						
1/3/2019								0.0072	
1/8/2019							<0.005		
2/13/2020								0.0087	
2/14/2020							<0.005		
2/19/2020	0.0058								
2/9/2022	0.0058	<0.005	<0.002	<0.005					
2/10/2022					<0.005				
8/22/2022		0.003							
8/24/2022	0.0051		<0.002	<0.005	<0.005				
2/23/2023	0.0059	<0.005							
2/24/2023			0.002		<0.005				
2/28/2023				<0.005					
8/2/2023	0.0056	<0.005	0.0012 (J)	<0.005	<0.005				
2/23/2024				0.0013 (J)	<0.005				
2/27/2024	0.0058	<0.005	0.002						
8/1/2024				<0.005					
8/2/2024			<0.002		<0.005				
8/5/2024		<0.005							
8/6/2024	0.005								
2/20/2025		0.0012 (J)							
2/21/2025	0.0059								
2/24/2025			0.002	<0.005	<0.005				
7/29/2025	0.0056	<0.005	0.0053	<0.005	<0.005	<0.005			
10/8/2025							<0.005	0.0092	
2/18/2026	0.0059								
2/20/2026		<0.005		<0.005					
2/26/2026			0.0044 (J)		<0.005		<0.005	0.011	
3/2/2026						<0.005			<0.005
5/19/2026									<0.005

ND substitution: RL or RL/2 if <15% NDs.

Time Series

Constituent: Cobalt (mg/L) Analysis Run 8/13/2026 4:35 PM View: Descriptive

Plant Scherer Client: Southern Company Data: Scherer AP

	SGWA-1 (bg)	SGWA-2 (bg)	SGWA-3 (bg)	SGWA-4 (bg)	SGWA-5 (bg)	SGWA-24 (bg)	SGWA-25 (bg)	SGWC-6	SGWC-7
5/10/2016	0.0184	<0.005	<0.005		<0.005	<0.005	0.0132		
5/11/2016				<0.005				<0.005	0.0116
6/23/2016	0.0168	0.0004 (J)			<0.005	0.0004 (J)			
6/24/2016			<0.005	<0.005					
6/27/2016							0.0099 (J)	0.002 (J)	0.0143
8/16/2016	0.016	<0.005	0.00051 (J)		<0.005	<0.005			
8/17/2016				0.00041 (J)			0.01	0.0018 (J)	0.012
10/13/2016	0.02					0.0004 (J)			
10/14/2016		<0.005	<0.005		<0.005		0.013		
10/17/2016				<0.005				0.0016 (J)	
10/18/2016									0.0099
12/5/2016						<0.005			
12/6/2016	0.016	<0.005	<0.005	<0.005	<0.005		0.016	0.0012 (J)	0.011
2/14/2017	0.011	<0.005	<0.005	<0.005	<0.005	<0.005	0.018	0.0022 (J)	0.0093
4/10/2017						<0.005			
4/11/2017	0.0098	<0.005	<0.005	<0.005	<0.005		0.015		
4/12/2017								0.0023 (J)	0.0062
6/26/2017	0.01	<0.005	<0.005	<0.005	<0.005	<0.005			
6/27/2017							0.0088	0.0045	0.021
3/26/2018	0.0065	<0.005	<0.005			<0.005			
3/27/2018				<0.005	<0.005		0.014	0.004	0.0054
6/5/2018	0.0028	<0.005			<0.005	<0.005	0.0095		
6/6/2018			<0.005	<0.005				0.0021 (J)	0.0034
10/5/2018	0.00075 (J)	<0.005	<0.005			0.00058 (J)			
10/8/2018				<0.005	<0.005		0.0047	<0.005	
10/9/2018									0.013
2/18/2019	0.0008 (J)	<0.005		<0.005					
2/19/2019			<0.005		<0.005	<0.005	0.005		
2/20/2019								0.00011 (J)	0.0057
3/28/2019			<0.005	<0.005	<0.005		0.0042		
3/29/2019	0.00072 (J)	<0.005				<0.005			
4/1/2019									0.0046
4/2/2019								<0.005	
9/12/2019					<0.005				
9/13/2019						0.00018 (J)			
9/16/2019	0.0014 (J)	<0.005	<0.005	<0.005			0.0045	0.00013 (J)	
9/17/2019									0.0039
2/13/2020	0.0014 (J)	<0.005				<0.005			
2/17/2020					<0.005		0.0044		
2/18/2020			<0.005	<0.005				<0.005	0.0067
3/17/2020		<0.005	<0.005		<0.005		0.0039		
3/18/2020	0.0021 (J)			0.00032 (J)		0.00016 (J)			
3/25/2020								0.00027 (J)	
3/26/2020									0.0033
9/14/2020	0.0013 (J)	<0.005	<0.005	<0.005	<0.005	0.00031 (J)	0.002 (J)	<0.005	0.0063
2/9/2021	0.0013 (J)	<0.005	<0.005	<0.005	<0.005	0.00023 (J)	0.0011 (J)	<0.005	0.0069
3/30/2021	0.0013 (J)	0.00021 (J)				<0.005			
3/31/2021			<0.005	<0.005	<0.005				
4/1/2021								<0.005	0.0029
4/7/2021							0.0013 (J)		
8/17/2021	0.00072 (J)	<0.005		<0.005			0.0011 (J)		
8/18/2021			<0.005		<0.005	0.00057 (J)		0.00024 (J)	0.0021 (J)

ND substitution: RL or RL/2 if <15% NDs.

Time Series

Constituent: Cobalt (mg/L) Analysis Run 8/13/2026 4:35 PM View: Descriptive

Plant Scherer Client: Southern Company Data: Scherer AP

	SGWA-1 (bg)	SGWA-2 (bg)	SGWA-3 (bg)	SGWA-4 (bg)	SGWA-5 (bg)	SGWA-24 (bg)	SGWA-25 (bg)	SGWC-6	SGWC-7
2/9/2022	0.00089 (J)	<0.005	<0.005	<0.005	<0.005		0.00045 (J)	<0.005	0.0024 (J)
2/10/2022						<0.005			
8/17/2022	0.00055 (J)	<0.005							
8/18/2022			<0.005	<0.005	<0.005	<0.005	<0.005		0.0012 (J)
8/19/2022								<0.005	
2/21/2023	0.00071 (J)		<0.005		<0.005				
2/22/2023		<0.005		<0.005				0.0003 (J)	0.0014 (J)
2/23/2023						<0.005	<0.005		
8/1/2023	0.00072 (J)	<0.005			<0.005			<0.005	
8/7/2023			<0.005	<0.005					
8/8/2023						<0.005	<0.005		0.00049 (J)
2/20/2024	0.0013 (J)	<0.005		<0.005				<0.005	
2/21/2024			<0.005		<0.005	<0.005			0.00032 (J)
2/27/2024							0.00078 (J)		
7/31/2024	0.00032 (J)	<0.005	<0.005	<0.005	<0.005	<0.005	<0.005		0.00034 (J)
8/1/2024								<0.005	
2/19/2025				<0.005		<0.005	0.00045 (J)		0.00023 (J)
2/20/2025	0.00024 (J)	<0.005	<0.005		<0.005			<0.005	
7/24/2025	<0.005	<0.005	<0.005	<0.005					
7/28/2025						<0.005			
7/29/2025								<0.005	
7/30/2025							<0.005		<0.005
7/31/2025					<0.005				
2/19/2026			<0.005	<0.005		<0.005		<0.005	
2/20/2026		<0.005					<0.005		<0.005
3/2/2026	<0.005				0.0026 (J)				

ND substitution: RL or RL/2 if <15% NDs.

Time Series

Constituent: Cobalt (mg/L) Analysis Run 8/13/2026 4:35 PM View: Descriptive

Plant Scherer Client: Southern Company Data: Scherer AP

	SGWC-8
5/10/2016	
5/11/2016	0.00265 (J)
6/23/2016	
6/24/2016	
6/27/2016	0.0012 (J)
8/16/2016	
8/17/2016	0.00049 (J)
10/13/2016	
10/14/2016	
10/17/2016	<0.005
10/18/2016	
12/5/2016	
12/6/2016	<0.005
2/14/2017	<0.005
4/10/2017	
4/11/2017	
4/12/2017	<0.005
6/26/2017	
6/27/2017	<0.005
3/26/2018	
3/27/2018	<0.005
6/5/2018	
6/6/2018	<0.005
10/5/2018	
10/8/2018	
10/9/2018	<0.005
2/18/2019	
2/19/2019	
2/20/2019	0.00014 (J)
3/28/2019	
3/29/2019	
4/1/2019	<0.005
4/2/2019	
9/12/2019	
9/13/2019	
9/16/2019	
9/17/2019	0.00013 (J)
2/13/2020	
2/17/2020	
2/18/2020	<0.005
3/17/2020	
3/18/2020	
3/25/2020	0.00032 (J)
3/26/2020	
9/14/2020	<0.005
2/9/2021	<0.005
3/30/2021	
3/31/2021	
4/1/2021	<0.005
4/7/2021	
8/17/2021	
8/18/2021	0.00021 (J)

ND substitution: RL or RL/2 if <15% NDs.

Time Series

Constituent: Cobalt (mg/L) Analysis Run 8/13/2026 4:35 PM View: Descriptive

Plant Scherer Client: Southern Company Data: Scherer AP

	SGWC-8
2/9/2022	
2/10/2022	<0.005
8/17/2022	
8/18/2022	0.00075 (J)
8/19/2022	
2/21/2023	
2/22/2023	<0.005
2/23/2023	
8/1/2023	
8/7/2023	
8/8/2023	<0.005
2/20/2024	
2/21/2024	<0.005
2/27/2024	
7/31/2024	
8/1/2024	<0.005
2/19/2025	<0.005
2/20/2025	
7/24/2025	
7/28/2025	
7/29/2025	
7/30/2025	<0.005
7/31/2025	
2/19/2026	<0.005
2/20/2026	
3/2/2026	

ND substitution: RL or RL/2 if <15% NDs.

Time Series

Constituent: Cobalt (mg/L) Analysis Run 8/13/2026 4:35 PM View: Descriptive

Plant Scherer Client: Southern Company Data: Scherer AP

	SGWC-9	SGWC-10	SGWC-11	SGWC-12	SGWC-13	SGWC-14	SGWC-15	SGWC-16	SGWC-17
5/11/2016	0.0156	0.0191	0.0378	0.00648 (J)					
5/12/2016					0.0145	0.00605 (J)	0.267	0.00303 (J)	<0.0025
5/13/2016									
6/28/2016		0.0192	0.0332	0.0051 (J)	0.011	0.0115	0.255	0.0029 (J)	
6/29/2016	0.0147								0.0007 (J)
6/30/2016									
8/17/2016		0.022	0.03						
8/18/2016				0.0035	0.0099	0.011	0.26	0.0029	0.00078 (J)
8/22/2016	0.017								
10/17/2016		0.05	0.032	0.003	0.01	0.017			
10/18/2016	0.017						0.28	0.0034	
10/19/2016									0.00094 (J)
12/6/2016		0.04	0.029	0.0036	0.0079				
12/7/2016	0.014					0.0043	0.26	0.003	0.00056 (J)
2/15/2017		0.038	0.029	0.004	0.0073	0.0059	0.24		0.00069 (J)
2/16/2017	0.014							0.0033	
4/12/2017		0.018	0.028	0.0039	0.0078	0.017	0.28		
4/13/2017	0.014							0.0034	0.00049 (J)
6/27/2017	0.013	0.014	0.029	0.0042	0.0068	0.013	0.29	0.0037	0.00041 (J)
6/28/2017									
3/27/2018		0.026	0.024	0.0035	0.0035	0.0083	0.27	0.0037	<0.0025
3/28/2018	0.0087								
6/6/2018	0.0064	0.018	0.026	0.0038					
6/7/2018					0.0039	0.0025	0.3	0.0037	<0.0025
6/8/2018									
10/8/2018				0.0037	0.0036	0.0071		0.0044	0.00046 (J)
10/9/2018	0.0049	0.03							
10/16/2018			0.023				0.27		
10/18/2018									
1/2/2019									
2/20/2019	0.01	0.034	0.024	0.0032	0.004	0.011	0.26	0.0038	0.00035 (J)
4/1/2019	0.01	0.025	0.021	0.0029	0.003	0.014	0.26		
4/2/2019								0.0041	<0.0025
9/16/2019	0.001 (J)		0.022	0.003					
9/17/2019		0.022			0.0024 (J)	0.0096	0.27	0.0042	0.00048 (J)
2/18/2020			0.018						
2/19/2020	0.0082	0.027		0.0027	0.0018 (J)	0.0099	0.28	0.0047	0.00034 (J)
2/20/2020									
3/24/2020									0.00044 (J)
3/25/2020	0.0064	0.029	0.024						
3/26/2020				0.0024 (J)					
3/27/2020					0.002 (J)	0.0093	0.28	0.0047	
9/14/2020	0.00048 (J)	0.022	0.019	0.001 (J)	0.0022 (J)				
9/15/2020						0.0076	0.25	0.0043	0.00041 (J)
2/9/2021	0.0032	0.03	0.019	0.0014 (J)	0.0024 (J)	0.0052	0.26	0.0045	
2/10/2021									0.00049 (J)
3/30/2021									
3/31/2021	0.0046	0.026					0.26		
4/1/2021								0.0049	0.00041 (J)
4/6/2021						0.0072			
4/7/2021			0.019	0.0017 (J)	0.0018 (J)				
8/18/2021									0.00043 (J)

ND substitution: RL or RL/2 if <15% NDs.

Time Series

Constituent: Cobalt (mg/L) Analysis Run 8/13/2026 4:35 PM View: Descriptive

Plant Scherer Client: Southern Company Data: Scherer AP

	SGWC-9	SGWC-10	SGWC-11	SGWC-12	SGWC-13	SGWC-14	SGWC-15	SGWC-16	SGWC-17
8/19/2021	0.00072 (J)	0.022	0.014		0.0021 (J)	0.0047	0.27	0.0051	
8/20/2021				0.0019 (J)					
2/10/2022	0.0022 (J)		0.021	0.00079 (J)				0.0049	
2/11/2022		0.023			0.0015 (J)		0.23		0.00036 (J)
2/14/2022						0.0065			
8/18/2022	0.00084 (J)		0.012	0.001 (J)	0.0019 (J)				
8/19/2022		0.022				0.01	0.25		
8/23/2022									
8/31/2022								0.0054	0.00045 (J)
2/22/2023	0.00062 (J)	0.025	0.023						0.00043 (J)
2/23/2023				0.0014 (J)	0.0016 (J)	0.0047	0.23	0.0056	
8/2/2023			0.022		0.0016 (J)				
8/7/2023	0.00053 (J)	0.025		0.0013 (J)			0.26		0.00052 (J)
8/8/2023						0.0092		0.0069	
2/21/2024	0.00066 (J)								
2/23/2024		0.03	0.022	0.0018 (J)	0.0015 (J)				
2/26/2024							0.27	0.0073	0.0006 (J)
2/27/2024						0.0038			
8/1/2024	0.00068 (J)		0.018	0.0023 (J)	0.0022 (J)	0.014	0.3	0.0086	
8/5/2024		0.023							0.00045 (J)
2/19/2025	0.00058 (J)	0.026		0.0018 (J)	0.0018 (J)	0.014		0.0082	0.00048 (J)
2/20/2025			0.02				0.23		
2/21/2025									
7/23/2025								0.0093	0.00059 (J)
7/25/2025									
7/30/2025	<0.005	0.015			0.002 (J)		0.23		
7/31/2025			0.017	0.0017 (J)		0.039			
2/17/2026							0.26		
2/18/2026			0.023	0.003 (J)	0.0021 (J)			0.011	0.00056 (J)
2/19/2026						0.063			
2/25/2026	<0.005								

ND substitution: RL or RL/2 if <15% NDs.

Time Series

Constituent: Cobalt (mg/L) Analysis Run 8/13/2026 4:35 PM View: Descriptive

Plant Scherer Client: Southern Company Data: Scherer AP

	SGWC-18
5/11/2016	
5/12/2016	
5/13/2016	0.116
6/28/2016	
6/29/2016	
6/30/2016	0.112
8/17/2016	
8/18/2016	
8/22/2016	0.13
10/17/2016	
10/18/2016	
10/19/2016	0.14
12/6/2016	
12/7/2016	0.11
2/15/2017	
2/16/2017	0.11
4/12/2017	
4/13/2017	0.094
6/27/2017	
6/28/2017	0.085
3/27/2018	
3/28/2018	0.16
6/6/2018	
6/7/2018	
6/8/2018	0.19
10/8/2018	
10/9/2018	
10/16/2018	
10/18/2018	0.21
1/2/2019	0.11
2/20/2019	0.19
4/1/2019	
4/2/2019	0.18
9/16/2019	
9/17/2019	0.16
2/18/2020	
2/19/2020	
2/20/2020	0.14
3/24/2020	
3/25/2020	
3/26/2020	0.15
3/27/2020	
9/14/2020	
9/15/2020	0.12
2/9/2021	
2/10/2021	0.11
3/30/2021	0.11
3/31/2021	
4/1/2021	
4/6/2021	
4/7/2021	
8/18/2021	0.095

Time Series

Constituent: Cobalt (mg/L) Analysis Run 8/13/2026 4:35 PM View: Descriptive

Plant Scherer Client: Southern Company Data: Scherer AP

	SGWC-18
8/19/2021	
8/20/2021	
2/10/2022	0.09
2/11/2022	
2/14/2022	
8/18/2022	
8/19/2022	
8/23/2022	0.088
8/31/2022	
2/22/2023	0.072
2/23/2023	
8/2/2023	
8/7/2023	0.064
8/8/2023	
2/21/2024	
2/23/2024	
2/26/2024	
2/27/2024	0.069
8/1/2024	
8/5/2024	0.069
2/19/2025	
2/20/2025	
2/21/2025	0.058
7/23/2025	
7/25/2025	0.087
7/30/2025	
7/31/2025	
2/17/2026	
2/18/2026	
2/19/2026	
2/25/2026	

Time Series

Constituent: Cobalt (mg/L) Analysis Run 8/13/2026 4:35 PM View: Descriptive

Plant Scherer Client: Southern Company Data: Scherer AP

	SGWC-19	SGWC-20	SGWC-21	SGWC-22	SGWC-23	PZ-13S	PZ-14S	PZ-17I	PZ-39S
5/12/2016		0.261	<0.005	0.00619 (J)	<0.005				
5/13/2016	<0.005								
6/29/2016	0.0006 (J)	0.23	<0.005	0.0051 (J)	<0.005				
8/19/2016				0.0045	<0.005				
8/22/2016	0.00066 (J)	0.25	<0.005						
10/18/2016	0.00095 (J)	0.26	<0.005	0.0043	<0.005				
12/7/2016			<0.005	0.0034	<0.005				
12/8/2016	0.00078 (J)	0.26							
2/15/2017					<0.005				
2/16/2017	0.00049 (J)	0.23	<0.005	0.0031					
4/13/2017	<0.005	0.19	<0.005	0.0031	<0.005				
6/28/2017	<0.005	0.19	<0.005	0.0029	<0.005				
3/27/2018					<0.005				
3/28/2018	<0.005	0.18	<0.005	0.0022 (J)					
6/7/2018		0.21	<0.005	0.0022 (J)	<0.005				
6/8/2018	<0.005								
10/8/2018			<0.005	0.0021 (J)	<0.005				
10/9/2018	<0.005								
10/17/2018									0.00051 (J)
10/18/2018		0.16						<0.005	
1/10/2019							<0.005		
2/19/2019				0.0018 (J)	<0.005				
2/20/2019	0.00012 (J)	0.18	0.00011 (J)						
4/2/2019	<0.005	0.13	<0.005	0.0018 (J)	<0.005				
9/17/2019	0.00013 (J)	0.13	8.7E-05 (J)						
9/18/2019				0.002 (J)	0.00013 (J)				
2/13/2020							0.00016 (J)		
2/18/2020		0.12	0.00014 (J)	0.0018 (J)	<0.005				
2/19/2020	0.00015 (J)								
3/23/2020	<0.005	0.22	0.00016 (J)						
3/24/2020				0.0016 (J)	<0.005				
9/15/2020	0.00016 (J)	0.098	0.00022 (J)	0.0014 (J)	<0.005				
9/18/2020						0.0057			
2/10/2021	0.00013 (J)	0.17	0.00017 (J)	0.0015 (J)	<0.005				
3/30/2021	<0.005	0.15	0.00016 (J)						
3/31/2021				0.0011 (J)	<0.005				
4/2/2021						0.007	0.00019 (J)		0.0003 (J)
8/18/2021			0.00016 (J)	0.001 (J)	<0.005		0.0003 (J)		
8/19/2021	<0.005	0.2							0.00028 (J)
8/20/2021						0.006			
2/8/2022						0.0052	0.00028 (J)		
2/9/2022								<0.005	<0.005
2/10/2022				0.0016 (J)	<0.005				
2/11/2022	0.00045 (J)	0.14	<0.005						
8/22/2022	<0.005	0.11	<0.005	0.001 (J)	<0.005				
8/23/2022							0.00046 (J)		<0.005
8/24/2022						0.0059		<0.005	
2/22/2023	<0.005	0.082							
2/23/2023			<0.005	0.00069 (J)	<0.005	0.0057	<0.005	<0.005	
2/24/2023									<0.005
8/1/2023							0.00039 (J)	<0.005	
8/2/2023						0.0057			0.00033 (J)

ND substitution: RL or RL/2 if <15% NDs.

Time Series

Constituent: Cobalt (mg/L) Analysis Run 8/13/2026 4:35 PM View: Descriptive

Plant Scherer Client: Southern Company Data: Scherer AP

	SGWC-19	SGWC-20	SGWC-21	SGWC-22	SGWC-23	PZ-13S	PZ-14S	PZ-17I	PZ-39S
8/7/2023	<0.005	0.093		0.00087 (J)					
8/8/2023			<0.005		<0.005				
2/20/2024	<0.005								
2/21/2024				0.00072 (J)	<0.005	0.0053			
2/26/2024		0.14						<0.005	
2/27/2024			<0.005						0.00023 (J)
2/28/2024							0.00033 (J)		
8/1/2024	<0.005							<0.005	
8/2/2024		0.12	<0.005	0.00077 (J)	<0.005				
8/5/2024						0.0051	0.00024 (J)		
8/6/2024									<0.005
2/19/2025						0.0036	0.00023 (J)		
2/20/2025		0.15	<0.005	0.00073 (J)					
2/21/2025	<0.005				<0.005			<0.005	
2/24/2025									<0.005
7/24/2025	<0.005	0.1							
7/28/2025			<0.005	0.00048 (J)	<0.005				
7/29/2025							<0.005	<0.005	<0.005
7/30/2025						0.0029 (J)			
2/17/2026		0.15							
2/18/2026	<0.005		<0.005					<0.005	
2/19/2026				<0.005	<0.005		0.0012 (J)		
2/26/2026									<0.005
2/27/2026						0.0037 (J)			

ND substitution: RL or RL/2 if <15% NDs.

Time Series

Constituent: Cobalt (mg/L) Analysis Run 8/13/2026 4:35 PM View: Descriptive

Plant Scherer Client: Southern Company Data: Scherer AP

	PZ-40I
5/12/2016	
5/13/2016	
6/29/2016	
8/19/2016	
8/22/2016	
10/18/2016	
12/7/2016	
12/8/2016	
2/15/2017	
2/16/2017	
4/13/2017	
6/28/2017	
3/27/2018	
3/28/2018	
6/7/2018	
6/8/2018	
10/8/2018	
10/9/2018	
10/17/2018	
10/18/2018	0.0076
1/10/2019	
2/19/2019	
2/20/2019	
4/2/2019	
9/17/2019	
9/18/2019	
2/13/2020	
2/18/2020	
2/19/2020	
3/23/2020	
3/24/2020	
9/15/2020	
9/18/2020	
2/10/2021	
3/30/2021	
3/31/2021	
4/2/2021	
8/18/2021	
8/19/2021	
8/20/2021	
2/8/2022	
2/9/2022	
2/10/2022	0.0025
2/11/2022	
8/22/2022	
8/23/2022	0.0029
8/24/2022	
2/22/2023	
2/23/2023	
2/24/2023	0.0014 (J)
8/1/2023	0.0014 (J)
8/2/2023	

Time Series

Constituent: Cobalt (mg/L) Analysis Run 8/13/2026 4:35 PM View: Descriptive

Plant Scherer Client: Southern Company Data: Scherer AP

	PZ-40I
8/7/2023	
8/8/2023	
2/20/2024	
2/21/2024	
2/26/2024	
2/27/2024	0.0011 (J)
2/28/2024	
8/1/2024	
8/2/2024	
8/5/2024	0.00094 (J)
8/6/2024	
2/19/2025	
2/20/2025	0.00094 (J)
2/21/2025	
2/24/2025	
7/24/2025	
7/28/2025	
7/29/2025	0.00098 (J)
7/30/2025	
2/17/2026	
2/18/2026	0.00099 (J)
2/19/2026	
2/26/2026	
2/27/2026	

Time Series

Constituent: Cobalt (mg/L) Analysis Run 8/13/2026 4:35 PM View: Descriptive

Plant Scherer Client: Southern Company Data: Scherer AP

	PZ-41S	PZ-42I	PZ-43S	PZ-44I	PZ-69I	PZ-70	PZ-29S	PZ-30I	SGWC-10A
10/16/2018				0.0021 (J)					
10/18/2018	0.0092	0.0064	0.0086						
1/3/2019								<0.0025	
1/8/2019							<0.005		
2/13/2020								0.0016 (J)	
2/14/2020							<0.005		
2/19/2020	0.0016 (J)								
4/5/2021	0.0012 (J)								
4/7/2021			0.00097 (J)						
8/18/2021			0.00025 (J)						
8/19/2021	0.0013 (J)								
2/9/2022	0.00093 (J)	0.00061 (J)	<0.005	0.0024 (J)					
2/10/2022					0.002 (J)				
8/22/2022		0.0012 (J)							
8/24/2022	0.001 (J)		<0.005	0.0016 (J)	0.0013 (J)				
2/23/2023	0.0004 (J)	<0.005							
2/24/2023			<0.005		0.0021 (J)				
2/28/2023				0.0019 (J)					
8/2/2023	0.00036 (J)	0.00041 (J)	<0.005	0.0022 (J)	0.0032				
2/23/2024				0.0017 (J)	0.003				
2/27/2024	0.00032 (J)	0.00032 (J)	<0.005						
8/1/2024				0.0027					
8/2/2024			<0.005		0.0029				
8/5/2024		0.00025 (J)							
8/6/2024	<0.005								
2/20/2025		0.00035 (J)							
2/21/2025	0.00022 (J)								
2/24/2025			<0.005	0.0014 (J)	0.0022 (J)				
7/29/2025	<0.005	<0.005	<0.005	0.0016 (J)	0.0017 (J)	0.0069			
9/9/2025						0.0028 (J,R)			
10/8/2025							<0.005	0.00074 (J)	
2/18/2026	<0.005								
2/20/2026		<0.005		0.0018 (J)					
2/26/2026			<0.005		0.0011 (J)		<0.005	0.00072 (J)	
3/2/2026						<0.005			0.0024 (J)
5/19/2026									0.0007 (J)

ND substitution: RL or RL/2 if <15% NDs.

Time Series

Constituent: Combined Radium 226 + 228 (pCi/L) Analysis Run 8/13/2026 4:35 PM View: Descriptive

Plant Scherer Client: Southern Company Data: Scherer AP

	SGWA-1 (bg)	SGWA-2 (bg)	SGWA-3 (bg)	SGWA-4 (bg)	SGWA-5 (bg)	SGWA-24 (bg)	SGWA-25 (bg)	SGWC-6	SGWC-7
5/10/2016	0.275 (U)	0.441	0.188 (U)		0.338 (U)	0.31 (U)	-0.013 (U)		
5/11/2016				0.284 (U)				0.0394 (U)	0.214 (U)
6/23/2016	0	0.155			0.358	0.455			
6/24/2016			1.2	0.974					
6/27/2016							0.667	0.624	0.581
8/16/2016	0.13 (U)	0.621	0.168 (U)		0.224 (U)	0.162 (U)			
8/17/2016				0.202 (U)			0.148 (U)	0.572	0.665
10/13/2016	0.309 (U)					0.327 (U)			
10/14/2016		0.765	0.345 (U)		0.999		0.448 (U)		
10/17/2016				0.114 (U)				0.307 (U)	
10/18/2016									0.453
12/5/2016						0.233 (U)			
12/6/2016	0.346 (U)	0.29 (U)	0.221 (U)	0.251 (U)	0.387 (U)		0.51	0.122 (U)	0.368 (U)
2/14/2017	0.352 (U)	0.111 (U)	-0.026 (U)	-0.0166 (U)	0.207 (U)	0.237 (U)	0.302 (U)	0.166 (U)	0.328 (U)
4/10/2017						0.00056 (U)			
4/11/2017	0.274 (U)	0.195 (U)	0.135 (U)	-0.168 (U)	0.219 (U)		-0.0184 (U)		
4/12/2017								0.355 (U)	0.206 (U)
6/26/2017	0.36	0.0975 (U)	0.332 (U)	0.184 (U)	0.151 (U)	-0.257 (U)			
6/27/2017							-0.0536 (U)	0.0783 (U)	0.598
3/26/2018	0.522	0.124 (U)	0.226 (U)			0.141 (U)			
3/27/2018				0.164 (U)	0.252 (U)		0.207 (U)	0.0443 (U)	0.546
6/5/2018	0.106 (U)	0.0496 (U)			0.255 (U)	0.163 (U)	-0.0364 (U)		
6/6/2018			0.175 (U)	0.308				0.127 (U)	0.165 (U)
10/5/2018	0.522	0.474	0.5			0.568			
10/8/2018				-0.0974 (U)	0.764		0.478	0.77	
10/9/2018									0.385
2/18/2019	0.362	0.25 (U)		0.0112 (U)					
2/19/2019			0.231 (U)		0.044 (U)	0.14 (U)	0.32 (U)		
2/20/2019								0.25 (U)	0.433
3/28/2019			0.31 (U)	0.0974 (U)	0.115 (U)		0.0254 (U)		
3/29/2019	0.311 (U)	-0.0232 (U)				0.0992 (U)			
4/1/2019									0.675
4/2/2019								0.3 (U)	
9/12/2019					0.102 (U)				
9/13/2019						0.339 (U)			
9/16/2019	0.157 (U)	-0.245 (U)	0.333 (U)	0.0843 (U)				0.0805 (U)	
9/17/2019									0.341 (U)
12/3/2019							-0.0712 (U)		
2/13/2020	0.152 (U)	0.205 (U)				0.287 (U)			
2/17/2020					-0.0291 (U)		-0.0319 (U)		
2/18/2020			0.313 (U)	0.199 (U)				-0.0675 (U)	0.326 (U)
3/17/2020		0.582 (U)	-0.0428 (U)		-0.196 (U)		0.436 (U)		
3/18/2020	0.21 (U)			0.226 (U)		0.536			
3/25/2020								0.411 (U)	
3/26/2020									0.151 (U)
9/14/2020	-0.13 (U)	0.107 (U)	0.161 (U)	0.0399 (U)	-0.949 (U)	0.637 (U)	-0.197 (U)	0.334 (U)	0.123 (U)
2/9/2021	0.225 (U)	0.0251 (U)	0.259 (U)	0.0123 (U)	0.0364 (U)	0.151 (U)	0.478	0.273 (U)	0.721
3/30/2021	0.408 (U)	0.311 (U)				-0.211 (U)			
3/31/2021			0.106 (U)	0.236 (U)	0.279 (U)				
4/1/2021								0.544	0.329 (U)
4/7/2021							0.0851 (U)		
8/17/2021	0.651	0.192 (U)		1.54			0.228 (U)		

Time Series

Constituent: Combined Radium 226 + 228 (pCi/L) Analysis Run 8/13/2026 4:35 PM View: Descriptive

Plant Scherer Client: Southern Company Data: Scherer AP

	SGWA-1 (bg)	SGWA-2 (bg)	SGWA-3 (bg)	SGWA-4 (bg)	SGWA-5 (bg)	SGWA-24 (bg)	SGWA-25 (bg)	SGWC-6	SGWC-7
8/18/2021			0.228 (U)		0.242 (U)	0.16 (U)		-0.0332 (U)	0.726
2/9/2022	0.147 (U)	0.307 (U)	0.198 (U)	0.0285 (U)	0.416		0.15 (U)	0.145 (U)	0.659
2/10/2022						0.0512 (U)			
8/17/2022	0.751	-0.129 (U)							
8/18/2022			0.849	0.647	0.592	0.263 (U)	0.371 (U)		0.309 (U)
8/19/2022								0.243 (U)	
2/21/2023	0.00883 (U)		0.324 (U)		0.575 (U)				
2/22/2023		-0.0355 (U)		0.0211 (U)				0.0662 (U)	-0.191 (U)
2/23/2023						0.355 (U)	-0.132 (U)		
8/1/2023	-0.296 (U)	0.00501 (U)			-0.205 (U)			0.11 (U)	
8/7/2023			1.66	0.724					
8/8/2023						-0.107 (U)	0.114 (U)		0.12 (U)
2/20/2024	0.509	0.612		0.444 (U)				0.538	
2/21/2024			0.481 (U)		-0.217 (U)	-0.0298 (U)			0.22 (U)
2/27/2024							0.383 (U)		
7/31/2024	0.343 (U)	0.614 (U)	-0.0503 (U)	0.559 (U)	0.0251 (U)	0.343 (U)	0.11 (U)		0.501
8/1/2024								0.506 (U)	
2/19/2025				0.501 (U)		-0.0866 (U)	0.566		0.477 (U)
2/20/2025	0.271 (U)	0.715	0.237 (U)		0.654			0.271 (U)	
7/24/2025	0.025 (U)	-0.052 (U)	0.427 (U)	0.306 (U)					
7/28/2025						0.185 (U)			
7/29/2025								0.603	
7/30/2025							0.326 (U)		1.39
7/31/2025					0.322 (U)				
2/19/2026			0.0242 (U)	0.358 (U)		0.191 (U)		0.0698 (U)	
2/20/2026		0.244 (U)					0.311 (U)		0.524 (U)
3/2/2026	-0.0024 (U)				0.426 (U)				

Time Series

Constituent: Combined Radium 226 + 228 (pCi/L) Analysis Run 8/13/2026 4:35 PM View: Descriptive

Plant Scherer Client: Southern Company Data: Scherer AP

	SGWC-8
5/10/2016	
5/11/2016	2.05
6/23/2016	
6/24/2016	
6/27/2016	2.9
8/16/2016	
8/17/2016	2.57
10/13/2016	
10/14/2016	
10/17/2016	2.08
10/18/2016	
12/5/2016	
12/6/2016	2.25
2/14/2017	1.77
4/10/2017	
4/11/2017	
4/12/2017	2.72
6/26/2017	
6/27/2017	2.07
3/26/2018	
3/27/2018	2.3
6/5/2018	
6/6/2018	1.59
10/5/2018	
10/8/2018	
10/9/2018	3.01
2/18/2019	
2/19/2019	
2/20/2019	2.5
3/28/2019	
3/29/2019	
4/1/2019	1.91
4/2/2019	
9/12/2019	
9/13/2019	
9/16/2019	
9/17/2019	2.04
12/3/2019	
2/13/2020	
2/17/2020	
2/18/2020	2.06
3/17/2020	
3/18/2020	
3/25/2020	2.99
3/26/2020	
9/14/2020	2.16
2/9/2021	2.92
3/30/2021	
3/31/2021	
4/1/2021	2.26
4/7/2021	
8/17/2021	

Time Series

Constituent: Combined Radium 226 + 228 (pCi/L) Analysis Run 8/13/2026 4:35 PM View: Descriptive

Plant Scherer Client: Southern Company Data: Scherer AP

	SGWC-8
8/18/2021	1.68
2/9/2022	
2/10/2022	2.08
8/17/2022	
8/18/2022	2.58
8/19/2022	
2/21/2023	
2/22/2023	0.866
2/23/2023	
8/1/2023	
8/7/2023	
8/8/2023	1.75
2/20/2024	
2/21/2024	1.29
2/27/2024	
7/31/2024	
8/1/2024	1.4
2/19/2025	1.11
2/20/2025	
7/24/2025	
7/28/2025	
7/29/2025	
7/30/2025	2.55
7/31/2025	
2/19/2026	2.26
2/20/2026	
3/2/2026	

Time Series

Constituent: Combined Radium 226 + 228 (pCi/L) Analysis Run 8/13/2026 4:35 PM View: Descriptive

Plant Scherer Client: Southern Company Data: Scherer AP

	SGWC-9	SGWC-10	SGWC-11	SGWC-12	SGWC-13	SGWC-14	SGWC-15	SGWC-16	SGWC-17
5/11/2016	0.134 (U)	0.26 (U)	0.182 (U)	0.433					
5/12/2016					0.0531 (U)	0.106 (U)	0.344 (U)	0.0196 (U)	0.134 (U)
5/13/2016									
6/28/2016		1.57	0.858	0.435	0.483	0.735	0.256	0.418	
6/29/2016	0.665								0.391
6/30/2016									
8/17/2016		0.548 (U)	0.367 (U)						
8/18/2016				0.214 (U)	0.286 (U)	0.212 (U)	0.503 (U)	0.199 (U)	0.498 (U)
8/22/2016	0.391 (U)								
10/17/2016		-0.0725 (U)	0.551	0.316 (U)	0.472	-0.187 (U)			
10/18/2016	0.521						0.171 (U)	0.0404 (U)	
10/19/2016									0.4795 (D)
12/6/2016		0.496	0.438	0.0575 (U)	0.903				
12/7/2016	0.367 (U)					0.701	0.375 (U)	0.426	0.239 (U)
2/15/2017		0.321 (U)	-0.0831 (U)	-0.0321 (U)	-0.223 (U)	0.155 (U)	0.0801 (U)		0.175 (U)
2/16/2017	0.076 (U)							0.163 (U)	
4/12/2017		-0.0397 (U)	0.343 (U)	0.00949 (U)	0.21 (U)	0.233 (U)	0.197 (U)		
4/13/2017	0.239 (U)							0.0522 (U)	-0.00846 (U)
6/27/2017	0.268 (U)	0.47	0.369	0.183 (U)	0.0574 (U)	0.302	0.0274 (U)	0.222 (U)	0.186 (U)
6/28/2017									
3/27/2018		0.136 (U)	0.172 (U)	0.445	0.145 (U)	0.306 (U)	0.285 (U)	0.387 (U)	0.249 (U)
3/28/2018	0.378								
6/6/2018	-0.0272 (U)	0.123 (U)	0.153 (U)	0.0775 (U)					
6/7/2018					0.235 (U)	0.211 (U)	0.64	0.283 (U)	0.172 (U)
6/8/2018									
10/8/2018				0.865	0.64	0.636		0.799	0.682
10/9/2018	0.565	0.387							
10/16/2018			1.06				0.731		
10/18/2018									
1/2/2019									
2/20/2019	0.425	0.0159 (U)	0.708	0.161 (U)	0.222 (U)	0.147 (U)	0.573	0.0684 (U)	0.278 (U)
4/1/2019	-0.0113 (U)	0.452	0.173 (U)	0.372	0.36	-0.138 (U)	0.0499 (U)		
4/2/2019								0.167 (U)	-0.0476 (U)
9/16/2019	-0.116 (U)		0.251 (U)	0.569 (U)					
9/17/2019		0.226 (U)			0.143 (U)	0.264 (U)	0.441 (U)	0.558	0.235 (U)
2/18/2020			0.203 (U)						
2/19/2020	0.0604 (U)	0.0222 (U)		0.166 (U)	0.218 (U)	0.0061 (U)	0.415 (U)	0.0321 (U)	0.217 (U)
2/20/2020									
3/24/2020									0.426
3/25/2020	0.206 (U)	0.253 (U)	0.204 (U)						
3/26/2020				0.604					
3/27/2020					0.235 (U)	0.206 (U)	0.39 (U)	0.305 (U)	
9/14/2020	0.502 (U)	0.125 (U)	-0.0264 (U)	0.575	0.613				
9/15/2020						0.131 (U)	0.546	-0.0426 (U)	0.661
2/9/2021	0.0162 (U)	-0.0573 (U)	0.114 (U)	0.146 (U)	0.307 (U)	-0.121 (U)	0.222 (U)	-0.00967 (U)	
2/10/2021									0.55
3/30/2021									
3/31/2021	0.153 (U)	0.188 (U)					0.311 (U)		
4/1/2021								0.0901 (U)	0.0517 (U)
4/6/2021						-0.0391 (U)			
4/7/2021			0.0576 (U)	0.0695 (U)	0.356 (U)				
8/18/2021									0.13 (U)

Time Series

Constituent: Combined Radium 226 + 228 (pCi/L) Analysis Run 8/13/2026 4:35 PM View: Descriptive

Plant Scherer Client: Southern Company Data: Scherer AP

	SGWC-9	SGWC-10	SGWC-11	SGWC-12	SGWC-13	SGWC-14	SGWC-15	SGWC-16	SGWC-17
8/19/2021	0.145 (U)	0.102 (U)	0.755		0.228 (U)	-0.0806 (U)	0.518	0.037 (U)	
8/20/2021				0.0109 (U)					
2/10/2022	0.179 (U)		0.11 (U)	0.279 (U)				0.595	
2/11/2022		0.436			0.631		0.5		0.233 (U)
2/14/2022						0.377 (U)			
8/18/2022	0.275 (U)		0.393 (U)	0.384 (U)	0.377 (U)				
8/19/2022		0.606				0.378 (U)	0.459		
8/23/2022									
8/31/2022								0.31 (U)	0.434 (U)
2/22/2023	0.473 (U)	0.285 (U)	-0.172 (U)						0.0917 (U)
2/23/2023				0.784	0.506 (U)	0.0406 (U)	0.0665 (U)	0.183 (U)	
8/2/2023			1.23		0.631				
8/7/2023	0.619	0.0602 (U)		0.366 (U)			0.819		0.262 (U)
8/8/2023						0.177 (U)		0.0269 (U)	
2/21/2024	-0.0257 (U)								
2/23/2024		0.587	0.189 (U)	0.612	0.242 (U)				
2/26/2024							0.353 (U)	0.633	0.559 (U)
2/27/2024						0.788			
8/1/2024	0.379 (U)		0.43 (U)	0.476 (U)	0.133 (U)	0.159 (U)	0.643	0.219 (U)	
8/5/2024		0.411 (U)							0.199 (U)
2/19/2025	0.132 (U)	0.792		-0.324 (U)	0.0616 (U)	0.0778 (U)		0.0992 (U)	0.173 (U)
2/20/2025			0.388 (U)				0.586 (U)		
2/21/2025									
7/23/2025								-0.0827 (U)	1.21
7/25/2025									
7/30/2025	1.4	0.77			1.03		0.588 (U)		
7/31/2025			0.316 (U)	0.534 (U)		0.365 (U)			
2/17/2026							0.393 (U)		
2/18/2026			0.544	0.145 (U)	0.851 (U)			0.249 (U)	0.515
2/19/2026						0.382 (U)			
2/25/2026	-0.158 (U)								

Time Series

Constituent: Combined Radium 226 + 228 (pCi/L) Analysis Run 8/13/2026 4:35 PM View: Descriptive

Plant Scherer Client: Southern Company Data: Scherer AP

	SGWC-18
5/11/2016	
5/12/2016	
5/13/2016	0.103 (U)
6/28/2016	
6/29/2016	
6/30/2016	0.593
8/17/2016	
8/18/2016	
8/22/2016	0.17 (U)
10/17/2016	
10/18/2016	
10/19/2016	0.433
12/6/2016	
12/7/2016	0.435 (U)
2/15/2017	
2/16/2017	0.101 (U)
4/12/2017	
4/13/2017	-0.0014 (U)
6/27/2017	
6/28/2017	0.512
3/27/2018	
3/28/2018	0.428
6/6/2018	
6/7/2018	
6/8/2018	0.32 (U)
10/8/2018	
10/9/2018	
10/16/2018	
10/18/2018	0.304 (U)
1/2/2019	0.217 (U)
2/20/2019	0.139 (U)
4/1/2019	
4/2/2019	0.336 (U)
9/16/2019	
9/17/2019	0.449
2/18/2020	
2/19/2020	
2/20/2020	0.22 (U)
3/24/2020	
3/25/2020	
3/26/2020	0.366 (U)
3/27/2020	
9/14/2020	
9/15/2020	1.74
2/9/2021	
2/10/2021	0.423 (U)
3/30/2021	0.439 (U)
3/31/2021	
4/1/2021	
4/6/2021	
4/7/2021	
8/18/2021	0.277 (U)

Time Series

Constituent: Combined Radium 226 + 228 (pCi/L) Analysis Run 8/13/2026 4:35 PM View: Descriptive

Plant Scherer Client: Southern Company Data: Scherer AP

	SGWC-18
8/19/2021	
8/20/2021	
2/10/2022	0.244 (U)
2/11/2022	
2/14/2022	
8/18/2022	
8/19/2022	
8/23/2022	0.345 (U)
8/31/2022	
2/22/2023	0.0285 (U)
2/23/2023	
8/2/2023	
8/7/2023	-0.16 (U)
8/8/2023	
2/21/2024	
2/23/2024	
2/26/2024	
2/27/2024	0.591
8/1/2024	
8/5/2024	-0.0506 (U)
2/19/2025	
2/20/2025	
2/21/2025	-0.00614 (U)
7/23/2025	
7/25/2025	0.318 (U)
7/30/2025	
7/31/2025	
2/17/2026	
2/18/2026	
2/19/2026	
2/25/2026	

Time Series

Constituent: Combined Radium 226 + 228 (pCi/L) Analysis Run 8/13/2026 4:35 PM View: Descriptive

Plant Scherer Client: Southern Company Data: Scherer AP

	SGWC-19	SGWC-20	SGWC-21	SGWC-22	SGWC-23	PZ-13S	PZ-14S	PZ-17I	PZ-39S
5/12/2016		0.556	0.216 (U)	0.285 (U)	0.801				
5/13/2016	-0.115 (U)								
6/29/2016	0.396	0.162	0.253	1.1	0.423				
8/19/2016				0.367 (U)	0.869				
8/22/2016	-0.102 (U)	0.433 (U)	0.115 (U)						
10/18/2016	0.352 (U)	0.741	0.593	0.276 (U)	0.881				
12/7/2016			0.897	0.318 (U)	0.455				
12/8/2016	0.431 (U)	1.06							
2/15/2017					0.635				
2/16/2017	0.146 (U)	0.382 (U)	0.132 (U)	0.168 (U)					
4/13/2017	0.127 (U)	0.189 (U)	0.287 (U)	0.3 (U)	0.413				
6/28/2017	0.11 (U)	0.84	0.143 (U)	0.0844 (U)	0.331 (U)				
3/27/2018					0.61				
3/28/2018	0.247 (U)	0.334 (U)	0.38	0.0661 (U)					
6/7/2018		0.235 (U)	0.514	0.222 (U)	0.64				
6/8/2018	0.0462 (U)								
10/8/2018			0.374	0.499	0.437				
10/9/2018	0.584								
10/17/2018									0.0623 (U)
10/18/2018		0.399						0.882	
1/10/2019							0.328 (U)		
2/19/2019				0.532	0.301 (U)				
2/20/2019	0.114 (U)	0.353	0.239 (U)						
4/2/2019	0.11 (U)	0.271 (U)	0.218 (U)	0.313 (U)	0.516				
9/17/2019	0.302 (U)	0.591	-0.04 (U)						
9/18/2019				0.101 (U)	0.285 (U)				
2/18/2020		0.474	0.287 (U)	0.0109 (U)	0.399		0.163 (U)		
2/19/2020	0.308 (U)								
3/23/2020	0.171 (U)	0.258 (U)	0.384						
3/24/2020				0.188 (U)	0.183 (U)				
9/15/2020	1.55	0.831	1.6	1.82	1.03				
2/10/2021	0.235 (U)	0.331 (U)	0.5	0.167 (U)	0.46				
3/30/2021	0.511	0.572	0.955						
3/31/2021				0.0687 (U)	0.37 (U)				
8/18/2021			0.505	0.026 (U)	0.603				
8/19/2021	-0.0514 (U)	-0.21 (U)							
2/8/2022						-0.0564 (U)	0.0627 (U)		
2/9/2022								0.31 (U)	0.332 (U)
2/10/2022				0.346 (U)	0.204 (U)				
2/11/2022	0.456 (U)	0.259 (U)	0.689						
8/22/2022	0.356 (U)	0.475 (U)	0.565	0.632	0.0738 (U)				
8/23/2022							0.432 (U)		0.565
8/24/2022						0.234 (U)		0.125 (U)	
2/22/2023	0.297 (U)	0.154 (U)							
2/23/2023			0.526 (U)	0.322 (U)	0.314 (U)	-0.0151 (U)	0.413 (U)	0.255 (U)	
2/24/2023									0.131 (U)
8/1/2023							0.451 (U)	0.207 (U)	
8/2/2023						0.262 (U)			0.537 (U)
8/7/2023	0.132 (U)	0.0467 (U)		0.268 (U)					
8/8/2023			0.496 (U)		0.0999 (U)				
2/20/2024	0.544								
2/21/2024				0.289 (U)	0.412 (U)	0.00672 (U)			

Time Series

Constituent: Combined Radium 226 + 228 (pCi/L) Analysis Run 8/13/2026 4:35 PM View: Descriptive

Plant Scherer Client: Southern Company Data: Scherer AP

	SGWC-19	SGWC-20	SGWC-21	SGWC-22	SGWC-23	PZ-13S	PZ-14S	PZ-17I	PZ-39S
2/26/2024		0.357 (U)						5.77	
2/27/2024			2.32						0.503 (U)
2/28/2024							0.103 (U)		
5/6/2024								-0.0141 (U)	
8/1/2024	0.419 (U)							0.768	
8/2/2024		-0.0292 (U)	0.516 (U)	0.843 (U)	0.358 (U)				
8/5/2024						-0.0162 (U)	0.127 (U)		
8/6/2024									-0.113 (U)
2/19/2025						0.124 (U)	0.371 (U)		
2/20/2025		0.218 (U)	0.603 (U)	0.0727 (U)					
2/21/2025	-0.32 (U)				0.869			-0.293 (U)	
2/24/2025									0.112 (U)
7/24/2025	0.35 (U)	0.49 (U)							
7/28/2025			0.353 (U)	0.319 (U)	0.259 (U)				
7/29/2025							0.213 (U)	-0.0063 (U)	0.389 (U)
7/30/2025						0.516 (U)			
2/17/2026		0.233 (U)							
2/18/2026	-0.0717 (U)		0.293 (U)					0.0705 (U)	
2/19/2026				0.391 (U)	0.401 (U)		0.0646 (U)		
2/26/2026									-0.182 (U)
2/27/2026						-0.37 (U)			

Time Series

Constituent: Combined Radium 226 + 228 (pCi/L) Analysis Run 8/13/2026 4:35 PM View: Descriptive

Plant Scherer Client: Southern Company Data: Scherer AP

	PZ-40I
5/12/2016	
5/13/2016	
6/29/2016	
8/19/2016	
8/22/2016	
10/18/2016	
12/7/2016	
12/8/2016	
2/15/2017	
2/16/2017	
4/13/2017	
6/28/2017	
3/27/2018	
3/28/2018	
6/7/2018	
6/8/2018	
10/8/2018	
10/9/2018	
10/17/2018	
10/18/2018	1.59
1/10/2019	
2/19/2019	
2/20/2019	
4/2/2019	
9/17/2019	
9/18/2019	
2/18/2020	
2/19/2020	
3/23/2020	
3/24/2020	
9/15/2020	
2/10/2021	
3/30/2021	
3/31/2021	
8/18/2021	
8/19/2021	
2/8/2022	
2/9/2022	
2/10/2022	0.366 (U)
2/11/2022	
8/22/2022	
8/23/2022	0.986
8/24/2022	
2/22/2023	
2/23/2023	
2/24/2023	0.714
8/1/2023	0.488 (U)
8/2/2023	
8/7/2023	
8/8/2023	
2/20/2024	
2/21/2024	

Time Series

Constituent: Combined Radium 226 + 228 (pCi/L) Analysis Run 8/13/2026 4:35 PM View: Descriptive

Plant Scherer Client: Southern Company Data: Scherer AP

	PZ-40I
2/26/2024	
2/27/2024	1.88
2/28/2024	
5/6/2024	
8/1/2024	
8/2/2024	
8/5/2024	0.228 (U)
8/6/2024	
2/19/2025	
2/20/2025	0.363 (U)
2/21/2025	
2/24/2025	
7/24/2025	
7/28/2025	
7/29/2025	1
7/30/2025	
2/17/2026	
2/18/2026	0.389 (U)
2/19/2026	
2/26/2026	
2/27/2026	

Time Series

Constituent: Combined Radium 226 + 228 (pCi/L) Analysis Run 8/13/2026 4:35 PM View: Descriptive

Plant Scherer Client: Southern Company Data: Scherer AP

	PZ-41S	PZ-42I	PZ-43S	PZ-44I	PZ-69I	PZ-70	PZ-29S	PZ-30I	SGWC-10A
10/16/2018				0.551 (U)					
10/18/2018	0.698	0.188 (U)	1.64						
1/3/2019								0.786 (U)	
1/8/2019							0.158 (U)		
2/18/2020							0.162 (U)		
2/19/2020	0.216 (U)							0.355	
2/9/2022	0.229 (U)	0.274 (U)	0.412 (U)	0.237 (U)					
2/10/2022					0.418 (U)				
8/22/2022		0.401 (U)							
8/24/2022	0.456		0.241 (U)	0.0981 (U)	0.458				
2/23/2023	0.168 (U)	0.651							
2/24/2023			0.602		-0.097 (U)				
2/28/2023				-0.0607 (U)					
8/2/2023	-0.192 (U)	0.426 (U)	0.256 (U)	-0.0242 (U)	0.374 (U)				
2/23/2024				1.33	0.912				
2/27/2024	0.0662 (U)	0.116 (U)	0.518 (U)						
8/1/2024				0.567					
8/2/2024			0.122 (U)		0.669				
8/5/2024		0.324 (U)							
8/6/2024	-0.145 (U)								
2/20/2025		1.35							
2/21/2025	0.457 (U)								
2/24/2025			0.0441 (U)	0.0662 (U)	0.347 (U)				
7/29/2025	0.135 (U)	0.752	0.389 (U)	0.176 (U)	0.947	0.586 (U)			
10/8/2025							0.901 (U)	0.253 (U)	
2/18/2026	0.407 (U)								
2/20/2026		0.234 (U)		-0.137 (U)					
2/26/2026			0.104 (U)		0.102 (U)		0.324 (U)	0.145 (U)	
3/2/2026						0.197 (U)			0.611
5/19/2026									-0.303 (U)

Time Series

Constituent: Fluoride (mg/L) Analysis Run 8/13/2026 4:35 PM View: Descriptive

Plant Scherer Client: Southern Company Data: Scherer AP

	SGWA-1 (bg)	SGWA-2 (bg)	SGWA-3 (bg)	SGWA-4 (bg)	SGWA-5 (bg)	SGWA-24 (bg)	SGWA-25 (bg)	SGWC-6	SGWC-7
5/10/2016	<0.2	0.0537 (J)	0.0192 (J)		0.0188 (J)	0.0648 (J)	0.041 (J)		
5/11/2016				0.108 (J)				0.133 (J)	0.245 (J)
6/23/2016	<0.2	0.03 (J)			<0.2	0.05 (J)			
6/24/2016			0.02 (J)	0.08 (J)					
6/27/2016							0.03 (J)	0.21 (J)	0.23 (J)
8/16/2016	<0.2	<0.2	<0.2		<0.2	<0.2			
8/17/2016				<0.2			<0.2	0.14 (J)	0.22
10/13/2016	<0.2					<0.2			
10/14/2016		<0.2	<0.2		<0.2		<0.2		
10/17/2016				<0.2				0.11 (J)	
10/18/2016									0.24
12/5/2016						<0.2			
12/6/2016	<0.2	<0.2	<0.2	0.091 (J)	<0.2		<0.2	0.14 (J)	0.26
2/14/2017	<0.2	<0.2	<0.2	0.1 (J)	<0.2	<0.2	<0.2	0.2	0.17 (J)
4/10/2017						<0.2			
4/11/2017	<0.2	<0.2	<0.2	<0.2	<0.2		<0.2		
4/12/2017								0.089 (J)	0.2
6/26/2017	<0.2	<0.2	<0.2	<0.2	<0.2	<0.2			
6/27/2017							<0.2	0.085 (J)	0.23
10/10/2017	<0.2	<0.2				<0.2			
10/11/2017			<0.2	<0.2	<0.2		<0.2	0.089 (J)	0.21
10/12/2017									
3/26/2018	<0.2	<0.2	<0.2			<0.2			
3/27/2018				<0.2	<0.2		<0.2	<0.2	0.19 (J)
6/5/2018	<0.2	<0.2			<0.2	<0.2	<0.2		
6/6/2018			<0.2	<0.2				<0.2	0.2
10/5/2018	<0.2	<0.2	<0.2			<0.2			
10/8/2018				<0.2	<0.2		<0.2	<0.2	
10/9/2018									0.2
2/18/2019	<0.2	0.05 (J)		0.066 (J)					
2/19/2019			<0.2		<0.2	0.06 (J)	0.044 (J)		
2/20/2019								0.092 (J)	0.2
3/28/2019			0.026 (J)	0.052 (J)	<0.2		0.037 (J)		
3/29/2019	<0.2	0.053 (J)				0.056 (J)			
4/1/2019									0.12 (J)
4/2/2019								0.1 (J)	
9/12/2019					<0.2				
9/13/2019						0.049 (J)			
9/16/2019	<0.2	0.054 (J)	0.026 (J)	0.055 (J)			0.04 (J)	0.099 (J)	
9/17/2019									0.2
2/13/2020	<0.2	0.051 (J)				0.066 (J)			
2/17/2020					<0.2		0.041 (J)		
2/18/2020			<0.2	0.068 (J)				0.11	0.2
3/17/2020		0.038 (J)	0.029 (J)		0.03 (J)		0.041 (J)		
3/18/2020	<0.2			<0.2		0.078 (J)			
3/25/2020								0.13	
3/26/2020									0.14
9/14/2020	<0.2	0.033 (J)	<0.2	0.035 (J)	<0.2	0.038 (J)	0.028 (J)	0.076 (J)	0.11
2/9/2021	<0.2	0.055 (J)	<0.2	0.059 (J)	<0.2	0.059 (J)	0.037 (J)	0.12	0.22
3/30/2021	<0.2	0.048 (J)				0.052 (J)			
3/31/2021			<0.2	0.051 (J)	<0.2				
4/1/2021								0.14	0.25

ND substitution: RL or RL/2 if <15% NDs.

Time Series

Constituent: Fluoride (mg/L) Analysis Run 8/13/2026 4:35 PM View: Descriptive

Plant Scherer Client: Southern Company Data: Scherer AP

	SGWA-1 (bg)	SGWA-2 (bg)	SGWA-3 (bg)	SGWA-4 (bg)	SGWA-5 (bg)	SGWA-24 (bg)	SGWA-25 (bg)	SGWC-6	SGWC-7
4/7/2021							0.054 (J)		
8/17/2021	0.052 (J)	0.096 (J)		0.093 (J)			0.079 (J)		
8/18/2021			0.066 (J)		0.07 (J)	0.16		0.19	0.31
2/9/2022	0.034 (J)	0.11	0.049 (J)	0.083 (J)	0.044 (J)		0.069 (J)	0.19	0.27
2/10/2022						0.061 (J)			
8/17/2022	0.088 (J)	0.076 (J)							
8/18/2022			0.034 (J)	0.056 (J)	0.036 (J)	0.051 (J)	0.044 (J)		0.14
8/19/2022								0.12	
2/21/2023	0.048 (J)		0.041 (J)		0.039 (J)				
2/22/2023		0.07 (J)		0.6 (O)				0.11	0.16
2/23/2023						0.074 (J)	0.075 (J)		
8/1/2023	<0.2	0.077 (J)			<0.2			0.13	
8/7/2023			<0.2	0.07 (J)					
8/8/2023						0.077 (J)	0.048 (J)		0.21
2/20/2024	<0.2	<0.2		<0.2				<0.2	
2/21/2024			<0.2		<0.2	<0.2			<0.2
2/27/2024							<0.2		
7/31/2024	<0.2	0.05 (J)	<0.2	0.04 (J)	<0.2	0.06 (J)	<0.2		0.17
8/1/2024								0.11	
2/19/2025				<0.2		<0.2	<0.2		0.23
2/20/2025	<0.2	<0.2	<0.2		<0.2			<0.2	
7/24/2025	<0.2	0.14 (J)	0.12 (J)	0.13 (J)					
7/28/2025						0.15 (J)			
7/29/2025								0.19 (J)	
7/30/2025							<0.2		0.25
7/31/2025					0.11 (J)				
2/19/2026			0.081 (J)	0.21		0.17 (J)		0.18 (J)	
2/20/2026		0.19 (J)					0.24		0.31
3/2/2026	0.12 (J)				0.15 (J)				

ND substitution: RL or RL/2 if <15% NDs.

Time Series

Constituent: Fluoride (mg/L) Analysis Run 8/13/2026 4:35 PM View: Descriptive

Plant Scherer Client: Southern Company Data: Scherer AP

	SGWC-8
5/10/2016	
5/11/2016	0.362
6/23/2016	
6/24/2016	
6/27/2016	0.45
8/16/2016	
8/17/2016	0.54
10/13/2016	
10/14/2016	
10/17/2016	0.51
10/18/2016	
12/5/2016	
12/6/2016	0.58
2/14/2017	0.39
4/10/2017	
4/11/2017	
4/12/2017	0.41
6/26/2017	
6/27/2017	0.47
10/10/2017	
10/11/2017	
10/12/2017	0.47
3/26/2018	
3/27/2018	0.4
6/5/2018	
6/6/2018	0.4
10/5/2018	
10/8/2018	
10/9/2018	0.47
2/18/2019	
2/19/2019	
2/20/2019	0.32
3/28/2019	
3/29/2019	
4/1/2019	0.21
4/2/2019	
9/12/2019	
9/13/2019	
9/16/2019	
9/17/2019	0.47
2/13/2020	
2/17/2020	
2/18/2020	0.38
3/17/2020	
3/18/2020	
3/25/2020	0.31
3/26/2020	
9/14/2020	0.29
2/9/2021	0.37
3/30/2021	
3/31/2021	
4/1/2021	0.38

Time Series

Constituent: Fluoride (mg/L) Analysis Run 8/13/2026 4:35 PM View: Descriptive

Plant Scherer Client: Southern Company Data: Scherer AP

	SGWC-8
4/7/2021	
8/17/2021	
8/18/2021	0.48
2/9/2022	
2/10/2022	0.44
8/17/2022	
8/18/2022	0.54
8/19/2022	
2/21/2023	
2/22/2023	0.52
2/23/2023	
8/1/2023	
8/7/2023	
8/8/2023	0.78
2/20/2024	
2/21/2024	1.1 (J)
2/27/2024	
7/31/2024	
8/1/2024	0.64
2/19/2025	0.17 (J)
2/20/2025	
7/24/2025	
7/28/2025	
7/29/2025	
7/30/2025	0.47
7/31/2025	
2/19/2026	0.75
2/20/2026	
3/2/2026	

Time Series

Constituent: Fluoride (mg/L) Analysis Run 8/13/2026 4:35 PM View: Descriptive

Plant Scherer Client: Southern Company Data: Scherer AP

	SGWC-9	SGWC-10	SGWC-11	SGWC-12	SGWC-13	SGWC-14	SGWC-15	SGWC-16	SGWC-17
5/11/2016	0.076 (J)	0.019 (J)	0.033 (J)	0.11 (J)					
5/12/2016					0.042 (J)	0.031 (J)	0.1071 (J)	0.011 (J)	0.066 (J)
5/13/2016									
6/28/2016		<0.2	0.08 (J)	0.18 (J)	0.15 (J)	0.03 (J)	0.26 (J)	0.09 (J)	
6/29/2016	0.13 (J)								0.17 (J)
6/30/2016									
8/17/2016		<0.2	<0.2						
8/18/2016				0.12 (J)	<0.2	<0.2	0.14 (J)	<0.2	<0.2
8/22/2016	<0.2								
10/17/2016		<0.2	<0.2	0.082 (J)	<0.2	<0.2			
10/18/2016	<0.2						0.12 (J)	<0.2	
10/19/2016									<0.2
12/6/2016		<0.2	<0.2	0.11 (J)	<0.2				
12/7/2016	<0.2					<0.2	0.13 (J)	<0.2	<0.2
2/15/2017		<0.2	<0.2	0.13 (J)	<0.2	<0.2	0.12 (J)		0.089 (J)
2/16/2017	0.097 (J)							<0.2	
4/12/2017		<0.2	<0.2	0.088 (J)	<0.2	<0.2	0.11 (J)		
4/13/2017	<0.2							<0.2	<0.2
6/27/2017	<0.2	<0.2	<0.2	0.1 (J)	<0.2	<0.2	0.13 (J)	<0.2	<0.2
6/28/2017									
10/11/2017			<0.2	<0.2	<0.2	<0.2			
10/12/2017	<0.2	<0.2					0.13 (J)	<0.2	<0.2
3/27/2018		<0.2	<0.2	<0.2	<0.2	<0.2	0.12 (J)	<0.2	<0.2
3/28/2018	<0.2								
6/6/2018	<0.2	<0.2	<0.2	<0.2					
6/7/2018					<0.2	<0.2	0.14 (J)	<0.2	<0.2
6/8/2018									
10/8/2018				<0.2	<0.2	<0.2		<0.2	<0.2
10/9/2018	<0.2	<0.2							
10/16/2018			<0.2				0.14 (J)		
10/18/2018									
1/2/2019									
2/20/2019	0.074 (J)	<0.2	<0.2	0.052 (J)	<0.2	<0.2	0.33	<0.2	0.034 (J)
4/1/2019	0.041 (J)	<0.2	<0.2	0.048 (J)	<0.2	<0.2	0.072 (J)		
4/2/2019								<0.2	0.045 (J)
9/16/2019	0.057 (J)		<0.2	0.065 (J)					
9/17/2019		<0.2			0.04 (J)	0.028 (J)	0.1	<0.2	0.047 (J)
2/18/2020			<0.2						
2/19/2020	0.061 (J)	<0.2		0.064 (J)	0.027 (J)	0.026 (J)	0.13	<0.2	0.046 (J)
2/20/2020									
3/24/2020									0.058 (J)
3/25/2020	0.079 (J)	0.031 (J)	0.058 (J)						
3/26/2020				0.081 (J)					
3/27/2020					0.045 (J)	0.041 (J)	0.13	0.027 (J)	
9/14/2020	0.037 (J)	<0.2	<0.2	0.042 (J)	<0.2				
9/15/2020						0.04 (J)	0.15	0.037 (J)	0.052 (J)
2/9/2021	0.05 (J)	<0.2	<0.2	0.074 (J)	<0.2	<0.2	0.14	<0.2	
2/10/2021									0.03 (J)
3/30/2021									
3/31/2021	0.073 (J)	0.047 (J)					0.12		
4/1/2021								<0.2	0.051 (J)
4/6/2021						<0.2			

ND substitution: RL or RL/2 if <15% NDs.

Time Series

Constituent: Fluoride (mg/L) Analysis Run 8/13/2026 4:35 PM View: Descriptive

Plant Scherer Client: Southern Company Data: Scherer AP

	SGWC-9	SGWC-10	SGWC-11	SGWC-12	SGWC-13	SGWC-14	SGWC-15	SGWC-16	SGWC-17
4/7/2021			<0.2	0.066 (J)	0.053 (J)				
8/18/2021									0.087 (J)
8/19/2021	0.078 (J)	<0.2	<0.2		<0.2	<0.2	0.12	0.038 (J)	
8/20/2021				0.082 (J)					
2/10/2022	0.098 (J)		<0.2	0.06 (J)				<0.2	
2/11/2022		0.03 (J)			0.045 (J)		0.14		0.064 (J)
2/14/2022						0.035 (J)			
8/18/2022	0.51		0.034 (J)	0.052 (J)	0.038 (J)				
8/19/2022		<0.2				<0.2	0.11		
8/23/2022									
8/31/2022								0.058 (J)	0.058 (J)
2/22/2023	0.076 (J)	0.045 (J)	0.063 (J)						0.06 (J)
2/23/2023				0.089 (J)	0.077 (J)	0.068 (J)	0.11	0.045 (J)	
8/2/2023			<0.2		<0.2				
8/7/2023	0.11	<0.2		0.078 (J)			0.13		0.076 (J)
8/8/2023						<0.2		<0.2	
2/21/2024	<0.2								
2/23/2024		<0.2	<0.2	<0.2	<0.2				
2/26/2024							<0.2	<0.2	<0.2
2/27/2024						<0.2			
8/1/2024	<0.2		<0.2	<0.2	<0.2	<0.2	<0.2	<0.2	
8/5/2024		<0.2							<0.2
2/19/2025	<0.2	<0.2		<0.2	<0.2	<0.2		<0.2	<0.2
2/20/2025			<0.2				<0.2		
2/21/2025									
7/23/2025								0.14 (J)	0.14 (J)
7/25/2025									
7/30/2025	0.13 (J)	0.15 (J)			0.083 (J)		0.18 (J)		
7/31/2025			0.12 (J)	0.16 (J)		0.13 (J)			
2/17/2026							0.3		
2/18/2026			0.31	0.2	0.18 (J)			0.17 (J)	0.2
2/19/2026						0.14 (J)			
2/25/2026	0.083 (J)								

ND substitution: RL or RL/2 if <15% NDs.

Time Series

Constituent: Fluoride (mg/L) Analysis Run 8/13/2026 4:35 PM View: Descriptive

Plant Scherer Client: Southern Company Data: Scherer AP

	SGWC-18
5/11/2016	
5/12/2016	
5/13/2016	0.0343 (J)
6/28/2016	
6/29/2016	
6/30/2016	0.18 (J)
8/17/2016	
8/18/2016	
8/22/2016	<0.2
10/17/2016	
10/18/2016	
10/19/2016	<0.2
12/6/2016	
12/7/2016	<0.2
2/15/2017	
2/16/2017	<0.2
4/12/2017	
4/13/2017	<0.2
6/27/2017	
6/28/2017	<0.2
10/11/2017	
10/12/2017	<0.2
3/27/2018	
3/28/2018	<0.2
6/6/2018	
6/7/2018	
6/8/2018	<0.2
10/8/2018	
10/9/2018	
10/16/2018	
10/18/2018	<0.2
1/2/2019	<0.2
2/20/2019	<0.2
4/1/2019	
4/2/2019	0.05 (J)
9/16/2019	
9/17/2019	0.034 (J)
2/18/2020	
2/19/2020	
2/20/2020	<0.2
3/24/2020	
3/25/2020	
3/26/2020	0.091 (J)
3/27/2020	
9/14/2020	
9/15/2020	<0.2
2/9/2021	
2/10/2021	<0.2
3/30/2021	0.1 (J)
3/31/2021	
4/1/2021	
4/6/2021	

ND substitution: RL or RL/2 if <15% NDs.

Time Series

Constituent: Fluoride (mg/L) Analysis Run 8/13/2026 4:35 PM View: Descriptive

Plant Scherer Client: Southern Company Data: Scherer AP

	SGWC-18
4/7/2021	
8/18/2021	0.099 (J)
8/19/2021	
8/20/2021	
2/10/2022	0.039 (J)
2/11/2022	
2/14/2022	
8/18/2022	
8/19/2022	
8/23/2022	0.1 (J)
8/31/2022	
2/22/2023	0.061 (J)
2/23/2023	
8/2/2023	
8/7/2023	0.043 (J)
8/8/2023	
2/21/2024	
2/23/2024	
2/26/2024	
2/27/2024	<0.2
8/1/2024	
8/5/2024	<0.2
2/19/2025	
2/20/2025	
2/21/2025	<0.2
7/23/2025	
7/25/2025	0.13 (J)
7/30/2025	
7/31/2025	
2/17/2026	
2/18/2026	
2/19/2026	
2/25/2026	

ND substitution: RL or RL/2 if <15% NDs.

Time Series

Constituent: Fluoride (mg/L) Analysis Run 8/13/2026 4:35 PM View: Descriptive

Plant Scherer Client: Southern Company Data: Scherer AP

	SGWC-19	SGWC-20	SGWC-21	SGWC-22	SGWC-23	PZ-13S	PZ-14S	PZ-17I	PZ-39S
5/12/2016		0.259 (J)	0.079 (J)	0.029 (J)	0.0341 (J)				
5/13/2016	0.0126 (J)								
6/29/2016	0.18 (J)	0.45	0.15 (J)	0.04 (J)	0.04 (J)				
8/19/2016				<0.2	<0.2				
8/22/2016	<0.2	0.33	0.083 (J)						
10/18/2016	<0.2	0.26	<0.2	<0.2	<0.2				
12/7/2016			<0.2	<0.2	<0.2				
12/8/2016	<0.2	0.28							
2/15/2017					0.092 (J)				
2/16/2017	<0.2	0.28	0.12 (J)	0.1 (J)					
4/13/2017	<0.2	0.2	<0.2	<0.2	<0.2				
6/28/2017	<0.2	0.22	0.1 (J)	<0.2	<0.2				
10/12/2017	<0.2	0.18 (J)	<0.2	<0.2	<0.2				
3/27/2018					<0.2				
3/28/2018	<0.2	0.19 (J)	<0.2	<0.2					
6/7/2018		0.21	<0.2	<0.2	<0.2				
6/8/2018	<0.2								
10/8/2018			<0.2	<0.2	<0.2				
10/9/2018	<0.2								
10/17/2018									0.087 (J)
10/18/2018		0.23						<0.2	
1/10/2019							<0.2		
2/19/2019				<0.2	0.055 (J)				
2/20/2019	<0.2	0.2	0.051 (J)						
4/2/2019	<0.2	0.15 (J)	0.066 (J)	<0.2	0.036 (J)				
9/17/2019	<0.2	0.14	0.077 (J)						
9/18/2019				0.028 (J)	0.044 (J)				
2/13/2020							<0.2		
2/18/2020		0.16	0.073 (J)	<0.2	0.082 (J)				
2/19/2020	<0.2								
3/23/2020	0.057 (J)	0.25	0.11						
3/24/2020				<0.2	0.081 (J)				
9/15/2020	<0.2	0.15	0.061 (J)	<0.2	0.052 (J)				
2/10/2021	<0.2	0.19	0.049 (J)	<0.2	0.046 (J)				
3/30/2021	<0.2	0.18	0.074 (J)						
3/31/2021				<0.2	0.046 (J)				
8/18/2021			0.12	0.054 (J)	0.11				
8/19/2021	<0.2	0.17							
2/8/2022						<0.2	<0.2		
2/9/2022								0.028 (J)	<0.2
2/10/2022				<0.2	0.066 (J)				
2/11/2022	<0.2	0.14	0.092 (J)						
8/22/2022	0.041 (J)	0.22	0.09 (J)	0.038 (J)	0.052 (J)				
8/23/2022							0.029 (J)		0.043 (J)
8/24/2022						0.069 (J)		0.046 (J)	
2/22/2023	0.046 (J)	0.13							
2/23/2023			0.087 (J)	0.075 (J)	0.089 (J)	0.042 (J)	0.043 (J)	0.049 (J)	
2/24/2023									0.062 (J)
8/1/2023							<0.2	0.052 (J)	
8/2/2023						<0.2			0.04 (J)
8/7/2023	<0.2	0.18		0.04 (J)					
8/8/2023			0.097 (J)		0.077 (J)				

ND substitution: RL or RL/2 if <15% NDs.

Time Series

Constituent: Fluoride (mg/L) Analysis Run 8/13/2026 4:35 PM View: Descriptive

Plant Scherer Client: Southern Company Data: Scherer AP

	SGWC-19	SGWC-20	SGWC-21	SGWC-22	SGWC-23	PZ-13S	PZ-14S	PZ-17I	PZ-39S
2/20/2024	<0.2								
2/21/2024				<0.2	<0.2	<0.2			
2/26/2024		<0.2						<0.2	
2/27/2024			<0.2						<0.2
2/28/2024							<0.2		
8/1/2024	<0.2							<0.2	
8/2/2024		<0.2	<0.2	<0.2	0.082 (J)				
8/5/2024						<0.2	<0.2		
8/6/2024									<0.2
2/19/2025						<0.2	<0.2		
2/20/2025		<0.2	<0.2	<0.2					
2/21/2025	<0.2				<0.2			<0.2	
2/24/2025									<0.2
7/24/2025	0.082 (J)	0.2							
7/28/2025			0.11 (J)	0.082 (J)	0.19 (J)				
7/29/2025							0.092 (J)	0.2	<0.2
7/30/2025						0.11 (J)			
2/17/2026		0.47							
2/18/2026	0.29		0.29					0.26	
2/19/2026				0.19 (J)	0.24		0.28		
2/26/2026									0.15 (J)
2/27/2026						0.15 (J)			

ND substitution: RL or RL/2 if <15% NDs.

Time Series

Constituent: Fluoride (mg/L) Analysis Run 8/13/2026 4:35 PM View: Descriptive

Plant Scherer Client: Southern Company Data: Scherer AP

	PZ-40I
5/12/2016	
5/13/2016	
6/29/2016	
8/19/2016	
8/22/2016	
10/18/2016	
12/7/2016	
12/8/2016	
2/15/2017	
2/16/2017	
4/13/2017	
6/28/2017	
10/12/2017	
3/27/2018	
3/28/2018	
6/7/2018	
6/8/2018	
10/8/2018	
10/9/2018	
10/17/2018	
10/18/2018	<0.2
1/10/2019	
2/19/2019	
2/20/2019	
4/2/2019	
9/17/2019	
9/18/2019	
2/13/2020	
2/18/2020	
2/19/2020	
3/23/2020	
3/24/2020	
9/15/2020	
2/10/2021	
3/30/2021	
3/31/2021	
8/18/2021	
8/19/2021	
2/8/2022	
2/9/2022	
2/10/2022	<0.2
2/11/2022	
8/22/2022	
8/23/2022	0.036 (J)
8/24/2022	
2/22/2023	
2/23/2023	
2/24/2023	0.047 (J)
8/1/2023	<0.2
8/2/2023	
8/7/2023	
8/8/2023	

ND substitution: RL or RL/2 if <15% NDs.

Time Series

Constituent: Fluoride (mg/L) Analysis Run 8/13/2026 4:35 PM View: Descriptive

Plant Scherer Client: Southern Company Data: Scherer AP

	PZ-40I
2/20/2024	
2/21/2024	
2/26/2024	
2/27/2024	<0.2
2/28/2024	
8/1/2024	
8/2/2024	
8/5/2024	<0.2
8/6/2024	
2/19/2025	
2/20/2025	<0.2
2/21/2025	
2/24/2025	
7/24/2025	
7/28/2025	
7/29/2025	0.1 (J)
7/30/2025	
2/17/2026	
2/18/2026	0.14 (J)
2/19/2026	
2/26/2026	
2/27/2026	

ND substitution: RL or RL/2 if <15% NDs.

Time Series

Constituent: Fluoride (mg/L) Analysis Run 8/13/2026 4:35 PM View: Descriptive

Plant Scherer Client: Southern Company Data: Scherer AP

	PZ-41S	PZ-42I	PZ-43S	PZ-44I	PZ-69I	PZ-70	PZ-29S	PZ-30I	SGWC-10A
10/16/2018				<0.2					
10/18/2018	<0.2	0.083 (J)	<0.2						
1/3/2019								<0.2	
1/8/2019							<0.2		
2/13/2020								0.038 (J)	
2/14/2020							0.043 (J)		
2/19/2020	<0.2								
2/9/2022	<0.2	0.033 (J)	0.028 (J)	<0.2					
2/10/2022					0.15				
8/22/2022		0.043 (J)							
8/24/2022	0.035 (J)		0.037 (J)	0.031 (J)	0.21				
2/23/2023	0.06 (J)	0.079 (J)							
2/24/2023			0.042 (J)		0.083 (J)				
2/28/2023				0.034 (J)					
8/2/2023	<0.2	0.053 (J)	<0.2	<0.2	0.087 (J)				
2/23/2024				<0.2	<0.2				
2/27/2024	<0.2	<0.2	<0.2						
8/1/2024				<0.2					
8/2/2024			<0.2		<0.2				
8/5/2024		<0.2							
8/6/2024	<0.2								
2/20/2025		<0.2							
2/21/2025	<0.2								
2/24/2025			<0.2	<0.2	<0.2				
7/29/2025	<0.2	0.11 (J)	0.13 (J)	0.11 (J)	0.13 (J)	0.12 (J)			
10/8/2025							0.19 (J)	0.14 (J)	
2/18/2026	0.16 (J)								
2/20/2026		0.18 (J)		0.18 (J)					
2/26/2026			0.16 (J)		0.19 (J)		0.16 (J)	0.14 (J)	
3/2/2026						0.15 (J)			0.41
5/19/2026									0.18 (J)

ND substitution: RL or RL/2 if <15% NDs.

Time Series

Constituent: Lead (mg/L) Analysis Run 8/13/2026 4:35 PM View: Descriptive

Plant Scherer Client: Southern Company Data: Scherer AP

	SGWA-1 (bg)	SGWA-2 (bg)	SGWA-3 (bg)	SGWA-4 (bg)	SGWA-5 (bg)	SGWA-24 (bg)	SGWA-25 (bg)	SGWC-6	SGWC-7
5/10/2016	<0.001	<0.001	<0.001		<0.001	<0.001	<0.001		
5/11/2016				<0.001				<0.001	<0.001
6/23/2016	<0.001	<0.001			<0.001	0.0001 (J)			
6/24/2016			<0.001	<0.001					
6/27/2016							<0.001	<0.001	<0.001
8/16/2016	<0.001	<0.001	<0.001		<0.001	<0.001			
8/17/2016				<0.001			<0.001	<0.001	0.00085 (J)
10/13/2016	<0.001					<0.001			
10/14/2016		<0.001	<0.001		<0.001		<0.001		
10/17/2016				<0.001				<0.001	
10/18/2016									<0.001
12/5/2016						<0.001			
12/6/2016	<0.001	<0.001	<0.001	<0.001	<0.001		<0.001	<0.001	<0.001
2/14/2017	<0.001	<0.001	<0.001	<0.001	<0.001	<0.001	<0.001	<0.001	<0.001
4/10/2017						<0.001			
4/11/2017	<0.001	<0.001	<0.001	<0.001	<0.001		<0.001		
4/12/2017								<0.001	<0.001
6/26/2017	<0.001	<0.001	<0.001	<0.001	<0.001	<0.001			
6/27/2017							<0.001	<0.001	<0.001
3/26/2018	<0.001	<0.001	<0.001			<0.001			
3/27/2018				<0.001	<0.001		<0.001	<0.001	<0.001
6/5/2018	<0.001	<0.001			<0.001	<0.001	<0.001		
6/6/2018			<0.001	<0.001				<0.001	<0.001
10/5/2018	<0.001	<0.001	<0.001			<0.001			
10/8/2018				<0.001	<0.001		<0.001	<0.001	
10/9/2018									<0.001
2/18/2019	<0.001	<0.001		<0.001					
2/19/2019			<0.001		<0.001	<0.001	<0.001		
2/20/2019								<0.001	<0.001
3/28/2019			<0.001	<0.001	<0.001		<0.001		
3/29/2019	<0.001	<0.001				<0.001			
4/1/2019									<0.001
4/2/2019								<0.001	
9/12/2019					<0.001				
9/13/2019						0.00014 (J)			
9/16/2019	<0.001	<0.001	0.00017 (J)	<0.001			<0.001	<0.001	
9/17/2019									<0.001
2/13/2020	<0.001	<0.001				<0.001			
2/17/2020					<0.001		<0.001		
2/18/2020			<0.001	<0.001				<0.001	<0.001
3/17/2020		<0.001	<0.001		<0.001		<0.001		
3/18/2020	0.00022 (J)			0.00021 (J)		0.00022 (J)			
3/25/2020								0.0002 (J)	
3/26/2020									<0.001
9/14/2020	<0.001	<0.001	<0.001	<0.001	<0.001	0.00014 (J)	<0.001	<0.001	<0.001
2/9/2021	<0.001	<0.001	<0.001	<0.001	<0.001	<0.001	<0.001	<0.001	0.00014 (J)
3/30/2021	<0.001	<0.001				<0.001			
3/31/2021			<0.001	<0.001	<0.001				
4/1/2021								<0.001	0.00015 (J)
4/7/2021							<0.001		
8/17/2021	<0.001	<0.001		<0.001			<0.001		
8/18/2021			<0.001		0.0003 (J)	0.00023 (J)		<0.001	<0.001

ND substitution: RL or RL/2 if <15% NDs.

Time Series

Constituent: Lead (mg/L) Analysis Run 8/13/2026 4:35 PM View: Descriptive

Plant Scherer Client: Southern Company Data: Scherer AP

	SGWA-1 (bg)	SGWA-2 (bg)	SGWA-3 (bg)	SGWA-4 (bg)	SGWA-5 (bg)	SGWA-24 (bg)	SGWA-25 (bg)	SGWC-6	SGWC-7
2/9/2022	<0.001	<0.001	<0.001	<0.001	<0.001		<0.001	<0.001	<0.001
2/10/2022						<0.001			
8/17/2022	0.00018 (J)	0.00044 (J)							
8/18/2022			<0.001	<0.001	<0.001	<0.001	<0.001		<0.001
8/19/2022								<0.001	
2/21/2023	<0.001		<0.001		<0.001				
2/22/2023		<0.001		<0.001				<0.001	<0.001
2/23/2023						<0.001	<0.001		
8/1/2023	<0.001	<0.001			<0.001			<0.001	
8/7/2023			<0.001	<0.001					
8/8/2023						<0.001	<0.001		<0.001
2/20/2024	<0.001	<0.001		<0.001				<0.001	
2/21/2024			<0.001		<0.001	<0.001			<0.001
2/27/2024							<0.001		
7/31/2024	<0.001	<0.001	<0.001	<0.001	<0.001	<0.001	<0.001		<0.001
8/1/2024								<0.001	
2/19/2025				<0.001		<0.001	<0.001		<0.001
2/20/2025	<0.001	<0.001	<0.001		<0.001			0.00054 (J)	
7/24/2025	<0.001	<0.001	<0.001	<0.001					
7/28/2025						<0.001			
7/29/2025								0.0026	
7/30/2025							<0.001		<0.001
7/31/2025					<0.001				
2/19/2026			<0.001	<0.001		<0.001		<0.001	
2/20/2026		<0.001					<0.001		<0.001
3/2/2026	<0.001				<0.001				

ND substitution: RL or RL/2 if <15% NDs.

Time Series

Constituent: Lead (mg/L) Analysis Run 8/13/2026 4:35 PM View: Descriptive

Plant Scherer Client: Southern Company Data: Scherer AP

	SGWC-8
5/10/2016	
5/11/2016	<0.001
6/23/2016	
6/24/2016	
6/27/2016	<0.001
8/16/2016	
8/17/2016	<0.001
10/13/2016	
10/14/2016	
10/17/2016	<0.001
10/18/2016	
12/5/2016	
12/6/2016	<0.001
2/14/2017	<0.001
4/10/2017	
4/11/2017	
4/12/2017	<0.001
6/26/2017	
6/27/2017	<0.001
3/26/2018	
3/27/2018	<0.001
6/5/2018	
6/6/2018	<0.001
10/5/2018	
10/8/2018	
10/9/2018	<0.001
2/18/2019	
2/19/2019	
2/20/2019	<0.001
3/28/2019	
3/29/2019	
4/1/2019	<0.001
4/2/2019	
9/12/2019	
9/13/2019	
9/16/2019	
9/17/2019	<0.001
2/13/2020	
2/17/2020	
2/18/2020	<0.001
3/17/2020	
3/18/2020	
3/25/2020	0.00029 (J)
3/26/2020	
9/14/2020	<0.001
2/9/2021	0.00062 (J)
3/30/2021	
3/31/2021	
4/1/2021	<0.001
4/7/2021	
8/17/2021	
8/18/2021	<0.001

ND substitution: RL or RL/2 if <15% NDs.

Time Series

Constituent: Lead (mg/L) Analysis Run 8/13/2026 4:35 PM View: Descriptive

Plant Scherer Client: Southern Company Data: Scherer AP

	SGWC-8
2/9/2022	
2/10/2022	<0.001
8/17/2022	
8/18/2022	<0.001
8/19/2022	
2/21/2023	
2/22/2023	<0.001
2/23/2023	
8/1/2023	
8/7/2023	
8/8/2023	<0.001
2/20/2024	
2/21/2024	<0.001
2/27/2024	
7/31/2024	
8/1/2024	<0.001
2/19/2025	<0.001
2/20/2025	
7/24/2025	
7/28/2025	
7/29/2025	
7/30/2025	<0.001
7/31/2025	
2/19/2026	<0.001
2/20/2026	
3/2/2026	

ND substitution: RL or RL/2 if <15% NDs.

Time Series

Constituent: Lead (mg/L) Analysis Run 8/13/2026 4:35 PM View: Descriptive

Plant Scherer Client: Southern Company Data: Scherer AP

	SGWC-9	SGWC-10	SGWC-11	SGWC-12	SGWC-13	SGWC-14	SGWC-15	SGWC-16	SGWC-17
5/11/2016	<0.001	<0.001	<0.001	<0.001					
5/12/2016					<0.001	<0.001	<0.001	<0.001	<0.001
5/13/2016									
6/28/2016		<0.001	<0.001	<0.001	<0.001	<0.001	<0.001	<0.001	
6/29/2016	<0.001								<0.001
6/30/2016									
8/17/2016		<0.001	<0.001						
8/18/2016				<0.001	<0.001	<0.001	<0.001	<0.001	<0.001
8/22/2016	<0.001								
10/17/2016		<0.001	<0.001	<0.001	<0.001	<0.001			
10/18/2016	<0.001						<0.001	<0.001	
10/19/2016									<0.001
12/6/2016		<0.001	<0.001	<0.001	<0.001				
12/7/2016	<0.001					<0.001	<0.001	<0.001	<0.001
2/15/2017		<0.001	<0.001	<0.001	<0.001	<0.001	<0.001		<0.001
2/16/2017	<0.001							<0.001	
4/12/2017		<0.001	<0.001	<0.001	<0.001	<0.001	<0.001		
4/13/2017	<0.001							<0.001	<0.001
6/27/2017	<0.001	<0.001	<0.001	<0.001	<0.001	<0.001	<0.001	<0.001	<0.001
6/28/2017									
3/27/2018		<0.001	<0.001	<0.001	0.00039 (J)	<0.001	<0.001	<0.001	<0.001
3/28/2018	<0.001								
6/6/2018	<0.001	<0.001	<0.001	<0.001					
6/7/2018					<0.001	<0.001	<0.001	<0.001	<0.001
6/8/2018									
10/8/2018				<0.001	<0.001	<0.001		<0.001	<0.001
10/9/2018	<0.001	<0.001							
10/16/2018			<0.001				<0.001		
10/18/2018									
1/2/2019									
2/20/2019	<0.001	<0.001	<0.001	<0.001	<0.001	<0.001	<0.001	<0.001	<0.001
4/1/2019	<0.001	<0.001	<0.001	<0.001	<0.001	<0.001	<0.001		
4/2/2019								<0.001	<0.001
9/16/2019	<0.001		<0.001	<0.001					
9/17/2019		0.00013 (J)			<0.001	0.00016 (J)	<0.001	<0.001	<0.001
2/18/2020			<0.001						
2/19/2020	<0.001	0.00014 (J)		<0.001	<0.001	<0.001	<0.001	<0.001	<0.001
2/20/2020									
3/24/2020									<0.001
3/25/2020	<0.001	<0.001	<0.001						
3/26/2020				<0.001					
3/27/2020					<0.001	0.00066 (J)	0.00023 (J)	0.00013 (J)	
9/14/2020	<0.001	<0.001	<0.001	<0.001	<0.001				
9/15/2020						<0.001	<0.001	<0.001	<0.001
2/9/2021	<0.001	0.00013 (J)	<0.001	<0.001	<0.001	<0.001	<0.001	<0.001	
2/10/2021									0.00017 (J)
3/30/2021									
3/31/2021	<0.001	<0.001					<0.001		
4/1/2021								<0.001	<0.001
4/6/2021						<0.001			
4/7/2021			<0.001	<0.001	<0.001				
8/18/2021									<0.001

ND substitution: RL or RL/2 if <15% NDs.

Time Series

Constituent: Lead (mg/L) Analysis Run 8/13/2026 4:35 PM View: Descriptive

Plant Scherer Client: Southern Company Data: Scherer AP

	SGWC-9	SGWC-10	SGWC-11	SGWC-12	SGWC-13	SGWC-14	SGWC-15	SGWC-16	SGWC-17
8/19/2021	<0.001	<0.001	<0.001		<0.001	<0.001	<0.001	<0.001	
8/20/2021				<0.001					
2/10/2022	<0.001		<0.001	0.0002 (J)				<0.001	
2/11/2022		<0.001			<0.001		<0.001		<0.001
2/14/2022						<0.001			
8/18/2022	<0.001		<0.001	<0.001	<0.001				
8/19/2022		<0.001				0.00028 (J)	<0.001		
8/23/2022									
8/31/2022								<0.001	<0.001
2/22/2023	<0.001	<0.001	<0.001						<0.001
2/23/2023				<0.001	<0.001	<0.001	<0.001	<0.001	
8/2/2023			<0.001		<0.001				
8/7/2023	<0.001	<0.001		<0.001			<0.001		<0.001
8/8/2023						<0.001		<0.001	
2/21/2024	<0.001								
2/23/2024		<0.001	<0.001	<0.001	0.00038 (J)				
2/26/2024							<0.001	<0.001	<0.001
2/27/2024						<0.001			
8/1/2024	<0.001		<0.001	<0.001	<0.001	<0.001	<0.001	<0.001	
8/5/2024		<0.001							<0.001
2/19/2025	<0.001	<0.001		<0.001	<0.001	<0.001		<0.001	<0.001
2/20/2025			<0.001				<0.001		
2/21/2025									
7/23/2025								0.0014	<0.001
7/25/2025									
7/30/2025	<0.001	<0.001			<0.001		<0.001		
7/31/2025			<0.001	<0.001		<0.001			
2/17/2026							<0.001		
2/18/2026			<0.001	<0.001	<0.001			<0.001	0.0011
2/19/2026						<0.001			
2/25/2026	<0.001								

ND substitution: RL or RL/2 if <15% NDs.

Time Series

Constituent: Lead (mg/L) Analysis Run 8/13/2026 4:35 PM View: Descriptive

Plant Scherer Client: Southern Company Data: Scherer AP

	SGWC-18
5/11/2016	
5/12/2016	
5/13/2016	<0.001
6/28/2016	
6/29/2016	
6/30/2016	<0.001
8/17/2016	
8/18/2016	
8/22/2016	<0.001
10/17/2016	
10/18/2016	
10/19/2016	<0.001
12/6/2016	
12/7/2016	<0.001
2/15/2017	
2/16/2017	<0.001
4/12/2017	
4/13/2017	<0.001
6/27/2017	
6/28/2017	<0.001
3/27/2018	
3/28/2018	<0.001
6/6/2018	
6/7/2018	
6/8/2018	<0.001
10/8/2018	
10/9/2018	
10/16/2018	
10/18/2018	<0.001
1/2/2019	<0.001
2/20/2019	<0.001
4/1/2019	
4/2/2019	<0.001
9/16/2019	
9/17/2019	<0.001
2/18/2020	
2/19/2020	
2/20/2020	<0.001
3/24/2020	
3/25/2020	
3/26/2020	<0.001
3/27/2020	
9/14/2020	
9/15/2020	<0.001
2/9/2021	
2/10/2021	0.00029 (J)
3/30/2021	<0.001
3/31/2021	
4/1/2021	
4/6/2021	
4/7/2021	
8/18/2021	0.00071 (J)

ND substitution: RL or RL/2 if <15% NDs.

Time Series

Constituent: Lead (mg/L) Analysis Run 8/13/2026 4:35 PM View: Descriptive

Plant Scherer Client: Southern Company Data: Scherer AP

	SGWC-18
8/19/2021	
8/20/2021	
2/10/2022	<0.001
2/11/2022	
2/14/2022	
8/18/2022	
8/19/2022	
8/23/2022	<0.001
8/31/2022	
2/22/2023	<0.001
2/23/2023	
8/2/2023	
8/7/2023	<0.001
8/8/2023	
2/21/2024	
2/23/2024	
2/26/2024	
2/27/2024	<0.001
8/1/2024	
8/5/2024	<0.001
2/19/2025	
2/20/2025	
2/21/2025	<0.001
7/23/2025	
7/25/2025	<0.001
7/30/2025	
7/31/2025	
2/17/2026	
2/18/2026	
2/19/2026	
2/25/2026	

ND substitution: RL or RL/2 if <15% NDs.

Time Series

Constituent: Lead (mg/L) Analysis Run 8/13/2026 4:35 PM View: Descriptive

Plant Scherer Client: Southern Company Data: Scherer AP

	SGWC-19	SGWC-20	SGWC-21	SGWC-22	SGWC-23	PZ-13S	PZ-14S	PZ-17I	PZ-39S
5/12/2016		<0.001	<0.001	<0.001	<0.001				
5/13/2016	<0.001								
6/29/2016	<0.001	0.0005 (J)	9E-05 (J)	<0.001	9E-05 (J)				
8/19/2016				<0.001	<0.001				
8/22/2016	<0.001	<0.001	<0.001						
10/18/2016	<0.001	<0.001	<0.001	<0.001	<0.001				
12/7/2016			<0.001	<0.001	<0.001				
12/8/2016	<0.001	<0.001							
2/15/2017					<0.001				
2/16/2017	<0.001	0.00035 (J)	<0.001	<0.001					
4/13/2017	<0.001	<0.001	<0.001	<0.001	<0.001				
6/28/2017	<0.001	0.00041 (J)	<0.001	<0.001	<0.001				
3/27/2018					<0.001				
3/28/2018	<0.001	<0.001	<0.001	<0.001					
6/7/2018		<0.001	<0.001	<0.001	<0.001				
6/8/2018	<0.001								
10/8/2018			<0.001	<0.001	<0.001				
10/9/2018	<0.001								
10/17/2018									<0.001
10/18/2018		<0.001						<0.001	
1/10/2019							<0.001		
2/19/2019				<0.001	<0.001				
2/20/2019	<0.001	0.00027 (J)	<0.001						
4/2/2019	<0.001	<0.001	<0.001	<0.001	<0.001				
9/17/2019	<0.001	0.00025 (J)	<0.001						
9/18/2019				<0.001	<0.001				
2/13/2020							<0.001		
2/18/2020		0.00025 (J)	<0.001	0.00018 (J)	<0.001				
2/19/2020	<0.001								
3/23/2020	<0.001	0.00023 (J)	<0.001						
3/24/2020				<0.001	<0.001				
9/15/2020	<0.001	0.00017 (J)	0.00022 (J)	0.00019 (J)	<0.001				
2/10/2021	<0.001	0.0003 (J)	0.00016 (J)	0.00016 (J)	<0.001				
3/30/2021	<0.001	0.00018 (J)	0.0002 (J)						
3/31/2021				0.00015 (J)	<0.001				
8/18/2021			0.00041 (J)	<0.001	<0.001				
8/19/2021	<0.001	0.00034 (J)							
2/8/2022						<0.001	<0.001		
2/9/2022								<0.001	<0.001
2/10/2022				<0.001	<0.001				
2/11/2022	0.00033 (J)	0.00021 (J)	<0.001						
8/22/2022	<0.001	0.00028 (J)	0.0002 (J)	0.00017 (J)	<0.001				
8/23/2022							<0.001		<0.001
8/24/2022						<0.001		<0.001	
2/22/2023	<0.001	<0.001							
2/23/2023			<0.001	<0.001	<0.001	<0.001	<0.001	<0.001	
2/24/2023									<0.001
8/1/2023							<0.001	<0.001	
8/2/2023						<0.001			<0.001
8/7/2023	<0.001	<0.001		<0.001					
8/8/2023			<0.001		<0.001				
2/20/2024	<0.001								

ND substitution: RL or RL/2 if <15% NDs.

Time Series

Constituent: Lead (mg/L) Analysis Run 8/13/2026 4:35 PM View: Descriptive

Plant Scherer Client: Southern Company Data: Scherer AP

	SGWC-19	SGWC-20	SGWC-21	SGWC-22	SGWC-23	PZ-13S	PZ-14S	PZ-17I	PZ-39S
2/21/2024				<0.001	<0.001	<0.001			
2/26/2024		<0.001						<0.001	
2/27/2024			<0.001						<0.001
2/28/2024							<0.001		
8/1/2024	<0.001							<0.001	
8/2/2024		<0.001	<0.001	<0.001	<0.001				
8/5/2024						<0.001	<0.001		
8/6/2024									<0.001
2/19/2025						0.00069 (J)	<0.001		
2/20/2025		<0.001	0.0047	<0.001					
2/21/2025	<0.001				<0.001			<0.001	
2/24/2025									<0.001
7/24/2025	<0.001	<0.001							
7/28/2025			<0.001	<0.001	<0.001				
7/29/2025							<0.001	<0.001	<0.001
7/30/2025						<0.001			
2/17/2026		<0.001							
2/18/2026	<0.001		<0.001					<0.001	
2/19/2026				<0.001	<0.001		<0.001		
2/26/2026									<0.001
2/27/2026						<0.001			

ND substitution: RL or RL/2 if <15% NDs.

Time Series

Constituent: Lead (mg/L) Analysis Run 8/13/2026 4:35 PM View: Descriptive

Plant Scherer Client: Southern Company Data: Scherer AP

	PZ-40I
5/12/2016	
5/13/2016	
6/29/2016	
8/19/2016	
8/22/2016	
10/18/2016	
12/7/2016	
12/8/2016	
2/15/2017	
2/16/2017	
4/13/2017	
6/28/2017	
3/27/2018	
3/28/2018	
6/7/2018	
6/8/2018	
10/8/2018	
10/9/2018	
10/17/2018	
10/18/2018	<0.001
1/10/2019	
2/19/2019	
2/20/2019	
4/2/2019	
9/17/2019	
9/18/2019	
2/13/2020	
2/18/2020	
2/19/2020	
3/23/2020	
3/24/2020	
9/15/2020	
2/10/2021	
3/30/2021	
3/31/2021	
8/18/2021	
8/19/2021	
2/8/2022	
2/9/2022	
2/10/2022	<0.001
2/11/2022	
8/22/2022	
8/23/2022	<0.001
8/24/2022	
2/22/2023	
2/23/2023	
2/24/2023	<0.001
8/1/2023	<0.001
8/2/2023	
8/7/2023	
8/8/2023	
2/20/2024	

ND substitution: RL or RL/2 if <15% NDs.

Time Series

Constituent: Lead (mg/L) Analysis Run 8/13/2026 4:35 PM View: Descriptive

Plant Scherer Client: Southern Company Data: Scherer AP

	PZ-40I
2/21/2024	
2/26/2024	
2/27/2024	<0.001
2/28/2024	
8/1/2024	
8/2/2024	
8/5/2024	<0.001
8/6/2024	
2/19/2025	
2/20/2025	<0.001
2/21/2025	
2/24/2025	
7/24/2025	
7/28/2025	
7/29/2025	<0.001
7/30/2025	
2/17/2026	
2/18/2026	<0.001
2/19/2026	
2/26/2026	
2/27/2026	

ND substitution: RL or RL/2 if <15% NDs.

Time Series

Constituent: Lead (mg/L) Analysis Run 8/13/2026 4:35 PM View: Descriptive

Plant Scherer Client: Southern Company Data: Scherer AP

	PZ-41S	PZ-42I	PZ-43S	PZ-44I	PZ-69I	PZ-70	PZ-29S	PZ-30I	SGWC-10A
10/16/2018				<0.001					
10/18/2018	<0.001	<0.001	<0.001						
1/3/2019								<0.001	
1/8/2019							<0.001		
2/13/2020								<0.001	
2/14/2020							<0.001		
2/19/2020	<0.001								
2/9/2022	<0.001	<0.001	<0.001	<0.001					
2/10/2022					<0.001				
8/22/2022		0.00019 (J)							
8/24/2022	<0.001		<0.001	<0.001	<0.001				
2/23/2023	<0.001	<0.001							
2/24/2023			<0.001		<0.001				
2/28/2023				<0.001					
8/2/2023	<0.001	<0.001	<0.001	<0.001	<0.001				
2/23/2024				<0.001	<0.001				
2/27/2024	<0.001	<0.001	<0.001						
8/1/2024				<0.001					
8/2/2024			<0.001		<0.001				
8/5/2024		<0.001							
8/6/2024	<0.001								
2/20/2025		<0.001							
2/21/2025	<0.001								
2/24/2025			<0.001	<0.001	<0.001				
7/29/2025	<0.001	0.0016	<0.001	<0.001	<0.001	<0.001			
10/8/2025							<0.001	<0.001	
2/18/2026	<0.001								
2/20/2026		<0.001		<0.001					
2/26/2026			<0.001		<0.001		<0.001	<0.001	
3/2/2026						<0.001			0.0012
5/19/2026									<0.001

ND substitution: RL or RL/2 if <15% NDs.

Time Series

Constituent: Lithium (mg/L) Analysis Run 8/13/2026 4:35 PM View: Descriptive

Plant Scherer Client: Southern Company Data: Scherer AP

	SGWA-1 (bg)	SGWA-2 (bg)	SGWA-3 (bg)	SGWA-4 (bg)	SGWA-5 (bg)	SGWA-24 (bg)	SGWA-25 (bg)	SGWC-6	SGWC-7
5/10/2016	<0.02	<0.02	<0.02		<0.02	<0.02	<0.02		
5/11/2016				<0.02				<0.02	<0.02
6/23/2016	0.0013 (J)	<0.02			<0.02	<0.02			
6/24/2016			<0.02	<0.02					
6/27/2016							<0.02	<0.02	0.0031 (J)
8/16/2016	<0.02	<0.02	<0.02		<0.02	<0.02			
8/17/2016				<0.02			<0.02	<0.02	0.0046 (J)
10/13/2016	<0.02					<0.02			
10/14/2016		<0.02	<0.02		<0.02		<0.02		
10/17/2016				<0.02				<0.02	
10/18/2016									0.0036 (J)
12/5/2016						<0.02			
12/6/2016	<0.02	<0.02	<0.02	<0.02	<0.02		<0.02	<0.02	0.0043 (J)
2/14/2017	<0.02	<0.02	<0.02	<0.02	<0.02	<0.02	<0.02	<0.02	0.0043 (J)
4/10/2017						<0.02			
4/11/2017	<0.02	<0.02	<0.02	<0.02	<0.02		<0.02		
4/12/2017								<0.02	0.0051
6/26/2017	<0.02	<0.02	<0.02	<0.02	<0.02	<0.02			
6/27/2017							<0.02	<0.02	0.0033 (J)
3/26/2018	0.0024 (J)	<0.02	0.0013 (J)			<0.02			
3/27/2018				<0.02	0.0017 (J)		<0.02	<0.02	0.0061
6/5/2018	0.0018 (J)	<0.02			<0.02	0.0011 (J)	0.0015 (J)		
6/6/2018			<0.02	<0.02				<0.02	0.004 (J)
10/5/2018	0.0018 (J)	<0.02	<0.02			0.0012 (J)			
10/8/2018				<0.02	<0.02		<0.02	<0.02	
10/9/2018									0.0053
2/18/2019	<0.02	<0.02		<0.02					
2/19/2019			<0.02		<0.02	<0.02	<0.02		
2/20/2019								<0.02	0.006
3/28/2019			<0.02	<0.02	<0.02		<0.02		
3/29/2019	<0.02	<0.02				<0.02			
4/1/2019									0.0058
4/2/2019								<0.02	
9/12/2019					<0.02				
9/13/2019						<0.02			
9/16/2019	0.0034	<0.02	<0.02	<0.02			<0.02	<0.02	
9/17/2019									0.0049
2/13/2020	<0.02	<0.02				<0.02			
2/17/2020					<0.02		<0.02		
2/18/2020			<0.02	<0.02				<0.02	0.0052
3/17/2020		<0.02	<0.02		<0.02		<0.02		
3/18/2020	<0.02			<0.02		<0.02			
3/25/2020								<0.02	
3/26/2020									0.006
9/14/2020	<0.02	<0.02	<0.02	<0.02	<0.02	<0.02	<0.02	<0.02	0.0051
2/9/2021	<0.02	<0.02	<0.02	<0.02	<0.02	<0.02	<0.02	<0.02	0.0052
3/30/2021	<0.02	<0.02				<0.02			
3/31/2021			<0.02	<0.02	<0.02				
4/1/2021								<0.02	0.0053
4/7/2021							<0.02		
8/17/2021	<0.02	<0.02		<0.02			<0.02		
8/18/2021			<0.02		<0.02	<0.02		<0.02	0.0034 (J)

ND substitution: RL or RL/2 if <15% NDs.

Time Series

Constituent: Lithium (mg/L) Analysis Run 8/13/2026 4:35 PM View: Descriptive

Plant Scherer Client: Southern Company Data: Scherer AP

	SGWA-1 (bg)	SGWA-2 (bg)	SGWA-3 (bg)	SGWA-4 (bg)	SGWA-5 (bg)	SGWA-24 (bg)	SGWA-25 (bg)	SGWC-6	SGWC-7
2/9/2022	0.0011 (J)	<0.02	<0.02	<0.02	0.00094 (J)		<0.02	0.0013 (J)	0.0048 (J)
2/10/2022						<0.02			
8/17/2022	0.0035 (J)	0.0016 (J)							
8/18/2022			0.0012 (J)	0.00086 (J)	0.0019 (J)	0.0015 (J)	0.0014 (J)		0.0061
8/19/2022								0.0023 (J)	
2/21/2023	0.0022 (J)		<0.02		0.002 (J)				
2/22/2023		<0.02		<0.02				<0.02	0.0056
2/23/2023						0.0022 (J)	0.002 (J)		
8/1/2023	<0.02	<0.02			<0.02			<0.02	
8/7/2023			<0.02	<0.02					
8/8/2023						<0.02	<0.02		0.0041 (J)
2/20/2024	0.0051	0.0025 (J)		<0.02				0.0046 (J)	
2/21/2024			<0.02		<0.02	<0.02			0.003 (J)
2/27/2024							0.0023 (J)		
7/31/2024	<0.02	<0.02	<0.02	<0.02	<0.02	<0.02	<0.02		0.002 (J)
8/1/2024								0.004 (J)	
2/19/2025				0.0037 (J)		<0.02	0.0033 (J)		0.0063
2/20/2025	<0.02	<0.02	<0.02		0.0031 (J)			<0.02	
7/24/2025	<0.02	<0.02	<0.02	<0.02					
7/28/2025						<0.02			
7/29/2025								<0.02	
7/30/2025							<0.02		0.0063 (J)
7/31/2025					<0.02				
2/19/2026			<0.02	<0.02		0.0037 (J)		0.0051 (J)	
2/20/2026		<0.02					0.0039 (J)		0.0084 (J)
3/2/2026	<0.02				<0.02				

ND substitution: RL or RL/2 if <15% NDs.

Time Series

Constituent: Lithium (mg/L) Analysis Run 8/13/2026 4:35 PM View: Descriptive

Plant Scherer Client: Southern Company Data: Scherer AP

	SGWC-8
5/10/2016	
5/11/2016	<0.02
6/23/2016	
6/24/2016	
6/27/2016	0.0013 (J)
8/16/2016	
8/17/2016	<0.02
10/13/2016	
10/14/2016	
10/17/2016	<0.02
10/18/2016	
12/5/2016	
12/6/2016	<0.02
2/14/2017	<0.02
4/10/2017	
4/11/2017	
4/12/2017	<0.02
6/26/2017	
6/27/2017	<0.02
3/26/2018	
3/27/2018	0.0023 (J)
6/5/2018	
6/6/2018	0.0018 (J)
10/5/2018	
10/8/2018	
10/9/2018	0.002 (J)
2/18/2019	
2/19/2019	
2/20/2019	<0.02
3/28/2019	
3/29/2019	
4/1/2019	0.0021 (J)
4/2/2019	
9/12/2019	
9/13/2019	
9/16/2019	
9/17/2019	<0.02
2/13/2020	
2/17/2020	
2/18/2020	<0.02
3/17/2020	
3/18/2020	
3/25/2020	<0.02
3/26/2020	
9/14/2020	<0.02
2/9/2021	<0.02
3/30/2021	
3/31/2021	
4/1/2021	<0.02
4/7/2021	
8/17/2021	
8/18/2021	<0.02

ND substitution: RL or RL/2 if <15% NDs.

Time Series

Constituent: Lithium (mg/L) Analysis Run 8/13/2026 4:35 PM View: Descriptive

Plant Scherer Client: Southern Company Data: Scherer AP

	SGWC-8
2/9/2022	
2/10/2022	0.0015 (J)
8/17/2022	
8/18/2022	0.0025 (J)
8/19/2022	
2/21/2023	
2/22/2023	0.0014 (J)
2/23/2023	
8/1/2023	
8/7/2023	
8/8/2023	<0.02
2/20/2024	
2/21/2024	<0.02
2/27/2024	
7/31/2024	
8/1/2024	<0.02
2/19/2025	<0.02
2/20/2025	
7/24/2025	
7/28/2025	
7/29/2025	
7/30/2025	<0.02
7/31/2025	
2/19/2026	0.0045 (J)
2/20/2026	
3/2/2026	

ND substitution: RL or RL/2 if <15% NDs.

Time Series

Constituent: Lithium (mg/L) Analysis Run 8/13/2026 4:35 PM View: Descriptive

Plant Scherer Client: Southern Company Data: Scherer AP

	SGWC-9	SGWC-10	SGWC-11	SGWC-12	SGWC-13	SGWC-14	SGWC-15	SGWC-16	SGWC-17
5/11/2016	<0.02	<0.02	<0.02	<0.02					
5/12/2016					<0.02	<0.02	<0.02	<0.02	<0.02
5/13/2016									
6/28/2016		<0.02	0.0013 (J)	<0.02	<0.02	<0.02	0.0024 (J)	<0.02	
6/29/2016	<0.02								<0.02
6/30/2016									
8/17/2016		<0.02	<0.02						
8/18/2016				<0.02	<0.02	<0.02	<0.02	<0.02	<0.02
8/22/2016	<0.02								
10/17/2016		<0.02	<0.02	<0.02	<0.02	<0.02			
10/18/2016	<0.02						<0.02	<0.02	
10/19/2016									<0.02
12/6/2016		<0.02	<0.02	<0.02	<0.02				
12/7/2016	<0.02					<0.02	<0.02	<0.02	<0.02
2/15/2017		<0.02	<0.02	<0.02	<0.02	<0.02	<0.02		<0.02
2/16/2017	<0.02							<0.02	
4/12/2017		<0.02	<0.02	<0.02	<0.02	<0.02	<0.02		
4/13/2017	<0.02							<0.02	<0.02
6/27/2017	<0.02	<0.02	<0.02	<0.02	<0.02	<0.02	<0.02	<0.02	<0.02
6/28/2017									
3/27/2018		<0.02	0.0029 (J)	<0.02	<0.02	<0.02	0.0034 (J)	<0.02	0.0014 (J)
3/28/2018	<0.02								
6/6/2018	<0.02	<0.02	0.0017 (J)	<0.02					
6/7/2018					<0.02	<0.02	0.003 (J)	<0.02	<0.02
6/8/2018									
10/8/2018				<0.02	0.0014 (J)	0.0011 (J)		0.0015 (J)	<0.02
10/9/2018	<0.02	<0.02							
10/16/2018			0.0031 (J)				0.0034 (J)		
10/18/2018									
1/2/2019									
2/20/2019	<0.02	<0.02	0.0031 (J)	<0.02	<0.02	<0.02	0.0038 (J)	<0.02	<0.02
4/1/2019	<0.02	<0.02	0.0017 (J)	0.0011 (J)	<0.02	<0.02	0.0025 (J)		
4/2/2019								<0.02	<0.02
9/16/2019	<0.02		<0.02	<0.02					
9/17/2019		<0.02			<0.02	<0.02	0.0037	<0.02	<0.02
2/18/2020			<0.02						
2/19/2020	<0.02	<0.02		<0.02	<0.02	<0.02	<0.02	<0.02	<0.02
2/20/2020									
3/24/2020									<0.02
3/25/2020	<0.02	<0.02	<0.02						
3/26/2020				<0.02					
3/27/2020					<0.02	<0.02	0.0038 (J)	<0.02	
9/14/2020	<0.02	<0.02	<0.02	<0.02	<0.02				
9/15/2020						<0.02	0.0037 (J)	<0.02	<0.02
2/9/2021	<0.02	<0.02	<0.02	<0.02	<0.02	<0.02	<0.02	<0.02	
2/10/2021									<0.02
3/30/2021									
3/31/2021	<0.02	<0.02					<0.02		
4/1/2021								<0.02	<0.02
4/6/2021						<0.02			
4/7/2021			<0.02	<0.02	<0.02				
8/18/2021									<0.02

ND substitution: RL or RL/2 if <15% NDs.

Time Series

Constituent: Lithium (mg/L) Analysis Run 8/13/2026 4:35 PM View: Descriptive

Plant Scherer Client: Southern Company Data: Scherer AP

	SGWC-9	SGWC-10	SGWC-11	SGWC-12	SGWC-13	SGWC-14	SGWC-15	SGWC-16	SGWC-17
8/19/2021	<0.02	<0.02	<0.02		<0.02	<0.02	<0.02	<0.02	
8/20/2021				<0.02					
2/10/2022	<0.02		0.0022 (J)	<0.02				<0.02	
2/11/2022		<0.02			<0.02		0.0027 (J)		<0.02
2/14/2022						<0.02			
8/18/2022	0.0014 (J)		0.0033 (J)	0.0012 (J)	0.0012 (J)				
8/19/2022		0.0011 (J)				0.0015 (J)	0.0038 (J)		
8/23/2022									
8/31/2022								0.0012 (J)	<0.02
2/22/2023	<0.02	<0.02	0.0024 (J)						<0.02
2/23/2023				<0.02	<0.02	<0.02	0.0022 (J)	<0.02	
8/2/2023			<0.02		<0.02				
8/7/2023	<0.02	<0.02		<0.02			<0.02		<0.02
8/8/2023						<0.02		<0.02	
2/21/2024	<0.02								
2/23/2024		<0.02	<0.02	<0.02	<0.02				
2/26/2024							<0.02	<0.02	<0.02
2/27/2024						0.0021 (J)			
8/1/2024	<0.02		0.0059	<0.02	0.0026 (J)	<0.02	0.0042 (J)	<0.02	
8/5/2024		<0.02							<0.02
2/19/2025	<0.02	<0.02		<0.02	0.0025 (J)	0.0035 (J)		0.0038 (J)	<0.02
2/20/2025			0.0043 (J)				0.0038 (J)		
2/21/2025									
7/23/2025								<0.02	<0.02
7/25/2025									
7/30/2025	<0.02	<0.02			<0.02		0.0042 (J)		
7/31/2025			<0.02	<0.02		<0.02			
2/17/2026							0.0039 (J)		
2/18/2026			<0.02	<0.02	<0.02			<0.02	<0.02
2/19/2026						0.0044 (J)			
2/25/2026	<0.02								

ND substitution: RL or RL/2 if <15% NDs.

Time Series

Constituent: Lithium (mg/L) Analysis Run 8/13/2026 4:35 PM View: Descriptive

Plant Scherer Client: Southern Company Data: Scherer AP

	SGWC-18
5/11/2016	
5/12/2016	
5/13/2016	<0.02
6/28/2016	
6/29/2016	
6/30/2016	0.0032 (J)
8/17/2016	
8/18/2016	
8/22/2016	<0.02
10/17/2016	
10/18/2016	
10/19/2016	0.0042 (J)
12/6/2016	
12/7/2016	<0.02
2/15/2017	
2/16/2017	0.0034 (J)
4/12/2017	
4/13/2017	<0.02
6/27/2017	
6/28/2017	<0.02
3/27/2018	
3/28/2018	0.0056
6/6/2018	
6/7/2018	
6/8/2018	0.0042 (J)
10/8/2018	
10/9/2018	
10/16/2018	
10/18/2018	0.0054
1/2/2019	0.0055
2/20/2019	0.0054
4/1/2019	
4/2/2019	0.0041 (J)
9/16/2019	
9/17/2019	0.005
2/18/2020	
2/19/2020	
2/20/2020	0.0045 (J)
3/24/2020	
3/25/2020	
3/26/2020	0.0046 (J)
3/27/2020	
9/14/2020	
9/15/2020	0.0049 (J)
2/9/2021	
2/10/2021	0.0055
3/30/2021	0.0043 (J)
3/31/2021	
4/1/2021	
4/6/2021	
4/7/2021	
8/18/2021	0.0047 (J)

ND substitution: RL or RL/2 if <15% NDs.

Time Series

Constituent: Lithium (mg/L) Analysis Run 8/13/2026 4:35 PM View: Descriptive

Plant Scherer Client: Southern Company Data: Scherer AP

	SGWC-18
8/19/2021	
8/20/2021	
2/10/2022	0.0039 (J)
2/11/2022	
2/14/2022	
8/18/2022	
8/19/2022	
8/23/2022	0.0032 (J)
8/31/2022	
2/22/2023	0.0035 (J)
2/23/2023	
8/2/2023	
8/7/2023	<0.02
8/8/2023	
2/21/2024	
2/23/2024	
2/26/2024	
2/27/2024	0.0069
8/1/2024	
8/5/2024	<0.02
2/19/2025	
2/20/2025	
2/21/2025	0.0026 (J)
7/23/2025	
7/25/2025	0.0047 (J)
7/30/2025	
7/31/2025	
2/17/2026	
2/18/2026	
2/19/2026	
2/25/2026	

ND substitution: RL or RL/2 if <15% NDs.

Time Series

Constituent: Lithium (mg/L) Analysis Run 8/13/2026 4:35 PM View: Descriptive

Plant Scherer Client: Southern Company Data: Scherer AP

	SGWC-19	SGWC-20	SGWC-21	SGWC-22	SGWC-23	PZ-13S	PZ-14S	PZ-17I	PZ-39S
5/12/2016		<0.02	<0.02	<0.02	<0.02				
5/13/2016	<0.02								
6/29/2016	<0.02	0.0043 (J)	<0.02	<0.02	0.0027 (J)				
8/19/2016				<0.02	<0.02				
8/22/2016	<0.02	0.0051	<0.02						
10/18/2016	<0.02	0.0038 (J)	<0.02	<0.02	0.0032 (J)				
12/7/2016			<0.02	<0.02	0.0043 (J)				
12/8/2016	<0.02	0.0043 (J)							
2/15/2017					<0.02				
2/16/2017	<0.02	0.0047 (J)	<0.02	<0.02					
4/13/2017	<0.02	0.004 (J)	<0.02	<0.02	0.0036 (J)				
6/28/2017	<0.02	0.0032 (J)	<0.02	<0.02	0.0032 (J)				
3/27/2018					0.005				
3/28/2018	<0.02	0.0053	0.0038 (J)	0.0033 (J)					
6/7/2018		0.0038 (J)	0.0013 (J)	<0.02	0.0027 (J)				
6/8/2018	0.0022 (J)								
10/8/2018			0.0019 (J)	0.0011 (J)	0.0035 (J)				
10/9/2018	<0.02								
10/17/2018									0.0027 (J)
10/18/2018		0.0062						0.0017 (J)	
1/10/2019							<0.02		
2/19/2019				<0.02	<0.02				
2/20/2019	<0.02	0.0048 (J)	<0.02						
4/2/2019	0.0021 (J)	0.0046 (J)	0.0027 (J)	0.0026 (J)	0.0041 (J)				
9/17/2019	<0.02	0.0042	<0.02						
9/18/2019				<0.02	0.0043				
2/13/2020							<0.02		
2/18/2020		0.0036 (J)	<0.02	<0.02	<0.02				
2/19/2020	<0.02								
3/23/2020	<0.02	0.0045 (J)	<0.02						
3/24/2020				<0.02	<0.02				
9/15/2020	<0.02	0.0037 (J)	<0.02	<0.02	<0.02				
2/10/2021	<0.02	0.0047 (J)	<0.02	<0.02	<0.02				
3/30/2021	<0.02	<0.02	<0.02						
3/31/2021				<0.02	<0.02				
4/2/2021							<0.02		
8/18/2021			<0.02	<0.02	<0.02		<0.02		
8/19/2021	<0.02	0.0046 (J)							
2/8/2022						0.0025 (J)	0.0015 (J)		
2/9/2022								<0.02	0.012
2/10/2022				<0.02	0.0029 (J)				
2/11/2022	0.0072	0.0037 (J)	0.0011 (J)						
8/22/2022	0.0012 (J)	0.003 (J)	<0.02	0.00087 (J)	0.002 (J)				
8/23/2022							0.0011 (J)		0.022
8/24/2022						0.0023 (J)		<0.02	
2/22/2023	0.0015 (J)	0.0025 (J)							
2/23/2023			<0.02	0.0019 (J)	0.0042 (J)	0.0033 (J)	0.0022 (J)	0.0016 (J)	
2/24/2023									0.0071
8/1/2023							<0.02	<0.02	
8/2/2023						<0.02			0.0063
8/7/2023	<0.02	<0.02		<0.02					
8/8/2023			<0.02		<0.02				

ND substitution: RL or RL/2 if <15% NDs.

Time Series

Constituent: Lithium (mg/L) Analysis Run 8/13/2026 4:35 PM View: Descriptive

Plant Scherer Client: Southern Company Data: Scherer AP

	SGWC-19	SGWC-20	SGWC-21	SGWC-22	SGWC-23	PZ-13S	PZ-14S	PZ-17I	PZ-39S
2/20/2024	0.015								
2/21/2024				<0.02	0.0027 (J)	<0.02			
2/26/2024		<0.02						<0.02	
2/27/2024			<0.02						<0.02
2/28/2024							<0.02		
8/1/2024	0.0027 (J)							<0.02	
8/2/2024		0.004 (J)	0.0033 (J)	<0.02	0.0034 (J)				
8/5/2024						<0.02	<0.02		
8/6/2024									0.0094
2/19/2025						<0.02	0.0031 (J)		
2/20/2025		0.0071	<0.02	<0.02					
2/21/2025	0.016				0.0051			<0.02	
2/24/2025									0.0025 (J)
7/24/2025	<0.02	<0.02							
7/28/2025			<0.02	<0.02	<0.02				
7/29/2025							<0.02	<0.02	0.0068 (J)
7/30/2025						<0.02			
2/17/2026		0.0053 (J)							
2/18/2026	0.018 (J)		<0.02					<0.02	
2/19/2026				<0.02	0.005 (J)		0.004 (J)		
2/26/2026									0.0037 (J)
2/27/2026						<0.02			

ND substitution: RL or RL/2 if <15% NDs.

Time Series

Constituent: Lithium (mg/L) Analysis Run 8/13/2026 4:35 PM View: Descriptive

Plant Scherer Client: Southern Company Data: Scherer AP

	PZ-40I
5/12/2016	
5/13/2016	
6/29/2016	
8/19/2016	
8/22/2016	
10/18/2016	
12/7/2016	
12/8/2016	
2/15/2017	
2/16/2017	
4/13/2017	
6/28/2017	
3/27/2018	
3/28/2018	
6/7/2018	
6/8/2018	
10/8/2018	
10/9/2018	
10/17/2018	
10/18/2018	0.015
1/10/2019	
2/19/2019	
2/20/2019	
4/2/2019	
9/17/2019	
9/18/2019	
2/13/2020	
2/18/2020	
2/19/2020	
3/23/2020	
3/24/2020	
9/15/2020	
2/10/2021	
3/30/2021	
3/31/2021	
4/2/2021	
8/18/2021	
8/19/2021	
2/8/2022	
2/9/2022	
2/10/2022	0.01
2/11/2022	
8/22/2022	
8/23/2022	0.01
8/24/2022	
2/22/2023	
2/23/2023	
2/24/2023	0.011
8/1/2023	0.0083
8/2/2023	
8/7/2023	
8/8/2023	

Time Series

Constituent: Lithium (mg/L) Analysis Run 8/13/2026 4:35 PM View: Descriptive

Plant Scherer Client: Southern Company Data: Scherer AP

	PZ-40I
2/20/2024	
2/21/2024	
2/26/2024	
2/27/2024	0.0071
2/28/2024	
8/1/2024	
8/2/2024	
8/5/2024	0.012
8/6/2024	
2/19/2025	
2/20/2025	0.013
2/21/2025	
2/24/2025	
7/24/2025	
7/28/2025	
7/29/2025	0.018 (J)
7/30/2025	
2/17/2026	
2/18/2026	0.011 (J)
2/19/2026	
2/26/2026	
2/27/2026	

Time Series

Constituent: Lithium (mg/L) Analysis Run 8/13/2026 4:35 PM View: Descriptive

Plant Scherer Client: Southern Company Data: Scherer AP

	PZ-41S	PZ-42I	PZ-43S	PZ-44I	PZ-69I	PZ-70	PZ-29S	PZ-30I	SGWC-10A
10/16/2018				0.069					
10/18/2018	0.0029 (J)	0.004 (J)	0.0015 (J)						
1/3/2019								<0.02	
1/8/2019							<0.02		
2/13/2020								<0.02	
2/14/2020							<0.02		
2/19/2020	<0.02								
3/2/2020				<0.02					
3/31/2021				0.023					
4/7/2021				0.02					
8/18/2021				0.0095					
2/9/2022	<0.02	0.0026 (J)	0.0031 (J)	0.01					
2/10/2022					0.0029 (J)				
8/22/2022		0.0036 (J)							
8/24/2022	0.00099 (J)		0.0032 (J)	0.011	0.0025 (J)				
2/23/2023	<0.02	0.0064							
2/24/2023			0.0046 (J)		0.0026 (J)				
2/28/2023				0.014					
8/2/2023	<0.02	0.0055	<0.02	0.015	<0.02				
2/23/2024				0.01	<0.02				
2/27/2024	<0.02	0.0049 (J)	0.0038 (J)						
8/1/2024				0.06					
8/2/2024			0.0045 (J)		0.0045 (J)				
8/5/2024		<0.02							
8/6/2024	<0.02								
2/20/2025		0.028							
2/21/2025	0.0057								
2/24/2025			<0.02	0.037	<0.02				
7/29/2025	<0.02	0.006 (J)	0.0079 (J)	0.025	<0.02	<0.02			
10/8/2025							<0.02	<0.02	
2/18/2026	<0.02								
2/20/2026		0.023		0.012 (J)					
2/26/2026			0.0049 (J)		<0.02		<0.02	<0.02	
3/2/2026						0.0047 (J)			<0.02
5/19/2026									<0.02

ND substitution: RL or RL/2 if <15% NDs.

Time Series

Constituent: Mercury (mg/L) Analysis Run 8/13/2026 4:35 PM View: Descriptive

Plant Scherer Client: Southern Company Data: Scherer AP

	SGWA-1 (bg)	SGWA-2 (bg)	SGWA-3 (bg)	SGWA-4 (bg)	SGWA-5 (bg)	SGWA-24 (bg)	SGWA-25 (bg)	SGWC-6	SGWC-7
5/10/2016	<0.0002	<0.0002	<0.0002		<0.0002	<0.0002	<0.0002		
5/11/2016				<0.0002				<0.0002	<0.0002
6/23/2016	<0.0002	<0.0002			<0.0002	<0.0002			
6/24/2016			<0.0002	<0.0002					
6/27/2016							<0.0002	<0.0002	<0.0002
8/16/2016	<0.0002	<0.0002	<0.0002		7.2E-05 (J)	<0.0002			
8/17/2016				<0.0002			<0.0002	<0.0002	<0.0002
10/13/2016	<0.0002					<0.0002			
10/14/2016		<0.0002	<0.0002		<0.0002		<0.0002		
10/17/2016				<0.0002				<0.0002	
10/18/2016									<0.0002
12/5/2016						0.00012 (J)			
12/6/2016	0.00012 (J)	0.00011 (J)	8.7E-05 (J)	0.00011 (J)	0.00012 (J)		0.00011 (J)	0.00011 (J)	0.00011 (J)
2/14/2017	<0.0002	<0.0002	<0.0002	<0.0002	<0.0002	<0.0002	<0.0002	<0.0002	<0.0002
4/10/2017						<0.0002			
4/11/2017	<0.0002	<0.0002	<0.0002	<0.0002	<0.0002		<0.0002		
4/12/2017								<0.0002	<0.0002
6/26/2017	<0.0002	<0.0002	<0.0002	<0.0002	<0.0002	<0.0002			
6/27/2017							<0.0002	<0.0002	<0.0002
3/26/2018	8.9E-05 (J)	<0.0002	<0.0002			<0.0002			
3/27/2018				<0.0002	<0.0002		<0.0002	<0.0002	<0.0002
6/5/2018	<0.0002	<0.0002			<0.0002	<0.0002	7.5E-05 (J)		
6/6/2018			<0.0002	<0.0002				<0.0002	<0.0002
10/5/2018	<0.0002	<0.0002	<0.0002			<0.0002			
10/8/2018				<0.0002	<0.0002		<0.0002	<0.0002	
10/9/2018									<0.0002
2/18/2019	<0.0002	<0.0002		<0.0002					
2/19/2019			<0.0002		<0.0002	<0.0002	<0.0002		
2/20/2019								<0.0002	<0.0002
3/28/2019			<0.0002	<0.0002	<0.0002		<0.0002		
3/29/2019	7E-05 (J)	<0.0002				<0.0002			
4/1/2019									<0.0002
4/2/2019								<0.0002	
9/12/2019					<0.0002				
9/13/2019						<0.0002			
9/16/2019	<0.0002	<0.0002	0.0005	0.00027			<0.0002	<0.0002	
9/17/2019									<0.0002
12/3/2019			<0.0002	<0.0002					
2/13/2020	<0.0002	<0.0002				<0.0002			
2/17/2020					<0.0002		<0.0002		
2/18/2020			<0.0002	<0.0002				<0.0002	<0.0002
3/17/2020		<0.0002	<0.0002		<0.0002		<0.0002		
3/18/2020	<0.0002			<0.0002		<0.0002			
3/25/2020								<0.0002	
3/26/2020									<0.0002
9/14/2020	<0.0002	<0.0002	<0.0002	<0.0002	<0.0002	<0.0002	<0.0002	<0.0002	<0.0002
2/9/2021	<0.0002	<0.0002	<0.0002	<0.0002	<0.0002	<0.0002	<0.0002	<0.0002	<0.0002
3/30/2021	<0.0002	<0.0002				<0.0002			
3/31/2021			<0.0002	<0.0002	<0.0002				
4/1/2021								<0.0002	<0.0002
4/7/2021							<0.0002		
8/17/2021	<0.0002	<0.0002		<0.0002			<0.0002		

ND substitution: RL or RL/2 if <15% NDs.

Time Series

Constituent: Mercury (mg/L) Analysis Run 8/13/2026 4:35 PM View: Descriptive

Plant Scherer Client: Southern Company Data: Scherer AP

	SGWA-1 (bg)	SGWA-2 (bg)	SGWA-3 (bg)	SGWA-4 (bg)	SGWA-5 (bg)	SGWA-24 (bg)	SGWA-25 (bg)	SGWC-6	SGWC-7
8/18/2021			<0.0002		<0.0002	<0.0002		<0.0002	<0.0002
2/9/2022	<0.0002	<0.0002	<0.0002	<0.0002	<0.0002		<0.0002	<0.0002	<0.0002
2/10/2022						<0.0002			
8/17/2022	<0.0002	<0.0002							
8/18/2022			<0.0002	<0.0002	<0.0002	<0.0002	<0.0002		<0.0002
8/19/2022								<0.0002	
2/21/2023	<0.0002		<0.0002		<0.0002				
2/22/2023		<0.0002		<0.0002				<0.0002	<0.0002
2/23/2023						<0.0002	<0.0002		
8/1/2023	<0.0002	<0.0002			<0.0002			<0.0002	
8/7/2023			<0.0002	<0.0002					
8/8/2023						<0.0002	<0.0002		<0.0002
2/20/2024	<0.0002	<0.0002		<0.0002				<0.0002	
2/21/2024			<0.0002		<0.0002	<0.0002			<0.0002
2/27/2024							<0.0002		
7/31/2024	<0.0002	<0.0002	<0.0002	<0.0002	<0.0002	<0.0002	<0.0002		<0.0002
8/1/2024								<0.0002	
2/19/2025				<0.0002		<0.0002	<0.0002		<0.0002
2/20/2025	<0.0002	<0.0002	<0.0002		<0.0002			<0.0002	
7/24/2025	<0.0002	<0.0002	<0.0002	<0.0002					
7/28/2025						<0.0002			
7/29/2025								<0.0002	
7/30/2025							<0.0002		<0.0002
7/31/2025					<0.0002				
2/19/2026			<0.0002	<0.0002		<0.0002		<0.0002	
2/20/2026		<0.0002					<0.0002		<0.0002
3/2/2026	<0.0002				0.00024				

ND substitution: RL or RL/2 if <15% NDs.

Time Series

Constituent: Mercury (mg/L) Analysis Run 8/13/2026 4:35 PM View: Descriptive

Plant Scherer Client: Southern Company Data: Scherer AP

	SGWC-8
5/10/2016	
5/11/2016	<0.0002
6/23/2016	
6/24/2016	
6/27/2016	<0.0002
8/16/2016	
8/17/2016	<0.0002
10/13/2016	
10/14/2016	
10/17/2016	<0.0002
10/18/2016	
12/5/2016	
12/6/2016	7.6E-05 (J)
2/14/2017	<0.0002
4/10/2017	
4/11/2017	
4/12/2017	<0.0002
6/26/2017	
6/27/2017	<0.0002
3/26/2018	
3/27/2018	<0.0002
6/5/2018	
6/6/2018	<0.0002
10/5/2018	
10/8/2018	
10/9/2018	<0.0002
2/18/2019	
2/19/2019	
2/20/2019	<0.0002
3/28/2019	
3/29/2019	
4/1/2019	<0.0002
4/2/2019	
9/12/2019	
9/13/2019	
9/16/2019	
9/17/2019	<0.0002
12/3/2019	
2/13/2020	
2/17/2020	
2/18/2020	<0.0002
3/17/2020	
3/18/2020	
3/25/2020	<0.0002
3/26/2020	
9/14/2020	<0.0002
2/9/2021	<0.0002
3/30/2021	
3/31/2021	
4/1/2021	<0.0002
4/7/2021	
8/17/2021	

ND substitution: RL or RL/2 if <15% NDs.

Time Series

Constituent: Mercury (mg/L) Analysis Run 8/13/2026 4:35 PM View: Descriptive

Plant Scherer Client: Southern Company Data: Scherer AP

	SGWC-8
8/18/2021	<0.0002
2/9/2022	
2/10/2022	<0.0002
8/17/2022	
8/18/2022	<0.0002
8/19/2022	
2/21/2023	
2/22/2023	<0.0002
2/23/2023	
8/1/2023	
8/7/2023	
8/8/2023	<0.0002
2/20/2024	
2/21/2024	<0.0002
2/27/2024	
7/31/2024	
8/1/2024	<0.0002
2/19/2025	<0.0002
2/20/2025	
7/24/2025	
7/28/2025	
7/29/2025	
7/30/2025	0.00017 (J)
7/31/2025	
2/19/2026	<0.0002
2/20/2026	
3/2/2026	

ND substitution: RL or RL/2 if <15% NDs.

Time Series

Constituent: Mercury (mg/L) Analysis Run 8/13/2026 4:35 PM View: Descriptive

Plant Scherer Client: Southern Company Data: Scherer AP

	SGWC-9	SGWC-10	SGWC-11	SGWC-12	SGWC-13	SGWC-14	SGWC-15	SGWC-16	SGWC-17
5/11/2016	<0.0002	<0.0002	<0.0002	<0.0002					
5/12/2016					<0.0002	<0.0002	<0.0002	<0.0002	<0.0002
5/13/2016									
6/28/2016		<0.0002	<0.0002	<0.0002	<0.0002	<0.0002	<0.0002	<0.0002	
6/29/2016	<0.0002								<0.0002
6/30/2016									
8/17/2016		<0.0002	<0.0002						
8/18/2016				<0.0002	<0.0002	<0.0002	0.00011 (J)	<0.0002	<0.0002
8/22/2016	<0.0002								
10/17/2016		<0.0002	<0.0002	<0.0002	<0.0002	8.9E-05 (J)			
10/18/2016	<0.0002						0.00012 (J)	<0.0002	
10/19/2016									<0.0002
12/6/2016		0.00013 (J)	0.0001 (J)	9.3E-05 (J)	0.00011 (J)				
12/7/2016	0.0001 (J)					0.00012 (J)	0.00017 (J)	7.6E-05 (J)	0.00011 (J)
2/15/2017		<0.0002	<0.0002	<0.0002	<0.0002	<0.0002	0.00011 (J)		<0.0002
2/16/2017	<0.0002							<0.0002	
4/12/2017		<0.0002	<0.0002	<0.0002	<0.0002	<0.0002	7.2E-05 (J)		
4/13/2017	<0.0002							<0.0002	<0.0002
6/27/2017	<0.0002	<0.0002	<0.0002	<0.0002	<0.0002	<0.0002	8.4E-05 (J)	<0.0002	<0.0002
6/28/2017									
3/27/2018		<0.0002	<0.0002	<0.0002	<0.0002	0.0001 (J)	0.00014 (J)	<0.0002	<0.0002
3/28/2018	<0.0002								
6/6/2018	<0.0002	<0.0002	<0.0002	<0.0002					
6/7/2018					<0.0002	<0.0002	0.00013 (J)	<0.0002	0.00011 (J)
6/8/2018									
10/8/2018				<0.0002	<0.0002	<0.0002		<0.0002	<0.0002
10/9/2018	<0.0002	<0.0002							
10/16/2018			<0.0002				<0.0002		
10/18/2018									
1/2/2019									
2/20/2019	<0.0002	<0.0002	<0.0002	<0.0002	<0.0002	<0.0002	<0.0002	<0.0002	<0.0002
4/1/2019	<0.0002	<0.0002	<0.0002	<0.0002	<0.0002	<0.0002	<0.0002		
4/2/2019								<0.0002	<0.0002
9/16/2019	<0.0002		<0.0002	<0.0002					
9/17/2019		<0.0002			<0.0002	<0.0002	<0.0002	<0.0002	<0.0002
2/18/2020			<0.0002						
2/19/2020	<0.0002	<0.0002		<0.0002	<0.0002	0.0002	0.00016 (J)	<0.0002	<0.0002
2/20/2020									
3/24/2020									<0.0002
3/25/2020	<0.0002	<0.0002	<0.0002						
3/26/2020				<0.0002					
3/27/2020					<0.0002	<0.0002	0.00011 (J)	<0.0002	
9/14/2020	<0.0002	<0.0002	<0.0002	<0.0002	<0.0002				
9/15/2020						<0.0002	<0.0002	<0.0002	<0.0002
2/9/2021	<0.0002	<0.0002	<0.0002	<0.0002	<0.0002	<0.0002	0.00013 (J)	<0.0002	
2/10/2021									<0.0002
3/30/2021									
3/31/2021	<0.0002	<0.0002					0.00018 (J)		
4/1/2021								<0.0002	<0.0002
4/6/2021						<0.0002			
4/7/2021			<0.0002	<0.0002	<0.0002				
8/18/2021									0.00017 (J)

ND substitution: RL or RL/2 if <15% NDs.

Time Series

Constituent: Mercury (mg/L) Analysis Run 8/13/2026 4:35 PM View: Descriptive

Plant Scherer Client: Southern Company Data: Scherer AP

	SGWC-9	SGWC-10	SGWC-11	SGWC-12	SGWC-13	SGWC-14	SGWC-15	SGWC-16	SGWC-17
8/19/2021	<0.0002	<0.0002	<0.0002		<0.0002	<0.0002	<0.0002	<0.0002	
8/20/2021				<0.0002					
2/10/2022	<0.0002		<0.0002	<0.0002				<0.0002	
2/11/2022		<0.0002			<0.0002		<0.0002		<0.0002
2/14/2022						<0.0002			
8/18/2022	<0.0002		<0.0002	<0.0002	<0.0002				
8/19/2022		<0.0002				<0.0002	<0.0002		
8/31/2022								<0.0002	0.00013 (J)
10/31/2022									
2/22/2023	<0.0002	<0.0002	<0.0002						<0.0002
2/23/2023				<0.0002	<0.0002	<0.0002	<0.0002	<0.0002	
8/2/2023			<0.0002		<0.0002				
8/7/2023	<0.0002	<0.0002		<0.0002			0.0001 (J)		<0.0002
8/8/2023						<0.0002		<0.0002	
2/21/2024	<0.0002								
2/23/2024		<0.0002	<0.0002	<0.0002	<0.0002				
2/26/2024							0.00013 (J)	<0.0002	9.1E-05 (J)
2/27/2024						<0.0002			
8/1/2024	<0.0002		<0.0002	<0.0002	<0.0002	<0.0002	8.9E-05 (J)	<0.0002	
8/5/2024		<0.0002							<0.0002
2/19/2025	<0.0002	<0.0002		<0.0002	<0.0002	8.1E-05 (J)		<0.0002	8.7E-05 (J)
2/20/2025			<0.0002				0.00015 (J)		
2/21/2025									
7/23/2025								<0.0002	<0.0002
7/25/2025									
7/30/2025	<0.0002	<0.0002			<0.0002		<0.0002		
7/31/2025			<0.0002	<0.0002		<0.0002			
2/17/2026							<0.0002		
2/18/2026			0.00029	<0.0002	<0.0002			<0.0002	<0.0002
2/19/2026						<0.0002			
2/25/2026	0.00022								

ND substitution: RL or RL/2 if <15% NDs.

Time Series

Constituent: Mercury (mg/L) Analysis Run 8/13/2026 4:35 PM View: Descriptive

Plant Scherer Client: Southern Company Data: Scherer AP

	SGWC-18
5/11/2016	
5/12/2016	
5/13/2016	<0.0002
6/28/2016	
6/29/2016	
6/30/2016	<0.0002
8/17/2016	
8/18/2016	
8/22/2016	0.00014 (J)
10/17/2016	
10/18/2016	
10/19/2016	<0.0002
12/6/2016	
12/7/2016	0.00014 (J)
2/15/2017	
2/16/2017	8.4E-05 (J)
4/12/2017	
4/13/2017	<0.0002
6/27/2017	
6/28/2017	<0.0002
3/27/2018	
3/28/2018	8.3E-05 (J)
6/6/2018	
6/7/2018	
6/8/2018	0.00014 (J)
10/8/2018	
10/9/2018	
10/16/2018	
10/18/2018	0.00021
1/2/2019	0.00024
2/20/2019	0.00026
4/1/2019	
4/2/2019	0.0002
9/16/2019	
9/17/2019	0.00014 (J)
2/18/2020	
2/19/2020	
2/20/2020	0.00022
3/24/2020	
3/25/2020	
3/26/2020	0.00019 (J)
3/27/2020	
9/14/2020	
9/15/2020	0.00013 (J)
2/9/2021	
2/10/2021	0.00018 (J)
3/30/2021	0.00022
3/31/2021	
4/1/2021	
4/6/2021	
4/7/2021	
8/18/2021	0.00022

ND substitution: RL or RL/2 if <15% NDs.

Time Series

Constituent: Mercury (mg/L) Analysis Run 8/13/2026 4:35 PM View: Descriptive

Plant Scherer Client: Southern Company Data: Scherer AP

	SGWC-18
8/19/2021	
8/20/2021	
2/10/2022	<0.0002
2/11/2022	
2/14/2022	
8/18/2022	
8/19/2022	
8/31/2022	
10/31/2022	<0.0002
2/22/2023	<0.0002
2/23/2023	
8/2/2023	
8/7/2023	8.3E-05 (J)
8/8/2023	
2/21/2024	
2/23/2024	
2/26/2024	
2/27/2024	<0.0002
8/1/2024	
8/5/2024	<0.0002
2/19/2025	
2/20/2025	
2/21/2025	<0.0002
7/23/2025	
7/25/2025	<0.0002
7/30/2025	
7/31/2025	
2/17/2026	
2/18/2026	
2/19/2026	
2/25/2026	

ND substitution: RL or RL/2 if <15% NDs.

Time Series

Constituent: Mercury (mg/L) Analysis Run 8/13/2026 4:35 PM View: Descriptive

Plant Scherer Client: Southern Company Data: Scherer AP

	SGWC-19	SGWC-20	SGWC-21	SGWC-22	SGWC-23	PZ-13S	PZ-14S	PZ-17I	PZ-39S
5/12/2016		<0.0002	<0.0002	<0.0002	<0.0002				
5/13/2016	<0.0002								
6/29/2016	<0.0002	<0.0002	<0.0002	<0.0002	<0.0002				
8/19/2016				<0.0002	7.1E-05 (J)				
8/22/2016	<0.0002	7.3E-05 (J)	<0.0002						
10/18/2016	<0.0002	<0.0002	<0.0002	<0.0002	<0.0002				
12/7/2016			0.0001 (J)	9.9E-05 (J)	0.00011 (J)				
12/8/2016	<0.0002	<0.0002							
2/15/2017					<0.0002				
2/16/2017	<0.0002	<0.0002	<0.0002	<0.0002					
4/13/2017	<0.0002	<0.0002	<0.0002	<0.0002	<0.0002				
6/28/2017	<0.0002	<0.0002	<0.0002	<0.0002	<0.0002				
3/27/2018					<0.0002				
3/28/2018	<0.0002	<0.0002	<0.0002	<0.0002					
6/7/2018		8.2E-05 (J)	<0.0002	<0.0002	0.00028				
6/8/2018	<0.0002								
10/8/2018			<0.0002	<0.0002	<0.0002				
10/9/2018	<0.0002								
10/17/2018									<0.0002
10/18/2018		<0.0002						<0.0002	
1/10/2019							<0.0002		
2/19/2019				<0.0002	<0.0002				
2/20/2019	<0.0002	<0.0002	<0.0002						
4/2/2019	<0.0002	<0.0002	<0.0002	<0.0002	<0.0002				
9/17/2019	<0.0002	<0.0002	<0.0002						
9/18/2019				<0.0002	<0.0002				
2/13/2020							<0.0002		
2/18/2020		<0.0002	<0.0002	<0.0002	0.00011 (J)				
2/19/2020	<0.0002								
3/23/2020	<0.0002	<0.0002	<0.0002						
3/24/2020				<0.0002	<0.0002				
9/15/2020	<0.0002	<0.0002	<0.0002	<0.0002	<0.0002				
2/10/2021	<0.0002	<0.0002	<0.0002	<0.0002	<0.0002				
3/30/2021	<0.0002	0.00013 (J)	<0.0002						
3/31/2021				<0.0002	<0.0002				
8/18/2021			<0.0002	<0.0002	<0.0002				
8/19/2021	<0.0002	<0.0002							
2/8/2022						0.00022	<0.0002		
2/9/2022								<0.0002	<0.0002
2/10/2022				<0.0002	<0.0002				
2/11/2022	<0.0002	<0.0002	<0.0002						
8/24/2022						0.00024		<0.0002	
10/31/2022	<0.0002	<0.0002	<0.0002	<0.0002	<0.0002		<0.0002		<0.0002
2/22/2023	<0.0002	<0.0002							
2/23/2023			<0.0002	<0.0002	<0.0002	0.00015 (J)	<0.0002	<0.0002	
2/24/2023									<0.0002
8/1/2023							<0.0002	<0.0002	
8/2/2023						0.00016 (J)			<0.0002
8/7/2023	<0.0002	<0.0002		<0.0002					
8/8/2023			<0.0002		<0.0002				
2/20/2024	<0.0002								
2/21/2024				<0.0002	<0.0002	9.6E-05 (J)			

ND substitution: RL or RL/2 if <15% NDs.

Time Series

Constituent: Mercury (mg/L) Analysis Run 8/13/2026 4:35 PM View: Descriptive

Plant Scherer Client: Southern Company Data: Scherer AP

	SGWC-19	SGWC-20	SGWC-21	SGWC-22	SGWC-23	PZ-13S	PZ-14S	PZ-17I	PZ-39S
2/26/2024		<0.0002						<0.0002	
2/27/2024			<0.0002						<0.0002
2/28/2024							<0.0002		
8/1/2024	<0.0002							<0.0002	
8/2/2024		<0.0002	<0.0002	<0.0002	<0.0002				
8/5/2024						0.00013 (J)	<0.0002		
8/6/2024									<0.0002
2/19/2025						0.00069	<0.0002		
2/20/2025		<0.0002	<0.0002	<0.0002					
2/21/2025	<0.0002				<0.0002			<0.0002	
2/24/2025									<0.0002
7/24/2025	<0.0002	<0.0002							
7/28/2025			<0.0002	<0.0002	<0.0002				
7/29/2025							<0.0002	<0.0002	<0.0002
7/30/2025						0.00063			
2/17/2026		0.00017 (J)							
2/18/2026	<0.0002		<0.0002					<0.0002	
2/19/2026				<0.0002	<0.0002		<0.0002		
2/26/2026									<0.0002
2/27/2026						0.0006			

ND substitution: RL or RL/2 if <15% NDs.

Time Series

Constituent: Mercury (mg/L) Analysis Run 8/13/2026 4:35 PM View: Descriptive

Plant Scherer Client: Southern Company Data: Scherer AP

	PZ-40I
5/12/2016	
5/13/2016	
6/29/2016	
8/19/2016	
8/22/2016	
10/18/2016	
12/7/2016	
12/8/2016	
2/15/2017	
2/16/2017	
4/13/2017	
6/28/2017	
3/27/2018	
3/28/2018	
6/7/2018	
6/8/2018	
10/8/2018	
10/9/2018	
10/17/2018	
10/18/2018	<0.0002
1/10/2019	
2/19/2019	
2/20/2019	
4/2/2019	
9/17/2019	
9/18/2019	
2/13/2020	
2/18/2020	
2/19/2020	
3/23/2020	
3/24/2020	
9/15/2020	
2/10/2021	
3/30/2021	
3/31/2021	
8/18/2021	
8/19/2021	
2/8/2022	
2/9/2022	
2/10/2022	<0.0002
2/11/2022	
8/24/2022	
10/31/2022	<0.0002
2/22/2023	
2/23/2023	
2/24/2023	<0.0002
8/1/2023	<0.0002
8/2/2023	
8/7/2023	
8/8/2023	
2/20/2024	
2/21/2024	

ND substitution: RL or RL/2 if <15% NDs.

Time Series

Constituent: Mercury (mg/L) Analysis Run 8/13/2026 4:35 PM View: Descriptive

Plant Scherer Client: Southern Company Data: Scherer AP

	PZ-40I
2/26/2024	
2/27/2024	<0.0002
2/28/2024	
8/1/2024	
8/2/2024	
8/5/2024	<0.0002
8/6/2024	
2/19/2025	
2/20/2025	<0.0002
2/21/2025	
2/24/2025	
7/24/2025	
7/28/2025	
7/29/2025	<0.0002
7/30/2025	
2/17/2026	
2/18/2026	<0.0002
2/19/2026	
2/26/2026	
2/27/2026	

ND substitution: RL or RL/2 if <15% NDs.

Time Series

Constituent: Mercury (mg/L) Analysis Run 8/13/2026 4:35 PM View: Descriptive

Plant Scherer Client: Southern Company Data: Scherer AP

	PZ-41S	PZ-42I	PZ-43S	PZ-44I	PZ-69I	PZ-70	PZ-29S	PZ-30I	SGWC-10A
10/16/2018				8.4E-05 (J)					
10/18/2018	<0.0002	<0.0002	<0.0002						
1/3/2019								<0.0002	
1/8/2019							<0.0002		
2/13/2020								<0.0002	
2/14/2020							<0.0002		
2/19/2020	<0.0002								
2/9/2022	<0.0002	<0.0002	<0.0002	<0.0002					
2/10/2022					<0.0002				
8/24/2022	<0.0002		<0.0002	<0.0002	<0.0002				
10/31/2022		<0.0002							
2/23/2023	<0.0002	<0.0002							
2/24/2023			<0.0002		<0.0002				
2/28/2023				<0.0002					
8/2/2023	<0.0002	<0.0002	<0.0002	<0.0002	<0.0002				
2/23/2024				<0.0002	<0.0002				
2/27/2024	<0.0002	<0.0002	<0.0002						
8/1/2024				<0.0002					
8/2/2024			<0.0002		<0.0002				
8/5/2024		<0.0002							
8/6/2024	<0.0002								
2/20/2025		<0.0002							
2/21/2025	<0.0002								
2/24/2025			<0.0002	<0.0002	<0.0002				
7/29/2025	<0.0002	<0.0002	<0.0002	<0.0002	<0.0002	<0.0002			
10/8/2025							<0.0002	<0.0002	
2/18/2026	<0.0002								
2/20/2026		<0.0002		<0.0002					
2/26/2026			<0.0002		<0.0002		<0.0002	<0.0002	
3/2/2026						<0.0002			<0.0002
5/19/2026									<0.0002

ND substitution: RL or RL/2 if <15% NDs.

Time Series

Constituent: Molybdenum (mg/L) Analysis Run 8/13/2026 4:35 PM View: Descriptive

Plant Scherer Client: Southern Company Data: Scherer AP

	SGWA-1 (bg)	SGWA-2 (bg)	SGWA-3 (bg)	SGWA-4 (bg)	SGWA-5 (bg)	SGWA-24 (bg)	SGWA-25 (bg)	SGWC-6	SGWC-7
5/10/2016	<0.005	<0.005	<0.005		<0.005	<0.005	<0.005		
5/11/2016				0.00278 (J)				<0.005	0.00343 (J)
6/23/2016	<0.005	<0.005			<0.005	<0.005			
6/24/2016			<0.005	0.0022 (J)					
6/27/2016							<0.005	0.0007 (J)	0.0033 (J)
8/16/2016	<0.005	<0.005	<0.005		<0.005	<0.005			
8/17/2016				0.0018 (J)			<0.005	<0.005	0.002 (J)
10/13/2016	<0.005					<0.005			
10/14/2016		<0.005	<0.005		<0.005		<0.005		
10/17/2016				0.0014 (J)				<0.005	
10/18/2016									0.0012 (J)
12/5/2016						<0.005			
12/6/2016	<0.005	<0.005	<0.005	0.00095 (J)	<0.005		<0.005	<0.005	0.0021 (J)
2/14/2017	<0.005	<0.005	0.0011 (J)	<0.005	<0.005	<0.005	<0.005	<0.005	<0.015
4/10/2017						<0.005			
4/11/2017	<0.005	<0.005	<0.005	0.0011 (J)	<0.005		<0.005		
4/12/2017								<0.005	0.0033 (J)
6/26/2017	<0.005	<0.005	<0.005	0.0016 (J)	<0.005	<0.005			
6/27/2017							<0.005	0.00099 (J)	0.0021 (J)
3/26/2018	<0.005	<0.005	<0.005			<0.005			
3/27/2018				<0.005	<0.005		<0.005	<0.005	<0.015
10/5/2018	<0.005	<0.005	<0.005			<0.005			
10/8/2018				<0.005	<0.005		<0.005	<0.005	
10/9/2018									<0.015
2/18/2019	<0.005	<0.005		0.00085 (J)					
2/19/2019			<0.005		<0.005	<0.005	<0.005		
2/20/2019								<0.005	0.0013 (J)
3/28/2019			<0.005	<0.005	<0.005		<0.005		
3/29/2019	<0.005	<0.005				<0.005			
4/1/2019									<0.015
4/2/2019								<0.005	
9/12/2019					<0.005				
9/13/2019						<0.005			
9/16/2019	<0.005	<0.005	<0.005	0.00069 (J)			<0.005	<0.005	
9/17/2019									0.0014 (J)
2/13/2020	<0.005	<0.005				<0.005			
2/17/2020					<0.005		<0.005		
2/18/2020			<0.005	0.00075 (J)				<0.005	0.0014 (J)
3/17/2020		<0.005	<0.005		<0.005		<0.005		
3/18/2020	<0.005			0.00064 (J)		<0.005			
3/25/2020								<0.005	
3/26/2020									0.001 (J)
9/14/2020	<0.005	<0.005	<0.005	<0.005	<0.005	<0.005	<0.005	<0.005	0.0012 (J)
2/9/2021	<0.005	<0.005	<0.005	<0.005	<0.005	<0.005	<0.005	<0.005	0.0014 (J)
3/30/2021	<0.005	<0.005				<0.005			
3/31/2021			<0.005	<0.005	<0.005				
4/1/2021								<0.005	0.0009 (J)
4/7/2021							<0.005		
8/17/2021	<0.005	<0.005		<0.005			<0.005		
8/18/2021			<0.005		<0.005	<0.005		<0.005	0.0016 (J)
2/9/2022	<0.005	<0.005	<0.005	<0.005	<0.005		<0.005	<0.005	0.0012 (J)
2/10/2022						<0.005			

ND substitution: RL or RL/2 if <15% NDs.

Time Series

Constituent: Molybdenum (mg/L) Analysis Run 8/13/2026 4:35 PM View: Descriptive

Plant Scherer Client: Southern Company Data: Scherer AP

	SGWA-1 (bg)	SGWA-2 (bg)	SGWA-3 (bg)	SGWA-4 (bg)	SGWA-5 (bg)	SGWA-24 (bg)	SGWA-25 (bg)	SGWC-6	SGWC-7
8/17/2022	<0.005	<0.005							
8/18/2022			<0.005	<0.005	<0.005	<0.005	<0.005		0.0011 (J)
8/19/2022								<0.005	
2/21/2023	<0.005		<0.005		<0.005				
2/22/2023		<0.005		<0.005				<0.005	<0.015
2/23/2023						<0.005	<0.005		
8/1/2023	<0.005	<0.005			<0.005			<0.005	
8/7/2023			<0.005	<0.005					
8/8/2023						<0.005	<0.005		0.001 (J)
2/20/2024	<0.005	<0.005		<0.005				<0.005	
2/21/2024			<0.005		<0.005	<0.005			0.0014 (J)
2/27/2024							<0.005		
7/31/2024	<0.005	<0.005	<0.005	<0.005	<0.005	<0.005	<0.005		0.0011 (J)
8/1/2024								<0.005	
2/19/2025				<0.005		<0.005	<0.005		0.001 (J)
2/20/2025	<0.005	<0.005	<0.005		<0.005			<0.005	
7/24/2025	0.0014 (J)	0.0012 (J)	<0.005	<0.005					
7/28/2025						<0.005			
7/29/2025								<0.005	
7/30/2025							<0.005		0.0012 (J)
7/31/2025					<0.005				
2/19/2026			<0.005	<0.005		<0.005		<0.005	
2/20/2026		<0.005					<0.005		0.0012 (J)
3/2/2026	<0.005				0.0037 (J)				

ND substitution: RL or RL/2 if <15% NDs.

Time Series

Constituent: Molybdenum (mg/L) Analysis Run 8/13/2026 4:35 PM View: Descriptive

Plant Scherer Client: Southern Company Data: Scherer AP

	SGWC-8
5/10/2016	
5/11/2016	<0.005
6/23/2016	
6/24/2016	
6/27/2016	0.0008 (J)
8/16/2016	
8/17/2016	<0.005
10/13/2016	
10/14/2016	
10/17/2016	<0.005
10/18/2016	
12/5/2016	
12/6/2016	<0.005
2/14/2017	<0.005
4/10/2017	
4/11/2017	
4/12/2017	<0.005
6/26/2017	
6/27/2017	<0.005
3/26/2018	
3/27/2018	<0.005
10/5/2018	
10/8/2018	
10/9/2018	<0.005
2/18/2019	
2/19/2019	
2/20/2019	<0.005
3/28/2019	
3/29/2019	
4/1/2019	<0.005
4/2/2019	
9/12/2019	
9/13/2019	
9/16/2019	
9/17/2019	<0.005
2/13/2020	
2/17/2020	
2/18/2020	<0.005
3/17/2020	
3/18/2020	
3/25/2020	<0.005
3/26/2020	
9/14/2020	<0.005
2/9/2021	<0.005
3/30/2021	
3/31/2021	
4/1/2021	<0.005
4/7/2021	
8/17/2021	
8/18/2021	<0.005
2/9/2022	
2/10/2022	<0.005

ND substitution: RL or RL/2 if <15% NDs.

Time Series

Constituent: Molybdenum (mg/L) Analysis Run 8/13/2026 4:35 PM View: Descriptive

Plant Scherer Client: Southern Company Data: Scherer AP

	SGWC-8
8/17/2022	
8/18/2022	0.00073 (J)
8/19/2022	
2/21/2023	
2/22/2023	<0.005
2/23/2023	
8/1/2023	
8/7/2023	
8/8/2023	<0.005
2/20/2024	
2/21/2024	<0.005
2/27/2024	
7/31/2024	
8/1/2024	<0.005
2/19/2025	<0.005
2/20/2025	
7/24/2025	
7/28/2025	
7/29/2025	
7/30/2025	<0.005
7/31/2025	
2/19/2026	<0.005
2/20/2026	
3/2/2026	

ND substitution: RL or RL/2 if <15% NDs.

Time Series

Constituent: Molybdenum (mg/L) Analysis Run 8/13/2026 4:35 PM View: Descriptive

Plant Scherer Client: Southern Company Data: Scherer AP

	SGWC-9	SGWC-10	SGWC-11	SGWC-12	SGWC-13	SGWC-14	SGWC-15	SGWC-16	SGWC-17
5/11/2016	<0.005	<0.005	<0.005	<0.005					
5/12/2016					<0.005	<0.005	<0.005	<0.005	<0.005
5/13/2016									
6/28/2016		<0.005	<0.005	0.0012 (J)	<0.005	<0.005	<0.005	<0.005	
6/29/2016	0.0021 (J)								<0.005
6/30/2016									
8/17/2016		<0.005	<0.005						
8/18/2016				0.0011 (J)	<0.005	<0.005	<0.005	<0.005	<0.005
8/22/2016	0.00099 (J)								
10/17/2016		<0.005	<0.005	<0.005	<0.005	<0.005			
10/18/2016	0.0014 (J)						<0.005	<0.005	
10/19/2016									<0.005
12/6/2016		<0.005	<0.005	<0.005	<0.005				
12/7/2016	0.001 (J)					<0.005	<0.005	<0.005	<0.005
2/15/2017		<0.005	<0.005	<0.005	<0.005	0.003 (J)	<0.005		<0.005
2/16/2017	<0.005							<0.005	
4/12/2017		<0.005	<0.005	<0.005	<0.005	<0.005	<0.005		
4/13/2017	0.001 (J)							<0.005	<0.005
6/27/2017	<0.005	<0.005	<0.005	<0.005	<0.005	<0.005	<0.005	<0.005	<0.005
6/28/2017									
3/27/2018		<0.005	<0.005	<0.005	<0.005	<0.005	<0.005	<0.005	<0.005
3/28/2018	<0.005								
10/8/2018				<0.005	<0.005	<0.005		<0.005	<0.005
10/9/2018	<0.005	<0.005							
10/16/2018			<0.005				<0.005		
10/18/2018									
1/2/2019									
2/20/2019	0.00075 (J)	<0.005	<0.005	<0.005	<0.005	<0.005	<0.005	<0.005	<0.005
4/1/2019	<0.005	<0.005	<0.005	<0.005	<0.005	<0.005	<0.005		
4/2/2019								<0.005	<0.005
9/16/2019	0.00067 (J)		<0.005	<0.005					
9/17/2019		<0.005			<0.005	<0.005	<0.005	<0.005	<0.005
2/18/2020			<0.005						
2/19/2020	0.00063 (J)	<0.005		<0.005	<0.005	<0.005	<0.005	<0.005	<0.005
2/20/2020									
3/24/2020									<0.005
3/25/2020	<0.005	<0.005	<0.005						
3/26/2020				<0.005					
3/27/2020					<0.005	0.00081 (J)	<0.005	<0.005	
9/14/2020	<0.005	<0.005	<0.005	<0.005	<0.005				
9/15/2020						<0.005	<0.005	<0.005	<0.005
2/9/2021	0.00063 (J)	<0.005	<0.005	<0.005	<0.005	<0.005	<0.005	<0.005	
2/10/2021									<0.005
3/30/2021									
3/31/2021	<0.005	<0.005					<0.005		
4/1/2021								<0.005	<0.005
4/6/2021						<0.005			
4/7/2021			<0.005	<0.005	<0.005				
8/18/2021									<0.005
8/19/2021	<0.005	<0.005	<0.005		<0.005	<0.005	<0.005	<0.005	
8/20/2021				<0.005					
2/10/2022	<0.005		<0.005	<0.005				<0.005	

ND substitution: RL or RL/2 if <15% NDs.

Time Series

Constituent: Molybdenum (mg/L) Analysis Run 8/13/2026 4:35 PM View: Descriptive

Plant Scherer Client: Southern Company Data: Scherer AP

	SGWC-9	SGWC-10	SGWC-11	SGWC-12	SGWC-13	SGWC-14	SGWC-15	SGWC-16	SGWC-17
2/11/2022		<0.005			<0.005		<0.005		<0.005
2/14/2022						<0.005			
8/18/2022	<0.005		<0.005	<0.005	<0.005				
8/19/2022		<0.005				<0.005	<0.005		
8/23/2022									
8/31/2022								<0.005	<0.005
2/22/2023	<0.005	<0.005	<0.005						<0.005
2/23/2023				<0.005	<0.005	<0.005	<0.005	<0.005	
8/2/2023			<0.005		<0.005				
8/7/2023	<0.005	<0.005		<0.005			<0.005		<0.005
8/8/2023						<0.005		<0.005	
2/21/2024	<0.005								
2/23/2024		<0.005	<0.005	<0.005	<0.005				
2/26/2024							<0.005	<0.005	<0.005
2/27/2024						<0.005			
8/1/2024	<0.005		<0.005	<0.005	<0.005	<0.005	<0.005	<0.005	
8/5/2024		<0.005							<0.005
2/19/2025	<0.005	<0.005		<0.005	<0.005	<0.005		<0.005	<0.005
2/20/2025			<0.005				<0.005		
2/21/2025									
7/23/2025								0.0011 (J)	<0.005
7/25/2025									
7/30/2025	<0.005	<0.005			<0.005		<0.005		
7/31/2025			<0.005	<0.005		<0.005			
2/17/2026							<0.005		
2/18/2026			<0.005	<0.005	<0.005			<0.005	<0.005
2/19/2026						<0.005			
2/25/2026	<0.005								

ND substitution: RL or RL/2 if <15% NDs.

Time Series

Constituent: Molybdenum (mg/L) Analysis Run 8/13/2026 4:35 PM View: Descriptive

Plant Scherer Client: Southern Company Data: Scherer AP

	SGWC-18
5/11/2016	
5/12/2016	
5/13/2016	<0.005
6/28/2016	
6/29/2016	
6/30/2016	<0.005
8/17/2016	
8/18/2016	
8/22/2016	<0.005
10/17/2016	
10/18/2016	
10/19/2016	<0.005
12/6/2016	
12/7/2016	<0.005
2/15/2017	
2/16/2017	<0.005
4/12/2017	
4/13/2017	<0.005
6/27/2017	
6/28/2017	<0.005
3/27/2018	
3/28/2018	<0.005
10/8/2018	
10/9/2018	
10/16/2018	
10/18/2018	<0.005
1/2/2019	<0.005
2/20/2019	<0.005
4/1/2019	
4/2/2019	<0.005
9/16/2019	
9/17/2019	<0.005
2/18/2020	
2/19/2020	
2/20/2020	<0.005
3/24/2020	
3/25/2020	
3/26/2020	<0.005
3/27/2020	
9/14/2020	
9/15/2020	<0.005
2/9/2021	
2/10/2021	<0.005
3/30/2021	<0.005
3/31/2021	
4/1/2021	
4/6/2021	
4/7/2021	
8/18/2021	<0.005
8/19/2021	
8/20/2021	
2/10/2022	<0.005

ND substitution: RL or RL/2 if <15% NDs.

Time Series

Constituent: Molybdenum (mg/L) Analysis Run 8/13/2026 4:35 PM View: Descriptive

Plant Scherer Client: Southern Company Data: Scherer AP

	SGWC-18
2/11/2022	
2/14/2022	
8/18/2022	
8/19/2022	
8/23/2022	<0.005
8/31/2022	
2/22/2023	<0.005
2/23/2023	
8/2/2023	
8/7/2023	<0.005
8/8/2023	
2/21/2024	
2/23/2024	
2/26/2024	
2/27/2024	<0.005
8/1/2024	
8/5/2024	<0.005
2/19/2025	
2/20/2025	
2/21/2025	<0.005
7/23/2025	
7/25/2025	<0.005
7/30/2025	
7/31/2025	
2/17/2026	
2/18/2026	
2/19/2026	
2/25/2026	

ND substitution: RL or RL/2 if <15% NDs.

Time Series

Constituent: Molybdenum (mg/L) Analysis Run 8/13/2026 4:35 PM View: Descriptive

Plant Scherer Client: Southern Company Data: Scherer AP

	SGWC-19	SGWC-20	SGWC-21	SGWC-22	SGWC-23	PZ-13S	PZ-14S	PZ-17I	PZ-39S
5/12/2016		<0.005	<0.005	<0.005	<0.005				
5/13/2016	<0.005								
6/29/2016	<0.005	<0.005	<0.005	<0.005	<0.005				
8/19/2016				<0.005	<0.005				
8/22/2016	<0.005	<0.005	<0.005						
10/18/2016	<0.005	<0.005	<0.005	<0.005	<0.005				
12/7/2016			<0.005	<0.005	<0.005				
12/8/2016	<0.005	<0.005							
2/15/2017					<0.005				
2/16/2017	<0.005	<0.005	<0.005	<0.005					
4/13/2017	<0.005	<0.005	<0.005	<0.005	<0.005				
6/28/2017	<0.005	<0.005	<0.005	<0.005	<0.005				
3/27/2018					<0.005				
3/28/2018	<0.005	<0.005	<0.005	<0.005					
10/8/2018			<0.005	<0.005	<0.005				
10/9/2018	<0.005								
10/18/2018		<0.005							
1/10/2019							<0.005		
2/19/2019				<0.005	<0.005				
2/20/2019	<0.005	<0.005	<0.005						
4/2/2019	<0.005	<0.005	<0.005	<0.005	<0.005				
9/17/2019	<0.005	<0.005	<0.005						
9/18/2019				<0.005	<0.005				
2/13/2020							<0.005		
2/18/2020		<0.005	<0.005	<0.005	<0.005				
2/19/2020	<0.005								
3/23/2020	<0.005	<0.005	<0.005						
3/24/2020				<0.005	<0.005				
9/15/2020	<0.005	<0.005	<0.005	<0.005	<0.005				
2/10/2021	<0.005	<0.005	<0.005	<0.005	<0.005				
3/30/2021	<0.005	<0.005	<0.005						
3/31/2021				<0.005	<0.005				
8/18/2021			<0.005	<0.005	<0.005				
8/19/2021	<0.005	<0.005							
2/8/2022						<0.005	<0.005		
2/9/2022								<0.005	0.0011 (J)
2/10/2022				<0.005	<0.005				
2/11/2022	<0.005	<0.005	<0.005						
8/22/2022	<0.005	<0.005	<0.005	<0.005	<0.005				
8/23/2022							<0.005		0.0013 (J)
8/24/2022						<0.005		<0.005	
2/22/2023	<0.005	<0.005							
2/23/2023			<0.005	<0.005	0.00062 (J)	<0.005	<0.005	<0.005	
2/24/2023									0.0011 (J)
8/1/2023							<0.005	<0.005	
8/2/2023						<0.005			0.0011 (J)
8/7/2023	<0.005	<0.005		<0.005					
8/8/2023			<0.005		<0.005				
2/20/2024	<0.005								
2/21/2024				<0.005	<0.005	<0.005			
2/26/2024		<0.005						<0.005	
2/27/2024			<0.005						0.00099 (J)

ND substitution: RL or RL/2 if <15% NDs.

Time Series

Constituent: Molybdenum (mg/L) Analysis Run 8/13/2026 4:35 PM View: Descriptive

Plant Scherer Client: Southern Company Data: Scherer AP

	SGWC-19	SGWC-20	SGWC-21	SGWC-22	SGWC-23	PZ-13S	PZ-14S	PZ-17I	PZ-39S
2/28/2024							<0.005		
8/1/2024	<0.005							<0.005	
8/2/2024		<0.005	<0.005	<0.005	<0.005				
8/5/2024						<0.005	<0.005		
8/6/2024									0.00087 (J)
2/19/2025						<0.005	<0.005		
2/20/2025		<0.005	<0.005	<0.005					
2/21/2025	<0.005				<0.005			<0.005	
2/24/2025									<0.015
7/24/2025	<0.005	<0.005							
7/28/2025			<0.005	<0.005	<0.005				
7/29/2025							<0.005	<0.005	0.0013 (J)
7/30/2025						<0.005			
2/17/2026		<0.005							
2/18/2026	<0.005		<0.005					<0.005	
2/19/2026				<0.005	<0.005		<0.005		
2/26/2026									0.00088 (J)
2/27/2026						<0.005			

ND substitution: RL or RL/2 if <15% NDs.

Time Series

Constituent: Molybdenum (mg/L) Analysis Run 8/13/2026 4:35 PM View: Descriptive

Plant Scherer Client: Southern Company Data: Scherer AP

	PZ-40I
5/12/2016	
5/13/2016	
6/29/2016	
8/19/2016	
8/22/2016	
10/18/2016	
12/7/2016	
12/8/2016	
2/15/2017	
2/16/2017	
4/13/2017	
6/28/2017	
3/27/2018	
3/28/2018	
10/8/2018	
10/9/2018	
10/18/2018	
1/10/2019	
2/19/2019	
2/20/2019	
4/2/2019	
9/17/2019	
9/18/2019	
2/13/2020	
2/18/2020	
2/19/2020	
3/23/2020	
3/24/2020	
9/15/2020	
2/10/2021	
3/30/2021	
3/31/2021	
8/18/2021	
8/19/2021	
2/8/2022	
2/9/2022	
2/10/2022	<0.005
2/11/2022	
8/22/2022	
8/23/2022	0.00079 (J)
8/24/2022	
2/22/2023	
2/23/2023	
2/24/2023	<0.005
8/1/2023	<0.005
8/2/2023	
8/7/2023	
8/8/2023	
2/20/2024	
2/21/2024	
2/26/2024	
2/27/2024	<0.005

ND substitution: RL or RL/2 if <15% NDs.

Time Series

Constituent: Molybdenum (mg/L) Analysis Run 8/13/2026 4:35 PM View: Descriptive

Plant Scherer Client: Southern Company Data: Scherer AP

	PZ-40I
2/28/2024	
8/1/2024	
8/2/2024	
8/5/2024	<0.005
8/6/2024	
2/19/2025	
2/20/2025	<0.005
2/21/2025	
2/24/2025	
7/24/2025	
7/28/2025	
7/29/2025	<0.005
7/30/2025	
2/17/2026	
2/18/2026	0.00069 (J)
2/19/2026	
2/26/2026	
2/27/2026	

ND substitution: RL or RL/2 if <15% NDs.

Time Series

Constituent: Molybdenum (mg/L) Analysis Run 8/13/2026 4:35 PM View: Descriptive

Plant Scherer Client: Southern Company Data: Scherer AP

	PZ-41S	PZ-42I	PZ-43S	PZ-44I	PZ-69I	PZ-70	PZ-29S	PZ-30I	SGWC-10A
1/3/2019								<0.005	
1/8/2019							<0.005		
2/13/2020								<0.005	
2/14/2020							<0.005		
2/19/2020	<0.005								
2/9/2022	<0.005	0.0057 (J)	<0.015	<0.005					
2/10/2022					0.0017 (J)				
8/22/2022		0.0062 (J)							
8/24/2022	<0.005		<0.015	<0.005	0.00081 (J)				
2/23/2023	<0.005	0.0066 (J)							
2/24/2023			<0.015		0.00069 (J)				
2/28/2023				<0.005					
8/2/2023	<0.005	0.0062 (J)	<0.015	<0.005	0.0011 (J)				
2/23/2024				<0.005	<0.015				
2/27/2024	<0.005	0.0067 (J)	<0.015						
8/1/2024				<0.005					
8/2/2024			<0.015		<0.015				
8/5/2024		0.0079 (J)							
8/6/2024	<0.005								
2/20/2025		0.0097 (J)							
2/21/2025	<0.005								
2/24/2025			<0.015	<0.005	<0.015				
7/29/2025	<0.005	0.0077	0.0021 (J)	<0.005	0.0013 (J)	0.0015 (J)			
10/8/2025							<0.005	<0.005	
2/18/2026	<0.005								
2/20/2026		0.0086		<0.005					
2/26/2026			0.00089 (J)		0.00094 (J)		<0.005	<0.005	
3/2/2026						<0.005			0.0023 (J)
5/19/2026									<0.005

ND substitution: RL or RL/2 if <15% NDs.

Time Series

Constituent: pH, Field (SU) Analysis Run 8/13/2026 4:35 PM View: Descriptive

Plant Scherer Client: Southern Company Data: Scherer AP

	SGWA-1 (bg)	SGWA-2 (bg)	SGWA-3 (bg)	SGWA-4 (bg)	SGWA-5 (bg)	SGWA-24 (bg)	SGWA-25 (bg)	SGWC-6	SGWC-7
5/10/2016	5.51	6.83	5.75		5.84	6.34	6.14		
5/11/2016				6.49				6.39	6.66
6/23/2016	5.5	6.82			5.71	6.33			
6/24/2016			5.78	6.48			6.14		
6/27/2016							6.08	6.3	6.73
8/16/2016	5.42	6.73	5.72		5.64	6.35			
8/17/2016				6.42			6.1	6.28	6.55
10/13/2016	5.52					6.34			
10/14/2016		6.74	5.71		5.59		6.14		
10/17/2016				6.44				6.3	
10/18/2016									6.59
12/5/2016						6.32			
12/6/2016	5.33	6.74	5.68	6.48	5.46		6.19	6.3	6.51
2/14/2017	5.29	6.85	5.57	6.18	5.29	6.33	6.34	6.31	6.3
4/10/2017						6.31			
4/11/2017	5.21	6.75	5.7	6.49	5.54		6.16		
4/12/2017								6.23	6.43
6/26/2017	5.25	6.82	5.68	6.48	5.54	6.35			
6/27/2017							6.08	6.23	6.56
10/10/2017	5.49	6.87				6.37			
10/11/2017			5.63	6.42	5.43		6.16	6.09	6.4
10/12/2017									
3/26/2018	5.39	6.77	5.89			6.32			
3/27/2018				6.53	5.52		6.12	6.2	6.6
6/5/2018	5.38	6.73			5.59	6.27	6.06		
6/6/2018			5.62	6.7				5.99	6.56
10/5/2018	5.46	6.81	5.76		5.7	6.37			
10/8/2018				6.53	5.59		6.16	6.3	
10/9/2018									6.56
2/18/2019	5.43	6.74		6.28					
2/19/2019			5.69		5.67	6.29	6.03		
2/20/2019								6.34	6.4
3/28/2019			5.88	6.53	5.67		6.15		
3/29/2019	5.22	6.81				6.31			
4/1/2019									6.57
4/2/2019								6.25	
9/12/2019					5.59				
9/13/2019						6.36			
9/16/2019	5.22	6.82	5.8	6.44			6.01	6.26	
9/17/2019									6.41
2/13/2020	5.09	6.59				6.24			
2/17/2020					5.73		6.1		
2/18/2020			5.76	6.38				6.32	6.35
3/17/2020		6.83	5.87		5.62		6.02		
3/18/2020	5.37			6.36		6.4			
3/25/2020								6.31	
3/26/2020									6.52
5/19/2020	5.37	6.8	5.8	6.38	5.61	6.37	6.03		
9/14/2020	5.11	6.73	5.84	6.4	5.82	6.52	5.98	6.29	6.31
2/9/2021	5.25	6.75	5.8	6.38	5.53	6.4	6.06	6.34	6.42
3/30/2021	5.28	6.73				6.27			
3/31/2021			5.72	6.33	5.5				

Time Series

Constituent: pH, Field (SU) Analysis Run 8/13/2026 4:35 PM View: Descriptive

Plant Scherer Client: Southern Company Data: Scherer AP

	SGWA-1 (bg)	SGWA-2 (bg)	SGWA-3 (bg)	SGWA-4 (bg)	SGWA-5 (bg)	SGWA-24 (bg)	SGWA-25 (bg)	SGWC-6	SGWC-7
4/1/2021								6.31	6.44
4/7/2021							6.12		
8/17/2021	5.26	6.84		6.41			6.08		
8/18/2021			5.85		5.51	6.45		6.33	6.61
2/9/2022	5.28	7.01	5.84	6.38	5.56		6.17	6.33	6.77
2/10/2022						6.38			
8/17/2022	5.16	6.79							
8/18/2022			5.64	6.35	5.43	6.32	6.03		6.77
8/19/2022								6.24	
2/21/2023	5.28		5.82		5.6				
2/22/2023		6.85		6.36				6.28	6.51
2/23/2023						6.33	6.04		
8/1/2023	5.3	6.77			5.48			6.21	
8/7/2023			5.84	6.39					
8/8/2023						6.35	6.06		6.48
2/20/2024	5.44	6.99		6.27				6.36	
2/21/2024			5.96		5.63	6.31			6.52
2/27/2024							6.7		
7/31/2024	5.3	6.77	5.83	6.29	5.49	6.27	5.93		6.39
8/1/2024								6.18	
2/19/2025				6.33		6.5	6.18		6.51
2/20/2025	5.44	6.95	5.89		5.48			6.3	
7/24/2025	5.36	6.77	5.95	6.27					
7/28/2025						6.22			
7/29/2025								6.09	
7/30/2025							5.9		6.37
7/31/2025					5.49				
2/19/2026			5.92	6.33		6.28		6.15	
2/20/2026		6.74					5.95		6.46
3/2/2026	5.37				5.88				

Time Series

Constituent: pH, Field (SU) Analysis Run 8/13/2026 4:35 PM View: Descriptive

Plant Scherer Client: Southern Company Data: Scherer AP

	SGWC-8
5/10/2016	
5/11/2016	6.35
6/23/2016	
6/24/2016	
6/27/2016	6.41
8/16/2016	
8/17/2016	6.45
10/13/2016	
10/14/2016	
10/17/2016	6.43
10/18/2016	
12/5/2016	
12/6/2016	6.48
2/14/2017	6.39
4/10/2017	
4/11/2017	
4/12/2017	6.35
6/26/2017	
6/27/2017	6.41
10/10/2017	
10/11/2017	
10/12/2017	6.41
3/26/2018	
3/27/2018	6.66
6/5/2018	
6/6/2018	6.42
10/5/2018	
10/8/2018	
10/9/2018	6.51
2/18/2019	
2/19/2019	
2/20/2019	6.4
3/28/2019	
3/29/2019	
4/1/2019	6.41
4/2/2019	
9/12/2019	
9/13/2019	
9/16/2019	
9/17/2019	6.5
2/13/2020	
2/17/2020	
2/18/2020	6.39
3/17/2020	
3/18/2020	
3/25/2020	6.35
3/26/2020	
5/19/2020	
9/14/2020	6.56
2/9/2021	6.35
3/30/2021	
3/31/2021	

Time Series

Constituent: pH, Field (SU) Analysis Run 8/13/2026 4:35 PM View: Descriptive

Plant Scherer Client: Southern Company Data: Scherer AP

	SGWC-8
4/1/2021	6.32
4/7/2021	
8/17/2021	
8/18/2021	6.48
2/9/2022	
2/10/2022	6.47
8/17/2022	
8/18/2022	6.8
8/19/2022	
2/21/2023	
2/22/2023	6.51
2/23/2023	
8/1/2023	
8/7/2023	
8/8/2023	6.66
2/20/2024	
2/21/2024	6.67
2/27/2024	
7/31/2024	
8/1/2024	6.57
2/19/2025	6.65
2/20/2025	
7/24/2025	
7/28/2025	
7/29/2025	
7/30/2025	6.49
7/31/2025	
2/19/2026	6.53
2/20/2026	
3/2/2026	

Time Series

Constituent: pH, Field (SU) Analysis Run 8/13/2026 4:35 PM View: Descriptive

Plant Scherer Client: Southern Company Data: Scherer AP

	SGWC-9	SGWC-10	SGWC-11	SGWC-12	SGWC-13	SGWC-14	SGWC-15	SGWC-16	SGWC-17
5/11/2016	6.24	5.7	5.84	6.28					
5/12/2016					6.09	5.79	4.76	5.29	6.21
5/13/2016									
6/27/2016	6.15								
6/28/2016		5.67	5.77	6.26	6.07	5.77	4.69	5.3	
6/29/2016	6.18								6.21
6/30/2016									
8/17/2016		5.55	5.71						
8/18/2016				6.23	6	5.75	4.73	5.3	6.24
8/22/2016	6.15								
10/17/2016		5.45	5.69	6.27	6.01	5.73			
10/18/2016	6.11						4.62	5.23	6.18
10/19/2016									6.2
12/6/2016		5.49	5.58	6.28	5.98				
12/7/2016	6.14					5.75	4.63	5.31	6.19
2/15/2017		5.29	5.54	6.21	5.74	5.58	4.51		6.25
2/16/2017	5.95							4.77	
4/12/2017		5.39	5.47	6.15	6.01	5.85	4.67		
4/13/2017	6.09							5.28	6.21
6/27/2017	6.09		5.47	6.23	6.05	5.86	4.66	5.22	6.27
6/28/2017									
10/11/2017			5.58	6.26	6.14	5.98			
10/12/2017	6.16	5.3					4.76	5.43	6.33
3/27/2018		5.58	5.65	6.32	6.25	5.87	4.61	5.28	6.26
3/28/2018	6.3								
6/6/2018	6.12	5.43	5.32	6.1					
6/7/2018					5.93	5.81	4.62	5.26	6.21
6/8/2018									
10/8/2018				6.16	6.02	5.83		5.29	6.17
10/9/2018	6.06	5.29							
10/16/2018			5.34				4.59		
10/17/2018			5.35				4.67		
10/18/2018									
2/20/2019		5.43	5.22	6.07	5.97		4.62	5.23	6.26
2/21/2019	6.1					5.65			
4/1/2019	6.11	5.46	5.24	6.14	6.06	5.89	4.72		
4/2/2019								5.27	6.26
9/16/2019	6.11		5.3	6.18					
9/17/2019		5.31			5.98	5.78	4.65	5.26	6.23
2/18/2020			5.09						
2/19/2020	6.03	5.07		6.07	5.94	5.75	4.58	5.16	6.16
2/20/2020									
3/24/2020									6.21
3/25/2020	6.01	5.26	5.16						
3/26/2020				6.1					
3/27/2020					5.89	5.74	4.51	5.17	
9/14/2020	6.33	5.51	5.14	6.11	6				
9/15/2020						6.01	4.87	5.56	6.42
2/9/2021	6.21	5.23	5.24	6.13	5.98	5.85	4.63	5.22	
2/10/2021									6.23
3/30/2021									
3/31/2021	6.2	5.3					4.77		

Time Series

Constituent: pH, Field (SU) Analysis Run 8/13/2026 4:35 PM View: Descriptive

Plant Scherer Client: Southern Company Data: Scherer AP

	SGWC-9	SGWC-10	SGWC-11	SGWC-12	SGWC-13	SGWC-14	SGWC-15	SGWC-16	SGWC-17
4/1/2021								5.24	6.25
4/6/2021						5.84			
4/7/2021			5.18	6.44	6.07				
8/18/2021									6.26
8/19/2021	6.22	5.21	5.23		5.99	5.86	4.63	5.28	
8/20/2021				6.13					
2/10/2022	6.25		5.11	6.19				5.21	
2/11/2022		5.13			6.02		4.59		6.39
2/14/2022						5.77			
8/18/2022	6.52		5.06	6.12	5.78				
8/19/2022		5.22				5.62	4.61		
8/23/2022									
8/31/2022								5.1	6.26
10/25/2022								5.23	6.27
10/31/2022									
11/16/2022								5.17	6.23
2/22/2023	6.14	5.23	5.1						6.23
2/23/2023				6.04	5.94	5.72	4.59	5.13	
8/2/2023			5.09		5.92				
8/7/2023	6.29	5.2		5.83			4.55		6.25
8/8/2023						5.73		5.15	
2/21/2024	6.17								
2/23/2024		5.18	5.07	6.11	6.03				
2/26/2024							4.6	5.13	6.28
2/27/2024						5.84			
8/1/2024	6.18		5.03	5.97	5.84	5.56	4.68	4.91	
8/5/2024		5.17							6.12
2/19/2025	6.21	5.32		6.22	6.06	5.79		5.1	6.28
2/20/2025			5.38				4.55		
2/21/2025									
7/23/2025								5.02	6.11
7/25/2025									
7/30/2025	6.11	5.28			5.78		4.52		
7/31/2025			5.08	6.18		5.44			
2/17/2026							4.75		
2/18/2026			5.27	6.05	5.91			5.14	6.2
2/19/2026						5.48			
2/25/2026	6.26								

Time Series

Constituent: pH, Field (SU) Analysis Run 8/13/2026 4:35 PM View: Descriptive

Plant Scherer Client: Southern Company Data: Scherer AP

	SGWC-18
5/11/2016	
5/12/2016	
5/13/2016	4.7
6/27/2016	
6/28/2016	
6/29/2016	
6/30/2016	4.69
8/17/2016	
8/18/2016	
8/22/2016	4.68
10/17/2016	
10/18/2016	
10/19/2016	4.65
12/6/2016	
12/7/2016	4.69
2/15/2017	
2/16/2017	4.77
4/12/2017	
4/13/2017	4.79
6/27/2017	
6/28/2017	4.78
10/11/2017	
10/12/2017	4.86
3/27/2018	
3/28/2018	4.74
6/6/2018	
6/7/2018	
6/8/2018	4.69
10/8/2018	
10/9/2018	
10/16/2018	
10/17/2018	
10/18/2018	4.7
2/20/2019	4.76
2/21/2019	
4/1/2019	
4/2/2019	4.72
9/16/2019	
9/17/2019	4.77
2/18/2020	
2/19/2020	
2/20/2020	4.64
3/24/2020	
3/25/2020	
3/26/2020	4.74
3/27/2020	
9/14/2020	
9/15/2020	4.94
2/9/2021	
2/10/2021	4.8
3/30/2021	4.82
3/31/2021	

Time Series

Constituent: pH, Field (SU) Analysis Run 8/13/2026 4:35 PM View: Descriptive

Plant Scherer Client: Southern Company Data: Scherer AP

	SGWC-18
4/1/2021	
4/6/2021	
4/7/2021	
8/18/2021	4.83
8/19/2021	
8/20/2021	
2/10/2022	4.86
2/11/2022	
2/14/2022	
8/18/2022	
8/19/2022	
8/23/2022	4.8
8/31/2022	
10/25/2022	
10/31/2022	4.89
11/16/2022	
2/22/2023	5
2/23/2023	
8/2/2023	
8/7/2023	4.83
8/8/2023	
2/21/2024	
2/23/2024	
2/26/2024	
2/27/2024	4.62
8/1/2024	
8/5/2024	4.85
2/19/2025	
2/20/2025	
2/21/2025	4.78
7/23/2025	
7/25/2025	4.86
7/30/2025	
7/31/2025	
2/17/2026	
2/18/2026	
2/19/2026	
2/25/2026	

Time Series

Constituent: pH, Field (SU) Analysis Run 8/13/2026 4:35 PM View: Descriptive

Plant Scherer Client: Southern Company Data: Scherer AP

	SGWC-19	SGWC-20	SGWC-21	SGWC-22	SGWC-23	PZ-13S	PZ-14S	PZ-17I	PZ-39S
5/12/2016		4.36	5.95	5.68	6.18				
5/13/2016	5.55								
6/29/2016	5.5	4.3	5.96	5.68	5.88				
8/19/2016				5.65	5.84				
8/22/2016	5.5	4.37	5.96						
10/18/2016	5.46	4.26	5.9	5.71	5.89				
12/7/2016			6.03	5.71	5.87				
12/8/2016	5.39	4.28							
2/15/2017					6.04				
2/16/2017	5.32	4.29	6.03	5.7					
4/13/2017	5.47	4.24	5.93	5.7	5.85				
6/28/2017	5.5	4.28	6	5.66	5.9				
10/12/2017	5.57	4.32	6.09	5.73	6.07				
3/27/2018					5.99				
3/28/2018	5.74	4.25	6.08	5.89					
6/7/2018		4.26	6.1	5.66	5.97				
6/8/2018	5.52								
10/8/2018			6.14	5.74	5.94				
10/9/2018	5.51								
10/17/2018									7.29
10/18/2018		4.3						6.68	
2/19/2019				5.69	5.9				
2/20/2019	5.58	4.26							
2/21/2019			6.08						
4/2/2019	5.5	4.33	6.09	5.65	5.87				
9/17/2019	5.55	4.37	6.27						
9/18/2019				5.66	5.97				
2/13/2020							5.29		
2/18/2020		4.3	6.06	5.59	5.95		5.54		
2/19/2020	5.53								
3/23/2020	5.51	4.19	6.12						
3/24/2020				5.62	6				
9/15/2020	5.51	4.3	6.1	5.65	5.89				
9/18/2020						5.29			
2/10/2021	5.55	4.22	6.21	5.58	5.85				
3/30/2021	5.57	4.32	6.17						
3/31/2021				5.73	5.93				
4/2/2021						5.03	5.38		6.62
8/18/2021			6.26	5.76	6.01		5.4		
8/19/2021	5.61	4.28							6.68
8/20/2021						5.03			
2/8/2022						4.92	5.42		
2/9/2022								6.71	6.55
2/10/2022				5.78	6.13				
2/11/2022	5.65	4.25	6.31						
8/22/2022	5.54	4.3	6.17	5.62	5.91				
8/23/2022							5.39		6.75
8/24/2022						5.09		6.74	
10/31/2022	5.53	4.32	6.29	5.72	6		5.46		6.69
2/22/2023	5.53	4.38							
2/23/2023			6.19	5.72	6	5.14	5.4	6.73	
2/24/2023									6.67

Time Series

Constituent: pH, Field (SU) Analysis Run 8/13/2026 4:35 PM View: Descriptive

Plant Scherer Client: Southern Company Data: Scherer AP

	SGWC-19	SGWC-20	SGWC-21	SGWC-22	SGWC-23	PZ-13S	PZ-14S	PZ-17I	PZ-39S
8/1/2023							5.3	6.78	
8/2/2023						5.17			6.64
8/7/2023	5.45	4.29		5.7					
8/8/2023			6.29		5.92				
2/20/2024	5.61								
2/21/2024				5.71	6.02	5.14			
2/26/2024		4.15						6.9	
2/27/2024			6.29						6.54
2/28/2024							5.4		
5/6/2024								6.65	
8/1/2024	5.26							6.67	
8/2/2024		4.26	6.2	5.69	5.96				
8/5/2024						4.96	5.36		
8/6/2024									6.59
2/19/2025						5.23	5.45		
2/20/2025		4.17	6.44	5.7					
2/21/2025	5.59				5.93			7	
2/24/2025									6.61
7/24/2025	5.4	4.28							
7/28/2025			6.19	5.63	5.88				
7/29/2025							5.34	6.6	6.61
7/30/2025						5.18			
2/17/2026		4.22							
2/18/2026	5.62		6.36					6.69	
2/19/2026				5.73	5.96		5.59		
2/26/2026									6.54
2/27/2026						5.21			

Time Series

Constituent: pH, Field (SU) Analysis Run 8/13/2026 4:35 PM View: Descriptive

Plant Scherer Client: Southern Company Data: Scherer AP

	PZ-40I
5/12/2016	
5/13/2016	
6/29/2016	
8/19/2016	
8/22/2016	
10/18/2016	
12/7/2016	
12/8/2016	
2/15/2017	
2/16/2017	
4/13/2017	
6/28/2017	
10/12/2017	
3/27/2018	
3/28/2018	
6/7/2018	
6/8/2018	
10/8/2018	
10/9/2018	
10/17/2018	
10/18/2018	6.57
2/19/2019	
2/20/2019	
2/21/2019	
4/2/2019	
9/17/2019	
9/18/2019	
2/13/2020	
2/18/2020	
2/19/2020	
3/23/2020	
3/24/2020	
9/15/2020	
9/18/2020	
2/10/2021	
3/30/2021	
3/31/2021	
4/2/2021	
8/18/2021	
8/19/2021	
8/20/2021	
2/8/2022	
2/9/2022	
2/10/2022	6.11
2/11/2022	
8/22/2022	
8/23/2022	6.14
8/24/2022	
10/31/2022	6.96
2/22/2023	
2/23/2023	
2/24/2023	6.16

Time Series

Constituent: pH, Field (SU) Analysis Run 8/13/2026 4:35 PM View: Descriptive

Plant Scherer Client: Southern Company Data: Scherer AP

	PZ-40I
8/1/2023	6.12
8/2/2023	
8/7/2023	
8/8/2023	
2/20/2024	
2/21/2024	
2/26/2024	
2/27/2024	6.22
2/28/2024	
5/6/2024	
8/1/2024	
8/2/2024	
8/5/2024	6.3
8/6/2024	
2/19/2025	
2/20/2025	6.39
2/21/2025	
2/24/2025	
7/24/2025	
7/28/2025	
7/29/2025	6.1
7/30/2025	
2/17/2026	
2/18/2026	6.31
2/19/2026	
2/26/2026	
2/27/2026	

Time Series

Constituent: pH, Field (SU) Analysis Run 8/13/2026 4:35 PM View: Descriptive

Plant Scherer Client: Southern Company Data: Scherer AP

	PZ-41S	PZ-42I	PZ-43S	PZ-44I	PZ-69I	PZ-70	PZ-29S	PZ-30I	SGWC-10A
10/16/2018				7.05					
10/17/2018				7.03					
10/18/2018	6.07	6.33	6.52						
2/13/2020	5.89							6.64	
2/14/2020							6.3		
2/18/2020							6.28		
2/19/2020	5.86							6.64	
3/2/2020				6.53					
3/31/2021				6.61					
4/5/2021	5.96								
4/7/2021			6.28	7.04					
8/18/2021			6.35	6.5					
8/19/2021	5.91								
2/9/2022	5.95	6.25	6.66	6.57					
2/10/2022					6.61				
8/22/2022		6.27							
8/24/2022	5.87		9.96	6.61	6.86				
10/31/2022		6.48							
2/23/2023	5.91	6.36							
2/24/2023			6.97		6.54				
2/28/2023				6.54					
8/2/2023	5.89	6.38	6.87	6.57	6.41				
2/23/2024				6.65	6.47				
2/27/2024	6.02	6.47	7.15						
8/1/2024				6.64					
8/2/2024			6.75		6.42				
8/5/2024		6.22							
8/6/2024	5.88								
2/20/2025		7.33							
2/21/2025	5.93								
2/24/2025			7.43	6.77	6.57				
7/29/2025	5.86	6.26	10.18	6.64	6.57	6.43			
9/9/2025						6.34 (R)			
10/8/2025							6.23	6.54	
2/18/2026	5.92								
2/20/2026		7.11		6.7					
2/26/2026			10.24		6.65		6.27	6.48	
3/2/2026						6.41			5.97
5/18/2026			7.15						
5/19/2026									5.93

Time Series

Constituent: Selenium (mg/L) Analysis Run 8/13/2026 4:35 PM View: Descriptive

Plant Scherer Client: Southern Company Data: Scherer AP

	SGWA-1 (bg)	SGWA-2 (bg)	SGWA-3 (bg)	SGWA-4 (bg)	SGWA-5 (bg)	SGWA-24 (bg)	SGWA-25 (bg)	SGWC-6	SGWC-7
5/10/2016	<0.005	<0.005	<0.005		<0.005	<0.005	<0.005		
5/11/2016				<0.005				<0.005	<0.005
6/23/2016	<0.005	<0.005			<0.005	<0.005			
6/24/2016			<0.005	<0.005					
6/27/2016							<0.005	<0.005	<0.005
8/16/2016	<0.005	<0.005	<0.005		<0.005	<0.005			
8/17/2016				<0.005			<0.005	<0.005	<0.005
10/13/2016	<0.005					<0.005			
10/14/2016		<0.005	<0.005		<0.005		<0.005		
10/17/2016				<0.005				<0.005	
10/18/2016									<0.005
12/5/2016						<0.005			
12/6/2016	<0.005	<0.005	<0.005	<0.005	<0.005		<0.005	<0.005	<0.005
2/14/2017	<0.005	<0.005	<0.005	<0.005	<0.005	<0.005	<0.005	<0.005	<0.005
4/10/2017						<0.005			
4/11/2017	<0.005	<0.005	<0.005	<0.005	<0.005		<0.005		
4/12/2017								0.00034 (J)	<0.005
6/26/2017	<0.005	<0.005	0.00029 (J)	0.00041 (J)	<0.005	<0.005			
6/27/2017							<0.005	0.00057 (J)	<0.005
3/26/2018	<0.005	<0.005	<0.005			<0.005			
3/27/2018				<0.005	<0.005		<0.005	<0.005	<0.005
6/5/2018	0.00065 (J)	0.00098 (J)			0.00039 (J)	0.00041 (J)	0.00029 (J)		
6/6/2018			<0.005	<0.005				0.00032 (J)	<0.005
10/5/2018	0.00031 (J)	0.00028 (J)	0.00024 (J)			<0.005			
10/8/2018				0.00041 (J)	<0.005		<0.005	<0.005	
10/9/2018									0.00034 (J)
2/18/2019	<0.005	0.00017 (J)		<0.005					
2/19/2019			0.00012 (J)		<0.005	<0.005	<0.005		
2/20/2019								<0.005	<0.005
3/28/2019			<0.005	<0.005	<0.005		<0.005		
3/29/2019	<0.005	<0.005				<0.005			
4/1/2019									<0.005
4/2/2019								<0.005	
9/12/2019					<0.005				
9/13/2019						<0.005			
9/16/2019	<0.005	<0.005	<0.005	<0.005			<0.005	<0.005	
9/17/2019									<0.005
2/13/2020	<0.005	<0.005				<0.005			
2/17/2020					<0.005		<0.005		
2/18/2020			<0.005	<0.005				<0.005	<0.005
3/17/2020		<0.005	<0.005		<0.005		<0.005		
3/18/2020	<0.005			<0.005		<0.005			
3/25/2020								<0.005	
3/26/2020									<0.005
9/14/2020	<0.005	<0.005	<0.005	<0.005	<0.005	<0.005	<0.005	<0.005	<0.005
2/9/2021	<0.005	<0.005	<0.005	<0.005	<0.005	<0.005	<0.005	<0.005	<0.005
3/30/2021	<0.005	<0.005				<0.005			
3/31/2021			<0.005	<0.005	<0.005				
4/1/2021								<0.005	<0.005
4/7/2021							<0.005		
8/17/2021	<0.005	<0.005		<0.005			<0.005		
8/18/2021			<0.005		<0.005	<0.005		<0.005	<0.005

ND substitution: RL or RL/2 if <15% NDs.

Time Series

Constituent: Selenium (mg/L) Analysis Run 8/13/2026 4:35 PM View: Descriptive

Plant Scherer Client: Southern Company Data: Scherer AP

	SGWA-1 (bg)	SGWA-2 (bg)	SGWA-3 (bg)	SGWA-4 (bg)	SGWA-5 (bg)	SGWA-24 (bg)	SGWA-25 (bg)	SGWC-6	SGWC-7
2/9/2022	<0.005	<0.005	<0.005	<0.005	<0.005		<0.005	<0.005	<0.005
2/10/2022						<0.005			
8/17/2022	<0.005	<0.005							
8/18/2022			<0.005	<0.005	<0.005	<0.005	<0.005		<0.005
8/19/2022								<0.005	
2/21/2023	<0.005		<0.005		<0.005				
2/22/2023		<0.005		<0.005				<0.005	<0.005
2/23/2023						<0.005	<0.005		
8/1/2023	<0.005	<0.005			<0.005			<0.005	
8/7/2023			<0.005	<0.005					
8/8/2023						<0.005	<0.005		<0.005
2/20/2024	<0.005	<0.005		<0.005				<0.005	
2/21/2024			<0.005		<0.005	<0.005			<0.005
2/27/2024							<0.005		
7/31/2024	<0.005	<0.005	<0.005	<0.005	<0.005	<0.005	<0.005		<0.005
8/1/2024								<0.005	
2/19/2025				<0.005		<0.005	<0.005		<0.005
2/20/2025	<0.005	<0.005	<0.005		<0.005			<0.005	
7/24/2025	<0.005	<0.005	<0.005	<0.005					
7/28/2025						<0.005			
7/29/2025								<0.005	
7/30/2025							<0.005		<0.005
7/31/2025					<0.005				
2/19/2026			<0.005	<0.005		<0.005		<0.005	
2/20/2026		<0.005					<0.005		<0.005
3/2/2026	<0.005				<0.005				

ND substitution: RL or RL/2 if <15% NDs.

Time Series

Constituent: Selenium (mg/L) Analysis Run 8/13/2026 4:35 PM View: Descriptive

Plant Scherer Client: Southern Company Data: Scherer AP

	SGWC-8
5/10/2016	
5/11/2016	<0.005
6/23/2016	
6/24/2016	
6/27/2016	<0.005
8/16/2016	
8/17/2016	<0.005
10/13/2016	
10/14/2016	
10/17/2016	<0.005
10/18/2016	
12/5/2016	
12/6/2016	<0.005
2/14/2017	<0.005
4/10/2017	
4/11/2017	
4/12/2017	<0.005
6/26/2017	
6/27/2017	<0.005
3/26/2018	
3/27/2018	<0.005
6/5/2018	
6/6/2018	<0.005
10/5/2018	
10/8/2018	
10/9/2018	<0.005
2/18/2019	
2/19/2019	
2/20/2019	<0.005
3/28/2019	
3/29/2019	
4/1/2019	<0.005
4/2/2019	
9/12/2019	
9/13/2019	
9/16/2019	
9/17/2019	<0.005
2/13/2020	
2/17/2020	
2/18/2020	<0.005
3/17/2020	
3/18/2020	
3/25/2020	<0.005
3/26/2020	
9/14/2020	<0.005
2/9/2021	<0.005
3/30/2021	
3/31/2021	
4/1/2021	<0.005
4/7/2021	
8/17/2021	
8/18/2021	<0.005

ND substitution: RL or RL/2 if <15% NDs.

Time Series

Constituent: Selenium (mg/L) Analysis Run 8/13/2026 4:35 PM View: Descriptive

Plant Scherer Client: Southern Company Data: Scherer AP

	SGWC-8
2/9/2022	
2/10/2022	<0.005
8/17/2022	
8/18/2022	<0.005
8/19/2022	
2/21/2023	
2/22/2023	<0.005
2/23/2023	
8/1/2023	
8/7/2023	
8/8/2023	<0.005
2/20/2024	
2/21/2024	<0.005
2/27/2024	
7/31/2024	
8/1/2024	<0.005
2/19/2025	<0.005
2/20/2025	
7/24/2025	
7/28/2025	
7/29/2025	
7/30/2025	<0.005
7/31/2025	
2/19/2026	<0.005
2/20/2026	
3/2/2026	

ND substitution: RL or RL/2 if <15% NDs.

Time Series

Constituent: Selenium (mg/L) Analysis Run 8/13/2026 4:35 PM View: Descriptive

Plant Scherer Client: Southern Company Data: Scherer AP

	SGWC-9	SGWC-10	SGWC-11	SGWC-12	SGWC-13	SGWC-14	SGWC-15	SGWC-16	SGWC-17
5/11/2016	<0.005	<0.005	<0.005	<0.005					
5/12/2016					<0.005	<0.005	0.00965 (J)	<0.005	<0.005
5/13/2016									
6/28/2016		<0.005	<0.005	<0.005	<0.005	<0.005	0.0101	<0.005	
6/29/2016	<0.005								<0.005
6/30/2016									
8/17/2016		<0.005	<0.005						
8/18/2016				0.00031 (J)	<0.005	<0.005	0.0014	0.00053 (J)	<0.005
8/22/2016	<0.005								
10/17/2016		<0.005	<0.005	<0.005	0.0003 (J)	<0.005			
10/18/2016	<0.005						0.0013	<0.005	
10/19/2016									<0.005
12/6/2016		<0.005	<0.005	<0.005	<0.005				
12/7/2016	<0.005					<0.005	0.0007 (J)	<0.005	<0.005
2/15/2017		<0.005	<0.005	<0.005	<0.005	0.00066 (J)	0.00075 (J)		<0.005
2/16/2017	<0.005							<0.005	
4/12/2017		<0.005	<0.005	<0.005	<0.005	<0.005	<0.005		
4/13/2017	<0.005							<0.005	<0.005
6/27/2017	<0.005	<0.005	<0.005	<0.005	<0.005	<0.005	0.0013	0.001 (J)	0.00024 (J)
6/28/2017									
3/27/2018		<0.005	<0.005	<0.005	<0.005	<0.005	<0.005	<0.005	<0.005
3/28/2018	<0.005								
6/6/2018	<0.005	<0.005	<0.005	<0.005					
6/7/2018					0.00064 (J)	0.00084 (J)	0.0014	0.0013	0.00064 (J)
6/8/2018									
10/8/2018				<0.005	<0.005	<0.005		0.0014	0.00028 (J)
10/9/2018	<0.005	<0.005							
10/16/2018			0.00046 (J)				0.0021		
10/18/2018									
1/2/2019									
2/20/2019	<0.005	<0.005	<0.005	<0.005	<0.005	<0.005	0.0034	0.0012 (J)	<0.005
4/1/2019	<0.005	<0.005	<0.005	<0.005	<0.005	<0.005	<0.005		
4/2/2019								0.0021	<0.005
9/16/2019	<0.005		<0.005	<0.005					
9/17/2019		<0.005			<0.005	<0.005	<0.005	<0.005	<0.005
2/18/2020			<0.005						
2/19/2020	<0.005	<0.005		<0.005	<0.005	<0.005	<0.005	<0.005	<0.005
2/20/2020									
3/24/2020									<0.005
3/25/2020	<0.005	<0.005	<0.005						
3/26/2020				<0.005					
3/27/2020					<0.005	<0.005	<0.005	<0.005	
9/14/2020	<0.005	<0.005	<0.005	<0.005	<0.005				
9/15/2020						<0.005	<0.005	<0.005	<0.005
2/9/2021	<0.005	<0.005	<0.005	<0.005	<0.005	<0.005	<0.005	<0.005	
2/10/2021									<0.005
3/30/2021									
3/31/2021	<0.005	<0.005					<0.005		
4/1/2021								<0.005	<0.005
4/6/2021						<0.005			
4/7/2021			<0.005	<0.005	<0.005				
8/18/2021									<0.005

ND substitution: RL or RL/2 if <15% NDs.

Time Series

Constituent: Selenium (mg/L) Analysis Run 8/13/2026 4:35 PM View: Descriptive

Plant Scherer Client: Southern Company Data: Scherer AP

	SGWC-9	SGWC-10	SGWC-11	SGWC-12	SGWC-13	SGWC-14	SGWC-15	SGWC-16	SGWC-17
8/19/2021	<0.005	<0.005	<0.005		<0.005	<0.005	<0.005	<0.005	
8/20/2021				<0.005					
2/10/2022	<0.005		<0.005	<0.005				0.00092 (J)	
2/11/2022		<0.005			<0.005		<0.005		<0.005
2/14/2022						<0.005			
8/18/2022	<0.005		<0.005	<0.005	<0.005				
8/19/2022		<0.005				<0.005	<0.005		
8/23/2022									
8/31/2022								0.001 (J)	<0.005
2/22/2023	<0.005	<0.005	<0.005						<0.005
2/23/2023				<0.005	<0.005	<0.005	<0.005	0.00093 (J)	
8/2/2023			<0.005		<0.005				
8/7/2023	<0.005	<0.005		<0.005			<0.005		<0.005
8/8/2023						<0.005		<0.005	
2/21/2024	<0.005								
2/23/2024		<0.005	<0.005	<0.005	<0.005				
2/26/2024							0.0084	<0.005	<0.005
2/27/2024						<0.005			
8/1/2024	<0.005		<0.005	<0.005	<0.005	<0.005	0.0048 (J)	<0.005	
8/5/2024		<0.005							<0.005
2/19/2025	<0.005	<0.005		<0.005	<0.005	<0.005		<0.005	<0.005
2/20/2025			<0.005				0.0035 (J)		
2/21/2025									
7/23/2025								<0.005	<0.005
7/25/2025									
7/30/2025	<0.005	<0.005			<0.005		<0.005		
7/31/2025			<0.005	<0.005		<0.005			
2/17/2026							0.0066		
2/18/2026			<0.005	<0.005	<0.005			<0.005	<0.005
2/19/2026						<0.005			
2/25/2026	<0.005								

ND substitution: RL or RL/2 if <15% NDs.

Time Series

Constituent: Selenium (mg/L) Analysis Run 8/13/2026 4:35 PM View: Descriptive

Plant Scherer Client: Southern Company Data: Scherer AP

	SGWC-18
5/11/2016	
5/12/2016	
5/13/2016	0.023
6/28/2016	
6/29/2016	
6/30/2016	0.0263
8/17/2016	
8/18/2016	
8/22/2016	0.0066
10/17/2016	
10/18/2016	
10/19/2016	0.0057
12/6/2016	
12/7/2016	0.006
2/15/2017	
2/16/2017	0.0055
4/12/2017	
4/13/2017	0.0049
6/27/2017	
6/28/2017	0.0047
3/27/2018	
3/28/2018	0.0085
6/6/2018	
6/7/2018	
6/8/2018	0.014
10/8/2018	
10/9/2018	
10/16/2018	
10/18/2018	0.017
1/2/2019	0.0034
2/20/2019	0.027
4/1/2019	
4/2/2019	0.0075
9/16/2019	
9/17/2019	0.0036
2/18/2020	
2/19/2020	
2/20/2020	0.0024 (J)
3/24/2020	
3/25/2020	
3/26/2020	0.0019 (J)
3/27/2020	
9/14/2020	
9/15/2020	0.003 (J)
2/9/2021	
2/10/2021	0.0016 (J)
3/30/2021	<0.005
3/31/2021	
4/1/2021	
4/6/2021	
4/7/2021	
8/18/2021	0.002 (J)

ND substitution: RL or RL/2 if <15% NDs.

Time Series

Constituent: Selenium (mg/L) Analysis Run 8/13/2026 4:35 PM View: Descriptive

Plant Scherer Client: Southern Company Data: Scherer AP

	SGWC-18
8/19/2021	
8/20/2021	
2/10/2022	0.0021 (J)
2/11/2022	
2/14/2022	
8/18/2022	
8/19/2022	
8/23/2022	0.00085 (J)
8/31/2022	
2/22/2023	<0.005
2/23/2023	
8/2/2023	
8/7/2023	<0.005
8/8/2023	
2/21/2024	
2/23/2024	
2/26/2024	
2/27/2024	0.0053
8/1/2024	
8/5/2024	0.0064
2/19/2025	
2/20/2025	
2/21/2025	0.0031 (J)
7/23/2025	
7/25/2025	0.005
7/30/2025	
7/31/2025	
2/17/2026	
2/18/2026	
2/19/2026	
2/25/2026	

ND substitution: RL or RL/2 if <15% NDs.

Time Series

Constituent: Selenium (mg/L) Analysis Run 8/13/2026 4:35 PM View: Descriptive

Plant Scherer Client: Southern Company Data: Scherer AP

	SGWC-19	SGWC-20	SGWC-21	SGWC-22	SGWC-23	PZ-13S	PZ-14S	PZ-17I	PZ-39S
5/12/2016		0.00396 (J)	<0.005	<0.005	<0.005				
5/13/2016	<0.005								
6/29/2016	<0.005	0.0053 (J)	<0.005	<0.005	<0.005				
8/19/2016				<0.005	<0.005				
8/22/2016	<0.005	0.0012 (J)	<0.005						
10/18/2016	<0.005	<0.005	<0.005	<0.005	<0.005				
12/7/2016			<0.005	<0.005	<0.005				
12/8/2016	<0.005	<0.005							
2/15/2017					<0.005				
2/16/2017	<0.005	<0.005	<0.005	<0.005					
4/13/2017	<0.005	<0.005	<0.005	<0.005	<0.005				
6/28/2017	0.00096 (J)	0.00064 (J)	<0.005	<0.005	0.00033 (J)				
3/27/2018					<0.005				
3/28/2018	<0.005	<0.005	<0.005	<0.005					
6/7/2018		0.00066 (J)	<0.005	<0.005	<0.005				
6/8/2018	0.00063 (J)								
10/8/2018			<0.005	<0.005	0.00026 (J)				
10/9/2018	0.0005 (J)								
10/17/2018									<0.005
10/18/2018		0.00049 (J)						0.00047 (J)	
1/10/2019							<0.005		
2/19/2019				<0.005	0.00021 (J)				
2/20/2019	<0.005	0.0011 (J)	<0.005						
4/2/2019	<0.005	<0.005	<0.005	<0.005	<0.005				
9/17/2019	<0.005	<0.005	<0.005						
9/18/2019				<0.005	<0.005				
2/13/2020							<0.005		
2/18/2020		<0.005	<0.005	<0.005	<0.005				
2/19/2020	<0.005								
3/23/2020	<0.005	<0.005	<0.005						
3/24/2020				<0.005	<0.005				
9/15/2020	<0.005	<0.005	<0.005	<0.005	<0.005				
2/10/2021	<0.005	<0.005	<0.005	<0.005	<0.005				
3/30/2021	<0.005	<0.005	<0.005						
3/31/2021				<0.005	<0.005				
8/18/2021			<0.005	<0.005	<0.005				
8/19/2021	<0.005	<0.005							
2/8/2022						<0.005	<0.005		
2/9/2022								<0.005	0.0022 (J)
2/10/2022				<0.005	<0.005				
2/11/2022	<0.005	<0.005	<0.005						
8/22/2022	0.00099 (J)	<0.005	<0.005	<0.005	<0.005				
8/23/2022							<0.005		0.0014 (J)
8/24/2022						<0.005		<0.005	
2/22/2023	<0.005	<0.005							
2/23/2023			<0.005	<0.005	0.00075 (J)	<0.005	<0.005	<0.005	
2/24/2023									0.0019 (J)
8/1/2023							<0.005	<0.005	
8/2/2023						<0.005			0.0014 (J)
8/7/2023	<0.005	<0.005		<0.005					
8/8/2023			<0.005		<0.005				
2/20/2024	<0.005								

ND substitution: RL or RL/2 if <15% NDs.

Time Series

Constituent: Selenium (mg/L) Analysis Run 8/13/2026 4:35 PM View: Descriptive

Plant Scherer Client: Southern Company Data: Scherer AP

	SGWC-19	SGWC-20	SGWC-21	SGWC-22	SGWC-23	PZ-13S	PZ-14S	PZ-17I	PZ-39S
2/21/2024				<0.005	<0.005	<0.005			
2/26/2024		0.0041 (J)						<0.005	
2/27/2024			<0.005						<0.005
2/28/2024							<0.005		
8/1/2024	<0.005							<0.005	
8/2/2024		0.002 (J)	<0.005	<0.005	<0.005				
8/5/2024						<0.005	<0.005		
8/6/2024									0.001 (J)
2/19/2025						<0.005	<0.005		
2/20/2025		<0.005	<0.005	<0.005					
2/21/2025	<0.005				<0.005			<0.005	
2/24/2025									0.0015 (J)
7/24/2025	<0.005	<0.005							
7/28/2025			<0.005	<0.005	<0.005				
7/29/2025							<0.005	<0.005	<0.005
7/30/2025						<0.005			
2/17/2026		0.0035 (J)							
2/18/2026	<0.005		<0.005					<0.005	
2/19/2026				<0.005	<0.005		<0.005		
2/26/2026									<0.005
2/27/2026						<0.005			

ND substitution: RL or RL/2 if <15% NDs.

Time Series

Constituent: Selenium (mg/L) Analysis Run 8/13/2026 4:35 PM View: Descriptive

Plant Scherer Client: Southern Company Data: Scherer AP

	PZ-40I
5/12/2016	
5/13/2016	
6/29/2016	
8/19/2016	
8/22/2016	
10/18/2016	
12/7/2016	
12/8/2016	
2/15/2017	
2/16/2017	
4/13/2017	
6/28/2017	
3/27/2018	
3/28/2018	
6/7/2018	
6/8/2018	
10/8/2018	
10/9/2018	
10/17/2018	
10/18/2018	0.00059 (J)
1/10/2019	
2/19/2019	
2/20/2019	
4/2/2019	
9/17/2019	
9/18/2019	
2/13/2020	
2/18/2020	
2/19/2020	
3/23/2020	
3/24/2020	
9/15/2020	
2/10/2021	
3/30/2021	
3/31/2021	
8/18/2021	
8/19/2021	
2/8/2022	
2/9/2022	
2/10/2022	<0.005
2/11/2022	
8/22/2022	
8/23/2022	<0.005
8/24/2022	
2/22/2023	
2/23/2023	
2/24/2023	<0.005
8/1/2023	<0.005
8/2/2023	
8/7/2023	
8/8/2023	
2/20/2024	

ND substitution: RL or RL/2 if <15% NDs.

Time Series

Constituent: Selenium (mg/L) Analysis Run 8/13/2026 4:35 PM View: Descriptive

Plant Scherer Client: Southern Company Data: Scherer AP

	PZ-40I
2/21/2024	
2/26/2024	
2/27/2024	<0.005
2/28/2024	
8/1/2024	
8/2/2024	
8/5/2024	<0.005
8/6/2024	
2/19/2025	
2/20/2025	<0.005
2/21/2025	
2/24/2025	
7/24/2025	
7/28/2025	
7/29/2025	<0.005
7/30/2025	
2/17/2026	
2/18/2026	<0.005
2/19/2026	
2/26/2026	
2/27/2026	

ND substitution: RL or RL/2 if <15% NDs.

Time Series

Constituent: Selenium (mg/L) Analysis Run 8/13/2026 4:35 PM View: Descriptive

Plant Scherer Client: Southern Company Data: Scherer AP

	PZ-41S	PZ-42I	PZ-43S	PZ-44I	PZ-69I	PZ-70	PZ-29S	PZ-30I	SGWC-10A
10/16/2018				0.00046 (J)					
10/18/2018	0.0045	0.00026 (J)	<0.005						
1/3/2019								<0.005	
1/8/2019							<0.005		
2/13/2020								<0.005	
2/14/2020							<0.005		
2/19/2020	0.0053								
2/9/2022	0.0061	<0.005	<0.005	<0.005					
2/10/2022					<0.005				
8/22/2022		<0.005							
8/24/2022	0.0062		<0.005	<0.005	<0.005				
2/23/2023	0.0071	<0.005							
2/24/2023			<0.005		<0.005				
2/28/2023				<0.005					
8/2/2023	0.0069	<0.005	<0.005	<0.005	<0.005				
2/23/2024				<0.005	<0.005				
2/27/2024	0.0073	<0.005	<0.005						
8/1/2024				<0.005					
8/2/2024			<0.005		<0.005				
8/5/2024		<0.005							
8/6/2024	0.0065								
2/20/2025		<0.005							
2/21/2025	0.0051								
2/24/2025			<0.005	<0.005	<0.005				
7/29/2025	0.0052	<0.005	<0.005	<0.005	<0.005	<0.005			
10/8/2025							<0.005	<0.005	
2/18/2026	0.0047 (J)								
2/20/2026		<0.005		<0.005					
2/26/2026			<0.005		<0.005		<0.005	<0.005	
3/2/2026						<0.005			<0.005
5/19/2026									<0.005

ND substitution: RL or RL/2 if <15% NDs.

Time Series

Constituent: Sulfate (mg/L) Analysis Run 8/13/2026 4:35 PM View: Descriptive

Plant Scherer Client: Southern Company Data: Scherer AP

	SGWA-1 (bg)	SGWA-2 (bg)	SGWA-3 (bg)	SGWA-4 (bg)	SGWA-5 (bg)	SGWA-24 (bg)	SGWA-25 (bg)	SGWC-6	SGWC-7
5/10/2016	0.6766 (J)	0.4053 (J)	2.82		0.4716 (J)	<1	0.686 (J)		
5/11/2016				3.75				0.866 (J)	21.6
6/23/2016	0.94 (J)	0.55 (J)			0.46 (J)	0.3 (J)			
6/24/2016			2.3	3					
6/27/2016							0.61 (J)	0.86 (J)	17
8/16/2016	1.2	<1	1.5		<1	<1			
8/17/2016				1.8			<1	<1	19
10/13/2016	2.9					<1			
10/14/2016		<1	1.2		<1		<1		
10/17/2016				1.4				<1	
10/18/2016									17
12/5/2016						<1			
12/6/2016	3.2	<1	1.3	1.4	<1		<1	<1	18
2/14/2017	0.76 (J)	<1	1.9	1.1	<1	<1	<1	1	21
4/10/2017						<1			
4/11/2017	<1	<1	1.3	1	<1		<1		
4/12/2017								<1	18
6/26/2017	0.74 (J)	<1	1.5	0.99 (J)	<1	<1			
6/27/2017							<1	<1	19
10/10/2017	0.76 (J)	<1				<1			
10/11/2017			0.98 (J)	0.93 (J)	<1		<1	<1	15
10/12/2017									
6/5/2018	<1	<1			<1	<1	<1		
6/6/2018			1.8	0.89 (J)				<1	14
12/13/2018	<1	<1	1.4	0.76 (J)	<1	<1	<1		
12/14/2018								<1	10
3/28/2019			1.9	1.2	<1		<1		
3/29/2019	<1	0.65 (J)				<1			
4/1/2019									16
4/2/2019								1.3	
9/12/2019					<1				
9/13/2019						<1			
9/16/2019	0.98 (J)	0.68 (J)	0.92 (J)	1.1			<1	0.53 (J)	
9/17/2019									8.7
3/17/2020		0.78 (J)	1.6		0.55 (J)		0.61 (J)		
3/18/2020	1.2			1.3		0.45 (J)			
3/25/2020								0.58 (J)	
3/26/2020									15
9/14/2020	0.58 (J)	<1	0.82 (J)	0.96 (J)	<1	<1	<1	0.46 (J)	17
3/30/2021	1.2	<1				<1			
3/31/2021			1.1	1.1	<1				
4/1/2021								<1	18
4/7/2021							<1		
8/17/2021	<1	<1		1.1			<1		
8/18/2021			0.9 (J)		<1	1		<1	12
2/9/2022	1	1.2	1.3	1.1	<1		<1	0.88 (J)	7.1
2/10/2022						<1			
8/17/2022	0.94 (J)	0.87 (J)							
8/18/2022			<1	<1	<1	<1	<1		5.3
8/19/2022								<1	
2/21/2023	1.3		1.6		1.2				
2/22/2023		1.4		1.4				1.4	6.7

ND substitution: RL or RL/2 if <15% NDs.

Time Series

Constituent: Sulfate (mg/L) Analysis Run 8/13/2026 4:35 PM View: Descriptive

Plant Scherer Client: Southern Company Data: Scherer AP

	SGWA-1 (bg)	SGWA-2 (bg)	SGWA-3 (bg)	SGWA-4 (bg)	SGWA-5 (bg)	SGWA-24 (bg)	SGWA-25 (bg)	SGWC-6	SGWC-7
2/23/2023						1.6	1.3		
8/1/2023	0.48 (J)	0.48 (J)			<1			0.4 (J)	
8/7/2023			0.64 (J)	0.53 (J)					
8/8/2023						<1	<1		4.5
2/20/2024	0.88 (J)	0.9 (J)		<1				1.5	
2/21/2024			0.69 (J)		<1	<1			5.2
2/27/2024							0.55 (J)		
7/31/2024	0.52 (J)	0.45 (J)	0.67 (J)	0.46 (J)	<1	<1	<1		4.8
8/1/2024								<1	
2/19/2025				0.51 (J)		<1	<1		4.8
2/20/2025	0.5 (J)	<1	0.59 (J)		<1			<1	
7/24/2025	1.3	1.5	1.3	1.1					
7/28/2025						<1			
7/29/2025								<1	
7/30/2025							<1		4.4
7/31/2025					<1				
2/19/2026			<1	1.2		1.5		<1	
2/20/2026		1.2					1.2		5.3
3/2/2026	<1				<1				

ND substitution: RL or RL/2 if <15% NDs.

Time Series

Constituent: Sulfate (mg/L) Analysis Run 8/13/2026 4:35 PM View: Descriptive

Plant Scherer Client: Southern Company Data: Scherer AP

	SGWC-8
5/10/2016	
5/11/2016	61.6
6/23/2016	
6/24/2016	
6/27/2016	64
8/16/2016	
8/17/2016	63
10/13/2016	
10/14/2016	
10/17/2016	64
10/18/2016	
12/5/2016	
12/6/2016	72
2/14/2017	73
4/10/2017	
4/11/2017	
4/12/2017	64
6/26/2017	
6/27/2017	77
10/10/2017	
10/11/2017	
10/12/2017	74
6/5/2018	
6/6/2018	74
12/13/2018	
12/14/2018	72
3/28/2019	
3/29/2019	
4/1/2019	67
4/2/2019	
9/12/2019	
9/13/2019	
9/16/2019	
9/17/2019	77
3/17/2020	
3/18/2020	
3/25/2020	62
3/26/2020	
9/14/2020	81
3/30/2021	
3/31/2021	
4/1/2021	74
4/7/2021	
8/17/2021	
8/18/2021	78
2/9/2022	
2/10/2022	80
8/17/2022	
8/18/2022	78
8/19/2022	
2/21/2023	
2/22/2023	52

Time Series

Constituent: Sulfate (mg/L) Analysis Run 8/13/2026 4:35 PM View: Descriptive

Plant Scherer Client: Southern Company Data: Scherer AP

	SGWC-8
2/23/2023	
8/1/2023	
8/7/2023	
8/8/2023	41
2/20/2024	
2/21/2024	44
2/27/2024	
7/31/2024	
8/1/2024	29
2/19/2025	37
2/20/2025	
7/24/2025	
7/28/2025	
7/29/2025	
7/30/2025	37
7/31/2025	
2/19/2026	35
2/20/2026	
3/2/2026	

Time Series

Constituent: Sulfate (mg/L) Analysis Run 8/13/2026 4:35 PM View: Descriptive

Plant Scherer Client: Southern Company Data: Scherer AP

	SGWC-9	SGWC-10	SGWC-11	SGWC-12	SGWC-13	SGWC-14	SGWC-15	SGWC-16	SGWC-17
5/11/2016	313	7.43	6.31	30.1					
5/12/2016					89.7	194	194	9.9	125
5/13/2016									
6/28/2016		6.3	3.7	25	76	200	200	11	
6/29/2016	280								120
6/30/2016									
8/17/2016		11	2.4						
8/18/2016				24	78	180	190	14	130
8/22/2016	300								
10/17/2016		4.4	2.1	23	73	190			
10/18/2016	280						190	15	
10/19/2016									140
12/6/2016		11	1.9	28	76				
12/7/2016	280					200	200	17	160
2/15/2017		1.3	1.2	33	73	190	190		160
2/16/2017	300							17	
4/12/2017		2.8	1	30	70	170	170		
4/13/2017	280							15	140
6/27/2017	340	8.2	1.2	33	78	200	200	19	160
6/28/2017									
10/11/2017			0.82 (J)	33	72	190			
10/12/2017	310	1.3					190	20	170
6/6/2018	320	2.9	0.89 (J)	41					
6/7/2018					69	190	190	25	170
6/8/2018									
10/16/2018			1.3				200		
10/18/2018									
12/14/2018				43	74	190			180
12/17/2018	330	16						28	
1/2/2019									
4/1/2019	310	21	0.81 (J)	48	82	180	190		
4/2/2019								31	180
9/16/2019	310		0.72 (J)	44					
9/17/2019		2.3			79	200	220	33	200
3/24/2020									190
3/25/2020	300	14	0.58 (J)						
3/26/2020				44					
3/27/2020					81	180	190	35	
9/14/2020	220	2.2	0.59 (J)	41	89				
9/15/2020						180	190	36	190
3/30/2021									
3/31/2021	240	15					200		
4/1/2021								37	210
4/6/2021						190			
4/7/2021			1.3	54	96				
8/18/2021									200
8/19/2021	160	2.2	<1		82	190	200	38	
8/20/2021				60					
2/10/2022	190		<1	41				45	
2/11/2022		2.1			94		200		190
2/14/2022						220			
8/18/2022	200		<1	50	95				

ND substitution: RL or RL/2 if <15% NDs.

Time Series

Constituent: Sulfate (mg/L) Analysis Run 8/13/2026 4:35 PM View: Descriptive

Plant Scherer Client: Southern Company Data: Scherer AP

	SGWC-9	SGWC-10	SGWC-11	SGWC-12	SGWC-13	SGWC-14	SGWC-15	SGWC-16	SGWC-17
8/19/2022		4.5				200	180		
8/23/2022									
8/31/2022								49	220
2/22/2023	200	18	3.1						230
2/23/2023				57	96	210	190	55	
8/2/2023			4.8		100				
8/7/2023	200	7.1		54			190		240
8/8/2023						210		59	
2/21/2024	200								
2/23/2024		9.1	8	61	110				
2/26/2024							210	69	270
2/27/2024						240			
8/1/2024	160		13	59	120	200	240	73	
8/5/2024		23							290
2/19/2025	120	36		83	170	230		84	340
2/20/2025			31				210		
2/21/2025									
7/23/2025								87	360
7/25/2025									
7/30/2025	190	49			170		200		
7/31/2025			28	86		220			
2/17/2026							230		
2/18/2026			48	110	170			96	350
2/19/2026						220			
2/25/2026	110								

Time Series

Constituent: Sulfate (mg/L) Analysis Run 8/13/2026 4:35 PM View: Descriptive

Plant Scherer Client: Southern Company Data: Scherer AP

	SGWC-18
5/11/2016	
5/12/2016	
5/13/2016	484
6/28/2016	
6/29/2016	
6/30/2016	490
8/17/2016	
8/18/2016	
8/22/2016	500
10/17/2016	
10/18/2016	
10/19/2016	520
12/6/2016	
12/7/2016	510
2/15/2017	
2/16/2017	450
4/12/2017	
4/13/2017	380
6/27/2017	
6/28/2017	390
10/11/2017	
10/12/2017	430
6/6/2018	
6/7/2018	
6/8/2018	870
10/16/2018	
10/18/2018	1200
12/14/2018	
12/17/2018	
1/2/2019	1100
4/1/2019	
4/2/2019	1100
9/16/2019	
9/17/2019	1100
3/24/2020	
3/25/2020	
3/26/2020	1000
3/27/2020	
9/14/2020	
9/15/2020	860
3/30/2021	960
3/31/2021	
4/1/2021	
4/6/2021	
4/7/2021	
8/18/2021	940
8/19/2021	
8/20/2021	
2/10/2022	890
2/11/2022	
2/14/2022	
8/18/2022	

Time Series

Constituent: Sulfate (mg/L) Analysis Run 8/13/2026 4:35 PM View: Descriptive

Plant Scherer Client: Southern Company Data: Scherer AP

	SGWC-18
8/19/2022	
8/23/2022	910
8/31/2022	
2/22/2023	790
2/23/2023	
8/2/2023	
8/7/2023	760
8/8/2023	
2/21/2024	
2/23/2024	
2/26/2024	
2/27/2024	870
8/1/2024	
8/5/2024	870
2/19/2025	
2/20/2025	
2/21/2025	850
7/23/2025	
7/25/2025	870
7/30/2025	
7/31/2025	
2/17/2026	
2/18/2026	
2/19/2026	
2/25/2026	

Time Series

Constituent: Sulfate (mg/L) Analysis Run 8/13/2026 4:35 PM View: Descriptive

Plant Scherer Client: Southern Company Data: Scherer AP

	SGWC-19	SGWC-20	SGWC-21	SGWC-22	SGWC-23	PZ-13S	PZ-14S	PZ-17I	PZ-39S
5/12/2016		255	76.9	85.3	131				
5/13/2016	212								
6/29/2016	220	270	78	84	120				
8/19/2016				81	120				
8/22/2016	220	270	78						
10/18/2016	210	240	70	83	130				
12/7/2016			80	85	140				
12/8/2016	220	240							
2/15/2017					120				
2/16/2017	210	230	77	83					
4/13/2017	190	220	70	79	100				
6/28/2017	220	240	82	90	120				
10/12/2017	210	210	76	87	120				
6/7/2018		210	79	94	100				
6/8/2018	220								
10/17/2018									4
10/18/2018		210						92	
12/17/2018	270		88	99	96				
1/10/2019							<1		
4/2/2019	240	220	92	100	95				
9/17/2019	260	220	99						
9/18/2019				100	95				
2/13/2020							0.7 (J)		
3/23/2020	250	220	120						
3/24/2020				100	71				
9/15/2020	250	200	130	110	72				
3/30/2021	270	220	140						
3/31/2021				120	75				
8/18/2021			130	110	66				
8/19/2021	280	230							
2/8/2022						<1	<1		
2/9/2022								100	38
2/10/2022				100	73				
2/11/2022	260	230	120						
8/22/2022	260	220	130	110	61				
8/23/2022							<1		36
8/24/2022						<1		100	
2/22/2023	260	230							
2/23/2023			120	120	64	1.6	1.1	120	
2/24/2023									45
8/1/2023							<1	100	
8/2/2023						0.5 (J)			36
8/7/2023	260	240		110					
8/8/2023			110		55				
2/20/2024	310								
2/21/2024				110	64	1.6			
2/26/2024		280						110	
2/27/2024			130						40
2/28/2024							<1		
8/1/2024	26							99	
8/2/2024		260	100	93	45				
8/5/2024						27	<1		

ND substitution: RL or RL/2 if <15% NDs.

Time Series

Constituent: Sulfate (mg/L) Analysis Run 8/13/2026 4:35 PM View: Descriptive

Plant Scherer Client: Southern Company Data: Scherer AP

	SGWC-19	SGWC-20	SGWC-21	SGWC-22	SGWC-23	PZ-13S	PZ-14S	PZ-17I	PZ-39S
8/6/2024									33
2/19/2025						0.43 (J)	<1		
2/20/2025		280	120	88					
2/21/2025	270				52			92	
2/24/2025									40
7/24/2025	290	270							
7/28/2025			120	71	36				
7/29/2025							<1	85	33
7/30/2025						<1			
2/17/2026		310							
2/18/2026	270		100					99	
2/19/2026				62	41		1.1		
2/26/2026									37
2/27/2026						<1			

ND substitution: RL or RL/2 if <15% NDs.

Time Series

Constituent: Sulfate (mg/L) Analysis Run 8/13/2026 4:35 PM View: Descriptive

Plant Scherer Client: Southern Company Data: Scherer AP

	PZ-40I
5/12/2016	
5/13/2016	
6/29/2016	
8/19/2016	
8/22/2016	
10/18/2016	
12/7/2016	
12/8/2016	
2/15/2017	
2/16/2017	
4/13/2017	
6/28/2017	
10/12/2017	
6/7/2018	
6/8/2018	
10/17/2018	
10/18/2018	570
12/17/2018	
1/10/2019	
4/2/2019	
9/17/2019	
9/18/2019	
2/13/2020	
3/23/2020	
3/24/2020	
9/15/2020	
3/30/2021	
3/31/2021	
8/18/2021	
8/19/2021	
2/8/2022	
2/9/2022	
2/10/2022	720
2/11/2022	
8/22/2022	
8/23/2022	640
8/24/2022	
2/22/2023	
2/23/2023	
2/24/2023	700
8/1/2023	720
8/2/2023	
8/7/2023	
8/8/2023	
2/20/2024	
2/21/2024	
2/26/2024	
2/27/2024	820
2/28/2024	
8/1/2024	
8/2/2024	
8/5/2024	630

Time Series

Constituent: Sulfate (mg/L) Analysis Run 8/13/2026 4:35 PM View: Descriptive

Plant Scherer Client: Southern Company Data: Scherer AP

	PZ-40I
8/6/2024	
2/19/2025	
2/20/2025	460
2/21/2025	
2/24/2025	
7/24/2025	
7/28/2025	
7/29/2025	710
7/30/2025	
2/17/2026	
2/18/2026	650
2/19/2026	
2/26/2026	
2/27/2026	

Time Series

Constituent: Sulfate (mg/L) Analysis Run 8/13/2026 4:35 PM View: Descriptive

Plant Scherer Client: Southern Company Data: Scherer AP

	PZ-41S	PZ-42I	PZ-43S	PZ-44I	PZ-69I	PZ-70	PZ-29S	PZ-30I	SGWC-10A
10/16/2018				6					
10/18/2018	550	250	140						
1/3/2019								36	
1/8/2019							5		
2/13/2020								1.7	
2/14/2020							18		
2/19/2020	520								
2/9/2022	<1	240	150	0.76 (J)					
2/10/2022					110				
8/22/2022		240							
8/24/2022	540		170	0.78 (J)	100				
2/23/2023	660	260							
2/24/2023			160		100				
2/28/2023				1.7					
8/2/2023	630	240	150	0.53 (J)	94				
2/23/2024				0.55 (J)	110				
2/27/2024	760	270	180						
8/1/2024				0.43 (J)					
8/2/2024			150		93				
8/5/2024		140							
8/6/2024	750								
2/20/2025		190							
2/21/2025	890								
2/24/2025			150	<1	110				
7/29/2025	830	250	110	<1	91	70			
10/8/2025							74 (F1)	33	
2/18/2026	410								
2/20/2026		220		1.7					
2/26/2026			120		94		63	33	
3/2/2026						74			73
5/19/2026									70

ND substitution: RL or RL/2 if <15% NDs.

Time Series

Constituent: TDS (mg/L) Analysis Run 8/13/2026 4:35 PM View: Descriptive

Plant Scherer Client: Southern Company Data: Scherer AP

	SGWA-1 (bg)	SGWA-2 (bg)	SGWA-3 (bg)	SGWA-4 (bg)	SGWA-5 (bg)	SGWA-24 (bg)	SGWA-25 (bg)	SGWC-6	SGWC-7
5/10/2016	44	96	59		64	110	100		
5/11/2016				91				104	222
6/23/2016	38	91			58	118			
6/24/2016			39	78					
6/27/2016							117	112	275
8/16/2016	22	100	38		52	110			
8/17/2016				100			86	86	220
10/13/2016	66					120			
10/14/2016		100	34		58		80		
10/17/2016				58				60	
10/18/2016									210
12/5/2016						110			
12/6/2016	54	110	70	98	72		110	90	250
2/14/2017	18	76	32	78	52	86	98	54	210
4/10/2017						120			
4/11/2017	50	120	64	110	78		110		
4/12/2017								64	200
6/26/2017	60	110	64	110	80	130			
6/27/2017							18	40	180
10/10/2017	36	100				110			
10/11/2017			42	120	64		94	82	210
10/12/2017									
6/5/2018	8	74			50	76	80		
6/6/2018			46	120				100	210
12/13/2018	16	110	4 (J)	94	58	100	4 (J)		
12/14/2018								44	170
3/28/2019			43	110	58		79		
3/29/2019	<10	72				110			
4/1/2019									200
4/2/2019								91	
9/12/2019					22				
9/13/2019						200			
9/16/2019	17	91	19	57			42	76	
9/17/2019									140
3/17/2020		100	52		30		98		
3/18/2020	25			140		110			
3/25/2020								94	
3/26/2020									180
9/14/2020	20	93	55	110	36	95	71	99	200
3/30/2021	32	110				110			
3/31/2021			57	120	35				
4/1/2021								83	200
4/7/2021							95		
8/17/2021	27	110		130			97		
8/18/2021			66		53	120		140	210
2/9/2022	45	100	54	110	60		93	130	170
2/10/2022						130			
8/17/2022	82	130							
8/18/2022			64	140	94	170	88		200
8/19/2022								150	
2/21/2023	41		55		65				
2/22/2023		100		120				120	170

ND substitution: RL or RL/2 if <15% NDs.

Time Series

Constituent: TDS (mg/L) Analysis Run 8/13/2026 4:35 PM View: Descriptive

Plant Scherer Client: Southern Company Data: Scherer AP

	SGWA-1 (bg)	SGWA-2 (bg)	SGWA-3 (bg)	SGWA-4 (bg)	SGWA-5 (bg)	SGWA-24 (bg)	SGWA-25 (bg)	SGWC-6	SGWC-7
2/23/2023						130	90		
8/1/2023	61	110			80			100	
8/7/2023			59	130					
8/8/2023						130	91		170
2/20/2024	45	100		130				120	
2/21/2024			54		78	140			160
2/27/2024							96		
7/31/2024	47	110	59	130	80	130	90		170
8/1/2024								130	
2/19/2025				120		130	92		160
2/20/2025	48	100	51		74			130	
7/24/2025	71	160	100	210					
7/28/2025						150			
7/29/2025								130	
7/30/2025							76		160
7/31/2025					82				
2/19/2026			57	120		140		150	
2/20/2026		110					100		180
3/2/2026	44				93				

Time Series

Constituent: TDS (mg/L) Analysis Run 8/13/2026 4:35 PM View: Descriptive

Plant Scherer Client: Southern Company Data: Scherer AP

	SGWC-8
5/10/2016	
5/11/2016	330
6/23/2016	
6/24/2016	
6/27/2016	423
8/16/2016	
8/17/2016	410
10/13/2016	
10/14/2016	
10/17/2016	370
10/18/2016	
12/5/2016	
12/6/2016	420
2/14/2017	370
4/10/2017	
4/11/2017	
4/12/2017	370
6/26/2017	
6/27/2017	380
10/10/2017	
10/11/2017	
10/12/2017	400
6/5/2018	
6/6/2018	410
12/13/2018	
12/14/2018	390
3/28/2019	
3/29/2019	
4/1/2019	370
4/2/2019	
9/12/2019	
9/13/2019	
9/16/2019	
9/17/2019	380
3/17/2020	
3/18/2020	
3/25/2020	360
3/26/2020	
9/14/2020	360
3/30/2021	
3/31/2021	
4/1/2021	360
4/7/2021	
8/17/2021	
8/18/2021	410
2/9/2022	
2/10/2022	400
8/17/2022	
8/18/2022	420
8/19/2022	
2/21/2023	
2/22/2023	350

Time Series

Constituent: TDS (mg/L) Analysis Run 8/13/2026 4:35 PM View: Descriptive

Plant Scherer Client: Southern Company Data: Scherer AP

	SGWC-8
2/23/2023	
8/1/2023	
8/7/2023	
8/8/2023	360
2/20/2024	
2/21/2024	320
2/27/2024	
7/31/2024	
8/1/2024	300
2/19/2025	330
2/20/2025	
7/24/2025	
7/28/2025	
7/29/2025	
7/30/2025	310
7/31/2025	
2/19/2026	310
2/20/2026	
3/2/2026	

Time Series

Constituent: TDS (mg/L) Analysis Run 8/13/2026 4:35 PM View: Descriptive

Plant Scherer Client: Southern Company Data: Scherer AP

	SGWC-9	SGWC-10	SGWC-11	SGWC-12	SGWC-13	SGWC-14	SGWC-15	SGWC-16	SGWC-17
5/11/2016	527	68	80	195					
5/12/2016					190	309	298	46	261
5/13/2016									
6/28/2016		41	134	200	198	333	337	60	
6/29/2016	562								323
6/30/2016									
8/17/2016		70	42						
8/18/2016				200	180	320	310	48	310
8/22/2016	500								
10/17/2016		6	24	160	140	320			
10/18/2016	490						320	60	
10/19/2016									330 (D)
12/6/2016		40	70	220	110				
12/7/2016	510					340	270	64	370
2/15/2017		18	34	200	160	340	310		350
2/16/2017	520							40	
4/12/2017		18	36	180	140	300	280		
4/13/2017	590							76	390
6/27/2017	550	50	8	200	170	320	290	50	350
6/28/2017									
10/11/2017			56	190	170	340			
10/12/2017	560	46					330	68	380
6/6/2018	590	38	40	260					
6/7/2018					190	340	310	74	360
6/8/2018									
10/16/2018			100				350		
10/18/2018									
12/14/2018				190	140	280			390
12/17/2018	510	38						42	
1/2/2019									
4/1/2019	580	82	33	200	190	330	330		
4/2/2019								73	400
9/16/2019	550		<10	200					
9/17/2019		17			170	310	320	59	380
3/24/2020									430
3/25/2020	540	59	38						
3/26/2020				200					
3/27/2020					200	330	330	99	
9/14/2020	470	45	39	190	190				
9/15/2020						360	340	90	440
3/30/2021									
3/31/2021	430	64					300		
4/1/2021								88	410
4/6/2021						320			
4/7/2021			40	210	200				
8/18/2021									450
8/19/2021	380	54	36		210	370	320	100	
8/20/2021				220					
2/10/2022	410		39	210				100	
2/11/2022		44			200		310		440
2/14/2022						360			
8/18/2022	470		54	230	240				

ND substitution: RL or RL/2 if <15% NDs.

Time Series

Constituent: TDS (mg/L) Analysis Run 8/13/2026 4:35 PM View: Descriptive

Plant Scherer Client: Southern Company Data: Scherer AP

	SGWC-9	SGWC-10	SGWC-11	SGWC-12	SGWC-13	SGWC-14	SGWC-15	SGWC-16	SGWC-17
8/19/2022		63				370	320		
8/23/2022									
11/16/2022								110	430
2/22/2023	430	56	41						470
2/23/2023				220	230	390	300	130	
8/2/2023			52		220				
8/7/2023	430	60		210			360		470
8/8/2023						360		130	
2/21/2024	380								
2/23/2024		52	55	170	220				
2/26/2024							320	140	490
2/27/2024						330			
8/1/2024	360		69	220	240	340	320	150	
8/5/2024		86							520
2/19/2025	310	93		220	280	350		150	520
2/20/2025			90				320		
2/21/2025									
7/23/2025								170	720
7/25/2025									
7/30/2025	460	120			360		440		
7/31/2025			97	260		420			
2/17/2026							320		
2/18/2026			150	300	350			190	610
2/19/2026						370			
2/25/2026	350								

Time Series

Constituent: TDS (mg/L) Analysis Run 8/13/2026 4:35 PM View: Descriptive

Plant Scherer Client: Southern Company Data: Scherer AP

	SGWC-18
5/11/2016	
5/12/2016	
5/13/2016	728
6/28/2016	
6/29/2016	
6/30/2016	742
8/17/2016	
8/18/2016	
8/22/2016	670
10/17/2016	
10/18/2016	
10/19/2016	700
12/6/2016	
12/7/2016	720
2/15/2017	
2/16/2017	600
4/12/2017	
4/13/2017	640
6/27/2017	
6/28/2017	540
10/11/2017	
10/12/2017	640
6/6/2018	
6/7/2018	
6/8/2018	820
10/16/2018	
10/18/2018	1200
12/14/2018	
12/17/2018	
1/2/2019	1600
4/1/2019	
4/2/2019	1700
9/16/2019	
9/17/2019	1600
3/24/2020	
3/25/2020	
3/26/2020	1600
3/27/2020	
9/14/2020	
9/15/2020	1500
3/30/2021	1500
3/31/2021	
4/1/2021	
4/6/2021	
4/7/2021	
8/18/2021	1400
8/19/2021	
8/20/2021	
2/10/2022	1400
2/11/2022	
2/14/2022	
8/18/2022	

Time Series

Constituent: TDS (mg/L) Analysis Run 8/13/2026 4:35 PM View: Descriptive

Plant Scherer Client: Southern Company Data: Scherer AP

	SGWC-18
8/19/2022	
8/23/2022	1300
11/16/2022	
2/22/2023	1200
2/23/2023	
8/2/2023	
8/7/2023	1200
8/8/2023	
2/21/2024	
2/23/2024	
2/26/2024	
2/27/2024	1200
8/1/2024	
8/5/2024	1200
2/19/2025	
2/20/2025	
2/21/2025	1100
7/23/2025	
7/25/2025	1300
7/30/2025	
7/31/2025	
2/17/2026	
2/18/2026	
2/19/2026	
2/25/2026	

Time Series

Constituent: TDS (mg/L) Analysis Run 8/13/2026 4:35 PM View: Descriptive

Plant Scherer Client: Southern Company Data: Scherer AP

	SGWC-19	SGWC-20	SGWC-21	SGWC-22	SGWC-23	PZ-13S	PZ-14S	PZ-17I	PZ-39S
5/12/2016		386	260	212	288				
5/13/2016	366								
6/29/2016	370	436	311	214	272				
8/19/2016				230	290				
8/22/2016	350	290	390						
10/18/2016	340	200	300	190	270				
12/7/2016			310	230	300				
12/8/2016	350	370							
2/15/2017					260				
2/16/2017	340	350	310	200					
4/13/2017	350	380	300	220	300				
6/28/2017	340	320	290	190	250				
10/12/2017	370	350	290	230	280				
6/7/2018		320	260	210	220				
6/8/2018	320								
10/17/2018									140
10/18/2018		370						260	
12/17/2018	250		310	260	30				
1/10/2019							41		
4/2/2019	420	370	300	240	250				
9/17/2019	400	320	290						
9/18/2019				470	490				
2/13/2020							45		
3/23/2020	390	330	330						
3/24/2020				250	210				
9/15/2020	450	350	390	250	210				
3/30/2021	420	350	380						
3/31/2021				240	220				
8/18/2021			380	260	210				
8/19/2021	440	340							
2/8/2022						37	48		
2/9/2022								240	150
2/10/2022				250	230				
2/11/2022	440	350	350						
8/22/2022	450	370	380	3400	220				
8/23/2022							65		170
8/24/2022						86		280	
2/22/2023	440	350							
2/23/2023			350	260	210	51	59	260	
2/24/2023									160
8/1/2023							77	270	
8/2/2023						55			160
8/7/2023	420	350		300					
8/8/2023			360		210				
2/20/2024	420								
2/21/2024				1000	230	53			
2/26/2024		380						230	
2/27/2024			360						150
2/28/2024							46		
8/1/2024	410							260	
8/2/2024		360	380	220	190				
8/5/2024						51	46		

Time Series

Constituent: TDS (mg/L) Analysis Run 8/13/2026 4:35 PM View: Descriptive

Plant Scherer Client: Southern Company Data: Scherer AP

	SGWC-19	SGWC-20	SGWC-21	SGWC-22	SGWC-23	PZ-13S	PZ-14S	PZ-17I	PZ-39S
8/6/2024									160
2/19/2025						53	52		
2/20/2025		390	380	210					
2/21/2025	420				190			240	
2/24/2025									150
7/24/2025	580	420							
7/28/2025			420	210	170				
7/29/2025							39	250	150
7/30/2025						44			
2/17/2026		400							
2/18/2026	450		420					300	
2/19/2026				170	180		59		
2/26/2026									180
2/27/2026						67			

Time Series

Constituent: TDS (mg/L) Analysis Run 8/13/2026 4:35 PM View: Descriptive

Plant Scherer Client: Southern Company Data: Scherer AP

	PZ-40I
5/12/2016	
5/13/2016	
6/29/2016	
8/19/2016	
8/22/2016	
10/18/2016	
12/7/2016	
12/8/2016	
2/15/2017	
2/16/2017	
4/13/2017	
6/28/2017	
10/12/2017	
6/7/2018	
6/8/2018	
10/17/2018	
10/18/2018	840
12/17/2018	
1/10/2019	
4/2/2019	
9/17/2019	
9/18/2019	
2/13/2020	
3/23/2020	
3/24/2020	
9/15/2020	
3/30/2021	
3/31/2021	
8/18/2021	
8/19/2021	
2/8/2022	
2/9/2022	
2/10/2022	1200
2/11/2022	
8/22/2022	
8/23/2022	100
8/24/2022	
2/22/2023	
2/23/2023	
2/24/2023	1100
8/1/2023	1200
8/2/2023	
8/7/2023	
8/8/2023	
2/20/2024	
2/21/2024	
2/26/2024	
2/27/2024	1100
2/28/2024	
8/1/2024	
8/2/2024	
8/5/2024	1000

Time Series

Constituent: TDS (mg/L) Analysis Run 8/13/2026 4:35 PM View: Descriptive

Plant Scherer Client: Southern Company Data: Scherer AP

	PZ-40I
8/6/2024	
2/19/2025	
2/20/2025	980
2/21/2025	
2/24/2025	
7/24/2025	
7/28/2025	
7/29/2025	1200
7/30/2025	
2/17/2026	
2/18/2026	1000
2/19/2026	
2/26/2026	
2/27/2026	

Time Series

Constituent: TDS (mg/L) Analysis Run 8/13/2026 4:35 PM View: Descriptive

Plant Scherer Client: Southern Company Data: Scherer AP

	PZ-41S	PZ-42I	PZ-43S	PZ-44I	PZ-69I	PZ-70	PZ-29S	PZ-30I	SGWC-10A
10/16/2018				180					
10/18/2018	670	440	230						
1/3/2019								160	
1/8/2019							130		
2/13/2020								180	
2/14/2020							160		
2/19/2020	860								
2/9/2022	820	470	310	120					
2/10/2022					320				
8/22/2022		500							
8/24/2022	920		350	200	290				
2/23/2023	950	490							
2/24/2023			330		290				
2/28/2023				120					
8/2/2023	960	500	340	140	280				
2/23/2024				130	280				
2/27/2024	1000	470	310						
8/1/2024				140					
8/2/2024			330		290				
8/5/2024		470							
8/6/2024	1100								
2/20/2025		430							
2/21/2025	1100								
2/24/2025			290	170	280				
7/29/2025	1400	580	260	160	310	300			
10/8/2025							200	160	
2/18/2026	1200								
2/20/2026		470		160					
2/26/2026			280		320		230	170	
3/2/2026						280			200
5/19/2026									200

Time Series

Constituent: Thallium (mg/L) Analysis Run 8/13/2026 4:35 PM View: Descriptive

Plant Scherer Client: Southern Company Data: Scherer AP

	SGWA-1 (bg)	SGWA-2 (bg)	SGWA-3 (bg)	SGWA-4 (bg)	SGWA-5 (bg)	SGWA-24 (bg)	SGWA-25 (bg)	SGWC-6	SGWC-7
5/10/2016	<0.001	<0.001	<0.001		<0.001	<0.001	<0.001		
5/11/2016				<0.001				<0.001	<0.001
6/23/2016	8E-05 (J)	<0.001			<0.001	<0.001			
6/24/2016			0.0001 (J)	<0.001					
6/27/2016							<0.001	<0.001	<0.001
8/16/2016	9.5E-05 (J)	<0.001	<0.001		<0.001	<0.001			
8/17/2016				<0.001			<0.001	<0.001	<0.001
10/13/2016	<0.001					<0.001			
10/14/2016		<0.001	<0.001		<0.001		<0.001		
10/17/2016				<0.001				<0.001	
10/18/2016									<0.001
12/5/2016						<0.001			
12/6/2016	<0.001	<0.001	<0.001	<0.001	<0.001		<0.001	<0.001	<0.001
2/14/2017	<0.001	<0.001	<0.001	<0.001	<0.001	<0.001	<0.001	<0.001	<0.001
4/10/2017						<0.001			
4/11/2017	<0.001	<0.001	<0.001	<0.001	<0.001		<0.001		
4/12/2017								<0.001	<0.001
6/26/2017	<0.001	<0.001	<0.001	<0.001	<0.001	<0.001			
6/27/2017							<0.001	<0.001	<0.001
3/26/2018	<0.001	<0.001	<0.001			<0.001			
3/27/2018				<0.001	<0.001		<0.001	<0.001	<0.001
6/5/2018	<0.001	<0.001			<0.001	<0.001	<0.001		
6/6/2018			<0.001	<0.001				<0.001	<0.001
10/5/2018	<0.001	<0.001	<0.001			<0.001			
10/8/2018				<0.001	<0.001		<0.001	<0.001	
10/9/2018									<0.001
2/18/2019	<0.001	<0.001		<0.001					
2/19/2019			<0.001		<0.001	<0.001	<0.001		
2/20/2019								<0.001	<0.001
3/28/2019			<0.001	<0.001	<0.001		<0.001		
3/29/2019	<0.001	<0.001				<0.001			
4/1/2019									<0.001
4/2/2019								<0.001	
9/12/2019					<0.001				
9/13/2019						<0.001			
9/16/2019	<0.001	<0.001	<0.001	<0.001			<0.001	<0.001	
9/17/2019									<0.001
2/13/2020	<0.001	<0.001				<0.001			
2/17/2020					<0.001		<0.001		
2/18/2020			0.00033 (J)	0.00049 (J)				0.00028 (J)	0.00022 (J)
3/17/2020		<0.001	<0.001		<0.001		<0.001		
3/18/2020	0.00049 (J)			0.00021 (J)		<0.001			
3/25/2020								0.00049 (J)	
3/26/2020									<0.001
9/14/2020	0.00039 (J)	0.00016 (J)	<0.001	<0.001	<0.001	<0.001	<0.001	<0.001	<0.001
2/9/2021	<0.001	<0.001	<0.001	<0.001	<0.001	<0.001	<0.001	<0.001	<0.001
3/30/2021	0.00035 (J)	0.00034 (J)				<0.001			
3/31/2021			<0.001	<0.001	<0.001				
4/1/2021								0.00023 (J)	0.00042 (J)
4/7/2021							<0.001		
8/17/2021	<0.001	<0.001		<0.001			<0.001		
8/18/2021			<0.001		0.0003 (J)	<0.001		0.00017 (J)	<0.001

ND substitution: RL or RL/2 if <15% NDs.

Time Series

Constituent: Thallium (mg/L) Analysis Run 8/13/2026 4:35 PM View: Descriptive

Plant Scherer Client: Southern Company Data: Scherer AP

	SGWA-1 (bg)	SGWA-2 (bg)	SGWA-3 (bg)	SGWA-4 (bg)	SGWA-5 (bg)	SGWA-24 (bg)	SGWA-25 (bg)	SGWC-6	SGWC-7
2/9/2022	<0.001	<0.001	<0.001	<0.001	<0.001		<0.001	<0.001	<0.001
2/10/2022						<0.001			
8/17/2022	<0.001	<0.001							
8/18/2022			<0.001	<0.001	<0.001	<0.001	<0.001		<0.001
8/19/2022								<0.001	
2/21/2023	<0.001		<0.001		<0.001				
2/22/2023		<0.001		<0.001				<0.001	<0.001
2/23/2023						<0.001	<0.001		
8/1/2023	<0.001	<0.001			<0.001			<0.001	
8/7/2023			<0.001	<0.001					
8/8/2023						<0.001	<0.001		<0.001
2/20/2024	<0.001	<0.001		<0.001				<0.001	
2/21/2024			<0.001		<0.001	<0.001			<0.001
2/27/2024							<0.001		
7/31/2024	<0.001	<0.001	<0.001	<0.001	<0.001	<0.001	<0.001		<0.001
8/1/2024								<0.001	
2/19/2025				<0.001		<0.001	<0.001		<0.001
2/20/2025	<0.001	<0.001	<0.001		<0.001			<0.001	
7/24/2025	<0.001	0.00052 (J)	<0.001	<0.001					
7/28/2025						<0.001			
7/29/2025								<0.001	
7/30/2025							<0.001		<0.001
7/31/2025					<0.001				
2/19/2026			<0.001	<0.001		<0.001		<0.001	
2/20/2026		<0.001					<0.001		<0.001
3/2/2026	<0.001				0.0034 (o)				

ND substitution: RL or RL/2 if <15% NDs.

Time Series

Constituent: Thallium (mg/L) Analysis Run 8/13/2026 4:35 PM View: Descriptive

Plant Scherer Client: Southern Company Data: Scherer AP

	SGWC-8
5/10/2016	
5/11/2016	<0.001
6/23/2016	
6/24/2016	
6/27/2016	<0.001
8/16/2016	
8/17/2016	<0.001
10/13/2016	
10/14/2016	
10/17/2016	<0.001
10/18/2016	
12/5/2016	
12/6/2016	<0.001
2/14/2017	<0.001
4/10/2017	
4/11/2017	
4/12/2017	<0.001
6/26/2017	
6/27/2017	<0.001
3/26/2018	
3/27/2018	<0.001
6/5/2018	
6/6/2018	<0.001
10/5/2018	
10/8/2018	
10/9/2018	<0.001
2/18/2019	
2/19/2019	
2/20/2019	<0.001
3/28/2019	
3/29/2019	
4/1/2019	<0.001
4/2/2019	
9/12/2019	
9/13/2019	
9/16/2019	
9/17/2019	0.00023 (J)
2/13/2020	
2/17/2020	
2/18/2020	0.0002 (J)
3/17/2020	
3/18/2020	
3/25/2020	0.00079 (J)
3/26/2020	
9/14/2020	<0.001
2/9/2021	<0.001
3/30/2021	
3/31/2021	
4/1/2021	0.00021 (J)
4/7/2021	
8/17/2021	
8/18/2021	<0.001

ND substitution: RL or RL/2 if <15% NDs.

Time Series

Constituent: Thallium (mg/L) Analysis Run 8/13/2026 4:35 PM View: Descriptive

Plant Scherer Client: Southern Company Data: Scherer AP

	SGWC-8
2/9/2022	
2/10/2022	<0.001
8/17/2022	
8/18/2022	<0.001
8/19/2022	
2/21/2023	
2/22/2023	<0.001
2/23/2023	
8/1/2023	
8/7/2023	
8/8/2023	<0.001
2/20/2024	
2/21/2024	<0.001
2/27/2024	
7/31/2024	
8/1/2024	<0.001
2/19/2025	<0.001
2/20/2025	
7/24/2025	
7/28/2025	
7/29/2025	
7/30/2025	<0.001
7/31/2025	
2/19/2026	<0.001
2/20/2026	
3/2/2026	

ND substitution: RL or RL/2 if <15% NDs.

Time Series

Constituent: Thallium (mg/L) Analysis Run 8/13/2026 4:35 PM View: Descriptive

Plant Scherer Client: Southern Company Data: Scherer AP

	SGWC-9	SGWC-10	SGWC-11	SGWC-12	SGWC-13	SGWC-14	SGWC-15	SGWC-16	SGWC-17
5/11/2016	<0.001	<0.001	<0.001	<0.001					
5/12/2016					<0.001	<0.001	<0.001	<0.001	<0.001
5/13/2016									
6/28/2016		0.0001 (J)	<0.001	<0.001	<0.001	<0.001	9E-05 (J)	<0.001	
6/29/2016	<0.001								<0.001
6/30/2016									
8/17/2016		<0.001	<0.001						
8/18/2016				<0.001	<0.001	<0.001	<0.001	<0.001	<0.001
8/22/2016	<0.001								
10/17/2016		<0.001	<0.001	<0.001	<0.001	<0.001			
10/18/2016	<0.001						<0.001	<0.001	
10/19/2016									<0.001
12/6/2016		<0.001	<0.001	<0.001	<0.001				
12/7/2016	<0.001					<0.001	<0.001	<0.001	<0.001
2/15/2017		<0.001	<0.001	<0.001	<0.001	<0.001	8.5E-05 (J)		<0.001
2/16/2017	<0.001							<0.001	
4/12/2017		<0.001	<0.001	<0.001	<0.001	<0.001	9.5E-05 (J)		
4/13/2017	<0.001							<0.001	<0.001
6/27/2017	<0.001	<0.001	<0.001	<0.001	<0.001	<0.001	0.0001 (J)	<0.001	<0.001
6/28/2017									
3/27/2018		<0.001	<0.001	<0.001	<0.001	<0.001	<0.001	<0.001	<0.001
3/28/2018	<0.001								
6/6/2018	<0.001	<0.001	<0.001	<0.001					
6/7/2018					<0.001	<0.001	<0.001	<0.001	<0.001
6/8/2018									
10/8/2018				<0.001	<0.001	<0.001		<0.001	<0.001
10/9/2018	<0.001	<0.001							
10/16/2018			<0.001				0.0001 (J)		
10/18/2018									
1/2/2019									
2/20/2019	<0.001	<0.001	<0.001	<0.001	<0.001	<0.001	9.8E-05 (J)	<0.001	<0.001
4/1/2019	<0.001	<0.001	<0.001	<0.001	<0.001	<0.001	9.5E-05 (J)		
4/2/2019								<0.001	<0.001
9/16/2019	<0.001		<0.001	<0.001					
9/17/2019		<0.001			<0.001	<0.001	0.00016 (J)	<0.001	<0.001
2/18/2020			0.00016 (J)						
2/19/2020	0.00027 (J)	0.00075 (J)		0.00034 (J)	0.00022 (J)	0.00018 (J)	0.00031 (J)	<0.001	<0.001
2/20/2020									
3/24/2020									<0.001
3/25/2020	<0.001	<0.001	<0.001						
3/26/2020				<0.001					
3/27/2020					<0.001	0.0011	0.00045 (J)	<0.001	
9/14/2020	<0.001	<0.001	<0.001	0.00023 (J)	<0.001				
9/15/2020						0.00035 (J)	0.00027 (J)	<0.001	<0.001
2/9/2021	<0.001	<0.001	<0.001	<0.001	<0.001	<0.001	<0.001	<0.001	
2/10/2021									0.00024 (J)
3/30/2021									
3/31/2021	<0.001	<0.001					<0.001		
4/1/2021								<0.001	<0.001
4/6/2021						0.00017 (J)			
4/7/2021			<0.001	<0.001	<0.001				
8/18/2021									<0.001

ND substitution: RL or RL/2 if <15% NDs.

Time Series

Constituent: Thallium (mg/L) Analysis Run 8/13/2026 4:35 PM View: Descriptive

Plant Scherer Client: Southern Company Data: Scherer AP

	SGWC-9	SGWC-10	SGWC-11	SGWC-12	SGWC-13	SGWC-14	SGWC-15	SGWC-16	SGWC-17
8/19/2021	0.0004 (J)	0.00024 (J)	0.00015 (J)		<0.001	<0.001	<0.001	<0.001	
8/20/2021				<0.001					
2/10/2022	<0.001		<0.001	<0.001				<0.001	
2/11/2022		<0.001			<0.001		<0.001		<0.001
2/14/2022						<0.001			
8/18/2022	<0.001		<0.001	<0.001	<0.001				
8/19/2022		<0.001				<0.001	<0.001		
8/23/2022									
8/31/2022								<0.001	<0.001
2/22/2023	<0.001	<0.001	<0.001						<0.001
2/23/2023				<0.001	<0.001	<0.001	<0.001	<0.001	
8/2/2023			<0.001		<0.001				
8/7/2023	<0.001	<0.001		<0.001			<0.001		<0.001
8/8/2023						<0.001		<0.001	
2/21/2024	<0.001								
2/23/2024		<0.001	<0.001	<0.001	<0.001				
2/26/2024							<0.001	<0.001	<0.001
2/27/2024						<0.001			
8/1/2024	<0.001		<0.001	<0.001	<0.001	<0.001	<0.001	<0.001	
8/5/2024		<0.001							<0.001
2/19/2025	<0.001	<0.001		<0.001	<0.001	<0.001		<0.001	<0.001
2/20/2025			<0.001				<0.001		
2/21/2025									
7/23/2025								0.00064 (J)	<0.001
7/25/2025									
7/30/2025	<0.001	<0.001			<0.001		<0.001		
7/31/2025			<0.001	<0.001		<0.001			
2/17/2026							<0.001		
2/18/2026			<0.001	<0.001	0.0003 (J)			<0.001	<0.001
2/19/2026						<0.001			
2/25/2026	<0.001								

ND substitution: RL or RL/2 if <15% NDs.

Time Series

Constituent: Thallium (mg/L) Analysis Run 8/13/2026 4:35 PM View: Descriptive

Plant Scherer Client: Southern Company Data: Scherer AP

	SGWC-18
5/11/2016	
5/12/2016	
5/13/2016	<0.001
6/28/2016	
6/29/2016	
6/30/2016	0.0002 (J)
8/17/2016	
8/18/2016	
8/22/2016	0.00015 (J)
10/17/2016	
10/18/2016	
10/19/2016	0.00012 (J)
12/6/2016	
12/7/2016	9.5E-05 (J)
2/15/2017	
2/16/2017	0.00013 (J)
4/12/2017	
4/13/2017	0.00012 (J)
6/27/2017	
6/28/2017	0.00013 (J)
3/27/2018	
3/28/2018	0.00011 (J)
6/6/2018	
6/7/2018	
6/8/2018	0.00019 (J)
10/8/2018	
10/9/2018	
10/16/2018	
10/18/2018	0.00019 (J)
1/2/2019	<0.001
2/20/2019	0.00021 (J)
4/1/2019	
4/2/2019	0.00016 (J)
9/16/2019	
9/17/2019	0.00025 (J)
2/18/2020	
2/19/2020	
2/20/2020	0.00066 (J)
3/24/2020	
3/25/2020	
3/26/2020	0.00029 (J)
3/27/2020	
9/14/2020	
9/15/2020	0.00027 (J)
2/9/2021	
2/10/2021	0.00068 (J)
3/30/2021	0.00024 (J)
3/31/2021	
4/1/2021	
4/6/2021	
4/7/2021	
8/18/2021	0.00022 (J)

ND substitution: RL or RL/2 if <15% NDs.

Time Series

Constituent: Thallium (mg/L) Analysis Run 8/13/2026 4:35 PM View: Descriptive

Plant Scherer Client: Southern Company Data: Scherer AP

	SGWC-18
8/19/2021	
8/20/2021	
2/10/2022	<0.001
2/11/2022	
2/14/2022	
8/18/2022	
8/19/2022	
8/23/2022	<0.001
8/31/2022	
2/22/2023	<0.001
2/23/2023	
8/2/2023	
8/7/2023	<0.001
8/8/2023	
2/21/2024	
2/23/2024	
2/26/2024	
2/27/2024	<0.001
8/1/2024	
8/5/2024	<0.001
2/19/2025	
2/20/2025	
2/21/2025	<0.001
7/23/2025	
7/25/2025	<0.001
7/30/2025	
7/31/2025	
2/17/2026	
2/18/2026	
2/19/2026	
2/25/2026	

ND substitution: RL or RL/2 if <15% NDs.

Time Series

Constituent: Thallium (mg/L) Analysis Run 8/13/2026 4:35 PM View: Descriptive

Plant Scherer Client: Southern Company Data: Scherer AP

	SGWC-19	SGWC-20	SGWC-21	SGWC-22	SGWC-23	PZ-13S	PZ-14S	PZ-17I	PZ-39S
5/12/2016		<0.001	<0.001	<0.001	<0.001				
5/13/2016	<0.001								
6/29/2016	<0.001	0.0002 (J)	<0.001	<0.001	<0.001				
8/19/2016				<0.001	<0.001				
8/22/2016	<0.001	0.00018 (J)	<0.001						
10/18/2016	<0.001	0.00016 (J)	<0.001	<0.001	<0.001				
12/7/2016			<0.001	<0.001	<0.001				
12/8/2016	<0.001	0.0001 (J)							
2/15/2017					<0.001				
2/16/2017	<0.001	0.00014 (J)	<0.001	<0.001					
4/13/2017	<0.001	0.00021 (J)	<0.001	<0.001	<0.001				
6/28/2017	<0.001	0.00018 (J)	<0.001	<0.001	<0.001				
3/27/2018					<0.001				
3/28/2018	<0.001	9E-05 (J)	<0.001	<0.001					
6/7/2018		0.00014 (J)	<0.001	<0.001	<0.001				
6/8/2018	<0.001								
10/8/2018			<0.001	<0.001	<0.001				
10/9/2018	<0.001								
10/17/2018									<0.001
10/18/2018		0.00018 (J)						<0.001	
1/10/2019							<0.001		
2/19/2019				<0.001	<0.001				
2/20/2019	<0.001	0.00018 (J)	<0.001						
4/2/2019	<0.001	0.00017 (J)	<0.001	<0.001	<0.001				
9/17/2019	<0.001	0.00021 (J)	<0.001						
9/18/2019				<0.001	<0.001				
2/13/2020							<0.001		
2/18/2020		0.00033 (J)	<0.001	<0.001	<0.001				
2/19/2020	<0.001								
3/23/2020	<0.001	0.00016 (J)	<0.001						
3/24/2020				<0.001	<0.001				
9/15/2020	<0.001	0.00028 (J)	<0.001	0.00038 (J)	0.00016 (J)				
2/10/2021	<0.001	0.00025 (J)	<0.001	<0.001	<0.001				
3/30/2021	<0.001	0.00018 (J)	<0.001						
3/31/2021				<0.001	<0.001				
8/18/2021			<0.001	<0.001	<0.001				
8/19/2021	<0.001	0.00018 (J)							
2/8/2022						<0.001	<0.001		
2/9/2022								<0.001	<0.001
2/10/2022				<0.001	<0.001				
2/11/2022	<0.001	<0.001	<0.001						
8/22/2022	<0.001	<0.001	<0.001	<0.001	<0.001				
8/23/2022							<0.001		<0.001
8/24/2022						<0.001		<0.001	
2/22/2023	<0.001	<0.001							
2/23/2023			<0.001	<0.001	<0.001	<0.001	<0.001	<0.001	
2/24/2023									<0.001
8/1/2023							<0.001	<0.001	
8/2/2023						<0.001			<0.001
8/7/2023	<0.001	<0.001		<0.001					
8/8/2023			<0.001		<0.001				
2/20/2024	<0.001								

ND substitution: RL or RL/2 if <15% NDs.

Time Series

Constituent: Thallium (mg/L) Analysis Run 8/13/2026 4:35 PM View: Descriptive

Plant Scherer Client: Southern Company Data: Scherer AP

	SGWC-19	SGWC-20	SGWC-21	SGWC-22	SGWC-23	PZ-13S	PZ-14S	PZ-17I	PZ-39S
2/21/2024				<0.001	<0.001	<0.001			
2/26/2024		<0.001						<0.001	
2/27/2024			<0.001						<0.001
2/28/2024							<0.001		
8/1/2024	<0.001							<0.001	
8/2/2024		<0.001	<0.001	<0.001	<0.001				
8/5/2024						<0.001	<0.001		
8/6/2024									<0.001
2/19/2025						<0.001	<0.001		
2/20/2025		<0.001	<0.001	<0.001					
2/21/2025	<0.001				<0.001			<0.001	
2/24/2025									<0.001
7/24/2025	<0.001	<0.001							
7/28/2025			<0.001	<0.001	<0.001				
7/29/2025							<0.001	<0.001	<0.001
7/30/2025						<0.001			
2/17/2026		<0.001							
2/18/2026	<0.001		<0.001					<0.001	
2/19/2026				<0.001	<0.001		<0.001		
2/26/2026									<0.001
2/27/2026						<0.001			

ND substitution: RL or RL/2 if <15% NDs.

Time Series

Constituent: Thallium (mg/L) Analysis Run 8/13/2026 4:35 PM View: Descriptive

Plant Scherer Client: Southern Company Data: Scherer AP

	PZ-40I
5/12/2016	
5/13/2016	
6/29/2016	
8/19/2016	
8/22/2016	
10/18/2016	
12/7/2016	
12/8/2016	
2/15/2017	
2/16/2017	
4/13/2017	
6/28/2017	
3/27/2018	
3/28/2018	
6/7/2018	
6/8/2018	
10/8/2018	
10/9/2018	
10/17/2018	
10/18/2018	<0.001
1/10/2019	
2/19/2019	
2/20/2019	
4/2/2019	
9/17/2019	
9/18/2019	
2/13/2020	
2/18/2020	
2/19/2020	
3/23/2020	
3/24/2020	
9/15/2020	
2/10/2021	
3/30/2021	
3/31/2021	
8/18/2021	
8/19/2021	
2/8/2022	
2/9/2022	
2/10/2022	<0.001
2/11/2022	
8/22/2022	
8/23/2022	<0.001
8/24/2022	
2/22/2023	
2/23/2023	
2/24/2023	<0.001
8/1/2023	<0.001
8/2/2023	
8/7/2023	
8/8/2023	
2/20/2024	

ND substitution: RL or RL/2 if <15% NDs.

Time Series

Constituent: Thallium (mg/L) Analysis Run 8/13/2026 4:35 PM View: Descriptive

Plant Scherer Client: Southern Company Data: Scherer AP

	PZ-40I
2/21/2024	
2/26/2024	
2/27/2024	<0.001
2/28/2024	
8/1/2024	
8/2/2024	
8/5/2024	<0.001
8/6/2024	
2/19/2025	
2/20/2025	<0.001
2/21/2025	
2/24/2025	
7/24/2025	
7/28/2025	
7/29/2025	<0.001
7/30/2025	
2/17/2026	
2/18/2026	<0.001
2/19/2026	
2/26/2026	
2/27/2026	

ND substitution: RL or RL/2 if <15% NDs.

Time Series

Constituent: Thallium (mg/L) Analysis Run 8/13/2026 4:35 PM View: Descriptive

Plant Scherer Client: Southern Company Data: Scherer AP

	PZ-41S	PZ-42I	PZ-43S	PZ-44I	PZ-69I	PZ-70	PZ-29S	PZ-30I	SGWC-10A
10/16/2018				<0.001					
10/18/2018	<0.001	<0.001	<0.001						
1/3/2019								<0.001	
1/8/2019							<0.001		
2/13/2020								<0.001	
2/14/2020							<0.001		
2/19/2020	0.00034 (J)								
2/9/2022	<0.001	<0.001	<0.001	<0.001					
2/10/2022					<0.001				
8/22/2022		<0.001							
8/24/2022	<0.001		<0.001	<0.001	<0.001				
2/23/2023	<0.001	<0.001							
2/24/2023			<0.001		<0.001				
2/28/2023				<0.001					
8/2/2023	<0.001	<0.001	<0.001	<0.001	<0.001				
2/23/2024				<0.001	<0.001				
2/27/2024	<0.001	<0.001	<0.001						
8/1/2024				<0.001					
8/2/2024			<0.001		<0.001				
8/5/2024		<0.001							
8/6/2024	<0.001								
2/20/2025		<0.001							
2/21/2025	<0.001								
2/24/2025			<0.001	<0.001	<0.001				
7/29/2025	<0.001	<0.001	<0.001	<0.001	<0.001	<0.001			
10/8/2025							<0.001	<0.001	
2/18/2026	<0.001								
2/20/2026		<0.001		<0.001					
2/26/2026			<0.001		<0.001		<0.001	<0.001	
3/2/2026						<0.001			0.0017
5/19/2026									<0.001

ND substitution: RL or RL/2 if <15% NDs.

FIGURE B.

Sanitas™ v.10.1.08 Software licensed to Groundwater Stats Consulting. UG

Box & Whiskers Plot

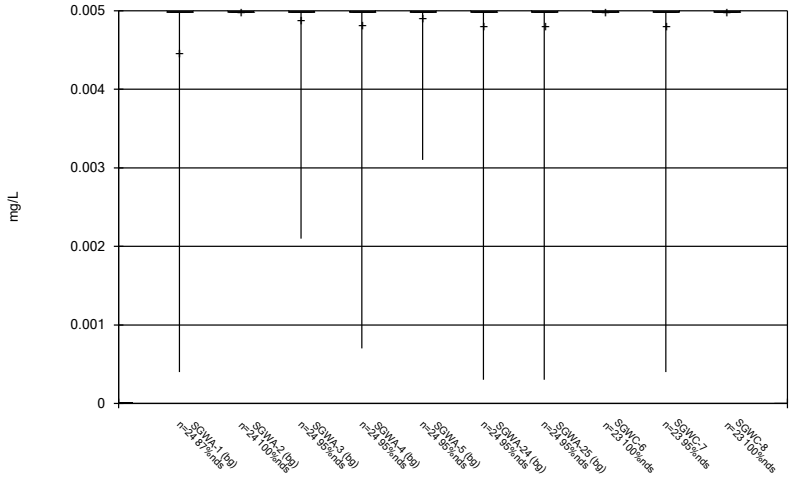

Constituent: Antimony Analysis Run 8/13/2026 4:35 PM View: Descriptive

Plant Scherer Client: Southern Company Data: Scherer AP

Sanitas™ v.10.1.08 Software licensed to Groundwater Stats Consulting. UG

Box & Whiskers Plot



Constituent: Antimony Analysis Run 8/13/2026 4:35 PM View: Descriptive

Plant Scherer Client: Southern Company Data: Scherer AP

Sanitas™ v.10.1.08 Software licensed to Groundwater Stats Consulting. UG

Box & Whiskers Plot

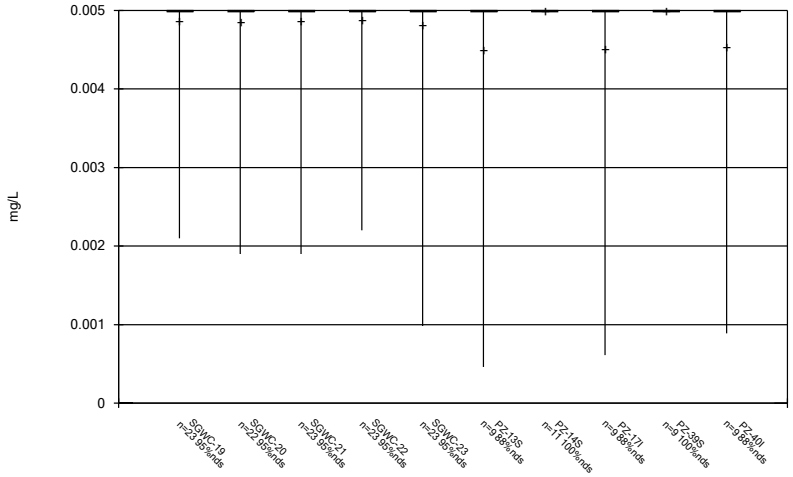

Constituent: Antimony Analysis Run 8/13/2026 4:35 PM View: Descriptive

Plant Scherer Client: Southern Company Data: Scherer AP

Sanitas™ v.10.1.08 Software licensed to Groundwater Stats Consulting. UG

Box & Whiskers Plot

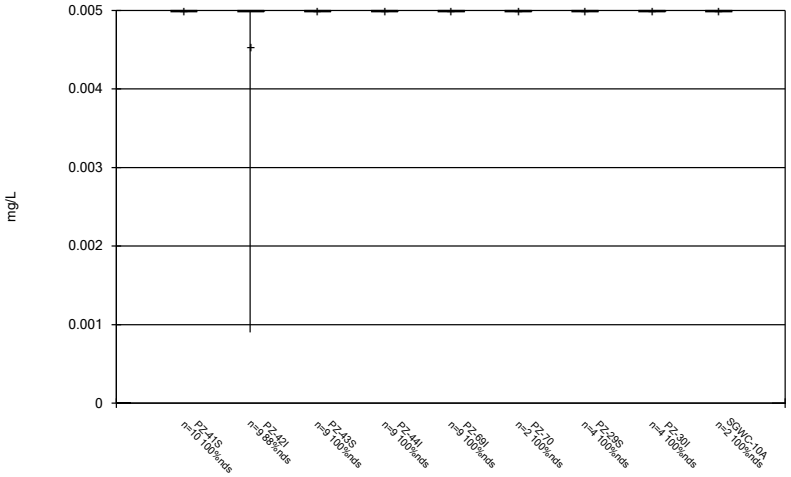

Constituent: Antimony Analysis Run 8/13/2026 4:35 PM View: Descriptive

Plant Scherer Client: Southern Company Data: Scherer AP

Sanitas™ v.10.1.08 Software licensed to Groundwater Stats Consulting. UG

Box & Whiskers Plot

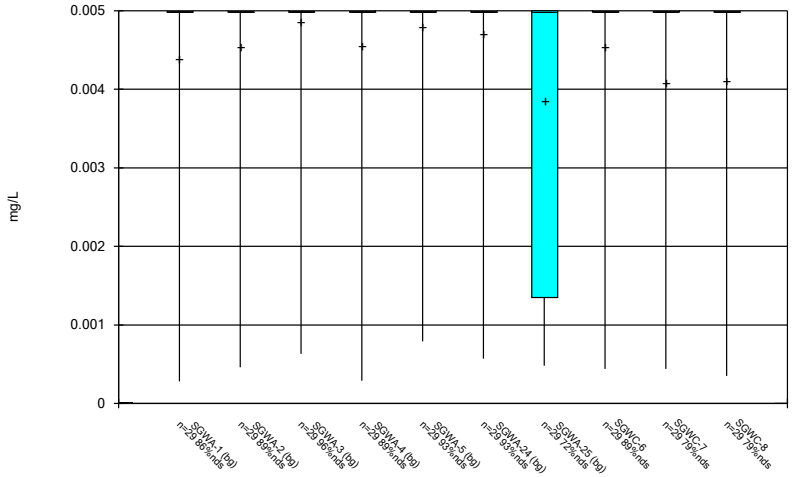

Constituent: Arsenic Analysis Run 8/13/2026 4:35 PM View: Descriptive
Plant Scherer Client: Southern Company Data: Scherer AP

Sanitas™ v.10.1.08 Software licensed to Groundwater Stats Consulting. UG

Box & Whiskers Plot

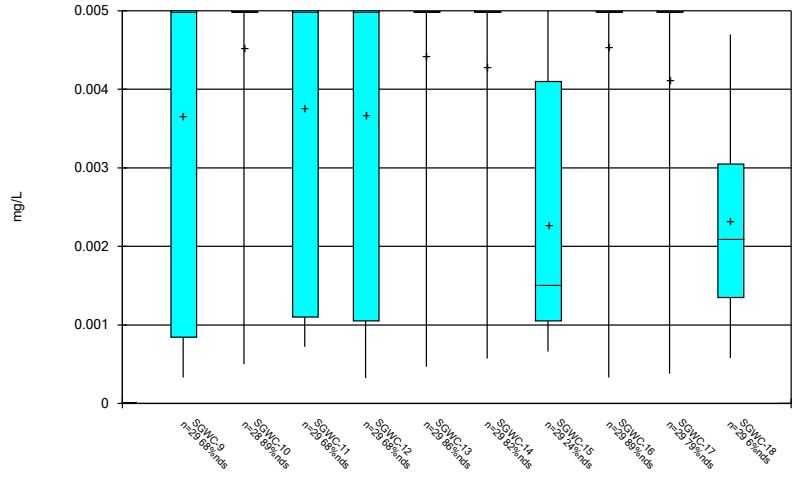

Constituent: Arsenic Analysis Run 8/13/2026 4:35 PM View: Descriptive
Plant Scherer Client: Southern Company Data: Scherer AP

Sanitas™ v.10.1.08 Software licensed to Groundwater Stats Consulting. UG

Box & Whiskers Plot

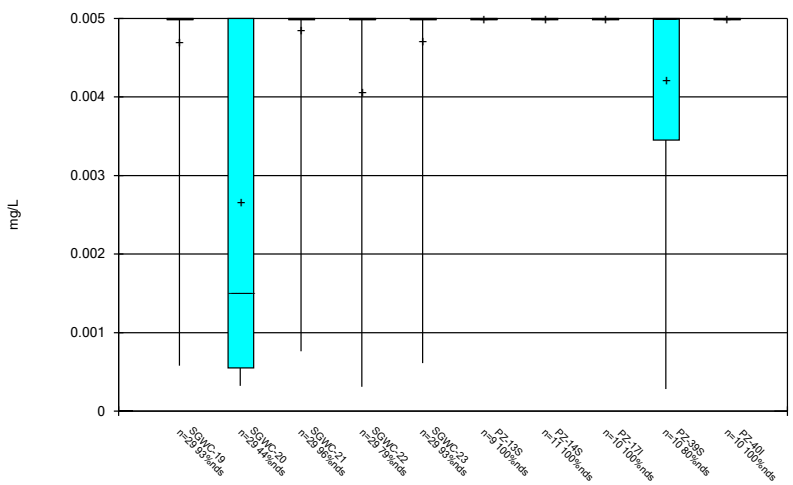

Constituent: Arsenic Analysis Run 8/13/2026 4:35 PM View: Descriptive
Plant Scherer Client: Southern Company Data: Scherer AP

Sanitas™ v.10.1.08 Software licensed to Groundwater Stats Consulting. UG

Box & Whiskers Plot

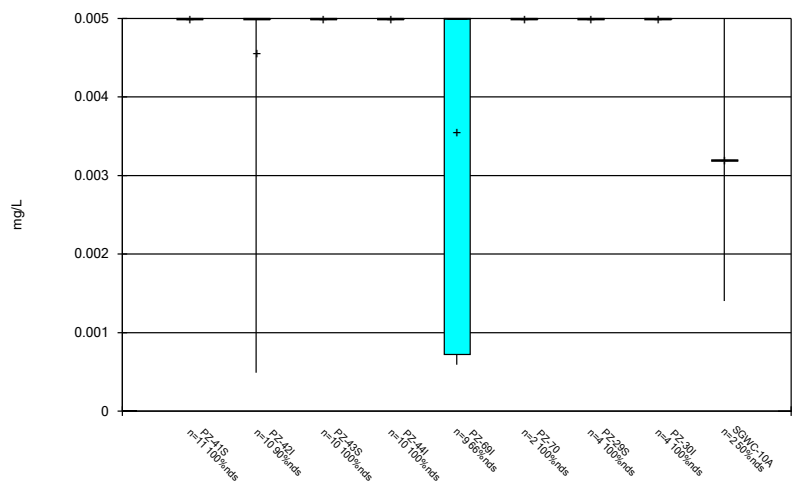

Constituent: Arsenic Analysis Run 8/13/2026 4:35 PM View: Descriptive
Plant Scherer Client: Southern Company Data: Scherer AP

Sanitas™ v.10.1.08 Software licensed to Groundwater Stats Consulting. UG

Box & Whiskers Plot

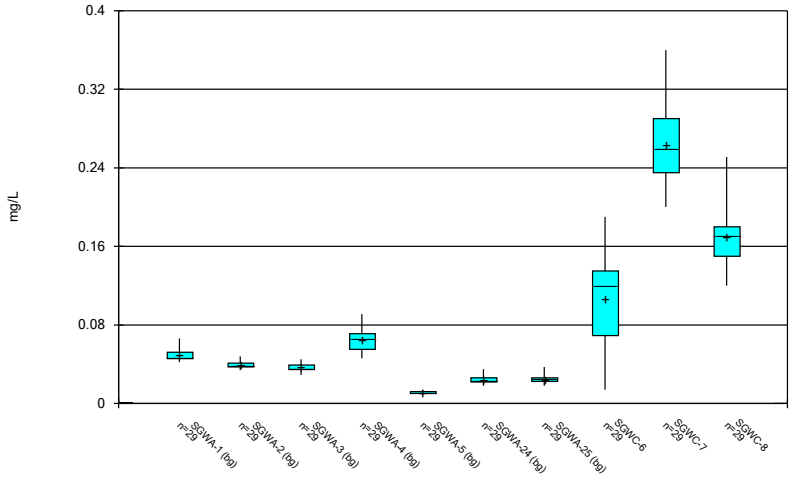

Constituent: Barium Analysis Run 8/13/2026 4:35 PM View: Descriptive
Plant Scherer Client: Southern Company Data: Scherer AP

Sanitas™ v.10.1.08 Software licensed to Groundwater Stats Consulting. UG

Box & Whiskers Plot

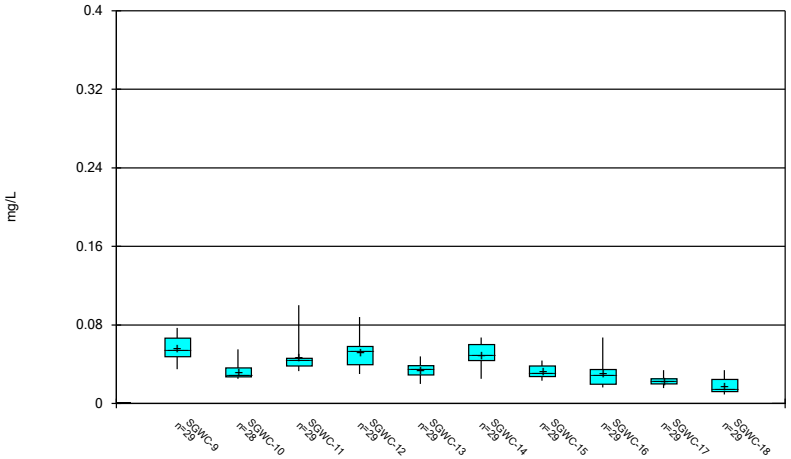

Constituent: Barium Analysis Run 8/13/2026 4:35 PM View: Descriptive
Plant Scherer Client: Southern Company Data: Scherer AP

Sanitas™ v.10.1.08 Software licensed to Groundwater Stats Consulting. UG

Box & Whiskers Plot

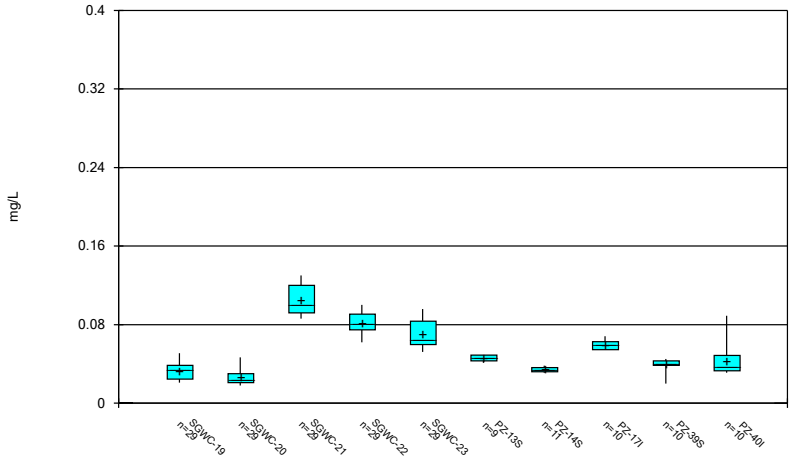

Constituent: Barium Analysis Run 8/13/2026 4:36 PM View: Descriptive
Plant Scherer Client: Southern Company Data: Scherer AP

Sanitas™ v.10.1.08 Software licensed to Groundwater Stats Consulting. UG

Box & Whiskers Plot

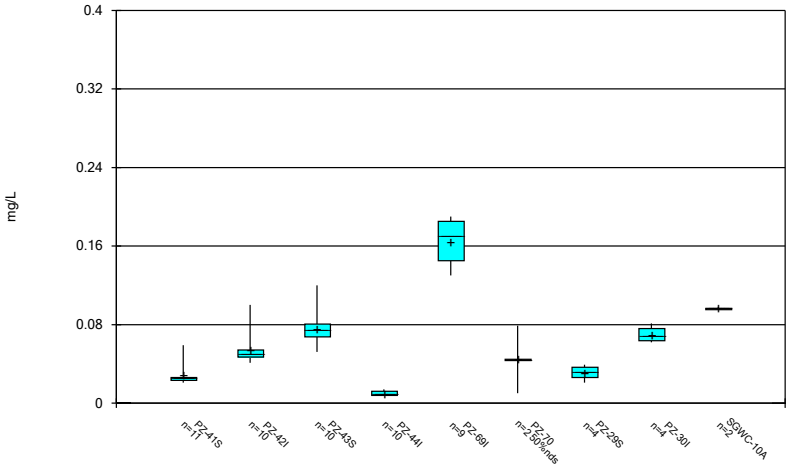

Constituent: Barium Analysis Run 8/13/2026 4:36 PM View: Descriptive
Plant Scherer Client: Southern Company Data: Scherer AP

Sanitas™ v.10.1.08 Software licensed to Groundwater Stats Consulting. UG

Box & Whiskers Plot

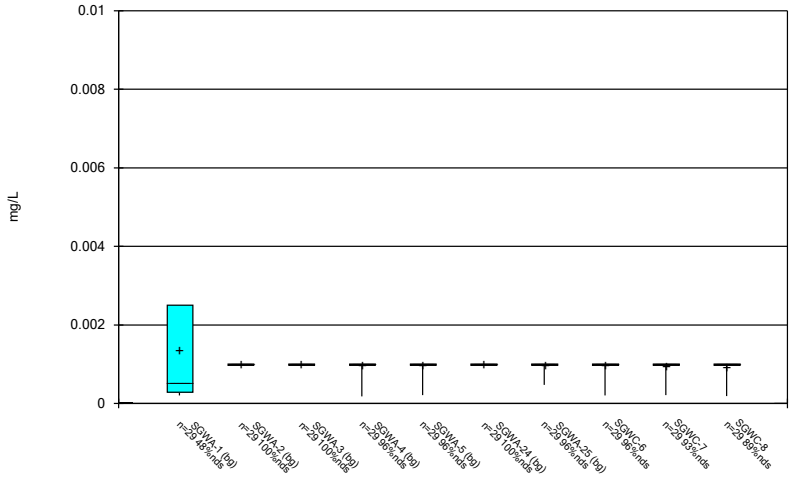

Constituent: Beryllium Analysis Run 8/13/2026 4:36 PM View: Descriptive

Plant Scherer Client: Southern Company Data: Scherer AP

Sanitas™ v.10.1.08 Software licensed to Groundwater Stats Consulting. UG

Box & Whiskers Plot

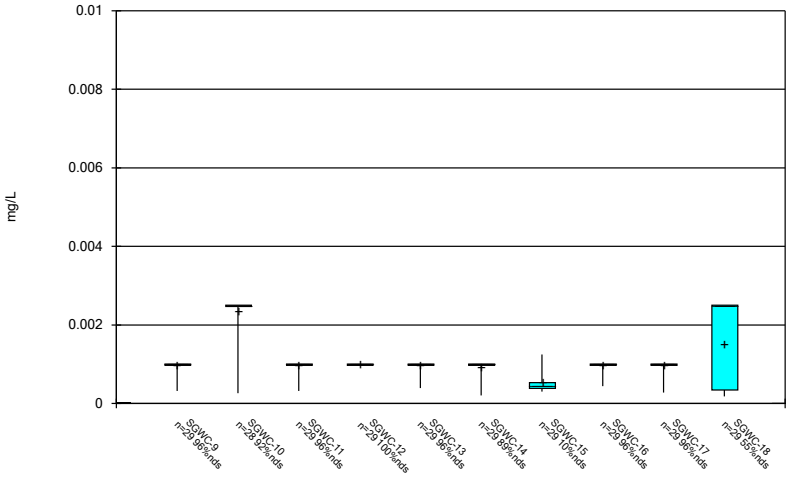

Constituent: Beryllium Analysis Run 8/13/2026 4:36 PM View: Descriptive

Plant Scherer Client: Southern Company Data: Scherer AP

Sanitas™ v.10.1.08 Software licensed to Groundwater Stats Consulting. UG

Box & Whiskers Plot

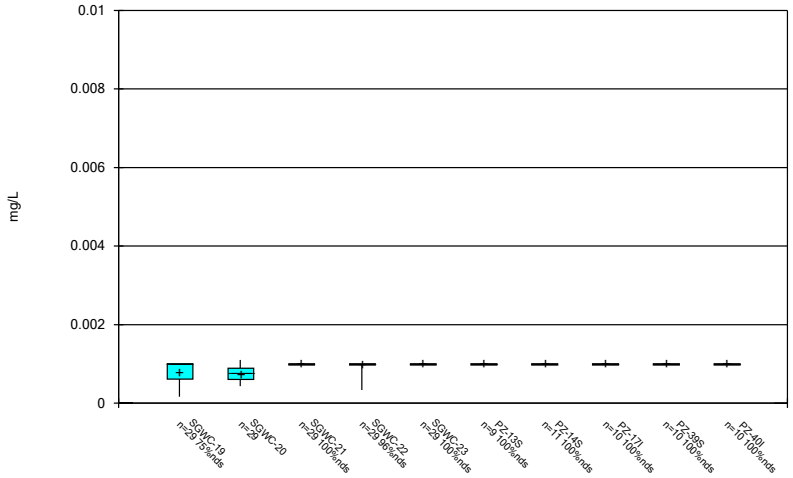

Constituent: Beryllium Analysis Run 8/13/2026 4:36 PM View: Descriptive

Plant Scherer Client: Southern Company Data: Scherer AP

Sanitas™ v.10.1.08 Software licensed to Groundwater Stats Consulting. UG

Box & Whiskers Plot

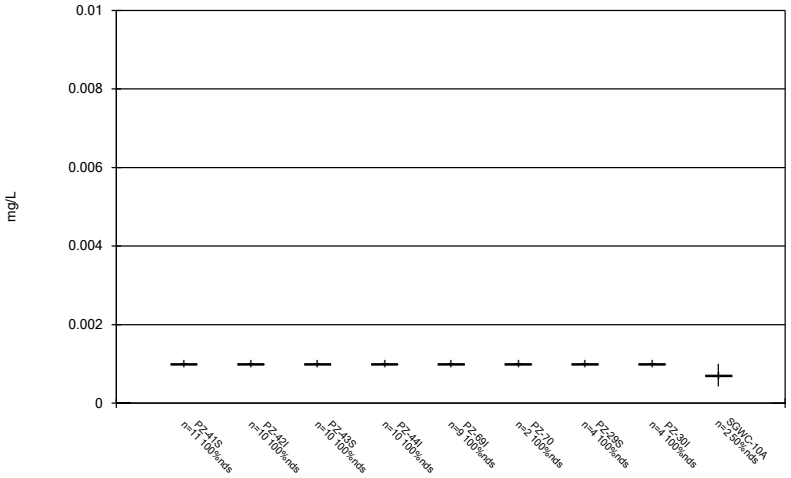

Constituent: Beryllium Analysis Run 8/13/2026 4:36 PM View: Descriptive

Plant Scherer Client: Southern Company Data: Scherer AP

Sanitas™ v.10.1.08 Software licensed to Groundwater Stats Consulting. UG

Box & Whiskers Plot

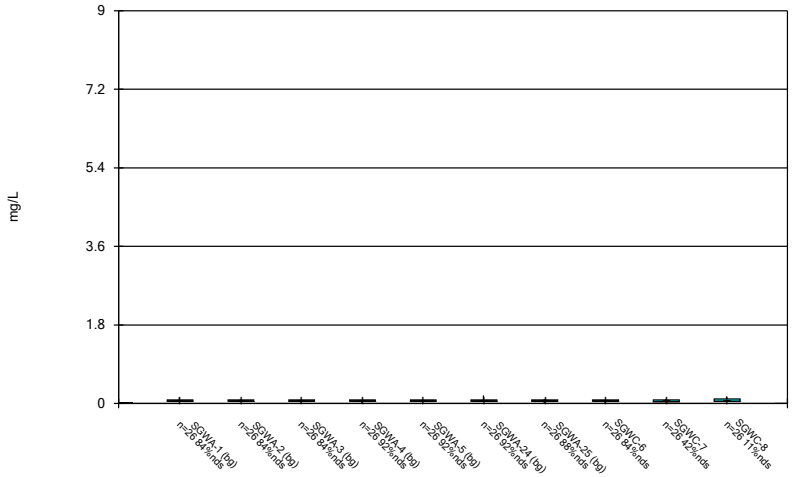

Constituent: Boron Analysis Run 8/13/2026 4:36 PM View: Descriptive

Plant Scherer Client: Southern Company Data: Scherer AP

Sanitas™ v.10.1.08 Software licensed to Groundwater Stats Consulting. UG

Box & Whiskers Plot

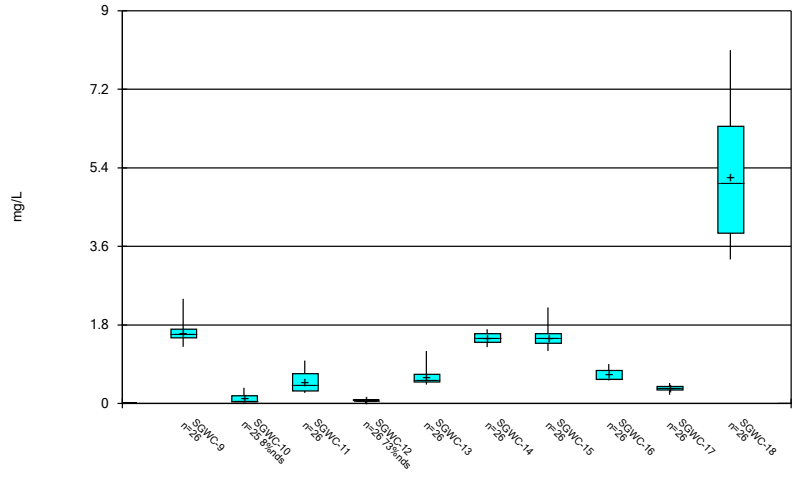

Constituent: Boron Analysis Run 8/13/2026 4:36 PM View: Descriptive

Plant Scherer Client: Southern Company Data: Scherer AP

Sanitas™ v.10.1.08 Software licensed to Groundwater Stats Consulting. UG

Box & Whiskers Plot

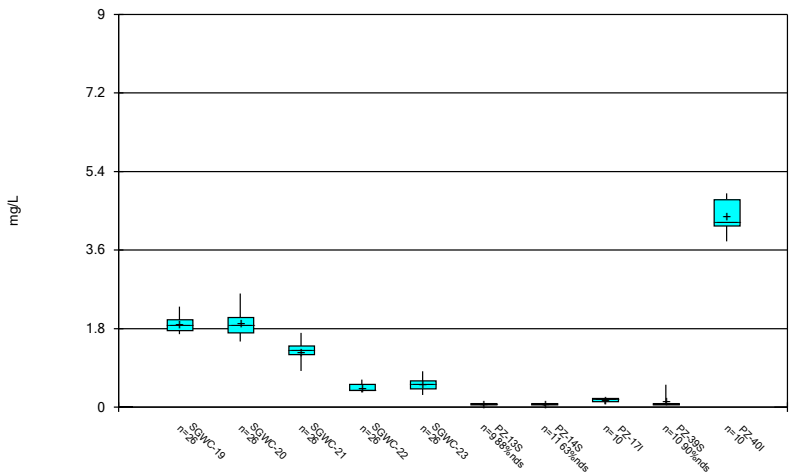

Constituent: Boron Analysis Run 8/13/2026 4:36 PM View: Descriptive

Plant Scherer Client: Southern Company Data: Scherer AP

Sanitas™ v.10.1.08 Software licensed to Groundwater Stats Consulting. UG

Box & Whiskers Plot

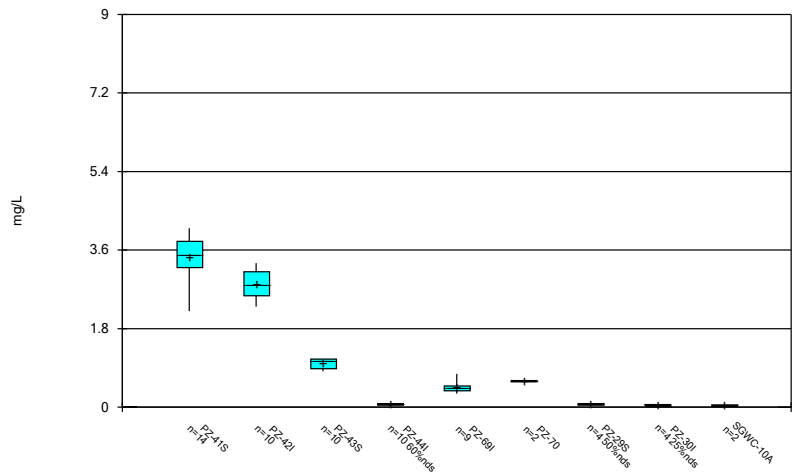

Constituent: Boron Analysis Run 8/13/2026 4:36 PM View: Descriptive

Plant Scherer Client: Southern Company Data: Scherer AP

Sanitas™ v.10.1.08 Software licensed to Groundwater Stats Consulting. UG

Box & Whiskers Plot

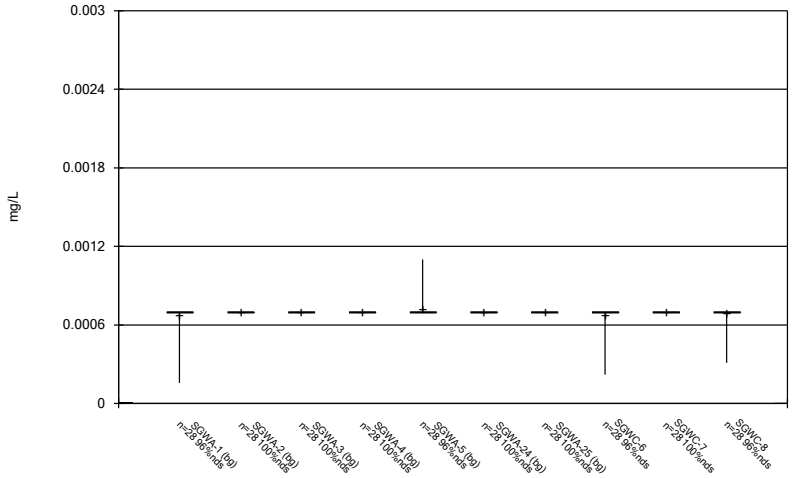

Constituent: Cadmium Analysis Run 8/13/2026 4:36 PM View: Descriptive

Plant Scherer Client: Southern Company Data: Scherer AP

Sanitas™ v.10.1.08 Software licensed to Groundwater Stats Consulting. UG

Box & Whiskers Plot

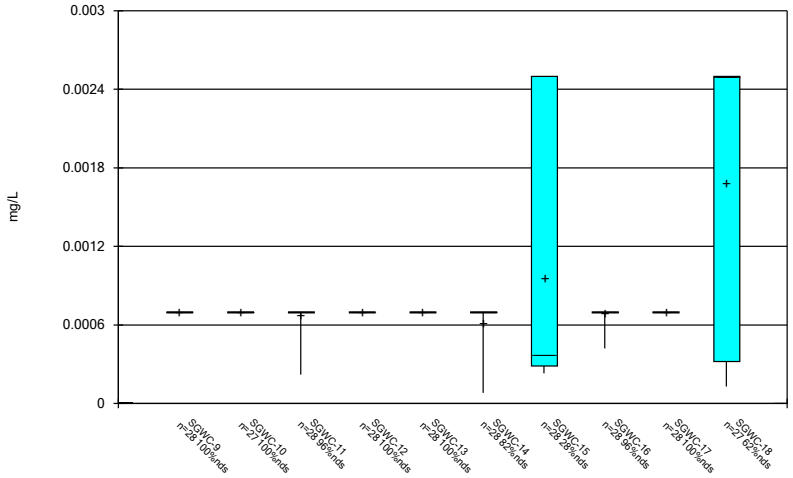

Constituent: Cadmium Analysis Run 8/13/2026 4:36 PM View: Descriptive

Plant Scherer Client: Southern Company Data: Scherer AP

Sanitas™ v.10.1.08 Software licensed to Groundwater Stats Consulting. UG

Box & Whiskers Plot

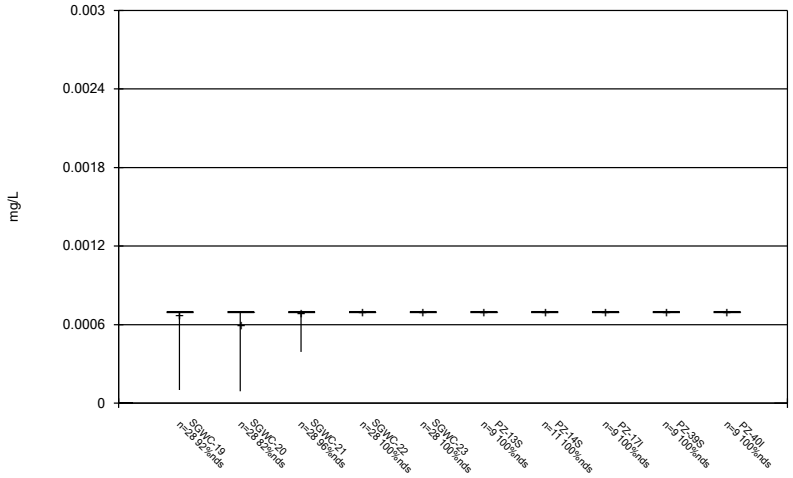

Constituent: Cadmium Analysis Run 8/13/2026 4:36 PM View: Descriptive

Plant Scherer Client: Southern Company Data: Scherer AP

Sanitas™ v.10.1.08 Software licensed to Groundwater Stats Consulting. UG

Box & Whiskers Plot

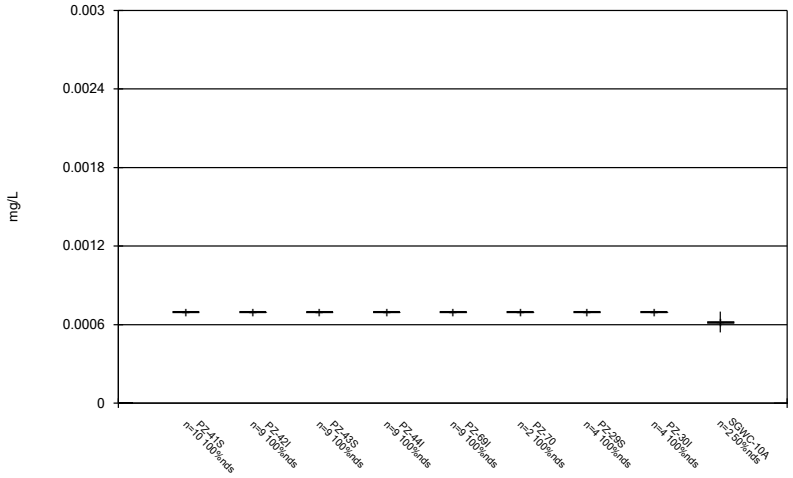

Constituent: Cadmium Analysis Run 8/13/2026 4:36 PM View: Descriptive

Plant Scherer Client: Southern Company Data: Scherer AP

Sanitas™ v.10.1.08 Software licensed to Groundwater Stats Consulting. UG

Box & Whiskers Plot

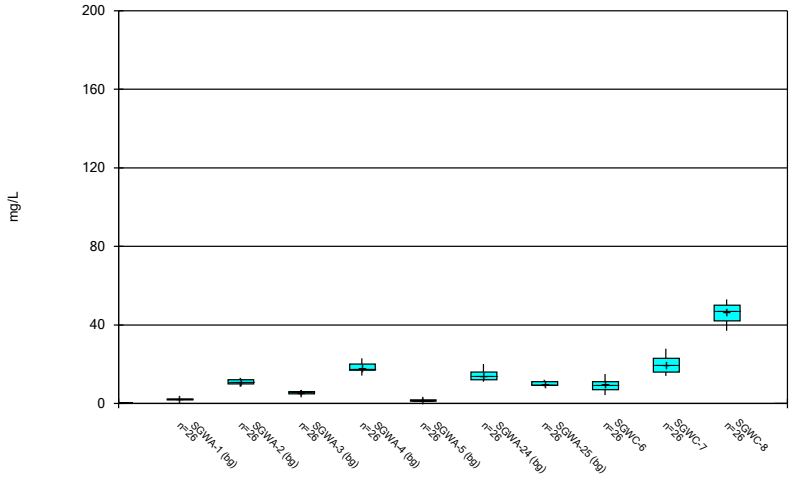

Constituent: Calcium Analysis Run 8/13/2026 4:36 PM View: Descriptive
Plant Scherer Client: Southern Company Data: Scherer AP

Sanitas™ v.10.1.08 Software licensed to Groundwater Stats Consulting. UG

Box & Whiskers Plot

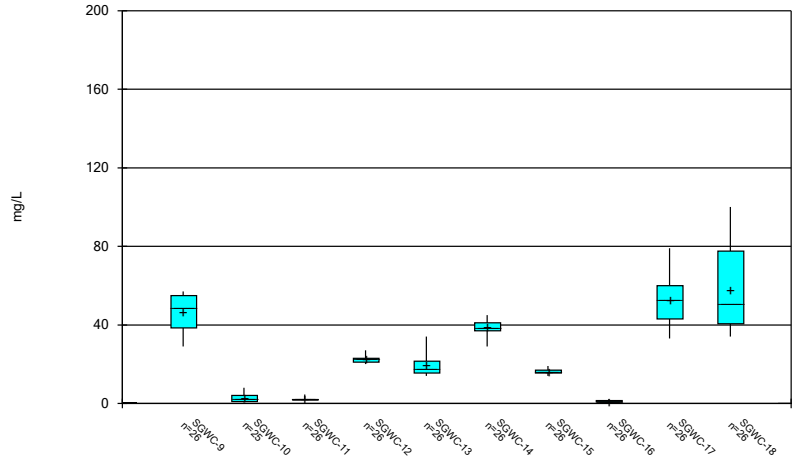

Constituent: Calcium Analysis Run 8/13/2026 4:36 PM View: Descriptive
Plant Scherer Client: Southern Company Data: Scherer AP

Sanitas™ v.10.1.08 Software licensed to Groundwater Stats Consulting. UG

Box & Whiskers Plot

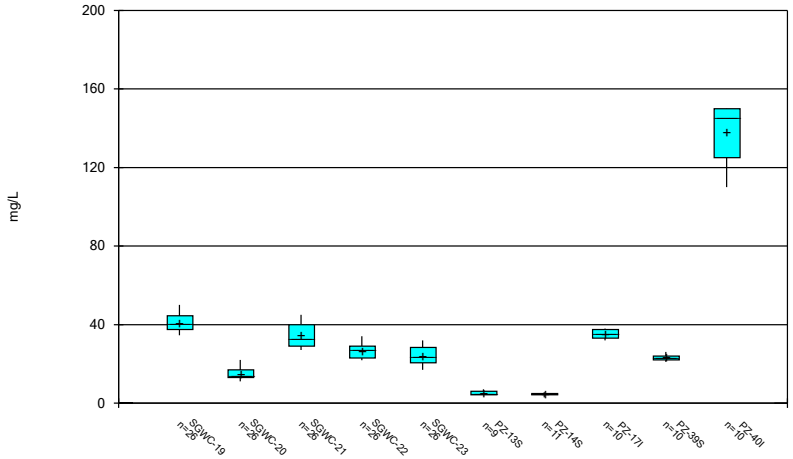

Constituent: Calcium Analysis Run 8/13/2026 4:36 PM View: Descriptive
Plant Scherer Client: Southern Company Data: Scherer AP

Sanitas™ v.10.1.08 Software licensed to Groundwater Stats Consulting. UG

Box & Whiskers Plot

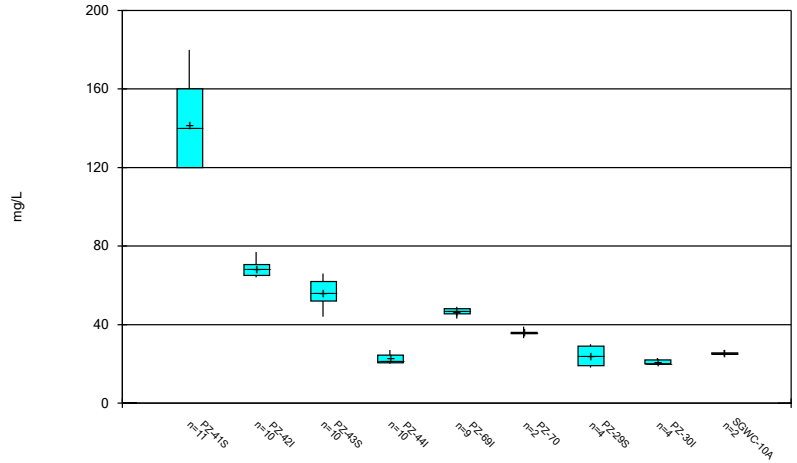

Constituent: Calcium Analysis Run 8/13/2026 4:36 PM View: Descriptive
Plant Scherer Client: Southern Company Data: Scherer AP

Sanitas™ v.10.1.08 Software licensed to Groundwater Stats Consulting. UG

Box & Whiskers Plot

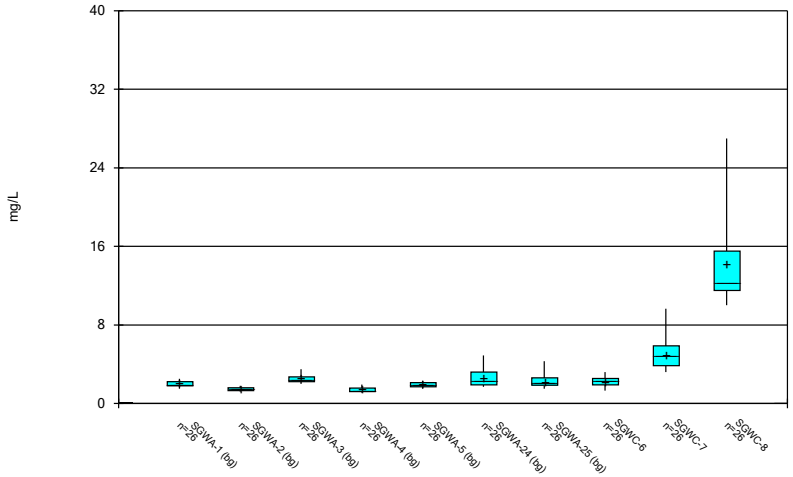

Constituent: Chloride Analysis Run 8/13/2026 4:36 PM View: Descriptive
Plant Scherer Client: Southern Company Data: Scherer AP

Sanitas™ v.10.1.08 Software licensed to Groundwater Stats Consulting. UG

Box & Whiskers Plot

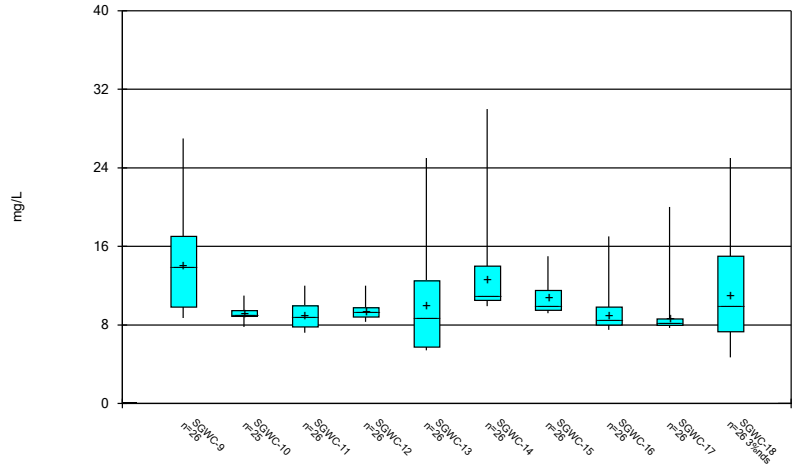

Constituent: Chloride Analysis Run 8/13/2026 4:36 PM View: Descriptive
Plant Scherer Client: Southern Company Data: Scherer AP

Sanitas™ v.10.1.08 Software licensed to Groundwater Stats Consulting. UG

Box & Whiskers Plot

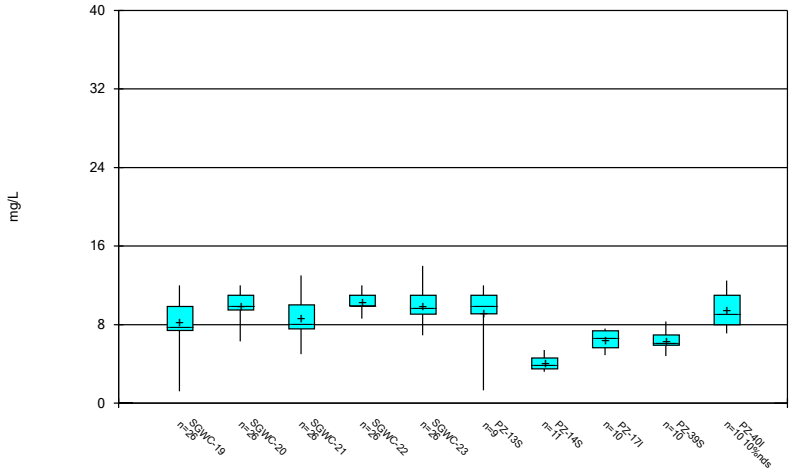

Constituent: Chloride Analysis Run 8/13/2026 4:36 PM View: Descriptive
Plant Scherer Client: Southern Company Data: Scherer AP

Sanitas™ v.10.1.08 Software licensed to Groundwater Stats Consulting. UG

Box & Whiskers Plot

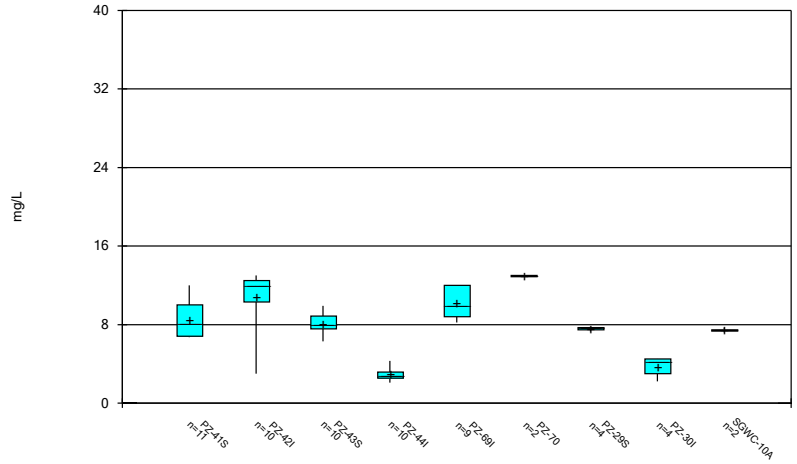

Constituent: Chloride Analysis Run 8/13/2026 4:36 PM View: Descriptive
Plant Scherer Client: Southern Company Data: Scherer AP

Sanitas™ v.10.1.08 Software licensed to Groundwater Stats Consulting. UG

Box & Whiskers Plot

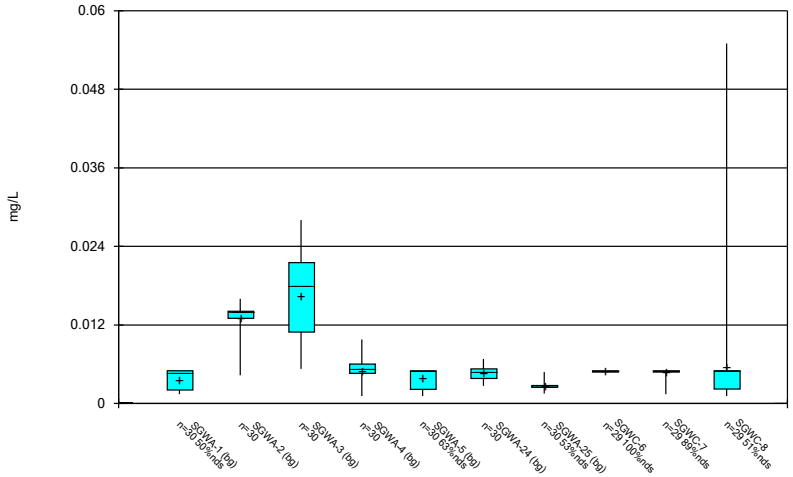

Constituent: Chromium Analysis Run 8/13/2026 4:36 PM View: Descriptive

Plant Scherer Client: Southern Company Data: Scherer AP

Sanitas™ v.10.1.08 Software licensed to Groundwater Stats Consulting. UG

Box & Whiskers Plot

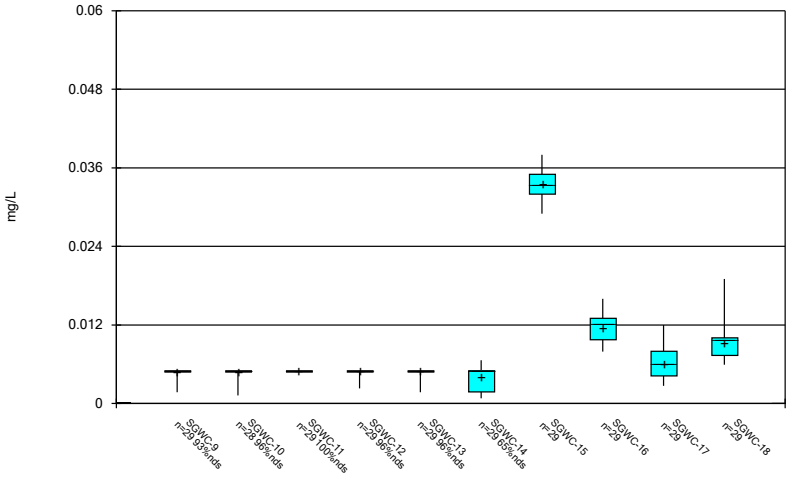

Constituent: Chromium Analysis Run 8/13/2026 4:36 PM View: Descriptive

Plant Scherer Client: Southern Company Data: Scherer AP

Sanitas™ v.10.1.08 Software licensed to Groundwater Stats Consulting. UG

Box & Whiskers Plot

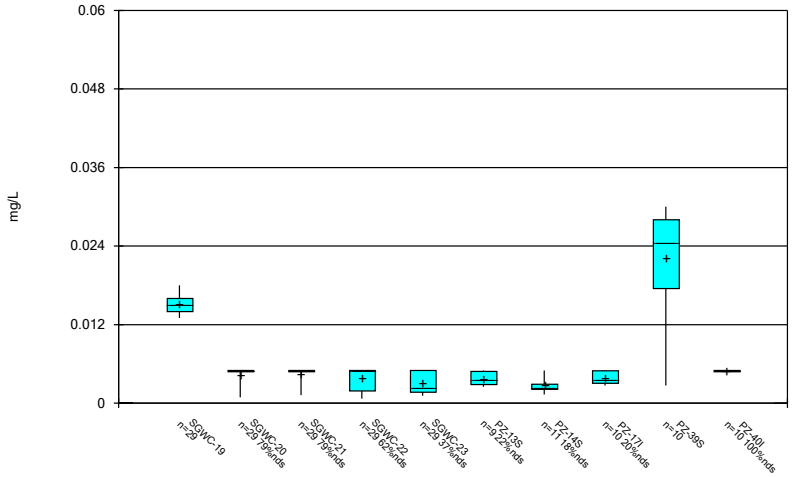

Constituent: Chromium Analysis Run 8/13/2026 4:36 PM View: Descriptive

Plant Scherer Client: Southern Company Data: Scherer AP

Sanitas™ v.10.1.08 Software licensed to Groundwater Stats Consulting. UG

Box & Whiskers Plot

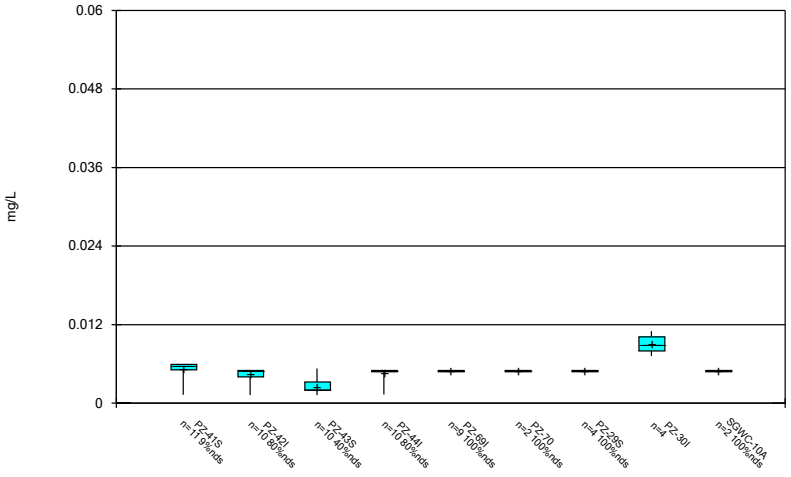

Constituent: Chromium Analysis Run 8/13/2026 4:36 PM View: Descriptive

Plant Scherer Client: Southern Company Data: Scherer AP

Sanitas™ v.10.1.08 Software licensed to Groundwater Stats Consulting. UG

Box & Whiskers Plot

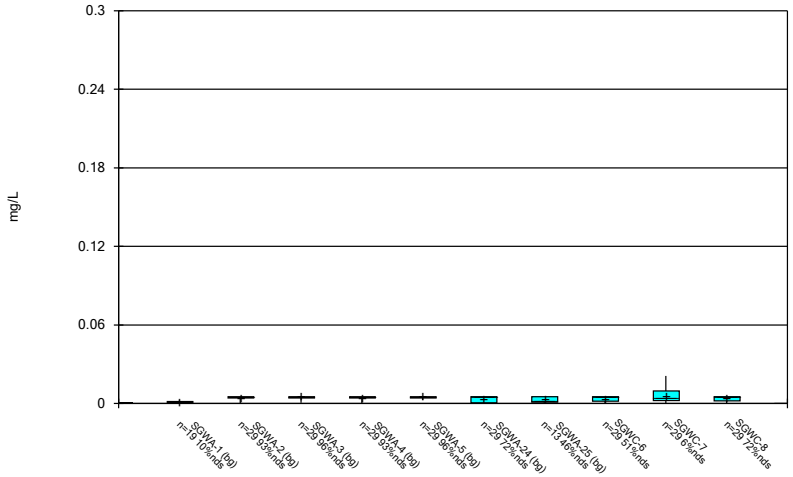

Constituent: Cobalt Analysis Run 8/13/2026 4:36 PM View: Descriptive
Plant Scherer Client: Southern Company Data: Scherer AP

Sanitas™ v.10.1.08 Software licensed to Groundwater Stats Consulting. UG

Box & Whiskers Plot

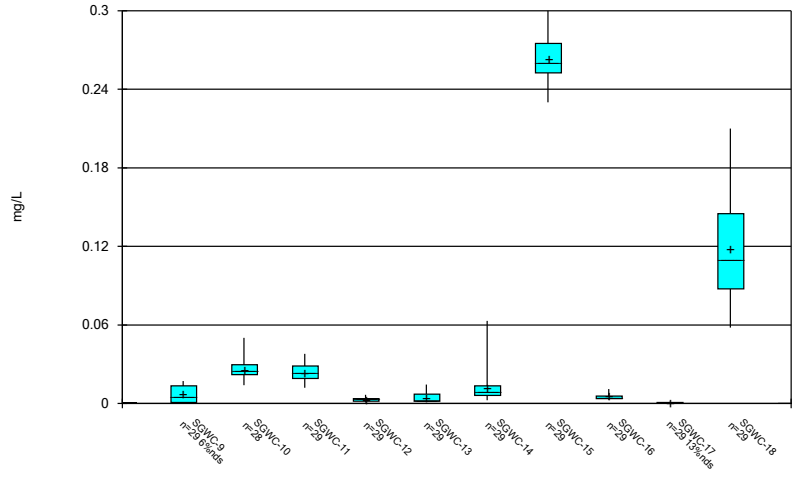

Constituent: Cobalt Analysis Run 8/13/2026 4:36 PM View: Descriptive
Plant Scherer Client: Southern Company Data: Scherer AP

Sanitas™ v.10.1.08 Software licensed to Groundwater Stats Consulting. UG

Box & Whiskers Plot

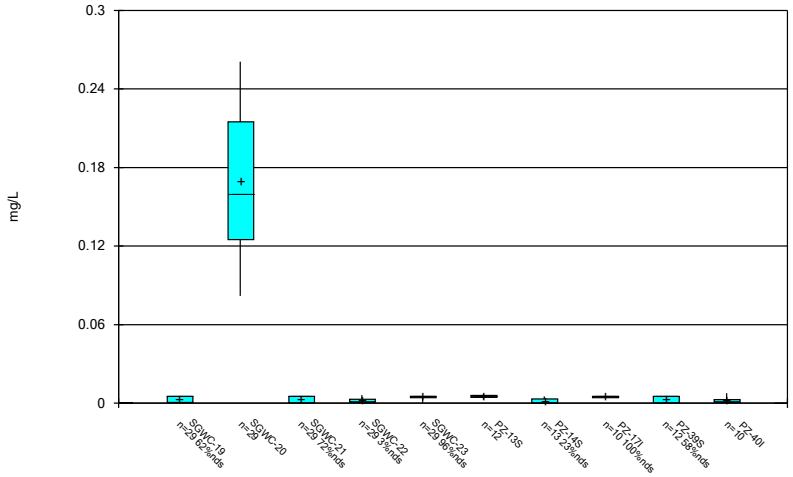

Constituent: Cobalt Analysis Run 8/13/2026 4:36 PM View: Descriptive
Plant Scherer Client: Southern Company Data: Scherer AP

Sanitas™ v.10.1.08 Software licensed to Groundwater Stats Consulting. UG

Box & Whiskers Plot

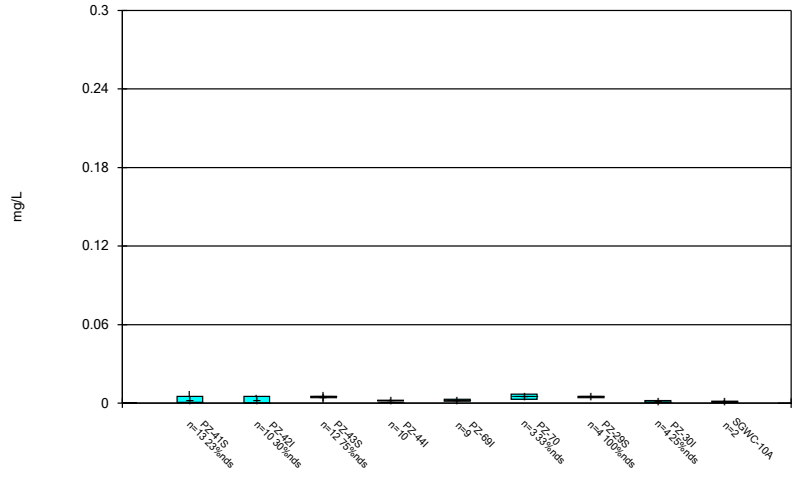

Constituent: Cobalt Analysis Run 8/13/2026 4:36 PM View: Descriptive
Plant Scherer Client: Southern Company Data: Scherer AP

Sanitas™ v.10.1.08 Software licensed to Groundwater Stats Consulting. UG

Box & Whiskers Plot

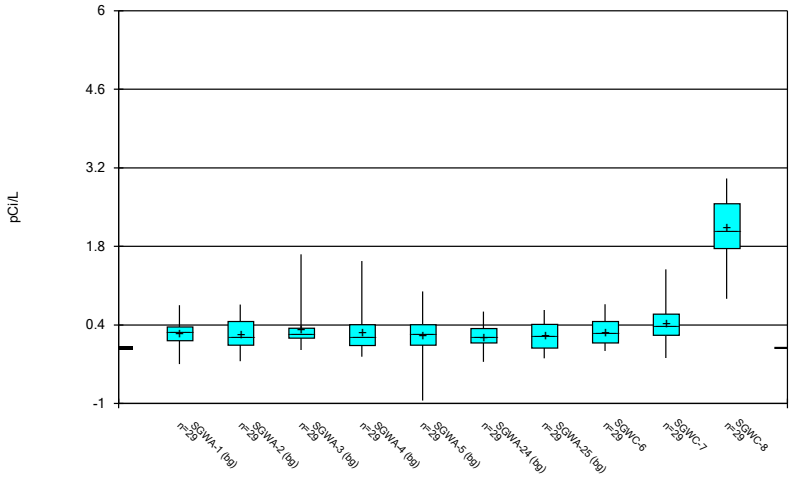

Constituent: Combined Radium 226 + 228 Analysis Run 8/13/2026 4:36 PM View: Descriptive

Plant Scherer Client: Southern Company Data: Scherer AP

Sanitas™ v.10.1.08 Software licensed to Groundwater Stats Consulting. UG

Box & Whiskers Plot

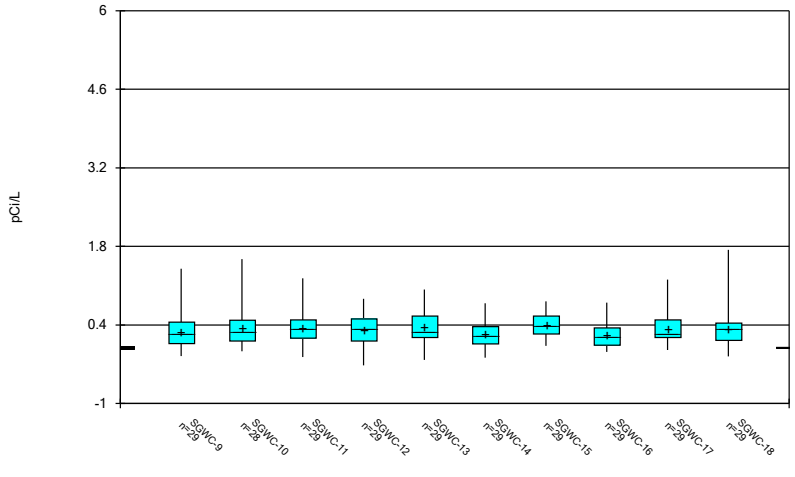

Constituent: Combined Radium 226 + 228 Analysis Run 8/13/2026 4:36 PM View: Descriptive

Plant Scherer Client: Southern Company Data: Scherer AP

Sanitas™ v.10.1.08 Software licensed to Groundwater Stats Consulting. UG

Box & Whiskers Plot

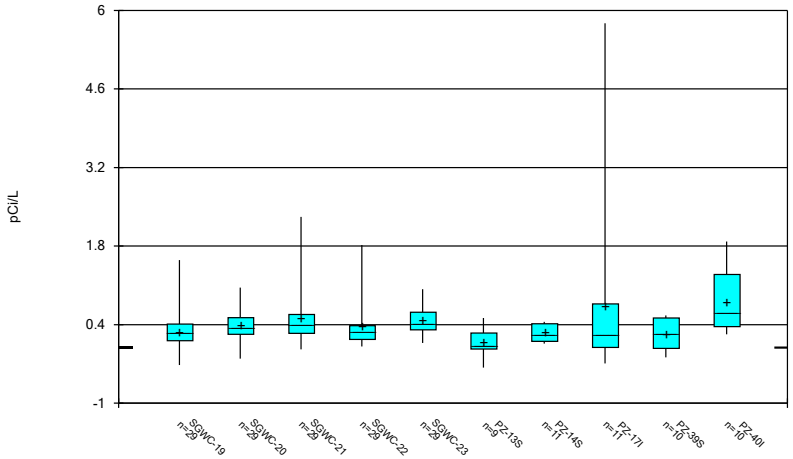

Constituent: Combined Radium 226 + 228 Analysis Run 8/13/2026 4:36 PM View: Descriptive

Plant Scherer Client: Southern Company Data: Scherer AP

Sanitas™ v.10.1.08 Software licensed to Groundwater Stats Consulting. UG

Box & Whiskers Plot

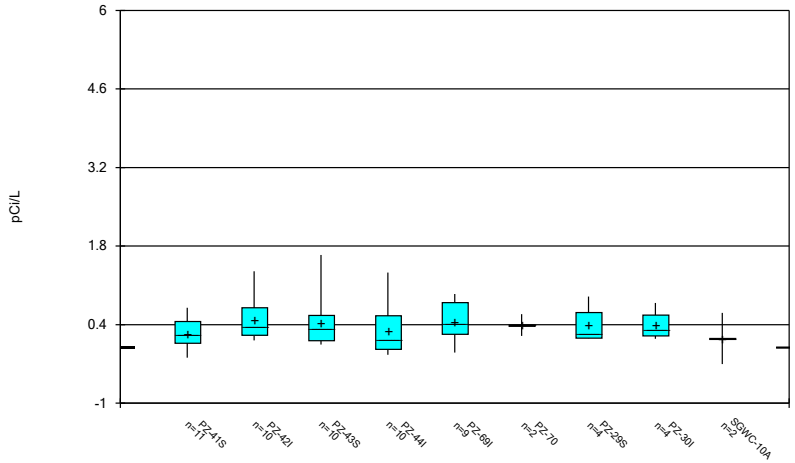

Constituent: Combined Radium 226 + 228 Analysis Run 8/13/2026 4:36 PM View: Descriptive

Plant Scherer Client: Southern Company Data: Scherer AP

Sanitas™ v.10.1.08 Software licensed to Groundwater Stats Consulting. UG

Box & Whiskers Plot

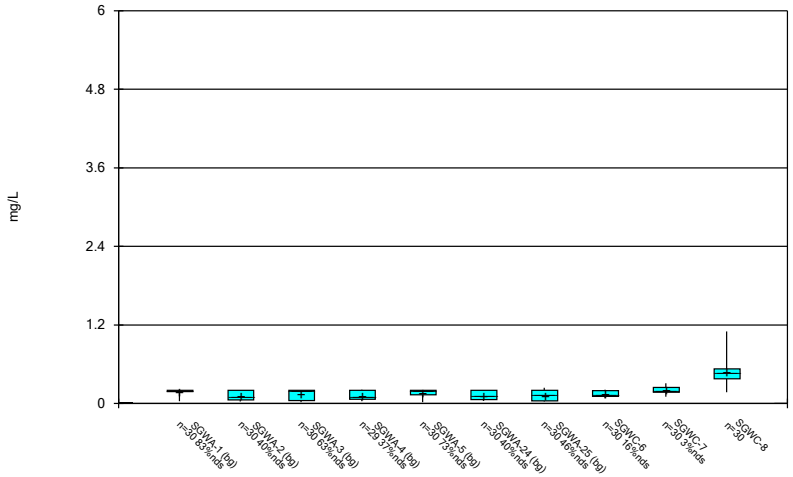

Constituent: Fluoride Analysis Run 8/13/2026 4:36 PM View: Descriptive
Plant Scherer Client: Southern Company Data: Scherer AP

Sanitas™ v.10.1.08 Software licensed to Groundwater Stats Consulting. UG

Box & Whiskers Plot

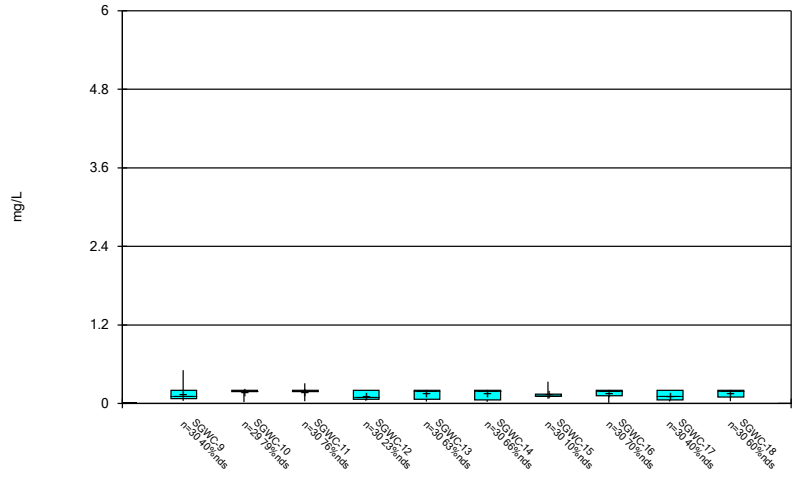

Constituent: Fluoride Analysis Run 8/13/2026 4:36 PM View: Descriptive
Plant Scherer Client: Southern Company Data: Scherer AP

Sanitas™ v.10.1.08 Software licensed to Groundwater Stats Consulting. UG

Box & Whiskers Plot

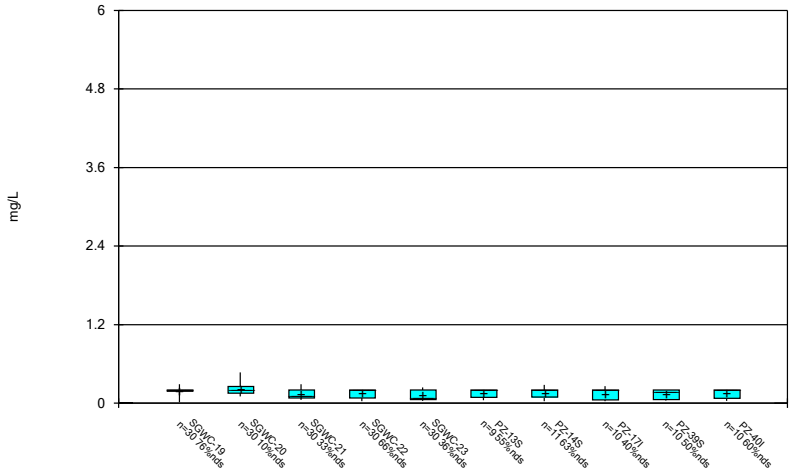

Constituent: Fluoride Analysis Run 8/13/2026 4:36 PM View: Descriptive
Plant Scherer Client: Southern Company Data: Scherer AP

Sanitas™ v.10.1.08 Software licensed to Groundwater Stats Consulting. UG

Box & Whiskers Plot

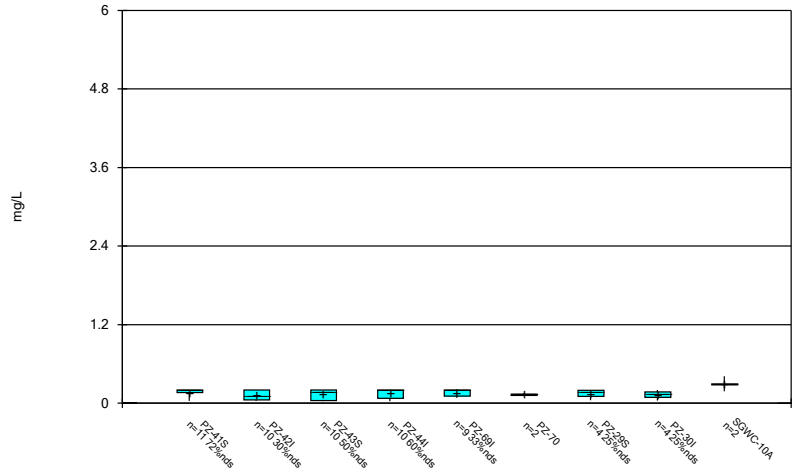

Constituent: Fluoride Analysis Run 8/13/2026 4:36 PM View: Descriptive
Plant Scherer Client: Southern Company Data: Scherer AP

Sanitas™ v.10.1.08 Software licensed to Groundwater Stats Consulting. UG

Box & Whiskers Plot

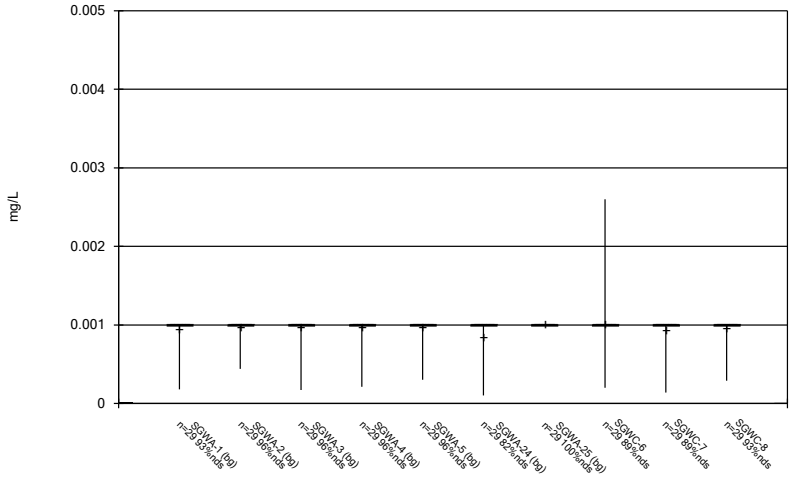

Constituent: Lead Analysis Run 8/13/2026 4:36 PM View: Descriptive

Plant Scherer Client: Southern Company Data: Scherer AP

Sanitas™ v.10.1.08 Software licensed to Groundwater Stats Consulting. UG

Box & Whiskers Plot

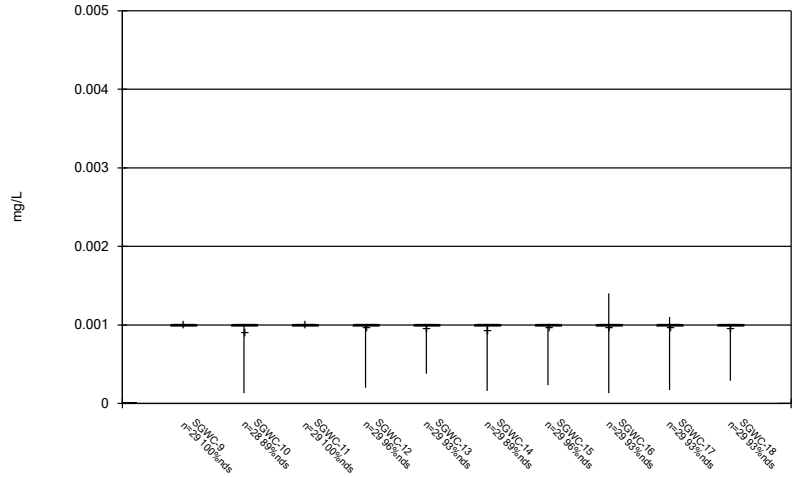

Constituent: Lead Analysis Run 8/13/2026 4:36 PM View: Descriptive

Plant Scherer Client: Southern Company Data: Scherer AP

Sanitas™ v.10.1.08 Software licensed to Groundwater Stats Consulting. UG

Box & Whiskers Plot

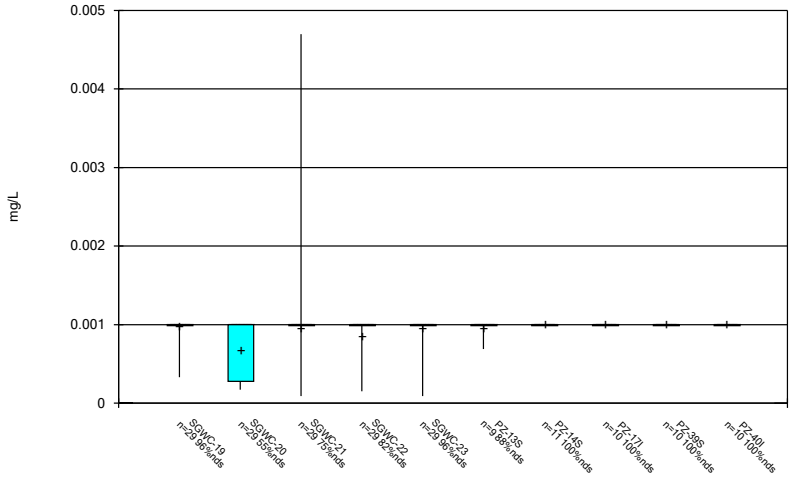

Constituent: Lead Analysis Run 8/13/2026 4:36 PM View: Descriptive

Plant Scherer Client: Southern Company Data: Scherer AP

Sanitas™ v.10.1.08 Software licensed to Groundwater Stats Consulting. UG

Box & Whiskers Plot

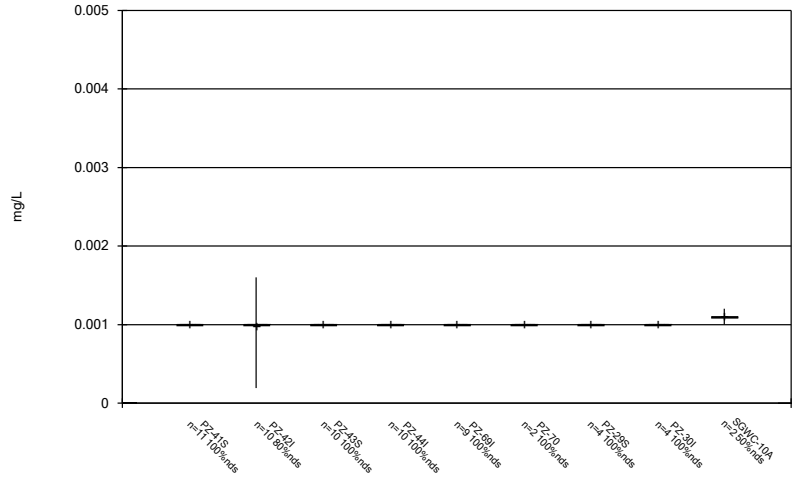

Constituent: Lead Analysis Run 8/13/2026 4:36 PM View: Descriptive

Plant Scherer Client: Southern Company Data: Scherer AP

Sanitas™ v.10.1.08 Software licensed to Groundwater Stats Consulting. UG

Box & Whiskers Plot

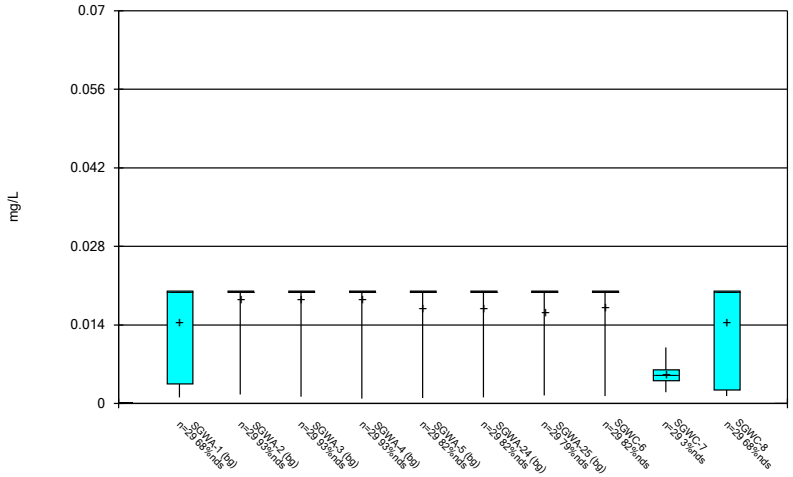

Constituent: Lithium Analysis Run 8/13/2026 4:36 PM View: Descriptive

Plant Scherer Client: Southern Company Data: Scherer AP

Sanitas™ v.10.1.08 Software licensed to Groundwater Stats Consulting. UG

Box & Whiskers Plot

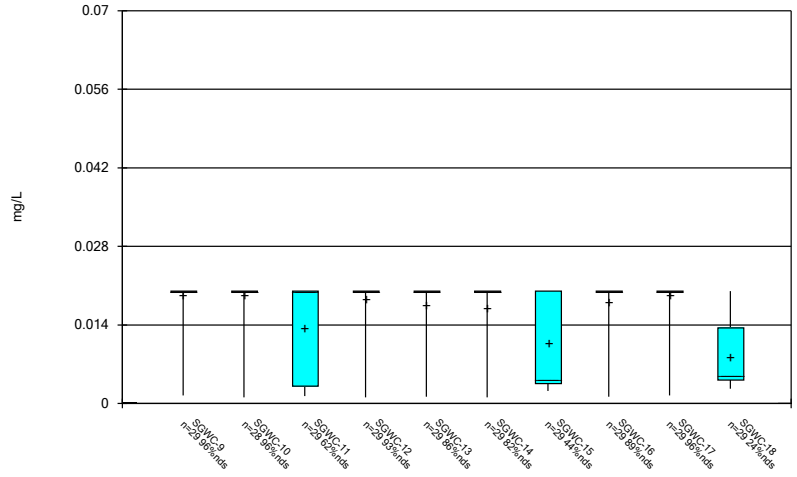

Constituent: Lithium Analysis Run 8/13/2026 4:36 PM View: Descriptive

Plant Scherer Client: Southern Company Data: Scherer AP

Sanitas™ v.10.1.08 Software licensed to Groundwater Stats Consulting. UG

Box & Whiskers Plot

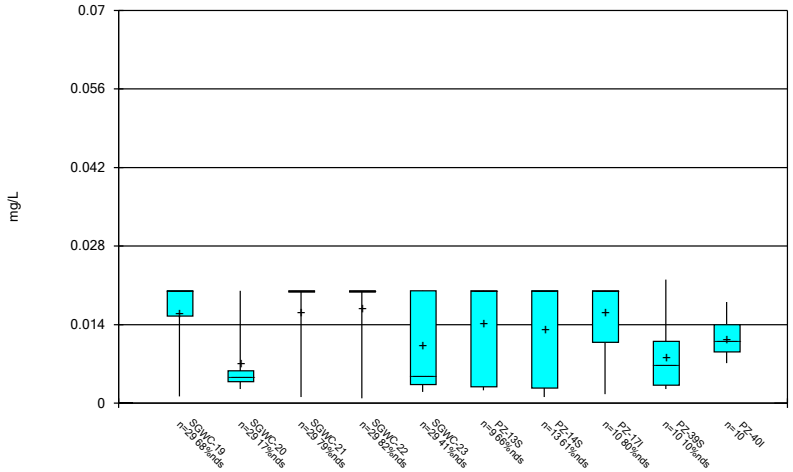

Constituent: Lithium Analysis Run 8/13/2026 4:36 PM View: Descriptive

Plant Scherer Client: Southern Company Data: Scherer AP

Sanitas™ v.10.1.08 Software licensed to Groundwater Stats Consulting. UG

Box & Whiskers Plot

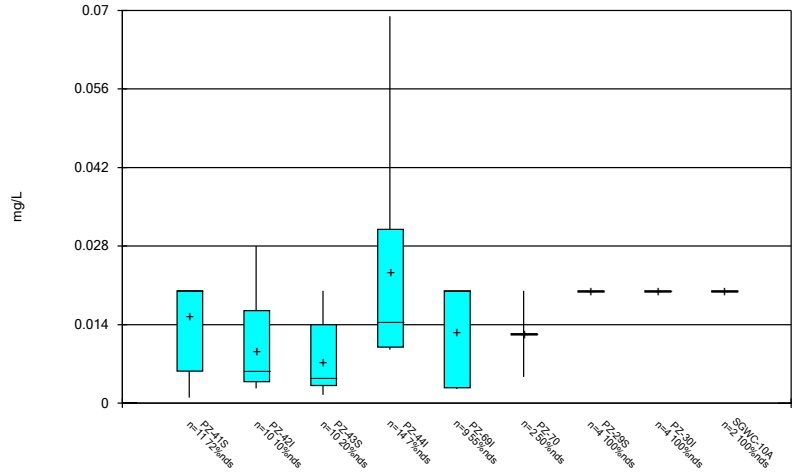

Constituent: Lithium Analysis Run 8/13/2026 4:36 PM View: Descriptive

Plant Scherer Client: Southern Company Data: Scherer AP

Sanitas™ v.10.1.08 Software licensed to Groundwater Stats Consulting. UG

Box & Whiskers Plot

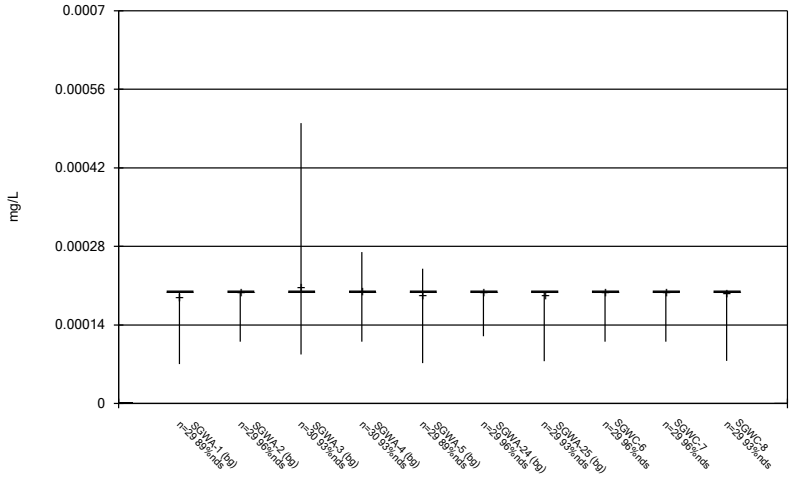

Constituent: Mercury Analysis Run 8/13/2026 4:36 PM View: Descriptive

Plant Scherer Client: Southern Company Data: Scherer AP

Sanitas™ v.10.1.08 Software licensed to Groundwater Stats Consulting. UG

Box & Whiskers Plot

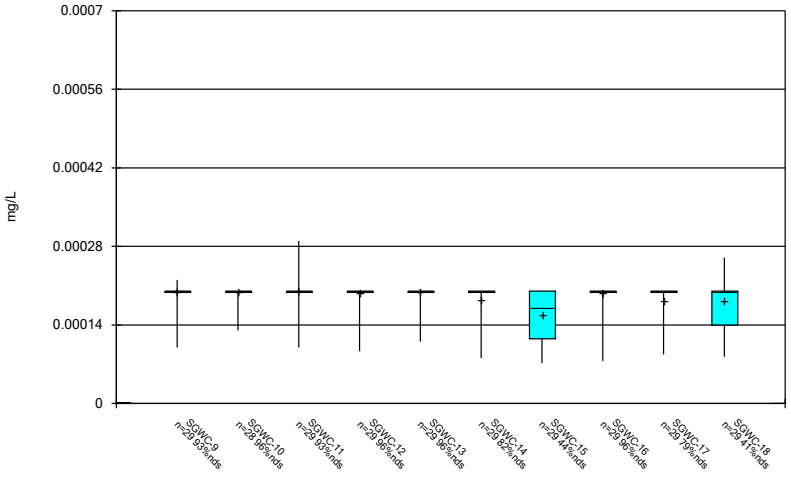

Constituent: Mercury Analysis Run 8/13/2026 4:36 PM View: Descriptive

Plant Scherer Client: Southern Company Data: Scherer AP

Sanitas™ v.10.1.08 Software licensed to Groundwater Stats Consulting. UG

Box & Whiskers Plot

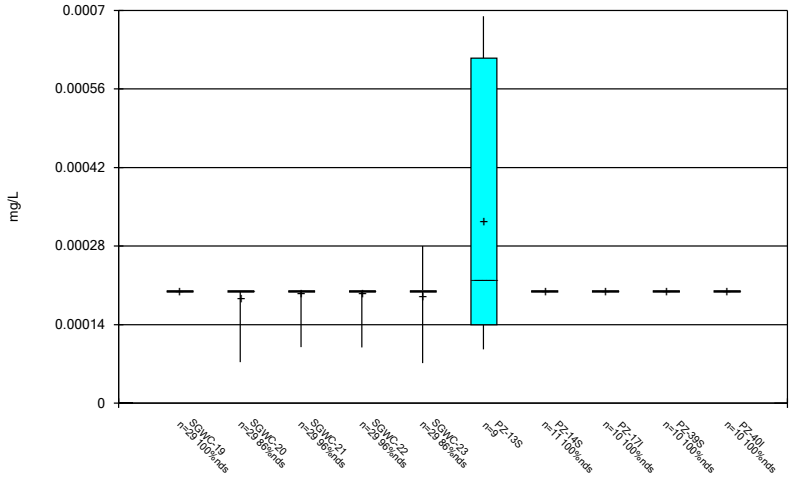

Constituent: Mercury Analysis Run 8/13/2026 4:36 PM View: Descriptive

Plant Scherer Client: Southern Company Data: Scherer AP

Sanitas™ v.10.1.08 Software licensed to Groundwater Stats Consulting. UG

Box & Whiskers Plot

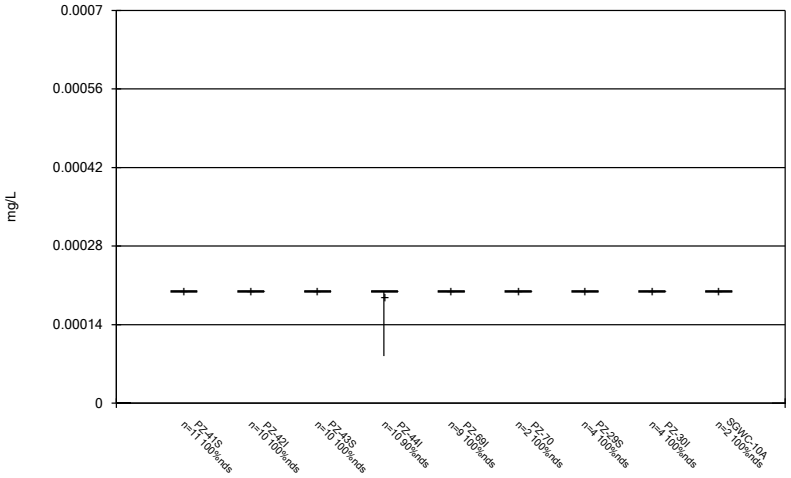

Constituent: Mercury Analysis Run 8/13/2026 4:36 PM View: Descriptive

Plant Scherer Client: Southern Company Data: Scherer AP

Sanitas™ v.10.1.08 Software licensed to Groundwater Stats Consulting. UG

Box & Whiskers Plot

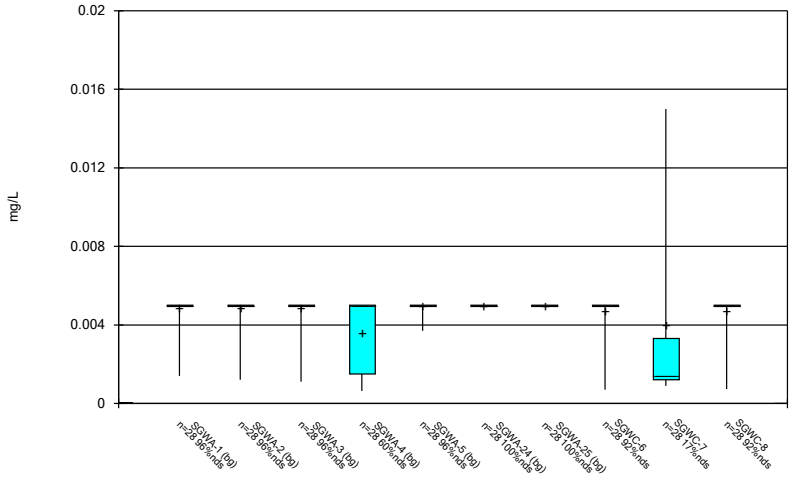

Constituent: Molybdenum Analysis Run 8/13/2026 4:36 PM View: Descriptive

Plant Scherer Client: Southern Company Data: Scherer AP

Sanitas™ v.10.1.08 Software licensed to Groundwater Stats Consulting. UG

Box & Whiskers Plot

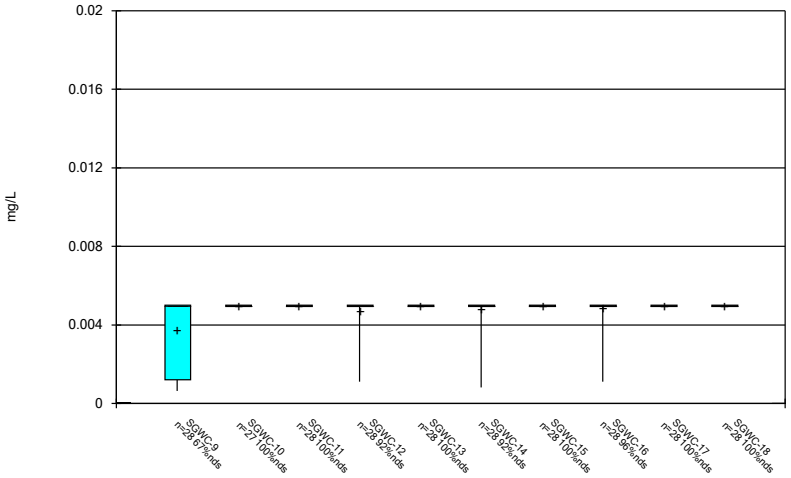

Constituent: Molybdenum Analysis Run 8/13/2026 4:36 PM View: Descriptive

Plant Scherer Client: Southern Company Data: Scherer AP

Sanitas™ v.10.1.08 Software licensed to Groundwater Stats Consulting. UG

Box & Whiskers Plot

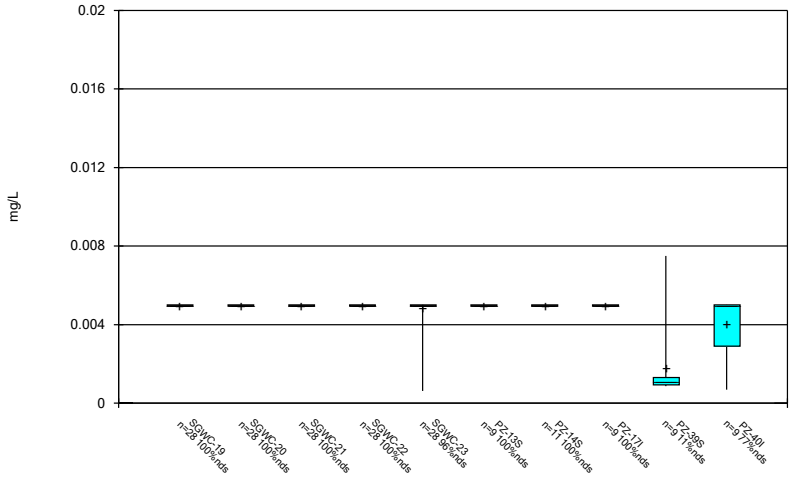

Constituent: Molybdenum Analysis Run 8/13/2026 4:36 PM View: Descriptive

Plant Scherer Client: Southern Company Data: Scherer AP

Sanitas™ v.10.1.08 Software licensed to Groundwater Stats Consulting. UG

Box & Whiskers Plot

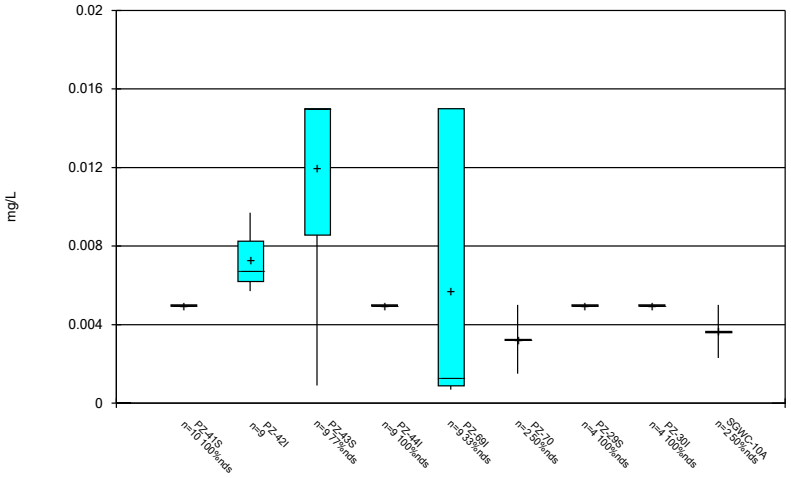

Constituent: Molybdenum Analysis Run 8/13/2026 4:36 PM View: Descriptive

Plant Scherer Client: Southern Company Data: Scherer AP

Sanitas™ v.10.1.08 Software licensed to Groundwater Stats Consulting. UG

Box & Whiskers Plot

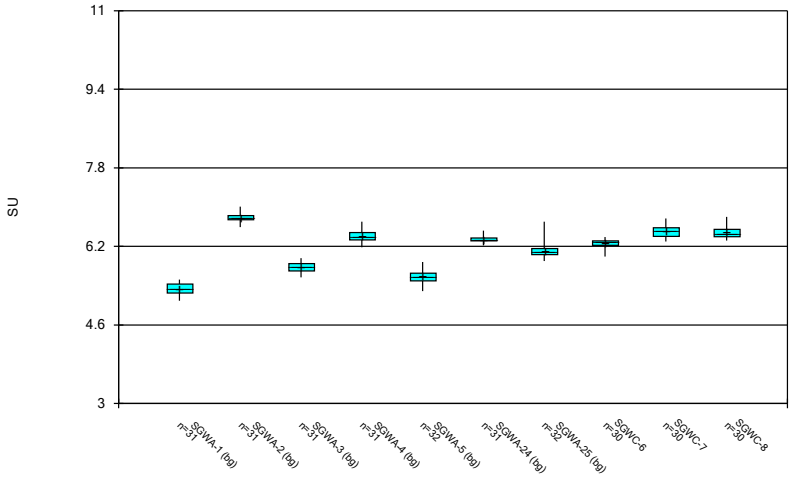

Constituent: pH, Field Analysis Run 8/13/2026 4:36 PM View: Descriptive
Plant Scherer Client: Southern Company Data: Scherer AP

Sanitas™ v.10.1.08 Software licensed to Groundwater Stats Consulting. UG

Box & Whiskers Plot

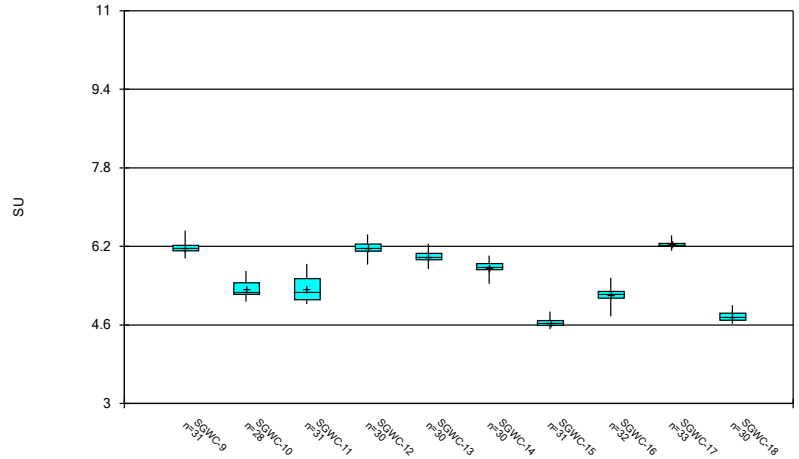

Constituent: pH, Field Analysis Run 8/13/2026 4:36 PM View: Descriptive
Plant Scherer Client: Southern Company Data: Scherer AP

Sanitas™ v.10.1.08 Software licensed to Groundwater Stats Consulting. UG

Box & Whiskers Plot

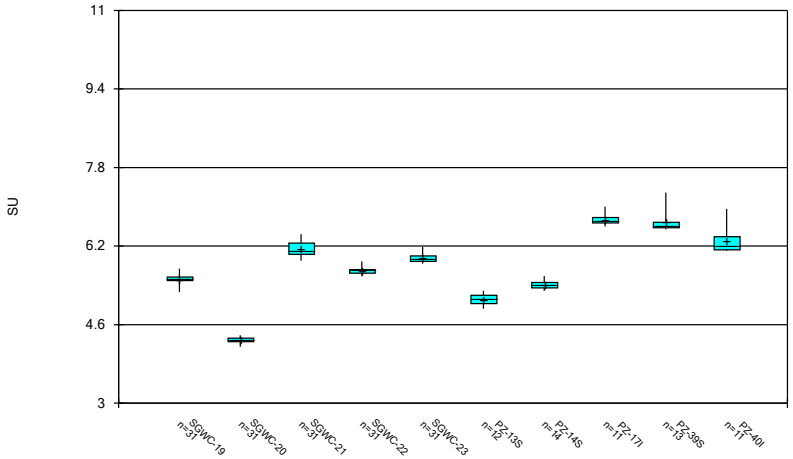

Constituent: pH, Field Analysis Run 8/13/2026 4:36 PM View: Descriptive
Plant Scherer Client: Southern Company Data: Scherer AP

Sanitas™ v.10.1.08 Software licensed to Groundwater Stats Consulting. UG

Box & Whiskers Plot

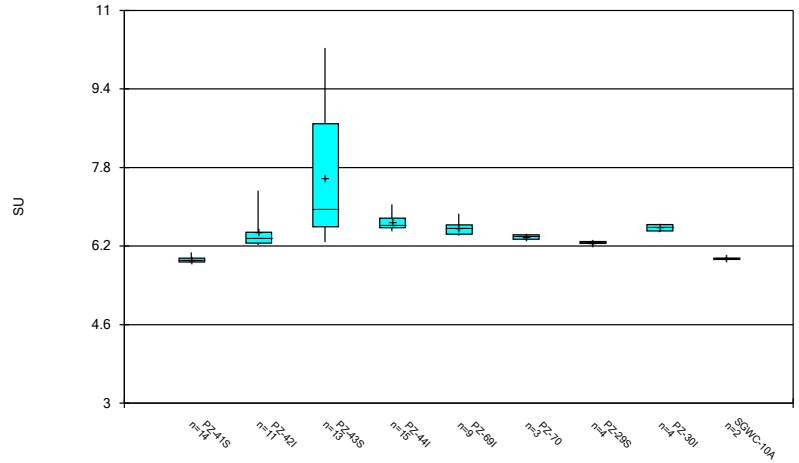

Constituent: pH, Field Analysis Run 8/13/2026 4:36 PM View: Descriptive
Plant Scherer Client: Southern Company Data: Scherer AP

Sanitas™ v.10.1.08 Software licensed to Groundwater Stats Consulting. UG

Box & Whiskers Plot

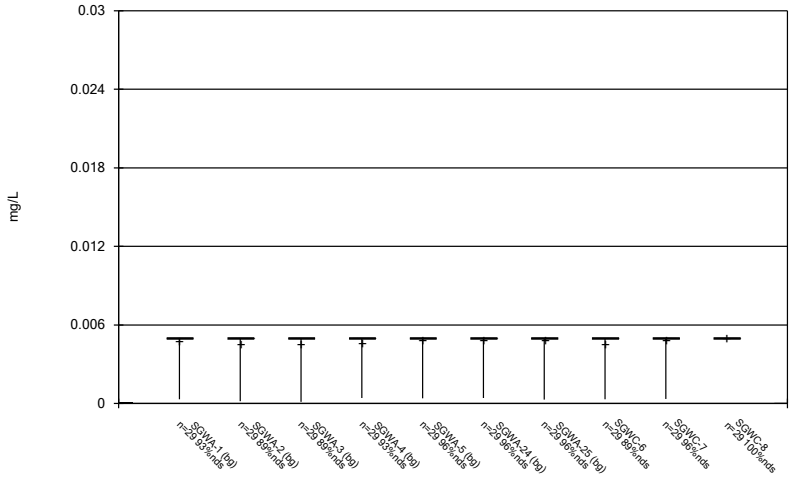

Constituent: Selenium Analysis Run 8/13/2026 4:36 PM View: Descriptive

Plant Scherer Client: Southern Company Data: Scherer AP

Sanitas™ v.10.1.08 Software licensed to Groundwater Stats Consulting. UG

Box & Whiskers Plot

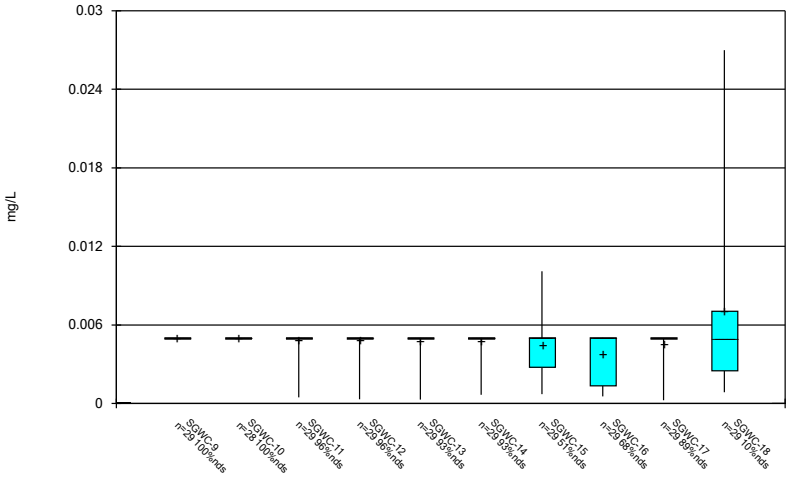

Constituent: Selenium Analysis Run 8/13/2026 4:36 PM View: Descriptive

Plant Scherer Client: Southern Company Data: Scherer AP

Sanitas™ v.10.1.08 Software licensed to Groundwater Stats Consulting. UG

Box & Whiskers Plot

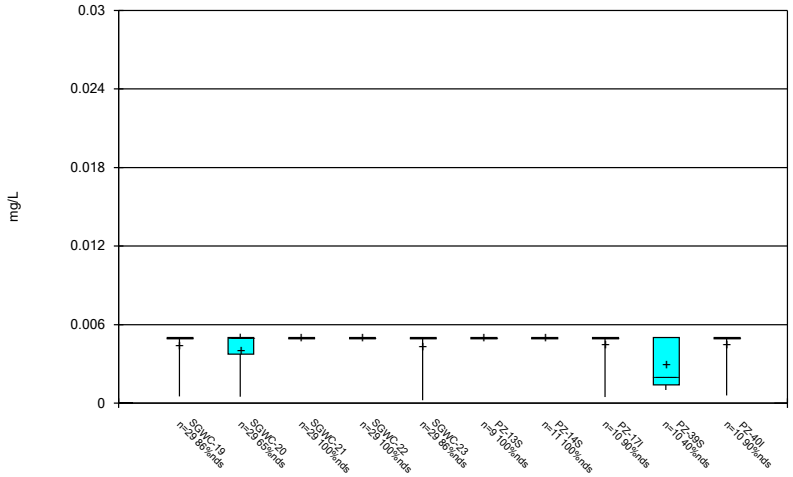

Constituent: Selenium Analysis Run 8/13/2026 4:36 PM View: Descriptive

Plant Scherer Client: Southern Company Data: Scherer AP

Sanitas™ v.10.1.08 Software licensed to Groundwater Stats Consulting. UG

Box & Whiskers Plot

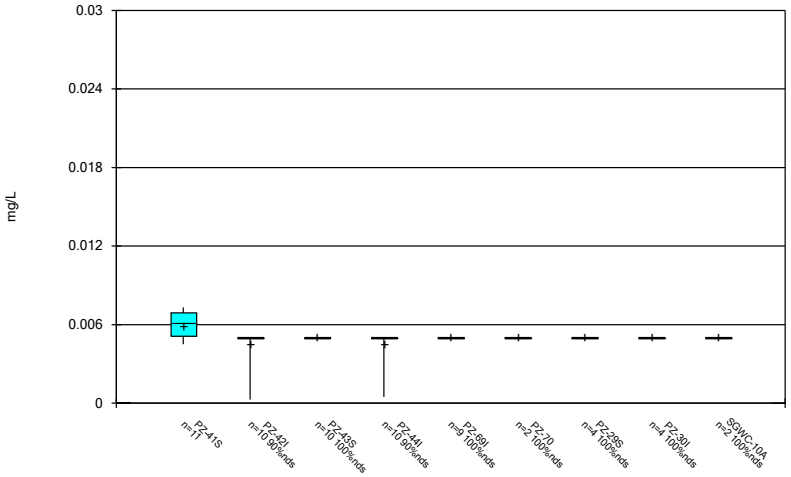

Constituent: Selenium Analysis Run 8/13/2026 4:36 PM View: Descriptive

Plant Scherer Client: Southern Company Data: Scherer AP

Sanitas™ v.10.1.08 Software licensed to Groundwater Stats Consulting. UG

Box & Whiskers Plot

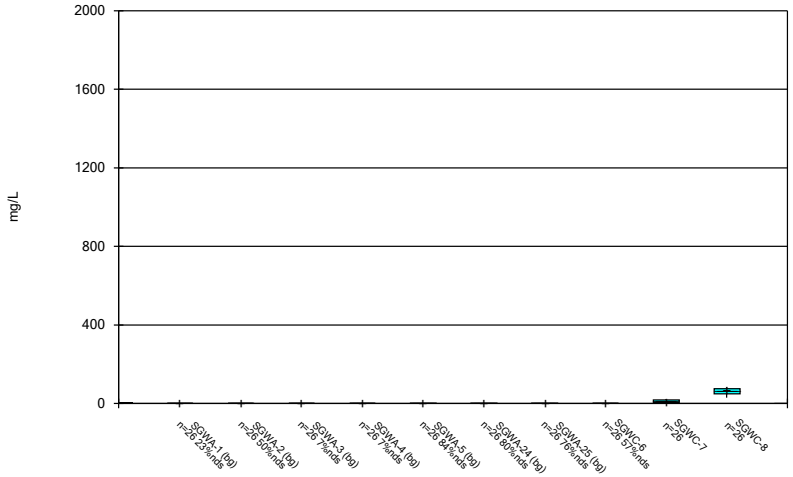

Constituent: Sulfate Analysis Run 8/13/2026 4:36 PM View: Descriptive
Plant Scherer Client: Southern Company Data: Scherer AP

Sanitas™ v.10.1.08 Software licensed to Groundwater Stats Consulting. UG

Box & Whiskers Plot

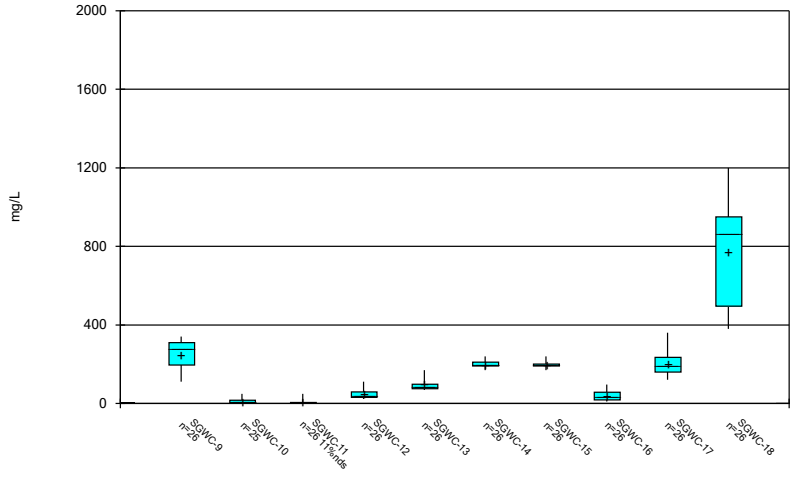

Constituent: Sulfate Analysis Run 8/13/2026 4:37 PM View: Descriptive
Plant Scherer Client: Southern Company Data: Scherer AP

Sanitas™ v.10.1.08 Software licensed to Groundwater Stats Consulting. UG

Box & Whiskers Plot

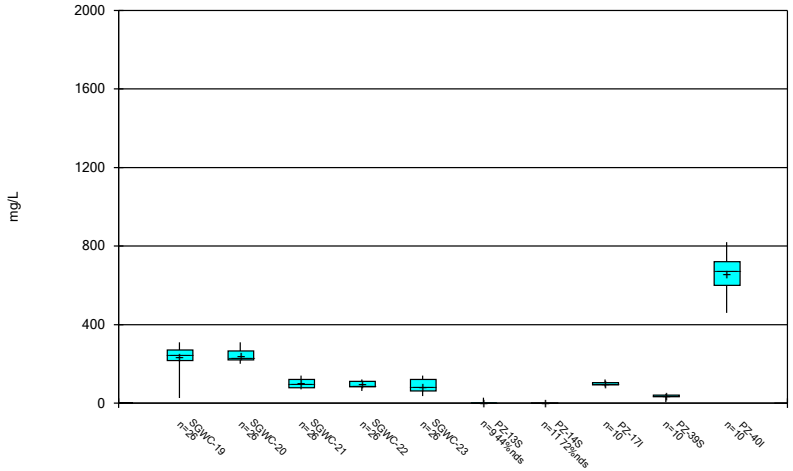

Constituent: Sulfate Analysis Run 8/13/2026 4:37 PM View: Descriptive
Plant Scherer Client: Southern Company Data: Scherer AP

Sanitas™ v.10.1.08 Software licensed to Groundwater Stats Consulting. UG

Box & Whiskers Plot

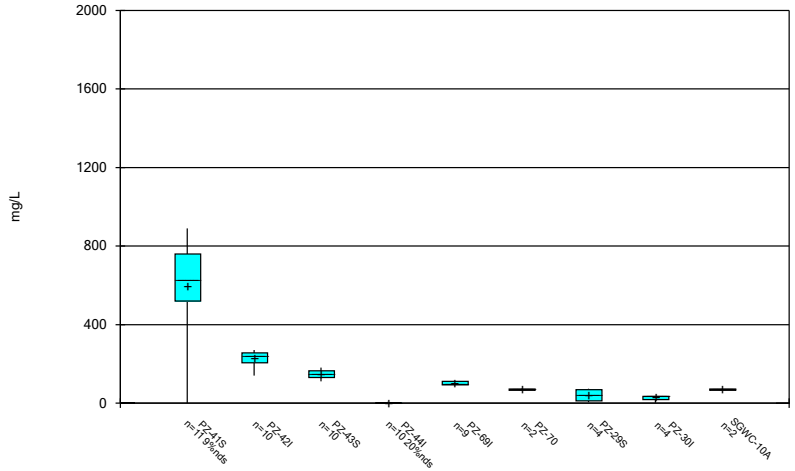

Constituent: Sulfate Analysis Run 8/13/2026 4:37 PM View: Descriptive
Plant Scherer Client: Southern Company Data: Scherer AP

Sanitas™ v.10.1.08 Software licensed to Groundwater Stats Consulting. UG

Box & Whiskers Plot

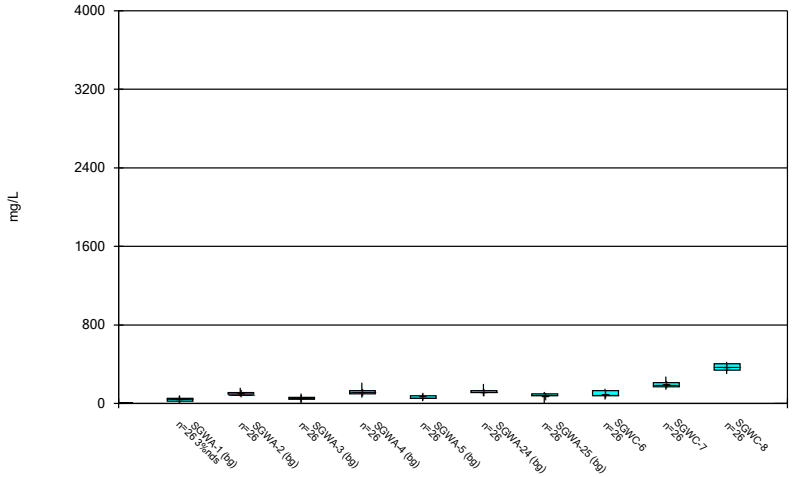

Constituent: TDS Analysis Run 8/13/2026 4:37 PM View: Descriptive

Plant Scherer Client: Southern Company Data: Scherer AP

Sanitas™ v.10.1.08 Software licensed to Groundwater Stats Consulting. UG

Box & Whiskers Plot

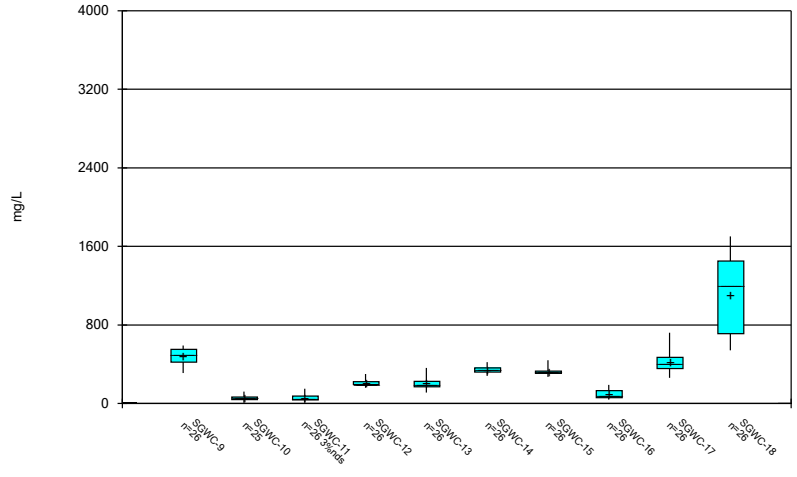

Constituent: TDS Analysis Run 8/13/2026 4:37 PM View: Descriptive

Plant Scherer Client: Southern Company Data: Scherer AP

Sanitas™ v.10.1.08 Software licensed to Groundwater Stats Consulting. UG

Box & Whiskers Plot

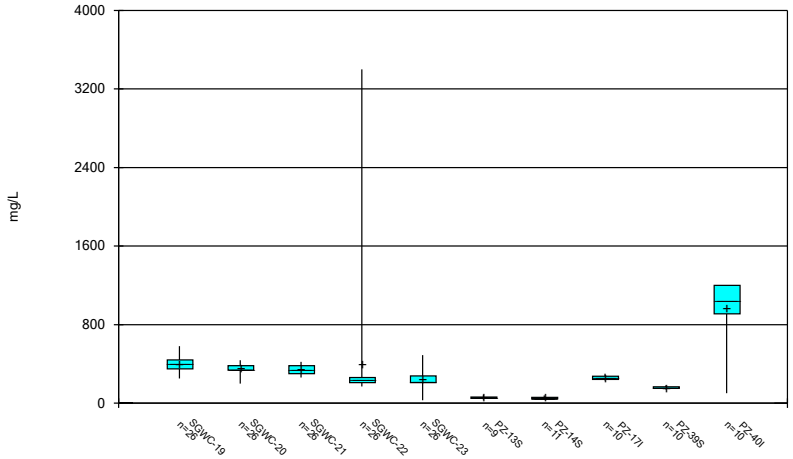

Constituent: TDS Analysis Run 8/13/2026 4:37 PM View: Descriptive

Plant Scherer Client: Southern Company Data: Scherer AP

Sanitas™ v.10.1.08 Software licensed to Groundwater Stats Consulting. UG

Box & Whiskers Plot

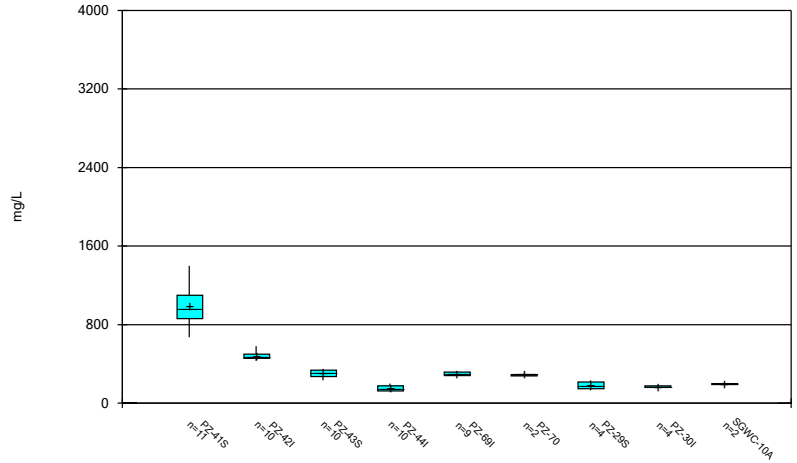

Constituent: TDS Analysis Run 8/13/2026 4:37 PM View: Descriptive

Plant Scherer Client: Southern Company Data: Scherer AP

Sanitas™ v.10.1.08 Software licensed to Groundwater Stats Consulting. UG

Box & Whiskers Plot

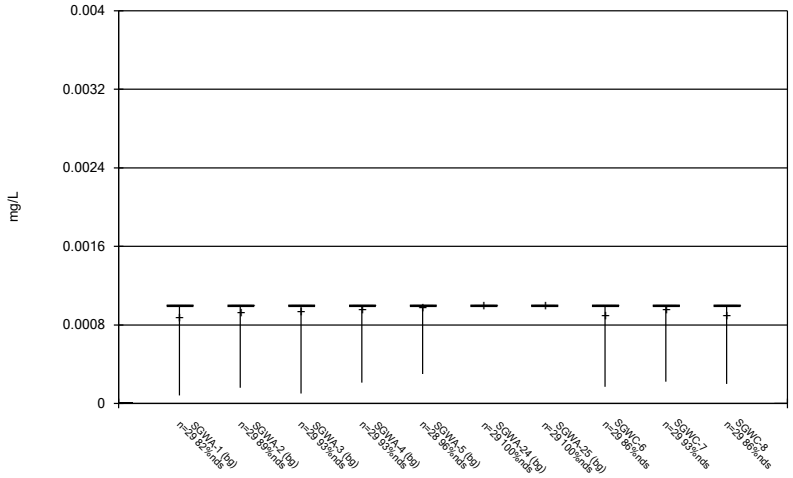

Constituent: Thallium Analysis Run 8/13/2026 4:37 PM View: Descriptive

Plant Scherer Client: Southern Company Data: Scherer AP

Sanitas™ v.10.1.08 Software licensed to Groundwater Stats Consulting. UG

Box & Whiskers Plot

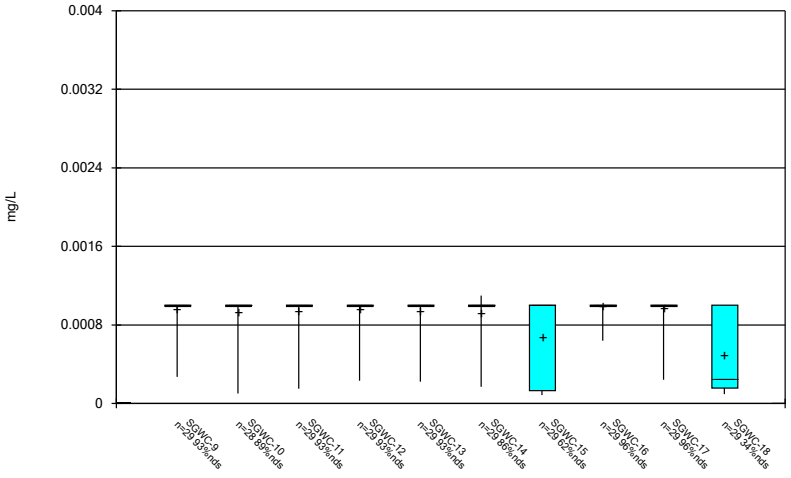

Constituent: Thallium Analysis Run 8/13/2026 4:37 PM View: Descriptive

Plant Scherer Client: Southern Company Data: Scherer AP

Sanitas™ v.10.1.08 Software licensed to Groundwater Stats Consulting. UG

Box & Whiskers Plot

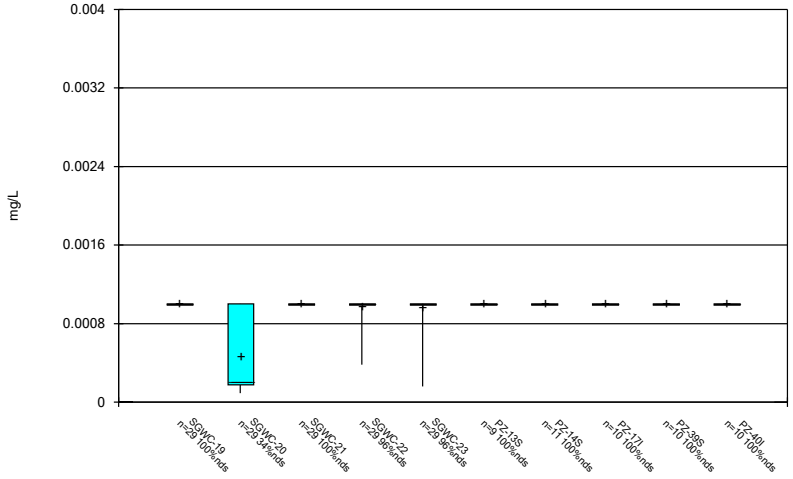

Constituent: Thallium Analysis Run 8/13/2026 4:37 PM View: Descriptive

Plant Scherer Client: Southern Company Data: Scherer AP

Sanitas™ v.10.1.08 Software licensed to Groundwater Stats Consulting. UG

Box & Whiskers Plot

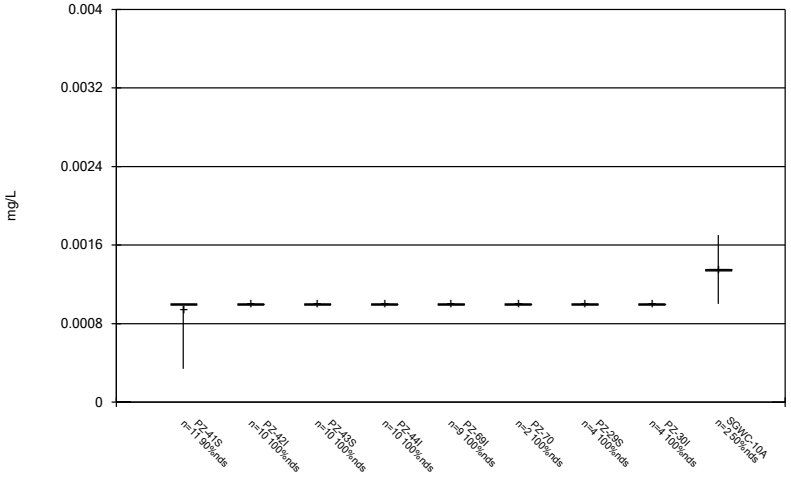

Constituent: Thallium Analysis Run 8/13/2026 4:37 PM View: Descriptive

Plant Scherer Client: Southern Company Data: Scherer AP

FIGURE C.

Outlier Summary

Plant Scherer Client: Southern Company Data: Scherer AP Printed 4/13/2026, 12:50 PM

	SGWA-4 Fluoride (mg/L)	SGWA-5 Thallium (mg/L)
2/22/2023	0.6 (O)	
3/2/2026		0.0034 (o)

FIGURE D.

Interwell Prediction Limits - Significant Results

Plant Scherer Client: Southern Company Data: Scherer AP Printed 4/7/2026, 9:09 AM

Constituent	Well	Upper Lim.	Lower Lim.	Date	Observ.	Sig.	Bg N	%NDs	Transform	Alpha	Method
Boron (mg/L)	SGWC-9	0.18	n/a	2/25/2026	1.3	Yes	182	88.46	n/a	0.00005926	NP Inter (NDs) 1 of 2
Boron (mg/L)	SGWC-11	0.18	n/a	2/18/2026	0.98	Yes	182	88.46	n/a	0.00005926	NP Inter (NDs) 1 of 2
Boron (mg/L)	SGWC-13	0.18	n/a	2/18/2026	1.2	Yes	182	88.46	n/a	0.00005926	NP Inter (NDs) 1 of 2
Boron (mg/L)	SGWC-14	0.18	n/a	2/19/2026	1.5	Yes	182	88.46	n/a	0.00005926	NP Inter (NDs) 1 of 2
Boron (mg/L)	SGWC-15	0.18	n/a	2/17/2026	1.4	Yes	182	88.46	n/a	0.00005926	NP Inter (NDs) 1 of 2
Boron (mg/L)	SGWC-16	0.18	n/a	2/18/2026	0.89	Yes	182	88.46	n/a	0.00005926	NP Inter (NDs) 1 of 2
Boron (mg/L)	SGWC-17	0.18	n/a	2/18/2026	0.47	Yes	182	88.46	n/a	0.00005926	NP Inter (NDs) 1 of 2
Boron (mg/L)	SGWC-19	0.18	n/a	2/18/2026	2	Yes	182	88.46	n/a	0.00005926	NP Inter (NDs) 1 of 2
Boron (mg/L)	SGWC-20	0.18	n/a	2/17/2026	1.7	Yes	182	88.46	n/a	0.00005926	NP Inter (NDs) 1 of 2
Boron (mg/L)	SGWC-21	0.18	n/a	2/18/2026	1.3	Yes	182	88.46	n/a	0.00005926	NP Inter (NDs) 1 of 2
Boron (mg/L)	SGWC-22	0.18	n/a	2/19/2026	0.38	Yes	182	88.46	n/a	0.00005926	NP Inter (NDs) 1 of 2
Boron (mg/L)	SGWC-23	0.18	n/a	2/19/2026	0.3	Yes	182	88.46	n/a	0.00005926	NP Inter (NDs) 1 of 2
Calcium (mg/L)	SGWC-8	23	n/a	2/19/2026	39	Yes	182	0	n/a	0.00005926	NP Inter (normality) 1 of 2
Calcium (mg/L)	SGWC-9	23	n/a	2/25/2026	29	Yes	182	0	n/a	0.00005926	NP Inter (normality) 1 of 2
Calcium (mg/L)	SGWC-12	23	n/a	2/18/2026	27	Yes	182	0	n/a	0.00005926	NP Inter (normality) 1 of 2
Calcium (mg/L)	SGWC-13	23	n/a	2/18/2026	34	Yes	182	0	n/a	0.00005926	NP Inter (normality) 1 of 2
Calcium (mg/L)	SGWC-14	23	n/a	2/19/2026	30	Yes	182	0	n/a	0.00005926	NP Inter (normality) 1 of 2
Calcium (mg/L)	SGWC-17	23	n/a	2/18/2026	77	Yes	182	0	n/a	0.00005926	NP Inter (normality) 1 of 2
Calcium (mg/L)	SGWC-19	23	n/a	2/18/2026	38	Yes	182	0	n/a	0.00005926	NP Inter (normality) 1 of 2
Calcium (mg/L)	SGWC-21	23	n/a	2/18/2026	42	Yes	182	0	n/a	0.00005926	NP Inter (normality) 1 of 2
Chloride (mg/L)	SGWC-7	3.353	n/a	2/20/2026	3.9	Yes	182	0	x^(1/3)	0.000418	Param Inter 1 of 2
Chloride (mg/L)	SGWC-8	3.353	n/a	2/19/2026	15	Yes	182	0	x^(1/3)	0.000418	Param Inter 1 of 2
Chloride (mg/L)	SGWC-9	3.353	n/a	2/25/2026	17	Yes	182	0	x^(1/3)	0.000418	Param Inter 1 of 2
Chloride (mg/L)	SGWC-11	3.353	n/a	2/18/2026	12	Yes	182	0	x^(1/3)	0.000418	Param Inter 1 of 2
Chloride (mg/L)	SGWC-12	3.353	n/a	2/18/2026	9.6	Yes	182	0	x^(1/3)	0.000418	Param Inter 1 of 2
Chloride (mg/L)	SGWC-13	3.353	n/a	2/18/2026	17	Yes	182	0	x^(1/3)	0.000418	Param Inter 1 of 2
Chloride (mg/L)	SGWC-14	3.353	n/a	2/19/2026	19	Yes	182	0	x^(1/3)	0.000418	Param Inter 1 of 2
Chloride (mg/L)	SGWC-15	3.353	n/a	2/17/2026	15	Yes	182	0	x^(1/3)	0.000418	Param Inter 1 of 2
Chloride (mg/L)	SGWC-16	3.353	n/a	2/18/2026	10	Yes	182	0	x^(1/3)	0.000418	Param Inter 1 of 2
Chloride (mg/L)	SGWC-17	3.353	n/a	2/18/2026	7.7	Yes	182	0	x^(1/3)	0.000418	Param Inter 1 of 2
Chloride (mg/L)	SGWC-19	3.353	n/a	2/18/2026	9.8	Yes	182	0	x^(1/3)	0.000418	Param Inter 1 of 2
Chloride (mg/L)	SGWC-20	3.353	n/a	2/17/2026	8.2	Yes	182	0	x^(1/3)	0.000418	Param Inter 1 of 2
Chloride (mg/L)	SGWC-21	3.353	n/a	2/18/2026	5	Yes	182	0	x^(1/3)	0.000418	Param Inter 1 of 2
Chloride (mg/L)	SGWC-22	3.353	n/a	2/19/2026	8.6	Yes	182	0	x^(1/3)	0.000418	Param Inter 1 of 2
Chloride (mg/L)	SGWC-23	3.353	n/a	2/19/2026	7.3	Yes	182	0	x^(1/3)	0.000418	Param Inter 1 of 2
Fluoride (mg/L)	SGWC-7	0.24	n/a	2/20/2026	0.31	Yes	209	55.02	n/a	0.00004906	NP Inter (NDs) 1 of 2
Fluoride (mg/L)	SGWC-8	0.24	n/a	2/19/2026	0.75	Yes	209	55.02	n/a	0.00004906	NP Inter (NDs) 1 of 2
Fluoride (mg/L)	SGWC-11	0.24	n/a	2/18/2026	0.31	Yes	209	55.02	n/a	0.00004906	NP Inter (NDs) 1 of 2
Fluoride (mg/L)	SGWC-15	0.24	n/a	2/17/2026	0.3	Yes	209	55.02	n/a	0.00004906	NP Inter (NDs) 1 of 2
Fluoride (mg/L)	SGWC-19	0.24	n/a	2/18/2026	0.29	Yes	209	55.02	n/a	0.00004906	NP Inter (NDs) 1 of 2
Fluoride (mg/L)	SGWC-20	0.24	n/a	2/17/2026	0.47	Yes	209	55.02	n/a	0.00004906	NP Inter (NDs) 1 of 2
Fluoride (mg/L)	SGWC-21	0.24	n/a	2/18/2026	0.29	Yes	209	55.02	n/a	0.00004906	NP Inter (NDs) 1 of 2
pH, Field (SU)	SGWC-15	7.01	5.09	2/17/2026	4.75	Yes	219	0	n/a	0.00009812	NP Inter (normality) 1 of 2
pH, Field (SU)	SGWC-20	7.01	5.09	2/17/2026	4.22	Yes	219	0	n/a	0.00009812	NP Inter (normality) 1 of 2
Sulfate (mg/L)	SGWC-7	3.75	n/a	2/20/2026	5.3	Yes	182	47.25	n/a	0.00005926	NP Inter (normality) 1 of 2
Sulfate (mg/L)	SGWC-8	3.75	n/a	2/19/2026	35	Yes	182	47.25	n/a	0.00005926	NP Inter (normality) 1 of 2
Sulfate (mg/L)	SGWC-9	3.75	n/a	2/25/2026	110	Yes	182	47.25	n/a	0.00005926	NP Inter (normality) 1 of 2
Sulfate (mg/L)	SGWC-11	3.75	n/a	2/18/2026	48	Yes	182	47.25	n/a	0.00005926	NP Inter (normality) 1 of 2
Sulfate (mg/L)	SGWC-12	3.75	n/a	2/18/2026	110	Yes	182	47.25	n/a	0.00005926	NP Inter (normality) 1 of 2
Sulfate (mg/L)	SGWC-13	3.75	n/a	2/18/2026	170	Yes	182	47.25	n/a	0.00005926	NP Inter (normality) 1 of 2
Sulfate (mg/L)	SGWC-14	3.75	n/a	2/19/2026	220	Yes	182	47.25	n/a	0.00005926	NP Inter (normality) 1 of 2
Sulfate (mg/L)	SGWC-15	3.75	n/a	2/17/2026	230	Yes	182	47.25	n/a	0.00005926	NP Inter (normality) 1 of 2
Sulfate (mg/L)	SGWC-16	3.75	n/a	2/18/2026	96	Yes	182	47.25	n/a	0.00005926	NP Inter (normality) 1 of 2
Sulfate (mg/L)	SGWC-17	3.75	n/a	2/18/2026	350	Yes	182	47.25	n/a	0.00005926	NP Inter (normality) 1 of 2
Sulfate (mg/L)	SGWC-19	3.75	n/a	2/18/2026	270	Yes	182	47.25	n/a	0.00005926	NP Inter (normality) 1 of 2

Interwell Prediction Limits - Significant Results

Plant Scherer Client: Southern Company Data: Scherer AP Printed 4/7/2026, 9:09 AM

Constituent	Well	Upper Lim.	Lower Lim.	Date	Observ.	Sig.	Bg N	%NDs	Transform	Alpha	Method
Sulfate (mg/L)	**SGWC-20**	**3.75**	**n/a**	**2/17/2026**	**310**	**Yes**	**182**	**47.25**	**n/a**	**0.00005926**	**NP Inter (normality) 1 of 2**
Sulfate (mg/L)	**SGWC-21**	**3.75**	**n/a**	**2/18/2026**	**100**	**Yes**	**182**	**47.25**	**n/a**	**0.00005926**	**NP Inter (normality) 1 of 2**
Sulfate (mg/L)	**SGWC-22**	**3.75**	**n/a**	**2/19/2026**	**62**	**Yes**	**182**	**47.25**	**n/a**	**0.00005926**	**NP Inter (normality) 1 of 2**
Sulfate (mg/L)	**SGWC-23**	**3.75**	**n/a**	**2/19/2026**	**41**	**Yes**	**182**	**47.25**	**n/a**	**0.00005926**	**NP Inter (normality) 1 of 2**
TDS (mg/L)	**SGWC-8**	**210**	**n/a**	**2/19/2026**	**310**	**Yes**	**182**	**0.5495**	**n/a**	**0.00005926**	**NP Inter (normality) 1 of 2**
TDS (mg/L)	**SGWC-9**	**210**	**n/a**	**2/25/2026**	**350**	**Yes**	**182**	**0.5495**	**n/a**	**0.00005926**	**NP Inter (normality) 1 of 2**
TDS (mg/L)	**SGWC-12**	**210**	**n/a**	**2/18/2026**	**300**	**Yes**	**182**	**0.5495**	**n/a**	**0.00005926**	**NP Inter (normality) 1 of 2**
TDS (mg/L)	**SGWC-13**	**210**	**n/a**	**2/18/2026**	**350**	**Yes**	**182**	**0.5495**	**n/a**	**0.00005926**	**NP Inter (normality) 1 of 2**
TDS (mg/L)	**SGWC-14**	**210**	**n/a**	**2/19/2026**	**370**	**Yes**	**182**	**0.5495**	**n/a**	**0.00005926**	**NP Inter (normality) 1 of 2**
TDS (mg/L)	**SGWC-15**	**210**	**n/a**	**2/17/2026**	**320**	**Yes**	**182**	**0.5495**	**n/a**	**0.00005926**	**NP Inter (normality) 1 of 2**
TDS (mg/L)	**SGWC-17**	**210**	**n/a**	**2/18/2026**	**610**	**Yes**	**182**	**0.5495**	**n/a**	**0.00005926**	**NP Inter (normality) 1 of 2**
TDS (mg/L)	**SGWC-19**	**210**	**n/a**	**2/18/2026**	**450**	**Yes**	**182**	**0.5495**	**n/a**	**0.00005926**	**NP Inter (normality) 1 of 2**
TDS (mg/L)	**SGWC-20**	**210**	**n/a**	**2/17/2026**	**400**	**Yes**	**182**	**0.5495**	**n/a**	**0.00005926**	**NP Inter (normality) 1 of 2**
TDS (mg/L)	**SGWC-21**	**210**	**n/a**	**2/18/2026**	**420**	**Yes**	**182**	**0.5495**	**n/a**	**0.00005926**	**NP Inter (normality) 1 of 2**

Interwell Prediction Limits - All Results

Plant Scherer Client: Southern Company Data: Scherer AP Printed 4/7/2026, 9:09 AM

Constituent	Well	Upper Lim.	Lower Lim.	Date	Observ.	Sig.	Bg N	%NDs	Transform	Alpha	Method
Boron (mg/L)	SGWC-6	0.18	n/a	2/19/2026	0.08ND	No	182	88.46	n/a	0.00005926	NP Inter (NDs) 1 of 2
Boron (mg/L)	SGWC-7	0.18	n/a	2/20/2026	0.08ND	No	182	88.46	n/a	0.00005926	NP Inter (NDs) 1 of 2
Boron (mg/L)	SGWC-8	0.18	n/a	2/19/2026	0.08ND	No	182	88.46	n/a	0.00005926	NP Inter (NDs) 1 of 2
Boron (mg/L)	**SGWC-9**	**0.18**	**n/a**	**2/25/2026**	**1.3**	**Yes**	**182**	**88.46**	**n/a**	**0.00005926**	**NP Inter (NDs) 1 of 2**
Boron (mg/L)	**SGWC-11**	**0.18**	**n/a**	**2/18/2026**	**0.98**	**Yes**	**182**	**88.46**	**n/a**	**0.00005926**	**NP Inter (NDs) 1 of 2**
Boron (mg/L)	SGWC-12	0.18	n/a	2/18/2026	0.08ND	No	182	88.46	n/a	0.00005926	NP Inter (NDs) 1 of 2
Boron (mg/L)	**SGWC-13**	**0.18**	**n/a**	**2/18/2026**	**1.2**	**Yes**	**182**	**88.46**	**n/a**	**0.00005926**	**NP Inter (NDs) 1 of 2**
Boron (mg/L)	**SGWC-14**	**0.18**	**n/a**	**2/19/2026**	**1.5**	**Yes**	**182**	**88.46**	**n/a**	**0.00005926**	**NP Inter (NDs) 1 of 2**
Boron (mg/L)	**SGWC-15**	**0.18**	**n/a**	**2/17/2026**	**1.4**	**Yes**	**182**	**88.46**	**n/a**	**0.00005926**	**NP Inter (NDs) 1 of 2**
Boron (mg/L)	**SGWC-16**	**0.18**	**n/a**	**2/18/2026**	**0.89**	**Yes**	**182**	**88.46**	**n/a**	**0.00005926**	**NP Inter (NDs) 1 of 2**
Boron (mg/L)	**SGWC-17**	**0.18**	**n/a**	**2/18/2026**	**0.47**	**Yes**	**182**	**88.46**	**n/a**	**0.00005926**	**NP Inter (NDs) 1 of 2**
Boron (mg/L)	**SGWC-19**	**0.18**	**n/a**	**2/18/2026**	**2**	**Yes**	**182**	**88.46**	**n/a**	**0.00005926**	**NP Inter (NDs) 1 of 2**
Boron (mg/L)	**SGWC-20**	**0.18**	**n/a**	**2/17/2026**	**1.7**	**Yes**	**182**	**88.46**	**n/a**	**0.00005926**	**NP Inter (NDs) 1 of 2**
Boron (mg/L)	**SGWC-21**	**0.18**	**n/a**	**2/18/2026**	**1.3**	**Yes**	**182**	**88.46**	**n/a**	**0.00005926**	**NP Inter (NDs) 1 of 2**
Boron (mg/L)	**SGWC-22**	**0.18**	**n/a**	**2/19/2026**	**0.38**	**Yes**	**182**	**88.46**	**n/a**	**0.00005926**	**NP Inter (NDs) 1 of 2**
Boron (mg/L)	**SGWC-23**	**0.18**	**n/a**	**2/19/2026**	**0.3**	**Yes**	**182**	**88.46**	**n/a**	**0.00005926**	**NP Inter (NDs) 1 of 2**
Calcium (mg/L)	SGWC-6	23	n/a	2/19/2026	15	No	182	0	n/a	0.00005926	NP Inter (normality) 1 of 2
Calcium (mg/L)	SGWC-7	23	n/a	2/20/2026	17	No	182	0	n/a	0.00005926	NP Inter (normality) 1 of 2
Calcium (mg/L)	**SGWC-8**	**23**	**n/a**	**2/19/2026**	**39**	**Yes**	**182**	**0**	**n/a**	**0.00005926**	**NP Inter (normality) 1 of 2**
Calcium (mg/L)	**SGWC-9**	**23**	**n/a**	**2/25/2026**	**29**	**Yes**	**182**	**0**	**n/a**	**0.00005926**	**NP Inter (normality) 1 of 2**
Calcium (mg/L)	SGWC-11	23	n/a	2/18/2026	4.5	No	182	0	n/a	0.00005926	NP Inter (normality) 1 of 2
Calcium (mg/L)	**SGWC-12**	**23**	**n/a**	**2/18/2026**	**27**	**Yes**	**182**	**0**	**n/a**	**0.00005926**	**NP Inter (normality) 1 of 2**
Calcium (mg/L)	**SGWC-13**	**23**	**n/a**	**2/18/2026**	**34**	**Yes**	**182**	**0**	**n/a**	**0.00005926**	**NP Inter (normality) 1 of 2**
Calcium (mg/L)	**SGWC-14**	**23**	**n/a**	**2/19/2026**	**30**	**Yes**	**182**	**0**	**n/a**	**0.00005926**	**NP Inter (normality) 1 of 2**
Calcium (mg/L)	SGWC-15	23	n/a	2/17/2026	16	No	182	0	n/a	0.00005926	NP Inter (normality) 1 of 2
Calcium (mg/L)	SGWC-16	23	n/a	2/18/2026	2.1	No	182	0	n/a	0.00005926	NP Inter (normality) 1 of 2
Calcium (mg/L)	**SGWC-17**	**23**	**n/a**	**2/18/2026**	**77**	**Yes**	**182**	**0**	**n/a**	**0.00005926**	**NP Inter (normality) 1 of 2**
Calcium (mg/L)	**SGWC-19**	**23**	**n/a**	**2/18/2026**	**38**	**Yes**	**182**	**0**	**n/a**	**0.00005926**	**NP Inter (normality) 1 of 2**
Calcium (mg/L)	SGWC-20	23	n/a	2/17/2026	19	No	182	0	n/a	0.00005926	NP Inter (normality) 1 of 2
Calcium (mg/L)	**SGWC-21**	**23**	**n/a**	**2/18/2026**	**42**	**Yes**	**182**	**0**	**n/a**	**0.00005926**	**NP Inter (normality) 1 of 2**
Calcium (mg/L)	SGWC-22	23	n/a	2/19/2026	22	No	182	0	n/a	0.00005926	NP Inter (normality) 1 of 2
Calcium (mg/L)	SGWC-23	23	n/a	2/19/2026	18	No	182	0	n/a	0.00005926	NP Inter (normality) 1 of 2
Chloride (mg/L)	SGWC-6	3.353	n/a	2/19/2026	3.2	No	182	0	x^(1/3)	0.000418	Param Inter 1 of 2
Chloride (mg/L)	**SGWC-7**	**3.353**	**n/a**	**2/20/2026**	**3.9**	**Yes**	**182**	**0**	**x^(1/3)**	**0.000418**	**Param Inter 1 of 2**
Chloride (mg/L)	**SGWC-8**	**3.353**	**n/a**	**2/19/2026**	**15**	**Yes**	**182**	**0**	**x^(1/3)**	**0.000418**	**Param Inter 1 of 2**
Chloride (mg/L)	**SGWC-9**	**3.353**	**n/a**	**2/25/2026**	**17**	**Yes**	**182**	**0**	**x^(1/3)**	**0.000418**	**Param Inter 1 of 2**
Chloride (mg/L)	**SGWC-11**	**3.353**	**n/a**	**2/18/2026**	**12**	**Yes**	**182**	**0**	**x^(1/3)**	**0.000418**	**Param Inter 1 of 2**
Chloride (mg/L)	**SGWC-12**	**3.353**	**n/a**	**2/18/2026**	**9.6**	**Yes**	**182**	**0**	**x^(1/3)**	**0.000418**	**Param Inter 1 of 2**
Chloride (mg/L)	**SGWC-13**	**3.353**	**n/a**	**2/18/2026**	**17**	**Yes**	**182**	**0**	**x^(1/3)**	**0.000418**	**Param Inter 1 of 2**
Chloride (mg/L)	**SGWC-14**	**3.353**	**n/a**	**2/19/2026**	**19**	**Yes**	**182**	**0**	**x^(1/3)**	**0.000418**	**Param Inter 1 of 2**
Chloride (mg/L)	**SGWC-15**	**3.353**	**n/a**	**2/17/2026**	**15**	**Yes**	**182**	**0**	**x^(1/3)**	**0.000418**	**Param Inter 1 of 2**
Chloride (mg/L)	**SGWC-16**	**3.353**	**n/a**	**2/18/2026**	**10**	**Yes**	**182**	**0**	**x^(1/3)**	**0.000418**	**Param Inter 1 of 2**
Chloride (mg/L)	**SGWC-17**	**3.353**	**n/a**	**2/18/2026**	**7.7**	**Yes**	**182**	**0**	**x^(1/3)**	**0.000418**	**Param Inter 1 of 2**
Chloride (mg/L)	**SGWC-19**	**3.353**	**n/a**	**2/18/2026**	**9.8**	**Yes**	**182**	**0**	**x^(1/3)**	**0.000418**	**Param Inter 1 of 2**
Chloride (mg/L)	**SGWC-20**	**3.353**	**n/a**	**2/17/2026**	**8.2**	**Yes**	**182**	**0**	**x^(1/3)**	**0.000418**	**Param Inter 1 of 2**
Chloride (mg/L)	**SGWC-21**	**3.353**	**n/a**	**2/18/2026**	**5**	**Yes**	**182**	**0**	**x^(1/3)**	**0.000418**	**Param Inter 1 of 2**
Chloride (mg/L)	**SGWC-22**	**3.353**	**n/a**	**2/19/2026**	**8.6**	**Yes**	**182**	**0**	**x^(1/3)**	**0.000418**	**Param Inter 1 of 2**
Chloride (mg/L)	**SGWC-23**	**3.353**	**n/a**	**2/19/2026**	**7.3**	**Yes**	**182**	**0**	**x^(1/3)**	**0.000418**	**Param Inter 1 of 2**
Fluoride (mg/L)	SGWC-6	0.24	n/a	2/19/2026	0.18J	No	209	55.02	n/a	0.00004906	NP Inter (NDs) 1 of 2
Fluoride (mg/L)	**SGWC-7**	**0.24**	**n/a**	**2/20/2026**	**0.31**	**Yes**	**209**	**55.02**	**n/a**	**0.00004906**	**NP Inter (NDs) 1 of 2**
Fluoride (mg/L)	**SGWC-8**	**0.24**	**n/a**	**2/19/2026**	**0.75**	**Yes**	**209**	**55.02**	**n/a**	**0.00004906**	**NP Inter (NDs) 1 of 2**
Fluoride (mg/L)	SGWC-9	0.24	n/a	2/25/2026	0.083J	No	209	55.02	n/a	0.00004906	NP Inter (NDs) 1 of 2
Fluoride (mg/L)	**SGWC-11**	**0.24**	**n/a**	**2/18/2026**	**0.31**	**Yes**	**209**	**55.02**	**n/a**	**0.00004906**	**NP Inter (NDs) 1 of 2**
Fluoride (mg/L)	SGWC-12	0.24	n/a	2/18/2026	0.2	No	209	55.02	n/a	0.00004906	NP Inter (NDs) 1 of 2
Fluoride (mg/L)	SGWC-13	0.24	n/a	2/18/2026	0.18J	No	209	55.02	n/a	0.00004906	NP Inter (NDs) 1 of 2

Interwell Prediction Limits - All Results

Plant Scherer Client: Southern Company Data: Scherer AP Printed 4/7/2026, 9:09 AM

Constituent	Well	Upper Lim.	Lower Lim.	Date	Observ.	Sig.	Bg N	%NDs	Transform	Alpha	Method
Fluoride (mg/L)	SGWC-14	0.24	n/a	2/19/2026	0.14J	No	209	55.02	n/a	0.00004906	NP Inter (NDs) 1 of 2
Fluoride (mg/L)	**SGWC-15**	**0.24**	**n/a**	**2/17/2026**	**0.3**	**Yes**	**209**	**55.02**	**n/a**	**0.00004906**	**NP Inter (NDs) 1 of 2**
Fluoride (mg/L)	SGWC-16	0.24	n/a	2/18/2026	0.17J	No	209	55.02	n/a	0.00004906	NP Inter (NDs) 1 of 2
Fluoride (mg/L)	SGWC-17	0.24	n/a	2/18/2026	0.2	No	209	55.02	n/a	0.00004906	NP Inter (NDs) 1 of 2
Fluoride (mg/L)	**SGWC-19**	**0.24**	**n/a**	**2/18/2026**	**0.29**	**Yes**	**209**	**55.02**	**n/a**	**0.00004906**	**NP Inter (NDs) 1 of 2**
Fluoride (mg/L)	**SGWC-20**	**0.24**	**n/a**	**2/17/2026**	**0.47**	**Yes**	**209**	**55.02**	**n/a**	**0.00004906**	**NP Inter (NDs) 1 of 2**
Fluoride (mg/L)	**SGWC-21**	**0.24**	**n/a**	**2/18/2026**	**0.29**	**Yes**	**209**	**55.02**	**n/a**	**0.00004906**	**NP Inter (NDs) 1 of 2**
Fluoride (mg/L)	SGWC-22	0.24	n/a	2/19/2026	0.19J	No	209	55.02	n/a	0.00004906	NP Inter (NDs) 1 of 2
Fluoride (mg/L)	SGWC-23	0.24	n/a	2/19/2026	0.24	No	209	55.02	n/a	0.00004906	NP Inter (NDs) 1 of 2
pH, Field (SU)	SGWC-6	7.01	5.09	2/19/2026	6.15	No	219	0	n/a	0.00009812	NP Inter (normality) 1 of 2
pH, Field (SU)	SGWC-7	7.01	5.09	2/20/2026	6.46	No	219	0	n/a	0.00009812	NP Inter (normality) 1 of 2
pH, Field (SU)	SGWC-8	7.01	5.09	2/19/2026	6.53	No	219	0	n/a	0.00009812	NP Inter (normality) 1 of 2
pH, Field (SU)	SGWC-9	7.01	5.09	2/25/2026	6.26	No	219	0	n/a	0.00009812	NP Inter (normality) 1 of 2
pH, Field (SU)	SGWC-11	7.01	5.09	2/18/2026	5.27	No	219	0	n/a	0.00009812	NP Inter (normality) 1 of 2
pH, Field (SU)	SGWC-12	7.01	5.09	2/18/2026	6.05	No	219	0	n/a	0.00009812	NP Inter (normality) 1 of 2
pH, Field (SU)	SGWC-13	7.01	5.09	2/18/2026	5.91	No	219	0	n/a	0.00009812	NP Inter (normality) 1 of 2
pH, Field (SU)	SGWC-14	7.01	5.09	2/19/2026	5.48	No	219	0	n/a	0.00009812	NP Inter (normality) 1 of 2
pH, Field (SU)	**SGWC-15**	**7.01**	**5.09**	**2/17/2026**	**4.75**	**Yes**	**219**	**0**	**n/a**	**0.00009812**	**NP Inter (normality) 1 of 2**
pH, Field (SU)	SGWC-16	7.01	5.09	2/18/2026	5.14	No	219	0	n/a	0.00009812	NP Inter (normality) 1 of 2
pH, Field (SU)	SGWC-17	7.01	5.09	2/18/2026	6.2	No	219	0	n/a	0.00009812	NP Inter (normality) 1 of 2
pH, Field (SU)	SGWC-19	7.01	5.09	2/18/2026	5.62	No	219	0	n/a	0.00009812	NP Inter (normality) 1 of 2
pH, Field (SU)	**SGWC-20**	**7.01**	**5.09**	**2/17/2026**	**4.22**	**Yes**	**219**	**0**	**n/a**	**0.00009812**	**NP Inter (normality) 1 of 2**
pH, Field (SU)	SGWC-21	7.01	5.09	2/18/2026	6.36	No	219	0	n/a	0.00009812	NP Inter (normality) 1 of 2
pH, Field (SU)	SGWC-22	7.01	5.09	2/19/2026	5.73	No	219	0	n/a	0.00009812	NP Inter (normality) 1 of 2
pH, Field (SU)	SGWC-23	7.01	5.09	2/19/2026	5.96	No	219	0	n/a	0.00009812	NP Inter (normality) 1 of 2
Sulfate (mg/L)	SGWC-6	3.75	n/a	2/19/2026	1ND	No	182	47.25	n/a	0.00005926	NP Inter (normality) 1 of 2
Sulfate (mg/L)	**SGWC-7**	**3.75**	**n/a**	**2/20/2026**	**5.3**	**Yes**	**182**	**47.25**	**n/a**	**0.00005926**	**NP Inter (normality) 1 of 2**
Sulfate (mg/L)	**SGWC-8**	**3.75**	**n/a**	**2/19/2026**	**35**	**Yes**	**182**	**47.25**	**n/a**	**0.00005926**	**NP Inter (normality) 1 of 2**
Sulfate (mg/L)	**SGWC-9**	**3.75**	**n/a**	**2/25/2026**	**110**	**Yes**	**182**	**47.25**	**n/a**	**0.00005926**	**NP Inter (normality) 1 of 2**
Sulfate (mg/L)	**SGWC-11**	**3.75**	**n/a**	**2/18/2026**	**48**	**Yes**	**182**	**47.25**	**n/a**	**0.00005926**	**NP Inter (normality) 1 of 2**
Sulfate (mg/L)	**SGWC-12**	**3.75**	**n/a**	**2/18/2026**	**110**	**Yes**	**182**	**47.25**	**n/a**	**0.00005926**	**NP Inter (normality) 1 of 2**
Sulfate (mg/L)	**SGWC-13**	**3.75**	**n/a**	**2/18/2026**	**170**	**Yes**	**182**	**47.25**	**n/a**	**0.00005926**	**NP Inter (normality) 1 of 2**
Sulfate (mg/L)	**SGWC-14**	**3.75**	**n/a**	**2/19/2026**	**220**	**Yes**	**182**	**47.25**	**n/a**	**0.00005926**	**NP Inter (normality) 1 of 2**
Sulfate (mg/L)	**SGWC-15**	**3.75**	**n/a**	**2/17/2026**	**230**	**Yes**	**182**	**47.25**	**n/a**	**0.00005926**	**NP Inter (normality) 1 of 2**
Sulfate (mg/L)	**SGWC-16**	**3.75**	**n/a**	**2/18/2026**	**96**	**Yes**	**182**	**47.25**	**n/a**	**0.00005926**	**NP Inter (normality) 1 of 2**
Sulfate (mg/L)	**SGWC-17**	**3.75**	**n/a**	**2/18/2026**	**350**	**Yes**	**182**	**47.25**	**n/a**	**0.00005926**	**NP Inter (normality) 1 of 2**
Sulfate (mg/L)	**SGWC-19**	**3.75**	**n/a**	**2/18/2026**	**270**	**Yes**	**182**	**47.25**	**n/a**	**0.00005926**	**NP Inter (normality) 1 of 2**
Sulfate (mg/L)	**SGWC-20**	**3.75**	**n/a**	**2/17/2026**	**310**	**Yes**	**182**	**47.25**	**n/a**	**0.00005926**	**NP Inter (normality) 1 of 2**
Sulfate (mg/L)	**SGWC-21**	**3.75**	**n/a**	**2/18/2026**	**100**	**Yes**	**182**	**47.25**	**n/a**	**0.00005926**	**NP Inter (normality) 1 of 2**
Sulfate (mg/L)	**SGWC-22**	**3.75**	**n/a**	**2/19/2026**	**62**	**Yes**	**182**	**47.25**	**n/a**	**0.00005926**	**NP Inter (normality) 1 of 2**
Sulfate (mg/L)	**SGWC-23**	**3.75**	**n/a**	**2/19/2026**	**41**	**Yes**	**182**	**47.25**	**n/a**	**0.00005926**	**NP Inter (normality) 1 of 2**
TDS (mg/L)	SGWC-6	210	n/a	2/19/2026	150	No	182	0.5495	n/a	0.00005926	NP Inter (normality) 1 of 2
TDS (mg/L)	SGWC-7	210	n/a	2/20/2026	180	No	182	0.5495	n/a	0.00005926	NP Inter (normality) 1 of 2
TDS (mg/L)	**SGWC-8**	**210**	**n/a**	**2/19/2026**	**310**	**Yes**	**182**	**0.5495**	**n/a**	**0.00005926**	**NP Inter (normality) 1 of 2**
TDS (mg/L)	**SGWC-9**	**210**	**n/a**	**2/25/2026**	**350**	**Yes**	**182**	**0.5495**	**n/a**	**0.00005926**	**NP Inter (normality) 1 of 2**
TDS (mg/L)	SGWC-11	210	n/a	2/18/2026	150	No	182	0.5495	n/a	0.00005926	NP Inter (normality) 1 of 2
TDS (mg/L)	**SGWC-12**	**210**	**n/a**	**2/18/2026**	**300**	**Yes**	**182**	**0.5495**	**n/a**	**0.00005926**	**NP Inter (normality) 1 of 2**
TDS (mg/L)	**SGWC-13**	**210**	**n/a**	**2/18/2026**	**350**	**Yes**	**182**	**0.5495**	**n/a**	**0.00005926**	**NP Inter (normality) 1 of 2**
TDS (mg/L)	**SGWC-14**	**210**	**n/a**	**2/19/2026**	**370**	**Yes**	**182**	**0.5495**	**n/a**	**0.00005926**	**NP Inter (normality) 1 of 2**
TDS (mg/L)	**SGWC-15**	**210**	**n/a**	**2/17/2026**	**320**	**Yes**	**182**	**0.5495**	**n/a**	**0.00005926**	**NP Inter (normality) 1 of 2**
TDS (mg/L)	SGWC-16	210	n/a	2/18/2026	190	No	182	0.5495	n/a	0.00005926	NP Inter (normality) 1 of 2
TDS (mg/L)	**SGWC-17**	**210**	**n/a**	**2/18/2026**	**610**	**Yes**	**182**	**0.5495**	**n/a**	**0.00005926**	**NP Inter (normality) 1 of 2**
TDS (mg/L)	**SGWC-19**	**210**	**n/a**	**2/18/2026**	**450**	**Yes**	**182**	**0.5495**	**n/a**	**0.00005926**	**NP Inter (normality) 1 of 2**
TDS (mg/L)	**SGWC-20**	**210**	**n/a**	**2/17/2026**	**400**	**Yes**	**182**	**0.5495**	**n/a**	**0.00005926**	**NP Inter (normality) 1 of 2**
TDS (mg/L)	**SGWC-21**	**210**	**n/a**	**2/18/2026**	**420**	**Yes**	**182**	**0.5495**	**n/a**	**0.00005926**	**NP Inter (normality) 1 of 2**

Interwell Prediction Limits - All Results

Plant Scherer Client: Southern Company Data: Scherer AP Printed 4/7/2026, 9:09 AM

Constituent	Well	Upper Lim.	Lower Lim.	Date	Observ.	Sig.	Bg N	%NDs	Transform	Alpha	Method
TDS (mg/L)	SGWC-22	210	n/a	2/19/2026	170	No	182	0.5495	n/a	0.00005926	NP Inter (normality) 1 of 2
TDS (mg/L)	SGWC-23	210	n/a	2/19/2026	180	No	182	0.5495	n/a	0.00005926	NP Inter (normality) 1 of 2

Sanitas™ v.10.1.06 Software licensed to Groundwater Stats Consulting. UG
Hollow symbols indicate censored values.

Exceeds Limit: SGWC-9, SGWC-11, SGWC-13, SGWC-14, SGWC-15, SGWC-16, SGWC-17, SGWC-19, SGWC-20, SGWC-21...

Prediction Limit

Interwell Non-parametric

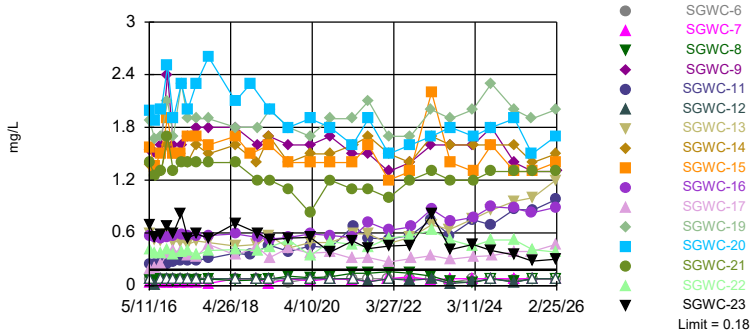

Non-parametric test used in lieu of parametric prediction limit because censored data exceeded 50%. Limit is highest of 182 background values. 88.46% NDs. Annual per-constituent alpha = 0.002131. Individual comparison alpha = 0.00005926 (1 of 2). Comparing 16 points to limit. Assumes 2 future values.

Constituent: Boron Analysis Run 4/7/2026 9:06 AM View: Appendix III Interwell
Plant Scherer Client: Southern Company Data: Scherer AP

Sanitas™ v.10.1.06 Software licensed to Groundwater Stats Consulting. UG

Exceeds Limit: SGWC-8, SGWC-9, SGWC-12, SGWC-13, SGWC-14, SGWC-17, SGWC-19, SGWC-21

Prediction Limit

Interwell Non-parametric

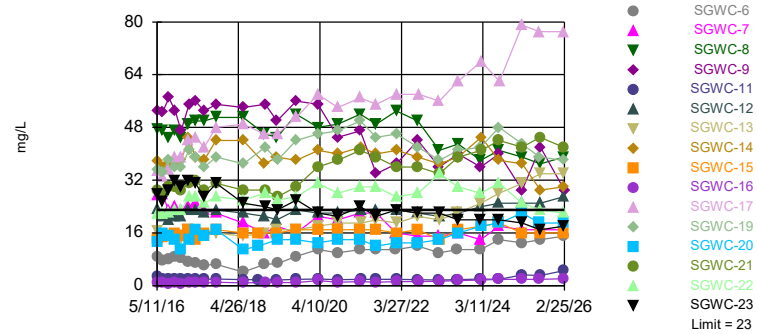

Non-parametric test used in lieu of parametric prediction limit because the Chi Squared normality test showed the data to be non-normal at the 0.01 alpha level. Limit is highest of 182 background values. Annual per-constituent alpha = 0.002131. Individual comparison alpha = 0.00005926 (1 of 2). Comparing 16 points to limit. Assumes 2 future values.

Constituent: Calcium Analysis Run 4/7/2026 9:06 AM View: Appendix III Interwell
Plant Scherer Client: Southern Company Data: Scherer AP

Sanitas™ v.10.1.06 Software licensed to Groundwater Stats Consulting. UG

Exceeds Limit: SGWC-7, SGWC-8, SGWC-9, SGWC-11, SGWC-12, SGWC-13, SGWC-14, SGWC-15, SGWC-16, SGWC-17,..

Prediction Limit

Interwell Parametric

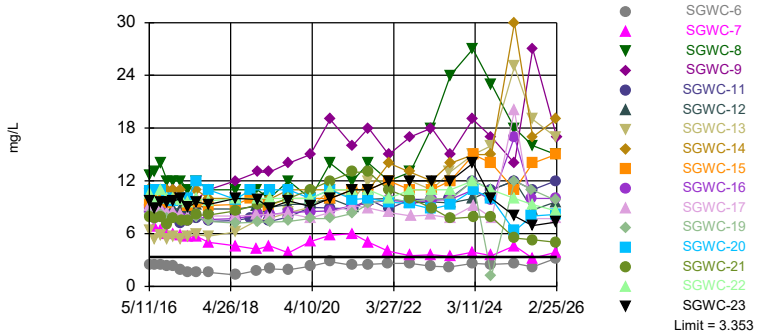

Background Data Summary (based on cube root transformation): Mean=1.25, Std. Dev.=0.1188, n=182. Normality test: Chi Squared @alpha = 0.01, calculated = 10.75, critical = 14.07. Kappa = 2.077 (c=7, w=18, 1 of 2, event alpha = 0.05132). N exceeds UG tables; Kappa based on n=150. Report alpha = 0.007498. Individual comparison alpha = 0.000418. Comparing 16 points to limit. Assumes 2 future values.

Constituent: Chloride Analysis Run 4/7/2026 9:06 AM View: Appendix III Interwell
Plant Scherer Client: Southern Company Data: Scherer AP

Sanitas™ v.10.1.06 Software licensed to Groundwater Stats Consulting. UG
Hollow symbols indicate censored values.

Exceeds Limit: SGWC-7, SGWC-8, SGWC-11, SGWC-15, SGWC-19, SGWC-20, SGWC-21

Prediction Limit

Interwell Non-parametric

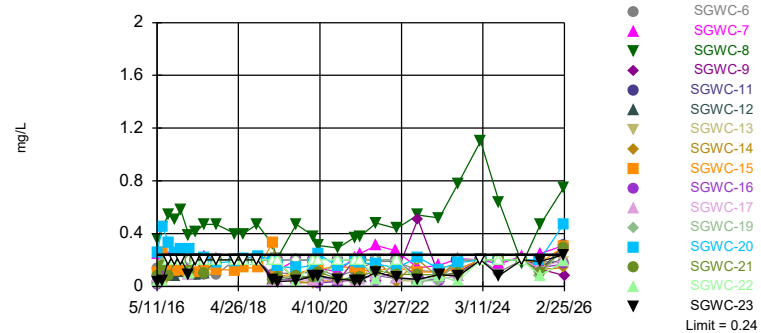

Non-parametric test used in lieu of parametric prediction limit because censored data exceeded 50%. Limit is highest of 209 background values. 55.02% NDs. Annual per-constituent alpha = 0.001765. Individual comparison alpha = 0.00004906 (1 of 2). Comparing 16 points to limit. Assumes 2 future values.

Constituent: Fluoride Analysis Run 4/7/2026 9:06 AM View: Appendix III Interwell
Plant Scherer Client: Southern Company Data: Scherer AP

Sanitas™ v.10.1.06 Software licensed to Groundwater Stats Consulting. UG

Exceeds Limits: SGWC-15, SGWC-20

Prediction Limit

Interwell Non-parametric

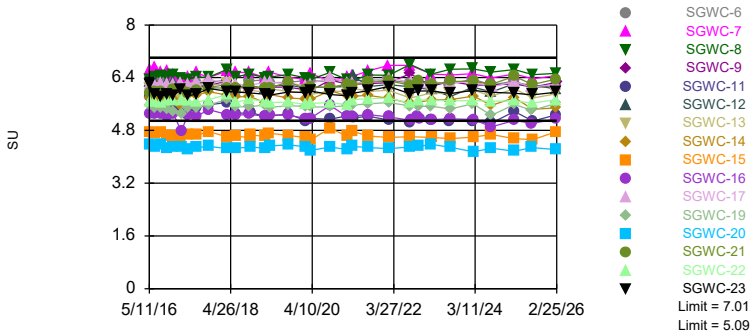

Non-parametric test used in lieu of parametric prediction limit because the Chi Squared normality test showed the data to be non-normal at the 0.01 alpha level. Limits are highest and lowest of 219 background values. Annual per-constituent alpha = 0.003529. Individual comparison alpha = 0.00009812 (1 of 2). Comparing 16 points to limit. Assumes 2 future values.

Constituent: pH, Field Analysis Run 4/7/2026 9:06 AM View: Appendix III Interwell

Plant Scherer Client: Southern Company Data: Scherer AP

Sanitas™ v.10.1.06 Software licensed to Groundwater Stats Consulting. UG

Hollow symbols indicate censored values.

Exceeds Limit: SGWC-7, SGWC-8, SGWC-9, SGWC-11, SGWC-12, SGWC-13, SGWC-14, SGWC-15, SGWC-16, SGWC-17,..

Prediction Limit

Interwell Non-parametric

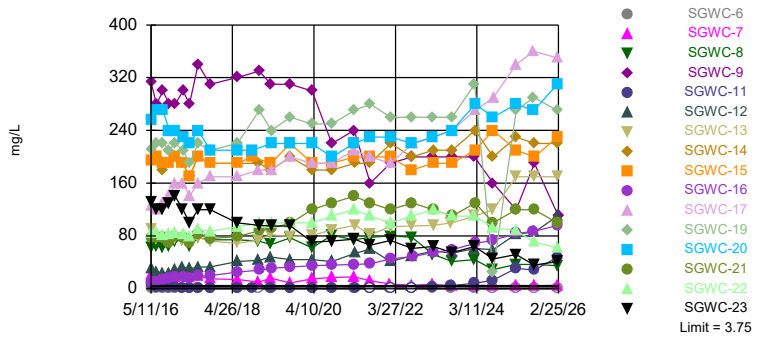

Non-parametric test used in lieu of parametric prediction limit because the Chi Squared normality test showed the data to be non-normal at the 0.01 alpha level. Limit is highest of 182 background values. 47.25% NDs. Annual per-constituent alpha = 0.002131. Individual comparison alpha = 0.00005926 (1 of 2). Comparing 16 points to limit. Assumes 2 future values.

Constituent: Sulfate Analysis Run 4/7/2026 9:06 AM View: Appendix III Interwell

Plant Scherer Client: Southern Company Data: Scherer AP

Sanitas™ v.10.1.06 Software licensed to Groundwater Stats Consulting. UG

Hollow symbols indicate censored values.

Exceeds Limit: SGWC-8, SGWC-9, SGWC-12, SGWC-13, SGWC-14, SGWC-15, SGWC-17, SGWC-19, SGWC-20, SGWC-21

Prediction Limit

Interwell Non-parametric

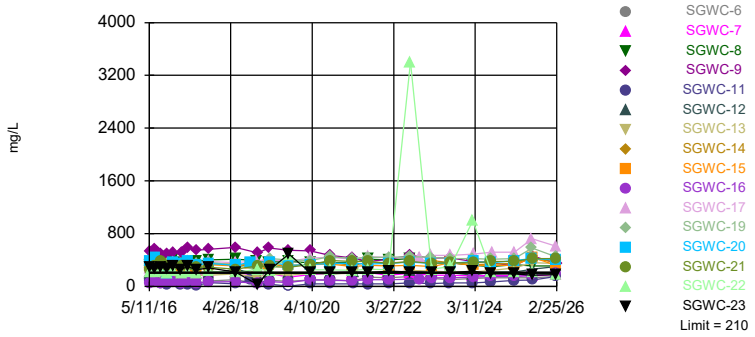

Non-parametric test used in lieu of parametric prediction limit because the Chi Squared normality test showed the data to be non-normal at the 0.01 alpha level. Limit is highest of 182 background values. 0.5495% NDs. Annual per-constituent alpha = 0.002131. Individual comparison alpha = 0.00005926 (1 of 2). Comparing 16 points to limit. Assumes 2 future values.

Constituent: TDS Analysis Run 4/7/2026 9:07 AM View: Appendix III Interwell

Plant Scherer Client: Southern Company Data: Scherer AP

Prediction Limit

Constituent: Boron (mg/L) Analysis Run 4/7/2026 9:09 AM View: Appendix III Interwell

Plant Scherer Client: Southern Company Data: Scherer AP

	SGWA-1 (bg)	SGWA-25 (bg)	SGWA-24 (bg)	SGWA-5 (bg)	SGWA-3 (bg)	SGWA-2 (bg)	SGWC-9	SGWC-12	SGWC-8
5/10/2016	<0.08	<0.08	<0.08	<0.08	<0.08	<0.08			
5/11/2016							1.54	<0.08	0.0678 (J)
5/12/2016									
5/13/2016									
6/23/2016	<0.08		<0.08	<0.08		<0.08			
6/24/2016					0.0109 (J)				
6/27/2016		0.0052 (J)							0.0767 (J)
6/28/2016								0.0054 (J)	
6/29/2016							1.52		
8/16/2016	<0.08		<0.08	<0.08	<0.08	<0.08			
8/17/2016		<0.08							0.067
8/18/2016								<0.08	
8/19/2016									
8/22/2016							1.6		
10/13/2016	<0.08		<0.08						
10/14/2016		<0.08		<0.08	<0.08	<0.08			
10/17/2016								<0.08	0.059
10/18/2016							2.4		
10/19/2016									
12/5/2016			<0.08						
12/6/2016	<0.08	<0.08		<0.08	<0.08	<0.08		<0.08	0.054
12/7/2016							1.6		
12/8/2016									
2/14/2017	<0.08	<0.08	<0.08	<0.08	<0.08	<0.08			0.063
2/15/2017								<0.08	
2/16/2017							1.6		
4/10/2017			<0.08						
4/11/2017	<0.08	<0.08		<0.08	<0.08	<0.08			
4/12/2017								<0.08	0.068
4/13/2017							1.7		
6/26/2017	<0.08		<0.08	<0.08	<0.08	<0.08			
6/27/2017		<0.08					1.8	<0.08	0.067
6/28/2017									
10/10/2017	<0.08		<0.08			<0.08			
10/11/2017		<0.08		<0.08	<0.08			<0.08	
10/12/2017							1.8		0.075
6/5/2018	<0.08	<0.08	<0.08	<0.08		<0.08			
6/6/2018					<0.08		1.8	<0.08	0.059
6/7/2018									
6/8/2018									
10/16/2018									
10/18/2018									
12/13/2018	<0.08	<0.08	<0.08	<0.08	<0.08	<0.08			
12/14/2018								<0.08	0.064
12/17/2018							1.6		
3/28/2019		<0.08		<0.08	<0.08				
3/29/2019	<0.08		<0.08			<0.08			
4/1/2019							1.7	<0.08	0.076
4/2/2019									
9/12/2019				<0.08					
9/13/2019			<0.08						
9/16/2019	0.13	<0.08			0.05	0.089	1.6	<0.08	

ND substitution: RL or RL/2 if <15% NDs.

Prediction Limit

Constituent: Boron (mg/L) Analysis Run 4/7/2026 9:09 AM View: Appendix III Interwell

Plant Scherer Client: Southern Company Data: Scherer AP

	SGWA-1 (bg)	SGWA-25 (bg)	SGWA-24 (bg)	SGWA-5 (bg)	SGWA-3 (bg)	SGWA-2 (bg)	SGWC-9	SGWC-12	SGWC-8
9/17/2019									0.11
9/18/2019									
3/17/2020		<0.08		<0.08	<0.08	<0.08			
3/18/2020	<0.08		<0.08						
3/23/2020									
3/24/2020									
3/25/2020							1.6		0.089
3/26/2020								<0.08	
3/27/2020									
9/14/2020	<0.08	<0.08	<0.08	<0.08	<0.08	<0.08	1.7	<0.08	0.1
9/15/2020									
3/30/2021	0.041 (J)		0.072 (J)			0.045 (J)			
3/31/2021				<0.08	<0.08		1.5		
4/1/2021									0.14
4/6/2021									
4/7/2021		<0.08						<0.08	
8/17/2021	<0.08	<0.08				<0.08			
8/18/2021			<0.08	<0.08	<0.08				0.14
8/19/2021							1.5		
8/20/2021								0.043 (J)	
2/9/2022	<0.08	<0.08		<0.08	<0.08	<0.08			
2/10/2022			<0.08				1.3	<0.08	0.16
2/11/2022									
2/14/2022									
8/17/2022	<0.08					<0.08			
8/18/2022		<0.08	<0.08	<0.08	0.072 (J)		1.4	0.061 (J)	0.14
8/19/2022									
8/22/2022									
8/31/2022									
2/21/2023	<0.08			<0.08	<0.08				
2/22/2023						<0.08	1.6		0.11
2/23/2023		0.1	0.18					0.079 (J)	
8/1/2023	0.029 (J)			0.057 (J)		0.044 (J)			
8/2/2023									
8/7/2023					<0.08		1.6	0.024 (J)	
8/8/2023		<0.08	<0.08						0.046 (J)
2/20/2024	<0.08					<0.08			
2/21/2024			<0.08	<0.08	<0.08		1.6		0.036 (J)
2/23/2024								0.043 (J)	
2/26/2024									
2/27/2024		0.023 (J)							
7/31/2024	<0.08	<0.08	<0.08	<0.08	<0.08	<0.08			
8/1/2024							1.8	<0.08	<0.08
8/2/2024									
8/5/2024									
2/19/2025		<0.08	<0.08				1.4	0.039 (J)	0.042 (J)
2/20/2025	0.033 (J)			0.023 (J)	0.068 (J)	0.032 (J)			
2/21/2025									
7/23/2025									
7/24/2025	<0.08				<0.08	<0.08			
7/28/2025			<0.08						
7/29/2025									

ND substitution: RL or RL/2 if <15% NDs.

Prediction Limit

Constituent: Boron (mg/L) Analysis Run 4/7/2026 9:09 AM View: Appendix III Interwell

Plant Scherer Client: Southern Company Data: Scherer AP

	SGWA-1 (bg)	SGWA-25 (bg)	SGWA-24 (bg)	SGWA-5 (bg)	SGWA-3 (bg)	SGWA-2 (bg)	SGWC-9	SGWC-12	SGWC-8
7/30/2025		<0.08					1.3		<0.08
7/31/2025				<0.08				<0.08	
2/17/2026									
2/18/2026								<0.08	
2/19/2026			<0.08		<0.08				<0.08
2/20/2026		<0.08				<0.08			
2/25/2026							1.3		
3/2/2026	<0.08			<0.08					

ND substitution: RL or RL/2 if <15% NDs.

Prediction Limit

Constituent: Boron (mg/L) Analysis Run 4/7/2026 9:09 AM View: Appendix III Interwell

Plant Scherer Client: Southern Company Data: Scherer AP

	SGWC-7	SGWC-6	SGWA-4 (bg)	SGWC-11	SGWC-17	SGWC-20	SGWC-14	SGWC-21	SGWC-13
5/10/2016									
5/11/2016	0.0359 (J)	<0.08	<0.08	0.242					
5/12/2016					0.195	1.99	1.38	1.4	0.599
5/13/2016									
6/23/2016									
6/24/2016			0.0067 (J)						
6/27/2016	0.0354 (J)	0.0051 (J)							
6/28/2016				0.245			1.29		0.52
6/29/2016					0.198	1.88		1.25	
8/16/2016									
8/17/2016	0.039 (J)	<0.08	<0.08	0.26					
8/18/2016					0.24		1.3		0.51
8/19/2016									
8/22/2016						2		1.3	
10/13/2016									
10/14/2016									
10/17/2016		<0.08	<0.08	0.25			1.6		0.58
10/18/2016	0.039 (J)					2.5		1.7	
10/19/2016					0.37				
12/5/2016									
12/6/2016	0.03 (J)	<0.08	<0.08	0.27					0.5
12/7/2016					0.4		1.5	1.3	
12/8/2016						1.9			
2/14/2017	0.031 (J)	<0.08	<0.08						
2/15/2017				0.28	0.38		1.5		0.5
2/16/2017						2.3		1.4	
4/10/2017									
4/11/2017			<0.08						
4/12/2017	0.039 (J)	<0.08		0.29			1.4		0.47
4/13/2017					0.34	2		1.4	
6/26/2017			<0.08						
6/27/2017	0.028 (J)	<0.08		0.29	0.33		1.6		0.51
6/28/2017						2.3		1.4	
10/10/2017									
10/11/2017	0.026 (J)	<0.08	<0.08	0.31			1.5		0.49
10/12/2017					0.47	2.6		1.4	
6/5/2018									
6/6/2018	<0.08	<0.08	<0.08	0.37					
6/7/2018					0.35	2.1	1.6	1.4	0.45
6/8/2018									
10/16/2018				0.35					
10/18/2018						2.3			
12/13/2018			<0.08						
12/14/2018	<0.08	<0.08			0.44		1.4		0.47
12/17/2018								1.2	
3/28/2019			<0.08						
3/29/2019									
4/1/2019	0.025 (J)			0.46			1.7		0.57
4/2/2019		<0.08			0.32	2		1.2	
9/12/2019									
9/13/2019									
9/16/2019		0.04 (J)	<0.08	0.39					

ND substitution: RL or RL/2 if <15% NDs.

Prediction Limit

Constituent: Boron (mg/L) Analysis Run 4/7/2026 9:09 AM View: Appendix III Interwell

Plant Scherer Client: Southern Company Data: Scherer AP

	SGWC-7	SGWC-6	SGWA-4 (bg)	SGWC-11	SGWC-17	SGWC-20	SGWC-14	SGWC-21	SGWC-13
9/17/2019	<0.08				0.43	1.8	1.4	1.1	0.43
9/18/2019									
3/17/2020									
3/18/2020			<0.08						
3/23/2020						1.9		0.83	
3/24/2020					0.37				
3/25/2020		<0.08		0.45					
3/26/2020	0.055 (J)								
3/27/2020							1.5		0.49
9/14/2020	<0.08	<0.08	<0.08	0.43					0.49
9/15/2020					0.38	1.8	1.5	1.2	
3/30/2021						1.6		1.1	
3/31/2021			<0.08						
4/1/2021	0.069 (J)	<0.08			0.31				
4/6/2021							1.6		
4/7/2021				0.68					0.59
8/17/2021			<0.08						
8/18/2021	0.047 (J)	<0.08			0.32			1.1	
8/19/2021				0.54		1.9	1.7		0.59
8/20/2021									
2/9/2022	<0.08	<0.08	<0.08						
2/10/2022				0.53					
2/11/2022					0.27	1.5		1	0.48
2/14/2022							1.5		
8/17/2022									
8/18/2022	0.1		<0.08	0.57					0.55
8/19/2022		<0.08					1.4		
8/22/2022						1.6		1.2	
8/31/2022					0.31				
2/21/2023									
2/22/2023	0.064 (J)	<0.08	<0.08	0.75	0.34	1.7			
2/23/2023							1.7	1.3	0.69
8/1/2023		0.037 (J)							
8/2/2023				0.57					0.64
8/7/2023			<0.08		0.3	1.8			
8/8/2023	<0.08						1.6	1.2	
2/20/2024		<0.08	<0.08						
2/21/2024	<0.08								
2/23/2024				0.75					0.76
2/26/2024					0.33	1.7			
2/27/2024							1.6	1.2	
7/31/2024	<0.08		<0.08						
8/1/2024		<0.08		0.69			1.6		0.86
8/2/2024						1.8		1.3	
8/5/2024					0.34				
2/19/2025	<0.08		0.032 (J)		0.39		1.6		0.96
2/20/2025		0.069 (J)		0.87		1.9		1.3	
2/21/2025									
7/23/2025					0.39				
7/24/2025			<0.08			1.5			
7/28/2025								1.3	
7/29/2025		<0.08							

ND substitution: RL or RL/2 if <15% NDs.

Prediction Limit

Constituent: Boron (mg/L) Analysis Run 4/7/2026 9:09 AM View: Appendix III Interwell

Plant Scherer Client: Southern Company Data: Scherer AP

	SGWC-7	SGWC-6	SGWA-4 (bg)	SGWC-11	SGWC-17	SGWC-20	SGWC-14	SGWC-21	SGWC-13
7/30/2025	<0.08								1
7/31/2025				0.86			1.4		
2/17/2026						1.7			
2/18/2026				0.98	0.47			1.3	1.2
2/19/2026		<0.08	<0.08				1.5		
2/20/2026	<0.08								
2/25/2026									
3/2/2026									

ND substitution: RL or RL/2 if <15% NDs.

Prediction Limit

Constituent: Boron (mg/L) Analysis Run 4/7/2026 9:09 AM View: Appendix III Interwell

Plant Scherer Client: Southern Company Data: Scherer AP

	SGWC-22	SGWC-16	SGWC-23	SGWC-15	SGWC-19
5/10/2016					
5/11/2016					
5/12/2016	0.411	0.562	0.691	1.57	
5/13/2016					1.87
6/23/2016					
6/24/2016					
6/27/2016					
6/28/2016		0.546		1.36	
6/29/2016	0.373		0.557		1.67
8/16/2016					
8/17/2016					
8/18/2016		0.54		1.5	
8/19/2016	0.37		0.58		
8/22/2016					1.7
10/13/2016					
10/14/2016					
10/17/2016					
10/18/2016	0.41	0.55	0.68	1.9	2.1
10/19/2016					
12/5/2016					
12/6/2016					
12/7/2016	0.36	0.56	0.6	1.5	
12/8/2016					1.7
2/14/2017					
2/15/2017			0.82	1.5	
2/16/2017	0.38	0.58			2.3
4/10/2017					
4/11/2017					
4/12/2017				1.7	
4/13/2017	0.4	0.56	0.54		1.9
6/26/2017					
6/27/2017		0.56		1.7	
6/28/2017	0.35		0.59		1.9
10/10/2017					
10/11/2017					
10/12/2017	0.4	0.57	0.54	1.6	1.9
6/5/2018					
6/6/2018					
6/7/2018	0.41	0.59	0.71	1.7	
6/8/2018					1.8
10/16/2018				1.5	
10/18/2018					
12/13/2018					
12/14/2018					
12/17/2018	0.4	0.55	0.6		1.8
3/28/2019					
3/29/2019					
4/1/2019				1.6	
4/2/2019	0.44	0.53	0.52		2
9/12/2019					
9/13/2019					
9/16/2019					

Prediction Limit

Constituent: Boron (mg/L) Analysis Run 4/7/2026 9:09 AM View: Appendix III Interwell

Plant Scherer Client: Southern Company Data: Scherer AP

	SGWC-22	SGWC-16	SGWC-23	SGWC-15	SGWC-19
9/17/2019		0.55		1.4	1.8
9/18/2019	0.52		0.54		
3/17/2020					
3/18/2020					
3/23/2020					1.7
3/24/2020	0.34		0.55		
3/25/2020					
3/26/2020					
3/27/2020		0.59		1.4	
9/14/2020					
9/15/2020	0.5	0.57	0.38	1.4	1.9
3/30/2021					1.9
3/31/2021	0.47		0.51	1.4	
4/1/2021		0.55			
4/6/2021					
4/7/2021					
8/17/2021					
8/18/2021	0.44		0.42		
8/19/2021		0.72		1.6	2.1
8/20/2021					
2/9/2022					
2/10/2022	0.54	0.63	0.45		
2/11/2022				1.2	1.7
2/14/2022					
8/17/2022					
8/18/2022					
8/19/2022				1.3	
8/22/2022	0.57		0.46		1.7
8/31/2022		0.67			
2/21/2023					
2/22/2023					2
2/23/2023	0.63	0.87	0.81	2.2	
8/1/2023					
8/2/2023					
8/7/2023	0.52			1.4	1.9
8/8/2023		0.73	0.41		
2/20/2024					2
2/21/2024	0.45		0.47		
2/23/2024					
2/26/2024		0.78		1.3	
2/27/2024					
7/31/2024					
8/1/2024		0.9		1.6	2.3
8/2/2024	0.52		0.4		
8/5/2024					
2/19/2025		0.88			
2/20/2025	0.52			1.3	
2/21/2025			0.35		2
7/23/2025		0.83			
7/24/2025					1.9
7/28/2025	0.41		0.28		
7/29/2025					

Prediction Limit

Constituent: Boron (mg/L) Analysis Run 4/7/2026 9:09 AM View: Appendix III Interwell

Plant Scherer Client: Southern Company Data: Scherer AP

	SGWC-22	SGWC-16	SGWC-23	SGWC-15	SGWC-19
7/30/2025				1.3	
7/31/2025					
2/17/2026				1.4	
2/18/2026		0.89			2
2/19/2026	0.38		0.3		
2/20/2026					
2/25/2026					
3/2/2026					

Prediction Limit

Constituent: Calcium (mg/L) Analysis Run 4/7/2026 9:09 AM View: Appendix III Interwell

Plant Scherer Client: Southern Company Data: Scherer AP

	SGWA-1 (bg)	SGWA-25 (bg)	SGWA-24 (bg)	SGWA-5 (bg)	SGWA-3 (bg)	SGWA-2 (bg)	SGWC-9	SGWC-12	SGWC-8
5/10/2016	3	11.4	12.3	2.64	6.22	10.1			
5/11/2016							53.1	23.1	47.6
5/12/2016									
5/13/2016									
6/23/2016	2.42		11.3	1.65		8.45			
6/24/2016					5.55				
6/27/2016		9.16							47
6/28/2016								21	
6/29/2016							52.6		
8/16/2016	2.1		11	1.3	5	9.4			
8/17/2016		9.6							45
8/18/2016								20	
8/19/2016									
8/22/2016							57		
10/13/2016	2.7		12						
10/14/2016		11		1.4	5.4	10			
10/17/2016								21	47
10/18/2016							53		
10/19/2016									
12/5/2016			12						
12/6/2016	2.1	11		1.4	4.8	10		21	45
12/7/2016							47		
12/8/2016									
2/14/2017	1.8	12	13	1.4	4.6	11			49
2/15/2017								23	
2/16/2017							55		
4/10/2017			12						
4/11/2017	1.8	11		1.4	5	10			
4/12/2017								23	50
4/13/2017							56		
6/26/2017	1.7		13	1.5	4.9	10			
6/27/2017		9.5					53	22	50
6/28/2017									
10/10/2017	2.3		14			11			
10/11/2017		11		1.6	5.5			23	
10/12/2017							55		51
6/5/2018	2.6	9.7	13	1.5		11			
6/6/2018					4.1		54	22	51
6/7/2018									
6/8/2018									
10/16/2018									
10/18/2018									
12/13/2018	1.7	9.4	12	1.4	4.3	10			
12/14/2018								21	46
12/17/2018							55		
3/28/2019		8.7		1.4	4.8				
3/29/2019	2		12			11			
4/1/2019							50	20	45
4/2/2019									
9/12/2019				1.6					
9/13/2019			14						
9/16/2019	1.7	9.5			5.9	12	56	23	

Prediction Limit

Constituent: Calcium (mg/L) Analysis Run 4/7/2026 9:09 AM View: Appendix III Interwell

Plant Scherer Client: Southern Company Data: Scherer AP

	SGWA-1 (bg)	SGWA-25 (bg)	SGWA-24 (bg)	SGWA-5 (bg)	SGWA-3 (bg)	SGWA-2 (bg)	SGWC-9	SGWC-12	SGWC-8
9/17/2019									52
9/18/2019									
3/17/2020		8.8		1.7	5.3	11			
3/18/2020	1.8		14						
3/23/2020									
3/24/2020									
3/25/2020							55		48
3/26/2020								22	
3/27/2020									
9/14/2020	1.6	9.1	14	1.6	5.7	11	45	22	49
9/15/2020									
3/30/2021	2.2		15			12			
3/31/2021				1.6	5.5		47		
4/1/2021									52
4/6/2021									
4/7/2021		9.5						23	
8/17/2021	1.8	9.6				12			
8/18/2021			14	1.7	5.9				49
8/19/2021							34		
8/20/2021								23	
2/9/2022	1.8	9.3		1.8	6	11			
2/10/2022			15				37	23	53
2/11/2022									
2/14/2022									
8/17/2022	1.9					11			
8/18/2022		9.1	16	1.7	5.9		44	22	50
8/19/2022									
8/22/2022									
8/31/2022									
2/21/2023	2.2			1.8	6.4				
2/22/2023						11	36		41
2/23/2023		9.6	17					21	
8/1/2023	2.3			2.1		12			
8/2/2023									
8/7/2023					6.1		40	22	
8/8/2023		8.9	16						43
2/20/2024	1.7					13			
2/21/2024			16	1.5	5.7		36		38
2/23/2024								24	
2/26/2024									
2/27/2024		11							
7/31/2024	2.2	9.7	20	2.2	6.9	12			
8/1/2024							40	25	41
8/2/2024									
8/5/2024									
2/19/2025		11	18				29	25	39
2/20/2025	2.1			1.8	6.4	12			
2/21/2025									
7/23/2025									
7/24/2025	2.4				5.9	12			
7/28/2025			18						
7/29/2025									

Prediction Limit

Constituent: Calcium (mg/L) Analysis Run 4/7/2026 9:09 AM View: Appendix III Interwell

Plant Scherer Client: Southern Company Data: Scherer AP

	SGWA-1 (bg)	SGWA-25 (bg)	SGWA-24 (bg)	SGWA-5 (bg)	SGWA-3 (bg)	SGWA-2 (bg)	SGWC-9	SGWC-12	SGWC-8
7/30/2025		9.6					42		37
7/31/2025				1.7				25	
2/17/2026									
2/18/2026								27	
2/19/2026			18		6.3				39
2/20/2026		11				12			
2/25/2026							29		
3/2/2026	2.2			1.9					

Prediction Limit

Constituent: Calcium (mg/L) Analysis Run 4/7/2026 9:09 AM View: Appendix III Interwell

Plant Scherer Client: Southern Company Data: Scherer AP

	SGWC-7	SGWC-6	SGWA-4 (bg)	SGWC-11	SGWC-17	SGWC-20	SGWC-14	SGWC-21	SGWC-13
5/10/2016									
5/11/2016	27.2	8.7	14.4	2.91					
5/12/2016					34.8	13.2	37.7	28.7	16.6
5/13/2016									
6/23/2016									
6/24/2016			14.2						
6/27/2016	27.9	7.48							
6/28/2016				2.19			35.8		14.4
6/29/2016					33.1	15.8		27.9	
8/16/2016									
8/17/2016	23	8	15	1.9					
8/18/2016					35		37		15
8/19/2016									
8/22/2016						15		30	
10/13/2016									
10/14/2016									
10/17/2016		8.6	16	2			37		15
10/18/2016	24					14		30	
10/19/2016					39				
12/5/2016									
12/6/2016	23	8.2	15	1.9					14
12/7/2016					39		38	29	
12/8/2016						11			
2/14/2017	24	7.2	17						
2/15/2017				1.9	44		45		17
2/16/2017						14		31	
4/10/2017									
4/11/2017			17						
4/12/2017	25	6.7		1.9			39		16
4/13/2017					45	17		32	
6/26/2017			18						
6/27/2017	23	6.2		1.9	42		38		15
6/28/2017						15		29	
10/10/2017									
10/11/2017	22	6.5	19	2			44		16
10/12/2017					48	17		31	
6/5/2018									
6/6/2018	19	4.2	18	1.8					
6/7/2018					49	11	44	29	15
6/8/2018									
10/16/2018				1.8					
10/18/2018						12			
12/13/2018			18						
12/14/2018	16	6.5			46		37		16
12/17/2018								29	
3/28/2019			17						
3/29/2019									
4/1/2019	18			1.7			39		17
4/2/2019		6.7			46	14		27	
9/12/2019									
9/13/2019									
9/16/2019		8.9	18	1.9					

Prediction Limit

Constituent: Calcium (mg/L) Analysis Run 4/7/2026 9:09 AM View: Appendix III Interwell

Plant Scherer Client: Southern Company Data: Scherer AP

	SGWC-7	SGWC-6	SGWA-4 (bg)	SGWC-11	SGWC-17	SGWC-20	SGWC-14	SGWC-21	SGWC-13
9/17/2019	16				51	14	38	30	17
9/18/2019									
3/17/2020									
3/18/2020			18						
3/23/2020						13		36	
3/24/2020					58				
3/25/2020		11		2					
3/26/2020	21								
3/27/2020							41		18
9/14/2020	20	10	17	1.8					19
9/15/2020					54	14	40	38	
3/30/2021						14		41	
3/31/2021			17						
4/1/2021	22	11			57				
4/6/2021							42		
4/7/2021				1.9					19
8/17/2021			18						
8/18/2021	22	11			55			39	
8/19/2021				1.9		12	40		20
8/20/2021									
2/9/2022	16	11	18						
2/10/2022				1.9					
2/11/2022					58	13		36	19
2/14/2022							41		
8/17/2022									
8/18/2022	15		20	1.8					21
8/19/2022		12					39		
8/22/2022						13		36	
8/31/2022					58				
2/21/2023									
2/22/2023	15	10	20	1.7	56	14			
2/23/2023							37	34	20
8/1/2023		11							
8/2/2023				1.8					22
8/7/2023			21		62	16			
8/8/2023	16						39	39	
2/20/2024		11	23						
2/21/2024	14								
2/23/2024				2					25
2/26/2024					68	18			
2/27/2024							45	41	
7/31/2024	18		21						
8/1/2024		14		1.9			38		28
8/2/2024						19		44	
8/5/2024					62				
2/19/2025	17		21		79		37		31
2/20/2025		13		3.3		22		42	
2/21/2025									
7/23/2025					77				
7/24/2025			20			19			
7/28/2025								45	
7/29/2025		14							

Prediction Limit

Constituent: Calcium (mg/L) Analysis Run 4/7/2026 9:09 AM View: Appendix III Interwell

Plant Scherer Client: Southern Company Data: Scherer AP

	SGWC-7	SGWC-6	SGWA-4 (bg)	SGWC-11	SGWC-17	SGWC-20	SGWC-14	SGWC-21	SGWC-13
7/30/2025	17								34
7/31/2025				3.1			29		
2/17/2026						19			
2/18/2026				4.5	77			42	34
2/19/2026		15	20				30		
2/20/2026	17								
2/25/2026									
3/2/2026									

Prediction Limit

Constituent: Calcium (mg/L) Analysis Run 4/7/2026 9:09 AM View: Appendix III Interwell

Plant Scherer Client: Southern Company Data: Scherer AP

	SGWC-22	SGWC-16	SGWC-23	SGWC-15	SGWC-19
5/10/2016					
5/11/2016					
5/12/2016	21.9	0.75	27.6	14.5	
5/13/2016					35.3
6/23/2016					
6/24/2016					
6/27/2016					
6/28/2016		0.768		14.7	
6/29/2016	21.8		25.6		34.6
8/16/2016					
8/17/2016					
8/18/2016		0.7		15	
8/19/2016	22		29		
8/22/2016					38
10/13/2016					
10/14/2016					
10/17/2016					
10/18/2016	23	0.75	32	16	36
10/19/2016					
12/5/2016					
12/6/2016					
12/7/2016	23	0.73	30	15	
12/8/2016					36
2/14/2017					
2/15/2017			32	17	
2/16/2017	27	0.81			41
4/10/2017					
4/11/2017					
4/12/2017				14	
4/13/2017	27	0.88	31		39
6/26/2017					
6/27/2017		0.76		16	
6/28/2017	25		27		36
10/10/2017					
10/11/2017					
10/12/2017	27	1.1	31	17	39
6/5/2018					
6/6/2018					
6/7/2018	26	0.84	25	16	
6/8/2018					37
10/16/2018				16	
10/18/2018					
12/13/2018					
12/14/2018					
12/17/2018	28	0.94	24		42
3/28/2019					
3/29/2019					
4/1/2019				16	
4/2/2019	26	0.92	23		38
9/12/2019					
9/13/2019					
9/16/2019					

Prediction Limit

Constituent: Calcium (mg/L) Analysis Run 4/7/2026 9:09 AM View: Appendix III Interwell

Plant Scherer Client: Southern Company Data: Scherer AP

	SGWC-22	SGWC-16	SGWC-23	SGWC-15	SGWC-19
9/17/2019		1		17	44
9/18/2019	27		26		
3/17/2020					
3/18/2020					
3/23/2020					46
3/24/2020	31		22		
3/25/2020					
3/26/2020					
3/27/2020		1.5		17	
9/14/2020					
9/15/2020	28	1.1	21	17	47
3/30/2021					50
3/31/2021	30		24	17	
4/1/2021		1.2			
4/6/2021					
4/7/2021					
8/17/2021					
8/18/2021	30		21		
8/19/2021		1.1		17	45
8/20/2021					
2/9/2022					
2/10/2022	27	1.2	23		
2/11/2022				16	46
2/14/2022					
8/17/2022					
8/18/2022					
8/19/2022				17	
8/22/2022	28		22		42
8/31/2022		1.2			
2/21/2023					
2/22/2023					38
2/23/2023	34	1.3	22	14	
8/1/2023					
8/2/2023					
8/7/2023	30			17	41
8/8/2023		1.5	20		
2/20/2024					42
2/21/2024	28		20		
2/23/2024					
2/26/2024		1.7		18	
2/27/2024					
7/31/2024					
8/1/2024		1.9		19	48
8/2/2024	31		20		
8/5/2024					
2/19/2025		1.9			
2/20/2025	25			16	
2/21/2025			19		43
7/23/2025		1.9			
7/24/2025					39
7/28/2025	23		17		
7/29/2025					

Prediction Limit

Constituent: Calcium (mg/L) Analysis Run 4/7/2026 9:09 AM View: Appendix III Interwell

Plant Scherer Client: Southern Company Data: Scherer AP

	SGWC-22	SGWC-16	SGWC-23	SGWC-15	SGWC-19
7/30/2025				16	
7/31/2025					
2/17/2026				16	
2/18/2026		2.1			38
2/19/2026	22		18		
2/20/2026					
2/25/2026					
3/2/2026					

Prediction Limit

Constituent: Chloride (mg/L) Analysis Run 4/7/2026 9:09 AM View: Appendix III Interwell

Plant Scherer Client: Southern Company Data: Scherer AP

	SGWA-1 (bg)	SGWA-25 (bg)	SGWA-24 (bg)	SGWA-5 (bg)	SGWA-3 (bg)	SGWA-2 (bg)	SGWC-9	SGWC-12	SGWC-8
5/10/2016	1.9	2.77	1.94	1.98	3.45	1.51			
5/11/2016							9.29	9.04	12.6
5/12/2016									
5/13/2016									
6/23/2016	2.2		2.2	2.1		1.8			
6/24/2016					3.5				
6/27/2016		2.9							13
6/28/2016								8.8	
6/29/2016							9		
8/16/2016	2.1		2	1.8	3.4	1.5			
8/17/2016		2.4							14
8/18/2016								9.3	
8/19/2016									
8/22/2016							9.7		
10/13/2016	2		1.9						
10/14/2016		2.1		1.8	3.1	1.4			
10/17/2016								8.3	12
10/18/2016							9.4		
10/19/2016									
12/5/2016			1.9						
12/6/2016	2.2	1.7		1.8	3	1.5		8.9	12
12/7/2016							11		
12/8/2016									
2/14/2017	2	1.5	1.9	1.8	2.4	1.5			12
2/15/2017								8.7	
2/16/2017							9.5		
4/10/2017			1.8						
4/11/2017	1.8	1.7		1.7	2.5	1.3			
4/12/2017								8.6	11
4/13/2017							8.7		
6/26/2017	1.9		1.9	1.7	2.6	1.4			
6/27/2017		2.2					9.9	9.3	12
6/28/2017									
10/10/2017	1.8		1.8			1.3			
10/11/2017		1.7		1.6	2.4			8.8	
10/12/2017							11		11
6/5/2018	1.7	2	1.9	1.6		1.3			
6/6/2018					2		12	8.8	11
6/7/2018									
6/8/2018									
10/16/2018									
10/18/2018									
12/13/2018	1.7	1.9	2	1.7	2	1.3			
12/14/2018								9.1	11
12/17/2018							13		
3/28/2019		2.2		1.7	2				
3/29/2019	1.5		1.8			1.2			
4/1/2019							13	9	10
4/2/2019									
9/12/2019				1.5					
9/13/2019			1.7						
9/16/2019	1.8	1.9			2.2	1.3	14	9.3	

Prediction Limit

Constituent: Chloride (mg/L) Analysis Run 4/7/2026 9:09 AM View: Appendix III Interwell

Plant Scherer Client: Southern Company Data: Scherer AP

	SGWA-1 (bg)	SGWA-25 (bg)	SGWA-24 (bg)	SGWA-5 (bg)	SGWA-3 (bg)	SGWA-2 (bg)	SGWC-9	SGWC-12	SGWC-8
9/17/2019									12
9/18/2019									
3/17/2020		2.4		1.9	2.1	1.6			
3/18/2020	2		2.4						
3/23/2020									
3/24/2020									
3/25/2020							15		10
3/26/2020								9.4	
3/27/2020									
9/14/2020	2.1	2.7	2.5	1.9	2.5	1.5	19	10	14
9/15/2020									
3/30/2021	2.3		2.5			1.6			
3/31/2021				2.1	2.3		16		
4/1/2021									12
4/6/2021									
4/7/2021		2.3						9	
8/17/2021	1.9	2.6				1.6			
8/18/2021			2.7	2.2	2.4				14
8/19/2021							18		
8/20/2021								9.9	
2/9/2022	2	1.8		1.9	2.3	1.5			
2/10/2022			2.4				15	10	12
2/11/2022									
2/14/2022									
8/17/2022	2					1.5			
8/18/2022		1.9	3.1	2.1	2.4		17	9.5	13
8/19/2022									
8/22/2022									
8/31/2022									
2/21/2023	2			2	2.3				
2/22/2023						1.5	18		18
2/23/2023		1.9	3.3					9.6	
8/1/2023	2			1.9		1.4			
8/2/2023									
8/7/2023					2.2		15	9.5	
8/8/2023		1.6	3						24
2/20/2024	2.3					1.8			
2/21/2024			3.6	2.3	2.6		19		27
2/23/2024								10	
2/26/2024									
2/27/2024		2							
7/31/2024	2.5	1.9	3.4	2	2.3	1.7			
8/1/2024							17	11	23
8/2/2024									
8/5/2024									
2/19/2025		3.4	4.9				14	12	18
2/20/2025	1.8			1.9	2	1.3			
2/21/2025									
7/23/2025									
7/24/2025	2.4				2.8	1.8			
7/28/2025			3.6						
7/29/2025									

Prediction Limit

Constituent: Chloride (mg/L) Analysis Run 4/7/2026 9:09 AM View: Appendix III Interwell

Plant Scherer Client: Southern Company Data: Scherer AP

	SGWA-1 (bg)	SGWA-25 (bg)	SGWA-24 (bg)	SGWA-5 (bg)	SGWA-3 (bg)	SGWA-2 (bg)	SGWC-9	SGWC-12	SGWC-8
7/30/2025		2.6					27		16
7/31/2025				2.1				8.7	
2/17/2026									
2/18/2026								9.6	
2/19/2026			3.5		2.3				15
2/20/2026		4.3				1.6			
2/25/2026							17		
3/2/2026	2.2			2.2					

Prediction Limit

Constituent: Chloride (mg/L) Analysis Run 4/7/2026 9:09 AM View: Appendix III Interwell

Plant Scherer Client: Southern Company Data: Scherer AP

	SGWC-7	SGWC-6	SGWA-4 (bg)	SGWC-11	SGWC-17	SGWC-20	SGWC-14	SGWC-21	SGWC-13
5/10/2016									
5/11/2016	9.65	2.44	1.93	8.87					
5/12/2016					9.11	10.8	11.1	7.93	6.29
5/13/2016									
6/23/2016									
6/24/2016			1.8						
6/27/2016	6.7	2.5							
6/28/2016				8.3			10		5.4
6/29/2016					8.3	11		7.7	
8/16/2016									
8/17/2016	6.4	2.4	1.4	8.6					
8/18/2016					8.8		11		5.8
8/19/2016									
8/22/2016						11		7.9	
10/13/2016									
10/14/2016									
10/17/2016		2.3	1.2	7.9			11		5.4
10/18/2016	5.9					10		7.1	
10/19/2016					8.3				
12/5/2016									
12/6/2016	5.9	2.3	1.3	7.9					5.6
12/7/2016					8.4		11	7.7	
12/8/2016						9.7			
2/14/2017	5.8	1.9	1.3						
2/15/2017				7.2	8.1		11		5.4
2/16/2017						9.8		7.4	
4/10/2017									
4/11/2017			1.2						
4/12/2017	5.6	1.6		7.5			10		5.6
4/13/2017					7.9	10		7.4	
6/26/2017			1.2						
6/27/2017	5.7	1.6		7.8	8.3		11		5.9
6/28/2017						12		8.1	
10/10/2017									
10/11/2017	5	1.6	1.1	7.4			10		5.7
10/12/2017					8	11		8.1	
6/5/2018									
6/6/2018	4.6	1.3	1.1	7.5					
6/7/2018					8	9.9	10	8.6	6.2
6/8/2018									
10/16/2018				7.8					
10/18/2018						11			
12/13/2018			1.2						
12/14/2018	4.2	1.8			8.1		10		7.5
12/17/2018								9.3	
3/28/2019			1.2						
3/29/2019									
4/1/2019	4.6			7.4			9.9		7.7
4/2/2019		2			8.2	11		9.3	
9/12/2019									
9/13/2019									
9/16/2019		1.9	1.2	7.9					

Prediction Limit

Constituent: Chloride (mg/L) Analysis Run 4/7/2026 9:09 AM View: Appendix III Interwell

Plant Scherer Client: Southern Company Data: Scherer AP

	SGWC-7	SGWC-6	SGWA-4 (bg)	SGWC-11	SGWC-17	SGWC-20	SGWC-14	SGWC-21	SGWC-13
9/17/2019	3.8				8.3	11	11	10	8.4
9/18/2019									
3/17/2020									
3/18/2020			1.5						
3/23/2020						10		11	
3/24/2020					7.8				
3/25/2020		2.3		9					
3/26/2020	5.1								
3/27/2020							11		9
9/14/2020	5.8	2.8	1.5	8.9					11
9/15/2020					8.4	11	11	12	
3/30/2021						9.9		13	
3/31/2021			1.6						
4/1/2021	6	2.4			9.2				
4/6/2021							11		
4/7/2021				8.8					10
8/17/2021			1.6						
8/18/2021	5	2.5			8.9			13	
8/19/2021				9.9		10	11		12
8/20/2021									
2/9/2022	4	2.6	1.5						
2/10/2022				8.8					
2/11/2022					8.4	9.6		11	12
2/14/2022							14		
8/17/2022									
8/18/2022	3.5		1.6	9.9					12
8/19/2022		2.6					13		
8/22/2022						9.4		10	
8/31/2022					8				
2/21/2023									
2/22/2023	3.6	2.3	1.6	9.9	8.1	8.8			
2/23/2023							12	8.9	11
8/1/2023		2.2							
8/2/2023				10					13
8/7/2023			1.2		7.8	9.3			
8/8/2023	3.4						14	7.7	
2/20/2024		2.6	1.5						
2/21/2024	3.9								
2/23/2024				12					15
2/26/2024					9.2	11			
2/27/2024							15	7.9	
7/31/2024	3.5		1.3						
8/1/2024		2.5		11			15		16
8/2/2024						10		7.9 (J)	
8/5/2024					7.8				
2/19/2025	4.6		1.1		20		30		25
2/20/2025		2.6		12		6.3 (J)		5.5	
2/21/2025									
7/23/2025					7.7				
7/24/2025			1.4			8			
7/28/2025								5.3	
7/29/2025		2.2							

Prediction Limit

Constituent: Chloride (mg/L) Analysis Run 4/7/2026 9:09 AM View: Appendix III Interwell

Plant Scherer Client: Southern Company Data: Scherer AP

	SGWC-7	SGWC-6	SGWA-4 (bg)	SGWC-11	SGWC-17	SGWC-20	SGWC-14	SGWC-21	SGWC-13
7/30/2025	3.2								19
7/31/2025				11			17		
2/17/2026						8.2			
2/18/2026				12	7.7			5	17
2/19/2026		3.2	1.5				19		
2/20/2026	3.9								
2/25/2026									
3/2/2026									

Prediction Limit

Constituent: Chloride (mg/L) Analysis Run 4/7/2026 9:09 AM View: Appendix III Interwell

Plant Scherer Client: Southern Company Data: Scherer AP

	SGWC-22	SGWC-16	SGWC-23	SGWC-15	SGWC-19
5/10/2016					
5/11/2016					
5/12/2016	10.6	8.56	9.63	9.47	
5/13/2016					8.16
6/23/2016					
6/24/2016					
6/27/2016					
6/28/2016		7.8		9.8	
6/29/2016	9.7		8.8		7.6
8/16/2016					
8/17/2016					
8/18/2016		8.5		10	
8/19/2016	11		9.6		
8/22/2016					8.2
10/13/2016					
10/14/2016					
10/17/2016					
10/18/2016	10	8	9.6	9.4	7.7
10/19/2016					
12/5/2016					
12/6/2016					
12/7/2016	10	8	9.7	9.8	
12/8/2016					7.8
2/14/2017					
2/15/2017			10	9.8	
2/16/2017	9.8	7.7			7.4
4/10/2017					
4/11/2017					
4/12/2017				9.2	
4/13/2017	9.6	7.5	9		7.5
6/26/2017					
6/27/2017		8		9.5	
6/28/2017	10		9.6		7.9
10/10/2017					
10/11/2017					
10/12/2017	9.7	7.6	9.3	9.2	7.4
6/5/2018					
6/6/2018					
6/7/2018	10	7.7	10	9.3	
6/8/2018					7.2
10/16/2018				10	
10/18/2018					
12/13/2018					
12/14/2018					
12/17/2018	10	8.1	9.9		7.3
3/28/2019					
3/29/2019					
4/1/2019				9.2	
4/2/2019	10	8.2	8.9		7.3
9/12/2019					
9/13/2019					
9/16/2019					

Prediction Limit

Constituent: Chloride (mg/L) Analysis Run 4/7/2026 9:09 AM View: Appendix III Interwell

Plant Scherer Client: Southern Company Data: Scherer AP

	SGWC-22	SGWC-16	SGWC-23	SGWC-15	SGWC-19
9/17/2019		8.4		10	7.4
9/18/2019	10		9.7		
3/17/2020					
3/18/2020					
3/23/2020					7.7
3/24/2020	10		9.1		
3/25/2020					
3/26/2020					
3/27/2020		8.5		10	
9/14/2020					
9/15/2020	11	8.6	10	10	7.7
3/30/2021					8.3
3/31/2021	11		11	11	
4/1/2021		9.2			
4/6/2021					
4/7/2021					
8/17/2021					
8/18/2021	11		11		
8/19/2021		9.5		11	9.4
8/20/2021					
2/9/2022					
2/10/2022	10	9.8	12		
2/11/2022				12	10
2/14/2022					
8/17/2022					
8/18/2022					
8/19/2022				11	
8/22/2022	11		12		9.6
8/31/2022		9.6			
2/21/2023					
2/22/2023					10
2/23/2023	11	9.8	12	11	
8/1/2023					
8/2/2023					
8/7/2023	11			12	9.9
8/8/2023		9.9	12		
2/20/2024					12
2/21/2024	12		14		
2/23/2024					
2/26/2024		11		15	
2/27/2024					
7/31/2024					
8/1/2024		9.8		14	1.2
8/2/2024	11		10		
8/5/2024					
2/19/2025		17			
2/20/2025	10			11	
2/21/2025			8		12
7/23/2025		10			
7/24/2025					11
7/28/2025	9.3		6.9		
7/29/2025					

Prediction Limit

Constituent: Chloride (mg/L) Analysis Run 4/7/2026 9:09 AM View: Appendix III Interwell

Plant Scherer Client: Southern Company Data: Scherer AP

	SGWC-22	SGWC-16	SGWC-23	SGWC-15	SGWC-19
7/30/2025				14	
7/31/2025					
2/17/2026				15	
2/18/2026		10			9.8
2/19/2026	8.6		7.3		
2/20/2026					
2/25/2026					
3/2/2026					

Prediction Limit

Constituent: Fluoride (mg/L) Analysis Run 4/7/2026 9:09 AM View: Appendix III Interwell

Plant Scherer Client: Southern Company Data: Scherer AP

	SGWA-1 (bg)	SGWA-25 (bg)	SGWA-24 (bg)	SGWA-5 (bg)	SGWA-3 (bg)	SGWA-2 (bg)	SGWC-11	SGWC-9	SGWC-8
5/10/2016	<0.2	0.041 (J)	0.0648 (J)	0.0188 (J)	0.0192 (J)	0.0537 (J)			
5/11/2016							0.033 (J)	0.076 (J)	0.362
5/12/2016									
5/13/2016									
6/23/2016	<0.2		0.05 (J)	<0.2		0.03 (J)			
6/24/2016					0.02 (J)				
6/27/2016		0.03 (J)							0.45
6/28/2016							0.08 (J)		
6/29/2016								0.13 (J)	
8/16/2016	<0.2		<0.2	<0.2	<0.2	<0.2			
8/17/2016		<0.2					<0.2		0.54
8/18/2016									
8/19/2016									
8/22/2016								<0.2	
10/13/2016	<0.2		<0.2						
10/14/2016		<0.2		<0.2	<0.2	<0.2			
10/17/2016							<0.2		0.51
10/18/2016								<0.2	
10/19/2016									
12/5/2016			<0.2						
12/6/2016	<0.2	<0.2		<0.2	<0.2	<0.2	<0.2		0.58
12/7/2016								<0.2	
12/8/2016									
2/14/2017	<0.2	<0.2	<0.2	<0.2	<0.2	<0.2			0.39
2/15/2017							<0.2		
2/16/2017								0.097 (J)	
4/10/2017			<0.2						
4/11/2017	<0.2	<0.2		<0.2	<0.2	<0.2			
4/12/2017							<0.2		0.41
4/13/2017								<0.2	
6/26/2017	<0.2		<0.2	<0.2	<0.2	<0.2			
6/27/2017		<0.2					<0.2	<0.2	0.47
6/28/2017									
10/10/2017	<0.2		<0.2			<0.2			
10/11/2017		<0.2		<0.2	<0.2		<0.2		
10/12/2017								<0.2	0.47
3/26/2018	<0.2		<0.2		<0.2	<0.2			
3/27/2018		<0.2		<0.2			<0.2		0.4
3/28/2018								<0.2	
6/5/2018	<0.2	<0.2	<0.2	<0.2		<0.2			
6/6/2018					<0.2		<0.2	<0.2	0.4
6/7/2018									
6/8/2018									
10/5/2018	<0.2		<0.2		<0.2	<0.2			
10/8/2018		<0.2		<0.2					
10/9/2018								<0.2	0.47
10/16/2018							<0.2		
10/18/2018									
2/18/2019	<0.2					0.05 (J)			
2/19/2019		0.044 (J)	0.06 (J)	<0.2	<0.2				
2/20/2019							<0.2	0.074 (J)	0.32
3/28/2019		0.037 (J)		<0.2	0.026 (J)				

ND substitution: RL or RL/2 if <15% NDs.

Prediction Limit

Constituent: Fluoride (mg/L) Analysis Run 4/7/2026 9:09 AM View: Appendix III Interwell

Plant Scherer Client: Southern Company Data: Scherer AP

	SGWA-1 (bg)	SGWA-25 (bg)	SGWA-24 (bg)	SGWA-5 (bg)	SGWA-3 (bg)	SGWA-2 (bg)	SGWC-11	SGWC-9	SGWC-8
3/29/2019	<0.2		0.056 (J)			0.053 (J)			
4/1/2019							<0.2	0.041 (J)	0.21
4/2/2019									
9/12/2019				<0.2					
9/13/2019			0.049 (J)						
9/16/2019	<0.2	0.04 (J)			0.026 (J)	0.054 (J)	<0.2	0.057 (J)	
9/17/2019									0.47
9/18/2019									
2/13/2020	<0.2		0.066 (J)			0.051 (J)			
2/17/2020		0.041 (J)		<0.2					
2/18/2020					<0.2		<0.2		0.38
2/19/2020								0.061 (J)	
3/17/2020		0.041 (J)		0.03 (J)	0.029 (J)	0.038 (J)			
3/18/2020	<0.2		0.078 (J)						
3/23/2020									
3/24/2020									
3/25/2020							0.058 (J)	0.079 (J)	0.31
3/26/2020									
3/27/2020									
9/14/2020	<0.2	0.028 (J)	0.038 (J)	<0.2	<0.2	0.033 (J)	<0.2	0.037 (J)	0.29
9/15/2020									
2/9/2021	<0.2	0.037 (J)	0.059 (J)	<0.2	<0.2	0.055 (J)	<0.2	0.05 (J)	0.37
2/10/2021									
3/30/2021	<0.2		0.052 (J)			0.048 (J)			
3/31/2021				<0.2	<0.2			0.073 (J)	
4/1/2021									0.38
4/6/2021									
4/7/2021		0.054 (J)					<0.2		
8/17/2021	0.052 (J)	0.079 (J)				0.096 (J)			
8/18/2021			0.16	0.07 (J)	0.066 (J)				0.48
8/19/2021							<0.2	0.078 (J)	
8/20/2021									
2/9/2022	0.034 (J)	0.069 (J)		0.044 (J)	0.049 (J)	0.11			
2/10/2022			0.061 (J)				<0.2	0.098 (J)	0.44
2/11/2022									
2/14/2022									
8/17/2022	0.088 (J)					0.076 (J)			
8/18/2022		0.044 (J)	0.051 (J)	0.036 (J)	0.034 (J)		0.034 (J)	0.51	0.54
8/19/2022									
8/22/2022									
8/31/2022									
2/21/2023	0.048 (J)			0.039 (J)	0.041 (J)				
2/22/2023						0.07 (J)	0.063 (J)	0.076 (J)	0.52
2/23/2023		0.075 (J)	0.074 (J)						
8/1/2023	<0.2			<0.2		0.077 (J)			
8/2/2023							<0.2		
8/7/2023					<0.2			0.11	
8/8/2023		0.048 (J)	0.077 (J)						0.78
2/20/2024	<0.2					<0.2			
2/21/2024			<0.2	<0.2	<0.2			<0.2	1.1 (J)
2/23/2024							<0.2		
2/26/2024									

ND substitution: RL or RL/2 if <15% NDs.

Prediction Limit

Constituent: Fluoride (mg/L) Analysis Run 4/7/2026 9:09 AM View: Appendix III Interwell

Plant Scherer Client: Southern Company Data: Scherer AP

	SGWA-1 (bg)	SGWA-25 (bg)	SGWA-24 (bg)	SGWA-5 (bg)	SGWA-3 (bg)	SGWA-2 (bg)	SGWC-11	SGWC-9	SGWC-8
2/27/2024		<0.2							
7/31/2024	<0.2	<0.2	0.06 (J)	<0.2	<0.2	0.05 (J)			
8/1/2024							<0.2	<0.2	0.64
8/2/2024									
8/5/2024									
2/19/2025		<0.2	<0.2					<0.2	0.17 (J)
2/20/2025	<0.2			<0.2	<0.2	<0.2	<0.2		
2/21/2025									
7/23/2025									
7/24/2025	<0.2				0.12 (J)	0.14 (J)			
7/28/2025			0.15 (J)						
7/29/2025									
7/30/2025		<0.2						0.13 (J)	0.47
7/31/2025				0.11 (J)			0.12 (J)		
2/17/2026									
2/18/2026							0.31		
2/19/2026			0.17 (J)		0.081 (J)				0.75
2/20/2026		0.24				0.19 (J)			
2/25/2026								0.083 (J)	
3/2/2026	0.12 (J)			0.15 (J)					

ND substitution: RL or RL/2 if <15% NDs.

Prediction Limit

Constituent: Fluoride (mg/L) Analysis Run 4/7/2026 9:09 AM View: Appendix III Interwell

Plant Scherer Client: Southern Company Data: Scherer AP

	SGWC-7	SGWC-6	SGWA-4 (bg)	SGWC-12	SGWC-16	SGWC-17	SGWC-21	SGWC-22	SGWC-23
5/10/2016									
5/11/2016	0.245 (J)	0.133 (J)	0.108 (J)	0.11 (J)					
5/12/2016					0.011 (J)	0.066 (J)	0.079 (J)	0.029 (J)	0.0341 (J)
5/13/2016									
6/23/2016									
6/24/2016			0.08 (J)						
6/27/2016	0.23 (J)	0.21 (J)							
6/28/2016				0.18 (J)	0.09 (J)				
6/29/2016						0.17 (J)	0.15 (J)	0.04 (J)	0.04 (J)
8/16/2016									
8/17/2016	0.22	0.14 (J)	<0.2						
8/18/2016				0.12 (J)	<0.2	<0.2			
8/19/2016								<0.2	<0.2
8/22/2016							0.083 (J)		
10/13/2016									
10/14/2016									
10/17/2016		0.11 (J)	<0.2	0.082 (J)					
10/18/2016	0.24				<0.2		<0.2	<0.2	<0.2
10/19/2016						<0.2			
12/5/2016									
12/6/2016	0.26	0.14 (J)	0.091 (J)	0.11 (J)					
12/7/2016					<0.2	<0.2	<0.2	<0.2	<0.2
12/8/2016									
2/14/2017	0.17 (J)	0.2	0.1 (J)						
2/15/2017				0.13 (J)		0.089 (J)			0.092 (J)
2/16/2017					<0.2		0.12 (J)	0.1 (J)	
4/10/2017									
4/11/2017			<0.2						
4/12/2017	0.2	0.089 (J)		0.088 (J)					
4/13/2017					<0.2	<0.2	<0.2	<0.2	<0.2
6/26/2017			<0.2						
6/27/2017	0.23	0.085 (J)		0.1 (J)	<0.2	<0.2			
6/28/2017							0.1 (J)	<0.2	<0.2
10/10/2017									
10/11/2017	0.21	0.089 (J)	<0.2	<0.2					
10/12/2017					<0.2	<0.2	<0.2	<0.2	<0.2
3/26/2018									
3/27/2018	0.19 (J)	<0.2	<0.2	<0.2	<0.2	<0.2			<0.2
3/28/2018							<0.2	<0.2	
6/5/2018									
6/6/2018	0.2	<0.2	<0.2	<0.2					
6/7/2018					<0.2	<0.2	<0.2	<0.2	<0.2
6/8/2018									
10/5/2018									
10/8/2018		<0.2	<0.2	<0.2	<0.2	<0.2	<0.2	<0.2	<0.2
10/9/2018	0.2								
10/16/2018									
10/18/2018									
2/18/2019			0.066 (J)						
2/19/2019								<0.2	0.055 (J)
2/20/2019	0.2	0.092 (J)		0.052 (J)	<0.2	0.034 (J)	0.051 (J)		
3/28/2019			0.052 (J)						

ND substitution: RL or RL/2 if <15% NDs.

Prediction Limit

Constituent: Fluoride (mg/L) Analysis Run 4/7/2026 9:09 AM View: Appendix III Interwell

Plant Scherer Client: Southern Company Data: Scherer AP

	SGWC-7	SGWC-6	SGWA-4 (bg)	SGWC-12	SGWC-16	SGWC-17	SGWC-21	SGWC-22	SGWC-23
3/29/2019									
4/1/2019	0.12 (J)			0.048 (J)					
4/2/2019		0.1 (J)			<0.2	0.045 (J)	0.066 (J)	<0.2	0.036 (J)
9/12/2019									
9/13/2019									
9/16/2019		0.099 (J)	0.055 (J)	0.065 (J)					
9/17/2019	0.2				<0.2	0.047 (J)	0.077 (J)		
9/18/2019								0.028 (J)	0.044 (J)
2/13/2020									
2/17/2020									
2/18/2020	0.2	0.11	0.068 (J)				0.073 (J)	<0.2	0.082 (J)
2/19/2020				0.064 (J)	<0.2	0.046 (J)			
3/17/2020									
3/18/2020			<0.2						
3/23/2020							0.11		
3/24/2020						0.058 (J)		<0.2	0.081 (J)
3/25/2020		0.13							
3/26/2020	0.14			0.081 (J)					
3/27/2020					0.027 (J)				
9/14/2020	0.11	0.076 (J)	0.035 (J)	0.042 (J)					
9/15/2020					0.037 (J)	0.052 (J)	0.061 (J)	<0.2	0.052 (J)
2/9/2021	0.22	0.12	0.059 (J)	0.074 (J)	<0.2				
2/10/2021						0.03 (J)	0.049 (J)	<0.2	0.046 (J)
3/30/2021							0.074 (J)		
3/31/2021			0.051 (J)					<0.2	0.046 (J)
4/1/2021	0.25	0.14			<0.2	0.051 (J)			
4/6/2021									
4/7/2021				0.066 (J)					
8/17/2021			0.093 (J)						
8/18/2021	0.31	0.19				0.087 (J)	0.12	0.054 (J)	0.11
8/19/2021					0.038 (J)				
8/20/2021				0.082 (J)					
2/9/2022	0.27	0.19	0.083 (J)						
2/10/2022				0.06 (J)	<0.2			<0.2	0.066 (J)
2/11/2022						0.064 (J)	0.092 (J)		
2/14/2022									
8/17/2022									
8/18/2022	0.14		0.056 (J)	0.052 (J)					
8/19/2022		0.12							
8/22/2022							0.09 (J)	0.038 (J)	0.052 (J)
8/31/2022					0.058 (J)	0.058 (J)			
2/21/2023									
2/22/2023	0.16	0.11	0.6 (O)			0.06 (J)			
2/23/2023				0.089 (J)	0.045 (J)		0.087 (J)	0.075 (J)	0.089 (J)
8/1/2023		0.13							
8/2/2023									
8/7/2023			0.07 (J)	0.078 (J)		0.076 (J)		0.04 (J)	
8/8/2023	0.21				<0.2		0.097 (J)		0.077 (J)
2/20/2024		<0.2	<0.2						
2/21/2024	<0.2							<0.2	<0.2
2/23/2024				<0.2					
2/26/2024					<0.2	<0.2			

ND substitution: RL or RL/2 if <15% NDs.

Prediction Limit

Constituent: Fluoride (mg/L) Analysis Run 4/7/2026 9:09 AM View: Appendix III Interwell

Plant Scherer Client: Southern Company Data: Scherer AP

	SGWC-7	SGWC-6	SGWA-4 (bg)	SGWC-12	SGWC-16	SGWC-17	SGWC-21	SGWC-22	SGWC-23
2/27/2024							<0.2		
7/31/2024	0.17		0.04 (J)						
8/1/2024		0.11		<0.2	<0.2				
8/2/2024							<0.2	<0.2	0.082 (J)
8/5/2024						<0.2			
2/19/2025	0.23		<0.2	<0.2	<0.2	<0.2			
2/20/2025		<0.2					<0.2	<0.2	
2/21/2025									<0.2
7/23/2025					0.14 (J)	0.14 (J)			
7/24/2025			0.13 (J)						
7/28/2025							0.11 (J)	0.082 (J)	0.19 (J)
7/29/2025		0.19 (J)							
7/30/2025	0.25								
7/31/2025				0.16 (J)					
2/17/2026									
2/18/2026				0.2	0.17 (J)	0.2	0.29		
2/19/2026		0.18 (J)	0.21					0.19 (J)	0.24
2/20/2026	0.31								
2/25/2026									
3/2/2026									

ND substitution: RL or RL/2 if <15% NDs.

Prediction Limit

Constituent: Fluoride (mg/L) Analysis Run 4/7/2026 9:10 AM View: Appendix III Interwell

Plant Scherer Client: Southern Company Data: Scherer AP

	SGWC-20	SGWC-13	SGWC-15	SGWC-14	SGWC-19
5/10/2016					
5/11/2016					
5/12/2016	0.259 (J)	0.042 (J)	0.1071 (J)	0.031 (J)	
5/13/2016					0.0126 (J)
6/23/2016					
6/24/2016					
6/27/2016					
6/28/2016		0.15 (J)	0.26 (J)	0.03 (J)	
6/29/2016	0.45				0.18 (J)
8/16/2016					
8/17/2016					
8/18/2016		<0.2	0.14 (J)	<0.2	
8/19/2016					
8/22/2016	0.33				<0.2
10/13/2016					
10/14/2016					
10/17/2016		<0.2		<0.2	
10/18/2016	0.26		0.12 (J)		<0.2
10/19/2016					
12/5/2016					
12/6/2016		<0.2			
12/7/2016			0.13 (J)	<0.2	
12/8/2016	0.28				<0.2
2/14/2017					
2/15/2017		<0.2	0.12 (J)	<0.2	
2/16/2017	0.28				<0.2
4/10/2017					
4/11/2017					
4/12/2017		<0.2	0.11 (J)	<0.2	
4/13/2017	0.2				<0.2
6/26/2017					
6/27/2017		<0.2	0.13 (J)	<0.2	
6/28/2017	0.22				<0.2
10/10/2017					
10/11/2017		<0.2		<0.2	
10/12/2017	0.18 (J)		0.13 (J)		<0.2
3/26/2018					
3/27/2018		<0.2	0.12 (J)	<0.2	
3/28/2018	0.19 (J)				<0.2
6/5/2018					
6/6/2018					
6/7/2018	0.21	<0.2	0.14 (J)	<0.2	
6/8/2018					<0.2
10/5/2018					
10/8/2018		<0.2		<0.2	
10/9/2018					<0.2
10/16/2018			0.14 (J)		
10/18/2018	0.23				
2/18/2019					
2/19/2019					
2/20/2019	0.2	<0.2	0.33	<0.2	<0.2
3/28/2019					

ND substitution: RL or RL/2 if <15% NDs.

Prediction Limit

Constituent: Fluoride (mg/L) Analysis Run 4/7/2026 9:10 AM View: Appendix III Interwell

Plant Scherer Client: Southern Company Data: Scherer AP

	SGWC-20	SGWC-13	SGWC-15	SGWC-14	SGWC-19
3/29/2019					
4/1/2019		<0.2	0.072 (J)	<0.2	
4/2/2019	0.15 (J)				<0.2
9/12/2019					
9/13/2019					
9/16/2019					
9/17/2019	0.14	0.04 (J)	0.1	0.028 (J)	<0.2
9/18/2019					
2/13/2020					
2/17/2020					
2/18/2020	0.16				
2/19/2020		0.027 (J)	0.13	0.026 (J)	<0.2
3/17/2020					
3/18/2020					
3/23/2020	0.25				0.057 (J)
3/24/2020					
3/25/2020					
3/26/2020					
3/27/2020		0.045 (J)	0.13	0.041 (J)	
9/14/2020		<0.2			
9/15/2020	0.15		0.15	0.04 (J)	<0.2
2/9/2021		<0.2	0.14	<0.2	
2/10/2021	0.19				<0.2
3/30/2021	0.18				<0.2
3/31/2021			0.12		
4/1/2021					
4/6/2021				<0.2	
4/7/2021		0.053 (J)			
8/17/2021					
8/18/2021					
8/19/2021	0.17	<0.2	0.12	<0.2	<0.2
8/20/2021					
2/9/2022					
2/10/2022					
2/11/2022	0.14	0.045 (J)	0.14		<0.2
2/14/2022				0.035 (J)	
8/17/2022					
8/18/2022		0.038 (J)			
8/19/2022			0.11	<0.2	
8/22/2022	0.22				0.041 (J)
8/31/2022					
2/21/2023					
2/22/2023	0.13				0.046 (J)
2/23/2023		0.077 (J)	0.11	0.068 (J)	
8/1/2023					
8/2/2023		<0.2			
8/7/2023	0.18		0.13		<0.2
8/8/2023				<0.2	
2/20/2024					<0.2
2/21/2024					
2/23/2024		<0.2			
2/26/2024	<0.2		<0.2		

ND substitution: RL or RL/2 if <15% NDs.

Prediction Limit

Constituent: Fluoride (mg/L) Analysis Run 4/7/2026 9:10 AM View: Appendix III Interwell

Plant Scherer Client: Southern Company Data: Scherer AP

	SGWC-20	SGWC-13	SGWC-15	SGWC-14	SGWC-19
2/27/2024				<0.2	
7/31/2024					
8/1/2024		<0.2	<0.2	<0.2	<0.2
8/2/2024	<0.2				
8/5/2024					
2/19/2025		<0.2		<0.2	
2/20/2025	<0.2		<0.2		
2/21/2025					<0.2
7/23/2025					
7/24/2025	0.2				0.082 (J)
7/28/2025					
7/29/2025					
7/30/2025		0.083 (J)	0.18 (J)		
7/31/2025				0.13 (J)	
2/17/2026	0.47		0.3		
2/18/2026		0.18 (J)			0.29
2/19/2026				0.14 (J)	
2/20/2026					
2/25/2026					
3/2/2026					

ND substitution: RL or RL/2 if <15% NDs.

Prediction Limit

Constituent: pH, Field (SU) Analysis Run 4/7/2026 9:10 AM View: Appendix III Interwell

Plant Scherer Client: Southern Company Data: Scherer AP

	SGWA-1 (bg)	SGWA-25 (bg)	SGWA-24 (bg)	SGWA-5 (bg)	SGWA-3 (bg)	SGWA-2 (bg)	SGWC-9	SGWC-12	SGWC-8
5/10/2016	5.51	6.14	6.34	5.84	5.75	6.83			
5/11/2016							6.24	6.28	6.35
5/12/2016									
5/13/2016									
6/23/2016	5.5		6.33	5.71		6.82			
6/24/2016		6.14			5.78				
6/27/2016		6.08					6.15		6.41
6/28/2016								6.26	
6/29/2016							6.18		
8/16/2016	5.42		6.35	5.64	5.72	6.73			
8/17/2016		6.1							6.45
8/18/2016								6.23	
8/19/2016									
8/22/2016							6.15		
10/13/2016	5.52		6.34						
10/14/2016		6.14		5.59	5.71	6.74			
10/17/2016								6.27	6.43
10/18/2016							6.11		
10/19/2016									
12/5/2016			6.32						
12/6/2016	5.33	6.19		5.46	5.68	6.74		6.28	6.48
12/7/2016							6.14		
12/8/2016									
2/14/2017	5.29	6.34	6.33	5.29	5.57	6.85			6.39
2/15/2017								6.21	
2/16/2017							5.95		
4/10/2017			6.31						
4/11/2017	5.21	6.16		5.54	5.7	6.75			
4/12/2017								6.15	6.35
4/13/2017							6.09		
6/26/2017	5.25		6.35	5.54	5.68	6.82			
6/27/2017		6.08					6.09	6.23	6.41
6/28/2017									
10/10/2017	5.49		6.37			6.87			
10/11/2017		6.16		5.43	5.63			6.26	
10/12/2017							6.16		6.41
3/26/2018	5.39		6.32		5.89	6.77			
3/27/2018		6.12		5.52				6.32	6.66
3/28/2018							6.3		
6/5/2018	5.38	6.06	6.27	5.59		6.73			
6/6/2018					5.62		6.12	6.1	6.42
6/7/2018									
6/8/2018									
10/5/2018	5.46		6.37	5.7	5.76	6.81			
10/8/2018		6.16		5.59				6.16	
10/9/2018							6.06		6.51
10/16/2018									
10/17/2018									
10/18/2018									
2/18/2019	5.43					6.74			
2/19/2019		6.03	6.29	5.67	5.69				
2/20/2019								6.07	6.4

Prediction Limit

Constituent: pH, Field (SU) Analysis Run 4/7/2026 9:10 AM View: Appendix III Interwell

Plant Scherer Client: Southern Company Data: Scherer AP

	SGWA-1 (bg)	SGWA-25 (bg)	SGWA-24 (bg)	SGWA-5 (bg)	SGWA-3 (bg)	SGWA-2 (bg)	SGWC-9	SGWC-12	SGWC-8
2/21/2019							6.1		
3/28/2019		6.15		5.67	5.88				
3/29/2019	5.22		6.31			6.81			
4/1/2019							6.11	6.14	6.41
4/2/2019									
9/12/2019				5.59					
9/13/2019			6.36						
9/16/2019	5.22	6.01			5.8	6.82	6.11	6.18	
9/17/2019									6.5
9/18/2019									
2/13/2020	5.09		6.24			6.59			
2/17/2020		6.1		5.73					
2/18/2020					5.76				6.39
2/19/2020							6.03	6.07	
3/17/2020		6.02		5.62	5.87	6.83			
3/18/2020	5.37		6.4						
3/23/2020									
3/24/2020									
3/25/2020							6.01		6.35
3/26/2020								6.1	
3/27/2020									
5/19/2020	5.37	6.03	6.37	5.61	5.8	6.8			
9/14/2020	5.11	5.98	6.52	5.82	5.84	6.73	6.33	6.11	6.56
9/15/2020									
2/9/2021	5.25	6.06	6.4	5.53	5.8	6.75	6.21	6.13	6.35
2/10/2021									
3/30/2021	5.28		6.27			6.73			
3/31/2021				5.5	5.72		6.2		
4/1/2021									6.32
4/6/2021									
4/7/2021		6.12						6.44	
8/17/2021	5.26	6.08				6.84			
8/18/2021			6.45	5.51	5.85				6.48
8/19/2021							6.22		
8/20/2021								6.13	
2/9/2022	5.28	6.17		5.56	5.84	7.01			
2/10/2022			6.38				6.25	6.19	6.47
2/11/2022									
2/14/2022									
8/17/2022	5.16					6.79			
8/18/2022		6.03	6.32	5.43	5.64		6.52	6.12	6.8
8/19/2022									
8/22/2022									
8/31/2022									
10/25/2022									
10/31/2022									
11/16/2022									
2/21/2023	5.28			5.6	5.82				
2/22/2023						6.85	6.14		6.51
2/23/2023		6.04	6.33					6.04	
8/1/2023	5.3			5.48		6.77			
8/2/2023									

Prediction Limit

Constituent: pH, Field (SU) Analysis Run 4/7/2026 9:10 AM View: Appendix III Interwell

Plant Scherer Client: Southern Company Data: Scherer AP

	SGWA-1 (bg)	SGWA-25 (bg)	SGWA-24 (bg)	SGWA-5 (bg)	SGWA-3 (bg)	SGWA-2 (bg)	SGWC-9	SGWC-12	SGWC-8
8/7/2023					5.84		6.29	5.83	
8/8/2023		6.06	6.35						6.66
2/20/2024	5.44					6.99			
2/21/2024			6.31	5.63	5.96		6.17		6.67
2/23/2024								6.11	
2/26/2024									
2/27/2024		6.7							
7/31/2024	5.3	5.93	6.27	5.49	5.83	6.77			
8/1/2024							6.18	5.97	6.57
8/2/2024									
8/5/2024									
2/19/2025		6.18	6.5				6.21	6.22	6.65
2/20/2025	5.44			5.48	5.89	6.95			
2/21/2025									
7/23/2025									
7/24/2025	5.36				5.95	6.77			
7/28/2025			6.22						
7/29/2025									
7/30/2025		5.9					6.11		6.49
7/31/2025				5.49				6.18	
2/17/2026									
2/18/2026								6.05	
2/19/2026			6.28		5.92				6.53
2/20/2026		5.95				6.74			
2/25/2026							6.26		
3/2/2026	5.37			5.88					

Prediction Limit

Constituent: pH, Field (SU) Analysis Run 4/7/2026 9:10 AM View: Appendix III Interwell

Plant Scherer Client: Southern Company Data: Scherer AP

	SGWC-7	SGWC-6	SGWA-4 (bg)	SGWC-11	SGWC-17	SGWC-15	SGWC-16	SGWC-14	SGWC-13
5/10/2016									
5/11/2016	6.66	6.39	6.49	5.84					
5/12/2016					6.21	4.76	5.29	5.79	6.09
5/13/2016									
6/23/2016									
6/24/2016			6.48						
6/27/2016	6.73	6.3							
6/28/2016				5.77		4.69	5.3	5.77	6.07
6/29/2016					6.21				
8/16/2016									
8/17/2016	6.55	6.28	6.42	5.71					
8/18/2016					6.24	4.73	5.3	5.75	6
8/19/2016									
8/22/2016									
10/13/2016									
10/14/2016									
10/17/2016		6.3	6.44	5.69				5.73	6.01
10/18/2016	6.59				6.18	4.62	5.23		
10/19/2016					6.2				
12/5/2016									
12/6/2016	6.51	6.3	6.48	5.58					5.98
12/7/2016					6.19	4.63	5.31	5.75	
12/8/2016									
2/14/2017	6.3	6.31	6.18						
2/15/2017				5.54	6.25	4.51		5.58	5.74
2/16/2017							4.77		
4/10/2017									
4/11/2017			6.49						
4/12/2017	6.43	6.23		5.47		4.67		5.85	6.01
4/13/2017					6.21		5.28		
6/26/2017			6.48						
6/27/2017	6.56	6.23		5.47	6.27	4.66	5.22	5.86	6.05
6/28/2017									
10/10/2017									
10/11/2017	6.4	6.09	6.42	5.58				5.98	6.14
10/12/2017					6.33	4.76	5.43		
3/26/2018									
3/27/2018	6.6	6.2	6.53	5.65	6.26	4.61	5.28	5.87	6.25
3/28/2018									
6/5/2018									
6/6/2018	6.56	5.99	6.7	5.32					
6/7/2018					6.21	4.62	5.26	5.81	5.93
6/8/2018									
10/5/2018									
10/8/2018		6.3	6.53		6.17		5.29	5.83	6.02
10/9/2018	6.56								
10/16/2018				5.34		4.59			
10/17/2018				5.35		4.67			
10/18/2018									
2/18/2019			6.28						
2/19/2019									
2/20/2019	6.4	6.34		5.22	6.26	4.62	5.23		5.97

Prediction Limit

Constituent: pH, Field (SU) Analysis Run 4/7/2026 9:10 AM View: Appendix III Interwell

Plant Scherer Client: Southern Company Data: Scherer AP

	SGWC-7	SGWC-6	SGWA-4 (bg)	SGWC-11	SGWC-17	SGWC-15	SGWC-16	SGWC-14	SGWC-13
2/21/2019								5.65	
3/28/2019			6.53						
3/29/2019									
4/1/2019	6.57			5.24		4.72		5.89	6.06
4/2/2019		6.25			6.26		5.27		
9/12/2019									
9/13/2019									
9/16/2019		6.26	6.44	5.3					
9/17/2019	6.41				6.23	4.65	5.26	5.78	5.98
9/18/2019									
2/13/2020									
2/17/2020									
2/18/2020	6.35	6.32	6.38	5.09					
2/19/2020					6.16	4.58	5.16	5.75	5.94
3/17/2020									
3/18/2020			6.36						
3/23/2020									
3/24/2020					6.21				
3/25/2020		6.31		5.16					
3/26/2020	6.52								
3/27/2020						4.51	5.17	5.74	5.89
5/19/2020			6.38						
9/14/2020	6.31	6.29	6.4	5.14					6
9/15/2020					6.42	4.87	5.56	6.01	
2/9/2021	6.42	6.34	6.38	5.24		4.63	5.22	5.85	5.98
2/10/2021					6.23				
3/30/2021									
3/31/2021			6.33			4.77			
4/1/2021	6.44	6.31			6.25		5.24		
4/6/2021								5.84	
4/7/2021				5.18					6.07
8/17/2021			6.41						
8/18/2021	6.61	6.33			6.26				
8/19/2021				5.23		4.63	5.28	5.86	5.99
8/20/2021									
2/9/2022	6.77	6.33	6.38						
2/10/2022				5.11			5.21		
2/11/2022					6.39	4.59			6.02
2/14/2022								5.77	
8/17/2022									
8/18/2022	6.77		6.35	5.06					5.78
8/19/2022		6.24				4.61		5.62	
8/22/2022									
8/31/2022					6.26		5.1		
10/25/2022					6.27		5.23		
10/31/2022									
11/16/2022					6.23		5.17		
2/21/2023									
2/22/2023	6.51	6.28	6.36	5.1	6.23				
2/23/2023						4.59	5.13	5.72	5.94
8/1/2023		6.21							
8/2/2023				5.09					5.92

Prediction Limit

Constituent: pH, Field (SU) Analysis Run 4/7/2026 9:10 AM View: Appendix III Interwell

Plant Scherer Client: Southern Company Data: Scherer AP

	SGWC-7	SGWC-6	SGWA-4 (bg)	SGWC-11	SGWC-17	SGWC-15	SGWC-16	SGWC-14	SGWC-13
8/7/2023			6.39		6.25	4.55			
8/8/2023	6.48						5.15	5.73	
2/20/2024		6.36	6.27						
2/21/2024	6.52								
2/23/2024				5.07					6.03
2/26/2024					6.28	4.6	5.13		
2/27/2024								5.84	
7/31/2024	6.39		6.29						
8/1/2024		6.18		5.03		4.68	4.91	5.56	5.84
8/2/2024									
8/5/2024					6.12				
2/19/2025	6.51		6.33		6.28		5.1	5.79	6.06
2/20/2025		6.3		5.38		4.55			
2/21/2025									
7/23/2025					6.11		5.02		
7/24/2025			6.27						
7/28/2025									
7/29/2025		6.09							
7/30/2025	6.37					4.52			5.78
7/31/2025				5.08				5.44	
2/17/2026						4.75			
2/18/2026				5.27	6.2		5.14		5.91
2/19/2026		6.15	6.33					5.48	
2/20/2026	6.46								
2/25/2026									
3/2/2026									

Prediction Limit

Constituent: pH, Field (SU) Analysis Run 4/7/2026 9:10 AM View: Appendix III Interwell

Plant Scherer Client: Southern Company Data: Scherer AP

	SGWC-21	SGWC-22	SGWC-23	SGWC-20	SGWC-19
5/10/2016					
5/11/2016					
5/12/2016	5.95	5.68	6.18	4.36	
5/13/2016					5.55
6/23/2016					
6/24/2016					
6/27/2016					
6/28/2016					
6/29/2016	5.96	5.68	5.88	4.3	5.5
8/16/2016					
8/17/2016					
8/18/2016					
8/19/2016		5.65	5.84		
8/22/2016	5.96			4.37	5.5
10/13/2016					
10/14/2016					
10/17/2016					
10/18/2016	5.9	5.71	5.89	4.26	5.46
10/19/2016					
12/5/2016					
12/6/2016					
12/7/2016	6.03	5.71	5.87		
12/8/2016				4.28	5.39
2/14/2017					
2/15/2017			6.04		
2/16/2017	6.03	5.7		4.29	5.32
4/10/2017					
4/11/2017					
4/12/2017					
4/13/2017	5.93	5.7	5.85	4.24	5.47
6/26/2017					
6/27/2017					
6/28/2017	6	5.66	5.9	4.28	5.5
10/10/2017					
10/11/2017					
10/12/2017	6.09	5.73	6.07	4.32	5.57
3/26/2018					
3/27/2018			5.99		
3/28/2018	6.08	5.89		4.25	5.74
6/5/2018					
6/6/2018					
6/7/2018	6.1	5.66	5.97	4.26	
6/8/2018					5.52
10/5/2018					
10/8/2018	6.14	5.74	5.94		
10/9/2018					5.51
10/16/2018					
10/17/2018					
10/18/2018				4.3	
2/18/2019					
2/19/2019		5.69	5.9		
2/20/2019				4.26	5.58

Prediction Limit

Constituent: pH, Field (SU) Analysis Run 4/7/2026 9:10 AM View: Appendix III Interwell

Plant Scherer Client: Southern Company Data: Scherer AP

	SGWC-21	SGWC-22	SGWC-23	SGWC-20	SGWC-19
2/21/2019	6.08				
3/28/2019					
3/29/2019					
4/1/2019					
4/2/2019	6.09	5.65	5.87	4.33	5.5
9/12/2019					
9/13/2019					
9/16/2019					
9/17/2019	6.27			4.37	5.55
9/18/2019		5.66	5.97		
2/13/2020					
2/17/2020					
2/18/2020	6.06	5.59	5.95	4.3	
2/19/2020					5.53
3/17/2020					
3/18/2020					
3/23/2020	6.12			4.19	5.51
3/24/2020		5.62	6		
3/25/2020					
3/26/2020					
3/27/2020					
5/19/2020					
9/14/2020					
9/15/2020	6.1	5.65	5.89	4.3	5.51
2/9/2021					
2/10/2021	6.21	5.58	5.85	4.22	5.55
3/30/2021	6.17			4.32	5.57
3/31/2021		5.73	5.93		
4/1/2021					
4/6/2021					
4/7/2021					
8/17/2021					
8/18/2021	6.26	5.76	6.01		
8/19/2021				4.28	5.61
8/20/2021					
2/9/2022					
2/10/2022		5.78	6.13		
2/11/2022	6.31			4.25	5.65
2/14/2022					
8/17/2022					
8/18/2022					
8/19/2022					
8/22/2022	6.17	5.62	5.91	4.3	5.54
8/31/2022					
10/25/2022					
10/31/2022	6.29	5.72	6	4.32	5.53
11/16/2022					
2/21/2023					
2/22/2023				4.38	5.53
2/23/2023	6.19	5.72	6		
8/1/2023					
8/2/2023					

Prediction Limit

Constituent: pH, Field (SU) Analysis Run 4/7/2026 9:10 AM View: Appendix III Interwell

Plant Scherer Client: Southern Company Data: Scherer AP

	SGWC-21	SGWC-22	SGWC-23	SGWC-20	SGWC-19
8/7/2023		5.7		4.29	5.45
8/8/2023	6.29		5.92		
2/20/2024					5.61
2/21/2024		5.71	6.02		
2/23/2024					
2/26/2024				4.15	
2/27/2024	6.29				
7/31/2024					
8/1/2024					5.26
8/2/2024	6.2	5.69	5.96	4.26	
8/5/2024					
2/19/2025					
2/20/2025	6.44	5.7		4.17	
2/21/2025			5.93		5.59
7/23/2025					
7/24/2025				4.28	5.4
7/28/2025	6.19	5.63	5.88		
7/29/2025					
7/30/2025					
7/31/2025					
2/17/2026				4.22	
2/18/2026	6.36				5.62
2/19/2026		5.73	5.96		
2/20/2026					
2/25/2026					
3/2/2026					

Prediction Limit

Constituent: Sulfate (mg/L) Analysis Run 4/7/2026 9:10 AM View: Appendix III Interwell

Plant Scherer Client: Southern Company Data: Scherer AP

	SGWA-1 (bg)	SGWA-25 (bg)	SGWA-24 (bg)	SGWA-5 (bg)	SGWA-3 (bg)	SGWA-2 (bg)	SGWC-9	SGWC-12	SGWC-8
5/10/2016	0.6766 (J)	0.686 (J)	<1	0.4716 (J)	2.82	0.4053 (J)			
5/11/2016							313	30.1	61.6
5/12/2016									
5/13/2016									
6/23/2016	0.94 (J)		0.3 (J)	0.46 (J)		0.55 (J)			
6/24/2016					2.3				
6/27/2016		0.61 (J)							64
6/28/2016								25	
6/29/2016							280		
8/16/2016	1.2		<1	<1	1.5	<1			
8/17/2016		<1							63
8/18/2016								24	
8/19/2016									
8/22/2016							300		
10/13/2016	2.9		<1						
10/14/2016		<1		<1	1.2	<1			
10/17/2016								23	64
10/18/2016							280		
10/19/2016									
12/5/2016			<1						
12/6/2016	3.2	<1		<1	1.3	<1		28	72
12/7/2016							280		
12/8/2016									
2/14/2017	0.76 (J)	<1	<1	<1	1.9	<1			73
2/15/2017								33	
2/16/2017							300		
4/10/2017			<1						
4/11/2017	<1	<1		<1	1.3	<1			
4/12/2017								30	64
4/13/2017							280		
6/26/2017	0.74 (J)		<1	<1	1.5	<1			
6/27/2017		<1					340	33	77
6/28/2017									
10/10/2017	0.76 (J)		<1			<1			
10/11/2017		<1		<1	0.98 (J)			33	
10/12/2017							310		74
6/5/2018	<1	<1	<1	<1		<1			
6/6/2018					1.8		320	41	74
6/7/2018									
6/8/2018									
10/16/2018									
10/18/2018									
12/13/2018	<1	<1	<1	<1	1.4	<1			
12/14/2018								43	72
12/17/2018							330		
3/28/2019		<1		<1	1.9				
3/29/2019	<1		<1			0.65 (J)			
4/1/2019							310	48	67
4/2/2019									
9/12/2019				<1					
9/13/2019			<1						
9/16/2019	0.98 (J)	<1			0.92 (J)	0.68 (J)	310	44	

ND substitution: RL or RL/2 if <15% NDs.

Prediction Limit

Constituent: Sulfate (mg/L) Analysis Run 4/7/2026 9:10 AM View: Appendix III Interwell

Plant Scherer Client: Southern Company Data: Scherer AP

	SGWA-1 (bg)	SGWA-25 (bg)	SGWA-24 (bg)	SGWA-5 (bg)	SGWA-3 (bg)	SGWA-2 (bg)	SGWC-9	SGWC-12	SGWC-8
9/17/2019									77
9/18/2019									
3/17/2020		0.61 (J)		0.55 (J)	1.6	0.78 (J)			
3/18/2020	1.2		0.45 (J)						
3/23/2020									
3/24/2020									
3/25/2020							300		62
3/26/2020								44	
3/27/2020									
9/14/2020	0.58 (J)	<1	<1	<1	0.82 (J)	<1	220	41	81
9/15/2020									
3/30/2021	1.2		<1			<1			
3/31/2021				<1	1.1		240		
4/1/2021									74
4/6/2021									
4/7/2021		<1						54	
8/17/2021	<1	<1				<1			
8/18/2021			1	<1	0.9 (J)				78
8/19/2021							160		
8/20/2021								60	
2/9/2022	1	<1		<1	1.3	1.2			
2/10/2022			<1				190	41	80
2/11/2022									
2/14/2022									
8/17/2022	0.94 (J)					0.87 (J)			
8/18/2022		<1	<1	<1	<1		200	50	78
8/19/2022									
8/22/2022									
8/31/2022									
2/21/2023	1.3			1.2	1.6				
2/22/2023						1.4	200		52
2/23/2023		1.3	1.6					57	
8/1/2023	0.48 (J)			<1		0.48 (J)			
8/2/2023									
8/7/2023					0.64 (J)		200	54	
8/8/2023		<1	<1						41
2/20/2024	0.88 (J)					0.9 (J)			
2/21/2024			<1	<1	0.69 (J)		200		44
2/23/2024								61	
2/26/2024									
2/27/2024		0.55 (J)							
7/31/2024	0.52 (J)	<1	<1	<1	0.67 (J)	0.45 (J)			
8/1/2024							160	59	29
8/2/2024									
8/5/2024									
2/19/2025		<1	<1				120	83	37
2/20/2025	0.5 (J)			<1	0.59 (J)	<1			
2/21/2025									
7/23/2025									
7/24/2025	1.3				1.3	1.5			
7/28/2025			<1						
7/29/2025									

ND substitution: RL or RL/2 if <15% NDs.

Prediction Limit

Constituent: Sulfate (mg/L) Analysis Run 4/7/2026 9:10 AM View: Appendix III Interwell

Plant Scherer Client: Southern Company Data: Scherer AP

	SGWA-1 (bg)	SGWA-25 (bg)	SGWA-24 (bg)	SGWA-5 (bg)	SGWA-3 (bg)	SGWA-2 (bg)	SGWC-9	SGWC-12	SGWC-8
7/30/2025		<1					190		37
7/31/2025				<1				86	
2/17/2026									
2/18/2026								110	
2/19/2026			1.5		<1				35
2/20/2026		1.2				1.2			
2/25/2026							110		
3/2/2026	<1			<1					

ND substitution: RL or RL/2 if <15% NDs.

Prediction Limit

Constituent: Sulfate (mg/L) Analysis Run 4/7/2026 9:10 AM View: Appendix III Interwell

Plant Scherer Client: Southern Company Data: Scherer AP

	SGWC-7	SGWC-6	SGWA-4 (bg)	SGWC-11	SGWC-17	SGWC-20	SGWC-14	SGWC-21	SGWC-13
5/10/2016									
5/11/2016	21.6	0.866 (J)	3.75	6.31					
5/12/2016					125	255	194	76.9	89.7
5/13/2016									
6/23/2016									
6/24/2016			3						
6/27/2016	17	0.86 (J)							
6/28/2016				3.7			200		76
6/29/2016					120	270		78	
8/16/2016									
8/17/2016	19	<1	1.8	2.4					
8/18/2016					130		180		78
8/19/2016									
8/22/2016						270		78	
10/13/2016									
10/14/2016									
10/17/2016		<1	1.4	2.1			190		73
10/18/2016	17					240		70	
10/19/2016					140				
12/5/2016									
12/6/2016	18	<1	1.4	1.9					76
12/7/2016					160		200	80	
12/8/2016						240			
2/14/2017	21	1	1.1						
2/15/2017				1.2	160		190		73
2/16/2017						230		77	
4/10/2017									
4/11/2017			1						
4/12/2017	18	<1		1			170		70
4/13/2017					140	220		70	
6/26/2017			0.99 (J)						
6/27/2017	19	<1		1.2	160		200		78
6/28/2017						240		82	
10/10/2017									
10/11/2017	15	<1	0.93 (J)	0.82 (J)			190		72
10/12/2017					170	210		76	
6/5/2018									
6/6/2018	14	<1	0.89 (J)	0.89 (J)					
6/7/2018					170	210	190	79	69
6/8/2018									
10/16/2018				1.3					
10/18/2018						210			
12/13/2018			0.76 (J)						
12/14/2018	10	<1			180		190		74
12/17/2018								88	
3/28/2019			1.2						
3/29/2019									
4/1/2019	16			0.81 (J)			180		82
4/2/2019		1.3			180	220		92	
9/12/2019									
9/13/2019									
9/16/2019		0.53 (J)	1.1	0.72 (J)					

ND substitution: RL or RL/2 if <15% NDs.

Prediction Limit

Constituent: Sulfate (mg/L) Analysis Run 4/7/2026 9:10 AM View: Appendix III Interwell

Plant Scherer Client: Southern Company Data: Scherer AP

	SGWC-7	SGWC-6	SGWA-4 (bg)	SGWC-11	SGWC-17	SGWC-20	SGWC-14	SGWC-21	SGWC-13
9/17/2019	8.7				200	220	200	99	79
9/18/2019									
3/17/2020									
3/18/2020			1.3						
3/23/2020						220		120	
3/24/2020					190				
3/25/2020		0.58 (J)		0.58 (J)					
3/26/2020	15								
3/27/2020							180		81
9/14/2020	17	0.46 (J)	0.96 (J)	0.59 (J)					89
9/15/2020					190	200	180	130	
3/30/2021						220		140	
3/31/2021			1.1						
4/1/2021	18	<1			210				
4/6/2021							190		
4/7/2021				1.3					96
8/17/2021			1.1						
8/18/2021	12	<1			200			130	
8/19/2021				<1		230	190		82
8/20/2021									
2/9/2022	7.1	0.88 (J)	1.1						
2/10/2022				<1					
2/11/2022					190	230		120	94
2/14/2022							220		
8/17/2022									
8/18/2022	5.3		<1	<1					95
8/19/2022		<1					200		
8/22/2022						220		130	
8/31/2022					220				
2/21/2023									
2/22/2023	6.7	1.4	1.4	3.1	230	230			
2/23/2023							210	120	96
8/1/2023		0.4 (J)							
8/2/2023				4.8					100
8/7/2023			0.53 (J)		240	240			
8/8/2023	4.5						210	110	
2/20/2024		1.5	<1						
2/21/2024	5.2								
2/23/2024				8					110
2/26/2024					270	280			
2/27/2024							240	130	
7/31/2024	4.8		0.46 (J)						
8/1/2024		<1		13			200		120
8/2/2024						260		100	
8/5/2024					290				
2/19/2025	4.8		0.51 (J)		340		230		170
2/20/2025		<1		31		280		120	
2/21/2025									
7/23/2025					360				
7/24/2025			1.1			270			
7/28/2025								120	
7/29/2025		<1							

ND substitution: RL or RL/2 if <15% NDs.

Prediction Limit

Constituent: Sulfate (mg/L) Analysis Run 4/7/2026 9:10 AM View: Appendix III Interwell

Plant Scherer Client: Southern Company Data: Scherer AP

	SGWC-7	SGWC-6	SGWA-4 (bg)	SGWC-11	SGWC-17	SGWC-20	SGWC-14	SGWC-21	SGWC-13
7/30/2025	4.4								170
7/31/2025				28			220		
2/17/2026						310			
2/18/2026				48	350			100	170
2/19/2026		<1	1.2				220		
2/20/2026	5.3								
2/25/2026									
3/2/2026									

ND substitution: RL or RL/2 if <15% NDs.

Prediction Limit

Constituent: Sulfate (mg/L) Analysis Run 4/7/2026 9:10 AM View: Appendix III Interwell

Plant Scherer Client: Southern Company Data: Scherer AP

	SGWC-22	SGWC-16	SGWC-23	SGWC-15	SGWC-19
5/10/2016					
5/11/2016					
5/12/2016	85.3	9.9	131	194	
5/13/2016					212
6/23/2016					
6/24/2016					
6/27/2016					
6/28/2016		11		200	
6/29/2016	84		120		220
8/16/2016					
8/17/2016					
8/18/2016		14		190	
8/19/2016	81		120		
8/22/2016					220
10/13/2016					
10/14/2016					
10/17/2016					
10/18/2016	83	15	130	190	210
10/19/2016					
12/5/2016					
12/6/2016					
12/7/2016	85	17	140	200	
12/8/2016					220
2/14/2017					
2/15/2017			120	190	
2/16/2017	83	17			210
4/10/2017					
4/11/2017					
4/12/2017				170	
4/13/2017	79	15	100		190
6/26/2017					
6/27/2017		19		200	
6/28/2017	90		120		220
10/10/2017					
10/11/2017					
10/12/2017	87	20	120	190	210
6/5/2018					
6/6/2018					
6/7/2018	94	25	100	190	
6/8/2018					220
10/16/2018				200	
10/18/2018					
12/13/2018					
12/14/2018					
12/17/2018	99	28	96		270
3/28/2019					
3/29/2019					
4/1/2019				190	
4/2/2019	100	31	95		240
9/12/2019					
9/13/2019					
9/16/2019					

Prediction Limit

Constituent: Sulfate (mg/L) Analysis Run 4/7/2026 9:10 AM View: Appendix III Interwell

Plant Scherer Client: Southern Company Data: Scherer AP

	SGWC-22	SGWC-16	SGWC-23	SGWC-15	SGWC-19
9/17/2019		33		220	260
9/18/2019	100		95		
3/17/2020					
3/18/2020					
3/23/2020					250
3/24/2020	100		71		
3/25/2020					
3/26/2020					
3/27/2020		35		190	
9/14/2020					
9/15/2020	110	36	72	190	250
3/30/2021					270
3/31/2021	120		75	200	
4/1/2021		37			
4/6/2021					
4/7/2021					
8/17/2021					
8/18/2021	110		66		
8/19/2021		38		200	280
8/20/2021					
2/9/2022					
2/10/2022	100	45	73		
2/11/2022				200	260
2/14/2022					
8/17/2022					
8/18/2022					
8/19/2022				180	
8/22/2022	110		61		260
8/31/2022		49			
2/21/2023					
2/22/2023					260
2/23/2023	120	55	64	190	
8/1/2023					
8/2/2023					
8/7/2023	110			190	260
8/8/2023		59	55		
2/20/2024					310
2/21/2024	110		64		
2/23/2024					
2/26/2024		69		210	
2/27/2024					
7/31/2024					
8/1/2024		73		240	26
8/2/2024	93		45		
8/5/2024					
2/19/2025		84			
2/20/2025	88			210	
2/21/2025			52		270
7/23/2025		87			
7/24/2025					290
7/28/2025	71		36		
7/29/2025					

Prediction Limit

Constituent: Sulfate (mg/L) Analysis Run 4/7/2026 9:10 AM View: Appendix III Interwell

Plant Scherer Client: Southern Company Data: Scherer AP

	SGWC-22	SGWC-16	SGWC-23	SGWC-15	SGWC-19
7/30/2025				200	
7/31/2025					
2/17/2026				230	
2/18/2026		96			270
2/19/2026	62		41		
2/20/2026					
2/25/2026					
3/2/2026					

Prediction Limit

Constituent: TDS (mg/L) Analysis Run 4/7/2026 9:10 AM View: Appendix III Interwell

Plant Scherer Client: Southern Company Data: Scherer AP

	SGWA-1 (bg)	SGWA-25 (bg)	SGWA-24 (bg)	SGWA-5 (bg)	SGWA-3 (bg)	SGWA-2 (bg)	SGWC-9	SGWC-12	SGWC-8
5/10/2016	44	100	110	64	59	96			
5/11/2016							527	195	330
5/12/2016									
5/13/2016									
6/23/2016	38		118	58		91			
6/24/2016					39				
6/27/2016		117							423
6/28/2016								200	
6/29/2016							562		
8/16/2016	22		110	52	38	100			
8/17/2016		86							410
8/18/2016								200	
8/19/2016									
8/22/2016							500		
10/13/2016	66		120						
10/14/2016		80		58	34	100			
10/17/2016								160	370
10/18/2016							490		
10/19/2016									
12/5/2016			110						
12/6/2016	54	110		72	70	110		220	420
12/7/2016							510		
12/8/2016									
2/14/2017	18	98	86	52	32	76			370
2/15/2017								200	
2/16/2017							520		
4/10/2017			120						
4/11/2017	50	110		78	64	120			
4/12/2017								180	370
4/13/2017							590		
6/26/2017	60		130	80	64	110			
6/27/2017		18					550	200	380
6/28/2017									
10/10/2017	36		110			100			
10/11/2017		94		64	42			190	
10/12/2017							560		400
6/5/2018	8	80	76	50		74			
6/6/2018					46		590	260	410
6/7/2018									
6/8/2018									
10/16/2018									
10/18/2018									
12/13/2018	16	4 (J)	100	58	4 (J)	110			
12/14/2018								190	390
12/17/2018							510		
3/28/2019		79		58	43				
3/29/2019	<10		110			72			
4/1/2019							580	200	370
4/2/2019									
9/12/2019				22					
9/13/2019			200						
9/16/2019	17	42			19	91	550	200	

ND substitution: RL or RL/2 if <15% NDs.

Prediction Limit

Constituent: TDS (mg/L) Analysis Run 4/7/2026 9:10 AM View: Appendix III Interwell

Plant Scherer Client: Southern Company Data: Scherer AP

	SGWA-1 (bg)	SGWA-25 (bg)	SGWA-24 (bg)	SGWA-5 (bg)	SGWA-3 (bg)	SGWA-2 (bg)	SGWC-9	SGWC-12	SGWC-8
9/17/2019									380
9/18/2019									
3/17/2020		98		30	52	100			
3/18/2020	25		110						
3/23/2020									
3/24/2020									
3/25/2020							540		360
3/26/2020								200	
3/27/2020									
9/14/2020	20	71	95	36	55	93	470	190	360
9/15/2020									
3/30/2021	32		110			110			
3/31/2021				35	57		430		
4/1/2021									360
4/6/2021									
4/7/2021		95						210	
8/17/2021	27	97				110			
8/18/2021			120	53	66				410
8/19/2021							380		
8/20/2021								220	
2/9/2022	45	93		60	54	100			
2/10/2022			130				410	210	400
2/11/2022									
2/14/2022									
8/17/2022	82					130			
8/18/2022		88	170	94	64		470	230	420
8/19/2022									
8/22/2022									
11/16/2022									
2/21/2023	41			65	55				
2/22/2023						100	430		350
2/23/2023		90	130					220	
8/1/2023	61			80		110			
8/2/2023									
8/7/2023					59		430	210	
8/8/2023		91	130						360
2/20/2024	45					100			
2/21/2024			140	78	54		380		320
2/23/2024								170	
2/26/2024									
2/27/2024		96							
7/31/2024	47	90	130	80	59	110			
8/1/2024							360	220	300
8/2/2024									
8/5/2024									
2/19/2025		92	130				310	220	330
2/20/2025	48			74	51	100			
2/21/2025									
7/23/2025									
7/24/2025	71				100	160			
7/28/2025			150						
7/29/2025									

Prediction Limit

Constituent: TDS (mg/L) Analysis Run 4/7/2026 9:10 AM View: Appendix III Interwell

Plant Scherer Client: Southern Company Data: Scherer AP

	SGWA-1 (bg)	SGWA-25 (bg)	SGWA-24 (bg)	SGWA-5 (bg)	SGWA-3 (bg)	SGWA-2 (bg)	SGWC-9	SGWC-12	SGWC-8
7/30/2025		76					460		310
7/31/2025				82				260	
2/17/2026									
2/18/2026								300	
2/19/2026			140		57				310
2/20/2026		100				110			
2/25/2026							350		
3/2/2026	44			93					

Prediction Limit

Constituent: TDS (mg/L) Analysis Run 4/7/2026 9:10 AM View: Appendix III Interwell

Plant Scherer Client: Southern Company Data: Scherer AP

	SGWC-7	SGWC-6	SGWA-4 (bg)	SGWC-11	SGWC-17	SGWC-20	SGWC-14	SGWC-21	SGWC-13
5/10/2016									
5/11/2016	222	104	91	80					
5/12/2016					261	386	309	260	190
5/13/2016									
6/23/2016									
6/24/2016			78						
6/27/2016	275	112							
6/28/2016				134			333		198
6/29/2016					323	436		311	
8/16/2016									
8/17/2016	220	86	100	42					
8/18/2016					310		320		180
8/19/2016									
8/22/2016						290		390	
10/13/2016									
10/14/2016									
10/17/2016		60	58	24			320		140
10/18/2016	210					200		300	
10/19/2016					330 (D)				
12/5/2016									
12/6/2016	250	90	98	70					110
12/7/2016					370		340	310	
12/8/2016						370			
2/14/2017	210	54	78						
2/15/2017				34	350		340		160
2/16/2017						350		310	
4/10/2017									
4/11/2017			110						
4/12/2017	200	64		36			300		140
4/13/2017					390	380		300	
6/26/2017			110						
6/27/2017	180	40		8	350		320		170
6/28/2017						320		290	
10/10/2017									
10/11/2017	210	82	120	56			340		170
10/12/2017					380	350		290	
6/5/2018									
6/6/2018	210	100	120	40					
6/7/2018					360	320	340	260	190
6/8/2018									
10/16/2018				100					
10/18/2018						370			
12/13/2018			94						
12/14/2018	170	44			390		280		140
12/17/2018								310	
3/28/2019			110						
3/29/2019									
4/1/2019	200			33			330		190
4/2/2019		91			400	370		300	
9/12/2019									
9/13/2019									
9/16/2019		76	57	<10					

ND substitution: RL or RL/2 if <15% NDs.

Prediction Limit

Constituent: TDS (mg/L) Analysis Run 4/7/2026 9:10 AM View: Appendix III Interwell

Plant Scherer Client: Southern Company Data: Scherer AP

	SGWC-7	SGWC-6	SGWA-4 (bg)	SGWC-11	SGWC-17	SGWC-20	SGWC-14	SGWC-21	SGWC-13
9/17/2019	140				380	320	310	290	170
9/18/2019									
3/17/2020									
3/18/2020			140						
3/23/2020						330		330	
3/24/2020					430				
3/25/2020		94		38					
3/26/2020	180								
3/27/2020							330		200
9/14/2020	200	99	110	39					190
9/15/2020					440	350	360	390	
3/30/2021						350		380	
3/31/2021			120						
4/1/2021	200	83			410				
4/6/2021							320		
4/7/2021				40					200
8/17/2021			130						
8/18/2021	210	140			450			380	
8/19/2021				36		340	370		210
8/20/2021									
2/9/2022	170	130	110						
2/10/2022				39					
2/11/2022					440	350		350	200
2/14/2022							360		
8/17/2022									
8/18/2022	200		140	54					240
8/19/2022		150					370		
8/22/2022						370		380	
11/16/2022					430				
2/21/2023									
2/22/2023	170	120	120	41	470	350			
2/23/2023							390	350	230
8/1/2023		100							
8/2/2023				52					220
8/7/2023			130		470	350			
8/8/2023	170						360	360	
2/20/2024		120	130						
2/21/2024	160								
2/23/2024				55					220
2/26/2024					490	380			
2/27/2024							330	360	
7/31/2024	170		130						
8/1/2024		130		69			340		240
8/2/2024						360		380	
8/5/2024					520				
2/19/2025	160		120		520		350		280
2/20/2025		130		90		390		380	
2/21/2025									
7/23/2025					720				
7/24/2025			210			420			
7/28/2025								420	
7/29/2025		130							

Prediction Limit

Constituent: TDS (mg/L) Analysis Run 4/7/2026 9:10 AM View: Appendix III Interwell

Plant Scherer Client: Southern Company Data: Scherer AP

	SGWC-7	SGWC-6	SGWA-4 (bg)	SGWC-11	SGWC-17	SGWC-20	SGWC-14	SGWC-21	SGWC-13
7/30/2025	160								360
7/31/2025				97			420		
2/17/2026						400			
2/18/2026				150	610			420	350
2/19/2026		150	120				370		
2/20/2026	180								
2/25/2026									
3/2/2026									

Prediction Limit

Constituent: TDS (mg/L) Analysis Run 4/7/2026 9:10 AM View: Appendix III Interwell

Plant Scherer Client: Southern Company Data: Scherer AP

	SGWC-22	SGWC-16	SGWC-23	SGWC-15	SGWC-19
5/10/2016					
5/11/2016					
5/12/2016	212	46	288	298	
5/13/2016					366
6/23/2016					
6/24/2016					
6/27/2016					
6/28/2016		60		337	
6/29/2016	214		272		370
8/16/2016					
8/17/2016					
8/18/2016		48		310	
8/19/2016	230		290		
8/22/2016					350
10/13/2016					
10/14/2016					
10/17/2016					
10/18/2016	190	60	270	320	340
10/19/2016					
12/5/2016					
12/6/2016					
12/7/2016	230	64	300	270	
12/8/2016					350
2/14/2017					
2/15/2017			260	310	
2/16/2017	200	40			340
4/10/2017					
4/11/2017					
4/12/2017				280	
4/13/2017	220	76	300		350
6/26/2017					
6/27/2017		50		290	
6/28/2017	190		250		340
10/10/2017					
10/11/2017					
10/12/2017	230	68	280	330	370
6/5/2018					
6/6/2018					
6/7/2018	210	74	220	310	
6/8/2018					320
10/16/2018				350	
10/18/2018					
12/13/2018					
12/14/2018					
12/17/2018	260	42	30		250
3/28/2019					
3/29/2019					
4/1/2019				330	
4/2/2019	240	73	250		420
9/12/2019					
9/13/2019					
9/16/2019					

Prediction Limit

Constituent: TDS (mg/L) Analysis Run 4/7/2026 9:10 AM View: Appendix III Interwell

Plant Scherer Client: Southern Company Data: Scherer AP

	SGWC-22	SGWC-16	SGWC-23	SGWC-15	SGWC-19
9/17/2019		59		320	400
9/18/2019	470		490		
3/17/2020					
3/18/2020					
3/23/2020					390
3/24/2020	250		210		
3/25/2020					
3/26/2020					
3/27/2020		99		330	
9/14/2020					
9/15/2020	250	90	210	340	450
3/30/2021					420
3/31/2021	240		220	300	
4/1/2021		88			
4/6/2021					
4/7/2021					
8/17/2021					
8/18/2021	260		210		
8/19/2021		100		320	440
8/20/2021					
2/9/2022					
2/10/2022	250	100	230		
2/11/2022				310	440
2/14/2022					
8/17/2022					
8/18/2022					
8/19/2022				320	
8/22/2022	3400		220		450
11/16/2022		110			
2/21/2023					
2/22/2023					440
2/23/2023	260	130	210	300	
8/1/2023					
8/2/2023					
8/7/2023	300			360	420
8/8/2023		130	210		
2/20/2024					420
2/21/2024	1000		230		
2/23/2024					
2/26/2024		140		320	
2/27/2024					
7/31/2024					
8/1/2024		150		320	410
8/2/2024	220		190		
8/5/2024					
2/19/2025		150			
2/20/2025	210			320	
2/21/2025			190		420
7/23/2025		170			
7/24/2025					580
7/28/2025	210		170		
7/29/2025					

Prediction Limit

Constituent: TDS (mg/L) Analysis Run 4/7/2026 9:10 AM View: Appendix III Interwell

Plant Scherer Client: Southern Company Data: Scherer AP

	SGWC-22	SGWC-16	SGWC-23	SGWC-15	SGWC-19
7/30/2025				440	
7/31/2025					
2/17/2026				320	
2/18/2026		190			450
2/19/2026	170		180		
2/20/2026					
2/25/2026					
3/2/2026					

FIGURE E.

Appendix III Trend Tests - Prediction Limit Exceedances - Significant Results

Plant Scherer Client: Southern Company Data: Scherer AP Printed 4/6/2026, 9:44 AM

Constituent	Well	Slope	Calc.	Critical	Sig.	N	%NDs	Normality	Xform	Alpha	Method
Boron (mg/L)	SGWC-11	0.06008	292	118	Yes	26	0	n/a	n/a	0.01	NP
Boron (mg/L)	SGWC-13	0.03008	126	118	Yes	26	0	n/a	n/a	0.01	NP
Boron (mg/L)	SGWC-16	0.03124	202	118	Yes	26	0	n/a	n/a	0.01	NP
Boron (mg/L)	SGWC-20	-0.0499	-150	-118	Yes	26	0	n/a	n/a	0.01	NP
Boron (mg/L)	SGWC-22	0.01502	127	118	Yes	26	0	n/a	n/a	0.01	NP
Boron (mg/L)	SGWC-23	-0.03134	-193	-118	Yes	26	0	n/a	n/a	0.01	NP
Calcium (mg/L)	SGWA-2 (bg)	0.2453	197	118	Yes	26	0	n/a	n/a	0.01	NP
Calcium (mg/L)	SGWA-3 (bg)	0.1381	146	118	Yes	26	0	n/a	n/a	0.01	NP
Calcium (mg/L)	SGWA-4 (bg)	0.5974	216	118	Yes	26	0	n/a	n/a	0.01	NP
Calcium (mg/L)	SGWA-5 (bg)	0.04785	156	118	Yes	26	0	n/a	n/a	0.01	NP
Calcium (mg/L)	SGWA-24 (bg)	0.6791	247	118	Yes	26	0	n/a	n/a	0.01	NP
Calcium (mg/L)	SGWC-9	-2.19	-177	-118	Yes	26	0	n/a	n/a	0.01	NP
Calcium (mg/L)	SGWC-12	0.3027	127	118	Yes	26	0	n/a	n/a	0.01	NP
Calcium (mg/L)	SGWC-13	1.243	264	118	Yes	26	0	n/a	n/a	0.01	NP
Calcium (mg/L)	SGWC-17	3.926	282	118	Yes	26	0	n/a	n/a	0.01	NP
Calcium (mg/L)	SGWC-19	0.8208	130	118	Yes	26	0	n/a	n/a	0.01	NP
Calcium (mg/L)	SGWC-21	1.567	211	118	Yes	26	0	n/a	n/a	0.01	NP
Chloride (mg/L)	SGWA-24 (bg)	0.1848	186	118	Yes	26	0	n/a	n/a	0.01	NP
Chloride (mg/L)	SGWC-7	-0.3121	-213	-118	Yes	26	0	n/a	n/a	0.01	NP
Chloride (mg/L)	SGWC-9	1.221	228	118	Yes	26	0	n/a	n/a	0.01	NP
Chloride (mg/L)	SGWC-11	0.3946	183	118	Yes	26	0	n/a	n/a	0.01	NP
Chloride (mg/L)	SGWC-12	0.1453	164	118	Yes	26	0	n/a	n/a	0.01	NP
Chloride (mg/L)	SGWC-13	1.238	271	118	Yes	26	0	n/a	n/a	0.01	NP
Chloride (mg/L)	SGWC-14	0.5225	168	118	Yes	26	0	n/a	n/a	0.01	NP
Chloride (mg/L)	SGWC-15	0.3594	204	118	Yes	26	0	n/a	n/a	0.01	NP
Chloride (mg/L)	SGWC-16	0.2861	224	118	Yes	26	0	n/a	n/a	0.01	NP
Chloride (mg/L)	SGWC-20	-0.2072	-130	-118	Yes	26	0	n/a	n/a	0.01	NP
Fluoride (mg/L)	SGWC-20	-0.01568	-203	-146	Yes	30	10	n/a	n/a	0.01	NP
pH, Field (SU)	SGWA-3 (bg)	0.02171	201	152	Yes	31	0	n/a	n/a	0.01	NP
pH, Field (SU)	SGWA-4 (bg)	-0.01838	-215	-152	Yes	31	0	n/a	n/a	0.01	NP
Sulfate (mg/L)	SGWA-3 (bg)	-0.1092	-167	-118	Yes	26	7.692	n/a	n/a	0.01	NP
Sulfate (mg/L)	SGWA-4 (bg)	-0.0867	-133	-118	Yes	26	7.692	n/a	n/a	0.01	NP
Sulfate (mg/L)	SGWC-7	-1.638	-225	-118	Yes	26	0	n/a	n/a	0.01	NP
Sulfate (mg/L)	SGWC-9	-17	-179	-118	Yes	26	0	n/a	n/a	0.01	NP
Sulfate (mg/L)	SGWC-12	5.472	261	118	Yes	26	0	n/a	n/a	0.01	NP
Sulfate (mg/L)	SGWC-13	4.803	217	118	Yes	26	0	n/a	n/a	0.01	NP
Sulfate (mg/L)	SGWC-14	3.209	127	118	Yes	26	0	n/a	n/a	0.01	NP
Sulfate (mg/L)	SGWC-16	6.958	319	118	Yes	26	0	n/a	n/a	0.01	NP
Sulfate (mg/L)	SGWC-17	18.28	295	118	Yes	26	0	n/a	n/a	0.01	NP
Sulfate (mg/L)	SGWC-19	7.249	167	118	Yes	26	0	n/a	n/a	0.01	NP
Sulfate (mg/L)	SGWC-21	5.364	174	118	Yes	26	0	n/a	n/a	0.01	NP
Sulfate (mg/L)	SGWC-23	-9.322	-274	-118	Yes	26	0	n/a	n/a	0.01	NP
TDS (mg/L)	SGWA-4 (bg)	4.848	172	118	Yes	26	0	n/a	n/a	0.01	NP
TDS (mg/L)	SGWA-24 (bg)	3.066	133	118	Yes	26	0	n/a	n/a	0.01	NP
TDS (mg/L)	SGWC-8	-7.121	-139	-118	Yes	26	0	n/a	n/a	0.01	NP
TDS (mg/L)	SGWC-9	-19.11	-175	-118	Yes	26	0	n/a	n/a	0.01	NP
TDS (mg/L)	SGWC-12	3.885	133	118	Yes	26	0	n/a	n/a	0.01	NP
TDS (mg/L)	SGWC-13	12.33	218	118	Yes	26	0	n/a	n/a	0.01	NP
TDS (mg/L)	SGWC-14	5.445	146	118	Yes	26	0	n/a	n/a	0.01	NP
TDS (mg/L)	SGWC-17	23.9	282	118	Yes	26	0	n/a	n/a	0.01	NP
TDS (mg/L)	SGWC-19	11.41	162	118	Yes	26	0	n/a	n/a	0.01	NP
TDS (mg/L)	SGWC-21	11.17	151	118	Yes	26	0	n/a	n/a	0.01	NP

Appendix III Trend Tests - Prediction Limit Exceedances - All Results

Plant Scherer Client: Southern Company Data: Scherer AP Printed 4/6/2026, 9:44 AM

Constituent	Well	Slope	Calc.	Critical	Sig.	N	%NDs	Normality	Xform	Alpha	Method
Boron (mg/L)	SGWA-1 (bg)	0	-40	-118	No	26	84.62	n/a	n/a	0.01	NP
Boron (mg/L)	SGWA-2 (bg)	0	-42	-118	No	26	84.62	n/a	n/a	0.01	NP
Boron (mg/L)	SGWA-3 (bg)	0	-4	-118	No	26	84.62	n/a	n/a	0.01	NP
Boron (mg/L)	SGWA-4 (bg)	0	3	118	No	26	92.31	n/a	n/a	0.01	NP
Boron (mg/L)	SGWA-5 (bg)	0	-37	-118	No	26	92.31	n/a	n/a	0.01	NP
Boron (mg/L)	SGWA-24 (bg)	0	7	118	No	26	92.31	n/a	n/a	0.01	NP
Boron (mg/L)	SGWA-25 (bg)	0	20	118	No	26	88.46	n/a	n/a	0.01	NP
Boron (mg/L)	SGWC-9	-0.02437	-95	-118	No	26	0	n/a	n/a	0.01	NP
Boron (mg/L)	**SGWC-11**	**0.06008**	**292**	**118**	**Yes**	**26**	**0**	**n/a**	**n/a**	**0.01**	**NP**
Boron (mg/L)	**SGWC-13**	**0.03008**	**126**	**118**	**Yes**	**26**	**0**	**n/a**	**n/a**	**0.01**	**NP**
Boron (mg/L)	SGWC-14	0.0134	85	118	No	26	0	n/a	n/a	0.01	NP
Boron (mg/L)	SGWC-15	-0.02393	-101	-118	No	26	0	n/a	n/a	0.01	NP
Boron (mg/L)	**SGWC-16**	**0.03124**	**202**	**118**	**Yes**	**26**	**0**	**n/a**	**n/a**	**0.01**	**NP**
Boron (mg/L)	SGWC-17	0.005609	45	118	No	26	0	n/a	n/a	0.01	NP
Boron (mg/L)	SGWC-19	0.01458	77	118	No	26	0	n/a	n/a	0.01	NP
Boron (mg/L)	**SGWC-20**	**-0.0499**	**-150**	**-118**	**Yes**	**26**	**0**	**n/a**	**n/a**	**0.01**	**NP**
Boron (mg/L)	SGWC-21	-0.01186	-75	-118	No	26	0	n/a	n/a	0.01	NP
Boron (mg/L)	**SGWC-22**	**0.01502**	**127**	**118**	**Yes**	**26**	**0**	**n/a**	**n/a**	**0.01**	**NP**
Boron (mg/L)	**SGWC-23**	**-0.03134**	**-193**	**-118**	**Yes**	**26**	**0**	**n/a**	**n/a**	**0.01**	**NP**
Calcium (mg/L)	SGWA-1 (bg)	0	-23	-118	No	26	0	n/a	n/a	0.01	NP
Calcium (mg/L)	**SGWA-2 (bg)**	**0.2453**	**197**	**118**	**Yes**	**26**	**0**	**n/a**	**n/a**	**0.01**	**NP**
Calcium (mg/L)	**SGWA-3 (bg)**	**0.1381**	**146**	**118**	**Yes**	**26**	**0**	**n/a**	**n/a**	**0.01**	**NP**
Calcium (mg/L)	**SGWA-4 (bg)**	**0.5974**	**216**	**118**	**Yes**	**26**	**0**	**n/a**	**n/a**	**0.01**	**NP**
Calcium (mg/L)	**SGWA-5 (bg)**	**0.04785**	**156**	**118**	**Yes**	**26**	**0**	**n/a**	**n/a**	**0.01**	**NP**
Calcium (mg/L)	**SGWA-24 (bg)**	**0.6791**	**247**	**118**	**Yes**	**26**	**0**	**n/a**	**n/a**	**0.01**	**NP**
Calcium (mg/L)	SGWA-25 (bg)	-0.009764	-33	-118	No	26	0	n/a	n/a	0.01	NP
Calcium (mg/L)	SGWC-8	-0.7046	-75	-118	No	26	0	n/a	n/a	0.01	NP
Calcium (mg/L)	**SGWC-9**	**-2.19**	**-177**	**-118**	**Yes**	**26**	**0**	**n/a**	**n/a**	**0.01**	**NP**
Calcium (mg/L)	**SGWC-12**	**0.3027**	**127**	**118**	**Yes**	**26**	**0**	**n/a**	**n/a**	**0.01**	**NP**
Calcium (mg/L)	**SGWC-13**	**1.243**	**264**	**118**	**Yes**	**26**	**0**	**n/a**	**n/a**	**0.01**	**NP**
Calcium (mg/L)	SGWC-14	0	-5	-118	No	26	0	n/a	n/a	0.01	NP
Calcium (mg/L)	**SGWC-17**	**3.926**	**282**	**118**	**Yes**	**26**	**0**	**n/a**	**n/a**	**0.01**	**NP**
Calcium (mg/L)	**SGWC-19**	**0.8208**	**130**	**118**	**Yes**	**26**	**0**	**n/a**	**n/a**	**0.01**	**NP**
Calcium (mg/L)	**SGWC-21**	**1.567**	**211**	**118**	**Yes**	**26**	**0**	**n/a**	**n/a**	**0.01**	**NP**
Chloride (mg/L)	SGWA-1 (bg)	0.0183	59	118	No	26	0	n/a	n/a	0.01	NP
Chloride (mg/L)	SGWA-2 (bg)	0	47	118	No	26	0	n/a	n/a	0.01	NP
Chloride (mg/L)	SGWA-3 (bg)	-0.06354	-108	-118	No	26	0	n/a	n/a	0.01	NP
Chloride (mg/L)	SGWA-4 (bg)	0	11	118	No	26	0	n/a	n/a	0.01	NP
Chloride (mg/L)	SGWA-5 (bg)	0.0292	104	118	No	26	0	n/a	n/a	0.01	NP
Chloride (mg/L)	**SGWA-24 (bg)**	**0.1848**	**186**	**118**	**Yes**	**26**	**0**	**n/a**	**n/a**	**0.01**	**NP**
Chloride (mg/L)	SGWA-25 (bg)	0.02307	30	118	No	26	0	n/a	n/a	0.01	NP
Chloride (mg/L)	**SGWC-7**	**-0.3121**	**-213**	**-118**	**Yes**	**26**	**0**	**n/a**	**n/a**	**0.01**	**NP**
Chloride (mg/L)	SGWC-8	0.4435	106	118	No	26	0	n/a	n/a	0.01	NP
Chloride (mg/L)	**SGWC-9**	**1.221**	**228**	**118**	**Yes**	**26**	**0**	**n/a**	**n/a**	**0.01**	**NP**
Chloride (mg/L)	**SGWC-11**	**0.3946**	**183**	**118**	**Yes**	**26**	**0**	**n/a**	**n/a**	**0.01**	**NP**
Chloride (mg/L)	**SGWC-12**	**0.1453**	**164**	**118**	**Yes**	**26**	**0**	**n/a**	**n/a**	**0.01**	**NP**
Chloride (mg/L)	**SGWC-13**	**1.238**	**271**	**118**	**Yes**	**26**	**0**	**n/a**	**n/a**	**0.01**	**NP**
Chloride (mg/L)	**SGWC-14**	**0.5225**	**168**	**118**	**Yes**	**26**	**0**	**n/a**	**n/a**	**0.01**	**NP**
Chloride (mg/L)	**SGWC-15**	**0.3594**	**204**	**118**	**Yes**	**26**	**0**	**n/a**	**n/a**	**0.01**	**NP**
Chloride (mg/L)	**SGWC-16**	**0.2861**	**224**	**118**	**Yes**	**26**	**0**	**n/a**	**n/a**	**0.01**	**NP**
Chloride (mg/L)	SGWC-17	-0.03869	-61	-118	No	26	0	n/a	n/a	0.01	NP
Chloride (mg/L)	SGWC-19	0.3086	118	118	No	26	0	n/a	n/a	0.01	NP
Chloride (mg/L)	**SGWC-20**	**-0.2072**	**-130**	**-118**	**Yes**	**26**	**0**	**n/a**	**n/a**	**0.01**	**NP**
Chloride (mg/L)	SGWC-21	0.02767	19	118	No	26	0	n/a	n/a	0.01	NP
Chloride (mg/L)	SGWC-22	0	55	118	No	26	0	n/a	n/a	0.01	NP
Chloride (mg/L)	SGWC-23	0.1368	68	118	No	26	0	n/a	n/a	0.01	NP
Fluoride (mg/L)	SGWA-1 (bg)	0	-81	-146	No	30	83.33	n/a	n/a	0.01	NP
Fluoride (mg/L)	SGWA-2 (bg)	0	-42	-146	No	30	40	n/a	n/a	0.01	NP
Fluoride (mg/L)	SGWA-3 (bg)	0	-13	-146	No	30	63.33	n/a	n/a	0.01	NP
Fluoride (mg/L)	SGWA-4 (bg)	0	-47	-139	No	29	37.93	n/a	n/a	0.01	NP
Fluoride (mg/L)	SGWA-5 (bg)	0	-68	-146	No	30	73.33	n/a	n/a	0.01	NP
Fluoride (mg/L)	SGWA-24 (bg)	0	-62	-146	No	30	40	n/a	n/a	0.01	NP
Fluoride (mg/L)	SGWA-25 (bg)	0	23	146	No	30	46.67	n/a	n/a	0.01	NP
Fluoride (mg/L)	SGWC-7	-0.001198	-27	-146	No	30	3.333	n/a	n/a	0.01	NP
Fluoride (mg/L)	SGWC-8	0.009316	54	146	No	30	0	n/a	n/a	0.01	NP
Fluoride (mg/L)	SGWC-11	0	24	146	No	30	76.67	n/a	n/a	0.01	NP
Fluoride (mg/L)	SGWC-15	0	-25	-146	No	30	10	n/a	n/a	0.01	NP
Fluoride (mg/L)	SGWC-19	0	20	146	No	30	76.67	n/a	n/a	0.01	NP

Appendix III Trend Tests - Prediction Limit Exceedances - All Results

Plant Scherer Client: Southern Company Data: Scherer AP Printed 4/6/2026, 9:44 AM

Constituent	Well	Slope	Calc.	Critical	Sig.	N	%NDs	Normality	Xform	Alpha	Method
Fluoride (mg/L)	**SGWC-20**	**-0.01568**	**-203**	**-146**	**Yes**	**30**	**10**	**n/a**	**n/a**	**0.01**	**NP**
Fluoride (mg/L)	SGWC-21	0	14	146	No	30	33.33	n/a	n/a	0.01	NP
pH, Field (SU)	SGWA-1 (bg)	-0.01088	-79	-152	No	31	0	n/a	n/a	0.01	NP
pH, Field (SU)	SGWA-2 (bg)	0.002392	38	152	No	31	0	n/a	n/a	0.01	NP
pH, Field (SU)	**SGWA-3 (bg)**	**0.02171**	**201**	**152**	**Yes**	**31**	**0**	**n/a**	**n/a**	**0.01**	**NP**
pH, Field (SU)	**SGWA-4 (bg)**	**-0.01838**	**-215**	**-152**	**Yes**	**31**	**0**	**n/a**	**n/a**	**0.01**	**NP**
pH, Field (SU)	SGWA-5 (bg)	-0.006864	-59	-161	No	32	0	n/a	n/a	0.01	NP
pH, Field (SU)	SGWA-24 (bg)	0	-17	-152	No	31	0	n/a	n/a	0.01	NP
pH, Field (SU)	SGWA-25 (bg)	-0.01606	-143	-161	No	32	0	n/a	n/a	0.01	NP
pH, Field (SU)	SGWC-15	-0.01007	-109	-152	No	31	0	n/a	n/a	0.01	NP
pH, Field (SU)	SGWC-20	-0.005153	-84	-152	No	31	0	n/a	n/a	0.01	NP
Sulfate (mg/L)	SGWA-1 (bg)	-0.007827	-28	-118	No	26	23.08	n/a	n/a	0.01	NP
Sulfate (mg/L)	SGWA-2 (bg)	0	50	118	No	26	50	n/a	n/a	0.01	NP
Sulfate (mg/L)	**SGWA-3 (bg)**	**-0.1092**	**-167**	**-118**	**Yes**	**26**	**7.692**	**n/a**	**n/a**	**0.01**	**NP**
Sulfate (mg/L)	**SGWA-4 (bg)**	**-0.0867**	**-133**	**-118**	**Yes**	**26**	**7.692**	**n/a**	**n/a**	**0.01**	**NP**
Sulfate (mg/L)	SGWA-5 (bg)	0	58	118	No	26	84.62	n/a	n/a	0.01	NP
Sulfate (mg/L)	SGWA-24 (bg)	0	56	118	No	26	80.77	n/a	n/a	0.01	NP
Sulfate (mg/L)	SGWA-25 (bg)	0	56	118	No	26	76.92	n/a	n/a	0.01	NP
Sulfate (mg/L)	**SGWC-7**	**-1.638**	**-225**	**-118**	**Yes**	**26**	**0**	**n/a**	**n/a**	**0.01**	**NP**
Sulfate (mg/L)	SGWC-8	-2.527	-51	-118	No	26	0	n/a	n/a	0.01	NP
Sulfate (mg/L)	**SGWC-9**	**-17**	**-179**	**-118**	**Yes**	**26**	**0**	**n/a**	**n/a**	**0.01**	**NP**
Sulfate (mg/L)	SGWC-11	0.07521	14	118	No	26	11.54	n/a	n/a	0.01	NP
Sulfate (mg/L)	**SGWC-12**	**5.472**	**261**	**118**	**Yes**	**26**	**0**	**n/a**	**n/a**	**0.01**	**NP**
Sulfate (mg/L)	**SGWC-13**	**4.803**	**217**	**118**	**Yes**	**26**	**0**	**n/a**	**n/a**	**0.01**	**NP**
Sulfate (mg/L)	**SGWC-14**	**3.209**	**127**	**118**	**Yes**	**26**	**0**	**n/a**	**n/a**	**0.01**	**NP**
Sulfate (mg/L)	SGWC-15	1.138	83	118	No	26	0	n/a	n/a	0.01	NP
Sulfate (mg/L)	**SGWC-16**	**6.958**	**319**	**118**	**Yes**	**26**	**0**	**n/a**	**n/a**	**0.01**	**NP**
Sulfate (mg/L)	**SGWC-17**	**18.28**	**295**	**118**	**Yes**	**26**	**0**	**n/a**	**n/a**	**0.01**	**NP**
Sulfate (mg/L)	**SGWC-19**	**7.249**	**167**	**118**	**Yes**	**26**	**0**	**n/a**	**n/a**	**0.01**	**NP**
Sulfate (mg/L)	SGWC-20	1.705	49	118	No	26	0	n/a	n/a	0.01	NP
Sulfate (mg/L)	**SGWC-21**	**5.364**	**174**	**118**	**Yes**	**26**	**0**	**n/a**	**n/a**	**0.01**	**NP**
Sulfate (mg/L)	SGWC-22	3.095	103	118	No	26	0	n/a	n/a	0.01	NP
Sulfate (mg/L)	**SGWC-23**	**-9.322**	**-274**	**-118**	**Yes**	**26**	**0**	**n/a**	**n/a**	**0.01**	**NP**
TDS (mg/L)	SGWA-1 (bg)	1.997	63	118	No	26	3.846	n/a	n/a	0.01	NP
TDS (mg/L)	SGWA-2 (bg)	1.43	86	118	No	26	0	n/a	n/a	0.01	NP
TDS (mg/L)	SGWA-3 (bg)	2.021	78	118	No	26	0	n/a	n/a	0.01	NP
TDS (mg/L)	**SGWA-4 (bg)**	**4.848**	**172**	**118**	**Yes**	**26**	**0**	**n/a**	**n/a**	**0.01**	**NP**
TDS (mg/L)	SGWA-5 (bg)	2.296	93	118	No	26	0	n/a	n/a	0.01	NP
TDS (mg/L)	**SGWA-24 (bg)**	**3.066**	**133**	**118**	**Yes**	**26**	**0**	**n/a**	**n/a**	**0.01**	**NP**
TDS (mg/L)	SGWA-25 (bg)	-0.5688	-34	-118	No	26	0	n/a	n/a	0.01	NP
TDS (mg/L)	**SGWC-8**	**-7.121**	**-139**	**-118**	**Yes**	**26**	**0**	**n/a**	**n/a**	**0.01**	**NP**
TDS (mg/L)	**SGWC-9**	**-19.11**	**-175**	**-118**	**Yes**	**26**	**0**	**n/a**	**n/a**	**0.01**	**NP**
TDS (mg/L)	**SGWC-12**	**3.885**	**133**	**118**	**Yes**	**26**	**0**	**n/a**	**n/a**	**0.01**	**NP**
TDS (mg/L)	**SGWC-13**	**12.33**	**218**	**118**	**Yes**	**26**	**0**	**n/a**	**n/a**	**0.01**	**NP**
TDS (mg/L)	**SGWC-14**	**5.445**	**146**	**118**	**Yes**	**26**	**0**	**n/a**	**n/a**	**0.01**	**NP**
TDS (mg/L)	SGWC-15	1.998	75	118	No	26	0	n/a	n/a	0.01	NP
TDS (mg/L)	**SGWC-17**	**23.9**	**282**	**118**	**Yes**	**26**	**0**	**n/a**	**n/a**	**0.01**	**NP**
TDS (mg/L)	**SGWC-19**	**11.41**	**162**	**118**	**Yes**	**26**	**0**	**n/a**	**n/a**	**0.01**	**NP**
TDS (mg/L)	SGWC-20	4.704	78	118	No	26	0	n/a	n/a	0.01	NP
TDS (mg/L)	**SGWC-21**	**11.17**	**151**	**118**	**Yes**	**26**	**0**	**n/a**	**n/a**	**0.01**	**NP**

Sanitas™ v.10.1.06 Software licensed to Groundwater Stats Consulting. UG
Hollow symbols indicate censored values.

Sen's Slope Estimator

SGWA-1 (bg)

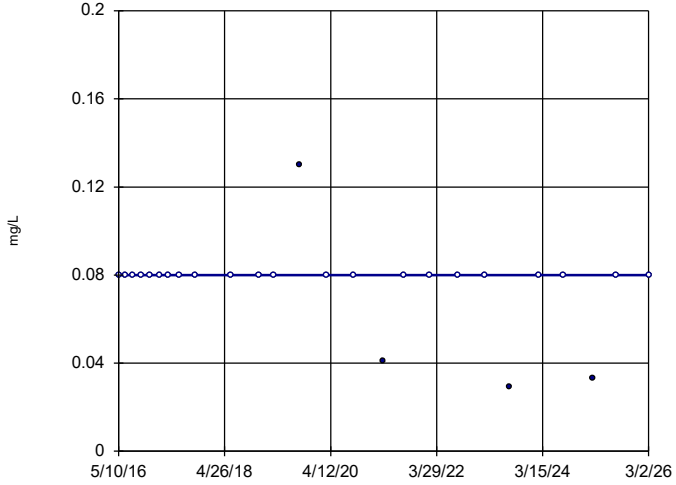

n = 26

Slope = 0
units per year.

Mann-Kendall
statistic = -40
critical = -118

Trend not sig-
nificant at 99%
confidence level
(α = 0.005 per
tail).

Constituent: Boron Analysis Run 4/6/2026 9:41 AM View: Appendix III Trend Tests
Plant Scherer Client: Southern Company Data: Scherer AP

Sanitas™ v.10.1.06 Software licensed to Groundwater Stats Consulting. UG
Hollow symbols indicate censored values.

Sen's Slope Estimator

SGWA-2 (bg)

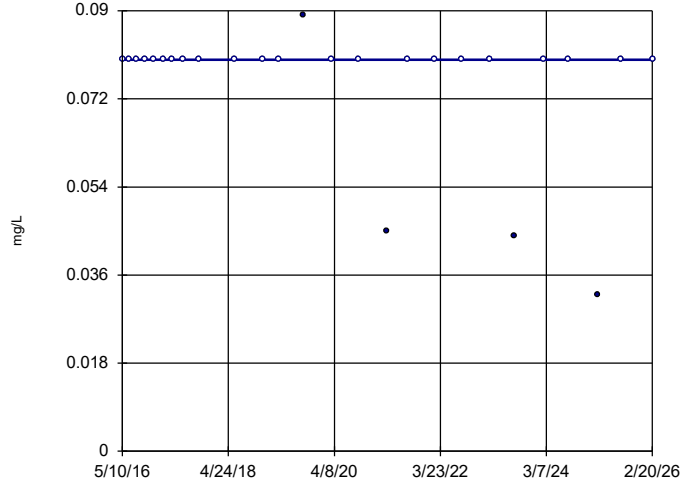

n = 26

Slope = 0
units per year.

Mann-Kendall
statistic = -42
critical = -118

Trend not sig-
nificant at 99%
confidence level
(α = 0.005 per
tail).

Constituent: Boron Analysis Run 4/6/2026 9:41 AM View: Appendix III Trend Tests
Plant Scherer Client: Southern Company Data: Scherer AP

Sanitas™ v.10.1.06 Software licensed to Groundwater Stats Consulting. UG
Hollow symbols indicate censored values.

Sen's Slope Estimator

SGWA-3 (bg)

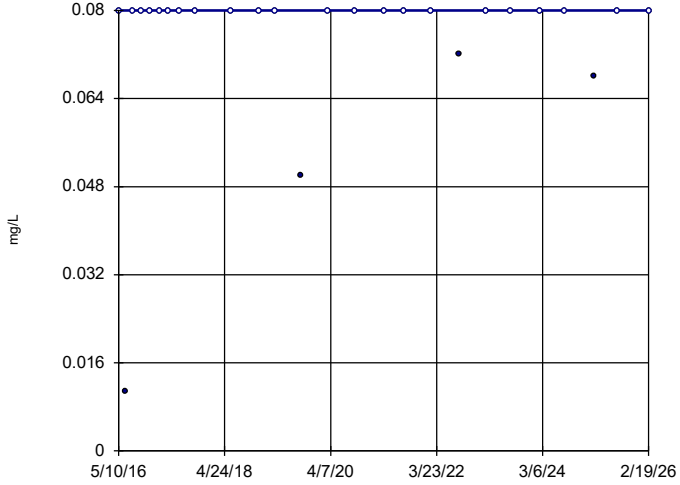

n = 26

Slope = 0
units per year.

Mann-Kendall
statistic = -4
critical = -118

Trend not sig-
nificant at 99%
confidence level
(α = 0.005 per
tail).

Constituent: Boron Analysis Run 4/6/2026 9:41 AM View: Appendix III Trend Tests
Plant Scherer Client: Southern Company Data: Scherer AP

Sanitas™ v.10.1.06 Software licensed to Groundwater Stats Consulting. UG
Hollow symbols indicate censored values.

Sen's Slope Estimator

SGWA-4 (bg)

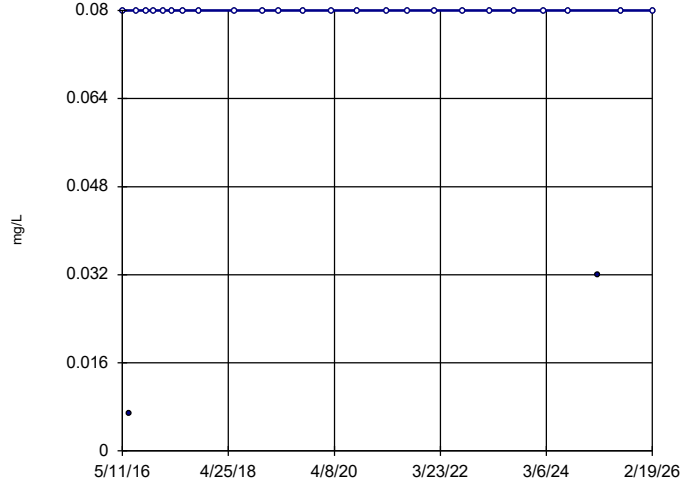

n = 26

Slope = 0
units per year.

Mann-Kendall
statistic = 3
critical = 118

Trend not sig-
nificant at 99%
confidence level
(α = 0.005 per
tail).

Constituent: Boron Analysis Run 4/6/2026 9:41 AM View: Appendix III Trend Tests
Plant Scherer Client: Southern Company Data: Scherer AP

Sanitas™ v.10.1.06 Software licensed to Groundwater Stats Consulting. UG
Hollow symbols indicate censored values.

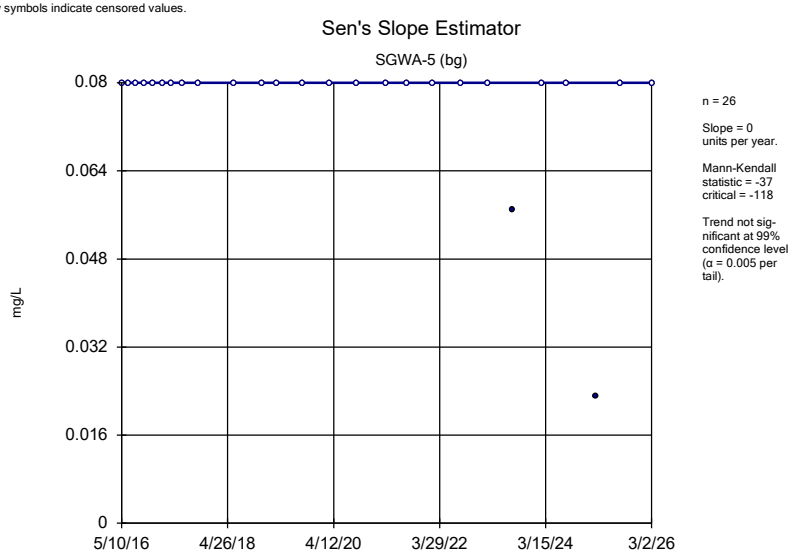

Constituent: Boron Analysis Run 4/6/2026 9:41 AM View: Appendix III Trend Tests
Plant Scherer Client: Southern Company Data: Scherer AP

Sanitas™ v.10.1.06 Software licensed to Groundwater Stats Consulting. UG
Hollow symbols indicate censored values.

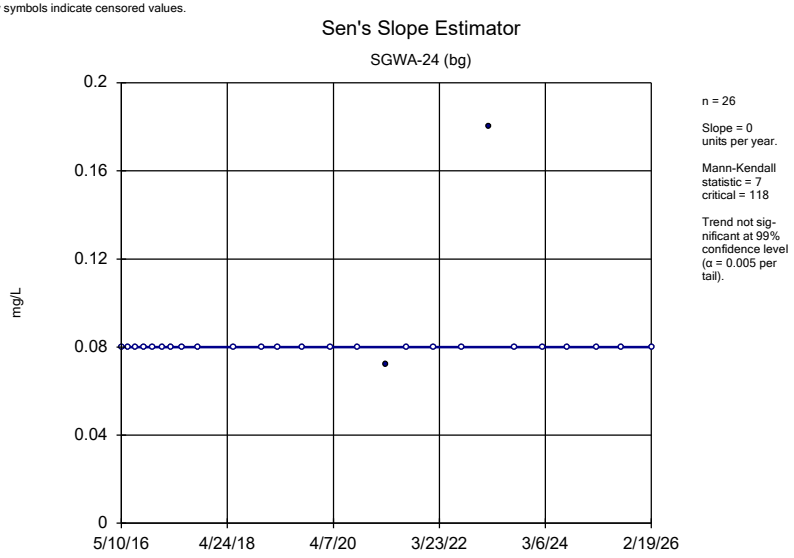

Constituent: Boron Analysis Run 4/6/2026 9:41 AM View: Appendix III Trend Tests
Plant Scherer Client: Southern Company Data: Scherer AP

Sanitas™ v.10.1.06 Software licensed to Groundwater Stats Consulting. UG
Hollow symbols indicate censored values.

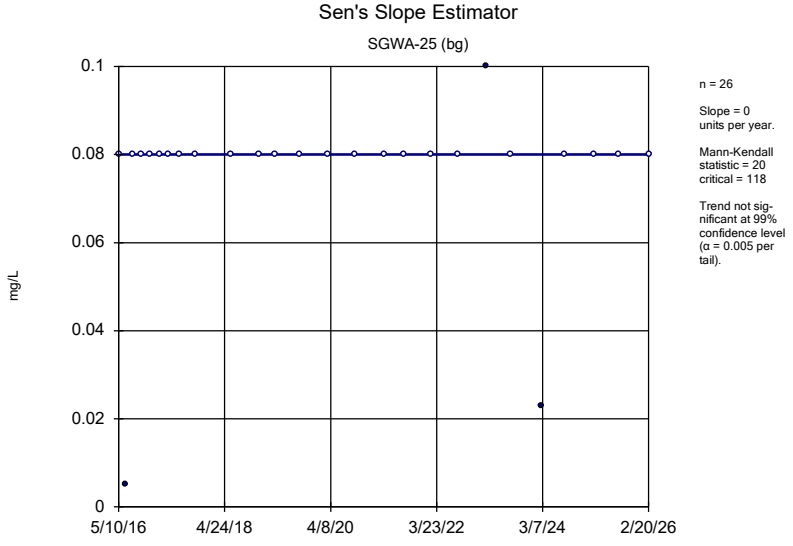

Constituent: Boron Analysis Run 4/6/2026 9:41 AM View: Appendix III Trend Tests
Plant Scherer Client: Southern Company Data: Scherer AP

Sanitas™ v.10.1.06 Software licensed to Groundwater Stats Consulting. UG

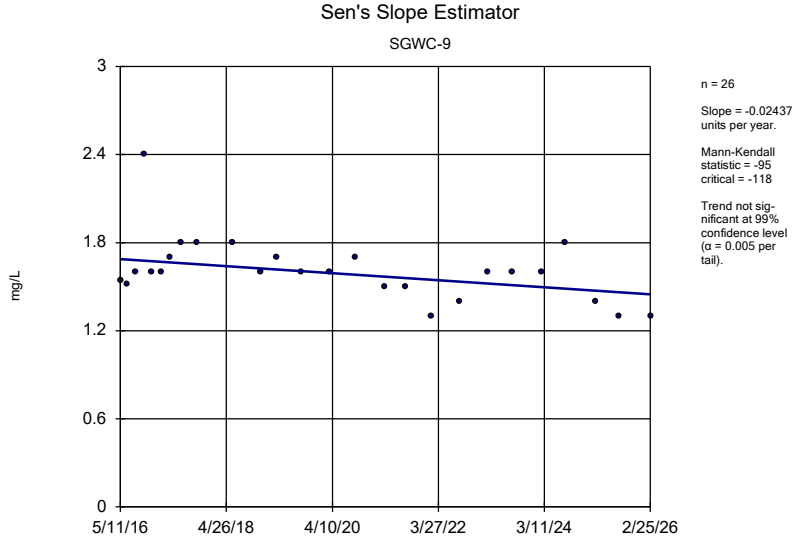

Constituent: Boron Analysis Run 4/6/2026 9:41 AM View: Appendix III Trend Tests
Plant Scherer Client: Southern Company Data: Scherer AP

Sanitas™ v.10.1.06 Software licensed to Groundwater Stats Consulting. UG

Sen's Slope Estimator

SGWC-11

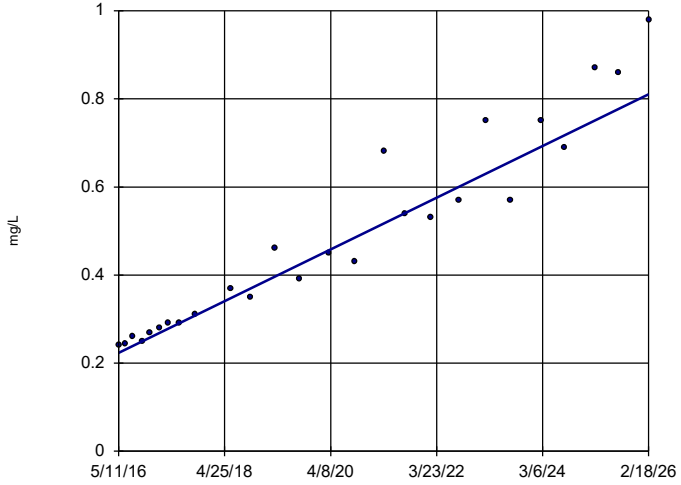

n = 26

Slope = 0.06008 units per year.

Mann-Kendall statistic = 292 critical = 118

Increasing trend significant at 99% confidence level (α = 0.005 per tail).

Constituent: Boron Analysis Run 4/6/2026 9:41 AM View: Appendix III Trend Tests

Plant Scherer Client: Southern Company Data: Scherer AP

Sanitas™ v.10.1.06 Software licensed to Groundwater Stats Consulting. UG

Sen's Slope Estimator

SGWC-13

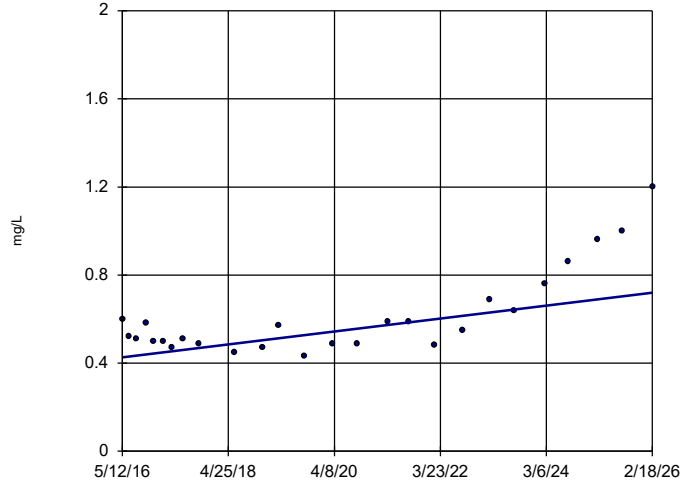

n = 26

Slope = 0.03008 units per year.

Mann-Kendall statistic = 126 critical = 118

Increasing trend significant at 99% confidence level (α = 0.005 per tail).

Constituent: Boron Analysis Run 4/6/2026 9:41 AM View: Appendix III Trend Tests

Plant Scherer Client: Southern Company Data: Scherer AP

Sanitas™ v.10.1.06 Software licensed to Groundwater Stats Consulting. UG

Sen's Slope Estimator

SGWC-14

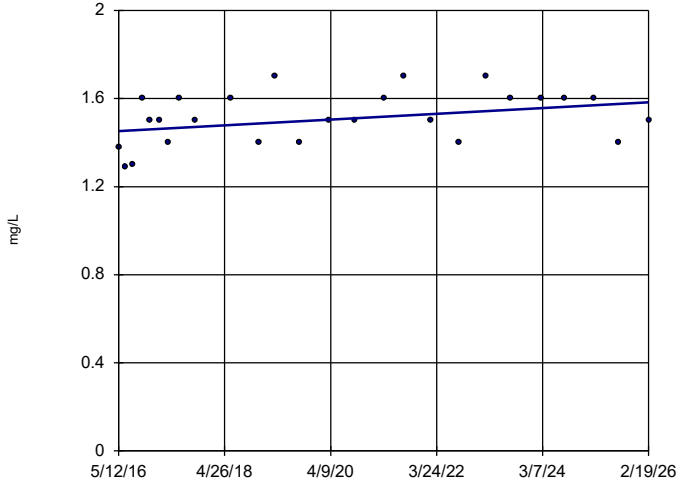

n = 26

Slope = 0.0134 units per year.

Mann-Kendall statistic = 85 critical = 118

Trend not significant at 99% confidence level (α = 0.005 per tail).

Constituent: Boron Analysis Run 4/6/2026 9:41 AM View: Appendix III Trend Tests

Plant Scherer Client: Southern Company Data: Scherer AP

Sanitas™ v.10.1.06 Software licensed to Groundwater Stats Consulting. UG

Sen's Slope Estimator

SGWC-15

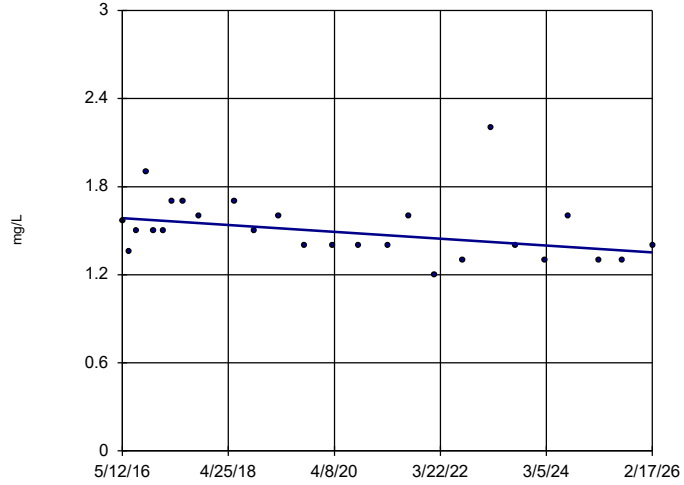

n = 26

Slope = -0.02393 units per year.

Mann-Kendall statistic = -101 critical = -118

Trend not significant at 99% confidence level (α = 0.005 per tail).

Constituent: Boron Analysis Run 4/6/2026 9:41 AM View: Appendix III Trend Tests

Plant Scherer Client: Southern Company Data: Scherer AP

Sanitas™ v.10.1.06 Software licensed to Groundwater Stats Consulting. UG

Sen's Slope Estimator

SGWC-16

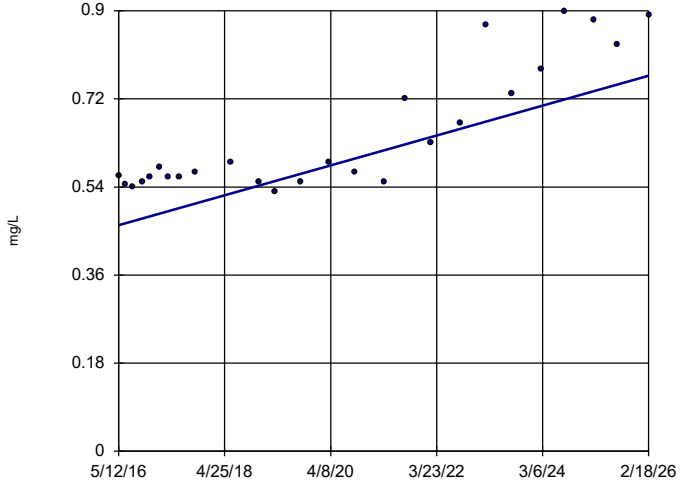

n = 26

Slope = 0.03124 units per year.

Mann-Kendall statistic = 202 critical = 118

Increasing trend significant at 99% confidence level (α = 0.005 per tail).

Constituent: Boron Analysis Run 4/6/2026 9:41 AM View: Appendix III Trend Tests

Plant Scherer Client: Southern Company Data: Scherer AP

Sanitas™ v.10.1.06 Software licensed to Groundwater Stats Consulting. UG

Sen's Slope Estimator

SGWC-17

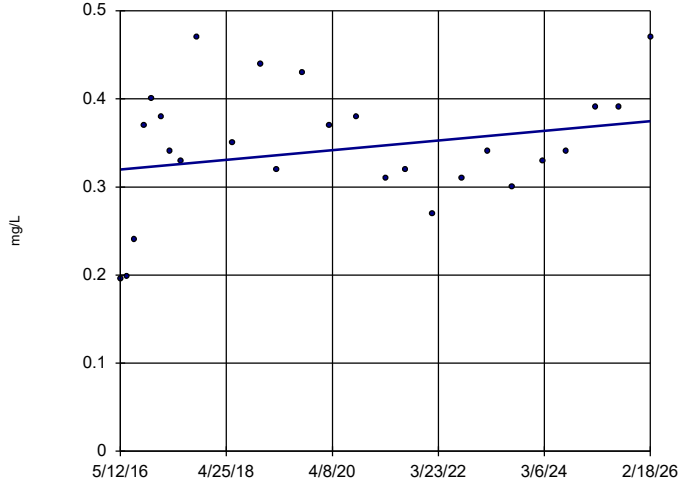

n = 26

Slope = 0.005609 units per year.

Mann-Kendall statistic = 45 critical = 118

Trend not significant at 99% confidence level (α = 0.005 per tail).

Constituent: Boron Analysis Run 4/6/2026 9:41 AM View: Appendix III Trend Tests

Plant Scherer Client: Southern Company Data: Scherer AP

Sanitas™ v.10.1.06 Software licensed to Groundwater Stats Consulting. UG

Sen's Slope Estimator

SGWC-19

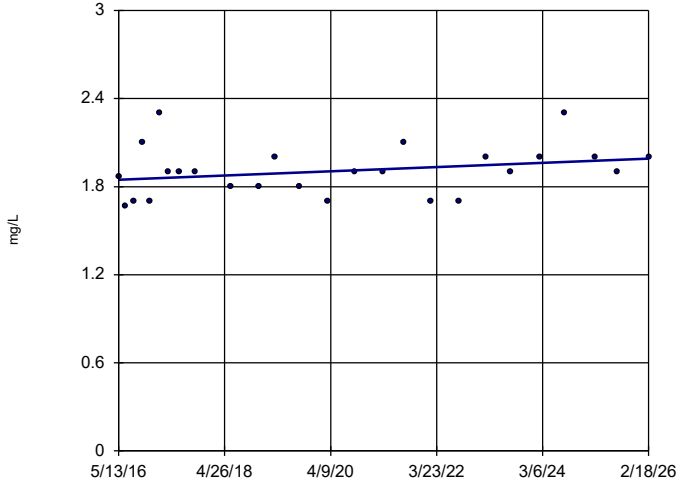

n = 26

Slope = 0.01458 units per year.

Mann-Kendall statistic = 77 critical = 118

Trend not significant at 99% confidence level (α = 0.005 per tail).

Constituent: Boron Analysis Run 4/6/2026 9:41 AM View: Appendix III Trend Tests

Plant Scherer Client: Southern Company Data: Scherer AP

Sanitas™ v.10.1.06 Software licensed to Groundwater Stats Consulting. UG

Sen's Slope Estimator

SGWC-20

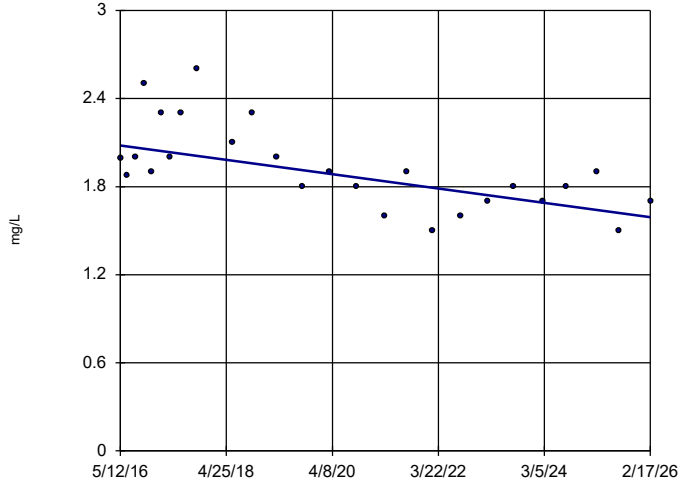

n = 26

Slope = -0.0499 units per year.

Mann-Kendall statistic = -150 critical = -118

Decreasing trend significant at 99% confidence level (α = 0.005 per tail).

Constituent: Boron Analysis Run 4/6/2026 9:41 AM View: Appendix III Trend Tests

Plant Scherer Client: Southern Company Data: Scherer AP

Sanitas™ v.10.1.06 Software licensed to Groundwater Stats Consulting. UG

Sen's Slope Estimator

SGWC-21

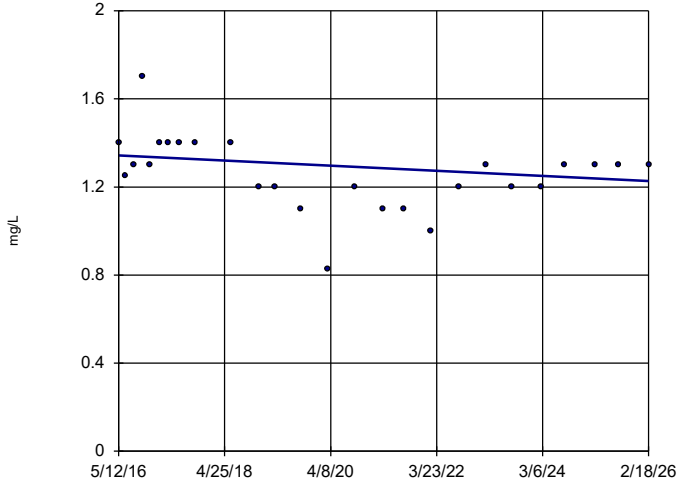

n = 26

Slope = -0.01186 units per year.

Mann-Kendall statistic = -75 critical = -118

Trend not significant at 99% confidence level (α = 0.005 per tail).

Constituent: Boron Analysis Run 4/6/2026 9:41 AM View: Appendix III Trend Tests

Plant Scherer Client: Southern Company Data: Scherer AP

Sanitas™ v.10.1.06 Software licensed to Groundwater Stats Consulting. UG

Sen's Slope Estimator

SGWC-22

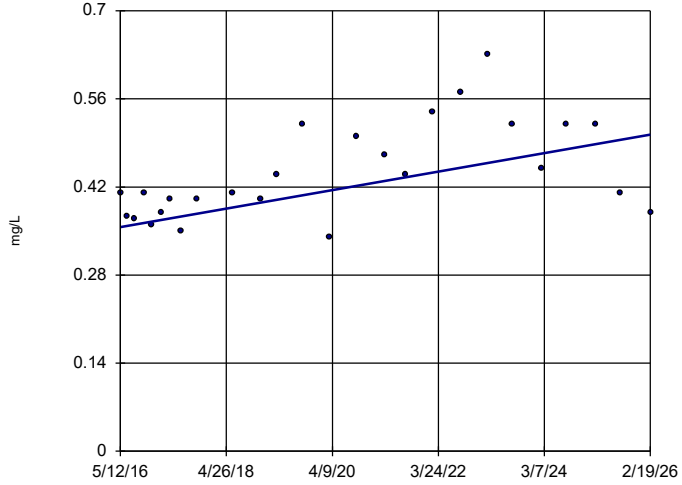

n = 26

Slope = 0.01502 units per year.

Mann-Kendall statistic = 127 critical = 118

Increasing trend significant at 99% confidence level (α = 0.005 per tail).

Constituent: Boron Analysis Run 4/6/2026 9:41 AM View: Appendix III Trend Tests

Plant Scherer Client: Southern Company Data: Scherer AP

Sanitas™ v.10.1.06 Software licensed to Groundwater Stats Consulting. UG

Sen's Slope Estimator

SGWC-23

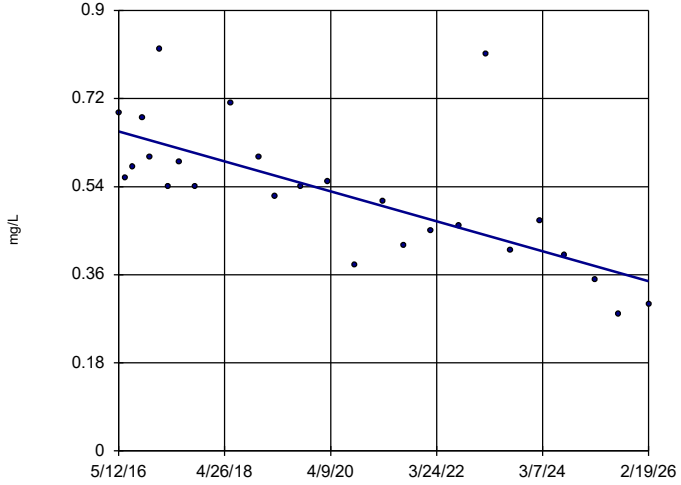

n = 26

Slope = -0.03134 units per year.

Mann-Kendall statistic = -193 critical = -118

Decreasing trend significant at 99% confidence level (α = 0.005 per tail).

Constituent: Boron Analysis Run 4/6/2026 9:41 AM View: Appendix III Trend Tests

Plant Scherer Client: Southern Company Data: Scherer AP

Sanitas™ v.10.1.06 Software licensed to Groundwater Stats Consulting. UG

Sen's Slope Estimator

SGWA-1 (bg)

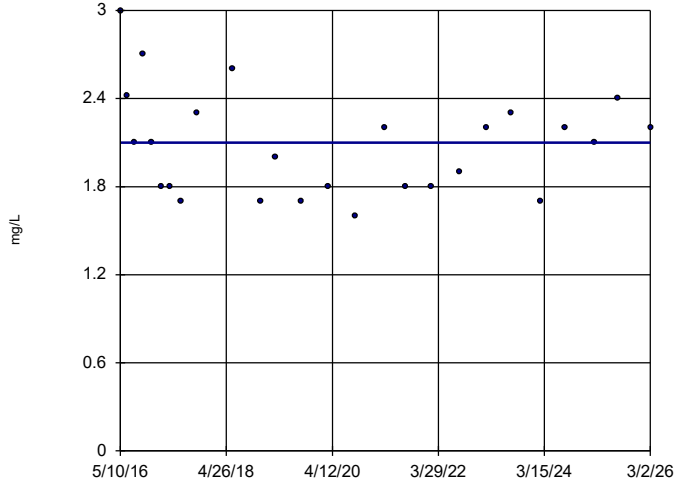

n = 26

Slope = 0 units per year.

Mann-Kendall statistic = -23 critical = -118

Trend not significant at 99% confidence level (α = 0.005 per tail).

Constituent: Calcium Analysis Run 4/6/2026 9:41 AM View: Appendix III Trend Tests

Plant Scherer Client: Southern Company Data: Scherer AP

Sanitas™ v.10.1.06 Software licensed to Groundwater Stats Consulting. UG

Sen's Slope Estimator

SGWA-2 (bg)

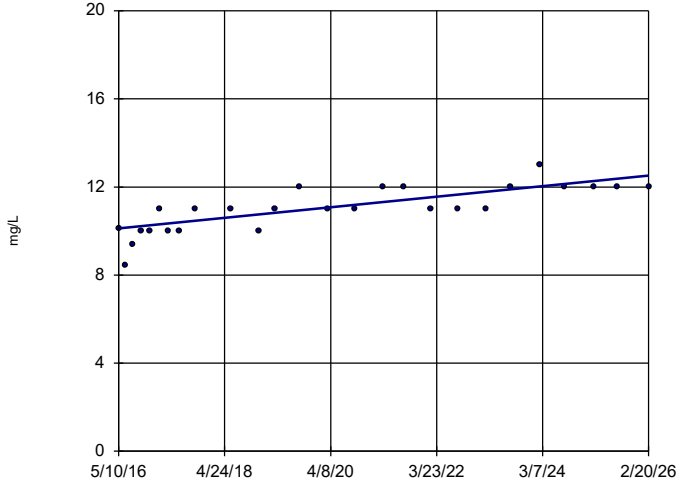

n = 26

Slope = 0.2453 units per year.

Mann-Kendall statistic = 197 critical = 118

Increasing trend significant at 99% confidence level (α = 0.005 per tail).

Constituent: Calcium Analysis Run 4/6/2026 9:41 AM View: Appendix III Trend Tests

Plant Scherer Client: Southern Company Data: Scherer AP

Sanitas™ v.10.1.06 Software licensed to Groundwater Stats Consulting. UG

Sen's Slope Estimator

SGWA-3 (bg)

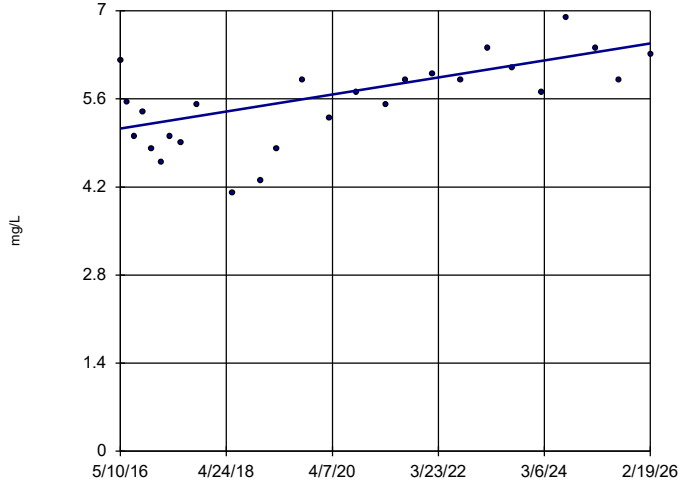

n = 26

Slope = 0.1381 units per year.

Mann-Kendall statistic = 146 critical = 118

Increasing trend significant at 99% confidence level (α = 0.005 per tail).

Constituent: Calcium Analysis Run 4/6/2026 9:41 AM View: Appendix III Trend Tests

Plant Scherer Client: Southern Company Data: Scherer AP

Sanitas™ v.10.1.06 Software licensed to Groundwater Stats Consulting. UG

Sen's Slope Estimator

SGWA-4 (bg)

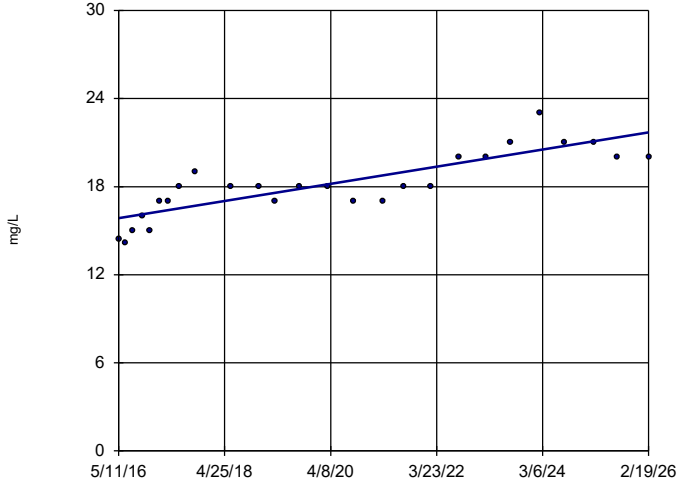

n = 26

Slope = 0.5974 units per year.

Mann-Kendall statistic = 216 critical = 118

Increasing trend significant at 99% confidence level (α = 0.005 per tail).

Constituent: Calcium Analysis Run 4/6/2026 9:41 AM View: Appendix III Trend Tests

Plant Scherer Client: Southern Company Data: Scherer AP

Sanitas™ v.10.1.06 Software licensed to Groundwater Stats Consulting. UG

Sen's Slope Estimator

SGWA-5 (bg)

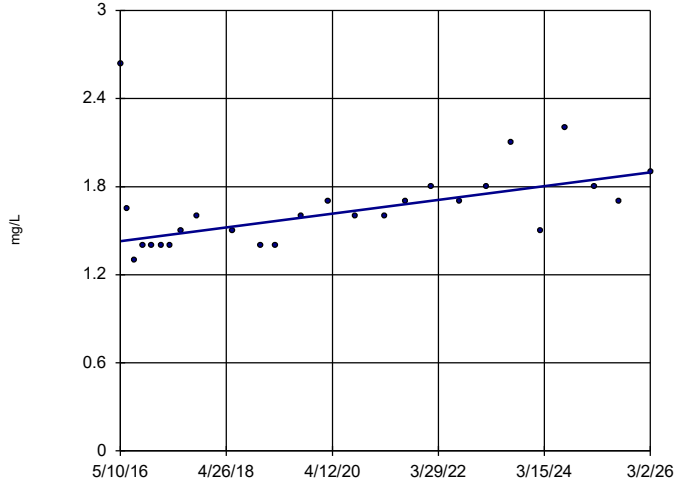

n = 26

Slope = 0.04785 units per year.

Mann-Kendall statistic = 156 critical = 118

Increasing trend significant at 99% confidence level (α = 0.005 per tail).

Constituent: Calcium Analysis Run 4/6/2026 9:41 AM View: Appendix III Trend Tests

Plant Scherer Client: Southern Company Data: Scherer AP

Sanitas™ v.10.1.06 Software licensed to Groundwater Stats Consulting. UG

Sen's Slope Estimator

SGWA-24 (bg)

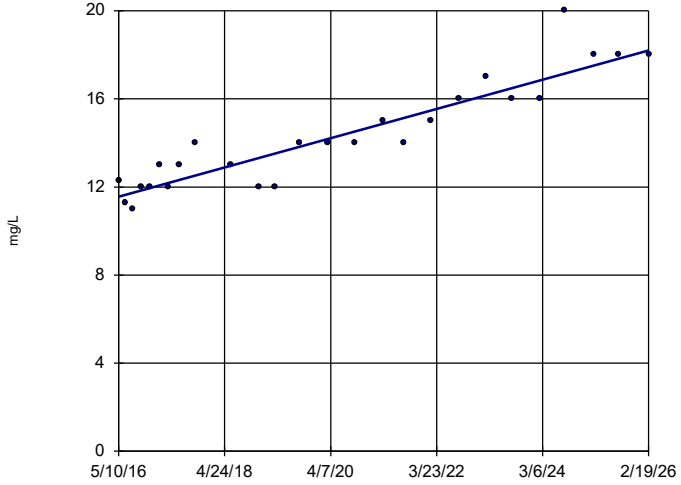

n = 26

Slope = 0.6791 units per year.

Mann-Kendall statistic = 247 critical = 118

Increasing trend significant at 99% confidence level (α = 0.005 per tail).

Constituent: Calcium Analysis Run 4/6/2026 9:41 AM View: Appendix III Trend Tests

Plant Scherer Client: Southern Company Data: Scherer AP

Sanitas™ v.10.1.06 Software licensed to Groundwater Stats Consulting. UG

Sen's Slope Estimator

SGWA-25 (bg)

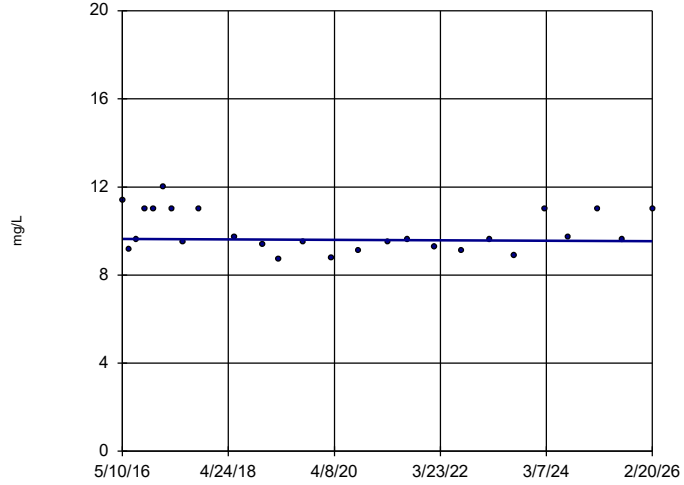

n = 26

Slope = -0.009764 units per year.

Mann-Kendall statistic = -33 critical = -118

Trend not significant at 99% confidence level (α = 0.005 per tail).

Constituent: Calcium Analysis Run 4/6/2026 9:41 AM View: Appendix III Trend Tests

Plant Scherer Client: Southern Company Data: Scherer AP

Sanitas™ v.10.1.06 Software licensed to Groundwater Stats Consulting. UG

Sen's Slope Estimator

SGWC-8

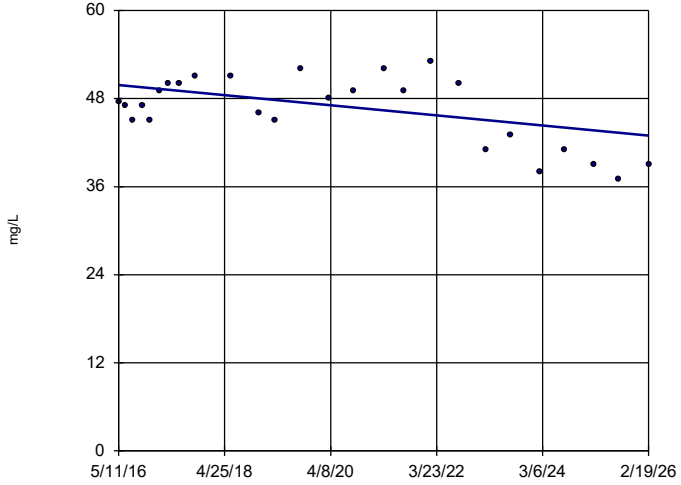

n = 26

Slope = -0.7046 units per year.

Mann-Kendall statistic = -75 critical = -118

Trend not significant at 99% confidence level (α = 0.005 per tail).

Constituent: Calcium Analysis Run 4/6/2026 9:41 AM View: Appendix III Trend Tests

Plant Scherer Client: Southern Company Data: Scherer AP

Sanitas™ v.10.1.06 Software licensed to Groundwater Stats Consulting. UG

Sen's Slope Estimator

SGWC-9

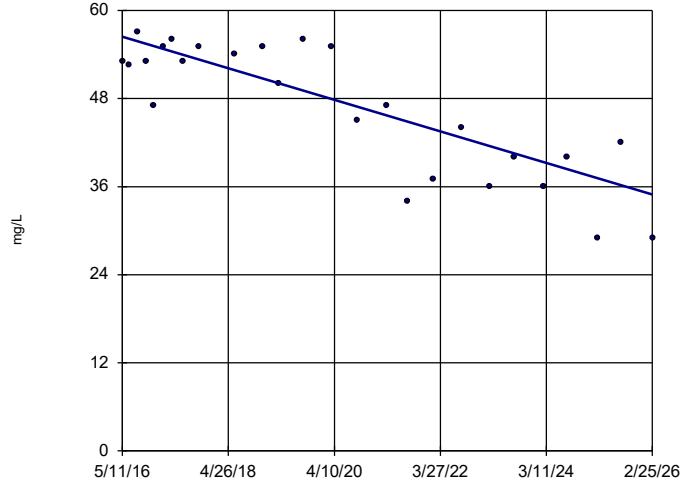

n = 26

Slope = -2.19 units per year.

Mann-Kendall statistic = -177 critical = -118

Decreasing trend significant at 99% confidence level (α = 0.005 per tail).

Constituent: Calcium Analysis Run 4/6/2026 9:41 AM View: Appendix III Trend Tests

Plant Scherer Client: Southern Company Data: Scherer AP

Sanitas™ v.10.1.06 Software licensed to Groundwater Stats Consulting. UG

Sen's Slope Estimator

SGWC-12

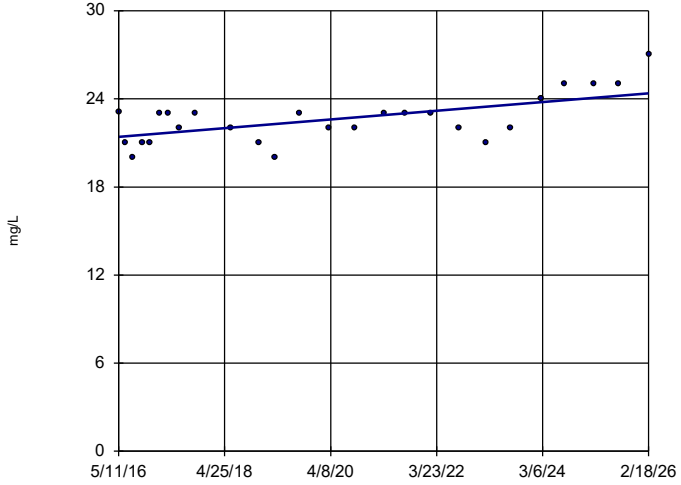

n = 26

Slope = 0.3027 units per year.

Mann-Kendall statistic = 127 critical = 118

Increasing trend significant at 99% confidence level (α = 0.005 per tail).

Constituent: Calcium Analysis Run 4/6/2026 9:41 AM View: Appendix III Trend Tests

Plant Scherer Client: Southern Company Data: Scherer AP

Sanitas™ v.10.1.06 Software licensed to Groundwater Stats Consulting. UG

Sen's Slope Estimator

SGWC-13

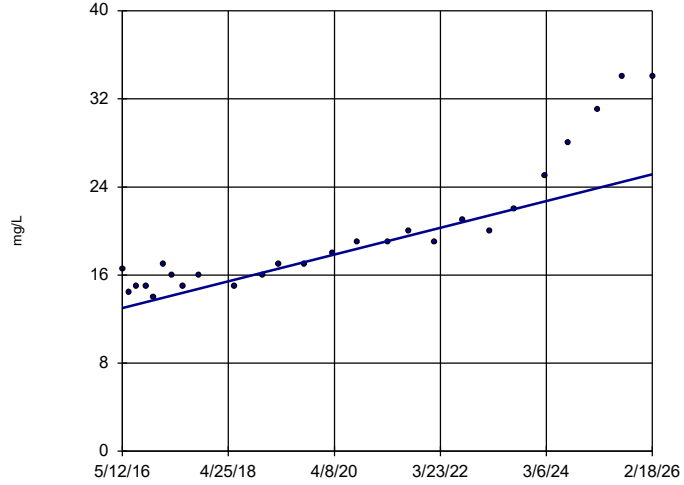

n = 26

Slope = 1.243 units per year.

Mann-Kendall statistic = 264 critical = 118

Increasing trend significant at 99% confidence level (α = 0.005 per tail).

Constituent: Calcium Analysis Run 4/6/2026 9:41 AM View: Appendix III Trend Tests

Plant Scherer Client: Southern Company Data: Scherer AP

Sanitas™ v.10.1.06 Software licensed to Groundwater Stats Consulting. UG

Sen's Slope Estimator

SGWC-14

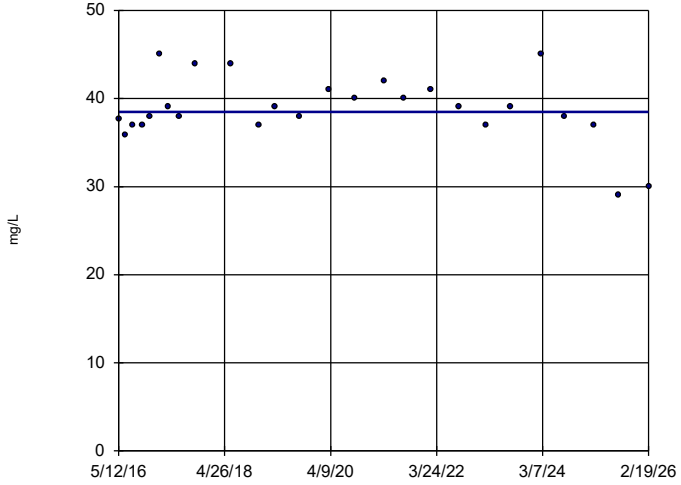

n = 26

Slope = 0 units per year.

Mann-Kendall statistic = -5 critical = -118

Trend not significant at 99% confidence level (α = 0.005 per tail).

Constituent: Calcium Analysis Run 4/6/2026 9:41 AM View: Appendix III Trend Tests

Plant Scherer Client: Southern Company Data: Scherer AP

Sanitas™ v.10.1.06 Software licensed to Groundwater Stats Consulting. UG

Sen's Slope Estimator

SGWC-17

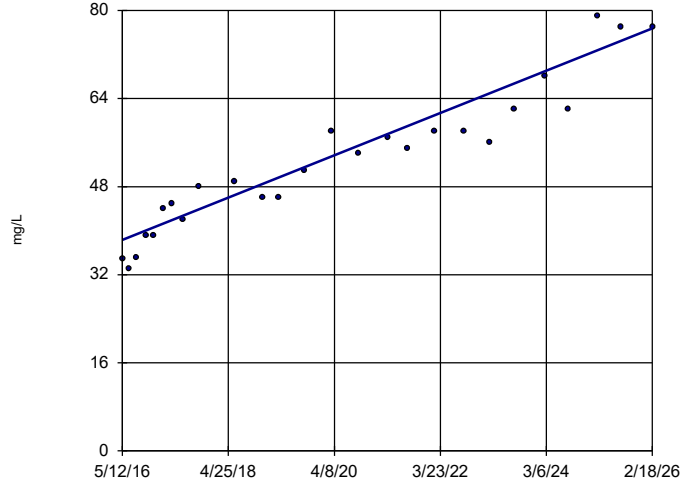

n = 26

Slope = 3.926 units per year.

Mann-Kendall statistic = 282 critical = 118

Increasing trend significant at 99% confidence level (α = 0.005 per tail).

Constituent: Calcium Analysis Run 4/6/2026 9:41 AM View: Appendix III Trend Tests

Plant Scherer Client: Southern Company Data: Scherer AP

Sanitas™ v.10.1.06 Software licensed to Groundwater Stats Consulting. UG

Sen's Slope Estimator

SGWC-19

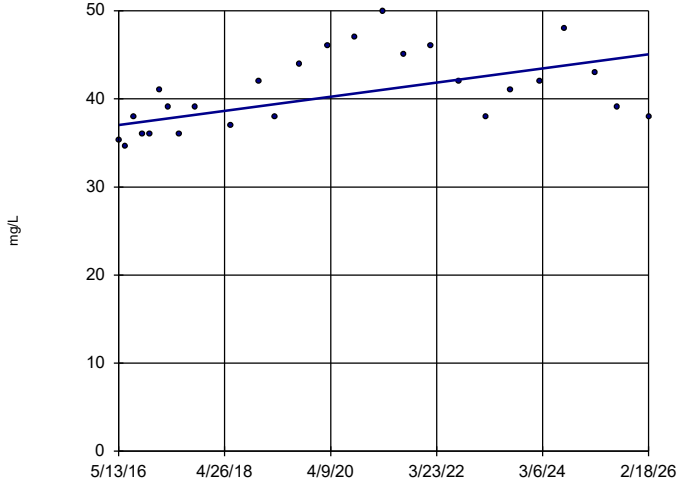

n = 26

Slope = 0.8208 units per year.

Mann-Kendall statistic = 130 critical = 118

Increasing trend significant at 99% confidence level (α = 0.005 per tail).

Constituent: Calcium Analysis Run 4/6/2026 9:41 AM View: Appendix III Trend Tests

Plant Scherer Client: Southern Company Data: Scherer AP

Sanitas™ v.10.1.06 Software licensed to Groundwater Stats Consulting. UG

Sen's Slope Estimator

SGWC-21

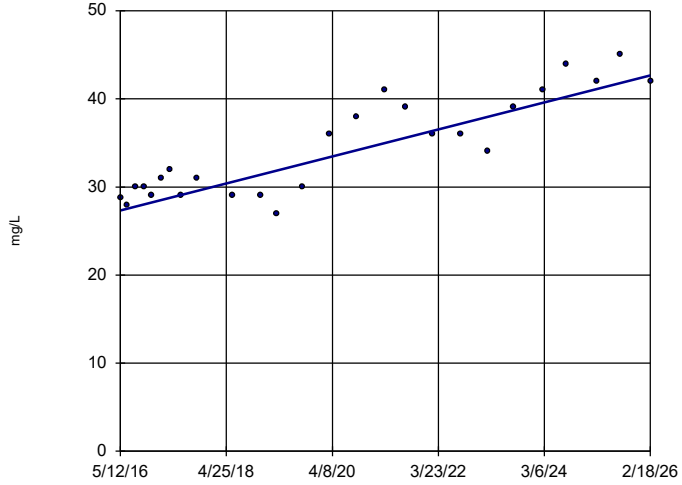

n = 26

Slope = 1.567 units per year.

Mann-Kendall statistic = 211 critical = 118

Increasing trend significant at 99% confidence level (α = 0.005 per tail).

Constituent: Calcium Analysis Run 4/6/2026 9:41 AM View: Appendix III Trend Tests

Plant Scherer Client: Southern Company Data: Scherer AP

Sanitas™ v.10.1.06 Software licensed to Groundwater Stats Consulting. UG

Sen's Slope Estimator

SGWA-1 (bg)

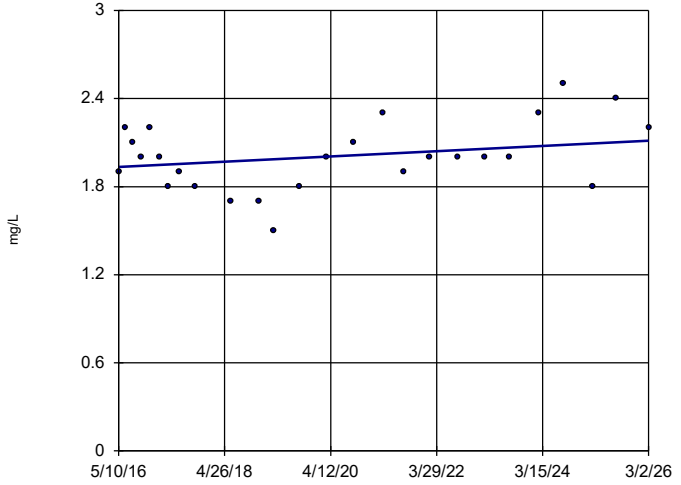

n = 26

Slope = 0.0183 units per year.

Mann-Kendall statistic = 59 critical = 118

Trend not significant at 99% confidence level (α = 0.005 per tail).

Constituent: Chloride Analysis Run 4/6/2026 9:42 AM View: Appendix III Trend Tests

Plant Scherer Client: Southern Company Data: Scherer AP

Sanitas™ v.10.1.06 Software licensed to Groundwater Stats Consulting. UG

Sen's Slope Estimator

SGWA-2 (bg)

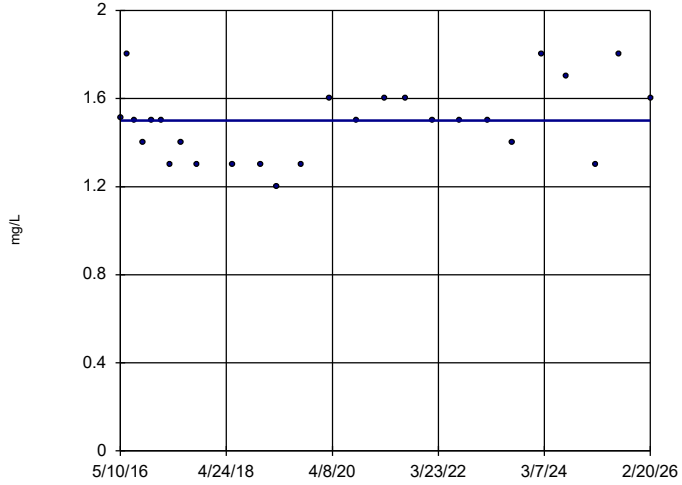

n = 26

Slope = 0 units per year.

Mann-Kendall statistic = 47 critical = 118

Trend not significant at 99% confidence level (α = 0.005 per tail).

Constituent: Chloride Analysis Run 4/6/2026 9:42 AM View: Appendix III Trend Tests

Plant Scherer Client: Southern Company Data: Scherer AP

Sanitas™ v.10.1.06 Software licensed to Groundwater Stats Consulting. UG

Sen's Slope Estimator

SGWA-3 (bg)

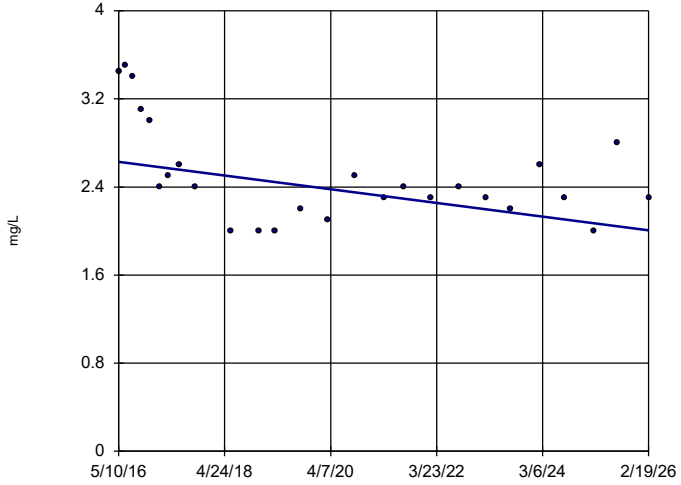

n = 26

Slope = -0.06354 units per year.

Mann-Kendall statistic = -108 critical = -118

Trend not significant at 99% confidence level (α = 0.005 per tail).

Constituent: Chloride Analysis Run 4/6/2026 9:42 AM View: Appendix III Trend Tests

Plant Scherer Client: Southern Company Data: Scherer AP

Sanitas™ v.10.1.06 Software licensed to Groundwater Stats Consulting. UG

Sen's Slope Estimator

SGWA-4 (bg)

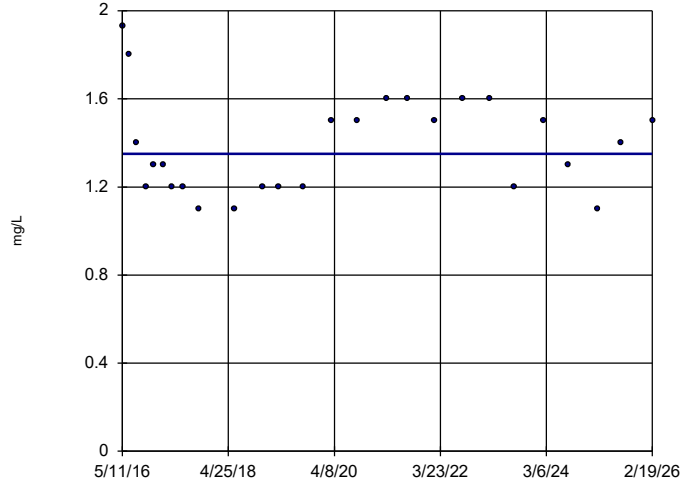

n = 26

Slope = 0 units per year.

Mann-Kendall statistic = 11 critical = 118

Trend not significant at 99% confidence level (α = 0.005 per tail).

Constituent: Chloride Analysis Run 4/6/2026 9:42 AM View: Appendix III Trend Tests

Plant Scherer Client: Southern Company Data: Scherer AP

Sanitas™ v.10.1.06 Software licensed to Groundwater Stats Consulting. UG

Sen's Slope Estimator

SGWA-5 (bg)

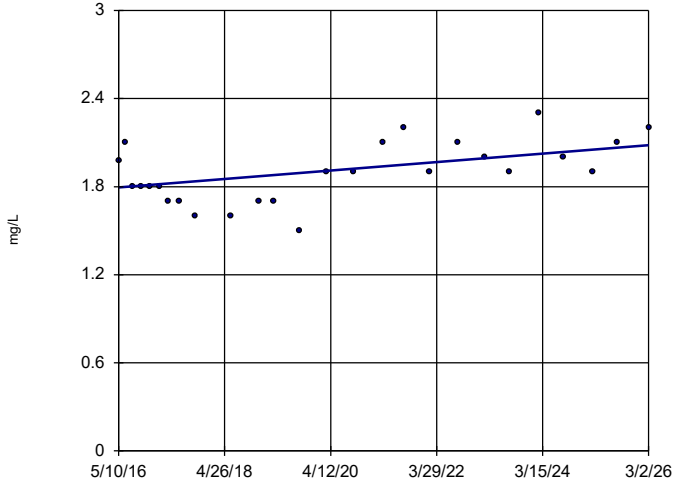

n = 26

Slope = 0.0292 units per year.

Mann-Kendall statistic = 104 critical = 118

Trend not significant at 99% confidence level (α = 0.005 per tail).

Constituent: Chloride Analysis Run 4/6/2026 9:42 AM View: Appendix III Trend Tests

Plant Scherer Client: Southern Company Data: Scherer AP

Sanitas™ v.10.1.06 Software licensed to Groundwater Stats Consulting. UG

Sen's Slope Estimator

SGWA-24 (bg)

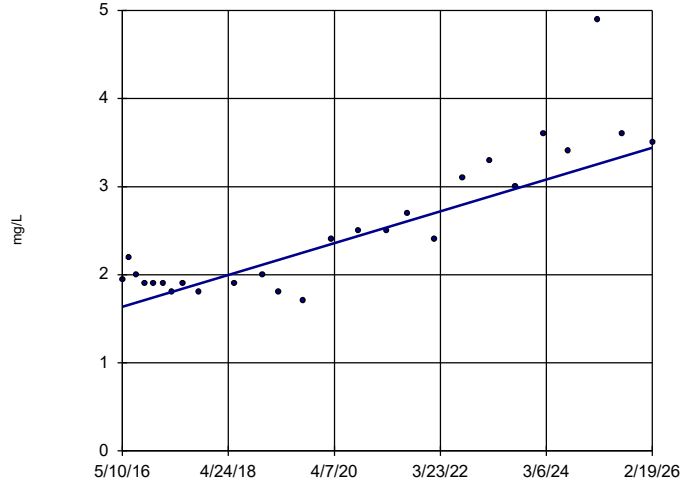

n = 26

Slope = 0.1848 units per year.

Mann-Kendall statistic = 186 critical = 118

Increasing trend significant at 99% confidence level (α = 0.005 per tail).

Constituent: Chloride Analysis Run 4/6/2026 9:42 AM View: Appendix III Trend Tests

Plant Scherer Client: Southern Company Data: Scherer AP

Sanitas™ v.10.1.06 Software licensed to Groundwater Stats Consulting. UG

Sen's Slope Estimator

SGWA-25 (bg)

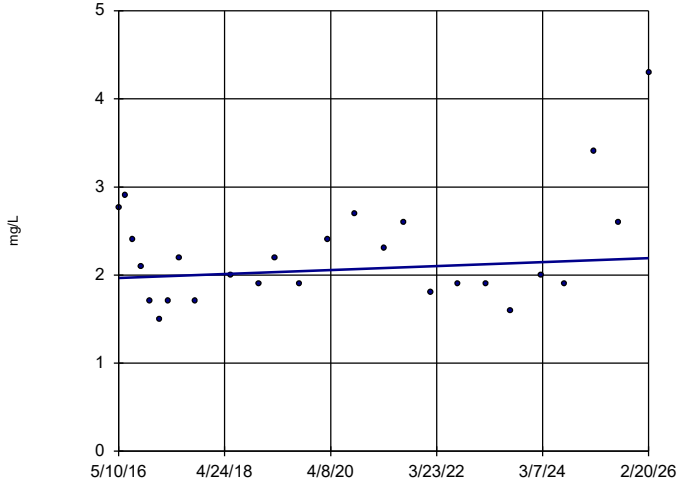

n = 26

Slope = 0.02307 units per year.

Mann-Kendall statistic = 30 critical = 118

Trend not significant at 99% confidence level (α = 0.005 per tail).

Constituent: Chloride Analysis Run 4/6/2026 9:42 AM View: Appendix III Trend Tests

Plant Scherer Client: Southern Company Data: Scherer AP

Sanitas™ v.10.1.06 Software licensed to Groundwater Stats Consulting. UG

Sen's Slope Estimator

SGWC-7

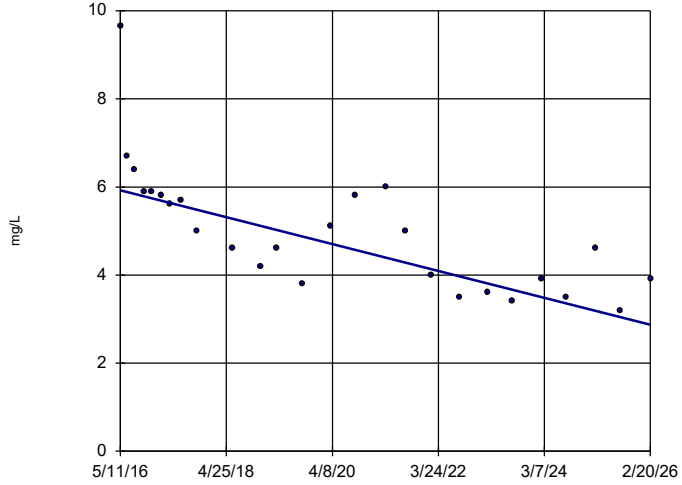

n = 26

Slope = -0.3121 units per year.

Mann-Kendall statistic = -213 critical = -118

Decreasing trend significant at 99% confidence level (α = 0.005 per tail).

Constituent: Chloride Analysis Run 4/6/2026 9:42 AM View: Appendix III Trend Tests

Plant Scherer Client: Southern Company Data: Scherer AP

Sanitas™ v.10.1.06 Software licensed to Groundwater Stats Consulting. UG

Sen's Slope Estimator

SGWC-8

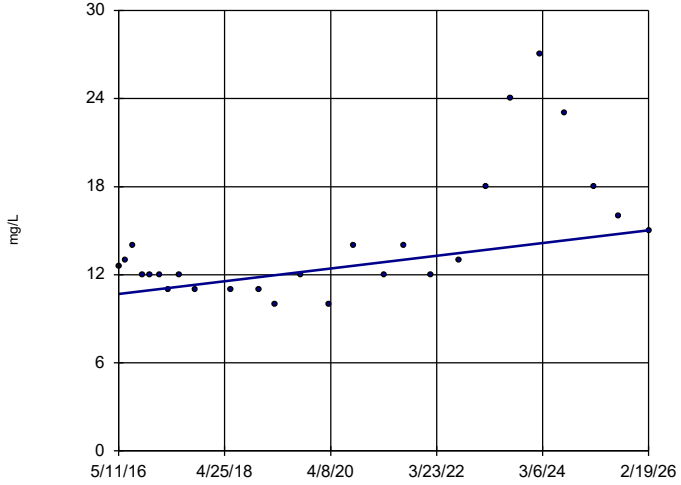

n = 26

Slope = 0.4435 units per year.

Mann-Kendall statistic = 106 critical = 118

Trend not significant at 99% confidence level (α = 0.005 per tail).

Constituent: Chloride Analysis Run 4/6/2026 9:42 AM View: Appendix III Trend Tests

Plant Scherer Client: Southern Company Data: Scherer AP

Sanitas™ v.10.1.06 Software licensed to Groundwater Stats Consulting. UG

Sen's Slope Estimator

SGWC-9

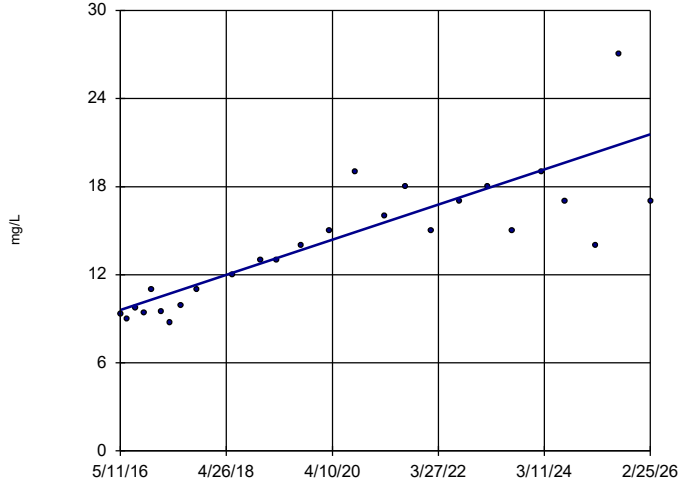

n = 26

Slope = 1.221 units per year.

Mann-Kendall statistic = 228 critical = 118

Increasing trend significant at 99% confidence level (α = 0.005 per tail).

Constituent: Chloride Analysis Run 4/6/2026 9:42 AM View: Appendix III Trend Tests

Plant Scherer Client: Southern Company Data: Scherer AP

Sanitas™ v.10.1.06 Software licensed to Groundwater Stats Consulting. UG

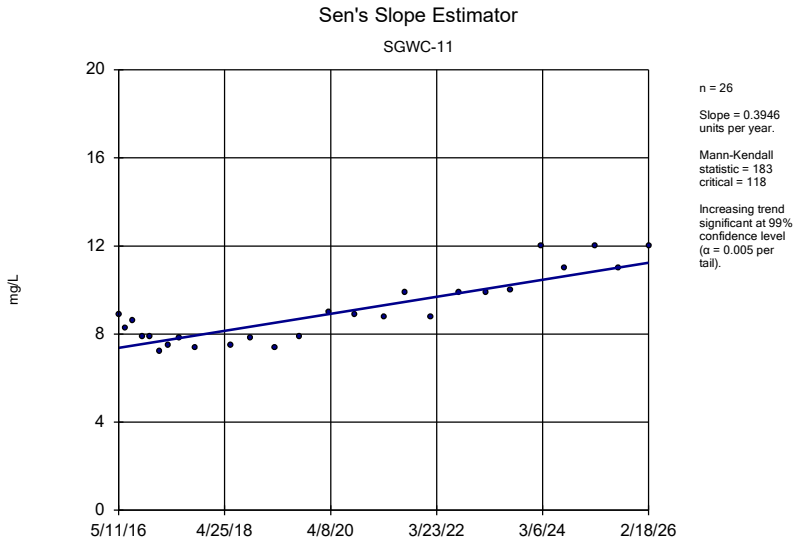

Constituent: Chloride Analysis Run 4/6/2026 9:42 AM View: Appendix III Trend Tests
Plant Scherer Client: Southern Company Data: Scherer AP

Sanitas™ v.10.1.06 Software licensed to Groundwater Stats Consulting. UG

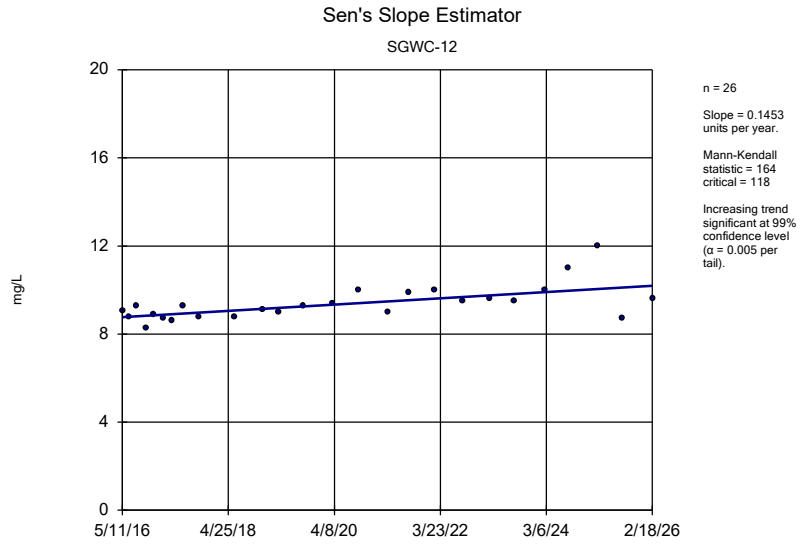

Constituent: Chloride Analysis Run 4/6/2026 9:42 AM View: Appendix III Trend Tests
Plant Scherer Client: Southern Company Data: Scherer AP

Sanitas™ v.10.1.06 Software licensed to Groundwater Stats Consulting. UG

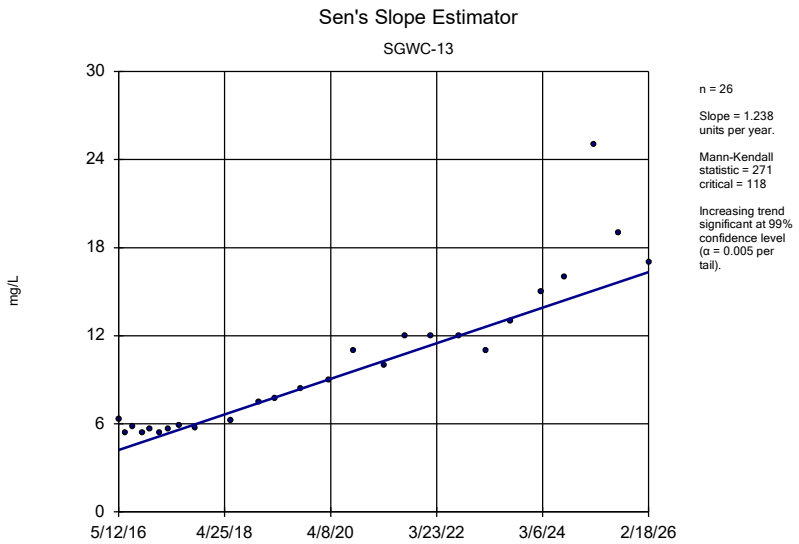

Constituent: Chloride Analysis Run 4/6/2026 9:42 AM View: Appendix III Trend Tests
Plant Scherer Client: Southern Company Data: Scherer AP

Sanitas™ v.10.1.06 Software licensed to Groundwater Stats Consulting. UG

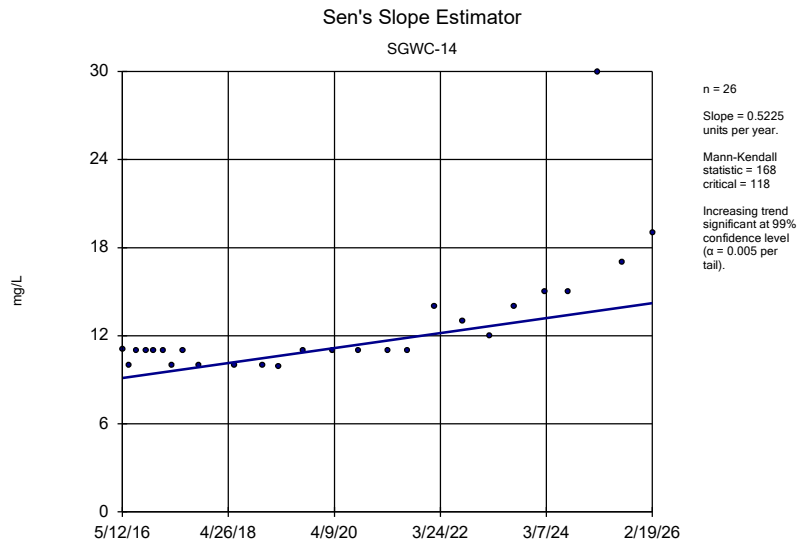

Constituent: Chloride Analysis Run 4/6/2026 9:42 AM View: Appendix III Trend Tests
Plant Scherer Client: Southern Company Data: Scherer AP

Sanitas™ v.10.1.06 Software licensed to Groundwater Stats Consulting. UG

Sen's Slope Estimator

SGWC-15

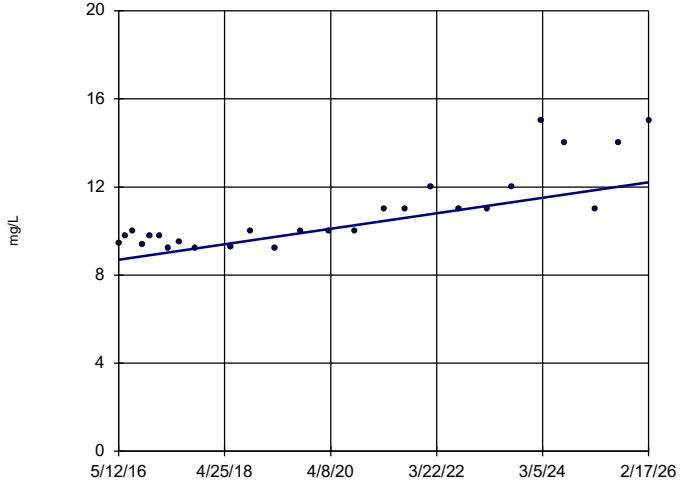

n = 26

Slope = 0.3594 units per year.

Mann-Kendall statistic = 204 critical = 118

Increasing trend significant at 99% confidence level (α = 0.005 per tail).

Constituent: Chloride Analysis Run 4/6/2026 9:42 AM View: Appendix III Trend Tests

Plant Scherer Client: Southern Company Data: Scherer AP

Sanitas™ v.10.1.06 Software licensed to Groundwater Stats Consulting. UG

Sen's Slope Estimator

SGWC-16

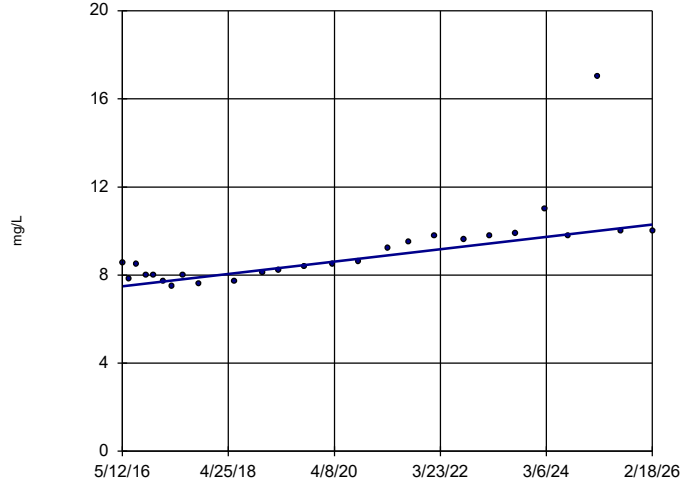

n = 26

Slope = 0.2861 units per year.

Mann-Kendall statistic = 224 critical = 118

Increasing trend significant at 99% confidence level (α = 0.005 per tail).

Constituent: Chloride Analysis Run 4/6/2026 9:42 AM View: Appendix III Trend Tests

Plant Scherer Client: Southern Company Data: Scherer AP

Sanitas™ v.10.1.06 Software licensed to Groundwater Stats Consulting. UG

Sen's Slope Estimator

SGWC-17

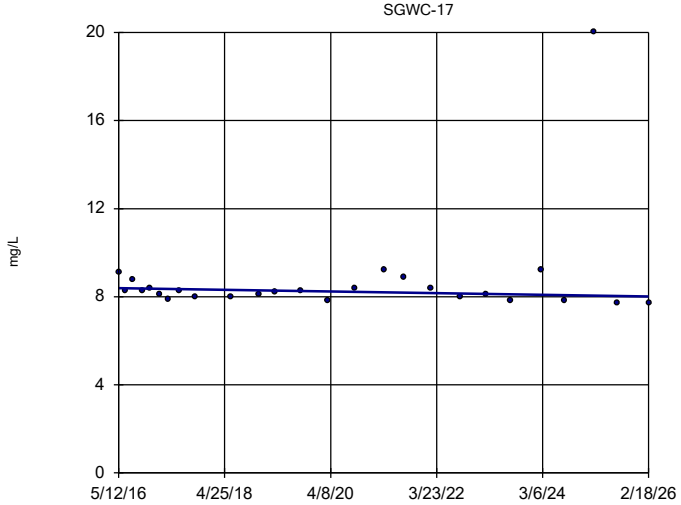

n = 26

Slope = -0.03869 units per year.

Mann-Kendall statistic = -61 critical = -118

Trend not significant at 99% confidence level (α = 0.005 per tail).

Constituent: Chloride Analysis Run 4/6/2026 9:42 AM View: Appendix III Trend Tests

Plant Scherer Client: Southern Company Data: Scherer AP

Sanitas™ v.10.1.06 Software licensed to Groundwater Stats Consulting. UG

Sen's Slope Estimator

SGWC-19

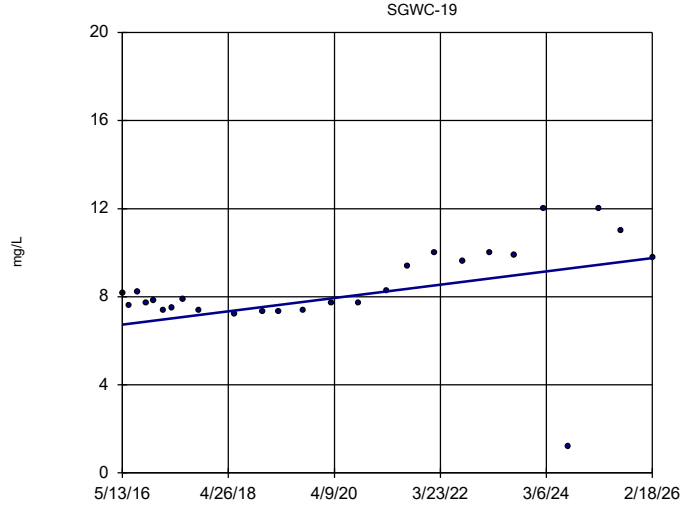

n = 26

Slope = 0.3086 units per year.

Mann-Kendall statistic = 118 critical = 118

Trend not significant at 99% confidence level (α = 0.005 per tail).

Constituent: Chloride Analysis Run 4/6/2026 9:42 AM View: Appendix III Trend Tests

Plant Scherer Client: Southern Company Data: Scherer AP

Sanitas™ v.10.1.06 Software licensed to Groundwater Stats Consulting. UG

Sen's Slope Estimator

SGWC-20

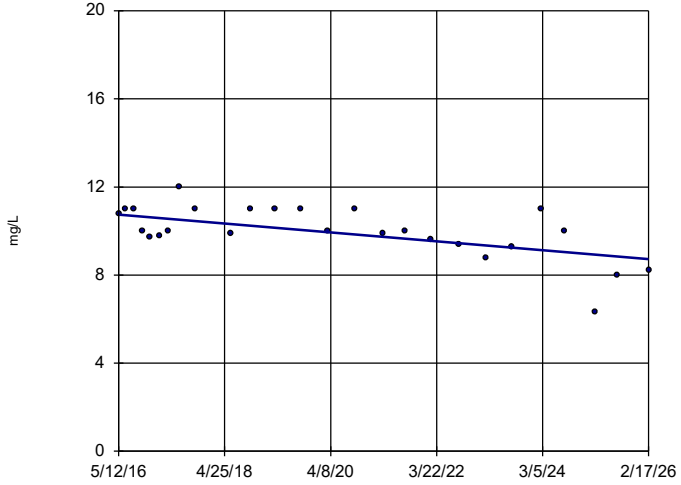

n = 26

Slope = -0.2072 units per year.

Mann-Kendall statistic = -130 critical = -118

Decreasing trend significant at 99% confidence level (α = 0.005 per tail).

Constituent: Chloride Analysis Run 4/6/2026 9:42 AM View: Appendix III Trend Tests

Plant Scherer Client: Southern Company Data: Scherer AP

Sanitas™ v.10.1.06 Software licensed to Groundwater Stats Consulting. UG

Sen's Slope Estimator

SGWC-21

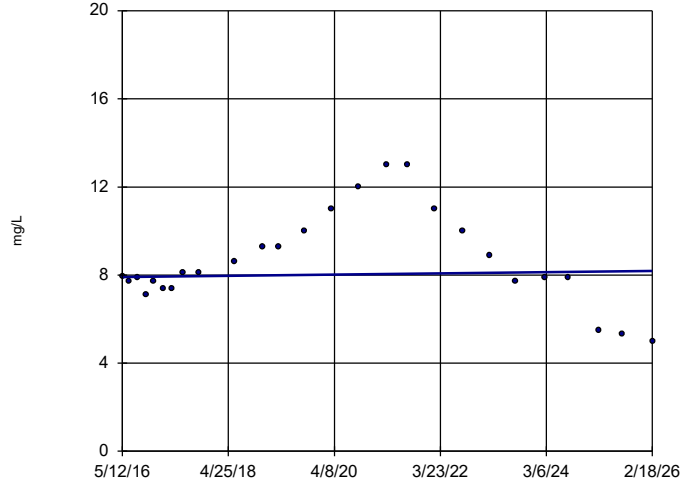

n = 26

Slope = 0.02767 units per year.

Mann-Kendall statistic = 19 critical = 118

Trend not significant at 99% confidence level (α = 0.005 per tail).

Constituent: Chloride Analysis Run 4/6/2026 9:42 AM View: Appendix III Trend Tests

Plant Scherer Client: Southern Company Data: Scherer AP

Sanitas™ v.10.1.06 Software licensed to Groundwater Stats Consulting. UG

Sen's Slope Estimator

SGWC-22

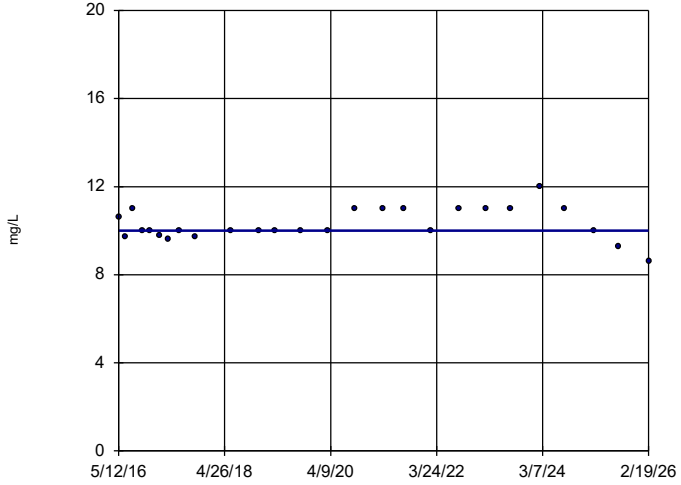

n = 26

Slope = 0 units per year.

Mann-Kendall statistic = 55 critical = 118

Trend not significant at 99% confidence level (α = 0.005 per tail).

Constituent: Chloride Analysis Run 4/6/2026 9:42 AM View: Appendix III Trend Tests

Plant Scherer Client: Southern Company Data: Scherer AP

Sanitas™ v.10.1.06 Software licensed to Groundwater Stats Consulting. UG

Sen's Slope Estimator

SGWC-23

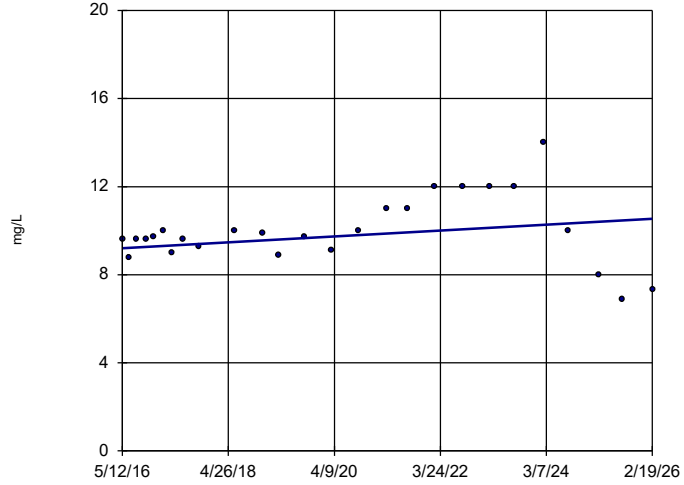

n = 26

Slope = 0.1368 units per year.

Mann-Kendall statistic = 68 critical = 118

Trend not significant at 99% confidence level (α = 0.005 per tail).

Constituent: Chloride Analysis Run 4/6/2026 9:42 AM View: Appendix III Trend Tests

Plant Scherer Client: Southern Company Data: Scherer AP

Sanitas™ v.10.1.06 Software licensed to Groundwater Stats Consulting. UG
Hollow symbols indicate censored values.

Sen's Slope Estimator

SGWA-1 (bg)

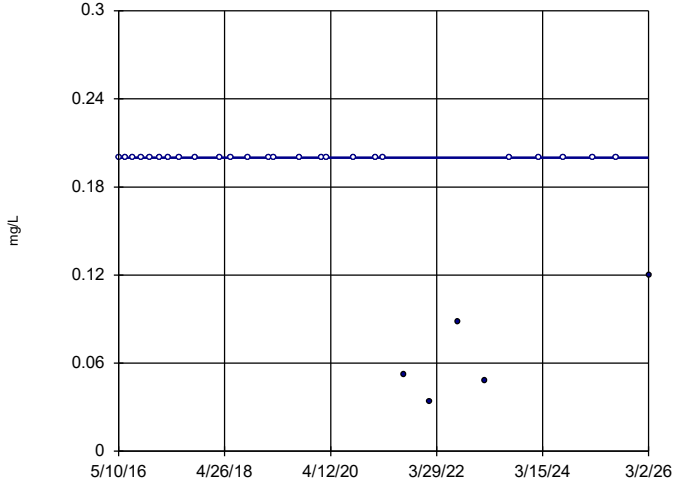

n = 30

Slope = 0
units per year.

Mann-Kendall
statistic = -81
critical = -146

Trend not sig-
nificant at 99%
confidence level
(α = 0.005 per
tail).

Constituent: Fluoride Analysis Run 4/6/2026 9:42 AM View: Appendix III Trend Tests
Plant Scherer Client: Southern Company Data: Scherer AP

Sanitas™ v.10.1.06 Software licensed to Groundwater Stats Consulting. UG
Hollow symbols indicate censored values.

Sen's Slope Estimator

SGWA-2 (bg)

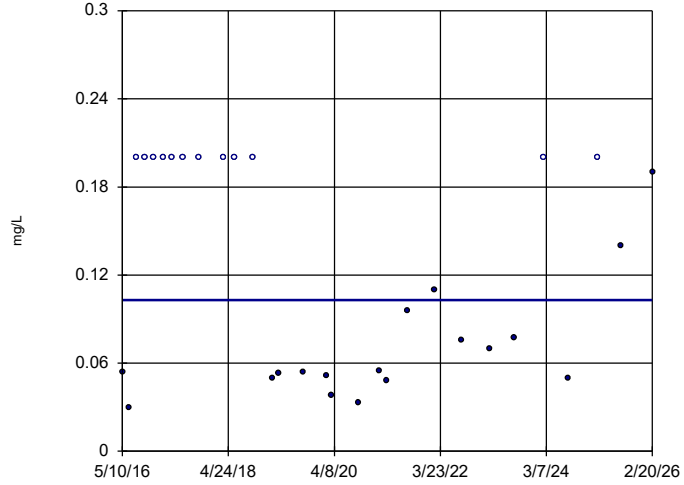

n = 30

Slope = 0
units per year.

Mann-Kendall
statistic = -42
critical = -146

Trend not sig-
nificant at 99%
confidence level
(α = 0.005 per
tail).

Constituent: Fluoride Analysis Run 4/6/2026 9:42 AM View: Appendix III Trend Tests
Plant Scherer Client: Southern Company Data: Scherer AP

Sanitas™ v.10.1.06 Software licensed to Groundwater Stats Consulting. UG
Hollow symbols indicate censored values.

Sen's Slope Estimator

SGWA-3 (bg)

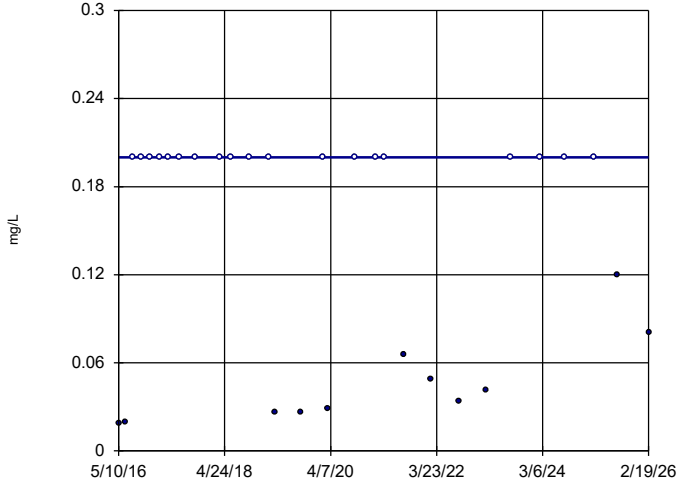

n = 30

Slope = 0
units per year.

Mann-Kendall
statistic = -13
critical = -146

Trend not sig-
nificant at 99%
confidence level
(α = 0.005 per
tail).

Constituent: Fluoride Analysis Run 4/6/2026 9:42 AM View: Appendix III Trend Tests
Plant Scherer Client: Southern Company Data: Scherer AP

Sanitas™ v.10.1.06 Software licensed to Groundwater Stats Consulting. UG
Hollow symbols indicate censored values.

Sen's Slope Estimator

SGWA-4 (bg)

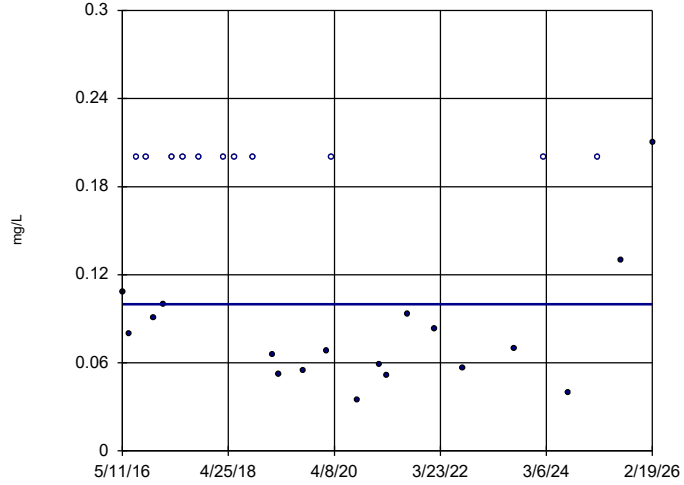

n = 29

Slope = 0
units per year.

Mann-Kendall
statistic = -47
critical = -139

Trend not sig-
nificant at 99%
confidence level
(α = 0.005 per
tail).

Constituent: Fluoride Analysis Run 4/6/2026 9:42 AM View: Appendix III Trend Tests
Plant Scherer Client: Southern Company Data: Scherer AP

Sanitas™ v.10.1.06 Software licensed to Groundwater Stats Consulting. UG
Hollow symbols indicate censored values.

Sen's Slope Estimator

SGWA-5 (bg)

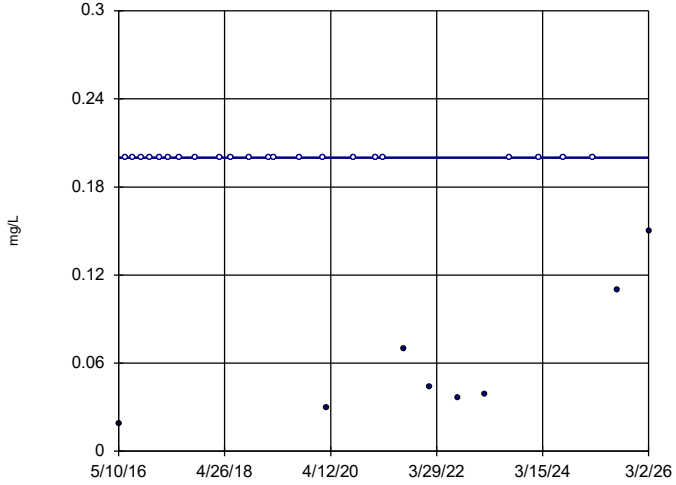

n = 30

Slope = 0
units per year.

Mann-Kendall
statistic = -68
critical = -146

Trend not sig-
nificant at 99%
confidence level
(α = 0.005 per
tail).

Constituent: Fluoride Analysis Run 4/6/2026 9:42 AM View: Appendix III Trend Tests
Plant Scherer Client: Southern Company Data: Scherer AP

Sanitas™ v.10.1.06 Software licensed to Groundwater Stats Consulting. UG
Hollow symbols indicate censored values.

Sen's Slope Estimator

SGWA-24 (bg)

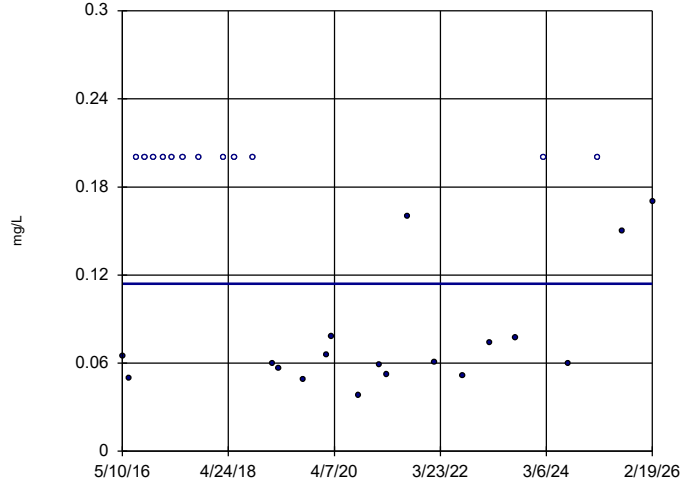

n = 30

Slope = 0
units per year.

Mann-Kendall
statistic = -62
critical = -146

Trend not sig-
nificant at 99%
confidence level
(α = 0.005 per
tail).

Constituent: Fluoride Analysis Run 4/6/2026 9:42 AM View: Appendix III Trend Tests
Plant Scherer Client: Southern Company Data: Scherer AP

Sanitas™ v.10.1.06 Software licensed to Groundwater Stats Consulting. UG
Hollow symbols indicate censored values.

Sen's Slope Estimator

SGWA-25 (bg)

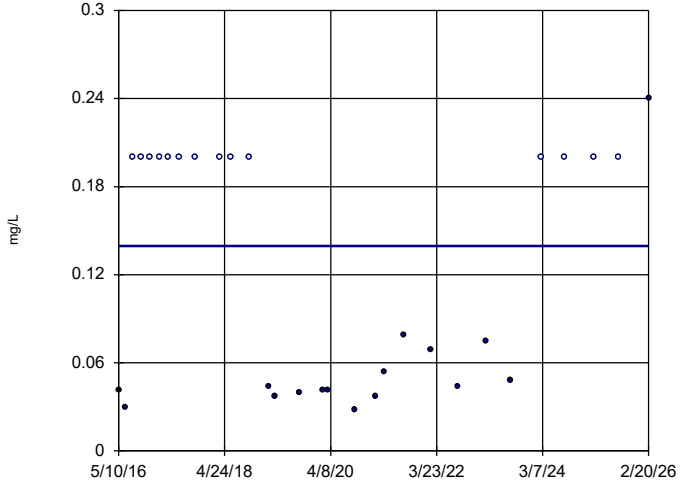

n = 30

Slope = 0
units per year.

Mann-Kendall
statistic = 23
critical = 146

Trend not sig-
nificant at 99%
confidence level
(α = 0.005 per
tail).

Constituent: Fluoride Analysis Run 4/6/2026 9:42 AM View: Appendix III Trend Tests
Plant Scherer Client: Southern Company Data: Scherer AP

Sanitas™ v.10.1.06 Software licensed to Groundwater Stats Consulting. UG
Hollow symbols indicate censored values.

Sen's Slope Estimator

SGWC-7

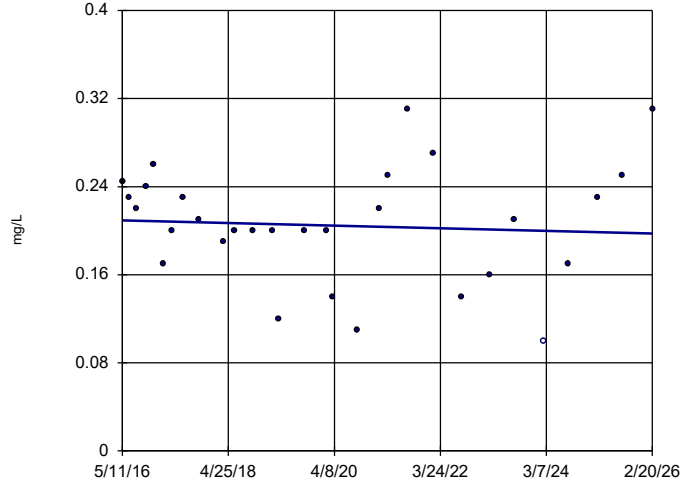

n = 30

Slope = -0.001198
units per year.

Mann-Kendall
statistic = -27
critical = -146

Trend not sig-
nificant at 99%
confidence level
(α = 0.005 per
tail).

Constituent: Fluoride Analysis Run 4/6/2026 9:42 AM View: Appendix III Trend Tests
Plant Scherer Client: Southern Company Data: Scherer AP

Sanitas™ v.10.1.06 Software licensed to Groundwater Stats Consulting. UG

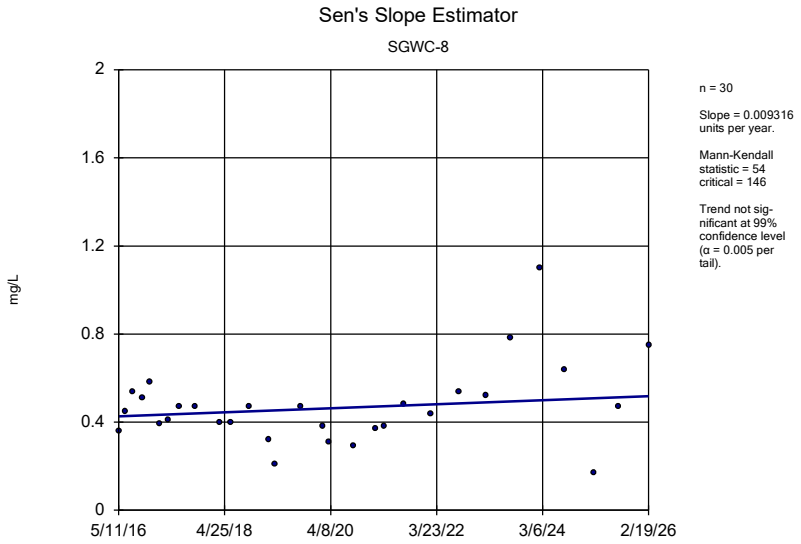

Constituent: Fluoride Analysis Run 4/6/2026 9:42 AM View: Appendix III Trend Tests
Plant Scherer Client: Southern Company Data: Scherer AP

Sanitas™ v.10.1.06 Software licensed to Groundwater Stats Consulting. UG
Hollow symbols indicate censored values.

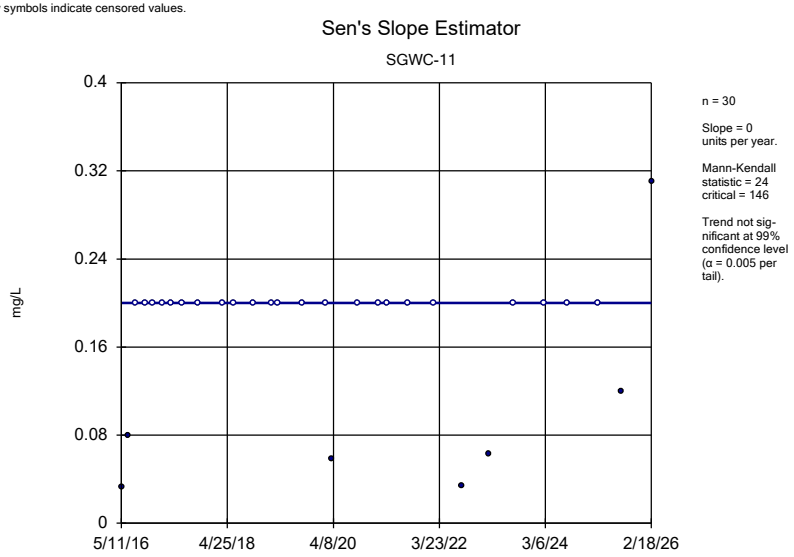

Constituent: Fluoride Analysis Run 4/6/2026 9:42 AM View: Appendix III Trend Tests
Plant Scherer Client: Southern Company Data: Scherer AP

Sanitas™ v.10.1.06 Software licensed to Groundwater Stats Consulting. UG
Hollow symbols indicate censored values.

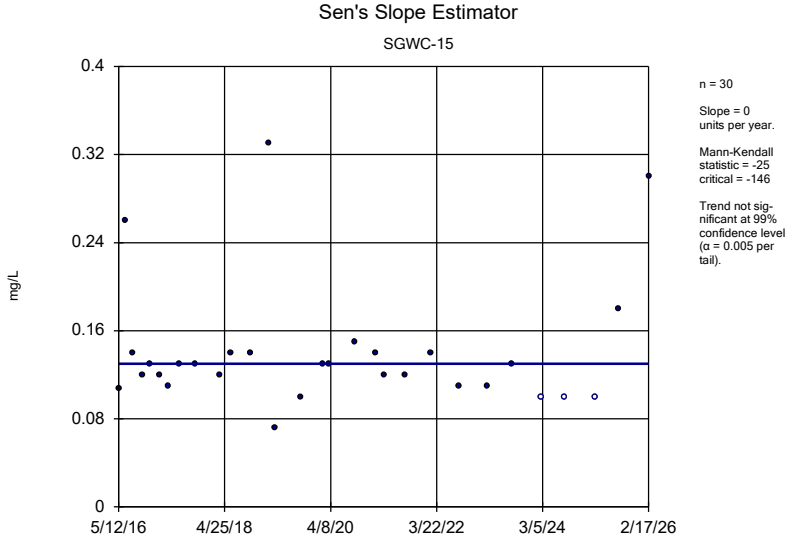

Constituent: Fluoride Analysis Run 4/6/2026 9:42 AM View: Appendix III Trend Tests
Plant Scherer Client: Southern Company Data: Scherer AP

Sanitas™ v.10.1.06 Software licensed to Groundwater Stats Consulting. UG
Hollow symbols indicate censored values.

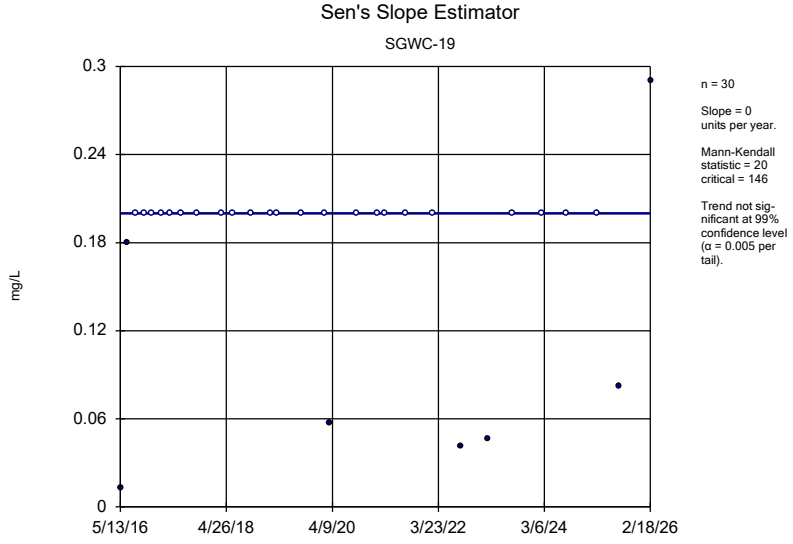

Constituent: Fluoride Analysis Run 4/6/2026 9:42 AM View: Appendix III Trend Tests
Plant Scherer Client: Southern Company Data: Scherer AP

Sanitas™ v.10.1.06 Software licensed to Groundwater Stats Consulting. UG
Hollow symbols indicate censored values.

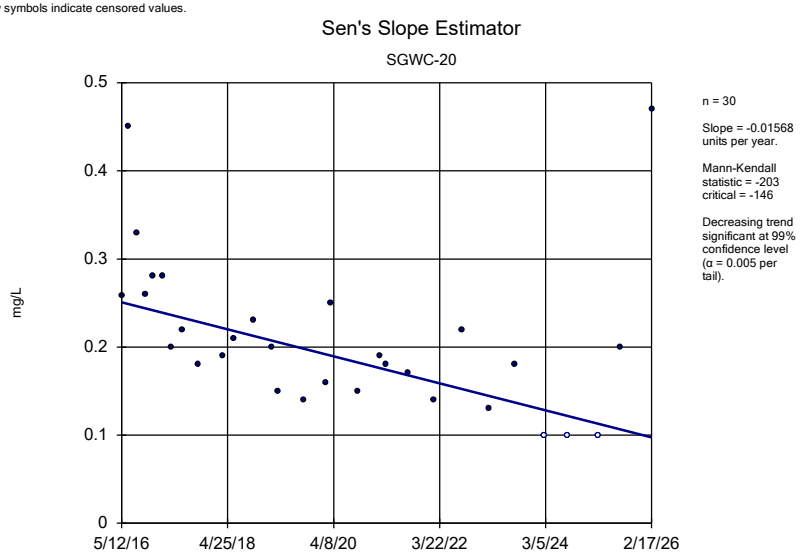

Constituent: Fluoride Analysis Run 4/6/2026 9:42 AM View: Appendix III Trend Tests
Plant Scherer Client: Southern Company Data: Scherer AP

Sanitas™ v.10.1.06 Software licensed to Groundwater Stats Consulting. UG
Hollow symbols indicate censored values.

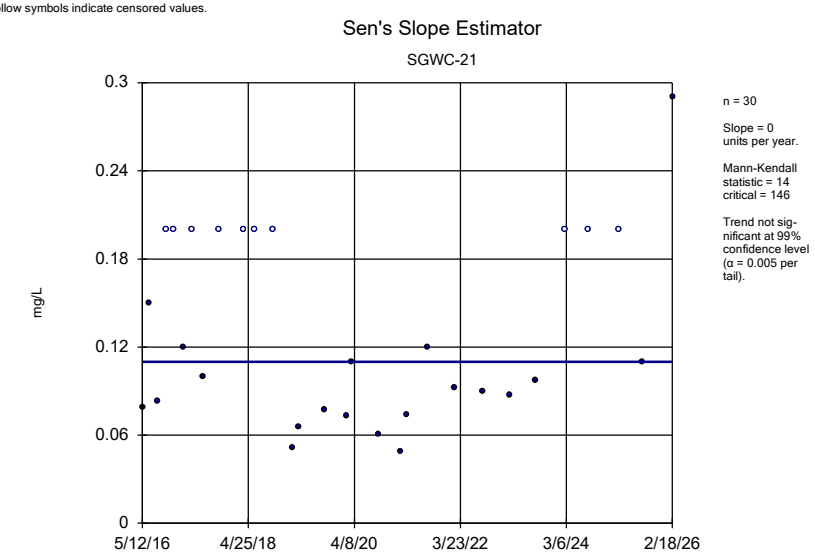

Constituent: Fluoride Analysis Run 4/6/2026 9:42 AM View: Appendix III Trend Tests
Plant Scherer Client: Southern Company Data: Scherer AP

Sanitas™ v.10.1.06 Software licensed to Groundwater Stats Consulting. UG

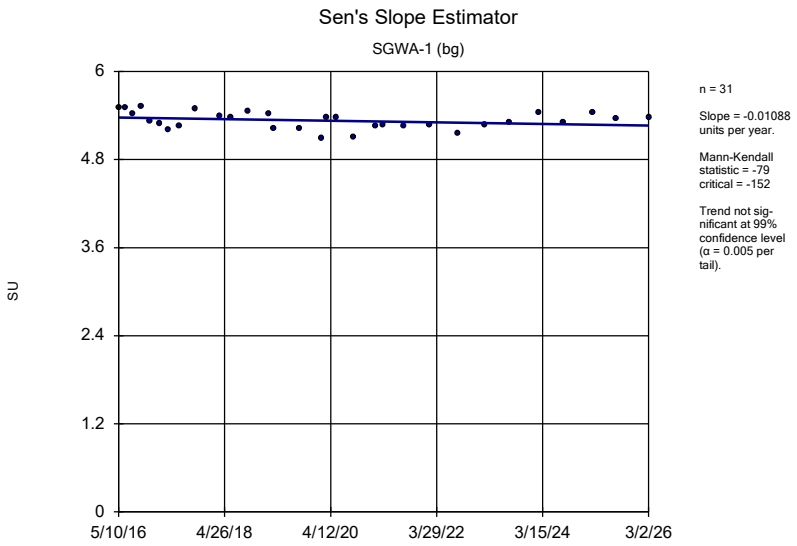

Constituent: pH, Field Analysis Run 4/6/2026 9:42 AM View: Appendix III Trend Tests
Plant Scherer Client: Southern Company Data: Scherer AP

Sanitas™ v.10.1.06 Software licensed to Groundwater Stats Consulting. UG

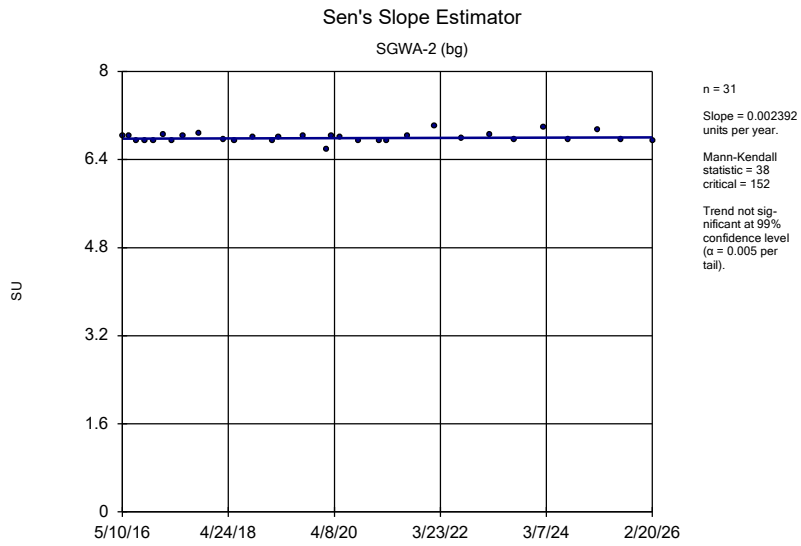

Constituent: pH, Field Analysis Run 4/6/2026 9:42 AM View: Appendix III Trend Tests
Plant Scherer Client: Southern Company Data: Scherer AP

Sanitas™ v.10.1.06 Software licensed to Groundwater Stats Consulting. UG

Sen's Slope Estimator

SGWA-3 (bg)

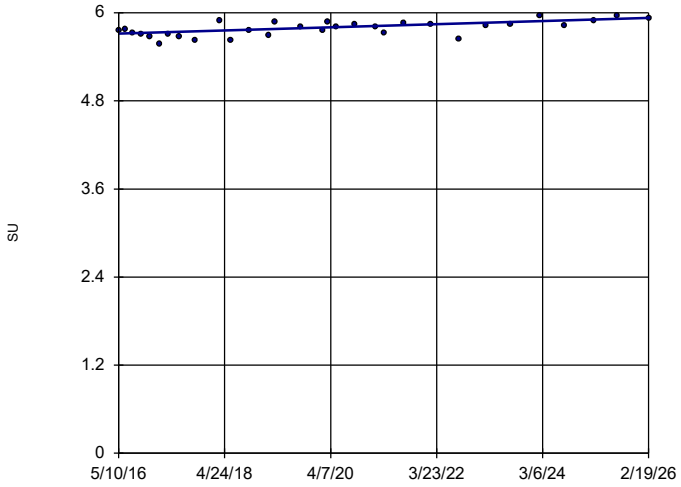

n = 31

Slope = 0.02171 units per year.

Mann-Kendall statistic = 201 critical = 152

Increasing trend significant at 99% confidence level (α = 0.005 per tail).

Constituent: pH, Field Analysis Run 4/6/2026 9:42 AM View: Appendix III Trend Tests

Plant Scherer Client: Southern Company Data: Scherer AP

Sanitas™ v.10.1.06 Software licensed to Groundwater Stats Consulting. UG

Sen's Slope Estimator

SGWA-4 (bg)

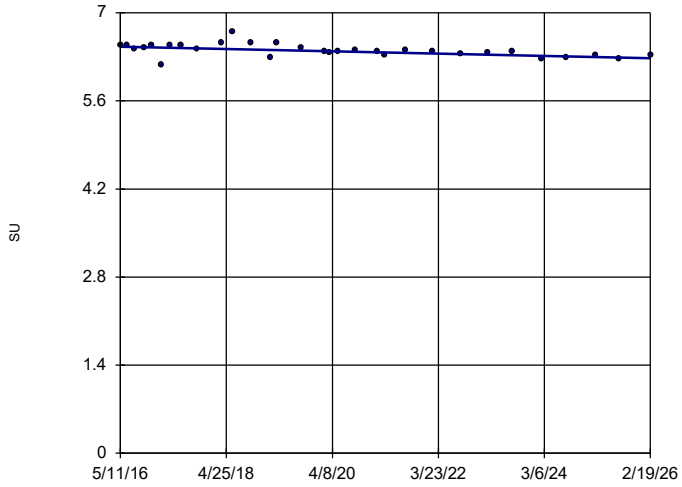

n = 31

Slope = -0.01838 units per year.

Mann-Kendall statistic = -215 critical = -152

Decreasing trend significant at 99% confidence level (α = 0.005 per tail).

Constituent: pH, Field Analysis Run 4/6/2026 9:42 AM View: Appendix III Trend Tests

Plant Scherer Client: Southern Company Data: Scherer AP

Sanitas™ v.10.1.06 Software licensed to Groundwater Stats Consulting. UG

Sen's Slope Estimator

SGWA-5 (bg)

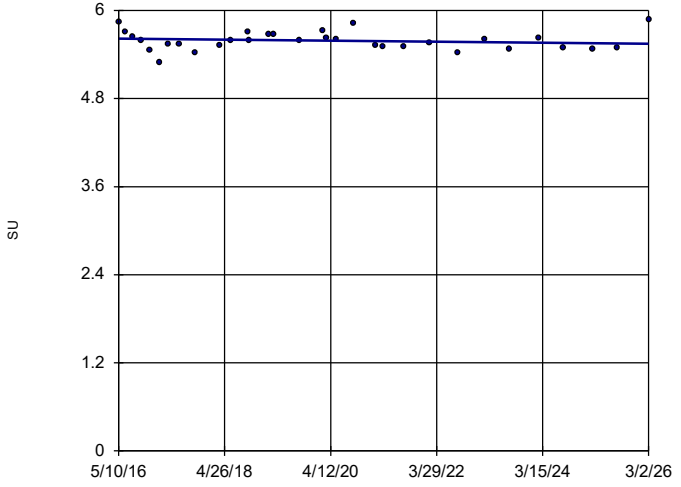

n = 32

Slope = -0.006864 units per year.

Mann-Kendall statistic = -59 critical = -161

Trend not significant at 99% confidence level (α = 0.005 per tail).

Constituent: pH, Field Analysis Run 4/6/2026 9:42 AM View: Appendix III Trend Tests

Plant Scherer Client: Southern Company Data: Scherer AP

Sanitas™ v.10.1.06 Software licensed to Groundwater Stats Consulting. UG

Sen's Slope Estimator

SGWA-24 (bg)

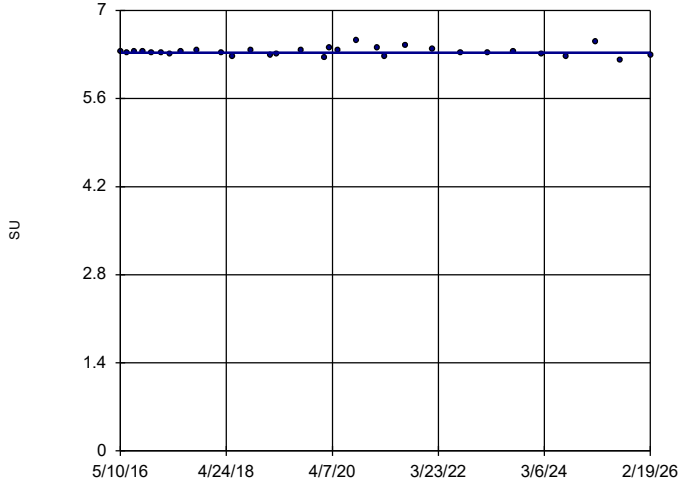

n = 31

Slope = 0 units per year.

Mann-Kendall statistic = -17 critical = -152

Trend not significant at 99% confidence level (α = 0.005 per tail).

Constituent: pH, Field Analysis Run 4/6/2026 9:42 AM View: Appendix III Trend Tests

Plant Scherer Client: Southern Company Data: Scherer AP

Sanitas™ v.10.1.06 Software licensed to Groundwater Stats Consulting. UG

Sen's Slope Estimator

SGWA-25 (bg)

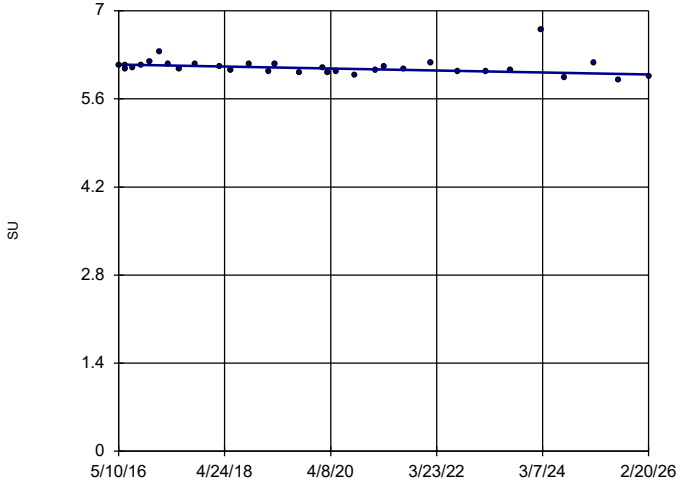

n = 32

Slope = -0.01606 units per year.

Mann-Kendall statistic = -143 critical = -161

Trend not significant at 99% confidence level (α = 0.005 per tail).

Constituent: pH, Field Analysis Run 4/6/2026 9:42 AM View: Appendix III Trend Tests

Plant Scherer Client: Southern Company Data: Scherer AP

Sanitas™ v.10.1.06 Software licensed to Groundwater Stats Consulting. UG

Sen's Slope Estimator

SGWC-15

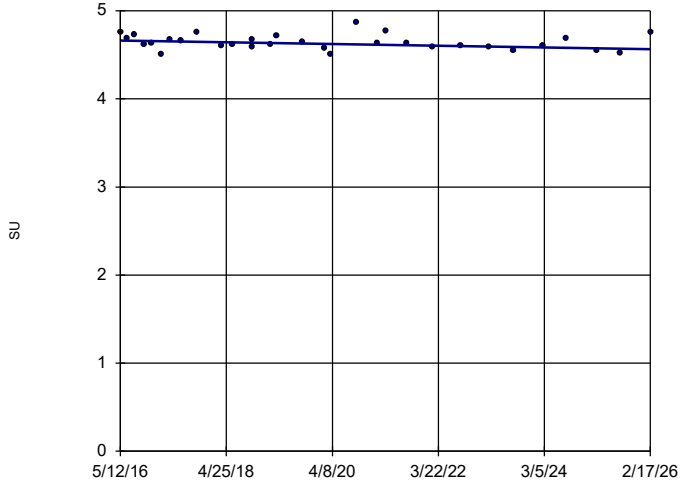

n = 31

Slope = -0.01007 units per year.

Mann-Kendall statistic = -109 critical = -152

Trend not significant at 99% confidence level (α = 0.005 per tail).

Constituent: pH, Field Analysis Run 4/6/2026 9:42 AM View: Appendix III Trend Tests

Plant Scherer Client: Southern Company Data: Scherer AP

Sanitas™ v.10.1.06 Software licensed to Groundwater Stats Consulting. UG

Sen's Slope Estimator

SGWC-20

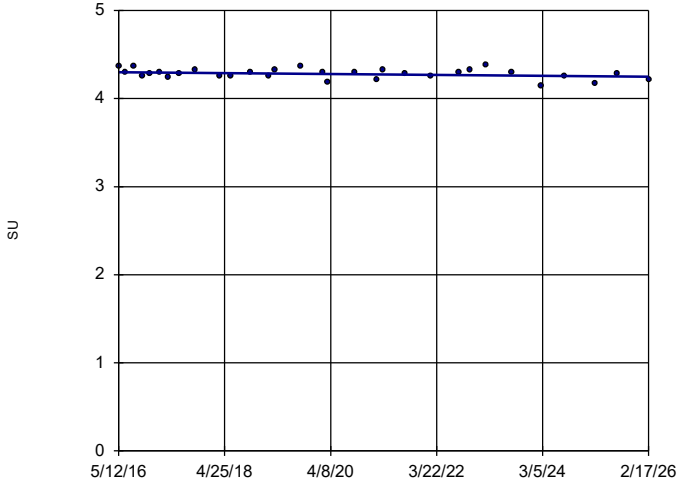

n = 31

Slope = -0.005153 units per year.

Mann-Kendall statistic = -84 critical = -152

Trend not significant at 99% confidence level (α = 0.005 per tail).

Constituent: pH, Field Analysis Run 4/6/2026 9:42 AM View: Appendix III Trend Tests

Plant Scherer Client: Southern Company Data: Scherer AP

Sanitas™ v.10.1.06 Software licensed to Groundwater Stats Consulting. UG

Hollow symbols indicate censored values.

Sen's Slope Estimator

SGWA-1 (bg)

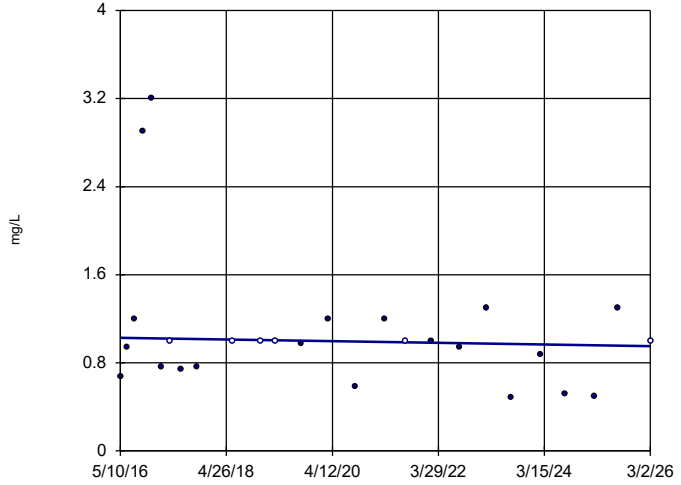

n = 26

Slope = -0.007827 units per year.

Mann-Kendall statistic = -28 critical = -118

Trend not significant at 99% confidence level (α = 0.005 per tail).

Constituent: Sulfate Analysis Run 4/6/2026 9:42 AM View: Appendix III Trend Tests

Plant Scherer Client: Southern Company Data: Scherer AP

Sanitas™ v.10.1.06 Software licensed to Groundwater Stats Consulting. UG
Hollow symbols indicate censored values.

Sen's Slope Estimator

SGWA-2 (bg)

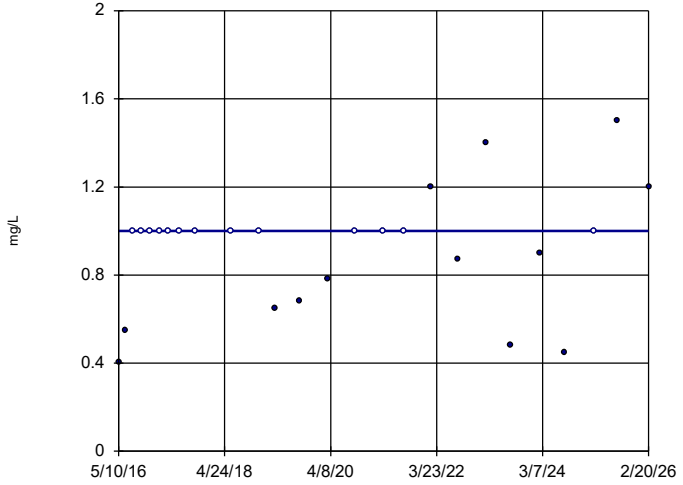

n = 26

Slope = 0
units per year.

Mann-Kendall
statistic = 50
critical = 118

Trend not sig-
nificant at 99%
confidence level
(α = 0.005 per
tail).

Constituent: Sulfate Analysis Run 4/6/2026 9:42 AM View: Appendix III Trend Tests
Plant Scherer Client: Southern Company Data: Scherer AP

Sanitas™ v.10.1.06 Software licensed to Groundwater Stats Consulting. UG
Hollow symbols indicate censored values.

Sen's Slope Estimator

SGWA-3 (bg)

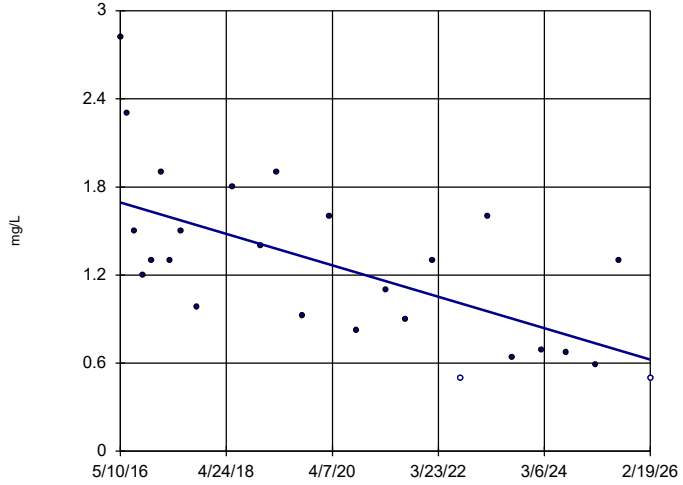

n = 26

Slope = -0.1092
units per year.

Mann-Kendall
statistic = -167
critical = -118

Decreasing trend
significant at 99%
confidence level
(α = 0.005 per
tail).

Constituent: Sulfate Analysis Run 4/6/2026 9:42 AM View: Appendix III Trend Tests
Plant Scherer Client: Southern Company Data: Scherer AP

Sanitas™ v.10.1.06 Software licensed to Groundwater Stats Consulting. UG
Hollow symbols indicate censored values.

Sen's Slope Estimator

SGWA-4 (bg)

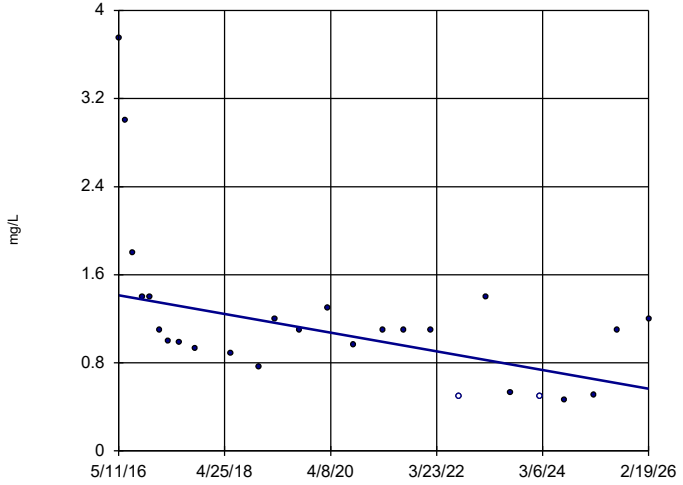

n = 26

Slope = -0.0867
units per year.

Mann-Kendall
statistic = -133
critical = -118

Decreasing trend
significant at 99%
confidence level
(α = 0.005 per
tail).

Constituent: Sulfate Analysis Run 4/6/2026 9:42 AM View: Appendix III Trend Tests
Plant Scherer Client: Southern Company Data: Scherer AP

Sanitas™ v.10.1.06 Software licensed to Groundwater Stats Consulting. UG
Hollow symbols indicate censored values.

Sen's Slope Estimator

SGWA-5 (bg)

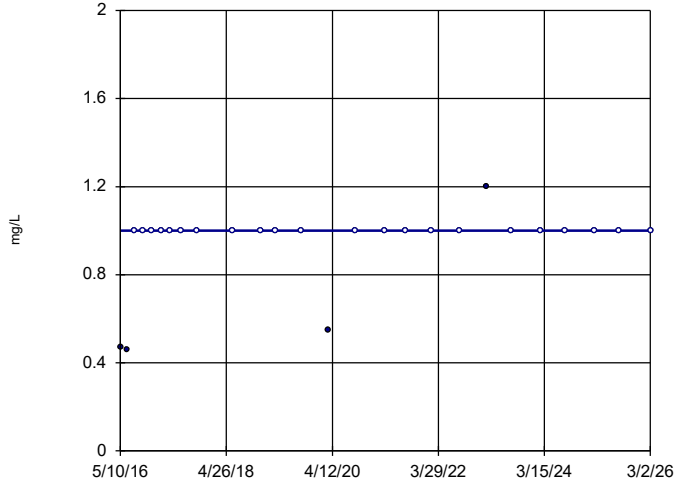

n = 26

Slope = 0
units per year.

Mann-Kendall
statistic = 58
critical = 118

Trend not sig-
nificant at 99%
confidence level
(α = 0.005 per
tail).

Constituent: Sulfate Analysis Run 4/6/2026 9:42 AM View: Appendix III Trend Tests
Plant Scherer Client: Southern Company Data: Scherer AP

Sanitas™ v.10.1.06 Software licensed to Groundwater Stats Consulting. UG
Hollow symbols indicate censored values.

Sen's Slope Estimator

SGWA-24 (bg)

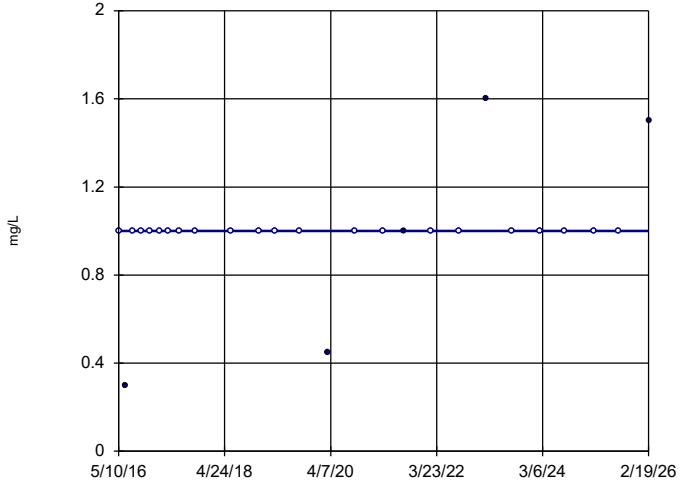

n = 26

Slope = 0 units per year.

Mann-Kendall statistic = 56 critical = 118

Trend not significant at 99% confidence level (α = 0.005 per tail).

Constituent: Sulfate Analysis Run 4/6/2026 9:42 AM View: Appendix III Trend Tests
Plant Scherer Client: Southern Company Data: Scherer AP

Sanitas™ v.10.1.06 Software licensed to Groundwater Stats Consulting. UG
Hollow symbols indicate censored values.

Sen's Slope Estimator

SGWA-25 (bg)

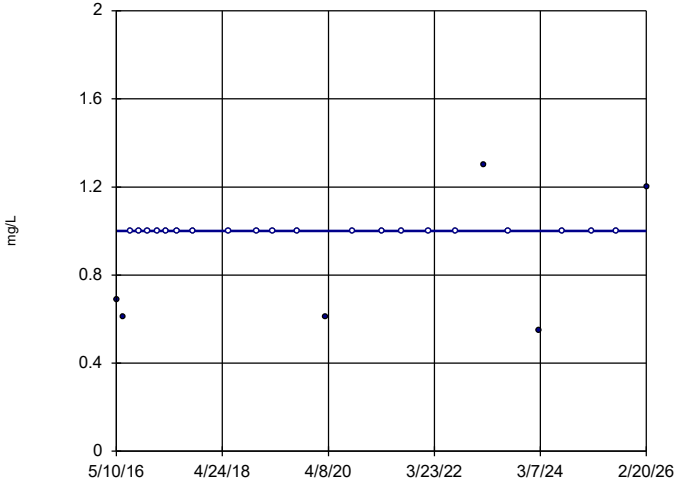

n = 26

Slope = 0 units per year.

Mann-Kendall statistic = 56 critical = 118

Trend not significant at 99% confidence level (α = 0.005 per tail).

Constituent: Sulfate Analysis Run 4/6/2026 9:42 AM View: Appendix III Trend Tests
Plant Scherer Client: Southern Company Data: Scherer AP

Sanitas™ v.10.1.06 Software licensed to Groundwater Stats Consulting. UG

Sen's Slope Estimator

SGWC-7

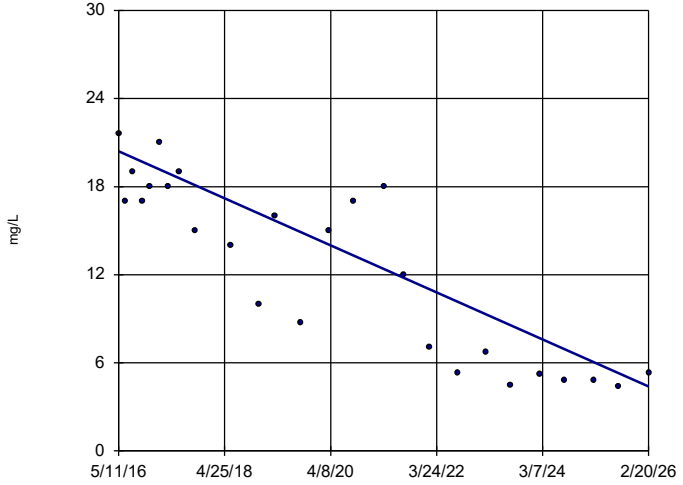

n = 26

Slope = -1.638 units per year.

Mann-Kendall statistic = -225 critical = -118

Decreasing trend significant at 99% confidence level (α = 0.005 per tail).

Constituent: Sulfate Analysis Run 4/6/2026 9:42 AM View: Appendix III Trend Tests
Plant Scherer Client: Southern Company Data: Scherer AP

Sanitas™ v.10.1.06 Software licensed to Groundwater Stats Consulting. UG

Sen's Slope Estimator

SGWC-8

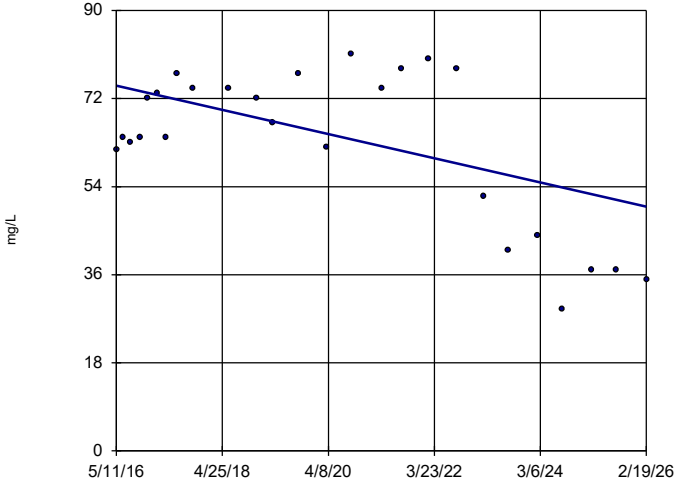

n = 26

Slope = -2.527 units per year.

Mann-Kendall statistic = -51 critical = -118

Trend not significant at 99% confidence level (α = 0.005 per tail).

Constituent: Sulfate Analysis Run 4/6/2026 9:42 AM View: Appendix III Trend Tests
Plant Scherer Client: Southern Company Data: Scherer AP

Sanitas™ v.10.1.06 Software licensed to Groundwater Stats Consulting. UG

Sen's Slope Estimator

SGWC-9

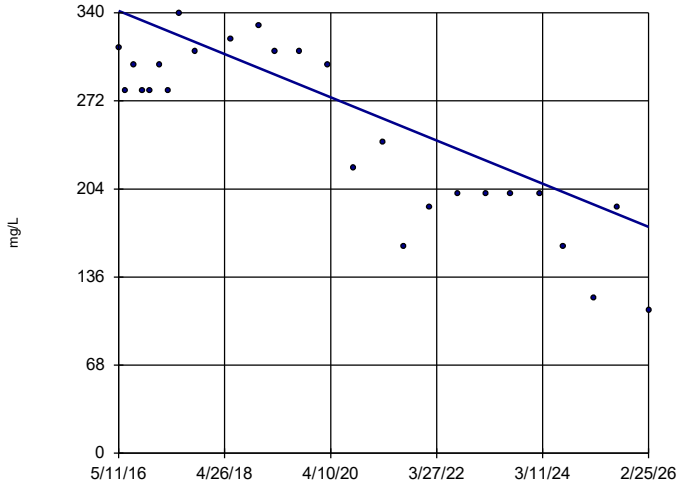

n = 26

Slope = -17 units per year.

Mann-Kendall statistic = -179 critical = -118

Decreasing trend significant at 99% confidence level (α = 0.005 per tail).

Constituent: Sulfate Analysis Run 4/6/2026 9:42 AM View: Appendix III Trend Tests

Plant Scherer Client: Southern Company Data: Scherer AP

Sanitas™ v.10.1.06 Software licensed to Groundwater Stats Consulting. UG

Hollow symbols indicate censored values.

Sen's Slope Estimator

SGWC-11

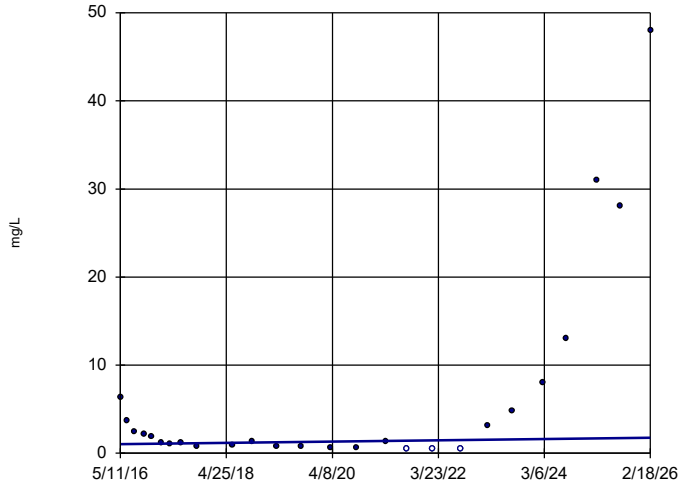

n = 26

Slope = 0.07521 units per year.

Mann-Kendall statistic = 14 critical = 118

Trend not significant at 99% confidence level (α = 0.005 per tail).

Constituent: Sulfate Analysis Run 4/6/2026 9:42 AM View: Appendix III Trend Tests

Plant Scherer Client: Southern Company Data: Scherer AP

Sanitas™ v.10.1.06 Software licensed to Groundwater Stats Consulting. UG

Sen's Slope Estimator

SGWC-12

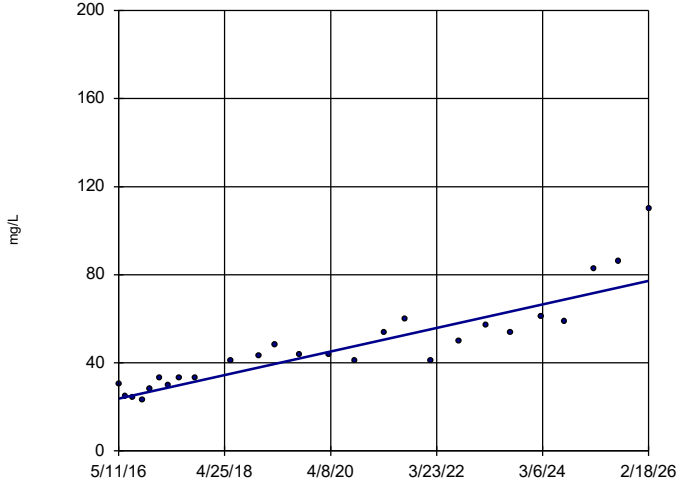

n = 26

Slope = 5.472 units per year.

Mann-Kendall statistic = 261 critical = 118

Increasing trend significant at 99% confidence level (α = 0.005 per tail).

Constituent: Sulfate Analysis Run 4/6/2026 9:42 AM View: Appendix III Trend Tests

Plant Scherer Client: Southern Company Data: Scherer AP

Sanitas™ v.10.1.06 Software licensed to Groundwater Stats Consulting. UG

Sen's Slope Estimator

SGWC-13

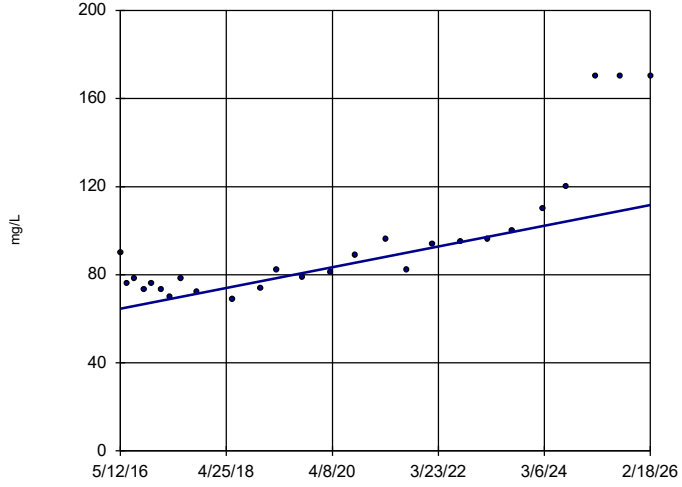

n = 26

Slope = 4.803 units per year.

Mann-Kendall statistic = 217 critical = 118

Increasing trend significant at 99% confidence level (α = 0.005 per tail).

Constituent: Sulfate Analysis Run 4/6/2026 9:42 AM View: Appendix III Trend Tests

Plant Scherer Client: Southern Company Data: Scherer AP

Sanitas™ v.10.1.06 Software licensed to Groundwater Stats Consulting. UG

Sen's Slope Estimator

SGWC-14

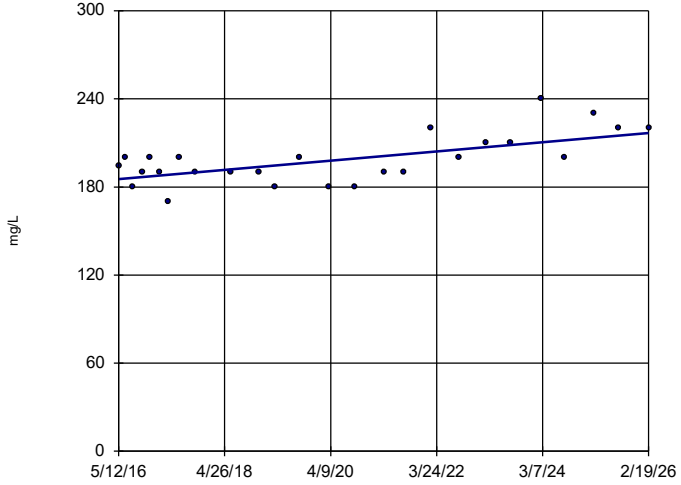

n = 26

Slope = 3.209 units per year.

Mann-Kendall statistic = 127 critical = 118

Increasing trend significant at 99% confidence level (α = 0.005 per tail).

Constituent: Sulfate Analysis Run 4/6/2026 9:42 AM View: Appendix III Trend Tests

Plant Scherer Client: Southern Company Data: Scherer AP

Sanitas™ v.10.1.06 Software licensed to Groundwater Stats Consulting. UG

Sen's Slope Estimator

SGWC-15

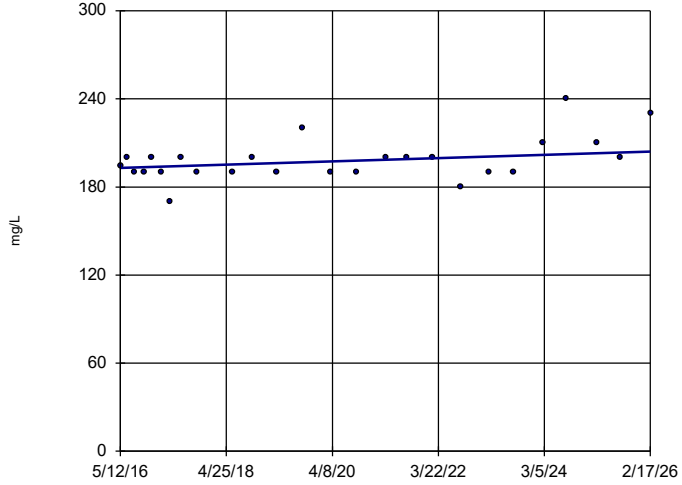

n = 26

Slope = 1.138 units per year.

Mann-Kendall statistic = 83 critical = 118

Trend not significant at 99% confidence level (α = 0.005 per tail).

Constituent: Sulfate Analysis Run 4/6/2026 9:42 AM View: Appendix III Trend Tests

Plant Scherer Client: Southern Company Data: Scherer AP

Sanitas™ v.10.1.06 Software licensed to Groundwater Stats Consulting. UG

Sen's Slope Estimator

SGWC-16

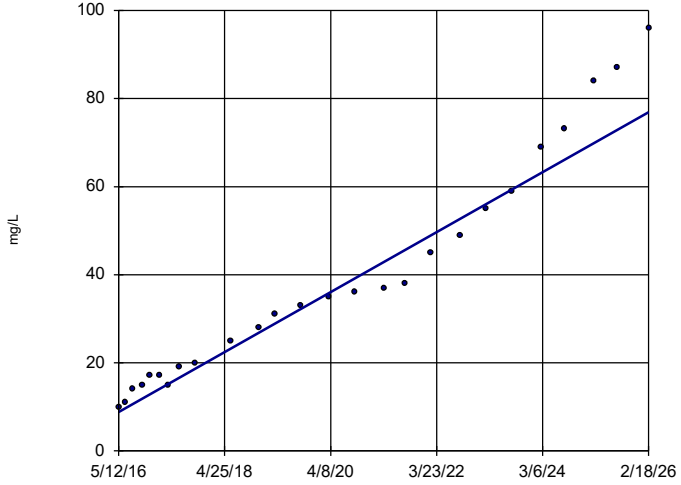

n = 26

Slope = 6.958 units per year.

Mann-Kendall statistic = 319 critical = 118

Increasing trend significant at 99% confidence level (α = 0.005 per tail).

Constituent: Sulfate Analysis Run 4/6/2026 9:42 AM View: Appendix III Trend Tests

Plant Scherer Client: Southern Company Data: Scherer AP

Sanitas™ v.10.1.06 Software licensed to Groundwater Stats Consulting. UG

Sen's Slope Estimator

SGWC-17

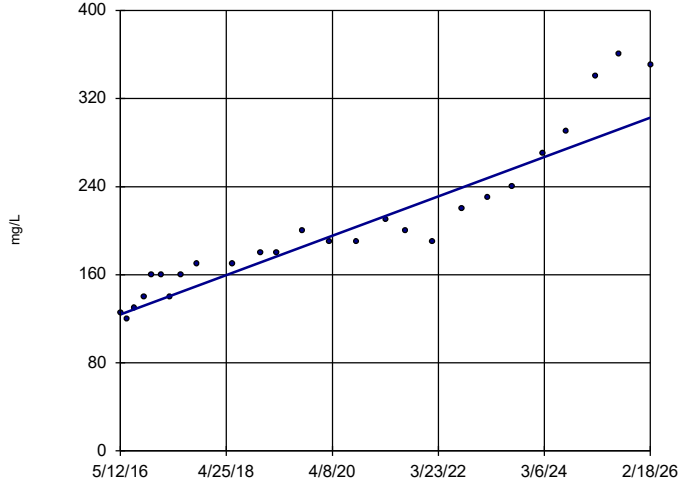

n = 26

Slope = 18.28 units per year.

Mann-Kendall statistic = 295 critical = 118

Increasing trend significant at 99% confidence level (α = 0.005 per tail).

Constituent: Sulfate Analysis Run 4/6/2026 9:42 AM View: Appendix III Trend Tests

Plant Scherer Client: Southern Company Data: Scherer AP

Sanitas™ v.10.1.06 Software licensed to Groundwater Stats Consulting. UG

Sen's Slope Estimator

SGWC-19

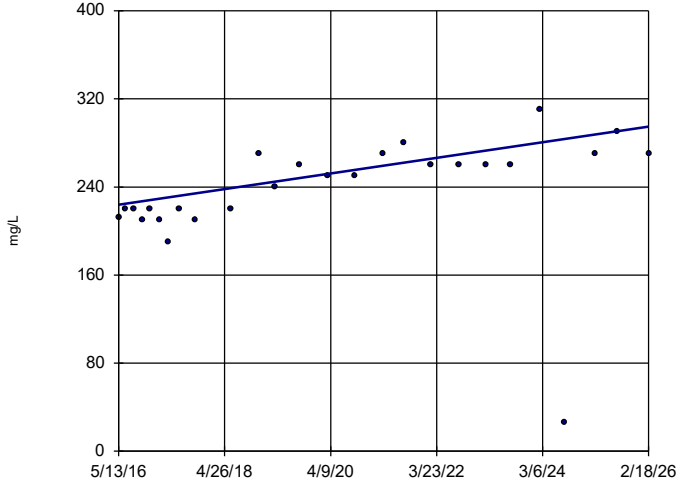

n = 26

Slope = 7.249 units per year.

Mann-Kendall statistic = 167 critical = 118

Increasing trend significant at 99% confidence level (α = 0.005 per tail).

Constituent: Sulfate Analysis Run 4/6/2026 9:42 AM View: Appendix III Trend Tests

Plant Scherer Client: Southern Company Data: Scherer AP

Sanitas™ v.10.1.06 Software licensed to Groundwater Stats Consulting. UG

Sen's Slope Estimator

SGWC-20

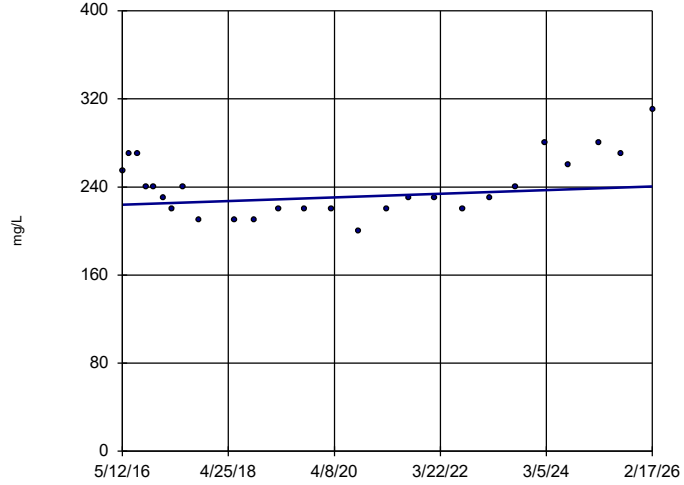

n = 26

Slope = 1.705 units per year.

Mann-Kendall statistic = 49 critical = 118

Trend not significant at 99% confidence level (α = 0.005 per tail).

Constituent: Sulfate Analysis Run 4/6/2026 9:42 AM View: Appendix III Trend Tests

Plant Scherer Client: Southern Company Data: Scherer AP

Sanitas™ v.10.1.06 Software licensed to Groundwater Stats Consulting. UG

Sen's Slope Estimator

SGWC-21

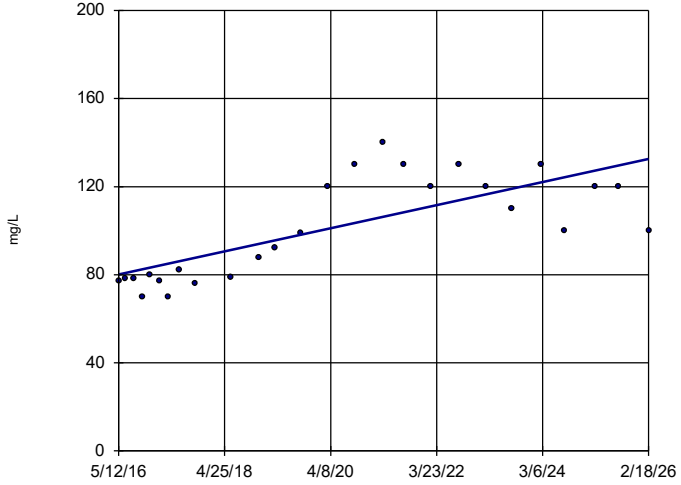

n = 26

Slope = 5.364 units per year.

Mann-Kendall statistic = 174 critical = 118

Increasing trend significant at 99% confidence level (α = 0.005 per tail).

Constituent: Sulfate Analysis Run 4/6/2026 9:42 AM View: Appendix III Trend Tests

Plant Scherer Client: Southern Company Data: Scherer AP

Sanitas™ v.10.1.06 Software licensed to Groundwater Stats Consulting. UG

Sen's Slope Estimator

SGWC-22

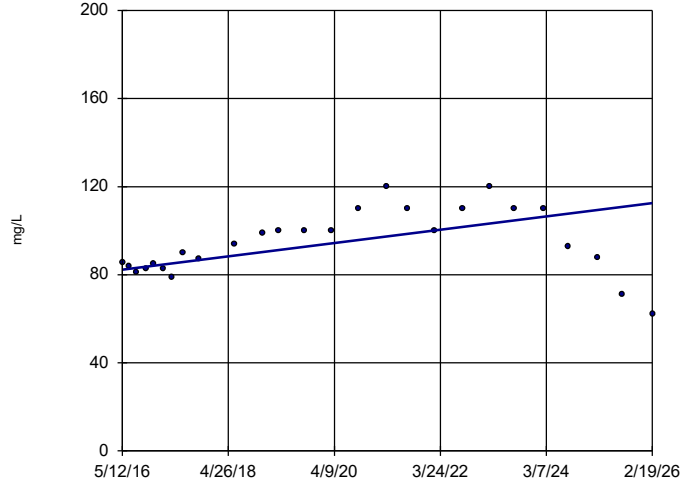

n = 26

Slope = 3.095 units per year.

Mann-Kendall statistic = 103 critical = 118

Trend not significant at 99% confidence level (α = 0.005 per tail).

Constituent: Sulfate Analysis Run 4/6/2026 9:42 AM View: Appendix III Trend Tests

Plant Scherer Client: Southern Company Data: Scherer AP

Sanitas™ v.10.1.06 Software licensed to Groundwater Stats Consulting. UG

Sen's Slope Estimator

SGWC-23

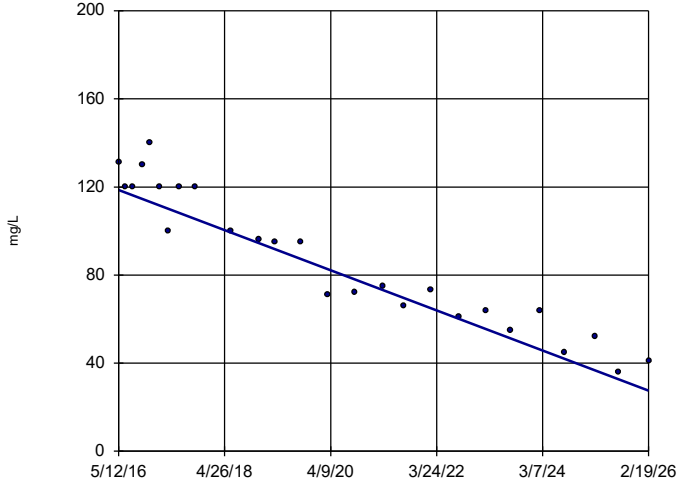

n = 26

Slope = -9.322 units per year.

Mann-Kendall statistic = -274 critical = -118

Decreasing trend significant at 99% confidence level (α = 0.005 per tail).

Constituent: Sulfate Analysis Run 4/6/2026 9:42 AM View: Appendix III Trend Tests

Plant Scherer Client: Southern Company Data: Scherer AP

Sanitas™ v.10.1.06 Software licensed to Groundwater Stats Consulting. UG

Hollow symbols indicate censored values.

Sen's Slope Estimator

SGWA-1 (bg)

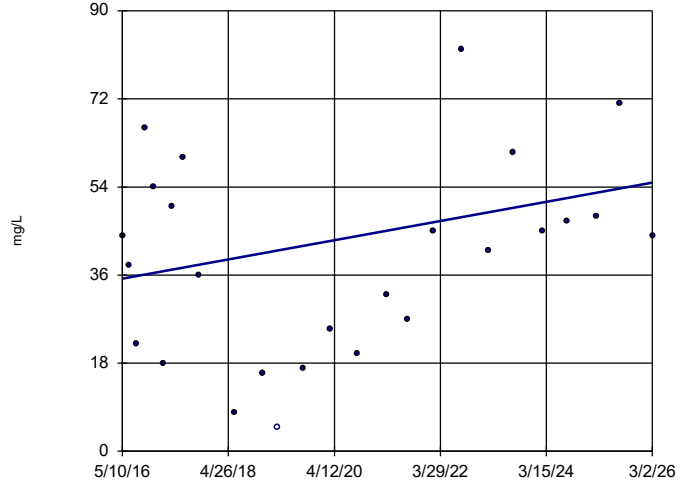

n = 26

Slope = 1.997 units per year.

Mann-Kendall statistic = 63 critical = 118

Trend not significant at 99% confidence level (α = 0.005 per tail).

Constituent: TDS Analysis Run 4/6/2026 9:42 AM View: Appendix III Trend Tests

Plant Scherer Client: Southern Company Data: Scherer AP

Sanitas™ v.10.1.06 Software licensed to Groundwater Stats Consulting. UG

Sen's Slope Estimator

SGWA-2 (bg)

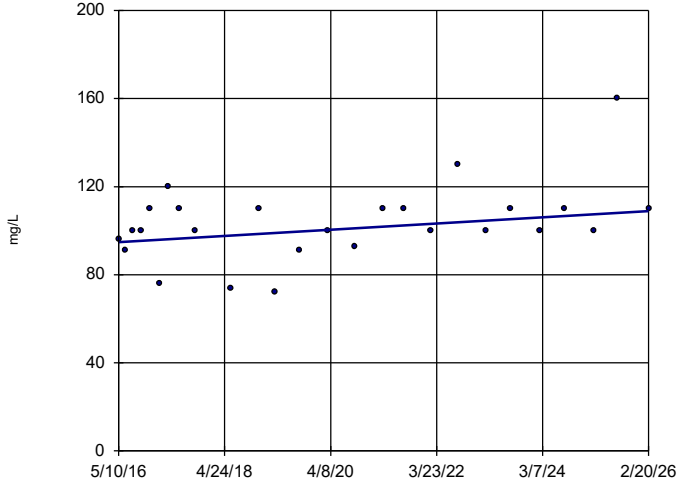

n = 26

Slope = 1.43 units per year.

Mann-Kendall statistic = 86 critical = 118

Trend not significant at 99% confidence level (α = 0.005 per tail).

Constituent: TDS Analysis Run 4/6/2026 9:42 AM View: Appendix III Trend Tests

Plant Scherer Client: Southern Company Data: Scherer AP

Sanitas™ v.10.1.06 Software licensed to Groundwater Stats Consulting. UG

Sen's Slope Estimator

SGWA-3 (bg)

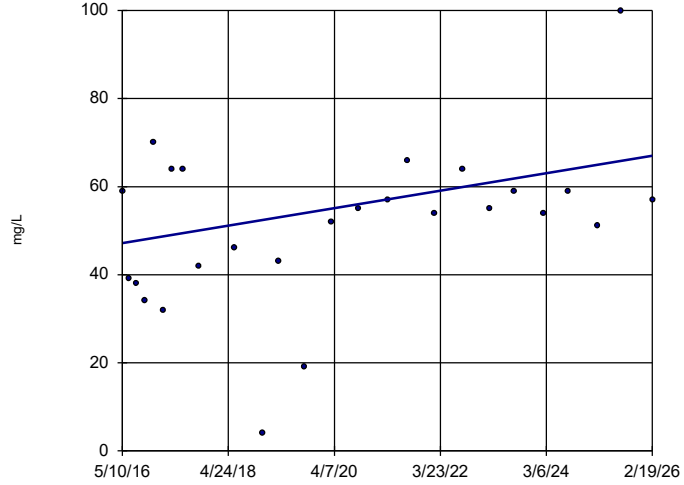

n = 26

Slope = 2.021 units per year.

Mann-Kendall statistic = 78 critical = 118

Trend not significant at 99% confidence level (α = 0.005 per tail).

Constituent: TDS Analysis Run 4/6/2026 9:42 AM View: Appendix III Trend Tests

Plant Scherer Client: Southern Company Data: Scherer AP

Sanitas™ v.10.1.06 Software licensed to Groundwater Stats Consulting. UG

Sen's Slope Estimator

SGWA-4 (bg)

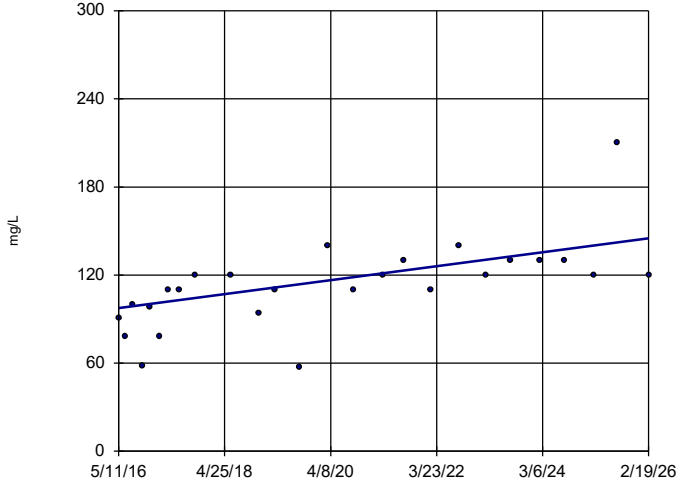

n = 26

Slope = 4.848 units per year.

Mann-Kendall statistic = 172 critical = 118

Increasing trend significant at 99% confidence level (α = 0.005 per tail).

Constituent: TDS Analysis Run 4/6/2026 9:42 AM View: Appendix III Trend Tests

Plant Scherer Client: Southern Company Data: Scherer AP

Sanitas™ v.10.1.06 Software licensed to Groundwater Stats Consulting. UG

Sen's Slope Estimator

SGWA-5 (bg)

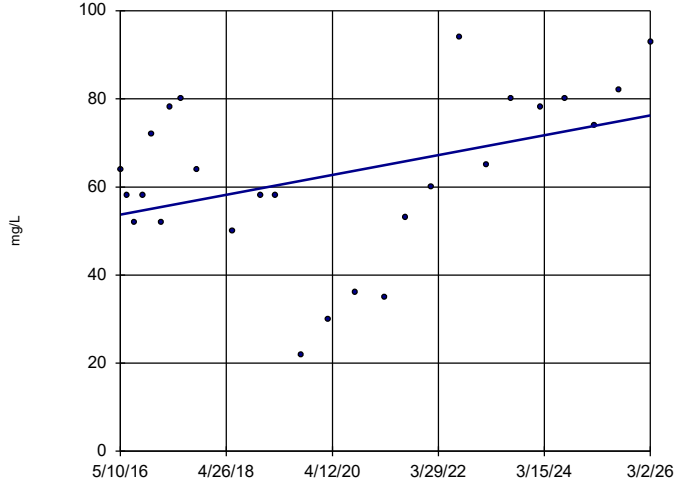

n = 26

Slope = 2.296 units per year.

Mann-Kendall statistic = 93 critical = 118

Trend not significant at 99% confidence level (α = 0.005 per tail).

Constituent: TDS Analysis Run 4/6/2026 9:42 AM View: Appendix III Trend Tests

Plant Scherer Client: Southern Company Data: Scherer AP

Sanitas™ v.10.1.06 Software licensed to Groundwater Stats Consulting. UG

Sen's Slope Estimator

SGWA-24 (bg)

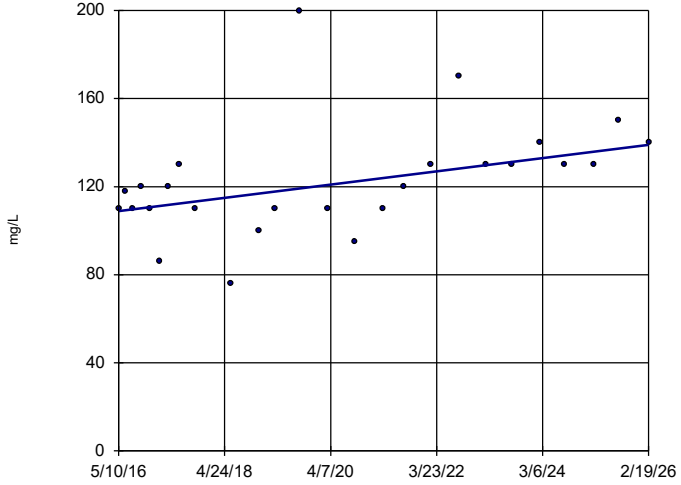

n = 26

Slope = 3.066 units per year.

Mann-Kendall statistic = 133 critical = 118

Increasing trend significant at 99% confidence level (α = 0.005 per tail).

Constituent: TDS Analysis Run 4/6/2026 9:42 AM View: Appendix III Trend Tests

Plant Scherer Client: Southern Company Data: Scherer AP

Sanitas™ v.10.1.06 Software licensed to Groundwater Stats Consulting. UG

Sen's Slope Estimator

SGWA-25 (bg)

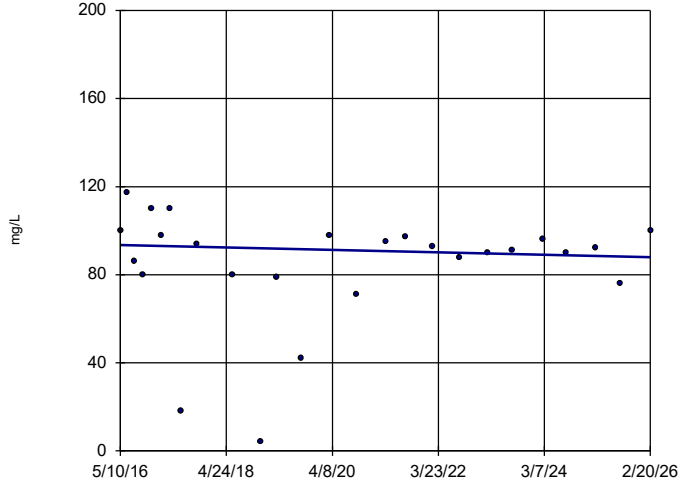

n = 26

Slope = -0.5688 units per year.

Mann-Kendall statistic = -34 critical = -118

Trend not significant at 99% confidence level (α = 0.005 per tail).

Constituent: TDS Analysis Run 4/6/2026 9:43 AM View: Appendix III Trend Tests

Plant Scherer Client: Southern Company Data: Scherer AP

Sanitas™ v.10.1.06 Software licensed to Groundwater Stats Consulting. UG

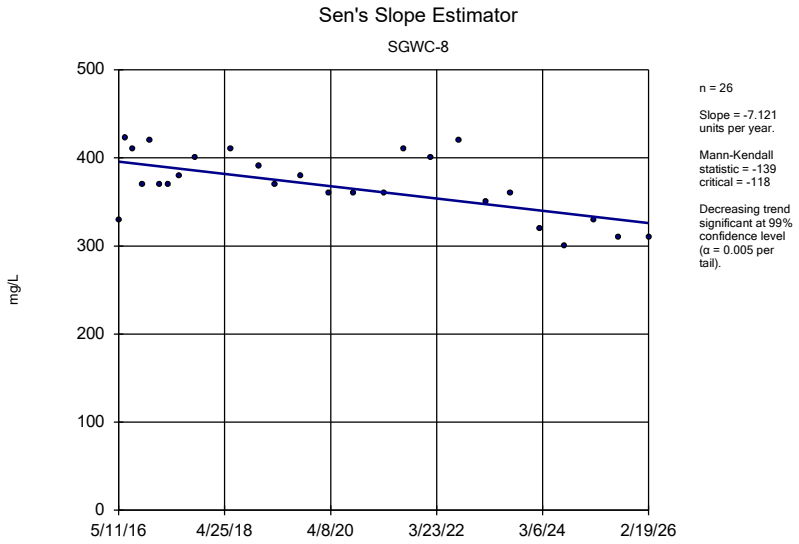

Constituent: TDS Analysis Run 4/6/2026 9:43 AM View: Appendix III Trend Tests
Plant Scherer Client: Southern Company Data: Scherer AP

Sanitas™ v.10.1.06 Software licensed to Groundwater Stats Consulting. UG

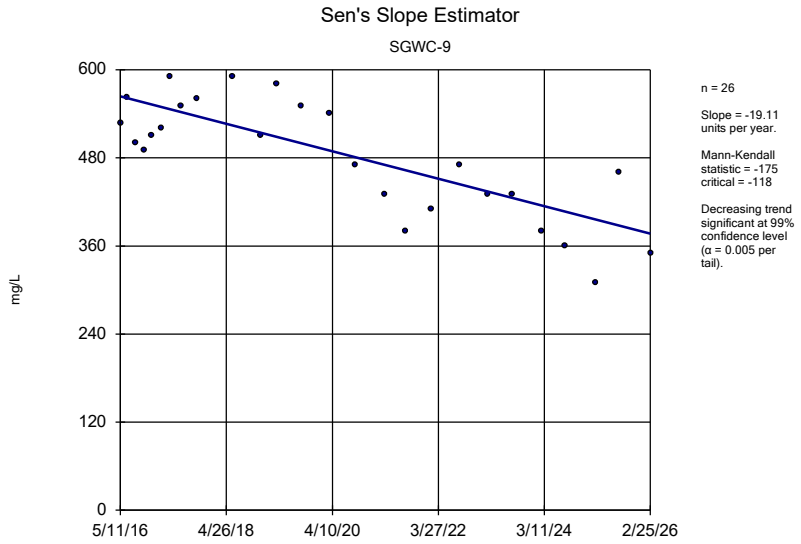

Constituent: TDS Analysis Run 4/6/2026 9:43 AM View: Appendix III Trend Tests
Plant Scherer Client: Southern Company Data: Scherer AP

Sanitas™ v.10.1.06 Software licensed to Groundwater Stats Consulting. UG

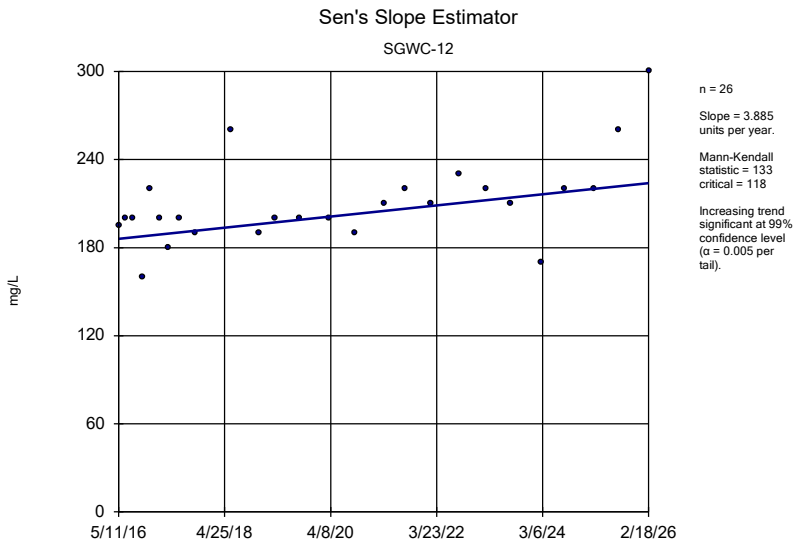

Constituent: TDS Analysis Run 4/6/2026 9:43 AM View: Appendix III Trend Tests
Plant Scherer Client: Southern Company Data: Scherer AP

Sanitas™ v.10.1.06 Software licensed to Groundwater Stats Consulting. UG

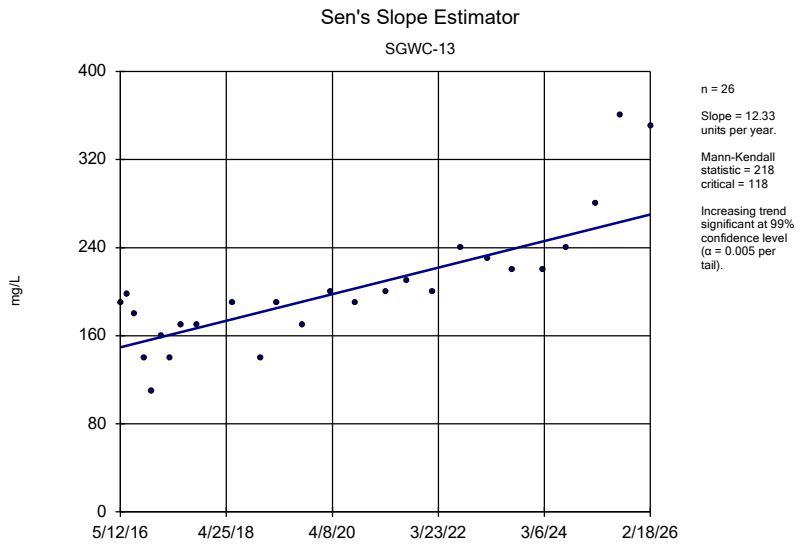

Constituent: TDS Analysis Run 4/6/2026 9:43 AM View: Appendix III Trend Tests
Plant Scherer Client: Southern Company Data: Scherer AP

Sanitas™ v.10.1.06 Software licensed to Groundwater Stats Consulting. UG

Sen's Slope Estimator

SGWC-14

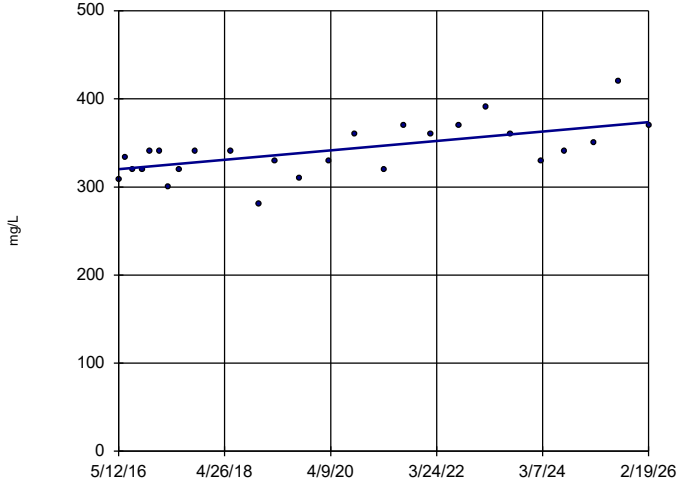

n = 26

Slope = 5.445 units per year.

Mann-Kendall statistic = 146 critical = 118

Increasing trend significant at 99% confidence level (α = 0.005 per tail).

Constituent: TDS Analysis Run 4/6/2026 9:43 AM View: Appendix III Trend Tests

Plant Scherer Client: Southern Company Data: Scherer AP

Sanitas™ v.10.1.06 Software licensed to Groundwater Stats Consulting. UG

Sen's Slope Estimator

SGWC-15

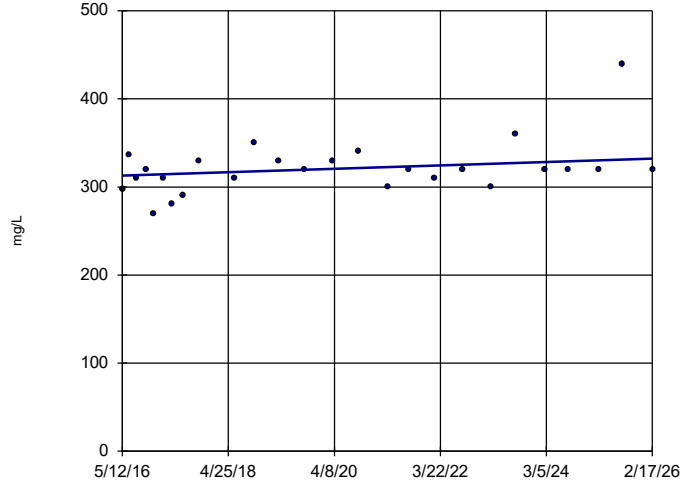

n = 26

Slope = 1.998 units per year.

Mann-Kendall statistic = 75 critical = 118

Trend not significant at 99% confidence level (α = 0.005 per tail).

Constituent: TDS Analysis Run 4/6/2026 9:43 AM View: Appendix III Trend Tests

Plant Scherer Client: Southern Company Data: Scherer AP

Sanitas™ v.10.1.06 Software licensed to Groundwater Stats Consulting. UG

Sen's Slope Estimator

SGWC-17

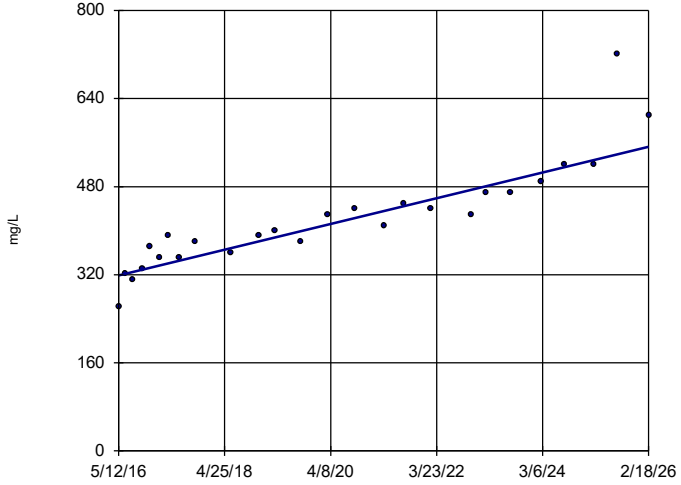

n = 26

Slope = 23.9 units per year.

Mann-Kendall statistic = 282 critical = 118

Increasing trend significant at 99% confidence level (α = 0.005 per tail).

Constituent: TDS Analysis Run 4/6/2026 9:43 AM View: Appendix III Trend Tests

Plant Scherer Client: Southern Company Data: Scherer AP

Sanitas™ v.10.1.06 Software licensed to Groundwater Stats Consulting. UG

Sen's Slope Estimator

SGWC-19

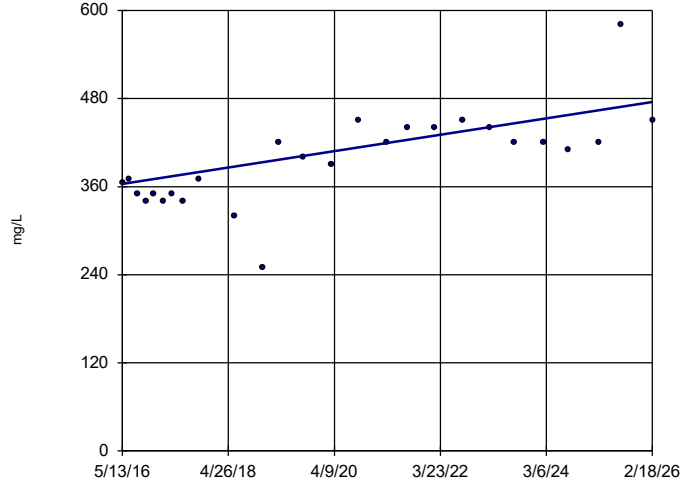

n = 26

Slope = 11.41 units per year.

Mann-Kendall statistic = 162 critical = 118

Increasing trend significant at 99% confidence level (α = 0.005 per tail).

Constituent: TDS Analysis Run 4/6/2026 9:43 AM View: Appendix III Trend Tests

Plant Scherer Client: Southern Company Data: Scherer AP

Sen's Slope Estimator

SGWC-20

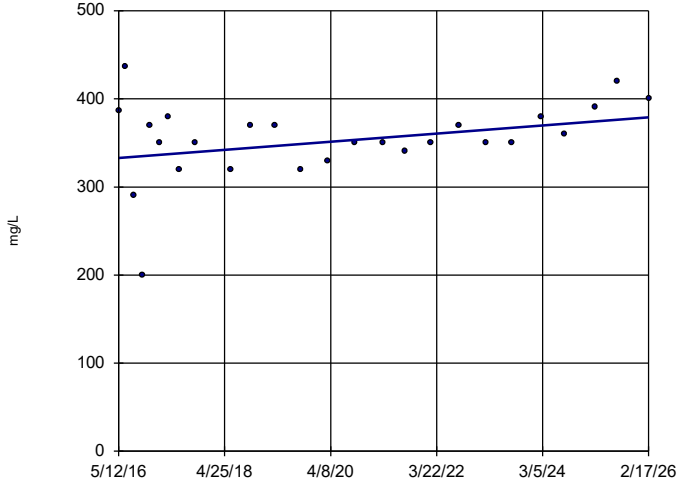

n = 26

Slope = 4.704 units per year.

Mann-Kendall statistic = 78 critical = 118

Trend not significant at 99% confidence level (α = 0.005 per tail).

Constituent: TDS Analysis Run 4/6/2026 9:43 AM View: Appendix III Trend Tests

Plant Scherer Client: Southern Company Data: Scherer AP

Sanitas™ v.10.1.06 Software licensed to Groundwater Stats Consulting. UG

Sen's Slope Estimator

SGWC-21

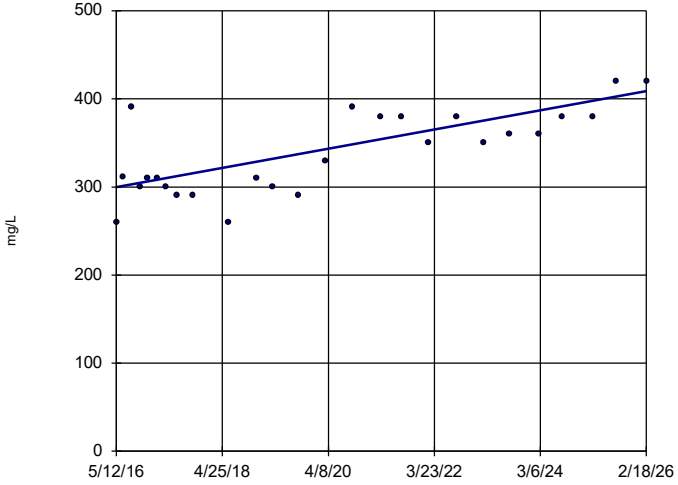

n = 26

Slope = 11.17 units per year.

Mann-Kendall statistic = 151 critical = 118

Increasing trend significant at 99% confidence level (α = 0.005 per tail).

Constituent: TDS Analysis Run 4/6/2026 9:43 AM View: Appendix III Trend Tests

Plant Scherer Client: Southern Company Data: Scherer AP

FIGURE F.

Cobalt SGWA-1 & SGWA-25 Trend Tests - All/Significant Results

Plant Scherer Client: Southern Company Data: Scherer AP Printed 4/13/2026, 12:53 PM

Constituent	Well	Slope	Calc.	Critical	Sig.	N	%NDs	Normality	Xform	Alpha	Method
Cobalt (mg/L)	**SGWA-1 (bg)**	**-0.001227**	**-246**	**-106**	**Yes**	**29**	**6.897**	**n/a**	**n/a**	**0.05**	**NP**
Cobalt (mg/L)	**SGWA-25 (bg)**	**-0.001265**	**-199**	**-106**	**Yes**	**29**	**20.69**	**n/a**	**n/a**	**0.05**	**NP**

Sanitas™ v.10.1.06 Software licensed to Groundwater Stats Consulting. UG
Hollow symbols indicate censored values.

Sen's Slope Estimator

SGWA-1 (bg)

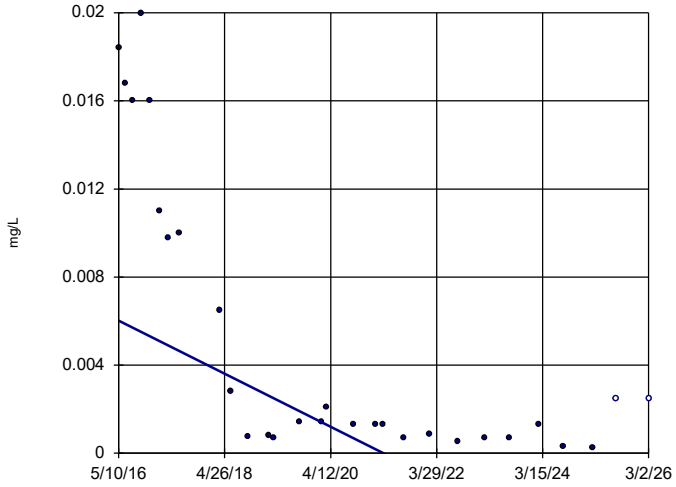

n = 29

Slope = -0.001227 units per year.

Mann-Kendall statistic = -246
critical = -106

Decreasing trend significant at 95% confidence level (α = 0.025 per tail).

Constituent: Cobalt Analysis Run 4/13/2026 12:52 PM View: Date Range Trend Tests
Plant Scherer Client: Southern Company Data: Scherer AP

Sanitas™ v.10.1.06 Software licensed to Groundwater Stats Consulting. UG
Hollow symbols indicate censored values.

Sen's Slope Estimator

SGWA-25 (bg)

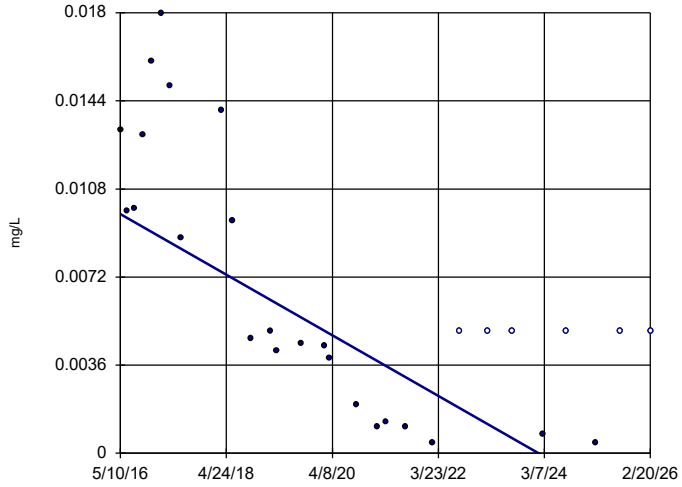

n = 29

Slope = -0.001265 units per year.

Mann-Kendall statistic = -199
critical = -106

Decreasing trend significant at 95% confidence level (α = 0.025 per tail).

Constituent: Cobalt Analysis Run 4/13/2026 12:52 PM View: Date Range Trend Tests
Plant Scherer Client: Southern Company Data: Scherer AP

Cobalt SGWA-1 & SGWA-25 Trend Tests - Truncated Record - All Results (No Significant)

Plant Scherer Client: Southern Company Data: Scherer AP Printed 4/13/2026, 12:55 PM

Constituent	Well	Slope	Calc.	Critical	Sig.	N	%NDs	Normality	Xform	Alpha	Method
Cobalt (mg/L)	SGWA-1 (bg)	-0.00001046	-20	-58	No	19	10.53	n/a	n/a	0.05	NP
Cobalt (mg/L)	SGWA-25 (bg)	0	13	34	No	13	46.15	n/a	n/a	0.05	NP

Sanitas™ v.10.1.06 Software licensed to Groundwater Stats Consulting. UG
Hollow symbols indicate censored values.

Sen's Slope Estimator

SGWA-1 (bg)

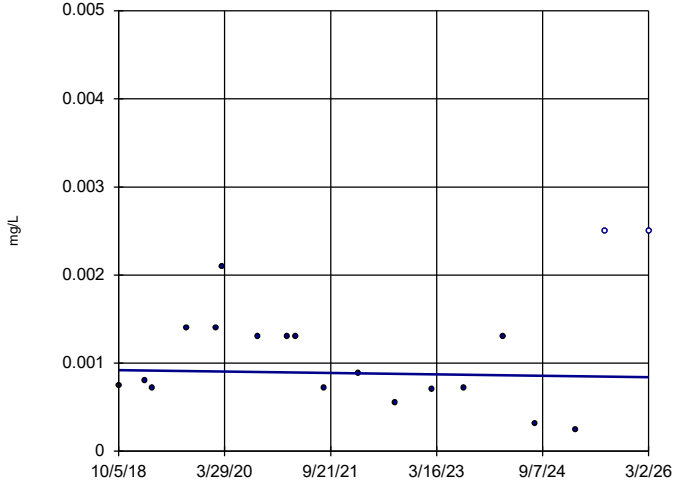

n = 19

Slope = -0.00001046 units per year.

Mann-Kendall statistic = -20
critical = -58

Trend not significant at 95% confidence level (α = 0.025 per tail).

Constituent: Cobalt Analysis Run 4/13/2026 12:54 PM View: Date Range Trend Tests
Plant Scherer Client: Southern Company Data: Scherer AP

Sanitas™ v.10.1.06 Software licensed to Groundwater Stats Consulting. UG
Hollow symbols indicate censored values.

Sen's Slope Estimator

SGWA-25 (bg)

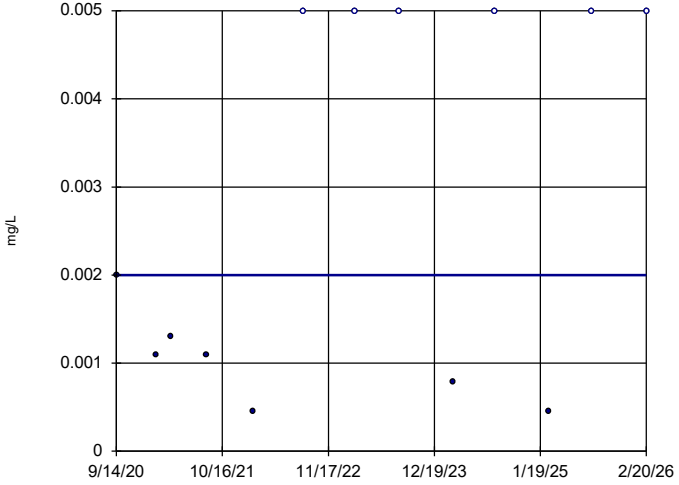

n = 13

Slope = 0 units per year.

Mann-Kendall statistic = 13
critical = 34

Trend not significant at 95% confidence level (α = 0.025 per tail).

Constituent: Cobalt Analysis Run 4/13/2026 12:54 PM View: Date Range Trend Tests
Plant Scherer Client: Southern Company Data: Scherer AP

FIGURE G.

Upper Tolerance Limits

Plant Scherer Client: Southern Company Data: Scherer AP Printed 4/14/2026, 12:37 PM

Constituent	Well	Upper Lim.	Date	Observ.	Sig.	Bg N	%NDs	Transform	Alpha	Method
Antimony (mg/L)	n/a	0.005	n/a	n/a	n/a	168	95.24	n/a	0.000181	NP Inter(NDs)
Arsenic (mg/L)	n/a	0.005	n/a	n/a	n/a	203	88.67	n/a	NaN	NP Inter(NDs)
Barium (mg/L)	n/a	0.091	n/a	n/a	n/a	203	0	n/a	NaN	NP Inter(normality)
Beryllium (mg/L)	n/a	0.001	n/a	n/a	n/a	203	91.13	n/a	NaN	NP Inter(NDs)
Cadmium (mg/L)	n/a	0.0011	n/a	n/a	n/a	196	98.98	n/a	NaN	NP Inter(NDs)
Chromium (mg/L)	n/a	0.028	n/a	n/a	n/a	210	23.81	n/a	NaN	NP Inter(normality)
Cobalt (mg/L)	n/a	0.005	n/a	n/a	n/a	177	78.53	n/a	NaN	NP Inter(NDs)
Combined Radium 226 + 228 (pCi/L)	n/a	1.66	n/a	n/a	n/a	203	0	n/a	NaN	NP Inter(normality)
Fluoride (mg/L)	n/a	0.24	n/a	n/a	n/a	209	55.02	n/a	NaN	NP Inter(NDs)
Lead (mg/L)	n/a	0.001	n/a	n/a	n/a	203	94.58	n/a	NaN	NP Inter(NDs)
Lithium (mg/L)	n/a	0.02	n/a	n/a	n/a	203	84.73	n/a	NaN	NP Inter(NDs)
Mercury (mg/L)	n/a	0.0005	n/a	n/a	n/a	205	93.17	n/a	NaN	NP Inter(NDs)
Molybdenum (mg/L)	n/a	0.005	n/a	n/a	n/a	196	92.35	n/a	NaN	NP Inter(NDs)
Selenium (mg/L)	n/a	0.005	n/a	n/a	n/a	203	93.6	n/a	NaN	NP Inter(NDs)
Thallium (mg/L)	n/a	0.001	n/a	n/a	n/a	202	93.56	n/a	NaN	NP Inter(NDs)

Sanitas™ v.10.1.06 Software licensed to Groundwater Stats Consulting. UG
Hollow symbols indicate censored values.

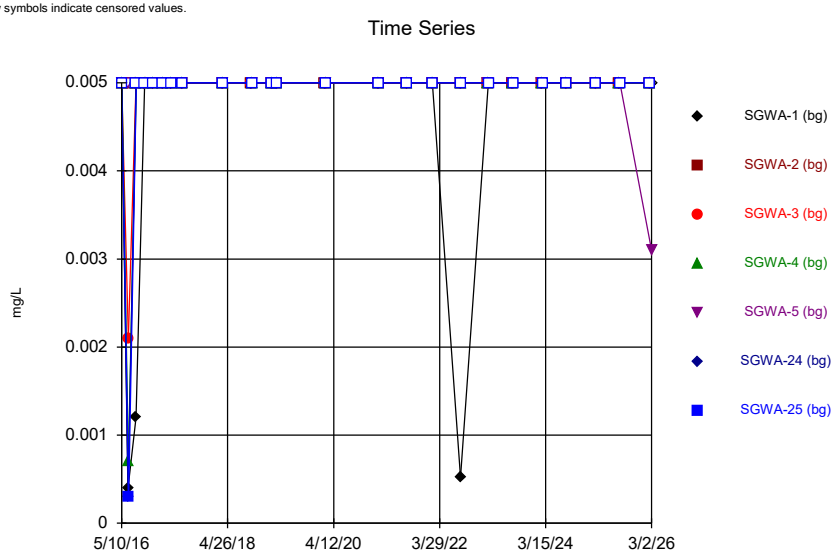

Constituent: Antimony Analysis Run 4/14/2026 12:36 PM View: Upper Tolerance Limits
Plant Scherer Client: Southern Company Data: Scherer AP

Sanitas™ v.10.1.06 Software licensed to Groundwater Stats Consulting. UG
Hollow symbols indicate censored values.

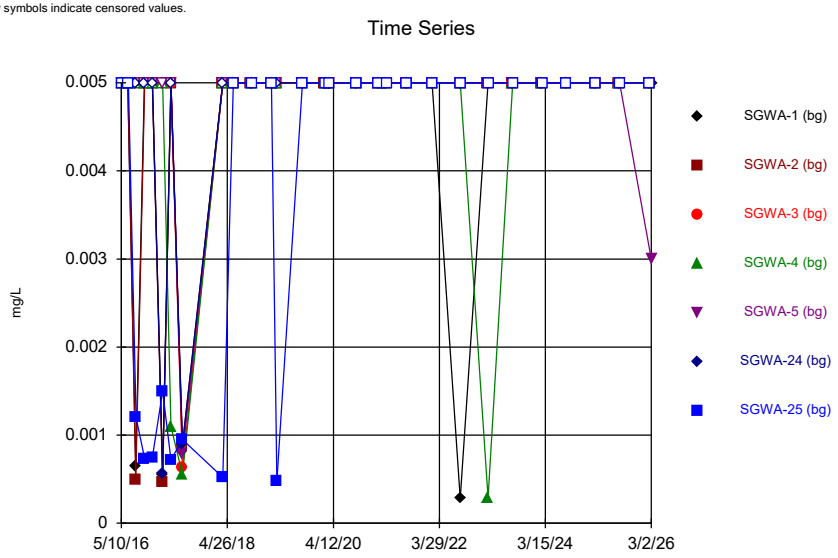

Constituent: Arsenic Analysis Run 4/14/2026 12:36 PM View: Upper Tolerance Limits
Plant Scherer Client: Southern Company Data: Scherer AP

Sanitas™ v.10.1.06 Software licensed to Groundwater Stats Consulting. UG

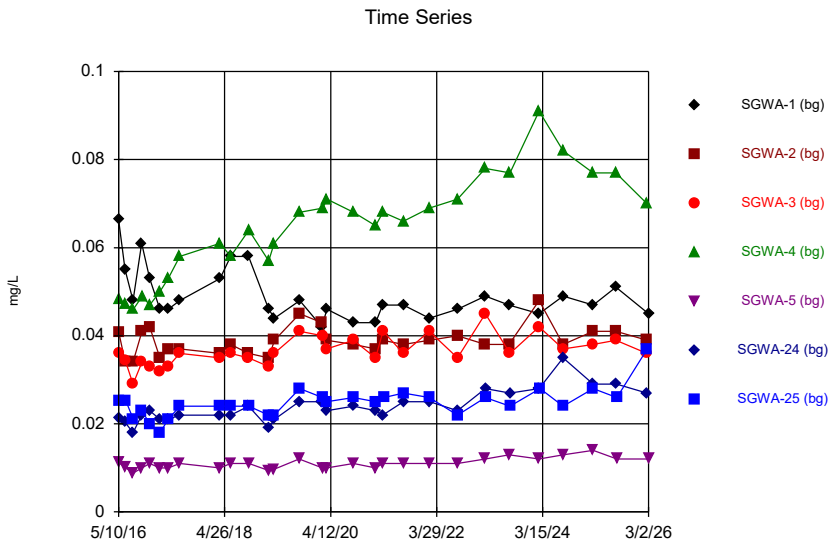

Constituent: Barium Analysis Run 4/14/2026 12:36 PM View: Upper Tolerance Limits
Plant Scherer Client: Southern Company Data: Scherer AP

Sanitas™ v.10.1.06 Software licensed to Groundwater Stats Consulting. UG
Hollow symbols indicate censored values.

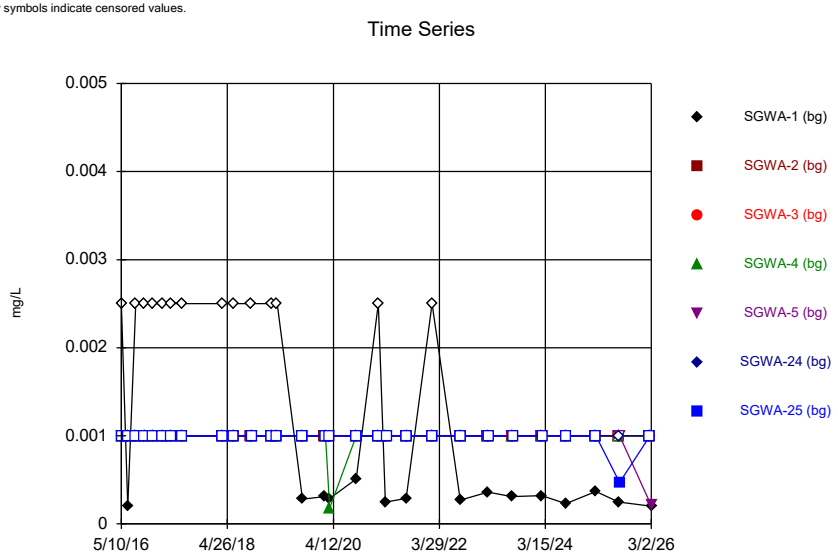

Constituent: Beryllium Analysis Run 4/14/2026 12:36 PM View: Upper Tolerance Limits
Plant Scherer Client: Southern Company Data: Scherer AP

Sanitas™ v.10.1.06 Software licensed to Groundwater Stats Consulting. UG
Hollow symbols indicate censored values.

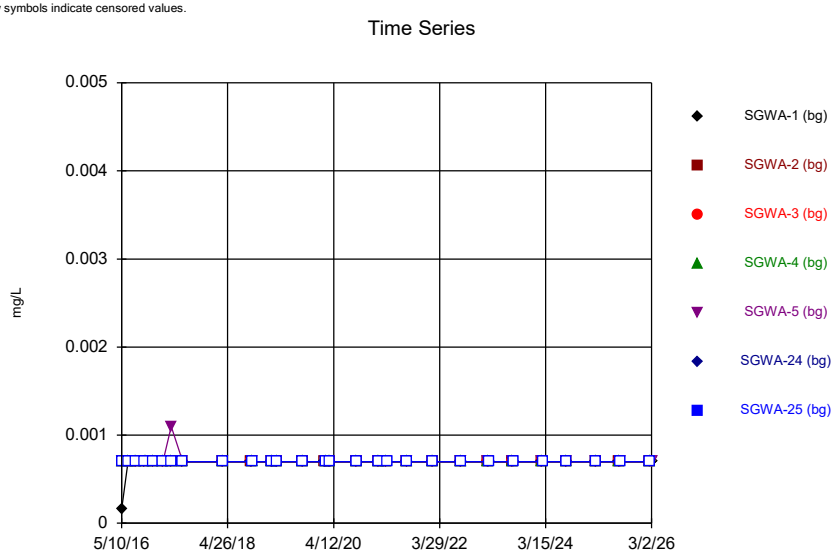

Constituent: Cadmium Analysis Run 4/14/2026 12:36 PM View: Upper Tolerance Limits
Plant Scherer Client: Southern Company Data: Scherer AP

Sanitas™ v.10.1.06 Software licensed to Groundwater Stats Consulting. UG
Hollow symbols indicate censored values.

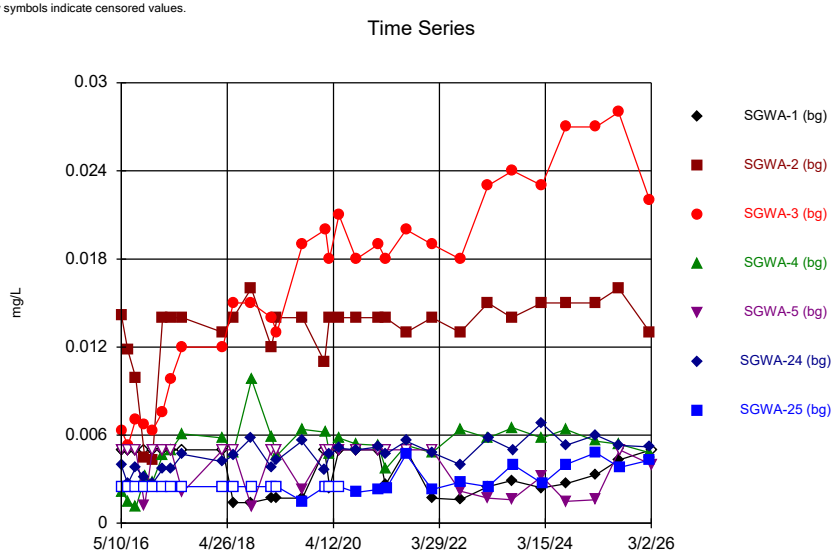

Constituent: Chromium Analysis Run 4/14/2026 12:36 PM View: Upper Tolerance Limits
Plant Scherer Client: Southern Company Data: Scherer AP

Sanitas™ v.10.1.06 Software licensed to Groundwater Stats Consulting. UG
Hollow symbols indicate censored values.

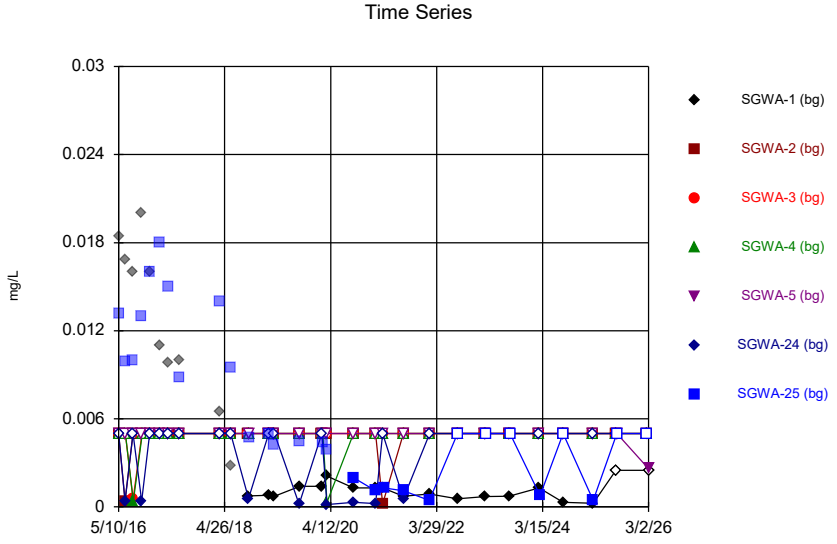

Constituent: Cobalt Analysis Run 4/14/2026 12:36 PM View: Upper Tolerance Limits
Plant Scherer Client: Southern Company Data: Scherer AP

Sanitas™ v.10.1.06 Software licensed to Groundwater Stats Consulting. UG

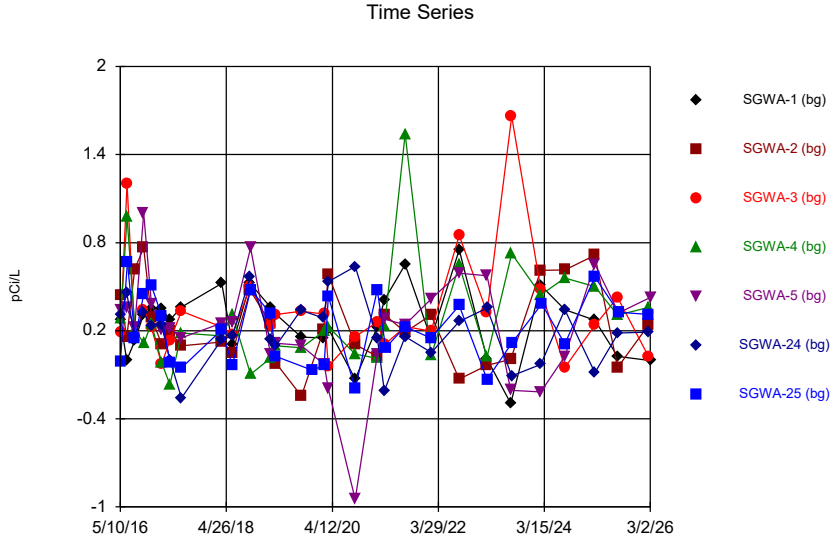

Constituent: Combined Radium 226 + 228 Analysis Run 4/14/2026 12:36 PM View: Upper Tolerance Limit
Plant Scherer Client: Southern Company Data: Scherer AP

Sanitas™ v.10.1.06 Software licensed to Groundwater Stats Consulting. UG
Hollow symbols indicate censored values.

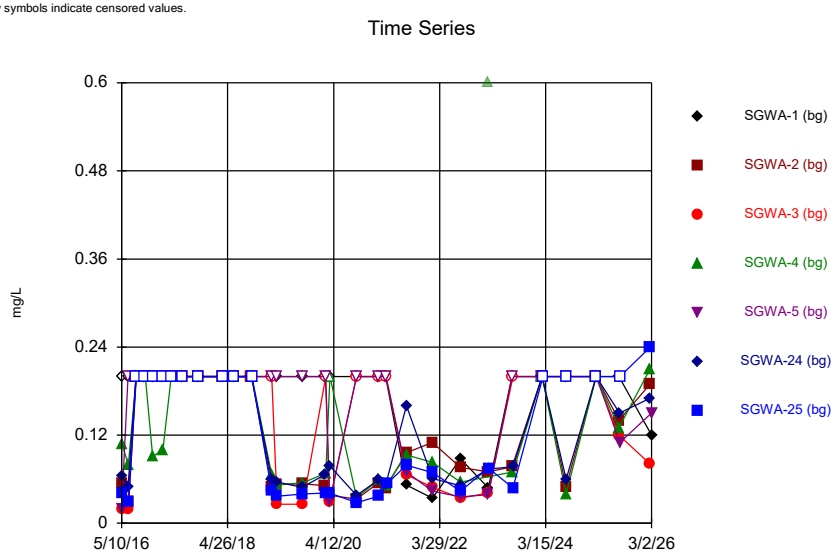

Constituent: Fluoride Analysis Run 4/14/2026 12:36 PM View: Upper Tolerance Limits
Plant Scherer Client: Southern Company Data: Scherer AP

Sanitas™ v.10.1.06 Software licensed to Groundwater Stats Consulting. UG
Hollow symbols indicate censored values.

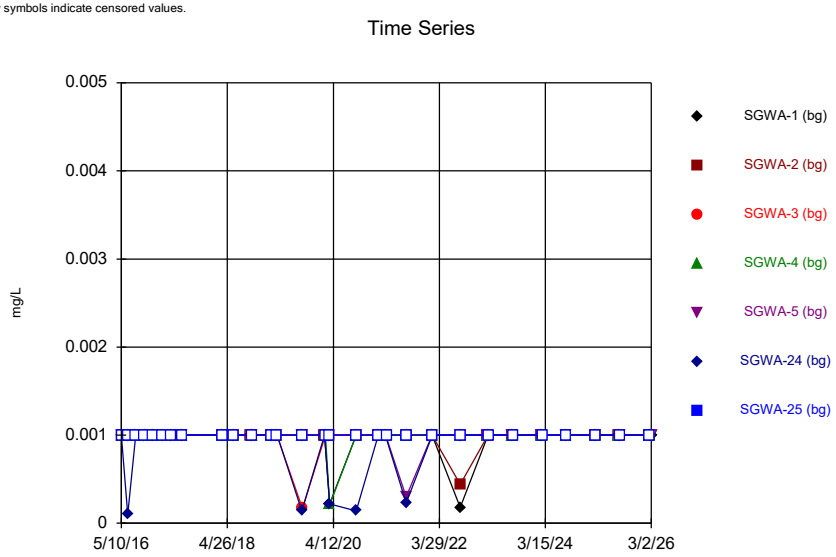

Constituent: Lead Analysis Run 4/14/2026 12:36 PM View: Upper Tolerance Limits
Plant Scherer Client: Southern Company Data: Scherer AP

Sanitas™ v.10.1.06 Software licensed to Groundwater Stats Consulting. UG
Hollow symbols indicate censored values.

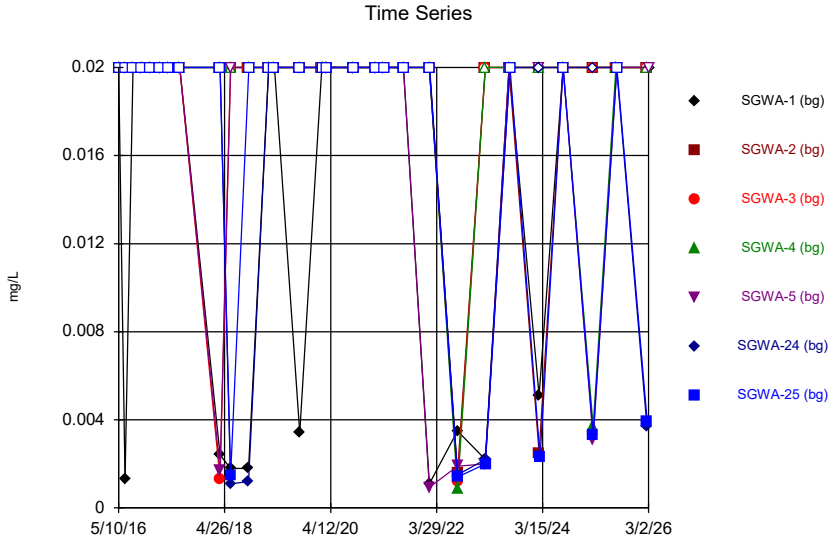

Constituent: Lithium Analysis Run 4/14/2026 12:36 PM View: Upper Tolerance Limits
Plant Scherer Client: Southern Company Data: Scherer AP

Sanitas™ v.10.1.06 Software licensed to Groundwater Stats Consulting. UG
Hollow symbols indicate censored values.

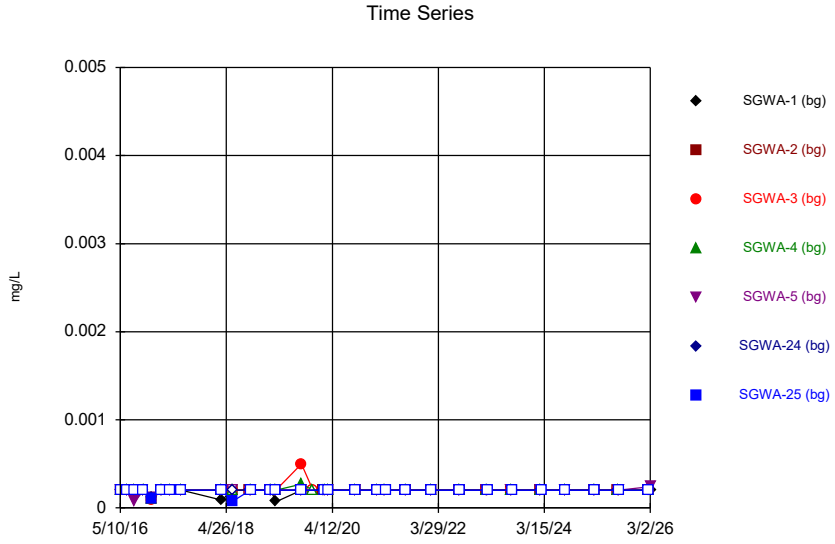

Constituent: Mercury Analysis Run 4/14/2026 12:36 PM View: Upper Tolerance Limits
Plant Scherer Client: Southern Company Data: Scherer AP

Sanitas™ v.10.1.06 Software licensed to Groundwater Stats Consulting. UG
Hollow symbols indicate censored values.

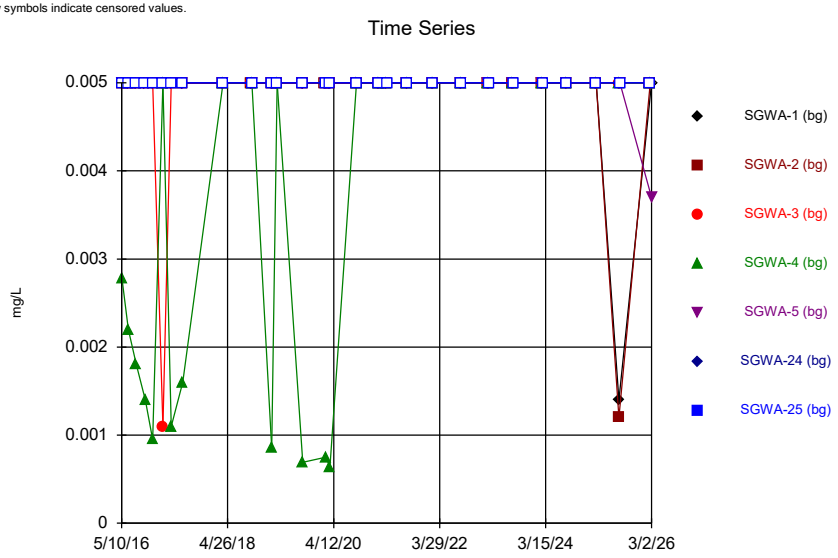

Constituent: Molybdenum Analysis Run 4/14/2026 12:36 PM View: Upper Tolerance Limits
Plant Scherer Client: Southern Company Data: Scherer AP

Sanitas™ v.10.1.06 Software licensed to Groundwater Stats Consulting. UG
Hollow symbols indicate censored values.

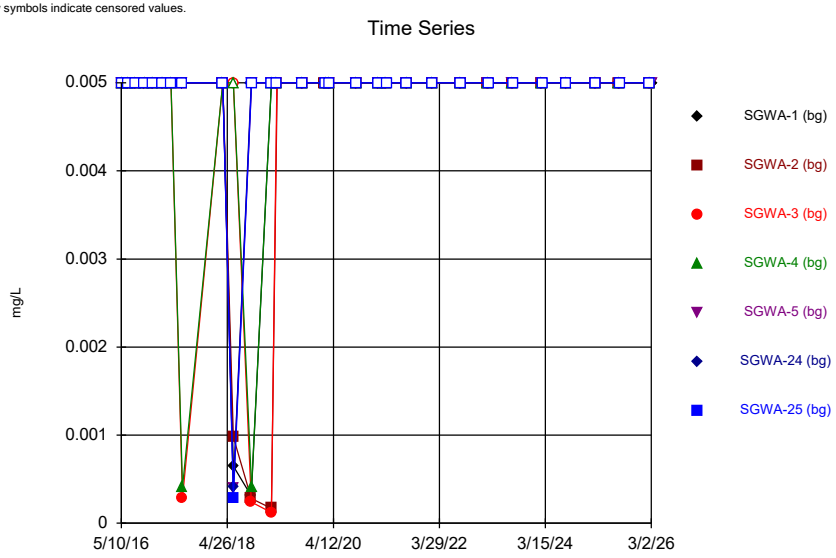

Constituent: Selenium Analysis Run 4/14/2026 12:36 PM View: Upper Tolerance Limits
Plant Scherer Client: Southern Company Data: Scherer AP

Sanitas™ v.10.1.06 Software licensed to Groundwater Stats Consulting. UG
Hollow symbols indicate censored values.

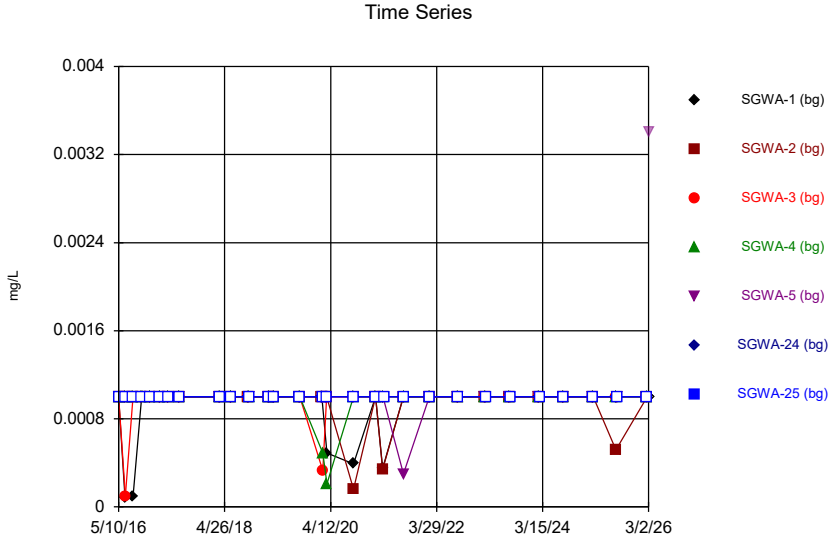

Constituent: Thallium Analysis Run 4/14/2026 12:36 PM View: Upper Tolerance Limits
Plant Scherer Client: Southern Company Data: Scherer AP

Sanitas™ v.10.1.06 Software licensed to Groundwater Stats Consulting. UG

Tolerance Limit

Interwell Non-parametric

Non-parametric test used in lieu of parametric tolerance limit because censored data exceeded 50%. Limit is highest of 168 background values. 95.24% NDs. 97.46% coverage at alpha=0.01; 98.24% coverage at alpha=0.05; 99.41% coverage at alpha=0.5. Report alpha = 0.000181.

Constituent: Antimony Analysis Run 4/14/2026 12:35 PM View: Upper Tolerance Limits
Plant Scherer Client: Southern Company Data: Scherer AP

Sanitas™ v.10.1.06 Software licensed to Groundwater Stats Consulting. UG

Tolerance Limit

Interwell Non-parametric

Non-parametric test used in lieu of parametric tolerance limit because censored data exceeded 50%. Limit is highest of 203 background values. 88.67% NDs. 99.8% coverage at alpha=0.01; 99.8% coverage at alpha=0.05; 99.8% coverage at alpha=0.5. Report alpha < 0.0001.

Constituent: Arsenic Analysis Run 4/14/2026 12:35 PM View: Upper Tolerance Limits
Plant Scherer Client: Southern Company Data: Scherer AP

Sanitas™ v.10.1.06 Software licensed to Groundwater Stats Consulting. UG

Tolerance Limit

Interwell Non-parametric



Non-parametric test used in lieu of parametric tolerance limit because the Chi Squared normality test showed the data to be non-normal at the 0.01 alpha level. Limit is highest of 203 background values. 99.8% coverage at alpha=0.01; 99.8% coverage at alpha=0.05; 99.8% coverage at alpha=0.5. Report alpha < 0.0001.

Constituent: Barium Analysis Run 4/14/2026 12:35 PM View: Upper Tolerance Limits
Plant Scherer Client: Southern Company Data: Scherer AP

Sanitas™ v.10.1.06 Software licensed to Groundwater Stats Consulting. UG

Tolerance Limit

Interwell Non-parametric



Non-parametric test used in lieu of parametric tolerance limit because censored data exceeded 50%. Limit is highest of 203 background values. 91.13% NDs. 99.8% coverage at alpha=0.01; 99.8% coverage at alpha=0.05; 99.8% coverage at alpha=0.5. Report alpha < 0.0001.

Constituent: Beryllium Analysis Run 4/14/2026 12:35 PM View: Upper Tolerance Limits
Plant Scherer Client: Southern Company Data: Scherer AP

Sanitas™ v.10.1.06 Software licensed to Groundwater Stats Consulting. UG

Tolerance Limit

Interwell Non-parametric



Non-parametric test used in lieu of parametric tolerance limit because censored data exceeded 50%. Limit is highest of 196 background values. 98.98% NDs. 99.8% coverage at alpha=0.01; 99.8% coverage at alpha=0.05; 99.8% coverage at alpha=0.5. Report alpha < 0.0001.

Constituent: Cadmium Analysis Run 4/14/2026 12:35 PM View: Upper Tolerance Limits

Plant Scherer Client: Southern Company Data: Scherer AP

Sanitas™ v.10.1.06 Software licensed to Groundwater Stats Consulting. UG

Tolerance Limit

Interwell Non-parametric



Non-parametric test used in lieu of parametric tolerance limit because the Chi Squared normality test showed the data to be non-normal at the 0.01 alpha level. Limit is highest of 210 background values. 23.81% NDs. 99.8% coverage at alpha=0.01; 99.8% coverage at alpha=0.05; 99.8% coverage at alpha=0.5. Report alpha < 0.0001.

Constituent: Chromium Analysis Run 4/14/2026 12:35 PM View: Upper Tolerance Limits

Plant Scherer Client: Southern Company Data: Scherer AP

Sanitas™ v.10.1.06 Software licensed to Groundwater Stats Consulting. UG

Tolerance Limit

Interwell Non-parametric

Non-parametric test used in lieu of parametric tolerance limit because censored data exceeded 50%. Limit is highest of 177 background values. 78.53% NDs. 99.8% coverage at alpha=0.01; 99.8% coverage at alpha=0.05; 99.8% coverage at alpha=0.5. Report alpha < 0.0001.

Constituent: Cobalt Analysis Run 4/14/2026 12:35 PM View: Upper Tolerance Limits

Plant Scherer Client: Southern Company Data: Scherer AP

Sanitas™ v.10.1.06 Software licensed to Groundwater Stats Consulting. UG

Tolerance Limit

Interwell Non-parametric



Non-parametric test used in lieu of parametric tolerance limit because the Chi Squared normality test showed the data to be non-normal at the 0.01 alpha level. Limit is highest of 203 background values. 99.8% coverage at alpha=0.01; 99.8% coverage at alpha=0.05; 99.8% coverage at alpha=0.5. Report alpha < 0.0001.

Constituent: Combined Radium 226 + 228 Analysis Run 4/14/2026 12:35 PM View: Upper Tolerance Limit

Plant Scherer Client: Southern Company Data: Scherer AP

Sanitas™ v.10.1.06 Software licensed to Groundwater Stats Consulting. UG

Tolerance Limit

Interwell Non-parametric

Non-parametric test used in lieu of parametric tolerance limit because censored data exceeded 50%. Limit is highest of 209 background values. 55.02% NDs. 99.8% coverage at alpha=0.01; 99.8% coverage at alpha=0.05; 99.8% coverage at alpha=0.5. Report alpha < 0.0001.

Constituent: Fluoride Analysis Run 4/14/2026 12:35 PM View: Upper Tolerance Limits

Plant Scherer Client: Southern Company Data: Scherer AP

Sanitas™ v.10.1.06 Software licensed to Groundwater Stats Consulting. UG

Tolerance Limit

Interwell Non-parametric



Non-parametric test used in lieu of parametric tolerance limit because censored data exceeded 50%. Limit is highest of 203 background values. 94.58% NDs. 99.8% coverage at alpha=0.01; 99.8% coverage at alpha=0.05; 99.8% coverage at alpha=0.5. Report alpha < 0.0001.

Constituent: Lead Analysis Run 4/14/2026 12:35 PM View: Upper Tolerance Limits

Plant Scherer Client: Southern Company Data: Scherer AP

Sanitas™ v.10.1.06 Software licensed to Groundwater Stats Consulting. UG

Tolerance Limit

Interwell Non-parametric

Non-parametric test used in lieu of parametric tolerance limit because censored data exceeded 50%. Limit is highest of 203 background values. 84.73% NDs. 99.8% coverage at alpha=0.01; 99.8% coverage at alpha=0.05; 99.8% coverage at alpha=0.5. Report alpha < 0.0001.

Constituent: Lithium Analysis Run 4/14/2026 12:35 PM View: Upper Tolerance Limits

Plant Scherer Client: Southern Company Data: Scherer AP

Sanitas™ v.10.1.06 Software licensed to Groundwater Stats Consulting. UG

Tolerance Limit

Interwell Non-parametric



Non-parametric test used in lieu of parametric tolerance limit because censored data exceeded 50%. Limit is highest of 205 background values. 93.17% NDs. 99.8% coverage at alpha=0.01; 99.8% coverage at alpha=0.05; 99.8% coverage at alpha=0.5. Report alpha < 0.0001.

Constituent: Mercury Analysis Run 4/14/2026 12:35 PM View: Upper Tolerance Limits

Plant Scherer Client: Southern Company Data: Scherer AP

Sanitas™ v.10.1.06 Software licensed to Groundwater Stats Consulting. UG



Non-parametric test used in lieu of parametric tolerance limit because censored data exceeded 50%. Limit is highest of 196 background values. 92.35% NDs. 99.8% coverage at alpha=0.01; 99.8% coverage at alpha=0.05; 99.8% coverage at alpha=0.5. Report alpha < 0.0001.

Constituent: Molybdenum Analysis Run 4/14/2026 12:35 PM View: Upper Tolerance Limits
Plant Scherer Client: Southern Company Data: Scherer AP

Sanitas™ v.10.1.06 Software licensed to Groundwater Stats Consulting. UG



Non-parametric test used in lieu of parametric tolerance limit because censored data exceeded 50%. Limit is highest of 203 background values. 93.6% NDs. 99.8% coverage at alpha=0.01; 99.8% coverage at alpha=0.05; 99.8% coverage at alpha=0.5. Report alpha < 0.0001.

Constituent: Selenium Analysis Run 4/14/2026 12:35 PM View: Upper Tolerance Limits
Plant Scherer Client: Southern Company Data: Scherer AP

Sanitas™ v.10.1.06 Software licensed to Groundwater Stats Consulting. UG



Non-parametric test used in lieu of parametric tolerance limit because censored data exceeded 50%. Limit is highest of 202 background values. 93.56% NDs. 99.8% coverage at alpha=0.01; 99.8% coverage at alpha=0.05; 99.8% coverage at alpha=0.5. Report alpha < 0.0001.

Constituent: Thallium Analysis Run 4/14/2026 12:35 PM View: Upper Tolerance Limits
Plant Scherer Client: Southern Company Data: Scherer AP

FIGURE H.

SCHERER ASH POND GWPS				
Constituent Name	**MCL**	**CCR-Rule Specified**	**Background Limit**	**GWPS**
Antimony, Total (mg/L)	0.006		0.005	0.006
Arsenic, Total (mg/L)	0.01		0.005	0.01
Barium, Total (mg/L)	2		0.091	2
Beryllium, Total (mg/L)	0.004		0.001	0.004
Cadmium, Total (mg/L)	0.005		0.0011	0.005
Chromium, Total (mg/L)	0.1		0.028	0.1
Cobalt, Total (mg/L)		0.006	0.005	0.006
Combined Radium, Total (pCi/L)	5		1.66	5
Fluoride, Total (mg/L)	4		0.2	4
Lead, Total (mg/L)		0.015	0.001	0.015
Lithium, Total (mg/L)		0.04	0.02	0.04
Mercury, Total (mg/L)	0.002		0.0005	0.002
Molybdenum, Total (mg/L)		0.1	0.005	0.1
Selenium, Total (mg/L)	0.05		0.005	0.05
Thallium, Total (mg/L)	0.002		0.001	0.002

**GWPS = Groundwater Protection Standard*

**MCL = Maximum Contaminant Level*

**CCR = Coal Combustion Residuals*

FIGURE I.

Appendix IV Confidence Intervals - Significant Results

Plant Scherer Client: Southern Company Data: Scherer AP Printed 4/14/2026, 12:42 PM

Constituent	Well	Upper Lim.	Lower Lim.	Compliance	Sig.	N	%NDs	Transform	Alpha	Method
Cobalt (mg/L)	**SGWC-10**	**0.02935**	**0.0221**	**0.006**	**Yes**	**28**	**0**	**No**	**0.01**	**Param.**
Cobalt (mg/L)	**SGWC-11**	**0.02608**	**0.02075**	**0.006**	**Yes**	**29**	**0**	**No**	**0.01**	**Param.**
Cobalt (mg/L)	**SGWC-14**	**0.01251**	**0.006822**	**0.006**	**Yes**	**29**	**0**	**ln(x)**	**0.01**	**Param.**
Cobalt (mg/L)	**SGWC-15**	**0.2716**	**0.2541**	**0.006**	**Yes**	**29**	**0**	**No**	**0.01**	**Param.**
Cobalt (mg/L)	**SGWC-18**	**0.1367**	**0.09913**	**0.006**	**Yes**	**29**	**0**	**No**	**0.01**	**Param.**
Cobalt (mg/L)	**SGWC-20**	**0.194**	**0.1442**	**0.006**	**Yes**	**29**	**0**	**No**	**0.01**	**Param.**

Appendix IV Confidence Intervals - All Results

Plant Scherer Client: Southern Company Data: Scherer AP Printed 4/14/2026, 12:42 PM

Constituent	Well	Upper Lim.	Lower Lim.	Compliance	Sig.	N	%NDs	Transform	Alpha	Method
Antimony (mg/L)	SGWC-7	0.005	0.0004	0.006	No	23	95.65	No	0.01	NP (NDs)
Antimony (mg/L)	SGWC-10	0.005	0.0014	0.006	No	22	95.45	No	0.01	NP (NDs)
Antimony (mg/L)	SGWC-13	0.005	0.0004	0.006	No	23	95.65	No	0.01	NP (NDs)
Antimony (mg/L)	SGWC-18	0.005	0.0012	0.006	No	21	95.24	No	0.01	NP (NDs)
Antimony (mg/L)	SGWC-19	0.005	0.0021	0.006	No	23	95.65	No	0.01	NP (NDs)
Antimony (mg/L)	SGWC-20	0.005	0.0019	0.006	No	22	95.45	No	0.01	NP (NDs)
Antimony (mg/L)	SGWC-21	0.005	0.0019	0.006	No	23	95.65	No	0.01	NP (NDs)
Antimony (mg/L)	SGWC-22	0.005	0.0022	0.006	No	23	95.65	No	0.01	NP (NDs)
Antimony (mg/L)	SGWC-23	0.005	0.00098	0.006	No	23	95.65	No	0.01	NP (NDs)
Antimony (mg/L)	PZ-13S	0.005	0.00046	0.006	No	9	88.89	No	0.002	NP (NDs)
Antimony (mg/L)	PZ-17I	0.005	0.00061	0.006	No	9	88.89	No	0.002	NP (NDs)
Antimony (mg/L)	PZ-40I	0.005	0.00089	0.006	No	9	88.89	No	0.002	NP (NDs)
Antimony (mg/L)	PZ-42I	0.005	0.0009	0.006	No	9	88.89	No	0.002	NP (NDs)
Arsenic (mg/L)	SGWC-6	0.005	0.0006	0.01	No	29	89.66	No	0.01	NP (NDs)
Arsenic (mg/L)	SGWC-7	0.005	0.0009	0.01	No	29	79.31	No	0.01	NP (NDs)
Arsenic (mg/L)	SGWC-8	0.005	0.001	0.01	No	29	79.31	No	0.01	NP (NDs)
Arsenic (mg/L)	SGWC-9	0.005	0.0009	0.01	No	29	68.97	No	0.01	NP (NDs)
Arsenic (mg/L)	SGWC-10	0.005	0.00074	0.01	No	28	89.29	No	0.01	NP (NDs)
Arsenic (mg/L)	SGWC-11	0.005	0.0011	0.01	No	29	68.97	No	0.01	NP (NDs)
Arsenic (mg/L)	SGWC-12	0.005	0.0011	0.01	No	29	68.97	No	0.01	NP (NDs)
Arsenic (mg/L)	SGWC-13	0.005	0.0014	0.01	No	29	86.21	No	0.01	NP (NDs)
Arsenic (mg/L)	SGWC-14	0.005	0.0014	0.01	No	29	82.76	No	0.01	NP (NDs)
Arsenic (mg/L)	SGWC-15	0.0032	0.0011	0.01	No	29	24.14	No	0.01	NP (normality)
Arsenic (mg/L)	SGWC-16	0.005	0.00055	0.01	No	29	89.66	No	0.01	NP (NDs)
Arsenic (mg/L)	SGWC-17	0.005	0.0011	0.01	No	29	79.31	No	0.01	NP (NDs)
Arsenic (mg/L)	SGWC-18	0.002845	0.001808	0.01	No	29	6.897	No	0.01	Param.
Arsenic (mg/L)	SGWC-19	0.005	0.00068	0.01	No	29	93.1	No	0.01	NP (NDs)
Arsenic (mg/L)	SGWC-20	0.005	0.00059	0.01	No	29	44.83	No	0.01	NP (normality)
Arsenic (mg/L)	SGWC-21	0.005	0.00076	0.01	No	29	96.55	No	0.01	NP (NDs)
Arsenic (mg/L)	SGWC-22	0.005	0.00089	0.01	No	29	79.31	No	0.01	NP (NDs)
Arsenic (mg/L)	SGWC-23	0.005	0.00079	0.01	No	29	93.1	No	0.01	NP (NDs)
Arsenic (mg/L)	PZ-39S	0.005	0.0019	0.01	No	10	80	No	0.011	NP (NDs)
Arsenic (mg/L)	PZ-42I	0.005	0.005	0.01	No	10	90	No	0.011	NP (NDs)
Arsenic (mg/L)	PZ-69I	0.005	0.00059	0.01	No	9	66.67	No	0.002	NP (NDs)
Barium (mg/L)	SGWC-6	0.1279	0.0865	2	No	29	0	No	0.01	Param.
Barium (mg/L)	SGWC-7	0.2811	0.2456	2	No	29	0	No	0.01	Param.
Barium (mg/L)	SGWC-8	0.1817	0.1566	2	No	29	0	No	0.01	Param.
Barium (mg/L)	SGWC-9	0.06216	0.05108	2	No	29	0	No	0.01	Param.
Barium (mg/L)	SGWC-10	0.0348	0.02899	2	No	28	0	x^(1/3)	0.01	Param.
Barium (mg/L)	SGWC-11	0.046	0.038	2	No	29	0	No	0.01	NP (normality)
Barium (mg/L)	SGWC-12	0.05879	0.04531	2	No	29	0	No	0.01	Param.
Barium (mg/L)	SGWC-13	0.03739	0.03058	2	No	29	0	No	0.01	Param.
Barium (mg/L)	SGWC-14	0.05481	0.04496	2	No	29	0	No	0.01	Param.
Barium (mg/L)	SGWC-15	0.03543	0.02971	2	No	29	0	No	0.01	Param.
Barium (mg/L)	SGWC-16	0.03525	0.02362	2	No	29	0	x^(1/3)	0.01	Param.
Barium (mg/L)	SGWC-17	0.02552	0.02102	2	No	29	0	No	0.01	Param.
Barium (mg/L)	SGWC-18	0.02072	0.014	2	No	29	0	sqrt(x)	0.01	Param.
Barium (mg/L)	SGWC-19	0.03684	0.02925	2	No	29	0	No	0.01	Param.
Barium (mg/L)	SGWC-20	0.02927	0.02309	2	No	29	0	ln(x)	0.01	Param.
Barium (mg/L)	SGWC-21	0.12	0.092	2	No	29	0	No	0.01	NP (normality)
Barium (mg/L)	SGWC-22	0.08648	0.07697	2	No	29	0	No	0.01	Param.
Barium (mg/L)	SGWC-23	0.07659	0.0641	2	No	29	0	x^(1/3)	0.01	Param.
Barium (mg/L)	PZ-13S	0.04842	0.04246	2	No	9	0	No	0.01	Param.
Barium (mg/L)	PZ-14S	0.03615	0.03222	2	No	11	0	No	0.01	Param.
Barium (mg/L)	PZ-17I	0.06308	0.05512	2	No	10	0	No	0.01	Param.
Barium (mg/L)	PZ-39S	0.04362	0.03609	2	No	10	0	x^4	0.01	Param.
Barium (mg/L)	PZ-40I	0.055	0.033	2	No	10	0	No	0.011	NP (normality)
Barium (mg/L)	PZ-41S	0.032	0.023	2	No	11	0	No	0.006	NP (normality)
Barium (mg/L)	PZ-42I	0.056	0.047	2	No	10	0	No	0.011	NP (normality)
Barium (mg/L)	PZ-43S	0.0908	0.06121	2	No	10	0	sqrt(x)	0.01	Param.
Barium (mg/L)	PZ-44I	0.01183	0.008125	2	No	10	0	No	0.01	Param.
Barium (mg/L)	PZ-69I	0.185	0.1439	2	No	9	0	No	0.01	Param.
Barium (mg/L)	PZ-29S	0.04848	0.01402	2	No	4	0	No	0.01	Param.
Barium (mg/L)	PZ-30I	0.08878	0.05072	2	No	4	0	No	0.01	Param.
Beryllium (mg/L)	SGWC-6	0.001	0.0002	0.004	No	29	96.55	No	0.01	NP (NDs)
Beryllium (mg/L)	SGWC-7	0.001	0.00033	0.004	No	29	93.1	No	0.01	NP (NDs)
Beryllium (mg/L)	SGWC-8	0.001	0.00057	0.004	No	29	89.66	No	0.01	NP (NDs)
Beryllium (mg/L)	SGWC-9	0.001	0.00032	0.004	No	29	96.55	No	0.01	NP (NDs)

Appendix IV Confidence Intervals - All Results

Plant Scherer Client: Southern Company Data: Scherer AP Printed 4/14/2026, 12:42 PM

Constituent	Well	Upper Lim.	Lower Lim.	Compliance	Sig.	N	%NDs	Transform	Alpha	Method
Beryllium (mg/L)	SGWC-10	0.0025	0.00048	0.004	No	28	92.86	No	0.01	NP (NDs)
Beryllium (mg/L)	SGWC-11	0.001	0.00032	0.004	No	29	96.55	No	0.01	NP (NDs)
Beryllium (mg/L)	SGWC-13	0.001	0.00039	0.004	No	29	96.55	No	0.01	NP (NDs)
Beryllium (mg/L)	SGWC-14	0.001	0.00053	0.004	No	29	89.66	No	0.01	NP (NDs)
Beryllium (mg/L)	SGWC-15	0.00052	0.00038	0.004	No	29	10.34	No	0.01	NP (normality)
Beryllium (mg/L)	SGWC-16	0.001	0.00044	0.004	No	29	96.55	No	0.01	NP (NDs)
Beryllium (mg/L)	SGWC-17	0.001	0.00028	0.004	No	29	96.55	No	0.01	NP (NDs)
Beryllium (mg/L)	SGWC-18	0.0025	0.00035	0.004	No	29	55.17	No	0.01	NP (NDs)
Beryllium (mg/L)	SGWC-19	0.001	0.00022	0.004	No	29	75.86	No	0.01	NP (NDs)
Beryllium (mg/L)	SGWC-20	0.0008231	0.0006681	0.004	No	29	0	No	0.01	Param.
Beryllium (mg/L)	SGWC-22	0.001	0.00033	0.004	No	29	96.55	No	0.01	NP (NDs)
Cadmium (mg/L)	SGWC-6	0.0007	0.00022	0.005	No	28	96.43	No	0.01	NP (NDs)
Cadmium (mg/L)	SGWC-8	0.0007	0.00031	0.005	No	28	96.43	No	0.01	NP (NDs)
Cadmium (mg/L)	SGWC-11	0.0007	0.00022	0.005	No	28	96.43	No	0.01	NP (NDs)
Cadmium (mg/L)	SGWC-14	0.0007	0.00057	0.005	No	28	82.14	No	0.01	NP (NDs)
Cadmium (mg/L)	SGWC-15	0.00064	0.00027	0.005	No	28	28.57	No	0.01	NP (normality)
Cadmium (mg/L)	SGWC-16	0.0007	0.00042	0.005	No	28	96.43	No	0.01	NP (NDs)
Cadmium (mg/L)	SGWC-18	0.0025	0.00032	0.005	No	27	62.96	No	0.01	NP (NDs)
Cadmium (mg/L)	SGWC-19	0.0007	0.00036	0.005	No	28	92.86	No	0.01	NP (NDs)
Cadmium (mg/L)	SGWC-20	0.0007	0.00015	0.005	No	28	82.14	No	0.01	NP (NDs)
Cadmium (mg/L)	SGWC-21	0.0007	0.00039	0.005	No	28	96.43	No	0.01	NP (NDs)
Chromium (mg/L)	SGWC-7	0.005	0.0026	0.1	No	29	89.66	No	0.01	NP (NDs)
Chromium (mg/L)	SGWC-8	0.005	0.0023	0.1	No	29	51.72	No	0.01	NP (NDs)
Chromium (mg/L)	SGWC-9	0.005	0.0039	0.1	No	29	93.1	No	0.01	NP (NDs)
Chromium (mg/L)	SGWC-10	0.005	0.0012	0.1	No	28	96.43	No	0.01	NP (NDs)
Chromium (mg/L)	SGWC-12	0.005	0.0023	0.1	No	29	96.55	No	0.01	NP (NDs)
Chromium (mg/L)	SGWC-13	0.005	0.0017	0.1	No	29	96.55	No	0.01	NP (NDs)
Chromium (mg/L)	SGWC-14	0.005	0.0019	0.1	No	29	65.52	No	0.01	NP (NDs)
Chromium (mg/L)	SGWC-15	0.03451	0.03241	0.1	No	29	0	No	0.01	Param.
Chromium (mg/L)	SGWC-16	0.0126	0.01063	0.1	No	29	0	No	0.01	Param.
Chromium (mg/L)	SGWC-17	0.00723	0.005011	0.1	No	29	0	No	0.01	Param.
Chromium (mg/L)	SGWC-18	0.01	0.008019	0.1	No	29	0	ln(x)	0.01	Param.
Chromium (mg/L)	SGWC-19	0.01573	0.0145	0.1	No	29	0	No	0.01	Param.
Chromium (mg/L)	SGWC-20	0.005	0.0024	0.1	No	29	79.31	No	0.01	NP (NDs)
Chromium (mg/L)	SGWC-21	0.005	0.0022	0.1	No	29	79.31	No	0.01	NP (NDs)
Chromium (mg/L)	SGWC-22	0.005	0.0022	0.1	No	29	62.07	No	0.01	NP (NDs)
Chromium (mg/L)	SGWC-23	0.005	0.0017	0.1	No	29	37.93	No	0.01	NP (normality)
Chromium (mg/L)	PZ-13S	0.003914	0.002552	0.1	No	9	22.22	No	0.01	Param.
Chromium (mg/L)	PZ-14S	0.00246	0.001652	0.1	No	11	18.18	ln(x)	0.01	Param.
Chromium (mg/L)	PZ-17I	0.004161	0.002964	0.1	No	10	20	No	0.01	Param.
Chromium (mg/L)	PZ-39S	0.02848	0.01724	0.1	No	10	0	x^2	0.01	Param.
Chromium (mg/L)	PZ-41S	0.0059	0.005	0.1	No	11	9.091	No	0.006	NP (normality)
Chromium (mg/L)	PZ-42I	0.005	0.003	0.1	No	10	80	No	0.011	NP (NDs)
Chromium (mg/L)	PZ-43S	0.0044	0.002	0.1	No	10	40	No	0.011	NP (normality)
Chromium (mg/L)	PZ-44I	0.005	0.0046	0.1	No	10	80	No	0.011	NP (NDs)
Chromium (mg/L)	PZ-30I	0.01258	0.005467	0.1	No	4	0	No	0.01	Param.
Cobalt (mg/L)	SGWC-6	0.005	0.0018	0.006	No	29	51.72	No	0.01	NP (NDs)
Cobalt (mg/L)	SGWC-7	0.007173	0.002901	0.006	No	29	6.897	sqrt(x)	0.01	Param.
Cobalt (mg/L)	SGWC-8	0.005	0.00265	0.006	No	29	72.41	No	0.01	NP (NDs)
Cobalt (mg/L)	SGWC-9	0.013	0.00084	0.006	No	29	6.897	No	0.01	NP (normality)
Cobalt (mg/L)	**SGWC-10**	**0.02935**	**0.0221**	**0.006**	**Yes**	**28**	**0**	**No**	**0.01**	**Param.**
Cobalt (mg/L)	**SGWC-11**	**0.02608**	**0.02075**	**0.006**	**Yes**	**29**	**0**	**No**	**0.01**	**Param.**
Cobalt (mg/L)	SGWC-12	0.00337	0.002152	0.006	No	29	0	No	0.01	Param.
Cobalt (mg/L)	SGWC-13	0.0068	0.0019	0.006	No	29	0	No	0.01	NP (normality)
Cobalt (mg/L)	**SGWC-14**	**0.01251**	**0.006822**	**0.006**	**Yes**	**29**	**0**	**ln(x)**	**0.01**	**Param.**
Cobalt (mg/L)	**SGWC-15**	**0.2716**	**0.2541**	**0.006**	**Yes**	**29**	**0**	**No**	**0.01**	**Param.**
Cobalt (mg/L)	SGWC-16	0.005648	0.003981	0.006	No	29	0	x^(1/3)	0.01	Param.
Cobalt (mg/L)	SGWC-17	0.00069	0.00043	0.006	No	29	13.79	No	0.01	NP (normality)
Cobalt (mg/L)	**SGWC-18**	**0.1367**	**0.09913**	**0.006**	**Yes**	**29**	**0**	**No**	**0.01**	**Param.**
Cobalt (mg/L)	SGWC-19	0.005	0.0006	0.006	No	29	62.07	No	0.01	NP (NDs)
Cobalt (mg/L)	**SGWC-20**	**0.194**	**0.1442**	**0.006**	**Yes**	**29**	**0**	**No**	**0.01**	**Param.**
Cobalt (mg/L)	SGWC-21	0.005	0.00022	0.006	No	29	72.41	No	0.01	NP (NDs)
Cobalt (mg/L)	SGWC-22	0.002583	0.001401	0.006	No	29	3.448	sqrt(x)	0.01	Param.
Cobalt (mg/L)	SGWC-23	0.005	0.00013	0.006	No	29	96.55	No	0.01	NP (NDs)
Cobalt (mg/L)	PZ-13S	0.006073	0.004227	0.006	No	12	0	No	0.01	Param.
Cobalt (mg/L)	PZ-14S	0.005	0.00019	0.006	No	13	23.08	No	0.01	NP (normality)
Cobalt (mg/L)	PZ-39S	0.005	0.00028	0.006	No	12	58.33	No	0.01	NP (NDs)
Cobalt (mg/L)	PZ-40I	0.0029	0.00094	0.006	No	10	0	No	0.011	NP (normality)

Appendix IV Confidence Intervals - All Results

Plant Scherer Client: Southern Company Data: Scherer AP Printed 4/14/2026, 12:42 PM

Constituent	Well	Upper Lim.	Lower Lim.	Compliance	Sig.	N	%NDs	Transform	Alpha	Method
Cobalt (mg/L)	PZ-41S	0.00201	0.0003561	0.006	No	13	23.08	x^(1/3)	0.01	Param.
Cobalt (mg/L)	PZ-42I	0.005	0.00032	0.006	No	10	30	No	0.011	NP (normality)
Cobalt (mg/L)	PZ-43S	0.0086	0.00097	0.006	No	12	75	No	0.01	NP (NDs)
Cobalt (mg/L)	PZ-44I	0.002302	0.001578	0.006	No	10	0	No	0.01	Param.
Cobalt (mg/L)	PZ-69I	0.002886	0.001447	0.006	No	9	0	No	0.01	Param.
Cobalt (mg/L)	PZ-30I	0.001951	0.00008869	0.006	No	4	25	No	0.01	Param.
Combined Radium 226 + 228 (pCi/L)	SGWC-6	0.3721	0.1692	5	No	29	0	No	0.01	Param.
Combined Radium 226 + 228 (pCi/L)	SGWC-7	0.556	0.2953	5	No	29	0	No	0.01	Param.
Combined Radium 226 + 228 (pCi/L)	SGWC-8	2.382	1.874	5	No	29	0	No	0.01	Param.
Combined Radium 226 + 228 (pCi/L)	SGWC-9	0.425	0.076	5	No	29	0	No	0.01	NP (normality)
Combined Radium 226 + 228 (pCi/L)	SGWC-10	0.47	0.123	5	No	28	0	No	0.01	NP (normality)
Combined Radium 226 + 228 (pCi/L)	SGWC-11	0.5027	0.2061	5	No	29	0	No	0.01	Param.
Combined Radium 226 + 228 (pCi/L)	SGWC-12	0.43	0.1861	5	No	29	0	No	0.01	Param.
Combined Radium 226 + 228 (pCi/L)	SGWC-13	0.4877	0.23	5	No	29	0	No	0.01	Param.
Combined Radium 226 + 228 (pCi/L)	SGWC-14	0.3415	0.1088	5	No	29	0	No	0.01	Param.
Combined Radium 226 + 228 (pCi/L)	SGWC-15	0.4912	0.3007	5	No	29	0	No	0.01	Param.
Combined Radium 226 + 228 (pCi/L)	SGWC-16	0.3237	0.1209	5	No	29	0	No	0.01	Param.
Combined Radium 226 + 228 (pCi/L)	SGWC-17	0.4795	0.173	5	No	29	0	No	0.01	NP (normality)
Combined Radium 226 + 228 (pCi/L)	SGWC-18	0.433	0.139	5	No	29	0	No	0.01	NP (normality)
Combined Radium 226 + 228 (pCi/L)	SGWC-19	0.396	0.11	5	No	29	0	No	0.01	NP (normality)
Combined Radium 226 + 228 (pCi/L)	SGWC-20	0.5029	0.2561	5	No	29	0	No	0.01	Param.
Combined Radium 226 + 228 (pCi/L)	SGWC-21	0.565	0.253	5	No	29	0	No	0.01	NP (normality)
Combined Radium 226 + 228 (pCi/L)	SGWC-22	0.4363	0.1765	5	No	29	0	sqrt(x)	0.01	Param.
Combined Radium 226 + 228 (pCi/L)	SGWC-23	0.5812	0.359	5	No	29	0	No	0.01	Param.
Combined Radium 226 + 228 (pCi/L)	PZ-13S	0.3159	-0.1637	5	No	9	0	No	0.01	Param.
Combined Radium 226 + 228 (pCi/L)	PZ-14S	0.376	0.12	5	No	11	0	No	0.01	Param.
Combined Radium 226 + 228 (pCi/L)	PZ-17I	1.154	-0.0003198	5	No	11	0	x^(1/3)	0.01	Param.
Combined Radium 226 + 228 (pCi/L)	PZ-39S	0.4745	-0.007214	5	No	10	0	No	0.01	Param.
Combined Radium 226 + 228 (pCi/L)	PZ-40I	1.302	0.2987	5	No	10	0	No	0.01	Param.
Combined Radium 226 + 228 (pCi/L)	PZ-41S	0.4491	0.004567	5	No	11	0	No	0.01	Param.
Combined Radium 226 + 228 (pCi/L)	PZ-42I	0.7449	0.1861	5	No	10	0	sqrt(x)	0.01	Param.
Combined Radium 226 + 228 (pCi/L)	PZ-43S	0.7428	0.1038	5	No	10	0	sqrt(x)	0.01	Param.
Combined Radium 226 + 228 (pCi/L)	PZ-44I	0.6398	-0.002912	5	No	10	0	x^(1/3)	0.01	Param.
Combined Radium 226 + 228 (pCi/L)	PZ-69I	0.7908	0.127	5	No	9	0	No	0.01	Param.
Combined Radium 226 + 228 (pCi/L)	PZ-29S	1.363	-0.00007107	5	No	4	0	sqrt(x)	0.01	Param.
Combined Radium 226 + 228 (pCi/L)	PZ-30I	1.023	-0.253	5	No	4	0	No	0.01	Param.
Fluoride (mg/L)	SGWC-6	0.1245	0.09524	4	No	30	16.67	ln(x)	0.01	Param.
Fluoride (mg/L)	SGWC-7	0.2296	0.1827	4	No	30	3.333	No	0.01	Param.
Fluoride (mg/L)	SGWC-8	0.5321	0.3829	4	No	30	0	sqrt(x)	0.01	Param.
Fluoride (mg/L)	SGWC-9	0.09407	0.06071	4	No	30	40	ln(x)	0.01	Param.
Fluoride (mg/L)	SGWC-10	0.2	0.15	4	No	29	79.31	No	0.01	NP (NDs)
Fluoride (mg/L)	SGWC-11	0.2	0.12	4	No	30	76.67	No	0.01	NP (NDs)
Fluoride (mg/L)	SGWC-12	0.18	0.074	4	No	30	23.33	No	0.01	NP (normality)
Fluoride (mg/L)	SGWC-13	0.2	0.083	4	No	30	63.33	No	0.01	NP (NDs)
Fluoride (mg/L)	SGWC-14	0.2	0.13	4	No	30	66.67	No	0.01	NP (NDs)
Fluoride (mg/L)	SGWC-15	0.14	0.11	4	No	30	10	No	0.01	NP (normality)
Fluoride (mg/L)	SGWC-16	0.2	0.17	4	No	30	70	No	0.01	NP (NDs)
Fluoride (mg/L)	SGWC-17	0.2	0.058	4	No	30	40	No	0.01	NP (normality)
Fluoride (mg/L)	SGWC-18	0.2	0.099	4	No	30	60	No	0.01	NP (NDs)
Fluoride (mg/L)	SGWC-19	0.2	0.18	4	No	30	76.67	No	0.01	NP (NDs)
Fluoride (mg/L)	SGWC-20	0.2407	0.1684	4	No	30	10	sqrt(x)	0.01	Param.
Fluoride (mg/L)	SGWC-21	0.1032	0.07305	4	No	30	33.33	x^(1/3)	0.01	Param.
Fluoride (mg/L)	SGWC-22	0.2	0.1	4	No	30	66.67	No	0.01	NP (NDs)
Fluoride (mg/L)	SGWC-23	0.2	0.055	4	No	30	36.67	No	0.01	NP (normality)
Fluoride (mg/L)	PZ-13S	0.2	0.042	4	No	9	55.56	No	0.002	NP (NDs)
Fluoride (mg/L)	PZ-14S	0.2	0.043	4	No	11	63.64	No	0.006	NP (NDs)
Fluoride (mg/L)	PZ-17I	0.2	0.046	4	No	10	40	No	0.011	NP (normality)
Fluoride (mg/L)	PZ-39S	0.2	0.043	4	No	10	50	No	0.011	NP (normality)
Fluoride (mg/L)	PZ-40I	0.2	0.047	4	No	10	60	No	0.011	NP (NDs)
Fluoride (mg/L)	PZ-41S	0.2	0.06	4	No	11	72.73	No	0.006	NP (NDs)
Fluoride (mg/L)	PZ-42I	0.1245	0.04149	4	No	10	30	No	0.01	Param.
Fluoride (mg/L)	PZ-43S	0.2	0.037	4	No	10	50	No	0.011	NP (normality)
Fluoride (mg/L)	PZ-44I	0.2	0.034	4	No	10	60	No	0.011	NP (NDs)
Fluoride (mg/L)	PZ-69I	0.21	0.083	4	No	9	33.33	No	0.002	NP (normality)
Fluoride (mg/L)	PZ-29S	0.275	0	4	No	4	25	No	0.01	Param.
Fluoride (mg/L)	PZ-30I	0.1812	0	4	No	4	25	No	0.01	Param.
Lead (mg/L)	SGWC-6	0.001	0.00054	0.015	No	29	89.66	No	0.01	NP (NDs)
Lead (mg/L)	SGWC-7	0.001	0.00085	0.015	No	29	89.66	No	0.01	NP (NDs)

Appendix IV Confidence Intervals - All Results

Plant Scherer Client: Southern Company Data: Scherer AP Printed 4/14/2026, 12:42 PM

Constituent	Well	Upper Lim.	Lower Lim.	Compliance	Sig.	N	%NDs	Transform	Alpha	Method
Lead (mg/L)	SGWC-8	0.001	0.00062	0.015	No	29	93.1	No	0.01	NP (NDs)
Lead (mg/L)	SGWC-10	0.001	0.00014	0.015	No	28	89.29	No	0.01	NP (NDs)
Lead (mg/L)	SGWC-12	0.001	0.0002	0.015	No	29	96.55	No	0.01	NP (NDs)
Lead (mg/L)	SGWC-13	0.001	0.00039	0.015	No	29	93.1	No	0.01	NP (NDs)
Lead (mg/L)	SGWC-14	0.001	0.00066	0.015	No	29	89.66	No	0.01	NP (NDs)
Lead (mg/L)	SGWC-15	0.001	0.00023	0.015	No	29	96.55	No	0.01	NP (NDs)
Lead (mg/L)	SGWC-16	0.001	0.001	0.015	No	29	93.1	No	0.01	NP (NDs)
Lead (mg/L)	SGWC-17	0.001	0.001	0.015	No	29	93.1	No	0.01	NP (NDs)
Lead (mg/L)	SGWC-18	0.001	0.00071	0.015	No	29	93.1	No	0.01	NP (NDs)
Lead (mg/L)	SGWC-19	0.001	0.00033	0.015	No	29	96.55	No	0.01	NP (NDs)
Lead (mg/L)	SGWC-20	0.001	0.00028	0.015	No	29	55.17	No	0.01	NP (NDs)
Lead (mg/L)	SGWC-21	0.001	0.00041	0.015	No	29	75.86	No	0.01	NP (NDs)
Lead (mg/L)	SGWC-22	0.001	0.00019	0.015	No	29	82.76	No	0.01	NP (NDs)
Lead (mg/L)	SGWC-23	0.001	0.00009	0.015	No	29	96.55	No	0.01	NP (NDs)
Lead (mg/L)	PZ-13S	0.001	0.00069	0.015	No	9	88.89	No	0.002	NP (NDs)
Lead (mg/L)	PZ-42I	0.001	0.001	0.015	No	10	80	No	0.011	NP (NDs)
Lithium (mg/L)	SGWC-6	0.02	0.0051	0.04	No	29	82.76	No	0.01	NP (NDs)
Lithium (mg/L)	SGWC-7	0.005813	0.004339	0.04	No	29	3.448	No	0.01	Param.
Lithium (mg/L)	SGWC-8	0.02	0.0025	0.04	No	29	68.97	No	0.01	NP (NDs)
Lithium (mg/L)	SGWC-9	0.02	0.0014	0.04	No	29	96.55	No	0.01	NP (NDs)
Lithium (mg/L)	SGWC-10	0.02	0.0011	0.04	No	28	96.43	No	0.01	NP (NDs)
Lithium (mg/L)	SGWC-11	0.02	0.0031	0.04	No	29	62.07	No	0.01	NP (NDs)
Lithium (mg/L)	SGWC-12	0.02	0.0012	0.04	No	29	93.1	No	0.01	NP (NDs)
Lithium (mg/L)	SGWC-13	0.02	0.0026	0.04	No	29	86.21	No	0.01	NP (NDs)
Lithium (mg/L)	SGWC-14	0.02	0.0044	0.04	No	29	82.76	No	0.01	NP (NDs)
Lithium (mg/L)	SGWC-15	0.02	0.0037	0.04	No	29	44.83	No	0.01	NP (normality)
Lithium (mg/L)	SGWC-16	0.02	0.0038	0.04	No	29	89.66	No	0.01	NP (NDs)
Lithium (mg/L)	SGWC-17	0.02	0.0014	0.04	No	29	96.55	No	0.01	NP (NDs)
Lithium (mg/L)	SGWC-18	0.0069	0.0042	0.04	No	29	24.14	No	0.01	NP (normality)
Lithium (mg/L)	SGWC-19	0.02	0.016	0.04	No	29	68.97	No	0.01	NP (NDs)
Lithium (mg/L)	SGWC-20	0.0053	0.0038	0.04	No	29	17.24	No	0.01	NP (normality)
Lithium (mg/L)	SGWC-21	0.02	0.0038	0.04	No	29	79.31	No	0.01	NP (NDs)
Lithium (mg/L)	SGWC-22	0.02	0.0033	0.04	No	29	82.76	No	0.01	NP (NDs)
Lithium (mg/L)	SGWC-23	0.02	0.0034	0.04	No	29	41.38	No	0.01	NP (normality)
Lithium (mg/L)	PZ-13S	0.02	0.0023	0.04	No	9	66.67	No	0.002	NP (NDs)
Lithium (mg/L)	PZ-14S	0.02	0.0015	0.04	No	13	61.54	No	0.01	NP (NDs)
Lithium (mg/L)	PZ-17I	0.02	0.0017	0.04	No	10	80	No	0.011	NP (NDs)
Lithium (mg/L)	PZ-39S	0.0134	0.003105	0.04	No	10	10	No	0.01	Param.
Lithium (mg/L)	PZ-40I	0.01439	0.008694	0.04	No	10	0	No	0.01	Param.
Lithium (mg/L)	PZ-41S	0.02	0.0029	0.04	No	11	72.73	No	0.006	NP (NDs)
Lithium (mg/L)	PZ-42I	0.01381	0.00346	0.04	No	10	10	ln(x)	0.01	Param.
Lithium (mg/L)	PZ-43S	0.005663	0.002615	0.04	No	10	20	x^(1/3)	0.01	Param.
Lithium (mg/L)	PZ-44I	0.037	0.01	0.04	No	14	7.143	No	0.01	NP (normality)
Lithium (mg/L)	PZ-69I	0.02	0.0025	0.04	No	9	55.56	No	0.002	NP (NDs)
Mercury (mg/L)	SGWC-6	0.0002	0.00011	0.002	No	29	96.55	No	0.01	NP (NDs)
Mercury (mg/L)	SGWC-7	0.0002	0.00011	0.002	No	29	96.55	No	0.01	NP (NDs)
Mercury (mg/L)	SGWC-8	0.0002	0.00017	0.002	No	29	93.1	No	0.01	NP (NDs)
Mercury (mg/L)	SGWC-9	0.0002	0.0002	0.002	No	29	93.1	No	0.01	NP (NDs)
Mercury (mg/L)	SGWC-10	0.0002	0.00013	0.002	No	28	96.43	No	0.01	NP (NDs)
Mercury (mg/L)	SGWC-11	0.0002	0.0002	0.002	No	29	93.1	No	0.01	NP (NDs)
Mercury (mg/L)	SGWC-12	0.0002	0.000093	0.002	No	29	96.55	No	0.01	NP (NDs)
Mercury (mg/L)	SGWC-13	0.0002	0.00011	0.002	No	29	96.55	No	0.01	NP (NDs)
Mercury (mg/L)	SGWC-14	0.0002	0.00012	0.002	No	29	82.76	No	0.01	NP (NDs)
Mercury (mg/L)	SGWC-15	0.0002	0.00012	0.002	No	29	44.83	No	0.01	NP (normality)
Mercury (mg/L)	SGWC-16	0.0002	0.000076	0.002	No	29	96.55	No	0.01	NP (NDs)
Mercury (mg/L)	SGWC-17	0.0002	0.00017	0.002	No	29	79.31	No	0.01	NP (NDs)
Mercury (mg/L)	SGWC-18	0.0002	0.00018	0.002	No	29	41.38	No	0.01	NP (normality)
Mercury (mg/L)	SGWC-20	0.0002	0.00017	0.002	No	29	86.21	No	0.01	NP (NDs)
Mercury (mg/L)	SGWC-21	0.0002	0.0001	0.002	No	29	96.55	No	0.01	NP (NDs)
Mercury (mg/L)	SGWC-22	0.0002	0.000099	0.002	No	29	96.55	No	0.01	NP (NDs)
Mercury (mg/L)	SGWC-23	0.0002	0.00011	0.002	No	29	86.21	No	0.01	NP (NDs)
Mercury (mg/L)	PZ-13S	0.0005191	0.0001225	0.002	No	9	0	ln(x)	0.01	Param.
Mercury (mg/L)	PZ-44I	0.0002	0.0002	0.002	No	10	90	No	0.011	NP (NDs)
Molybdenum (mg/L)	SGWC-6	0.005	0.00099	0.1	No	28	92.86	No	0.01	NP (NDs)
Molybdenum (mg/L)	SGWC-7	0.0033	0.0012	0.1	No	28	17.86	No	0.01	NP (normality)
Molybdenum (mg/L)	SGWC-8	0.005	0.0008	0.1	No	28	92.86	No	0.01	NP (NDs)
Molybdenum (mg/L)	SGWC-9	0.005	0.0014	0.1	No	28	67.86	No	0.01	NP (NDs)
Molybdenum (mg/L)	SGWC-12	0.005	0.0012	0.1	No	28	92.86	No	0.01	NP (NDs)

Appendix IV Confidence Intervals - All Results

Plant Scherer Client: Southern Company Data: Scherer AP Printed 4/14/2026, 12:42 PM

Constituent	Well	Upper Lim.	Lower Lim.	Compliance	Sig.	N	%NDs	Transform	Alpha	Method
Molybdenum (mg/L)	SGWC-14	0.005	0.003	0.1	No	28	92.86	No	0.01	NP (NDs)
Molybdenum (mg/L)	SGWC-16	0.005	0.0011	0.1	No	28	96.43	No	0.01	NP (NDs)
Molybdenum (mg/L)	SGWC-23	0.005	0.00062	0.1	No	28	96.43	No	0.01	NP (NDs)
Molybdenum (mg/L)	PZ-39S	0.0075	0.00087	0.1	No	9	11.11	No	0.002	NP (normality)
Molybdenum (mg/L)	PZ-40I	0.005	0.00069	0.1	No	9	77.78	No	0.002	NP (NDs)
Molybdenum (mg/L)	PZ-42I	0.008523	0.005988	0.1	No	9	0	No	0.01	Param.
Molybdenum (mg/L)	PZ-43S	0.015	0.00089	0.1	No	9	77.78	No	0.002	NP (NDs)
Molybdenum (mg/L)	PZ-69I	0.015	0.00069	0.1	No	9	33.33	No	0.002	NP (normality)
Selenium (mg/L)	SGWC-6	0.005	0.00057	0.05	No	29	89.66	No	0.01	NP (NDs)
Selenium (mg/L)	SGWC-7	0.005	0.00034	0.05	No	29	96.55	No	0.01	NP (NDs)
Selenium (mg/L)	SGWC-11	0.005	0.00046	0.05	No	29	96.55	No	0.01	NP (NDs)
Selenium (mg/L)	SGWC-12	0.005	0.00031	0.05	No	29	96.55	No	0.01	NP (NDs)
Selenium (mg/L)	SGWC-13	0.005	0.00064	0.05	No	29	93.1	No	0.01	NP (NDs)
Selenium (mg/L)	SGWC-14	0.005	0.00084	0.05	No	29	93.1	No	0.01	NP (NDs)
Selenium (mg/L)	SGWC-15	0.005	0.0034	0.05	No	29	51.72	No	0.01	NP (NDs)
Selenium (mg/L)	SGWC-16	0.005	0.0014	0.05	No	29	68.97	No	0.01	NP (NDs)
Selenium (mg/L)	SGWC-17	0.005	0.00064	0.05	No	29	89.66	No	0.01	NP (NDs)
Selenium (mg/L)	SGWC-18	0.007117	0.003232	0.05	No	29	10.34	ln(x)	0.01	Param.
Selenium (mg/L)	SGWC-19	0.005	0.00099	0.05	No	29	86.21	No	0.01	NP (NDs)
Selenium (mg/L)	SGWC-20	0.005	0.00396	0.05	No	29	65.52	No	0.01	NP (NDs)
Selenium (mg/L)	SGWC-23	0.005	0.00075	0.05	No	29	86.21	No	0.01	NP (NDs)
Selenium (mg/L)	PZ-17I	0.005	0.005	0.05	No	10	90	No	0.011	NP (NDs)
Selenium (mg/L)	PZ-39S	0.005	0.0014	0.05	No	10	40	No	0.011	NP (normality)
Selenium (mg/L)	PZ-40I	0.005	0.005	0.05	No	10	90	No	0.011	NP (NDs)
Selenium (mg/L)	PZ-41S	0.006724	0.005076	0.05	No	11	0	No	0.01	Param.
Selenium (mg/L)	PZ-42I	0.005	0.005	0.05	No	10	90	No	0.011	NP (NDs)
Selenium (mg/L)	PZ-44I	0.005	0.005	0.05	No	10	90	No	0.011	NP (NDs)
Thallium (mg/L)	SGWC-6	0.001	0.00049	0.002	No	29	86.21	No	0.01	NP (NDs)
Thallium (mg/L)	SGWC-7	0.001	0.00042	0.002	No	29	93.1	No	0.01	NP (NDs)
Thallium (mg/L)	SGWC-8	0.001	0.00079	0.002	No	29	86.21	No	0.01	NP (NDs)
Thallium (mg/L)	SGWC-9	0.001	0.0004	0.002	No	29	93.1	No	0.01	NP (NDs)
Thallium (mg/L)	SGWC-10	0.001	0.00075	0.002	No	28	89.29	No	0.01	NP (NDs)
Thallium (mg/L)	SGWC-11	0.001	0.00016	0.002	No	29	93.1	No	0.01	NP (NDs)
Thallium (mg/L)	SGWC-12	0.001	0.00034	0.002	No	29	93.1	No	0.01	NP (NDs)
Thallium (mg/L)	SGWC-13	0.001	0.0003	0.002	No	29	93.1	No	0.01	NP (NDs)
Thallium (mg/L)	SGWC-14	0.001	0.00035	0.002	No	29	86.21	No	0.01	NP (NDs)
Thallium (mg/L)	SGWC-15	0.001	0.00016	0.002	No	29	62.07	No	0.01	NP (NDs)
Thallium (mg/L)	SGWC-16	0.001	0.00064	0.002	No	29	96.55	No	0.01	NP (NDs)
Thallium (mg/L)	SGWC-17	0.001	0.00024	0.002	No	29	96.55	No	0.01	NP (NDs)
Thallium (mg/L)	SGWC-18	0.001	0.00016	0.002	No	29	34.48	No	0.01	NP (normality)
Thallium (mg/L)	SGWC-20	0.001	0.00017	0.002	No	29	34.48	No	0.01	NP (normality)
Thallium (mg/L)	SGWC-22	0.001	0.00038	0.002	No	29	96.55	No	0.01	NP (NDs)
Thallium (mg/L)	SGWC-23	0.001	0.00016	0.002	No	29	96.55	No	0.01	NP (NDs)
Thallium (mg/L)	PZ-41S	0.001	0.001	0.002	No	11	90.91	No	0.006	NP (NDs)

Sanitas™ v.10.1.06 Software licensed to Groundwater Stats Consulting. UG

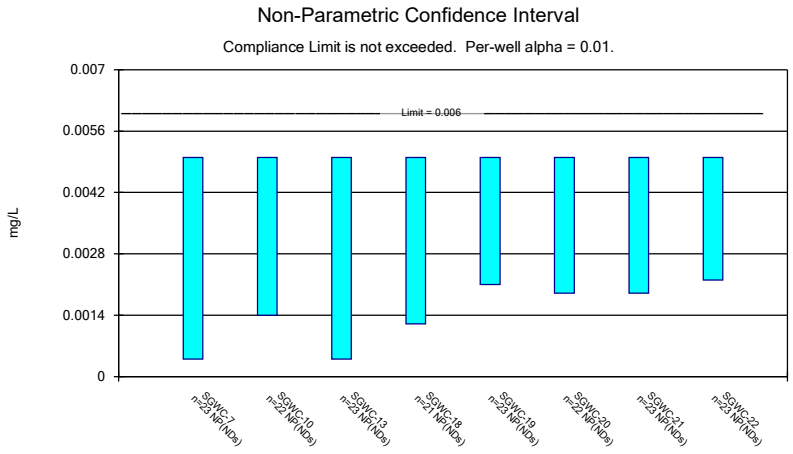

Constituent: Antimony Analysis Run 4/14/2026 12:40 PM View: Confidence Intervals
Plant Scherer Client: Southern Company Data: Scherer AP

Sanitas™ v.10.1.06 Software licensed to Groundwater Stats Consulting. UG

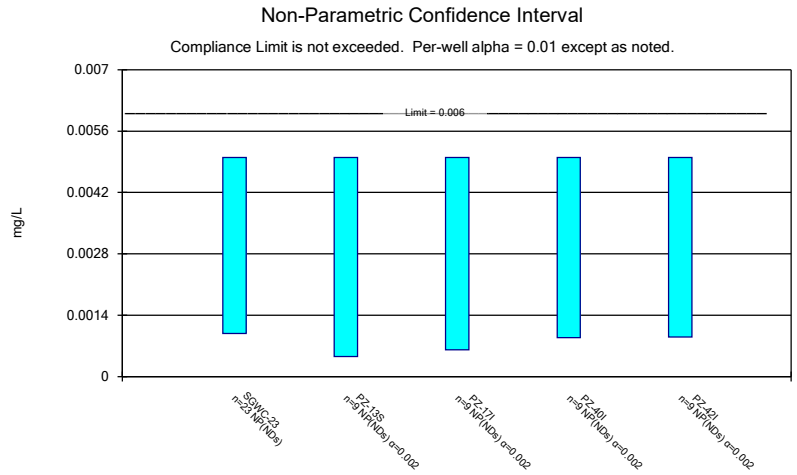

Constituent: Antimony Analysis Run 4/14/2026 12:40 PM View: Confidence Intervals
Plant Scherer Client: Southern Company Data: Scherer AP

Sanitas™ v.10.1.06 Software licensed to Groundwater Stats Consulting. UG

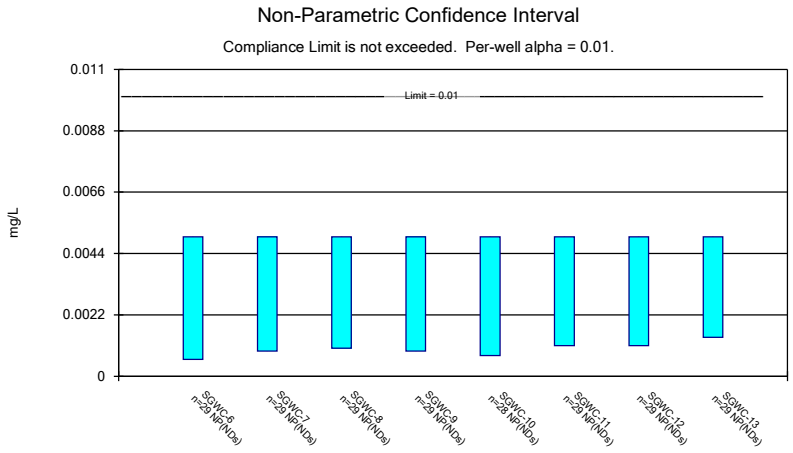

Constituent: Arsenic Analysis Run 4/14/2026 12:40 PM View: Confidence Intervals
Plant Scherer Client: Southern Company Data: Scherer AP

Sanitas™ v.10.1.06 Software licensed to Groundwater Stats Consulting. UG

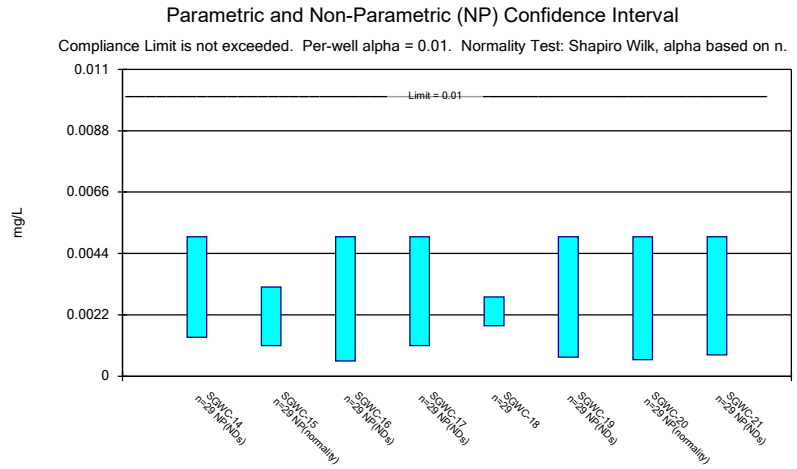

Constituent: Arsenic Analysis Run 4/14/2026 12:40 PM View: Confidence Intervals
Plant Scherer Client: Southern Company Data: Scherer AP

Sanitas™ v.10.1.06 Software licensed to Groundwater Stats Consulting. UG

Non-Parametric Confidence Interval

Compliance Limit is not exceeded. Per-well alpha = 0.01 except as noted.

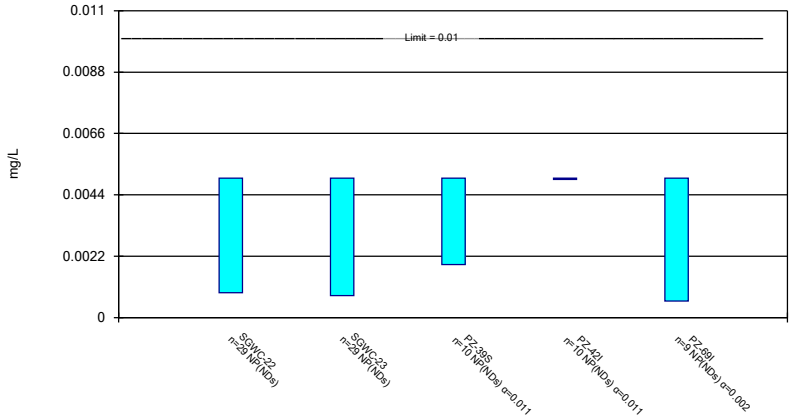

Constituent: Arsenic Analysis Run 4/14/2026 12:40 PM View: Confidence Intervals

Plant Scherer Client: Southern Company Data: Scherer AP

Sanitas™ v.10.1.06 Software licensed to Groundwater Stats Consulting. UG

Parametric and Non-Parametric (NP) Confidence Interval

Compliance Limit is not exceeded. Per-well alpha = 0.01. Normality Test: Shapiro Wilk, alpha based on n.

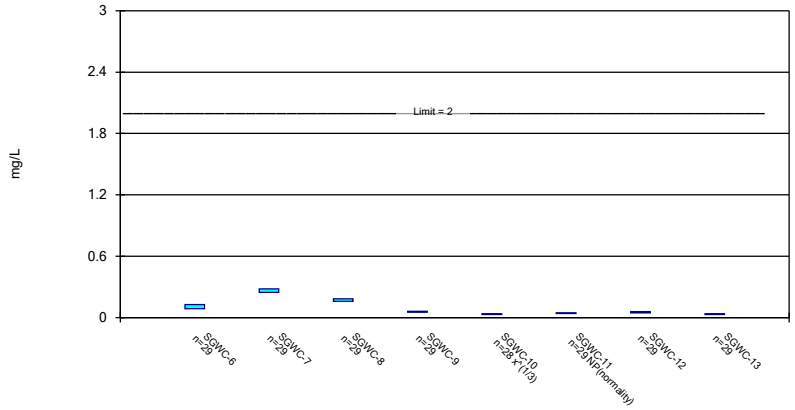

Constituent: Barium Analysis Run 4/14/2026 12:40 PM View: Confidence Intervals

Plant Scherer Client: Southern Company Data: Scherer AP

Sanitas™ v.10.1.06 Software licensed to Groundwater Stats Consulting. UG

Parametric and Non-Parametric (NP) Confidence Interval

Compliance Limit is not exceeded. Per-well alpha = 0.01. Normality Test: Shapiro Wilk, alpha based on n.

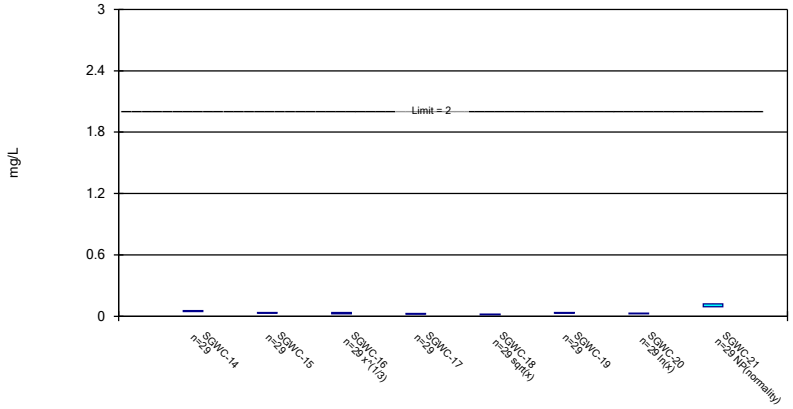

Constituent: Barium Analysis Run 4/14/2026 12:40 PM View: Confidence Intervals

Plant Scherer Client: Southern Company Data: Scherer AP

Sanitas™ v.10.1.06 Software licensed to Groundwater Stats Consulting. UG

Parametric and Non-Parametric (NP) Confidence Interval

Compliance Limit is not exceeded. Per-well alpha = 0.01 except as noted. Normality Test: Shapiro Wilk, alpha based on n.

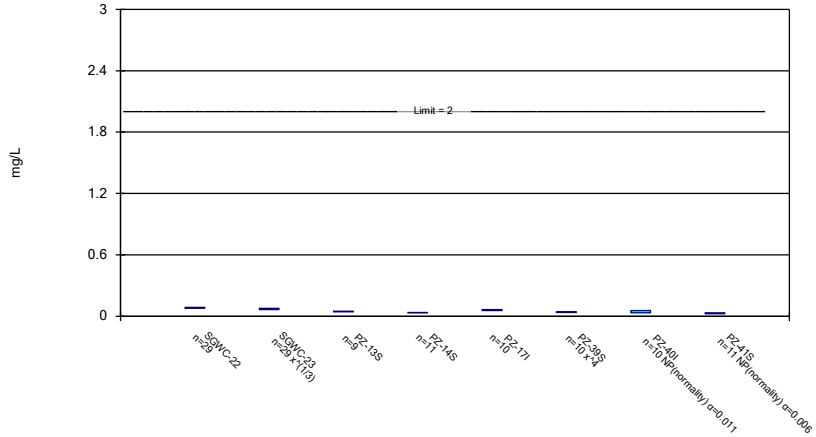

Constituent: Barium Analysis Run 4/14/2026 12:40 PM View: Confidence Intervals

Plant Scherer Client: Southern Company Data: Scherer AP

Sanitas™ v.10.1.06 Software licensed to Groundwater Stats Consulting. UG

Parametric and Non-Parametric (NP) Confidence Interval

Compliance Limit is not exceeded. Per-well alpha = 0.01 except as noted. Normality Test: Shapiro Wilk, alpha based on n.

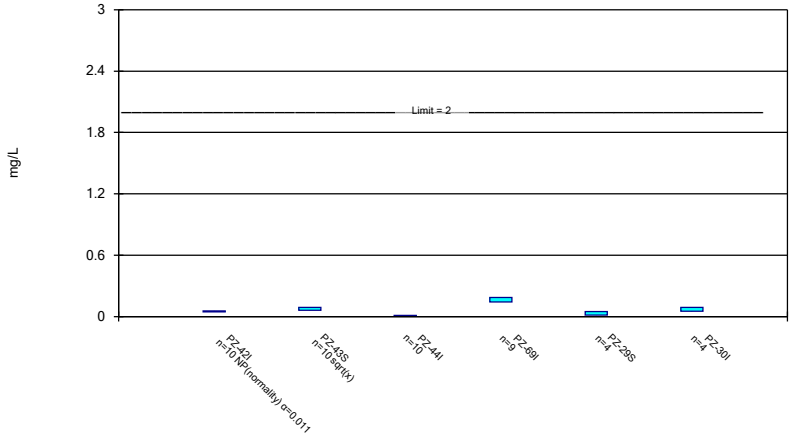

Constituent: Barium Analysis Run 4/14/2026 12:40 PM View: Confidence Intervals

Plant Scherer Client: Southern Company Data: Scherer AP

Sanitas™ v.10.1.06 Software licensed to Groundwater Stats Consulting. UG

Non-Parametric Confidence Interval

Compliance Limit is not exceeded. Per-well alpha = 0.01.

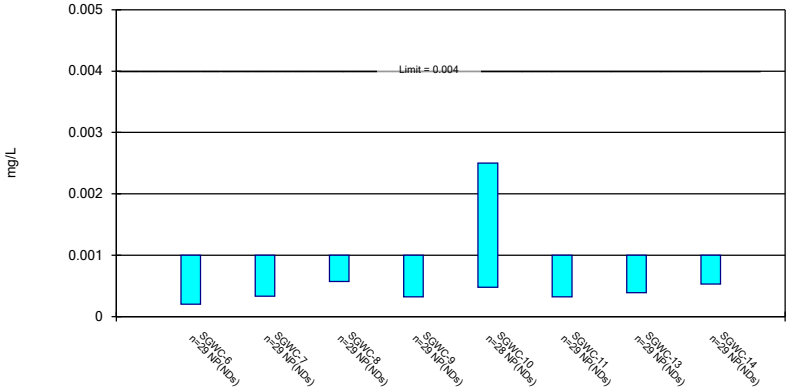

Constituent: Beryllium Analysis Run 4/14/2026 12:40 PM View: Confidence Intervals

Plant Scherer Client: Southern Company Data: Scherer AP

Sanitas™ v.10.1.06 Software licensed to Groundwater Stats Consulting. UG

Parametric and Non-Parametric (NP) Confidence Interval

Compliance Limit is not exceeded. Per-well alpha = 0.01. Normality Test: Shapiro Wilk, alpha based on n.

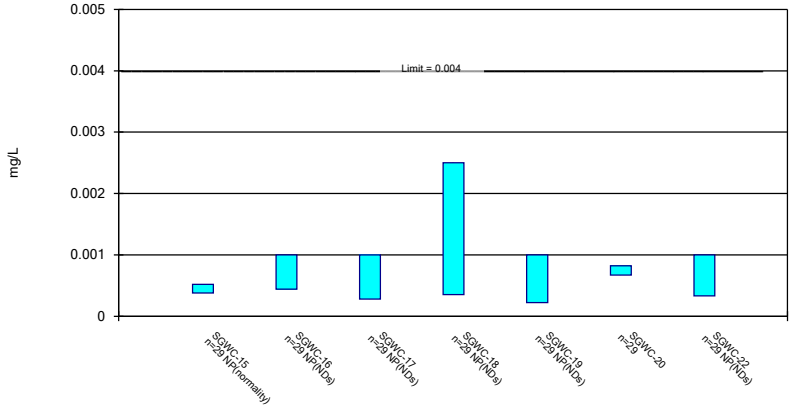

Constituent: Beryllium Analysis Run 4/14/2026 12:40 PM View: Confidence Intervals

Plant Scherer Client: Southern Company Data: Scherer AP

Sanitas™ v.10.1.06 Software licensed to Groundwater Stats Consulting. UG

Non-Parametric Confidence Interval

Compliance Limit is not exceeded. Per-well alpha = 0.01.

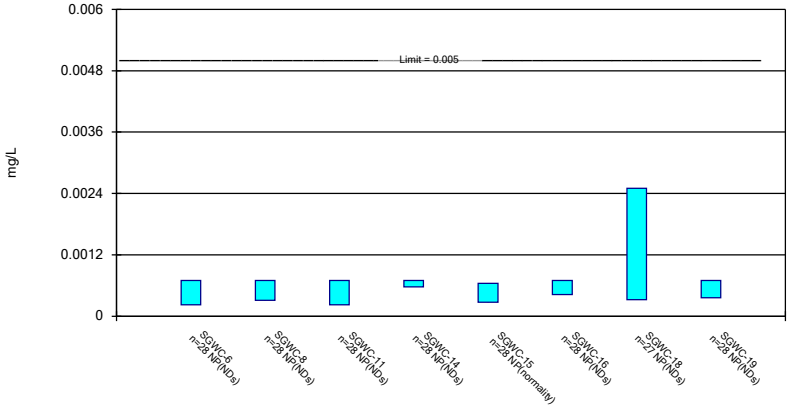

Constituent: Cadmium Analysis Run 4/14/2026 12:40 PM View: Confidence Intervals

Plant Scherer Client: Southern Company Data: Scherer AP

Sanitas™ v.10.1.06 Software licensed to Groundwater Stats Consulting. UG

Non-Parametric Confidence Interval

Compliance Limit is not exceeded. Per-well alpha = 0.01.

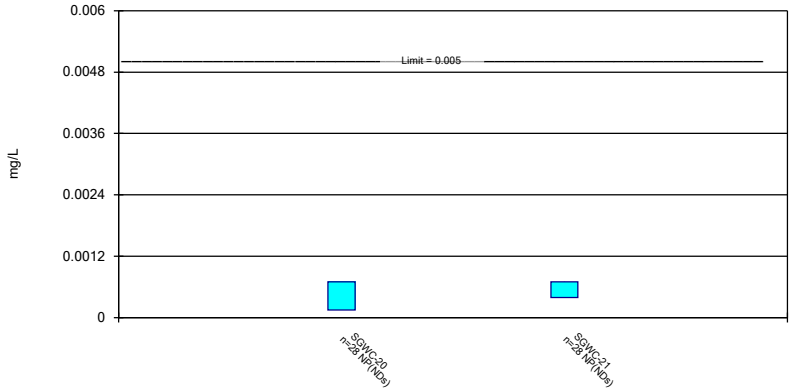

Constituent: Cadmium Analysis Run 4/14/2026 12:40 PM View: Confidence Intervals

Plant Scherer Client: Southern Company Data: Scherer AP

Sanitas™ v.10.1.06 Software licensed to Groundwater Stats Consulting. UG

Parametric and Non-Parametric (NP) Confidence Interval

Compliance Limit is not exceeded. Per-well alpha = 0.01. Normality Test: Shapiro Wilk, alpha based on n.

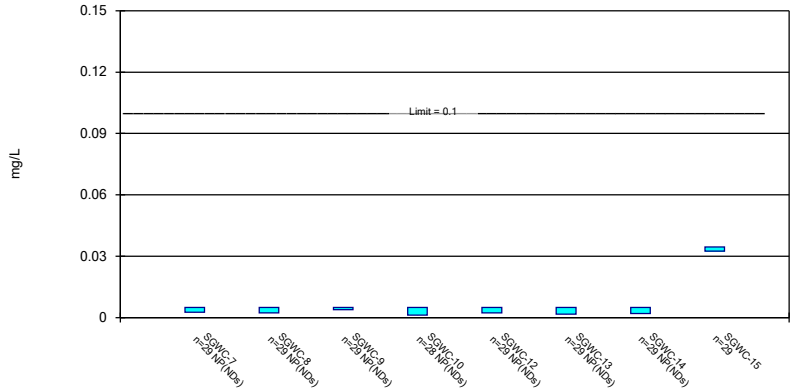

Constituent: Chromium Analysis Run 4/14/2026 12:40 PM View: Confidence Intervals

Plant Scherer Client: Southern Company Data: Scherer AP

Sanitas™ v.10.1.06 Software licensed to Groundwater Stats Consulting. UG

Parametric and Non-Parametric (NP) Confidence Interval

Compliance Limit is not exceeded. Per-well alpha = 0.01. Normality Test: Shapiro Wilk, alpha based on n.

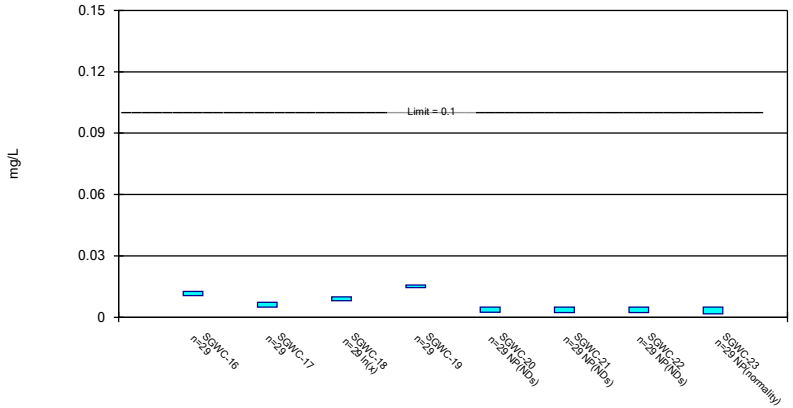

Constituent: Chromium Analysis Run 4/14/2026 12:40 PM View: Confidence Intervals

Plant Scherer Client: Southern Company Data: Scherer AP

Sanitas™ v.10.1.06 Software licensed to Groundwater Stats Consulting. UG

Parametric and Non-Parametric (NP) Confidence Interval

Compliance Limit is not exceeded. Per-well alpha = 0.01 except as noted. Normality Test: Shapiro Wilk, alpha based on n.

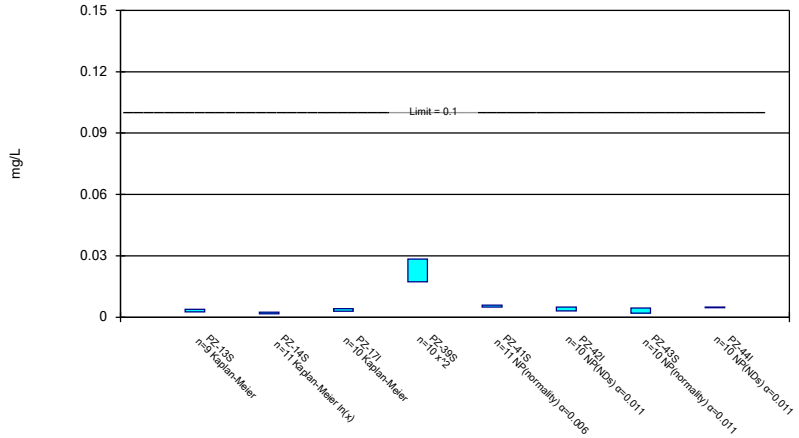

Constituent: Chromium Analysis Run 4/14/2026 12:40 PM View: Confidence Intervals

Plant Scherer Client: Southern Company Data: Scherer AP

Sanitas™ v.10.1.06 Software licensed to Groundwater Stats Consulting. UG

Parametric Confidence Interval

Compliance Limit is not exceeded. Per-well alpha = 0.01. Normality Test: Shapiro Wilk, alpha based on n.

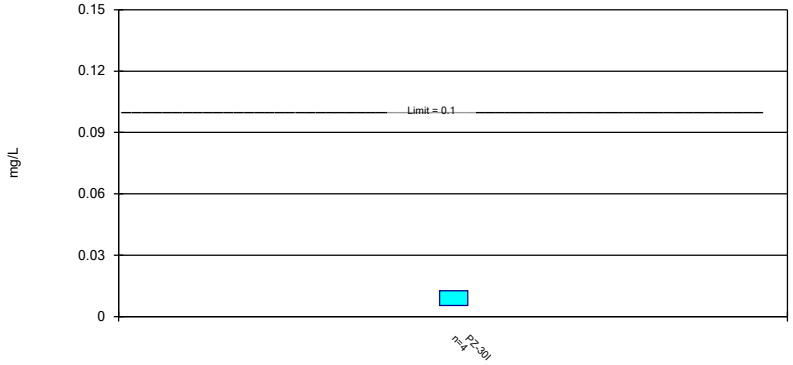

Constituent: Chromium Analysis Run 4/14/2026 12:40 PM View: Confidence Intervals
Plant Scherer Client: Southern Company Data: Scherer AP

Sanitas™ v.10.1.06 Software licensed to Groundwater Stats Consulting. UG

Parametric and Non-Parametric (NP) Confidence Interval

Compliance limit is exceeded.* Per-well alpha = 0.01. Normality Test: Shapiro Wilk, alpha based on n.

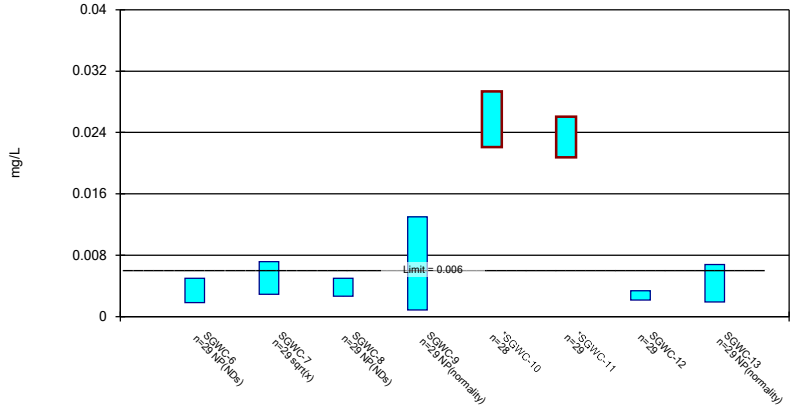

Constituent: Cobalt Analysis Run 4/14/2026 12:40 PM View: Confidence Intervals
Plant Scherer Client: Southern Company Data: Scherer AP

Sanitas™ v.10.1.06 Software licensed to Groundwater Stats Consulting. UG

Parametric and Non-Parametric (NP) Confidence Interval

Compliance limit is exceeded.* Per-well alpha = 0.01. Normality Test: Shapiro Wilk, alpha based on n.

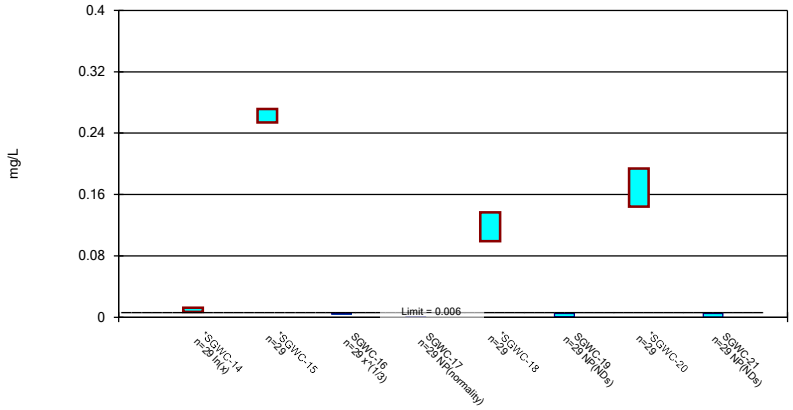

Constituent: Cobalt Analysis Run 4/14/2026 12:40 PM View: Confidence Intervals
Plant Scherer Client: Southern Company Data: Scherer AP

Sanitas™ v.10.1.06 Software licensed to Groundwater Stats Consulting. UG

Parametric and Non-Parametric (NP) Confidence Interval

Compliance Limit is not exceeded. Per-well alpha = 0.01 except as noted. Normality Test: Shapiro Wilk, alpha based on n.

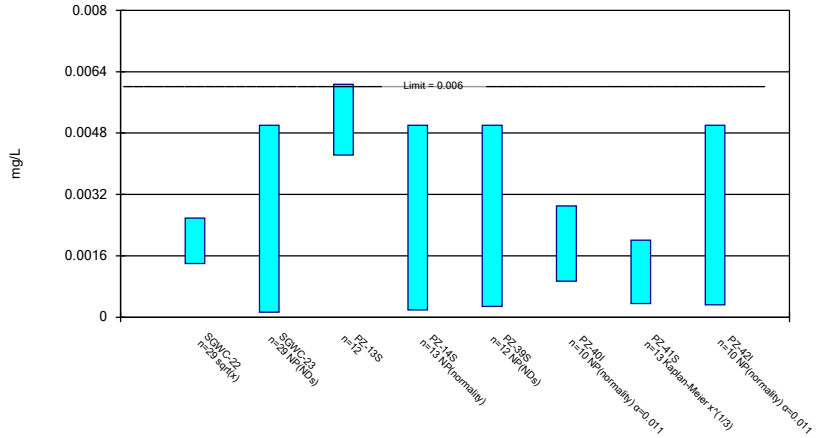

Constituent: Cobalt Analysis Run 4/14/2026 12:40 PM View: Confidence Intervals
Plant Scherer Client: Southern Company Data: Scherer AP

Sanitas™ v.10.1.06 Software licensed to Groundwater Stats Consulting. UG

Parametric and Non-Parametric (NP) Confidence Interval

Compliance Limit is not exceeded. Per-well alpha = 0.01. Normality Test: Shapiro Wilk, alpha based on n.

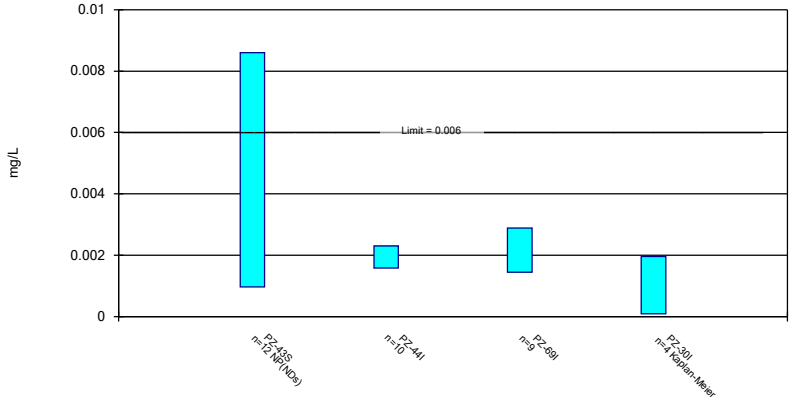

Constituent: Cobalt Analysis Run 4/14/2026 12:40 PM View: Confidence Intervals

Plant Scherer Client: Southern Company Data: Scherer AP

Sanitas™ v.10.1.06 Software licensed to Groundwater Stats Consulting. UG

Parametric and Non-Parametric (NP) Confidence Interval

Compliance Limit is not exceeded. Per-well alpha = 0.01. Normality Test: Shapiro Wilk, alpha based on n.

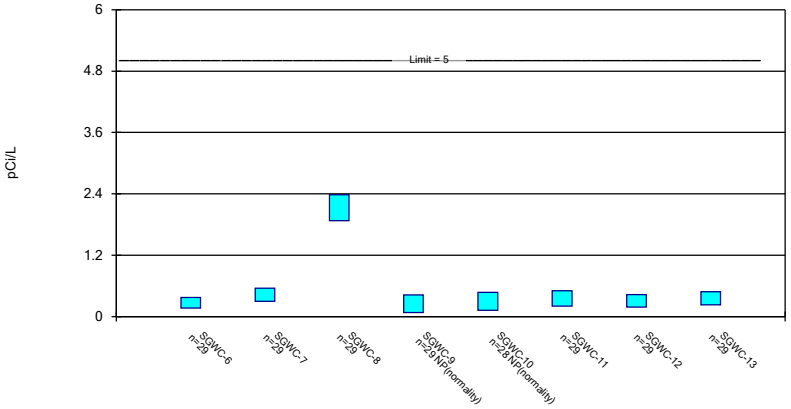

Constituent: Combined Radium 226 + 228 Analysis Run 4/14/2026 12:40 PM View: Confidence Intervals

Plant Scherer Client: Southern Company Data: Scherer AP

Sanitas™ v.10.1.06 Software licensed to Groundwater Stats Consulting. UG

Parametric and Non-Parametric (NP) Confidence Interval

Compliance Limit is not exceeded. Per-well alpha = 0.01. Normality Test: Shapiro Wilk, alpha based on n.

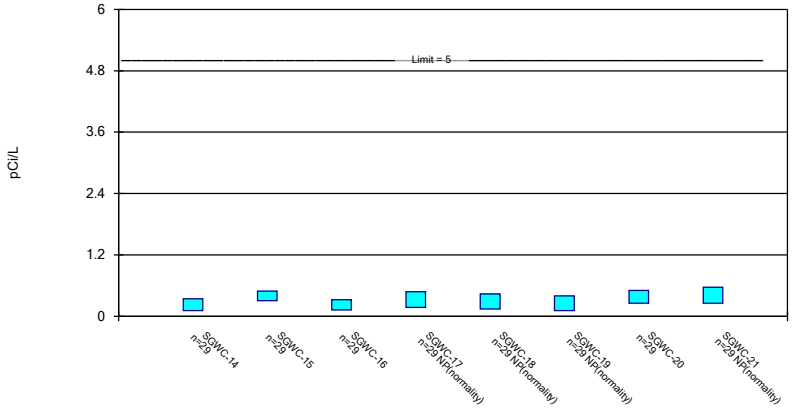

Constituent: Combined Radium 226 + 228 Analysis Run 4/14/2026 12:41 PM View: Confidence Intervals

Plant Scherer Client: Southern Company Data: Scherer AP

Sanitas™ v.10.1.06 Software licensed to Groundwater Stats Consulting. UG

Parametric Confidence Interval

Compliance Limit is not exceeded. Per-well alpha = 0.01. Normality Test: Shapiro Wilk, alpha based on n.

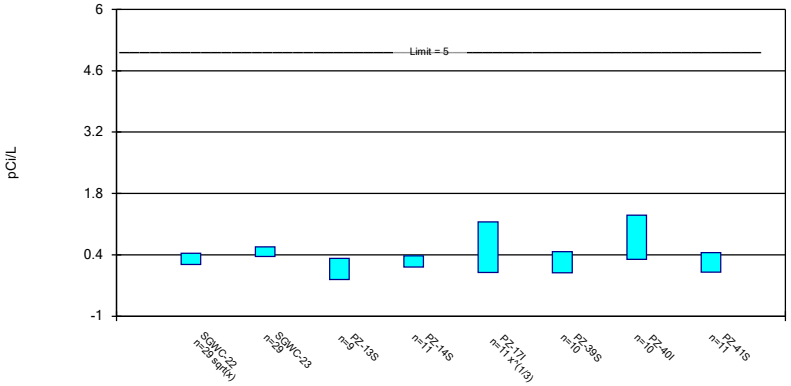

Constituent: Combined Radium 226 + 228 Analysis Run 4/14/2026 12:41 PM View: Confidence Intervals

Plant Scherer Client: Southern Company Data: Scherer AP

Sanitas™ v.10.1.06 Software licensed to Groundwater Stats Consulting. UG

Parametric Confidence Interval

Compliance Limit is not exceeded. Per-well alpha = 0.01. Normality Test: Shapiro Wilk, alpha based on n.

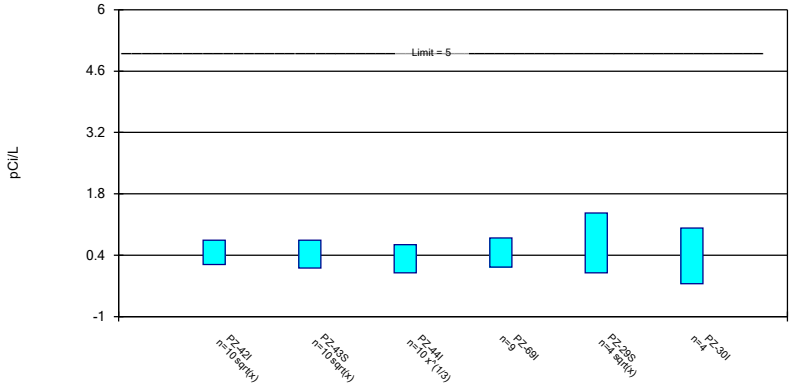

Constituent: Combined Radium 226 + 228 Analysis Run 4/14/2026 12:41 PM View: Confidence Intervals

Plant Scherer Client: Southern Company Data: Scherer AP

Sanitas™ v.10.1.06 Software licensed to Groundwater Stats Consulting. UG

Parametric and Non-Parametric (NP) Confidence Interval

Compliance Limit is not exceeded. Per-well alpha = 0.01. Normality Test: Shapiro Wilk, alpha based on n.

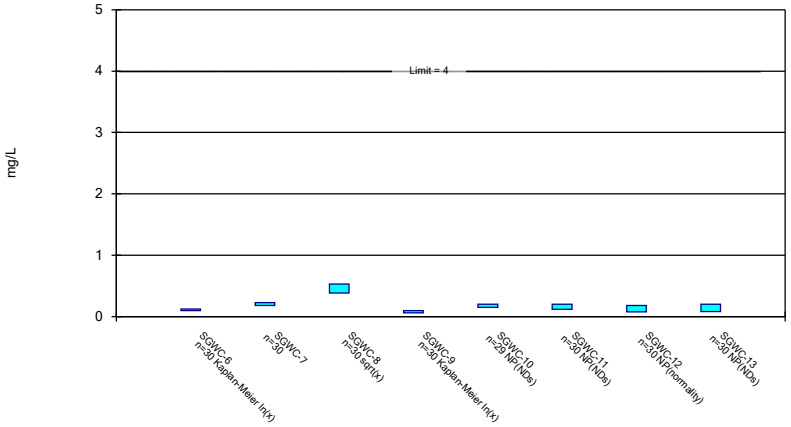

Constituent: Fluoride Analysis Run 4/14/2026 12:41 PM View: Confidence Intervals

Plant Scherer Client: Southern Company Data: Scherer AP

Sanitas™ v.10.1.06 Software licensed to Groundwater Stats Consulting. UG

Parametric and Non-Parametric (NP) Confidence Interval

Compliance Limit is not exceeded. Per-well alpha = 0.01. Normality Test: Shapiro Wilk, alpha based on n.

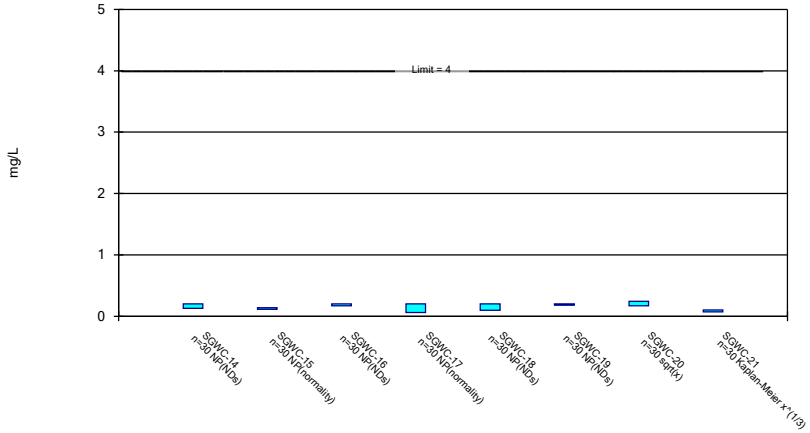

Constituent: Fluoride Analysis Run 4/14/2026 12:41 PM View: Confidence Intervals

Plant Scherer Client: Southern Company Data: Scherer AP

Sanitas™ v.10.1.06 Software licensed to Groundwater Stats Consulting. UG

Non-Parametric Confidence Interval

Compliance Limit is not exceeded. Per-well alpha = 0.01 except as noted.

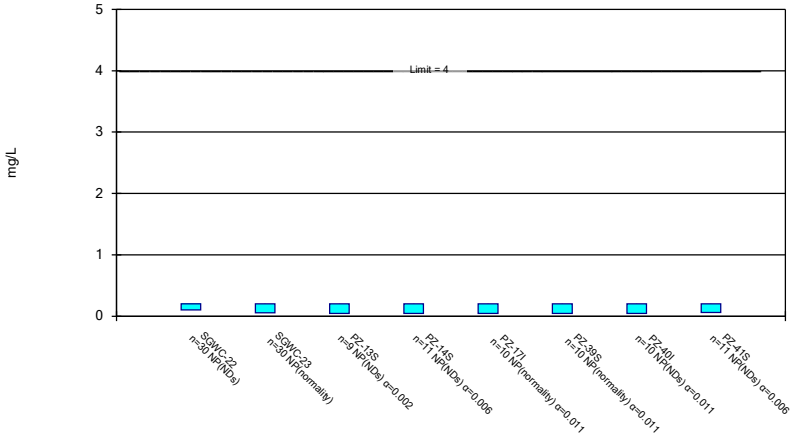

Constituent: Fluoride Analysis Run 4/14/2026 12:41 PM View: Confidence Intervals

Plant Scherer Client: Southern Company Data: Scherer AP

Sanitas™ v.10.1.06 Software licensed to Groundwater Stats Consulting. UG

Parametric and Non-Parametric (NP) Confidence Interval

Compliance Limit is not exceeded. Per-well alpha = 0.01 except as noted. Normality Test: Shapiro Wilk, alpha based on n.

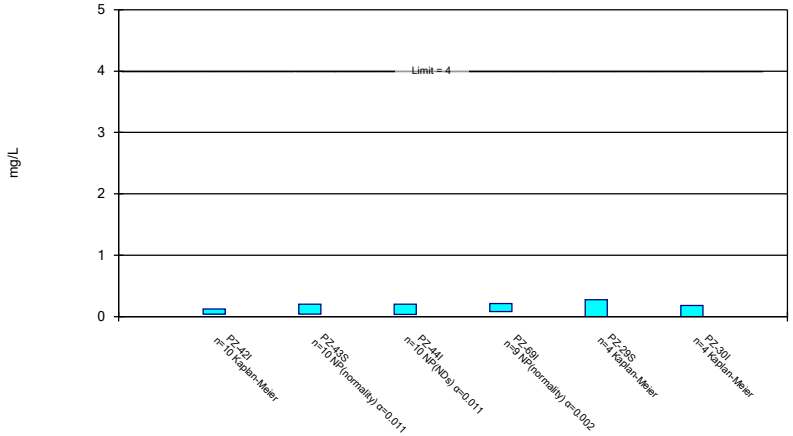

Constituent: Fluoride Analysis Run 4/14/2026 12:41 PM View: Confidence Intervals

Plant Scherer Client: Southern Company Data: Scherer AP

Sanitas™ v.10.1.06 Software licensed to Groundwater Stats Consulting. UG

Non-Parametric Confidence Interval

Compliance Limit is not exceeded. Per-well alpha = 0.01.

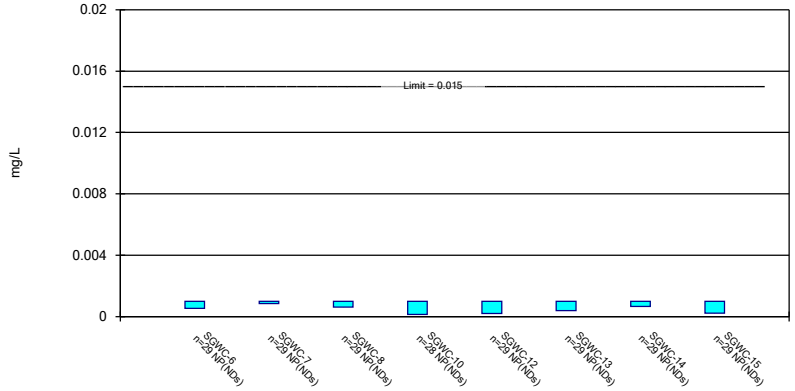

Constituent: Lead Analysis Run 4/14/2026 12:41 PM View: Confidence Intervals

Plant Scherer Client: Southern Company Data: Scherer AP

Sanitas™ v.10.1.06 Software licensed to Groundwater Stats Consulting. UG

Non-Parametric Confidence Interval

Compliance Limit is not exceeded. Per-well alpha = 0.01.

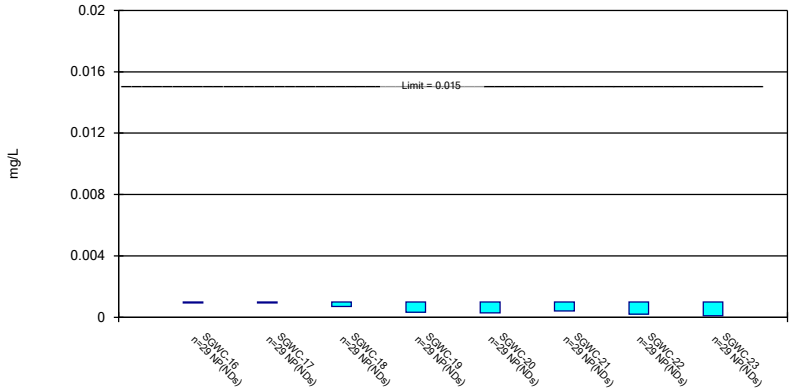

Constituent: Lead Analysis Run 4/14/2026 12:41 PM View: Confidence Intervals

Plant Scherer Client: Southern Company Data: Scherer AP

Sanitas™ v.10.1.06 Software licensed to Groundwater Stats Consulting. UG

Non-Parametric Confidence Interval

Compliance Limit is not exceeded.

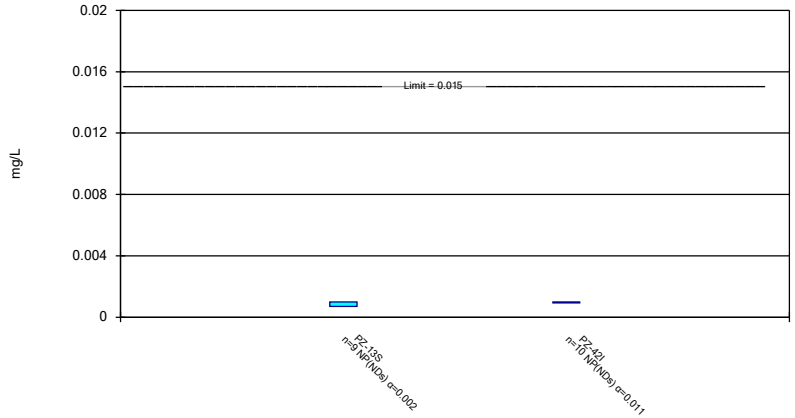

Constituent: Lead Analysis Run 4/14/2026 12:41 PM View: Confidence Intervals

Plant Scherer Client: Southern Company Data: Scherer AP

Sanitas™ v.10.1.06 Software licensed to Groundwater Stats Consulting. UG

Parametric and Non-Parametric (NP) Confidence Interval

Compliance Limit is not exceeded. Per-well alpha = 0.01. Normality Test: Shapiro Wilk, alpha based on n.

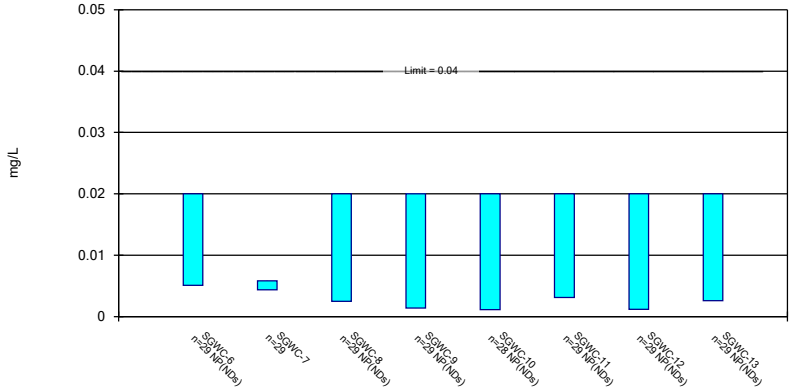

Constituent: Lithium Analysis Run 4/14/2026 12:41 PM View: Confidence Intervals

Plant Scherer Client: Southern Company Data: Scherer AP

Sanitas™ v.10.1.06 Software licensed to Groundwater Stats Consulting. UG

Non-Parametric Confidence Interval

Compliance Limit is not exceeded. Per-well alpha = 0.01.

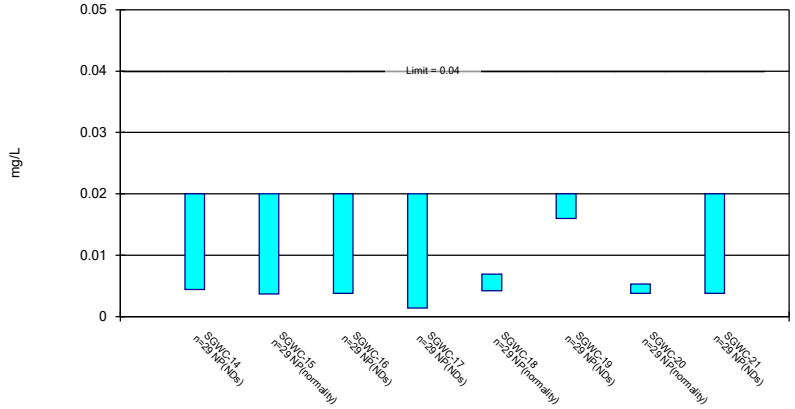

Constituent: Lithium Analysis Run 4/14/2026 12:41 PM View: Confidence Intervals

Plant Scherer Client: Southern Company Data: Scherer AP

Sanitas™ v.10.1.06 Software licensed to Groundwater Stats Consulting. UG

Parametric and Non-Parametric (NP) Confidence Interval

Compliance Limit is not exceeded. Per-well alpha = 0.01 except as noted. Normality Test: Shapiro Wilk, alpha based on n.

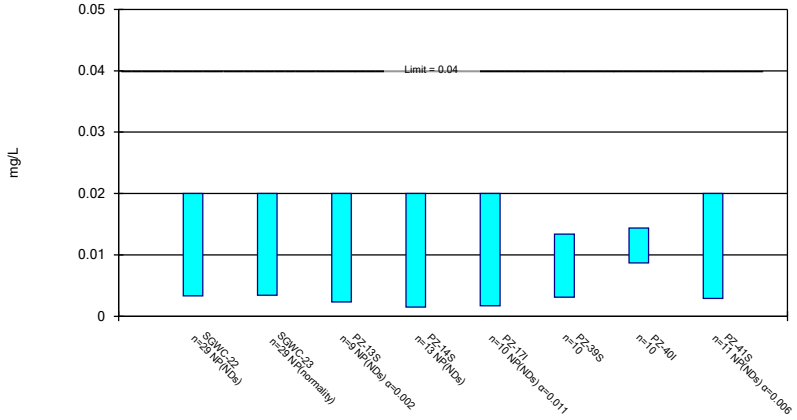

Constituent: Lithium Analysis Run 4/14/2026 12:41 PM View: Confidence Intervals

Plant Scherer Client: Southern Company Data: Scherer AP

Sanitas™ v.10.1.06 Software licensed to Groundwater Stats Consulting. UG

Parametric and Non-Parametric (NP) Confidence Interval

Compliance Limit is not exceeded. Per-well alpha = 0.01 except as noted. Normality Test: Shapiro Wilk, alpha based on n.

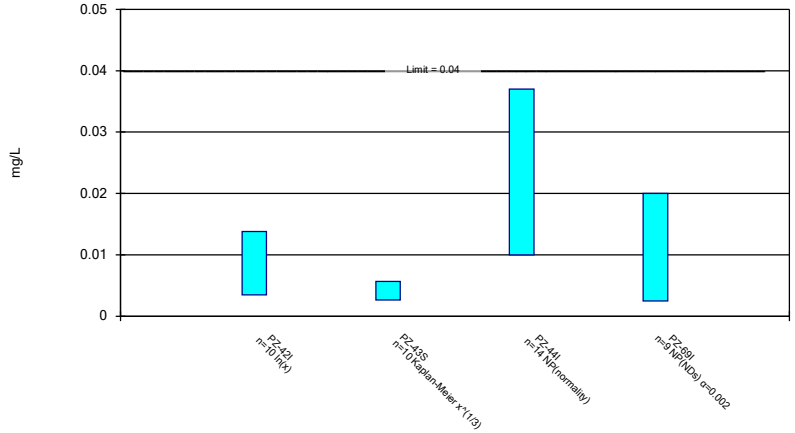

Constituent: Lithium Analysis Run 4/14/2026 12:41 PM View: Confidence Intervals

Plant Scherer Client: Southern Company Data: Scherer AP

Sanitas™ v.10.1.06 Software licensed to Groundwater Stats Consulting. UG

Non-Parametric Confidence Interval

Compliance Limit is not exceeded. Per-well alpha = 0.01.

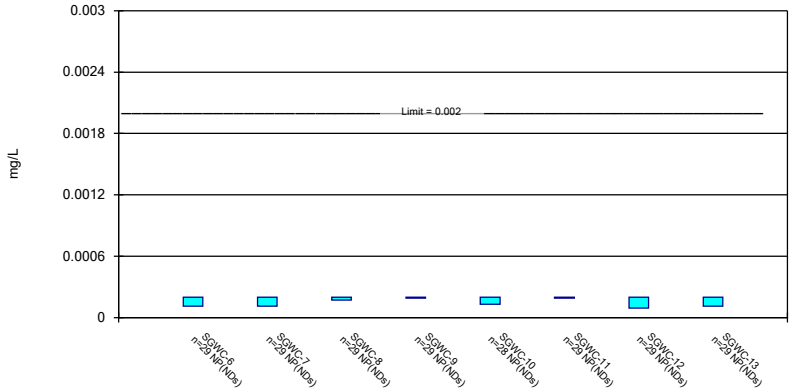

Constituent: Mercury Analysis Run 4/14/2026 12:41 PM View: Confidence Intervals

Plant Scherer Client: Southern Company Data: Scherer AP

Sanitas™ v.10.1.06 Software licensed to Groundwater Stats Consulting. UG

Non-Parametric Confidence Interval

Compliance Limit is not exceeded. Per-well alpha = 0.01.

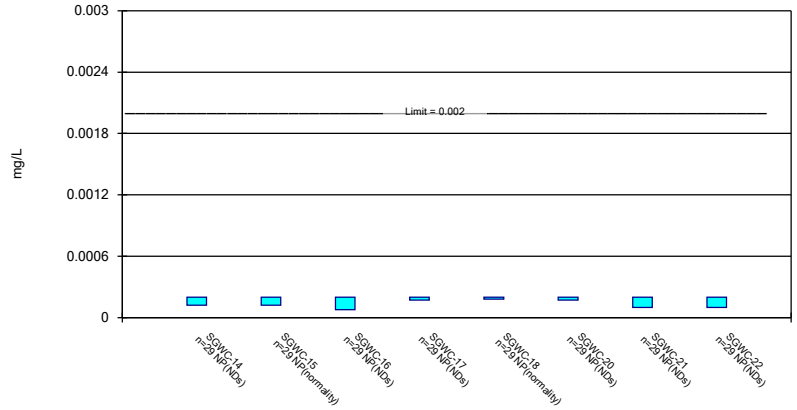

Constituent: Mercury Analysis Run 4/14/2026 12:41 PM View: Confidence Intervals

Plant Scherer Client: Southern Company Data: Scherer AP

Sanitas™ v.10.1.06 Software licensed to Groundwater Stats Consulting. UG

Parametric and Non-Parametric (NP) Confidence Interval

Compliance Limit is not exceeded. Per-well alpha = 0.01 except as noted. Normality Test: Shapiro Wilk, alpha based on n.

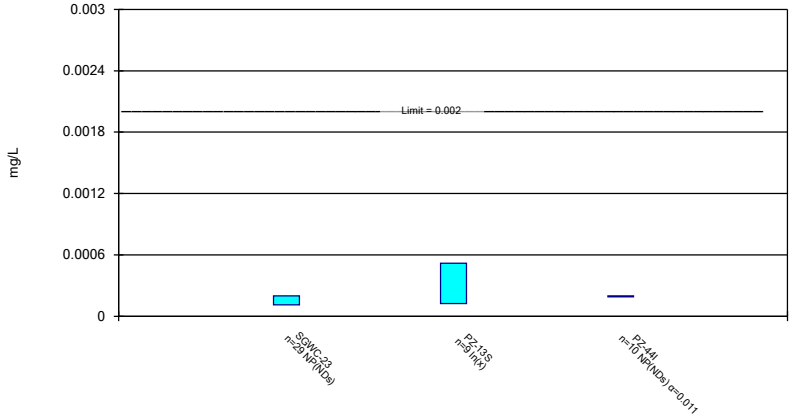

Constituent: Mercury Analysis Run 4/14/2026 12:41 PM View: Confidence Intervals

Plant Scherer Client: Southern Company Data: Scherer AP

Sanitas™ v.10.1.06 Software licensed to Groundwater Stats Consulting. UG

Non-Parametric Confidence Interval

Compliance Limit is not exceeded. Per-well alpha = 0.01.

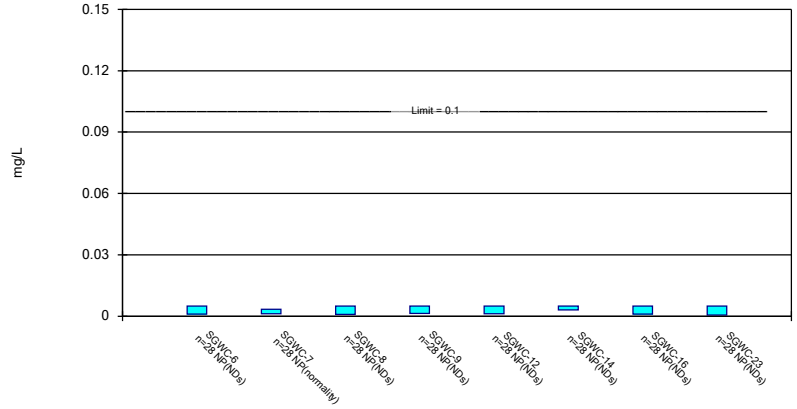

Constituent: Molybdenum Analysis Run 4/14/2026 12:41 PM View: Confidence Intervals

Plant Scherer Client: Southern Company Data: Scherer AP

Sanitas™ v.10.1.06 Software licensed to Groundwater Stats Consulting. UG

Parametric and Non-Parametric (NP) Confidence Interval

Compliance Limit is not exceeded. Per-well alpha = 0.01 except as noted. Normality Test: Shapiro Wilk, alpha based on n.

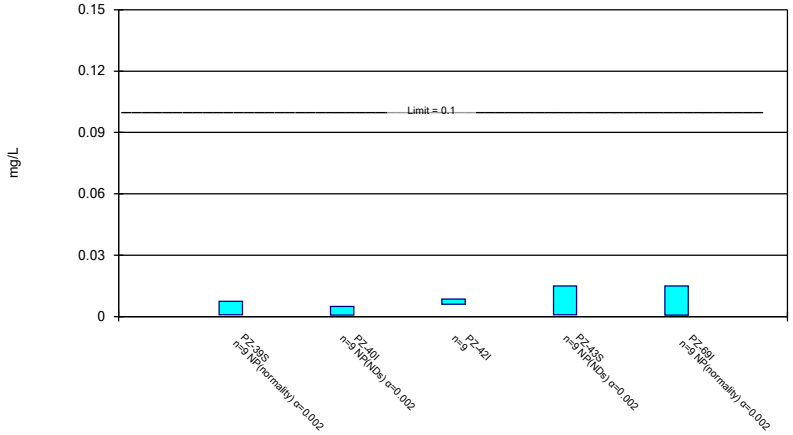

Constituent: Molybdenum Analysis Run 4/14/2026 12:41 PM View: Confidence Intervals

Plant Scherer Client: Southern Company Data: Scherer AP

Sanitas™ v.10.1.06 Software licensed to Groundwater Stats Consulting. UG

Non-Parametric Confidence Interval

Compliance Limit is not exceeded. Per-well alpha = 0.01.

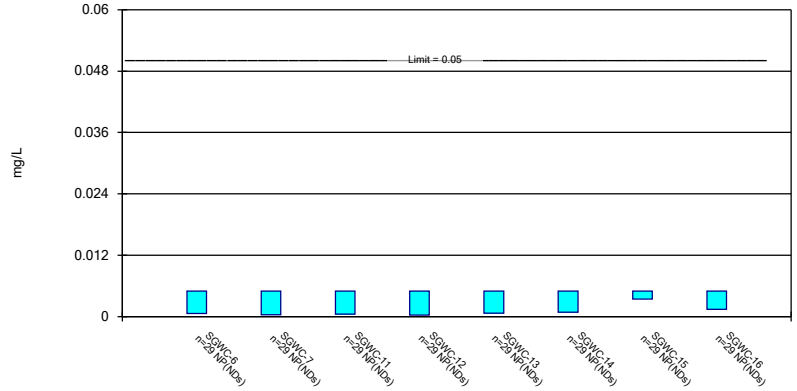

Constituent: Selenium Analysis Run 4/14/2026 12:41 PM View: Confidence Intervals

Plant Scherer Client: Southern Company Data: Scherer AP

Sanitas™ v.10.1.06 Software licensed to Groundwater Stats Consulting. UG

Parametric and Non-Parametric (NP) Confidence Interval

Compliance Limit is not exceeded. Per-well alpha = 0.01 except as noted. Normality Test: Shapiro Wilk, alpha based on n.

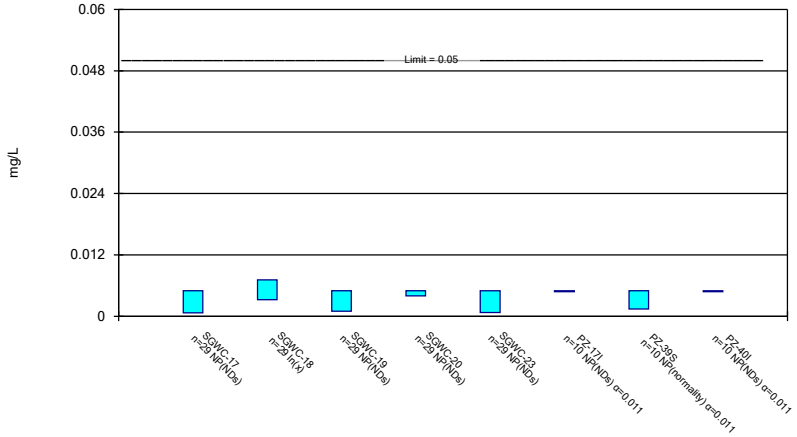

Constituent: Selenium Analysis Run 4/14/2026 12:41 PM View: Confidence Intervals

Plant Scherer Client: Southern Company Data: Scherer AP

Sanitas™ v.10.1.06 Software licensed to Groundwater Stats Consulting. UG

Parametric and Non-Parametric (NP) Confidence Interval

Compliance Limit is not exceeded. Per-well alpha = 0.01 except as noted. Normality Test: Shapiro Wilk, alpha based on n.



Constituent: Selenium Analysis Run 4/14/2026 12:41 PM View: Confidence Intervals

Plant Scherer Client: Southern Company Data: Scherer AP

Sanitas™ v.10.1.06 Software licensed to Groundwater Stats Consulting. UG

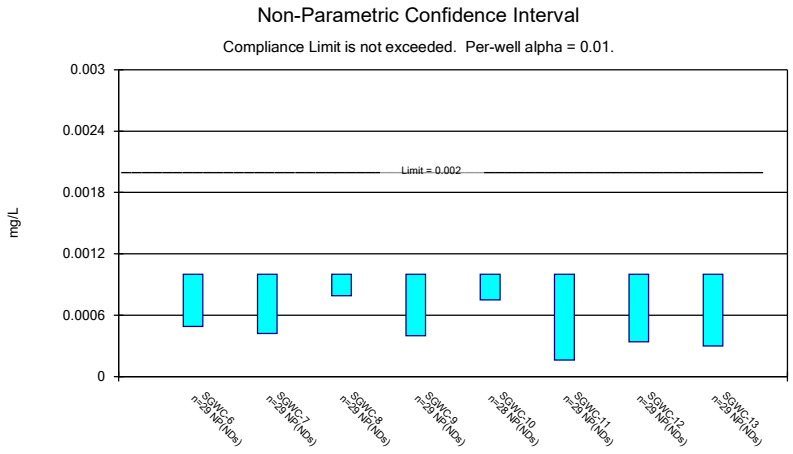

Constituent: Thallium Analysis Run 4/14/2026 12:41 PM View: Confidence Intervals
Plant Scherer Client: Southern Company Data: Scherer AP

Sanitas™ v.10.1.06 Software licensed to Groundwater Stats Consulting. UG

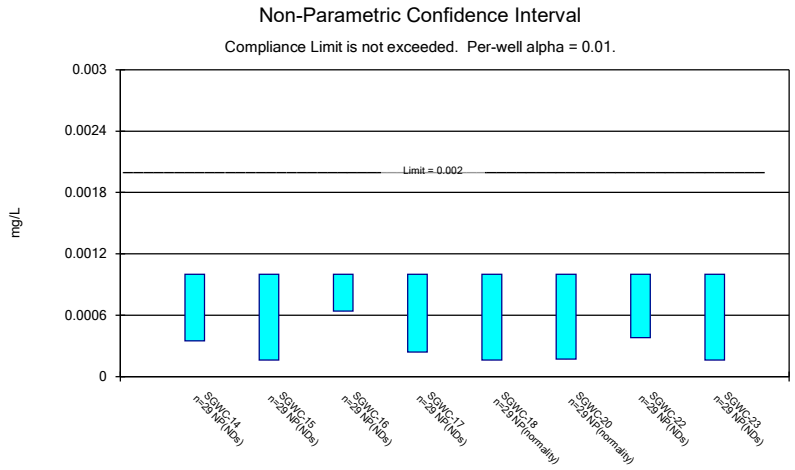

Constituent: Thallium Analysis Run 4/14/2026 12:41 PM View: Confidence Intervals
Plant Scherer Client: Southern Company Data: Scherer AP

Sanitas™ v.10.1.06 Software licensed to Groundwater Stats Consulting. UG



Constituent: Thallium Analysis Run 4/14/2026 12:41 PM View: Confidence Intervals
Plant Scherer Client: Southern Company Data: Scherer AP

Confidence Interval

Constituent: Antimony (mg/L) Analysis Run 4/14/2026 12:42 PM View: Confidence Intervals

Plant Scherer Client: Southern Company Data: Scherer AP

	SGWC-7	SGWC-10	SGWC-13	SGWC-18	SGWC-19	SGWC-20	SGWC-21	SGWC-22
5/11/2016	<0.005	<0.005						
5/12/2016			<0.005			<0.005	<0.005	<0.005
5/13/2016				<0.005	<0.005			
6/27/2016	0.0004 (J)							
6/28/2016		0.0014 (J)	0.0004 (J)					
6/29/2016					<0.005	<0.005	<0.005	<0.005
6/30/2016				0.0012 (J)				
8/17/2016	<0.005	<0.005						
8/18/2016			<0.005					
8/19/2016								<0.005
8/22/2016				<0.005	<0.005	<0.005	<0.005	
10/17/2016		<0.005	<0.005					
10/18/2016	<0.005				<0.005	<0.005	<0.005	<0.005
10/19/2016				<0.005				
12/6/2016	<0.005	<0.005	<0.005					
12/7/2016				<0.005			<0.005	<0.005
12/8/2016					<0.005	<0.005		
2/14/2017	<0.005							
2/15/2017		<0.005	<0.005					
2/16/2017				<0.005	<0.005	<0.005	<0.005	<0.005
4/12/2017	<0.005	<0.005	<0.005					
4/13/2017				<0.005	<0.005	<0.005	<0.005	<0.005
6/27/2017	<0.005	<0.005	<0.005					
6/28/2017				<0.005	<0.005	<0.005	<0.005	<0.005
3/27/2018	<0.005	<0.005	<0.005					
3/28/2018				<0.005	<0.005	<0.005	<0.005	<0.005
10/8/2018			<0.005				<0.005	<0.005
10/9/2018	<0.005	<0.005			<0.005			
2/19/2019								<0.005
2/20/2019	<0.005	<0.005	<0.005	<0.005	<0.005	<0.005	<0.005	
2/18/2020	<0.005					<0.005	<0.005	<0.005
2/19/2020		<0.005	<0.005		<0.005			
2/20/2020				<0.005				
2/9/2021	<0.005	<0.005	<0.005					
2/10/2021				<0.005	<0.005	<0.005	<0.005	<0.005
8/18/2021	<0.005			<0.005			<0.005	<0.005
8/19/2021		<0.005	<0.005		<0.005	<0.005		
2/9/2022	<0.005							
2/10/2022				<0.005				<0.005
2/11/2022		<0.005	<0.005		<0.005	<0.005	<0.005	
8/18/2022	<0.005		<0.005					
8/19/2022		<0.005						
8/22/2022					0.0021	0.0019 (J)	0.0019 (J)	0.0022
8/23/2022				<0.005				
2/22/2023	<0.005	<0.005		<0.005	<0.005	<0.005		
2/23/2023			<0.005				<0.005	<0.005
8/2/2023			<0.005					
8/7/2023		<0.005		<0.005	<0.005	<0.005		<0.005
8/8/2023	<0.005						<0.005	
2/20/2024					<0.005			
2/21/2024	<0.005							<0.005
2/23/2024		<0.005	<0.005					

ND substitution: RL or RL/2 if <15% NDs.

Confidence Interval

Constituent: Antimony (mg/L) Analysis Run 4/14/2026 12:42 PM View: Confidence Intervals

Plant Scherer Client: Southern Company Data: Scherer AP

	SGWC-7	SGWC-10	SGWC-13	SGWC-18	SGWC-19	SGWC-20	SGWC-21	SGWC-22
2/26/2024						<0.005		
2/27/2024				<0.005			<0.005	
7/31/2024	<0.005							
8/1/2024			<0.005		<0.005			
8/2/2024						<0.005	<0.005	<0.005
8/5/2024		<0.005		<0.005				
2/19/2025	<0.005	<0.005	<0.005					
2/20/2025						<0.005	<0.005	<0.005
2/21/2025				<0.005	<0.005			
7/24/2025					<0.005	<0.005		
7/25/2025				<0.005				
7/28/2025							<0.005	<0.005
7/30/2025	<0.005	<0.005	<0.005					
2/17/2026						<0.005		
2/18/2026			<0.005		<0.005		<0.005	
2/19/2026								<0.005
2/20/2026	<0.005							
Mean	0.0048	0.004836	0.0048	0.004819	0.004874	0.004859	0.004865	0.004878
Std. Dev.	0.0009592	0.0007675	0.0009592	0.0008292	0.0006047	0.0006609	0.0006464	0.0005838
Upper Lim.	0.005	0.005	0.005	0.005	0.005	0.005	0.005	0.005
Lower Lim.	0.0004	0.0014	0.0004	0.0012	0.0021	0.0019	0.0019	0.0022

ND substitution: RL or RL/2 if <15% NDs.

Confidence Interval

Constituent: Antimony (mg/L) Analysis Run 4/14/2026 12:42 PM View: Confidence Intervals

Plant Scherer Client: Southern Company Data: Scherer AP

	SGWC-23	PZ-13S	PZ-17I	PZ-40I	PZ-42I
5/12/2016	<0.005				
6/29/2016	<0.005				
8/19/2016	<0.005				
10/18/2016	<0.005				
12/7/2016	<0.005				
2/15/2017	<0.005				
4/13/2017	<0.005				
6/28/2017	<0.005				
3/27/2018	<0.005				
10/8/2018	<0.005				
2/19/2019	<0.005				
2/18/2020	<0.005				
2/10/2021	<0.005				
8/18/2021	<0.005				
2/8/2022		<0.005			
2/9/2022			0.00061 (J)		<0.005
2/10/2022	<0.005			<0.005	
8/22/2022	0.00098 (J)				<0.005
8/23/2022				0.00089 (J)	
8/24/2022		<0.005	<0.005		
2/23/2023	<0.005	<0.005	<0.005		<0.005
2/24/2023				<0.005	
8/1/2023			<0.005	<0.005	
8/2/2023		0.00046 (J)			<0.005
8/8/2023	<0.005				
2/21/2024	<0.005	<0.005			
2/26/2024			<0.005		
2/27/2024				<0.005	<0.005
8/1/2024			<0.005		
8/2/2024	<0.005				
8/5/2024		<0.005		<0.005	<0.005
2/19/2025		<0.005			
2/20/2025				<0.005	0.0009 (J)
2/21/2025	<0.005		<0.005		
7/28/2025	<0.005				
7/29/2025			<0.005	<0.005	<0.005
7/30/2025		<0.005			
2/18/2026			<0.005	<0.005	
2/19/2026	<0.005				
2/20/2026					<0.005
2/27/2026		<0.005			
Mean	0.004825	0.004496	0.004512	0.004543	0.004544
Std. Dev.	0.0008382	0.001513	0.001463	0.00137	0.001367
Upper Lim.	0.005	0.005	0.005	0.005	0.005
Lower Lim.	0.00098	0.00046	0.00061	0.00089	0.0009

ND substitution: RL or RL/2 if <15% NDs.

Confidence Interval

Constituent: Arsenic (mg/L) Analysis Run 4/14/2026 12:42 PM View: Confidence Intervals

Plant Scherer Client: Southern Company Data: Scherer AP

	SGWC-6	SGWC-7	SGWC-8	SGWC-9	SGWC-10	SGWC-11	SGWC-12	SGWC-13
5/11/2016	<0.005	<0.005	<0.005	<0.005	<0.005	0.00103 (J)	<0.005	
5/12/2016								<0.005
6/27/2016	<0.005	0.0009 (J)	<0.005					
6/28/2016					<0.005	0.0011 (J)	0.001 (J)	<0.005
6/29/2016				0.0009 (J)				
8/17/2016	<0.005	0.0006 (J)	<0.005		<0.005	0.0011 (J)		
8/18/2016							0.00091 (J)	<0.005
8/22/2016				<0.005				
10/17/2016	<0.005		<0.005		<0.005	0.0011 (J)	<0.005	<0.005
10/18/2016		<0.005		0.00074 (J)				
12/6/2016	<0.005	<0.005	<0.005		<0.005	0.00072 (J)	<0.005	<0.005
12/7/2016				0.00079 (J)				
2/14/2017	0.0006 (J)	0.00059 (J)	0.0005 (J)					
2/15/2017					0.0005 (J)	0.0011 (J)	0.00076 (J)	<0.005
2/16/2017				0.00056 (J)				
4/12/2017	0.00046 (J)	0.00058 (J)	<0.005		<0.005	0.00076 (J)	0.00046 (J)	0.00047 (J)
4/13/2017				0.00079 (J)				
6/27/2017	<0.005	<0.005	0.00076 (J)	0.0011 (J)	0.00074 (J)	0.0011 (J)	0.0011 (J)	0.00088 (J)
3/27/2018	<0.005	<0.005	<0.005		<0.005	<0.005	<0.005	<0.005
3/28/2018				<0.005				
6/6/2018	<0.005	<0.005	<0.005	<0.005	<0.005	<0.005	<0.005	
6/7/2018								<0.005
10/8/2018	<0.005						0.0007 (J)	0.00069 (J)
10/9/2018		0.00057 (J)	0.00053 (J)	0.00068 (J)	<0.005			
10/16/2018						<0.005		
2/20/2019	<0.005	<0.005	<0.005	<0.005	<0.005	<0.005	<0.005	<0.005
4/1/2019		<0.005	0.001 (J)	<0.005	0.00059 (J)	0.0011 (J)	0.0012 (J)	0.0014
4/2/2019	<0.005							
9/16/2019	<0.005			<0.005		<0.005	<0.005	
9/17/2019		<0.005	0.00035 (J)		<0.005			<0.005
2/18/2020	<0.005	<0.005	<0.005			<0.005		
2/19/2020				0.00039 (J)	<0.005		0.00032 (J)	<0.005
3/25/2020	0.00044 (J)		0.00063 (J)	<0.005	<0.005	<0.005		
3/26/2020		<0.005					0.00032 (J)	
3/27/2020								<0.005
9/14/2020	<0.005	<0.005	<0.005	<0.005	<0.005	<0.005	<0.005	<0.005
2/9/2021	<0.005	<0.005	<0.005	<0.005	<0.005	<0.005	<0.005	<0.005
3/31/2021				0.00033 (J)	<0.005			
4/1/2021	<0.005	0.00044 (J)	<0.005					
4/7/2021						<0.005	<0.005	<0.005
8/18/2021	<0.005	<0.005	<0.005					
8/19/2021				<0.005	<0.005	<0.005		<0.005
8/20/2021							<0.005	
2/9/2022	<0.005	<0.005						
2/10/2022			<0.005	<0.005		<0.005	<0.005	
2/11/2022					<0.005			<0.005
8/18/2022		<0.005	<0.005	<0.005		<0.005	<0.005	<0.005
8/19/2022	<0.005				<0.005			
2/22/2023	<0.005	<0.005	<0.005	<0.005	<0.005	<0.005		
2/23/2023							<0.005	<0.005
8/1/2023	<0.005							
8/2/2023						<0.005		<0.005

ND substitution: RL or RL/2 if <15% NDs.

Confidence Interval

Constituent: Arsenic (mg/L) Analysis Run 4/14/2026 12:42 PM View: Confidence Intervals

Plant Scherer Client: Southern Company Data: Scherer AP

	SGWC-6	SGWC-7	SGWC-8	SGWC-9	SGWC-10	SGWC-11	SGWC-12	SGWC-13
8/7/2023				<0.005	<0.005		<0.005	
8/8/2023		<0.005	<0.005					
2/20/2024	<0.005							
2/21/2024		<0.005	<0.005	<0.005				
2/23/2024					<0.005	<0.005	<0.005	<0.005
7/31/2024		<0.005						
8/1/2024	<0.005		<0.005	<0.005		<0.005	<0.005	<0.005
8/5/2024					<0.005			
2/19/2025		<0.005	<0.005	<0.005	<0.005		<0.005	<0.005
2/20/2025	<0.005					<0.005		
7/29/2025	<0.005							
7/30/2025		<0.005	<0.005	<0.005	<0.005			<0.005
7/31/2025						<0.005	<0.005	
2/18/2026						<0.005	<0.005	<0.005
2/19/2026	<0.005		<0.005					
2/20/2026		<0.005						
2/25/2026				<0.005				
Mean	0.004534	0.004092	0.004096	0.003665	0.00453	0.003762	0.003682	0.004429
Std. Dev.	0.001395	0.00181	0.001805	0.00203	0.001383	0.001879	0.002008	0.001459
Upper Lim.	0.005	0.005	0.005	0.005	0.005	0.005	0.005	0.005
Lower Lim.	0.0006	0.0009	0.001	0.0009	0.00074	0.0011	0.0011	0.0014

ND substitution: RL or RL/2 if <15% NDs.

Confidence Interval

Constituent: Arsenic (mg/L) Analysis Run 4/14/2026 12:42 PM View: Confidence Intervals

Plant Scherer Client: Southern Company Data: Scherer AP

	SGWC-14	SGWC-15	SGWC-16	SGWC-17	SGWC-18	SGWC-19	SGWC-20	SGWC-21
5/12/2016	<0.005	<0.005	<0.005	<0.005			<0.005	<0.005
5/13/2016					0.00161 (J)	<0.005		
6/28/2016	<0.005	0.0026 (J)	<0.005					
6/29/2016				<0.005		<0.005	0.0018 (J)	<0.005
6/30/2016					0.004 (J)			
8/18/2016	<0.005	0.0015	<0.005	<0.005				
8/22/2016					0.0012 (J)	<0.005	0.001 (J)	<0.005
10/17/2016	<0.005							
10/18/2016		0.0019	<0.005			<0.005	0.00085 (J)	<0.005
10/19/2016				0.0011 (J)	0.0019			
12/7/2016	<0.005	0.00079 (J)	<0.005	<0.005	0.0012 (J)			<0.005
12/8/2016						<0.005	<0.005	
2/15/2017	<0.005	0.00073 (J)		0.00059 (J)				
2/16/2017			<0.005		0.00086 (J)	<0.005	<0.005	<0.005
4/12/2017	0.00057 (J)	0.0009 (J)						
4/13/2017			<0.005	0.00066 (J)	0.00058 (J)	<0.005	<0.005	<0.005
6/27/2017	0.00058 (J)	0.0011 (J)	0.00055 (J)	0.00075 (J)				
6/28/2017					0.0011 (J)	0.00068 (J)	0.00094 (J)	0.00076 (J)
3/27/2018	<0.005	<0.005	<0.005	<0.005				
3/28/2018					0.0015	<0.005	<0.005	<0.005
6/7/2018	<0.005	<0.005	<0.005	<0.005			<0.005	<0.005
6/8/2018					0.002	<0.005		
10/8/2018	0.0007 (J)		0.00054 (J)	0.00075 (J)				<0.005
10/9/2018						0.00058 (J)		
10/16/2018		<0.005						
10/18/2018					0.0031		<0.005	
1/2/2019					<0.005			
2/20/2019	<0.005	0.00075 (J)	<0.005	<0.005	0.003	<0.005	<0.005	<0.005
4/1/2019	0.0012 (J)	0.0016						
4/2/2019			<0.005	<0.005	0.0027	<0.005	<0.005	<0.005
9/17/2019	<0.005	0.0008 (J)	<0.005	<0.005	0.0029	<0.005	0.00037 (J)	<0.005
2/18/2020							0.00032 (J)	<0.005
2/19/2020	<0.005	0.001	<0.005	<0.005		<0.005		
2/20/2020					0.0031			
3/23/2020						<0.005	0.0005 (J)	<0.005
3/24/2020				<0.005				
3/26/2020					0.0047			
3/27/2020	0.0014	0.0016	<0.005					
9/15/2020	<0.005	0.0014	<0.005	<0.005	0.0045	<0.005	0.00051 (J)	<0.005
2/9/2021	<0.005	0.0013	<0.005					
2/10/2021				0.00038 (J)	0.0033	<0.005	0.00059 (J)	<0.005
3/30/2021					0.0028	<0.005	0.00049 (J)	<0.005
3/31/2021		0.0012						
4/1/2021			0.00033 (J)	<0.005				
4/6/2021	<0.005							
8/18/2021				<0.005	0.0028			<0.005
8/19/2021	<0.005	0.0014	<0.005			<0.005	0.00066 (J)	
2/10/2022			<0.005		0.0043			
2/11/2022		0.0021		<0.005		<0.005	0.00081 (J)	<0.005
2/14/2022	<0.005							
8/19/2022	<0.005	0.00066 (J)						
8/22/2022						<0.005	0.00042 (J)	<0.005

ND substitution: RL or RL/2 if <15% NDs.

Confidence Interval

Constituent: Arsenic (mg/L) Analysis Run 4/14/2026 12:42 PM View: Confidence Intervals

Plant Scherer Client: Southern Company Data: Scherer AP

	SGWC-14	SGWC-15	SGWC-16	SGWC-17	SGWC-18	SGWC-19	SGWC-20	SGWC-21
8/23/2022					0.0021			
8/31/2022			<0.005	<0.005				
2/22/2023				<0.005	0.0015	<0.005	0.00046 (J)	
2/23/2023	<0.005	0.0012	<0.005					<0.005
8/7/2023		<0.005		<0.005	0.00093 (J)	<0.005	<0.005	
8/8/2023	<0.005		<0.005					<0.005
2/20/2024						<0.005		
2/26/2024		0.0032	<0.005	<0.005			0.0015	
2/27/2024	<0.005				0.0018			<0.005
8/1/2024	<0.005	0.0018	<0.005			<0.005		
8/2/2024							0.00098 (J)	<0.005
8/5/2024				<0.005	0.0018			
2/19/2025	<0.005		<0.005	<0.005				
2/20/2025		0.0012					<0.005	<0.005
2/21/2025					0.0012	<0.005		
7/23/2025			<0.005	<0.005				
7/24/2025						<0.005	<0.005	
7/25/2025					<0.005			
7/28/2025								<0.005
7/30/2025		<0.005						
7/31/2025	<0.005							
2/17/2026		<0.005					<0.005	
2/18/2026			<0.005	<0.005		<0.005		<0.005
2/19/2026	<0.005							
Mean	0.004291	0.002267	0.004532	0.004111	0.002327	0.004699	0.002662	0.004854
Std. Dev.	0.001587	0.001663	0.001403	0.001773	0.001132	0.001127	0.002166	0.0007873
Upper Lim.	0.005	0.0032	0.005	0.005	0.002845	0.005	0.005	0.005
Lower Lim.	0.0014	0.0011	0.00055	0.0011	0.001808	0.00068	0.00059	0.00076

ND substitution: RL or RL/2 if <15% NDs.

Confidence Interval

Constituent: Arsenic (mg/L) Analysis Run 4/14/2026 12:42 PM View: Confidence Intervals

Plant Scherer Client: Southern Company Data: Scherer AP

	SGWC-22	SGWC-23	PZ-39S	PZ-42I	PZ-69I
5/12/2016	<0.005	<0.005			
6/29/2016	<0.005	<0.005			
8/19/2016	<0.005	<0.005			
10/18/2016	<0.005	<0.005			
12/7/2016	<0.005	<0.005			
2/15/2017		<0.005			
2/16/2017	<0.005				
4/13/2017	0.0006 (J)	0.00061 (J)			
6/28/2017	0.00089 (J)	0.00079 (J)			
3/27/2018		<0.005			
3/28/2018	<0.005				
6/7/2018	<0.005	<0.005			
10/8/2018	<0.005	<0.005			
10/17/2018			0.0019		
10/18/2018				<0.005	
2/19/2019	<0.005	<0.005			
4/2/2019	<0.005	<0.005			
9/18/2019	0.00035 (J)	<0.005			
2/18/2020	0.00034 (J)	<0.005			
3/24/2020	<0.005	<0.005			
9/15/2020	<0.005	<0.005			
2/10/2021	<0.005	<0.005			
3/31/2021	<0.005	<0.005			
8/18/2021	<0.005	<0.005			
2/9/2022			<0.005	<0.005	
2/10/2022	0.00031 (J)	<0.005			0.00059 (J)
8/22/2022	0.00044 (J)	<0.005		0.00049 (J)	
8/23/2022			0.00028 (J)		
8/24/2022					0.00074 (J)
2/23/2023	<0.005	<0.005		<0.005	
2/24/2023			<0.005		0.0007 (J)
8/2/2023			<0.005	<0.005	<0.005
8/7/2023	<0.005				
8/8/2023		<0.005			
2/21/2024	<0.005	<0.005			
2/23/2024					<0.005
2/27/2024			<0.005	<0.005	
8/2/2024	<0.005	<0.005			<0.005
8/5/2024				<0.005	
8/6/2024			<0.005		
2/20/2025	<0.005			<0.005	
2/21/2025		<0.005			
2/24/2025			<0.005		<0.005
7/28/2025	<0.005	<0.005			
7/29/2025			<0.005	<0.005	<0.005
2/19/2026	<0.005	<0.005			
2/20/2026				<0.005	
2/26/2026			<0.005		<0.005
Mean	0.004067	0.004703	0.004218	0.004549	0.003559
Std. Dev.	0.001862	0.001109	0.001692	0.001426	0.002162
Upper Lim.	0.005	0.005	0.005	0.005	0.005
Lower Lim.	0.00089	0.00079	0.0019	0.005	0.00059

ND substitution: RL or RL/2 if <15% NDs.

Confidence Interval

Constituent: Barium (mg/L) Analysis Run 4/14/2026 12:42 PM View: Confidence Intervals

Plant Scherer Client: Southern Company Data: Scherer AP

	SGWC-6	SGWC-7	SGWC-8	SGWC-9	SGWC-10	SGWC-11	SGWC-12	SGWC-13
5/11/2016	0.0933	0.295	0.251	0.0494	0.0294	0.038	0.0324	
5/12/2016								0.0198
6/27/2016	0.101	0.353	0.205					
6/28/2016					0.0293	0.0363	0.0321	0.0208
6/29/2016				0.0535				
8/17/2016	0.094	0.29	0.16		0.029	0.033		
8/18/2016							0.03	0.022
8/22/2016				0.049				
10/17/2016	0.11		0.17		0.027	0.035	0.032	0.024
10/18/2016		0.29		0.049				
12/6/2016	0.11	0.31	0.16		0.03	0.035	0.032	0.025
12/7/2016				0.048				
2/14/2017	0.056	0.3	0.18					
2/15/2017					0.025	0.036	0.036	0.026
2/16/2017				0.056				
4/12/2017	0.048	0.3	0.18		0.028	0.038	0.037	0.029
4/13/2017				0.063				
6/27/2017	0.058	0.36	0.18	0.067	0.034	0.042	0.042	0.031
3/27/2018	0.021	0.27	0.17		0.031	0.039	0.043	0.029
3/28/2018				0.069				
6/6/2018	0.014	0.24	0.18	0.069	0.027	0.041	0.048	
6/7/2018								0.032
10/8/2018	0.069						0.049	0.033
10/9/2018		0.28	0.17	0.077	0.032			
10/16/2018						0.037		
2/20/2019	0.052	0.28	0.2	0.077	0.036	0.044	0.054	0.041
4/1/2019		0.24	0.19	0.071	0.039	0.041	0.051	0.038
4/2/2019	0.069							
9/16/2019	0.13			0.077		0.045	0.052	
9/17/2019		0.23	0.19		0.029			0.036
2/18/2020	0.083	0.25	0.17			0.044		
2/19/2020				0.065	0.027		0.053	0.033
3/25/2020	0.12		0.19	0.066	0.036	0.046		
3/26/2020		0.23					0.051	
3/27/2020								0.034
9/14/2020	0.14	0.27	0.18	0.059	0.027	0.042	0.057	0.039
2/9/2021	0.12	0.26	0.18	0.054	0.028	0.043	0.058	0.036
3/31/2021				0.061	0.036			
4/1/2021	0.12	0.26	0.17					
4/7/2021						0.046	0.058	0.037
8/18/2021	0.13	0.24	0.16					
8/19/2021				0.043	0.025	0.045		0.036
8/20/2021							0.057	
2/9/2022	0.13	0.21						
2/10/2022			0.18	0.047		0.045	0.057	
2/11/2022					0.025			0.034
8/18/2022		0.2	0.16	0.05		0.044	0.056	0.036
8/19/2022	0.15				0.027			
2/22/2023	0.12	0.22	0.13	0.044	0.038	0.044		
2/23/2023							0.058	0.035
8/1/2023	0.14							
8/2/2023						0.048		0.036

Confidence Interval

Constituent: Barium (mg/L) Analysis Run 4/14/2026 12:42 PM View: Confidence Intervals

Plant Scherer Client: Southern Company Data: Scherer AP

	SGWC-6	SGWC-7	SGWC-8	SGWC-9	SGWC-10	SGWC-11	SGWC-12	SGWC-13
8/7/2023				0.049	0.032		0.053	
8/8/2023		0.24	0.13					
2/20/2024	0.13							
2/21/2024		0.22	0.12	0.046				
2/23/2024					0.036	0.062	0.073	0.043
7/31/2024		0.25						
8/1/2024	0.17		0.13	0.046		0.059	0.072	0.048
8/5/2024					0.041			
2/19/2025		0.25	0.14	0.035	0.043		0.075	0.044
2/20/2025	0.17					0.072		
7/29/2025	0.17							
7/30/2025		0.27	0.14	0.066	0.055			0.047
7/31/2025						0.087	0.073	
2/18/2026						0.1	0.088	0.041
2/19/2026	0.19		0.14					
2/20/2026		0.23						
2/25/2026				0.036				
Mean	0.1072	0.2634	0.1692	0.05662	0.0322	0.04715	0.05205	0.03399
Std. Dev.	0.04514	0.03875	0.02736	0.01209	0.006733	0.0154	0.01472	0.007428
Upper Lim.	0.1279	0.2811	0.1817	0.06216	0.0348	0.046	0.05879	0.03739
Lower Lim.	0.0865	0.2456	0.1566	0.05108	0.02899	0.038	0.04531	0.03058

Confidence Interval

Constituent: Barium (mg/L) Analysis Run 4/14/2026 12:42 PM View: Confidence Intervals

Plant Scherer Client: Southern Company Data: Scherer AP

	SGWC-14	SGWC-15	SGWC-16	SGWC-17	SGWC-18	SGWC-19	SGWC-20	SGWC-21
5/12/2016	0.067	0.041	0.0163	0.0157			0.0436	0.0914
5/13/2016					0.0138	0.0507		
6/28/2016	0.0668	0.0435	0.0165					
6/29/2016				0.0161		0.0485	0.0466	0.0933
6/30/2016					0.0145			
8/18/2016	0.06	0.043	0.017	0.016				
8/22/2016					0.014	0.044	0.038	0.086
10/17/2016	0.06							
10/18/2016		0.041	0.017			0.042	0.039	0.093
10/19/2016				0.023	0.016			
12/7/2016	0.063	0.042	0.017	0.018	0.015			0.096
12/8/2016						0.045	0.038	
2/15/2017	0.061	0.038		0.02				
2/16/2017			0.017		0.013	0.04	0.034	0.091
4/12/2017	0.062	0.038						
4/13/2017			0.019	0.019	0.012	0.037	0.028	0.088
6/27/2017	0.06	0.041	0.02	0.019				
6/28/2017					0.012	0.04	0.03	0.094
3/27/2018	0.055	0.035	0.021	0.02				
3/28/2018					0.029	0.034	0.027	0.09
6/7/2018	0.057	0.035	0.022	0.02			0.029	0.092
6/8/2018					0.032	0.035		
10/8/2018	0.053		0.025	0.021				0.092
10/9/2018						0.037		
10/16/2018		0.031						
10/18/2018					0.033		0.027	
1/2/2019					0.027			
2/20/2019	0.053	0.036	0.027	0.023	0.034	0.036	0.03	0.1
4/1/2019	0.054	0.034						
4/2/2019			0.023	0.02	0.028	0.03	0.023	0.087
9/17/2019	0.048	0.034	0.029	0.025	0.026	0.035	0.025	0.097
2/18/2020							0.023	0.11
2/19/2020	0.047	0.031	0.029	0.022		0.034		
2/20/2020					0.023			
3/23/2020						0.032	0.024	0.1
3/24/2020				0.024				
3/26/2020					0.02			
3/27/2020	0.049	0.028	0.027					
9/15/2020	0.05	0.031	0.031	0.025	0.02	0.034	0.024	0.13
2/9/2021	0.046	0.029	0.03					
2/10/2021				0.023	0.016	0.031	0.023	0.12
3/30/2021					0.015	0.03	0.021	0.12
3/31/2021		0.028						
4/1/2021			0.029	0.022				
4/6/2021	0.048							
8/18/2021				0.024	0.022			0.12
8/19/2021	0.042	0.027	0.029			0.027	0.02	
2/10/2022			0.034		0.013			
2/11/2022		0.027		0.025		0.032	0.022	0.11
2/14/2022	0.047							
8/19/2022	0.048	0.025						
8/22/2022						0.023	0.021	0.1

Confidence Interval

Constituent: Barium (mg/L) Analysis Run 4/14/2026 12:42 PM View: Confidence Intervals

Plant Scherer Client: Southern Company Data: Scherer AP

	SGWC-14	SGWC-15	SGWC-16	SGWC-17	SGWC-18	SGWC-19	SGWC-20	SGWC-21
8/23/2022					0.012			
8/31/2022			0.033	0.033				
2/22/2023				0.024	0.0098 (J)	0.022	0.018	
2/23/2023	0.038	0.023	0.035					0.1
8/7/2023		0.031		0.026	0.0092 (J)	0.022	0.02	
8/8/2023	0.045		0.043					0.12
2/20/2024						0.024		
2/26/2024		0.028	0.05	0.029			0.021	
2/27/2024	0.042				0.01			0.12
8/1/2024	0.037	0.028	0.054			0.025		
8/2/2024							0.023	0.13
8/5/2024				0.025	0.011			
2/19/2025	0.032		0.059	0.032				
2/20/2025		0.025					0.022	0.12
2/21/2025					0.0093 (J)	0.024		
7/23/2025			0.059	0.031				
7/24/2025						0.023	0.021	
7/25/2025					0.011			
7/28/2025								0.12
7/30/2025		0.025						
7/31/2025	0.031							
2/17/2026		0.026					0.019	
2/18/2026			0.067	0.034		0.021		0.12
2/19/2026	0.025							
Mean	0.04989	0.03257	0.03089	0.02327	0.01795	0.03304	0.0269	0.1045
Std. Dev.	0.01075	0.006245	0.01431	0.004916	0.007802	0.008284	0.007654	0.01421
Upper Lim.	0.05481	0.03543	0.03525	0.02552	0.02072	0.03684	0.02927	0.12
Lower Lim.	0.04496	0.02971	0.02362	0.02102	0.014	0.02925	0.02309	0.092

Confidence Interval

Constituent: Barium (mg/L) Analysis Run 4/14/2026 12:42 PM View: Confidence Intervals

Plant Scherer Client: Southern Company Data: Scherer AP

	SGWC-22	SGWC-23	PZ-13S	PZ-14S	PZ-17I	PZ-39S	PZ-40I	PZ-41S
5/12/2016	0.1	0.0959						
6/29/2016	0.0991	0.0957						
8/19/2016	0.096	0.093						
10/18/2016	0.096	0.093						
12/7/2016	0.09	0.09						
2/15/2017		0.09						
2/16/2017	0.091							
4/13/2017	0.091	0.081						
6/28/2017	0.1	0.085						
3/27/2018		0.076						
3/28/2018	0.084							
6/7/2018	0.084	0.082						
10/8/2018	0.084	0.077						
10/17/2018						0.02		
10/18/2018					0.055		0.089	0.059
1/10/2019				0.032				
2/19/2019	0.075	0.064						
4/2/2019	0.076	0.068						
9/18/2019	0.078	0.068						
2/13/2020				0.036				
2/18/2020	0.085	0.065						
2/19/2020								0.032
3/24/2020	0.081	0.065						
9/15/2020	0.083	0.064						
2/10/2021	0.078	0.066						
3/31/2021	0.072	0.059						
8/18/2021	0.074	0.056						
2/8/2022			0.049	0.033				
2/9/2022					0.06	0.04		0.026
2/10/2022	0.07	0.064					0.042	
8/22/2022	0.075	0.056						
8/23/2022				0.034		0.039	0.055	
8/24/2022			0.046		0.058			0.025
2/23/2023	0.082	0.06	0.049	0.036	0.062			0.026
2/24/2023						0.045	0.039	
8/1/2023				0.034	0.054		0.038	
8/2/2023			0.046			0.043		0.023
8/7/2023	0.074							
8/8/2023		0.058						
2/21/2024	0.075	0.056	0.049					
2/26/2024					0.068			
2/27/2024						0.042	0.036	0.025
2/28/2024				0.037				
8/1/2024					0.063			
8/2/2024	0.08	0.06						
8/5/2024			0.043	0.031			0.033	
8/6/2024						0.038		0.023
2/19/2025			0.041	0.038				
2/20/2025	0.071						0.033	
2/21/2025		0.064			0.06			0.024
2/24/2025						0.043		
7/28/2025	0.064	0.052						

Confidence Interval

Constituent: Barium (mg/L) Analysis Run 4/14/2026 12:42 PM View: Confidence Intervals

Plant Scherer Client: Southern Company Data: Scherer AP

	SGWC-22	SGWC-23	PZ-13S	PZ-14S	PZ-17I	PZ-39S	PZ-40I	PZ-41S
7/29/2025				0.034	0.057	0.042	0.031	0.023
7/30/2025			0.043					
2/18/2026					0.054		0.033	0.021
2/19/2026	0.062	0.056		0.031				
2/26/2026						0.039		
2/27/2026			0.043					
Mean	0.08173	0.07102	0.04544	0.03418	0.0591	0.0391	0.0429	0.02791
Std. Dev.	0.01038	0.01405	0.003087	0.002359	0.004458	0.007062	0.01762	0.01069
Upper Lim.	0.08648	0.07659	0.04842	0.03615	0.06308	0.04362	0.055	0.032
Lower Lim.	0.07697	0.0641	0.04246	0.03222	0.05512	0.03609	0.033	0.023

Confidence Interval

Constituent: Barium (mg/L) Analysis Run 4/14/2026 12:42 PM View: Confidence Intervals

Plant Scherer Client: Southern Company Data: Scherer AP

	PZ-42I	PZ-43S	PZ-44I	PZ-69I	PZ-29S	PZ-30I
10/16/2018			0.014			
10/18/2018	0.1	0.12				
1/3/2019						0.062
1/8/2019					0.021	
2/13/2020						0.081
2/14/2020					0.031	
2/9/2022	0.056	0.085	0.0078 (J)			
2/10/2022				0.14		
8/22/2022	0.052					
8/24/2022		0.07	0.0079 (J)	0.13		
2/23/2023	0.052					
2/24/2023		0.076		0.16		
2/28/2023			0.008 (J)			
8/2/2023	0.05	0.074	0.0092 (J)	0.17		
2/23/2024			0.009 (J)	0.19		
2/27/2024	0.05	0.074				
8/1/2024			0.01			
8/2/2024		0.075		0.19		
8/5/2024	0.051					
2/20/2025	0.047					
2/24/2025		0.07	0.0099 (J)	0.18		
7/29/2025	0.047	0.052	0.012	0.17		
10/8/2025					0.034	0.071
2/20/2026	0.041		0.012			
2/26/2026		0.065		0.15	0.039	0.065
Mean	0.0546	0.0761	0.00998	0.1644	0.03125	0.06975
Std. Dev.	0.01644	0.01762	0.002079	0.02128	0.007588	0.008382
Upper Lim.	0.056	0.0908	0.01183	0.185	0.04848	0.08878
Lower Lim.	0.047	0.06121	0.008125	0.1439	0.01402	0.05072

Confidence Interval

Constituent: Beryllium (mg/L) Analysis Run 4/14/2026 12:42 PM View: Confidence Intervals

Plant Scherer Client: Southern Company Data: Scherer AP

	SGWC-6	SGWC-7	SGWC-8	SGWC-9	SGWC-10	SGWC-11	SGWC-13	SGWC-14
5/11/2016	<0.001	<0.001	<0.001	<0.001	<0.0025	<0.001		
5/12/2016							<0.001	<0.001
6/27/2016	<0.001	<0.001	<0.001					
6/28/2016					<0.0025	<0.001	<0.001	<0.001
6/29/2016				<0.001				
8/17/2016	<0.001	<0.001	<0.001		<0.0025	<0.001		
8/18/2016							<0.001	<0.001
8/22/2016				<0.001				
10/17/2016	<0.001		<0.001		<0.0025	<0.001	<0.001	<0.001
10/18/2016		<0.001		<0.001				
12/6/2016	<0.001	<0.001	<0.001		<0.0025	<0.001	<0.001	
12/7/2016				<0.001				<0.001
2/14/2017	<0.001	<0.001	<0.001					
2/15/2017					<0.0025	<0.001	<0.001	<0.001
2/16/2017				<0.001				
4/12/2017	<0.001	<0.001	<0.001		<0.0025	<0.001	<0.001	<0.001
4/13/2017				<0.001				
6/27/2017	<0.001	<0.001	<0.001	<0.001	<0.0025	<0.001	<0.001	<0.001
3/27/2018	<0.001	<0.001	<0.001		<0.0025	<0.001	<0.001	<0.001
3/28/2018				<0.001				
6/6/2018	<0.001	<0.001	<0.001	<0.001	<0.0025	<0.001		
6/7/2018							<0.001	<0.001
10/8/2018	<0.001						<0.001	<0.001
10/9/2018		<0.001	<0.001	<0.001	<0.0025			
10/16/2018						<0.001		
2/20/2019	<0.001	<0.001	<0.001	<0.001	<0.0025	<0.001	<0.001	<0.001
4/1/2019		<0.001	<0.001	<0.001	<0.0025	<0.001	<0.001	<0.001
4/2/2019	<0.001							
9/16/2019	<0.001			<0.001		<0.001		
9/17/2019		<0.001	0.00019 (J)		<0.0025		<0.001	<0.001
2/18/2020	<0.001	<0.001	<0.001			<0.001		
2/19/2020				<0.001	0.00026 (J)		<0.001	<0.001
3/25/2020	0.0002 (J)		0.0003 (J)	<0.001	<0.0025	<0.001		
3/26/2020		<0.001						
3/27/2020							<0.001	0.00053 (J)
9/14/2020	<0.001	<0.001	<0.001	<0.001	<0.0025	<0.001	<0.001	
9/15/2020								0.0002 (J)
2/9/2021	<0.001	<0.001	<0.001	<0.001	<0.0025	<0.001	<0.001	<0.001
3/31/2021				<0.001	<0.0025			
4/1/2021	<0.001	<0.001	<0.001					
4/6/2021								<0.001
4/7/2021						<0.001	<0.001	
8/18/2021	<0.001	<0.001	<0.001					
8/19/2021				<0.001	<0.0025	<0.001	<0.001	<0.001
2/9/2022	<0.001	<0.001						
2/10/2022			<0.001	<0.001		<0.001		
2/11/2022					<0.0025		<0.001	
2/14/2022								<0.001
8/18/2022		<0.001	<0.001	<0.001		<0.001	<0.001	
8/19/2022	<0.001				<0.0025			<0.001
2/22/2023	<0.001	<0.001	<0.001	<0.001	<0.0025	<0.001		
2/23/2023							<0.001	<0.001

ND substitution: RL or RL/2 if <15% NDs.

Confidence Interval

Constituent: Beryllium (mg/L) Analysis Run 4/14/2026 12:42 PM View: Confidence Intervals

Plant Scherer Client: Southern Company Data: Scherer AP

	SGWC-6	SGWC-7	SGWC-8	SGWC-9	SGWC-10	SGWC-11	SGWC-13	SGWC-14
8/1/2023	<0.001							
8/2/2023						<0.001	<0.001	
8/7/2023				<0.001	<0.0025			
8/8/2023		<0.001	<0.001					<0.001
2/20/2024	<0.001							
2/21/2024		0.00033 (J)	<0.001	<0.001				
2/23/2024					<0.0025	<0.001	<0.001	
2/27/2024								<0.001
7/31/2024		<0.001						
8/1/2024	<0.001		<0.001	<0.001		<0.001	<0.001	<0.001
8/5/2024					<0.0025			
2/19/2025		<0.001	<0.001	<0.001	<0.0025		<0.001	<0.001
2/20/2025	<0.001					<0.001		
7/29/2025	<0.001							
7/30/2025		0.00021 (J)	0.00057 (J)	0.00032 (J)	0.00048 (J)		0.00039 (J)	
7/31/2025						0.00032 (J)		0.00022 (J)
2/18/2026						<0.001	<0.001	
2/19/2026	<0.001		<0.001					<0.001
2/20/2026		<0.001						
2/25/2026				<0.001				
Mean	0.0009724	0.0009497	0.0009331	0.0009766	0.002348	0.0009766	0.000979	0.0009293
Std. Dev.	0.0001486	0.0001889	0.0002071	0.0001263	0.0005594	0.0001263	0.0001133	0.0002175
Upper Lim.	0.001	0.001	0.001	0.001	0.0025	0.001	0.001	0.001
Lower Lim.	0.0002	0.00033	0.00057	0.00032	0.00048	0.00032	0.00039	0.00053

ND substitution: RL or RL/2 if <15% NDs.

Confidence Interval

Constituent: Beryllium (mg/L) Analysis Run 4/14/2026 12:42 PM View: Confidence Intervals

Plant Scherer Client: Southern Company Data: Scherer AP

	SGWC-15	SGWC-16	SGWC-17	SGWC-18	SGWC-19	SGWC-20	SGWC-22
5/12/2016	<0.0025	<0.001	<0.001			0.000742 (J)	<0.001
5/13/2016				<0.0025	<0.001		
6/28/2016	0.0003 (J)	<0.001					
6/29/2016			<0.001		0.0002 (J)	0.0007 (J)	<0.001
6/30/2016				0.0003 (J)			
8/18/2016	0.00037 (J)	<0.001	<0.001				
8/19/2016							<0.001
8/22/2016				<0.0025	<0.001	0.00074 (J)	
10/18/2016	<0.0025	<0.001			<0.001	0.00075 (J)	<0.001
10/19/2016			<0.001	<0.0025			
12/7/2016	<0.0025	<0.001	<0.001	<0.0025			<0.001
12/8/2016					<0.001	0.00093 (J)	
2/15/2017	0.00037 (J)		<0.001				
2/16/2017		<0.001		<0.0025	<0.001	0.00091 (J)	<0.001
4/12/2017	0.00035 (J)						
4/13/2017		<0.001	<0.001	<0.0025	<0.001	0.00065 (J)	<0.001
6/27/2017	0.0004 (J)	<0.001	<0.001				
6/28/2017				<0.0025	<0.001	0.00073 (J)	<0.001
3/27/2018	0.00041 (J)	<0.001	<0.001				
3/28/2018				0.00036 (J)	<0.001	0.00079 (J)	<0.001
6/7/2018	0.00038 (J)	<0.001	<0.001			0.00086 (J)	<0.001
6/8/2018				0.00035 (J)	<0.001		
10/8/2018		<0.001	<0.001				<0.001
10/9/2018					<0.001		
10/16/2018	0.0004 (J)						
10/18/2018				<0.0025		0.00079 (J)	
1/2/2019				<0.0025			
2/19/2019							<0.001
2/20/2019	0.00042 (J)	<0.001	<0.001	0.00033 (J)	0.00016 (J)	0.00077 (J)	
4/1/2019	0.00034 (J)						
4/2/2019		<0.001	<0.001	<0.0025	<0.001	0.00043 (J)	<0.001
9/17/2019	0.00046 (J)	<0.001	<0.001	0.00035 (J)	<0.001	0.00057 (J)	
9/18/2019							<0.001
2/18/2020						0.00052 (J)	<0.001
2/19/2020	0.00045 (J)	<0.001	<0.001		<0.001		
2/20/2020				0.00049 (J)			
3/23/2020					<0.001	0.00077 (J)	
3/24/2020			<0.001				<0.001
3/26/2020				0.00033 (J)			
3/27/2020	0.00059 (J)	<0.001					
9/15/2020	0.00053 (J)	<0.001	<0.001	0.0003 (J)	0.00018 (J)	0.00078 (J)	0.00033 (J)
2/9/2021	0.00044 (J)	<0.001					
2/10/2021			0.00028 (J)	0.00036 (J)	0.00019 (J)	0.0009 (J)	<0.001
3/30/2021				0.00025 (J)	0.00018 (J)	0.00058 (J)	
3/31/2021	0.00045 (J)						<0.001
4/1/2021		<0.001	<0.001				
8/18/2021			<0.001	0.00035 (J)			<0.001
8/19/2021	0.00033 (J)	<0.001			<0.001	0.00091 (J)	
2/10/2022		<0.001		<0.0025			<0.001
2/11/2022	0.0004 (J)		<0.001		<0.001	0.00074 (J)	
8/19/2022	0.00039 (J)						
8/22/2022					<0.001	0.00062 (J)	<0.001

ND substitution: RL or RL/2 if <15% NDs.

Confidence Interval

Constituent: Beryllium (mg/L) Analysis Run 4/14/2026 12:42 PM View: Confidence Intervals

Plant Scherer Client: Southern Company Data: Scherer AP

	SGWC-15	SGWC-16	SGWC-17	SGWC-18	SGWC-19	SGWC-20	SGWC-22
8/23/2022				<0.0025			
8/31/2022		<0.001	<0.001				
2/22/2023			<0.001	<0.0025	<0.001	0.00044 (J)	
2/23/2023	0.00038 (J)	<0.001					<0.001
8/7/2023	0.00046 (J)		<0.001	0.0002 (J)	<0.001	0.00052 (J)	<0.001
8/8/2023		<0.001					
2/20/2024					<0.001		
2/21/2024							<0.001
2/26/2024	0.00051 (J)	<0.001	<0.001			0.001 (J)	
2/27/2024				<0.0025			
8/1/2024	0.00052 (J)	<0.001			0.00022 (J)		
8/2/2024						0.00087 (J)	<0.001
8/5/2024			<0.001	<0.0025			
2/19/2025		<0.001	<0.001				
2/20/2025	0.00054 (J)					0.0011 (J)	<0.001
2/21/2025				<0.0025	<0.001		
7/23/2025		0.00044 (J)	<0.001				
7/24/2025					0.00018 (J)	0.00055 (J)	
7/25/2025				0.00018 (J)			
7/28/2025							<0.001
7/30/2025	0.0011						
2/17/2026	0.00051 (J)					0.00096 (J)	
2/18/2026		<0.001	<0.001		<0.001		
2/19/2026							<0.001
Mean	0.0005362	0.0009807	0.0009752	0.001522	0.0008038	0.0007456	0.0009769
Std. Dev.	0.0002846	0.000104	0.0001337	0.001105	0.0003541	0.0001692	0.0001244
Upper Lim.	0.00052	0.001	0.001	0.0025	0.001	0.0008231	0.001
Lower Lim.	0.00038	0.00044	0.00028	0.00035	0.00022	0.0006681	0.00033

ND substitution: RL or RL/2 if <15% NDs.

Confidence Interval

Constituent: Cadmium (mg/L) Analysis Run 4/14/2026 12:42 PM View: Confidence Intervals

Plant Scherer Client: Southern Company Data: Scherer AP

	SGWC-6	SGWC-8	SGWC-11	SGWC-14	SGWC-15	SGWC-16	SGWC-18	SGWC-19
5/11/2016	<0.0007	<0.0007	<0.0007					
5/12/2016				0.000136 (J)	0.000265 (J)	<0.0007		
5/13/2016							0.00016 (J)	<0.0007
6/27/2016	<0.0007	<0.0007						
6/28/2016			<0.0007	<0.0007	0.0003 (J)	<0.0007		
6/29/2016								<0.0007
6/30/2016							0.0002 (J)	
8/17/2016	<0.0007	<0.0007	<0.0007					
8/18/2016				<0.0007	<0.0025	<0.0007		
8/22/2016							<0.0025	<0.0007
10/17/2016	<0.0007	<0.0007	<0.0007	<0.0007				
10/18/2016					<0.0025	<0.0007		<0.0007
10/19/2016							<0.0025	
12/6/2016	<0.0007	<0.0007	<0.0007					
12/7/2016				<0.0007	<0.0025	<0.0007	<0.0025	
12/8/2016								<0.0007
2/14/2017	<0.0007	<0.0007						
2/15/2017			<0.0007	<0.0007	0.00044 (J)			
2/16/2017						<0.0007	<0.0025	0.00036 (J)
4/12/2017	<0.0007	<0.0007	<0.0007	<0.0007	<0.0025			
4/13/2017						<0.0007	<0.0025	<0.0007
6/27/2017	<0.0007	<0.0007	<0.0007	<0.0007	<0.0025	<0.0007		
6/28/2017							<0.0025	<0.0007
3/27/2018	<0.0007	<0.0007	<0.0007	<0.0007	<0.0025	<0.0007		
3/28/2018							<0.0025	<0.0007
10/8/2018	<0.0007			<0.0007		<0.0007		
10/9/2018		<0.0007						<0.0007
10/16/2018			<0.0007		<0.0025			
10/18/2018							<0.0025	
2/20/2019	<0.0007	<0.0007	<0.0007	<0.0007	0.00033 (J)	<0.0007	0.00023 (J)	<0.0007
4/1/2019		<0.0007	<0.0007	<0.0007	<0.0025			
4/2/2019	<0.0007					<0.0007	<0.0025	<0.0007
9/16/2019	<0.0007		<0.0007					
9/17/2019		<0.0007		<0.0007	0.00034 (J)	<0.0007	0.00018 (J)	<0.0007
2/18/2020	<0.0007	<0.0007	<0.0007					
2/19/2020				<0.0007	0.0003 (J)	<0.0007		<0.0007
2/20/2020							0.00032 (J)	
3/23/2020								<0.0007
3/25/2020	0.00022 (J)	0.00031 (J)	<0.0007					
3/26/2020							<0.0025	
3/27/2020				0.00057 (J)	0.00042 (J)	<0.0007		
9/14/2020	<0.0007	<0.0007	<0.0007					
9/15/2020				<0.0007	0.00032 (J)	<0.0007	<0.0025	<0.0007
2/9/2021	<0.0007	<0.0007	<0.0007	<0.0007	0.0003 (J)	<0.0007		
2/10/2021							0.00035 (J)	<0.0007
3/30/2021							<0.0025	<0.0007
3/31/2021					0.00027 (J)			
4/1/2021	<0.0007	<0.0007				<0.0007		
4/6/2021				<0.0007				
4/7/2021			<0.0007					
8/18/2021	<0.0007	<0.0007					<0.0025	
8/19/2021			0.00022 (J)	<0.0007	0.00026 (J)	<0.0007		<0.0007

ND substitution: RL or RL/2 if <15% NDs.

Confidence Interval

Constituent: Cadmium (mg/L) Analysis Run 4/14/2026 12:42 PM View: Confidence Intervals

Plant Scherer Client: Southern Company Data: Scherer AP

	SGWC-6	SGWC-8	SGWC-11	SGWC-14	SGWC-15	SGWC-16	SGWC-18	SGWC-19
2/9/2022	<0.0007							
2/10/2022		<0.0007	<0.0007			<0.0007	<0.0025	
2/11/2022					0.00024 (J)			<0.0007
2/14/2022				<0.0007				
8/18/2022		<0.0007	<0.0007					
8/19/2022	<0.0007			<0.0007	0.00024 (J)			
8/22/2022								<0.0007
8/23/2022							<0.0025	
8/31/2022						<0.0007		
2/22/2023	<0.0007	<0.0007	<0.0007				<0.0025	<0.0007
2/23/2023				<0.0007	0.00023 (J)	<0.0007		
8/1/2023	<0.0007							
8/2/2023			<0.0007					
8/7/2023					0.00046 (J)		0.00024 (J)	0.0001 (J)
8/8/2023		<0.0007		0.00011 (J)		<0.0007		
2/20/2024	<0.0007							<0.0007
2/21/2024		<0.0007						
2/23/2024			<0.0007					
2/26/2024					0.00047 (J)	<0.0007		
2/27/2024				<0.0007			0.00032 (J)	
8/1/2024	<0.0007	<0.0007	<0.0007	8E-05 (J)	0.00033 (J)	<0.0007		<0.0007
8/5/2024							0.00013 (J)	
2/19/2025		<0.0007		0.00011 (J)		<0.0007		
2/20/2025	<0.0007		<0.0007		0.00024 (J)			
2/21/2025							<0.0025	<0.0007
7/23/2025						0.00042 (J)		
7/24/2025								<0.0007
7/25/2025							0.00072	
7/29/2025	<0.0007							
7/30/2025		<0.0007			0.0004 (J)			
7/31/2025			<0.0007	<0.0007				
2/17/2026					0.00064 (J)			
2/18/2026			<0.0007			<0.0007		<0.0007
2/19/2026	<0.0007	<0.0007		<0.0007				
Mean	0.0006829	0.0006861	0.0006829	0.0006109	0.000957	0.00069	0.00168	0.0006664
Std. Dev.	9.071E-05	7.37E-05	9.071E-05	0.0002102	0.0009976	5.292E-05	0.001095	0.0001282
Upper Lim.	0.0007	0.0007	0.0007	0.0007	0.00064	0.0007	0.0025	0.0007
Lower Lim.	0.00022	0.00031	0.00022	0.00057	0.00027	0.00042	0.00032	0.00036

ND substitution: RL or RL/2 if <15% NDs.

Confidence Interval

Constituent: Cadmium (mg/L) Analysis Run 4/14/2026 12:42 PM View: Confidence Intervals

Plant Scherer Client: Southern Company Data: Scherer AP

	SGWC-20	SGWC-21
5/12/2016	0.000108 (J)	<0.0007
6/29/2016	0.0001 (J)	<0.0007
8/22/2016	<0.0007	<0.0007
10/18/2016	<0.0007	<0.0007
12/7/2016		<0.0007
12/8/2016	<0.0007	
2/16/2017	<0.0007	0.00039 (J)
4/13/2017	<0.0007	<0.0007
6/28/2017	<0.0007	<0.0007
3/28/2018	<0.0007	<0.0007
10/8/2018		<0.0007
10/18/2018	<0.0007	
2/20/2019	<0.0007	<0.0007
4/2/2019	<0.0007	<0.0007
9/17/2019	<0.0007	<0.0007
2/18/2020	<0.0007	<0.0007
3/23/2020	<0.0007	<0.0007
9/15/2020	<0.0007	<0.0007
2/10/2021	<0.0007	<0.0007
3/30/2021	<0.0007	<0.0007
8/18/2021		<0.0007
8/19/2021	<0.0007	
2/11/2022	<0.0007	<0.0007
8/22/2022	<0.0007	<0.0007
2/22/2023	<0.0007	
2/23/2023		<0.0007
8/7/2023	0.00013 (J)	
8/8/2023		<0.0007
2/26/2024	0.00015 (J)	
2/27/2024		<0.0007
8/2/2024	<0.0007	<0.0007
2/20/2025	9E-05 (J)	<0.0007
7/24/2025	<0.0007	
7/28/2025		<0.0007
2/17/2026	<0.0007	
2/18/2026		<0.0007
Mean	0.0005956	0.0006889
Std. Dev.	0.0002281	5.858E-05
Upper Lim.	0.0007	0.0007
Lower Lim.	0.00015	0.00039

ND substitution: RL or RL/2 if <15% NDs.

Confidence Interval

Constituent: Chromium (mg/L) Analysis Run 4/14/2026 12:42 PM View: Confidence Intervals

Plant Scherer Client: Southern Company Data: Scherer AP

	SGWC-7	SGWC-8	SGWC-9	SGWC-10	SGWC-12	SGWC-13	SGWC-14	SGWC-15
5/11/2016	<0.005	<0.005	<0.005	<0.005	<0.005			
5/12/2016						<0.005	<0.005	0.0335
6/27/2016	<0.005	<0.005						
6/28/2016				<0.005	<0.005	<0.005	0.0008 (J)	0.0339
6/29/2016			<0.005					
8/17/2016	<0.005	<0.005		<0.005				
8/18/2016					<0.005	<0.005	<0.005	0.034
8/22/2016			<0.005					
10/17/2016		<0.005		<0.005	0.0023 (J)	<0.005	0.0012 (J)	
10/18/2016	<0.005		<0.005					0.033
12/6/2016	<0.005	<0.005		<0.005	<0.005	<0.005		
12/7/2016			<0.005				0.0012 (J)	0.032
2/14/2017	<0.005	<0.005						
2/15/2017				<0.005	<0.005	<0.005	<0.005	0.03
2/16/2017			<0.005					
4/12/2017	<0.005	0.0011 (J)		<0.005	<0.005	<0.005	<0.005	0.035
4/13/2017			<0.005					
6/27/2017	<0.005	<0.005	<0.005	<0.005	<0.005	<0.005	<0.005	0.035
3/27/2018	<0.005	0.0012 (J)		<0.005	<0.005	<0.005	<0.005	0.031
3/28/2018			<0.005					
6/6/2018	<0.005	0.0013 (J)	<0.005	<0.005	<0.005			
6/7/2018						<0.005	<0.005	0.032
10/8/2018					<0.005	<0.005	<0.005	
10/9/2018	<0.005	0.0016 (J)	<0.005	<0.005				
10/16/2018								0.032
2/20/2019	<0.005	0.0021 (J)	<0.005	<0.005	<0.005	<0.005	0.0016 (J)	0.038
4/1/2019	<0.005	0.0013 (J)	<0.005	<0.005	<0.005	<0.005	<0.005	0.032
9/16/2019			<0.005		<0.005			
9/17/2019	<0.005	0.0031		<0.005		0.0017 (J)	0.0026	0.037
2/18/2020	<0.005	0.0015 (J)						
2/19/2020			<0.005	<0.005	<0.005	<0.005	<0.005	0.038
3/25/2020		<0.005	<0.005	<0.005				
3/26/2020	<0.005				<0.005			
3/27/2020						<0.005	0.0019 (J)	0.034
9/14/2020	<0.005	<0.005	<0.005	<0.005	<0.005	<0.005		
9/15/2020							<0.005	0.034
2/9/2021	<0.005	<0.005	<0.005	<0.005	<0.005	<0.005	<0.005	0.035
3/31/2021			<0.005	<0.005				0.034
4/1/2021	<0.005	<0.005						
4/6/2021							<0.005	
4/7/2021					<0.005	<0.005		
8/18/2021	0.0026	<0.005						
8/19/2021			<0.005	<0.005		<0.005	<0.005	0.032
8/20/2021					<0.005			
2/9/2022	<0.005							
2/10/2022		<0.005	<0.005		<0.005			
2/11/2022				<0.005		<0.005		0.032
2/14/2022							<0.005	
8/18/2022	<0.005	0.055	<0.005		<0.005	<0.005		
8/19/2022				<0.005			0.0066	0.032
2/22/2023	<0.005	0.0023	<0.005	<0.005				
2/23/2023					<0.005	<0.005	<0.005	0.029

ND substitution: RL or RL/2 if <15% NDs.

Confidence Interval

Constituent: Chromium (mg/L) Analysis Run 4/14/2026 12:42 PM View: Confidence Intervals

Plant Scherer Client: Southern Company Data: Scherer AP

	SGWC-7	SGWC-8	SGWC-9	SGWC-10	SGWC-12	SGWC-13	SGWC-14	SGWC-15
8/2/2023						<0.005		
8/7/2023			0.0039	0.0012 (J)	<0.005			0.035
8/8/2023	<0.005	0.0028					0.0012 (J)	
2/21/2024	0.002	0.0054	0.0017 (J)					
2/23/2024				<0.005	<0.005	<0.005		
2/26/2024								0.035
2/27/2024							0.0014 (J)	
7/31/2024	<0.005							
8/1/2024		0.0032	<0.005		<0.005	<0.005	<0.005	0.037
8/5/2024				<0.005				
2/19/2025	0.0014 (J)	0.003	<0.005	<0.005	<0.005	<0.005	0.0013 (J)	
2/20/2025								0.033
7/30/2025	<0.005	<0.005	<0.005	<0.005		<0.005		0.03
7/31/2025					<0.005		<0.005	
2/17/2026								0.032
2/18/2026					<0.005	<0.005		
2/19/2026		<0.005					<0.005	
2/20/2026	<0.005							
2/25/2026			<0.005					
Mean	0.00469	0.005514	0.004848	0.004864	0.004907	0.004886	0.003959	0.03346
Std. Dev.	0.0009435	0.009645	0.000639	0.0007181	0.0005014	0.0006128	0.001749	0.00229
Upper Lim.	0.005	0.005	0.005	0.005	0.005	0.005	0.005	0.03451
Lower Lim.	0.0026	0.0023	0.0039	0.0012	0.0023	0.0017	0.0019	0.03241

ND substitution: RL or RL/2 if <15% NDs.

Confidence Interval

Constituent: Chromium (mg/L) Analysis Run 4/14/2026 12:42 PM View: Confidence Intervals

Plant Scherer Client: Southern Company Data: Scherer AP

	SGWC-16	SGWC-17	SGWC-18	SGWC-19	SGWC-20	SGWC-21	SGWC-22	SGWC-23
5/12/2016	0.00943 (J)	0.0077 (J)			<0.005	<0.005	<0.005	<0.005
5/13/2016			0.00771 (J)	0.0151				
6/28/2016	0.0093 (J)							
6/29/2016		0.0036 (J)		0.0141	0.0009 (J)	0.0012 (J)	0.0007 (J)	0.0013 (J)
6/30/2016			0.007 (J)					
8/18/2016	0.0085	0.0027						
8/19/2016							<0.005	<0.005
8/22/2016			0.007	0.015	<0.005	<0.005		
10/18/2016	0.0088			0.013	<0.005	<0.005	<0.005	<0.005
10/19/2016		0.0048	0.0064					
12/7/2016	0.0079	0.0027	0.0063			<0.005	<0.005	<0.005
12/8/2016				0.013	<0.005			
2/15/2017		0.0044						<0.005
2/16/2017	0.0097		0.007	0.015	<0.005	<0.005	<0.005	
4/13/2017	0.0098	0.0047	0.0061	0.016	<0.005	<0.005	<0.005	0.0014 (J)
6/27/2017	0.0096	0.0029						
6/28/2017			0.0059	0.016	<0.005	<0.005	<0.005	0.0025
3/27/2018	0.0098	0.0045						0.0012 (J)
3/28/2018			0.0082	0.014	<0.005	<0.005	<0.005	
6/7/2018	0.01	0.0083			<0.005	<0.005	<0.005	<0.005
6/8/2018			0.0086	0.015				
10/8/2018	0.013	0.0055				<0.005	0.0012 (J)	0.0017 (J)
10/9/2018				0.017				
10/18/2018			0.009		<0.005			
1/2/2019			0.0078					
2/19/2019							<0.005	<0.005
2/20/2019	0.013	0.0061	0.011	0.017	<0.005	0.0015 (J)		
4/2/2019	0.01	0.004	0.0092	0.014	<0.005	<0.005	0.0012 (J)	0.0011 (J)
9/17/2019	0.013	0.0078	0.011	0.017	0.0022 (J)	0.0016 (J)		
9/18/2019							0.0024 (J)	0.0024 (J)
2/18/2020					<0.005	<0.005	0.0015 (J)	<0.005
2/19/2020	0.014	0.0045		0.017				
2/20/2020			0.011					
3/23/2020				0.015	<0.005	<0.005		
3/24/2020		0.0079					<0.005	<0.005
3/26/2020			0.0096					
3/27/2020	0.011							
9/15/2020	0.012	0.0091	0.01	0.015	<0.005	0.002	0.0025	0.0017 (J)
2/9/2021	0.012							
2/10/2021		0.008	0.01	0.015	<0.005	<0.005	0.0015 (J)	0.0017 (J)
3/30/2021			0.0098	0.014	<0.005	<0.005		
3/31/2021							<0.005	0.0016 (J)
4/1/2021	0.012	0.0046						
8/18/2021		0.012	0.019			0.0022	<0.005	0.0019 (J)
8/19/2021	0.011			0.014	<0.005			
2/10/2022	0.012		0.01				<0.005	0.0015 (J)
2/11/2022		0.0079		0.015	<0.005	<0.005		
8/22/2022				0.013	<0.005	0.0016 (J)	0.0022	0.0017 (J)
8/23/2022			0.0095					
8/31/2022	0.012	0.0088						
2/22/2023		0.0084	0.0096	0.013	<0.005			
2/23/2023	0.012					<0.005	<0.005	0.0016 (J)

ND substitution: RL or RL/2 if <15% NDs.

Confidence Interval

Constituent: Chromium (mg/L) Analysis Run 4/14/2026 12:42 PM View: Confidence Intervals

Plant Scherer Client: Southern Company Data: Scherer AP

	SGWC-16	SGWC-17	SGWC-18	SGWC-19	SGWC-20	SGWC-21	SGWC-22	SGWC-23
8/7/2023		0.0093	0.01	0.015	0.0016 (J)		0.0015 (J)	
8/8/2023	0.014					<0.005		0.0025
2/20/2024				0.018				
2/21/2024							0.003	0.0031
2/26/2024	0.013	0.0078			0.0014 (J)			
2/27/2024			0.01			<0.005		
8/1/2024	0.014			0.016				
8/2/2024					0.0012 (J)	<0.005	<0.005	0.0019 (J)
8/5/2024		0.0028	0.01					
2/19/2025	0.015	0.0039						
2/20/2025					0.0024	<0.005	0.0013 (J)	
2/21/2025			0.0098	0.015				0.0022
7/23/2025	0.015	0.0066						
7/24/2025				0.016	<0.005			
7/25/2025			0.011					
7/28/2025						<0.005	<0.005	<0.005
2/17/2026					<0.005			
2/18/2026	0.016	0.0062		0.016		<0.005		
2/19/2026							<0.005	<0.005
Mean	0.01161	0.006121	0.009224	0.01511	0.0043	0.004314	0.003759	0.003034
Std. Dev.	0.002152	0.002421	0.00247	0.001343	0.001416	0.001376	0.001669	0.001616
Upper Lim.	0.0126	0.00723	0.01	0.01573	0.005	0.005	0.005	0.005
Lower Lim.	0.01063	0.005011	0.008019	0.0145	0.0024	0.0022	0.0022	0.0017

ND substitution: RL or RL/2 if <15% NDs.

Confidence Interval

Constituent: Chromium (mg/L) Analysis Run 4/14/2026 12:42 PM View: Confidence Intervals

Plant Scherer Client: Southern Company Data: Scherer AP

	PZ-13S	PZ-14S	PZ-17I	PZ-39S	PZ-41S	PZ-42I	PZ-43S	PZ-44I
10/16/2018								0.0046
10/17/2018				0.0027				
10/18/2018			0.0049		<0.0025	<0.005	<0.002	
1/10/2019		0.0029						
2/13/2020		0.0022						
2/19/2020					0.0058			
2/8/2022	0.003	0.0018 (J)						
2/9/2022			0.0036	0.028	0.0058	<0.005	<0.002	<0.005
8/22/2022						0.003		
8/23/2022		0.0024		0.014				
8/24/2022	0.0034		0.0037		0.0051		<0.002	<0.005
2/23/2023	0.0034	0.0022	0.0042		0.0059	<0.005		
2/24/2023				0.03			0.002	
2/28/2023								<0.005
8/1/2023		0.0021	0.0027					
8/2/2023	0.0027			0.026	0.0056	<0.005	0.0012 (J)	<0.005
2/21/2024	0.0047							
2/23/2024								0.0013 (J)
2/26/2024			0.0033					
2/27/2024				0.021	0.0058	<0.005	0.002	
2/28/2024		0.0023						
8/1/2024			0.0029					<0.005
8/2/2024							<0.002	
8/5/2024	0.0025	0.0013 (J)				<0.005		
8/6/2024				0.021	0.005			
2/19/2025	0.0036	0.0024						
2/20/2025						0.0012 (J)		
2/21/2025			0.0032		0.0059			
2/24/2025				0.023			0.002	<0.005
7/29/2025		<0.005	<0.005	0.028	0.0056	<0.005	0.0053	<0.005
7/30/2025	<0.005							
2/18/2026			<0.005		0.0059			
2/19/2026		<0.005						
2/20/2026						<0.005		<0.005
2/26/2026				0.028			0.0044 (J)	
2/27/2026	<0.005							
Mean	0.0037	0.002691	0.00385	0.02217	0.005241	0.00442	0.00249	0.00459
Std. Dev.	0.0009682	0.001208	0.0008759	0.008348	0.00136	0.001294	0.001286	0.001163
Upper Lim.	0.003914	0.00246	0.004161	0.02848	0.0059	0.005	0.0044	0.005
Lower Lim.	0.002552	0.001652	0.002964	0.01724	0.005	0.003	0.002	0.0046

ND substitution: RL or RL/2 if <15% NDs.

Confidence Interval

Constituent: Chromium (mg/L) Analysis Run 4/14/2026 12:42 PM View: Confidence Intervals

Plant Scherer Client: Southern Company Data: Scherer AP

	PZ-30I
1/3/2019	0.0072
2/13/2020	0.0087
10/8/2025	0.0092
2/26/2026	0.011
Mean	0.009025
Std. Dev.	0.001567
Upper Lim.	0.01258
Lower Lim.	0.005467

Confidence Interval

Constituent: Cobalt (mg/L) Analysis Run 4/14/2026 12:42 PM View: Confidence Intervals

Plant Scherer Client: Southern Company Data: Scherer AP

	SGWC-6	SGWC-7	SGWC-8	SGWC-9	SGWC-10	SGWC-11	SGWC-12	SGWC-13
5/11/2016	<0.005	0.0116	0.00265 (J)	0.0156	0.0191	0.0378	0.00648 (J)	
5/12/2016								0.0145
6/27/2016	0.002 (J)	0.0143	0.0012 (J)					
6/28/2016					0.0192	0.0332	0.0051 (J)	0.011
6/29/2016				0.0147				
8/17/2016	0.0018 (J)	0.012	0.00049 (J)		0.022	0.03		
8/18/2016							0.0035	0.0099
8/22/2016				0.017				
10/17/2016	0.0016 (J)		<0.005		0.05	0.032	0.003	0.01
10/18/2016		0.0099		0.017				
12/6/2016	0.0012 (J)	0.011	<0.005		0.04	0.029	0.0036	0.0079
12/7/2016				0.014				
2/14/2017	0.0022 (J)	0.0093	<0.005					
2/15/2017					0.038	0.029	0.004	0.0073
2/16/2017				0.014				
4/12/2017	0.0023 (J)	0.0062	<0.005		0.018	0.028	0.0039	0.0078
4/13/2017				0.014				
6/27/2017	0.0045	0.021	<0.005	0.013	0.014	0.029	0.0042	0.0068
3/27/2018	0.004	0.0054	<0.005		0.026	0.024	0.0035	0.0035
3/28/2018				0.0087				
6/6/2018	0.0021 (J)	0.0034	<0.005	0.0064	0.018	0.026	0.0038	
6/7/2018								0.0039
10/8/2018	<0.005						0.0037	0.0036
10/9/2018		0.013	<0.005	0.0049	0.03			
10/16/2018						0.023		
2/20/2019	0.00011 (J)	0.0057	0.00014 (J)	0.01	0.034	0.024	0.0032	0.004
4/1/2019		0.0046	<0.005	0.01	0.025	0.021	0.0029	0.003
4/2/2019	<0.005							
9/16/2019	0.00013 (J)			0.001 (J)		0.022	0.003	
9/17/2019		0.0039	0.00013 (J)		0.022			0.0024 (J)
2/18/2020	<0.005	0.0067	<0.005			0.018		
2/19/2020				0.0082	0.027		0.0027	0.0018 (J)
3/25/2020	0.00027 (J)		0.00032 (J)	0.0064	0.029	0.024		
3/26/2020		0.0033					0.0024 (J)	
3/27/2020								0.002 (J)
9/14/2020	<0.005	0.0063	<0.005	0.00048 (J)	0.022	0.019	0.001 (J)	0.0022 (J)
2/9/2021	<0.005	0.0069	<0.005	0.0032	0.03	0.019	0.0014 (J)	0.0024 (J)
3/31/2021				0.0046	0.026			
4/1/2021	<0.005	0.0029	<0.005					
4/7/2021						0.019	0.0017 (J)	0.0018 (J)
8/18/2021	0.00024 (J)	0.0021 (J)	0.00021 (J)					
8/19/2021				0.00072 (J)	0.022	0.014		0.0021 (J)
8/20/2021							0.0019 (J)	
2/9/2022	<0.005	0.0024 (J)						
2/10/2022			<0.005	0.0022 (J)		0.021	0.00079 (J)	
2/11/2022					0.023			0.0015 (J)
8/18/2022		0.0012 (J)	0.00075 (J)	0.00084 (J)		0.012	0.001 (J)	0.0019 (J)
8/19/2022	<0.005				0.022			
2/22/2023	0.0003 (J)	0.0014 (J)	<0.005	0.00062 (J)	0.025	0.023		
2/23/2023							0.0014 (J)	0.0016 (J)
8/1/2023	<0.005							
8/2/2023						0.022		0.0016 (J)

ND substitution: RL or RL/2 if <15% NDs.

Confidence Interval

Constituent: Cobalt (mg/L) Analysis Run 4/14/2026 12:42 PM View: Confidence Intervals

Plant Scherer Client: Southern Company Data: Scherer AP

	SGWC-6	SGWC-7	SGWC-8	SGWC-9	SGWC-10	SGWC-11	SGWC-12	SGWC-13
8/7/2023				0.00053 (J)	0.025		0.0013 (J)	
8/8/2023		0.00049 (J)	<0.005					
2/20/2024	<0.005							
2/21/2024		0.00032 (J)	<0.005	0.00066 (J)				
2/23/2024					0.03	0.022	0.0018 (J)	0.0015 (J)
7/31/2024		0.00034 (J)						
8/1/2024	<0.005		<0.005	0.00068 (J)		0.018	0.0023 (J)	0.0022 (J)
8/5/2024					0.023			
2/19/2025		0.00023 (J)	<0.005	0.00058 (J)	0.026		0.0018 (J)	0.0018 (J)
2/20/2025	<0.005					0.02		
7/29/2025	<0.005							
7/30/2025		<0.005	<0.005	<0.005	0.015			0.002 (J)
7/31/2025						0.017	0.0017 (J)	
2/18/2026						0.023	0.003 (J)	0.0021 (J)
2/19/2026	<0.005		<0.005					
2/20/2026		<0.005						
2/25/2026				<0.005				
Mean	0.003371	0.005892	0.003824	0.006724	0.02573	0.02341	0.002761	0.004279
Std. Dev.	0.001962	0.005063	0.001986	0.005931	0.007755	0.005822	0.001329	0.003522
Upper Lim.	0.005	0.007173	0.005	0.013	0.02935	0.02608	0.00337	0.0068
Lower Lim.	0.0018	0.002901	0.00265	0.00084	0.0221	0.02075	0.002152	0.0019

ND substitution: RL or RL/2 if <15% NDs.

Confidence Interval

Constituent: Cobalt (mg/L) Analysis Run 4/14/2026 12:42 PM View: Confidence Intervals

Plant Scherer Client: Southern Company Data: Scherer AP

	SGWC-14	SGWC-15	SGWC-16	SGWC-17	SGWC-18	SGWC-19	SGWC-20	SGWC-21
5/12/2016	0.00605 (J)	0.267	0.00303 (J)	<0.0025			0.261	<0.005
5/13/2016					0.116	<0.005		
6/28/2016	0.0115	0.255	0.0029 (J)					
6/29/2016				0.0007 (J)		0.0006 (J)	0.23	<0.005
6/30/2016					0.112			
8/18/2016	0.011	0.26	0.0029	0.00078 (J)				
8/22/2016					0.13	0.00066 (J)	0.25	<0.005
10/17/2016	0.017							
10/18/2016		0.28	0.0034			0.00095 (J)	0.26	<0.005
10/19/2016				0.00094 (J)	0.14			
12/7/2016	0.0043	0.26	0.003	0.00056 (J)	0.11			<0.005
12/8/2016						0.00078 (J)	0.26	
2/15/2017	0.0059	0.24		0.00069 (J)				
2/16/2017			0.0033		0.11	0.00049 (J)	0.23	<0.005
4/12/2017	0.017	0.28						
4/13/2017			0.0034	0.00049 (J)	0.094	<0.005	0.19	<0.005
6/27/2017	0.013	0.29	0.0037	0.00041 (J)				
6/28/2017					0.085	<0.005	0.19	<0.005
3/27/2018	0.0083	0.27	0.0037	<0.0025				
3/28/2018					0.16	<0.005	0.18	<0.005
6/7/2018	0.0025	0.3	0.0037	<0.0025			0.21	<0.005
6/8/2018					0.19	<0.005		
10/8/2018	0.0071		0.0044	0.00046 (J)				<0.005
10/9/2018						<0.005		
10/16/2018		0.27						
10/18/2018					0.21		0.16	
1/2/2019					0.11			
2/20/2019	0.011	0.26	0.0038	0.00035 (J)	0.19	0.00012 (J)	0.18	0.00011 (J)
4/1/2019	0.014	0.26						
4/2/2019			0.0041	<0.0025	0.18	<0.005	0.13	<0.005
9/17/2019	0.0096	0.27	0.0042	0.00048 (J)	0.16	0.00013 (J)	0.13	8.7E-05 (J)
2/18/2020							0.12	0.00014 (J)
2/19/2020	0.0099	0.28	0.0047	0.00034 (J)		0.00015 (J)		
2/20/2020					0.14			
3/23/2020						<0.005	0.22	0.00016 (J)
3/24/2020				0.00044 (J)				
3/26/2020					0.15			
3/27/2020	0.0093	0.28	0.0047					
9/15/2020	0.0076	0.25	0.0043	0.00041 (J)	0.12	0.00016 (J)	0.098	0.00022 (J)
2/9/2021	0.0052	0.26	0.0045					
2/10/2021				0.00049 (J)	0.11	0.00013 (J)	0.17	0.00017 (J)
3/30/2021					0.11	<0.005	0.15	0.00016 (J)
3/31/2021		0.26						
4/1/2021			0.0049	0.00041 (J)				
4/6/2021	0.0072							
8/18/2021				0.00043 (J)	0.095			0.00016 (J)
8/19/2021	0.0047	0.27	0.0051			<0.005	0.2	
2/10/2022			0.0049		0.09			
2/11/2022		0.23		0.00036 (J)		0.00045 (J)	0.14	<0.005
2/14/2022	0.0065							
8/19/2022	0.01	0.25						
8/22/2022						<0.005	0.11	<0.005

ND substitution: RL or RL/2 if <15% NDs.

Confidence Interval

Constituent: Cobalt (mg/L) Analysis Run 4/14/2026 12:42 PM View: Confidence Intervals

Plant Scherer Client: Southern Company Data: Scherer AP

	SGWC-14	SGWC-15	SGWC-16	SGWC-17	SGWC-18	SGWC-19	SGWC-20	SGWC-21
8/23/2022					0.088			
8/31/2022			0.0054	0.00045 (J)				
2/22/2023				0.00043 (J)	0.072	<0.005	0.082	
2/23/2023	0.0047	0.23	0.0056					<0.005
8/7/2023		0.26		0.00052 (J)	0.064	<0.005	0.093	
8/8/2023	0.0092		0.0069					<0.005
2/20/2024						<0.005		
2/26/2024		0.27	0.0073	0.0006 (J)			0.14	
2/27/2024	0.0038				0.069			<0.005
8/1/2024	0.014	0.3	0.0086			<0.005		
8/2/2024							0.12	<0.005
8/5/2024				0.00045 (J)	0.069			
2/19/2025	0.014		0.0082	0.00048 (J)				
2/20/2025		0.23					0.15	<0.005
2/21/2025					0.058	<0.005		
7/23/2025			0.0093	0.00059 (J)				
7/24/2025						<0.005	0.1	
7/25/2025					0.087			
7/28/2025								<0.005
7/30/2025		0.23						
7/31/2025	0.039							
2/17/2026		0.26					0.15	
2/18/2026			0.011	0.00056 (J)		<0.005		<0.005
2/19/2026	0.063							
Mean	0.01194	0.2628	0.004998	0.0006145	0.1179	0.003263	0.1691	0.003662
Std. Dev.	0.01192	0.01913	0.00208	0.0002901	0.04096	0.002269	0.05435	0.002206
Upper Lim.	0.01251	0.2716	0.005648	0.00069	0.1367	0.005	0.194	0.005
Lower Lim.	0.006822	0.2541	0.003981	0.00043	0.09913	0.0006	0.1442	0.00022

ND substitution: RL or RL/2 if <15% NDs.

Confidence Interval

Constituent: Cobalt (mg/L) Analysis Run 4/14/2026 12:42 PM View: Confidence Intervals

Plant Scherer Client: Southern Company Data: Scherer AP

	SGWC-22	SGWC-23	PZ-13S	PZ-14S	PZ-39S	PZ-40I	PZ-41S	PZ-42I
5/12/2016	0.00619 (J)	<0.005						
6/29/2016	0.0051 (J)	<0.005						
8/19/2016	0.0045	<0.005						
10/18/2016	0.0043	<0.005						
12/7/2016	0.0034	<0.005						
2/15/2017		<0.005						
2/16/2017	0.0031							
4/13/2017	0.0031	<0.005						
6/28/2017	0.0029	<0.005						
3/27/2018		<0.005						
3/28/2018	0.0022 (J)							
6/7/2018	0.0022 (J)	<0.005						
10/8/2018	0.0021 (J)	<0.005						
10/17/2018					0.00051 (J)			
10/18/2018						0.0076	0.0092	0.0064
1/10/2019				<0.005				
2/19/2019	0.0018 (J)	<0.005						
4/2/2019	0.0018 (J)	<0.005						
9/18/2019	0.002 (J)	0.00013 (J)						
2/13/2020				0.00016 (J)				
2/18/2020	0.0018 (J)	<0.005						
2/19/2020							0.0016 (J)	
3/24/2020	0.0016 (J)	<0.005						
9/15/2020	0.0014 (J)	<0.005						
9/18/2020			0.0057					
2/10/2021	0.0015 (J)	<0.005						
3/31/2021	0.0011 (J)	<0.005						
4/2/2021			0.007	0.00019 (J)	0.0003 (J)			
4/5/2021							0.0012 (J)	
8/18/2021	0.001 (J)	<0.005		0.0003 (J)				
8/19/2021					0.00028 (J)		0.0013 (J)	
8/20/2021			0.006					
2/8/2022			0.0052	0.00028 (J)				
2/9/2022					<0.005		0.00093 (J)	0.00061 (J)
2/10/2022	0.0016 (J)	<0.005				0.0025		
8/22/2022	0.001 (J)	<0.005						0.0012 (J)
8/23/2022				0.00046 (J)	<0.005	0.0029		
8/24/2022			0.0059				0.001 (J)	
2/23/2023	0.00069 (J)	<0.005	0.0057	<0.005			0.0004 (J)	<0.005
2/24/2023					<0.005	0.0014 (J)		
8/1/2023				0.00039 (J)		0.0014 (J)		
8/2/2023			0.0057		0.00033 (J)		0.00036 (J)	0.00041 (J)
8/7/2023	0.00087 (J)							
8/8/2023		<0.005						
2/21/2024	0.00072 (J)	<0.005	0.0053					
2/27/2024					0.00023 (J)	0.0011 (J)	0.00032 (J)	0.00032 (J)
2/28/2024				0.00033 (J)				
8/2/2024	0.00077 (J)	<0.005						
8/5/2024			0.0051	0.00024 (J)		0.00094 (J)		0.00025 (J)
8/6/2024					<0.005		<0.005	
2/19/2025			0.0036	0.00023 (J)				
2/20/2025	0.00073 (J)					0.00094 (J)		0.00035 (J)

ND substitution: RL or RL/2 if <15% NDs.

Confidence Interval

Constituent: Cobalt (mg/L) Analysis Run 4/14/2026 12:42 PM View: Confidence Intervals

Plant Scherer Client: Southern Company Data: Scherer AP

	SGWC-22	SGWC-23	PZ-13S	PZ-14S	PZ-39S	PZ-40I	PZ-41S	PZ-42I
2/21/2025		<0.005					0.00022 (J)	
2/24/2025					<0.005			
7/28/2025	0.00048 (J)	<0.005						
7/29/2025				<0.005	<0.005	0.00098 (J)	<0.005	<0.005
7/30/2025			0.0029 (J)					
2/18/2026						0.00099 (J)	<0.005	
2/19/2026	<0.005	<0.005		0.0012 (J)				
2/20/2026								<0.005
2/26/2026					<0.005			
2/27/2026			0.0037 (J)					
Mean	0.002153	0.004832	0.00515	0.001445	0.003054	0.002075	0.002425	0.002454
Std. Dev.	0.001433	0.0009043	0.001176	0.002044	0.002406	0.00206	0.002756	0.002539
Upper Lim.	0.002583	0.005	0.006073	0.005	0.005	0.0029	0.00201	0.005
Lower Lim.	0.001401	0.00013	0.004227	0.00019	0.00028	0.00094	0.0003561	0.00032

ND substitution: RL or RL/2 if <15% NDs.

Confidence Interval

Constituent: Cobalt (mg/L) Analysis Run 4/14/2026 12:42 PM View: Confidence Intervals

Plant Scherer Client: Southern Company Data: Scherer AP

	PZ-43S	PZ-44I	PZ-69I	PZ-30I
10/16/2018		0.0021 (J)		
10/18/2018	0.0086			
1/3/2019				<0.0025
2/13/2020				0.0016 (J)
4/7/2021	0.00097 (J)			
8/18/2021	0.00025 (J)			
2/9/2022	<0.005	0.0024 (J)		
2/10/2022			0.002 (J)	
8/24/2022	<0.005	0.0016 (J)	0.0013 (J)	
2/24/2023	<0.005		0.0021 (J)	
2/28/2023		0.0019 (J)		
8/2/2023	<0.005	0.0022 (J)	0.0032	
2/23/2024		0.0017 (J)	0.003	
2/27/2024	<0.005			
8/1/2024		0.0027		
8/2/2024	<0.005		0.0029	
2/24/2025	<0.005	0.0014 (J)	0.0022 (J)	
7/29/2025	<0.005	0.0016 (J)	0.0017 (J)	
10/8/2025				0.00074 (J)
2/20/2026		0.0018 (J)		
2/26/2026	<0.005		0.0011 (J)	0.00072 (J)
Mean	0.004568	0.00194	0.002167	0.00139
Std. Dev.	0.002122	0.0004061	0.000745	0.0008461
Upper Lim.	0.0086	0.002302	0.002886	0.001951
Lower Lim.	0.00097	0.001578	0.001447	8.869E-05

ND substitution: RL or RL/2 if <15% NDs.

Confidence Interval

Constituent: Combined Radium 226 + 228 (pCi/L) Analysis Run 4/14/2026 12:42 PM View: Confidence Intervals

Plant Scherer Client: Southern Company Data: Scherer AP

	SGWC-6	SGWC-7	SGWC-8	SGWC-9	SGWC-10	SGWC-11	SGWC-12	SGWC-13
5/11/2016	0.0394 (U)	0.214 (U)	2.05	0.134 (U)	0.26 (U)	0.182 (U)	0.433	
5/12/2016								0.0531 (U)
6/27/2016	0.624	0.581	2.9					
6/28/2016					1.57	0.858	0.435	0.483
6/29/2016				0.665				
8/17/2016	0.572	0.665	2.57		0.548 (U)	0.367 (U)		
8/18/2016							0.214 (U)	0.286 (U)
8/22/2016				0.391 (U)				
10/17/2016	0.307 (U)		2.08		-0.0725 (U)	0.551	0.316 (U)	0.472
10/18/2016		0.453		0.521				
12/6/2016	0.122 (U)	0.368 (U)	2.25		0.496	0.438	0.0575 (U)	0.903
12/7/2016				0.367 (U)				
2/14/2017	0.166 (U)	0.328 (U)	1.77					
2/15/2017					0.321 (U)	-0.0831 (U)	-0.0321 (U)	-0.223 (U)
2/16/2017				0.076 (U)				
4/12/2017	0.355 (U)	0.206 (U)	2.72		-0.0397 (U)	0.343 (U)	0.00949 (U)	0.21 (U)
4/13/2017				0.239 (U)				
6/27/2017	0.0783 (U)	0.598	2.07	0.268 (U)	0.47	0.369	0.183 (U)	0.0574 (U)
3/27/2018	0.0443 (U)	0.546	2.3		0.136 (U)	0.172 (U)	0.445	0.145 (U)
3/28/2018				0.378				
6/6/2018	0.127 (U)	0.165 (U)	1.59	-0.0272 (U)	0.123 (U)	0.153 (U)	0.0775 (U)	
6/7/2018								0.235 (U)
10/8/2018	0.77						0.865	0.64
10/9/2018		0.385	3.01	0.565	0.387			
10/16/2018						1.06		
2/20/2019	0.25 (U)	0.433	2.5	0.425	0.0159 (U)	0.708	0.161 (U)	0.222 (U)
4/1/2019		0.675	1.91	-0.0113 (U)	0.452	0.173 (U)	0.372	0.36
4/2/2019	0.3 (U)							
9/16/2019	0.0805 (U)			-0.116 (U)		0.251 (U)	0.569 (U)	
9/17/2019		0.341 (U)	2.04		0.226 (U)			0.143 (U)
2/18/2020	-0.0675 (U)	0.326 (U)	2.06			0.203 (U)		
2/19/2020				0.0604 (U)	0.0222 (U)		0.166 (U)	0.218 (U)
3/25/2020	0.411 (U)		2.99	0.206 (U)	0.253 (U)	0.204 (U)		
3/26/2020		0.151 (U)					0.604	
3/27/2020								0.235 (U)
9/14/2020	0.334 (U)	0.123 (U)	2.16	0.502 (U)	0.125 (U)	-0.0264 (U)	0.575	0.613
2/9/2021	0.273 (U)	0.721	2.92	0.0162 (U)	-0.0573 (U)	0.114 (U)	0.146 (U)	0.307 (U)
3/31/2021				0.153 (U)	0.188 (U)			
4/1/2021	0.544	0.329 (U)	2.26					
4/7/2021						0.0576 (U)	0.0695 (U)	0.356 (U)
8/18/2021	-0.0332 (U)	0.726	1.68					
8/19/2021				0.145 (U)	0.102 (U)	0.755		0.228 (U)
8/20/2021							0.0109 (U)	
2/9/2022	0.145 (U)	0.659						
2/10/2022			2.08	0.179 (U)		0.11 (U)	0.279 (U)	
2/11/2022					0.436			0.631
8/18/2022		0.309 (U)	2.58	0.275 (U)		0.393 (U)	0.384 (U)	0.377 (U)
8/19/2022	0.243 (U)				0.606			
2/22/2023	0.0662 (U)	-0.191 (U)	0.866	0.473 (U)	0.285 (U)	-0.172 (U)		
2/23/2023							0.784	0.506 (U)
8/1/2023	0.11 (U)							
8/2/2023						1.23		0.631

Confidence Interval

Constituent: Combined Radium 226 + 228 (pCi/L) Analysis Run 4/14/2026 12:42 PM View: Confidence Intervals

Plant Scherer Client: Southern Company Data: Scherer AP

	SGWC-6	SGWC-7	SGWC-8	SGWC-9	SGWC-10	SGWC-11	SGWC-12	SGWC-13
8/7/2023				0.619	0.0602 (U)		0.366 (U)	
8/8/2023		0.12 (U)	1.75					
2/20/2024	0.538							
2/21/2024		0.22 (U)	1.29	-0.0257 (U)				
2/23/2024					0.587	0.189 (U)	0.612	0.242 (U)
7/31/2024		0.501						
8/1/2024	0.506 (U)		1.4	0.379 (U)		0.43 (U)	0.476 (U)	0.133 (U)
8/5/2024					0.411 (U)			
2/19/2025		0.477 (U)	1.11	0.132 (U)	0.792		-0.324 (U)	0.0616 (U)
2/20/2025	0.271 (U)					0.388 (U)		
7/29/2025	0.603							
7/30/2025		1.39	2.55	1.4	0.77			1.03
7/31/2025						0.316 (U)	0.534 (U)	
2/18/2026						0.544	0.145 (U)	0.851 (U)
2/19/2026	0.0698 (U)		2.26					
2/20/2026		0.524 (U)						
2/25/2026				-0.158 (U)				
Mean	0.2706	0.4256	2.128	0.2838	0.3383	0.3544	0.308	0.3588
Std. Dev.	0.2215	0.2845	0.5538	0.3093	0.3415	0.3237	0.2662	0.2813
Upper Lim.	0.3721	0.556	2.382	0.425	0.47	0.5027	0.43	0.4877
Lower Lim.	0.1692	0.2953	1.874	0.076	0.123	0.2061	0.1861	0.23

Confidence Interval

Constituent: Combined Radium 226 + 228 (pCi/L) Analysis Run 4/14/2026 12:42 PM View: Confidence Intervals

Plant Scherer Client: Southern Company Data: Scherer AP

	SGWC-14	SGWC-15	SGWC-16	SGWC-17	SGWC-18	SGWC-19	SGWC-20	SGWC-21
5/12/2016	0.106 (U)	0.344 (U)	0.0196 (U)	0.134 (U)			0.556	0.216 (U)
5/13/2016					0.103 (U)	-0.115 (U)		
6/28/2016	0.735	0.256	0.418					
6/29/2016				0.391		0.396	0.162	0.253
6/30/2016					0.593			
8/18/2016	0.212 (U)	0.503 (U)	0.199 (U)	0.498 (U)				
8/22/2016					0.17 (U)	-0.102 (U)	0.433 (U)	0.115 (U)
10/17/2016	-0.187 (U)							
10/18/2016		0.171 (U)	0.0404 (U)			0.352 (U)	0.741	0.593
10/19/2016				0.4795 (D)	0.433			
12/7/2016	0.701	0.375 (U)	0.426	0.239 (U)	0.435 (U)			0.897
12/8/2016						0.431 (U)	1.06	
2/15/2017	0.155 (U)	0.0801 (U)		0.175 (U)				
2/16/2017			0.163 (U)		0.101 (U)	0.146 (U)	0.382 (U)	0.132 (U)
4/12/2017	0.233 (U)	0.197 (U)						
4/13/2017			0.0522 (U)	-0.00846 (U)	-0.0014 (U)	0.127 (U)	0.189 (U)	0.287 (U)
6/27/2017	0.302	0.0274 (U)	0.222 (U)	0.186 (U)				
6/28/2017					0.512	0.11 (U)	0.84	0.143 (U)
3/27/2018	0.306 (U)	0.285 (U)	0.387 (U)	0.249 (U)				
3/28/2018					0.428	0.247 (U)	0.334 (U)	0.38
6/7/2018	0.211 (U)	0.64	0.283 (U)	0.172 (U)			0.235 (U)	0.514
6/8/2018					0.32 (U)	0.0462 (U)		
10/8/2018	0.636		0.799	0.682				0.374
10/9/2018						0.584		
10/16/2018		0.731						
10/18/2018					0.304 (U)		0.399	
1/2/2019					0.217 (U)			
2/20/2019	0.147 (U)	0.573	0.0684 (U)	0.278 (U)	0.139 (U)	0.114 (U)	0.353	0.239 (U)
4/1/2019	-0.138 (U)	0.0499 (U)						
4/2/2019			0.167 (U)	-0.0476 (U)	0.336 (U)	0.11 (U)	0.271 (U)	0.218 (U)
9/17/2019	0.264 (U)	0.441 (U)	0.558	0.235 (U)	0.449	0.302 (U)	0.591	-0.04 (U)
2/18/2020							0.474	0.287 (U)
2/19/2020	0.0061 (U)	0.415 (U)	0.0321 (U)	0.217 (U)		0.308 (U)		
2/20/2020					0.22 (U)			
3/23/2020						0.171 (U)	0.258 (U)	0.384
3/24/2020				0.426				
3/26/2020					0.366 (U)			
3/27/2020	0.206 (U)	0.39 (U)	0.305 (U)					
9/15/2020	0.131 (U)	0.546	-0.0426 (U)	0.661	1.74	1.55	0.831	1.6
2/9/2021	-0.121 (U)	0.222 (U)	-0.00967 (U)					
2/10/2021				0.55	0.423 (U)	0.235 (U)	0.331 (U)	0.5
3/30/2021					0.439 (U)	0.511	0.572	0.955
3/31/2021		0.311 (U)						
4/1/2021			0.0901 (U)	0.0517 (U)				
4/6/2021	-0.0391 (U)							
8/18/2021				0.13 (U)	0.277 (U)			0.505
8/19/2021	-0.0806 (U)	0.518	0.037 (U)			-0.0514 (U)	-0.21 (U)	
2/10/2022			0.595		0.244 (U)			
2/11/2022		0.5		0.233 (U)		0.456 (U)	0.259 (U)	0.689
2/14/2022	0.377 (U)							
8/19/2022	0.378 (U)	0.459						
8/22/2022						0.356 (U)	0.475 (U)	0.565

Confidence Interval

Constituent: Combined Radium 226 + 228 (pCi/L) Analysis Run 4/14/2026 12:42 PM View: Confidence Intervals

Plant Scherer Client: Southern Company Data: Scherer AP

	SGWC-14	SGWC-15	SGWC-16	SGWC-17	SGWC-18	SGWC-19	SGWC-20	SGWC-21
8/23/2022					0.345 (U)			
8/31/2022			0.31 (U)	0.434 (U)				
2/22/2023				0.0917 (U)	0.0285 (U)	0.297 (U)	0.154 (U)	
2/23/2023	0.0406 (U)	0.0665 (U)	0.183 (U)					0.526 (U)
8/7/2023		0.819		0.262 (U)	-0.16 (U)	0.132 (U)	0.0467 (U)	
8/8/2023	0.177 (U)		0.0269 (U)					0.496 (U)
2/20/2024						0.544		
2/26/2024		0.353 (U)	0.633	0.559 (U)			0.357 (U)	
2/27/2024	0.788				0.591			2.32
8/1/2024	0.159 (U)	0.643	0.219 (U)			0.419 (U)		
8/2/2024							-0.0292 (U)	0.516 (U)
8/5/2024				0.199 (U)	-0.0506 (U)			
2/19/2025	0.0778 (U)		0.0992 (U)	0.173 (U)				
2/20/2025		0.586 (U)					0.218 (U)	0.603 (U)
2/21/2025					-0.00614 (U)	-0.32 (U)		
7/23/2025			-0.0827 (U)	1.21				
7/24/2025						0.35 (U)	0.49 (U)	
7/25/2025					0.318 (U)			
7/28/2025								0.353 (U)
7/30/2025		0.588 (U)						
7/31/2025	0.365 (U)							
2/17/2026		0.393 (U)					0.233 (U)	
2/18/2026			0.249 (U)	0.515		-0.0717 (U)		0.293 (U)
2/19/2026	0.382 (U)							
Mean	0.2252	0.396	0.2223	0.3233	0.3212	0.2632	0.3795	0.5142
Std. Dev.	0.254	0.2079	0.2214	0.2571	0.334	0.3294	0.2693	0.468
Upper Lim.	0.3415	0.4912	0.3237	0.4795	0.433	0.396	0.5029	0.565
Lower Lim.	0.1088	0.3007	0.1209	0.173	0.139	0.11	0.2561	0.253

Confidence Interval

Constituent: Combined Radium 226 + 228 (pCi/L) Analysis Run 4/14/2026 12:42 PM View: Confidence Intervals

Plant Scherer Client: Southern Company Data: Scherer AP

	SGWC-22	SGWC-23	PZ-13S	PZ-14S	PZ-17I	PZ-39S	PZ-40I	PZ-41S
5/12/2016	0.285 (U)	0.801						
6/29/2016	1.1	0.423						
8/19/2016	0.367 (U)	0.869						
10/18/2016	0.276 (U)	0.881						
12/7/2016	0.318 (U)	0.455						
2/15/2017		0.635						
2/16/2017	0.168 (U)							
4/13/2017	0.3 (U)	0.413						
6/28/2017	0.0844 (U)	0.331 (U)						
3/27/2018		0.61						
3/28/2018	0.0661 (U)							
6/7/2018	0.222 (U)	0.64						
10/8/2018	0.499	0.437						
10/17/2018						0.0623 (U)		
10/18/2018					0.882		1.59	0.698
1/10/2019				0.328 (U)				
2/19/2019	0.532	0.301 (U)						
4/2/2019	0.313 (U)	0.516						
9/18/2019	0.101 (U)	0.285 (U)						
2/18/2020	0.0109 (U)	0.399		0.163 (U)				
2/19/2020								0.216 (U)
3/24/2020	0.188 (U)	0.183 (U)						
9/15/2020	1.82	1.03						
2/10/2021	0.167 (U)	0.46						
3/31/2021	0.0687 (U)	0.37 (U)						
8/18/2021	0.026 (U)	0.603						
2/8/2022			-0.0564 (U)	0.0627 (U)				
2/9/2022					0.31 (U)	0.332 (U)		0.229 (U)
2/10/2022	0.346 (U)	0.204 (U)					0.366 (U)	
8/22/2022	0.632	0.0738 (U)						
8/23/2022				0.432 (U)		0.565	0.986	
8/24/2022			0.234 (U)		0.125 (U)			0.456
2/23/2023	0.322 (U)	0.314 (U)	-0.0151 (U)	0.413 (U)	0.255 (U)			0.168 (U)
2/24/2023						0.131 (U)	0.714	
8/1/2023				0.451 (U)	0.207 (U)		0.488 (U)	
8/2/2023			0.262 (U)			0.537 (U)		-0.192 (U)
8/7/2023	0.268 (U)							
8/8/2023		0.0999 (U)						
2/21/2024	0.289 (U)	0.412 (U)	0.00672 (U)					
2/26/2024					5.77			
2/27/2024						0.503 (U)	1.88	0.0662 (U)
2/28/2024				0.103 (U)				
5/6/2024					-0.0141 (U)			
8/1/2024					0.768			
8/2/2024	0.843 (U)	0.358 (U)						
8/5/2024			-0.0162 (U)	0.127 (U)			0.228 (U)	
8/6/2024						-0.113 (U)		-0.145 (U)
2/19/2025			0.124 (U)	0.371 (U)				
2/20/2025	0.0727 (U)						0.363 (U)	
2/21/2025		0.869			-0.293 (U)			0.457 (U)
2/24/2025						0.112 (U)		
7/28/2025	0.319 (U)	0.259 (U)						

Confidence Interval

Constituent: Combined Radium 226 + 228 (pCi/L) Analysis Run 4/14/2026 12:42 PM View: Confidence Intervals

Plant Scherer Client: Southern Company Data: Scherer AP

	SGWC-22	SGWC-23	PZ-13S	PZ-14S	PZ-17I	PZ-39S	PZ-40I	PZ-41S
7/29/2025				0.213 (U)	-0.0063 (U)	0.389 (U)	1	0.135 (U)
7/30/2025			0.516 (U)					
2/18/2026					0.0705 (U)		0.389 (U)	0.407 (U)
2/19/2026	0.391 (U)	0.401 (U)		0.0646 (U)				
2/26/2026						-0.182 (U)		
2/27/2026			-0.37 (U)					
Mean	0.3584	0.4701	0.07611	0.248	0.734	0.2336	0.8004	0.2268
Std. Dev.	0.3697	0.2425	0.2484	0.1536	1.704	0.2699	0.5623	0.2667
Upper Lim.	0.4363	0.5812	0.3159	0.376	1.154	0.4745	1.302	0.4491
Lower Lim.	0.1765	0.359	-0.1637	0.12	-0.0003198	-0.007214	0.2987	0.004567

Confidence Interval

Constituent: Combined Radium 226 + 228 (pCi/L) Analysis Run 4/14/2026 12:42 PM View: Confidence Intervals

Plant Scherer Client: Southern Company Data: Scherer AP

	PZ-42I	PZ-43S	PZ-44I	PZ-69I	PZ-29S	PZ-30I
10/16/2018			0.551 (U)			
10/18/2018	0.188 (U)	1.64				
1/3/2019						0.786 (U)
1/8/2019					0.158 (U)	
2/18/2020					0.162 (U)	
2/19/2020						0.355
2/9/2022	0.274 (U)	0.412 (U)	0.237 (U)			
2/10/2022				0.418 (U)		
8/22/2022	0.401 (U)					
8/24/2022		0.241 (U)	0.0981 (U)	0.458		
2/23/2023	0.651					
2/24/2023		0.602		-0.097 (U)		
2/28/2023			-0.0607 (U)			
8/2/2023	0.426 (U)	0.256 (U)	-0.0242 (U)	0.374 (U)		
2/23/2024			1.33	0.912		
2/27/2024	0.116 (U)	0.518 (U)				
8/1/2024			0.567			
8/2/2024		0.122 (U)		0.669		
8/5/2024	0.324 (U)					
2/20/2025	1.35					
2/24/2025		0.0441 (U)	0.0662 (U)	0.347 (U)		
7/29/2025	0.752	0.389 (U)	0.176 (U)	0.947		
10/8/2025					0.901 (U)	0.253 (U)
2/20/2026	0.234 (U)		-0.137 (U)			
2/26/2026		0.104 (U)		0.102 (U)	0.324 (U)	0.145 (U)
Mean	0.4716	0.4328	0.2803	0.4589	0.3863	0.3848
Std. Dev.	0.3672	0.4618	0.4387	0.3438	0.3518	0.2809
Upper Lim.	0.7449	0.7428	0.6398	0.7908	1.363	1.023
Lower Lim.	0.1861	0.1038	-0.002912	0.127	-7.107E-05	-0.253

Confidence Interval

Constituent: Fluoride (mg/L) Analysis Run 4/14/2026 12:42 PM View: Confidence Intervals

Plant Scherer Client: Southern Company Data: Scherer AP

	SGWC-6	SGWC-7	SGWC-8	SGWC-9	SGWC-10	SGWC-11	SGWC-12	SGWC-13
5/11/2016	0.133 (J)	0.245 (J)	0.362	0.076 (J)	0.019 (J)	0.033 (J)	0.11 (J)	
5/12/2016								0.042 (J)
6/27/2016	0.21 (J)	0.23 (J)	0.45					
6/28/2016					<0.2	0.08 (J)	0.18 (J)	0.15 (J)
6/29/2016				0.13 (J)				
8/17/2016	0.14 (J)	0.22	0.54		<0.2	<0.2		
8/18/2016							0.12 (J)	<0.2
8/22/2016				<0.2				
10/17/2016	0.11 (J)		0.51		<0.2	<0.2	0.082 (J)	<0.2
10/18/2016		0.24		<0.2				
12/6/2016	0.14 (J)	0.26	0.58		<0.2	<0.2	0.11 (J)	<0.2
12/7/2016				<0.2				
2/14/2017	0.2	0.17 (J)	0.39					
2/15/2017					<0.2	<0.2	0.13 (J)	<0.2
2/16/2017				0.097 (J)				
4/12/2017	0.089 (J)	0.2	0.41		<0.2	<0.2	0.088 (J)	<0.2
4/13/2017				<0.2				
6/27/2017	0.085 (J)	0.23	0.47	<0.2	<0.2	<0.2	0.1 (J)	<0.2
10/11/2017	0.089 (J)	0.21				<0.2	<0.2	<0.2
10/12/2017			0.47	<0.2	<0.2			
3/27/2018	<0.2	0.19 (J)	0.4		<0.2	<0.2	<0.2	<0.2
3/28/2018				<0.2				
6/6/2018	<0.2	0.2	0.4	<0.2	<0.2	<0.2	<0.2	
6/7/2018								<0.2
10/8/2018	<0.2						<0.2	<0.2
10/9/2018		0.2	0.47	<0.2	<0.2			
10/16/2018						<0.2		
2/20/2019	0.092 (J)	0.2	0.32	0.074 (J)	<0.2	<0.2	0.052 (J)	<0.2
4/1/2019		0.12 (J)	0.21	0.041 (J)	<0.2	<0.2	0.048 (J)	<0.2
4/2/2019	0.1 (J)							
9/16/2019	0.099 (J)			0.057 (J)		<0.2	0.065 (J)	
9/17/2019		0.2	0.47		<0.2			0.04 (J)
2/18/2020	0.11	0.2	0.38			<0.2		
2/19/2020				0.061 (J)	<0.2		0.064 (J)	0.027 (J)
3/25/2020	0.13		0.31	0.079 (J)	0.031 (J)	0.058 (J)		
3/26/2020		0.14					0.081 (J)	
3/27/2020								0.045 (J)
9/14/2020	0.076 (J)	0.11	0.29	0.037 (J)	<0.2	<0.2	0.042 (J)	<0.2
2/9/2021	0.12	0.22	0.37	0.05 (J)	<0.2	<0.2	0.074 (J)	<0.2
3/31/2021				0.073 (J)	0.047 (J)			
4/1/2021	0.14	0.25	0.38					
4/7/2021						<0.2	0.066 (J)	0.053 (J)
8/18/2021	0.19	0.31	0.48					
8/19/2021				0.078 (J)	<0.2	<0.2		<0.2
8/20/2021							0.082 (J)	
2/9/2022	0.19	0.27						
2/10/2022			0.44	0.098 (J)		<0.2	0.06 (J)	
2/11/2022					0.03 (J)			0.045 (J)
8/18/2022		0.14	0.54	0.51		0.034 (J)	0.052 (J)	0.038 (J)
8/19/2022	0.12				<0.2			
2/22/2023	0.11	0.16	0.52	0.076 (J)	0.045 (J)	0.063 (J)		
2/23/2023							0.089 (J)	0.077 (J)

ND substitution: RL or RL/2 if <15% NDs.

Confidence Interval

Constituent: Fluoride (mg/L) Analysis Run 4/14/2026 12:42 PM View: Confidence Intervals

Plant Scherer Client: Southern Company Data: Scherer AP

	SGWC-6	SGWC-7	SGWC-8	SGWC-9	SGWC-10	SGWC-11	SGWC-12	SGWC-13
8/1/2023	0.13							
8/2/2023						<0.2		<0.2
8/7/2023				0.11	<0.2		0.078 (J)	
8/8/2023		0.21	0.78					
2/20/2024	<0.2							
2/21/2024		<0.2	1.1 (J)	<0.2				
2/23/2024					<0.2	<0.2	<0.2	<0.2
7/31/2024		0.17						
8/1/2024	0.11		0.64	<0.2		<0.2	<0.2	<0.2
8/5/2024					<0.2			
2/19/2025		0.23	0.17 (J)	<0.2	<0.2		<0.2	<0.2
2/20/2025	<0.2					<0.2		
7/29/2025	0.19 (J)							
7/30/2025		0.25	0.47	0.13 (J)	0.15 (J)			0.083 (J)
7/31/2025						0.12 (J)	0.16 (J)	
2/18/2026						0.31	0.2	0.18 (J)
2/19/2026	0.18 (J)		0.75					
2/20/2026		0.31						
2/25/2026				0.083 (J)				
Mean	0.1428	0.2062	0.4691	0.142	0.1697	0.1766	0.1178	0.1527
Std. Dev.	0.04469	0.05222	0.1784	0.09362	0.06369	0.06183	0.05884	0.0697
Upper Lim.	0.1245	0.2296	0.5321	0.09407	0.2	0.2	0.18	0.2
Lower Lim.	0.09524	0.1827	0.3829	0.06071	0.15	0.12	0.074	0.083

ND substitution: RL or RL/2 if <15% NDs.

Confidence Interval

Constituent: Fluoride (mg/L) Analysis Run 4/14/2026 12:42 PM View: Confidence Intervals

Plant Scherer Client: Southern Company Data: Scherer AP

	SGWC-14	SGWC-15	SGWC-16	SGWC-17	SGWC-18	SGWC-19	SGWC-20	SGWC-21
5/12/2016	0.031 (J)	0.1071 (J)	0.011 (J)	0.066 (J)			0.259 (J)	0.079 (J)
5/13/2016					0.0343 (J)	0.0126 (J)		
6/28/2016	0.03 (J)	0.26 (J)	0.09 (J)					
6/29/2016				0.17 (J)		0.18 (J)	0.45	0.15 (J)
6/30/2016					0.18 (J)			
8/18/2016	<0.2	0.14 (J)	<0.2	<0.2				
8/22/2016					<0.2	<0.2	0.33	0.083 (J)
10/17/2016	<0.2							
10/18/2016		0.12 (J)	<0.2			<0.2	0.26	<0.2
10/19/2016				<0.2	<0.2			
12/7/2016	<0.2	0.13 (J)	<0.2	<0.2	<0.2			<0.2
12/8/2016						<0.2	0.28	
2/15/2017	<0.2	0.12 (J)		0.089 (J)				
2/16/2017			<0.2		<0.2	<0.2	0.28	0.12 (J)
4/12/2017	<0.2	0.11 (J)						
4/13/2017			<0.2	<0.2	<0.2	<0.2	0.2	<0.2
6/27/2017	<0.2	0.13 (J)	<0.2	<0.2				
6/28/2017					<0.2	<0.2	0.22	0.1 (J)
10/11/2017	<0.2							
10/12/2017		0.13 (J)	<0.2	<0.2	<0.2	<0.2	0.18 (J)	<0.2
3/27/2018	<0.2	0.12 (J)	<0.2	<0.2				
3/28/2018					<0.2	<0.2	0.19 (J)	<0.2
6/7/2018	<0.2	0.14 (J)	<0.2	<0.2			0.21	<0.2
6/8/2018					<0.2	<0.2		
10/8/2018	<0.2		<0.2	<0.2				<0.2
10/9/2018						<0.2		
10/16/2018		0.14 (J)						
10/18/2018					<0.2		0.23	
1/2/2019					<0.2			
2/20/2019	<0.2	0.33	<0.2	0.034 (J)	<0.2	<0.2	0.2	0.051 (J)
4/1/2019	<0.2	0.072 (J)						
4/2/2019			<0.2	0.045 (J)	0.05 (J)	<0.2	0.15 (J)	0.066 (J)
9/17/2019	0.028 (J)	0.1	<0.2	0.047 (J)	0.034 (J)	<0.2	0.14	0.077 (J)
2/18/2020							0.16	0.073 (J)
2/19/2020	0.026 (J)	0.13	<0.2	0.046 (J)		<0.2		
2/20/2020					<0.2			
3/23/2020						0.057 (J)	0.25	0.11
3/24/2020				0.058 (J)				
3/26/2020					0.091 (J)			
3/27/2020	0.041 (J)	0.13	0.027 (J)					
9/15/2020	0.04 (J)	0.15	0.037 (J)	0.052 (J)	<0.2	<0.2	0.15	0.061 (J)
2/9/2021	<0.2	0.14	<0.2					
2/10/2021				0.03 (J)	<0.2	<0.2	0.19	0.049 (J)
3/30/2021					0.1 (J)	<0.2	0.18	0.074 (J)
3/31/2021		0.12						
4/1/2021			<0.2	0.051 (J)				
4/6/2021	<0.2							
8/18/2021				0.087 (J)	0.099 (J)			0.12
8/19/2021	<0.2	0.12	0.038 (J)			<0.2	0.17	
2/10/2022			<0.2		0.039 (J)			
2/11/2022		0.14		0.064 (J)		<0.2	0.14	0.092 (J)
2/14/2022	0.035 (J)							

ND substitution: RL or RL/2 if <15% NDs.

Confidence Interval

Constituent: Fluoride (mg/L) Analysis Run 4/14/2026 12:42 PM View: Confidence Intervals

Plant Scherer Client: Southern Company Data: Scherer AP

	SGWC-14	SGWC-15	SGWC-16	SGWC-17	SGWC-18	SGWC-19	SGWC-20	SGWC-21
8/19/2022	<0.2	0.11						
8/22/2022						0.041 (J)	0.22	0.09 (J)
8/23/2022					0.1 (J)			
8/31/2022			0.058 (J)	0.058 (J)				
2/22/2023				0.06 (J)	0.061 (J)	0.046 (J)	0.13	
2/23/2023	0.068 (J)	0.11	0.045 (J)					0.087 (J)
8/7/2023		0.13		0.076 (J)	0.043 (J)	<0.2	0.18	
8/8/2023	<0.2		<0.2					0.097 (J)
2/20/2024						<0.2		
2/26/2024		<0.2	<0.2	<0.2			<0.2	
2/27/2024	<0.2				<0.2			<0.2
8/1/2024	<0.2	<0.2	<0.2			<0.2		
8/2/2024							<0.2	<0.2
8/5/2024				<0.2	<0.2			
2/19/2025	<0.2		<0.2	<0.2				
2/20/2025		<0.2					<0.2	<0.2
2/21/2025					<0.2	<0.2		
7/23/2025			0.14 (J)	0.14 (J)				
7/24/2025						0.082 (J)	0.2	
7/25/2025					0.13 (J)			
7/28/2025								0.11 (J)
7/30/2025		0.18 (J)						
7/31/2025	0.13 (J)							
2/17/2026		0.3					0.47	
2/18/2026			0.17 (J)	0.2		0.29		0.29
2/19/2026	0.14 (J)							
Mean	0.1523	0.1403	0.1605	0.1258	0.152	0.177	0.2106	0.1326
Std. Dev.	0.07266	0.0573	0.0676	0.07138	0.06586	0.06188	0.0879	0.06388
Upper Lim.	0.2	0.14	0.2	0.2	0.2	0.2	0.2407	0.1032
Lower Lim.	0.13	0.11	0.17	0.058	0.099	0.18	0.1684	0.07305

ND substitution: RL or RL/2 if <15% NDs.

Confidence Interval

Constituent: Fluoride (mg/L) Analysis Run 4/14/2026 12:42 PM View: Confidence Intervals

Plant Scherer Client: Southern Company Data: Scherer AP

	SGWC-22	SGWC-23	PZ-13S	PZ-14S	PZ-17I	PZ-39S	PZ-40I	PZ-41S
5/12/2016	0.029 (J)	0.0341 (J)						
6/29/2016	0.04 (J)	0.04 (J)						
8/19/2016	<0.2	<0.2						
10/18/2016	<0.2	<0.2						
12/7/2016	<0.2	<0.2						
2/15/2017		0.092 (J)						
2/16/2017	0.1 (J)							
4/13/2017	<0.2	<0.2						
6/28/2017	<0.2	<0.2						
10/12/2017	<0.2	<0.2						
3/27/2018		<0.2						
3/28/2018	<0.2							
6/7/2018	<0.2	<0.2						
10/8/2018	<0.2	<0.2						
10/17/2018						0.087 (J)		
10/18/2018					<0.2		<0.2	<0.2
1/10/2019				<0.2				
2/19/2019	<0.2	0.055 (J)						
4/2/2019	<0.2	0.036 (J)						
9/18/2019	0.028 (J)	0.044 (J)						
2/13/2020				<0.2				
2/18/2020	<0.2	0.082 (J)						
2/19/2020								<0.2
3/24/2020	<0.2	0.081 (J)						
9/15/2020	<0.2	0.052 (J)						
2/10/2021	<0.2	0.046 (J)						
3/31/2021	<0.2	0.046 (J)						
8/18/2021	0.054 (J)	0.11						
2/8/2022			<0.2	<0.2				
2/9/2022					0.028 (J)	<0.2		<0.2
2/10/2022	<0.2	0.066 (J)					<0.2	
8/22/2022	0.038 (J)	0.052 (J)						
8/23/2022				0.029 (J)		0.043 (J)	0.036 (J)	
8/24/2022			0.069 (J)		0.046 (J)			0.035 (J)
2/23/2023	0.075 (J)	0.089 (J)	0.042 (J)	0.043 (J)	0.049 (J)			0.06 (J)
2/24/2023						0.062 (J)	0.047 (J)	
8/1/2023				<0.2	0.052 (J)		<0.2	
8/2/2023			<0.2			0.04 (J)		<0.2
8/7/2023	0.04 (J)							
8/8/2023		0.077 (J)						
2/21/2024	<0.2	<0.2	<0.2					
2/26/2024					<0.2			
2/27/2024						<0.2	<0.2	<0.2
2/28/2024				<0.2				
8/1/2024					<0.2			
8/2/2024	<0.2	0.082 (J)						
8/5/2024			<0.2	<0.2			<0.2	
8/6/2024						<0.2		<0.2
2/19/2025			<0.2	<0.2				
2/20/2025	<0.2						<0.2	
2/21/2025		<0.2			<0.2			<0.2
2/24/2025						<0.2		

ND substitution: RL or RL/2 if <15% NDs.

Confidence Interval

Constituent: Fluoride (mg/L) Analysis Run 4/14/2026 12:42 PM View: Confidence Intervals

Plant Scherer Client: Southern Company Data: Scherer AP

	SGWC-22	SGWC-23	PZ-13S	PZ-14S	PZ-17I	PZ-39S	PZ-40I	PZ-41S
7/28/2025	0.082 (J)	0.19 (J)						
7/29/2025				0.092 (J)	0.2	<0.2	0.1 (J)	<0.2
7/30/2025			0.11 (J)					
2/18/2026					0.26		0.14 (J)	0.16 (J)
2/19/2026	0.19 (J)	0.24		0.28				
2/26/2026						0.15 (J)		
2/27/2026			0.15 (J)					
Mean	0.1559	0.1238	0.1523	0.1676	0.1435	0.1382	0.1523	0.1686
Std. Dev.	0.06918	0.07224	0.06352	0.07774	0.08799	0.07178	0.06762	0.06132
Upper Lim.	0.2	0.2	0.2	0.2	0.2	0.2	0.2	0.2
Lower Lim.	0.1	0.055	0.042	0.043	0.046	0.043	0.047	0.06

ND substitution: RL or RL/2 if <15% NDs.

Confidence Interval

Constituent: Fluoride (mg/L) Analysis Run 4/14/2026 12:42 PM View: Confidence Intervals

Plant Scherer Client: Southern Company Data: Scherer AP

	PZ-42I	PZ-43S	PZ-44I	PZ-69I	PZ-29S	PZ-30I
10/16/2018			<0.2			
10/18/2018	0.083 (J)	<0.2				
1/3/2019						<0.2
1/8/2019					<0.2	
2/13/2020						0.038 (J)
2/14/2020					0.043 (J)	
2/9/2022	0.033 (J)	0.028 (J)	<0.2			
2/10/2022				0.15		
8/22/2022	0.043 (J)					
8/24/2022		0.037 (J)	0.031 (J)	0.21		
2/23/2023	0.079 (J)					
2/24/2023		0.042 (J)		0.083 (J)		
2/28/2023			0.034 (J)			
8/2/2023	0.053 (J)	<0.2	<0.2	0.087 (J)		
2/23/2024			<0.2	<0.2		
2/27/2024	<0.2	<0.2				
8/1/2024			<0.2			
8/2/2024		<0.2		<0.2		
8/5/2024	<0.2					
2/20/2025	<0.2					
2/24/2025		<0.2	<0.2	<0.2		
7/29/2025	0.11 (J)	0.13 (J)	0.11 (J)	0.13 (J)		
10/8/2025					0.19 (J)	0.14 (J)
2/20/2026	0.18 (J)		0.18 (J)			
2/26/2026		0.16 (J)		0.19 (J)	0.16 (J)	0.14 (J)
Mean	0.1181	0.1397	0.1555	0.1611	0.1483	0.1295
Std. Dev.	0.06984	0.07547	0.07056	0.05056	0.0722	0.06724
Upper Lim.	0.1245	0.2	0.2	0.21	0.275	0.1812
Lower Lim.	0.04149	0.037	0.034	0.083	0	0

ND substitution: RL or RL/2 if <15% NDs.

Confidence Interval

Constituent: Lead (mg/L) Analysis Run 4/14/2026 12:42 PM View: Confidence Intervals

Plant Scherer Client: Southern Company Data: Scherer AP

	SGWC-6	SGWC-7	SGWC-8	SGWC-10	SGWC-12	SGWC-13	SGWC-14	SGWC-15
5/11/2016	<0.001	<0.001	<0.001	<0.001	<0.001			
5/12/2016						<0.001	<0.001	<0.001
6/27/2016	<0.001	<0.001	<0.001					
6/28/2016				<0.001	<0.001	<0.001	<0.001	<0.001
8/17/2016	<0.001	0.00085 (J)	<0.001	<0.001				
8/18/2016					<0.001	<0.001	<0.001	<0.001
10/17/2016	<0.001		<0.001	<0.001	<0.001	<0.001	<0.001	
10/18/2016		<0.001						<0.001
12/6/2016	<0.001	<0.001	<0.001	<0.001	<0.001	<0.001		
12/7/2016							<0.001	<0.001
2/14/2017	<0.001	<0.001	<0.001					
2/15/2017				<0.001	<0.001	<0.001	<0.001	<0.001
4/12/2017	<0.001	<0.001	<0.001	<0.001	<0.001	<0.001	<0.001	<0.001
6/27/2017	<0.001	<0.001	<0.001	<0.001	<0.001	<0.001	<0.001	<0.001
3/27/2018	<0.001	<0.001	<0.001	<0.001	<0.001	0.00039 (J)	<0.001	<0.001
6/6/2018	<0.001	<0.001	<0.001	<0.001	<0.001			
6/7/2018						<0.001	<0.001	<0.001
10/8/2018	<0.001				<0.001	<0.001	<0.001	
10/9/2018		<0.001	<0.001	<0.001				
10/16/2018								<0.001
2/20/2019	<0.001	<0.001	<0.001	<0.001	<0.001	<0.001	<0.001	<0.001
4/1/2019		<0.001	<0.001	<0.001	<0.001	<0.001	<0.001	<0.001
4/2/2019	<0.001							
9/16/2019	<0.001				<0.001			
9/17/2019		<0.001	<0.001	0.00013 (J)		<0.001	0.00016 (J)	<0.001
2/18/2020	<0.001	<0.001	<0.001					
2/19/2020				0.00014 (J)	<0.001	<0.001	<0.001	<0.001
3/25/2020	0.0002 (J)		0.00029 (J)	<0.001				
3/26/2020		<0.001			<0.001			
3/27/2020						<0.001	0.00066 (J)	0.00023 (J)
9/14/2020	<0.001	<0.001	<0.001	<0.001	<0.001	<0.001		
9/15/2020							<0.001	<0.001
2/9/2021	<0.001	0.00014 (J)	0.00062 (J)	0.00013 (J)	<0.001	<0.001	<0.001	<0.001
3/31/2021				<0.001				<0.001
4/1/2021	<0.001	0.00015 (J)	<0.001					
4/6/2021							<0.001	
4/7/2021					<0.001	<0.001		
8/18/2021	<0.001	<0.001	<0.001					
8/19/2021				<0.001		<0.001	<0.001	<0.001
8/20/2021					<0.001			
2/9/2022	<0.001	<0.001						
2/10/2022			<0.001		0.0002 (J)			
2/11/2022				<0.001		<0.001		<0.001
2/14/2022							<0.001	
8/18/2022		<0.001	<0.001		<0.001	<0.001		
8/19/2022	<0.001			<0.001			0.00028 (J)	<0.001
2/22/2023	<0.001	<0.001	<0.001	<0.001				
2/23/2023					<0.001	<0.001	<0.001	<0.001
8/1/2023	<0.001							
8/2/2023						<0.001		
8/7/2023				<0.001	<0.001			<0.001
8/8/2023		<0.001	<0.001				<0.001	

ND substitution: RL or RL/2 if <15% NDs.

Confidence Interval

Constituent: Lead (mg/L) Analysis Run 4/14/2026 12:42 PM View: Confidence Intervals

Plant Scherer Client: Southern Company Data: Scherer AP

	SGWC-6	SGWC-7	SGWC-8	SGWC-10	SGWC-12	SGWC-13	SGWC-14	SGWC-15
2/20/2024	<0.001							
2/21/2024		<0.001	<0.001					
2/23/2024				<0.001	<0.001	0.00038 (J)		
2/26/2024								<0.001
2/27/2024							<0.001	
7/31/2024		<0.001						
8/1/2024	<0.001		<0.001		<0.001	<0.001	<0.001	<0.001
8/5/2024				<0.001				
2/19/2025		<0.001	<0.001	<0.001	<0.001	<0.001	<0.001	
2/20/2025	0.00054 (J)							<0.001
7/29/2025	0.0026							
7/30/2025		<0.001	<0.001	<0.001		<0.001		<0.001
7/31/2025					<0.001		<0.001	
2/17/2026								<0.001
2/18/2026					<0.001	<0.001		
2/19/2026	<0.001		<0.001				<0.001	
2/20/2026		<0.001						
Mean	0.001012	0.0009359	0.0009624	0.0009071	0.0009724	0.0009576	0.0009345	0.0009734
Std. Dev.	0.0003489	0.0002208	0.0001473	0.000273	0.0001486	0.0001586	0.0002083	0.000143
Upper Lim.	0.001	0.001	0.001	0.001	0.001	0.001	0.001	0.001
Lower Lim.	0.00054	0.00085	0.00062	0.00014	0.0002	0.00039	0.00066	0.00023

ND substitution: RL or RL/2 if <15% NDs.

Confidence Interval

Constituent: Lead (mg/L) Analysis Run 4/14/2026 12:42 PM View: Confidence Intervals

Plant Scherer Client: Southern Company Data: Scherer AP

	SGWC-16	SGWC-17	SGWC-18	SGWC-19	SGWC-20	SGWC-21	SGWC-22	SGWC-23
5/12/2016	<0.001	<0.001			<0.001	<0.001	<0.001	<0.001
5/13/2016			<0.001	<0.001				
6/28/2016	<0.001							
6/29/2016		<0.001		<0.001	0.0005 (J)	9E-05 (J)	<0.001	9E-05 (J)
6/30/2016			<0.001					
8/18/2016	<0.001	<0.001						
8/19/2016							<0.001	<0.001
8/22/2016			<0.001	<0.001	<0.001	<0.001		
10/18/2016	<0.001			<0.001	<0.001	<0.001	<0.001	<0.001
10/19/2016		<0.001	<0.001					
12/7/2016	<0.001	<0.001	<0.001			<0.001	<0.001	<0.001
12/8/2016				<0.001	<0.001			
2/15/2017		<0.001						<0.001
2/16/2017	<0.001		<0.001	<0.001	0.00035 (J)	<0.001	<0.001	
4/13/2017	<0.001	<0.001	<0.001	<0.001	<0.001	<0.001	<0.001	<0.001
6/27/2017	<0.001	<0.001						
6/28/2017			<0.001	<0.001	0.00041 (J)	<0.001	<0.001	<0.001
3/27/2018	<0.001	<0.001						<0.001
3/28/2018			<0.001	<0.001	<0.001	<0.001	<0.001	
6/7/2018	<0.001	<0.001			<0.001	<0.001	<0.001	<0.001
6/8/2018			<0.001	<0.001				
10/8/2018	<0.001	<0.001				<0.001	<0.001	<0.001
10/9/2018				<0.001				
10/18/2018			<0.001		<0.001			
1/2/2019			<0.001					
2/19/2019							<0.001	<0.001
2/20/2019	<0.001	<0.001	<0.001	<0.001	0.00027 (J)	<0.001		
4/2/2019	<0.001	<0.001	<0.001	<0.001	<0.001	<0.001	<0.001	<0.001
9/17/2019	<0.001	<0.001	<0.001	<0.001	0.00025 (J)	<0.001		
9/18/2019							<0.001	<0.001
2/18/2020					0.00025 (J)	<0.001	0.00018 (J)	<0.001
2/19/2020	<0.001	<0.001		<0.001				
2/20/2020			<0.001					
3/23/2020				<0.001	0.00023 (J)	<0.001		
3/24/2020		<0.001					<0.001	<0.001
3/26/2020			<0.001					
3/27/2020	0.00013 (J)							
9/15/2020	<0.001	<0.001	<0.001	<0.001	0.00017 (J)	0.00022 (J)	0.00019 (J)	<0.001
2/9/2021	<0.001							
2/10/2021		0.00017 (J)	0.00029 (J)	<0.001	0.0003 (J)	0.00016 (J)	0.00016 (J)	<0.001
3/30/2021			<0.001	<0.001	0.00018 (J)	0.0002 (J)		
3/31/2021							0.00015 (J)	<0.001
4/1/2021	<0.001	<0.001						
8/18/2021		<0.001	0.00071 (J)			0.00041 (J)	<0.001	<0.001
8/19/2021	<0.001			<0.001	0.00034 (J)			
2/10/2022	<0.001		<0.001				<0.001	<0.001
2/11/2022		<0.001		0.00033 (J)	0.00021 (J)	<0.001		
8/22/2022				<0.001	0.00028 (J)	0.0002 (J)	0.00017 (J)	<0.001
8/23/2022			<0.001					
8/31/2022	<0.001	<0.001						
2/22/2023		<0.001	<0.001	<0.001	<0.001			
2/23/2023	<0.001					<0.001	<0.001	<0.001

ND substitution: RL or RL/2 if <15% NDs.

Confidence Interval

Constituent: Lead (mg/L) Analysis Run 4/14/2026 12:42 PM View: Confidence Intervals

Plant Scherer Client: Southern Company Data: Scherer AP

	SGWC-16	SGWC-17	SGWC-18	SGWC-19	SGWC-20	SGWC-21	SGWC-22	SGWC-23
8/7/2023		<0.001	<0.001	<0.001	<0.001		<0.001	
8/8/2023	<0.001					<0.001		<0.001
2/20/2024				<0.001				
2/21/2024							<0.001	<0.001
2/26/2024	<0.001	<0.001			<0.001			
2/27/2024			<0.001			<0.001		
8/1/2024	<0.001			<0.001				
8/2/2024					<0.001	<0.001	<0.001	<0.001
8/5/2024		<0.001	<0.001					
2/19/2025	<0.001	<0.001						
2/20/2025					<0.001	0.0047	<0.001	
2/21/2025			<0.001	<0.001				<0.001
7/23/2025	0.0014	<0.001						
7/24/2025				<0.001	<0.001			
7/25/2025			<0.001					
7/28/2025						<0.001	<0.001	<0.001
2/17/2026					<0.001			
2/18/2026	<0.001	0.0011		<0.001		<0.001		
2/19/2026							<0.001	<0.001
Mean	0.0009838	0.0009748	0.0009655	0.0009769	0.0006807	0.0009648	0.0008569	0.0009686
Std. Dev.	0.0001802	0.0001559	0.0001406	0.0001244	0.0003657	0.0007889	0.0003191	0.000169
Upper Lim.	0.001	0.001	0.001	0.001	0.001	0.001	0.001	0.001
Lower Lim.	0.001	0.001	0.00071	0.00033	0.00028	0.00041	0.00019	9E-05

ND substitution: RL or RL/2 if <15% NDs.

Confidence Interval

Constituent: Lead (mg/L) Analysis Run 4/14/2026 12:42 PM View: Confidence Intervals

Plant Scherer Client: Southern Company Data: Scherer AP

	PZ-13S	PZ-42I
10/18/2018		<0.001
2/8/2022	<0.001	
2/9/2022		<0.001
8/22/2022		0.00019 (J)
8/24/2022	<0.001	
2/23/2023	<0.001	<0.001
8/2/2023	<0.001	<0.001
2/21/2024	<0.001	
2/27/2024		<0.001
8/5/2024	<0.001	<0.001
2/19/2025	0.00069 (J)	
2/20/2025		<0.001
7/29/2025		0.0016
7/30/2025	<0.001	
2/20/2026		<0.001
2/27/2026	<0.001	
Mean	0.0009656	0.000979
Std. Dev.	0.0001033	0.0003353
Upper Lim.	0.001	0.001
Lower Lim.	0.00069	0.001

ND substitution: RL or RL/2 if <15% NDs.

Confidence Interval

Constituent: Lithium (mg/L) Analysis Run 4/14/2026 12:42 PM View: Confidence Intervals

Plant Scherer Client: Southern Company Data: Scherer AP

	SGWC-6	SGWC-7	SGWC-8	SGWC-9	SGWC-10	SGWC-11	SGWC-12	SGWC-13
5/11/2016	<0.02	<0.02	<0.02	<0.02	<0.02	<0.02	<0.02	
5/12/2016								<0.02
6/27/2016	<0.02	0.0031 (J)	0.0013 (J)					
6/28/2016					<0.02	0.0013 (J)	<0.02	<0.02
6/29/2016				<0.02				
8/17/2016	<0.02	0.0046 (J)	<0.02		<0.02	<0.02		
8/18/2016							<0.02	<0.02
8/22/2016				<0.02				
10/17/2016	<0.02		<0.02		<0.02	<0.02	<0.02	<0.02
10/18/2016		0.0036 (J)		<0.02				
12/6/2016	<0.02	0.0043 (J)	<0.02		<0.02	<0.02	<0.02	<0.02
12/7/2016				<0.02				
2/14/2017	<0.02	0.0043 (J)	<0.02					
2/15/2017					<0.02	<0.02	<0.02	<0.02
2/16/2017				<0.02				
4/12/2017	<0.02	0.0051	<0.02		<0.02	<0.02	<0.02	<0.02
4/13/2017				<0.02				
6/27/2017	<0.02	0.0033 (J)	<0.02	<0.02	<0.02	<0.02	<0.02	<0.02
3/27/2018	<0.02	0.0061	0.0023 (J)		<0.02	0.0029 (J)	<0.02	<0.02
3/28/2018				<0.02				
6/6/2018	<0.02	0.004 (J)	0.0018 (J)	<0.02	<0.02	0.0017 (J)	<0.02	
6/7/2018								<0.02
10/8/2018	<0.02						<0.02	0.0014 (J)
10/9/2018		0.0053	0.002 (J)	<0.02	<0.02			
10/16/2018						0.0031 (J)		
2/20/2019	<0.02	0.006	<0.02	<0.02	<0.02	0.0031 (J)	<0.02	<0.02
4/1/2019		0.0058	0.0021 (J)	<0.02	<0.02	0.0017 (J)	0.0011 (J)	<0.02
4/2/2019	<0.02							
9/16/2019	<0.02			<0.02		<0.02	<0.02	
9/17/2019		0.0049	<0.02		<0.02			<0.02
2/18/2020	<0.02	0.0052	<0.02			<0.02		
2/19/2020				<0.02	<0.02		<0.02	<0.02
3/25/2020	<0.02		<0.02	<0.02	<0.02	<0.02		
3/26/2020		0.006					<0.02	
3/27/2020								<0.02
9/14/2020	<0.02	0.0051	<0.02	<0.02	<0.02	<0.02	<0.02	<0.02
2/9/2021	<0.02	0.0052	<0.02	<0.02	<0.02	<0.02	<0.02	<0.02
3/31/2021				<0.02	<0.02			
4/1/2021	<0.02	0.0053	<0.02					
4/7/2021						<0.02	<0.02	<0.02
8/18/2021	<0.02	0.0034 (J)	<0.02					
8/19/2021				<0.02	<0.02	<0.02		<0.02
8/20/2021							<0.02	
2/9/2022	0.0013 (J)	0.0048 (J)						
2/10/2022			0.0015 (J)	<0.02		0.0022 (J)	<0.02	
2/11/2022					<0.02			<0.02
8/18/2022		0.0061	0.0025 (J)	0.0014 (J)		0.0033 (J)	0.0012 (J)	0.0012 (J)
8/19/2022	0.0023 (J)				0.0011 (J)			
2/22/2023	<0.02	0.0056	0.0014 (J)	<0.02	<0.02	0.0024 (J)		
2/23/2023							<0.02	<0.02
8/1/2023	<0.02							
8/2/2023						<0.02		<0.02

ND substitution: RL or RL/2 if <15% NDs.

Confidence Interval

Constituent: Lithium (mg/L) Analysis Run 4/14/2026 12:42 PM View: Confidence Intervals

Plant Scherer Client: Southern Company Data: Scherer AP

	SGWC-6	SGWC-7	SGWC-8	SGWC-9	SGWC-10	SGWC-11	SGWC-12	SGWC-13
8/7/2023				<0.02	<0.02		<0.02	
8/8/2023		0.0041 (J)	<0.02					
2/20/2024	0.0046 (J)							
2/21/2024		0.003 (J)	<0.02	<0.02				
2/23/2024					<0.02	<0.02	<0.02	<0.02
7/31/2024		0.002 (J)						
8/1/2024	0.004 (J)		<0.02	<0.02		0.0059	<0.02	0.0026 (J)
8/5/2024					<0.02			
2/19/2025		0.0063	<0.02	<0.02	<0.02		<0.02	0.0025 (J)
2/20/2025	<0.02					0.0043 (J)		
7/29/2025	<0.02							
7/30/2025		0.0063 (J)	<0.02	<0.02	<0.02			<0.02
7/31/2025						<0.02	<0.02	
2/18/2026						<0.02	<0.02	<0.02
2/19/2026	0.0051 (J)		0.0045 (J)					
2/20/2026		0.0084 (J)						
2/25/2026				<0.02				
Mean	0.01715	0.005076	0.01446	0.01936	0.01932	0.01351	0.0187	0.01751
Std. Dev.	0.006387	0.001609	0.008418	0.003454	0.003572	0.008481	0.004861	0.006348
Upper Lim.	0.02	0.005813	0.02	0.02	0.02	0.02	0.02	0.02
Lower Lim.	0.0051	0.004339	0.0025	0.0014	0.0011	0.0031	0.0012	0.0026

ND substitution: RL or RL/2 if <15% NDs.

Confidence Interval

Constituent: Lithium (mg/L) Analysis Run 4/14/2026 12:42 PM View: Confidence Intervals

Plant Scherer Client: Southern Company Data: Scherer AP

	SGWC-14	SGWC-15	SGWC-16	SGWC-17	SGWC-18	SGWC-19	SGWC-20	SGWC-21
5/12/2016	<0.02	<0.02	<0.02	<0.02			<0.02	<0.02
5/13/2016					<0.02	<0.02		
6/28/2016	<0.02	0.0024 (J)	<0.02					
6/29/2016				<0.02		<0.02	0.0043 (J)	<0.02
6/30/2016					0.0032 (J)			
8/18/2016	<0.02	<0.02	<0.02	<0.02				
8/22/2016					<0.02	<0.02	0.0051	<0.02
10/17/2016	<0.02							
10/18/2016		<0.02	<0.02			<0.02	0.0038 (J)	<0.02
10/19/2016				<0.02	0.0042 (J)			
12/7/2016	<0.02	<0.02	<0.02	<0.02	<0.02			<0.02
12/8/2016						<0.02	0.0043 (J)	
2/15/2017	<0.02	<0.02		<0.02				
2/16/2017			<0.02		0.0034 (J)	<0.02	0.0047 (J)	<0.02
4/12/2017	<0.02	<0.02						
4/13/2017			<0.02	<0.02	<0.02	<0.02	0.004 (J)	<0.02
6/27/2017	<0.02	<0.02	<0.02	<0.02				
6/28/2017					<0.02	<0.02	0.0032 (J)	<0.02
3/27/2018	<0.02	0.0034 (J)	<0.02	0.0014 (J)				
3/28/2018					0.0056	<0.02	0.0053	0.0038 (J)
6/7/2018	<0.02	0.003 (J)	<0.02	<0.02			0.0038 (J)	0.0013 (J)
6/8/2018					0.0042 (J)	0.0022 (J)		
10/8/2018	0.0011 (J)		0.0015 (J)	<0.02				0.0019 (J)
10/9/2018						<0.02		
10/16/2018		0.0034 (J)						
10/18/2018					0.0054		0.0062	
1/2/2019					0.0055			
2/20/2019	<0.02	0.0038 (J)	<0.02	<0.02	0.0054	<0.02	0.0048 (J)	<0.02
4/1/2019	<0.02	0.0025 (J)						
4/2/2019			<0.02	<0.02	0.0041 (J)	0.0021 (J)	0.0046 (J)	0.0027 (J)
9/17/2019	<0.02	0.0037	<0.02	<0.02	0.005	<0.02	0.0042	<0.02
2/18/2020							0.0036 (J)	<0.02
2/19/2020	<0.02	<0.02	<0.02	<0.02		<0.02		
2/20/2020					0.0045 (J)			
3/23/2020						<0.02	0.0045 (J)	<0.02
3/24/2020				<0.02				
3/26/2020					0.0046 (J)			
3/27/2020	<0.02	0.0038 (J)	<0.02					
9/15/2020	<0.02	0.0037 (J)	<0.02	<0.02	0.0049 (J)	<0.02	0.0037 (J)	<0.02
2/9/2021	<0.02	<0.02	<0.02					
2/10/2021				<0.02	0.0055	<0.02	0.0047 (J)	<0.02
3/30/2021					0.0043 (J)	<0.02	<0.02	<0.02
3/31/2021		<0.02						
4/1/2021			<0.02	<0.02				
4/6/2021	<0.02							
8/18/2021				<0.02	0.0047 (J)			<0.02
8/19/2021	<0.02	<0.02	<0.02			<0.02	0.0046 (J)	
2/10/2022			<0.02		0.0039 (J)			
2/11/2022		0.0027 (J)		<0.02		0.0072	0.0037 (J)	0.0011 (J)
2/14/2022	<0.02							
8/19/2022	0.0015 (J)	0.0038 (J)						
8/22/2022						0.0012 (J)	0.003 (J)	<0.02

ND substitution: RL or RL/2 if <15% NDs.

Confidence Interval

Constituent: Lithium (mg/L) Analysis Run 4/14/2026 12:42 PM View: Confidence Intervals

Plant Scherer Client: Southern Company Data: Scherer AP

	SGWC-14	SGWC-15	SGWC-16	SGWC-17	SGWC-18	SGWC-19	SGWC-20	SGWC-21
8/23/2022					0.0032 (J)			
8/31/2022			0.0012 (J)	<0.02				
2/22/2023				<0.02	0.0035 (J)	0.0015 (J)	0.0025 (J)	
2/23/2023	<0.02	0.0022 (J)	<0.02					<0.02
8/7/2023		<0.02		<0.02	<0.02	<0.02	<0.02	
8/8/2023	<0.02		<0.02					<0.02
2/20/2024						0.015		
2/26/2024		<0.02	<0.02	<0.02			<0.02	
2/27/2024	0.0021 (J)				0.0069			<0.02
8/1/2024	<0.02	0.0042 (J)	<0.02			0.0027 (J)		
8/2/2024							0.004 (J)	0.0033 (J)
8/5/2024				<0.02	<0.02			
2/19/2025	0.0035 (J)		0.0038 (J)	<0.02				
2/20/2025		0.0038 (J)					0.0071	<0.02
2/21/2025					0.0026 (J)	0.016		
7/23/2025			<0.02	<0.02				
7/24/2025						<0.02	<0.02	
7/25/2025					0.0047 (J)			
7/28/2025								<0.02
7/30/2025		0.0042 (J)						
7/31/2025	<0.02							
2/17/2026		0.0039 (J)					0.0053 (J)	
2/18/2026			<0.02	<0.02		0.018 (J)		<0.02
2/19/2026	0.0044 (J)							
Mean	0.01699	0.01084	0.01816	0.01936	0.008252	0.01607	0.007069	0.01635
Std. Dev.	0.00674	0.008412	0.00554	0.003454	0.0068	0.007051	0.006074	0.007291
Upper Lim.	0.02	0.02	0.02	0.02	0.0069	0.02	0.0053	0.02
Lower Lim.	0.0044	0.0037	0.0038	0.0014	0.0042	0.016	0.0038	0.0038

ND substitution: RL or RL/2 if <15% NDs.

Confidence Interval

Constituent: Lithium (mg/L) Analysis Run 4/14/2026 12:42 PM View: Confidence Intervals

Plant Scherer Client: Southern Company Data: Scherer AP

	SGWC-22	SGWC-23	PZ-13S	PZ-14S	PZ-17I	PZ-39S	PZ-40I	PZ-41S
5/12/2016	<0.02	<0.02						
6/29/2016	<0.02	0.0027 (J)						
8/19/2016	<0.02	<0.02						
10/18/2016	<0.02	0.0032 (J)						
12/7/2016	<0.02	0.0043 (J)						
2/15/2017		<0.02						
2/16/2017	<0.02							
4/13/2017	<0.02	0.0036 (J)						
6/28/2017	<0.02	0.0032 (J)						
3/27/2018		0.005						
3/28/2018	0.0033 (J)							
6/7/2018	<0.02	0.0027 (J)						
10/8/2018	0.0011 (J)	0.0035 (J)						
10/17/2018						0.0027 (J)		
10/18/2018					0.0017 (J)		0.015	0.0029 (J)
1/10/2019				<0.02				
2/19/2019	<0.02	<0.02						
4/2/2019	0.0026 (J)	0.0041 (J)						
9/18/2019	<0.02	0.0043						
2/13/2020				<0.02				
2/18/2020	<0.02	<0.02						
2/19/2020								<0.02
3/24/2020	<0.02	<0.02						
9/15/2020	<0.02	<0.02						
2/10/2021	<0.02	<0.02						
3/31/2021	<0.02	<0.02						
4/2/2021				<0.02				
8/18/2021	<0.02	<0.02		<0.02				
2/8/2022			0.0025 (J)	0.0015 (J)				
2/9/2022					<0.02	0.012		<0.02
2/10/2022	<0.02	0.0029 (J)					0.01	
8/22/2022	0.00087 (J)	0.002 (J)						
8/23/2022				0.0011 (J)		0.022	0.01	
8/24/2022			0.0023 (J)		<0.02			0.00099 (J)
2/23/2023	0.0019 (J)	0.0042 (J)	0.0033 (J)	0.0022 (J)	0.0016 (J)			<0.02
2/24/2023						0.0071	0.011	
8/1/2023				<0.02	<0.02		0.0083	
8/2/2023			<0.02			0.0063		<0.02
8/7/2023	<0.02							
8/8/2023		<0.02						
2/21/2024	<0.02	0.0027 (J)	<0.02					
2/26/2024					<0.02			
2/27/2024						<0.02	0.0071	<0.02
2/28/2024				<0.02				
8/1/2024					<0.02			
8/2/2024	<0.02	0.0034 (J)						
8/5/2024			<0.02	<0.02			0.012	
8/6/2024						0.0094		<0.02
2/19/2025			<0.02	0.0031 (J)				
2/20/2025	<0.02						0.013	
2/21/2025		0.0051			<0.02			0.0057
2/24/2025						0.0025 (J)		

ND substitution: RL or RL/2 if <15% NDs.

Confidence Interval

Constituent: Lithium (mg/L) Analysis Run 4/14/2026 12:42 PM View: Confidence Intervals

Plant Scherer Client: Southern Company Data: Scherer AP

	SGWC-22	SGWC-23	PZ-13S	PZ-14S	PZ-17I	PZ-39S	PZ-40I	PZ-41S
7/28/2025	<0.02	<0.02						
7/29/2025				<0.02	<0.02	0.0068 (J)	0.018 (J)	<0.02
7/30/2025			<0.02					
2/18/2026					<0.02		0.011 (J)	<0.02
2/19/2026	<0.02	0.005 (J)		0.004 (J)				
2/26/2026						0.0037 (J)		
2/27/2026			<0.02					
Mean	0.01689	0.01041	0.01423	0.01322	0.01633	0.00825	0.01154	0.01542
Std. Dev.	0.006948	0.008229	0.008654	0.008948	0.007737	0.005767	0.00319	0.00792
Upper Lim.	0.02	0.02	0.02	0.02	0.02	0.0134	0.01439	0.02
Lower Lim.	0.0033	0.0034	0.0023	0.0015	0.0017	0.003105	0.008694	0.0029

ND substitution: RL or RL/2 if <15% NDs.

Confidence Interval

Constituent: Lithium (mg/L) Analysis Run 4/14/2026 12:42 PM View: Confidence Intervals

Plant Scherer Client: Southern Company Data: Scherer AP

	PZ-42I	PZ-43S	PZ-44I	PZ-69I
10/16/2018			0.069	
10/18/2018	0.004 (J)	0.0015 (J)		
3/2/2020			<0.02	
3/31/2021			0.023	
4/7/2021			0.02	
8/18/2021			0.0095	
2/9/2022	0.0026 (J)	0.0031 (J)	0.01	
2/10/2022				0.0029 (J)
8/22/2022	0.0036 (J)			
8/24/2022		0.0032 (J)	0.011	0.0025 (J)
2/23/2023	0.0064			
2/24/2023		0.0046 (J)		0.0026 (J)
2/28/2023			0.014	
8/2/2023	0.0055	<0.02	0.015	<0.02
2/23/2024			0.01	<0.02
2/27/2024	0.0049 (J)	0.0038 (J)		
8/1/2024			0.06	
8/2/2024		0.0045 (J)		0.0045 (J)
8/5/2024	<0.02			
2/20/2025	0.028			
2/24/2025		<0.02	0.037	<0.02
7/29/2025	0.006 (J)	0.0079 (J)	0.025	<0.02
2/20/2026	0.023		0.012 (J)	
2/26/2026		0.0049 (J)		<0.02
Mean	0.0094	0.00735	0.02325	0.0125
Std. Dev.	0.008796	0.006865	0.0192	0.008912
Upper Lim.	0.01381	0.005663	0.037	0.02
Lower Lim.	0.00346	0.002615	0.01	0.0025

ND substitution: RL or RL/2 if <15% NDs.

Confidence Interval

Constituent: Mercury (mg/L) Analysis Run 4/14/2026 12:42 PM View: Confidence Intervals

Plant Scherer Client: Southern Company Data: Scherer AP

	SGWC-6	SGWC-7	SGWC-8	SGWC-9	SGWC-10	SGWC-11	SGWC-12	SGWC-13
5/11/2016	<0.0002	<0.0002	<0.0002	<0.0002	<0.0002	<0.0002	<0.0002	
5/12/2016								<0.0002
6/27/2016	<0.0002	<0.0002	<0.0002					
6/28/2016					<0.0002	<0.0002	<0.0002	<0.0002
6/29/2016				<0.0002				
8/17/2016	<0.0002	<0.0002	<0.0002		<0.0002	<0.0002		
8/18/2016							<0.0002	<0.0002
8/22/2016				<0.0002				
10/17/2016	<0.0002		<0.0002		<0.0002	<0.0002	<0.0002	<0.0002
10/18/2016		<0.0002		<0.0002				
12/6/2016	0.00011 (J)	0.00011 (J)	7.6E-05 (J)		0.00013 (J)	0.0001 (J)	9.3E-05 (J)	0.00011 (J)
12/7/2016				0.0001 (J)				
2/14/2017	<0.0002	<0.0002	<0.0002					
2/15/2017					<0.0002	<0.0002	<0.0002	<0.0002
2/16/2017				<0.0002				
4/12/2017	<0.0002	<0.0002	<0.0002		<0.0002	<0.0002	<0.0002	<0.0002
4/13/2017				<0.0002				
6/27/2017	<0.0002	<0.0002	<0.0002	<0.0002	<0.0002	<0.0002	<0.0002	<0.0002
3/27/2018	<0.0002	<0.0002	<0.0002		<0.0002	<0.0002	<0.0002	<0.0002
3/28/2018				<0.0002				
6/6/2018	<0.0002	<0.0002	<0.0002	<0.0002	<0.0002	<0.0002	<0.0002	
6/7/2018								<0.0002
10/8/2018	<0.0002						<0.0002	<0.0002
10/9/2018		<0.0002	<0.0002	<0.0002	<0.0002			
10/16/2018						<0.0002		
2/20/2019	<0.0002	<0.0002	<0.0002	<0.0002	<0.0002	<0.0002	<0.0002	<0.0002
4/1/2019		<0.0002	<0.0002	<0.0002	<0.0002	<0.0002	<0.0002	<0.0002
4/2/2019	<0.0002							
9/16/2019	<0.0002			<0.0002		<0.0002	<0.0002	
9/17/2019		<0.0002	<0.0002		<0.0002			<0.0002
2/18/2020	<0.0002	<0.0002	<0.0002			<0.0002		
2/19/2020				<0.0002	<0.0002		<0.0002	<0.0002
3/25/2020	<0.0002		<0.0002	<0.0002	<0.0002	<0.0002		
3/26/2020		<0.0002					<0.0002	
3/27/2020								<0.0002
9/14/2020	<0.0002	<0.0002	<0.0002	<0.0002	<0.0002	<0.0002	<0.0002	<0.0002
2/9/2021	<0.0002	<0.0002	<0.0002	<0.0002	<0.0002	<0.0002	<0.0002	<0.0002
3/31/2021				<0.0002	<0.0002			
4/1/2021	<0.0002	<0.0002	<0.0002					
4/7/2021						<0.0002	<0.0002	<0.0002
8/18/2021	<0.0002	<0.0002	<0.0002					
8/19/2021				<0.0002	<0.0002	<0.0002		<0.0002
8/20/2021							<0.0002	
2/9/2022	<0.0002	<0.0002						
2/10/2022			<0.0002	<0.0002		<0.0002	<0.0002	
2/11/2022					<0.0002			<0.0002
8/18/2022		<0.0002	<0.0002	<0.0002		<0.0002	<0.0002	<0.0002
8/19/2022	<0.0002				<0.0002			
2/22/2023	<0.0002	<0.0002	<0.0002	<0.0002	<0.0002	<0.0002		
2/23/2023							<0.0002	<0.0002
8/1/2023	<0.0002							
8/2/2023						<0.0002		<0.0002

ND substitution: RL or RL/2 if <15% NDs.

Confidence Interval

Constituent: Mercury (mg/L) Analysis Run 4/14/2026 12:42 PM View: Confidence Intervals

Plant Scherer Client: Southern Company Data: Scherer AP

	SGWC-6	SGWC-7	SGWC-8	SGWC-9	SGWC-10	SGWC-11	SGWC-12	SGWC-13
8/7/2023				<0.0002	<0.0002		<0.0002	
8/8/2023		<0.0002	<0.0002					
2/20/2024	<0.0002							
2/21/2024		<0.0002	<0.0002	<0.0002				
2/23/2024					<0.0002	<0.0002	<0.0002	<0.0002
7/31/2024		<0.0002						
8/1/2024	<0.0002		<0.0002	<0.0002		<0.0002	<0.0002	<0.0002
8/5/2024					<0.0002			
2/19/2025		<0.0002	<0.0002	<0.0002	<0.0002		<0.0002	<0.0002
2/20/2025	<0.0002					<0.0002		
7/29/2025	<0.0002							
7/30/2025		<0.0002	0.00017 (J)	<0.0002	<0.0002			<0.0002
7/31/2025						<0.0002	<0.0002	
2/18/2026						0.00029	<0.0002	<0.0002
2/19/2026	<0.0002		<0.0002					
2/20/2026		<0.0002						
2/25/2026				0.00022				
Mean	0.0001969	0.0001969	0.0001947	0.0001972	0.0001975	0.0001997	0.0001963	0.0001969
Std. Dev.	1.671E-05	1.671E-05	2.35E-05	1.907E-05	1.323E-05	2.542E-05	1.987E-05	1.671E-05
Upper Lim.	0.0002	0.0002	0.0002	0.0002	0.0002	0.0002	0.0002	0.0002
Lower Lim.	0.00011	0.00011	0.00017	0.0002	0.00013	0.0002	9.3E-05	0.00011

ND substitution: RL or RL/2 if <15% NDs.

Confidence Interval

Constituent: Mercury (mg/L) Analysis Run 4/14/2026 12:42 PM View: Confidence Intervals

Plant Scherer Client: Southern Company Data: Scherer AP

	SGWC-14	SGWC-15	SGWC-16	SGWC-17	SGWC-18	SGWC-20	SGWC-21	SGWC-22
5/12/2016	<0.0002	<0.0002	<0.0002	<0.0002		<0.0002	<0.0002	<0.0002
5/13/2016					<0.0002			
6/28/2016	<0.0002	<0.0002	<0.0002					
6/29/2016				<0.0002		<0.0002	<0.0002	<0.0002
6/30/2016					<0.0002			
8/18/2016	<0.0002	0.00011 (J)	<0.0002	<0.0002				
8/19/2016								<0.0002
8/22/2016					0.00014 (J)	7.3E-05 (J)	<0.0002	
10/17/2016	8.9E-05 (J)							
10/18/2016		0.00012 (J)	<0.0002			<0.0002	<0.0002	<0.0002
10/19/2016				<0.0002	<0.0002			
12/7/2016	0.00012 (J)	0.00017 (J)	7.6E-05 (J)	0.00011 (J)	0.00014 (J)		0.0001 (J)	9.9E-05 (J)
12/8/2016						<0.0002		
2/15/2017	<0.0002	0.00011 (J)		<0.0002				
2/16/2017			<0.0002		8.4E-05 (J)	<0.0002	<0.0002	<0.0002
4/12/2017	<0.0002	7.2E-05 (J)						
4/13/2017			<0.0002	<0.0002	<0.0002	<0.0002	<0.0002	<0.0002
6/27/2017	<0.0002	8.4E-05 (J)	<0.0002	<0.0002				
6/28/2017					<0.0002	<0.0002	<0.0002	<0.0002
3/27/2018	0.0001 (J)	0.00014 (J)	<0.0002	<0.0002				
3/28/2018					8.3E-05 (J)	<0.0002	<0.0002	<0.0002
6/7/2018	<0.0002	0.00013 (J)	<0.0002	0.00011 (J)		8.2E-05 (J)	<0.0002	<0.0002
6/8/2018					0.00014 (J)			
10/8/2018	<0.0002		<0.0002	<0.0002			<0.0002	<0.0002
10/16/2018		<0.0002						
10/18/2018					0.00021	<0.0002		
1/2/2019					0.00024			
2/19/2019								<0.0002
2/20/2019	<0.0002	<0.0002	<0.0002	<0.0002	0.00026	<0.0002	<0.0002	
4/1/2019	<0.0002	<0.0002						
4/2/2019			<0.0002	<0.0002	0.0002	<0.0002	<0.0002	<0.0002
9/17/2019	<0.0002	<0.0002	<0.0002	<0.0002	0.00014 (J)	<0.0002	<0.0002	
9/18/2019								<0.0002
2/18/2020						<0.0002	<0.0002	<0.0002
2/19/2020	0.0002	0.00016 (J)	<0.0002	<0.0002				
2/20/2020					0.00022			
3/23/2020						<0.0002	<0.0002	
3/24/2020				<0.0002				<0.0002
3/26/2020					0.00019 (J)			
3/27/2020	<0.0002	0.00011 (J)	<0.0002					
9/15/2020	<0.0002	<0.0002	<0.0002	<0.0002	0.00013 (J)	<0.0002	<0.0002	<0.0002
2/9/2021	<0.0002	0.00013 (J)	<0.0002					
2/10/2021				<0.0002	0.00018 (J)	<0.0002	<0.0002	<0.0002
3/30/2021					0.00022	0.00013 (J)	<0.0002	
3/31/2021		0.00018 (J)						<0.0002
4/1/2021			<0.0002	<0.0002				
4/6/2021	<0.0002							
8/18/2021				0.00017 (J)	0.00022		<0.0002	<0.0002
8/19/2021	<0.0002	<0.0002	<0.0002			<0.0002		
2/10/2022			<0.0002		<0.0002			<0.0002
2/11/2022		<0.0002		<0.0002		<0.0002	<0.0002	
2/14/2022	<0.0002							

ND substitution: RL or RL/2 if <15% NDs.

Confidence Interval

Constituent: Mercury (mg/L) Analysis Run 4/14/2026 12:42 PM View: Confidence Intervals

Plant Scherer Client: Southern Company Data: Scherer AP

	SGWC-14	SGWC-15	SGWC-16	SGWC-17	SGWC-18	SGWC-20	SGWC-21	SGWC-22
8/19/2022	<0.0002	<0.0002						
8/31/2022			<0.0002	0.00013 (J)				
10/31/2022					<0.0002	<0.0002	<0.0002	<0.0002
2/22/2023				<0.0002	<0.0002	<0.0002		
2/23/2023	<0.0002	<0.0002	<0.0002				<0.0002	<0.0002
8/7/2023		0.0001 (J)		<0.0002	8.3E-05 (J)	<0.0002		<0.0002
8/8/2023	<0.0002		<0.0002				<0.0002	
2/21/2024								<0.0002
2/26/2024		0.00013 (J)	<0.0002	9.1E-05 (J)		<0.0002		
2/27/2024	<0.0002				<0.0002		<0.0002	
8/1/2024	<0.0002	8.9E-05 (J)	<0.0002					
8/2/2024						<0.0002	<0.0002	<0.0002
8/5/2024				<0.0002	<0.0002			
2/19/2025	8.1E-05 (J)		<0.0002	8.7E-05 (J)				
2/20/2025		0.00015 (J)				<0.0002	<0.0002	<0.0002
2/21/2025					<0.0002			
7/23/2025			<0.0002	<0.0002				
7/24/2025						<0.0002		
7/25/2025					<0.0002			
7/28/2025							<0.0002	<0.0002
7/30/2025		<0.0002						
7/31/2025	<0.0002							
2/17/2026		<0.0002				0.00017 (J)		
2/18/2026			<0.0002	<0.0002			<0.0002	
2/19/2026	<0.0002							<0.0002
Mean	0.0001859	0.0001581	0.0001957	0.0001827	0.0001821	0.0001881	0.0001966	0.0001965
Std. Dev.	3.639E-05	4.458E-05	2.303E-05	3.682E-05	4.544E-05	3.367E-05	1.857E-05	1.876E-05
Upper Lim.	0.0002	0.0002	0.0002	0.0002	0.0002	0.0002	0.0002	0.0002
Lower Lim.	0.00012	0.00012	7.6E-05	0.00017	0.00018	0.00017	0.0001	9.9E-05

ND substitution: RL or RL/2 if <15% NDs.

Confidence Interval

Constituent: Mercury (mg/L) Analysis Run 4/14/2026 12:42 PM View: Confidence Intervals

Plant Scherer Client: Southern Company Data: Scherer AP

	SGWC-23	PZ-13S	PZ-44I
5/12/2016	<0.0002		
6/29/2016	<0.0002		
8/19/2016	7.1E-05 (J)		
10/18/2016	<0.0002		
12/7/2016	0.00011 (J)		
2/15/2017	<0.0002		
4/13/2017	<0.0002		
6/28/2017	<0.0002		
3/27/2018	<0.0002		
6/7/2018	0.00028		
10/8/2018	<0.0002		
10/16/2018			8.4E-05 (J)
2/19/2019	<0.0002		
4/2/2019	<0.0002		
9/18/2019	<0.0002		
2/18/2020	0.00011 (J)		
3/24/2020	<0.0002		
9/15/2020	<0.0002		
2/10/2021	<0.0002		
3/31/2021	<0.0002		
8/18/2021	<0.0002		
2/8/2022		0.00022	
2/9/2022			<0.0002
2/10/2022	<0.0002		
8/24/2022		0.00024	<0.0002
10/31/2022	<0.0002		
2/23/2023	<0.0002	0.00015 (J)	
2/28/2023			<0.0002
8/2/2023		0.00016 (J)	<0.0002
8/8/2023	<0.0002		
2/21/2024	<0.0002	9.6E-05 (J)	
2/23/2024			<0.0002
8/1/2024			<0.0002
8/2/2024	<0.0002		
8/5/2024		0.00013 (J)	
2/19/2025		0.00069	
2/21/2025	<0.0002		
2/24/2025			<0.0002
7/28/2025	<0.0002		
7/29/2025			<0.0002
7/30/2025		0.00063	
2/19/2026	<0.0002		
2/20/2026			<0.0002
2/27/2026		0.0006	
Mean	0.0001921	0.000324	0.0001884
Std. Dev.	3.656E-05	0.000242	3.668E-05
Upper Lim.	0.0002	0.0005191	0.0002
Lower Lim.	0.00011	0.0001225	0.0002

ND substitution: RL or RL/2 if <15% NDs.

Confidence Interval

Constituent: Molybdenum (mg/L) Analysis Run 4/14/2026 12:42 PM View: Confidence Intervals

Plant Scherer Client: Southern Company Data: Scherer AP

	SGWC-6	SGWC-7	SGWC-8	SGWC-9	SGWC-12	SGWC-14	SGWC-16	SGWC-23
5/11/2016	<0.005	0.00343 (J)	<0.005	<0.005	<0.005			
5/12/2016						<0.005	<0.005	<0.005
6/27/2016	0.0007 (J)	0.0033 (J)	0.0008 (J)					
6/28/2016					0.0012 (J)	<0.005	<0.005	
6/29/2016				0.0021 (J)				<0.005
8/17/2016	<0.005	0.002 (J)	<0.005					
8/18/2016					0.0011 (J)	<0.005	<0.005	
8/19/2016								<0.005
8/22/2016				0.00099 (J)				
10/17/2016	<0.005		<0.005		<0.005	<0.005		
10/18/2016		0.0012 (J)		0.0014 (J)			<0.005	<0.005
12/6/2016	<0.005	0.0021 (J)	<0.005		<0.005			
12/7/2016				0.001 (J)		<0.005	<0.005	<0.005
2/14/2017	<0.005	<0.015	<0.005					
2/15/2017					<0.005	0.003 (J)		<0.005
2/16/2017				<0.005			<0.005	
4/12/2017	<0.005	0.0033 (J)	<0.005		<0.005	<0.005		
4/13/2017				0.001 (J)			<0.005	<0.005
6/27/2017	0.00099 (J)	0.0021 (J)	<0.005	<0.005	<0.005	<0.005	<0.005	
6/28/2017								<0.005
3/27/2018	<0.005	<0.015	<0.005		<0.005	<0.005	<0.005	<0.005
3/28/2018				<0.005				
10/8/2018	<0.005				<0.005	<0.005	<0.005	<0.005
10/9/2018		<0.015	<0.005	<0.005				
2/19/2019								<0.005
2/20/2019	<0.005	0.0013 (J)	<0.005	0.00075 (J)	<0.005	<0.005	<0.005	
4/1/2019		<0.015	<0.005	<0.005	<0.005	<0.005		
4/2/2019	<0.005						<0.005	<0.005
9/16/2019	<0.005			0.00067 (J)	<0.005			
9/17/2019		0.0014 (J)	<0.005			<0.005	<0.005	
9/18/2019								<0.005
2/18/2020	<0.005	0.0014 (J)	<0.005					<0.005
2/19/2020				0.00063 (J)	<0.005	<0.005	<0.005	
3/24/2020								<0.005
3/25/2020	<0.005		<0.005	<0.005				
3/26/2020		0.001 (J)			<0.005			
3/27/2020						0.00081 (J)	<0.005	
9/14/2020	<0.005	0.0012 (J)	<0.005	<0.005	<0.005			
9/15/2020						<0.005	<0.005	<0.005
2/9/2021	<0.005	0.0014 (J)	<0.005	0.00063 (J)	<0.005	<0.005	<0.005	
2/10/2021								<0.005
3/31/2021				<0.005				<0.005
4/1/2021	<0.005	0.0009 (J)	<0.005				<0.005	
4/6/2021						<0.005		
4/7/2021					<0.005			
8/18/2021	<0.005	0.0016 (J)	<0.005					<0.005
8/19/2021				<0.005		<0.005	<0.005	
8/20/2021					<0.005			
2/9/2022	<0.005	0.0012 (J)						
2/10/2022			<0.005	<0.005	<0.005		<0.005	<0.005
2/14/2022						<0.005		
8/18/2022		0.0011 (J)	0.00073 (J)	<0.005	<0.005			

ND substitution: RL or RL/2 if <15% NDs.

Confidence Interval

Constituent: Molybdenum (mg/L) Analysis Run 4/14/2026 12:42 PM View: Confidence Intervals

Plant Scherer Client: Southern Company Data: Scherer AP

	SGWC-6	SGWC-7	SGWC-8	SGWC-9	SGWC-12	SGWC-14	SGWC-16	SGWC-23
8/19/2022	<0.005					<0.005		
8/22/2022								<0.005
8/31/2022							<0.005	
2/22/2023	<0.005	<0.015	<0.005	<0.005				
2/23/2023					<0.005	<0.005	<0.005	0.00062 (J)
8/1/2023	<0.005							
8/7/2023				<0.005	<0.005			
8/8/2023		0.001 (J)	<0.005			<0.005	<0.005	<0.005
2/20/2024	<0.005							
2/21/2024		0.0014 (J)	<0.005	<0.005				<0.005
2/23/2024					<0.005			
2/26/2024							<0.005	
2/27/2024						<0.005		
7/31/2024		0.0011 (J)						
8/1/2024	<0.005		<0.005	<0.005	<0.005	<0.005	<0.005	
8/2/2024								<0.005
2/19/2025		0.001 (J)	<0.005	<0.005	<0.005	<0.005	<0.005	
2/20/2025	<0.005							
2/21/2025								<0.005
7/23/2025							0.0011 (J)	
7/28/2025								<0.005
7/29/2025	<0.005							
7/30/2025		0.0012 (J)	<0.005	<0.005				
7/31/2025					<0.005	<0.005		
2/18/2026					<0.005		<0.005	
2/19/2026	<0.005		<0.005			<0.005		<0.005
2/20/2026		0.0012 (J)						
2/25/2026				<0.005				
Mean	0.004703	0.003994	0.004697	0.00372	0.004725	0.004779	0.004861	0.004844
Std. Dev.	0.00109	0.005271	0.001111	0.001911	0.00101	0.0008647	0.000737	0.0008277
Upper Lim.	0.005	0.0033	0.005	0.005	0.005	0.005	0.005	0.005
Lower Lim.	0.00099	0.0012	0.0008	0.0014	0.0012	0.003	0.0011	0.00062

ND substitution: RL or RL/2 if <15% NDs.

Confidence Interval

Constituent: Molybdenum (mg/L) Analysis Run 4/14/2026 12:42 PM View: Confidence Intervals

Plant Scherer Client: Southern Company Data: Scherer AP

	PZ-39S	PZ-40I	PZ-42I	PZ-43S	PZ-69I
2/9/2022	0.0011 (J)		0.0057 (J)	<0.015	
2/10/2022		<0.005			0.0017 (J)
8/22/2022			0.0062 (J)		
8/23/2022	0.0013 (J)	0.00079 (J)			
8/24/2022				<0.015	0.00081 (J)
2/23/2023			0.0066 (J)		
2/24/2023	0.0011 (J)	<0.005		<0.015	0.00069 (J)
8/1/2023		<0.005			
8/2/2023	0.0011 (J)		0.0062 (J)	<0.015	0.0011 (J)
2/23/2024					<0.015
2/27/2024	0.00099 (J)	<0.005	0.0067 (J)	<0.015	
8/2/2024				<0.015	<0.015
8/5/2024		<0.005	0.0079 (J)		
8/6/2024	0.00087 (J)				
2/20/2025		<0.005	0.0097 (J)		
2/24/2025	<0.015			<0.015	<0.015
7/29/2025	0.0013 (J)	<0.005	0.0077	0.0021 (J)	0.0013 (J)
2/18/2026		0.00069 (J)			
2/20/2026			0.0086		
2/26/2026	0.00088 (J)			0.00089 (J)	0.00094 (J)
Mean	0.001793	0.004053	0.007256	0.012	0.005727
Std. Dev.	0.002146	0.001879	0.001313	0.005963	0.006961
Upper Lim.	0.0075	0.005	0.008523	0.015	0.015
Lower Lim.	0.00087	0.00069	0.005988	0.00089	0.00069

ND substitution: RL or RL/2 if <15% NDs.

Confidence Interval

Constituent: Selenium (mg/L) Analysis Run 4/14/2026 12:42 PM View: Confidence Intervals

Plant Scherer Client: Southern Company Data: Scherer AP

	SGWC-6	SGWC-7	SGWC-11	SGWC-12	SGWC-13	SGWC-14	SGWC-15	SGWC-16
5/11/2016	<0.005	<0.005	<0.005	<0.005				
5/12/2016					<0.005	<0.005	0.00965 (J)	<0.005
6/27/2016	<0.005	<0.005						
6/28/2016			<0.005	<0.005	<0.005	<0.005	0.0101	<0.005
8/17/2016	<0.005	<0.005	<0.005					
8/18/2016				0.00031 (J)	<0.005	<0.005	0.0014	0.00053 (J)
10/17/2016	<0.005		<0.005	<0.005	0.0003 (J)	<0.005		
10/18/2016		<0.005					0.0013	<0.005
12/6/2016	<0.005	<0.005	<0.005	<0.005	<0.005			
12/7/2016						<0.005	0.0007 (J)	<0.005
2/14/2017	<0.005	<0.005						
2/15/2017			<0.005	<0.005	<0.005	0.00066 (J)	0.00075 (J)	
2/16/2017								<0.005
4/12/2017	0.00034 (J)	<0.005	<0.005	<0.005	<0.005	<0.005	<0.005	
4/13/2017								<0.005
6/27/2017	0.00057 (J)	<0.005	<0.005	<0.005	<0.005	<0.005	0.0013	0.001 (J)
3/27/2018	<0.005	<0.005	<0.005	<0.005	<0.005	<0.005	<0.005	<0.005
6/6/2018	0.00032 (J)	<0.005	<0.005	<0.005				
6/7/2018					0.00064 (J)	0.00084 (J)	0.0014	0.0013
10/8/2018	<0.005			<0.005	<0.005	<0.005		0.0014
10/9/2018		0.00034 (J)						
10/16/2018			0.00046 (J)				0.0021	
2/20/2019	<0.005	<0.005	<0.005	<0.005	<0.005	<0.005	0.0034	0.0012 (J)
4/1/2019		<0.005	<0.005	<0.005	<0.005	<0.005	<0.005	
4/2/2019	<0.005							0.0021
9/16/2019	<0.005		<0.005	<0.005				
9/17/2019		<0.005			<0.005	<0.005	<0.005	<0.005
2/18/2020	<0.005	<0.005	<0.005					
2/19/2020				<0.005	<0.005	<0.005	<0.005	<0.005
3/25/2020	<0.005		<0.005					
3/26/2020		<0.005		<0.005				
3/27/2020					<0.005	<0.005	<0.005	<0.005
9/14/2020	<0.005	<0.005	<0.005	<0.005	<0.005			
9/15/2020						<0.005	<0.005	<0.005
2/9/2021	<0.005	<0.005	<0.005	<0.005	<0.005	<0.005	<0.005	<0.005
3/31/2021							<0.005	
4/1/2021	<0.005	<0.005						<0.005
4/6/2021						<0.005		
4/7/2021			<0.005	<0.005	<0.005			
8/18/2021	<0.005	<0.005						
8/19/2021			<0.005		<0.005	<0.005	<0.005	<0.005
8/20/2021				<0.005				
2/9/2022	<0.005	<0.005						
2/10/2022			<0.005	<0.005				0.00092 (J)
2/11/2022					<0.005		<0.005	
2/14/2022						<0.005		
8/18/2022		<0.005	<0.005	<0.005	<0.005			
8/19/2022	<0.005					<0.005	<0.005	
8/31/2022								0.001 (J)
2/22/2023	<0.005	<0.005	<0.005					
2/23/2023				<0.005	<0.005	<0.005	<0.005	0.00093 (J)
8/1/2023	<0.005							

ND substitution: RL or RL/2 if <15% NDs.

Confidence Interval

Constituent: Selenium (mg/L) Analysis Run 4/14/2026 12:42 PM View: Confidence Intervals

Plant Scherer Client: Southern Company Data: Scherer AP

	SGWC-6	SGWC-7	SGWC-11	SGWC-12	SGWC-13	SGWC-14	SGWC-15	SGWC-16
8/2/2023			<0.005		<0.005			
8/7/2023				<0.005			<0.005	
8/8/2023		<0.005				<0.005		<0.005
2/20/2024	<0.005							
2/21/2024		<0.005						
2/23/2024			<0.005	<0.005	<0.005			
2/26/2024							0.0084	<0.005
2/27/2024						<0.005		
7/31/2024		<0.005						
8/1/2024	<0.005		<0.005	<0.005	<0.005	<0.005	0.0048 (J)	<0.005
2/19/2025		<0.005		<0.005	<0.005	<0.005		<0.005
2/20/2025	<0.005		<0.005				0.0035 (J)	
7/23/2025								<0.005
7/29/2025	<0.005							
7/30/2025		<0.005			<0.005		<0.005	
7/31/2025			<0.005	<0.005		<0.005		
2/17/2026							0.0066	
2/18/2026			<0.005	<0.005	<0.005			<0.005
2/19/2026	<0.005					<0.005		
2/20/2026		<0.005						
Mean	0.004525	0.004839	0.004843	0.004838	0.004688	0.004707	0.004497	0.003806
Std. Dev.	0.001423	0.0008653	0.0008431	0.0008709	0.001169	0.001096	0.002372	0.001826
Upper Lim.	0.005	0.005	0.005	0.005	0.005	0.005	0.005	0.005
Lower Lim.	0.00057	0.00034	0.00046	0.00031	0.00064	0.00084	0.0034	0.0014

ND substitution: RL or RL/2 if <15% NDs.

Confidence Interval

Constituent: Selenium (mg/L) Analysis Run 4/14/2026 12:42 PM View: Confidence Intervals

Plant Scherer Client: Southern Company Data: Scherer AP

	SGWC-17	SGWC-18	SGWC-19	SGWC-20	SGWC-23	PZ-17I	PZ-39S	PZ-40I
5/12/2016	<0.005			0.00396 (J)	<0.005			
5/13/2016		0.023	<0.005					
6/29/2016	<0.005		<0.005	0.0053 (J)	<0.005			
6/30/2016		0.0263						
8/18/2016	<0.005							
8/19/2016					<0.005			
8/22/2016		0.0066	<0.005	0.0012 (J)				
10/18/2016			<0.005	<0.005	<0.005			
10/19/2016	<0.005	0.0057						
12/7/2016	<0.005	0.006			<0.005			
12/8/2016			<0.005	<0.005				
2/15/2017	<0.005				<0.005			
2/16/2017		0.0055	<0.005	<0.005				
4/13/2017	<0.005	0.0049	<0.005	<0.005	<0.005			
6/27/2017	0.00024 (J)							
6/28/2017		0.0047	0.00096 (J)	0.00064 (J)	0.00033 (J)			
3/27/2018	<0.005				<0.005			
3/28/2018		0.0085	<0.005	<0.005				
6/7/2018	0.00064 (J)			0.00066 (J)	<0.005			
6/8/2018		0.014	0.00063 (J)					
10/8/2018	0.00028 (J)				0.00026 (J)			
10/9/2018			0.0005 (J)					
10/17/2018							<0.005	
10/18/2018		0.017		0.00049 (J)		0.00047 (J)		0.00059 (J)
1/2/2019		0.0034						
2/19/2019					0.00021 (J)			
2/20/2019	<0.005	0.027	<0.005	0.0011 (J)				
4/2/2019	<0.005	0.0075	<0.005	<0.005	<0.005			
9/17/2019	<0.005	0.0036	<0.005	<0.005				
9/18/2019					<0.005			
2/18/2020				<0.005	<0.005			
2/19/2020	<0.005		<0.005					
2/20/2020		0.0024 (J)						
3/23/2020			<0.005	<0.005				
3/24/2020	<0.005				<0.005			
3/26/2020		0.0019 (J)						
9/15/2020	<0.005	0.003 (J)	<0.005	<0.005	<0.005			
2/10/2021	<0.005	0.0016 (J)	<0.005	<0.005	<0.005			
3/30/2021		<0.005	<0.005	<0.005				
3/31/2021					<0.005			
4/1/2021	<0.005							
8/18/2021	<0.005	0.002 (J)			<0.005			
8/19/2021			<0.005	<0.005				
2/9/2022						<0.005	0.0022 (J)	
2/10/2022		0.0021 (J)			<0.005			<0.005
2/11/2022	<0.005		<0.005	<0.005				
8/22/2022			0.00099 (J)	<0.005	<0.005			
8/23/2022		0.00085 (J)					0.0014 (J)	<0.005
8/24/2022						<0.005		
8/31/2022	<0.005							
2/22/2023	<0.005	<0.005	<0.005	<0.005				
2/23/2023					0.00075 (J)	<0.005		

ND substitution: RL or RL/2 if <15% NDs.

Confidence Interval

Constituent: Selenium (mg/L) Analysis Run 4/14/2026 12:42 PM View: Confidence Intervals

Plant Scherer Client: Southern Company Data: Scherer AP

	SGWC-17	SGWC-18	SGWC-19	SGWC-20	SGWC-23	PZ-17I	PZ-39S	PZ-40I
2/24/2023							0.0019 (J)	<0.005
8/1/2023						<0.005		<0.005
8/2/2023							0.0014 (J)	
8/7/2023	<0.005	<0.005	<0.005	<0.005				
8/8/2023					<0.005			
2/20/2024			<0.005					
2/21/2024					<0.005			
2/26/2024	<0.005			0.0041 (J)		<0.005		
2/27/2024		0.0053					<0.005	<0.005
8/1/2024			<0.005			<0.005		
8/2/2024				0.002 (J)	<0.005			
8/5/2024	<0.005	0.0064						<0.005
8/6/2024							0.001 (J)	
2/19/2025	<0.005							
2/20/2025				<0.005				<0.005
2/21/2025		0.0031 (J)	<0.005		<0.005	<0.005		
2/24/2025							0.0015 (J)	
7/23/2025	<0.005							
7/24/2025			<0.005	<0.005				
7/25/2025		0.005						
7/28/2025					<0.005			
7/29/2025						<0.005	<0.005	<0.005
2/17/2026				0.0035 (J)				
2/18/2026	<0.005		<0.005			<0.005		<0.005
2/19/2026					<0.005			
2/26/2026							<0.005	
Mean	0.004523	0.007064	0.004417	0.004067	0.004364	0.004547	0.00294	0.004559
Std. Dev.	0.001431	0.007274	0.001487	0.001646	0.001621	0.001433	0.001801	0.001395
Upper Lim.	0.005	0.007117	0.005	0.005	0.005	0.005	0.005	0.005
Lower Lim.	0.00064	0.003232	0.00099	0.00396	0.00075	0.005	0.0014	0.005

ND substitution: RL or RL/2 if <15% NDs.

Confidence Interval

Constituent: Selenium (mg/L) Analysis Run 4/14/2026 12:42 PM View: Confidence Intervals

Plant Scherer Client: Southern Company Data: Scherer AP

	PZ-41S	PZ-42I	PZ-44I
10/16/2018			0.00046 (J)
10/18/2018	0.0045	0.00026 (J)	
2/19/2020	0.0053		
2/9/2022	0.0061	<0.005	<0.005
8/22/2022		<0.005	
8/24/2022	0.0062		<0.005
2/23/2023	0.0071	<0.005	
2/28/2023			<0.005
8/2/2023	0.0069	<0.005	<0.005
2/23/2024			<0.005
2/27/2024	0.0073	<0.005	
8/1/2024			<0.005
8/5/2024		<0.005	
8/6/2024	0.0065		
2/20/2025		<0.005	
2/21/2025	0.0051		
2/24/2025			<0.005
7/29/2025	0.0052	<0.005	<0.005
2/18/2026	0.0047 (J)		
2/20/2026		<0.005	<0.005
Mean	0.0059	0.004526	0.004546
Std. Dev.	0.0009889	0.001499	0.001436
Upper Lim.	0.006724	0.005	0.005
Lower Lim.	0.005076	0.005	0.005

ND substitution: RL or RL/2 if <15% NDs.

Confidence Interval

Constituent: Thallium (mg/L) Analysis Run 4/14/2026 12:43 PM View: Confidence Intervals

Plant Scherer Client: Southern Company Data: Scherer AP

	SGWC-6	SGWC-7	SGWC-8	SGWC-9	SGWC-10	SGWC-11	SGWC-12	SGWC-13
5/11/2016	<0.001	<0.001	<0.001	<0.001	<0.001	<0.001	<0.001	
5/12/2016								<0.001
6/27/2016	<0.001	<0.001	<0.001					
6/28/2016					0.0001 (J)	<0.001	<0.001	<0.001
6/29/2016				<0.001				
8/17/2016	<0.001	<0.001	<0.001		<0.001	<0.001		
8/18/2016							<0.001	<0.001
8/22/2016				<0.001				
10/17/2016	<0.001		<0.001		<0.001	<0.001	<0.001	<0.001
10/18/2016		<0.001		<0.001				
12/6/2016	<0.001	<0.001	<0.001		<0.001	<0.001	<0.001	<0.001
12/7/2016				<0.001				
2/14/2017	<0.001	<0.001	<0.001					
2/15/2017					<0.001	<0.001	<0.001	<0.001
2/16/2017				<0.001				
4/12/2017	<0.001	<0.001	<0.001		<0.001	<0.001	<0.001	<0.001
4/13/2017				<0.001				
6/27/2017	<0.001	<0.001	<0.001	<0.001	<0.001	<0.001	<0.001	<0.001
3/27/2018	<0.001	<0.001	<0.001		<0.001	<0.001	<0.001	<0.001
3/28/2018				<0.001				
6/6/2018	<0.001	<0.001	<0.001	<0.001	<0.001	<0.001	<0.001	
6/7/2018								<0.001
10/8/2018	<0.001						<0.001	<0.001
10/9/2018		<0.001	<0.001	<0.001	<0.001			
10/16/2018						<0.001		
2/20/2019	<0.001	<0.001	<0.001	<0.001	<0.001	<0.001	<0.001	<0.001
4/1/2019		<0.001	<0.001	<0.001	<0.001	<0.001	<0.001	<0.001
4/2/2019	<0.001							
9/16/2019	<0.001			<0.001		<0.001	<0.001	
9/17/2019		<0.001	0.00023 (J)		<0.001			<0.001
2/18/2020	0.00028 (J)	0.00022 (J)	0.0002 (J)			0.00016 (J)		
2/19/2020				0.00027 (J)	0.00075 (J)		0.00034 (J)	0.00022 (J)
3/25/2020	0.00049 (J)		0.00079 (J)	<0.001	<0.001	<0.001		
3/26/2020		<0.001					<0.001	
3/27/2020								<0.001
9/14/2020	<0.001	<0.001	<0.001	<0.001	<0.001	<0.001	0.00023 (J)	<0.001
2/9/2021	<0.001	<0.001	<0.001	<0.001	<0.001	<0.001	<0.001	<0.001
3/31/2021				<0.001	<0.001			
4/1/2021	0.00023 (J)	0.00042 (J)	0.00021 (J)					
4/7/2021						<0.001	<0.001	<0.001
8/18/2021	0.00017 (J)	<0.001	<0.001					
8/19/2021				0.0004 (J)	0.00024 (J)	0.00015 (J)		<0.001
8/20/2021							<0.001	
2/9/2022	<0.001	<0.001						
2/10/2022			<0.001	<0.001		<0.001	<0.001	
2/11/2022					<0.001			<0.001
8/18/2022		<0.001	<0.001	<0.001		<0.001	<0.001	<0.001
8/19/2022	<0.001				<0.001			
2/22/2023	<0.001	<0.001	<0.001	<0.001	<0.001	<0.001		
2/23/2023							<0.001	<0.001
8/1/2023	<0.001							
8/2/2023						<0.001		<0.001

ND substitution: RL or RL/2 if <15% NDs.

Confidence Interval

Constituent: Thallium (mg/L) Analysis Run 4/14/2026 12:43 PM View: Confidence Intervals

Plant Scherer Client: Southern Company Data: Scherer AP

	SGWC-6	SGWC-7	SGWC-8	SGWC-9	SGWC-10	SGWC-11	SGWC-12	SGWC-13
8/7/2023				<0.001	<0.001		<0.001	
8/8/2023		<0.001	<0.001					
2/20/2024	<0.001							
2/21/2024		<0.001	<0.001	<0.001				
2/23/2024					<0.001	<0.001	<0.001	<0.001
7/31/2024		<0.001						
8/1/2024	<0.001		<0.001	<0.001		<0.001	<0.001	<0.001
8/5/2024					<0.001			
2/19/2025		<0.001	<0.001	<0.001	<0.001		<0.001	<0.001
2/20/2025	<0.001					<0.001		
7/29/2025	<0.001							
7/30/2025		<0.001	<0.001	<0.001	<0.001			<0.001
7/31/2025						<0.001	<0.001	
2/18/2026						<0.001	<0.001	0.0003 (J)
2/19/2026	<0.001		<0.001					
2/20/2026		<0.001						
2/25/2026				<0.001				
Mean	0.0009024	0.0009531	0.0009114	0.0009541	0.0009318	0.0009417	0.0009507	0.000949
Std. Dev.	0.0002524	0.0001774	0.0002445	0.0001724	0.0002211	0.0002179	0.000185	0.0001911
Upper Lim.	0.001	0.001	0.001	0.001	0.001	0.001	0.001	0.001
Lower Lim.	0.00049	0.00042	0.00079	0.0004	0.00075	0.00016	0.00034	0.0003

ND substitution: RL or RL/2 if <15% NDs.

Confidence Interval

Constituent: Thallium (mg/L) Analysis Run 4/14/2026 12:43 PM View: Confidence Intervals

Plant Scherer Client: Southern Company Data: Scherer AP

	SGWC-14	SGWC-15	SGWC-16	SGWC-17	SGWC-18	SGWC-20	SGWC-22	SGWC-23
5/12/2016	<0.001	<0.001	<0.001	<0.001		<0.001	<0.001	<0.001
5/13/2016					<0.001			
6/28/2016	<0.001	9E-05 (J)	<0.001					
6/29/2016				<0.001		0.0002 (J)	<0.001	<0.001
6/30/2016					0.0002 (J)			
8/18/2016	<0.001	<0.001	<0.001	<0.001				
8/19/2016							<0.001	<0.001
8/22/2016					0.00015 (J)	0.00018 (J)		
10/17/2016	<0.001							
10/18/2016		<0.001	<0.001			0.00016 (J)	<0.001	<0.001
10/19/2016				<0.001	0.00012 (J)			
12/7/2016	<0.001	<0.001	<0.001	<0.001	9.5E-05 (J)		<0.001	<0.001
12/8/2016						0.0001 (J)		
2/15/2017	<0.001	8.5E-05 (J)		<0.001				<0.001
2/16/2017			<0.001		0.00013 (J)	0.00014 (J)	<0.001	
4/12/2017	<0.001	9.5E-05 (J)						
4/13/2017			<0.001	<0.001	0.00012 (J)	0.00021 (J)	<0.001	<0.001
6/27/2017	<0.001	0.0001 (J)	<0.001	<0.001				
6/28/2017					0.00013 (J)	0.00018 (J)	<0.001	<0.001
3/27/2018	<0.001	<0.001	<0.001	<0.001				<0.001
3/28/2018					0.00011 (J)	9E-05 (J)	<0.001	
6/7/2018	<0.001	<0.001	<0.001	<0.001		0.00014 (J)	<0.001	<0.001
6/8/2018					0.00019 (J)			
10/8/2018	<0.001		<0.001	<0.001			<0.001	<0.001
10/16/2018		0.0001 (J)						
10/18/2018					0.00019 (J)	0.00018 (J)		
1/2/2019					<0.001			
2/19/2019							<0.001	<0.001
2/20/2019	<0.001	9.8E-05 (J)	<0.001	<0.001	0.00021 (J)	0.00018 (J)		
4/1/2019	<0.001	9.5E-05 (J)						
4/2/2019			<0.001	<0.001	0.00016 (J)	0.00017 (J)	<0.001	<0.001
9/17/2019	<0.001	0.00016 (J)	<0.001	<0.001	0.00025 (J)	0.00021 (J)		
9/18/2019							<0.001	<0.001
2/18/2020						0.00033 (J)	<0.001	<0.001
2/19/2020	0.00018 (J)	0.00031 (J)	<0.001	<0.001				
2/20/2020					0.00066 (J)			
3/23/2020						0.00016 (J)		
3/24/2020				<0.001			<0.001	<0.001
3/26/2020					0.00029 (J)			
3/27/2020	0.0011	0.00045 (J)	<0.001					
9/15/2020	0.00035 (J)	0.00027 (J)	<0.001	<0.001	0.00027 (J)	0.00028 (J)	0.00038 (J)	0.00016 (J)
2/9/2021	<0.001	<0.001	<0.001					
2/10/2021				0.00024 (J)	0.00068 (J)	0.00025 (J)	<0.001	<0.001
3/30/2021					0.00024 (J)	0.00018 (J)		
3/31/2021		<0.001					<0.001	<0.001
4/1/2021			<0.001	<0.001				
4/6/2021	0.00017 (J)							
8/18/2021				<0.001	0.00022 (J)		<0.001	<0.001
8/19/2021	<0.001	<0.001	<0.001			0.00018 (J)		
2/10/2022			<0.001		<0.001		<0.001	<0.001
2/11/2022		<0.001		<0.001		<0.001		
2/14/2022	<0.001							

ND substitution: RL or RL/2 if <15% NDs.

Confidence Interval

Constituent: Thallium (mg/L) Analysis Run 4/14/2026 12:43 PM View: Confidence Intervals

Plant Scherer Client: Southern Company Data: Scherer AP

	SGWC-14	SGWC-15	SGWC-16	SGWC-17	SGWC-18	SGWC-20	SGWC-22	SGWC-23
8/19/2022	<0.001	<0.001						
8/22/2022						<0.001	<0.001	<0.001
8/23/2022					<0.001			
8/31/2022			<0.001	<0.001				
2/22/2023				<0.001	<0.001	<0.001		
2/23/2023	<0.001	<0.001	<0.001				<0.001	<0.001
8/7/2023		<0.001		<0.001	<0.001	<0.001	<0.001	
8/8/2023	<0.001		<0.001					<0.001
2/21/2024							<0.001	<0.001
2/26/2024		<0.001	<0.001	<0.001		<0.001		
2/27/2024	<0.001				<0.001			
8/1/2024	<0.001	<0.001	<0.001					
8/2/2024						<0.001	<0.001	<0.001
8/5/2024				<0.001	<0.001			
2/19/2025	<0.001		<0.001	<0.001				
2/20/2025		<0.001				<0.001	<0.001	
2/21/2025					<0.001			<0.001
7/23/2025			0.00064 (J)	<0.001				
7/24/2025						<0.001		
7/25/2025					<0.001			
7/28/2025							<0.001	<0.001
7/30/2025		<0.001						
7/31/2025	<0.001							
2/17/2026		<0.001				<0.001		
2/18/2026			<0.001	<0.001				
2/19/2026	<0.001						<0.001	<0.001
Mean	0.0009241	0.0006846	0.0009876	0.0009738	0.0004971	0.0004662	0.0009786	0.000971
Std. Dev.	0.000241	0.000417	6.685E-05	0.0001411	0.000394	0.0003967	0.0001151	0.000156
Upper Lim.	0.001	0.001	0.001	0.001	0.001	0.001	0.001	0.001
Lower Lim.	0.00035	0.00016	0.00064	0.00024	0.00016	0.00017	0.00038	0.00016

ND substitution: RL or RL/2 if <15% NDs.

Confidence Interval

Constituent: Thallium (mg/L) Analysis Run 4/14/2026 12:43 PM View: Confidence Intervals

Plant Scherer Client: Southern Company Data: Scherer AP

	PZ-41S
10/18/2018	<0.001
2/19/2020	0.00034 (J)
2/9/2022	<0.001
8/24/2022	<0.001
2/23/2023	<0.001
8/2/2023	<0.001
2/27/2024	<0.001
8/6/2024	<0.001
2/21/2025	<0.001
7/29/2025	<0.001
2/18/2026	<0.001
Mean	0.00094
Std. Dev.	0.000199
Upper Lim.	0.001
Lower Lim.	0.001

ND substitution: RL or RL/2 if <15% NDs.

FIGURE J.

Appendix IV Trend Tests - Confidence Interval Exceedances - Significant Results

Plant Scherer Client: Southern Company Data: Scherer AP Printed 4/13/2026, 1:02 PM

Constituent	Well	Slope	Calc.	Critical	Sig.	N	%NDs	Normality	Xform	Alpha	Method
Cobalt (mg/L)	**SGWC-11**	**-0.001628**	**-255**	**-106**	**Yes**	**29**	**0**	**n/a**	**n/a**	**0.05**	**NP**
Cobalt (mg/L)	**SGWC-18**	**-0.007318**	**-184**	**-106**	**Yes**	**29**	**0**	**n/a**	**n/a**	**0.05**	**NP**
Cobalt (mg/L)	**SGWC-20**	**-0.0145**	**-238**	**-106**	**Yes**	**29**	**0**	**n/a**	**n/a**	**0.05**	**NP**

Appendix IV Trend Tests - Confidence Interval Exceedances - All Results

Plant Scherer Client: Southern Company Data: Scherer AP Printed 4/13/2026, 1:02 PM

Constituent	Well	Slope	Calc.	Critical	Sig.	N	%NDs	Normality	Xform	Alpha	Method
Cobalt (mg/L)	SGWA-1 (bg)	-0.00001046	-20	-58	No	19	10.53	n/a	n/a	0.05	NP
Cobalt (mg/L)	SGWA-2 (bg)	0	17	106	No	29	93.1	n/a	n/a	0.05	NP
Cobalt (mg/L)	SGWA-3 (bg)	0	24	106	No	29	96.55	n/a	n/a	0.05	NP
Cobalt (mg/L)	SGWA-4 (bg)	0	21	106	No	29	93.1	n/a	n/a	0.05	NP
Cobalt (mg/L)	SGWA-5 (bg)	0	-28	-106	No	29	96.55	n/a	n/a	0.05	NP
Cobalt (mg/L)	SGWA-24 (bg)	0	33	106	No	29	72.41	n/a	n/a	0.05	NP
Cobalt (mg/L)	SGWA-25 (bg)	0	13	34	No	13	46.15	n/a	n/a	0.05	NP
Cobalt (mg/L)	SGWC-10	0	-9	-101	No	28	0	n/a	n/a	0.05	NP
Cobalt (mg/L)	**SGWC-11**	**-0.001628**	**-255**	**-106**	**Yes**	**29**	**0**	**n/a**	**n/a**	**0.05**	**NP**
Cobalt (mg/L)	SGWC-14	0.00008157	14	106	No	29	0	n/a	n/a	0.05	NP
Cobalt (mg/L)	SGWC-15	-0.001608	-78	-106	No	29	0	n/a	n/a	0.05	NP
Cobalt (mg/L)	**SGWC-18**	**-0.007318**	**-184**	**-106**	**Yes**	**29**	**0**	**n/a**	**n/a**	**0.05**	**NP**
Cobalt (mg/L)	**SGWC-20**	**-0.0145**	**-238**	**-106**	**Yes**	**29**	**0**	**n/a**	**n/a**	**0.05**	**NP**

Sanitas™ v.10.1.06 Software licensed to Groundwater Stats Consulting. UG
Hollow symbols indicate censored values.

Sen's Slope Estimator

SGWA-1 (bg)

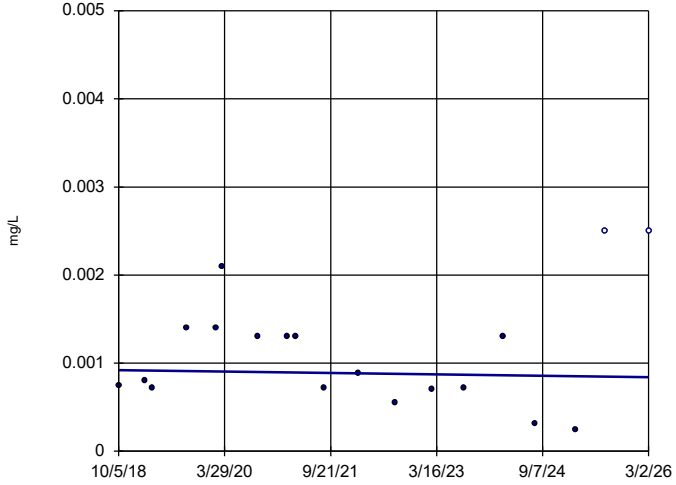

n = 19

Slope = -0.00001046 units per year.

Mann-Kendall statistic = -20 critical = -58

Trend not significant at 95% confidence level (α = 0.025 per tail).

Constituent: Cobalt Analysis Run 4/13/2026 1:00 PM View: Appendix IV Trend Tests
Plant Scherer Client: Southern Company Data: Scherer AP

Sanitas™ v.10.1.06 Software licensed to Groundwater Stats Consulting. UG
Hollow symbols indicate censored values.

Sen's Slope Estimator

SGWA-2 (bg)

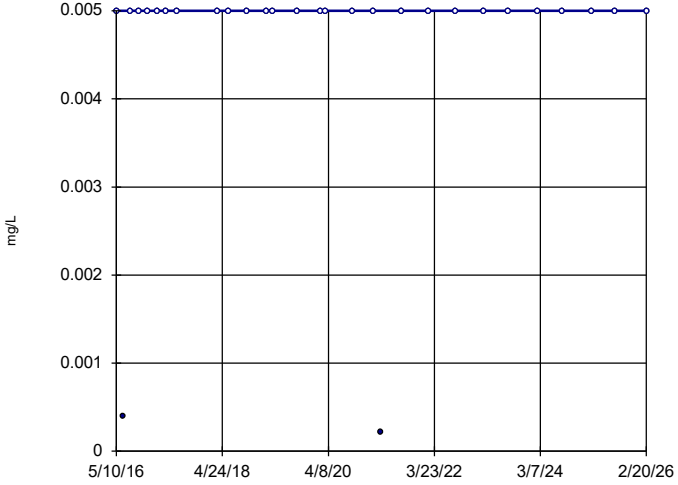

n = 29

Slope = 0 units per year.

Mann-Kendall statistic = 17 critical = 106

Trend not significant at 95% confidence level (α = 0.025 per tail).

Constituent: Cobalt Analysis Run 4/13/2026 1:00 PM View: Appendix IV Trend Tests
Plant Scherer Client: Southern Company Data: Scherer AP

Sanitas™ v.10.1.06 Software licensed to Groundwater Stats Consulting. UG
Hollow symbols indicate censored values.

Sen's Slope Estimator

SGWA-3 (bg)

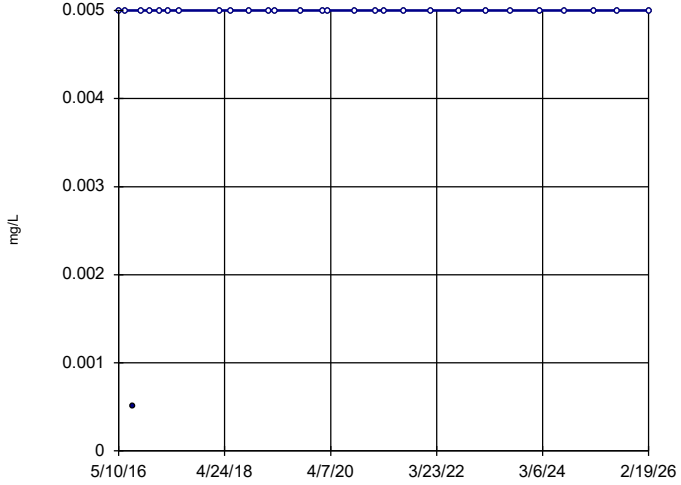

n = 29

Slope = 0 units per year.

Mann-Kendall statistic = 24 critical = 106

Trend not significant at 95% confidence level (α = 0.025 per tail).

Constituent: Cobalt Analysis Run 4/13/2026 1:00 PM View: Appendix IV Trend Tests
Plant Scherer Client: Southern Company Data: Scherer AP

Sanitas™ v.10.1.06 Software licensed to Groundwater Stats Consulting. UG
Hollow symbols indicate censored values.

Sen's Slope Estimator

SGWA-4 (bg)

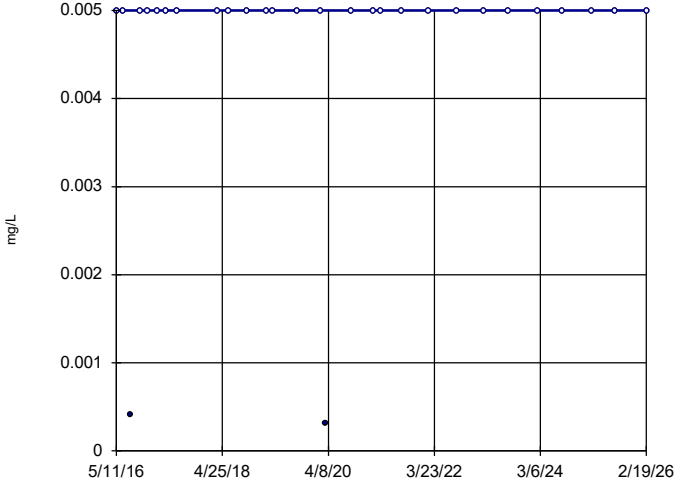

n = 29

Slope = 0 units per year.

Mann-Kendall statistic = 21 critical = 106

Trend not significant at 95% confidence level (α = 0.025 per tail).

Constituent: Cobalt Analysis Run 4/13/2026 1:00 PM View: Appendix IV Trend Tests
Plant Scherer Client: Southern Company Data: Scherer AP

Sanitas™ v.10.1.06 Software licensed to Groundwater Stats Consulting. UG
Hollow symbols indicate censored values.

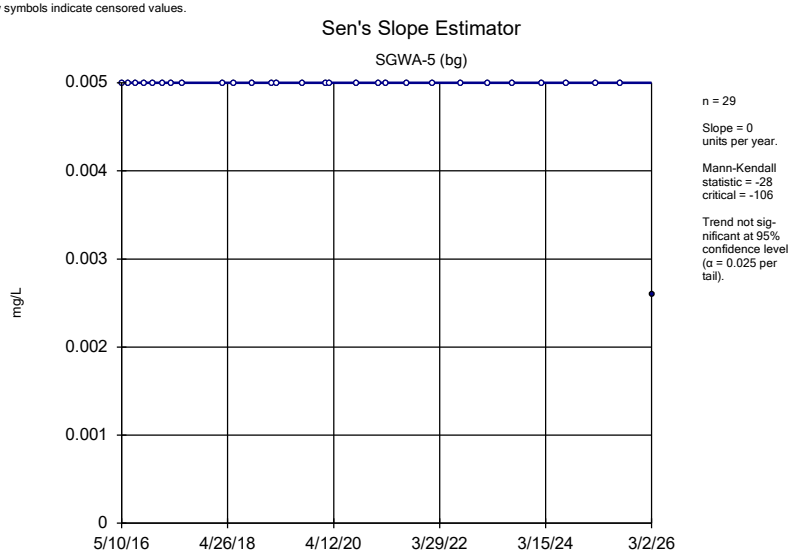

Constituent: Cobalt Analysis Run 4/13/2026 1:00 PM View: Appendix IV Trend Tests
Plant Scherer Client: Southern Company Data: Scherer AP

Sanitas™ v.10.1.06 Software licensed to Groundwater Stats Consulting. UG
Hollow symbols indicate censored values.

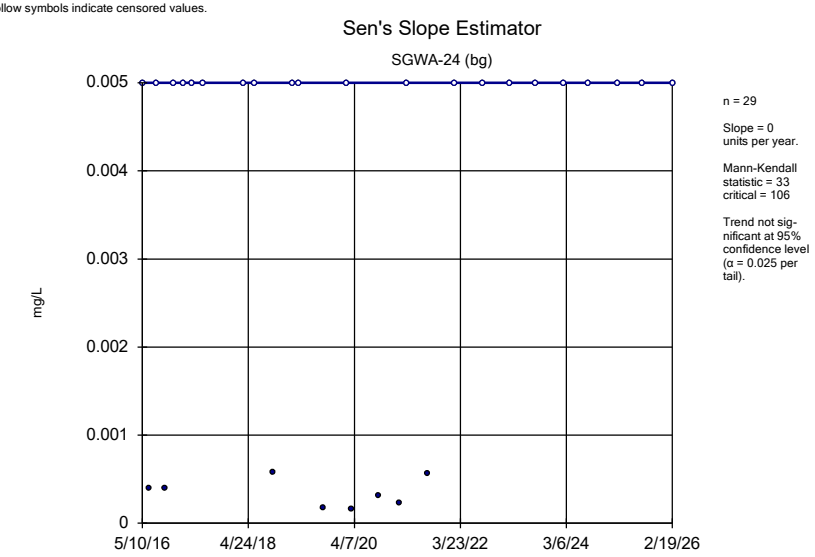

Constituent: Cobalt Analysis Run 4/13/2026 1:00 PM View: Appendix IV Trend Tests
Plant Scherer Client: Southern Company Data: Scherer AP

Sanitas™ v.10.1.06 Software licensed to Groundwater Stats Consulting. UG
Hollow symbols indicate censored values.

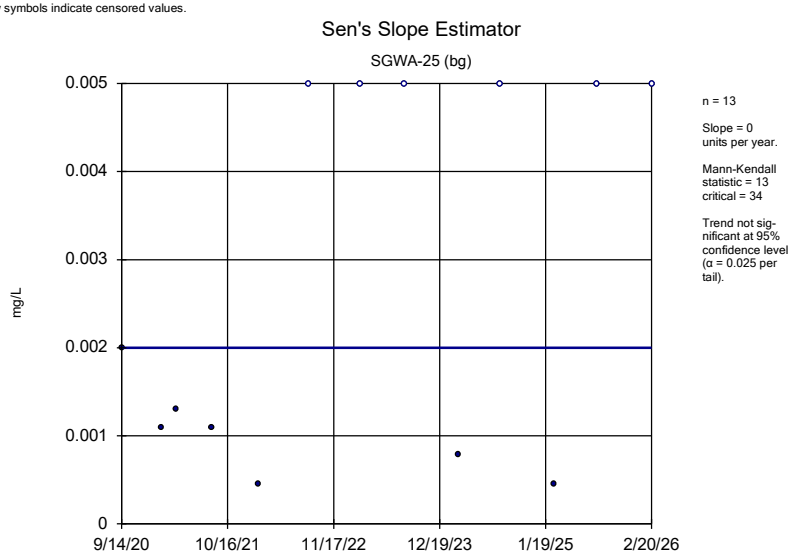

Constituent: Cobalt Analysis Run 4/13/2026 1:00 PM View: Appendix IV Trend Tests
Plant Scherer Client: Southern Company Data: Scherer AP

Sanitas™ v.10.1.06 Software licensed to Groundwater Stats Consulting. UG

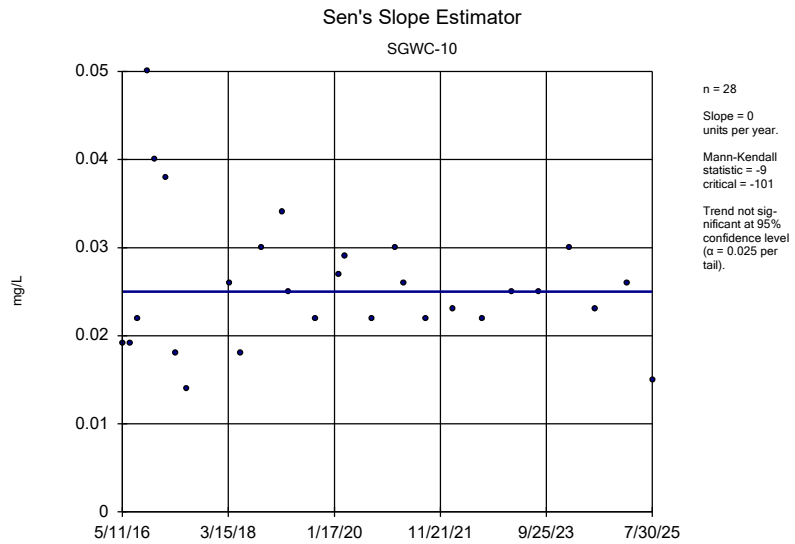

Constituent: Cobalt Analysis Run 4/13/2026 1:00 PM View: Appendix IV Trend Tests
Plant Scherer Client: Southern Company Data: Scherer AP

Sanitas™ v.10.1.06 Software licensed to Groundwater Stats Consulting. UG

Sen's Slope Estimator

SGWC-11

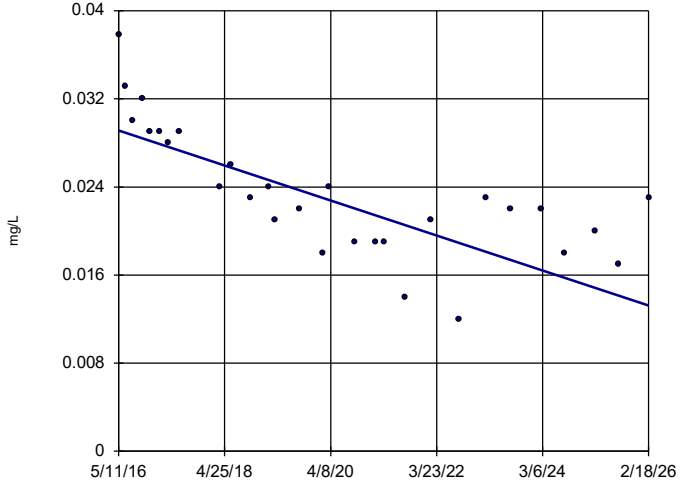

n = 29

Slope = -0.001628 units per year.

Mann-Kendall statistic = -255 critical = -106

Decreasing trend significant at 95% confidence level (α = 0.025 per tail).

Constituent: Cobalt Analysis Run 4/13/2026 1:00 PM View: Appendix IV Trend Tests

Plant Scherer Client: Southern Company Data: Scherer AP

Sanitas™ v.10.1.06 Software licensed to Groundwater Stats Consulting. UG

Sen's Slope Estimator

SGWC-14

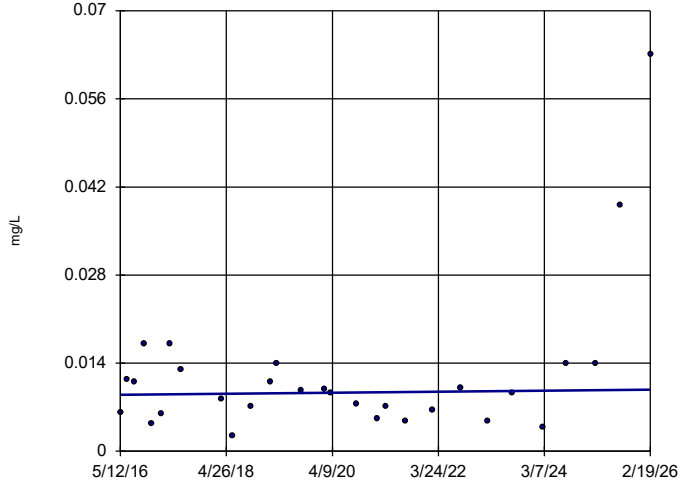

n = 29

Slope = 0.00008157 units per year.

Mann-Kendall statistic = 14 critical = 106

Trend not significant at 95% confidence level (α = 0.025 per tail).

Constituent: Cobalt Analysis Run 4/13/2026 1:00 PM View: Appendix IV Trend Tests

Plant Scherer Client: Southern Company Data: Scherer AP

Sanitas™ v.10.1.06 Software licensed to Groundwater Stats Consulting. UG

Sen's Slope Estimator

SGWC-15

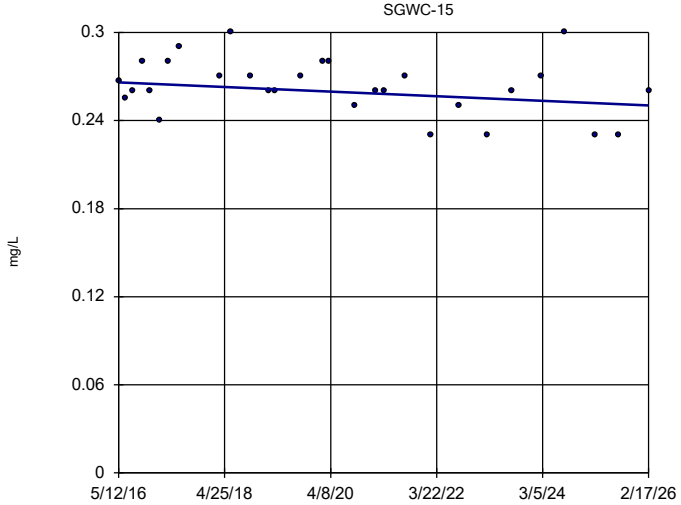

n = 29

Slope = -0.001608 units per year.

Mann-Kendall statistic = -78 critical = -106

Trend not significant at 95% confidence level (α = 0.025 per tail).

Constituent: Cobalt Analysis Run 4/13/2026 1:00 PM View: Appendix IV Trend Tests

Plant Scherer Client: Southern Company Data: Scherer AP

Sanitas™ v.10.1.06 Software licensed to Groundwater Stats Consulting. UG

Sen's Slope Estimator

SGWC-18

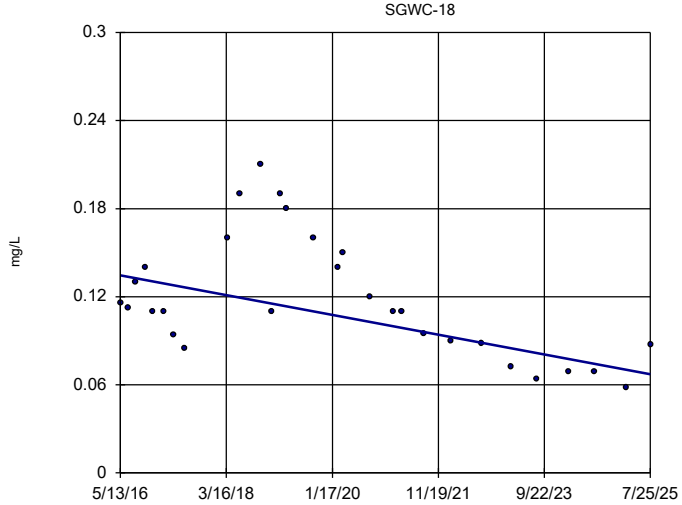

n = 29

Slope = -0.007318 units per year.

Mann-Kendall statistic = -184 critical = -106

Decreasing trend significant at 95% confidence level (α = 0.025 per tail).

Constituent: Cobalt Analysis Run 4/13/2026 1:00 PM View: Appendix IV Trend Tests

Plant Scherer Client: Southern Company Data: Scherer AP

Sanitas™ v.10.1.06 Software licensed to Groundwater Stats Consulting. UG

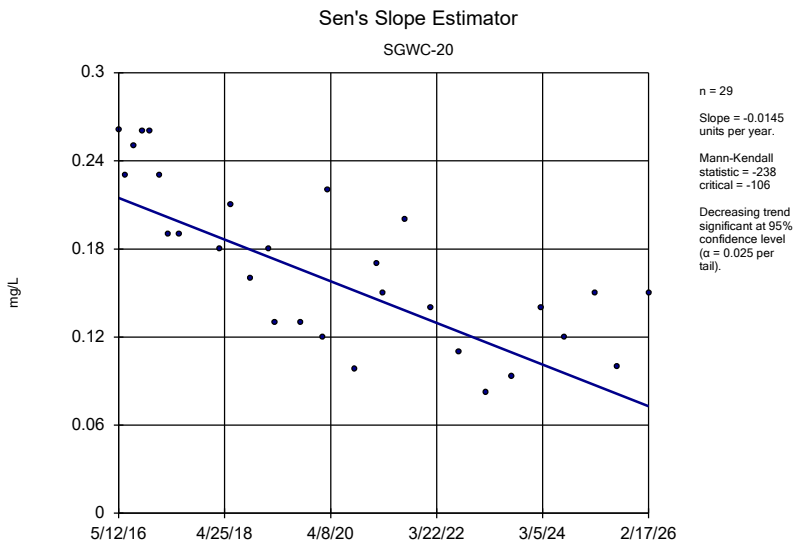

Constituent: Cobalt Analysis Run 4/13/2026 1:00 PM View: Appendix IV Trend Tests

Plant Scherer Client: Southern Company Data: Scherer AP

APPENDIX E

Bench Scale Kinetic Testing Results

ReSolution Partners, LLC

Treatability Study Report for the Georgia Power – Plant Scherer, Southern Co.

Prepared for WSP
4 August 2026

Introduction

WSP requested ReSolution Partners (RP) implement a treatability study for groundwater remediation at their Georgia Power site. Constituents of concern are the following metals: antimony, arsenic, barium, beryllium, cobalt, cadmium, chromium, iron, lithium, lead, manganese, mercury, molybdenum, selenium, and thallium.

Sample Collection

WSP collected 9.5 L of site groundwater from monitoring well SGWC-15 in a nitrogen-purged 9.5-L stainless steel canister provided by RP. The canister was filled directly from a low-flow pump to maintain the anoxic conditions present at the site during collection, transport and storage prior to use in the treatability study. The sample was received on 27 March 2026.

WSP also provided a 15.3 kg sample of soil from the site, received on 18 March 2026. The sample was identified as SB-SG-15A 45-55' 9-10-25.

RP procured the following reagents for use in the study: FluxSorb RP (a proprietary powdered activated carbon produced by Arq, Inc.), sodium bicarbonate ($Na(HCO_3)$, and potassium permanganate ($KMnO_4$).

Sample Preparation and Baseline Testing

An aliquot of groundwater was filtered for analysis of the 15 metals listed above by CT Laboratories (CTL) in Baraboo, Wisconsin. RP measured pH, ORP, and DO of the groundwater. The soil was homogenized by hand and a representative aliquot was submitted for analysis of the 15 metals by CTL (USEPA Method 7470A for mercury and Method 6010C for all others) and soil pH by RP. The results of the baseline testing are

967 Jonathon Drive • Madison, WI • 53713

summarized in Table 1 and laboratory reports are provided in Appendix A. The groundwater was oxic (ORP of 118 mV and DO of 4.19 mg/L) and acidic (4.54 SU). Antimony, arsenic, mercury, molybdenum and thallium were not detected in either the soil or the groundwater. The results were transmitted to WSP for review and verification that the samples are appropriate for use in the treatability study.

Treatability Study

A series of batch trials were completed using 20 g soil and 200 mL of site groundwater with the following dosage rates and reaction times:

Reagent	Dosage (g/L)	Sample Date (days)				
		0.2	1	2	7	14
Control	Unamended	X	X	X	X	X
FluxSorb	1	X	X	X	X	X
FluxSorb	2	X	X	X	X	X
Sodium bicarbonate	40	X	X	X	X	X
Sodium bicarbonate	96	X	X	X	X	X
Potassium permanganate	0.1	X	X	X	X	X
Potassium permanganate	0.5	X	X	X	X	X

The 35 sacrificial reactors were set up in a nitrogen-purged glove box (O_2 at 0.1 %). At the end of the reaction period pH, ORP, and DO were measured by RP and filtered aliquots of groundwater were submitted to CTL for analysis of the 15 metals. The results are provided in Table 2 and presented graphically on Figure 1 through 3. Laboratory reports are provided in Appendix A.

All filtrates were preserved with 0.5 mL concentrated nitric acid to a pH < 2.0. The sodium bicarbonate-treated samples were highly alkaline and required from 3.1 to 4.1 mL and from 7.5 to 9.3 mL of acid for the low and high doses, respectively, of sodium bicarbonate in sample aliquots of approximately 200 mL to achieve a pH of 2.0 SU. The dilution resulting from the addition was up to ~5% by volume of acid. Adjustment of the results in Table 2 for dilution is not necessary. The filtrate of each of the 0.1 g/L permanganate-treated trials was pink and the filtrate of each of the 0.5 g/L permanganate-treated trials was purple due to the presence of unreacted permanganate. The permanganate-treated samples were amended with 0.025 to 0.100 g and from 0.058 to

967 Jonathon Drive • Madison, WI • 53713

0.200 g of ascorbic acid to neutralize the residual permanganate to visual removal of color for the specified reaction date for the low and high dose, respectively, of potassium permanganate in sample aliquots of approximately 200 mL.

Thallium analyses for the treatment trials where thallium was reported to be present were all qualified by CTL as having thallium present in the instrument blanks (ICBs and CCBs) at reported concentrations of 6.5 to 8.3 µg/L. This was suspected to be an instrument-related interference issue instead of a potential sample preparation issue. There were also matrix interference qualifiers applied to all the high-dose permanganate trials, which resulted in a high bias to results that ranged from 139 to 219 µg/L. These results are likely to be solely a result of the interference and are probably not representative of the actual thallium concentrations in the samples. Samples with sufficient retained volume were reanalyzed by ICP/MS (USEPA Method 3010A/6020) by Microbac Laboratories, Inc (reports in Appendix B).

Controls. The pH of the control samples increased slightly over the 14 days of the study from 4.65 to 4.72 SU compared to the baseline of 4.45 SU. The samples became more oxic with time with ORP increasing from 203 mV at 0.2 days to an average of 390 over Days 2 through 7. Dissolved oxygen increased from 4.2 to 6.5 mg/L over the 14 days of the study. Iron, lead, molybdenum, and selenium were not detected in the control samples, consistent with the baseline groundwater analysis. The barium concentration of the control increased from the 89.3 µg/L reported in the baseline to variable concentrations ranging from 137 to 206 µg/L. Chromium, cobalt, lithium and manganese concentrations were all less in controls than in the baseline with cobalt, lithium and manganese both decreasing with time. Mercury was not detected in the early time control sample but increased at Days 7 and 14. The control concentrations over time are plotted on Figures 2 through 10 as a basis for comparison to the reagent amended samples.

pH (Figure 1). The permanganate additions did not significantly change the pH relative to the control and showed a slight increase with reaction time (with the exception of the low dose Day 7, a possible outlier). The FluxSorb raised the pH by about 1 unit relative to the control and also showed a slight increase with time. As expected with the addition of the sodium bicarbonate, the pH increased by about 4 units.

ORP (Figure 1). The ORP of the FluxSorb and sodium bicarbonate amended samples followed the same trend over time as the control samples, reaching an equilibrium on the

967 Jonathon Drive • Madison, WI • 53713

order of 300 to 400 mV. The addition of potassium permanganate, strong oxidant, increased the ORP to about 800 mV.

Iron (Figure 2). Iron concentrations for the FluxSorb and permanganate were comparable to the controls, while the sodium bicarbonate trials resulted in significant increases in the iron concentrations. The iron release was increased with an increased reagent dose and does not appear to be pH related since both doses produced comparable pH values.

Manganese (Figure 2). FluxSorb did not change manganese concentrations relative to the controls, while the sodium bicarbonate decreased the concentrations, probably as a result of the increased pH. As would be expected, the potassium permanganate increased the manganese concentrations by an order of magnitude that was proportional to the dose of the reagent applied.

Barium (Figure 3). Barium concentrations for the FluxSorb and permanganate trials were comparable to the controls. The sodium bicarbonate additions resulted in significant increases in the barium concentrations, with the concentrations increasing with dose. The barium increase does not appear to be related to pH since both doses produced comparable pH. The barium increased by a factor of 1.4 while the reagent dose increased by a factor of 2.4, suggesting that the barium was not introduced by the reagent.

Chromium (Figure 4). Only FluxSorb decreased the chromium concentrations to the laboratory reporting limit. The sodium bicarbonate increased the chromium concentration by about 10 µg/L, possibly as a result of the pH increase driving chromium from Cr_2O_3 (s) to CrO_4^{2-} (aq) at the observed ORP. Permanganate addition resulted in even greater chromium concentration increases, as the ORP increase also possibly drove chromium from Cr_2O_3 (s) to CrO_4^{2-} (aq) at the observed pH.

Cobalt (Figure 5). All three reagents reduced the cobalt concentrations relative to the controls with permanganate reducing levels to below the laboratory reporting limit.

Lead (Figure 6). Lead was not present in the baseline of control samples. FluxSorb and sodium bicarbonate samples also did not present detectable levels of lead. Permanganate significantly increased the lead concentrations from the reporting limit of 1.5 µg/L to 3 µg/L at the low dose and 17 µg/L at the high dose as the ORP increased to about 800 mV. The lead concentration was present in the soil at 3.5 mg/kg, but typically is not

967 Jonathon Drive • Madison, WI • 53713

sensitive to ORP changes. The permanganate dose increased by a factor of 5 and the lead concentration increased by a factor of 5.7, suggesting the possibility that the reagent was the source of the lead. Certificate of analyses for this reagent notes that it is reported as 99.0 to 99.5 wt.% potassium permanganate with less than 0.002 wt.% lead, which does not rule out the possibility of trace amounts of lead originating with the reagent.

Lithium (Figure 7). FluxSorb produced a small decrease in lithium concentrations relative to the control, while permanganate increased the lithium concentration slightly. The sodium bicarbonate produced an initial 2- to 3-fold increase in lithium, but with increased reaction time the concentrations decreased by about a factor of 2.

Mercury (Figure 8). The control concentration of mercury increased on Days 7 and 14, while the FluxSorb and sodium bicarbonate maintained concentrations at or below the laboratory reporting limit. The oxidation from the high dose of permanganate increased the mercury concentration to 0.12 µg/L, well above the increase noted in the control sample. By Day 14, this permanganate dose had mercury concentrations below the control.

Molybdenum (Figure 9). FluxSorb and permanganate did not increase the molybdenum concentration above the reporting limit noted in the controls. The sodium bicarbonate increased the concentrations to about 5 and 9 µg/L from the 1.3 µg/L reporting limit, even though the pH and ORP were comparable for both doses. The molybdenum increase was approximately a factor of 1.8 compared to the dose increase of 2.4 times. Certificate of analyses for this reagent notes that it is 99.5 wt.% sodium bicarbonate but that does not rule out the possibility of trace amounts of molybdenum.

Selenium (Figure 10). FluxSorb did not increase the selenium concentration over the 7.0 µg/L reporting limit in the controls. Both sodium bicarbonate doses and the low permanganate dose increased the concentrations by a factor of 3 before returning to the reporting limit by Day 7 or 10. The high dose of permanganate increased the selenium concentration to about 100 µg/L, but by day 14 this decreased to 50 µg/L.

967 Jonathon Drive • Madison, WI • 53713

Thallium. Controls and treated samples analyzed by Method 6020 were close to or below reporting limits of 0.100 µg/L. These results confirm that the elevated concentrations reported by Method 6010 are the result of matrix interference.

Summary. The detectable constituents of concern responded to several reagents in different ways, as summarized in the following graphic:

Constituent of Concern	Reagent		
	FluxSorb	Sodium Bicarbonate	Potassium Permanganate
Barium	++	0	0
Chromium	−−	+	++
Cobalt	−	−	−−
Lead	0	0	++
Lithium	−	++ ↓	+
Mercury	−	−	+ ↓
Molybdenum	0	+	0
Selenium	0	+ ↓	++ ↓

where : ++ indicates a significant increase in concentration

+ indicates a concentration increase

0 indicates no change in concentration

- indicates a concentration decrease

- - indicates a significant concentration decrease

↓ indicates increased concentrations decrease with reaction time

Inspection of the graphic suggests that, with the exception of barium, the FluxSorb provided the best overall sequestration of the constituents of concern.

967 Jonathon Drive • Madison, WI • 53713

ReSolution Partners, LLC

Table 1. Baseline soil and groundwater results.

Analytes	Soil SB-SG-15A 45'-55' (mg/kg)	Groundwater SCH-SGWC-15 (µg/L)
DO (mg/L)	----	4.19
ORP (mV)	----	118
pH (SU)	5.50	4.54
Antimony (Sb)	<0.19	<5.1
Arsenic (As)	<0.32	<3.5
Barium (Ba)	110	89.3
Beryllium (Be)	0.27	<0.4
Cadmium (Cd)	0.058	<0.5
Chromium (Cr)	4.3	33.6
Cobalt (Co)	17.0	258
Iron (Fe)	15,000	<25
Lead (Pb)	3.4	<1.5
Lithium (Li)	2.8	8.6
Manganese (Mn)	590	3,590
Mercury (Hg)	<0.0042	<0.020
Molybdenum (Mo)	<0.15	<1.3
Selenium (Se)	0.55	<7.0
Thallium (Tl)	<0.28	<0.4

967 Jonathon Drive • Madison, WI • 53713

ReSolution Partners, LLC

Table 2. Results of treatability study 1. Antimony, arsenic, beryllium and cadmium were not present above laboratory reporting limits in any sample. Shaded cells indicate the result was less than the laboratory reporting limit. All trials prepared in a nitrogen-purged glove box included 20 g of site soil and 200 mL of site groundwater with reagents as noted below.

Sample ID	Reaction Time (days)	DO (mg/L)	ORP (mV)	pH (SU)	Dissolved Analytes (µg/L)										
					Ba	Cr	Co	Fe	Pb	Li	Mn	Mo	Se	Th [3]	Hg
Baseline SCH-SGWC-15	NA	4.2	118	4.54	89.3	33.6	258	25	1.5	8.6	3,590	1.3	7.0	0.4	NA
TS1_CON_DAY=0.2	0.2	4.2	203	4.65	206	24.3	176	25	1.5	8.9	2,700	1.3	7.0	9.6 B	0.020
TS1_CON_DAY=1	1	4.1	213	5.15	137	24.2	180	25	1.5	8.7	2,730	1.3	7.0	10.1 B	0.020
TS1_CON_DAY=2	2	2.5	378	4.80	171	23.5	117	25	1.5	9.5	1,930	1.3	7.0	11.0 B	0.020
TS1_CON_DAY=7	7	5.7	458	4.71	174	23.3	98.5	25	1.5	5.8	1,690	1.3	7.0	9.7 B	0.037
TS1_CON_DAY=14	14	6.5	335	4.72	136	23.7	88.6	25	1.5	6.2	1,630	1.3	7.0	5.3	0.060

Sample ID	Reaction Time (days)	FluxSorb (g/L) [1]	Preservative Added [2]	DO (mg/L)	ORP (mV)	pH (SU)	Dissolved Analytes (µg/L)										
							Ba	Cr	Co	Fe	Pb	Li	Mn	Mo	Se	Th [3]	Hg
TS1_FS=01_DAY=0.2	0.2	1.0	--	3.5	147	5.21	171	1.9	141	25	1.5	8.3	2,440	1.3	7.0	10.2 B	0.020
TS1_FS=01_DAY=1	1	1.0	--	2.3	294	5.69	125	1.9	170	25	1.5	8.3	2,750	1.3	7.0	11.1 B	0.020
TS1_FS=01_DAY=2	2	1.0	--	4.9	392	5.38	117	1.9	103	25	1.5	8.4	1,990	1.3	7.0	11.3 B	0.020
TS1_FS=01_DAY=7	7	1.0	--	3.0	414	5.39	120	1.9	83.7	25	1.7	5.4	1,790	1.3	7.0	8.7 B	0.020
TS1_FS=01_DAY=14	14	1.0	--	4.7	346	5.66	115	1.9	71.4	25	1.5	5.0	1,790	1.3	7.0	5.3	0.020

967 Jonathon Drive • Madison, WI • 53713

ReSolution Partners, LLC

Sample ID	Reaction Time (days)	FluxSorb (g/L) [1]	Preservative Added [2]	DO (mg/L)	ORP (mV)	pH (SU)	Dissolved Analytes (µg/L)										
							Ba	Cr	Co	Fe	Pb	Li	Mn	Mo	Se	Tl [3]	Hg
TS1_FS=02_DAY=0.2	0.2	2.0	--	3.0	101	5.55	174	1.9	93.9	25	1.5	8.5	2,080	1.3	7.0	9.8 B	0.020
TS1_FS=02_DAY=1	1	2.0	--	5.3	284	6.02	143	1.9	160	25	1.5	9.0	2,750	1.3	7.0	12.1 B	0.020
TS1_FS=02_DAY=2	2	2.0	--	2.5	321	5.67	159	1.9	73.9	25	1.5	5.5	1,850	1.3	7.0	7.9 B	0.020
TS1_FS=02_DAY=7	7	2.0	--	3.1	358	5.82	110	1.9	60.1	25	1.5	5.0	1,810	1.3	7.0	7.9 B	0.020
TS1_FS=02_DAY=14	14	2.0	--	7.7	357	5.91	113	1.9	34.3	25	1.5	5.7	1,580	1.3	7.0	5.3	0.020

Sample ID	Reaction Time (days)	$Na(HCO_3)$ (g/L) [1]	Preservative Added [2]	DO (mg/L)	ORP (mV)	pH (SU)	Dissolved Analytes (µg/L)										
							Ba	Cr	Co	Fe	Pb	Li	Mn	Mo	Se	Tl [3]	Hg
TS1_SB=40_DAY=0.2	0.2	40.0	3.5 mL HNO3	6.3	76	8.32	454	34.0	138	42.8	1.5	15.4	2,610	4.1	23.0	12.2 B	0.020
TS1_SB=40_DAY=1	1	40.0	3.1 mL HNO3	4.6	167	8.32	199	29.9	209	35.0	1.5	13.0	3,090	3.2	20.3	11.5 B	0.020
TS1_SB=40_DAY=2	2	40.0	4.1 mL HNO3	3.5	288	8.34	460	33.4	42.7	55.0	1.5	11.7	668	4.2	19.4	5.6 B	0.020
TS1_SB=40_DAY=7	7	40.0	4.1 mL HNO3	2.4	306	8.51	509	35.8	19.7	45.8	1.5	9.5	185	4.7	7.6	5.3	0.020
TS1_SB=40_DAY=14	14	40.0	4.0 mL HNO3	4.7	351	8.41	540	36.9	11.4	149	1.9	7.8	145	4.9	7.0	5.3	0.020

Sample ID	Reaction Time (days)	$Na(HCO_3)$ (g/L) [1]	Preservative Added [2]	DO (mg/L)	ORP (mV)	pH (SU)	Dissolved Analytes (µg/L)										
							Ba	Cr	Co	Fe	Pb	Li	Mn	Mo	Se	Tl [3]	Hg
TS1_SB=96_DAY=0.2	0.2	96.0	7.5 mL HNO3	4.3	70	8.33	612	37.9	154	90.3	1.5	22.5	2,760	9.1	18.1	8.3 B	0.020
TS1_SB=96_DAY=1	1	96.0	7.2 mL HNO3	4.5	167	8.38	349	27.1	158	39.2	1.5	22.0	2,290	8.8	16.6	8.2 B	0.020
TS1_SB=96_DAY=2	2	96.0	9.1 mL HNO3	3.5	291	8.32	709	33.4	57.2	152	1.5	18.3	666	9.2	9.6	6.5 B	0.020
TS1_SB=96_DAY=7	7	96.0	9.3 mL HNO3	4.0	315	8.45	757	40.3	31.2	175	1.5	16.4	217	10.0	7.0	5.3	0.020
TS1_SB=96_DAY=14	14	96.0	9.0 mL HNO3	4.5	355	8.38	748	36.2	28.8	438	1.5	12.9	262	9.0	7.0	5.3	0.020

967 Jonathon Drive • Madison, WI • 53713

ReSolution Partners, LLC

Sample ID	Reaction Time (days)	$KMnO_4$ (g/L) [1]	Preservative Added [2]	DO (mg/L)	ORP (mV)	pH (SU)	Dissolved Analytes (µg/L)										
							Ba	Cr	Co	Fe	Pb	Li	Mn	Mo	Se	Tl [3]	Hg
TS1_PP=0.1_DAY=0.2	0.2	0.10	0.100 g AA	4.0	741	4.43	211	33.5	1.0	27.2	1.5	9.6	25,300	1.3	20.8	41.3 B	0.020
TS1_PP=0.1_DAY=1	1	0.10	0.025 g AA	4.5	802	4.83	171	31.9	1.0	25	1.5	10.4	14,800	1.3	12.7	25.7 B	0.020
TS1_PP=0.1_DAY=2	2	0.10	0.025 g AA	4.9	842	4.66	177	38.5	1.0	25	3.8	7.7	28,000	1.3	20.6	45.6 B	0.020
TS1_PP=0.1_DAY=7	7	0.10	0.025 g AA	3.3	794	6.90	233	42.5	1.0	25	3.2	7.8	25,700	1.3	20.3	30.7 B	0.039
TS1_PP=0.1_DAY=14	14	0.10	0.025 g AA	6.9	772	5.15	145	45.4	1.0	25	3.3	7.7	25,100	1.3	7.0	37.6 B	0.020

Sample ID	Reaction Time (days)	$KMnO_4$ (g/L) [1]	Preservative Added [2]	DO (mg/L)	ORP (mV)	pH (SU)	Dissolved Analytes (µg/L)										
							Ba	Cr	Co	Fe	Pb	Li	Mn	Mo	Se	Tl [3]	Hg
TS1_PP=0.5_DAY=0.2	0.2	0.50	0.200 g AA	3.9	781	4.32	287	48.6	1.0	101	12.5	11.3	125,000	1.3	93.7	181 I	0.020
TS1_PP=0.5_DAY=1	1	0.50	0.058 g AA	2.7	856	4.55	237	46.6	1.0	60.7	13.4	12.1	114,000	1.3	85.6	168 I	0.10
TS1_PP=0.5_DAY=2	2	0.50	0.070 g AA	3.1	878	4.47	150	60.8	1.0	25	15.7	9.5	149,000	1.3	109	214 I	0.096
TS1_PP=0.5_DAY=7	7	0.50	0.070 g AA	5.3	861	4.6	127	66.4	1.0	25	16.2	10.1	143,000	1.3	107	139 I	0.12
TS1_PP=0.5_DAY=14	14	0.50	0.070 g AA	5.3	836	4.79	127	70.2	1.0	61.5	16.8	9.9	147,000	1.3	50.2	219 I	0.039

Notes :

1. Reagent dosages calculated based on groundwater volume ONLY in the microcosm.

2. All filtrates were preserved with 0.5 mL concentrated nitric acid to a pH < 2.0. The sodium bicarbonate-treated samples required significantly more acid to pH = 2.0. The filtrate of each of the 0.1 g/L permanganate-treated trials was pink. The filtrate of each of the 0.5 g/L permanganate-treated trials was purple. The permanganate-treated samples were dosed with ascorbic acid (AA) to neutralize the residual permanganate for the specified reaction date.

3. B- Analyte detected in the associated Instrument Blanks and is suspected of being a method interference. I- Possible matrix interference occurring resulting in suspected high bias in the samples treated with high dose of permanganate.

967 Jonathon Drive • Madison, WI • 53713

Table 3. Results of rerun thallium analyses.

Sample ID	Reaction Time (days)	$Na(HCO_3)$ (g/L)	$KMnO_4$ (g/L) [1]	Preservative Added	Dissolved Analytes (µg/L)	
					Tl [1]	Tl [2]
TS1_CON_Day=7	7	0	0	0	9.7 B	<0.100
TS1_CON_Day=14	14	0	0	0	<5.3	<0.100
TS1_SB=40_DAY=7	7	40.0	0	4.1 mL HNO3	<5.3	<0.100
TS1_SB=40_DAY=14	14	40.0	0	4.0 mL HNO3	<5.3	<0.100
TS1_SB=96_DAY=7	7	96.0	0	9.3 mL HNO3	<5.3	0.108
TS1_SB=96_DAY=14	14	96.0	0	9.0 mL HNO3	<5.3	0.125
TS1_PP=0.1_DAY=7	7	0	0.10	0.025 g AA	30.7 B	<0.100
TS1_PP=0.1_DAY=14	14	0	0.10	0.025 g AA	37.6 B	<0.100
TS1_PP=0.5_DAY=7	7	0	0.50	0.070 g AA	139 I	<0.100
TS1_PP=0.5_DAY=14	14	0	0.50	0.070 g AA	219 I	<0.100

Notes: 1. Method 6010C by CTL - B- Analyte detected in the associated Instrument Blanks and is suspected of being a method interference. I- Possible matrix interference occurring resulting in suspected high bias in the samples treated with high dose of permanganate

2. Method 6020 by Microbac

.

967 Jonathon Drive • Madison, WI • 53713

Figure 1. pH and ORP change with reaction time.

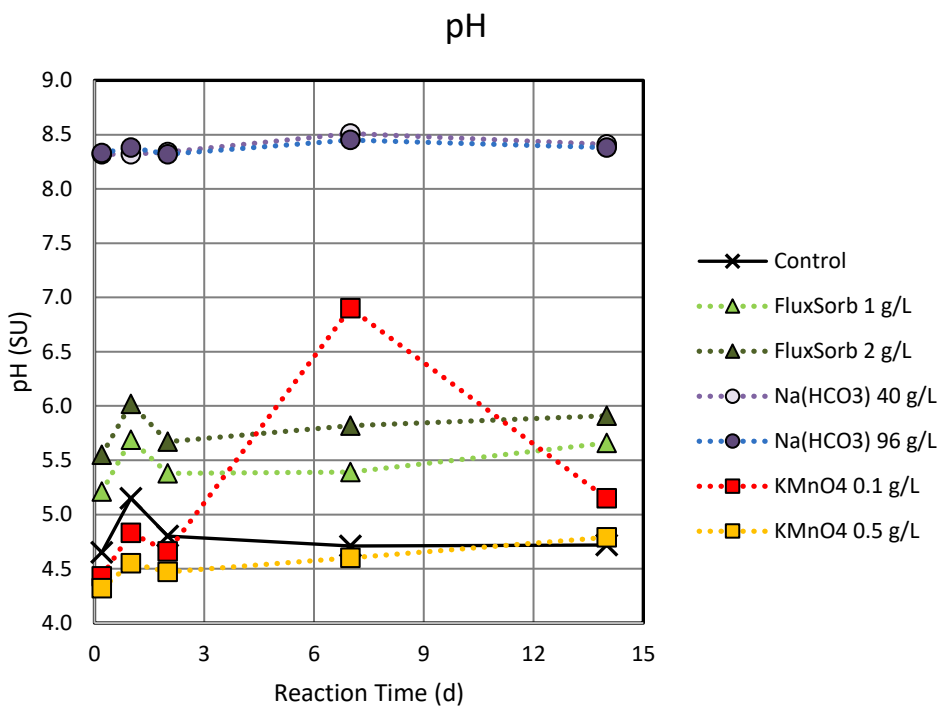

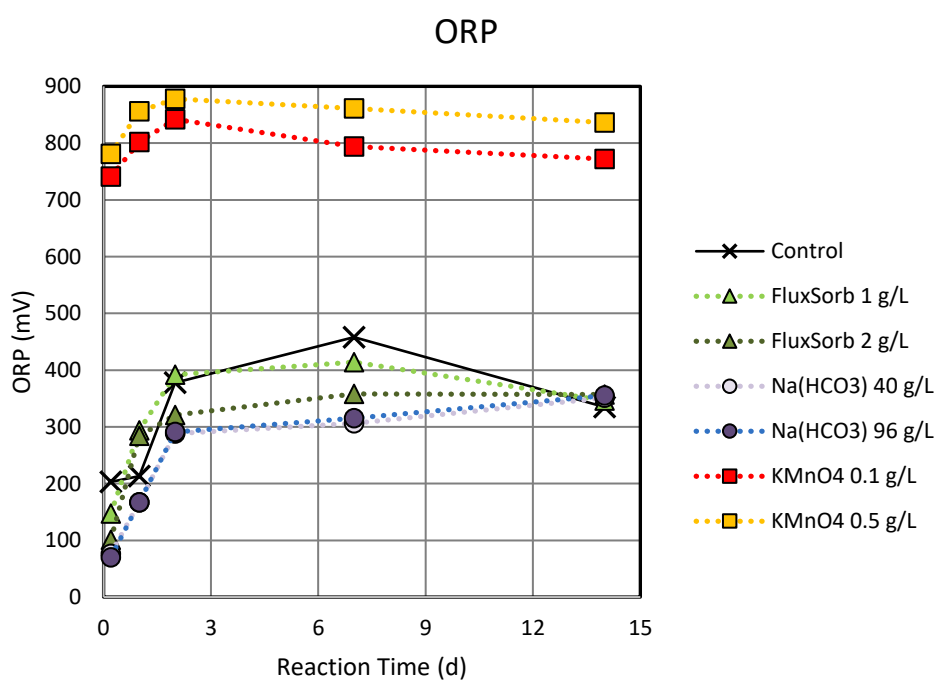

967 Jonathon Drive • Madison, WI • 53713

Figure 2. Major metals, iron and manganese, changes with reaction time.

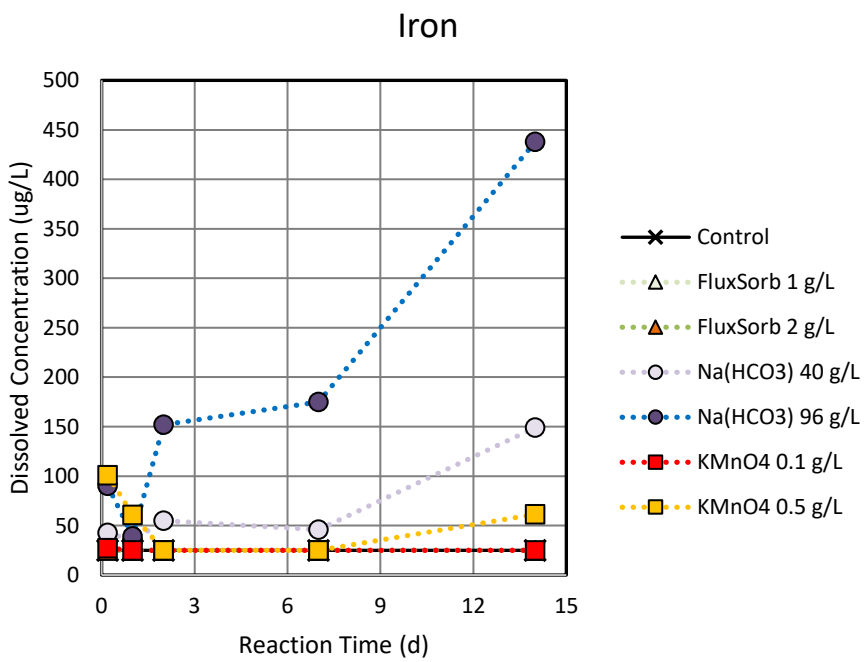

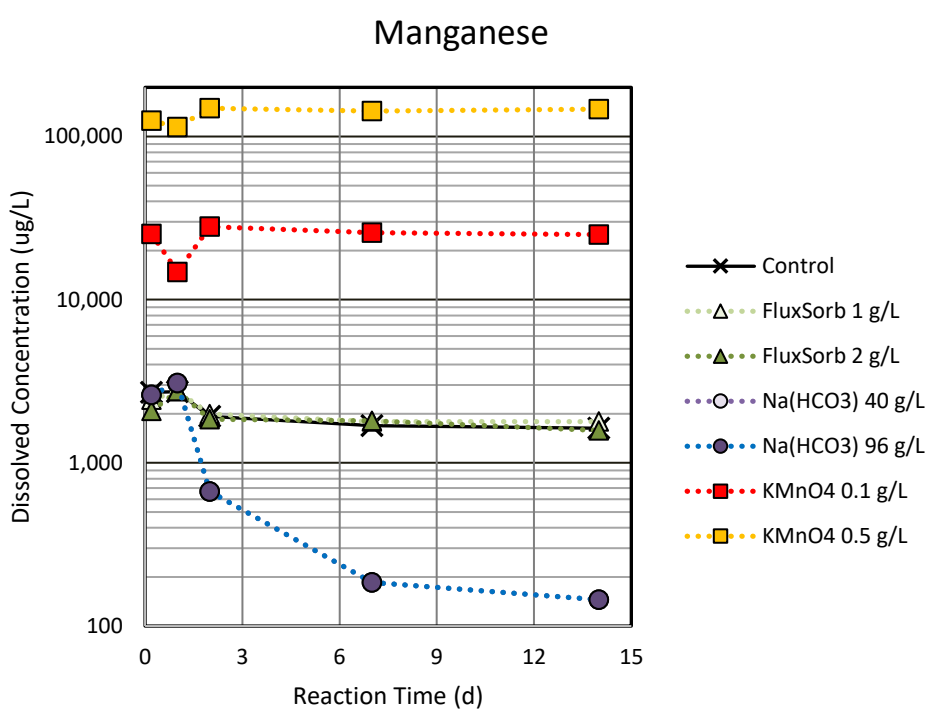

967 Jonathon Drive • Madison, WI • 53713

Figure 3. Barium changes with reaction time.

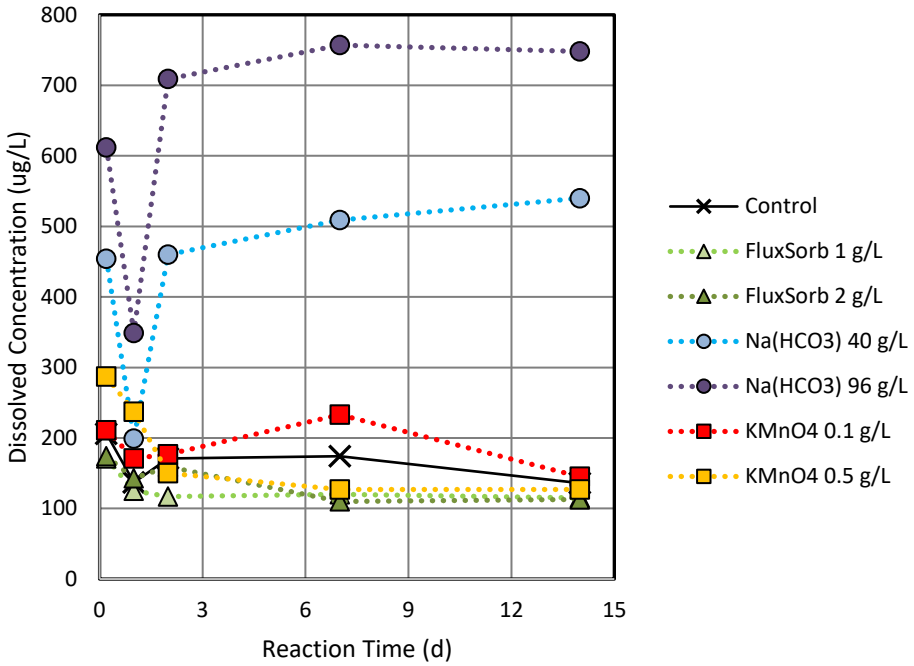

Figure 4. Chromium changes with reaction time.

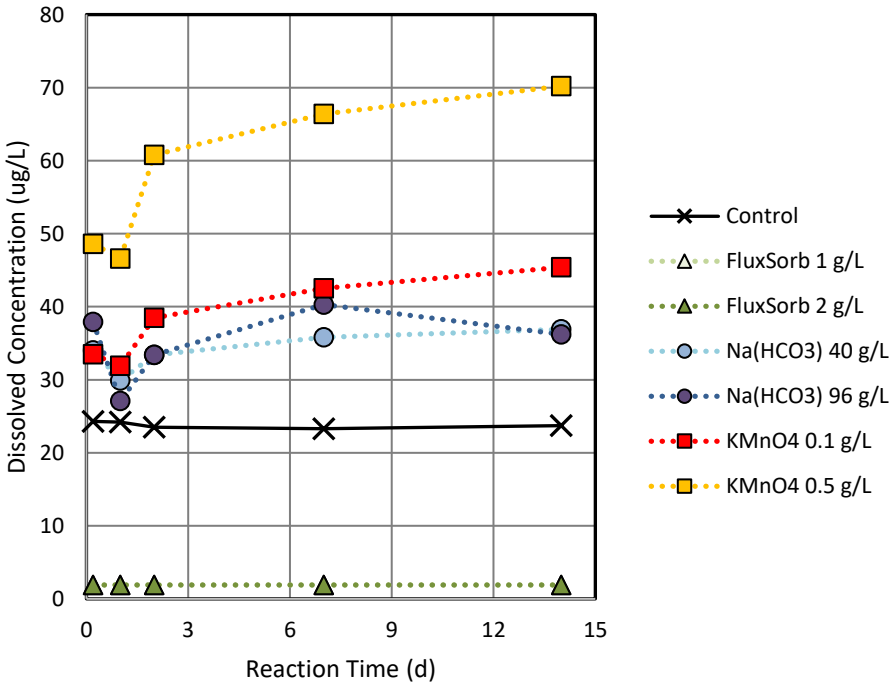

967 Jonathon Drive • Madison, WI • 53713

Figure 5. Cobalt changes with reaction time.

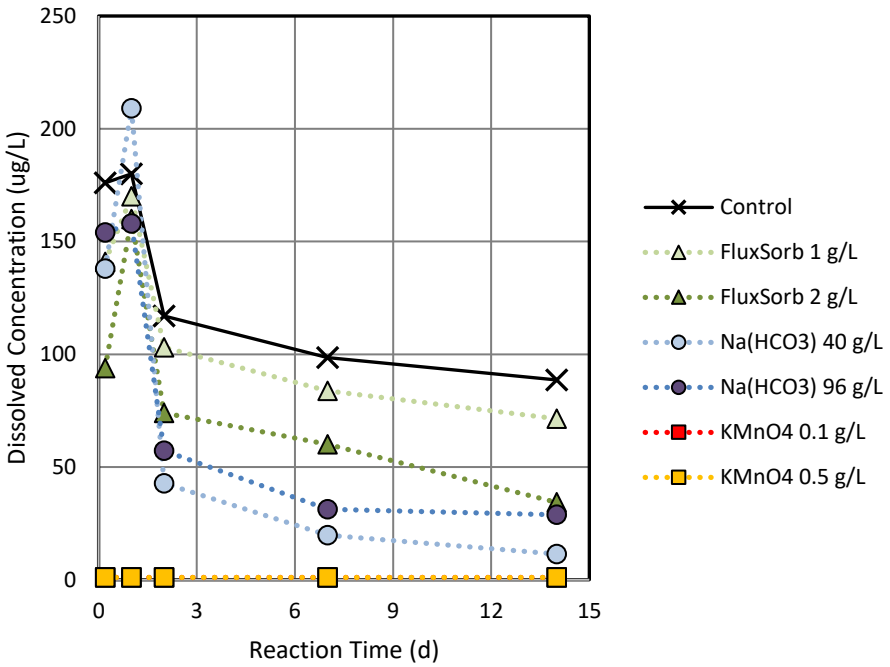

Figure 6. Lead changes with reaction time. Concentrations in FluxSorb or Na(HCO3) trials near or below reporting limits.

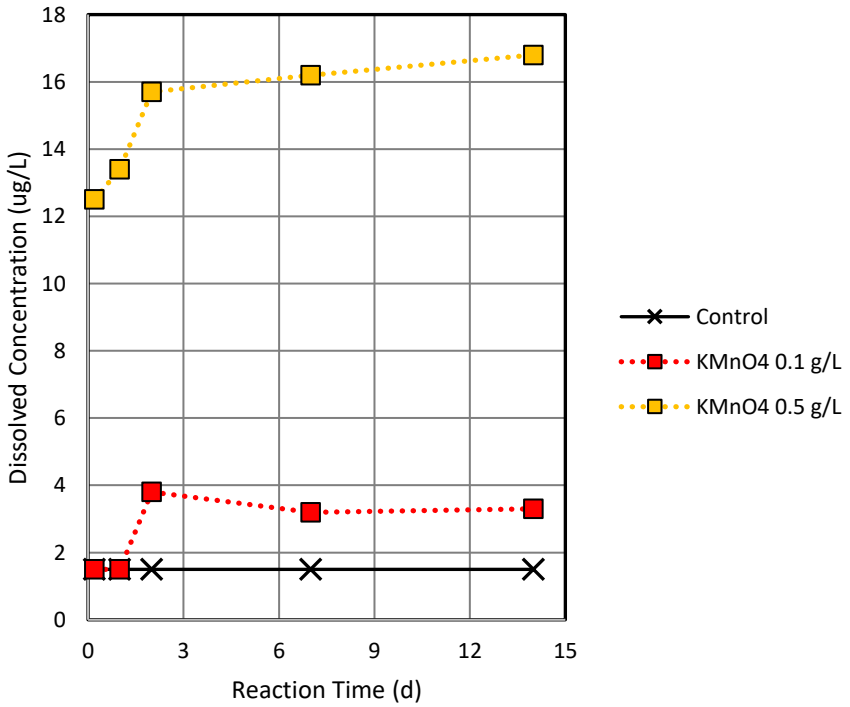

967 Jonathon Drive • Madison, WI • 53713

Figure 7. Lithium changes with reaction time.

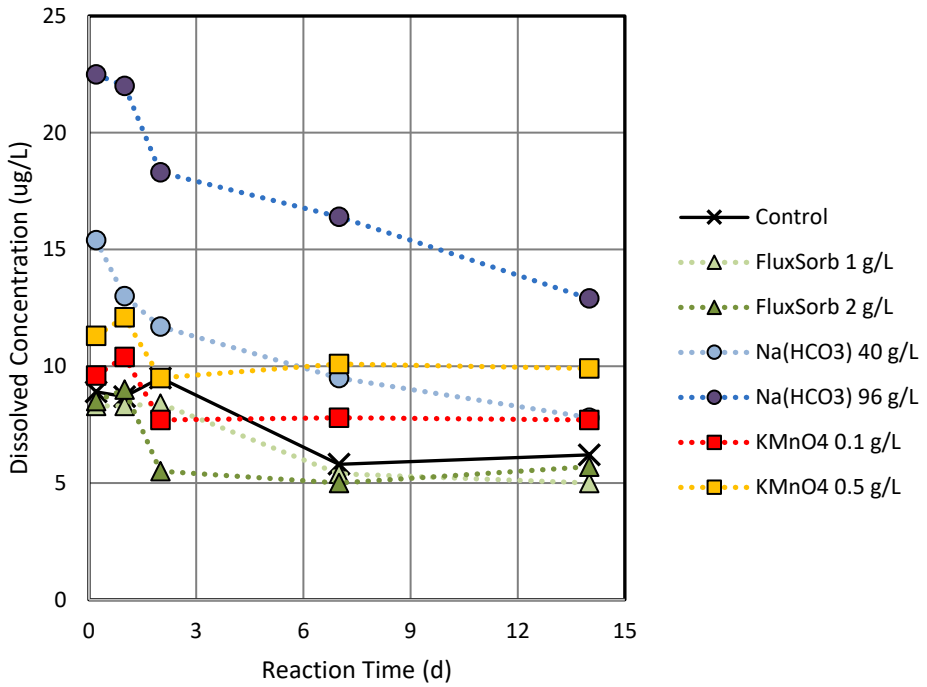

Figure 8. Mercury changes with reaction time.

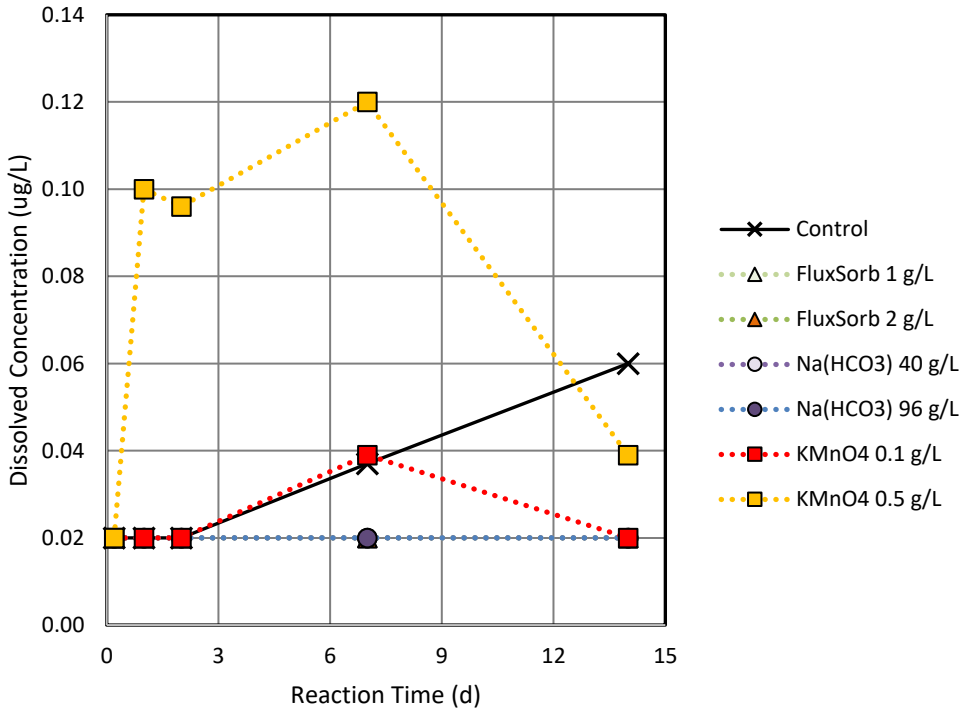

967 Jonathon Drive • Madison, WI • 53713

Figure 9. Molybdenum changes with reaction time. Concentrations in FluxSorb and $KMnO_4$ trials near or below reporting limits.

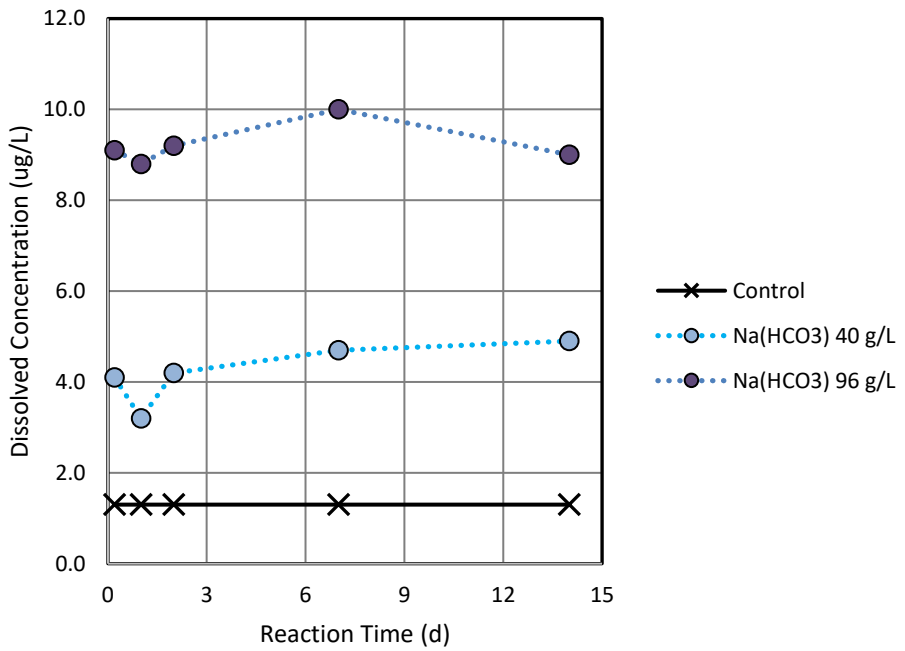

Figure 10. Selenium changes with reaction time.

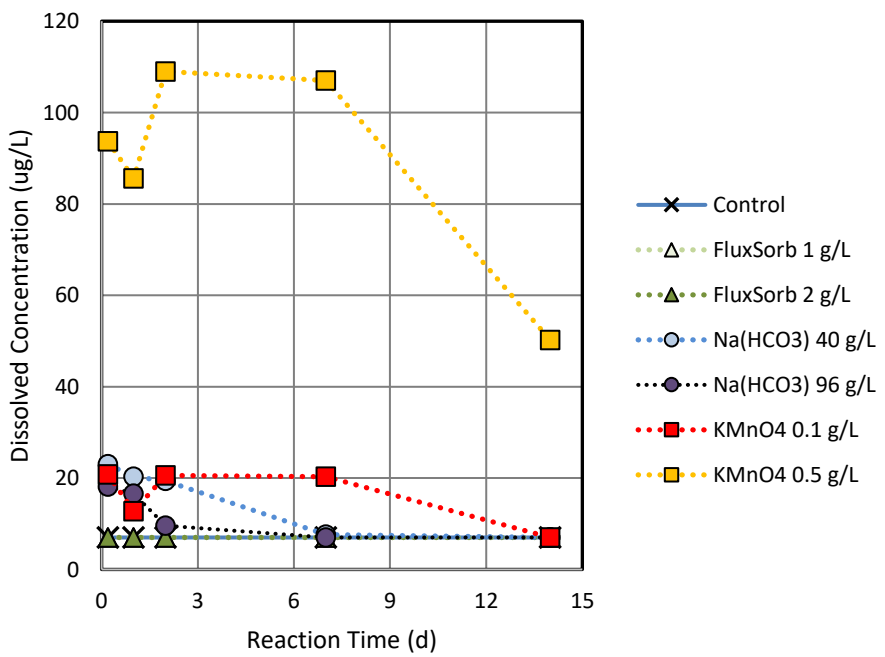

967 Jonathon Drive • Madison, WI • 53713

APPENDIX A

CTL LABORATORY REPORTS

967 Jonathon Drive • Madison, WI • 53713

CT LABORATORIES
delivering more than data from your environmental analyses

CT Laboratories LLC • 1230 Lange Ct • Baraboo, WI 53913
608 -356-2760 • www.ctlaboratories.com

ANALYTICAL REPORT

RESOLUTION PARTNERS LLC
ANGELA HASSELL
967 JONATHON DR.
MADISON, WI 53713

Project Name: WSP-GEORGIA POWER SCHERER
Project Phase:
Contract #: 3364
Project #:
Folder #: 202880
Purchase Order #:

Arrival Temperature: 1.4
Report Date: 4/14/2026
Date Received: 3/31/2026
Reprint Date: 4/14/2026

CT LAB Sample#: 1694029 Sample Description: SB-SG-15A_SO_BASELINE Sampled: 3/30/2026 08:00

Analyte	Result	Units	LOD	LOQ	Dilution	Qualifier	Prep Date/Time	Analysis Date/Time	Analyst	Method
Inorganic Results										
Solids, Percent	**72.9**	%			1			4/8/2026 13:58	TMG	EPA 8000C
Metals Results										
Antimony	<0.19	mg/kg	0.19	1.3	1		4/1/2026 07:30	4/1/2026 23:21	NAH	EPA 6010C
Arsenic	<0.32	mg/kg	0.32	1.3	1		4/1/2026 07:30	4/1/2026 23:21	NAH	EPA 6010C
Barium	**110**	mg/kg	0.31	1.3	1		4/1/2026 07:30	4/1/2026 23:21	NAH	EPA 6010C
Beryllium	**0.27**	mg/kg	0.032	0.26	1		4/1/2026 07:30	4/1/2026 23:21	NAH	EPA 6010C
Cadmium	**0.058**	mg/kg	0.035 *	0.32	1		4/1/2026 07:30	4/1/2026 23:21	NAH	EPA 6010C
Chromium	**4.3**	mg/kg	0.091	0.64	1		4/1/2026 07:30	4/1/2026 23:21	NAH	EPA 6010C
Cobalt	**17**	mg/kg	0.097	0.64	1		4/1/2026 07:30	4/1/2026 23:21	NAH	EPA 6010C
Iron	**15000**	mg/kg	3.9	19	1	M	4/1/2026 07:30	4/1/2026 23:21	NAH	EPA 6010C
Lead	**3.4**	mg/kg	0.10	0.64	1		4/1/2026 07:30	4/1/2026 23:21	NAH	EPA 6010C
Manganese	**590**	mg/kg	0.12	0.64	1	M	4/1/2026 07:30	4/1/2026 23:21	NAH	EPA 6010C
Molybdenum	<0.15	mg/kg	0.15	0.64	1	M	4/1/2026 07:30	4/1/2026 23:21	NAH	EPA 6010C
Selenium	**0.55**	mg/kg	0.32 *	1.3	1	M	4/1/2026 07:30	4/1/2026 23:21	NAH	EPA 6010C
Thallium	<0.28	mg/kg	0.28	1.3	1	M	4/1/2026 07:30	4/1/2026 23:21	NAH	EPA 6010C

Unless specifically stated to the contrary, soil/sediment/sludge sample results/LOD/LOQ/RLs were reported on a Dry Weight Basis

CT LABORATORIES
delivering more than data from your environmental analyses

RESOLUTION PARTNERS LLC
Project Name: WSP-GEORGIA POWER SCHERER
Project #:
Project Phase:

Contract #: 3364
Folder #: 202880

CT LAB Sample#: 1694029 Sample Description: SB-SG-15A_SO_BASELINE Sampled: 3/30/2026 08:00

Analyte	Result	Units	LOD	LOQ	Dilution	Qualifier	Prep Date/Time	Analysis Date/Time	Analyst	Method
Mercury	<0.0042	mg/kg	0.0042	0.014	1		4/7/2026 13:50	4/9/2026 10:04	MDS	EPA 7471B
Lithium	**2.8**	mg/kg	0.26	0.77	1		4/1/2026 07:30	4/1/2026 23:21	NAH	EPA 6010C

CT LAB Sample#: 1694030 Sample Description: SCH-SGWC-15_GW_BASELINE Sampled: 3/30/2026 08:05

Analyte	Result	Units	LOD	LOQ	Dilution	Qualifier	Prep Date/Time	Analysis Date/Time	Analyst	Method
Metals Results										
Dissolved Thallium	<0.4	ug/L	0.4	2.0	1	M		4/6/2026 11:48	MDS	EPA 7010
Dissolved Mercury	<0.020	ug/L	0.020	0.080	1		4/1/2026 14:30	4/2/2026 12:24	MDS	EPA 7470A
Dissolved Lithium	**8.6**	ug/L	5.0 *	17	1			3/31/2026 21:48	NAH	EPA 6010C
Dissolved Antimony	<5.1	ug/L	5.1	17	1			3/31/2026 21:48	NAH	EPA 6010C
Dissolved Arsenic	<3.5	ug/L	3.5	12	1			3/31/2026 21:48	NAH	EPA 6010C
Dissolved Barium	**89.3**	ug/L	0.98	3.3	1			3/31/2026 21:48	NAH	EPA 6010C
Dissolved Beryllium	<0.4	ug/L	0.4	1.3	1			3/31/2026 21:48	NAH	EPA 6010C
Dissolved Cadmium	<0.5	ug/L	0.5	1.7	1			3/31/2026 21:48	NAH	EPA 6010C
Dissolved Chromium	**33.6**	ug/L	1.9	6.3	1			3/31/2026 21:48	NAH	EPA 6010C
Dissolved Cobalt	**258**	ug/L	1.0	3.4	1			3/31/2026 21:48	NAH	EPA 6010C
Dissolved Iron	<25	ug/L	25	84	1			3/31/2026 21:48	NAH	EPA 6010C
Dissolved Lead	<1.5	ug/L	1.5	5.0	1			3/31/2026 21:48	NAH	EPA 6010C
Dissolved Manganese	**3590**	ug/L	2.4	8.0	1			3/31/2026 21:48	NAH	EPA 6010C
Dissolved Molybdenum	<1.3	ug/L	1.3	4.4	1			4/10/2026 20:14	NAH	EPA 6010C
Dissolved Selenium	<7.0	ug/L	7.0	24	1			3/31/2026 21:48	NAH	EPA 6010C

Unless specifically stated to the contrary, soil/sediment/sludge sample results/LOD/LOQ/RLs were reported on a Dry Weight Basis

Notes regarding entire Chain of Custody:

Notes: * Indicates a value in between the LOD (limit of detection) and the LOQ (limit of quantitation). All LOD/LOQs are adjusted to reflect dilution and also any differences in the sample weight / volume as compared to standard amounts.

All samples were received intact and properly preserved unless otherwise noted. The results reported relate only to the samples tested. This report shall not be reproduced, except in full, without written approval of this laboratory. Laboratory records are retained for at least 7 years. The Chain of Custody is attached.

Submitted by: Brett M. Szymanski
Project Manager
608-356-2760

QC Qualifiers

Code	Description
A	Result cannot be used for compliance due to QC issue
B	Analyte detected in the associated Method Blank.
C	Toxicity present in BOD sample.
D	Diluted Out.
E	Safe, No Total Coliform detected.
F	Unsafe, Total Coliform detected, no E. Coli detected.
G	Unsafe, Total Coliform detected and E. Coli detected.
H	Holding time exceeded.
I	Incubator temperature was outside acceptance limits during test period.
J	Estimated value.
L	Significant peaks were detected outside the chromatographic window.
M	Matrix spike and/or Matrix Spike Duplicate recovery outside acceptance limits.
N	Insufficient BOD oxygen depletion.
O	Complete BOD oxygen depletion.
P	Concentration of analyte differs more than 40% between primary and confirmation analysis.
Q	Laboratory Control Sample outside acceptance limits.
R	See Narrative at end of report.
S	Surrogate standard recovery outside acceptance limits due to apparent matrix effects.
T	Sample received with improper preservation or temperature.
U	Analyte concentration was below detection limit.
V	Raised Quantitation or Reporting Limit due to limited sample amount or dilution for matrix background interference.
W	Sample amount received was below program minimum.
X	Analyte exceeded calibration range.
Y	Replicate/Duplicate precision outside acceptance limits.
Z	Specified calibration criteria was not met.

Current CT Laboratories Certifications

Wisconsin (WDNR) Chemistry ID# 157066030
Wisconsin (DATCP) Bacteriology ID# 289
Louisiana NELAP (primary) ID# 115843
Illinois NELAP Lab ID# 200073
Kansas NELAP Lab ID# E-10368
Virginia NELAP Lab ID# 460203
Florida NELAP Lab ID# E871111

DoD-ELAP QSM5.4 -
PJLA Testing Accreditation # 78929

ISO/IEC 17025-2017 Accredited -
PJLA Testing Accreditation # 78929

Rev. 03/2020

CHAIN OF CUSTODY

Company: ReSolution Partners LLC

Project Contact: Angela Hassell

Telephone: 608-669-1248

Project Name: WSP-Georgia Power Scherer

Project #:

Location:

Sampled By: Kevin Baker 608-669-6949

CT LABORATORIES

1230 Lange Court, Baraboo, WI 53913
608-356-2760 Fax 608-356-2766
www.ctlaboratories.com

List # 202880
Company: RESOLUTION PARTNERS
Project: WSP-GEORGIA POWER SC
Logged By: erc PM: BMS

Program:
QSM RCRA SDWA NPDES
Solid Waste Other _____

PO #

Report To:
EMAIL: ahassell@resolutionpartnersllc.net
brehm@resolutionpartnersllc.net
kbaker@resolutionpartnersllc.net
Company: 967 Jonathon Drive
Address: Madison, WI 53713

Invoice To: * Angela Hassell
EMAIL: ahassell@resolutionpartnersllc.net
Company: ReSolution Partners LLC
Address: 967 Jonathon Drive
Madison, WI 53713

Party listed is responsible for payment of invoice as per CT Laboratories' terms and conditions

Client Special Instructions
*** 6010C : Sb, As, Ba, Be, Co, Cd, Cr, Fe, Li, Pb, Mn, Mo, Se**
7470 : mercury
7010 : thallium
see attached requested aqueous reporting limits.

Matrix:
GW – groundwater SW - surface water WW - wastewater DW - drinking water
S - soil/sediment SL - sludge A - air M - misc/waste

Turnaround Time: Normal
Date Needed: _____
Rush analysis requires prior CT Laboratories' approval
Surcharges:
24 hr 200%
2-3 days 100%
4-9 days 50%

ANALYSES REQUESTED

Collection Date	Collection Time	Matrix	Grab/ Comp	Sample #	Sample ID Description	Filtered? Y/N	metals *	Total # Containers	Designated MS/MSD	CT Lab ID # (Lab use only)
30Mar2026	0800	SO	G		SB-SG-15A_SO_baseline	N	X	1		694029
30Mar2026	0805	GW	G		SCH-SGWC-15_GW_baseline	Y	X	1		~ 30

Fill in Spaces with Bottles per Test

Relinquished By:	Date/Time	Received By:	Date/Time
Kevin L Baker	03/30/2026 11:00	Spee Dee	3/31/26 1111
Received by:	Date/Time	Received for Laboratory by:	Date/Time
			3/31/26 1142

Lab Use Only
Ice Present Yes No
Temp 1.7 IR Gun
Cooler #

Project Name: WSP-Georgia Power Scherer

Aqueous Reporting Limits from WSP		
Analyte	Units	AP-1 GWPS July 2025
Antimony	mg/L	0.006
Arsenic	mg/L	0.01
Barium	mg/L	2.0
Berytlium	mg/L	0.004
Cadmium	mg/L	0.005
Chromium	mg/L	0.1
Cobalt	mg/L	0.006
Iron	mg/L	(none)
Lead	mg/L	0.015
Lithium	mg/L	0.04
Manganese	mg/L	(none)
Mercury	mg/L	0.002
Molybdenum	mg/L	0.1
Selenium	mg/L	0.05
Thallium	mg/L	0.002

CT LABORATORIES
delivering more than data from your environmental analyses

CT Laboratories LLC • 1230 Lange Ct • Baraboo, WI 53913
608 -356-2760 • www.ctlaboratories.com

ANALYTICAL REPORT

RESOLUTION PARTNERS LLC
ANGELA HASSELL
967 JONATHON DR.
MADISON, WI 53713

Project Name: WSP-GEORGIA POWER-SCHERER
Project Phase:
Contract #: 3364
Project #:
Folder #: 203520
Purchase Order #:

Arrival Temperature: 3.3
Report Date: 5/12/2026
Date Received: 4/23/2026
Reprint Date: 5/12/2026

CT LAB Sample#: 1707126 Sample Description: TS1_CON_DAY=0.2 Sampled: 4/20/2026 14:00

Analyte	Result	Units	LOD	LOQ	Dilution	Qualifier	Prep Date/Time	Analysis Date/Time	Analyst	Method
Metals Results										
Dissolved Thallium	**9.6**	ug/L	5.3 *	18	1	B		4/23/2026 22:23	NAH	EPA 6010C
Dissolved Mercury	<0.020	ug/L	0.020	0.080	1		4/29/2026 10:20	4/30/2026 12:50	MDS	EPA 7470A
Dissolved Lithium	**8.9**	ug/L	5.0 *	17	1			4/23/2026 22:23	NAH	EPA 6010C
Dissolved Antimony	<5.1	ug/L	5.1	17	1			4/23/2026 22:23	NAH	EPA 6010C
Dissolved Arsenic	<3.5	ug/L	3.5	12	1			4/23/2026 22:23	NAH	EPA 6010C
Dissolved Barium	**206**	ug/L	0.98	3.3	1			4/23/2026 22:23	NAH	EPA 6010C
Dissolved Beryllium	<0.4	ug/L	0.4	1.3	1			4/23/2026 22:23	NAH	EPA 6010C
Dissolved Cadmium	<0.5	ug/L	0.5	1.7	1			4/23/2026 22:23	NAH	EPA 6010C
Dissolved Chromium	**24.3**	ug/L	1.9	6.3	1			4/23/2026 22:23	NAH	EPA 6010C
Dissolved Cobalt	**176**	ug/L	1.0	3.4	1			4/23/2026 22:23	NAH	EPA 6010C
Dissolved Iron	<25	ug/L	25	84	1			4/23/2026 22:23	NAH	EPA 6010C
Dissolved Lead	<1.5	ug/L	1.5	5.0	1			4/23/2026 22:23	NAH	EPA 6010C
Dissolved Manganese	**2700**	ug/L	2.4	8.0	1			4/23/2026 22:23	NAH	EPA 6010C
Dissolved Molybdenum	<1.3	ug/L	1.3	4.4	1			4/23/2026 22:23	NAH	EPA 6010C
Dissolved Selenium	<7.0	ug/L	7.0	24	1			4/23/2026 22:23	NAH	EPA 6010C

Unless specifically stated to the contrary, soil/sediment/sludge sample results/LOD/LOQ/RLs were reported on a Dry Weight Basis

CT LAB Sample#: 1707127 Sample Description: TS1_FS=01_DAY=0.2 Sampled: 4/20/2026 14:05

Analyte	Result	Units	LOD	LOQ	Dilution	Qualifier	Prep Date/Time	Analysis Date/Time	Analyst	Method
Metals Results										
Dissolved Thallium	**10.2**	ug/L	5.3 *	18	1	B		4/23/2026 22:33	NAH	EPA 6010C
Dissolved Mercury	<0.020	ug/L	0.020	0.080	1		4/29/2026 10:20	4/30/2026 12:53	MDS	EPA 7470A
Dissolved Lithium	**8.3**	ug/L	5.0 *	17	1			4/23/2026 22:33	NAH	EPA 6010C
Dissolved Antimony	<5.1	ug/L	5.1	17	1			4/23/2026 22:33	NAH	EPA 6010C
Dissolved Arsenic	<3.5	ug/L	3.5	12	1			4/23/2026 22:33	NAH	EPA 6010C
Dissolved Barium	**171**	ug/L	0.98	3.3	1			4/23/2026 22:33	NAH	EPA 6010C
Dissolved Beryllium	<0.4	ug/L	0.4	1.3	1			4/23/2026 22:33	NAH	EPA 6010C
Dissolved Cadmium	<0.5	ug/L	0.5	1.7	1			4/23/2026 22:33	NAH	EPA 6010C
Dissolved Chromium	<1.9	ug/L	1.9	6.3	1			4/23/2026 22:33	NAH	EPA 6010C
Dissolved Cobalt	**141**	ug/L	1.0	3.4	1			4/23/2026 22:33	NAH	EPA 6010C
Dissolved Iron	<25	ug/L	25	84	1			4/23/2026 22:33	NAH	EPA 6010C
Dissolved Lead	<1.5	ug/L	1.5	5.0	1			4/23/2026 22:33	NAH	EPA 6010C
Dissolved Manganese	**2440**	ug/L	2.4	8.0	1			4/23/2026 22:33	NAH	EPA 6010C
Dissolved Molybdenum	<1.3	ug/L	1.3	4.4	1			4/23/2026 22:33	NAH	EPA 6010C
Dissolved Selenium	<7.0	ug/L	7.0	24	1			4/23/2026 22:33	NAH	EPA 6010C

CT LAB Sample#: 1707128 Sample Description: TS1_FS=02_DAY=0.2 Sampled: 4/20/2026 14:10

Analyte	Result	Units	LOD	LOQ	Dilution	Qualifier	Prep Date/Time	Analysis Date/Time	Analyst	Method
Metals Results										
Dissolved Thallium	**9.8**	ug/L	5.3 *	18	1	B		4/23/2026 22:39	NAH	EPA 6010C
Dissolved Mercury	<0.020	ug/L	0.020	0.080	1		4/29/2026 10:20	4/30/2026 12:56	MDS	EPA 7470A
Dissolved Lithium	**8.5**	ug/L	5.0 *	17	1			4/23/2026 22:39	NAH	EPA 6010C

Unless specifically stated to the contrary, soil/sediment/sludge sample results/LOD/LOQ/RLs were reported on a Dry Weight Basis

CT LAB Sample#: 1707128 Sample Description: TS1_FS=02_DAY=0.2 Sampled: 4/20/2026 14:10

Analyte	Result	Units	LOD	LOQ	Dilution	Qualifier	Prep Date/Time	Analysis Date/Time	Analyst	Method
Dissolved Antimony	<5.1	ug/L	5.1	17	1			4/23/2026 22:39	NAH	EPA 6010C
Dissolved Arsenic	<3.5	ug/L	3.5	12	1			4/23/2026 22:39	NAH	EPA 6010C
Dissolved Barium	**174**	ug/L	0.98	3.3	1			4/23/2026 22:39	NAH	EPA 6010C
Dissolved Beryllium	<0.4	ug/L	0.4	1.3	1			4/23/2026 22:39	NAH	EPA 6010C
Dissolved Cadmium	<0.5	ug/L	0.5	1.7	1			4/23/2026 22:39	NAH	EPA 6010C
Dissolved Chromium	<1.9	ug/L	1.9	6.3	1			4/23/2026 22:39	NAH	EPA 6010C
Dissolved Cobalt	**93.9**	ug/L	1.0	3.4	1			4/23/2026 22:39	NAH	EPA 6010C
Dissolved Iron	<25	ug/L	25	84	1			4/23/2026 22:39	NAH	EPA 6010C
Dissolved Lead	<1.5	ug/L	1.5	5.0	1			4/23/2026 22:39	NAH	EPA 6010C
Dissolved Manganese	**2080**	ug/L	2.4	8.0	1			4/23/2026 22:39	NAH	EPA 6010C
Dissolved Molybdenum	<1.3	ug/L	1.3	4.4	1			4/23/2026 22:39	NAH	EPA 6010C
Dissolved Selenium	<7.0	ug/L	7.0	24	1			4/23/2026 22:39	NAH	EPA 6010C

CT LAB Sample#: 1707129 Sample Description: TS1_SB=40_DAY=0.2 Sampled: 4/20/2026 14:15

Analyte	Result	Units	LOD	LOQ	Dilution	Qualifier	Prep Date/Time	Analysis Date/Time	Analyst	Method
Metals Results										
Dissolved Thallium	**12.2**	ug/L	5.3 *	18	1	B		4/23/2026 22:44	NAH	EPA 6010C
Dissolved Mercury	<0.020	ug/L	0.020	0.080	1		4/29/2026 10:20	4/30/2026 12:58	MDS	EPA 7470A
Dissolved Lithium	**15.4**	ug/L	5.0 *	17	1			4/23/2026 22:44	NAH	EPA 6010C
Dissolved Antimony	<5.1	ug/L	5.1	17	1			4/23/2026 22:44	NAH	EPA 6010C
Dissolved Arsenic	<3.5	ug/L	3.5	12	1			4/23/2026 22:44	NAH	EPA 6010C
Dissolved Barium	**454**	ug/L	0.98	3.3	1			4/23/2026 22:44	NAH	EPA 6010C
Dissolved Beryllium	<0.4	ug/L	0.4	1.3	1			4/23/2026 22:44	NAH	EPA 6010C
Dissolved Cadmium	<0.5	ug/L	0.5	1.7	1			4/23/2026 22:44	NAH	EPA 6010C

Unless specifically stated to the contrary, soil/sediment/sludge sample results/LOD/LOQ/RLs were reported on a Dry Weight Basis

CT LAB Sample#: 1707129 Sample Description: TS1_SB=40_DAY=0.2 Sampled: 4/20/2026 14:15

Analyte	Result	Units	LOD	LOQ	Dilution	Qualifier	Prep Date/Time	Analysis Date/Time	Analyst	Method
Dissolved Chromium	**34.0**	ug/L	1.9	6.3	1			4/23/2026 22:44	NAH	EPA 6010C
Dissolved Cobalt	**138**	ug/L	1.0	3.4	1			4/23/2026 22:44	NAH	EPA 6010C
Dissolved Iron	**42.8**	ug/L	25 *	84	1			4/23/2026 22:44	NAH	EPA 6010C
Dissolved Lead	<1.5	ug/L	1.5	5.0	1			4/23/2026 22:44	NAH	EPA 6010C
Dissolved Manganese	**2610**	ug/L	2.4	8.0	1			4/23/2026 22:44	NAH	EPA 6010C
Dissolved Molybdenum	**4.1**	ug/L	1.3 *	4.4	1			4/23/2026 22:44	NAH	EPA 6010C
Dissolved Selenium	**23.0**	ug/L	7.0 *	24	1			4/23/2026 22:44	NAH	EPA 6010C

CT LAB Sample#: 1707130 Sample Description: TS1_SB=96_DAY=0.2 Sampled: 4/20/2026 14:20

Analyte	Result	Units	LOD	LOQ	Dilution	Qualifier	Prep Date/Time	Analysis Date/Time	Analyst	Method
Metals Results										
Dissolved Thallium	**8.3**	ug/L	5.3 *	18	1	B		4/23/2026 22:49	NAH	EPA 6010C
Dissolved Mercury	<0.020	ug/L	0.020	0.080	1		4/29/2026 10:20	4/30/2026 13:01	MDS	EPA 7470A
Dissolved Lithium	**22.5**	ug/L	5.0	17	1			4/23/2026 22:49	NAH	EPA 6010C
Dissolved Antimony	<5.1	ug/L	5.1	17	1			4/23/2026 22:49	NAH	EPA 6010C
Dissolved Arsenic	<3.5	ug/L	3.5	12	1			4/23/2026 22:49	NAH	EPA 6010C
Dissolved Barium	**612**	ug/L	0.98	3.3	1			4/23/2026 22:49	NAH	EPA 6010C
Dissolved Beryllium	<0.4	ug/L	0.4	1.3	1			4/23/2026 22:49	NAH	EPA 6010C
Dissolved Cadmium	<0.5	ug/L	0.5	1.7	1			4/23/2026 22:49	NAH	EPA 6010C
Dissolved Chromium	**37.9**	ug/L	1.9	6.3	1			4/23/2026 22:49	NAH	EPA 6010C
Dissolved Cobalt	**154**	ug/L	1.0	3.4	1			4/23/2026 22:49	NAH	EPA 6010C
Dissolved Iron	**90.3**	ug/L	25	84	1			4/23/2026 22:49	NAH	EPA 6010C
Dissolved Lead	<1.5	ug/L	1.5	5.0	1			4/23/2026 22:49	NAH	EPA 6010C
Dissolved Manganese	**2760**	ug/L	2.4	8.0	1			4/23/2026 22:49	NAH	EPA 6010C

Unless specifically stated to the contrary, soil/sediment/sludge sample results/LOD/LOQ/RLs were reported on a Dry Weight Basis

CT LAB Sample#: 1707130 Sample Description: TS1_SB=96_DAY=0.2 Sampled: 4/20/2026 14:20

Analyte	Result	Units	LOD	LOQ	Dilution	Qualifier	Prep Date/Time	Analysis Date/Time	Analyst	Method
Dissolved Molybdenum	**9.1**	ug/L	1.3	4.4	1			4/23/2026 22:49	NAH	EPA 6010C
Dissolved Selenium	**18.1**	ug/L	7.0 *	24	1			4/23/2026 22:49	NAH	EPA 6010C

CT LAB Sample#: 1707131 Sample Description: TS1_PP=0.1_DAY=0.2 Sampled: 4/20/2026 14:25

Analyte	Result	Units	LOD	LOQ	Dilution	Qualifier	Prep Date/Time	Analysis Date/Time	Analyst	Method
Metals Results										
Dissolved Thallium	**41.3**	ug/L	5.3	18	1	B		4/23/2026 22:54	NAH	EPA 6010C
Dissolved Mercury	<0.020	ug/L	0.020	0.080	1		4/29/2026 10:20	4/30/2026 13:12	MDS	EPA 7470A
Dissolved Lithium	**9.6**	ug/L	5.0 *	17	1			4/23/2026 22:54	NAH	EPA 6010C
Dissolved Antimony	<5.1	ug/L	5.1	17	1			4/23/2026 22:54	NAH	EPA 6010C
Dissolved Arsenic	<3.5	ug/L	3.5	12	1			4/23/2026 22:54	NAH	EPA 6010C
Dissolved Barium	**211**	ug/L	0.98	3.3	1			4/23/2026 22:54	NAH	EPA 6010C
Dissolved Beryllium	<0.4	ug/L	0.4	1.3	1			4/23/2026 22:54	NAH	EPA 6010C
Dissolved Cadmium	<0.5	ug/L	0.5	1.7	1			4/23/2026 22:54	NAH	EPA 6010C
Dissolved Chromium	**33.5**	ug/L	1.9	6.3	1			4/23/2026 22:54	NAH	EPA 6010C
Dissolved Cobalt	<1.0	ug/L	1.0	3.4	1			4/23/2026 22:54	NAH	EPA 6010C
Dissolved Iron	**27.2**	ug/L	25 *	84	1			4/23/2026 22:54	NAH	EPA 6010C
Dissolved Lead	<1.5	ug/L	1.5	5.0	1			4/23/2026 22:54	NAH	EPA 6010C
Dissolved Manganese	**25300**	ug/L	2.4	8.0	1			4/23/2026 22:54	NAH	EPA 6010C
Dissolved Molybdenum	<1.3	ug/L	1.3	4.4	1			4/23/2026 22:54	NAH	EPA 6010C
Dissolved Selenium	**20.8**	ug/L	7.0 *	24	1			4/23/2026 22:54	NAH	EPA 6010C

Unless specifically stated to the contrary, soil/sediment/sludge sample results/LOD/LOQ/RLs were reported on a Dry Weight Basis

CT LAB Sample#: 1707132 Sample Description: TS1_PP=0.5_DAY=0.2 Sampled: 4/20/2026 14:30

Analyte	Result	Units	LOD	LOQ	Dilution	Qualifier	Prep Date/Time	Analysis Date/Time	Analyst	Method
Metals Results										
ICP Metals, Dissolved Comments: Positive matrix interference for Thallium identified at wavelength 190.856 resulting in suspected high bias. Other available wavelengths either had worse interference or insufficient sensitivity .										
Dissolved Thallium	**181**	ug/L	5.3	18	1			4/23/2026 23:14	NAH	EPA 6010C
Dissolved Mercury	<0.020	ug/L	0.020	0.080	1		4/29/2026 10:20	4/30/2026 13:14	MDS	EPA 7470A
Dissolved Lithium	**11.3**	ug/L	5.0 *	17	1			4/23/2026 23:14	NAH	EPA 6010C
Dissolved Antimony	<5.1	ug/L	5.1	17	1			4/23/2026 23:14	NAH	EPA 6010C
Dissolved Arsenic	<3.5	ug/L	3.5	12	1			4/23/2026 23:14	NAH	EPA 6010C
Dissolved Barium	**287**	ug/L	0.98	3.3	1			4/23/2026 23:14	NAH	EPA 6010C
Dissolved Beryllium	<0.4	ug/L	0.4	1.3	1			4/23/2026 23:14	NAH	EPA 6010C
Dissolved Cadmium	<0.5	ug/L	0.5	1.7	1			4/23/2026 23:14	NAH	EPA 6010C
Dissolved Chromium	**48.6**	ug/L	1.9	6.3	1			4/23/2026 23:14	NAH	EPA 6010C
Dissolved Cobalt	<1.0	ug/L	1.0	3.4	1			4/23/2026 23:14	NAH	EPA 6010C
Dissolved Iron	**101**	ug/L	25	84	1			4/23/2026 23:14	NAH	EPA 6010C
Dissolved Lead	**12.5**	ug/L	1.5	5.0	1			4/23/2026 23:14	NAH	EPA 6010C
Dissolved Manganese	**125000**	ug/L	2.4	8.0	1			4/23/2026 23:14	NAH	EPA 6010C
Dissolved Molybdenum	<1.3	ug/L	1.3	4.4	1			4/23/2026 23:14	NAH	EPA 6010C
Dissolved Selenium	**93.7**	ug/L	7.0	24	1			4/23/2026 23:14	NAH	EPA 6010C

CT LAB Sample#: 1707133 Sample Description: TS1_CON_DAY=1 Sampled: 4/21/2026 09:00

Analyte	Result	Units	LOD	LOQ	Dilution	Qualifier	Prep Date/Time	Analysis Date/Time	Analyst	Method
Metals Results										
Dissolved Thallium	**10.1**	ug/L	5.3 *	18	1	B		4/23/2026 23:19	NAH	EPA 6010C
Dissolved Mercury	<0.020	ug/L	0.020	0.080	1		4/29/2026 10:20	4/30/2026 13:17	MDS	EPA 7470A

Unless specifically stated to the contrary, soil/sediment/sludge sample results/LOD/LOQ/RLs were reported on a Dry Weight Basis

CT LAB Sample#: 1707133 Sample Description: TS1_CON_DAY=1 Sampled: 4/21/2026 09:00

Analyte	Result	Units	LOD	LOQ	Dilution	Qualifier	Prep Date/Time	Analysis Date/Time	Analyst	Method
Dissolved Lithium	**8.7**	ug/L	5.0 *	17	1			4/23/2026 23:19	NAH	EPA 6010C
Dissolved Antimony	<5.1	ug/L	5.1	17	1			4/23/2026 23:19	NAH	EPA 6010C
Dissolved Arsenic	<3.5	ug/L	3.5	12	1			4/23/2026 23:19	NAH	EPA 6010C
Dissolved Barium	**137**	ug/L	0.98	3.3	1			4/23/2026 23:19	NAH	EPA 6010C
Dissolved Beryllium	<0.4	ug/L	0.4	1.3	1			4/23/2026 23:19	NAH	EPA 6010C
Dissolved Cadmium	<0.5	ug/L	0.5	1.7	1			4/23/2026 23:19	NAH	EPA 6010C
Dissolved Chromium	**24.2**	ug/L	1.9	6.3	1			4/23/2026 23:19	NAH	EPA 6010C
Dissolved Cobalt	**180**	ug/L	1.0	3.4	1			4/23/2026 23:19	NAH	EPA 6010C
Dissolved Iron	<25	ug/L	25	84	1			4/23/2026 23:19	NAH	EPA 6010C
Dissolved Lead	<1.5	ug/L	1.5	5.0	1			4/23/2026 23:19	NAH	EPA 6010C
Dissolved Manganese	**2730**	ug/L	2.4	8.0	1			4/23/2026 23:19	NAH	EPA 6010C
Dissolved Molybdenum	<1.3	ug/L	1.3	4.4	1			4/23/2026 23:19	NAH	EPA 6010C
Dissolved Selenium	<7.0	ug/L	7.0	24	1			4/23/2026 23:19	NAH	EPA 6010C

CT LAB Sample#: 1707134 Sample Description: TS1_FS=01_DAY=1 Sampled: 4/21/2026 09:05

Analyte	Result	Units	LOD	LOQ	Dilution	Qualifier	Prep Date/Time	Analysis Date/Time	Analyst	Method
Metals Results										
Dissolved Thallium	**11.1**	ug/L	5.3 *	18	1	B		4/23/2026 23:24	NAH	EPA 6010C
Dissolved Mercury	<0.020	ug/L	0.020	0.080	1		4/29/2026 10:20	4/30/2026 13:19	MDS	EPA 7470A
Dissolved Lithium	**8.3**	ug/L	5.0 *	17	1			4/23/2026 23:24	NAH	EPA 6010C
Dissolved Antimony	<5.1	ug/L	5.1	17	1			4/23/2026 23:24	NAH	EPA 6010C
Dissolved Arsenic	<3.5	ug/L	3.5	12	1			4/23/2026 23:24	NAH	EPA 6010C
Dissolved Barium	**125**	ug/L	0.98	3.3	1			4/23/2026 23:24	NAH	EPA 6010C
Dissolved Beryllium	<0.4	ug/L	0.4	1.3	1			4/23/2026 23:24	NAH	EPA 6010C

Unless specifically stated to the contrary, soil/sediment/sludge sample results/LOD/LOQ/RLs were reported on a Dry Weight Basis

CT LAB Sample#: 1707134 Sample Description: TS1_FS=01_DAY=1 Sampled: 4/21/2026 09:05

Analyte	Result	Units	LOD	LOQ	Dilution	Qualifier	Prep Date/Time	Analysis Date/Time	Analyst	Method
Dissolved Cadmium	<0.5	ug/L	0.5	1.7	1			4/23/2026 23:24	NAH	EPA 6010C
Dissolved Chromium	<1.9	ug/L	1.9	6.3	1			4/23/2026 23:24	NAH	EPA 6010C
Dissolved Cobalt	**170**	ug/L	1.0	3.4	1			4/23/2026 23:24	NAH	EPA 6010C
Dissolved Iron	<25	ug/L	25	84	1			4/23/2026 23:24	NAH	EPA 6010C
Dissolved Lead	<1.5	ug/L	1.5	5.0	1			4/23/2026 23:24	NAH	EPA 6010C
Dissolved Manganese	**2750**	ug/L	2.4	8.0	1			4/23/2026 23:24	NAH	EPA 6010C
Dissolved Molybdenum	<1.3	ug/L	1.3	4.4	1			4/23/2026 23:24	NAH	EPA 6010C
Dissolved Selenium	<7.0	ug/L	7.0	24	1			4/23/2026 23:24	NAH	EPA 6010C

CT LAB Sample#: 1707135 Sample Description: TS1_FS=02_DAY=1 Sampled: 4/21/2026 09:10

Analyte	Result	Units	LOD	LOQ	Dilution	Qualifier	Prep Date/Time	Analysis Date/Time	Analyst	Method
Metals Results										
Dissolved Thallium	**12.1**	ug/L	5.3 *	18	1	B		4/23/2026 23:29	NAH	EPA 6010C
Dissolved Mercury	<0.020	ug/L	0.020	0.080	1		4/29/2026 10:20	4/30/2026 13:22	MDS	EPA 7470A
Dissolved Lithium	**9.0**	ug/L	5.0 *	17	1			4/23/2026 23:29	NAH	EPA 6010C
Dissolved Antimony	<5.1	ug/L	5.1	17	1			4/23/2026 23:29	NAH	EPA 6010C
Dissolved Arsenic	<3.5	ug/L	3.5	12	1			4/23/2026 23:29	NAH	EPA 6010C
Dissolved Barium	**143**	ug/L	0.98	3.3	1			4/23/2026 23:29	NAH	EPA 6010C
Dissolved Beryllium	<0.4	ug/L	0.4	1.3	1			4/23/2026 23:29	NAH	EPA 6010C
Dissolved Cadmium	<0.5	ug/L	0.5	1.7	1			4/23/2026 23:29	NAH	EPA 6010C
Dissolved Chromium	<1.9	ug/L	1.9	6.3	1			4/23/2026 23:29	NAH	EPA 6010C
Dissolved Cobalt	**160**	ug/L	1.0	3.4	1			4/23/2026 23:29	NAH	EPA 6010C
Dissolved Iron	<25	ug/L	25	84	1			4/23/2026 23:29	NAH	EPA 6010C
Dissolved Lead	<1.5	ug/L	1.5	5.0	1			4/23/2026 23:29	NAH	EPA 6010C

Unless specifically stated to the contrary, soil/sediment/sludge sample results/LOD/LOQ/RLs were reported on a Dry Weight Basis

CT LAB Sample#: 1707135 Sample Description: TS1_FS=02_DAY=1 Sampled: 4/21/2026 09:10

Analyte	Result	Units	LOD	LOQ	Dilution	Qualifier	Prep Date/Time	Analysis Date/Time	Analyst	Method
Dissolved Manganese	**2750**	ug/L	2.4	8.0	1			4/23/2026 23:29	NAH	EPA 6010C
Dissolved Molybdenum	<1.3	ug/L	1.3	4.4	1			4/23/2026 23:29	NAH	EPA 6010C
Dissolved Selenium	<7.0	ug/L	7.0	24	1			4/23/2026 23:29	NAH	EPA 6010C

CT LAB Sample#: 1707136 Sample Description: TS1_SB=40_DAY=1 Sampled: 4/21/2026 09:15

Analyte	Result	Units	LOD	LOQ	Dilution	Qualifier	Prep Date/Time	Analysis Date/Time	Analyst	Method
Metals Results										
Dissolved Thallium	**11.5**	ug/L	5.3 *	18	1	B		4/23/2026 23:34	NAH	EPA 6010C
Dissolved Mercury	<0.020	ug/L	0.020	0.080	1		4/29/2026 10:20	4/30/2026 13:25	MDS	EPA 7470A
Dissolved Lithium	**13.0**	ug/L	5.0 *	17	1			4/23/2026 23:34	NAH	EPA 6010C
Dissolved Antimony	<5.1	ug/L	5.1	17	1			4/23/2026 23:34	NAH	EPA 6010C
Dissolved Arsenic	<3.5	ug/L	3.5	12	1			4/23/2026 23:34	NAH	EPA 6010C
Dissolved Barium	**199**	ug/L	0.98	3.3	1			4/23/2026 23:34	NAH	EPA 6010C
Dissolved Beryllium	<0.4	ug/L	0.4	1.3	1			4/23/2026 23:34	NAH	EPA 6010C
Dissolved Cadmium	<0.5	ug/L	0.5	1.7	1			4/23/2026 23:34	NAH	EPA 6010C
Dissolved Chromium	**29.9**	ug/L	1.9	6.3	1			4/23/2026 23:34	NAH	EPA 6010C
Dissolved Cobalt	**209**	ug/L	1.0	3.4	1			4/23/2026 23:34	NAH	EPA 6010C
Dissolved Iron	**35.0**	ug/L	25 *	84	1			4/23/2026 23:34	NAH	EPA 6010C
Dissolved Lead	<1.5	ug/L	1.5	5.0	1			4/23/2026 23:34	NAH	EPA 6010C
Dissolved Manganese	**3090**	ug/L	2.4	8.0	1			4/23/2026 23:34	NAH	EPA 6010C
Dissolved Molybdenum	**3.2**	ug/L	1.3 *	4.4	1			4/23/2026 23:34	NAH	EPA 6010C
Dissolved Selenium	**20.3**	ug/L	7.0 *	24	1			4/23/2026 23:34	NAH	EPA 6010C

Unless specifically stated to the contrary, soil/sediment/sludge sample results/LOD/LOQ/RLs were reported on a Dry Weight Basis

CT LAB Sample#: 1707137 Sample Description: TS1_SB=96_DAY=1 Sampled: 4/21/2026 09:20

Analyte	Result	Units	LOD	LOQ	Dilution	Qualifier	Prep Date/Time	Analysis Date/Time	Analyst	Method
Metals Results										
Dissolved Thallium	**8.2**	ug/L	5.3 *	18	1	B		4/23/2026 23:39	NAH	EPA 6010C
Dissolved Mercury	<0.020	ug/L	0.020	0.080	1		4/29/2026 10:20	4/30/2026 13:27	MDS	EPA 7470A
Dissolved Lithium	**22.0**	ug/L	5.0	17	1			4/23/2026 23:39	NAH	EPA 6010C
Dissolved Antimony	<5.1	ug/L	5.1	17	1			4/23/2026 23:39	NAH	EPA 6010C
Dissolved Arsenic	<3.5	ug/L	3.5	12	1			4/23/2026 23:39	NAH	EPA 6010C
Dissolved Barium	**349**	ug/L	0.98	3.3	1			4/23/2026 23:39	NAH	EPA 6010C
Dissolved Beryllium	<0.4	ug/L	0.4	1.3	1			4/23/2026 23:39	NAH	EPA 6010C
Dissolved Cadmium	<0.5	ug/L	0.5	1.7	1			4/23/2026 23:39	NAH	EPA 6010C
Dissolved Chromium	**27.1**	ug/L	1.9	6.3	1			4/23/2026 23:39	NAH	EPA 6010C
Dissolved Cobalt	**158**	ug/L	1.0	3.4	1			4/23/2026 23:39	NAH	EPA 6010C
Dissolved Iron	**39.2**	ug/L	25 *	84	1			4/23/2026 23:39	NAH	EPA 6010C
Dissolved Lead	<1.5	ug/L	1.5	5.0	1			4/23/2026 23:39	NAH	EPA 6010C
Dissolved Manganese	**2290**	ug/L	2.4	8.0	1			4/23/2026 23:39	NAH	EPA 6010C
Dissolved Molybdenum	**8.8**	ug/L	1.3	4.4	1			4/23/2026 23:39	NAH	EPA 6010C
Dissolved Selenium	**16.6**	ug/L	7.0 *	24	1			4/23/2026 23:39	NAH	EPA 6010C

CT LAB Sample#: 1707138 Sample Description: TS1_PP=0.1_DAY=1 Sampled: 4/21/2026 09:25

Analyte	Result	Units	LOD	LOQ	Dilution	Qualifier	Prep Date/Time	Analysis Date/Time	Analyst	Method
Metals Results										
Dissolved Thallium	**25.7**	ug/L	5.3	18	1	B		4/23/2026 23:44	NAH	EPA 6010C
Dissolved Mercury	<0.020	ug/L	0.020	0.080	1		4/29/2026 10:20	4/30/2026 13:30	MDS	EPA 7470A
Dissolved Lithium	**10.4**	ug/L	5.0 *	17	1			4/23/2026 23:44	NAH	EPA 6010C

Unless specifically stated to the contrary, soil/sediment/sludge sample results/LOD/LOQ/RLs were reported on a Dry Weight Basis

CT LAB Sample#: 1707138 Sample Description: TS1_PP=0.1_DAY=1 Sampled: 4/21/2026 09:25

Analyte	Result	Units	LOD	LOQ	Dilution	Qualifier	Prep Date/Time	Analysis Date/Time	Analyst	Method
Dissolved Antimony	<5.1	ug/L	5.1	17	1			4/23/2026 23:44	NAH	EPA 6010C
Dissolved Arsenic	<3.5	ug/L	3.5	12	1			4/23/2026 23:44	NAH	EPA 6010C
Dissolved Barium	**171**	ug/L	0.98	3.3	1			4/23/2026 23:44	NAH	EPA 6010C
Dissolved Beryllium	<0.4	ug/L	0.4	1.3	1			4/23/2026 23:44	NAH	EPA 6010C
Dissolved Cadmium	<0.5	ug/L	0.5	1.7	1			4/23/2026 23:44	NAH	EPA 6010C
Dissolved Chromium	**31.9**	ug/L	1.9	6.3	1			4/23/2026 23:44	NAH	EPA 6010C
Dissolved Cobalt	<1.0	ug/L	1.0	3.4	1			4/23/2026 23:44	NAH	EPA 6010C
Dissolved Iron	<25	ug/L	25	84	1			4/23/2026 23:44	NAH	EPA 6010C
Dissolved Lead	<1.5	ug/L	1.5	5.0	1			4/23/2026 23:44	NAH	EPA 6010C
Dissolved Manganese	**14800**	ug/L	2.4	8.0	1			4/23/2026 23:44	NAH	EPA 6010C
Dissolved Molybdenum	<1.3	ug/L	1.3	4.4	1			4/23/2026 23:44	NAH	EPA 6010C
Dissolved Selenium	**12.7**	ug/L	7.0 *	24	1			4/23/2026 23:44	NAH	EPA 6010C

CT LAB Sample#: 1707139 Sample Description: TS1_PP=0.5_DAY=1 Sampled: 4/21/2026 09:30

Analyte	Result	Units	LOD	LOQ	Dilution	Qualifier	Prep Date/Time	Analysis Date/Time	Analyst	Method

Metals Results

ICP Metals, Dissolved Comments: Positive matrix interference for Thallium identified at wavelength 190.856 resulting in suspected high bias. Other available wavelengths either had worse interference or insufficient sensitivity .

Dissolved Thallium	**168**	ug/L	5.3	18	1			4/23/2026 23:49	NAH	EPA 6010C
Dissolved Mercury	**0.10**	ug/L	0.020	0.080	1		4/29/2026 10:20	4/30/2026 13:33	MDS	EPA 7470A
Dissolved Lithium	**12.1**	ug/L	5.0 *	17	1			4/23/2026 23:49	NAH	EPA 6010C
Dissolved Antimony	<5.1	ug/L	5.1	17	1			4/23/2026 23:49	NAH	EPA 6010C
Dissolved Arsenic	<3.5	ug/L	3.5	12	1			4/23/2026 23:49	NAH	EPA 6010C
Dissolved Barium	**237**	ug/L	0.98	3.3	1			4/23/2026 23:49	NAH	EPA 6010C

Unless specifically stated to the contrary, soil/sediment/sludge sample results/LOD/LOQ/RLs were reported on a Dry Weight Basis

CT LAB Sample#: 1707139 Sample Description: TS1_PP=0.5_DAY=1 Sampled: 4/21/2026 09:30

Analyte	Result	Units	LOD	LOQ	Dilution	Qualifier	Prep Date/Time	Analysis Date/Time	Analyst	Method
Dissolved Beryllium	<0.4	ug/L	0.4	1.3	1			4/23/2026 23:49	NAH	EPA 6010C
Dissolved Cadmium	<0.5	ug/L	0.5	1.7	1			4/23/2026 23:49	NAH	EPA 6010C
Dissolved Chromium	**46.6**	ug/L	1.9	6.3	1			4/23/2026 23:49	NAH	EPA 6010C
Dissolved Cobalt	<1.0	ug/L	1.0	3.4	1			4/23/2026 23:49	NAH	EPA 6010C
Dissolved Iron	**60.7**	ug/L	25 *	84	1			4/23/2026 23:49	NAH	EPA 6010C
Dissolved Lead	**13.4**	ug/L	1.5	5.0	1			4/23/2026 23:49	NAH	EPA 6010C
Dissolved Manganese	**114000**	ug/L	2.4	8.0	1			4/23/2026 23:49	NAH	EPA 6010C
Dissolved Molybdenum	<1.3	ug/L	1.3	4.4	1			4/23/2026 23:49	NAH	EPA 6010C
Dissolved Selenium	**85.6**	ug/L	7.0	24	1			4/23/2026 23:49	NAH	EPA 6010C

CT LAB Sample#: 1707140 Sample Description: TS1_CON_DAY=2 Sampled: 4/22/2026 09:00

Analyte	Result	Units	LOD	LOQ	Dilution	Qualifier	Prep Date/Time	Analysis Date/Time	Analyst	Method
Metals Results										
Dissolved Thallium	**11.0**	ug/L	5.3 *	18	1	B		4/23/2026 23:54	NAH	EPA 6010C
Dissolved Mercury	<0.020	ug/L	0.020	0.080	1		4/29/2026 10:20	4/30/2026 13:35	MDS	EPA 7470A
Dissolved Lithium	**9.5**	ug/L	5.0 *	17	1			4/23/2026 23:54	NAH	EPA 6010C
Dissolved Antimony	<5.1	ug/L	5.1	17	1			4/23/2026 23:54	NAH	EPA 6010C
Dissolved Arsenic	<3.5	ug/L	3.5	12	1			4/23/2026 23:54	NAH	EPA 6010C
Dissolved Barium	**171**	ug/L	0.98	3.3	1			4/23/2026 23:54	NAH	EPA 6010C
Dissolved Beryllium	<0.4	ug/L	0.4	1.3	1			4/23/2026 23:54	NAH	EPA 6010C
Dissolved Cadmium	<0.5	ug/L	0.5	1.7	1			4/23/2026 23:54	NAH	EPA 6010C
Dissolved Chromium	**23.5**	ug/L	1.9	6.3	1			4/23/2026 23:54	NAH	EPA 6010C
Dissolved Cobalt	**117**	ug/L	1.0	3.4	1			4/23/2026 23:54	NAH	EPA 6010C
Dissolved Iron	<25	ug/L	25	84	1			4/23/2026 23:54	NAH	EPA 6010C

Unless specifically stated to the contrary, soil/sediment/sludge sample results/LOD/LOQ/RLs were reported on a Dry Weight Basis

CT LAB Sample#: 1707140 Sample Description: TS1_CON_DAY=2 Sampled: 4/22/2026 09:00

Analyte	Result	Units	LOD	LOQ	Dilution	Qualifier	Prep Date/Time	Analysis Date/Time	Analyst	Method
Dissolved Lead	<1.5	ug/L	1.5	5.0	1			4/23/2026 23:54	NAH	EPA 6010C
Dissolved Manganese	**1930**	ug/L	2.4	8.0	1			4/23/2026 23:54	NAH	EPA 6010C
Dissolved Molybdenum	<1.3	ug/L	1.3	4.4	1			4/23/2026 23:54	NAH	EPA 6010C
Dissolved Selenium	<7.0	ug/L	7.0	24	1			4/23/2026 23:54	NAH	EPA 6010C

CT LAB Sample#: 1707144 Sample Description: TS1_FS=01_DAY=2 Sampled: 4/22/2026 09:05

Analyte	Result	Units	LOD	LOQ	Dilution	Qualifier	Prep Date/Time	Analysis Date/Time	Analyst	Method
Metals Results										
Dissolved Thallium	**11.3**	ug/L	5.3 *	18	1	B		4/24/2026 00:00	NAH	EPA 6010C
Dissolved Mercury	<0.020	ug/L	0.020	0.080	1		4/29/2026 10:20	4/30/2026 13:46	MDS	EPA 7470A
Dissolved Lithium	**8.4**	ug/L	5.0 *	17	1			4/24/2026 00:00	NAH	EPA 6010C
Dissolved Antimony	<5.1	ug/L	5.1	17	1			4/24/2026 00:00	NAH	EPA 6010C
Dissolved Arsenic	<3.5	ug/L	3.5	12	1			4/24/2026 00:00	NAH	EPA 6010C
Dissolved Barium	**117**	ug/L	0.98	3.3	1			4/24/2026 00:00	NAH	EPA 6010C
Dissolved Beryllium	<0.4	ug/L	0.4	1.3	1			4/24/2026 00:00	NAH	EPA 6010C
Dissolved Cadmium	<0.5	ug/L	0.5	1.7	1			4/24/2026 00:00	NAH	EPA 6010C
Dissolved Chromium	<1.9	ug/L	1.9	6.3	1			4/24/2026 00:00	NAH	EPA 6010C
Dissolved Cobalt	**103**	ug/L	1.0	3.4	1			4/24/2026 00:00	NAH	EPA 6010C
Dissolved Iron	<25	ug/L	25	84	1			4/24/2026 00:00	NAH	EPA 6010C
Dissolved Lead	<1.5	ug/L	1.5	5.0	1			4/24/2026 00:00	NAH	EPA 6010C
Dissolved Manganese	**1990**	ug/L	2.4	8.0	1			4/24/2026 00:00	NAH	EPA 6010C
Dissolved Molybdenum	<1.3	ug/L	1.3	4.4	1			4/24/2026 00:00	NAH	EPA 6010C
Dissolved Selenium	<7.0	ug/L	7.0	24	1			4/24/2026 00:00	NAH	EPA 6010C

Unless specifically stated to the contrary, soil/sediment/sludge sample results/LOD/LOQ/RLs were reported on a Dry Weight Basis

CT LAB Sample#: 1707145 Sample Description: TS1_FS=02_DAY=2 Sampled: 4/22/2026 09:10

Analyte	Result	Units	LOD	LOQ	Dilution	Qualifier	Prep Date/Time	Analysis Date/Time	Analyst	Method
Metals Results										
Dissolved Thallium	**7.9**	ug/L	5.3 *	18	1	B		4/24/2026 00:25	NAH	EPA 6010C
Dissolved Mercury	<0.020	ug/L	0.020	0.080	1		4/29/2026 10:20	4/30/2026 13:49	MDS	EPA 7470A
Dissolved Lithium	**5.5**	ug/L	5.0 *	17	1			4/24/2026 00:25	NAH	EPA 6010C
Dissolved Antimony	<5.1	ug/L	5.1	17	1			4/24/2026 00:25	NAH	EPA 6010C
Dissolved Arsenic	<3.5	ug/L	3.5	12	1			4/24/2026 00:25	NAH	EPA 6010C
Dissolved Barium	**159**	ug/L	0.98	3.3	1			4/24/2026 00:25	NAH	EPA 6010C
Dissolved Beryllium	<0.4	ug/L	0.4	1.3	1			4/24/2026 00:25	NAH	EPA 6010C
Dissolved Cadmium	<0.5	ug/L	0.5	1.7	1			4/24/2026 00:25	NAH	EPA 6010C
Dissolved Chromium	<1.9	ug/L	1.9	6.3	1			4/24/2026 00:25	NAH	EPA 6010C
Dissolved Cobalt	**73.9**	ug/L	1.0	3.4	1			4/24/2026 00:25	NAH	EPA 6010C
Dissolved Iron	<25	ug/L	25	84	1			4/24/2026 00:25	NAH	EPA 6010C
Dissolved Lead	<1.5	ug/L	1.5	5.0	1			4/24/2026 00:25	NAH	EPA 6010C
Dissolved Manganese	**1850**	ug/L	2.4	8.0	1			4/24/2026 00:25	NAH	EPA 6010C
Dissolved Molybdenum	<1.3	ug/L	1.3	4.4	1			4/24/2026 00:25	NAH	EPA 6010C
Dissolved Selenium	<7.0	ug/L	7.0	24	1			4/24/2026 00:25	NAH	EPA 6010C

CT LAB Sample#: 1707146 Sample Description: TS1_SB=40_DAY=2 Sampled: 4/22/2026 09:15

Analyte	Result	Units	LOD	LOQ	Dilution	Qualifier	Prep Date/Time	Analysis Date/Time	Analyst	Method
Metals Results										
Dissolved Thallium	**5.6**	ug/L	5.3 *	18	1	B		4/24/2026 00:30	NAH	EPA 6010C
Dissolved Mercury	<0.020	ug/L	0.020	0.080	1		4/29/2026 10:20	4/30/2026 13:51	MDS	EPA 7470A
Dissolved Lithium	**11.7**	ug/L	5.0 *	17	1			4/24/2026 00:30	NAH	EPA 6010C

Unless specifically stated to the contrary, soil/sediment/sludge sample results/LOD/LOQ/RLs were reported on a Dry Weight Basis

CT LAB Sample#: 1707146 Sample Description: TS1_SB=40_DAY=2 Sampled: 4/22/2026 09:15

Analyte	Result	Units	LOD	LOQ	Dilution	Qualifier	Prep Date/Time	Analysis Date/Time	Analyst	Method
Dissolved Antimony	<5.1	ug/L	5.1	17	1			4/24/2026 00:30	NAH	EPA 6010C
Dissolved Arsenic	<3.5	ug/L	3.5	12	1			4/24/2026 00:30	NAH	EPA 6010C
Dissolved Barium	**460**	ug/L	0.98	3.3	1			4/24/2026 00:30	NAH	EPA 6010C
Dissolved Beryllium	<0.4	ug/L	0.4	1.3	1			4/24/2026 00:30	NAH	EPA 6010C
Dissolved Cadmium	<0.5	ug/L	0.5	1.7	1			4/24/2026 00:30	NAH	EPA 6010C
Dissolved Chromium	**33.4**	ug/L	1.9	6.3	1			4/24/2026 00:30	NAH	EPA 6010C
Dissolved Cobalt	**42.7**	ug/L	1.0	3.4	1			4/24/2026 00:30	NAH	EPA 6010C
Dissolved Iron	**55.0**	ug/L	25 *	84	1			4/24/2026 00:30	NAH	EPA 6010C
Dissolved Lead	<1.5	ug/L	1.5	5.0	1			4/24/2026 00:30	NAH	EPA 6010C
Dissolved Manganese	**668**	ug/L	2.4	8.0	1			4/24/2026 00:30	NAH	EPA 6010C
Dissolved Molybdenum	**4.2**	ug/L	1.3 *	4.4	1			4/24/2026 00:30	NAH	EPA 6010C
Dissolved Selenium	**19.4**	ug/L	7.0 *	24	1			4/24/2026 00:30	NAH	EPA 6010C

CT LAB Sample#: 1707147 Sample Description: TS1_SB=96_DAY=2 Sampled: 4/22/2026 09:20

Analyte	Result	Units	LOD	LOQ	Dilution	Qualifier	Prep Date/Time	Analysis Date/Time	Analyst	Method
Metals Results										
Dissolved Thallium	**6.5**	ug/L	5.3 *	18	1	B		4/24/2026 00:35	NAH	EPA 6010C
Dissolved Mercury	<0.020	ug/L	0.020	0.080	1		4/29/2026 10:20	4/30/2026 13:54	MDS	EPA 7470A
Dissolved Lithium	**18.3**	ug/L	5.0	17	1			4/24/2026 00:35	NAH	EPA 6010C
Dissolved Antimony	<5.1	ug/L	5.1	17	1			4/24/2026 00:35	NAH	EPA 6010C
Dissolved Arsenic	<3.5	ug/L	3.5	12	1			4/24/2026 00:35	NAH	EPA 6010C
Dissolved Barium	**709**	ug/L	0.98	3.3	1			4/24/2026 00:35	NAH	EPA 6010C
Dissolved Beryllium	<0.4	ug/L	0.4	1.3	1			4/24/2026 00:35	NAH	EPA 6010C
Dissolved Cadmium	<0.5	ug/L	0.5	1.7	1			4/24/2026 00:35	NAH	EPA 6010C

Unless specifically stated to the contrary, soil/sediment/sludge sample results/LOD/LOQ/RLs were reported on a Dry Weight Basis

CT LAB Sample#: 1707147 Sample Description: TS1_SB=96_DAY=2 Sampled: 4/22/2026 09:20

Analyte	Result	Units	LOD	LOQ	Dilution	Qualifier	Prep Date/Time	Analysis Date/Time	Analyst	Method
Dissolved Chromium	**33.4**	ug/L	1.9	6.3	1			4/24/2026 00:35	NAH	EPA 6010C
Dissolved Cobalt	**57.2**	ug/L	1.0	3.4	1			4/24/2026 00:35	NAH	EPA 6010C
Dissolved Iron	**152**	ug/L	25	84	1			4/24/2026 00:35	NAH	EPA 6010C
Dissolved Lead	<1.5	ug/L	1.5	5.0	1			4/24/2026 00:35	NAH	EPA 6010C
Dissolved Manganese	**666**	ug/L	2.4	8.0	1			4/24/2026 00:35	NAH	EPA 6010C
Dissolved Molybdenum	**9.2**	ug/L	1.3	4.4	1			4/24/2026 00:35	NAH	EPA 6010C
Dissolved Selenium	**9.6**	ug/L	7.0 *	24	1			4/24/2026 00:35	NAH	EPA 6010C

CT LAB Sample#: 1707148 Sample Description: TS1_PP=0.1_DAY=2 Sampled: 4/22/2026 09:25

Analyte	Result	Units	LOD	LOQ	Dilution	Qualifier	Prep Date/Time	Analysis Date/Time	Analyst	Method
Metals Results										
Dissolved Thallium	**45.6**	ug/L	5.3	18	1	B		4/24/2026 00:40	NAH	EPA 6010C
Dissolved Mercury	<0.020	ug/L	0.020	0.080	1		4/29/2026 14:25	4/30/2026 10:27	MDS	EPA 7470A
Dissolved Lithium	**7.7**	ug/L	5.0 *	17	1			4/24/2026 00:40	NAH	EPA 6010C
Dissolved Antimony	<5.1	ug/L	5.1	17	1			4/24/2026 00:40	NAH	EPA 6010C
Dissolved Arsenic	<3.5	ug/L	3.5	12	1			4/24/2026 00:40	NAH	EPA 6010C
Dissolved Barium	**177**	ug/L	0.98	3.3	1			4/24/2026 00:40	NAH	EPA 6010C
Dissolved Beryllium	<0.4	ug/L	0.4	1.3	1			4/24/2026 00:40	NAH	EPA 6010C
Dissolved Cadmium	<0.5	ug/L	0.5	1.7	1			4/24/2026 00:40	NAH	EPA 6010C
Dissolved Chromium	**38.5**	ug/L	1.9	6.3	1			4/24/2026 00:40	NAH	EPA 6010C
Dissolved Cobalt	<1.0	ug/L	1.0	3.4	1			4/24/2026 00:40	NAH	EPA 6010C
Dissolved Iron	<25	ug/L	25	84	1			4/24/2026 00:40	NAH	EPA 6010C
Dissolved Lead	**3.8**	ug/L	1.5 *	5.0	1			4/24/2026 00:40	NAH	EPA 6010C
Dissolved Manganese	**28000**	ug/L	2.4	8.0	1			4/24/2026 00:40	NAH	EPA 6010C

Unless specifically stated to the contrary, soil/sediment/sludge sample results/LOD/LOQ/RLs were reported on a Dry Weight Basis

CT LAB Sample#: 1707148 Sample Description: TS1_PP=0.1_DAY=2 Sampled: 4/22/2026 09:25

Analyte	Result	Units	LOD	LOQ	Dilution	Qualifier	Prep Date/Time	Analysis Date/Time	Analyst	Method
Dissolved Molybdenum	<1.3	ug/L	1.3	4.4	1			4/24/2026 00:40	NAH	EPA 6010C
Dissolved Selenium	**20.6**	ug/L	7.0 *	24	1			4/24/2026 00:40	NAH	EPA 6010C

CT LAB Sample#: 1707149 Sample Description: TS1_PP=0.5_DAY=2 Sampled: 4/22/2026 09:30

Analyte	Result	Units	LOD	LOQ	Dilution	Qualifier	Prep Date/Time	Analysis Date/Time	Analyst	Method
Metals Results										
ICP Metals, Dissolved Comments: Positive matrix interference for Thallium identified at wavelength 190.856 resulting in suspected high bias. Other available wavelengths either had worse interference or insufficient sensitivity .										
Dissolved Thallium	**214**	ug/L	5.3	18	1			4/24/2026 00:45	NAH	EPA 6010C
Dissolved Mercury	**0.096**	ug/L	0.020	0.080	1		4/29/2026 10:20	4/30/2026 13:57	MDS	EPA 7470A
Dissolved Lithium	**9.5**	ug/L	5.0 *	17	1			4/24/2026 00:45	NAH	EPA 6010C
Dissolved Antimony	<5.1	ug/L	5.1	17	1			4/24/2026 00:45	NAH	EPA 6010C
Dissolved Arsenic	<3.5	ug/L	3.5	12	1			4/24/2026 00:45	NAH	EPA 6010C
Dissolved Barium	**150**	ug/L	0.98	3.3	1			4/24/2026 00:45	NAH	EPA 6010C
Dissolved Beryllium	<0.4	ug/L	0.4	1.3	1			4/24/2026 00:45	NAH	EPA 6010C
Dissolved Cadmium	<0.5	ug/L	0.5	1.7	1			4/24/2026 00:45	NAH	EPA 6010C
Dissolved Chromium	**60.8**	ug/L	1.9	6.3	1			4/24/2026 00:45	NAH	EPA 6010C
Dissolved Cobalt	<1.0	ug/L	1.0	3.4	1			4/24/2026 00:45	NAH	EPA 6010C
Dissolved Iron	<25	ug/L	25	84	1			4/24/2026 00:45	NAH	EPA 6010C
Dissolved Lead	**15.7**	ug/L	1.5	5.0	1			4/24/2026 00:45	NAH	EPA 6010C
Dissolved Manganese	**149000**	ug/L	2.4	8.0	1			4/24/2026 00:45	NAH	EPA 6010C
Dissolved Molybdenum	<1.3	ug/L	1.3	4.4	1			4/24/2026 00:45	NAH	EPA 6010C
Dissolved Selenium	**109**	ug/L	7.0	24	1			4/24/2026 00:45	NAH	EPA 6010C

Unless specifically stated to the contrary, soil/sediment/sludge sample results/LOD/LOQ/RLs were reported on a Dry Weight Basis

Notes regarding entire Chain of Custody:

Notes: * Indicates a value in between the LOD (limit of detection) and the LOQ (limit of quantitation). All LOD/LOQs are adjusted to reflect dilution and also any differences in the sample weight / volume as compared to standard amounts.

All samples were received intact and properly preserved unless otherwise noted. The results reported relate only to the samples tested. This report shall not be reproduced, except in full, without written approval of this laboratory. Laboratory records are retained for at least 7 years. The Chain of Custody is attached.

Submitted by: Brett M. Szymanski
Project Manager
608-356-2760

QC Qualifiers

Code	Description
A	Result cannot be used for compliance due to QC issue
B	Analyte detected in the associated Method Blank.
C	Toxicity present in BOD sample.
D	Diluted Out.
E	Safe, No Total Coliform detected.
F	Unsafe, Total Coliform detected, no E. Coli detected.
G	Unsafe, Total Coliform detected and E. Coli detected.
H	Holding time exceeded.
I	Incubator temperature was outside acceptance limits during test period.
J	Estimated value.
L	Significant peaks were detected outside the chromatographic window.
M	Matrix spike and/or Matrix Spike Duplicate recovery outside acceptance limits.
N	Insufficient BOD oxygen depletion.
O	Complete BOD oxygen depletion.
P	Concentration of analyte differs more than 40% between primary and confirmation analysis.
Q	Laboratory Control Sample outside acceptance limits.
R	See Narrative at end of report.
S	Surrogate standard recovery outside acceptance limits due to apparent matrix effects.
T	Sample received with improper preservation or temperature.
U	Analyte concentration was below detection limit.
V	Raised Quantitation or Reporting Limit due to limited sample amount or dilution for matrix background interference.
W	Sample amount received was below program minimum.
X	Analyte exceeded calibration range.
Y	Replicate/Duplicate precision outside acceptance limits.
Z	Specified calibration criteria was not met.

Current CT Laboratories Certifications

Wisconsin (WDNR) Chemistry ID# 157066030
Wisconsin (DATCP) Bacteriology ID# 289
Louisiana NELAP (primary) ID# 115843
Illinois NELAP Lab ID# 200073
Kansas NELAP Lab ID# E-10368
Virginia NELAP Lab ID# 460203
Florida NELAP Lab ID# E871111

DoD-ELAP QSM5.4 -
PJLA Testing Accreditation # 78929

ISO/IEC 17025-2017 Accredited -
PJLA Testing Accreditation # 78929

Rev. 02/2017

CHAIN OF CUSTODY

Company: ReSolution Partners LLC

Project Contact: Angela Hassell

Telephone: 608-669-1248

Project Name: WSP-Georgia Power-Scherer

Project #:

Location:

Sampled By: Kevin Baker 608-669-6949

CT LABORATORIES

1230 Lange Court, Baraboo, WI 53913
608-356-2760 Fax 608-356-2766
www.ctlaboratories.com

Lab Use Only

Order # 203520

Company RESOLUTION PARTNERS L

Project WSP-GEORGIA POWER-SCH

Planned By ere PM BMS

Program:
QSM RCRA SDWA NPDES
Solid Waste Other _____

PO #

Report To:
EMAIL: ahassell@resolutionpartnersllc.net
brehm@resolutionpartnersllc.net
kbaker@resolutionpartnersllc.net
Company: 967 Jonathon Drive
Address: Madison, WI 53713

Invoice To: * Angela Hassell
EMAIL: ahassell@resolutionpartnersllc.net
Company: ReSolution Partners LLC
Address: 967 Jonathon Drive
Madison, WI 53713

*Party listed is responsible for payment of invoice as per CT Laboratories' terms and conditions

Client Special Instructions
* 6010C : Sb, As, Ba, Be, Co, Cd, Cr, Fe, Li, Pb, Mn, Mo, Se
7470 : mercury
7010 : thallium
see attached requested aqueous reporting limits.

Matrix:
GW – groundwater SW - surface water WW - wastewater DW - drinking water
S - soil/sediment SL - sludge A - air M - misc/waste

Turnaround Time: Normal
Date Needed: _____
Rush analysis requires prior CT Laboratories' approval
Surcharges:
24 hr 200%
2-3 days 100%
4-9 days 50%

ANALYSES REQUESTED

Collection Date	Collection Time	Matrix	Grab/ Comp	Sample #	Sample ID Description	Filtered? Y/N	dissolved metals *	Total # Containers	Designated MS/MSD	CT Lab ID # (Lab use only)
20APR2026	1400	GW	G		TS1_CON_DAY=0.2	Y	X	1		1707126
20APR2026	1405	GW	G		TS1_FS=01_DAY=0.2	Y	X	1		27
20APR2026	1410	GW	G		TS1_FS=02_DAY=0.2	Y	X	1		28
20APR2026	1415	GW	G		TS1_SB=40_DAY=0.2	Y	X	1		29
20APR2026	1420	GW	G		TS1_SB=96_DAY=0.2	Y	X	1		30
20APR2026	1425	GW	G		TS1_PP=0.1_DAY=0.2	Y	X	1		31
20APR2026	1430	GW	G		TS1_PP=0.5_DAY=0.2	Y	X	1		32
21APR2026	0900	GW	G		TS1_CON_DAY=1	Y	X	1		33
21APR2026	0905	GW	G		TS1_FS=01_DAY=1	Y	X	1		34
21APR2026	0910	GW	G		TS1_FS=02_DAY=1	Y	X	1		35
21APR2026	0915	GW	G		TS1_SB=40_DAY=1	Y	X	1		36

Fill in Spaces with Bottles per Test

Relinquished By:	Date/Time	Received By:	Date/Time
Kevin L Baker	04/22/2026 11:00	Spee Dee	4/22/26 1149
Received by:	Date/Time	Received for Laboratory by:	Date/Time
			4/23/26 1205

Lab Use Only
Ice Present YES No
Temp 2.7 IR Gun 31
Cooler # XXX

Rev. 02/2017

CHAIN OF CUSTODY

Company: ReSolution Partners LLC

Project Contact: Angela Hassell

Telephone: 608-669-1248

Project Name: WSP-Georgia Power-Scherer

Project #:

Location:

Sampled By: Kevin Baker 608-669-6949

CT LABORATORIES

1230 Lange Court, Baraboo, WI 53913
608-356-2760 Fax 608-356-2766
www.ctlaboratories.com

Lab Use Only
Place Header Sticker Here:

203570

Program:
QSM RCRA SDWA NPDES
Solid Waste Other _____

PO #

Report To:
EMAIL: ahassell@resolutionpartnersllc.net
brehm@resolutionpartnersllc.net
kbaker@resolutionpartnersllc.net
Company: 967 Jonathon Drive
Address: Madison, WI 53713

Invoice To: * Angela Hassell
EMAIL: ahassell@resolutionpartnersllc.net
Company: ReSolution Partners LLC
Address: 967 Jonathon Drive
Madison, WI 53713

*Party listed is responsible for payment of invoice as per CT Laboratories' terms and conditions

Client Special Instructions
*** 6010C : Sb, As, Ba, Be, Co, Cd, Cr, Fe, Li, Pb, Mn, Mo, Se**
7470 : mercury
7010 : thallium
see attached requested aqueous reporting limits.

Matrix:
GW – groundwater SW - surface water WW - wastewater DW - drinking water
S - soil/sediment SL - sludge A - air M - misc/waste

Turnaround Time: Normal
Date Needed: _____
Rush analysis requires prior CT Laboratories' approval
Surcharges:
24 hr 200%
2-3 days 100%
4-9 days 50%

ANALYSES REQUESTED

Collection Date	Collection Time	Matrix	Grab/ Comp	Sample #	Sample ID Description	Filtered? Y/N	dissolved metals *	Total # Containers	Designated MS/MSD	CT Lab ID # (Lab use only)
21APR2026	0920	GW	G		TS1_SB=96_DAY=1	Y	X	1		17037
21APR2026	0925	GW	G		TS1_PP=0.1_DAY=1	Y	X	1		38
21APR2026	0930	GW	G		TS1_PP=0.5_DAY=1	Y	X	1		39
22APR2026	0900	GW	G		TS1_CON_DAY=2	Y	X	1		40
22APR2026	0905	GW	G		TS1_FS=01_DAY=2	Y	X	1		44
22APR2026	0910	GW	G		TS1_FS=02_DAY=2	Y	X	1		45
22APR2026	0915	GW	G		TS1_SB=40_DAY=2	Y	X	1		46
22APR2026	0920	GW	G		TS1_SB=96_DAY=2	Y	X	1		47
22APR2026	0925	GW	G		TS1_PP=0.1_DAY=2	Y	X	1		48
22APR2026	0930	GW	G		TS1_PP=0.5_DAY=2	Y	X	1		49

Fill in Spaces with Bottles per Test

Relinquished By:	Date/Time	Received By:	Date/Time
Kevin L Baker	04/22/2026 11:00	Spee Dee	1149
Received by:	Date/Time	Received for Laboratory by:	Date/Time
			1205

Lab Use Only
Ice Present Yes No
Temp 7.3 IR Gun 33
Cooler # _____

Project Name: WSP-Georgia Power Scherer

Aqueous Reporting Limits from WSP		
Analyte	Units	AP-1 GWPS July 2025
Antimony	mg/L	0.006
Arsenic	mg/L	0.01
Barium	mg/L	2.0
Berytlium	mg/L	0.004
Cadmium	mg/L	0.005
Chromium	mg/L	0.1
Cobalt	mg/L	0.006
Iron	mg/L	(none)
Lead	mg/L	0.015
Lithium	mg/L	0.04
Manganese	mg/L	(none)
Mercury	mg/L	0.002
Molybdenum	mg/L	0.1
Selenium	mg/L	0.05
Thallium	mg/L	0.002

CT LABORATORIES
delivering more than data from your environmental analyses

CT Laboratories LLC • 1230 Lange Ct • Baraboo, WI 53913
608 -356-2760 • www.ctlaboratories.com

ANALYTICAL REPORT

RESOLUTION PARTNERS LLC
ANGELA HASSELL
967 JONATHON DR.
MADISON, WI 53713

Project Name: WSP-GEORGIA POWER-SCHERER
Project Phase:
Contract #: 3364
Project #:
Folder #: 203674
Purchase Order #:

Arrival Temperature: 5.2
Report Date: 5/12/2026
Date Received: 4/29/2026
Reprint Date: 5/12/2026

CT LAB Sample#: 1710104 Sample Description: TS1_CON_DAY=7 Sampled: 4/27/2026 09:00

Analyte	Result	Units	LOD	LOQ	Dilution	Qualifier	Prep Date/Time	Analysis Date/Time	Analyst	Method
Metals Results										
Dissolved Mercury	**0.037**	ug/L	0.020 *	0.080	1		4/29/2026 14:25	4/30/2026 10:30	MDS	EPA 7470A
Dissolved Lithium	**5.8**	ug/L	5.0 *	17	1			4/29/2026 21:02	NAH	EPA 6010C
Dissolved Antimony	<5.1	ug/L	5.1	17	1			4/29/2026 21:02	NAH	EPA 6010C
Dissolved Arsenic	<3.5	ug/L	3.5	12	1			4/29/2026 21:02	NAH	EPA 6010C
Dissolved Barium	**174**	ug/L	0.98	3.3	1			4/29/2026 21:02	NAH	EPA 6010C
Dissolved Beryllium	<0.4	ug/L	0.4	1.3	1			4/29/2026 21:02	NAH	EPA 6010C
Dissolved Cadmium	<0.5	ug/L	0.5	1.7	1			4/29/2026 21:02	NAH	EPA 6010C
Dissolved Chromium	**23.3**	ug/L	1.9	6.3	1			4/29/2026 21:02	NAH	EPA 6010C
Dissolved Cobalt	**98.5**	ug/L	1.0	3.4	1			4/29/2026 21:02	NAH	EPA 6010C
Dissolved Iron	<25	ug/L	25	84	1			4/29/2026 21:02	NAH	EPA 6010C
Dissolved Lead	<1.5	ug/L	1.5	5.0	1			4/29/2026 21:02	NAH	EPA 6010C
Dissolved Manganese	**1690**	ug/L	2.4	8.0	1			4/29/2026 21:02	NAH	EPA 6010C
Dissolved Molybdenum	<1.3	ug/L	1.3	4.4	1			4/29/2026 21:02	NAH	EPA 6010C
Dissolved Selenium	<7.0	ug/L	7.0	24	1			4/29/2026 21:02	NAH	EPA 6010C
Dissolved Thallium	**9.7**	ug/L	5.3 *	18	1	B		4/29/2026 21:02	NAH	EPA 6010C

Unless specifically stated to the contrary, soil/sediment/sludge sample results/LOD/LOQ/RLs were reported on a Dry Weight Basis

CT LAB Sample#: 1710135 Sample Description: TS1_FS=01_DAY=7 Sampled: 4/27/2026 09:05

Analyte	Result	Units	LOD	LOQ	Dilution	Qualifier	Prep Date/Time	Analysis Date/Time	Analyst	Method
Metals Results										
Dissolved Mercury	<0.020	ug/L	0.020	0.080	1		4/29/2026 14:25	4/30/2026 10:33	MDS	EPA 7470A
Dissolved Lithium	**5.4**	ug/L	5.0 *	17	1			4/29/2026 21:12	NAH	EPA 6010C
Dissolved Antimony	<5.1	ug/L	5.1	17	1			4/29/2026 21:12	NAH	EPA 6010C
Dissolved Arsenic	<3.5	ug/L	3.5	12	1			4/29/2026 21:12	NAH	EPA 6010C
Dissolved Barium	**120**	ug/L	0.98	3.3	1			4/29/2026 21:12	NAH	EPA 6010C
Dissolved Beryllium	<0.4	ug/L	0.4	1.3	1			4/29/2026 21:12	NAH	EPA 6010C
Dissolved Cadmium	<0.5	ug/L	0.5	1.7	1			4/29/2026 21:12	NAH	EPA 6010C
Dissolved Chromium	<1.9	ug/L	1.9	6.3	1			4/29/2026 21:12	NAH	EPA 6010C
Dissolved Cobalt	**83.7**	ug/L	1.0	3.4	1			4/29/2026 21:12	NAH	EPA 6010C
Dissolved Iron	<25	ug/L	25	84	1			4/29/2026 21:12	NAH	EPA 6010C
Dissolved Lead	**1.7**	ug/L	1.5 *	5.0	1			4/29/2026 21:12	NAH	EPA 6010C
Dissolved Manganese	**1790**	ug/L	2.4	8.0	1			4/29/2026 21:12	NAH	EPA 6010C
Dissolved Molybdenum	<1.3	ug/L	1.3	4.4	1			4/29/2026 21:12	NAH	EPA 6010C
Dissolved Selenium	<7.0	ug/L	7.0	24	1			4/29/2026 21:12	NAH	EPA 6010C
Dissolved Thallium	**8.7**	ug/L	5.3 *	18	1	B		4/29/2026 21:12	NAH	EPA 6010C

CT LAB Sample#: 1710136 Sample Description: TS1_FS=02_DAY=7 Sampled: 4/27/2026 09:10

Analyte	Result	Units	LOD	LOQ	Dilution	Qualifier	Prep Date/Time	Analysis Date/Time	Analyst	Method
Metals Results										
Dissolved Mercury	<0.020	ug/L	0.020	0.080	1		4/29/2026 14:25	4/30/2026 10:35	MDS	EPA 7470A
Dissolved Lithium	<5.0	ug/L	5.0	17	1			4/29/2026 21:17	NAH	EPA 6010C
Dissolved Antimony	<5.1	ug/L	5.1	17	1			4/29/2026 21:17	NAH	EPA 6010C

Unless specifically stated to the contrary, soil/sediment/sludge sample results/LOD/LOQ/RLs were reported on a Dry Weight Basis

CT LAB Sample#: 1710136 Sample Description: TS1_FS=02_DAY=7 Sampled: 4/27/2026 09:10

Analyte	Result	Units	LOD	LOQ	Dilution	Qualifier	Prep Date/Time	Analysis Date/Time	Analyst	Method
Dissolved Arsenic	<3.5	ug/L	3.5	12	1			4/29/2026 21:17	NAH	EPA 6010C
Dissolved Barium	**110**	ug/L	0.98	3.3	1			4/29/2026 21:17	NAH	EPA 6010C
Dissolved Beryllium	<0.4	ug/L	0.4	1.3	1			4/29/2026 21:17	NAH	EPA 6010C
Dissolved Cadmium	<0.5	ug/L	0.5	1.7	1			4/29/2026 21:17	NAH	EPA 6010C
Dissolved Chromium	<1.9	ug/L	1.9	6.3	1			4/29/2026 21:17	NAH	EPA 6010C
Dissolved Cobalt	**60.1**	ug/L	1.0	3.4	1			4/29/2026 21:17	NAH	EPA 6010C
Dissolved Iron	<25	ug/L	25	84	1			4/29/2026 21:17	NAH	EPA 6010C
Dissolved Lead	<1.5	ug/L	1.5	5.0	1			4/29/2026 21:17	NAH	EPA 6010C
Dissolved Manganese	**1810**	ug/L	2.4	8.0	1			4/29/2026 21:17	NAH	EPA 6010C
Dissolved Molybdenum	<1.3	ug/L	1.3	4.4	1			4/29/2026 21:17	NAH	EPA 6010C
Dissolved Selenium	<7.0	ug/L	7.0	24	1			4/29/2026 21:17	NAH	EPA 6010C
Dissolved Thallium	**7.9**	ug/L	5.3 *	18	1	B		4/29/2026 21:17	NAH	EPA 6010C

CT LAB Sample#: 1710137 Sample Description: TS1_SB=40_DAY=7 Sampled: 4/27/2026 09:15

Analyte	Result	Units	LOD	LOQ	Dilution	Qualifier	Prep Date/Time	Analysis Date/Time	Analyst	Method
Metals Results										
Dissolved Mercury	<0.020	ug/L	0.020	0.080	1		4/29/2026 14:25	4/30/2026 10:38	MDS	EPA 7470A
Dissolved Lithium	**9.5**	ug/L	5.0 *	17	1			4/29/2026 21:22	NAH	EPA 6010C
Dissolved Antimony	<5.1	ug/L	5.1	17	1			4/29/2026 21:22	NAH	EPA 6010C
Dissolved Arsenic	<3.5	ug/L	3.5	12	1			4/29/2026 21:22	NAH	EPA 6010C
Dissolved Barium	**509**	ug/L	0.98	3.3	1			4/29/2026 21:22	NAH	EPA 6010C
Dissolved Beryllium	<0.4	ug/L	0.4	1.3	1			4/29/2026 21:22	NAH	EPA 6010C
Dissolved Cadmium	<0.5	ug/L	0.5	1.7	1			4/29/2026 21:22	NAH	EPA 6010C
Dissolved Chromium	**35.8**	ug/L	1.9	6.3	1			4/29/2026 21:22	NAH	EPA 6010C

Unless specifically stated to the contrary, soil/sediment/sludge sample results/LOD/LOQ/RLs were reported on a Dry Weight Basis

CT LAB Sample#: 1710137 Sample Description: TS1_SB=40_DAY=7 Sampled: 4/27/2026 09:15

Analyte	Result	Units	LOD	LOQ	Dilution	Qualifier	Prep Date/Time	Analysis Date/Time	Analyst	Method
Dissolved Cobalt	**19.7**	ug/L	1.0	3.4	1			4/29/2026 21:22	NAH	EPA 6010C
Dissolved Iron	**45.8**	ug/L	25 *	84	1			4/29/2026 21:22	NAH	EPA 6010C
Dissolved Lead	<1.5	ug/L	1.5	5.0	1			4/29/2026 21:22	NAH	EPA 6010C
Dissolved Manganese	**185**	ug/L	2.4	8.0	1			4/29/2026 21:22	NAH	EPA 6010C
Dissolved Molybdenum	**4.7**	ug/L	1.3	4.4	1			4/29/2026 21:22	NAH	EPA 6010C
Dissolved Selenium	**7.6**	ug/L	7.0 *	24	1			4/29/2026 21:22	NAH	EPA 6010C
Dissolved Thallium	<5.3	ug/L	5.3	18	1			4/29/2026 21:22	NAH	EPA 6010C

CT LAB Sample#: 1710138 Sample Description: TS1_SB=96_DAY=7 Sampled: 4/27/2026 09:20

Analyte	Result	Units	LOD	LOQ	Dilution	Qualifier	Prep Date/Time	Analysis Date/Time	Analyst	Method
Metals Results										
Dissolved Mercury	<0.020	ug/L	0.020	0.080	1		4/29/2026 14:25	4/30/2026 10:41	MDS	EPA 7470A
Dissolved Lithium	**16.4**	ug/L	5.0 *	17	1			4/29/2026 21:27	NAH	EPA 6010C
Dissolved Antimony	<5.1	ug/L	5.1	17	1			4/29/2026 21:27	NAH	EPA 6010C
Dissolved Arsenic	<3.5	ug/L	3.5	12	1			4/29/2026 21:27	NAH	EPA 6010C
Dissolved Barium	**757**	ug/L	0.98	3.3	1			4/29/2026 21:27	NAH	EPA 6010C
Dissolved Beryllium	<0.4	ug/L	0.4	1.3	1			4/29/2026 21:27	NAH	EPA 6010C
Dissolved Cadmium	<0.5	ug/L	0.5	1.7	1			4/29/2026 21:27	NAH	EPA 6010C
Dissolved Chromium	**40.3**	ug/L	1.9	6.3	1			4/29/2026 21:27	NAH	EPA 6010C
Dissolved Cobalt	**31.2**	ug/L	1.0	3.4	1			4/29/2026 21:27	NAH	EPA 6010C
Dissolved Iron	**175**	ug/L	25	84	1			4/29/2026 21:27	NAH	EPA 6010C
Dissolved Lead	<1.5	ug/L	1.5	5.0	1			4/29/2026 21:27	NAH	EPA 6010C
Dissolved Manganese	**217**	ug/L	2.4	8.0	1			4/29/2026 21:27	NAH	EPA 6010C
Dissolved Molybdenum	**10.0**	ug/L	1.3	4.4	1			4/29/2026 21:27	NAH	EPA 6010C

Unless specifically stated to the contrary, soil/sediment/sludge sample results/LOD/LOQ/RLs were reported on a Dry Weight Basis

CT LAB Sample#: 1710138 Sample Description: TS1_SB=96_DAY=7 Sampled: 4/27/2026 09:20

Analyte	Result	Units	LOD	LOQ	Dilution	Qualifier	Prep Date/Time	Analysis Date/Time	Analyst	Method
Dissolved Selenium	<7.0	ug/L	7.0	24	1			4/29/2026 21:27	NAH	EPA 6010C
Dissolved Thallium	<5.3	ug/L	5.3	18	1			4/29/2026 21:27	NAH	EPA 6010C

CT LAB Sample#: 1710139 Sample Description: TS1_PP=0.1_DAY=7 Sampled: 4/27/2026 09:25

Analyte	Result	Units	LOD	LOQ	Dilution	Qualifier	Prep Date/Time	Analysis Date/Time	Analyst	Method
Metals Results										
Dissolved Mercury	**0.039**	ug/L	0.020 *	0.080	1		4/29/2026 14:25	4/30/2026 10:54	MDS	EPA 7470A
Dissolved Lithium	**7.8**	ug/L	5.0 *	17	1			4/29/2026 21:37	NAH	EPA 6010C
Dissolved Antimony	<5.1	ug/L	5.1	17	1			4/29/2026 21:37	NAH	EPA 6010C
Dissolved Arsenic	<3.5	ug/L	3.5	12	1			4/29/2026 21:37	NAH	EPA 6010C
Dissolved Barium	**233**	ug/L	0.98	3.3	1			4/29/2026 21:37	NAH	EPA 6010C
Dissolved Beryllium	<0.4	ug/L	0.4	1.3	1			4/29/2026 21:37	NAH	EPA 6010C
Dissolved Cadmium	<0.5	ug/L	0.5	1.7	1			4/29/2026 21:37	NAH	EPA 6010C
Dissolved Chromium	**42.5**	ug/L	1.9	6.3	1			4/29/2026 21:37	NAH	EPA 6010C
Dissolved Cobalt	<1.0	ug/L	1.0	3.4	1			4/29/2026 21:37	NAH	EPA 6010C
Dissolved Iron	<25	ug/L	25	84	1			4/29/2026 21:37	NAH	EPA 6010C
Dissolved Lead	**3.2**	ug/L	1.5 *	5.0	1			4/29/2026 21:37	NAH	EPA 6010C
Dissolved Manganese	**25700**	ug/L	2.4	8.0	1			4/29/2026 21:37	NAH	EPA 6010C
Dissolved Molybdenum	<1.3	ug/L	1.3	4.4	1			4/29/2026 21:37	NAH	EPA 6010C
Dissolved Selenium	**20.3**	ug/L	7.0 *	24	1			4/29/2026 21:37	NAH	EPA 6010C
Dissolved Thallium	**30.7**	ug/L	5.3	18	1	B		4/29/2026 21:37	NAH	EPA 6010C

Unless specifically stated to the contrary, soil/sediment/sludge sample results/LOD/LOQ/RLs were reported on a Dry Weight Basis

CT LAB Sample#: 1710140 Sample Description: TS1_PP=0.5_DAY=7 Sampled: 4/27/2026 09:30

Analyte	Result	Units	LOD	LOQ	Dilution	Qualifier	Prep Date/Time	Analysis Date/Time	Analyst	Method
Metals Results										
Dissolved Mercury	**0.12**	ug/L	0.020	0.080	1		4/29/2026 14:25	4/30/2026 10:43	MDS	EPA 7470A
Dissolved Lithium	**10.1**	ug/L	5.0 *	17	1			4/29/2026 21:32	NAH	EPA 6010C
ICP Metals, Dissolved Comments: Positive matrix interference for Thallium identified at wavelength 190.856 resulting in suspected high bias. Other available wavelengths either had worse interference or insufficient sensitivity .										
Dissolved Antimony	<5.1	ug/L	5.1	17	1			4/29/2026 21:32	NAH	EPA 6010C
Dissolved Arsenic	<3.5	ug/L	3.5	12	1			4/29/2026 21:32	NAH	EPA 6010C
Dissolved Barium	**127**	ug/L	0.98	3.3	1			4/29/2026 21:32	NAH	EPA 6010C
Dissolved Beryllium	<0.4	ug/L	0.4	1.3	1			4/29/2026 21:32	NAH	EPA 6010C
Dissolved Cadmium	<0.5	ug/L	0.5	1.7	1			4/29/2026 21:32	NAH	EPA 6010C
Dissolved Chromium	**66.4**	ug/L	1.9	6.3	1			4/29/2026 21:32	NAH	EPA 6010C
Dissolved Cobalt	<1.0	ug/L	1.0	3.4	1			4/29/2026 21:32	NAH	EPA 6010C
Dissolved Iron	<25	ug/L	25	84	1			4/29/2026 21:32	NAH	EPA 6010C
Dissolved Lead	**16.2**	ug/L	1.5	5.0	1			4/29/2026 21:32	NAH	EPA 6010C
Dissolved Manganese	**143000**	ug/L	2.4	8.0	1			4/29/2026 21:32	NAH	EPA 6010C
Dissolved Molybdenum	<1.3	ug/L	1.3	4.4	1			4/29/2026 21:32	NAH	EPA 6010C
Dissolved Selenium	**107**	ug/L	7.0	24	1			4/29/2026 21:32	NAH	EPA 6010C
Dissolved Thallium	**139**	ug/L	5.3	18	1			4/29/2026 21:32	NAH	EPA 6010C

Unless specifically stated to the contrary, soil/sediment/sludge sample results/LOD/LOQ/RLs were reported on a Dry Weight Basis

Notes regarding entire Chain of Custody:

Notes: * Indicates a value in between the LOD (limit of detection) and the LOQ (limit of quantitation). All LOD/LOQs are adjusted to reflect dilution and also any differences in the sample weight / volume as compared to standard amounts.

All samples were received intact and properly preserved unless otherwise noted. The results reported relate only to the samples tested. This report shall not be reproduced, except in full, without written approval of this laboratory. Laboratory records are retained for at least 7 years. The Chain of Custody is attached.

Submitted by: Brett M. Szymanski
Project Manager
608-356-2760

QC Qualifiers

Code	Description
A	Result cannot be used for compliance due to QC issue
B	Analyte detected in the associated Method Blank.
C	Toxicity present in BOD sample.
D	Diluted Out.
E	Safe, No Total Coliform detected.
F	Unsafe, Total Coliform detected, no E. Coli detected.
G	Unsafe, Total Coliform detected and E. Coli detected.
H	Holding time exceeded.
I	Incubator temperature was outside acceptance limits during test period.
J	Estimated value.
L	Significant peaks were detected outside the chromatographic window.
M	Matrix spike and/or Matrix Spike Duplicate recovery outside acceptance limits.
N	Insufficient BOD oxygen depletion.
O	Complete BOD oxygen depletion.
P	Concentration of analyte differs more than 40% between primary and confirmation analysis.
Q	Laboratory Control Sample outside acceptance limits.
R	See Narrative at end of report.
S	Surrogate standard recovery outside acceptance limits due to apparent matrix effects.
T	Sample received with improper preservation or temperature.
U	Analyte concentration was below detection limit.
V	Raised Quantitation or Reporting Limit due to limited sample amount or dilution for matrix background interference.
W	Sample amount received was below program minimum.
X	Analyte exceeded calibration range.
Y	Replicate/Duplicate precision outside acceptance limits.
Z	Specified calibration criteria was not met.

Current CT Laboratories Certifications

Wisconsin (WDNR) Chemistry ID# 157066030
Wisconsin (DATCP) Bacteriology ID# 289
Louisiana NELAP (primary) ID# 115843
Illinois NELAP Lab ID# 200073
Kansas NELAP Lab ID# E-10368
Virginia NELAP Lab ID# 460203
Florida NELAP Lab ID# E871111

DoD-ELAP QSM5.4 -
PJLA Testing Accreditation # 78929

ISO/IEC 17025-2017 Accredited -
PJLA Testing Accreditation # 78929

Rev. 02/2017

CHAIN OF CUSTODY

Company: ReSolution Partners LLC

Project Contact: Angela Hassell

Telephone: 608-669-1248

Project Name: WSP-Georgia Power-Scherer

Project #:

Location:

Sampled By: Kevin Baker 608-669-6949

CT LABORATORIES

1230 Lange Court, Baraboo, WI 53913
608-356-2760 Fax 608-356-2766
www.ctlaboratories.com

203674

RESOLUTION PARTNERS LLC

WSP-GEORGIA POWER-SCHER

PM BMS

Program:
QSM RCRA SDWA NPDES
Solid Waste Other _____

PO #

Report To:
EMAIL: ahassell@resolutionpartnersllc.net
brehm@resolutionpartnersllc.net
kbaker@resolutionpartnersllc.net
Company: 967 Jonathon Drive
Address: Madison, WI 53713

Invoice To: * Angela Hassell
EMAIL: ahassell@resolutionpartnersllc.net
Company: ReSolution Partners LLC
Address: 967 Jonathon Drive
Madison, WI 53713

*Party listed is responsible for payment of invoice as per CT Laboratories' terms and conditions

Client Special Instructions

*** 6010C : Sb, As, Ba, Be, Co, Cd, Cr, Fe, Li, Pb, Mn, Mo, Se**
7470 : mercury
7010 : thallium
see attached requested aqueous reporting limits.

Matrix:
GW – groundwater SW - surface water WW - wastewater DW - drinking water
S - soil/sediment SL - sludge A - air M - misc/waste

Turnaround Time: Normal

Date Needed: _____
Rush analysis requires prior CT Laboratories' approval
Surcharges:
24 hr 200%
2-3 days 100%
4-9 days 50%

ANALYSES REQUESTED

Collection Date	Collection Time	Matrix	Grab/ Comp	Sample #	Sample ID Description	Filtered? Y/N	dissolved metals *	Total # Containers	Designated MS/MSD	CT Lab ID # (Lab use only)
27APR2027	0900	GW	G		TS1_CON_DAY=7	Y	X	1		1710104
27APR2027	0905	GW	G		TS1_FS=01_DAY=7	Y	X	1		1710135
27APR2027	0910	GW	G		TS1_FS=02_DAY=7	Y	X	1		36
27APR2027	0915	GW	G		TS1_SB=40_DAY=7	Y	X	1		37
27APR2027	0920	GW	G		TS1_SB=96_DAY=7	Y	X	1		38
27APR2027	0925	GW	G		TS1_PP=0.1_DAY=7	Y	X	1		39
27APR2027	0930	GW	G		TS1_PP=0.5_DAY=7	Y	X	1		40

Fill in Spaces with Bottles per Test

Relinquished By:	Date/Time	Received By:	Date/Time
Kevin L Baker	04/28/2026 11:00	Spee Dee	4/28/26 1205
Received by:	Date/Time	Received for Laboratory by:	Date/Time
			4/28/26 1221

Lab Use Only
Ice Present Yes No
Temp 5.2 IR Gun 33
Cooler # Blue

Project Name: WSP-Georgia Power Scherer

Aqueous Reporting Limits from WSP			
Analyte	Units	AP-1 GWPS July 2025	
Antimony	mg/L	0.006	
Arsenic	mg/L	0.01	
Barium	mg/L	2.0	
Berytlium	mg/L	0.004	
Cadmium	mg/L	0.005	
Chromium	mg/L	0.1	
Cobalt	mg/L	0.006	
Iron	mg/L	(none)	
Lead	mg/L	0.015	
Lithium	mg/L	0.04	
Manganese	mg/L	(none)	
Mercury	mg/L	0.002	
Molybdenum	mg/L	0.1	
Selenium	mg/L	0.05	
Thallium	mg/L	0.002	

CT LABORATORIES
delivering more than data from your environmental analyses

CT Laboratories LLC • 1230 Lange Ct • Baraboo, WI 53913
608 -356-2760 • www.ctlaboratories.com

ANALYTICAL REPORT

RESOLUTION PARTNERS LLC
ANGELA HASSELL
967 JONATHON DR.
MADISON, WI 53713

Project Name: WSP-GEORGIA POWER-SCHERER
Project Phase:
Contract #: 3364
Project #:
Folder #: 203834
Purchase Order #:

Arrival Temperature: 2.4
Report Date: 5/20/2026
Date Received: 5/5/2026
Reprint Date: 5/20/2026

CT LAB Sample#: 1713612 Sample Description: TS1_CON_DAY=14 Sampled: 5/4/2026 09:00

Analyte	Result	Units	LOD	LOQ	Dilution	Qualifier	Prep Date/Time	Analysis Date/Time	Analyst	Method
Metals Results										
Dissolved Thallium	<5.3	ug/L	5.3	18	1			5/5/2026 19:41	NAH	EPA 6010C
Dissolved Mercury	**0.060**	ug/L	0.020 *	0.080	1		5/13/2026 14:40	5/14/2026 12:25	MDS	EPA 7470A
Dissolved Lithium	**6.2**	ug/L	5.0 *	17	1			5/5/2026 19:41	NAH	EPA 6010C
Dissolved Antimony	<5.1	ug/L	5.1	17	1			5/5/2026 19:41	NAH	EPA 6010C
Dissolved Arsenic	<3.5	ug/L	3.5	12	1			5/5/2026 19:41	NAH	EPA 6010C
Dissolved Barium	**136**	ug/L	0.98	3.3	1			5/5/2026 19:41	NAH	EPA 6010C
Dissolved Beryllium	<0.4	ug/L	0.4	1.3	1			5/5/2026 19:41	NAH	EPA 6010C
Dissolved Cadmium	<0.5	ug/L	0.5	1.7	1			5/5/2026 19:41	NAH	EPA 6010C
Dissolved Chromium	**23.7**	ug/L	1.9	6.3	1			5/5/2026 19:41	NAH	EPA 6010C
Dissolved Cobalt	**88.6**	ug/L	1.0	3.4	1			5/5/2026 19:41	NAH	EPA 6010C
Dissolved Iron	<25	ug/L	25	84	1			5/5/2026 19:41	NAH	EPA 6010C
Dissolved Lead	<1.5	ug/L	1.5	5.0	1			5/5/2026 19:41	NAH	EPA 6010C
Dissolved Manganese	**1630**	ug/L	2.4	8.0	1			5/5/2026 19:41	NAH	EPA 6010C
Dissolved Molybdenum	<1.3	ug/L	1.3	4.4	1			5/5/2026 19:41	NAH	EPA 6010C
Dissolved Selenium	<7.0	ug/L	7.0	24	1			5/5/2026 19:41	NAH	EPA 6010C

Unless specifically stated to the contrary, soil/sediment/sludge sample results/LOD/LOQ/RLs were reported on a Dry Weight Basis

CT LAB Sample#: 1713613 Sample Description: TS1_FS=01_DAY=14 Sampled: 5/4/2026 09:05

Analyte	Result	Units	LOD	LOQ	Dilution	Qualifier	Prep Date/Time	Analysis Date/Time	Analyst	Method
Metals Results										
Dissolved Thallium	<5.3	ug/L	5.3	18	1			5/5/2026 19:46	NAH	EPA 6010C
Dissolved Mercury	<0.020	ug/L	0.020	0.080	1		5/13/2026 14:40	5/14/2026 12:28	MDS	EPA 7470A
Dissolved Lithium	<5.0	ug/L	5.0	17	1			5/5/2026 19:46	NAH	EPA 6010C
Dissolved Antimony	<5.1	ug/L	5.1	17	1			5/5/2026 19:46	NAH	EPA 6010C
Dissolved Arsenic	<3.5	ug/L	3.5	12	1			5/5/2026 19:46	NAH	EPA 6010C
Dissolved Barium	**115**	ug/L	0.98	3.3	1			5/5/2026 19:46	NAH	EPA 6010C
Dissolved Beryllium	<0.4	ug/L	0.4	1.3	1			5/5/2026 19:46	NAH	EPA 6010C
Dissolved Cadmium	<0.5	ug/L	0.5	1.7	1			5/5/2026 19:46	NAH	EPA 6010C
Dissolved Chromium	<1.9	ug/L	1.9	6.3	1			5/5/2026 19:46	NAH	EPA 6010C
Dissolved Cobalt	**71.4**	ug/L	1.0	3.4	1			5/5/2026 19:46	NAH	EPA 6010C
Dissolved Iron	<25	ug/L	25	84	1			5/5/2026 19:46	NAH	EPA 6010C
Dissolved Lead	<1.5	ug/L	1.5	5.0	1			5/5/2026 19:46	NAH	EPA 6010C
Dissolved Manganese	**1790**	ug/L	2.4	8.0	1			5/5/2026 19:46	NAH	EPA 6010C
Dissolved Molybdenum	<1.3	ug/L	1.3	4.4	1			5/5/2026 19:46	NAH	EPA 6010C
Dissolved Selenium	<7.0	ug/L	7.0	24	1			5/5/2026 19:46	NAH	EPA 6010C

CT LAB Sample#: 1713614 Sample Description: TS1_FS=02_DAY=14 Sampled: 5/4/2026 09:10

Analyte	Result	Units	LOD	LOQ	Dilution	Qualifier	Prep Date/Time	Analysis Date/Time	Analyst	Method
Metals Results										
Dissolved Thallium	<5.3	ug/L	5.3	18	1			5/5/2026 19:51	NAH	EPA 6010C
Dissolved Mercury	<0.020	ug/L	0.020	0.080	1		5/13/2026 14:40	5/14/2026 12:30	MDS	EPA 7470A
Dissolved Lithium	**5.7**	ug/L	5.0 *	17	1			5/5/2026 19:51	NAH	EPA 6010C

Unless specifically stated to the contrary, soil/sediment/sludge sample results/LOD/LOQ/RLs were reported on a Dry Weight Basis

CT LAB Sample#: 1713614 Sample Description: TS1_FS=02_DAY=14 Sampled: 5/4/2026 09:10

Analyte	Result	Units	LOD	LOQ	Dilution	Qualifier	Prep Date/Time	Analysis Date/Time	Analyst	Method
Dissolved Antimony	<5.1	ug/L	5.1	17	1			5/5/2026 19:51	NAH	EPA 6010C
Dissolved Arsenic	<3.5	ug/L	3.5	12	1			5/5/2026 19:51	NAH	EPA 6010C
Dissolved Barium	**113**	ug/L	0.98	3.3	1			5/5/2026 19:51	NAH	EPA 6010C
Dissolved Beryllium	<0.4	ug/L	0.4	1.3	1			5/5/2026 19:51	NAH	EPA 6010C
Dissolved Cadmium	<0.5	ug/L	0.5	1.7	1			5/5/2026 19:51	NAH	EPA 6010C
Dissolved Chromium	<1.9	ug/L	1.9	6.3	1			5/5/2026 19:51	NAH	EPA 6010C
Dissolved Cobalt	**34.3**	ug/L	1.0	3.4	1			5/5/2026 19:51	NAH	EPA 6010C
Dissolved Iron	<25	ug/L	25	84	1			5/5/2026 19:51	NAH	EPA 6010C
Dissolved Lead	<1.5	ug/L	1.5	5.0	1			5/5/2026 19:51	NAH	EPA 6010C
Dissolved Manganese	**1580**	ug/L	2.4	8.0	1			5/5/2026 19:51	NAH	EPA 6010C
Dissolved Molybdenum	<1.3	ug/L	1.3	4.4	1			5/5/2026 19:51	NAH	EPA 6010C
Dissolved Selenium	<7.0	ug/L	7.0	24	1			5/5/2026 19:51	NAH	EPA 6010C

CT LAB Sample#: 1713615 Sample Description: TS1_SB=40_DAY=14 Sampled: 5/4/2026 09:15

Analyte	Result	Units	LOD	LOQ	Dilution	Qualifier	Prep Date/Time	Analysis Date/Time	Analyst	Method
Metals Results										
Dissolved Thallium	<5.3	ug/L	5.3	18	1			5/5/2026 19:56	NAH	EPA 6010C
Dissolved Mercury	<0.020	ug/L	0.020	0.080	1		5/13/2026 14:40	5/14/2026 12:33	MDS	EPA 7470A
Dissolved Lithium	**7.8**	ug/L	5.0 *	17	1			5/5/2026 19:56	NAH	EPA 6010C
Dissolved Antimony	<5.1	ug/L	5.1	17	1			5/5/2026 19:56	NAH	EPA 6010C
Dissolved Arsenic	<3.5	ug/L	3.5	12	1			5/5/2026 19:56	NAH	EPA 6010C
Dissolved Barium	**540**	ug/L	0.98	3.3	1			5/5/2026 19:56	NAH	EPA 6010C
Dissolved Beryllium	<0.4	ug/L	0.4	1.3	1			5/5/2026 19:56	NAH	EPA 6010C
Dissolved Cadmium	<0.5	ug/L	0.5	1.7	1			5/5/2026 19:56	NAH	EPA 6010C

Unless specifically stated to the contrary, soil/sediment/sludge sample results/LOD/LOQ/RLs were reported on a Dry Weight Basis

CT LAB Sample#: 1713615 Sample Description: TS1_SB=40_DAY=14 Sampled: 5/4/2026 09:15

Analyte	Result	Units	LOD	LOQ	Dilution	Qualifier	Prep Date/Time	Analysis Date/Time	Analyst	Method
Dissolved Chromium	**36.9**	ug/L	1.9	6.3	1			5/5/2026 19:56	NAH	EPA 6010C
Dissolved Cobalt	**11.4**	ug/L	1.0	3.4	1			5/5/2026 19:56	NAH	EPA 6010C
Dissolved Iron	**149**	ug/L	25	84	1			5/5/2026 19:56	NAH	EPA 6010C
Dissolved Lead	**1.9**	ug/L	1.5 *	5.0	1			5/5/2026 19:56	NAH	EPA 6010C
Dissolved Manganese	**145**	ug/L	2.4	8.0	1			5/5/2026 19:56	NAH	EPA 6010C
Dissolved Molybdenum	**4.9**	ug/L	1.3	4.4	1			5/5/2026 19:56	NAH	EPA 6010C
Dissolved Selenium	<7.0	ug/L	7.0	24	1			5/5/2026 19:56	NAH	EPA 6010C

CT LAB Sample#: 1713616 Sample Description: TS1_SB=96_DAY=14 Sampled: 5/4/2026 09:20

Analyte	Result	Units	LOD	LOQ	Dilution	Qualifier	Prep Date/Time	Analysis Date/Time	Analyst	Method
Metals Results										
Dissolved Thallium	<5.3	ug/L	5.3	18	1			5/5/2026 20:01	NAH	EPA 6010C
Dissolved Mercury	<0.020	ug/L	0.020	0.080	1		5/13/2026 14:40	5/14/2026 12:36	MDS	EPA 7470A
Dissolved Lithium	**12.9**	ug/L	5.0 *	17	1			5/5/2026 20:01	NAH	EPA 6010C
Dissolved Antimony	<5.1	ug/L	5.1	17	1			5/5/2026 20:01	NAH	EPA 6010C
Dissolved Arsenic	<3.5	ug/L	3.5	12	1			5/5/2026 20:01	NAH	EPA 6010C
Dissolved Barium	**748**	ug/L	0.98	3.3	1			5/5/2026 20:01	NAH	EPA 6010C
Dissolved Beryllium	<0.4	ug/L	0.4	1.3	1			5/5/2026 20:01	NAH	EPA 6010C
Dissolved Cadmium	<0.5	ug/L	0.5	1.7	1			5/5/2026 20:01	NAH	EPA 6010C
Dissolved Chromium	**36.2**	ug/L	1.9	6.3	1			5/5/2026 20:01	NAH	EPA 6010C
Dissolved Cobalt	**28.8**	ug/L	1.0	3.4	1			5/5/2026 20:01	NAH	EPA 6010C
Dissolved Iron	**438**	ug/L	25	84	1			5/5/2026 20:01	NAH	EPA 6010C
Dissolved Lead	<1.5	ug/L	1.5	5.0	1			5/5/2026 20:01	NAH	EPA 6010C
Dissolved Manganese	**262**	ug/L	2.4	8.0	1			5/5/2026 20:01	NAH	EPA 6010C

Unless specifically stated to the contrary, soil/sediment/sludge sample results/LOD/LOQ/RLs were reported on a Dry Weight Basis

CT LAB Sample#: 1713616 Sample Description: TS1_SB=96_DAY=14 Sampled: 5/4/2026 09:20

Analyte	Result	Units	LOD	LOQ	Dilution	Qualifier	Prep Date/Time	Analysis Date/Time	Analyst	Method
Dissolved Molybdenum	**9.0**	ug/L	1.3	4.4	1			5/5/2026 20:01	NAH	EPA 6010C
Dissolved Selenium	<7.0	ug/L	7.0	24	1			5/5/2026 20:01	NAH	EPA 6010C

CT LAB Sample#: 1713617 Sample Description: TS1_PP=0.1_DAY=14 Sampled: 5/4/2026 09:25

Analyte	Result	Units	LOD	LOQ	Dilution	Qualifier	Prep Date/Time	Analysis Date/Time	Analyst	Method
Metals Results										
Dissolved Thallium	**37.6**	ug/L	5.3	18	1			5/5/2026 20:06	NAH	EPA 6010C
Dissolved Mercury	<0.020	ug/L	0.020	0.080	1		5/13/2026 14:40	5/14/2026 12:46	MDS	EPA 7470A
Dissolved Lithium	**7.7**	ug/L	5.0 *	17	1			5/5/2026 20:06	NAH	EPA 6010C
Dissolved Antimony	<5.1	ug/L	5.1	17	1			5/5/2026 20:06	NAH	EPA 6010C
Dissolved Arsenic	<3.5	ug/L	3.5	12	1			5/5/2026 20:06	NAH	EPA 6010C
Dissolved Barium	**145**	ug/L	0.98	3.3	1			5/5/2026 20:06	NAH	EPA 6010C
Dissolved Beryllium	<0.4	ug/L	0.4	1.3	1			5/5/2026 20:06	NAH	EPA 6010C
Dissolved Cadmium	<0.5	ug/L	0.5	1.7	1			5/5/2026 20:06	NAH	EPA 6010C
Dissolved Chromium	**45.4**	ug/L	1.9	6.3	1			5/5/2026 20:06	NAH	EPA 6010C
Dissolved Cobalt	<1.0	ug/L	1.0	3.4	1			5/5/2026 20:06	NAH	EPA 6010C
Dissolved Iron	<25	ug/L	25	84	1			5/5/2026 20:06	NAH	EPA 6010C
Dissolved Lead	**3.3**	ug/L	1.5 *	5.0	1			5/5/2026 20:06	NAH	EPA 6010C
Dissolved Manganese	**25100**	ug/L	2.4	8.0	1			5/5/2026 20:06	NAH	EPA 6010C
Dissolved Molybdenum	<1.3	ug/L	1.3	4.4	1			5/5/2026 20:06	NAH	EPA 6010C
Dissolved Selenium	<7.0	ug/L	7.0	24	1			5/5/2026 20:06	NAH	EPA 6010C

Unless specifically stated to the contrary, soil/sediment/sludge sample results/LOD/LOQ/RLs were reported on a Dry Weight Basis

CT LAB Sample#: 1713618 Sample Description: TS1_PP=0.5_DAY=14 Sampled: 5/4/2026 09:30

Metals Results

ICP Metals, Dissolved Comments: Positive matrix interference for Thallium identified at wavelength 190.856 resulting in suspected high bias. Other available wavelengths either had worse interference or insufficient sensitivity .

Analyte	Result	Units	LOD		LOQ	Dilution	Qualifier	Prep Date/Time	Analysis Date/Time	Analyst	Method
Dissolved Thallium	**219**	ug/L	5.3		18	1			5/5/2026 20:11	NAH	EPA 6010C
Dissolved Mercury	**0.039**	ug/L	0.020	*	0.080	1		5/13/2026 14:40	5/14/2026 12:49	MDS	EPA 7470A
Dissolved Lithium	**9.9**	ug/L	5.0	*	17	1			5/5/2026 20:11	NAH	EPA 6010C
Dissolved Antimony	<5.1	ug/L	5.1		17	1			5/5/2026 20:11	NAH	EPA 6010C
Dissolved Arsenic	<3.5	ug/L	3.5		12	1			5/5/2026 20:11	NAH	EPA 6010C
Dissolved Barium	**127**	ug/L	0.98		3.3	1			5/5/2026 20:11	NAH	EPA 6010C
Dissolved Beryllium	<0.4	ug/L	0.4		1.3	1			5/5/2026 20:11	NAH	EPA 6010C
Dissolved Cadmium	<0.5	ug/L	0.5		1.7	1			5/5/2026 20:11	NAH	EPA 6010C
Dissolved Chromium	**70.2**	ug/L	1.9		6.3	1			5/5/2026 20:11	NAH	EPA 6010C
Dissolved Cobalt	<1.0	ug/L	1.0		3.4	1			5/5/2026 20:11	NAH	EPA 6010C
Dissolved Iron	**61.5**	ug/L	25	*	84	1			5/5/2026 20:11	NAH	EPA 6010C
Dissolved Lead	**16.8**	ug/L	1.5		5.0	1			5/5/2026 20:11	NAH	EPA 6010C
Dissolved Manganese	**147000**	ug/L	2.4		8.0	1			5/5/2026 20:11	NAH	EPA 6010C
Dissolved Molybdenum	<1.3	ug/L	1.3		4.4	1			5/5/2026 20:11	NAH	EPA 6010C
Dissolved Selenium	**50.2**	ug/L	7.0		24	1			5/5/2026 20:11	NAH	EPA 6010C

Unless specifically stated to the contrary, soil/sediment/sludge sample results/LOD/LOQ/RLs were reported on a Dry Weight Basis

Notes regarding entire Chain of Custody:

Notes: * Indicates a value in between the LOD (limit of detection) and the LOQ (limit of quantitation). All LOD/LOQs are adjusted to reflect dilution and also any differences in the sample weight / volume as compared to standard amounts.

All samples were received intact and properly preserved unless otherwise noted. The results reported relate only to the samples tested. This report shall not be reproduced, except in full, without written approval of this laboratory. Laboratory records are retained for at least 7 years. The Chain of Custody is attached.

Submitted by: Brett M. Szymanski
Project Manager
608-356-2760

Current CT Laboratories Certifications

Wisconsin (WDNR) Chemistry ID# 157066030
Wisconsin (DATCP) Bacteriology ID# 289
Louisiana NELAP (primary) ID# 115843
Illinois NELAP Lab ID# 200073
Kansas NELAP Lab ID# E-10368
Virginia NELAP Lab ID# 460203
Florida NELAP Lab ID# E871111

DoD-ELAP QSM5.4 -
PJLA Testing Accreditation # 78929

ISO/IEC 17025-2017 Accredited -
PJLA Testing Accreditation # 78929

Rev. 02/2017

CHAIN OF CUSTODY

Company: ReSolution Partners LLC

Project Contact: Angela Hassell

Telephone: 608-669-1248

Project Name: WSP-Georgia Power-Scherer

Project #:

Location:

Sampled By: Kevin Baker 608-669-6949

CT LABORATORIES

1230 Lange Court, Baraboo, WI 53913
608-356-2760 Fax 608-356-2766
www.ctlaboratories.com

Lab # 203834
Company: RESOLUTION PARTNERS LLC
Project: WSP-GEORGIA POWER-SCHE
Logged By: erc PM: BMS

Program:
QSM RCRA SDWA NPDES
Solid Waste Other _____

PO #

Report To:
EMAIL: ahassell@resolutionpartnersllc.net
brehm@resolutionpartnersllc.net
kbaker@resolutionpartnersllc.net
Company: 967 Jonathon Drive
Address: Madison, WI 53713

Invoice To: * Angela Hassell
EMAIL: ahassell@resolutionpartnersllc.net
Company: ReSolution Partners LLC
Address: 967 Jonathon Drive
Madison, WI 53713

*Party listed is responsible for payment of invoice as per CT Laboratories' terms and conditions

Client Special Instructions

*** 6010C : Sb, As, Ba, Be, Co, Cd, Cr, Fe, Li, Pb, Mn, Mo, Se**
7470 : mercury
7010 : thallium
see attached requested aqueous reporting limits.

Matrix:
GW – groundwater SW - surface water WW - wastewater DW - drinking water
S - soil/sediment SL - sludge A - air M - misc/waste

Turnaround Time: Normal
Date Needed: _____
Rush analysis requires prior CT Laboratories' approval
Surcharges:
24 hr 200%
2-3 days 100%
4-9 days 50%

ANALYSES REQUESTED

Collection Date	Collection Time	Matrix	Grab/ Comp	Sample #	Sample ID Description	Filtered? Y/N	dissolved metals *	Total # Containers	Designated MS/MSD	CT Lab ID # (Lab use only)
04MAY2027	0900	GW	G		TS1_CON_DAY=14	Y	X	1		1713612
04MAY2027	0905	GW	G		TS1_FS=01_DAY=14	Y	X	1		13
04MAY2027	0910	GW	G		TS1_FS=02_DAY=14	Y	X	1		14
04MAY2027	0915	GW	G		TS1_SB=40_DAY=14	Y	X	1		15
04MAY2027	0920	GW	G		TS1_SB=96_DAY=14	Y	X	1		16
04MAY2027	0925	GW	G		TS1_PP=0.1_DAY=14	Y	X	1		17
04MAY2027	0930	GW	G		TS1_PP=0.5_DAY=14	Y	X	1		18
										1

Fill in Spaces with Bottles per Test

Relinquished By:	Date/Time	Received By:	Date/Time
Kevin L Baker	05/04/2026 11:00	Spee Dee	5/5/26 1170
Received by:	Date/Time	Received for Laboratory by:	Date/Time
			5/5/26 1156

Lab Use Only
Ice Present (Yes) No
Temp 2.4 IR Gun 33
Cooler # _____

Project Name: WSP-Georgia Power Scherer

Aqueous Reporting Limits from WSP		
Analyte	Units	AP-1 GWPS July 2025
Antimony	mg/L	0.006
Arsenic	mg/L	0.01
Barium	mg/L	2.0
Berytlium	mg/L	0.004
Cadmium	mg/L	0.005
Chromium	mg/L	0.1
Cobalt	mg/L	0.006
Iron	mg/L	(none)
Lead	mg/L	0.015
Lithium	mg/L	0.04
Manganese	mg/L	(none)
Mercury	mg/L	0.002
Molybdenum	mg/L	0.1
Selenium	mg/L	0.05
Thallium	mg/L	0.002

APPENDIX B

MICROBAC LABORATORY REPORTS

967 Jonathon Drive • Madison, WI • 53713

Microbac Laboratories Inc., - Marietta, OH

CERTIFICATE OF ANALYSIS

M6F1709

Project Description

205122 MICROBAC

For:

Brett Szymanski

CT Laboratories

1230 Lange Court

Baraboo, WI 53913

Customer Relationship Specialist

Michelle Taylor

Friday, June 26, 2026

Please find enclosed the analytical results for the samples you submitted to Microbac Laboratories. Review and compilation of your report was completed by Microbac Laboratories Inc., - Marietta, OH. If you have any questions, comments, or require further assistance regarding this report, please contact your service representative listed above.

I certify that all test results meet all of the requirements of the accrediting authority listed within this report. Analytical results are reported on a 'as received' basis unless specified otherwise. Analytical results for solids with units ending in (dry) are reported on a dry weight basis. A statement of uncertainty for each analysis is available upon request. This laboratory report shall not be reproduced, except in full, without the written approval of Microbac Laboratories. The reported results are related only to the samples analyzed as received.

Microbac Laboratories Inc., - Marietta, OH

CERTIFICATE OF ANALYSIS

M6F1709

CT Laboratories

Brett Szymanski
1230 Lange Court
Baraboo, WI 53913

Project Name: 205122 MICROBAC

Project / PO Number: 205122 MICROBAC
Received: 06/19/2026
Reported: 06/26/2026

Project Special Information

.
.
.

Sample Summary Report

Sample Name	Laboratory ID	Client Matrix	Sample Type	Sample Begin	Sample Taken	Lab Received
SCH-SGWC-15_GW_BASE LINE	M6F1709-01	Aqueous			06/12/26 08:00	06/19/26 11:10
TS1_CON_DAY=7	M6F1709-02	Aqueous			04/27/26 09:00	06/19/26 11:10
TS1_SB=40_DAY=7	M6F1709-03	Aqueous			04/27/26 09:15	06/19/26 11:10
TS1_SB=96_DAY=7	M6F1709-04	Aqueous			04/27/26 09:20	06/19/26 11:10
TS1_PP=0.1_DAY=7	M6F1709-05	Aqueous			04/27/26 09:25	06/19/26 11:10
TS1_PP=0.5_DAY=7	M6F1709-06	Aqueous			04/27/26 09:30	06/19/26 11:10
TS1_CON_DAY=14	M6F1709-07	Aqueous			05/04/26 09:00	06/19/26 11:10
TS1_SB=40_DAY=14	M6F1709-08	Aqueous			05/04/26 09:15	06/19/26 11:10
TS1_SB=96_DAY=14	M6F1709-09	Aqueous			05/04/26 09:20	06/19/26 11:10
TS1_PP=0.1_DAY=14	M6F1709-10	Aqueous			05/04/26 09:25	06/19/26 11:10
TS1_PP=0.5_DAY=14	M6F1709-11	Aqueous			05/04/26 09:30	06/19/26 11:10

MICROBAC®

Microbac Laboratories Inc., - Marietta, OH

CERTIFICATE OF ANALYSIS

M6F1709

Analytical Testing Parameters

Client Sample ID: SCH-SGWC-15_GW_BASELINE
Sample Matrix: Aqueous
Lab Sample ID: M6F1709-01 **Collection Date:** 06/12/2026 8:00

Metals Dissolved by ICPMS	Result	MDL	RL	Units	Note	Prepared	Analyzed	Analyst
EPA 3010A/EPA 6020								
Thallium	<0.000100	0.000100	0.000200	mg/L		06/24/26 0728	06/24/26 1627	YXP

Client Sample ID: TS1_CON_DAY=7
Sample Matrix: Aqueous
Lab Sample ID: M6F1709-02 **Collection Date:** 04/27/2026 9:00

Metals Dissolved by ICPMS	Result	MDL	RL	Units	Note	Prepared	Analyzed	Analyst
EPA 3010A/EPA 6020								
Thallium	<0.000100	0.000100	0.000200	mg/L		06/24/26 0728	06/24/26 1629	YXP

Client Sample ID: TS1_SB=40_DAY=7
Sample Matrix: Aqueous
Lab Sample ID: M6F1709-03 **Collection Date:** 04/27/2026 9:15

Metals Dissolved by ICPMS	Result	MDL	RL	Units	Note	Prepared	Analyzed	Analyst
EPA 3010A/EPA 6020								
Thallium	<0.000100	0.000100	0.000200	mg/L		06/24/26 0728	06/24/26 1630	YXP

Client Sample ID: TS1_SB=96_DAY=7
Sample Matrix: Aqueous
Lab Sample ID: M6F1709-04 **Collection Date:** 04/27/2026 9:20

Metals Dissolved by ICPMS	Result	MDL	RL	Units	Note	Prepared	Analyzed	Analyst
EPA 3010A/EPA 6020								
Thallium	**0.000108**	0.000100	0.000200	mg/L	**J**	06/24/26 0728	06/24/26 1632	YXP

Client Sample ID: TS1_PP=0.1_DAY=7
Sample Matrix: Aqueous
Lab Sample ID: M6F1709-05 **Collection Date:** 04/27/2026 9:25

Metals Dissolved by ICPMS	Result	MDL	RL	Units	Note	Prepared	Analyzed	Analyst
EPA 3010A/EPA 6020								
Thallium	<0.000100	0.000100	0.000200	mg/L		06/24/26 0728	06/24/26 1640	YXP

Client Sample ID: TS1_PP=0.5_DAY=7
Sample Matrix: Aqueous
Lab Sample ID: M6F1709-06 **Collection Date:** 04/27/2026 9:30

Metals Dissolved by ICPMS	Result	MDL	RL	Units	Note	Prepared	Analyzed	Analyst
EPA 3010A/EPA 6020								
Thallium	<0.000100	0.000100	0.000200	mg/L		06/24/26 0728	06/24/26 1642	YXP

MICROBAC®

Microbac Laboratories Inc., - Marietta, OH

CERTIFICATE OF ANALYSIS

M6F1709

Client Sample ID: TS1_CON_DAY=14
Sample Matrix: Aqueous
Lab Sample ID: M6F1709-07
Collection Date: 05/04/2026 9:00

Metals Dissolved by ICPMS	Result	MDL	RL	Units	Note	Prepared	Analyzed	Analyst
EPA 3010A/EPA 6020								
Thallium	<0.000100	0.000100	0.000200	mg/L		06/24/26 0728	06/24/26 1644	YXP

Client Sample ID: TS1_SB=40_DAY=14
Sample Matrix: Aqueous
Lab Sample ID: M6F1709-08
Collection Date: 05/04/2026 9:15

Metals Dissolved by ICPMS	Result	MDL	RL	Units	Note	Prepared	Analyzed	Analyst
EPA 3010A/EPA 6020								
Thallium	<0.000100	0.000100	0.000200	mg/L		06/24/26 0728	06/24/26 1645	YXP

Client Sample ID: TS1_SB=96_DAY=14
Sample Matrix: Aqueous
Lab Sample ID: M6F1709-09
Collection Date: 05/04/2026 9:20

Metals Dissolved by ICPMS	Result	MDL	RL	Units	Note	Prepared	Analyzed	Analyst
EPA 3010A/EPA 6020								
Thallium	**0.000125**	0.000100	0.000200	mg/L	**J**	06/24/26 0728	06/24/26 1647	YXP

Client Sample ID: TS1_PP=0.1_DAY=14
Sample Matrix: Aqueous
Lab Sample ID: M6F1709-10
Collection Date: 05/04/2026 9:25

Metals Dissolved by ICPMS	Result	MDL	RL	Units	Note	Prepared	Analyzed	Analyst
EPA 3010A/EPA 6020								
Thallium	<0.000100	0.000100	0.000200	mg/L		06/24/26 0728	06/24/26 1649	YXP

Client Sample ID: TS1_PP=0.5_DAY=14
Sample Matrix: Aqueous
Lab Sample ID: M6F1709-11
Collection Date: 05/04/2026 9:30

Metals Dissolved by ICPMS	Result	MDL	RL	Units	Note	Prepared	Analyzed	Analyst
EPA 3010A/EPA 6020								
Thallium	<0.000100	0.000100	0.000200	mg/L		06/24/26 0728	06/24/26 1651	YXP

MICROBAC®

Microbac Laboratories Inc., - Marietta, OH

CERTIFICATE OF ANALYSIS

M6F1709

Batch Log Summary

Method	Batch	Laboratory ID	Client / Source ID
EPA 6020	B6F1581	B6F1581-BLK1	
		B6F1581-BS1	
		B6F1581-BSD1	
		M6F1709-01	SCH-SGWC-15_GW_BASELINE
		M6F1709-02	TS1_CON_DAY=7
		M6F1709-03	TS1_SB=40_DAY=7
		M6F1709-04	TS1_SB=96_DAY=7
		B6F1581-PS1	M6F1709-04
		B6F1581-SRL1	M6F1709-04
		M6F1709-05	TS1_PP=0.1_DAY=7
		M6F1709-06	TS1_PP=0.5_DAY=7
		M6F1709-07	TS1_CON_DAY=14
		M6F1709-08	TS1_SB=40_DAY=14
		M6F1709-09	TS1_SB=96_DAY=14
		M6F1709-10	TS1_PP=0.1_DAY=14
		M6F1709-11	TS1_PP=0.5_DAY=14

Batch Quality Control Summary: Microbac Laboratories Inc., - Marietta, OH

Metals Dissolved by ICPMS	Result	MDL	RL	Units	Spike Level	Source Result	%REC	%REC Limits	RPD	RPD Limit	Notes
Batch B6F1581 - 3010A_6020_D - EPA 6020											
Blank (B6F1581-BLK1)				Prepared: 06/24/2026 07:28 Analyzed: 06/24/2026 16:20							
Thallium	<0.000100	0.000100	0.000200	mg/L							
LCS (B6F1581-BS1)				Prepared: 06/24/2026 07:28 Analyzed: 06/24/2026 16:22							
Thallium	0.0155	0.000100	0.000200	mg/L	0.0160		97.2	80-120			
LCS Dup (B6F1581-BSD1)				Prepared: 06/24/2026 07:28 Analyzed: 06/24/2026 16:24							
Thallium	0.0158	0.000100	0.000200	mg/L	0.0160		98.7	80-120	1.52	20	
Post Spike (B6F1581-PS1)		**Source: M6F1709-04**		Prepared: 06/24/2026 07:28 Analyzed: 06/24/2026 16:34							
Thallium	8.00			ug/L	8.00	0.0428	99.5	75-125			

Definitions

J: Estimated value. The analyte concentration is less than the reporting/quantitation limit.
MDL: Minimum Detection Limit
mg/L: Milligrams per Liter
RL: Reporting Limit
RPD: Relative Percent Difference

Cooler Receipt Log

Cooler ID: Default Cooler Temp: 1.8ºC

Microbac Laboratories Inc., - Marietta, OH

CERTIFICATE OF ANALYSIS

M6F1709

Cooler Inspection Checklist

Ice Present or not required?	Yes	Shipping containers sealed or not required?	Yes
Custody seals intact or not required?	Yes	Chain of Custody (COC) Present?	Yes
COC includes customer information?	Yes	Relinquished and received signature on COC?	Yes
Sample collector identified on COC?	Yes	Sample type identified on COC?	Yes
Correct type of Containers Received	Yes	Correct number of containers listed on COC?	Yes
Containers Intact?	Yes	COC includes requested analyses?	Yes
Enough sample volume for indicated tests received?	Yes	Sample labels match COC (Name, Date & Time?)	Yes
Samples arrived within hold time?	Yes	Correct preservatives on COC or not required?	Yes
Chemical preservations checked or not required?	Yes	Preservation checks meet method requirements?	Yes
VOA vials have zero headspace, or not recd.?	Yes		

Project Requested Certification(s)

Microbac Laboratories Inc., - Marietta, OH

E87551 Florida Department of Health

Report Comments

Samples were received in proper condition and the reported results conform to applicable accreditation standard unless otherwise noted.

The data and information on this, and other accompanying documents, represents only the sample(s) analyzed. This report is incomplete unless all pages indicated in the footnote are present and an authorized signature is included. ***The services were provided under and subject to Microbac's standard terms and conditions which can be located and reviewed at <https://www.microbac.com/standard-terms-conditions>.***

Reviewed and Approved By:

Michelle Taylor

Michelle Taylor

Customer Relationship Specialist

Reported: 06/26/2026 15:52

M6F1709

CT LABORATORIES

delivering more than data from your environmental analys

CT Laboratories
Rec'd: 06/19/2026 11:10
By: Stephanie Murphy Temp 1.8 (Signature)

ge Court • Baraboo, WI 53913 • 608-356-2760
www.ctlaboratories.com

Sub-Contract Laboratory Chain-of-Custody and Purchase Order

PURCHASE ORDER #: 205122 MICROBAC

The PO# must appear on all invoice and reports!

Upon Receipt of Samples, please verify that samples were received in acceptable condition then sign this form and fax to (608)356-2766 or email to the project manager. Sample temperature, upon receipt, must be recorded on this document unless thermal preservation is not a method requirement.

Ship to: **Microbac**
158 Starlight Drive
Marietta, OH 45750

Return Invoice and Results to: **bszymanski@ctlaboratories.com**

CTLaboratories
Brett M Szymanski
1230 Lange Court
Baraboo WI 53913

Government UPS Shipping Acct ? Y (N)

Ship by: Speedee ☐ UPS Grnd ☐ UPS 2nd ☐ UPS NDA ☒

Date Due: Standard TAT ***RUSH TURNAROUND NEEDED?*** ***Y or (N) (Circle One)***

Project Name: WSP-GEORGIA POWER SCHERER **Project State:** n/a

Analytical/QC Criteria: (NONE INDICATED) STATE DOD QSM NELAP (Circle one) OTHER_____

Report results as EDD? N (Y) (Circle one and indicate type: Basic Excel) Data Deliverable Package LEVEL: II

CTLabs ID#	Sample Date/Time		Matrix	Sample Description	Analyses / Method		Cost
1734297	6/12/2026	08:00	GROUND WATER	SCH-SGWC-15_GW_BASELINE	THALLIUM, DISSOLVED	EPA 6020A	
1734298	4/27/2026	09:00	GROUND WATER	TS1_CON_DAY=7	THALLIUM, DISSOLVED	EPA 6020A	
1734299	4/27/2026	09:15	GROUND WATER	TS1_SB=40_DAY=7	THALLIUM, DISSOLVED	EPA 6020A	
1734300	4/27/2026	09:20	GROUND WATER	TS1_SB=96_DAY=7	THALLIUM, DISSOLVED	EPA 6020A	
1734301	4/27/2026	09:25	GROUND WATER	TS1_PP=0.1_DAY=7	THALLIUM, DISSOLVED	EPA 6020A	
1734302	4/27/2026	09:30	GROUND WATER	TS1_PP=0.5_DAY=7	THALLIUM, DISSOLVED	EPA 6020A	
1734303	5/4/2026	09:00	GROUND WATER	TS1_CON_DAY=14	THALLIUM, DISSOLVED	EPA 6020A	
1734304	5/4/2026	09:15	GROUND WATER	TS1_SB=40_DAY=14	THALLIUM, DISSOLVED	EPA 6020A	
1734305	5/4/2026	09:20	GROUND WATER	TS1_SB=96_DAY=14	THALLIUM, DISSOLVED	EPA 6020A	
1734306	5/4/2026	09:25	GROUND WATER	TS1_PP=0.1_DAY=14	THALLIUM, DISSOLVED	EPA 6020A	
1734307	5/4/2026	09:30	GROUND WATER	TS1_PP=0.5_DAY=14	THALLIUM, DISSOLVED	EPA 6020A	

Relinquished by: Brett Szymanski Date/Time: 06/17/2026 13:10

Received by: Stephanie Murphy Date/Time: 6/19/26 11:10 Receipt Temperature (C) 1.8/N

MICROBAC®

Work Order # M0F1109

COOLER TEMP >6° C LOG If sample is field filtered place a 'Y' in the filtered column.

pH Lot # HC58093

pH

Exceptions

SAMPLE ID	Bottle 1			Bottle 2			Bottle 3			Bottle 4			Bottle 5			Bottle 6		
	°C	Filtered	pH	°C	Filtered	pH	°C	Filtered	pH	°C	Filtered	pH	°C	Filtered	pH	°C	Filtered	pH

6/19/26 SM

PRESERVATIVE EXCEPTIONS

✓ NONE

__ AS NOTED

6/19/26 SM

wsp.com