Georgia Power

# Plant Wansley CCR Landfill

PERMIT #: 074-005D(CCR)

Heard County

# 2026 SEMIANNUAL GROUNDWATER MONITORING AND CORRECTIVE ACTION REPORT

Atlantic Coast Consulting, Inc.

## PROFESSIONAL CERTIFICATION

This *2026 Semiannual Groundwater Monitoring and Corrective Action Report, Georgia Power Company – Plant Wansley Landfill* has been prepared in compliance with the United States Environmental Protection Agency Coal Combustion Residuals Rule [40 Code of Federal Regulations (CFR) 257 Subpart D], specifically § 257.90(e), and the Georgia Environmental Protection Division Rules for Solid Waste Management 391-3-4-.10 by a qualified groundwater scientist or engineer with Atlantic Coast Consulting, Inc. (ACC). I hereby certify that I am a qualified groundwater scientist, in accordance with the Georgia Rules for Solid Waste Management 391-3-4-.01.

## ATLANTIC COAST CONSULTING, INC.

Ryan Walker, P.G.
Project Manager
Date: August 31, 2026

Chad Hall, PhD, P.E.
Senior Professional Engineer
Date: August 31, 2026

## SUMMARY

This summary of the *2026 Semiannual Groundwater Monitoring and Corrective Action Report* provides the groundwater monitoring and corrective action program status from January through June 2026 for Georgia Power Company (Georgia Power) Plant Wansley Coal Combustion Residuals (CCR) Landfill (Site). This summary was prepared by Atlantic Coast Consulting, Inc. (ACC) on behalf of Georgia Power to meet the requirements listed in Part A, Section 6[1] of the United States Environmental Protection Agency (US EPA) CCR Rule [40 Code of Federal Regulations (CFR) 257 Subpart D].

Plant Wansley and Plant Wansley Landfill

Plant Wansley is located at 1371 Liberty Church Road, approximately 12 miles southeast of the City of Carrollton. The Site is located on the southern portion of the Plant Wansley property. As part of the 2022 Integrated Resource Plan, the Georgia Public Service Commission approved decertification and retirement of the Plant Wansley Coal fired units on August 31, 2022.

The groundwater monitoring system is comprised of a comprehensive network of wells installed to meet federal and state monitoring requirements. After background groundwater conditions were established between August 2011 and July 2013, routine sampling and reporting began in accordance with the Solid Waste Handling Permit (074-005D(LI)) requirements specified in the Design and Operation (D&O) Plan that existed at that time. Georgia Environmental Protection Division (EPD) issued a Handling Permit for CCR, Permit No. 074-005D(CCR), on December 8, 2022, which replaced the former solid waste permit. In April 2026, EPD approved a Major Modification for the expansion of the landfill permit and associated construction has begun. Routine groundwater monitoring and reporting is conducted at the site pursuant to the Groundwater Monitoring Plan in the 2026 permit. The monitoring program meets the requirements of 40 CFR § 257.90 through § 257.95. Background groundwater conditions for Appendix III[2] and IV parameters[3] were established between May 2016 and August 2017, and background sampling for the updated well network begun in July 2026. Alternate Source Demonstrations (ASDs) completed in 2017-2025 have presented evidence demonstrating that statistically significant increases (SSIs)

[1] 80 FR 21468, Apr. 17, 2015, as amended at 81 FR 51807, Aug. 5, 2016; 83 FR 36452, July 30, 2018; 85 FR 53561, Aug. 28, 2020
[2] Boron, calcium, chloride, fluoride, pH, sulfate, and total dissolved solids (TDS)
[3] Antimony, arsenic, barium, beryllium, cadmium, chromium, cobalt, fluoride, lead, lithium, mercury, molybdenum, selenium, thallium, and radium 226+228

in groundwater are not due to a release from the unit. During the 2026 semiannual reporting period, the Site remained in detection monitoring.

During the 2026 semiannual reporting period, ACC conducted a groundwater sampling event in January 2026. Groundwater samples were submitted to Eurofins Environment Testing America for analysis. Per the CCR Rule, the groundwater results were evaluated in accordance with the certified statistical methods. That evaluation showed SSIs of Appendix III parameters in wells provided in the table below.

| Appendix III Parameter | January 2026 |
|---|---|
| Boron | GWC-12*, GWC-14*, GWC-35* |
| Chloride | GWC-14* |

* ASD has been approved by Georgia EPD.

Verified SSIs confirmed during the current monitoring period have been addressed by previous ASDs approved by Georgia EPD. Based on review of the Appendix III statistical results completed for the groundwater monitoring and corrective action program from January through June 2026, the Site will remain in detection monitoring. Georgia Power will continue detection groundwater monitoring and reporting at the Site. Reports will be posted to Georgia Power's website and provided to the Georgia EPD semiannually.

# TABLE OF CONTENTS

Section Page No.

1.0 INTRODUCTION ..... 1
1.1 Site Description and Background ..... 1
1.2 Regional Geology and Hydrogeologic Setting ..... 2
1.3 Groundwater Monitoring Well Network ..... 2
2.0 GROUNDWATER MONITORING ACTIVITIES ..... 2
2.1 Monitoring Well Installation and Maintenance ..... 3
2.2 Detection Monitoring Program ..... 3
2.3 Additional Sampling ..... 3
3.0 SAMPLE METHODOLOGY AND ANALYSIS ..... 4
3.1 Groundwater Flow Direction, Gradient, and Velocity ..... 4
3.2 Groundwater Sampling ..... 4
3.3 Laboratory Analyses ..... 5
3.4 Quality Assurance and Quality Control ..... 5
4.0 STATISTICAL ANALYSIS ..... 6
4.1 Appendix I and III Parameters Methods ..... 6
4.2 Statistical Analysis Results for Appendix I Parameters ..... 6
4.3 Statistical Analysis Results for Appendix III Parameters ..... 7
4.3.1 Summary of Appendix III SSIs in 2026 ..... 7
5.0 ALTERNATE SOURCE DEMONSTRATIONS ..... 7
6.0 MONITORING PROGRAM STATUS ..... 7
7.0 CONCLUSIONS AND FUTURE ACTIONS ..... 8
8.0 REFERENCES ..... 8

Tables

Table 1 – Monitoring Well Network Summary
Table 2 – Groundwater Event Summary
Table 3 – Summary of Required Groundwater Monitoring Parameters
Table 4 – Summary of Groundwater Elevations
Table 5 – Horizontal Groundwater Flow Velocity Calculations – January 2026
Table 6 – Groundwater Analytical Data Summary – January 2026
Table 7 – Surface Water Analytical Data Summary – January 2026
Table 8 – Statistical Method Summary

Figures

Figure 1 – Site Map
Figure 2 – Well Location Map
Figure 3 – Expansion Monitoring Network
Figure 4 – Potentiometric Contour Map – January 2026

Appendices

Appendix A – Laboratory Analytical and Field Sampling Reports
Laboratory Analytical and Field Sampling Reports – January 2026 Monitoring Event
Appendix B – Well Abandonment and Installation Report
Appendix C – Historical Surface Water Analytical Data
Appendix D – Statistical Analysis Reports
Statistical Analysis Reports – January 2026 Monitoring Event

# 1.0 INTRODUCTION

In accordance with the United States Environmental Protection Agency (US EPA) Coal Combustion Residuals (CCR) Rule [40 Code of Federal Regulations (CFR) 257 Subpart D] and the Georgia Environmental Protection Division (EPD) Rules for Solid Waste Management 391-3-4-.10, Atlantic Coast Consulting, Inc. (ACC) has prepared this *2026 Semiannual Groundwater Monitoring and Corrective Action Report* to document groundwater monitoring activities conducted at the Plant Wansley CCR Landfill (Site). Semiannual monitoring and reporting for the CCR Unit are performed in accordance with the monitoring requirements of 40 CFR § 257.90 through § 257.95 of the Federal CCR Rule and Georgia EPD Rules for Solid Waste Management 391-3-4-.10(6)(a).

Georgia EPD issued its approval of the Major Modification for CCR Permit No. 074-005D(CCR) on April 17, 2026, which superseded the permit issued on December 8, 2022, which in turn had replaced Georgia Solid Waste Permit No. 074-005D(LI). Routine groundwater monitoring and reporting is conducted at the Site pursuant to the Groundwater Monitoring Plan (GWMP) in the 2026 permit. This report provides the results of the sampling event conducted in January 2026 and includes results for: (1) a list of modified parameters derived from Appendix I of 40 CFR § 258 included in the Design and Operation (D&O) Plan in the permit; and (2) CCR detection monitoring sampling event for 40 CFR § 257 Appendix III parameters.

This document serves as the *2026 Semiannual Groundwater Monitoring and Corrective Action Report* in accordance with Georgia EPD Rule 391-3-4-.10(6)(a) and 40 CFR § 257.90(e). For ease of reference when discussing aspects of the CCR Rule, only the US EPA CCR Rules are cited within this report.

## 1.1 Site Description and Background

Plant Wansley is located in northeast Heard County and southeast Carroll County, Georgia, at 1371 Liberty Church Road, approximately 12 miles southeast of the City of Carrollton. The plant property encompasses approximately 5,100 acres and is bounded on the east by the Chattahoochee River (Figure 1, Site Map). As part of the 2022 Integrated Resource Plan, the Georgia Public Service Commission approved decertification and retirement of the Plant Wansley coal-fired units by August 31, 2022. The Site is located on the property south of the plant. With the approval of the Major Modification for Expansion, the Site now consists of four cells. Each cell of the Plant Wansley CCR Landfill was lined with a 60-mil thick high-density polyethylene (HDPE) liner underlain by a geosynthetic clay liner (GCL), a 2-foot compacted clay layer [maximum hydraulic conductivity of $1 \times 10^{-5}$ centimeters per second (cm/sec)], and structural fill. A leachate collection and removal system overlies the liner system to remove liquids and reduce head pressure on the liner.

In preparation for CCR Landfill Expansion-Cell 4, Georgia Power proactively removed previously placed CCR at Cells 1 and 2. Following CCR removal, protective cover and leachate collection systems were removed in preparation for reconstruction of the liner system in Cells 1-3. Georgia EPD issued its approval for Cell 2 to receive CCR on July 31, 2026.

Routine groundwater sampling and reporting began after background groundwater conditions were established between August 2011 and July 2013, prior to placement of waste, in accordance with the Solid Waste Permit requirements specified in the D&O Plan that existed at that time. The monitoring program has been modified to include Appendix III parameters to meet the requirements of 40 CFR § 257.90 through § 257.95. Background groundwater conditions

for Appendix III and IV parameters were established between May 2016 and August 2017. Background sampling for the updated well network began in July 2026.

## 1.2 Regional Geology and Hydrogeologic Setting

The Site is located in the Piedmont physiographic province of Georgia characterized by low, linear ridges separated by broad, open valleys trending northeast-southwest. The Piedmont contains predominately metamorphic rock of Precambrian to Paleozoic age. Over geologic time the Piedmont has experienced multiple events of uplift, folding and faulting, alteration, and erosion.

Soils in the Piedmont formed mostly from the in-place weathering of the underlying crystalline bedrock. Near the ground surface, the soils are silt- and clay-rich. Sand and fine sand become more prominent with depth. Furthermore, with increasing depth the weathered materials tend to retain details of the structural features of the underlying bedrock.

The Site is situated on several bedrock types composed of schist, gneiss, quartzite, and amphibolite identified in boring logs (Golder, 2018). Residual soils are primarily sandy silt, silty sand, sandy clay, and silty clay which overlie bedrock across the site. Saprolitic soils were described at variable thickness across the Site but were generally encountered at or near ground surface.

Groundwater occurs across the Site in the overburden soils, as well as in the underlying and hydraulically connected bedrock. Recharge to the bedrock originates from groundwater stored in low permeability, high porosity, clay- and silt-rich overburden material. Infiltration of groundwater through overburden material to bedrock occurs in areas of enhanced permeability (i.e., areas of high fracture density). The water table surface at the Site is a subdued mimic of the topography. The top of the rock surface generally follows topography and likely controls groundwater flow direction in the uppermost aquifer as well. Groundwater flow across the Site is generally to the east and northeast.

## 1.3 Groundwater Monitoring Well Network

A groundwater monitoring system was installed within the uppermost aquifer at the Site. The monitoring system is designed to monitor groundwater passing the waste boundary of the CCR Unit within the uppermost aquifer. Figure 2, Well Location Map, shows the monitoring well locations (Table 1, Monitoring Well Network Summary). Wells were located to serve as upgradient and downgradient monitoring points, based on groundwater flow direction.

# 2.0 GROUNDWATER MONITORING ACTIVITIES

Pursuant to 40 CFR § 257.90(e), the following describes monitoring-related activities performed during the semiannual monitoring period. There are no changes in the status of the monitoring program. All groundwater sampling was performed in accordance with 40 CFR § 257.93. Samples were collected in January 2026 from each well in the certified monitoring system shown on Figure 2, except for monitoring wells GWA-3 and GWC-31, which purged dry and only recovered sufficiently for limited representative sample collection during the January 2026 event.

## 2.1 Monitoring Well Installation and Maintenance

Changes were made to the groundwater monitoring system during the reporting period related to expansion construction. Monitoring wells are inspected semiannually to determine if any repairs or corrective actions are necessary to meet the requirements of the Georgia Water Well Standards Act (O.C.G.A. § 12-5-134(5)(d)(vii)). In January 2026, monitoring wells were inspected, and routine maintenance was performed as needed. Well inspection checklists completed during the reporting period are included in Appendix A, Laboratory Analytical and Field Sampling Reports. These well inspections were performed under the direction of a professional geologist or engineer registered in the State of Georgia. No repairs were conducted during the monitoring period.

As a part of the upcoming Cell 4 expansion at the Site, the groundwater monitoring network has been modified to incorporate the new cell. The updated groundwater monitoring well network for Cell 4 is described in the GWMP by Hodges, Harbin, Newberry & Tribble (HHNT), which was approved by Georgia EPD on January 26, 2026. For reference, the proposed well network depicting the upcoming changes is included as Figure 3, Expansion Monitoring Network. The well installation report, which incorporates the changes to the monitoring network, is included in Appendix B, Well Abandonment and Installation Report.

## 2.2 Detection Monitoring Program

Detection monitoring is performed on a semiannual basis in accordance with the approved Georgia EPD CCR Permit and the Site's GWMP. A semiannual sampling event was conducted in January 2026. A summary of groundwater sampling events completed during the reporting period is provided in Table 2, Groundwater Event Summary.

Groundwater samples from wells in the detection monitoring system were collected from each monitoring well and analyzed for:

- A state-modified Appendix I list of detection parameters according to Georgia EPD Handling Permit for CCR [No. 074-005D(CCR)]. The state-modified Appendix I parameter list includes antimony, arsenic, barium, beryllium, cadmium, chromium, cobalt, copper, lead, mercury, nickel, selenium, silver, thallium, vanadium, and zinc.
- Appendix III parameters according to 40 CFR § 257.94(a).

The parameters required by Appendix I and Appendix III are summarized in Table 3, Summary of Required Groundwater Monitoring Parameters. Copies of the analytical data packages for the semiannual detection monitoring events are included in Appendix A.

## 2.3 Additional Sampling

Surface water samples were collected from SWA-1, SWC-3, SWC-5, SWA-6, and SWC-7 during the January 2026 event. Locations SWC-2, SWC-4, SWC-8, and SWC-9 were dry at the time of sampling during the January 2026 event. Field parameter logs and laboratory analytical reports for surface water samples collected during the January 2026 monitoring event are included in Appendix A. A tabular summary of historical surface water monitoring results is presented in Appendix C, Historical Surface Water Analytical Data, and includes data from the current monitoring event as well as each of the historical monitoring events.

Additional geochemical analytical data was collected during the January 2026 event for evaluation purposes only.

# 3.0 SAMPLE METHODOLOGY AND ANALYSIS

The following sections describe the methods used to conduct groundwater monitoring at the Site during the semiannual monitoring period.

## 3.1 Groundwater Flow Direction, Gradient, and Velocity

Prior to sampling, groundwater elevations were recorded from each well in the network at the Site. Groundwater elevations recorded during the monitoring event are summarized in Table 4, Summary of Groundwater Elevations. Groundwater elevation data was used to develop Figure 4, Potentiometric Contour Map – January 2026. As shown on Figure 4, groundwater flows semi-radially from topographic highs near GWA-2 and GWA-28. A thorough review of historical groundwater elevations and flow directions, including data from older suitability borings from within the waste footprint which have since been properly abandoned, has been completed. As appropriate, this data has been utilized to more accurately represent groundwater flow direction under the waste footprint while remaining consistent with elevations observed in current groundwater monitoring wells during recent monitoring events.

The horizontal groundwater flow velocity at the Site was calculated using a derivation of Darcy's Law. Specifically:

Equation

$$v = \frac{K(i)}{ne}$$

where:
v = groundwater velocity
K = hydraulic conductivity
i = hydraulic gradient
ne = effective porosity

Groundwater flow velocities were calculated for the Site based on hydraulic gradients, average hydraulic conductivity based on previous slug test data, and an estimated effective porosity of 0.10 (SCS, 2007). The groundwater flow velocity has been calculated and is tabulated on Table 5, Horizontal Groundwater Flow Velocity Calculations – January 2026. The calculated flow velocity was approximately 0.46 feet per day during the January 2026 event. Calculated groundwater velocities across the Site are generally consistent with historical calculations and site-specific geology; therefore, confirming the groundwater monitoring network as properly located to monitor the uppermost aquifer.

## 3.2 Groundwater Sampling

Groundwater samples were collected using low-flow sampling procedures in accordance with 40 CFR § 257.93(a) and the D&O Plan. Purging and sampling was performed using either a peristaltic pump, dedicated QED bladder pump, or non-dedicated QED bladder pump. Pump intakes were located at the midpoint of the well screen (or as appropriately determined by the water level). Any non-disposable equipment was decontaminated before use and between well locations using procedures described in the latest version of the Region IV US EPA Lab Services and Applied Science Division (LSASD) Field Equipment Cleaning and Decontamination as a guide (US EPA, 2025).

Monitoring wells were purged and sampled using low-flow sampling procedures. An Aqua Troll (In-Situ field instrument) was used to monitor and record field water quality parameters (pH, specific conductance, oxidation-reduction potential [ORP], dissolved oxygen [DO], and temperature) during well purging prior to sampling. Turbidity was measured using a Hach 2100Q

portable turbidimeter. Groundwater samples were collected when the following stabilization criteria were met:

- ± 0.1 standard units for pH
- ± 5% for specific conductance
- ± 10% for DO, or 0.2 milligrams per liter (mg/L), whichever is greater. No criterion applies if DO < 0.5 mg/L
- Turbidity measurements less than 5 nephelometric turbidity units (NTU)

Once stabilization was achieved, samples were collected directly into appropriately preserved laboratory-supplied sample containers. Sample bottles were placed in ice-packed coolers and submitted to Eurofins Environment Testing America (Eurofins) following chain-of-custody protocol. Stabilization logs for each well during the monitoring event are included in Appendix A.

## 3.3 Laboratory Analyses

Laboratory analyses were performed by Eurofins. Eurofins is accredited by the National Environmental Laboratory Accreditation Program (NELAP) and maintains a NELAP certification for the parameters analyzed for this project. In addition, Eurofins is certified to perform analysis by the State of Georgia. Analytical results collected during the monitoring period are summarized in Table 6, Groundwater Analytical Data Summary – January 2026. Surface water analytical results collected during the monitoring period are presented in Table 7, Surface Water Analytical Data Summary – January 2026. Additional geochemical analytical data collected during January 2026 are also summarized in Tables 6 and 7. Analytical methods used for groundwater monitoring parameters, chain-of-custody records, and analytical results are provided in laboratory reports in Appendix A.

## 3.4 Quality Assurance and Quality Control

During each sampling event, quality assurance/quality control (QA/QC) samples are collected at a rate of one set per every 10 or 20 detection samples in accordance with the GWMP. Equipment blanks (where non-dedicated sampling equipment is used) were collected at a rate of one set per 10 detection samples, while field blanks (where dedicated sampling equipment is used) and duplicate samples were collected at a minimum rate of one set per 20 detection samples. QA/QC sample data were evaluated during data validation and are included in Appendix A.

Groundwater quality data in this report was validated in accordance with US EPA guidance (US EPA, 2011) and the analytical methods. Data validation generally consisted of reviewing sample integrity, holding times, laboratory method blanks, laboratory control samples, matrix spike/matrix spike duplicate recoveries and relative percent differences (RPDs), post digestion spikes, laboratory and field duplicate RPDs, field and equipment blanks, and reporting limits (RLs). Where appropriate, validation qualifiers and flags are applied to the data using US EPA procedures as guidance (US EPA, 2017). Data validation summaries are included in Appendix A.

Values followed by a "J" flag in Tables 6 and 7 indicate that the result is an estimated parameter concentration detected between the method detection limit (MDL) and the laboratory RL. The estimated value is positively identified but is below the lowest level that can be reliably achieved within specified limits of precision and accuracy under routine laboratory operating conditions. “J” flagged data is used to establish background statistical limits but are not used when performing statistical analyses or calculating RPDs. The validated data meet project objectives and the associated data validation reports are provided in Appendix A, along with the laboratory reports.

# 4.0 STATISTICAL ANALYSIS

The statistical method used at the Site was developed by Groundwater Stats Consulting, LLC (GSC), using methodology presented in *Statistical Analysis of Groundwater Data at RCRA Facilities, Unified Guidance*, March 2009, US EPA 530/ R-09-007 (US EPA, 2009).

Statistical analyses of January 2026 groundwater monitoring data were performed by GSC following the appropriate certified statistical methodology for the Site in the GWMP. A summary of the statistical methodology used at the Site for routine groundwater monitoring is provided in Table 8, Statistical Method Summary. Statistical analysis methods and results are provided in Appendix D, Statistical Analysis Reports. The methods and results are summarized in the following sections.

## 4.1 Appendix I and III Parameters Methods

To develop the statistical methods, analytical data collected during the background period was evaluated and used to develop statistical limits for each Appendix I and III parameter. Sanitas groundwater statistical software was used to screen the data and perform the statistical analyses. Sanitas is a decision support software package that incorporates the statistical tests required of Subtitle C and D facilities by US EPA regulations.

Interwell prediction limits (PLs) pool upgradient well data to establish a background limit for an individual parameter, and the most recent sample from each downgradient well is compared to the same limit for each parameter. Intrawell PLs are constructed from historical data within a given well, and the most recent sample is compared to background.

Statistical tests used to evaluate permit-required Appendix I groundwater monitoring data consist of intrawell PLs combined with a 1-of-2 verification resample plan for the permit-required Appendix I parameters.

Statistical tests used to evaluate Appendix III groundwater monitoring data consist of interwell PLs combined with a 1-of-2 verification resample plan for parameters boron, calcium, chloride, and fluoride. Monitoring results for pH, sulfate, and total dissolved solids (TDS) were evaluated using intrawell PLs combined with a 1-of-2 verification resample plan.

Intrawell statistical methods are a conservative first step that may be overly sensitive to natural variation, particularly for nonparametric limits with small background sample sizes. Therefore, in instances where an apparent Appendix I or III statistically significant increase (SSI) is identified by intrawell statistical methods, interwell statistical methods may be used as a reasonable second step to determine sitewide background.

If data from a sampling event initially exceeds the PL, the resampling strategy may be used to verify the result. In 1-of-2 resampling, one independent resample may be collected and evaluated within 90 days to determine whether the initial exceedance is verified. If a resample exceeds the PL, the initial exceedance is verified, and an SSI is identified. When a resample result does not verify the initial result, and does not exceed the PL, there is no SSI. If resampling is not performed, the initial exceedance is a confirmed SSI.

## 4.2 Statistical Analysis Results for Appendix I Parameters

Analytical data from the monitoring event in January 2026 was statistically analyzed in accordance with the statistical methods. The statistical analysis and comparison to PLs are included in Appendix D.

Based on the statistical results presented in Appendix D, evaluation of parameters exhibiting initial exceedances of the intrawell statistical analysis identified unverified exceedances for barium in GWC-6, GWC-20, and GWC-35. The barium results were not identified as exceedances of the interwell PLs by utilizing the two-step approach.

## 4.3 Statistical Analysis Results for Appendix III Parameters

Analytical data from the monitoring event in January 2026 was statistically analyzed in accordance with the statistical methods. The statistical analysis and comparison to PLs are included in Appendix D.

Based on the statistical results presented in Appendix D, evaluation of the statistical analysis identified verified SSIs for boron in GWC-12, GWC-14, and GWC-35 and chloride in GWC-14. Therefore, the exceedances identified during the January 2026 event include:

- Boron: GWC-12, GWC-14, and GWC-35
- Chloride: GWC-14

### 4.3.1 Summary of Appendix III SSIs in 2026

The boron SSIs identified for GWC-12 and GWC-14 are consistent with conditions outlined by Alternate Source Demonstrations (ASDs) completed in April 2018 (ACC, 2018) and August 2022 (ACC, 2022). The boron SSI identified for GWC-35 is consistent with conditions outlined by ASDs completed in April 2024 (ACC, 2024) and May 2025 (ACC, 2025). The chloride SSI identified for GWC-14 is consistent with conditions outlined by ASDs completed in April 2018 (ACC, 2018) and August 2022 (ACC, 2022). These SSIs have been addressed by Georgia EPD approved ASDs. Therefore, the Site will remain in detection monitoring.

# 5.0 ALTERNATE SOURCE DEMONSTRATIONS

ASDs were previously submitted to Georgia EPD under separate report covers to address SSIs of Appendix I and Appendix III parameters. Based on Georgia EPD guidance, ASDs no longer require concurrence if an SSI has not been detected for two consecutive events, which indicates natural variability. SSIs confirmed in GWC-12 and GWC-14 during this reporting period have been addressed by an August 2022 update to the April 2018 ASD, both of which have been approved by Georgia EPD, as listed in the table below. The SSI for boron in GWC-35 was addressed by an ASD submitted in May 2025, which was an update to an ASD submitted in April 2024.

| Reference | SSI(s) | Well(s) | Status |
|---|---|---|---|
| Atlantic Coast Consulting, Inc., Alternate Source Demonstration – Plant Wansley CCR Landfill, April 2018, updated August 2022. | boron | GWC-12 and GWC-14 | Approved October 19, 2022 |
| | chloride | GWC-14 | |
| Atlantic Coast Consulting, Inc., Alternate Source Demonstration – Plant Wansley CCR Landfill, April 2024, updated May 2025. | boron | GWC-35 | Approved September 5, 2025 |

# 6.0 MONITORING PROGRAM STATUS

In accordance with 40 CFR § 257.94(e) and § 257.95 and Georgia's Solid Waste Management Rule 391-3-4-.10, the Site will remain in detection monitoring. Verified SSIs for Appendix III parameters during the January 2026 monitoring event have been addressed by previous ASDs.

As part of the Cell 4 expansion at the Site, the groundwater monitoring network has been modified to incorporate the new cell. The proposed groundwater monitoring well network for Cell 4 is described in the revised GWMP submitted by HHNT on November 6, 2025, which is currently under review by Georgia EPD. Future well installation reports for these wells will be included in the Site's annual report. Figure 3 shows the expansion monitoring network including the abandoned groundwater monitoring wells and the new groundwater monitoring wells. The new groundwater monitoring wells will be sampled for their first background sampling event in July 2026 and sampled quarterly thereafter until eight events have been completed.

## 7.0 CONCLUSIONS AND FUTURE ACTIONS

This *2026 Semiannual Groundwater Monitoring and Corrective Action Report, Georgia Power Company – Plant Wansley CCR Landfill* was prepared to fulfill the requirements of US EPA's CCR Rule 257.90(e) and Georgia EPD Rules for Solid Waste Management Chapter 391-3-4-.10.

Statistical evaluations of the groundwater monitoring data for the Site identified SSIs of Appendix III groundwater monitoring parameters. Verified SSIs have been addressed by Georgia EPD approved ASDs, and the Site remains in detection monitoring.

The next semiannual monitoring event is tentatively scheduled for July 2026.

## 8.0 REFERENCES

Atlantic Coast Consulting, Inc. (ACC), *Alternate Source Demonstration - Addendum –Plant Wansley CCR Landfill*, April 2018a.

Atlantic Coast Consulting, Inc. (ACC), *Alternate Source Demonstration –Plant Wansley CCR Landfill*, June 2018b.

Atlantic Coast Consulting, Inc. (ACC), *Alternate Source Demonstration –Plant Wansley CCR Landfill*, December 2018c.

Atlantic Coast Consulting, Inc. (ACC), *Alternate Source Demonstration –Plant Wansley CCR Landfill*, December 2019.

Atlantic Coast Consulting, Inc. (ACC), *Alternate Source Demonstration –Plant Wansley CCR Landfill*, April 2020a.

Atlantic Coast Consulting, Inc. (ACC), *Alternate Source Demonstration –Plant Wansley CCR Landfill*, August 2020b.

Atlantic Coast Consulting, Inc. (ACC), *Alternate Source Demonstration – Addendum –Plant Wansley CCR Landfill*, August 2022.

Atlantic Coast Consulting, Inc. (ACC), *Alternate Source Demonstration – 2023 Addendum –Plant Wansley CCR Landfill*, May 2023.

Atlantic Coast Consulting, Inc. (ACC), *Alternate Source Demonstration –Plant Wansley CCR Landfill*, April 2024.

Atlantic Coast Consulting, Inc. (ACC), *Alternate Source Demonstration – Addendum –Plant Wansley CCR Landfill*, May 2025.

Georgia Environmental Protection Division, 1997. *Criteria for Performing Site Acceptability Studies for Solid Waste Landfills in Georgia – Circular 14.*

Georgia Power Company, 2017. *Alternate Source Demonstration for Plant Wansley Disposal Facility Groundwater Monitoring Network*, Plant Wansley Disposal Facility, March 2017.

Geosyntec Consultants, 2025. *2024 Annual Groundwater Monitoring and Corrective Action Report -Plant Wansley Ash Pond 1 (AP-1)*, January 2025.

Golder Associates, Inc. *Geologic and Hydrogeologic Report – Plant Wansley*, November 2018.

Groundwater Stats Consulting, 2019. *Plant Wansley Landfill Background Data Screening & Recommended Statistical Methods*. August 2019.

Groundwater Stats Consulting, 2026. *Plant Wansley Landfill – January/February 2026 Background Update & Statistical Analysis*. August 2026.

Hodges, Harbin, Newberry & Tribble, Inc. (HHNT), 2025. *Groundwater Monitoring Plan*. November 2025.

Sanitas: Groundwater Statistical Software, Sanitas Technologies, Shawnee, KS, 2007.

Southern Company Services, Inc. 2017. *Alternate Source Demonstration for Plant Wansley Disposal Facility Groundwater Monitoring Network.*

Southern Company Services, Inc. 2007. *Georgia Power Company Plant Wansley Proposed Coal Combustion By-Product Disposal Facility Site Acceptability Report – Revision 1.*

US EPA, 1989. Waste Management Division Office of Solid Waste, EPA 530/SW89-031 Interim Final RCRA Investigation (RFI) Guidance, Volume II of IV.

US EPA, 2009. *Unified Guidance*, Statistical Analysis of Groundwater Monitoring Data at RCRA Facilities. Office of Solid Waste Management Division, US EPA, Washington, D.C.

US EPA, 2011, *Region IV Data Validation Standard Operating Procedures.* Science and Ecosystem Support Division. Athens, Georgia.

US EPA, 2017. *National Functional Guidelines for Inorganic Superfund Methods Data Review,* Office of Superfund Remediation and Technology Innovation. OLEM 9355.0-135 [US EPA-540-R-2017-001]. Washington, DC.

US EPA, 2025. Field Equipment Cleaning and Decontamination – Operating Procedure: LSADPROC-205-R5, Athens, Georgia, 16 p.

US EPA, 2023. Groundwater Sampling – Operating Procedure: LSASDPROC-301-R6, Athens, Georgia. 36 p.

# TABLES

# Table 1
## Monitoring Well Network Summary
## Georgia Power Company
## Plant Wansley CCR Landfill
## Heard County, GA

| Well ID | Well Designation | Location | Northing | Easting | Ground Surface Elevation (feet) | Top of Casing Elevation (feet) | Top of Screen Elevation (feet) | Bottom of Screen Elevation (feet) | Total Well Depth (feet below top of casing) | Groundwater Zone Screened | Installation Date |
|---|---|---|---|---|---|---|---|---|---|---|---|
| GWA-1 | Detection | Upgradient | 1236940.49 | 2027869.31 | 774.93 | 778.02 | 738.53 | 728.53 | 49.79 | PWR | 03/03/2011 |
| GWA-2* | Detection | Upgradient | 1237147.60 | 2027481.39 | 813.07 | 816.16 | 766.37 | 756.37 | 60.09 | Bedrock | 03/03/2011 |
| GWA-2A | Detection | Upgradient | 1237014.11 | 2027434.49 | 810.40 | 812.91 | 764.10 | 754.10 | 59.12 | PWR/Bedrock | 03/20/2026 |
| GWA-3* | Detection | Upgradient | 1237240.36 | 2027158.40 | 787.27 | 790.64 | 769.57 | 759.57 | 31.37 | Bedrock | 03/03/2011 |
| GWA-3A | Detection | Upgradient | 1237130.07 | 2027067.27 | 786.00 | 788.45 | 753.00 | 743.00 | 45.73 | Bedrock | 03/17/2026 |
| GWA-4* | Detection | Upgradient | 1237254.83 | 2026747.92 | 776.51 | 779.54 | 749.31 | 739.31 | 40.53 | PWR, CL-ML, SC | 02/11/2011 |
| GWA-4A | Detection | Upgradient | 1237157.05 | 2026728.59 | 780.14 | 782.77 | 751.94 | 741.94 | 41.17 | PWR | 03/21/2026 |
| GWC-5* | Detection | Downgradient | 1237692.42 | 2026716.41 | 753.08 | 755.91 | 725.38 | 715.38 | 40.83 | Bedrock | 02/10/2011 |
| GWC-6* | Detection | Downgradient | 1237924.67 | 2027012.89 | 746.86 | 749.98 | 729.16 | 719.16 | 31.12 | PWR, Bedrock | 02/10/2011 |
| GWC-7* | Detection | Downgradient | 1238261.86 | 2027268.99 | 728.13 | 731.15 | 715.43 | 705.43 | 26.02 | Bedrock | 02/10/2011 |
| GWC-8* | Detection | Downgradient | 1238501.55 | 2027640.45 | 720.35 | 723.46 | 713.65 | 703.65 | 20.11 | Bedrock | 02/22/2011 |
| GWC-9* | Detection | Downgradient | 1238673.12 | 2027891.35 | 709.71 | 712.65 | 703.51 | 693.51 | 19.44 | Bedrock, GP | 02/23/2011 |
| GWC-10 | Detection | Downgradient | 1238949.94 | 2028308.44 | 706.29 | 709.44 | 697.74 | 687.74 | 22.42 | ML, Bedrock | 07/12/2011 |
| GWC-11 | Detection | Downgradient | 1238930.02 | 2028592.08 | 697.89 | 701.05 | 693.19 | 683.19 | 18.16 | SP/SM | 02/23/2011 |
| GWC-12 | Detection | Downgradient | 1238738.52 | 2028921.56 | 721.02 | 724.06 | 693.82 | 683.82 | 40.54 | Bedrock | 02/24/2011 |
| GWC-13 | Detection | Downgradient | 1238622.44 | 2029289.86 | 691.12 | 694.08 | 613.92 | 603.92 | 90.46 | GP, Bedrock | 02/28/2011 |
| GWC-14 | Detection | Downgradient | 1238428.07 | 2029551.52 | 688.59 | 692.63 | 678.59 | 668.59 | 24.34 | SM | 06/28/2011 |
| GWC-15 | Detection | Downgradient | 1238163.93 | 2029814.36 | 684.38 | 687.44 | 646.68 | 636.68 | 51.06 | PWR, Bedrock | 02/28/2011 |
| GWC-16 | Detection | Downgradient | 1237809.03 | 2029989.71 | 687.13 | 690.32 | 673.73 | 663.73 | 26.89 | SM | 06/28/2011 |
| GWC-17 | Detection | Downgradient | 1237469.64 | 2029801.29 | 701.65 | 704.55 | 661.65 | 651.65 | 53.20 | SC | 06/28/2011 |
| GWC-18 | Detection | Downgradient | 1237097.77 | 2029691.53 | 697.42 | 700.31 | 680.22 | 670.22 | 30.39 | SM, PWR | 03/01/2011 |
| GWC-19 | Detection | Downgradient | 1236841.16 | 2029323.11 | 694.54 | 698.47 | 670.34 | 660.34 | 38.43 | ML/PWR | 07/13/2011 |
| GWC-20 | Detection | Downgradient | 1236645.57 | 2029149.57 | 703.33 | 706.29 | 645.63 | 635.63 | 70.96 | PWR | 03/01/2011 |
| GWC-21 | Detection | Downgradient | 1236230.06 | 2028634.08 | 717.32 | 721.02 | 693.02 | 683.02 | 38.30 | SM | 07/12/2011 |
| GWC-22 | Detection | Downgradient | 1236396.22 | 2028325.64 | 741.04 | 744.17 | 677.34 | 667.34 | 77.13 | PWR | 03/02/2011 |
| GWC-23 | Detection | Downgradient | 1236657.67 | 2028089.81 | 770.46 | 773.41 | 715.76 | 705.76 | 67.95 | PWR | 03/02/2011 |
| GWC-24* | Detection | Downgradient | 1237355.54 | 2026407.92 | 787.48 | 790.37 | 749.58 | 739.58 | 51.09 | SM, PWR | 02/15/2011 |
| GWC-24A | Detection | Downgradient | 1237226.62 | 2026372.48 | 782.17 | 784.96 | 742.17 | 732.17 | 53.09 | PWR | 04/08/2026 |
| GWC-25* | Detection | Downgradient | 1237404.61 | 2026089.46 | 809.37 | 812.36 | 761.37 | 751.37 | 61.29 | PWR, Bedrock | 02/15/2011 |
| GWC-25A | Detection | Downgradient | 1237236.15 | 2026062.83 | 815.99 | 818.43 | 745.49 | 735.49 | 83.21 | PWR/Bedrock | 04/03/2026 |
| GWC-26 | Detection | Downgradient | 1237625.00 | 2025790.42 | 782.56 | 785.60 | 736.36 | 726.36 | 59.54 | SM, PWR | 02/16/2011 |
| GWC-27 | Detection | Downgradient | 1237829.15 | 2025522.92 | 811.38 | 814.32 | 753.68 | 743.68 | 70.94 | PWR, Bedrock | 02/16/2011 |
| GWA-28 | Detection | Upgradient | 1237995.74 | 2025182.65 | 846.33 | 849.16 | 813.63 | 803.63 | 45.83 | Bedrock | 02/22/2011 |
| GWA-29 | Detection | Upgradient | 1238288.93 | 2024984.27 | 831.70 | 834.67 | 787.90 | 777.90 | 57.07 | Bedrock | 06/27/2011 |
| GWC-30 | Detection | Downgradient | 1238565.49 | 2025118.88 | 788.46 | 791.10 | 751.76 | 741.76 | 49.64 | SM | 02/17/2011 |
| GWC-31* | Detection | Downgradient | 1238701.92 | 2025618.17 | 793.57 | 797.50 | 769.97 | 759.97 | 38.03 | Bedrock | 06/21/2011 |
| GWC-31A | Detection | Downgradient | 1238711.38 | 2025563.33 | 782.49 | 785.25 | 742.29 | 732.29 | 53.24 | Bedrock | 04/12/2026 |
| GWC-32 | Detection | Downgradient | 1238774.04 | 2025876.12 | 782.17 | 785.38 | 764.47 | 754.47 | 31.21 | Bedrock | 02/18/2011 |
| GWC-33* | Detection | Downgradient | 1238818.01 | 2026322.50 | 757.02 | 760.05 | 746.32 | 736.32 | 24.03 | PWR, Bedrock | 02/18/2011 |
| GWC-34* | Detection | Downgradient | 1238558.69 | 2026569.25 | 732.49 | 735.40 | 694.99 | 684.99 | 50.91 | SP, Bedrock | 02/21/2011 |
| GWC-35* | Detection | Downgradient | 1238243.50 | 2026822.29 | 728.11 | 730.64 | 700.41 | 690.41 | 40.53 | PWR, Bedrock | 02/08/2011 |
| GWC-36 | Detection | Downgradient | 1238871.11 | 2026259.28 | 767.29 | 770.27 | 727.19 | 717.19 | 53.37 | Bedrock | 04/10/2026 |
| GWC-37 | Detection | Downgradient | 1239012.57 | 2026624.13 | 749.17 | 752.75 | 719.77 | 709.77 | 43.29 | PWR | 03/03/2026 |
| GWC-38 | Detection | Downgradient | 1239081.31 | 2027010.24 | 750.70 | 753.22 | 719.90 | 709.90 | 43.65 | PWR | 03/04/2026 |
| GWC-39 | Detection | Downgradient | 1239096.82 | 2027479.86 | 752.59 | 755.51 | 712.69 | 702.69 | 53.15 | PWR | 04/13/2026 |
| GWC-40 | Detection | Downgradient | 1238930.25 | 2027915.68 | 715.73 | 718.44 | 680.73 | 670.73 | 48.02 | Bedrock | 03/08/2026 |

Notes:
Elevations shown are in datum NAVD88, which indicates feet in elevation referenced to the North American Vertical Datum 1988.
Georgia State Plane NAD83 West Zone referenced for horizontal datum.
Survey points measured at nail or known reference point.
Groundwater Zone Screened references USCS ASTM 2488 Visual Manual Group Symbol or well survey.
PWR = Partially weathered rock.
Well screen elevations are calculated by subtracting the depths to top and bottom of the well screen from the ground surface elevation.
* Well was abandoned between March 9 and April 2, 2026.

Table 2
Groundwater Event Summary
Georgia Power Company
Plant Wansley CCR Landfill
Heard County, GA

| Well ID | Hydraulic Location | Well Designation | January 20 - February 11, 2026 |
|---|---|---|---|
| | | | Detection Event |
| GWA-1 | Upgradient | Detection | X |
| GWA-2 | Upgradient | Detection | X |
| GWA-3 | Upgradient | Detection | X |
| GWA-4 | Upgradient | Detection | X |
| GWC-5 | Downgradient | Detection | X |
| GWC-6 | Downgradient | Detection | X |
| GWC-7 | Downgradient | Detection | X |
| GWC-8 | Downgradient | Detection | X |
| GWC-9 | Downgradient | Detection | X |
| GWC-10 | Downgradient | Detection | X |
| GWC-11 | Downgradient | Detection | X |
| GWC-12 | Downgradient | Detection | X |
| GWC-13 | Downgradient | Detection | X |
| GWC-14 | Downgradient | Detection | X |
| GWC-15 | Downgradient | Detection | X |
| GWC-16 | Downgradient | Detection | X |
| GWC-17 | Downgradient | Detection | X |
| GWC-18 | Downgradient | Detection | X |
| GWC-19 | Downgradient | Detection | X |
| GWC-20 | Downgradient | Detection | X |
| GWC-21 | Downgradient | Detection | X |
| GWC-22 | Downgradient | Detection | X |
| GWC-23 | Downgradient | Detection | X |
| GWC-24 | Downgradient | Detection | X |
| GWC-25 | Downgradient | Detection | X |
| GWC-26 | Downgradient | Detection | X |
| GWC-27 | Downgradient | Detection | X |
| GWA-28 | Upgradient | Detection | X |
| GWA-29 | Upgradient | Detection | X |
| GWC-30 | Downgradient | Detection | X |
| GWC-31 | Downgradient | Detection | X |
| GWC-32 | Downgradient | Detection | X |
| GWC-33 | Downgradient | Detection | X |
| GWC-34 | Downgradient | Detection | X |
| GWC-35 | Downgradient | Detection | X |

Notes:
X - Indicates well sampled during event
Detection Event includes Appendix III and Appendix I parameters.

Table 3
Summary of Required Groundwater Monitoring Parameters
Georgia Power Company
Plant Wansley CCR Landfill
Heard County, GA

| Appendix III (40 CFR 257) | Appendix IV (40 CFR 257) | Modified Appendix I Metals (State Permit) |
|---|---|---|
| Boron | Antimony | Antimony |
| Calcium | Arsenic | Arsenic |
| Chloride | Barium | Barium |
| Fluoride | Beryllium | Beryllium |
| pH | Cadmium | Cadmium |
| Sulfate | Chromium | Chromium |
| Total Dissolved Solids | Cobalt | Cobalt |
| | Fluoride | Copper |
| | Lead | Lead |
| | Lithium | Mercury |
| | Mercury | Nickel |
| | Molybdenum | Selenium |
| | Radium 226 and 228 Combined | Silver |
| | Selenium | Thallium |
| | Thallium | Vanadium |
| | | Zinc |

Table 4
Summary of Groundwater Elevations
Georgia Power Company
Plant Wansley CCR Landfill
Heard County, GA

| | | January 2026 | |
|---|---|---|---|
| Well ID | Top of Casing Elevation (feet) | Depth to Water (feet) | Groundwater Elevation (feet) |
| GWA-1 | 778.02 | 25.51 | 752.51 |
| GWA-2 | 816.16 | 47.11 | 769.05 |
| GWA-3 | 790.64 | 29.66 | 760.98 |
| GWA-4 | 779.54 | 26.95 | 752.59 |
| GWC-5 | 755.91 | 19.45 | 736.46 |
| GWC-6 | 749.98 | 18.50 | 731.48 |
| GWC-7 | 731.15 | 8.49 | 722.66 |
| GWC-8 | 723.46 | 9.47 | 713.99 |
| GWC-9 | 712.65 | 7.12 | 705.53 |
| GWC-10 | 709.44 | 11.91 | 697.53 |
| GWC-11 | 701.05 | 6.38 | 694.67 |
| GWC-12 | 724.06 | 27.21 | 696.85 |
| GWC-13 | 694.08 | 6.36 | 687.72 |
| GWC-14 | 692.63 | 9.85 | 682.78 |
| GWC-15 | 687.44 | 6.44 | 681.00 |
| GWC-16 | 690.32 | 10.10 | 680.22 |
| GWC-17 | 704.55 | 20.40 | 684.15 |
| GWC-18 | 700.31 | 13.31 | 687.00 |
| GWC-19 | 698.47 | 7.79 | 690.68 |
| GWC-20 | 706.29 | 7.11 | 699.18 |
| GWC-21 | 721.02 | 18.07 | 702.95 |
| GWC-22 | 744.17 | 29.48 | 714.69 |
| GWC-23 | 773.41 | 38.85 | 734.56 |
| GWC-24 | 790.37 | 47.81 | 742.56 |
| GWC-25 | 812.36 | 51.72 | 760.64 |
| GWC-26 | 785.60 | 33.00 | 752.60 |
| GWC-27 | 814.32 | 46.96 | 767.36 |
| GWA-28 | 849.16 | 27.19 | 821.97 |
| GWA-29 | 834.67 | 42.37 | 792.30 |
| GWC-30 | 791.10 | 28.47 | 762.63 |
| GWC-31 | 797.50 | 35.76 | 761.74 |
| GWC-32 | 785.38 | 28.48 | 756.90 |
| GWC-33 | 760.05 | 13.75 | 746.30 |
| GWC-34 | 735.40 | 5.55 | 729.85 |
| GWC-35 | 730.64 | 8.65 | 721.99 |

Notes:
Elevations referenced to the North American Vertical Datum 1988.
Groundwater elevations measured January 20, 2026.

Table 5
Horizontal Groundwater Flow Velocity Calculations - January 2026
Georgia Power Company
Plant Wansley CCR Landfill
Heard County, GA

| Well Pair | Groundwater Elevations in Well Pairs (feet) | | Change in Elevation (feet) | Distance Between Well 1 and Well 2 (feet) | Hydraulic Gradient (i) | Average Hydraulic Conductivity (K) (feet per day) | Estimated Effective Porosity (ne) | Calculated Groundwater Flow Velocity (feet per day) | Calculated Groundwater Flow Velocity (feet per year) |
|---|---|---|---|---|---|---|---|---|---|
| GWA-1 to GWC-20 | 752.51 | 699.18 | 53.33 | 1314 | 0.041 | 1.16 | 0.10 | 0.48 | 174 |
| GWA-2 to GWC-7 | 769.05 | 722.66 | 46.39 | 1134 | 0.041 | 1.16 | 0.10 | 0.48 | 174 |
| GWA-4 to GWC-5 | 752.59 | 736.46 | 16.13 | 438.8 | 0.037 | 1.16 | 0.10 | 0.43 | 157 |
| **Average** | | | | | **0.040** | **1.16** | **0.10** | **0.46** | **168** |

Notes:
In-situ hydraulic conductivity (slug) tests at the Site calculated an average of 1.16 feet per day (Site Acceptability Report, Southern Company Services, 2007).
Effective porosity of 10% was selected for Gravelly Clayey Silts from Handbook of Hydrology (Maidment, 1993).
See Figure 3 for illustrated flow paths.
Groundwater flow velocity equation: V = (K* i)/ne, where V is groundwater velocity, K is hydraulic conductivity, i is hydraulic gradient, and ne is effective porosity.

Table 6
Groundwater Analytical Data Summary - January 2026
Georgia Power Company
Plant Wansley CCR Landfill
Heard County, GA

| | Sample Location | GWA-1 | GWA-2 | GWA-3 | GWA-4 | GWC-5 | GWC-6 | GWC-7 | GWC-8 | GWC-9 |
|---|---|---|---|---|---|---|---|---|---|---|
| | Sample Date | 01/20/2026 | 01/20/2026 | 01/21/2026 | 01/20/2026 | 01/21/2026 | 01/20/2026 | 01/22/2026 | 01/22/2026 | 01/22/2026 |
| ANALYTE | UNITS | | | | | | | | | |
| **Appendix III** | | | | | | | | | | |
| Boron | mg/L | < 0.026 | < 0.026 | < 0.026 | < 0.026 | < 0.026 | < 0.026 | < 0.026 | < 0.026 | 0.061 J |
| Calcium | mg/L | 0.81 | 5.2 | 58 | 35 | 35 | 18 | 39 | 25 | 9.9 |
| Chloride | mg/L | 2.9 | 3.1 | NA | 12 | 9.1 | 6.6 | 16 | 4.9 | 9.0 |
| Fluoride | mg/L | 0.13 J | 0.13 J | NA | 0.13 J | 0.14 J | 0.17 J | 0.28 | 0.13 J | 0.14 J |
| pH, Field | SU | 5.46 | 5.61 | 6.08 | 6.00 | 6.36 | 5.71 | 6.36 | 5.87 | 5.50 |
| Sulfate | mg/L | < 0.77 | 18 | NA | 11 | 31 | 12 | 36 | 68 | 12 |
| Total Dissolved Solids | mg/L | < 10 | 27 | NA | 160 | 220 | 100 | 350 | 160 | 90 |
| **Required by Permit** | | | | | | | | | | |
| Antimony | mg/L | < 0.0025 | < 0.0025 | < 0.0025 | < 0.0025 | < 0.0025 | < 0.0025 | < 0.0025 | < 0.0025 | < 0.0025 |
| Arsenic | mg/L | < 0.0013 | < 0.0013 | < 0.0013 | < 0.0013 | < 0.0013 | < 0.0013 | < 0.0013 | < 0.0013 | < 0.0013 |
| Barium | mg/L | 0.011 | 0.024 | 0.069 | 0.15 | 0.025 | 0.082 | 0.056 | 0.032 | 0.070 |
| Beryllium | mg/L | < 0.00015 | < 0.00015 | < 0.00015 | < 0.00015 | < 0.00015 | < 0.00015 | < 0.00015 | < 0.00015 | < 0.00015 |
| Cadmium | mg/L | < 0.00024 | < 0.00024 | < 0.00024 | < 0.00024 | < 0.00024 | < 0.00024 | < 0.00024 | < 0.00024 | < 0.00024 |
| Chromium | mg/L | < 0.0037 | < 0.0037 | < 0.0037 | < 0.0037 | < 0.0037 | < 0.0037 | < 0.0037 | < 0.0037 | < 0.0037 |
| Cobalt | mg/L | < 0.00041 | < 0.00041 | 0.0013 J | 0.0020 J | 0.0024 J | 0.014 | 0.00067 J | 0.00069 J | 0.014 |
| Copper | mg/L | < 0.00064 | < 0.00064 | 0.00065 J | < 0.00064 | 0.00093 J | < 0.00064 | < 0.00064 | 0.0025 | 0.0010 J |
| Lead | mg/L | < 0.00086 | < 0.00086 | < 0.00086 | < 0.00086 | < 0.00086 | < 0.00086 | < 0.00086 | < 0.00086 | < 0.00086 |
| Mercury | mg/L | < 0.00017 | < 0.00017 | < 0.00017 | < 0.00017 | < 0.00017 | < 0.00017 | < 0.00017 | < 0.00017 | < 0.00017 |
| Nickel | mg/L | 0.0010 J | 0.0014 J | 0.00053 J | < 0.00042 | 0.0043 J | 0.0070 | 0.0079 | 0.0014 J | 0.0099 |
| Selenium | mg/L | < 0.0023 | < 0.0023 | < 0.0023 | < 0.0023 | < 0.0023 | < 0.0023 | < 0.0023 | < 0.0023 | < 0.0023 |
| Silver | mg/L | < 0.00017 | < 0.00017 | < 0.00017 | < 0.00017 | < 0.00017 | < 0.00017 | < 0.00017 | < 0.00017 | < 0.00017 |
| Thallium | mg/L | < 0.00019 | 0.00072 J | < 0.00019 | < 0.00019 | < 0.00019 | < 0.00019 | < 0.00019 | < 0.00019 | < 0.00019 |
| Vanadium | mg/L | < 0.0012 | < 0.0012 | < 0.0012 | < 0.0012 | 0.0036 J | < 0.0012 | 0.0041 J | 0.0017 J | < 0.0012 |
| Zinc | mg/L | < 0.0089 | < 0.0089 | < 0.0089 | < 0.0089 | < 0.0089 | < 0.0089 | < 0.0089 | < 0.0089 | 0.010 |
| **Additional Parameters** | | | | | | | | | | |
| Total Alkalinity as CaCO3 | mg/L | 5.5 | 9.6 | NA | 120 | 150 | 95 | 250 | 120 | 38 |
| Bicarbonate Alkalinity as CaCO3 | mg/L | 5.5 | 9.6 | NA | 120 | 150 | 95 | 250 | 120 | 38 |
| Carbonate Alkalinity as CaCO3 | mg/L | < 3.0 | < 3.0 | NA | < 3.0 | < 3.0 | < 3.0 | < 3.0 | < 3.0 | < 3.0 |
| Magnesium | mg/L | 0.80 | 3.9 | 14 | 6.8 | 17 | 13 | 37 | 14 | 6.3 |
| Potassium | mg/L | 1.1 | 2.0 | 5.4 | 3.6 | 1.4 | 1.7 | 0.97 | 1.6 | 2.9 |
| Sodium | mg/L | 1.8 | 2.6 | 11 | 11 | 12 | 8.5 | 35 | 8.3 | 4.6 |

Notes:
mg/L - milligrams per liter
SU - Standard Units
NA - Indicates not analyzed
< indicates the substance was not detected above the method detection limit (MDL). The value displayed is the MDL.
J - The result is an estimated concentration. "J" qualifiers are applied by the laboratory when the concentration reported is above the MDL, but below the laboratory reporting limit.
Parameters required by permit are Appendix I parameters included to meet Georgia EPD Rule 391-3-4-.14 requirements.

Table 6
Groundwater Analytical Data Summary - January 2026
Georgia Power Company
Plant Wansley CCR Landfill
Heard County, GA

| | Sample Location | GWC-10 | GWC-11 | GWC-12 | GWC-13 | GWC-14 | GWC-15 | GWC-16 | GWC-17 | GWC-18 |
|---|---|---|---|---|---|---|---|---|---|---|
| | Sample Date | 01/21/2026 | 01/21/2026 | 01/21/2026 | 01/21/2026 | 01/20/2026 | 01/21/2026 | 01/21/2026 | 01/21/2026 | 01/21/2026 |
| ANALYTE | UNITS | | | | | | | | | |
| **Appendix III** | | | | | | | | | | |
| Boron | mg/L | < 0.026 | < 0.026 | 0.11 | < 0.026 | 0.96 | 0.031 J | < 0.026 | < 0.026 | < 0.026 |
| Calcium | mg/L | 11 | 6.9 | 55 | 3.8 | 29 | 7.1 | 6.7 | 9.4 | 8.3 |
| Chloride | mg/L | 5.5 | 1.5 | 25 | 1.7 | 120 | 3.4 | 1.6 | 1.6 | 1.9 |
| Fluoride | mg/L | 0.55 | 0.15 J | 0.24 | 0.15 J | 0.11 J | 0.17 J | 0.16 J | 0.19 J | 0.089 J |
| pH, Field | SU | 5.33 | 6.09 | 7.27 | 6.53 | 5.33 | 6.37 | 5.90 | 5.99 | 5.91 |
| Sulfate | mg/L | 6.4 | < 0.77 | 32 | 2.2 | 9.3 | 1.9 | 1.1 | 1.2 | < 0.77 |
| Total Dissolved Solids | mg/L | 130 | 61 | 210 | 23 | 210 | 69 | 92 | 100 | 80 |
| **Required by Permit** | | | | | | | | | | |
| Antimony | mg/L | < 0.0025 | < 0.0025 | < 0.0025 | < 0.0025 | < 0.0025 | < 0.0025 | < 0.0025 | < 0.0025 | < 0.0025 |
| Arsenic | mg/L | < 0.0013 | < 0.0013 | < 0.0013 | < 0.0013 | < 0.0013 | < 0.0013 | < 0.0013 | < 0.0013 | < 0.0013 |
| Barium | mg/L | 0.022 | 0.15 | 0.026 | 0.0029 J | 0.20 | 0.0070 J | 0.019 | 0.019 | 0.045 |
| Beryllium | mg/L | < 0.00015 | < 0.00015 | < 0.00015 | < 0.00015 | 0.00015 J | < 0.00015 | < 0.00015 | < 0.00015 | < 0.00015 |
| Cadmium | mg/L | < 0.00024 | < 0.00024 | < 0.00024 | < 0.00024 | < 0.00024 | < 0.00024 | < 0.00024 | < 0.00024 | < 0.00024 |
| Chromium | mg/L | < 0.0037 | < 0.0037 | < 0.0037 | < 0.0037 | < 0.0037 | < 0.0037 | < 0.0037 | < 0.0037 | < 0.0037 |
| Cobalt | mg/L | 0.0026 J | 0.0025 J | < 0.00041 | < 0.00041 | 0.19 | < 0.00041 | < 0.00041 | < 0.00041 | < 0.00041 |
| Copper | mg/L | 0.00072 J | < 0.00064 | < 0.00064 | < 0.00064 | < 0.00064 | < 0.00064 | < 0.00064 | < 0.00064 | < 0.00064 |
| Lead | mg/L | < 0.00086 | < 0.00086 | < 0.00086 | < 0.00086 | < 0.00086 | < 0.00086 | < 0.00086 | < 0.00086 | < 0.00086 |
| Mercury | mg/L | < 0.00017 | < 0.00017 | < 0.00017 | < 0.00017 | < 0.00017 | < 0.00017 | < 0.00017 | < 0.00017 | < 0.00017 |
| Nickel | mg/L | 0.00067 J | < 0.00042 | < 0.00042 | < 0.00042 | 0.017 | < 0.00042 | 0.0011 J | < 0.00042 | < 0.00042 |
| Selenium | mg/L | < 0.0023 | < 0.0023 | < 0.0023 | < 0.0023 | < 0.0023 | < 0.0023 | < 0.0023 | < 0.0023 | < 0.0023 |
| Silver | mg/L | < 0.00017 | < 0.00017 | < 0.00017 | < 0.00017 | < 0.00017 | < 0.00017 | < 0.00017 | < 0.00017 | < 0.00017 |
| Thallium | mg/L | < 0.00019 | < 0.00019 | < 0.00019 | < 0.00019 | 0.00054 J | < 0.00019 | < 0.00019 | < 0.00019 | < 0.00019 |
| Vanadium | mg/L | < 0.0012 | 0.0027 J | < 0.0012 | < 0.0012 | < 0.0012 | 0.0014 J | 0.0050 | 0.0022 J | 0.0020 J |
| Zinc | mg/L | < 0.0089 | < 0.0089 | < 0.0089 | < 0.0089 | 0.018 | < 0.0089 | < 0.0089 | < 0.0089 | < 0.0089 |
| **Additional Parameters** | | | | | | | | | | |
| Total Alkalinity as CaCO3 | mg/L | 50 | 96 | 130 | 30 | 30 | 48 | 57 | 77 | 61 |
| Bicarbonate Alkalinity as CaCO3 | mg/L | 50 | 96 | 130 | 30 | 30 | 48 | 57 | 77 | 61 |
| Carbonate Alkalinity as CaCO3 | mg/L | < 3.0 | < 3.0 | < 3.0 | < 3.0 | < 3.0 | < 3.0 | < 3.0 | < 3.0 | < 3.0 |
| Magnesium | mg/L | 5.5 | 3.4 | 8.3 | 1.8 | 24 | 2.6 | 4.2 | 5.0 | 4.0 |
| Potassium | mg/L | 1.4 | 2.5 | 3.9 | 1.6 | 3.9 | 1.8 | 0.75 | 1.1 | 1.3 |
| Sodium | mg/L | 11 | 2.0 | 12 | 6.5 | 6.3 | 8.8 | 10 | 11 | 11 |

Notes:
mg/L - milligrams per liter
SU - Standard Units
NA - Indicates not analyzed
< indicates the substance was not detected above the method detection limit (MDL). The value displayed is the MDL.
J - The result is an estimated concentration. "J" qualifiers are applied by the laboratory when the concentration reported is above the MDL, but below the laboratory reporting limit.
Parameters required by permit are Appendix I parameters included to meet Georgia EPD Rule 391-3-4-.14 requirements.

Table 6
Groundwater Analytical Data Summary - January 2026
Georgia Power Company
Plant Wansley CCR Landfill
Heard County, GA

| | Sample Location | GWC-19 | GWC-20 | GWC-21 | GWC-22 | GWC-23 | GWC-24 | GWC-25 | GWC-26 | GWC-27 |
|---|---|---|---|---|---|---|---|---|---|---|
| | Sample Date | 01/21/2026 | 01/21/2026 | 01/20/2026 | 01/20/2026 | 01/22/2026 | 01/21/2026 | 01/21/2026 | 01/22/2026 | 01/21/2026 |
| ANALYTE | UNITS | | | | | | | | | |
| **Appendix III** | | | | | | | | | | |
| Boron | mg/L | < 0.026 | < 0.026 | < 0.026 | < 0.026 | < 0.026 | < 0.026 | < 0.026 | < 0.026 | < 0.026 |
| Calcium | mg/L | 7.5 | 10 | 8.9 | 11 | 3.9 | 1.3 | 7.0 | 1.6 | 2.0 |
| Chloride | mg/L | 1.9 | 2.3 | 2.6 | 1.6 | 2.0 | 4.8 | 9.0 | 3.2 | 1.2 |
| Fluoride | mg/L | 0.36 | 0.16 J | 0.14 J | 0.15 J | 0.12 J | 0.11 J | 0.19 J | 0.15 J | 0.53 |
| pH, Field | SU | 5.96 | 6.37 | 5.82 | 6.94 | 5.94 | 5.37 | 6.17 | 5.54 | 5.33 |
| Sulfate | mg/L | 1.5 | 1.4 | < 0.77 | 1.1 | 1.2 | 0.85 J | 5.6 | < 0.77 | 2.5 |
| Total Dissolved Solids | mg/L | 81 | 82 | < 10 | 80 | 49 | 47 | 97 | 46 | 17 |
| **Required by Permit** | | | | | | | | | | |
| Antimony | mg/L | < 0.0025 | < 0.0025 | < 0.0025 | < 0.0025 | < 0.0025 | < 0.0025 | < 0.0025 | < 0.0025 | < 0.0025 |
| Arsenic | mg/L | < 0.0013 | < 0.0013 | < 0.0013 | < 0.0013 | < 0.0013 | < 0.0013 | < 0.0013 | < 0.0013 | < 0.0013 |
| Barium | mg/L | 0.13 | 0.042 | 0.054 | 0.028 | 0.0051 J | 0.022 | 0.022 | 0.039 | 0.013 |
| Beryllium | mg/L | < 0.00015 | < 0.00015 | < 0.00015 | < 0.00015 | < 0.00015 | < 0.00015 | < 0.00015 | < 0.00015 | 0.0035 |
| Cadmium | mg/L | < 0.00024 | < 0.00024 | < 0.00024 | < 0.00024 | < 0.00024 | < 0.00024 | < 0.00024 | < 0.00024 | < 0.00024 |
| Chromium | mg/L | < 0.0037 | < 0.0037 | < 0.0037 | < 0.0037 | < 0.0037 | < 0.0037 | < 0.0037 | < 0.0037 | < 0.0037 |
| Cobalt | mg/L | 0.00072 J | 0.00090 J | 0.00089 J | < 0.00041 | < 0.00041 | 0.0023 J | 0.0037 J | < 0.00041 | 0.00093 J |
| Copper | mg/L | < 0.00064 | < 0.00064 | < 0.00064 | < 0.00064 | < 0.00064 | < 0.00064 | < 0.00064 | < 0.00064 | < 0.00064 |
| Lead | mg/L | < 0.00086 | < 0.00086 | < 0.00086 | < 0.00086 | < 0.00086 | < 0.00086 | < 0.00086 | < 0.00086 | < 0.00086 |
| Mercury | mg/L | < 0.00017 | < 0.00017 | < 0.00017 | < 0.00017 | < 0.00017 | < 0.00017 | < 0.00017 | < 0.00017 | < 0.00017 |
| Nickel | mg/L | 0.0012 J | < 0.00042 | 0.0015 J | 0.00046 J | < 0.00042 | 0.0021 J | 0.0034 J | 0.00045 J | < 0.00042 |
| Selenium | mg/L | < 0.0023 | < 0.0023 | < 0.0023 | < 0.0023 | < 0.0023 | < 0.0023 | < 0.0023 | < 0.0023 | < 0.0023 |
| Silver | mg/L | < 0.00017 | < 0.00017 | < 0.00017 | < 0.00017 | < 0.00017 | < 0.00017 | < 0.00017 | < 0.00017 | < 0.00017 |
| Thallium | mg/L | < 0.00019 | < 0.00019 | < 0.00019 | < 0.00019 | < 0.00019 | < 0.00019 | < 0.00019 | < 0.00019 | < 0.00019 |
| Vanadium | mg/L | 0.0013 J | < 0.0012 | < 0.0012 | 0.0047 J | < 0.0012 | < 0.0012 | < 0.0012 | < 0.0012 | < 0.0012 |
| Zinc | mg/L | < 0.0089 | < 0.0089 | < 0.0089 | < 0.0089 | < 0.0089 | < 0.0089 | < 0.0089 | < 0.0089 | < 0.0089 |
| **Additional Parameters** | | | | | | | | | | |
| Total Alkalinity as CaCO3 | mg/L | 49 | 59 | 36 | 67 | 35 | 6.5 | 34 | 13 | 13 |
| Bicarbonate Alkalinity as CaCO3 | mg/L | 49 | 59 | 36 | 67 | 35 | 6.5 | 34 | 13 | 13 |
| Carbonate Alkalinity as CaCO3 | mg/L | < 3.0 | < 3.0 | < 3.0 | < 3.0 | < 3.0 | < 3.0 | < 3.0 | < 3.0 | < 3.0 |
| Magnesium | mg/L | 3.7 | 4.6 | 2.5 | 5.2 | 1.7 | 1.4 | 4.3 | 2.1 | 0.75 |
| Potassium | mg/L | 1.1 | 1.4 | 0.61 | 0.94 | 1.5 | 0.84 | 2.5 | 2.3 | 4.4 |
| Sodium | mg/L | 5.7 | 11 | 5.2 | 9.8 | 4.4 | 3.6 | 5.4 | 3.6 | 3.6 |

Notes:
mg/L - milligrams per liter
SU - Standard Units
NA - Indicates not analyzed
< indicates the substance was not detected above the method detection limit (MDL). The value displayed is the MDL.
J - The result is an estimated concentration. "J" qualifiers are applied by the laboratory when the concentration reported is above the MDL, but below the laboratory reporting limit.
Parameters required by permit are Appendix I parameters included to meet Georgia EPD Rule 391-3-4-.14 requirements.

Table 6
Groundwater Analytical Data Summary - January 2026
Georgia Power Company
Plant Wansley CCR Landfill
Heard County, GA

| | Sample Location | GWA-28 | GWA-29 | GWC-30 | GWC-31 | GWC-32 | GWC-33 | GWC-34 | GWC-35 |
|---|---|---|---|---|---|---|---|---|---|
| | Sample Date | 01/20/2026 | 01/20/2026 | 01/21/2026 | 02/11/2026 | 01/21/2026 | 01/22/2026 | 01/22/2026 | 01/22/2026 |
| ANALYTE | UNITS | | | | | | | | |
| **Appendix III** | | | | | | | | | |
| Boron | mg/L | < 0.026 | < 0.026 | < 0.026 | < 0.026 | < 0.026 | < 0.026 | < 0.026 | 0.13 |
| Calcium | mg/L | 3.3 | 4.8 | 3.7 | 12 | 5.7 | 11 | 3.4 | 6.7 |
| Chloride | mg/L | 1.6 | 1.4 | 2.6 | NA | 1.4 | 1.6 | 1.3 | 23 |
| Fluoride | mg/L | 1.2 | 1.3 | 0.21 | NA | 1.9 | 2.4 | 0.24 | 0.30 |
| pH, Field | SU | 5.77 | 5.74 | 5.85 | 6.14 | 5.95 | 6.25 | 5.93 | 5.46 |
| Sulfate | mg/L | 1.0 | 4.0 | 1.7 | NA | 6.4 | 8.7 | 2.0 | 9.7 |
| Total Dissolved Solids | mg/L | 50 | 45 | 63 | NA | 91 | 79 | 40 | 55 |
| **Required by Permit** | | | | | | | | | |
| Antimony | mg/L | < 0.0025 | < 0.0025 | < 0.0025 | < 0.0025 | < 0.0025 | < 0.0025 | < 0.0025 | < 0.0025 |
| Arsenic | mg/L | < 0.0013 | < 0.0013 | < 0.0013 | < 0.0013 | < 0.0013 | < 0.0013 | < 0.0013 | < 0.0013 |
| Barium | mg/L | 0.00045 J | < 0.00041 | 0.0090 J | 0.0026 J | 0.00070 J | 0.0043 J | 0.013 | 0.054 |
| Beryllium | mg/L | 0.00025 J | 0.0016 | < 0.00015 | 0.00080 J | 0.0012 | 0.00035 J | < 0.00015 | < 0.00015 |
| Cadmium | mg/L | < 0.00024 | < 0.00024 | < 0.00024 | < 0.00024 | < 0.00024 | < 0.00024 | < 0.00024 | < 0.00024 |
| Chromium | mg/L | < 0.0037 | < 0.0037 | < 0.0037 | < 0.0037 | < 0.0037 | < 0.0037 | < 0.0037 | < 0.0037 |
| Cobalt | mg/L | < 0.00041 | < 0.00041 | < 0.00041 | < 0.00041 | < 0.00041 | < 0.00041 | < 0.00041 | 0.00058 J |
| Copper | mg/L | < 0.00064 | 0.0038 | < 0.00064 | 0.00090 J | < 0.00064 | < 0.00064 | < 0.00064 | < 0.00064 |
| Lead | mg/L | < 0.00086 | < 0.00086 | < 0.00086 | < 0.00086 | < 0.00086 | < 0.00086 | < 0.00086 | < 0.00086 |
| Mercury | mg/L | < 0.00017 | < 0.00017 | < 0.00017 | < 0.00017 | < 0.00017 | < 0.00017 | < 0.00017 | < 0.00017 |
| Nickel | mg/L | 0.00060 J | 0.00068 J | < 0.00042 | 0.00063 J | < 0.00042 | < 0.00042 | 0.00071 J | 0.0026 J |
| Selenium | mg/L | < 0.0023 | < 0.0023 | < 0.0023 | < 0.0023 | < 0.0023 | < 0.0023 | < 0.0023 | < 0.0023 |
| Silver | mg/L | < 0.00017 | 0.0011 | < 0.00017 | < 0.00017 | < 0.00017 | < 0.00017 | < 0.00017 | < 0.00017 |
| Thallium | mg/L | < 0.00019 | 0.00021 J | < 0.00019 | < 0.00019 | < 0.00019 | < 0.00019 | < 0.00019 | < 0.00019 |
| Vanadium | mg/L | < 0.0012 | < 0.0012 | < 0.0012 | 0.0017 J | < 0.0012 | < 0.0012 | < 0.0012 | < 0.0012 |
| Zinc | mg/L | < 0.0089 | 0.022 | < 0.0089 | 0.018 | 0.030 | < 0.0089 | < 0.0089 | < 0.0089 |
| **Additional Parameters** | | | | | | | | | |
| Total Alkalinity as CaCO3 | mg/L | 28 | 37 | 26 | NA | 43 | 38 | 29 | 12 |
| Bicarbonate Alkalinity as CaCO3 | mg/L | 28 | 37 | 26 | NA | 43 | 38 | 29 | 12 |
| Carbonate Alkalinity as CaCO3 | mg/L | < 3.0 | < 3.0 | < 3.0 | NA | < 3.0 | < 3.0 | < 3.0 | < 3.0 |
| Magnesium | mg/L | 0.89 | 1.8 | 1.5 | 3.0 | 3.3 | 1.4 | 1.6 | 6.7 |
| Potassium | mg/L | 0.95 J | 1.1 | 1.8 | 1.2 | 1.9 | 2.4 | 1.9 | 2.8 |
| Sodium | mg/L | 11 | 13 | 6.3 | 12 | 10 | 11 | 5.0 | 5.4 |

Notes:
mg/L - milligrams per liter
SU - Standard Units
NA - Indicates not analyzed
< indicates the substance was not detected above the method detection limit (MDL). The value displayed is the MDL.
J - The result is an estimated concentration. "J" qualifiers are applied by the laboratory when the concentration reported is above the MDL, but below the laboratory reporting limit.
Parameters required by permit are Appendix I parameters included to meet Georgia EPD Rule 391-3-4-.14 requirements.

**Table 7**
**Surface Water Analytical Data Summary - January 2026**
**Georgia Power Company**
**Plant Wansley CCR Landfill**
**Heard County, GA**

| | Sample Location | SWA-1 | SWC-3 | SWC-5 | SWA-6 | SWC-7 |
|---|---|---|---|---|---|---|
| | Sample Date | 01/22/2026 | 01/22/2026 | 01/22/2026 | 01/22/2026 | 01/22/2026 |
| ANALYTE | UNITS | | | | | |
| Appendix III | | | | | | |
| Boron | mg/L | < 0.026 | 1.6 | 0.13 | 0.036 J | 0.086 |
| Calcium | mg/L | 3.7 | 52 | 14 | 26 | 9.9 |
| Chloride | mg/L | 2.3 | 160 | 19 | 3.9 | 6.2 |
| Fluoride | mg/L | 0.12 J | 0.53 J | 0.25 | 0.18 J | 0.15 J |
| pH, Field | SU | 6.48 | 6.07 | 5.73 | 6.75 | 6.99 |
| Sulfate | mg/L | 2.4 | 23 | 9.7 | 20 | 15 |
| TDS | mg/L | 41 | 330 | 100 | 130 | 47 |
| Required by Permit | | | | | | |
| Antimony | mg/L | < 0.0025 | < 0.0025 | < 0.0025 | < 0.0025 | < 0.0025 |
| Arsenic | mg/L | < 0.0013 | 0.0026 J | < 0.0013 | < 0.0013 | < 0.0013 |
| Barium | mg/L | 0.019 | 0.085 | 0.080 | 0.055 | 0.027 |
| Beryllium | mg/L | < 0.00015 | 0.00016 J | < 0.00015 | < 0.00015 | < 0.00015 |
| Cadmium | mg/L | < 0.00024 | 0.0010 | < 0.00024 | < 0.00024 | < 0.00024 |
| Chromium | mg/L | < 0.0037 | < 0.0037 | < 0.0037 | < 0.0037 | < 0.0037 |
| Cobalt | mg/L | < 0.00041 | 0.34 | 0.016 | 0.00043 J | 0.00053 J |
| Copper | mg/L | < 0.00064 | < 0.00064 | < 0.00064 | < 0.00064 | 0.0034 |
| Lead | mg/L | < 0.00086 | < 0.00086 | < 0.00086 | < 0.00086 | < 0.00086 |
| Mercury | mg/L | < 0.00017 | < 0.00017 | < 0.00017 | < 0.00017 | < 0.00017 |
| Nickel | mg/L | < 0.00042 | 0.014 | 0.0051 | 0.00059 J | 0.00069 J |
| Selenium | mg/L | < 0.0023 | 0.017 | < 0.0023 | < 0.0023 | < 0.0023 |
| Silver | mg/L | < 0.00017 | < 0.00017 | < 0.00017 | < 0.00017 | < 0.00017 |
| Thallium | mg/L | < 0.00019 | < 0.00019 | < 0.00019 | < 0.00019 | < 0.00019 |
| Vanadium | mg/L | 0.0013 J | < 0.0012 | 0.0012 J | 0.0012 J | 0.0019 J |
| Zinc | mg/L | < 0.0089 | < 0.0089 | < 0.0089 | < 0.0089 | < 0.0089 |
| Additional Parameters | | | | | | |
| Alkalinity Total as CaCO3 | mg/L | 24 | 41 | 75 | 28 | 25 |
| Bicarbonate Alkalinity as CaCO3 | mg/L | 24 | 41 | 75 | 28 | 25 |
| Carbonate Alkalinity as CaCO3 | mg/L | < 3.0 | < 3.0 | < 3.0 | < 3.0 | < 3.0 |
| Magnesium | mg/L | 1.2 | 19 | 7.4 | 6.2 | 3.2 |
| Potassium | mg/L | 1.6 | 2.3 | 1.8 | 2.9 | 2.0 |
| Sodium | mg/L | 3.2 | 4.0 | 8.9 | 5.2 | 4.5 |

Notes:
mg/L - milligrams per liter
SU - Standard Units
< indicates the substance was not detected above the method detection limit (MDL). The value displayed is the MDL.
J - The result is an estimated concentration. "J" qualifiers are applied by the laboratory when the concentration reported is above the MDL, but below the laboratory reporting limit.
Parameters required by permit are Appendix I parameters included to meet Georgia EPD Rule 391-3-4-.14 requirements.

Table 8
Statistical Method Summary
Georgia Power Company
Plant Wansley CCR Landfill
Heard County, GA

| Plant Wansley CCR Landfill Statistical Method Summary | | |
|---|---|---|
| Monitoring Well Network | Upgradient Wells | GWA-1, GWA-2, GWA-3, GWA-4, GWA-28, and GWA-29 |
| | Downgradient Wells | GWC-5, GWC-6, GWC-7, GWC-8, GWC-9, GWC-10, GWC-11, GWC-12, GWC-13, GWC-14, GWC-15, GWC-16, GWC-17, GWC-18, GWC-19, GWC-20, GWC-21, GWC-22, GWC-23, GWC-24, GWC-25, GWC-26, GWC-27, GWC-30, GWC-31, GWC-32, GWC-33, GWC-34, and GWC-35 |
| CCR Monitoring Parameters | Appendix III (Detection Monitoring) | Boron, Calcium, Chloride, Fluoride, pH, Sulfate, and Total Dissolved Solids |
| | Appendix IV (Assessment Monitoring) | Antimony, Arsenic, Barium, Beryllium, Cadmium, Chromium, Cobalt, Combined Radium 226 + 228, Fluoride, Lead, Lithium, Mercury, Molybdenum, Selenium, and Thallium |
| Modified Appendix I Metals | Detection Monitoring | Antimony, Arsenic, Barium, Beryllium, Cadmium, Chromium, Cobalt, Copper, Lead, Mercury, Nickel, Selenium, Silver, Thallium, Vanadium, and Zinc |
| Statistical Methodology | Data Screening Proposed Background | Evaluate outliers, trends, and seasonality when sufficient data are available |
| | Statistical Limits | Interwell (boron, calcium, chloride, and fluoride) or intrawell (pH, sulfate, Total Dissolved Solids, and Modified Appendix I Metals) statistical limits are on parameter specific basis, depending on the appropriateness of the method as determined by the Analysis of Variance. Intrawell exceedances are further evaluated by interwell analysis per the two-step statistical method. |

# FIGURES

Georgia Power

GEORGIA POWER COMPANY
PLANT WANSLEY LANDFILL

**LEGEND**

- APPROXIMATE PROPERTY BOUNDARY
- APPROXIMATE LANDFILL/CELL BOUNDARY

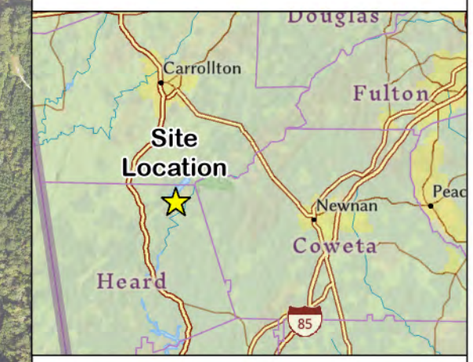


**NOTES**

1. AERIAL DATED DECEMBER, 2025, FROM SAM, LLC. ADDITIONAL PHOTOGRAPHY SOURCED FROM NATIONAL AGRICULTURE IMAGERY PROGRAM (NAIP) DATED OCTOBER 3, 2023.

N

700 350 0 700

SCALE (IN FEET)

ATLANTIC COAST CONSULTING, INC.

2026 SEMIANNUAL GROUNDWATER MONITORING AND CORRECTIVE ACTION REPORT

SITE MAP

FIGURE 1

Georgia Power

GEORGIA POWER COMPANY
PLANT WANSLEY LANDFILL

**LEGEND**

- APPROXIMATE PROPERTY BOUNDARY
- APPROXIMATE LANDFILL/CELL BOUNDARY
- MONITORING WELL
- SURFACE WATER MONITORING POINT

**NOTES**

1. AERIAL DATED DECEMBER, 2025, FROM SAM, LLC. ADDITIONAL PHOTOGRAPHY SOURCED FROM NATIONAL AGRICULTURE IMAGERY PROGRAM (NAIP) DATED OCTOBER 3, 2023.
2. SURFACE WATER MONITORING POINTS SWC-2, SWC-3, SWC-4, SWC-5, SWC-8, AND SWC-9 ARE UNDERDRAIN SAMPLING LOCATIONS.

N

500 250 0 500

SCALE (IN FEET)

ATLANTIC COAST CONSULTING, INC.

2026 SEMIANNUAL GROUNDWATER MONITORING AND CORRECTIVE ACTION REPORT

WELL LOCATION MAP

FIGURE 2

Georgia Power

GEORGIA POWER COMPANY
PLANT WANSLEY LANDFILL

**LEGEND**

- APPROXIMATE PROPERTY BOUNDARY
- APPROXIMATE LANDFILL/CELL BOUNDARY
- NEW APPROXIMATE LANDFILL/CELL 4 BOUNDARY
- EXISTING MONITORING WELL
- NEW MONITORING WELL
- ABANDONED MONITORING WELL
- EXISTING SURFACE MONITORING POINT
- NEW SURFACE MONITORING POINT
- FORMER SURFACE WATER MONITORING POINT

**NOTES**

1. AERIAL DATED DECEMBER, 2025, FROM SAM, LLC. ADDITIONAL PHOTOGRAPHY SOURCED FROM NATIONAL AGRICULTURE IMAGERY PROGRAM (NAIP) DATED OCTOBER 3, 2023.
2. SURFACE WATER MONITORING POINTS SWC-2, SWC-3, SWC-4, AND SWC-11 ARE UNDERDRAIN SAMPLING LOCATIONS.
3. NEW MONITORING WELLS SURVEYED BY THOMPSON ENGINEERING ON APRIL 29, 2026.
4. NEW APPROXIMATE LANDFILL/CELL 4 BOUNDARY PROVIDED BY HODGES, HARBIN, NEWBERRY & TRIBBLE, INC. ON JULY 31, 2026.

N

500 250 0 500

SCALE (IN FEET)

ATLANTIC COAST CONSULTING, INC.

2026 SEMIANNUAL GROUNDWATER MONITORING AND CORRECTIVE ACTION REPORT

EXPANSION MONITORING NETWORK

FIGURE 3

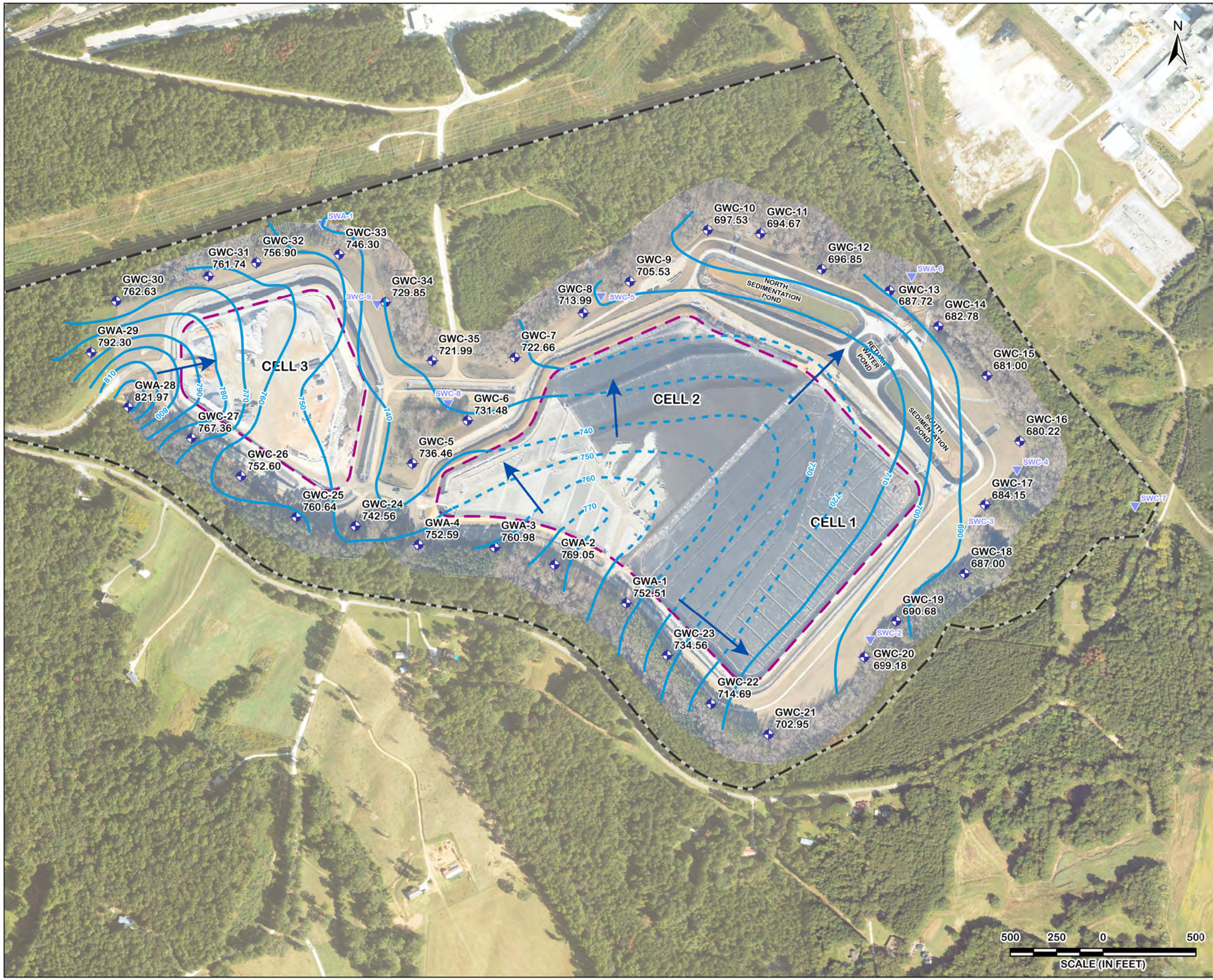


Georgia Power

GEORGIA POWER COMPANY
PLANT WANSLEY LANDFILL

**LEGEND**

- APPROXIMATE PROPERTY BOUNDARY
- APPROXIMATE LANDFILL/CELL BOUNDARY
- GROUNDWATER ELEVATION CONTOUR (DASHED WHERE INFERRED)
- GROUNDWATER FLOW DIRECTION
- MONITORING WELL
- SURFACE WATER MONITORING POINT

**NOTES**

1. AERIAL DATED DECEMBER, 2025, FROM SAM, LLC. ADDITIONAL PHOTOGRAPHY SOURCED FROM NATIONAL AGRICULTURE IMAGERY PROGRAM (NAIP) DATED OCTOBER 3, 2023.
2. SURFACE WATER MONITORING POINTS SWC-2, SWC-3, SWC-4, SWC-5, SWC-8, AND SWC-9 ARE UNDERDRAIN SAMPLING LOCATIONS.
3. GROUNDWATER ELEVATIONS MEASURED ON JANUARY 20, 2026.
4. INFERRED GROUNDWATER ELEVATION CONTOURS OVER CELLS 1 & 2 ARE DERIVED FROM FIGURE 3-3 OF THE SITE ACCEPTABILITY REPORT, REVISION 1, DATED OCTOBER 2007.

RYAN K. WALKER
GEORGIA REGISTERED PROFESSIONAL GEOLOGIST
No. 2378

ATLANTIC COAST CONSULTING, INC.

2026 SEMIANNUAL GROUNDWATER MONITORING AND CORRECTIVE ACTION REPORT

POTENTIOMETRIC CONTOUR MAP
JANUARY 2026

FIGURE 4

# APPENDICES

# APPENDIX A

# LABORATORY ANALYTICAL AND FIELD SAMPLING REPORTS

# APPENDIX A

*Laboratory Analytical and Field Sampling Reports*
*January 2026 Monitoring Event*

eurofins | Environment Testing

# ANALYTICAL REPORT

## PREPARED FOR

Attn: Robert (Trey) Singleton
Southern Company
3535 Colonnade Parkway
Bin S 530 EC
Birmingham, Alabama 35243

Generated 3/1/2026 10:25:14 AM Revision 4

## JOB DESCRIPTION

Plant Wansley Landfill

## JOB NUMBER

705-55375-1

Eurofins Atlanta
3080 Presidential Dr
Atlanta GA 30340

See page two for job notes and contact information.





my EOL

# Eurofins Atlanta

## Job Notes

The test results in this report relate only to the samples as received by the laboratory and will meet all requirements of the methodology, with any exceptions noted. This report shall not be reproduced except in full, without the express written approval of the laboratory. All questions should be directed to the Eurofins Environment Testing Southeast, LLC Project Manager.

## Authorization

Generated
3/1/2026 10:25:14 AM
Revision 4

Authorized for release by
David Fuller, Project Manager
David.Fuller@et.eurofinsus.com
(770)344-8986

# Table of Contents

Cover Page . . . . . 1
Table of Contents . . . . . 3
Sample Summary . . . . . 4
Chain of Custody . . . . . 5
Receipt Checklists . . . . . 11
Definitions/Glossary . . . . . 14
Case Narrative . . . . . 15
Detection Summary . . . . . 16
Client Sample Results . . . . . 27
Method Summary . . . . . 64
QC Sample Results . . . . . 65
Lab Chronicle . . . . . 82
QC Association Summary . . . . . 97
Certification Summary . . . . . 110

# Sample Summary

Client: Southern Company
Project/Site: Plant Wansley Landfill

Job ID: 705-55375-1

| Lab Sample ID | Client Sample ID | Matrix | Collected | Received | Sample Origin |
|---|---|---|---|---|---|
| 705-55375-1 | WAN-GWA-1 | Water | 01/20/26 12:21 | 01/21/26 14:50 | Georgia |
| 705-55375-2 | WAN-GWA-2 | Water | 01/20/26 12:20 | 01/21/26 14:50 | Georgia |
| 705-55375-3 | WAN-GWA-4 | Water | 01/20/26 13:45 | 01/21/26 14:50 | Georgia |
| 705-55375-4 | WAN-GWA-28 | Water | 01/20/26 13:33 | 01/21/26 14:50 | Georgia |
| 705-55375-5 | WAN-GWA-29 | Water | 01/20/26 15:10 | 01/21/26 14:50 | Georgia |
| 705-55375-6 | WAN-GWC-6 | Water | 01/20/26 16:19 | 01/21/26 14:50 | Georgia |
| 705-55375-7 | WAN-GWC-14 | Water | 01/20/26 15:25 | 01/21/26 14:50 | Georgia |
| 705-55375-8 | WAN-GWC-21 | Water | 01/20/26 15:34 | 01/21/26 14:50 | Georgia |
| 705-55375-9 | WAN-GWC-22 | Water | 01/20/26 14:08 | 01/21/26 14:50 | Georgia |
| 705-55375-10 | WAN-LF-FD-04 | Water | 01/20/26 00:00 | 01/21/26 14:50 | Georgia |
| 705-55375-11 | WAN-LF-EB-04 | Water | 01/20/26 14:55 | 01/21/26 14:50 | Georgia |
| 705-55375-12 | WAN-GWC-20 | Water | 01/21/26 09:57 | 01/21/26 14:50 | Georgia |
| 705-55375-13 | WAN-GWC-24 | Water | 01/21/26 09:48 | 01/21/26 14:50 | Georgia |
| 705-55375-14 | WAN-GWA-3 | Water | 01/21/26 09:35 | 01/21/26 14:50 | Georgia |
| 705-55375-15 | WAN-GWC-10 | Water | 01/21/26 10:37 | 01/21/26 14:50 | Georgia |
| 705-55375-16 | WAN-GWC-30 | Water | 01/21/26 10:20 | 01/21/26 14:50 | Georgia |
| 705-55375-17 | WAN-LF-FB-10 | Water | 01/21/26 10:45 | 01/21/26 14:50 | Georgia |
| 705-55666-1 | WAN-GWC-5 | Water | 01/21/26 15:45 | 01/23/26 12:30 | Georgia |
| 705-55666-2 | WAN-GWC-11 | Water | 01/21/26 15:48 | 01/23/26 12:30 | Georgia |
| 705-55666-3 | WAN-GWC-12 | Water | 01/21/26 14:20 | 01/23/26 12:30 | Georgia |
| 705-55666-4 | WAN-GWC-13 | Water | 01/21/26 12:59 | 01/23/26 12:30 | Georgia |
| 705-55666-5 | WAN-GWC-15 | Water | 01/21/26 13:18 | 01/23/26 12:30 | Georgia |
| 705-55666-6 | WAN-GWC-16 | Water | 01/21/26 14:21 | 01/23/26 12:30 | Georgia |
| 705-55666-7 | WAN-GWC-17 | Water | 01/21/26 15:09 | 01/23/26 12:30 | Georgia |
| 705-55666-8 | WAN-GWC-18 | Water | 01/21/26 13:53 | 01/23/26 12:30 | Georgia |
| 705-55666-9 | WAN-GWC-19 | Water | 01/21/26 11:42 | 01/23/26 12:30 | Georgia |
| 705-55666-10 | WAN-GWC-25 | Water | 01/21/26 10:53 | 01/23/26 12:30 | Georgia |
| 705-55666-11 | WAN-GWC-27 | Water | 01/21/26 12:30 | 01/23/26 12:30 | Georgia |
| 705-55666-12 | WAN-GWC-32 | Water | 01/21/26 13:23 | 01/23/26 12:30 | Georgia |
| 705-55666-13 | WAN-LF-FD-05 | Water | 01/21/26 00:00 | 01/23/26 12:30 | Georgia |
| 705-55666-14 | WAN-LF-FD-06 | Water | 01/21/26 00:00 | 01/23/26 12:30 | Georgia |
| 705-55666-15 | WAN-LF-FD-07 | Water | 01/21/26 00:00 | 01/23/26 12:30 | Georgia |
| 705-55666-16 | WAN-LF-FB-11 | Water | 01/21/26 12:10 | 01/23/26 12:30 | Georgia |
| 705-55666-17 | WAN-LF-FB-12 | Water | 01/21/26 14:55 | 01/23/26 12:30 | Georgia |
| 705-55740-1 | WAN-GWC-7 | Water | 01/22/26 13:00 | 01/23/26 09:47 | Georgia |
| 705-55740-2 | WAN-GWC-8 | Water | 01/22/26 11:28 | 01/23/26 09:47 | Georgia |
| 705-55740-3 | WAN-GWC-9 | Water | 01/22/26 10:05 | 01/23/26 09:47 | Georgia |
| 705-55740-4 | WAN-GWC-23 | Water | 01/22/26 12:05 | 01/23/26 09:47 | Georgia |
| 705-55740-5 | WAN-GWC-26 | Water | 01/22/26 10:15 | 01/23/26 09:47 | Georgia |
| 705-55740-6 | WAN-GWC-33 | Water | 01/22/26 10:04 | 01/23/26 09:47 | Georgia |
| 705-55740-7 | WAN-GWC-34 | Water | 01/22/26 10:58 | 01/23/26 09:47 | Georgia |
| 705-55740-8 | WAN-GWC-35 | Water | 01/22/26 12:38 | 01/23/26 09:47 | Georgia |
| 705-55740-9 | WAN-LF-FB-13 | Water | 01/22/26 09:50 | 01/23/26 09:47 | Georgia |
| 705-55740-10 | WAN-LF-EB-05 | Water | 01/22/26 10:45 | 01/23/26 09:47 | Georgia |
| 705-55740-11 | WAN-LF-EB-06 | Water | 01/22/26 11:50 | 01/23/26 09:47 | Georgia |
| 705-55740-12 | WAN-LF-EB-07 | Water | 01/22/26 13:30 | 01/23/26 09:47 | Georgia |

**Eurofins Atlanta**
3080 Presidential Dr
Atlanta, GA 30340
Phone (770) 457-8177

# Chain of Custody Record

eurofins | Environment Testing America

| Client Information | Sampler: C. Klamke, J. May, D. Johnson, H. Avid, T. Gable ACC | Lab PM: David Fuller / Phone: 770-344-8986 | Carrier Tracking No(s): | COC No: |
|---|---|---|---|---|
| Client Contact: SCS Contacts | Phone: 770-594-5998 | E-Mail: david.fuller@et.eurofinsus.com | | Page: 1 of 2 |
| Company: GA Power | | | | Job #: |
| Address: 241 Ralph McGill Blvd SE | Due Date Requested: | | | |
| City: Atlanta | TAT Requested (days): | | | |
| State, Zip: GA, 30308 | | | | |
| Phone: 404-506-7116(Tel) | Lab Project #: 70504535 | | | |
| Email: SCS Contacts / ACC Contacts | PO #: GPC82130-0008 / PO Line #1 & #2 | | | |
| Project Name: Plant Wansley Landfill | Project #: | | | |
| Site: | SSOW#: | | | |

**Analysis Requested**

**Preservation Codes:**
A - HCL, B - NaOH, C - Zn Acetate, D - Nitric Acid, E - NaHSO4, F - MeOH, G - Amchlor, H - Ascorbic Acid, I - Ice, J - DI Water, K - EDTA, L - EDA
M - Hexane, N - None, O - AsNaO2, P - Na2O4S, Q - Na2SO3, R - Na2S2O3, S - H2SO4, T - TSP Dodecahydrate, U - Acetone, V - MCAA, W - pH 4-5, Z - other (specify)
Other:

Task_Code: WAN-CCR-ASSMT-2026S1

Special Instructions/Note: APP III + State Permit Metals

| Sample Identification | Sample Date (mm/dd/yy) | Sample Time (hhmm) | Sample Type (C=comp, G=grab) | Matrix (WG=ground water, WS=surface water, WQ=quality control) | Field Filtered Sample (Yes or No) | Perform MS/MSD (Yes or No) | 6010D - APP III Metals: B, Ca | 6020B - State Permit Metals: As, Ba, Be, Cd, Cr, Co, Cu, Pb, Ni, Sb, Se, Ag, Tl, V, Zn | 7470A - Mercury | 300_ORGFM_28D - Chloride, Fluoride, Sulfate | 2540C_Calcd - Total Dissolved Solids (TDS) | Total Number of containers |
|---|---|---|---|---|---|---|---|---|---|---|---|---|
| | | | Preservation Code: | | | | D | D | D | I | I | |
| WAN- GWA-1 | 01/20/26 | 1221 | G | WG | N | N | X | X | X | X | X | 3 |
| WAN- GWA-2 | 01/20/26 | 1220 | G | WG | N | N | X | X | X | X | X | 3 |
| WAN- GWA-4 | 01/20/26 | 1345 | G | WG | N | N | X | X | X | X | X | 3 |
| WAN- GWA-28 | 01/20/26 | 1333 | G | WG | N | N | X | X | X | X | X | 3 |
| WAN- GWA-29 | 01/20/26 | 1510 | G | WG | N | N | X | X | X | X | X | 3 |
| WAN- GWC-6 | 01/20/26 | 1619 | G | WG | N | N | X | X | X | X | X | 3 |
| WAN- GWC-14 | 01/20/26 | 1525 | G | WG | N | N | X | X | X | X | X | 3 |
| WAN- GWC-21 | 01/20/26 | 1534 | G | WG | N | N | X | X | X | X | X | 3 |
| WAN- GWC-22 | 01/20/26 | 1408 | G | WG | N | N | X | X | X | X | X | 3 |
| WAN- LF-FD-04 | 01/20/26 | — | G | WG | N | N | X | X | X | X | X | 3 |
| WAN- LF-EB-04 | 01/20/26 | 1455 | G | WQ | N | N | X | X | X | X | X | 3 |

705-55375 COC

***Possible Hazard Identification***
☐ *Non-Hazard* ☐ *Flammable* ☐ *Skin Irritant* ☐ *Poison B* ☐ *Unknown* ☐ *Radiological*

***Sample Disposal ( A fee may be assessed if samples are retained longer than 1 month)***
☐ *Return To Client* ☐ *Disposal By Lab* ☐ *Archive For* _____ *Months*

Deliverable Requested: I, II, III, IV, Other (specify)

Special Instructions/QC Requirements:

Empty Kit Relinquished by: | Date: | Time: | Method of Shipment:

| Relinquished by: | Date/Time: | Company | Received by: | Date/Time: | Company |
|---|---|---|---|---|---|
| [signature] | 01-21-26 1105 | ACC | [signature] | 01-21-26 1105 | ACC |
| [signature] | 01-21-26 1300 | ACC | Kathryn Carnes | 01-21-26 / 1300 | ACC |
| Kathryn Carnes | 01-21-26 / 1450 | ACC | [signature] | 01/21/26 1450 | |

Custody Seals Intact: Δ Yes Δ No | Custody Seal No.: | Cooler Temperature(s) °C and Other Remarks: .7 / .4 #2608

Ver: 01/16/2019



3/1/2026 (Rev. 4)

**Eurofins Atlanta**
3080 Presidential Dr
Atlanta, GA 30340
Phone (770) 457-8177

# Chain of Custody Record

eurofins | Environment Testing America

| Client Information | Sampler: J. May, D. Johnson, ACC H. Avid, T. Goble, C. Kiamke | Lab PM: David Fuller / Phone: 770-344-8986 | Carrier Tracking No(s): | COC No: |
|---|---|---|---|---|
| Client Contact: SCS Contacts | Phone: 770-594-5998 | E-Mail: david.fuller@et.eurofinsus.com | | Page: 2 of 2 |
| Company: GA Power | | | | Job #: |
| Address: 241 Ralph McGill Blvd SE | Due Date Requested: | | | |
| City: Atlanta | TAT Requested (days): | | | |
| State, Zip: GA, 30308 | | | | |
| Phone: 404-506-7116(Tel) | Lab Project #: 70504535 | | | |
| Email: SCS Contacts / ACC Contacts | PO #: GPC82130-0008 / PO Line #1 & #2 | | | |
| Project Name: Plant Wansley Landfill | Project #: | | | |
| Site: | SSOW#: | | | |

**Analysis Requested**

**Preservation Codes:**
A - HCL, B - NaOH, C - Zn Acetate, D - Nitric Acid, E - NaHSO4, F - MeOH, G - Amchlor, H - Ascorbic Acid, I - Ice, J - DI Water, K - EDTA, L - EDA
M - Hexane, N - None, O - AsNaO2, P - Na2O4S, Q - Na2SO3, R - Na2S2O3, S - H2SO4, T - TSP Dodecahydrate, U - Acetone, V - MCAA, W - pH 4-5, Z - other (specify)
Other:

Task_Code: WAN-CCR-ASSMT-2026S1

Special Instructions/Note: APP III + State Permit Metals

| Sample Identification | Sample Date (mm/dd/yy) | Sample Time (hhmm) | Sample Type (C=Comp, G=grab) | Matrix (WG=ground water, WS=surface water, WQ=quality control) | Field Filtered Sample (Yes or No) | Perform MS/MSD (Yes or No) | 6010D - APP III Metals: B, Ca | 6020B - State Permit Metals: As, Ba, Be, Cd, Cr, Co, Cu, Pb, Ni, Sb, Se, Ag, Tl, V, Zn | 7470A - Mercury | 300_ORGFM_28D - Chloride, Fluoride, Sulfate | 2540C_Calcd - Total Dissolved Solids (TDS) | Total Number of containers | |
|---|---|---|---|---|---|---|---|---|---|---|---|---|---|
| | | | Preservation Code: | | | | D | D | D | I | I | | |
| WAN- GWC-20 | 01/21/26 | 0957 | G | WG | N | N | X | X | X | X | X | 3 | |
| WAN- GWC-24 | 01/21/26 | 0948 | G | WG | N | N | X | X | X | X | X | 3 | LIMITED SAMPLE VOLUME |
| WAN- GWA-3 | 01/21/26 | 0935 | G | WG | N | N | X | X | X | | | 1 | |
| WAN- GWC-10 | 01/21/26 | 1037 | G | WG | N | N | X | X | X | X | X | 3 | |
| WAN- GWC-30 | 01/21/26 | 1020 | G | WG | N | N | X | X | X | X | X | 3 | |
| WAN- LF-FB-10 | 01/21/26 | 1045 | G | WQ | N | N | X | X | X | X | X | 3 | |
| WAN- | | | G | | N | N | | | | | | | |
| WAN- | | | G | | N | N | | | | | | | |
| WAN- | | | G | | N | N | | | | | | | |
| WAN- | | | G | | N | N | | | | | | | |
| WAN- | | | G | | N | N | | | | | | | |

*Possible Hazard Identification*
☐ *Non-Hazard* ☐ *Flammable* ☐ *Skin Irritant* ☐ *Poison B* ☐ *Unknown* ☐ *Radiological*

*Sample Disposal ( A fee may be assessed if samples are retained longer than 1 month)*
☐ *Return To Client* ☐ *Disposal By Lab* ☐ *Archive For* _____ *Months*

Deliverable Requested: I, II, III, IV, Other (specify)

Special Instructions/QC Requirements:

| Empty Kit Relinquished by: | Date: | Time: | Method of Shipment: |
|---|---|---|---|

| Relinquished by: | Date/Time: | Company | Received by: | Date/Time: | Company |
|---|---|---|---|---|---|
| | 01-21-26 1105 | ACC | | 01-21-26 1105 | ACC |
| | 01-21-26 1300 | ACC | Kathryn Carnes | 01-21-26 1300 | ACC |
| Kathryn Carnes | 01-21-26 1450 | ACC | | 01/21/26 1450 | |

| Custody Seals Intact: Δ Yes Δ No | Custody Seal No.: | Cooler Temperature(s) °C and Other Remarks: .7/.4 #2665 |
|---|---|---|



Ver: 01/16/2019
3/1/2026 (Rev. 4)

**Eurofins Atlanta**
3080 Presidential Dr
Atlanta, GA 30340
Phone (770) 457-8177

# Chain of Custody Record

eurofins | Environment Testing America

| Client Information | Sampler: J. May, D. Johnson, ACC H. Auld, T. Gable, C. Kiamke | Lab PM: David Fuller / Phone: 770-344-8986 | Carrier Tracking No(s): | COC No: |
|---|---|---|---|---|
| Client Contact: SCS Contacts | Phone: 770-594-5998 | E-Mail: david.fuller@et.eurofinsus.com | | Page: 1 of 2 |
| Company: GA Power | | | | Job #: |
| Address: 241 Ralph McGill Blvd SE | Due Date Requested: | | | |
| City: Atlanta | TAT Requested (days): | | | |
| State, Zip: GA, 30308 | | | | |
| Phone: 404-506-7116(Tel) | Lab Project #: 70504535 | | | |
| Email: SCS Contacts / ACC Contacts | PO #: GPC82130-0008 / PO Line #1 & #2 | | | |
| Project Name: Plant Wansley Landfill | Project #: | | | |
| Site: | SSOW#: | | | |

**Analysis Requested**

**Preservation Codes:**
A - HCL, B - NaOH, C - Zn Acetate, D - Nitric Acid, E - NaHSO4, F - MeOH, G - Amchlor, H - Ascorbic Acid, I - Ice, J - DI Water, K - EDTA, L - EDA
M - Hexane, N - None, O - AsNaO2, P - Na2O4S, Q - Na2SO3, R - Na2S2O3, S - H2SO4, T - TSP Dodecahydrate, U - Acetone, V - MCAA, W - pH 4-5, Z - other (specify)
Other:

Task_Code: WAN-CCR-ASSMT-2026S1

Special Instructions/Note: APP III + State Permit Metals

| Sample Identification | Sample Date (mm/dd/yy) | Sample Time (hhmm) | Sample Type (C=comp, G=grab) | Matrix (WG=ground water, WS=surface water, WQ=quality control) | Field Filtered Sample (Yes or No) | Perform MS/MSD (Yes or No) | 6010D - APP III Metals: B, Ca | 6020B - State Permit Metals: As, Ba, Be, Cd, Cr, Co, Cu, Pb, Ni, Sb, Se, Ag, Tl, V, Zn | 7470A - Mercury | 300_ORGFM_28D - Chloride, Fluoride, Sulfate | 2540C_Calcd - Total Dissolved Solids (TDS) | Total Number of containers |
|---|---|---|---|---|---|---|---|---|---|---|---|---|
| | | | Preservation Code: | | | | D | D | D | I | I | |
| WAN- GWC-5 | 01/21/26 | 1545 | G | WG | N | N | X | X | X | X | X | 3 |
| WAN- GWC-11 | 01/21/26 | 1548 | G | WG | N | N | X | X | X | X | X | 3 |
| WAN- GWC-12 | 01/21/26 | 1420 | G | WG | N | N | X | X | X | X | X | 3 |
| WAN- GWC-13 | 01/21/26 | 1259 | G | WG | N | N | X | X | X | X | X | 3 |
| WAN- GWC-15 | 01/21/26 | 1318 | G | WG | N | N | X | X | X | X | X | 3 |
| WAN- GWC-16 | 01/21/26 | 1421 | G | WG | N | N | X | X | X | X | X | 3 |
| WAN- GWC-17 | 01/21/26 | 1509 | G | WG | N | N | X | X | X | X | X | 3 |
| WAN- GWC-18 | 01/21/26 | 1353 | G | WG | N | N | X | X | X | X | X | 3 |
| WAN- GWC-19 | 01/21/26 | 1142 | G | WG | N | N | X | X | X | X | X | 3 |
| WAN- GWC-25 | 01/21/26 | 1053 | G | WG | N | N | X | X | X | X | X | 3 |
| WAN- GWC-27 | 01/21/26 | 1230 | G | WG | N | N | X | X | X | X | X | 3 |

705-55666 COC

**Possible Hazard Identification**
☐ Non-Hazard ☐ Flammable ☐ Skin Irritant ☐ Poison B ☐ Unknown ☐ Radiological

**Sample Disposal ( A fee may be assessed if samples are retained longer than 1 month)**
☐ Return To Client ☐ Disposal By Lab ☐ Archive For _____ Months

Deliverable Requested: I, II, III, IV, Other (specify)

Special Instructions/QC Requirements:

| Empty Kit Relinquished by: | Date: | Time: | Method of Shipment: |
|---|---|---|---|

| Relinquished by: | Date/Time: | Company | Received by: | Date/Time: | Company |
|---|---|---|---|---|---|
| [signature] | 1-22-26/0935 | ACC | [signature] | 1-22-26/0935 | ACC |
| [signature] | 1-22-26/1230 | ACC | [signature] | 1-22-26 1230 | |
| Relinquished by: | Date/Time: | Company | Received by: | Date/Time: | Company |

Custody Seals Intact: Δ Yes Δ No | Custody Seal No.:

Cooler Temperature(s) °C and Other Remarks: CA #1 2665 0.4 0.9

**Eurofins Atlanta**
3080 Presidential Dr
Atlanta, GA 30340
Phone (770) 457-8177

# Chain of Custody Record

eurofins | Environment Testing America

| Client Information | Sampler: J. May, D. Johnson, ACC H. Avid, C. Klauke, T. Gobble | Lab PM: David Fuller / Phone: 770-344-8986 | Carrier Tracking No(s): | COC No: |
|---|---|---|---|---|
| Client Contact: SCS Contacts | Phone: 770-594-5998 | E-Mail: david.fuller@et.eurofinsus.com | | Page: 2 of 2 |
| Company: GA Power | | | | Job #: |
| Address: 241 Ralph McGill Blvd SE | Due Date Requested: | | | |
| City: Atlanta | TAT Requested (days): | | | |
| State, Zip: GA, 30308 | | | | |
| Phone: 404-506-7116(Tel) | Lab Project #: 70504535 | | | |
| Email: SCS Contacts / ACC Contacts | PO #: GPC82130-0008 / PO Line #1 & #2 | | | |
| Project Name: Plant Wansley Landfill | Project #: | | | |
| Site: | SSOW#: | | | |

**Analysis Requested**

**Preservation Codes:**
A - HCL, B - NaOH, C - Zn Acetate, D - Nitric Acid, E - NaHSO4, F - MeOH, G - Amchlor, H - Ascorbic Acid, I - Ice, J - DI Water, K - EDTA, L - EDA
M - Hexane, N - None, O - AsNaO2, P - Na2O4S, Q - Na2SO3, R - Na2S2O3, S - H2SO4, T - TSP Dodecahydrate, U - Acetone, V - MCAA, W - pH 4-5, Z - other (specify)
Other:

**Task_Code:** WAN-CCR-ASSMT-2026S1

**Special Instructions/Note:** APP III + State Permit Metals

| Sample Identification | Sample Date (mm/dd/yy) | Sample Time (hhmm) | Sample Type (C=comp, G=grab) | Matrix (WG=ground water, WS=surface water, WQ=quality control) | Field Filtered Sample (Yes or No) | Perform MS/MSD (Yes or No) | 6010D - APP III Metals: B, Ca | 6020B - State Permit Metals: As, Ba, Be, Cd, Cr, Co, Cu, Pb, Ni, Sb, Se, Ag, Tl, V, Zn | 7470A - Mercury | 300_ORGFM_28D - Chloride, Fluoride, Sulfate | 2540C_Calcd - Total Dissolved Solids (TDS) | Total Number of containers |
|---|---|---|---|---|---|---|---|---|---|---|---|---|
| | | | Preservation Code: | | | | D | D | D | I | I | |
| WAN- GWC-32 | 01/21/26 | 1323 | G | WG | N | N | X | X | X | X | X | 3 |
| WAN- LF-FD-05 | 01/21/26 | — | G | WG | N | N | X | X | X | X | X | 3 |
| WAN- LF-FD-06 | 01/21/26 | — | G | WG | N | N | X | X | X | X | X | 3 |
| WAN- LF-FD-07 | 01/21/26 | — | G | WG | N | N | X | X | X | X | X | 3 |
| WAN- LF-FB-11 | 01/21/26 | 1210 | G | WQ | N | N | X | X | X | X | X | 3 |
| WAN- LF-FB-12 | 01/21/26 | 1455 | G | WQ | N | N | X | X | X | X | X | 3 |
| WAN- | | | G | | N | N | | | | | | |
| WAN- | | | G | | N | N | | | | | | |
| WAN- | | | G | | N | N | | | | | | |
| WAN- | | | G | | N | N | | | | | | |
| WAN- | | | G | | N | N | | | | | | |

***Possible Hazard Identification***
☐ *Non-Hazard* ☐ *Flammable* ☐ *Skin Irritant* ☐ *Poison B* ☐ *Unknown* ☐ *Radiological*

***Sample Disposal ( A fee may be assessed if samples are retained longer than 1 month)***
☐ *Return To Client* ☐ *Disposal By Lab* ☐ *Archive For* _____ *Months*

Deliverable Requested: I, II, III, IV, Other (specify)

Special Instructions/QC Requirements:

| Empty Kit Relinquished by: | Date: | Time: | Method of Shipment: |
|---|---|---|---|

| Relinquished by: | Date/Time: | Company | Received by: | Date/Time: | Company |
|---|---|---|---|---|---|
| [signature] | 1-22-26/0935 | ACC | [signature] | 1-22-26/0935 | ACC |
| [signature] | 1-22-26/1230 | ACC | [signature] | 1-22-26 1230 | |
| | | | | | |

| Custody Seals Intact: Δ Yes Δ No | Custody Seal No.: | Cooler Temperature(s) °C and Other Remarks: Cl # 2665 0.4 09 |
|---|---|---|

**Eurofins Atlanta**
3080 Presidential Dr
Atlanta, GA 30340
Phone (770) 457-8177

# Chain of Custody Record

eurofins | Environment Testing America

| Client Information | Sampler: C. Klanke, D. Johnson, J. May (ACC) | Lab PM: David Fuller / Phone: 770-344-8986 | Carrier Tracking No(s): | COC No: |
|---|---|---|---|---|
| Client Contact: SCS Contacts | Phone: 770-594-5998 | E-Mail: david.fuller@et.eurofinsus.com | | Page: 1 of 2 |
| Company: GA Power | | | | Job #: |
| Address: 241 Ralph McGill Blvd SE | Due Date Requested: | | | |
| City: Atlanta | TAT Requested (days): | | | |
| State, Zip: GA, 30308 | | | | |
| Phone: 404-506-7116(Tel) | Lab Project #: 70504535 | | | |
| Email: SCS Contacts / ACC Contacts | PO #: GPC82130-0008 / PO Line #1 & #2 | | | |
| Project Name: Plant Wansley Landfill | Project #: | | | |
| Site: | SSOW#: | | | |

**Analysis Requested**

**Preservation Codes:**
A - HCL, B - NaOH, C - Zn Acetate, D - Nitric Acid, E - NaHSO4, F - MeOH, G - Amchlor, H - Ascorbic Acid, I - Ice, J - DI Water, K - EDTA, L - EDA, M - Hexane, N - None, O - AsNaO2, P - Na2O4S, Q - Na2SO3, R - Na2S2O3, S - H2SO4, T - TSP Dodecahydrate, U - Acetone, V - MCAA, W - pH 4-5, Z - other (specify)
Other:

Task_Code: WAN-CCR-ASSMT-2026S1
Special Instructions/Note: APP III + State Permit Metals

| Sample Identification | Sample Date (mm/dd/yy) | Sample Time (hhmm) | Sample Type (C=comp, G=grab) | Matrix (WG=ground water, WS=surface water, WQ=quality control) | Field Filtered Sample (Yes or No) | Perform MS/MSD (Yes or No) | 6010D - APP III Metals: B, Ca | 6020B - State Permit Metals: As, Ba, Be, Cd, Cr, Co, Cu, Pb, Ni, Sb, Se, Ag, Tl, V, Zn | 7470A - Mercury | 300_ORGFM_28D - Chloride, Fluoride, Sulfate | 2540C_Calcd - Total Dissolved Solids (TDS) | Total Number of containers |
|---|---|---|---|---|---|---|---|---|---|---|---|---|
| | | | Preservation Code: | | X | X | D | D | D | I | I | X |
| WAN- GWC-7 | 01/22/26 | 1300 | G | WG | N | N | X | X | X | X | X | 3 |
| WAN- GWC-8 | 01/22/26 | 1128 | G | WG | N | N | X | X | X | X | X | 3 |
| WAN- GWC-9 | 01/22/26 | 1005 | G | WG | N | N | X | X | X | X | X | 3 |
| WAN- GWC-23 | 01/22/26 | 1205 | G | WG | N | N | X | X | X | X | X | 3 |
| WAN- GWC-26 | 01/22/26 | 1015 | G | WG | N | N | X | X | X | X | X | 3 |
| WAN- GWC-33 | 01/22/26 | 1004 | G | WG | N | N | X | X | X | X | X | 3 |
| WAN- GWC-34 | 01/22/26 | 1058 | G | WG | N | N | X | X | X | X | X | 3 |
| WAN- GWC-35 | 01/22/26 | 1238 | G | WG | N | N | X | X | X | X | X | 3 |
| WAN- LF-FB-13 | 01/22/26 | 0950 | G | WQ | N | N | X | X | X | X | X | 3 |
| WAN- LF-EB-05 | 01/22/26 | 1045 | G | WQ | N | N | X | X | X | X | X | 3 |
| WAN- LF-EB-06 | 01/22/26 | 1150 | G | WQ | N | N | X | X | X | X | X | 3 |

705-55740 COC

***Possible Hazard Identification***
☐ *Non-Hazard* ☐ *Flammable* ☐ *Skin Irritant* ☐ *Poison B* ☐ *Unknown* ☐ *Radiological*

***Sample Disposal ( A fee may be assessed if samples are retained longer than 1 month)***
☐ *Return To Client* ☐ *Disposal By Lab* ☐ *Archive For* _____ *Months*

Deliverable Requested: I, II, III, IV, Other (specify)

Special Instructions/QC Requirements:

| Empty Kit Relinquished by: | Date: | Time: | Method of Shipment: |
|---|---|---|---|

| Relinquished by: | Date/Time: | Company | Received by: | Date/Time: | Company |
|---|---|---|---|---|---|
| [signature] | 1/23/26 0947 | ACC | [signature] | 1.23.26 0947 | |
| Relinquished by: | Date/Time: | Company | Received by: | Date/Time: | Company |
| Relinquished by: | Date/Time: | Company | Received by: | Date/Time: | Company |

| Custody Seals Intact: Δ Yes Δ No | Custody Seal No.: | Cooler Temperature(s) °C and Other Remarks: 1.0 0.9 #2605 |
|---|---|---|



Ver: 01/16/2019
3/1/2026 (Rev. 4)

**Eurofins Atlanta**
3080 Presidential Dr
Atlanta, GA 30340
Phone (770) 457-8177

# Chain of Custody Record

eurofins | Environment Testing America

| Client Information | Sampler: C. Klanike, D Johnson, J. May (ACC) | Lab PM: David Fuller / Phone: 770-344-8986 | Carrier Tracking No(s): | COC No: |
|---|---|---|---|---|
| Client Contact: SCS Contacts | Phone: 770-594-5998 | E-Mail: david.fuller@et.eurofinsus.com | | Page: 2 of 2 |
| Company: GA Power | | | | Job #: |
| Address: 241 Ralph McGill Blvd SE | Due Date Requested: | | | |
| City: Atlanta | TAT Requested (days): | | | |
| State, Zip: GA, 30308 | | | | |
| Phone: 404-506-7116(Tel) | Lab Project #: 70504535 | | | |
| Email: SCS Contacts / ACC Contacts | PO #: GPC82130-0008 / PO Line #1 & #2 | | | |
| Project Name: Plant Wansley Landfill | Project #: | | | |
| Site: | SSOW#: | | | |

**Analysis Requested**

**Preservation Codes:**
A - HCL, B - NaOH, C - Zn Acetate, D - Nitric Acid, E - NaHSO4, F - MeOH, G - Amchlor, H - Ascorbic Acid, I - Ice, J - DI Water, K - EDTA, L - EDA
M - Hexane, N - None, O - AsNaO2, P - Na2O4S, Q - Na2SO3, R - Na2S2O3, S - H2SO4, T - TSP Dodecahydrate, U - Acetone, V - MCAA, W - pH 4-5, Z - other (specify)
Other:

**Task_Code:** WAN-CCR-ASSMT-2026S1

**Special Instructions/Note:** APP III + State Permit Metals

| Sample Identification | Sample Date (mm/dd/yy) | Sample Time (hhmm) | Sample Type (C=comp, G=grab) | Matrix (WG=ground water, WS=surface water, WQ=quality control) | Field Filtered Sample (Yes or No) | Perform MS/MSD (Yes or No) | 6010D - APP III Metals: B, Ca | 6020B - State Permit Metals: As, Ba, Be, Cd, Cr, Co, Cu, Pb, Ni, Sb, Se, Ag, Tl, V, Zn | 7470A - Mercury | 300_ORGFM_28D - Chloride, Fluoride, Sulfate | 2540C_Calcd - Total Dissolved Solids (TDS) | Total Number of containers |
|---|---|---|---|---|---|---|---|---|---|---|---|---|
| | | | Preservation Code: | | | | D | D | D | I | I | |
| ~~WAN-~~ | | | ~~G~~ | ~~WG~~ | ~~N~~ | ~~N~~ | | | | | | |
| WAN- LF-EB-07 | 01/22/26 | 1330 | G | WQ | N | N | X | X | X | X | X | 3 |
| WAN- | | | G | | N | N | | | | | | |
| WAN- | | | G | | N | N | | | | | | |
| WAN- | | | G | | N | N | | | | | | |
| WAN- | | | G | | N | N | | | | | | |
| WAN- | | | G | | N | N | | | | | | |
| WAN- | | | G | | N | N | | | | | | |
| WAN- | | | G | | N | N | | | | | | |
| WAN- | | | G | | N | N | | | | | | |
| WAN- | | | G | | N | N | | | | | | |

JM

***Possible Hazard Identification***
☐ *Non-Hazard* ☐ *Flammable* ☐ *Skin Irritant* ☐ *Poison B* ☐ *Unknown* ☐ *Radiological*

***Sample Disposal ( A fee may be assessed if samples are retained longer than 1 month)***
☐ *Return To Client* ☐ *Disposal By Lab* ☐ *Archive For* _____ *Months*

Deliverable Requested: I, II, III, IV, Other (specify)

Special Instructions/QC Requirements:

| Empty Kit Relinquished by: | Date: | Time: | Method of Shipment: |
|---|---|---|---|

| Relinquished by: | Date/Time: | Company | Received by: | Date/Time: | Company |
|---|---|---|---|---|---|
| [signature] | 1/23/26 0947 | ACC | [signature] | 1.23.26 0947 | |
| Relinquished by: | Date/Time: | Company | Received by: | Date/Time: | Company |
| Relinquished by: | Date/Time: | Company | Received by: | Date/Time: | Company |

| Custody Seals Intact: Δ Yes Δ No | Custody Seal No.: | Cooler Temperature(s) °C and Other Remarks: 1.0 [illegible] |
|---|---|---|

Ver: 01/16/2019

# Login Sample Receipt Checklist

Client: Southern Company

Job Number: 705-55375-1

**Login Number: 55375**
**List Number: 1**
**Creator: Gay, Dalton**

**List Source: Eurofins Atlanta**

| Question | Answer | Comment |
|---|---|---|
| The cooler's custody seal, if present, is intact. | True | |
| The cooler does not appear to have been compromised or tampered with. | True | |
| Samples were received on ice. | True | |
| Cooler Temperature is acceptable. | True | |
| Cooler Temperature is recorded. | True | |
| COC present. | True | |
| COC is filled out in ink and legible. | True | |
| COC is filled out with all pertinent information. | True | |
| Sample custody seals, if present, are intact. | True | |
| Sample collection date/times are provided. | True | |
| The samples do not appear to have been compromised or tampered with. | True | |
| Containers are not broken or leaking. | True | |
| There are no discrepancies between the containers received and the COC. | True | |
| Sample containers have legible labels. | True | |
| Appropriate sample containers were rec'd and sufficient volume for all analyses. | True | |
| Samples are received within Holding Time (excluding tests with immediate HTs). | True | |
| Containers requiring zero headspace have no headspace or bubble is <6mm (1/4"). | True | |
| Is there sufficient air space in bottle for bacteriological analysis. | N/A | |

This receipt checklist is generated for all samples received in this Login. It may not be applicable to all Jobs associated with this Login.

# Login Sample Receipt Checklist

Client: Southern Company

Job Number: 705-55375-1

**Login Number: 55666**
**List Number: 1**
**Creator: Gay, Dalton**

**List Source: Eurofins Atlanta**

| Question | Answer | Comment |
|---|---|---|
| The cooler's custody seal, if present, is intact. | True | |
| The cooler does not appear to have been compromised or tampered with. | True | |
| Samples were received on ice. | True | |
| Cooler Temperature is acceptable. | True | |
| Cooler Temperature is recorded. | True | |
| COC present. | True | |
| COC is filled out in ink and legible. | True | |
| COC is filled out with all pertinent information. | True | |
| Sample custody seals, if present, are intact. | True | |
| Sample collection date/times are provided. | True | |
| The samples do not appear to have been compromised or tampered with. | True | |
| Containers are not broken or leaking. | True | |
| There are no discrepancies between the containers received and the COC. | True | |
| Sample containers have legible labels. | True | |
| Appropriate sample containers were rec'd and sufficient volume for all analyses. | True | |
| Samples are received within Holding Time (excluding tests with immediate HTs). | True | |
| Containers requiring zero headspace have no headspace or bubble is <6mm (1/4"). | True | |
| Is there sufficient air space in bottle for bacteriological analysis. | True | |

This receipt checklist is generated for all samples received in this Login. It may not be applicable to all Jobs associated with this Login.

# Login Sample Receipt Checklist

Client: Southern Company

Job Number: 705-55375-1

**Login Number: 55740**
**List Number: 1**
**Creator: Gay, Dalton**

**List Source: Eurofins Atlanta**

| Question | Answer | Comment |
|---|---|---|
| The cooler's custody seal, if present, is intact. | True | |
| The cooler does not appear to have been compromised or tampered with. | True | |
| Samples were received on ice. | True | |
| Cooler Temperature is acceptable. | True | |
| Cooler Temperature is recorded. | True | |
| COC present. | True | |
| COC is filled out in ink and legible. | True | |
| COC is filled out with all pertinent information. | True | |
| Sample custody seals, if present, are intact. | True | |
| Sample collection date/times are provided. | True | |
| The samples do not appear to have been compromised or tampered with. | True | |
| Containers are not broken or leaking. | True | |
| There are no discrepancies between the containers received and the COC. | True | |
| Sample containers have legible labels. | True | |
| Appropriate sample containers were rec'd and sufficient volume for all analyses. | True | |
| Samples are received within Holding Time (excluding tests with immediate HTs). | True | |
| Containers requiring zero headspace have no headspace or bubble is <6mm (1/4"). | True | |
| Is there sufficient air space in bottle for bacteriological analysis. | N/A | |

This receipt checklist is generated for all samples received in this Login. It may not be applicable to all Jobs associated with this Login.

# Definitions/Glossary

Client: Southern Company
Project/Site: Plant Wansley Landfill

Job ID: 705-55375-1

## Qualifiers

### HPLC/IC

| Qualifier | Qualifier Description |
|---|---|
| 4 | MS, MSD: The analyte present in the original sample is greater than 4 times the matrix spike concentration; therefore, control limits are not applicable. |
| F1 | MS and/or MSD recovery exceeds control limits. |
| J | Result is less than the RL but greater than or equal to the MDL and the concentration is an approximate value. |

### Metals

| Qualifier | Qualifier Description |
|---|---|
| ^2 | Calibration Blank (ICB and/or CCB) is outside acceptance limits. |
| 4 | MS, MSD: The analyte present in the original sample is greater than 4 times the matrix spike concentration; therefore, control limits are not applicable. |
| E | Result exceeded calibration range. |
| J | Result is less than the RL but greater than or equal to the MDL and the concentration is an approximate value. |

## Glossary

| Abbreviation | These commonly used abbreviations may or may not be present in this report. |
|---|---|
| ☼ | Listed under the "D" column to designate that the result is reported on a dry weight basis |
| %R | Percent Recovery |
| CFL | Contains Free Liquid |
| CFU | Colony Forming Unit |
| CNF | Contains No Free Liquid |
| DER | Duplicate Error Ratio (normalized absolute difference) |
| Dil Fac | Dilution Factor |
| DL | Detection Limit (DoD/DOE) |
| DL, RA, RE, IN | Indicates a Dilution, Re-analysis, Re-extraction, or additional Initial metals/anion analysis of the sample |
| DLC | Decision Level Concentration (Radiochemistry) |
| EDL | Estimated Detection Limit (Dioxin) |
| LOD | Limit of Detection (DoD/DOE) |
| LOQ | Limit of Quantitation (DoD/DOE) |
| MCL | EPA recommended "Maximum Contaminant Level" |
| MDA | Minimum Detectable Activity (Radiochemistry) |
| MDC | Minimum Detectable Concentration (Radiochemistry) |
| MDL | Method Detection Limit |
| ML | Minimum Level (Dioxin) |
| MPN | Most Probable Number |
| MQL | Method Quantitation Limit |
| NC | Not Calculated |
| ND | Not Detected at the reporting limit (or MDL or EDL if shown) |
| NEG | Negative / Absent |
| POS | Positive / Present |
| PQL | Practical Quantitation Limit |
| PRES | Presumptive |
| QC | Quality Control |
| RER | Relative Error Ratio (Radiochemistry) |
| RL | Reporting Limit or Requested Limit (Radiochemistry) |
| RPD | Relative Percent Difference, a measure of the relative difference between two points |
| TEF | Toxicity Equivalent Factor (Dioxin) |
| TEQ | Toxicity Equivalent Quotient (Dioxin) |
| TNTC | Too Numerous To Count |

**Job Narrative**
**705-55375-1**

**Revision 4**
The report being provided is a revision of the original report sent on 1/30/2026. The report (revision 4) is being revised in order to explain the reason for the Revision 3 report was to perform a data quality review per client request for Mercury for the following samples: WAN-GWC-9 (705-55740-3), WAN-GWC-26 (705-55740-5), WAN-GWC-33 (705-55740-6), and WAN-LF-EB-05 (705-55740-10). After confirming bottle labeling and computer data entries, samples were re-digested and re-analyzed for mercury with results now reported for the re-analysis of these 4 samples. No other changes are made to this report.

Report revision history
Revision 1 - 2/11/2026 - in order to include in this report other Plant Wansley Landfill samples that were submitted later.

Revision 2 - 2/13/2026 - Reason - The report is being revised again in order to attach the correct COCs to this report.

Revision 3 - 2/19/2026 - Reason - Per client request Mercury was reanalyzed for the following samples: WAN-GWC-9 (705-55740-3), WAN-GWC-26 (705-55740-5), WAN-GWC-33 (705-55740-6), and WAN-LF-EB-05 (705-55740-10). No other changes are made to this report.

**Receipt**
The samples were received on 1/21/2026 2:50 PM, 1/23/2026 9:47 AM and 1/23/2026 12:30 PM. Unless otherwise noted below, the samples arrived in good condition, and where required, properly preserved and on ice. The temperatures of the 6 coolers at receipt time were 0.4º C, 0.4º C, 0.7º C, 0.9º C, 0.9º C and 1.0º C.

**HPLC/IC**
No additional analytical or quality issues were noted, other than those described above or in the Definitions/Glossary page.

**Metals**
Method 6020B: The continuing calibration blank (CCB) for analytical batch 705-109719 contained Thallium above the reporting limit (RL). All reported samples associated with this CCB were either ND for this analyte or contained this analyte at a concentration greater than 10X the value found in the CCB; therefore, re-analysis of samples was not performed.

No additional analytical or quality issues were noted, other than those described above or in the Definitions/Glossary page.

**General Chemistry**
No analytical or quality issues were noted, other than those described in the Definitions/Glossary page.

# Detection Summary

Client: Southern Company
Project/Site: Plant Wansley Landfill

Job ID: 705-55375-1

## Client Sample ID: WAN-GWA-1 — Lab Sample ID: 705-55375-1

| Analyte | Result | Qualifier | RL | MDL | Unit | Dil Fac | D | Method | Prep Type |
|---|---|---|---|---|---|---|---|---|---|
| Chloride | 2.9 | | 1.0 | 0.98 | mg/L | 1 | | 300.0 | Total/NA |
| Fluoride | 0.13 | J | 0.20 | 0.081 | mg/L | 1 | | 300.0 | Total/NA |
| Calcium | 0.81 | | 0.10 | 0.038 | mg/L | 1 | | 6010D | Total/NA |
| Barium | 0.011 | | 0.010 | 0.00041 | mg/L | 1 | | 6020B | Total Recoverable |
| Nickel | 0.0010 | J | 0.0050 | 0.00042 | mg/L | 1 | | 6020B | Total Recoverable |

## Client Sample ID: WAN-GWA-2 — Lab Sample ID: 705-55375-2

| Analyte | Result | Qualifier | RL | MDL | Unit | Dil Fac | D | Method | Prep Type |
|---|---|---|---|---|---|---|---|---|---|
| Chloride | 3.1 | | 1.0 | 0.98 | mg/L | 1 | | 300.0 | Total/NA |
| Fluoride | 0.13 | J | 0.20 | 0.081 | mg/L | 1 | | 300.0 | Total/NA |
| Sulfate | 18 | | 1.0 | 0.77 | mg/L | 1 | | 300.0 | Total/NA |
| Calcium | 5.2 | | 0.10 | 0.038 | mg/L | 1 | | 6010D | Total/NA |
| Barium | 0.024 | | 0.010 | 0.00041 | mg/L | 1 | | 6020B | Total Recoverable |
| Nickel | 0.0014 | J | 0.0050 | 0.00042 | mg/L | 1 | | 6020B | Total Recoverable |
| Thallium | 0.00072 | J | 0.0010 | 0.00019 | mg/L | 1 | | 6020B | Total Recoverable |
| Total Dissolved Solids | 27 | | 10 | 10 | mg/L | 1 | | 2540C - 2015 | Total/NA |

## Client Sample ID: WAN-GWA-4 — Lab Sample ID: 705-55375-3

| Analyte | Result | Qualifier | RL | MDL | Unit | Dil Fac | D | Method | Prep Type |
|---|---|---|---|---|---|---|---|---|---|
| Chloride | 12 | | 1.0 | 0.98 | mg/L | 1 | | 300.0 | Total/NA |
| Fluoride | 0.13 | J | 0.20 | 0.081 | mg/L | 1 | | 300.0 | Total/NA |
| Sulfate | 11 | | 1.0 | 0.77 | mg/L | 1 | | 300.0 | Total/NA |
| Calcium | 35 | | 0.10 | 0.038 | mg/L | 1 | | 6010D | Total/NA |
| Barium | 0.15 | | 0.010 | 0.00041 | mg/L | 1 | | 6020B | Total Recoverable |
| Cobalt | 0.0020 | J | 0.0050 | 0.00041 | mg/L | 1 | | 6020B | Total Recoverable |
| Total Dissolved Solids | 160 | | 10 | 10 | mg/L | 1 | | 2540C - 2015 | Total/NA |

## Client Sample ID: WAN-GWA-28 — Lab Sample ID: 705-55375-4

| Analyte | Result | Qualifier | RL | MDL | Unit | Dil Fac | D | Method | Prep Type |
|---|---|---|---|---|---|---|---|---|---|
| Chloride | 1.6 | | 1.0 | 0.98 | mg/L | 1 | | 300.0 | Total/NA |
| Fluoride | 1.2 | | 0.20 | 0.081 | mg/L | 1 | | 300.0 | Total/NA |
| Sulfate | 1.0 | | 1.0 | 0.77 | mg/L | 1 | | 300.0 | Total/NA |
| Calcium | 3.3 | | 0.10 | 0.038 | mg/L | 1 | | 6010D | Total/NA |
| Barium | 0.00045 | J | 0.010 | 0.00041 | mg/L | 1 | | 6020B | Total Recoverable |
| Beryllium | 0.00025 | J | 0.0010 | 0.00015 | mg/L | 1 | | 6020B | Total Recoverable |
| Nickel | 0.00060 | J | 0.0050 | 0.00042 | mg/L | 1 | | 6020B | Total Recoverable |
| Total Dissolved Solids | 50 | | 10 | 10 | mg/L | 1 | | 2540C - 2015 | Total/NA |

## Client Sample ID: WAN-GWA-29 — Lab Sample ID: 705-55375-5

| Analyte | Result | Qualifier | RL | MDL | Unit | Dil Fac | D | Method | Prep Type |
|---|---|---|---|---|---|---|---|---|---|
| Chloride | 1.4 | | 1.0 | 0.98 | mg/L | 1 | | 300.0 | Total/NA |

This Detection Summary does not include radiochemical test results.

# Detection Summary

Client: Southern Company
Project/Site: Plant Wansley Landfill

Job ID: 705-55375-1

## Client Sample ID: WAN-GWA-29 (Continued) — Lab Sample ID: 705-55375-5

| Analyte | Result | Qualifier | RL | MDL | Unit | Dil Fac | D | Method | Prep Type |
|---|---|---|---|---|---|---|---|---|---|
| Fluoride | 1.3 | | 0.20 | 0.081 | mg/L | 1 | | 300.0 | Total/NA |
| Sulfate | 4.0 | | 1.0 | 0.77 | mg/L | 1 | | 300.0 | Total/NA |
| Calcium | 4.8 | | 0.10 | 0.038 | mg/L | 1 | | 6010D | Total/NA |
| Beryllium | 0.0016 | | 0.0010 | 0.00015 | mg/L | 1 | | 6020B | Total Recoverable |
| Copper | 0.0038 | | 0.0020 | 0.00064 | mg/L | 1 | | 6020B | Total Recoverable |
| Nickel | 0.00068 | J | 0.0050 | 0.00042 | mg/L | 1 | | 6020B | Total Recoverable |
| Silver | 0.0011 | | 0.0010 | 0.00017 | mg/L | 1 | | 6020B | Total Recoverable |
| Thallium | 0.00021 | J ^2 | 0.0010 | 0.00019 | mg/L | 1 | | 6020B | Total Recoverable |
| Zinc | 0.022 | | 0.010 | 0.0089 | mg/L | 1 | | 6020B | Total Recoverable |
| Total Dissolved Solids | 45 | | 10 | 10 | mg/L | 1 | | 2540C - 2015 | Total/NA |

## Client Sample ID: WAN-GWC-6 — Lab Sample ID: 705-55375-6

| Analyte | Result | Qualifier | RL | MDL | Unit | Dil Fac | D | Method | Prep Type |
|---|---|---|---|---|---|---|---|---|---|
| Chloride | 6.6 | | 1.0 | 0.98 | mg/L | 1 | | 300.0 | Total/NA |
| Fluoride | 0.17 | J | 0.20 | 0.081 | mg/L | 1 | | 300.0 | Total/NA |
| Sulfate | 12 | | 1.0 | 0.77 | mg/L | 1 | | 300.0 | Total/NA |
| Calcium | 18 | | 0.10 | 0.038 | mg/L | 1 | | 6010D | Total/NA |
| Barium | 0.082 | | 0.010 | 0.00041 | mg/L | 1 | | 6020B | Total Recoverable |
| Cobalt | 0.014 | | 0.0050 | 0.00041 | mg/L | 1 | | 6020B | Total Recoverable |
| Nickel | 0.0070 | | 0.0050 | 0.00042 | mg/L | 1 | | 6020B | Total Recoverable |
| Total Dissolved Solids | 100 | | 10 | 10 | mg/L | 1 | | 2540C - 2015 | Total/NA |

## Client Sample ID: WAN-GWC-14 — Lab Sample ID: 705-55375-7

| Analyte | Result | Qualifier | RL | MDL | Unit | Dil Fac | D | Method | Prep Type |
|---|---|---|---|---|---|---|---|---|---|
| Chloride | 120 | | 10 | 9.8 | mg/L | 10 | | 300.0 | Total/NA |
| Fluoride | 0.11 | J | 0.20 | 0.081 | mg/L | 1 | | 300.0 | Total/NA |
| Sulfate | 9.3 | | 1.0 | 0.77 | mg/L | 1 | | 300.0 | Total/NA |
| Boron | 0.96 | | 0.080 | 0.026 | mg/L | 1 | | 6010D | Total/NA |
| Calcium | 29 | | 0.10 | 0.038 | mg/L | 1 | | 6010D | Total/NA |
| Barium | 0.20 | | 0.010 | 0.00041 | mg/L | 1 | | 6020B | Total Recoverable |
| Beryllium | 0.00015 | J | 0.0010 | 0.00015 | mg/L | 1 | | 6020B | Total Recoverable |
| Cobalt | 0.19 | | 0.0050 | 0.00041 | mg/L | 1 | | 6020B | Total Recoverable |
| Nickel | 0.017 | | 0.0050 | 0.00042 | mg/L | 1 | | 6020B | Total Recoverable |
| Thallium | 0.00054 | J ^2 | 0.0010 | 0.00019 | mg/L | 1 | | 6020B | Total Recoverable |
| Zinc | 0.018 | | 0.010 | 0.0089 | mg/L | 1 | | 6020B | Total Recoverable |
| Total Dissolved Solids | 210 | | 10 | 10 | mg/L | 1 | | 2540C - 2015 | Total/NA |

This Detection Summary does not include radiochemical test results.

# Detection Summary

Client: Southern Company
Project/Site: Plant Wansley Landfill

Job ID: 705-55375-1

## Client Sample ID: WAN-GWC-21 — Lab Sample ID: 705-55375-8

| Analyte | Result | Qualifier | RL | MDL | Unit | Dil Fac | D | Method | Prep Type |
|---|---|---|---|---|---|---|---|---|---|
| Chloride | 2.6 | | 1.0 | 0.98 | mg/L | 1 | | 300.0 | Total/NA |
| Fluoride | 0.14 | J | 0.20 | 0.081 | mg/L | 1 | | 300.0 | Total/NA |
| Calcium | 8.9 | | 0.10 | 0.038 | mg/L | 1 | | 6010D | Total/NA |
| Barium | 0.054 | | 0.010 | 0.00041 | mg/L | 1 | | 6020B | Total Recoverable |
| Cobalt | 0.00089 | J | 0.0050 | 0.00041 | mg/L | 1 | | 6020B | Total Recoverable |
| Nickel | 0.0015 | J | 0.0050 | 0.00042 | mg/L | 1 | | 6020B | Total Recoverable |

## Client Sample ID: WAN-GWC-22 — Lab Sample ID: 705-55375-9

| Analyte | Result | Qualifier | RL | MDL | Unit | Dil Fac | D | Method | Prep Type |
|---|---|---|---|---|---|---|---|---|---|
| Chloride | 1.6 | | 1.0 | 0.98 | mg/L | 1 | | 300.0 | Total/NA |
| Fluoride | 0.15 | J | 0.20 | 0.081 | mg/L | 1 | | 300.0 | Total/NA |
| Sulfate | 1.1 | | 1.0 | 0.77 | mg/L | 1 | | 300.0 | Total/NA |
| Calcium | 11 | | 0.10 | 0.038 | mg/L | 1 | | 6010D | Total/NA |
| Barium | 0.028 | | 0.010 | 0.00041 | mg/L | 1 | | 6020B | Total Recoverable |
| Nickel | 0.00046 | J | 0.0050 | 0.00042 | mg/L | 1 | | 6020B | Total Recoverable |
| Vanadium | 0.0047 | J | 0.0050 | 0.0012 | mg/L | 1 | | 6020B | Total Recoverable |
| Total Dissolved Solids | 80 | | 10 | 10 | mg/L | 1 | | 2540C - 2015 | Total/NA |

## Client Sample ID: WAN-LF-FD-04 — Lab Sample ID: 705-55375-10

| Analyte | Result | Qualifier | RL | MDL | Unit | Dil Fac | D | Method | Prep Type |
|---|---|---|---|---|---|---|---|---|---|
| Chloride | 2.6 | | 1.0 | 0.98 | mg/L | 1 | | 300.0 | Total/NA |
| Fluoride | 0.12 | J | 0.20 | 0.081 | mg/L | 1 | | 300.0 | Total/NA |
| Sulfate | 0.85 | J | 1.0 | 0.77 | mg/L | 1 | | 300.0 | Total/NA |
| Calcium | 9.0 | | 0.10 | 0.038 | mg/L | 1 | | 6010D | Total/NA |
| Barium | 0.045 | | 0.010 | 0.00041 | mg/L | 1 | | 6020B | Total Recoverable |
| Cobalt | 0.0010 | J | 0.0050 | 0.00041 | mg/L | 1 | | 6020B | Total Recoverable |
| Zinc | 0.011 | | 0.010 | 0.0089 | mg/L | 1 | | 6020B | Total Recoverable |
| Total Dissolved Solids | 17 | | 10 | 10 | mg/L | 1 | | 2540C - 2015 | Total/NA |

## Client Sample ID: WAN-LF-EB-04 — Lab Sample ID: 705-55375-11

| Analyte | Result | Qualifier | RL | MDL | Unit | Dil Fac | D | Method | Prep Type |
|---|---|---|---|---|---|---|---|---|---|
| Fluoride | 0.13 | J | 0.20 | 0.081 | mg/L | 1 | | 300.0 | Total/NA |
| Barium | 0.0019 | J | 0.010 | 0.00041 | mg/L | 1 | | 6020B | Total Recoverable |

## Client Sample ID: WAN-GWC-20 — Lab Sample ID: 705-55375-12

| Analyte | Result | Qualifier | RL | MDL | Unit | Dil Fac | D | Method | Prep Type |
|---|---|---|---|---|---|---|---|---|---|
| Chloride | 2.3 | | 1.0 | 0.98 | mg/L | 1 | | 300.0 | Total/NA |
| Fluoride | 0.16 | J | 0.20 | 0.081 | mg/L | 1 | | 300.0 | Total/NA |
| Sulfate | 1.4 | | 1.0 | 0.77 | mg/L | 1 | | 300.0 | Total/NA |
| Calcium | 10 | | 0.10 | 0.038 | mg/L | 1 | | 6010D | Total/NA |
| Barium | 0.042 | | 0.010 | 0.00041 | mg/L | 1 | | 6020B | Total Recoverable |

This Detection Summary does not include radiochemical test results.

# Detection Summary

Client: Southern Company
Project/Site: Plant Wansley Landfill

Job ID: 705-55375-1

## Client Sample ID: WAN-GWC-20 (Continued) — Lab Sample ID: 705-55375-12

| Analyte | Result | Qualifier | RL | MDL | Unit | Dil Fac | D | Method | Prep Type |
|---|---|---|---|---|---|---|---|---|---|
| Cobalt | 0.00090 | J | 0.0050 | 0.00041 | mg/L | 1 | | 6020B | Total Recoverable |
| Total Dissolved Solids | 82 | | 10 | 10 | mg/L | 1 | | 2540C - 2015 | Total/NA |

## Client Sample ID: WAN-GWC-24 — Lab Sample ID: 705-55375-13

| Analyte | Result | Qualifier | RL | MDL | Unit | Dil Fac | D | Method | Prep Type |
|---|---|---|---|---|---|---|---|---|---|
| Chloride | 4.8 | | 1.0 | 0.98 | mg/L | 1 | | 300.0 | Total/NA |
| Fluoride | 0.11 | J | 0.20 | 0.081 | mg/L | 1 | | 300.0 | Total/NA |
| Sulfate | 0.85 | J | 1.0 | 0.77 | mg/L | 1 | | 300.0 | Total/NA |
| Calcium | 1.3 | | 0.10 | 0.038 | mg/L | 1 | | 6010D | Total/NA |
| Barium | 0.022 | | 0.010 | 0.00041 | mg/L | 1 | | 6020B | Total Recoverable |
| Cobalt | 0.0023 | J | 0.0050 | 0.00041 | mg/L | 1 | | 6020B | Total Recoverable |
| Nickel | 0.0021 | J | 0.0050 | 0.00042 | mg/L | 1 | | 6020B | Total Recoverable |
| Total Dissolved Solids | 47 | | 10 | 10 | mg/L | 1 | | 2540C - 2015 | Total/NA |

## Client Sample ID: WAN-GWA-3 — Lab Sample ID: 705-55375-14

| Analyte | Result | Qualifier | RL | MDL | Unit | Dil Fac | D | Method | Prep Type |
|---|---|---|---|---|---|---|---|---|---|
| Calcium | 58 | | 0.10 | 0.038 | mg/L | 1 | | 6010D | Total/NA |
| Barium | 0.069 | | 0.010 | 0.00041 | mg/L | 1 | | 6020B | Total Recoverable |
| Cobalt | 0.0013 | J | 0.0050 | 0.00041 | mg/L | 1 | | 6020B | Total Recoverable |
| Copper | 0.00065 | J | 0.0020 | 0.00064 | mg/L | 1 | | 6020B | Total Recoverable |
| Nickel | 0.00053 | J | 0.0050 | 0.00042 | mg/L | 1 | | 6020B | Total Recoverable |

## Client Sample ID: WAN-GWC-10 — Lab Sample ID: 705-55375-15

| Analyte | Result | Qualifier | RL | MDL | Unit | Dil Fac | D | Method | Prep Type |
|---|---|---|---|---|---|---|---|---|---|
| Chloride | 5.5 | | 1.0 | 0.98 | mg/L | 1 | | 300.0 | Total/NA |
| Fluoride | 0.55 | | 0.20 | 0.081 | mg/L | 1 | | 300.0 | Total/NA |
| Sulfate | 6.4 | | 1.0 | 0.77 | mg/L | 1 | | 300.0 | Total/NA |
| Calcium | 11 | | 0.10 | 0.038 | mg/L | 1 | | 6010D | Total/NA |
| Barium | 0.022 | | 0.010 | 0.00041 | mg/L | 1 | | 6020B | Total Recoverable |
| Cobalt | 0.0026 | J | 0.0050 | 0.00041 | mg/L | 1 | | 6020B | Total Recoverable |
| Copper | 0.00072 | J | 0.0020 | 0.00064 | mg/L | 1 | | 6020B | Total Recoverable |
| Nickel | 0.00067 | J | 0.0050 | 0.00042 | mg/L | 1 | | 6020B | Total Recoverable |
| Total Dissolved Solids | 130 | | 10 | 10 | mg/L | 1 | | 2540C - 2015 | Total/NA |

## Client Sample ID: WAN-GWC-30 — Lab Sample ID: 705-55375-16

| Analyte | Result | Qualifier | RL | MDL | Unit | Dil Fac | D | Method | Prep Type |
|---|---|---|---|---|---|---|---|---|---|
| Chloride | 2.6 | | 1.0 | 0.98 | mg/L | 1 | | 300.0 | Total/NA |
| Fluoride | 0.21 | | 0.20 | 0.081 | mg/L | 1 | | 300.0 | Total/NA |
| Sulfate | 1.7 | | 1.0 | 0.77 | mg/L | 1 | | 300.0 | Total/NA |
| Calcium | 3.7 | | 0.10 | 0.038 | mg/L | 1 | | 6010D | Total/NA |

This Detection Summary does not include radiochemical test results.

# Detection Summary

Client: Southern Company
Project/Site: Plant Wansley Landfill

Job ID: 705-55375-1

## Client Sample ID: WAN-GWC-30 (Continued) — Lab Sample ID: 705-55375-16

| Analyte | Result | Qualifier | RL | MDL | Unit | Dil Fac | D | Method | Prep Type |
|---|---|---|---|---|---|---|---|---|---|
| Barium | 0.0090 | J | 0.010 | 0.00041 | mg/L | 1 | | 6020B | Total Recoverable |
| Total Dissolved Solids | 63 | | 10 | 10 | mg/L | 1 | | 2540C - 2015 | Total/NA |

## Client Sample ID: WAN-LF-FB-10 — Lab Sample ID: 705-55375-17

| Analyte | Result | Qualifier | RL | MDL | Unit | Dil Fac | D | Method | Prep Type |
|---|---|---|---|---|---|---|---|---|---|
| Fluoride | 0.11 | J | 0.20 | 0.081 | mg/L | 1 | | 300.0 | Total/NA |
| Barium | 0.00048 | J | 0.010 | 0.00041 | mg/L | 1 | | 6020B | Total Recoverable |

## Client Sample ID: WAN-GWC-5 — Lab Sample ID: 705-55666-1

| Analyte | Result | Qualifier | RL | MDL | Unit | Dil Fac | D | Method | Prep Type |
|---|---|---|---|---|---|---|---|---|---|
| Chloride | 9.1 | | 1.0 | 0.98 | mg/L | 1 | | 300.0 | Total/NA |
| Fluoride | 0.14 | J | 0.20 | 0.081 | mg/L | 1 | | 300.0 | Total/NA |
| Sulfate | 31 | | 1.0 | 0.77 | mg/L | 1 | | 300.0 | Total/NA |
| Calcium | 35 | | 0.10 | 0.038 | mg/L | 1 | | 6010D | Total/NA |
| Barium | 0.025 | | 0.010 | 0.00041 | mg/L | 1 | | 6020B | Total Recoverable |
| Cobalt | 0.0024 | J | 0.0050 | 0.00041 | mg/L | 1 | | 6020B | Total Recoverable |
| Copper | 0.00093 | J | 0.0020 | 0.00064 | mg/L | 1 | | 6020B | Total Recoverable |
| Nickel | 0.0043 | J | 0.0050 | 0.00042 | mg/L | 1 | | 6020B | Total Recoverable |
| Vanadium | 0.0036 | J | 0.0050 | 0.0012 | mg/L | 1 | | 6020B | Total Recoverable |
| Total Dissolved Solids | 220 | | 10 | 10 | mg/L | 1 | | 2540C - 2015 | Total/NA |

## Client Sample ID: WAN-GWC-11 — Lab Sample ID: 705-55666-2

| Analyte | Result | Qualifier | RL | MDL | Unit | Dil Fac | D | Method | Prep Type |
|---|---|---|---|---|---|---|---|---|---|
| Chloride | 1.5 | | 1.0 | 0.98 | mg/L | 1 | | 300.0 | Total/NA |
| Fluoride | 0.15 | J | 0.20 | 0.081 | mg/L | 1 | | 300.0 | Total/NA |
| Calcium | 6.9 | | 0.10 | 0.038 | mg/L | 1 | | 6010D | Total/NA |
| Barium | 0.15 | | 0.010 | 0.00041 | mg/L | 1 | | 6020B | Total Recoverable |
| Cobalt | 0.0025 | J | 0.0050 | 0.00041 | mg/L | 1 | | 6020B | Total Recoverable |
| Vanadium | 0.0027 | J | 0.0050 | 0.0012 | mg/L | 1 | | 6020B | Total Recoverable |
| Total Dissolved Solids | 61 | | 10 | 10 | mg/L | 1 | | 2540C - 2015 | Total/NA |

## Client Sample ID: WAN-GWC-12 — Lab Sample ID: 705-55666-3

| Analyte | Result | Qualifier | RL | MDL | Unit | Dil Fac | D | Method | Prep Type |
|---|---|---|---|---|---|---|---|---|---|
| Chloride | 25 | | 1.0 | 0.98 | mg/L | 1 | | 300.0 | Total/NA |
| Fluoride | 0.24 | | 0.20 | 0.081 | mg/L | 1 | | 300.0 | Total/NA |
| Sulfate | 32 | | 1.0 | 0.77 | mg/L | 1 | | 300.0 | Total/NA |
| Boron | 0.11 | | 0.080 | 0.026 | mg/L | 1 | | 6010D | Total/NA |
| Calcium | 55 | | 0.10 | 0.038 | mg/L | 1 | | 6010D | Total/NA |
| Barium | 0.026 | | 0.010 | 0.00041 | mg/L | 1 | | 6020B | Total Recoverable |
| Total Dissolved Solids | 210 | | 10 | 10 | mg/L | 1 | | 2540C - 2015 | Total/NA |

This Detection Summary does not include radiochemical test results.

# Detection Summary

Client: Southern Company
Project/Site: Plant Wansley Landfill

Job ID: 705-55375-1

## Client Sample ID: WAN-GWC-13 — Lab Sample ID: 705-55666-4

| Analyte | Result | Qualifier | RL | MDL | Unit | Dil Fac | D | Method | Prep Type |
|---|---|---|---|---|---|---|---|---|---|
| Chloride | 1.7 | | 1.0 | 0.98 | mg/L | 1 | | 300.0 | Total/NA |
| Fluoride | 0.15 | J | 0.20 | 0.081 | mg/L | 1 | | 300.0 | Total/NA |
| Sulfate | 2.2 | | 1.0 | 0.77 | mg/L | 1 | | 300.0 | Total/NA |
| Calcium | 3.8 | | 0.10 | 0.038 | mg/L | 1 | | 6010D | Total/NA |
| Barium | 0.0029 | J | 0.010 | 0.00041 | mg/L | 1 | | 6020B | Total Recoverable |
| Total Dissolved Solids | 23 | | 10 | 10 | mg/L | 1 | | 2540C - 2015 | Total/NA |

## Client Sample ID: WAN-GWC-15 — Lab Sample ID: 705-55666-5

| Analyte | Result | Qualifier | RL | MDL | Unit | Dil Fac | D | Method | Prep Type |
|---|---|---|---|---|---|---|---|---|---|
| Chloride | 3.4 | | 1.0 | 0.98 | mg/L | 1 | | 300.0 | Total/NA |
| Fluoride | 0.17 | J | 0.20 | 0.081 | mg/L | 1 | | 300.0 | Total/NA |
| Sulfate | 1.9 | | 1.0 | 0.77 | mg/L | 1 | | 300.0 | Total/NA |
| Boron | 0.031 | J | 0.080 | 0.026 | mg/L | 1 | | 6010D | Total/NA |
| Calcium | 7.1 | | 0.10 | 0.038 | mg/L | 1 | | 6010D | Total/NA |
| Barium | 0.0070 | J | 0.010 | 0.00041 | mg/L | 1 | | 6020B | Total Recoverable |
| Vanadium | 0.0014 | J | 0.0050 | 0.0012 | mg/L | 1 | | 6020B | Total Recoverable |
| Total Dissolved Solids | 69 | | 10 | 10 | mg/L | 1 | | 2540C - 2015 | Total/NA |

## Client Sample ID: WAN-GWC-16 — Lab Sample ID: 705-55666-6

| Analyte | Result | Qualifier | RL | MDL | Unit | Dil Fac | D | Method | Prep Type |
|---|---|---|---|---|---|---|---|---|---|
| Chloride | 1.6 | | 1.0 | 0.98 | mg/L | 1 | | 300.0 | Total/NA |
| Fluoride | 0.16 | J | 0.20 | 0.081 | mg/L | 1 | | 300.0 | Total/NA |
| Sulfate | 1.1 | | 1.0 | 0.77 | mg/L | 1 | | 300.0 | Total/NA |
| Calcium | 6.7 | | 0.10 | 0.038 | mg/L | 1 | | 6010D | Total/NA |
| Barium | 0.019 | | 0.010 | 0.00041 | mg/L | 1 | | 6020B | Total Recoverable |
| Nickel | 0.0011 | J | 0.0050 | 0.00042 | mg/L | 1 | | 6020B | Total Recoverable |
| Vanadium | 0.0050 | | 0.0050 | 0.0012 | mg/L | 1 | | 6020B | Total Recoverable |
| Total Dissolved Solids | 92 | | 10 | 10 | mg/L | 1 | | 2540C - 2015 | Total/NA |

## Client Sample ID: WAN-GWC-17 — Lab Sample ID: 705-55666-7

| Analyte | Result | Qualifier | RL | MDL | Unit | Dil Fac | D | Method | Prep Type |
|---|---|---|---|---|---|---|---|---|---|
| Chloride | 1.6 | | 1.0 | 0.98 | mg/L | 1 | | 300.0 | Total/NA |
| Fluoride | 0.19 | J | 0.20 | 0.081 | mg/L | 1 | | 300.0 | Total/NA |
| Sulfate | 1.2 | | 1.0 | 0.77 | mg/L | 1 | | 300.0 | Total/NA |
| Calcium | 9.4 | | 0.10 | 0.038 | mg/L | 1 | | 6010D | Total/NA |
| Barium | 0.019 | | 0.010 | 0.00041 | mg/L | 1 | | 6020B | Total Recoverable |
| Vanadium | 0.0022 | J | 0.0050 | 0.0012 | mg/L | 1 | | 6020B | Total Recoverable |
| Total Dissolved Solids | 100 | | 10 | 10 | mg/L | 1 | | 2540C - 2015 | Total/NA |

## Client Sample ID: WAN-GWC-18 — Lab Sample ID: 705-55666-8

| Analyte | Result | Qualifier | RL | MDL | Unit | Dil Fac | D | Method | Prep Type |
|---|---|---|---|---|---|---|---|---|---|
| Chloride | 1.9 | | 1.0 | 0.98 | mg/L | 1 | | 300.0 | Total/NA |
| Fluoride | 0.089 | J | 0.20 | 0.081 | mg/L | 1 | | 300.0 | Total/NA |

This Detection Summary does not include radiochemical test results.

# Detection Summary

Client: Southern Company
Project/Site: Plant Wansley Landfill

Job ID: 705-55375-1

## Client Sample ID: WAN-GWC-18 (Continued) — Lab Sample ID: 705-55666-8

| Analyte | Result | Qualifier | RL | MDL | Unit | Dil Fac | D | Method | Prep Type |
|---|---|---|---|---|---|---|---|---|---|
| Calcium | 8.3 | | 0.10 | 0.038 | mg/L | 1 | | 6010D | Total/NA |
| Barium | 0.045 | | 0.010 | 0.00041 | mg/L | 1 | | 6020B | Total Recoverable |
| Vanadium | 0.0020 | J | 0.0050 | 0.0012 | mg/L | 1 | | 6020B | Total Recoverable |
| Total Dissolved Solids | 80 | | 10 | 10 | mg/L | 1 | | 2540C - 2015 | Total/NA |

## Client Sample ID: WAN-GWC-19 — Lab Sample ID: 705-55666-9

| Analyte | Result | Qualifier | RL | MDL | Unit | Dil Fac | D | Method | Prep Type |
|---|---|---|---|---|---|---|---|---|---|
| Chloride | 1.9 | | 1.0 | 0.98 | mg/L | 1 | | 300.0 | Total/NA |
| Fluoride | 0.36 | | 0.20 | 0.081 | mg/L | 1 | | 300.0 | Total/NA |
| Sulfate | 1.5 | | 1.0 | 0.77 | mg/L | 1 | | 300.0 | Total/NA |
| Calcium | 7.5 | | 0.10 | 0.038 | mg/L | 1 | | 6010D | Total/NA |
| Barium | 0.13 | | 0.010 | 0.00041 | mg/L | 1 | | 6020B | Total Recoverable |
| Cobalt | 0.00072 | J | 0.0050 | 0.00041 | mg/L | 1 | | 6020B | Total Recoverable |
| Nickel | 0.0012 | J | 0.0050 | 0.00042 | mg/L | 1 | | 6020B | Total Recoverable |
| Vanadium | 0.0013 | J | 0.0050 | 0.0012 | mg/L | 1 | | 6020B | Total Recoverable |
| Total Dissolved Solids | 81 | | 10 | 10 | mg/L | 1 | | 2540C - 2015 | Total/NA |

## Client Sample ID: WAN-GWC-25 — Lab Sample ID: 705-55666-10

| Analyte | Result | Qualifier | RL | MDL | Unit | Dil Fac | D | Method | Prep Type |
|---|---|---|---|---|---|---|---|---|---|
| Chloride | 9.0 | | 1.0 | 0.98 | mg/L | 1 | | 300.0 | Total/NA |
| Fluoride | 0.19 | J | 0.20 | 0.081 | mg/L | 1 | | 300.0 | Total/NA |
| Sulfate | 5.6 | | 1.0 | 0.77 | mg/L | 1 | | 300.0 | Total/NA |
| Calcium | 7.0 | | 0.10 | 0.038 | mg/L | 1 | | 6010D | Total/NA |
| Barium | 0.022 | | 0.010 | 0.00041 | mg/L | 1 | | 6020B | Total Recoverable |
| Cobalt | 0.0037 | J | 0.0050 | 0.00041 | mg/L | 1 | | 6020B | Total Recoverable |
| Nickel | 0.0034 | J | 0.0050 | 0.00042 | mg/L | 1 | | 6020B | Total Recoverable |
| Total Dissolved Solids | 97 | | 10 | 10 | mg/L | 1 | | 2540C - 2015 | Total/NA |

## Client Sample ID: WAN-GWC-27 — Lab Sample ID: 705-55666-11

| Analyte | Result | Qualifier | RL | MDL | Unit | Dil Fac | D | Method | Prep Type |
|---|---|---|---|---|---|---|---|---|---|
| Chloride | 1.2 | | 1.0 | 0.98 | mg/L | 1 | | 300.0 | Total/NA |
| Fluoride | 0.53 | | 0.20 | 0.081 | mg/L | 1 | | 300.0 | Total/NA |
| Sulfate | 2.5 | | 1.0 | 0.77 | mg/L | 1 | | 300.0 | Total/NA |
| Calcium | 2.0 | | 0.10 | 0.038 | mg/L | 1 | | 6010D | Total/NA |
| Barium | 0.013 | | 0.010 | 0.00041 | mg/L | 1 | | 6020B | Total Recoverable |
| Beryllium | 0.0035 | | 0.0010 | 0.00015 | mg/L | 1 | | 6020B | Total Recoverable |
| Cobalt | 0.00093 | J | 0.0050 | 0.00041 | mg/L | 1 | | 6020B | Total Recoverable |
| Total Dissolved Solids | 17 | | 10 | 10 | mg/L | 1 | | 2540C - 2015 | Total/NA |

This Detection Summary does not include radiochemical test results.

# Detection Summary

Client: Southern Company
Project/Site: Plant Wansley Landfill

Job ID: 705-55375-1

## Client Sample ID: WAN-GWC-32 — Lab Sample ID: 705-55666-12

| Analyte | Result | Qualifier | RL | MDL | Unit | Dil Fac | D | Method | Prep Type |
|---|---|---|---|---|---|---|---|---|---|
| Chloride | 1.4 | | 1.0 | 0.98 | mg/L | 1 | | 300.0 | Total/NA |
| Fluoride | 1.9 | | 0.20 | 0.081 | mg/L | 1 | | 300.0 | Total/NA |
| Sulfate | 6.4 | | 1.0 | 0.77 | mg/L | 1 | | 300.0 | Total/NA |
| Calcium | 5.7 | | 0.10 | 0.038 | mg/L | 1 | | 6010D | Total/NA |
| Barium | 0.00070 | J | 0.010 | 0.00041 | mg/L | 1 | | 6020B | Total Recoverable |
| Beryllium | 0.0012 | | 0.0010 | 0.00015 | mg/L | 1 | | 6020B | Total Recoverable |
| Zinc | 0.030 | | 0.010 | 0.0089 | mg/L | 1 | | 6020B | Total Recoverable |
| Total Dissolved Solids | 91 | | 10 | 10 | mg/L | 1 | | 2540C - 2015 | Total/NA |

## Client Sample ID: WAN-LF-FD-05 — Lab Sample ID: 705-55666-13

| Analyte | Result | Qualifier | RL | MDL | Unit | Dil Fac | D | Method | Prep Type |
|---|---|---|---|---|---|---|---|---|---|
| Chloride | 2.0 | | 1.0 | 0.98 | mg/L | 1 | | 300.0 | Total/NA |
| Fluoride | 0.16 | J | 0.20 | 0.081 | mg/L | 1 | | 300.0 | Total/NA |
| Sulfate | 1.3 | | 1.0 | 0.77 | mg/L | 1 | | 300.0 | Total/NA |
| Calcium | 7.4 | | 0.10 | 0.038 | mg/L | 1 | | 6010D | Total/NA |
| Barium | 0.12 | | 0.010 | 0.00041 | mg/L | 1 | | 6020B | Total Recoverable |
| Cobalt | 0.00060 | J | 0.0050 | 0.00041 | mg/L | 1 | | 6020B | Total Recoverable |
| Copper | 0.00066 | J | 0.0020 | 0.00064 | mg/L | 1 | | 6020B | Total Recoverable |
| Nickel | 0.0010 | J | 0.0050 | 0.00042 | mg/L | 1 | | 6020B | Total Recoverable |
| Vanadium | 0.0012 | J | 0.0050 | 0.0012 | mg/L | 1 | | 6020B | Total Recoverable |
| Zinc | 0.0095 | J | 0.010 | 0.0089 | mg/L | 1 | | 6020B | Total Recoverable |
| Total Dissolved Solids | 52 | | 10 | 10 | mg/L | 1 | | 2540C - 2015 | Total/NA |

## Client Sample ID: WAN-LF-FD-06 — Lab Sample ID: 705-55666-14

| Analyte | Result | Qualifier | RL | MDL | Unit | Dil Fac | D | Method | Prep Type |
|---|---|---|---|---|---|---|---|---|---|
| Chloride | 1.6 | | 1.0 | 0.98 | mg/L | 1 | | 300.0 | Total/NA |
| Fluoride | 0.20 | | 0.20 | 0.081 | mg/L | 1 | | 300.0 | Total/NA |
| Sulfate | 2.2 | | 1.0 | 0.77 | mg/L | 1 | | 300.0 | Total/NA |
| Calcium | 4.1 | | 0.10 | 0.038 | mg/L | 1 | | 6010D | Total/NA |
| Barium | 0.0030 | J | 0.010 | 0.00041 | mg/L | 1 | | 6020B | Total Recoverable |
| Vanadium | 0.0012 | J | 0.0050 | 0.0012 | mg/L | 1 | | 6020B | Total Recoverable |
| Total Dissolved Solids | 59 | | 10 | 10 | mg/L | 1 | | 2540C - 2015 | Total/NA |

## Client Sample ID: WAN-LF-FD-07 — Lab Sample ID: 705-55666-15

| Analyte | Result | Qualifier | RL | MDL | Unit | Dil Fac | D | Method | Prep Type |
|---|---|---|---|---|---|---|---|---|---|
| Chloride | 3.4 | | 1.0 | 0.98 | mg/L | 1 | | 300.0 | Total/NA |
| Fluoride | 0.19 | J | 0.20 | 0.081 | mg/L | 1 | | 300.0 | Total/NA |
| Sulfate | 2.1 | | 1.0 | 0.77 | mg/L | 1 | | 300.0 | Total/NA |
| Boron | 0.035 | J | 0.080 | 0.026 | mg/L | 1 | | 6010D | Total/NA |
| Calcium | 8.7 | | 0.10 | 0.038 | mg/L | 1 | | 6010D | Total/NA |

This Detection Summary does not include radiochemical test results.

# Detection Summary

Client: Southern Company
Project/Site: Plant Wansley Landfill

Job ID: 705-55375-1

## Client Sample ID: WAN-LF-FD-07 (Continued) — Lab Sample ID: 705-55666-15

| Analyte | Result | Qualifier | RL | MDL | Unit | Dil Fac | D | Method | Prep Type |
|---|---|---|---|---|---|---|---|---|---|
| Barium | 0.0075 | J | 0.010 | 0.00041 | mg/L | 1 | | 6020B | Total Recoverable |
| Vanadium | 0.0015 | J | 0.0050 | 0.0012 | mg/L | 1 | | 6020B | Total Recoverable |
| Total Dissolved Solids | 77 | | 10 | 10 | mg/L | 1 | | 2540C - 2015 | Total/NA |

## Client Sample ID: WAN-LF-FB-11 — Lab Sample ID: 705-55666-16

| Analyte | Result | Qualifier | RL | MDL | Unit | Dil Fac | D | Method | Prep Type |
|---|---|---|---|---|---|---|---|---|---|
| Fluoride | 0.20 | | 0.20 | 0.081 | mg/L | 1 | | 300.0 | Total/NA |
| Sulfate | 0.80 | J | 1.0 | 0.77 | mg/L | 1 | | 300.0 | Total/NA |

## Client Sample ID: WAN-LF-FB-12 — Lab Sample ID: 705-55666-17

| Analyte | Result | Qualifier | RL | MDL | Unit | Dil Fac | D | Method | Prep Type |
|---|---|---|---|---|---|---|---|---|---|
| Fluoride | 0.097 | J | 0.20 | 0.081 | mg/L | 1 | | 300.0 | Total/NA |

## Client Sample ID: WAN-GWC-7 — Lab Sample ID: 705-55740-1

| Analyte | Result | Qualifier | RL | MDL | Unit | Dil Fac | D | Method | Prep Type |
|---|---|---|---|---|---|---|---|---|---|
| Chloride | 16 | | 1.0 | 0.98 | mg/L | 1 | | 300.0 | Total/NA |
| Fluoride | 0.28 | | 0.20 | 0.081 | mg/L | 1 | | 300.0 | Total/NA |
| Sulfate | 36 | | 1.0 | 0.77 | mg/L | 1 | | 300.0 | Total/NA |
| Calcium | 39 | | 0.10 | 0.038 | mg/L | 1 | | 6010D | Total/NA |
| Barium | 0.056 | | 0.010 | 0.00041 | mg/L | 1 | | 6020B | Total Recoverable |
| Cobalt | 0.00067 | J | 0.0050 | 0.00041 | mg/L | 1 | | 6020B | Total Recoverable |
| Nickel | 0.0079 | | 0.0050 | 0.00042 | mg/L | 1 | | 6020B | Total Recoverable |
| Vanadium | 0.0041 | J | 0.0050 | 0.0012 | mg/L | 1 | | 6020B | Total Recoverable |
| Total Dissolved Solids | 350 | | 10 | 10 | mg/L | 1 | | 2540C - 2015 | Total/NA |

## Client Sample ID: WAN-GWC-8 — Lab Sample ID: 705-55740-2

| Analyte | Result | Qualifier | RL | MDL | Unit | Dil Fac | D | Method | Prep Type |
|---|---|---|---|---|---|---|---|---|---|
| Chloride | 4.9 | | 1.0 | 0.98 | mg/L | 1 | | 300.0 | Total/NA |
| Fluoride | 0.13 | J | 0.20 | 0.081 | mg/L | 1 | | 300.0 | Total/NA |
| Sulfate | 68 | | 10 | 7.7 | mg/L | 10 | | 300.0 | Total/NA |
| Calcium | 25 | | 0.10 | 0.038 | mg/L | 1 | | 6010D | Total/NA |
| Barium | 0.032 | | 0.010 | 0.00041 | mg/L | 1 | | 6020B | Total Recoverable |
| Cobalt | 0.00069 | J | 0.0050 | 0.00041 | mg/L | 1 | | 6020B | Total Recoverable |
| Copper | 0.0025 | | 0.0020 | 0.00064 | mg/L | 1 | | 6020B | Total Recoverable |
| Nickel | 0.0014 | J | 0.0050 | 0.00042 | mg/L | 1 | | 6020B | Total Recoverable |
| Vanadium | 0.0017 | J | 0.0050 | 0.0012 | mg/L | 1 | | 6020B | Total Recoverable |
| Total Dissolved Solids | 160 | | 10 | 10 | mg/L | 1 | | 2540C - 2015 | Total/NA |

This Detection Summary does not include radiochemical test results.

# Detection Summary

Client: Southern Company
Project/Site: Plant Wansley Landfill

Job ID: 705-55375-1

## Client Sample ID: WAN-GWC-9 — Lab Sample ID: 705-55740-3

| Analyte | Result | Qualifier | RL | MDL | Unit | Dil Fac | D | Method | Prep Type |
|---|---|---|---|---|---|---|---|---|---|
| Chloride | 9.0 | | 1.0 | 0.98 | mg/L | 1 | | 300.0 | Total/NA |
| Fluoride | 0.14 | J | 0.20 | 0.081 | mg/L | 1 | | 300.0 | Total/NA |
| Sulfate | 12 | | 1.0 | 0.77 | mg/L | 1 | | 300.0 | Total/NA |
| Boron | 0.061 | J | 0.080 | 0.026 | mg/L | 1 | | 6010D | Total/NA |
| Calcium | 9.9 | | 0.10 | 0.038 | mg/L | 1 | | 6010D | Total/NA |
| Barium | 0.070 | | 0.010 | 0.00041 | mg/L | 1 | | 6020B | Total Recoverable |
| Cobalt | 0.014 | | 0.0050 | 0.00041 | mg/L | 1 | | 6020B | Total Recoverable |
| Copper | 0.0010 | J | 0.0020 | 0.00064 | mg/L | 1 | | 6020B | Total Recoverable |
| Nickel | 0.0099 | | 0.0050 | 0.00042 | mg/L | 1 | | 6020B | Total Recoverable |
| Zinc | 0.010 | | 0.010 | 0.0089 | mg/L | 1 | | 6020B | Total Recoverable |
| Total Dissolved Solids | 90 | | 10 | 10 | mg/L | 1 | | 2540C - 2015 | Total/NA |

## Client Sample ID: WAN-GWC-23 — Lab Sample ID: 705-55740-4

| Analyte | Result | Qualifier | RL | MDL | Unit | Dil Fac | D | Method | Prep Type |
|---|---|---|---|---|---|---|---|---|---|
| Chloride | 2.0 | | 1.0 | 0.98 | mg/L | 1 | | 300.0 | Total/NA |
| Fluoride | 0.12 | J | 0.20 | 0.081 | mg/L | 1 | | 300.0 | Total/NA |
| Sulfate | 1.2 | | 1.0 | 0.77 | mg/L | 1 | | 300.0 | Total/NA |
| Calcium | 3.9 | | 0.10 | 0.038 | mg/L | 1 | | 6010D | Total/NA |
| Barium | 0.0051 | J | 0.010 | 0.00041 | mg/L | 1 | | 6020B | Total Recoverable |
| Total Dissolved Solids | 49 | | 10 | 10 | mg/L | 1 | | 2540C - 2015 | Total/NA |

## Client Sample ID: WAN-GWC-26 — Lab Sample ID: 705-55740-5

| Analyte | Result | Qualifier | RL | MDL | Unit | Dil Fac | D | Method | Prep Type |
|---|---|---|---|---|---|---|---|---|---|
| Chloride | 3.2 | | 1.0 | 0.98 | mg/L | 1 | | 300.0 | Total/NA |
| Fluoride | 0.15 | J | 0.20 | 0.081 | mg/L | 1 | | 300.0 | Total/NA |
| Calcium | 1.6 | | 0.10 | 0.038 | mg/L | 1 | | 6010D | Total/NA |
| Barium | 0.039 | | 0.010 | 0.00041 | mg/L | 1 | | 6020B | Total Recoverable |
| Nickel | 0.00045 | J | 0.0050 | 0.00042 | mg/L | 1 | | 6020B | Total Recoverable |
| Total Dissolved Solids | 46 | | 10 | 10 | mg/L | 1 | | 2540C - 2015 | Total/NA |

## Client Sample ID: WAN-GWC-33 — Lab Sample ID: 705-55740-6

| Analyte | Result | Qualifier | RL | MDL | Unit | Dil Fac | D | Method | Prep Type |
|---|---|---|---|---|---|---|---|---|---|
| Chloride | 1.6 | | 1.0 | 0.98 | mg/L | 1 | | 300.0 | Total/NA |
| Fluoride | 2.4 | | 0.20 | 0.081 | mg/L | 1 | | 300.0 | Total/NA |
| Sulfate | 8.7 | | 1.0 | 0.77 | mg/L | 1 | | 300.0 | Total/NA |
| Calcium | 11 | | 0.10 | 0.038 | mg/L | 1 | | 6010D | Total/NA |
| Barium | 0.0043 | J | 0.010 | 0.00041 | mg/L | 1 | | 6020B | Total Recoverable |
| Beryllium | 0.00035 | J | 0.0010 | 0.00015 | mg/L | 1 | | 6020B | Total Recoverable |
| Total Dissolved Solids | 79 | | 10 | 10 | mg/L | 1 | | 2540C - 2015 | Total/NA |

This Detection Summary does not include radiochemical test results.

# Detection Summary

Client: Southern Company
Project/Site: Plant Wansley Landfill

Job ID: 705-55375-1

## Client Sample ID: WAN-GWC-34 — Lab Sample ID: 705-55740-7

| Analyte | Result | Qualifier | RL | MDL | Unit | Dil Fac | D | Method | Prep Type |
|---|---|---|---|---|---|---|---|---|---|
| Chloride | 1.3 | | 1.0 | 0.98 | mg/L | 1 | | 300.0 | Total/NA |
| Fluoride | 0.24 | | 0.20 | 0.081 | mg/L | 1 | | 300.0 | Total/NA |
| Sulfate | 2.0 | | 1.0 | 0.77 | mg/L | 1 | | 300.0 | Total/NA |
| Calcium | 3.4 | | 0.10 | 0.038 | mg/L | 1 | | 6010D | Total/NA |
| Barium | 0.013 | | 0.010 | 0.00041 | mg/L | 1 | | 6020B | Total Recoverable |
| Nickel | 0.00071 | J | 0.0050 | 0.00042 | mg/L | 1 | | 6020B | Total Recoverable |
| Total Dissolved Solids | 40 | | 10 | 10 | mg/L | 1 | | 2540C - 2015 | Total/NA |

## Client Sample ID: WAN-GWC-35 — Lab Sample ID: 705-55740-8

| Analyte | Result | Qualifier | RL | MDL | Unit | Dil Fac | D | Method | Prep Type |
|---|---|---|---|---|---|---|---|---|---|
| Chloride | 23 | | 1.0 | 0.98 | mg/L | 1 | | 300.0 | Total/NA |
| Fluoride | 0.30 | | 0.20 | 0.081 | mg/L | 1 | | 300.0 | Total/NA |
| Sulfate | 9.7 | | 1.0 | 0.77 | mg/L | 1 | | 300.0 | Total/NA |
| Boron | 0.13 | | 0.080 | 0.026 | mg/L | 1 | | 6010D | Total/NA |
| Calcium | 6.7 | | 0.10 | 0.038 | mg/L | 1 | | 6010D | Total/NA |
| Barium | 0.054 | | 0.010 | 0.00041 | mg/L | 1 | | 6020B | Total Recoverable |
| Cobalt | 0.00058 | J | 0.0050 | 0.00041 | mg/L | 1 | | 6020B | Total Recoverable |
| Nickel | 0.0026 | J | 0.0050 | 0.00042 | mg/L | 1 | | 6020B | Total Recoverable |
| Total Dissolved Solids | 55 | | 10 | 10 | mg/L | 1 | | 2540C - 2015 | Total/NA |

## Client Sample ID: WAN-LF-FB-13 — Lab Sample ID: 705-55740-9

| Analyte | Result | Qualifier | RL | MDL | Unit | Dil Fac | D | Method | Prep Type |
|---|---|---|---|---|---|---|---|---|---|
| Fluoride | 0.17 | J | 0.20 | 0.081 | mg/L | 1 | | 300.0 | Total/NA |

## Client Sample ID: WAN-LF-EB-05 — Lab Sample ID: 705-55740-10

| Analyte | Result | Qualifier | RL | MDL | Unit | Dil Fac | D | Method | Prep Type |
|---|---|---|---|---|---|---|---|---|---|
| Fluoride | 0.094 | J | 0.20 | 0.081 | mg/L | 1 | | 300.0 | Total/NA |

## Client Sample ID: WAN-LF-EB-06 — Lab Sample ID: 705-55740-11

| Analyte | Result | Qualifier | RL | MDL | Unit | Dil Fac | D | Method | Prep Type |
|---|---|---|---|---|---|---|---|---|---|
| Fluoride | 0.093 | J | 0.20 | 0.081 | mg/L | 1 | | 300.0 | Total/NA |

## Client Sample ID: WAN-LF-EB-07 — Lab Sample ID: 705-55740-12

| Analyte | Result | Qualifier | RL | MDL | Unit | Dil Fac | D | Method | Prep Type |
|---|---|---|---|---|---|---|---|---|---|
| Fluoride | 0.12 | J | 0.20 | 0.081 | mg/L | 1 | | 300.0 | Total/NA |
| Sulfate | 1.6 | | 1.0 | 0.77 | mg/L | 1 | | 300.0 | Total/NA |

This Detection Summary does not include radiochemical test results.

# Client Sample Results

Client: Southern Company
Project/Site: Plant Wansley Landfill

Job ID: 705-55375-1

## Client Sample ID: WAN-GWA-1

**Lab Sample ID: 705-55375-1**
**Matrix: Water**

**Date Collected: 01/20/26 12:21**
**Date Received: 01/21/26 14:50**

### Method: EPA 300.0 - Anions, Ion Chromatography

| Analyte | Result | Qualifier | RL | MDL | Unit | D | Prepared | Analyzed | Dil Fac |
|---|---|---|---|---|---|---|---|---|---|
| **Chloride** | **2.9** | | 1.0 | 0.98 | mg/L | | | 01/22/26 00:33 | 1 |
| **Fluoride** | **0.13** | **J** | 0.20 | 0.081 | mg/L | | | 01/22/26 00:33 | 1 |
| Sulfate | <0.77 | | 1.0 | 0.77 | mg/L | | | 01/22/26 00:33 | 1 |

### Method: SW846 6010D - Metals (ICP)

| Analyte | Result | Qualifier | RL | MDL | Unit | D | Prepared | Analyzed | Dil Fac |
|---|---|---|---|---|---|---|---|---|---|
| Boron | <0.026 | | 0.080 | 0.026 | mg/L | | 01/22/26 10:35 | 01/23/26 09:24 | 1 |
| **Calcium** | **0.81** | | 0.10 | 0.038 | mg/L | | 01/22/26 10:35 | 01/23/26 09:24 | 1 |

### Method: SW846 6020B - Metals (ICP/MS) - Total Recoverable

| Analyte | Result | Qualifier | RL | MDL | Unit | D | Prepared | Analyzed | Dil Fac |
|---|---|---|---|---|---|---|---|---|---|
| Antimony | <0.0025 | | 0.0050 | 0.0025 | mg/L | | 01/22/26 09:48 | 01/23/26 00:14 | 1 |
| Arsenic | <0.0013 | | 0.0050 | 0.0013 | mg/L | | 01/22/26 09:48 | 01/23/26 00:14 | 1 |
| **Barium** | **0.011** | | 0.010 | 0.00041 | mg/L | | 01/22/26 09:48 | 01/23/26 00:14 | 1 |
| Beryllium | <0.00015 | | 0.0010 | 0.00015 | mg/L | | 01/22/26 09:48 | 01/23/26 00:14 | 1 |
| Cadmium | <0.00024 | | 0.00070 | 0.00024 | mg/L | | 01/22/26 09:48 | 01/23/26 00:14 | 1 |
| Chromium | <0.0037 | | 0.0050 | 0.0037 | mg/L | | 01/22/26 09:48 | 01/23/26 00:14 | 1 |
| Cobalt | <0.00041 | | 0.0050 | 0.00041 | mg/L | | 01/22/26 09:48 | 01/23/26 00:14 | 1 |
| Copper | <0.00064 | | 0.0020 | 0.00064 | mg/L | | 01/22/26 09:48 | 01/23/26 00:14 | 1 |
| Lead | <0.00086 | | 0.0010 | 0.00086 | mg/L | | 01/22/26 09:48 | 01/23/26 00:14 | 1 |
| **Nickel** | **0.0010** | **J** | 0.0050 | 0.00042 | mg/L | | 01/22/26 09:48 | 01/23/26 00:14 | 1 |
| Selenium | <0.0023 | | 0.0050 | 0.0023 | mg/L | | 01/22/26 09:48 | 01/23/26 00:14 | 1 |
| Silver | <0.00017 | | 0.0010 | 0.00017 | mg/L | | 01/22/26 09:48 | 01/23/26 00:14 | 1 |
| Thallium | <0.00019 | | 0.0010 | 0.00019 | mg/L | | 01/22/26 09:48 | 01/23/26 00:14 | 1 |
| Vanadium | <0.0012 | | 0.0050 | 0.0012 | mg/L | | 01/22/26 09:48 | 01/23/26 00:14 | 1 |
| Zinc | <0.0089 | | 0.010 | 0.0089 | mg/L | | 01/22/26 09:48 | 01/23/26 00:14 | 1 |

### Method: SW846 7470A - Mercury (CVAA)

| Analyte | Result | Qualifier | RL | MDL | Unit | D | Prepared | Analyzed | Dil Fac |
|---|---|---|---|---|---|---|---|---|---|
| Mercury | <0.00017 | | 0.00020 | 0.00017 | mg/L | | 01/28/26 17:30 | 01/28/26 23:09 | 1 |

### General Chemistry

| Analyte | Result | Qualifier | RL | MDL | Unit | D | Prepared | Analyzed | Dil Fac |
|---|---|---|---|---|---|---|---|---|---|
| Total Dissolved Solids (SM 2540C - 2015) | <10 | | 10 | 10 | mg/L | | | 01/23/26 12:30 | 1 |

## Client Sample ID: WAN-GWA-2

**Lab Sample ID: 705-55375-2**
**Matrix: Water**

**Date Collected: 01/20/26 12:20**
**Date Received: 01/21/26 14:50**

### Method: EPA 300.0 - Anions, Ion Chromatography

| Analyte | Result | Qualifier | RL | MDL | Unit | D | Prepared | Analyzed | Dil Fac |
|---|---|---|---|---|---|---|---|---|---|
| **Chloride** | **3.1** | | 1.0 | 0.98 | mg/L | | | 01/22/26 00:44 | 1 |
| **Fluoride** | **0.13** | **J** | 0.20 | 0.081 | mg/L | | | 01/22/26 00:44 | 1 |
| **Sulfate** | **18** | | 1.0 | 0.77 | mg/L | | | 01/22/26 00:44 | 1 |

### Method: SW846 6010D - Metals (ICP)

| Analyte | Result | Qualifier | RL | MDL | Unit | D | Prepared | Analyzed | Dil Fac |
|---|---|---|---|---|---|---|---|---|---|
| Boron | <0.026 | | 0.080 | 0.026 | mg/L | | 01/22/26 10:35 | 01/23/26 09:04 | 1 |
| **Calcium** | **5.2** | | 0.10 | 0.038 | mg/L | | 01/22/26 10:35 | 01/23/26 09:04 | 1 |

# Client Sample Results

Client: Southern Company
Project/Site: Plant Wansley Landfill

Job ID: 705-55375-1

## Client Sample ID: WAN-GWA-2

**Lab Sample ID: 705-55375-2**
**Date Collected: 01/20/26 12:20**
**Matrix: Water**
**Date Received: 01/21/26 14:50**

### Method: SW846 6020B - Metals (ICP/MS) - Total Recoverable

| Analyte | Result | Qualifier | RL | MDL | Unit | D | Prepared | Analyzed | Dil Fac |
|---|---|---|---|---|---|---|---|---|---|
| Antimony | <0.0025 | | 0.0050 | 0.0025 | mg/L | | 01/22/26 09:48 | 01/23/26 00:25 | 1 |
| Arsenic | <0.0013 | | 0.0050 | 0.0013 | mg/L | | 01/22/26 09:48 | 01/23/26 00:25 | 1 |
| **Barium** | **0.024** | | 0.010 | 0.00041 | mg/L | | 01/22/26 09:48 | 01/23/26 00:25 | 1 |
| Beryllium | <0.00015 | | 0.0010 | 0.00015 | mg/L | | 01/22/26 09:48 | 01/23/26 00:25 | 1 |
| Cadmium | <0.00024 | | 0.00070 | 0.00024 | mg/L | | 01/22/26 09:48 | 01/23/26 00:25 | 1 |
| Chromium | <0.0037 | | 0.0050 | 0.0037 | mg/L | | 01/22/26 09:48 | 01/23/26 00:25 | 1 |
| Cobalt | <0.00041 | | 0.0050 | 0.00041 | mg/L | | 01/22/26 09:48 | 01/23/26 00:25 | 1 |
| Copper | <0.00064 | | 0.0020 | 0.00064 | mg/L | | 01/22/26 09:48 | 01/23/26 00:25 | 1 |
| Lead | <0.00086 | | 0.0010 | 0.00086 | mg/L | | 01/22/26 09:48 | 01/23/26 00:25 | 1 |
| **Nickel** | **0.0014** | **J** | 0.0050 | 0.00042 | mg/L | | 01/22/26 09:48 | 01/23/26 00:25 | 1 |
| Selenium | <0.0023 | | 0.0050 | 0.0023 | mg/L | | 01/22/26 09:48 | 01/23/26 00:25 | 1 |
| Silver | <0.00017 | | 0.0010 | 0.00017 | mg/L | | 01/22/26 09:48 | 01/23/26 00:25 | 1 |
| **Thallium** | **0.00072** | **J** | 0.0010 | 0.00019 | mg/L | | 01/22/26 09:48 | 01/23/26 00:25 | 1 |
| Vanadium | <0.0012 | | 0.0050 | 0.0012 | mg/L | | 01/22/26 09:48 | 01/23/26 00:25 | 1 |
| Zinc | <0.0089 | | 0.010 | 0.0089 | mg/L | | 01/22/26 09:48 | 01/23/26 00:25 | 1 |

### Method: SW846 7470A - Mercury (CVAA)

| Analyte | Result | Qualifier | RL | MDL | Unit | D | Prepared | Analyzed | Dil Fac |
|---|---|---|---|---|---|---|---|---|---|
| Mercury | <0.00017 | | 0.00020 | 0.00017 | mg/L | | 01/28/26 17:30 | 01/28/26 23:20 | 1 |

### General Chemistry

| Analyte | Result | Qualifier | RL | MDL | Unit | D | Prepared | Analyzed | Dil Fac |
|---|---|---|---|---|---|---|---|---|---|
| **Total Dissolved Solids (SM 2540C - 2015)** | **27** | | 10 | 10 | mg/L | | | 01/23/26 12:30 | 1 |

## Client Sample ID: WAN-GWA-4

**Lab Sample ID: 705-55375-3**
**Date Collected: 01/20/26 13:45**
**Matrix: Water**
**Date Received: 01/21/26 14:50**

### Method: EPA 300.0 - Anions, Ion Chromatography

| Analyte | Result | Qualifier | RL | MDL | Unit | D | Prepared | Analyzed | Dil Fac |
|---|---|---|---|---|---|---|---|---|---|
| **Chloride** | **12** | | 1.0 | 0.98 | mg/L | | | 01/22/26 00:56 | 1 |
| **Fluoride** | **0.13** | **J** | 0.20 | 0.081 | mg/L | | | 01/22/26 00:56 | 1 |
| **Sulfate** | **11** | | 1.0 | 0.77 | mg/L | | | 01/22/26 00:56 | 1 |

### Method: SW846 6010D - Metals (ICP)

| Analyte | Result | Qualifier | RL | MDL | Unit | D | Prepared | Analyzed | Dil Fac |
|---|---|---|---|---|---|---|---|---|---|
| Boron | <0.026 | | 0.080 | 0.026 | mg/L | | 01/22/26 10:35 | 01/23/26 09:27 | 1 |
| **Calcium** | **35** | | 0.10 | 0.038 | mg/L | | 01/22/26 10:35 | 01/23/26 09:27 | 1 |

### Method: SW846 6020B - Metals (ICP/MS) - Total Recoverable

| Analyte | Result | Qualifier | RL | MDL | Unit | D | Prepared | Analyzed | Dil Fac |
|---|---|---|---|---|---|---|---|---|---|
| Antimony | <0.0025 | | 0.0050 | 0.0025 | mg/L | | 01/22/26 09:48 | 01/23/26 00:27 | 1 |
| Arsenic | <0.0013 | | 0.0050 | 0.0013 | mg/L | | 01/22/26 09:48 | 01/23/26 00:27 | 1 |
| **Barium** | **0.15** | | 0.010 | 0.00041 | mg/L | | 01/22/26 09:48 | 01/23/26 00:27 | 1 |
| Beryllium | <0.00015 | | 0.0010 | 0.00015 | mg/L | | 01/22/26 09:48 | 01/23/26 00:27 | 1 |
| Cadmium | <0.00024 | | 0.00070 | 0.00024 | mg/L | | 01/22/26 09:48 | 01/23/26 00:27 | 1 |
| Chromium | <0.0037 | | 0.0050 | 0.0037 | mg/L | | 01/22/26 09:48 | 01/23/26 00:27 | 1 |
| **Cobalt** | **0.0020** | **J** | 0.0050 | 0.00041 | mg/L | | 01/22/26 09:48 | 01/23/26 00:27 | 1 |
| Copper | <0.00064 | | 0.0020 | 0.00064 | mg/L | | 01/22/26 09:48 | 01/23/26 00:27 | 1 |
| Lead | <0.00086 | | 0.0010 | 0.00086 | mg/L | | 01/22/26 09:48 | 01/23/26 00:27 | 1 |

# Client Sample Results

Client: Southern Company
Project/Site: Plant Wansley Landfill

Job ID: 705-55375-1

## Client Sample ID: WAN-GWA-4

**Lab Sample ID: 705-55375-3**
**Matrix: Water**

**Date Collected: 01/20/26 13:45**
**Date Received: 01/21/26 14:50**

### Method: SW846 6020B - Metals (ICP/MS) - Total Recoverable (Continued)

| Analyte | Result | Qualifier | RL | MDL | Unit | D | Prepared | Analyzed | Dil Fac |
|---|---|---|---|---|---|---|---|---|---|
| Nickel | <0.00042 | | 0.0050 | 0.00042 | mg/L | | 01/22/26 09:48 | 01/23/26 00:27 | 1 |
| Selenium | <0.0023 | | 0.0050 | 0.0023 | mg/L | | 01/22/26 09:48 | 01/23/26 00:27 | 1 |
| Silver | <0.00017 | | 0.0010 | 0.00017 | mg/L | | 01/22/26 09:48 | 01/23/26 00:27 | 1 |
| Thallium | <0.00019 | | 0.0010 | 0.00019 | mg/L | | 01/22/26 09:48 | 01/23/26 00:27 | 1 |
| Vanadium | <0.0012 | | 0.0050 | 0.0012 | mg/L | | 01/22/26 09:48 | 01/23/26 00:27 | 1 |
| Zinc | <0.0089 | | 0.010 | 0.0089 | mg/L | | 01/22/26 09:48 | 01/23/26 00:27 | 1 |

### Method: SW846 7470A - Mercury (CVAA)

| Analyte | Result | Qualifier | RL | MDL | Unit | D | Prepared | Analyzed | Dil Fac |
|---|---|---|---|---|---|---|---|---|---|
| Mercury | <0.00017 | | 0.00020 | 0.00017 | mg/L | | 01/28/26 17:30 | 01/28/26 23:23 | 1 |

### General Chemistry

| Analyte | Result | Qualifier | RL | MDL | Unit | D | Prepared | Analyzed | Dil Fac |
|---|---|---|---|---|---|---|---|---|---|
| **Total Dissolved Solids (SM 2540C - 2015)** | **160** | | 10 | 10 | mg/L | | | 01/23/26 12:30 | 1 |

## Client Sample ID: WAN-GWA-28

**Lab Sample ID: 705-55375-4**
**Matrix: Water**

**Date Collected: 01/20/26 13:33**
**Date Received: 01/21/26 14:50**

### Method: EPA 300.0 - Anions, Ion Chromatography

| Analyte | Result | Qualifier | RL | MDL | Unit | D | Prepared | Analyzed | Dil Fac |
|---|---|---|---|---|---|---|---|---|---|
| **Chloride** | **1.6** | | 1.0 | 0.98 | mg/L | | | 01/21/26 23:59 | 1 |
| **Fluoride** | **1.2** | | 0.20 | 0.081 | mg/L | | | 01/21/26 23:59 | 1 |
| **Sulfate** | **1.0** | | 1.0 | 0.77 | mg/L | | | 01/21/26 23:59 | 1 |

### Method: SW846 6010D - Metals (ICP)

| Analyte | Result | Qualifier | RL | MDL | Unit | D | Prepared | Analyzed | Dil Fac |
|---|---|---|---|---|---|---|---|---|---|
| Boron | <0.026 | | 0.080 | 0.026 | mg/L | | 01/22/26 10:35 | 01/23/26 09:30 | 1 |
| **Calcium** | **3.3** | | 0.10 | 0.038 | mg/L | | 01/22/26 10:35 | 01/23/26 09:30 | 1 |

### Method: SW846 6020B - Metals (ICP/MS) - Total Recoverable

| Analyte | Result | Qualifier | RL | MDL | Unit | D | Prepared | Analyzed | Dil Fac |
|---|---|---|---|---|---|---|---|---|---|
| Antimony | <0.0025 | | 0.0050 | 0.0025 | mg/L | | 01/22/26 09:48 | 01/23/26 00:30 | 1 |
| Arsenic | <0.0013 | | 0.0050 | 0.0013 | mg/L | | 01/22/26 09:48 | 01/23/26 00:30 | 1 |
| **Barium** | **0.00045** | **J** | 0.010 | 0.00041 | mg/L | | 01/22/26 09:48 | 01/23/26 00:30 | 1 |
| **Beryllium** | **0.00025** | **J** | 0.0010 | 0.00015 | mg/L | | 01/22/26 09:48 | 01/23/26 00:30 | 1 |
| Cadmium | <0.00024 | | 0.00070 | 0.00024 | mg/L | | 01/22/26 09:48 | 01/23/26 00:30 | 1 |
| Chromium | <0.0037 | | 0.0050 | 0.0037 | mg/L | | 01/22/26 09:48 | 01/23/26 00:30 | 1 |
| Cobalt | <0.00041 | | 0.0050 | 0.00041 | mg/L | | 01/22/26 09:48 | 01/23/26 00:30 | 1 |
| Copper | <0.00064 | | 0.0020 | 0.00064 | mg/L | | 01/22/26 09:48 | 01/23/26 00:30 | 1 |
| Lead | <0.00086 | | 0.0010 | 0.00086 | mg/L | | 01/22/26 09:48 | 01/23/26 00:30 | 1 |
| **Nickel** | **0.00060** | **J** | 0.0050 | 0.00042 | mg/L | | 01/22/26 09:48 | 01/23/26 00:30 | 1 |
| Selenium | <0.0023 | | 0.0050 | 0.0023 | mg/L | | 01/22/26 09:48 | 01/23/26 00:30 | 1 |
| Silver | <0.00017 | | 0.0010 | 0.00017 | mg/L | | 01/22/26 09:48 | 01/23/26 00:30 | 1 |
| Thallium | <0.00019 | | 0.0010 | 0.00019 | mg/L | | 01/22/26 09:48 | 01/23/26 00:30 | 1 |
| Vanadium | <0.0012 | | 0.0050 | 0.0012 | mg/L | | 01/22/26 09:48 | 01/23/26 00:30 | 1 |
| Zinc | <0.0089 | | 0.010 | 0.0089 | mg/L | | 01/22/26 09:48 | 01/23/26 00:30 | 1 |

# Client Sample Results

Client: Southern Company
Project/Site: Plant Wansley Landfill

Job ID: 705-55375-1

## Client Sample ID: WAN-GWA-28

**Lab Sample ID: 705-55375-4**
**Date Collected: 01/20/26 13:33**
**Matrix: Water**
**Date Received: 01/21/26 14:50**

### Method: SW846 7470A - Mercury (CVAA)

| Analyte | Result | Qualifier | RL | MDL | Unit | D | Prepared | Analyzed | Dil Fac |
|---|---|---|---|---|---|---|---|---|---|
| Mercury | <0.00017 | | 0.00020 | 0.00017 | mg/L | | 01/28/26 17:30 | 01/28/26 23:27 | 1 |

### General Chemistry

| Analyte | Result | Qualifier | RL | MDL | Unit | D | Prepared | Analyzed | Dil Fac |
|---|---|---|---|---|---|---|---|---|---|
| Total Dissolved Solids (SM 2540C - 2015) | 50 | | 10 | 10 | mg/L | | | 01/23/26 12:30 | 1 |

## Client Sample ID: WAN-GWA-29

**Lab Sample ID: 705-55375-5**
**Date Collected: 01/20/26 15:10**
**Matrix: Water**
**Date Received: 01/21/26 14:50**

### Method: EPA 300.0 - Anions, Ion Chromatography

| Analyte | Result | Qualifier | RL | MDL | Unit | D | Prepared | Analyzed | Dil Fac |
|---|---|---|---|---|---|---|---|---|---|
| Chloride | 1.4 | | 1.0 | 0.98 | mg/L | | | 01/22/26 01:07 | 1 |
| Fluoride | 1.3 | | 0.20 | 0.081 | mg/L | | | 01/22/26 01:07 | 1 |
| Sulfate | 4.0 | | 1.0 | 0.77 | mg/L | | | 01/22/26 01:07 | 1 |

### Method: SW846 6010D - Metals (ICP)

| Analyte | Result | Qualifier | RL | MDL | Unit | D | Prepared | Analyzed | Dil Fac |
|---|---|---|---|---|---|---|---|---|---|
| Boron | <0.026 | | 0.080 | 0.026 | mg/L | | 01/22/26 10:35 | 01/23/26 09:33 | 1 |
| Calcium | 4.8 | | 0.10 | 0.038 | mg/L | | 01/22/26 10:35 | 01/23/26 09:33 | 1 |

### Method: SW846 6020B - Metals (ICP/MS) - Total Recoverable

| Analyte | Result | Qualifier | RL | MDL | Unit | D | Prepared | Analyzed | Dil Fac |
|---|---|---|---|---|---|---|---|---|---|
| Antimony | <0.0025 | | 0.0050 | 0.0025 | mg/L | | 01/22/26 09:48 | 01/23/26 00:54 | 1 |
| Arsenic | <0.0013 | | 0.0050 | 0.0013 | mg/L | | 01/22/26 09:48 | 01/23/26 00:54 | 1 |
| Barium | <0.00041 | | 0.010 | 0.00041 | mg/L | | 01/22/26 09:48 | 01/23/26 00:54 | 1 |
| Beryllium | 0.0016 | | 0.0010 | 0.00015 | mg/L | | 01/22/26 09:48 | 01/23/26 00:54 | 1 |
| Cadmium | <0.00024 | | 0.00070 | 0.00024 | mg/L | | 01/22/26 09:48 | 01/23/26 00:54 | 1 |
| Chromium | <0.0037 | | 0.0050 | 0.0037 | mg/L | | 01/22/26 09:48 | 01/23/26 00:54 | 1 |
| Cobalt | <0.00041 | | 0.0050 | 0.00041 | mg/L | | 01/22/26 09:48 | 01/23/26 00:54 | 1 |
| Copper | 0.0038 | | 0.0020 | 0.00064 | mg/L | | 01/22/26 09:48 | 01/23/26 00:54 | 1 |
| Lead | <0.00086 | | 0.0010 | 0.00086 | mg/L | | 01/22/26 09:48 | 01/23/26 00:54 | 1 |
| Nickel | 0.00068 | J | 0.0050 | 0.00042 | mg/L | | 01/22/26 09:48 | 01/23/26 00:54 | 1 |
| Selenium | <0.0023 | | 0.0050 | 0.0023 | mg/L | | 01/22/26 09:48 | 01/23/26 00:54 | 1 |
| Silver | 0.0011 | | 0.0010 | 0.00017 | mg/L | | 01/22/26 09:48 | 01/23/26 00:54 | 1 |
| Thallium | 0.00021 | J ^2 | 0.0010 | 0.00019 | mg/L | | 01/22/26 09:48 | 01/23/26 00:54 | 1 |
| Vanadium | <0.0012 | | 0.0050 | 0.0012 | mg/L | | 01/22/26 09:48 | 01/23/26 00:54 | 1 |
| Zinc | 0.022 | | 0.010 | 0.0089 | mg/L | | 01/22/26 09:48 | 01/23/26 00:54 | 1 |

### Method: SW846 7470A - Mercury (CVAA)

| Analyte | Result | Qualifier | RL | MDL | Unit | D | Prepared | Analyzed | Dil Fac |
|---|---|---|---|---|---|---|---|---|---|
| Mercury | <0.00017 | | 0.00020 | 0.00017 | mg/L | | 01/28/26 17:30 | 01/28/26 23:41 | 1 |

### General Chemistry

| Analyte | Result | Qualifier | RL | MDL | Unit | D | Prepared | Analyzed | Dil Fac |
|---|---|---|---|---|---|---|---|---|---|
| Total Dissolved Solids (SM 2540C - 2015) | 45 | | 10 | 10 | mg/L | | | 01/23/26 12:30 | 1 |

# Client Sample Results

Client: Southern Company
Project/Site: Plant Wansley Landfill

Job ID: 705-55375-1

## Client Sample ID: WAN-GWC-6

**Lab Sample ID: 705-55375-6**
**Date Collected: 01/20/26 16:19**
**Matrix: Water**
**Date Received: 01/21/26 14:50**

### Method: EPA 300.0 - Anions, Ion Chromatography

| Analyte | Result | Qualifier | RL | MDL | Unit | D | Prepared | Analyzed | Dil Fac |
|---|---|---|---|---|---|---|---|---|---|
| **Chloride** | **6.6** | | 1.0 | 0.98 | mg/L | | | 01/22/26 01:18 | 1 |
| **Fluoride** | **0.17** | **J** | 0.20 | 0.081 | mg/L | | | 01/22/26 01:18 | 1 |
| **Sulfate** | **12** | | 1.0 | 0.77 | mg/L | | | 01/22/26 01:18 | 1 |

### Method: SW846 6010D - Metals (ICP)

| Analyte | Result | Qualifier | RL | MDL | Unit | D | Prepared | Analyzed | Dil Fac |
|---|---|---|---|---|---|---|---|---|---|
| Boron | <0.026 | | 0.080 | 0.026 | mg/L | | 01/22/26 10:35 | 01/23/26 09:36 | 1 |
| **Calcium** | **18** | | 0.10 | 0.038 | mg/L | | 01/22/26 10:35 | 01/23/26 09:36 | 1 |

### Method: SW846 6020B - Metals (ICP/MS) - Total Recoverable

| Analyte | Result | Qualifier | RL | MDL | Unit | D | Prepared | Analyzed | Dil Fac |
|---|---|---|---|---|---|---|---|---|---|
| Antimony | <0.0025 | | 0.0050 | 0.0025 | mg/L | | 01/22/26 09:48 | 01/23/26 00:56 | 1 |
| Arsenic | <0.0013 | | 0.0050 | 0.0013 | mg/L | | 01/22/26 09:48 | 01/23/26 00:56 | 1 |
| **Barium** | **0.082** | | 0.010 | 0.00041 | mg/L | | 01/22/26 09:48 | 01/23/26 00:56 | 1 |
| Beryllium | <0.00015 | | 0.0010 | 0.00015 | mg/L | | 01/22/26 09:48 | 01/23/26 00:56 | 1 |
| Cadmium | <0.00024 | | 0.00070 | 0.00024 | mg/L | | 01/22/26 09:48 | 01/23/26 00:56 | 1 |
| Chromium | <0.0037 | | 0.0050 | 0.0037 | mg/L | | 01/22/26 09:48 | 01/23/26 00:56 | 1 |
| **Cobalt** | **0.014** | | 0.0050 | 0.00041 | mg/L | | 01/22/26 09:48 | 01/23/26 00:56 | 1 |
| Copper | <0.00064 | | 0.0020 | 0.00064 | mg/L | | 01/22/26 09:48 | 01/23/26 00:56 | 1 |
| Lead | <0.00086 | | 0.0010 | 0.00086 | mg/L | | 01/22/26 09:48 | 01/23/26 00:56 | 1 |
| **Nickel** | **0.0070** | | 0.0050 | 0.00042 | mg/L | | 01/22/26 09:48 | 01/23/26 00:56 | 1 |
| Selenium | <0.0023 | | 0.0050 | 0.0023 | mg/L | | 01/22/26 09:48 | 01/23/26 00:56 | 1 |
| Silver | <0.00017 | | 0.0010 | 0.00017 | mg/L | | 01/22/26 09:48 | 01/23/26 00:56 | 1 |
| Thallium | <0.00019 | | 0.0010 | 0.00019 | mg/L | | 01/22/26 09:48 | 01/23/26 00:56 | 1 |
| Vanadium | <0.0012 | | 0.0050 | 0.0012 | mg/L | | 01/22/26 09:48 | 01/23/26 00:56 | 1 |
| Zinc | <0.0089 | | 0.010 | 0.0089 | mg/L | | 01/22/26 09:48 | 01/23/26 00:56 | 1 |

### Method: SW846 7470A - Mercury (CVAA)

| Analyte | Result | Qualifier | RL | MDL | Unit | D | Prepared | Analyzed | Dil Fac |
|---|---|---|---|---|---|---|---|---|---|
| Mercury | <0.00017 | | 0.00020 | 0.00017 | mg/L | | 01/28/26 17:30 | 01/28/26 23:44 | 1 |

### General Chemistry

| Analyte | Result | Qualifier | RL | MDL | Unit | D | Prepared | Analyzed | Dil Fac |
|---|---|---|---|---|---|---|---|---|---|
| **Total Dissolved Solids (SM 2540C - 2015)** | **100** | | 10 | 10 | mg/L | | | 01/23/26 12:30 | 1 |

## Client Sample ID: WAN-GWC-14

**Lab Sample ID: 705-55375-7**
**Date Collected: 01/20/26 15:25**
**Matrix: Water**
**Date Received: 01/21/26 14:50**

### Method: EPA 300.0 - Anions, Ion Chromatography

| Analyte | Result | Qualifier | RL | MDL | Unit | D | Prepared | Analyzed | Dil Fac |
|---|---|---|---|---|---|---|---|---|---|
| **Chloride** | **120** | | 10 | 9.8 | mg/L | | | 01/22/26 16:34 | 10 |
| **Fluoride** | **0.11** | **J** | 0.20 | 0.081 | mg/L | | | 01/22/26 02:04 | 1 |
| **Sulfate** | **9.3** | | 1.0 | 0.77 | mg/L | | | 01/22/26 02:04 | 1 |

### Method: SW846 6010D - Metals (ICP)

| Analyte | Result | Qualifier | RL | MDL | Unit | D | Prepared | Analyzed | Dil Fac |
|---|---|---|---|---|---|---|---|---|---|
| **Boron** | **0.96** | | 0.080 | 0.026 | mg/L | | 01/22/26 10:35 | 01/23/26 09:54 | 1 |
| **Calcium** | **29** | | 0.10 | 0.038 | mg/L | | 01/22/26 10:35 | 01/23/26 09:54 | 1 |

# Client Sample Results

Client: Southern Company
Project/Site: Plant Wansley Landfill

Job ID: 705-55375-1

## Client Sample ID: WAN-GWC-14

**Lab Sample ID: 705-55375-7**
**Date Collected: 01/20/26 15:25**
**Matrix: Water**
**Date Received: 01/21/26 14:50**

### Method: SW846 6020B - Metals (ICP/MS) - Total Recoverable

| Analyte | Result | Qualifier | RL | MDL | Unit | D | Prepared | Analyzed | Dil Fac |
|---|---|---|---|---|---|---|---|---|---|
| Antimony | <0.0025 | | 0.0050 | 0.0025 | mg/L | | 01/22/26 09:48 | 01/23/26 00:59 | 1 |
| Arsenic | <0.0013 | | 0.0050 | 0.0013 | mg/L | | 01/22/26 09:48 | 01/23/26 00:59 | 1 |
| **Barium** | **0.20** | | 0.010 | 0.00041 | mg/L | | 01/22/26 09:48 | 01/23/26 00:59 | 1 |
| **Beryllium** | **0.00015** | **J** | 0.0010 | 0.00015 | mg/L | | 01/22/26 09:48 | 01/23/26 00:59 | 1 |
| Cadmium | <0.00024 | | 0.00070 | 0.00024 | mg/L | | 01/22/26 09:48 | 01/23/26 00:59 | 1 |
| Chromium | <0.0037 | | 0.0050 | 0.0037 | mg/L | | 01/22/26 09:48 | 01/23/26 00:59 | 1 |
| **Cobalt** | **0.19** | | 0.0050 | 0.00041 | mg/L | | 01/22/26 09:48 | 01/23/26 00:59 | 1 |
| Copper | <0.00064 | | 0.0020 | 0.00064 | mg/L | | 01/22/26 09:48 | 01/23/26 00:59 | 1 |
| Lead | <0.00086 | | 0.0010 | 0.00086 | mg/L | | 01/22/26 09:48 | 01/23/26 00:59 | 1 |
| **Nickel** | **0.017** | | 0.0050 | 0.00042 | mg/L | | 01/22/26 09:48 | 01/23/26 00:59 | 1 |
| Selenium | <0.0023 | | 0.0050 | 0.0023 | mg/L | | 01/22/26 09:48 | 01/23/26 00:59 | 1 |
| Silver | <0.00017 | | 0.0010 | 0.00017 | mg/L | | 01/22/26 09:48 | 01/23/26 00:59 | 1 |
| **Thallium** | **0.00054** | **J ^2** | 0.0010 | 0.00019 | mg/L | | 01/22/26 09:48 | 01/23/26 00:59 | 1 |
| Vanadium | <0.0012 | | 0.0050 | 0.0012 | mg/L | | 01/22/26 09:48 | 01/23/26 00:59 | 1 |
| **Zinc** | **0.018** | | 0.010 | 0.0089 | mg/L | | 01/22/26 09:48 | 01/26/26 20:02 | 1 |

### Method: SW846 7470A - Mercury (CVAA)

| Analyte | Result | Qualifier | RL | MDL | Unit | D | Prepared | Analyzed | Dil Fac |
|---|---|---|---|---|---|---|---|---|---|
| Mercury | <0.00017 | | 0.00020 | 0.00017 | mg/L | | 01/28/26 17:30 | 01/28/26 23:47 | 1 |

### General Chemistry

| Analyte | Result | Qualifier | RL | MDL | Unit | D | Prepared | Analyzed | Dil Fac |
|---|---|---|---|---|---|---|---|---|---|
| **Total Dissolved Solids (SM 2540C - 2015)** | **210** | | 10 | 10 | mg/L | | | 01/23/26 12:30 | 1 |

## Client Sample ID: WAN-GWC-21

**Lab Sample ID: 705-55375-8**
**Date Collected: 01/20/26 15:34**
**Matrix: Water**
**Date Received: 01/21/26 14:50**

### Method: EPA 300.0 - Anions, Ion Chromatography

| Analyte | Result | Qualifier | RL | MDL | Unit | D | Prepared | Analyzed | Dil Fac |
|---|---|---|---|---|---|---|---|---|---|
| **Chloride** | **2.6** | | 1.0 | 0.98 | mg/L | | | 01/22/26 02:15 | 1 |
| **Fluoride** | **0.14** | **J** | 0.20 | 0.081 | mg/L | | | 01/22/26 02:15 | 1 |
| Sulfate | <0.77 | | 1.0 | 0.77 | mg/L | | | 01/22/26 02:15 | 1 |

### Method: SW846 6010D - Metals (ICP)

| Analyte | Result | Qualifier | RL | MDL | Unit | D | Prepared | Analyzed | Dil Fac |
|---|---|---|---|---|---|---|---|---|---|
| Boron | <0.026 | | 0.080 | 0.026 | mg/L | | 01/22/26 10:35 | 01/23/26 09:57 | 1 |
| **Calcium** | **8.9** | | 0.10 | 0.038 | mg/L | | 01/22/26 10:35 | 01/23/26 09:57 | 1 |

### Method: SW846 6020B - Metals (ICP/MS) - Total Recoverable

| Analyte | Result | Qualifier | RL | MDL | Unit | D | Prepared | Analyzed | Dil Fac |
|---|---|---|---|---|---|---|---|---|---|
| Antimony | <0.0025 | | 0.0050 | 0.0025 | mg/L | | 01/22/26 09:48 | 01/23/26 01:01 | 1 |
| Arsenic | <0.0013 | | 0.0050 | 0.0013 | mg/L | | 01/22/26 09:48 | 01/23/26 01:01 | 1 |
| **Barium** | **0.054** | | 0.010 | 0.00041 | mg/L | | 01/22/26 09:48 | 01/23/26 01:01 | 1 |
| Beryllium | <0.00015 | | 0.0010 | 0.00015 | mg/L | | 01/22/26 09:48 | 01/23/26 01:01 | 1 |
| Cadmium | <0.00024 | | 0.00070 | 0.00024 | mg/L | | 01/22/26 09:48 | 01/23/26 01:01 | 1 |
| Chromium | <0.0037 | | 0.0050 | 0.0037 | mg/L | | 01/22/26 09:48 | 01/23/26 01:01 | 1 |
| **Cobalt** | **0.00089** | **J** | 0.0050 | 0.00041 | mg/L | | 01/22/26 09:48 | 01/26/26 20:21 | 1 |
| Copper | <0.00064 | | 0.0020 | 0.00064 | mg/L | | 01/22/26 09:48 | 01/23/26 01:01 | 1 |
| Lead | <0.00086 | | 0.0010 | 0.00086 | mg/L | | 01/22/26 09:48 | 01/23/26 01:01 | 1 |

## Client Sample ID: WAN-GWC-21

**Lab Sample ID: 705-55375-8**
**Matrix: Water**

**Date Collected: 01/20/26 15:34**
**Date Received: 01/21/26 14:50**

### Method: SW846 6020B - Metals (ICP/MS) - Total Recoverable (Continued)

| Analyte | Result | Qualifier | RL | MDL | Unit | D | Prepared | Analyzed | Dil Fac |
|---|---|---|---|---|---|---|---|---|---|
| **Nickel** | **0.0015** | **J** | 0.0050 | 0.00042 | mg/L | | 01/22/26 09:48 | 01/23/26 01:01 | 1 |
| Selenium | <0.0023 | | 0.0050 | 0.0023 | mg/L | | 01/22/26 09:48 | 01/23/26 01:01 | 1 |
| Silver | <0.00017 | | 0.0010 | 0.00017 | mg/L | | 01/22/26 09:48 | 01/23/26 01:01 | 1 |
| Thallium | <0.00019 | | 0.0010 | 0.00019 | mg/L | | 01/22/26 09:48 | 01/23/26 01:01 | 1 |
| Vanadium | <0.0012 | | 0.0050 | 0.0012 | mg/L | | 01/22/26 09:48 | 01/23/26 01:01 | 1 |
| Zinc | <0.0089 | | 0.010 | 0.0089 | mg/L | | 01/22/26 09:48 | 01/23/26 01:01 | 1 |

### Method: SW846 7470A - Mercury (CVAA)

| Analyte | Result | Qualifier | RL | MDL | Unit | D | Prepared | Analyzed | Dil Fac |
|---|---|---|---|---|---|---|---|---|---|
| Mercury | <0.00017 | | 0.00020 | 0.00017 | mg/L | | 01/28/26 17:30 | 01/28/26 23:51 | 1 |

### General Chemistry

| Analyte | Result | Qualifier | RL | MDL | Unit | D | Prepared | Analyzed | Dil Fac |
|---|---|---|---|---|---|---|---|---|---|
| Total Dissolved Solids (SM 2540C - 2015) | <10 | | 10 | 10 | mg/L | | | 01/23/26 12:30 | 1 |

## Client Sample ID: WAN-GWC-22

**Lab Sample ID: 705-55375-9**
**Matrix: Water**

**Date Collected: 01/20/26 14:08**
**Date Received: 01/21/26 14:50**

### Method: EPA 300.0 - Anions, Ion Chromatography

| Analyte | Result | Qualifier | RL | MDL | Unit | D | Prepared | Analyzed | Dil Fac |
|---|---|---|---|---|---|---|---|---|---|
| **Chloride** | **1.6** | | 1.0 | 0.98 | mg/L | | | 01/22/26 02:27 | 1 |
| **Fluoride** | **0.15** | **J** | 0.20 | 0.081 | mg/L | | | 01/22/26 02:27 | 1 |
| **Sulfate** | **1.1** | | 1.0 | 0.77 | mg/L | | | 01/22/26 02:27 | 1 |

### Method: SW846 6010D - Metals (ICP)

| Analyte | Result | Qualifier | RL | MDL | Unit | D | Prepared | Analyzed | Dil Fac |
|---|---|---|---|---|---|---|---|---|---|
| Boron | <0.026 | | 0.080 | 0.026 | mg/L | | 01/22/26 10:35 | 01/23/26 10:00 | 1 |
| **Calcium** | **11** | | 0.10 | 0.038 | mg/L | | 01/22/26 10:35 | 01/23/26 10:00 | 1 |

### Method: SW846 6020B - Metals (ICP/MS) - Total Recoverable

| Analyte | Result | Qualifier | RL | MDL | Unit | D | Prepared | Analyzed | Dil Fac |
|---|---|---|---|---|---|---|---|---|---|
| Antimony | <0.0025 | | 0.0050 | 0.0025 | mg/L | | 01/22/26 09:48 | 01/23/26 01:04 | 1 |
| Arsenic | <0.0013 | | 0.0050 | 0.0013 | mg/L | | 01/22/26 09:48 | 01/23/26 01:04 | 1 |
| **Barium** | **0.028** | | 0.010 | 0.00041 | mg/L | | 01/22/26 09:48 | 01/23/26 01:04 | 1 |
| Beryllium | <0.00015 | | 0.0010 | 0.00015 | mg/L | | 01/22/26 09:48 | 01/23/26 01:04 | 1 |
| Cadmium | <0.00024 | | 0.00070 | 0.00024 | mg/L | | 01/22/26 09:48 | 01/23/26 01:04 | 1 |
| Chromium | <0.0037 | | 0.0050 | 0.0037 | mg/L | | 01/22/26 09:48 | 01/23/26 01:04 | 1 |
| Cobalt | <0.00041 | | 0.0050 | 0.00041 | mg/L | | 01/22/26 09:48 | 01/23/26 01:04 | 1 |
| Copper | <0.00064 | | 0.0020 | 0.00064 | mg/L | | 01/22/26 09:48 | 01/23/26 01:04 | 1 |
| Lead | <0.00086 | | 0.0010 | 0.00086 | mg/L | | 01/22/26 09:48 | 01/23/26 01:04 | 1 |
| **Nickel** | **0.00046** | **J** | 0.0050 | 0.00042 | mg/L | | 01/22/26 09:48 | 01/23/26 01:04 | 1 |
| Selenium | <0.0023 | | 0.0050 | 0.0023 | mg/L | | 01/22/26 09:48 | 01/23/26 01:04 | 1 |
| Silver | <0.00017 | | 0.0010 | 0.00017 | mg/L | | 01/22/26 09:48 | 01/23/26 01:04 | 1 |
| Thallium | <0.00019 | | 0.0010 | 0.00019 | mg/L | | 01/22/26 09:48 | 01/23/26 01:04 | 1 |
| **Vanadium** | **0.0047** | **J** | 0.0050 | 0.0012 | mg/L | | 01/22/26 09:48 | 01/23/26 01:04 | 1 |
| Zinc | <0.0089 | | 0.010 | 0.0089 | mg/L | | 01/22/26 09:48 | 01/23/26 01:04 | 1 |

# Client Sample Results

Client: Southern Company
Project/Site: Plant Wansley Landfill

Job ID: 705-55375-1

## Client Sample ID: WAN-GWC-22

**Lab Sample ID: 705-55375-9**
**Date Collected: 01/20/26 14:08**
**Matrix: Water**
**Date Received: 01/21/26 14:50**

### Method: SW846 7470A - Mercury (CVAA)

| Analyte | Result | Qualifier | RL | MDL | Unit | D | Prepared | Analyzed | Dil Fac |
|---|---|---|---|---|---|---|---|---|---|
| Mercury | <0.00017 | | 0.00020 | 0.00017 | mg/L | | 01/28/26 17:30 | 01/28/26 23:54 | 1 |

### General Chemistry

| Analyte | Result | Qualifier | RL | MDL | Unit | D | Prepared | Analyzed | Dil Fac |
|---|---|---|---|---|---|---|---|---|---|
| Total Dissolved Solids (SM 2540C - 2015) | 80 | | 10 | 10 | mg/L | | | 01/23/26 12:30 | 1 |

## Client Sample ID: WAN-LF-FD-04

**Lab Sample ID: 705-55375-10**
**Date Collected: 01/20/26 00:00**
**Matrix: Water**
**Date Received: 01/21/26 14:50**

### Method: EPA 300.0 - Anions, Ion Chromatography

| Analyte | Result | Qualifier | RL | MDL | Unit | D | Prepared | Analyzed | Dil Fac |
|---|---|---|---|---|---|---|---|---|---|
| Chloride | 2.6 | | 1.0 | 0.98 | mg/L | | | 01/22/26 02:38 | 1 |
| Fluoride | 0.12 | J | 0.20 | 0.081 | mg/L | | | 01/22/26 02:38 | 1 |
| Sulfate | 0.85 | J | 1.0 | 0.77 | mg/L | | | 01/22/26 02:38 | 1 |

### Method: SW846 6010D - Metals (ICP)

| Analyte | Result | Qualifier | RL | MDL | Unit | D | Prepared | Analyzed | Dil Fac |
|---|---|---|---|---|---|---|---|---|---|
| Boron | <0.026 | | 0.080 | 0.026 | mg/L | | 01/22/26 10:35 | 01/23/26 10:03 | 1 |
| Calcium | 9.0 | | 0.10 | 0.038 | mg/L | | 01/22/26 10:35 | 01/23/26 10:03 | 1 |

### Method: SW846 6020B - Metals (ICP/MS) - Total Recoverable

| Analyte | Result | Qualifier | RL | MDL | Unit | D | Prepared | Analyzed | Dil Fac |
|---|---|---|---|---|---|---|---|---|---|
| Antimony | <0.0025 | | 0.0050 | 0.0025 | mg/L | | 01/22/26 09:48 | 01/23/26 01:07 | 1 |
| Arsenic | <0.0013 | | 0.0050 | 0.0013 | mg/L | | 01/22/26 09:48 | 01/23/26 01:07 | 1 |
| Barium | 0.045 | | 0.010 | 0.00041 | mg/L | | 01/22/26 09:48 | 01/23/26 01:07 | 1 |
| Beryllium | <0.00015 | | 0.0010 | 0.00015 | mg/L | | 01/22/26 09:48 | 01/23/26 01:07 | 1 |
| Cadmium | <0.00024 | | 0.00070 | 0.00024 | mg/L | | 01/22/26 09:48 | 01/23/26 01:07 | 1 |
| Chromium | <0.0037 | | 0.0050 | 0.0037 | mg/L | | 01/22/26 09:48 | 01/23/26 01:07 | 1 |
| Cobalt | 0.0010 | J | 0.0050 | 0.00041 | mg/L | | 01/22/26 09:48 | 01/23/26 01:07 | 1 |
| Copper | <0.00064 | | 0.0020 | 0.00064 | mg/L | | 01/22/26 09:48 | 01/23/26 01:07 | 1 |
| Lead | <0.00086 | | 0.0010 | 0.00086 | mg/L | | 01/22/26 09:48 | 01/23/26 01:07 | 1 |
| Nickel | <0.00042 | | 0.0050 | 0.00042 | mg/L | | 01/22/26 09:48 | 01/23/26 01:07 | 1 |
| Selenium | <0.0023 | | 0.0050 | 0.0023 | mg/L | | 01/22/26 09:48 | 01/23/26 01:07 | 1 |
| Silver | <0.00017 | | 0.0010 | 0.00017 | mg/L | | 01/22/26 09:48 | 01/23/26 01:07 | 1 |
| Thallium | <0.00019 | | 0.0010 | 0.00019 | mg/L | | 01/22/26 09:48 | 01/23/26 01:07 | 1 |
| Vanadium | <0.0012 | | 0.0050 | 0.0012 | mg/L | | 01/22/26 09:48 | 01/23/26 01:07 | 1 |
| Zinc | 0.011 | | 0.010 | 0.0089 | mg/L | | 01/22/26 09:48 | 01/23/26 01:07 | 1 |

### Method: SW846 7470A - Mercury (CVAA)

| Analyte | Result | Qualifier | RL | MDL | Unit | D | Prepared | Analyzed | Dil Fac |
|---|---|---|---|---|---|---|---|---|---|
| Mercury | <0.00017 | | 0.00020 | 0.00017 | mg/L | | 01/28/26 17:30 | 01/28/26 23:58 | 1 |

### General Chemistry

| Analyte | Result | Qualifier | RL | MDL | Unit | D | Prepared | Analyzed | Dil Fac |
|---|---|---|---|---|---|---|---|---|---|
| Total Dissolved Solids (SM 2540C - 2015) | 17 | | 10 | 10 | mg/L | | | 01/23/26 12:30 | 1 |

# Client Sample Results

Client: Southern Company
Project/Site: Plant Wansley Landfill

Job ID: 705-55375-1

## Client Sample ID: WAN-LF-EB-04

**Lab Sample ID: 705-55375-11**
**Date Collected: 01/20/26 14:55**
**Matrix: Water**
**Date Received: 01/21/26 14:50**

### Method: EPA 300.0 - Anions, Ion Chromatography

| Analyte | Result | Qualifier | RL | MDL | Unit | D | Prepared | Analyzed | Dil Fac |
|---|---|---|---|---|---|---|---|---|---|
| Chloride | <0.98 | | 1.0 | 0.98 | mg/L | | | 01/22/26 02:49 | 1 |
| **Fluoride** | **0.13** | **J** | 0.20 | 0.081 | mg/L | | | 01/22/26 02:49 | 1 |
| Sulfate | <0.77 | | 1.0 | 0.77 | mg/L | | | 01/22/26 02:49 | 1 |

### Method: SW846 6010D - Metals (ICP)

| Analyte | Result | Qualifier | RL | MDL | Unit | D | Prepared | Analyzed | Dil Fac |
|---|---|---|---|---|---|---|---|---|---|
| Boron | <0.026 | | 0.080 | 0.026 | mg/L | | 01/22/26 10:35 | 01/23/26 10:06 | 1 |
| Calcium | <0.038 | | 0.10 | 0.038 | mg/L | | 01/22/26 10:35 | 01/23/26 10:06 | 1 |

### Method: SW846 6020B - Metals (ICP/MS) - Total Recoverable

| Analyte | Result | Qualifier | RL | MDL | Unit | D | Prepared | Analyzed | Dil Fac |
|---|---|---|---|---|---|---|---|---|---|
| Antimony | <0.0025 | | 0.0050 | 0.0025 | mg/L | | 01/22/26 09:48 | 01/23/26 01:09 | 1 |
| Arsenic | <0.0013 | | 0.0050 | 0.0013 | mg/L | | 01/22/26 09:48 | 01/23/26 01:09 | 1 |
| **Barium** | **0.0019** | **J** | 0.010 | 0.00041 | mg/L | | 01/22/26 09:48 | 01/23/26 01:09 | 1 |
| Beryllium | <0.00015 | | 0.0010 | 0.00015 | mg/L | | 01/22/26 09:48 | 01/23/26 01:09 | 1 |
| Cadmium | <0.00024 | | 0.00070 | 0.00024 | mg/L | | 01/22/26 09:48 | 01/23/26 01:09 | 1 |
| Chromium | <0.0037 | | 0.0050 | 0.0037 | mg/L | | 01/22/26 09:48 | 01/23/26 01:09 | 1 |
| Cobalt | <0.00041 | | 0.0050 | 0.00041 | mg/L | | 01/22/26 09:48 | 01/23/26 01:09 | 1 |
| Copper | <0.00064 | | 0.0020 | 0.00064 | mg/L | | 01/22/26 09:48 | 01/23/26 01:09 | 1 |
| Lead | <0.00086 | | 0.0010 | 0.00086 | mg/L | | 01/22/26 09:48 | 01/23/26 01:09 | 1 |
| Nickel | <0.00042 | | 0.0050 | 0.00042 | mg/L | | 01/22/26 09:48 | 01/23/26 01:09 | 1 |
| Selenium | <0.0023 | | 0.0050 | 0.0023 | mg/L | | 01/22/26 09:48 | 01/23/26 01:09 | 1 |
| Silver | <0.00017 | | 0.0010 | 0.00017 | mg/L | | 01/22/26 09:48 | 01/23/26 01:09 | 1 |
| Thallium | <0.00019 | | 0.0010 | 0.00019 | mg/L | | 01/22/26 09:48 | 01/23/26 01:09 | 1 |
| Vanadium | <0.0012 | | 0.0050 | 0.0012 | mg/L | | 01/22/26 09:48 | 01/23/26 01:09 | 1 |
| Zinc | <0.0089 | | 0.010 | 0.0089 | mg/L | | 01/22/26 09:48 | 01/23/26 01:09 | 1 |

### Method: SW846 7470A - Mercury (CVAA)

| Analyte | Result | Qualifier | RL | MDL | Unit | D | Prepared | Analyzed | Dil Fac |
|---|---|---|---|---|---|---|---|---|---|
| Mercury | <0.00017 | | 0.00020 | 0.00017 | mg/L | | 01/28/26 17:30 | 01/29/26 00:01 | 1 |

### General Chemistry

| Analyte | Result | Qualifier | RL | MDL | Unit | D | Prepared | Analyzed | Dil Fac |
|---|---|---|---|---|---|---|---|---|---|
| Total Dissolved Solids (SM 2540C - 2015) | <10 | | 10 | 10 | mg/L | | | 01/23/26 12:30 | 1 |

## Client Sample ID: WAN-GWC-20

**Lab Sample ID: 705-55375-12**
**Date Collected: 01/21/26 09:57**
**Matrix: Water**
**Date Received: 01/21/26 14:50**

### Method: EPA 300.0 - Anions, Ion Chromatography

| Analyte | Result | Qualifier | RL | MDL | Unit | D | Prepared | Analyzed | Dil Fac |
|---|---|---|---|---|---|---|---|---|---|
| **Chloride** | **2.3** | | 1.0 | 0.98 | mg/L | | | 01/22/26 03:01 | 1 |
| **Fluoride** | **0.16** | **J** | 0.20 | 0.081 | mg/L | | | 01/22/26 03:01 | 1 |
| **Sulfate** | **1.4** | | 1.0 | 0.77 | mg/L | | | 01/22/26 03:01 | 1 |

### Method: SW846 6010D - Metals (ICP)

| Analyte | Result | Qualifier | RL | MDL | Unit | D | Prepared | Analyzed | Dil Fac |
|---|---|---|---|---|---|---|---|---|---|
| Boron | <0.026 | | 0.080 | 0.026 | mg/L | | 01/22/26 10:35 | 01/23/26 10:09 | 1 |
| **Calcium** | **10** | | 0.10 | 0.038 | mg/L | | 01/22/26 10:35 | 01/23/26 10:09 | 1 |

# Client Sample Results

Client: Southern Company
Project/Site: Plant Wansley Landfill

Job ID: 705-55375-1

## Client Sample ID: WAN-GWC-20

**Lab Sample ID: 705-55375-12**
**Date Collected: 01/21/26 09:57**
**Matrix: Water**
**Date Received: 01/21/26 14:50**

### Method: SW846 6020B - Metals (ICP/MS) - Total Recoverable

| Analyte | Result | Qualifier | RL | MDL | Unit | D | Prepared | Analyzed | Dil Fac |
|---|---|---|---|---|---|---|---|---|---|
| Antimony | <0.0025 | | 0.0050 | 0.0025 | mg/L | | 01/22/26 09:48 | 01/23/26 01:12 | 1 |
| Arsenic | <0.0013 | | 0.0050 | 0.0013 | mg/L | | 01/22/26 09:48 | 01/23/26 01:12 | 1 |
| **Barium** | **0.042** | | 0.010 | 0.00041 | mg/L | | 01/22/26 09:48 | 01/23/26 01:12 | 1 |
| Beryllium | <0.00015 | | 0.0010 | 0.00015 | mg/L | | 01/22/26 09:48 | 01/23/26 01:12 | 1 |
| Cadmium | <0.00024 | | 0.00070 | 0.00024 | mg/L | | 01/22/26 09:48 | 01/23/26 01:12 | 1 |
| Chromium | <0.0037 | | 0.0050 | 0.0037 | mg/L | | 01/22/26 09:48 | 01/23/26 01:12 | 1 |
| **Cobalt** | **0.00090** | **J** | 0.0050 | 0.00041 | mg/L | | 01/22/26 09:48 | 01/23/26 01:12 | 1 |
| Copper | <0.00064 | | 0.0020 | 0.00064 | mg/L | | 01/22/26 09:48 | 01/23/26 01:12 | 1 |
| Lead | <0.00086 | | 0.0010 | 0.00086 | mg/L | | 01/22/26 09:48 | 01/23/26 01:12 | 1 |
| Nickel | <0.00042 | | 0.0050 | 0.00042 | mg/L | | 01/22/26 09:48 | 01/23/26 01:12 | 1 |
| Selenium | <0.0023 | | 0.0050 | 0.0023 | mg/L | | 01/22/26 09:48 | 01/23/26 01:12 | 1 |
| Silver | <0.00017 | | 0.0010 | 0.00017 | mg/L | | 01/22/26 09:48 | 01/23/26 01:12 | 1 |
| Thallium | <0.00019 | | 0.0010 | 0.00019 | mg/L | | 01/22/26 09:48 | 01/23/26 01:12 | 1 |
| Vanadium | <0.0012 | | 0.0050 | 0.0012 | mg/L | | 01/22/26 09:48 | 01/23/26 01:12 | 1 |
| Zinc | <0.0089 | | 0.010 | 0.0089 | mg/L | | 01/22/26 09:48 | 01/23/26 01:12 | 1 |

### Method: SW846 7470A - Mercury (CVAA)

| Analyte | Result | Qualifier | RL | MDL | Unit | D | Prepared | Analyzed | Dil Fac |
|---|---|---|---|---|---|---|---|---|---|
| Mercury | <0.00017 | | 0.00020 | 0.00017 | mg/L | | 01/28/26 17:30 | 01/29/26 00:05 | 1 |

### General Chemistry

| Analyte | Result | Qualifier | RL | MDL | Unit | D | Prepared | Analyzed | Dil Fac |
|---|---|---|---|---|---|---|---|---|---|
| **Total Dissolved Solids (SM 2540C - 2015)** | **82** | | 10 | 10 | mg/L | | | 01/26/26 13:23 | 1 |

## Client Sample ID: WAN-GWC-24

**Lab Sample ID: 705-55375-13**
**Date Collected: 01/21/26 09:48**
**Matrix: Water**
**Date Received: 01/21/26 14:50**

### Method: EPA 300.0 - Anions, Ion Chromatography

| Analyte | Result | Qualifier | RL | MDL | Unit | D | Prepared | Analyzed | Dil Fac |
|---|---|---|---|---|---|---|---|---|---|
| **Chloride** | **4.8** | | 1.0 | 0.98 | mg/L | | | 01/22/26 03:12 | 1 |
| **Fluoride** | **0.11** | **J** | 0.20 | 0.081 | mg/L | | | 01/22/26 03:12 | 1 |
| **Sulfate** | **0.85** | **J** | 1.0 | 0.77 | mg/L | | | 01/22/26 03:12 | 1 |

### Method: SW846 6010D - Metals (ICP)

| Analyte | Result | Qualifier | RL | MDL | Unit | D | Prepared | Analyzed | Dil Fac |
|---|---|---|---|---|---|---|---|---|---|
| Boron | <0.026 | | 0.080 | 0.026 | mg/L | | 01/22/26 10:35 | 01/23/26 10:12 | 1 |
| **Calcium** | **1.3** | | 0.10 | 0.038 | mg/L | | 01/22/26 10:35 | 01/23/26 10:12 | 1 |

### Method: SW846 6020B - Metals (ICP/MS) - Total Recoverable

| Analyte | Result | Qualifier | RL | MDL | Unit | D | Prepared | Analyzed | Dil Fac |
|---|---|---|---|---|---|---|---|---|---|
| Antimony | <0.0025 | | 0.0050 | 0.0025 | mg/L | | 01/22/26 09:48 | 01/23/26 01:15 | 1 |
| Arsenic | <0.0013 | | 0.0050 | 0.0013 | mg/L | | 01/22/26 09:48 | 01/23/26 01:15 | 1 |
| **Barium** | **0.022** | | 0.010 | 0.00041 | mg/L | | 01/22/26 09:48 | 01/23/26 01:15 | 1 |
| Beryllium | <0.00015 | | 0.0010 | 0.00015 | mg/L | | 01/22/26 09:48 | 01/23/26 01:15 | 1 |
| Cadmium | <0.00024 | | 0.00070 | 0.00024 | mg/L | | 01/22/26 09:48 | 01/23/26 01:15 | 1 |
| Chromium | <0.0037 | | 0.0050 | 0.0037 | mg/L | | 01/22/26 09:48 | 01/23/26 01:15 | 1 |
| **Cobalt** | **0.0023** | **J** | 0.0050 | 0.00041 | mg/L | | 01/22/26 09:48 | 01/23/26 01:15 | 1 |
| Copper | <0.00064 | | 0.0020 | 0.00064 | mg/L | | 01/22/26 09:48 | 01/23/26 01:15 | 1 |
| Lead | <0.00086 | | 0.0010 | 0.00086 | mg/L | | 01/22/26 09:48 | 01/23/26 01:15 | 1 |

# Client Sample Results

Client: Southern Company
Project/Site: Plant Wansley Landfill

Job ID: 705-55375-1

## Client Sample ID: WAN-GWC-24

**Lab Sample ID: 705-55375-13**
**Date Collected: 01/21/26 09:48**
**Matrix: Water**
**Date Received: 01/21/26 14:50**

### Method: SW846 6020B - Metals (ICP/MS) - Total Recoverable (Continued)

| Analyte | Result | Qualifier | RL | MDL | Unit | D | Prepared | Analyzed | Dil Fac |
|---|---|---|---|---|---|---|---|---|---|
| **Nickel** | **0.0021** | **J** | 0.0050 | 0.00042 | mg/L | | 01/22/26 09:48 | 01/23/26 01:15 | 1 |
| Selenium | <0.0023 | | 0.0050 | 0.0023 | mg/L | | 01/22/26 09:48 | 01/23/26 01:15 | 1 |
| Silver | <0.00017 | | 0.0010 | 0.00017 | mg/L | | 01/22/26 09:48 | 01/23/26 01:15 | 1 |
| Thallium | <0.00019 | | 0.0010 | 0.00019 | mg/L | | 01/22/26 09:48 | 01/23/26 01:15 | 1 |
| Vanadium | <0.0012 | | 0.0050 | 0.0012 | mg/L | | 01/22/26 09:48 | 01/23/26 01:15 | 1 |
| Zinc | <0.0089 | | 0.010 | 0.0089 | mg/L | | 01/22/26 09:48 | 01/23/26 01:15 | 1 |

### Method: SW846 7470A - Mercury (CVAA)

| Analyte | Result | Qualifier | RL | MDL | Unit | D | Prepared | Analyzed | Dil Fac |
|---|---|---|---|---|---|---|---|---|---|
| Mercury | <0.00017 | | 0.00020 | 0.00017 | mg/L | | 01/28/26 17:30 | 01/29/26 00:08 | 1 |

### General Chemistry

| Analyte | Result | Qualifier | RL | MDL | Unit | D | Prepared | Analyzed | Dil Fac |
|---|---|---|---|---|---|---|---|---|---|
| **Total Dissolved Solids (SM 2540C - 2015)** | **47** | | 10 | 10 | mg/L | | | 01/26/26 13:23 | 1 |

## Client Sample ID: WAN-GWA-3

**Lab Sample ID: 705-55375-14**
**Date Collected: 01/21/26 09:35**
**Matrix: Water**
**Date Received: 01/21/26 14:50**

### Method: SW846 6010D - Metals (ICP)

| Analyte | Result | Qualifier | RL | MDL | Unit | D | Prepared | Analyzed | Dil Fac |
|---|---|---|---|---|---|---|---|---|---|
| Boron | <0.026 | | 0.080 | 0.026 | mg/L | | 01/22/26 10:35 | 01/23/26 10:15 | 1 |
| **Calcium** | **58** | | 0.10 | 0.038 | mg/L | | 01/22/26 10:35 | 01/23/26 10:15 | 1 |

### Method: SW846 6020B - Metals (ICP/MS) - Total Recoverable

| Analyte | Result | Qualifier | RL | MDL | Unit | D | Prepared | Analyzed | Dil Fac |
|---|---|---|---|---|---|---|---|---|---|
| Antimony | <0.0025 | | 0.0050 | 0.0025 | mg/L | | 01/22/26 09:48 | 01/23/26 01:38 | 1 |
| Arsenic | <0.0013 | | 0.0050 | 0.0013 | mg/L | | 01/22/26 09:48 | 01/23/26 01:38 | 1 |
| **Barium** | **0.069** | | 0.010 | 0.00041 | mg/L | | 01/22/26 09:48 | 01/23/26 01:38 | 1 |
| Beryllium | <0.00015 | | 0.0010 | 0.00015 | mg/L | | 01/22/26 09:48 | 01/23/26 01:38 | 1 |
| Cadmium | <0.00024 | | 0.00070 | 0.00024 | mg/L | | 01/22/26 09:48 | 01/23/26 01:38 | 1 |
| Chromium | <0.0037 | | 0.0050 | 0.0037 | mg/L | | 01/22/26 09:48 | 01/23/26 01:38 | 1 |
| **Cobalt** | **0.0013** | **J** | 0.0050 | 0.00041 | mg/L | | 01/22/26 09:48 | 01/23/26 01:38 | 1 |
| **Copper** | **0.00065** | **J** | 0.0020 | 0.00064 | mg/L | | 01/22/26 09:48 | 01/23/26 01:38 | 1 |
| Lead | <0.00086 | | 0.0010 | 0.00086 | mg/L | | 01/22/26 09:48 | 01/23/26 01:38 | 1 |
| **Nickel** | **0.00053** | **J** | 0.0050 | 0.00042 | mg/L | | 01/22/26 09:48 | 01/23/26 01:38 | 1 |
| Selenium | <0.0023 | | 0.0050 | 0.0023 | mg/L | | 01/22/26 09:48 | 01/23/26 01:38 | 1 |
| Silver | <0.00017 | | 0.0010 | 0.00017 | mg/L | | 01/22/26 09:48 | 01/23/26 01:38 | 1 |
| Thallium | <0.00019 | | 0.0010 | 0.00019 | mg/L | | 01/22/26 09:48 | 01/26/26 20:00 | 1 |
| Vanadium | <0.0012 | | 0.0050 | 0.0012 | mg/L | | 01/22/26 09:48 | 01/23/26 01:38 | 1 |
| Zinc | <0.0089 | | 0.010 | 0.0089 | mg/L | | 01/22/26 09:48 | 01/23/26 01:38 | 1 |

### Method: SW846 7470A - Mercury (CVAA)

| Analyte | Result | Qualifier | RL | MDL | Unit | D | Prepared | Analyzed | Dil Fac |
|---|---|---|---|---|---|---|---|---|---|
| Mercury | <0.00017 | | 0.00020 | 0.00017 | mg/L | | 01/28/26 17:30 | 01/29/26 00:12 | 1 |

# Client Sample Results

Client: Southern Company
Project/Site: Plant Wansley Landfill

Job ID: 705-55375-1

## Client Sample ID: WAN-GWC-10

**Lab Sample ID: 705-55375-15**
**Date Collected: 01/21/26 10:37**
**Matrix: Water**
**Date Received: 01/21/26 14:50**

### Method: EPA 300.0 - Anions, Ion Chromatography

| Analyte | Result | Qualifier | RL | MDL | Unit | D | Prepared | Analyzed | Dil Fac |
|---|---|---|---|---|---|---|---|---|---|
| **Chloride** | **5.5** | | 1.0 | 0.98 | mg/L | | | 01/22/26 03:23 | 1 |
| **Fluoride** | **0.55** | | 0.20 | 0.081 | mg/L | | | 01/22/26 03:23 | 1 |
| **Sulfate** | **6.4** | | 1.0 | 0.77 | mg/L | | | 01/22/26 03:23 | 1 |

### Method: SW846 6010D - Metals (ICP)

| Analyte | Result | Qualifier | RL | MDL | Unit | D | Prepared | Analyzed | Dil Fac |
|---|---|---|---|---|---|---|---|---|---|
| Boron | <0.026 | | 0.080 | 0.026 | mg/L | | 01/22/26 10:35 | 01/23/26 10:24 | 1 |
| **Calcium** | **11** | | 0.10 | 0.038 | mg/L | | 01/22/26 10:35 | 01/23/26 10:24 | 1 |

### Method: SW846 6020B - Metals (ICP/MS) - Total Recoverable

| Analyte | Result | Qualifier | RL | MDL | Unit | D | Prepared | Analyzed | Dil Fac |
|---|---|---|---|---|---|---|---|---|---|
| Antimony | <0.0025 | | 0.0050 | 0.0025 | mg/L | | 01/22/26 09:48 | 01/23/26 01:41 | 1 |
| Arsenic | <0.0013 | | 0.0050 | 0.0013 | mg/L | | 01/22/26 09:48 | 01/23/26 01:41 | 1 |
| **Barium** | **0.022** | | 0.010 | 0.00041 | mg/L | | 01/22/26 09:48 | 01/23/26 01:41 | 1 |
| Beryllium | <0.00015 | | 0.0010 | 0.00015 | mg/L | | 01/22/26 09:48 | 01/23/26 01:41 | 1 |
| Cadmium | <0.00024 | | 0.00070 | 0.00024 | mg/L | | 01/22/26 09:48 | 01/23/26 01:41 | 1 |
| Chromium | <0.0037 | | 0.0050 | 0.0037 | mg/L | | 01/22/26 09:48 | 01/23/26 01:41 | 1 |
| **Cobalt** | **0.0026** | **J** | 0.0050 | 0.00041 | mg/L | | 01/22/26 09:48 | 01/23/26 01:41 | 1 |
| **Copper** | **0.00072** | **J** | 0.0020 | 0.00064 | mg/L | | 01/22/26 09:48 | 01/23/26 01:41 | 1 |
| Lead | <0.00086 | | 0.0010 | 0.00086 | mg/L | | 01/22/26 09:48 | 01/23/26 01:41 | 1 |
| **Nickel** | **0.00067** | **J** | 0.0050 | 0.00042 | mg/L | | 01/22/26 09:48 | 01/23/26 01:41 | 1 |
| Selenium | <0.0023 | | 0.0050 | 0.0023 | mg/L | | 01/22/26 09:48 | 01/23/26 01:41 | 1 |
| Silver | <0.00017 | | 0.0010 | 0.00017 | mg/L | | 01/22/26 09:48 | 01/23/26 01:41 | 1 |
| Thallium | <0.00019 | | 0.0010 | 0.00019 | mg/L | | 01/22/26 09:48 | 01/23/26 01:41 | 1 |
| Vanadium | <0.0012 | | 0.0050 | 0.0012 | mg/L | | 01/22/26 09:48 | 01/23/26 01:41 | 1 |
| Zinc | <0.0089 | | 0.010 | 0.0089 | mg/L | | 01/22/26 09:48 | 01/23/26 01:41 | 1 |

### Method: SW846 7470A - Mercury (CVAA)

| Analyte | Result | Qualifier | RL | MDL | Unit | D | Prepared | Analyzed | Dil Fac |
|---|---|---|---|---|---|---|---|---|---|
| Mercury | <0.00017 | | 0.00020 | 0.00017 | mg/L | | 01/28/26 17:30 | 01/29/26 00:26 | 1 |

### General Chemistry

| Analyte | Result | Qualifier | RL | MDL | Unit | D | Prepared | Analyzed | Dil Fac |
|---|---|---|---|---|---|---|---|---|---|
| **Total Dissolved Solids (SM 2540C - 2015)** | **130** | | 10 | 10 | mg/L | | | 01/26/26 13:23 | 1 |

## Client Sample ID: WAN-GWC-30

**Lab Sample ID: 705-55375-16**
**Date Collected: 01/21/26 10:20**
**Matrix: Water**
**Date Received: 01/21/26 14:50**

### Method: EPA 300.0 - Anions, Ion Chromatography

| Analyte | Result | Qualifier | RL | MDL | Unit | D | Prepared | Analyzed | Dil Fac |
|---|---|---|---|---|---|---|---|---|---|
| **Chloride** | **2.6** | | 1.0 | 0.98 | mg/L | | | 01/22/26 03:35 | 1 |
| **Fluoride** | **0.21** | | 0.20 | 0.081 | mg/L | | | 01/22/26 03:35 | 1 |
| **Sulfate** | **1.7** | | 1.0 | 0.77 | mg/L | | | 01/22/26 03:35 | 1 |

### Method: SW846 6010D - Metals (ICP)

| Analyte | Result | Qualifier | RL | MDL | Unit | D | Prepared | Analyzed | Dil Fac |
|---|---|---|---|---|---|---|---|---|---|
| Boron | <0.026 | | 0.080 | 0.026 | mg/L | | 01/22/26 10:35 | 01/23/26 10:27 | 1 |
| **Calcium** | **3.7** | | 0.10 | 0.038 | mg/L | | 01/22/26 10:35 | 01/23/26 10:27 | 1 |

# Client Sample Results

Client: Southern Company
Project/Site: Plant Wansley Landfill

Job ID: 705-55375-1

## Client Sample ID: WAN-GWC-30

**Lab Sample ID: 705-55375-16**
**Date Collected: 01/21/26 10:20**
**Matrix: Water**
**Date Received: 01/21/26 14:50**

### Method: SW846 6020B - Metals (ICP/MS) - Total Recoverable

| Analyte | Result | Qualifier | RL | MDL | Unit | D | Prepared | Analyzed | Dil Fac |
|---|---|---|---|---|---|---|---|---|---|
| Antimony | <0.0025 | | 0.0050 | 0.0025 | mg/L | | 01/22/26 09:48 | 01/23/26 01:43 | 1 |
| Arsenic | <0.0013 | | 0.0050 | 0.0013 | mg/L | | 01/22/26 09:48 | 01/23/26 01:43 | 1 |
| **Barium** | **0.0090** | **J** | 0.010 | 0.00041 | mg/L | | 01/22/26 09:48 | 01/23/26 01:43 | 1 |
| Beryllium | <0.00015 | | 0.0010 | 0.00015 | mg/L | | 01/22/26 09:48 | 01/23/26 01:43 | 1 |
| Cadmium | <0.00024 | | 0.00070 | 0.00024 | mg/L | | 01/22/26 09:48 | 01/23/26 01:43 | 1 |
| Chromium | <0.0037 | | 0.0050 | 0.0037 | mg/L | | 01/22/26 09:48 | 01/23/26 01:43 | 1 |
| Cobalt | <0.00041 | | 0.0050 | 0.00041 | mg/L | | 01/22/26 09:48 | 01/23/26 01:43 | 1 |
| Copper | <0.00064 | | 0.0020 | 0.00064 | mg/L | | 01/22/26 09:48 | 01/23/26 01:43 | 1 |
| Lead | <0.00086 | | 0.0010 | 0.00086 | mg/L | | 01/22/26 09:48 | 01/23/26 01:43 | 1 |
| Nickel | <0.00042 | | 0.0050 | 0.00042 | mg/L | | 01/22/26 09:48 | 01/23/26 01:43 | 1 |
| Selenium | <0.0023 | | 0.0050 | 0.0023 | mg/L | | 01/22/26 09:48 | 01/23/26 01:43 | 1 |
| Silver | <0.00017 | | 0.0010 | 0.00017 | mg/L | | 01/22/26 09:48 | 01/23/26 01:43 | 1 |
| Thallium | <0.00019 | | 0.0010 | 0.00019 | mg/L | | 01/22/26 09:48 | 01/23/26 01:43 | 1 |
| Vanadium | <0.0012 | | 0.0050 | 0.0012 | mg/L | | 01/22/26 09:48 | 01/23/26 01:43 | 1 |
| Zinc | <0.0089 | | 0.010 | 0.0089 | mg/L | | 01/22/26 09:48 | 01/23/26 01:43 | 1 |

### Method: SW846 7470A - Mercury (CVAA)

| Analyte | Result | Qualifier | RL | MDL | Unit | D | Prepared | Analyzed | Dil Fac |
|---|---|---|---|---|---|---|---|---|---|
| Mercury | <0.00017 | | 0.00020 | 0.00017 | mg/L | | 01/28/26 17:30 | 01/29/26 00:29 | 1 |

### General Chemistry

| Analyte | Result | Qualifier | RL | MDL | Unit | D | Prepared | Analyzed | Dil Fac |
|---|---|---|---|---|---|---|---|---|---|
| **Total Dissolved Solids (SM 2540C - 2015)** | **63** | | 10 | 10 | mg/L | | | 01/26/26 13:23 | 1 |

## Client Sample ID: WAN-LF-FB-10

**Lab Sample ID: 705-55375-17**
**Date Collected: 01/21/26 10:45**
**Matrix: Water**
**Date Received: 01/21/26 14:50**

### Method: EPA 300.0 - Anions, Ion Chromatography

| Analyte | Result | Qualifier | RL | MDL | Unit | D | Prepared | Analyzed | Dil Fac |
|---|---|---|---|---|---|---|---|---|---|
| Chloride | <0.98 | | 1.0 | 0.98 | mg/L | | | 01/22/26 12:36 | 1 |
| **Fluoride** | **0.11** | **J** | 0.20 | 0.081 | mg/L | | | 01/22/26 12:36 | 1 |
| Sulfate | <0.77 | | 1.0 | 0.77 | mg/L | | | 01/22/26 12:36 | 1 |

### Method: SW846 6010D - Metals (ICP)

| Analyte | Result | Qualifier | RL | MDL | Unit | D | Prepared | Analyzed | Dil Fac |
|---|---|---|---|---|---|---|---|---|---|
| Boron | <0.026 | | 0.080 | 0.026 | mg/L | | 01/22/26 10:35 | 01/23/26 10:30 | 1 |
| Calcium | <0.038 | | 0.10 | 0.038 | mg/L | | 01/22/26 10:35 | 01/23/26 10:30 | 1 |

### Method: SW846 6020B - Metals (ICP/MS) - Total Recoverable

| Analyte | Result | Qualifier | RL | MDL | Unit | D | Prepared | Analyzed | Dil Fac |
|---|---|---|---|---|---|---|---|---|---|
| Antimony | <0.0025 | | 0.0050 | 0.0025 | mg/L | | 01/22/26 09:48 | 01/23/26 01:46 | 1 |
| Arsenic | <0.0013 | | 0.0050 | 0.0013 | mg/L | | 01/22/26 09:48 | 01/23/26 01:46 | 1 |
| **Barium** | **0.00048** | **J** | 0.010 | 0.00041 | mg/L | | 01/22/26 09:48 | 01/23/26 01:46 | 1 |
| Beryllium | <0.00015 | | 0.0010 | 0.00015 | mg/L | | 01/22/26 09:48 | 01/23/26 01:46 | 1 |
| Cadmium | <0.00024 | | 0.00070 | 0.00024 | mg/L | | 01/22/26 09:48 | 01/23/26 01:46 | 1 |
| Chromium | <0.0037 | | 0.0050 | 0.0037 | mg/L | | 01/22/26 09:48 | 01/23/26 01:46 | 1 |
| Cobalt | <0.00041 | | 0.0050 | 0.00041 | mg/L | | 01/22/26 09:48 | 01/23/26 01:46 | 1 |
| Copper | <0.00064 | | 0.0020 | 0.00064 | mg/L | | 01/22/26 09:48 | 01/23/26 01:46 | 1 |
| Lead | <0.00086 | | 0.0010 | 0.00086 | mg/L | | 01/22/26 09:48 | 01/23/26 01:46 | 1 |

# Client Sample Results

Client: Southern Company
Project/Site: Plant Wansley Landfill

Job ID: 705-55375-1

## Client Sample ID: WAN-LF-FB-10

**Lab Sample ID: 705-55375-17**
**Date Collected: 01/21/26 10:45**
**Matrix: Water**
**Date Received: 01/21/26 14:50**

### Method: SW846 6020B - Metals (ICP/MS) - Total Recoverable (Continued)

| Analyte | Result | Qualifier | RL | MDL | Unit | D | Prepared | Analyzed | Dil Fac |
|---|---|---|---|---|---|---|---|---|---|
| Nickel | <0.00042 | | 0.0050 | 0.00042 | mg/L | | 01/22/26 09:48 | 01/23/26 01:46 | 1 |
| Selenium | <0.0023 | | 0.0050 | 0.0023 | mg/L | | 01/22/26 09:48 | 01/23/26 01:46 | 1 |
| Silver | <0.00017 | | 0.0010 | 0.00017 | mg/L | | 01/22/26 09:48 | 01/23/26 01:46 | 1 |
| Thallium | <0.00019 | | 0.0010 | 0.00019 | mg/L | | 01/22/26 09:48 | 01/23/26 01:46 | 1 |
| Vanadium | <0.0012 | | 0.0050 | 0.0012 | mg/L | | 01/22/26 09:48 | 01/23/26 01:46 | 1 |
| Zinc | <0.0089 | | 0.010 | 0.0089 | mg/L | | 01/22/26 09:48 | 01/23/26 01:46 | 1 |

### Method: SW846 7470A - Mercury (CVAA)

| Analyte | Result | Qualifier | RL | MDL | Unit | D | Prepared | Analyzed | Dil Fac |
|---|---|---|---|---|---|---|---|---|---|
| Mercury | <0.00017 | | 0.00020 | 0.00017 | mg/L | | 01/28/26 17:30 | 01/29/26 00:33 | 1 |

### General Chemistry

| Analyte | Result | Qualifier | RL | MDL | Unit | D | Prepared | Analyzed | Dil Fac |
|---|---|---|---|---|---|---|---|---|---|
| Total Dissolved Solids (SM 2540C - 2015) | <10 | | 10 | 10 | mg/L | | | 01/26/26 13:23 | 1 |

## Client Sample ID: WAN-GWC-5

**Lab Sample ID: 705-55666-1**
**Date Collected: 01/21/26 15:45**
**Matrix: Water**
**Date Received: 01/23/26 12:30**

### Method: EPA 300.0 - Anions, Ion Chromatography

| Analyte | Result | Qualifier | RL | MDL | Unit | D | Prepared | Analyzed | Dil Fac |
|---|---|---|---|---|---|---|---|---|---|
| **Chloride** | **9.1** | | 1.0 | 0.98 | mg/L | | | 01/23/26 22:24 | 1 |
| **Fluoride** | **0.14** | **J** | 0.20 | 0.081 | mg/L | | | 01/23/26 22:24 | 1 |
| **Sulfate** | **31** | | 1.0 | 0.77 | mg/L | | | 01/23/26 22:24 | 1 |

### Method: SW846 6010D - Metals (ICP)

| Analyte | Result | Qualifier | RL | MDL | Unit | D | Prepared | Analyzed | Dil Fac |
|---|---|---|---|---|---|---|---|---|---|
| Boron | <0.026 | | 0.080 | 0.026 | mg/L | | 01/28/26 10:05 | 01/30/26 15:53 | 1 |
| **Calcium** | **35** | | 0.10 | 0.038 | mg/L | | 01/28/26 10:05 | 01/30/26 15:53 | 1 |

### Method: SW846 6020B - Metals (ICP/MS) - Total Recoverable

| Analyte | Result | Qualifier | RL | MDL | Unit | D | Prepared | Analyzed | Dil Fac |
|---|---|---|---|---|---|---|---|---|---|
| Antimony | <0.0025 | | 0.0050 | 0.0025 | mg/L | | 01/23/26 16:37 | 01/28/26 03:34 | 1 |
| Arsenic | <0.0013 | | 0.0050 | 0.0013 | mg/L | | 01/23/26 16:37 | 01/28/26 03:34 | 1 |
| **Barium** | **0.025** | | 0.010 | 0.00041 | mg/L | | 01/23/26 16:37 | 01/28/26 03:34 | 1 |
| Beryllium | <0.00015 | | 0.0010 | 0.00015 | mg/L | | 01/23/26 16:37 | 01/28/26 03:34 | 1 |
| Cadmium | <0.00024 | | 0.00070 | 0.00024 | mg/L | | 01/23/26 16:37 | 01/28/26 03:34 | 1 |
| Chromium | <0.0037 | | 0.0050 | 0.0037 | mg/L | | 01/23/26 16:37 | 01/28/26 03:34 | 1 |
| **Cobalt** | **0.0024** | **J** | 0.0050 | 0.00041 | mg/L | | 01/23/26 16:37 | 01/28/26 03:34 | 1 |
| **Copper** | **0.00093** | **J** | 0.0020 | 0.00064 | mg/L | | 01/23/26 16:37 | 01/28/26 03:34 | 1 |
| Lead | <0.00086 | | 0.0010 | 0.00086 | mg/L | | 01/23/26 16:37 | 01/28/26 03:34 | 1 |
| **Nickel** | **0.0043** | **J** | 0.0050 | 0.00042 | mg/L | | 01/23/26 16:37 | 01/28/26 03:34 | 1 |
| Selenium | <0.0023 | | 0.0050 | 0.0023 | mg/L | | 01/23/26 16:37 | 01/28/26 03:34 | 1 |
| Silver | <0.00017 | | 0.0010 | 0.00017 | mg/L | | 01/23/26 16:37 | 01/28/26 03:34 | 1 |
| Thallium | <0.00019 | | 0.0010 | 0.00019 | mg/L | | 01/23/26 16:37 | 01/28/26 03:34 | 1 |
| **Vanadium** | **0.0036** | **J** | 0.0050 | 0.0012 | mg/L | | 01/23/26 16:37 | 01/28/26 03:34 | 1 |
| Zinc | <0.0089 | | 0.010 | 0.0089 | mg/L | | 01/23/26 16:37 | 01/28/26 03:34 | 1 |

# Client Sample Results

Client: Southern Company
Project/Site: Plant Wansley Landfill

Job ID: 705-55375-1

## Client Sample ID: WAN-GWC-5

**Lab Sample ID: 705-55666-1**
**Date Collected: 01/21/26 15:45**
**Matrix: Water**
**Date Received: 01/23/26 12:30**

### Method: SW846 7470A - Mercury (CVAA)

| Analyte | Result | Qualifier | RL | MDL | Unit | D | Prepared | Analyzed | Dil Fac |
|---|---|---|---|---|---|---|---|---|---|
| Mercury | <0.00017 | | 0.00020 | 0.00017 | mg/L | | 02/03/26 08:55 | 02/03/26 14:04 | 1 |

### General Chemistry

| Analyte | Result | Qualifier | RL | MDL | Unit | D | Prepared | Analyzed | Dil Fac |
|---|---|---|---|---|---|---|---|---|---|
| Total Dissolved Solids (SM 2540C - 2015) | 220 | | 10 | 10 | mg/L | | | 01/28/26 15:00 | 1 |

## Client Sample ID: WAN-GWC-11

**Lab Sample ID: 705-55666-2**
**Date Collected: 01/21/26 15:48**
**Matrix: Water**
**Date Received: 01/23/26 12:30**

### Method: EPA 300.0 - Anions, Ion Chromatography

| Analyte | Result | Qualifier | RL | MDL | Unit | D | Prepared | Analyzed | Dil Fac |
|---|---|---|---|---|---|---|---|---|---|
| Chloride | 1.5 | | 1.0 | 0.98 | mg/L | | | 01/23/26 22:35 | 1 |
| Fluoride | 0.15 | J | 0.20 | 0.081 | mg/L | | | 01/23/26 22:35 | 1 |
| Sulfate | <0.77 | | 1.0 | 0.77 | mg/L | | | 01/23/26 22:35 | 1 |

### Method: SW846 6010D - Metals (ICP)

| Analyte | Result | Qualifier | RL | MDL | Unit | D | Prepared | Analyzed | Dil Fac |
|---|---|---|---|---|---|---|---|---|---|
| Boron | <0.026 | | 0.080 | 0.026 | mg/L | | 01/28/26 10:05 | 01/30/26 15:56 | 1 |
| Calcium | 6.9 | | 0.10 | 0.038 | mg/L | | 01/28/26 10:05 | 01/30/26 15:56 | 1 |

### Method: SW846 6020B - Metals (ICP/MS) - Total Recoverable

| Analyte | Result | Qualifier | RL | MDL | Unit | D | Prepared | Analyzed | Dil Fac |
|---|---|---|---|---|---|---|---|---|---|
| Antimony | <0.0025 | | 0.0050 | 0.0025 | mg/L | | 01/23/26 16:37 | 01/28/26 03:45 | 1 |
| Arsenic | <0.0013 | | 0.0050 | 0.0013 | mg/L | | 01/23/26 16:37 | 01/28/26 03:45 | 1 |
| Barium | 0.15 | | 0.010 | 0.00041 | mg/L | | 01/23/26 16:37 | 01/28/26 03:45 | 1 |
| Beryllium | <0.00015 | | 0.0010 | 0.00015 | mg/L | | 01/23/26 16:37 | 01/28/26 03:45 | 1 |
| Cadmium | <0.00024 | | 0.00070 | 0.00024 | mg/L | | 01/23/26 16:37 | 01/28/26 03:45 | 1 |
| Chromium | <0.0037 | | 0.0050 | 0.0037 | mg/L | | 01/23/26 16:37 | 01/28/26 03:45 | 1 |
| Cobalt | 0.0025 | J | 0.0050 | 0.00041 | mg/L | | 01/23/26 16:37 | 01/28/26 03:45 | 1 |
| Copper | <0.00064 | | 0.0020 | 0.00064 | mg/L | | 01/23/26 16:37 | 01/28/26 03:45 | 1 |
| Lead | <0.00086 | | 0.0010 | 0.00086 | mg/L | | 01/23/26 16:37 | 01/28/26 03:45 | 1 |
| Nickel | <0.00042 | | 0.0050 | 0.00042 | mg/L | | 01/23/26 16:37 | 01/28/26 03:45 | 1 |
| Selenium | <0.0023 | | 0.0050 | 0.0023 | mg/L | | 01/23/26 16:37 | 01/28/26 03:45 | 1 |
| Silver | <0.00017 | | 0.0010 | 0.00017 | mg/L | | 01/23/26 16:37 | 01/28/26 03:45 | 1 |
| Thallium | <0.00019 | | 0.0010 | 0.00019 | mg/L | | 01/23/26 16:37 | 01/28/26 03:45 | 1 |
| Vanadium | 0.0027 | J | 0.0050 | 0.0012 | mg/L | | 01/23/26 16:37 | 01/28/26 03:45 | 1 |
| Zinc | <0.0089 | | 0.010 | 0.0089 | mg/L | | 01/23/26 16:37 | 01/28/26 03:45 | 1 |

### Method: SW846 7470A - Mercury (CVAA)

| Analyte | Result | Qualifier | RL | MDL | Unit | D | Prepared | Analyzed | Dil Fac |
|---|---|---|---|---|---|---|---|---|---|
| Mercury | <0.00017 | | 0.00020 | 0.00017 | mg/L | | 02/03/26 08:55 | 02/03/26 14:14 | 1 |

### General Chemistry

| Analyte | Result | Qualifier | RL | MDL | Unit | D | Prepared | Analyzed | Dil Fac |
|---|---|---|---|---|---|---|---|---|---|
| Total Dissolved Solids (SM 2540C - 2015) | 61 | | 10 | 10 | mg/L | | | 01/28/26 15:00 | 1 |

# Client Sample Results

Client: Southern Company
Project/Site: Plant Wansley Landfill

Job ID: 705-55375-1

## Client Sample ID: WAN-GWC-12

**Lab Sample ID: 705-55666-3**
**Date Collected: 01/21/26 14:20**
**Matrix: Water**
**Date Received: 01/23/26 12:30**

### Method: EPA 300.0 - Anions, Ion Chromatography

| Analyte | Result | Qualifier | RL | MDL | Unit | D | Prepared | Analyzed | Dil Fac |
|---|---|---|---|---|---|---|---|---|---|
| Chloride | 25 | | 1.0 | 0.98 | mg/L | | | 01/23/26 22:46 | 1 |
| Fluoride | 0.24 | | 0.20 | 0.081 | mg/L | | | 01/23/26 22:46 | 1 |
| Sulfate | 32 | | 1.0 | 0.77 | mg/L | | | 01/23/26 22:46 | 1 |

### Method: SW846 6010D - Metals (ICP)

| Analyte | Result | Qualifier | RL | MDL | Unit | D | Prepared | Analyzed | Dil Fac |
|---|---|---|---|---|---|---|---|---|---|
| Boron | 0.11 | | 0.080 | 0.026 | mg/L | | 01/28/26 11:20 | 01/29/26 20:33 | 1 |
| Calcium | 55 | | 0.10 | 0.038 | mg/L | | 01/28/26 11:20 | 01/29/26 20:33 | 1 |

### Method: SW846 6020B - Metals (ICP/MS) - Total Recoverable

| Analyte | Result | Qualifier | RL | MDL | Unit | D | Prepared | Analyzed | Dil Fac |
|---|---|---|---|---|---|---|---|---|---|
| Antimony | <0.0025 | | 0.0050 | 0.0025 | mg/L | | 01/23/26 16:37 | 01/28/26 03:48 | 1 |
| Arsenic | <0.0013 | | 0.0050 | 0.0013 | mg/L | | 01/23/26 16:37 | 01/28/26 03:48 | 1 |
| Barium | 0.026 | | 0.010 | 0.00041 | mg/L | | 01/23/26 16:37 | 01/28/26 03:48 | 1 |
| Beryllium | <0.00015 | | 0.0010 | 0.00015 | mg/L | | 01/23/26 16:37 | 01/28/26 03:48 | 1 |
| Cadmium | <0.00024 | | 0.00070 | 0.00024 | mg/L | | 01/23/26 16:37 | 01/28/26 03:48 | 1 |
| Chromium | <0.0037 | | 0.0050 | 0.0037 | mg/L | | 01/23/26 16:37 | 01/28/26 03:48 | 1 |
| Cobalt | <0.00041 | | 0.0050 | 0.00041 | mg/L | | 01/23/26 16:37 | 01/28/26 03:48 | 1 |
| Copper | <0.00064 | | 0.0020 | 0.00064 | mg/L | | 01/23/26 16:37 | 01/28/26 03:48 | 1 |
| Lead | <0.00086 | | 0.0010 | 0.00086 | mg/L | | 01/23/26 16:37 | 01/28/26 03:48 | 1 |
| Nickel | <0.00042 | | 0.0050 | 0.00042 | mg/L | | 01/23/26 16:37 | 01/28/26 03:48 | 1 |
| Selenium | <0.0023 | | 0.0050 | 0.0023 | mg/L | | 01/23/26 16:37 | 01/28/26 03:48 | 1 |
| Silver | <0.00017 | | 0.0010 | 0.00017 | mg/L | | 01/23/26 16:37 | 01/28/26 03:48 | 1 |
| Thallium | <0.00019 | | 0.0010 | 0.00019 | mg/L | | 01/23/26 16:37 | 01/28/26 03:48 | 1 |
| Vanadium | <0.0012 | | 0.0050 | 0.0012 | mg/L | | 01/23/26 16:37 | 01/28/26 03:48 | 1 |
| Zinc | <0.0089 | | 0.010 | 0.0089 | mg/L | | 01/23/26 16:37 | 01/28/26 03:48 | 1 |

### Method: SW846 7470A - Mercury (CVAA)

| Analyte | Result | Qualifier | RL | MDL | Unit | D | Prepared | Analyzed | Dil Fac |
|---|---|---|---|---|---|---|---|---|---|
| Mercury | <0.00017 | | 0.00020 | 0.00017 | mg/L | | 02/03/26 08:55 | 02/03/26 14:28 | 1 |

### General Chemistry

| Analyte | Result | Qualifier | RL | MDL | Unit | D | Prepared | Analyzed | Dil Fac |
|---|---|---|---|---|---|---|---|---|---|
| Total Dissolved Solids (SM 2540C - 2015) | 210 | | 10 | 10 | mg/L | | | 01/28/26 15:00 | 1 |

## Client Sample ID: WAN-GWC-13

**Lab Sample ID: 705-55666-4**
**Date Collected: 01/21/26 12:59**
**Matrix: Water**
**Date Received: 01/23/26 12:30**

### Method: EPA 300.0 - Anions, Ion Chromatography

| Analyte | Result | Qualifier | RL | MDL | Unit | D | Prepared | Analyzed | Dil Fac |
|---|---|---|---|---|---|---|---|---|---|
| Chloride | 1.7 | | 1.0 | 0.98 | mg/L | | | 01/23/26 22:58 | 1 |
| Fluoride | 0.15 | J | 0.20 | 0.081 | mg/L | | | 01/23/26 22:58 | 1 |
| Sulfate | 2.2 | | 1.0 | 0.77 | mg/L | | | 01/23/26 22:58 | 1 |

### Method: SW846 6010D - Metals (ICP)

| Analyte | Result | Qualifier | RL | MDL | Unit | D | Prepared | Analyzed | Dil Fac |
|---|---|---|---|---|---|---|---|---|---|
| Boron | <0.026 | | 0.080 | 0.026 | mg/L | | 01/27/26 16:42 | 01/28/26 12:10 | 1 |
| Calcium | 3.8 | | 0.10 | 0.038 | mg/L | | 01/27/26 16:42 | 01/28/26 12:10 | 1 |

# Client Sample Results

Client: Southern Company
Project/Site: Plant Wansley Landfill

Job ID: 705-55375-1

## Client Sample ID: WAN-GWC-13

**Lab Sample ID: 705-55666-4**
**Date Collected: 01/21/26 12:59**
**Matrix: Water**
**Date Received: 01/23/26 12:30**

### Method: SW846 6020B - Metals (ICP/MS) - Total Recoverable

| Analyte | Result | Qualifier | RL | MDL | Unit | D | Prepared | Analyzed | Dil Fac |
|---|---|---|---|---|---|---|---|---|---|
| Antimony | <0.0025 | | 0.0050 | 0.0025 | mg/L | | 01/23/26 16:37 | 01/28/26 04:09 | 1 |
| Arsenic | <0.0013 | | 0.0050 | 0.0013 | mg/L | | 01/23/26 16:37 | 01/28/26 04:09 | 1 |
| **Barium** | **0.0029** | **J** | 0.010 | 0.00041 | mg/L | | 01/23/26 16:37 | 01/28/26 04:09 | 1 |
| Beryllium | <0.00015 | | 0.0010 | 0.00015 | mg/L | | 01/23/26 16:37 | 01/28/26 04:09 | 1 |
| Cadmium | <0.00024 | | 0.00070 | 0.00024 | mg/L | | 01/23/26 16:37 | 01/28/26 04:09 | 1 |
| Chromium | <0.0037 | | 0.0050 | 0.0037 | mg/L | | 01/23/26 16:37 | 01/28/26 04:09 | 1 |
| Cobalt | <0.00041 | | 0.0050 | 0.00041 | mg/L | | 01/23/26 16:37 | 01/28/26 04:09 | 1 |
| Copper | <0.00064 | | 0.0020 | 0.00064 | mg/L | | 01/23/26 16:37 | 01/28/26 04:09 | 1 |
| Lead | <0.00086 | | 0.0010 | 0.00086 | mg/L | | 01/23/26 16:37 | 01/28/26 04:09 | 1 |
| Nickel | <0.00042 | | 0.0050 | 0.00042 | mg/L | | 01/23/26 16:37 | 01/28/26 04:09 | 1 |
| Selenium | <0.0023 | | 0.0050 | 0.0023 | mg/L | | 01/23/26 16:37 | 01/28/26 04:09 | 1 |
| Silver | <0.00017 | | 0.0010 | 0.00017 | mg/L | | 01/23/26 16:37 | 01/28/26 04:09 | 1 |
| Thallium | <0.00019 | | 0.0010 | 0.00019 | mg/L | | 01/23/26 16:37 | 01/28/26 04:09 | 1 |
| Vanadium | <0.0012 | | 0.0050 | 0.0012 | mg/L | | 01/23/26 16:37 | 01/28/26 04:09 | 1 |
| Zinc | <0.0089 | | 0.010 | 0.0089 | mg/L | | 01/23/26 16:37 | 01/28/26 04:09 | 1 |

### Method: SW846 7470A - Mercury (CVAA)

| Analyte | Result | Qualifier | RL | MDL | Unit | D | Prepared | Analyzed | Dil Fac |
|---|---|---|---|---|---|---|---|---|---|
| Mercury | <0.00017 | | 0.00020 | 0.00017 | mg/L | | 02/03/26 08:55 | 02/03/26 14:32 | 1 |

### General Chemistry

| Analyte | Result | Qualifier | RL | MDL | Unit | D | Prepared | Analyzed | Dil Fac |
|---|---|---|---|---|---|---|---|---|---|
| **Total Dissolved Solids (SM 2540C - 2015)** | **23** | | 10 | 10 | mg/L | | | 01/28/26 15:00 | 1 |

## Client Sample ID: WAN-GWC-15

**Lab Sample ID: 705-55666-5**
**Date Collected: 01/21/26 13:18**
**Matrix: Water**
**Date Received: 01/23/26 12:30**

### Method: EPA 300.0 - Anions, Ion Chromatography

| Analyte | Result | Qualifier | RL | MDL | Unit | D | Prepared | Analyzed | Dil Fac |
|---|---|---|---|---|---|---|---|---|---|
| **Chloride** | **3.4** | | 1.0 | 0.98 | mg/L | | | 01/23/26 23:43 | 1 |
| **Fluoride** | **0.17** | **J** | 0.20 | 0.081 | mg/L | | | 01/23/26 23:43 | 1 |
| **Sulfate** | **1.9** | | 1.0 | 0.77 | mg/L | | | 01/23/26 23:43 | 1 |

### Method: SW846 6010D - Metals (ICP)

| Analyte | Result | Qualifier | RL | MDL | Unit | D | Prepared | Analyzed | Dil Fac |
|---|---|---|---|---|---|---|---|---|---|
| **Boron** | **0.031** | **J** | 0.080 | 0.026 | mg/L | | 01/27/26 16:42 | 01/28/26 12:13 | 1 |
| **Calcium** | **7.1** | | 0.10 | 0.038 | mg/L | | 01/27/26 16:42 | 01/28/26 12:13 | 1 |

### Method: SW846 6020B - Metals (ICP/MS) - Total Recoverable

| Analyte | Result | Qualifier | RL | MDL | Unit | D | Prepared | Analyzed | Dil Fac |
|---|---|---|---|---|---|---|---|---|---|
| Antimony | <0.0025 | | 0.0050 | 0.0025 | mg/L | | 01/23/26 16:37 | 01/28/26 04:12 | 1 |
| Arsenic | <0.0013 | | 0.0050 | 0.0013 | mg/L | | 01/23/26 16:37 | 01/28/26 04:12 | 1 |
| **Barium** | **0.0070** | **J** | 0.010 | 0.00041 | mg/L | | 01/23/26 16:37 | 01/28/26 04:12 | 1 |
| Beryllium | <0.00015 | | 0.0010 | 0.00015 | mg/L | | 01/23/26 16:37 | 01/28/26 04:12 | 1 |
| Cadmium | <0.00024 | | 0.00070 | 0.00024 | mg/L | | 01/23/26 16:37 | 01/28/26 04:12 | 1 |
| Chromium | <0.0037 | | 0.0050 | 0.0037 | mg/L | | 01/23/26 16:37 | 01/28/26 04:12 | 1 |
| Cobalt | <0.00041 | | 0.0050 | 0.00041 | mg/L | | 01/23/26 16:37 | 01/28/26 04:12 | 1 |
| Copper | <0.00064 | | 0.0020 | 0.00064 | mg/L | | 01/23/26 16:37 | 01/28/26 04:12 | 1 |
| Lead | <0.00086 | | 0.0010 | 0.00086 | mg/L | | 01/23/26 16:37 | 01/28/26 04:12 | 1 |

## Client Sample ID: WAN-GWC-15

**Lab Sample ID: 705-55666-5**
**Matrix: Water**
**Date Collected: 01/21/26 13:18**
**Date Received: 01/23/26 12:30**

### Method: SW846 6020B - Metals (ICP/MS) - Total Recoverable (Continued)

| Analyte | Result | Qualifier | RL | MDL | Unit | D | Prepared | Analyzed | Dil Fac |
|---|---|---|---|---|---|---|---|---|---|
| Nickel | <0.00042 | | 0.0050 | 0.00042 | mg/L | | 01/23/26 16:37 | 01/28/26 04:12 | 1 |
| Selenium | <0.0023 | | 0.0050 | 0.0023 | mg/L | | 01/23/26 16:37 | 01/28/26 04:12 | 1 |
| Silver | <0.00017 | | 0.0010 | 0.00017 | mg/L | | 01/23/26 16:37 | 01/28/26 04:12 | 1 |
| Thallium | <0.00019 | | 0.0010 | 0.00019 | mg/L | | 01/23/26 16:37 | 01/28/26 04:12 | 1 |
| **Vanadium** | **0.0014** | **J** | 0.0050 | 0.0012 | mg/L | | 01/23/26 16:37 | 01/28/26 04:12 | 1 |
| Zinc | <0.0089 | | 0.010 | 0.0089 | mg/L | | 01/23/26 16:37 | 01/28/26 04:12 | 1 |

### Method: SW846 7470A - Mercury (CVAA)

| Analyte | Result | Qualifier | RL | MDL | Unit | D | Prepared | Analyzed | Dil Fac |
|---|---|---|---|---|---|---|---|---|---|
| Mercury | <0.00017 | | 0.00020 | 0.00017 | mg/L | | 02/03/26 08:55 | 02/03/26 14:35 | 1 |

### General Chemistry

| Analyte | Result | Qualifier | RL | MDL | Unit | D | Prepared | Analyzed | Dil Fac |
|---|---|---|---|---|---|---|---|---|---|
| **Total Dissolved Solids (SM 2540C - 2015)** | **69** | | 10 | 10 | mg/L | | | 01/28/26 15:00 | 1 |

## Client Sample ID: WAN-GWC-16

**Lab Sample ID: 705-55666-6**
**Matrix: Water**
**Date Collected: 01/21/26 14:21**
**Date Received: 01/23/26 12:30**

### Method: EPA 300.0 - Anions, Ion Chromatography

| Analyte | Result | Qualifier | RL | MDL | Unit | D | Prepared | Analyzed | Dil Fac |
|---|---|---|---|---|---|---|---|---|---|
| **Chloride** | **1.6** | | 1.0 | 0.98 | mg/L | | | 01/23/26 23:55 | 1 |
| **Fluoride** | **0.16** | **J** | 0.20 | 0.081 | mg/L | | | 01/23/26 23:55 | 1 |
| **Sulfate** | **1.1** | | 1.0 | 0.77 | mg/L | | | 01/23/26 23:55 | 1 |

### Method: SW846 6010D - Metals (ICP)

| Analyte | Result | Qualifier | RL | MDL | Unit | D | Prepared | Analyzed | Dil Fac |
|---|---|---|---|---|---|---|---|---|---|
| Boron | <0.026 | | 0.080 | 0.026 | mg/L | | 01/27/26 16:42 | 01/28/26 12:16 | 1 |
| **Calcium** | **6.7** | | 0.10 | 0.038 | mg/L | | 01/27/26 16:42 | 01/28/26 12:16 | 1 |

### Method: SW846 6020B - Metals (ICP/MS) - Total Recoverable

| Analyte | Result | Qualifier | RL | MDL | Unit | D | Prepared | Analyzed | Dil Fac |
|---|---|---|---|---|---|---|---|---|---|
| Antimony | <0.0025 | | 0.0050 | 0.0025 | mg/L | | 01/23/26 16:37 | 01/28/26 04:15 | 1 |
| Arsenic | <0.0013 | | 0.0050 | 0.0013 | mg/L | | 01/23/26 16:37 | 01/28/26 04:15 | 1 |
| **Barium** | **0.019** | | 0.010 | 0.00041 | mg/L | | 01/23/26 16:37 | 01/28/26 04:15 | 1 |
| Beryllium | <0.00015 | | 0.0010 | 0.00015 | mg/L | | 01/23/26 16:37 | 01/28/26 04:15 | 1 |
| Cadmium | <0.00024 | | 0.00070 | 0.00024 | mg/L | | 01/23/26 16:37 | 01/28/26 04:15 | 1 |
| Chromium | <0.0037 | | 0.0050 | 0.0037 | mg/L | | 01/23/26 16:37 | 01/28/26 04:15 | 1 |
| Cobalt | <0.00041 | | 0.0050 | 0.00041 | mg/L | | 01/23/26 16:37 | 01/28/26 04:15 | 1 |
| Copper | <0.00064 | | 0.0020 | 0.00064 | mg/L | | 01/23/26 16:37 | 01/28/26 04:15 | 1 |
| Lead | <0.00086 | | 0.0010 | 0.00086 | mg/L | | 01/23/26 16:37 | 01/28/26 04:15 | 1 |
| **Nickel** | **0.0011** | **J** | 0.0050 | 0.00042 | mg/L | | 01/23/26 16:37 | 01/28/26 04:15 | 1 |
| Selenium | <0.0023 | | 0.0050 | 0.0023 | mg/L | | 01/23/26 16:37 | 01/28/26 04:15 | 1 |
| Silver | <0.00017 | | 0.0010 | 0.00017 | mg/L | | 01/23/26 16:37 | 01/28/26 04:15 | 1 |
| Thallium | <0.00019 | | 0.0010 | 0.00019 | mg/L | | 01/23/26 16:37 | 01/28/26 04:15 | 1 |
| **Vanadium** | **0.0050** | | 0.0050 | 0.0012 | mg/L | | 01/23/26 16:37 | 01/28/26 04:15 | 1 |
| Zinc | <0.0089 | | 0.010 | 0.0089 | mg/L | | 01/23/26 16:37 | 01/28/26 04:15 | 1 |

# Client Sample Results

Client: Southern Company
Project/Site: Plant Wansley Landfill

Job ID: 705-55375-1

## Client Sample ID: WAN-GWC-16

**Lab Sample ID: 705-55666-6**
**Date Collected: 01/21/26 14:21**
**Matrix: Water**
**Date Received: 01/23/26 12:30**

### Method: SW846 7470A - Mercury (CVAA)

| Analyte | Result | Qualifier | RL | MDL | Unit | D | Prepared | Analyzed | Dil Fac |
|---|---|---|---|---|---|---|---|---|---|
| Mercury | <0.00017 | | 0.00020 | 0.00017 | mg/L | | 02/03/26 08:55 | 02/03/26 14:38 | 1 |

### General Chemistry

| Analyte | Result | Qualifier | RL | MDL | Unit | D | Prepared | Analyzed | Dil Fac |
|---|---|---|---|---|---|---|---|---|---|
| Total Dissolved Solids (SM 2540C - 2015) | 92 | | 10 | 10 | mg/L | | | 01/28/26 15:00 | 1 |

## Client Sample ID: WAN-GWC-17

**Lab Sample ID: 705-55666-7**
**Date Collected: 01/21/26 15:09**
**Matrix: Water**
**Date Received: 01/23/26 12:30**

### Method: EPA 300.0 - Anions, Ion Chromatography

| Analyte | Result | Qualifier | RL | MDL | Unit | D | Prepared | Analyzed | Dil Fac |
|---|---|---|---|---|---|---|---|---|---|
| Chloride | 1.6 | | 1.0 | 0.98 | mg/L | | | 01/24/26 00:06 | 1 |
| Fluoride | 0.19 | J | 0.20 | 0.081 | mg/L | | | 01/24/26 00:06 | 1 |
| Sulfate | 1.2 | | 1.0 | 0.77 | mg/L | | | 01/24/26 00:06 | 1 |

### Method: SW846 6010D - Metals (ICP)

| Analyte | Result | Qualifier | RL | MDL | Unit | D | Prepared | Analyzed | Dil Fac |
|---|---|---|---|---|---|---|---|---|---|
| Boron | <0.026 | | 0.080 | 0.026 | mg/L | | 01/27/26 16:42 | 01/28/26 12:25 | 1 |
| Calcium | 9.4 | | 0.10 | 0.038 | mg/L | | 01/27/26 16:42 | 01/28/26 12:25 | 1 |

### Method: SW846 6020B - Metals (ICP/MS) - Total Recoverable

| Analyte | Result | Qualifier | RL | MDL | Unit | D | Prepared | Analyzed | Dil Fac |
|---|---|---|---|---|---|---|---|---|---|
| Antimony | <0.0025 | | 0.0050 | 0.0025 | mg/L | | 01/23/26 16:37 | 01/28/26 04:17 | 1 |
| Arsenic | <0.0013 | | 0.0050 | 0.0013 | mg/L | | 01/23/26 16:37 | 01/28/26 04:17 | 1 |
| Barium | 0.019 | | 0.010 | 0.00041 | mg/L | | 01/23/26 16:37 | 01/28/26 04:17 | 1 |
| Beryllium | <0.00015 | | 0.0010 | 0.00015 | mg/L | | 01/23/26 16:37 | 01/28/26 04:17 | 1 |
| Cadmium | <0.00024 | | 0.00070 | 0.00024 | mg/L | | 01/23/26 16:37 | 01/28/26 04:17 | 1 |
| Chromium | <0.0037 | | 0.0050 | 0.0037 | mg/L | | 01/23/26 16:37 | 01/28/26 04:17 | 1 |
| Cobalt | <0.00041 | | 0.0050 | 0.00041 | mg/L | | 01/23/26 16:37 | 01/28/26 04:17 | 1 |
| Copper | <0.00064 | | 0.0020 | 0.00064 | mg/L | | 01/23/26 16:37 | 01/28/26 04:17 | 1 |
| Lead | <0.00086 | | 0.0010 | 0.00086 | mg/L | | 01/23/26 16:37 | 01/28/26 04:17 | 1 |
| Nickel | <0.00042 | | 0.0050 | 0.00042 | mg/L | | 01/23/26 16:37 | 01/28/26 04:17 | 1 |
| Selenium | <0.0023 | | 0.0050 | 0.0023 | mg/L | | 01/23/26 16:37 | 01/28/26 04:17 | 1 |
| Silver | <0.00017 | | 0.0010 | 0.00017 | mg/L | | 01/23/26 16:37 | 01/28/26 04:17 | 1 |
| Thallium | <0.00019 | | 0.0010 | 0.00019 | mg/L | | 01/23/26 16:37 | 01/28/26 04:17 | 1 |
| Vanadium | 0.0022 | J | 0.0050 | 0.0012 | mg/L | | 01/23/26 16:37 | 01/28/26 04:17 | 1 |
| Zinc | <0.0089 | | 0.010 | 0.0089 | mg/L | | 01/23/26 16:37 | 01/28/26 04:17 | 1 |

### Method: SW846 7470A - Mercury (CVAA)

| Analyte | Result | Qualifier | RL | MDL | Unit | D | Prepared | Analyzed | Dil Fac |
|---|---|---|---|---|---|---|---|---|---|
| Mercury | <0.00017 | | 0.00020 | 0.00017 | mg/L | | 02/03/26 08:55 | 02/03/26 14:42 | 1 |

### General Chemistry

| Analyte | Result | Qualifier | RL | MDL | Unit | D | Prepared | Analyzed | Dil Fac |
|---|---|---|---|---|---|---|---|---|---|
| Total Dissolved Solids (SM 2540C - 2015) | 100 | | 10 | 10 | mg/L | | | 01/28/26 15:00 | 1 |

# Client Sample Results

Client: Southern Company
Project/Site: Plant Wansley Landfill

Job ID: 705-55375-1

## Client Sample ID: WAN-GWC-18

**Lab Sample ID: 705-55666-8**
**Date Collected: 01/21/26 13:53**
**Matrix: Water**
**Date Received: 01/23/26 12:30**

### Method: EPA 300.0 - Anions, Ion Chromatography

| Analyte | Result | Qualifier | RL | MDL | Unit | D | Prepared | Analyzed | Dil Fac |
|---|---|---|---|---|---|---|---|---|---|
| **Chloride** | **1.9** | | 1.0 | 0.98 | mg/L | | | 01/24/26 00:17 | 1 |
| **Fluoride** | **0.089** | **J** | 0.20 | 0.081 | mg/L | | | 01/24/26 00:17 | 1 |
| Sulfate | <0.77 | | 1.0 | 0.77 | mg/L | | | 01/24/26 00:17 | 1 |

### Method: SW846 6010D - Metals (ICP)

| Analyte | Result | Qualifier | RL | MDL | Unit | D | Prepared | Analyzed | Dil Fac |
|---|---|---|---|---|---|---|---|---|---|
| Boron | <0.026 | | 0.080 | 0.026 | mg/L | | 01/27/26 16:42 | 01/28/26 12:36 | 1 |
| **Calcium** | **8.3** | | 0.10 | 0.038 | mg/L | | 01/27/26 16:42 | 01/28/26 12:36 | 1 |

### Method: SW846 6020B - Metals (ICP/MS) - Total Recoverable

| Analyte | Result | Qualifier | RL | MDL | Unit | D | Prepared | Analyzed | Dil Fac |
|---|---|---|---|---|---|---|---|---|---|
| Antimony | <0.0025 | | 0.0050 | 0.0025 | mg/L | | 01/23/26 16:37 | 01/28/26 04:20 | 1 |
| Arsenic | <0.0013 | | 0.0050 | 0.0013 | mg/L | | 01/23/26 16:37 | 01/28/26 04:20 | 1 |
| **Barium** | **0.045** | | 0.010 | 0.00041 | mg/L | | 01/23/26 16:37 | 01/28/26 04:20 | 1 |
| Beryllium | <0.00015 | | 0.0010 | 0.00015 | mg/L | | 01/23/26 16:37 | 01/28/26 04:20 | 1 |
| Cadmium | <0.00024 | | 0.00070 | 0.00024 | mg/L | | 01/23/26 16:37 | 01/28/26 04:20 | 1 |
| Chromium | <0.0037 | | 0.0050 | 0.0037 | mg/L | | 01/23/26 16:37 | 01/28/26 04:20 | 1 |
| Cobalt | <0.00041 | | 0.0050 | 0.00041 | mg/L | | 01/23/26 16:37 | 01/28/26 04:20 | 1 |
| Copper | <0.00064 | | 0.0020 | 0.00064 | mg/L | | 01/23/26 16:37 | 01/28/26 04:20 | 1 |
| Lead | <0.00086 | | 0.0010 | 0.00086 | mg/L | | 01/23/26 16:37 | 01/28/26 04:20 | 1 |
| Nickel | <0.00042 | | 0.0050 | 0.00042 | mg/L | | 01/23/26 16:37 | 01/28/26 04:20 | 1 |
| Selenium | <0.0023 | | 0.0050 | 0.0023 | mg/L | | 01/23/26 16:37 | 01/28/26 04:20 | 1 |
| Silver | <0.00017 | | 0.0010 | 0.00017 | mg/L | | 01/23/26 16:37 | 01/28/26 04:20 | 1 |
| Thallium | <0.00019 | | 0.0010 | 0.00019 | mg/L | | 01/23/26 16:37 | 01/28/26 04:20 | 1 |
| **Vanadium** | **0.0020** | **J** | 0.0050 | 0.0012 | mg/L | | 01/23/26 16:37 | 01/28/26 04:20 | 1 |
| Zinc | <0.0089 | | 0.010 | 0.0089 | mg/L | | 01/23/26 16:37 | 01/28/26 04:20 | 1 |

### Method: SW846 7470A - Mercury (CVAA)

| Analyte | Result | Qualifier | RL | MDL | Unit | D | Prepared | Analyzed | Dil Fac |
|---|---|---|---|---|---|---|---|---|---|
| Mercury | <0.00017 | | 0.00020 | 0.00017 | mg/L | | 02/03/26 08:55 | 02/03/26 14:45 | 1 |

### General Chemistry

| Analyte | Result | Qualifier | RL | MDL | Unit | D | Prepared | Analyzed | Dil Fac |
|---|---|---|---|---|---|---|---|---|---|
| **Total Dissolved Solids (SM 2540C - 2015)** | **80** | | 10 | 10 | mg/L | | | 01/28/26 15:00 | 1 |

## Client Sample ID: WAN-GWC-19

**Lab Sample ID: 705-55666-9**
**Date Collected: 01/21/26 11:42**
**Matrix: Water**
**Date Received: 01/23/26 12:30**

### Method: EPA 300.0 - Anions, Ion Chromatography

| Analyte | Result | Qualifier | RL | MDL | Unit | D | Prepared | Analyzed | Dil Fac |
|---|---|---|---|---|---|---|---|---|---|
| **Chloride** | **1.9** | | 1.0 | 0.98 | mg/L | | | 01/24/26 02:22 | 1 |
| **Fluoride** | **0.36** | | 0.20 | 0.081 | mg/L | | | 01/24/26 02:22 | 1 |
| **Sulfate** | **1.5** | | 1.0 | 0.77 | mg/L | | | 01/24/26 02:22 | 1 |

### Method: SW846 6010D - Metals (ICP)

| Analyte | Result | Qualifier | RL | MDL | Unit | D | Prepared | Analyzed | Dil Fac |
|---|---|---|---|---|---|---|---|---|---|
| Boron | <0.026 | | 0.080 | 0.026 | mg/L | | 01/27/26 16:42 | 01/28/26 12:39 | 1 |
| **Calcium** | **7.5** | | 0.10 | 0.038 | mg/L | | 01/27/26 16:42 | 01/28/26 12:39 | 1 |

# Client Sample Results

Client: Southern Company
Project/Site: Plant Wansley Landfill

Job ID: 705-55375-1

## Client Sample ID: WAN-GWC-19

**Lab Sample ID: 705-55666-9**
**Date Collected: 01/21/26 11:42**
**Matrix: Water**
**Date Received: 01/23/26 12:30**

### Method: SW846 6020B - Metals (ICP/MS) - Total Recoverable

| Analyte | Result | Qualifier | RL | MDL | Unit | D | Prepared | Analyzed | Dil Fac |
|---|---|---|---|---|---|---|---|---|---|
| Antimony | <0.0025 | | 0.0050 | 0.0025 | mg/L | | 01/23/26 16:37 | 01/28/26 04:42 | 1 |
| Arsenic | <0.0013 | | 0.0050 | 0.0013 | mg/L | | 01/23/26 16:37 | 01/28/26 04:42 | 1 |
| **Barium** | **0.13** | | 0.010 | 0.00041 | mg/L | | 01/23/26 16:37 | 01/28/26 04:42 | 1 |
| Beryllium | <0.00015 | | 0.0010 | 0.00015 | mg/L | | 01/23/26 16:37 | 01/28/26 04:42 | 1 |
| Cadmium | <0.00024 | | 0.00070 | 0.00024 | mg/L | | 01/23/26 16:37 | 01/28/26 04:42 | 1 |
| Chromium | <0.0037 | | 0.0050 | 0.0037 | mg/L | | 01/23/26 16:37 | 01/28/26 04:42 | 1 |
| **Cobalt** | **0.00072** | **J** | 0.0050 | 0.00041 | mg/L | | 01/23/26 16:37 | 01/28/26 04:42 | 1 |
| Copper | <0.00064 | | 0.0020 | 0.00064 | mg/L | | 01/23/26 16:37 | 01/28/26 04:42 | 1 |
| Lead | <0.00086 | | 0.0010 | 0.00086 | mg/L | | 01/23/26 16:37 | 01/28/26 04:42 | 1 |
| **Nickel** | **0.0012** | **J** | 0.0050 | 0.00042 | mg/L | | 01/23/26 16:37 | 01/28/26 04:42 | 1 |
| Selenium | <0.0023 | | 0.0050 | 0.0023 | mg/L | | 01/23/26 16:37 | 01/28/26 04:42 | 1 |
| Silver | <0.00017 | | 0.0010 | 0.00017 | mg/L | | 01/23/26 16:37 | 01/28/26 04:42 | 1 |
| Thallium | <0.00019 | | 0.0010 | 0.00019 | mg/L | | 01/23/26 16:37 | 01/28/26 04:42 | 1 |
| **Vanadium** | **0.0013** | **J** | 0.0050 | 0.0012 | mg/L | | 01/23/26 16:37 | 01/28/26 04:42 | 1 |
| Zinc | <0.0089 | | 0.010 | 0.0089 | mg/L | | 01/23/26 16:37 | 01/28/26 04:42 | 1 |

### Method: SW846 7470A - Mercury (CVAA)

| Analyte | Result | Qualifier | RL | MDL | Unit | D | Prepared | Analyzed | Dil Fac |
|---|---|---|---|---|---|---|---|---|---|
| Mercury | <0.00017 | | 0.00020 | 0.00017 | mg/L | | 02/03/26 08:55 | 02/03/26 14:49 | 1 |

### General Chemistry

| Analyte | Result | Qualifier | RL | MDL | Unit | D | Prepared | Analyzed | Dil Fac |
|---|---|---|---|---|---|---|---|---|---|
| **Total Dissolved Solids (SM 2540C - 2015)** | **81** | | 10 | 10 | mg/L | | | 01/28/26 15:00 | 1 |

## Client Sample ID: WAN-GWC-25

**Lab Sample ID: 705-55666-10**
**Date Collected: 01/21/26 10:53**
**Matrix: Water**
**Date Received: 01/23/26 12:30**

### Method: EPA 300.0 - Anions, Ion Chromatography

| Analyte | Result | Qualifier | RL | MDL | Unit | D | Prepared | Analyzed | Dil Fac |
|---|---|---|---|---|---|---|---|---|---|
| **Chloride** | **9.0** | | 1.0 | 0.98 | mg/L | | | 01/24/26 02:34 | 1 |
| **Fluoride** | **0.19** | **J** | 0.20 | 0.081 | mg/L | | | 01/24/26 02:34 | 1 |
| **Sulfate** | **5.6** | | 1.0 | 0.77 | mg/L | | | 01/24/26 02:34 | 1 |

### Method: SW846 6010D - Metals (ICP)

| Analyte | Result | Qualifier | RL | MDL | Unit | D | Prepared | Analyzed | Dil Fac |
|---|---|---|---|---|---|---|---|---|---|
| Boron | <0.026 | | 0.080 | 0.026 | mg/L | | 01/27/26 16:42 | 01/28/26 12:42 | 1 |
| **Calcium** | **7.0** | | 0.10 | 0.038 | mg/L | | 01/27/26 16:42 | 01/28/26 12:42 | 1 |

### Method: SW846 6020B - Metals (ICP/MS) - Total Recoverable

| Analyte | Result | Qualifier | RL | MDL | Unit | D | Prepared | Analyzed | Dil Fac |
|---|---|---|---|---|---|---|---|---|---|
| Antimony | <0.0025 | | 0.0050 | 0.0025 | mg/L | | 01/23/26 16:37 | 01/28/26 04:44 | 1 |
| Arsenic | <0.0013 | | 0.0050 | 0.0013 | mg/L | | 01/23/26 16:37 | 01/28/26 04:44 | 1 |
| **Barium** | **0.022** | | 0.010 | 0.00041 | mg/L | | 01/23/26 16:37 | 01/28/26 04:44 | 1 |
| Beryllium | <0.00015 | | 0.0010 | 0.00015 | mg/L | | 01/23/26 16:37 | 01/28/26 04:44 | 1 |
| Cadmium | <0.00024 | | 0.00070 | 0.00024 | mg/L | | 01/23/26 16:37 | 01/28/26 04:44 | 1 |
| Chromium | <0.0037 | | 0.0050 | 0.0037 | mg/L | | 01/23/26 16:37 | 01/28/26 04:44 | 1 |
| **Cobalt** | **0.0037** | **J** | 0.0050 | 0.00041 | mg/L | | 01/23/26 16:37 | 01/28/26 04:44 | 1 |
| Copper | <0.00064 | | 0.0020 | 0.00064 | mg/L | | 01/23/26 16:37 | 01/28/26 04:44 | 1 |
| Lead | <0.00086 | | 0.0010 | 0.00086 | mg/L | | 01/23/26 16:37 | 01/28/26 04:44 | 1 |

# Client Sample Results

Client: Southern Company
Project/Site: Plant Wansley Landfill

Job ID: 705-55375-1

## Client Sample ID: WAN-GWC-25

**Lab Sample ID: 705-55666-10**
**Matrix: Water**

**Date Collected: 01/21/26 10:53**
**Date Received: 01/23/26 12:30**

### Method: SW846 6020B - Metals (ICP/MS) - Total Recoverable (Continued)

| Analyte | Result | Qualifier | RL | MDL | Unit | D | Prepared | Analyzed | Dil Fac |
|---|---|---|---|---|---|---|---|---|---|
| **Nickel** | **0.0034** | **J** | 0.0050 | 0.00042 | mg/L | | 01/23/26 16:37 | 01/28/26 04:44 | 1 |
| Selenium | <0.0023 | | 0.0050 | 0.0023 | mg/L | | 01/23/26 16:37 | 01/28/26 04:44 | 1 |
| Silver | <0.00017 | | 0.0010 | 0.00017 | mg/L | | 01/23/26 16:37 | 01/28/26 04:44 | 1 |
| Thallium | <0.00019 | | 0.0010 | 0.00019 | mg/L | | 01/23/26 16:37 | 01/28/26 04:44 | 1 |
| Vanadium | <0.0012 | | 0.0050 | 0.0012 | mg/L | | 01/23/26 16:37 | 01/28/26 04:44 | 1 |
| Zinc | <0.0089 | | 0.010 | 0.0089 | mg/L | | 01/23/26 16:37 | 01/28/26 04:44 | 1 |

### Method: SW846 7470A - Mercury (CVAA)

| Analyte | Result | Qualifier | RL | MDL | Unit | D | Prepared | Analyzed | Dil Fac |
|---|---|---|---|---|---|---|---|---|---|
| Mercury | <0.00017 | | 0.00020 | 0.00017 | mg/L | | 02/03/26 08:55 | 02/03/26 14:52 | 1 |

### General Chemistry

| Analyte | Result | Qualifier | RL | MDL | Unit | D | Prepared | Analyzed | Dil Fac |
|---|---|---|---|---|---|---|---|---|---|
| **Total Dissolved Solids (SM 2540C - 2015)** | **97** | | 10 | 10 | mg/L | | | 01/28/26 16:45 | 1 |

## Client Sample ID: WAN-GWC-27

**Lab Sample ID: 705-55666-11**
**Matrix: Water**

**Date Collected: 01/21/26 12:30**
**Date Received: 01/23/26 12:30**

### Method: EPA 300.0 - Anions, Ion Chromatography

| Analyte | Result | Qualifier | RL | MDL | Unit | D | Prepared | Analyzed | Dil Fac |
|---|---|---|---|---|---|---|---|---|---|
| **Chloride** | **1.2** | | 1.0 | 0.98 | mg/L | | | 01/24/26 02:45 | 1 |
| **Fluoride** | **0.53** | | 0.20 | 0.081 | mg/L | | | 01/24/26 02:45 | 1 |
| **Sulfate** | **2.5** | | 1.0 | 0.77 | mg/L | | | 01/24/26 02:45 | 1 |

### Method: SW846 6010D - Metals (ICP)

| Analyte | Result | Qualifier | RL | MDL | Unit | D | Prepared | Analyzed | Dil Fac |
|---|---|---|---|---|---|---|---|---|---|
| Boron | <0.026 | | 0.080 | 0.026 | mg/L | | 01/27/26 16:42 | 01/28/26 12:45 | 1 |
| **Calcium** | **2.0** | | 0.10 | 0.038 | mg/L | | 01/27/26 16:42 | 01/28/26 12:45 | 1 |

### Method: SW846 6020B - Metals (ICP/MS) - Total Recoverable

| Analyte | Result | Qualifier | RL | MDL | Unit | D | Prepared | Analyzed | Dil Fac |
|---|---|---|---|---|---|---|---|---|---|
| Antimony | <0.0025 | | 0.0050 | 0.0025 | mg/L | | 01/23/26 16:37 | 01/28/26 04:47 | 1 |
| Arsenic | <0.0013 | | 0.0050 | 0.0013 | mg/L | | 01/23/26 16:37 | 01/28/26 04:47 | 1 |
| **Barium** | **0.013** | | 0.010 | 0.00041 | mg/L | | 01/23/26 16:37 | 01/28/26 04:47 | 1 |
| **Beryllium** | **0.0035** | | 0.0010 | 0.00015 | mg/L | | 01/23/26 16:37 | 01/28/26 04:47 | 1 |
| Cadmium | <0.00024 | | 0.00070 | 0.00024 | mg/L | | 01/23/26 16:37 | 01/28/26 04:47 | 1 |
| Chromium | <0.0037 | | 0.0050 | 0.0037 | mg/L | | 01/23/26 16:37 | 01/28/26 04:47 | 1 |
| **Cobalt** | **0.00093** | **J** | 0.0050 | 0.00041 | mg/L | | 01/23/26 16:37 | 01/28/26 04:47 | 1 |
| Copper | <0.00064 | | 0.0020 | 0.00064 | mg/L | | 01/23/26 16:37 | 01/28/26 04:47 | 1 |
| Lead | <0.00086 | | 0.0010 | 0.00086 | mg/L | | 01/23/26 16:37 | 01/28/26 04:47 | 1 |
| Nickel | <0.00042 | | 0.0050 | 0.00042 | mg/L | | 01/23/26 16:37 | 01/28/26 04:47 | 1 |
| Selenium | <0.0023 | | 0.0050 | 0.0023 | mg/L | | 01/23/26 16:37 | 01/28/26 04:47 | 1 |
| Silver | <0.00017 | | 0.0010 | 0.00017 | mg/L | | 01/23/26 16:37 | 01/28/26 04:47 | 1 |
| Thallium | <0.00019 | | 0.0010 | 0.00019 | mg/L | | 01/23/26 16:37 | 01/28/26 04:47 | 1 |
| Vanadium | <0.0012 | | 0.0050 | 0.0012 | mg/L | | 01/23/26 16:37 | 01/28/26 04:47 | 1 |
| Zinc | <0.0089 | | 0.010 | 0.0089 | mg/L | | 01/23/26 16:37 | 01/28/26 04:47 | 1 |

# Client Sample Results

Client: Southern Company
Project/Site: Plant Wansley Landfill

Job ID: 705-55375-1

## Client Sample ID: WAN-GWC-27

**Lab Sample ID: 705-55666-11**
**Date Collected: 01/21/26 12:30**
**Matrix: Water**
**Date Received: 01/23/26 12:30**

### Method: SW846 7470A - Mercury (CVAA)

| Analyte | Result | Qualifier | RL | MDL | Unit | D | Prepared | Analyzed | Dil Fac |
|---|---|---|---|---|---|---|---|---|---|
| Mercury | <0.00017 | | 0.00020 | 0.00017 | mg/L | | 02/03/26 08:55 | 02/03/26 14:56 | 1 |

### General Chemistry

| Analyte | Result | Qualifier | RL | MDL | Unit | D | Prepared | Analyzed | Dil Fac |
|---|---|---|---|---|---|---|---|---|---|
| Total Dissolved Solids (SM 2540C - 2015) | 17 | | 10 | 10 | mg/L | | | 01/28/26 16:45 | 1 |

## Client Sample ID: WAN-GWC-32

**Lab Sample ID: 705-55666-12**
**Date Collected: 01/21/26 13:23**
**Matrix: Water**
**Date Received: 01/23/26 12:30**

### Method: EPA 300.0 - Anions, Ion Chromatography

| Analyte | Result | Qualifier | RL | MDL | Unit | D | Prepared | Analyzed | Dil Fac |
|---|---|---|---|---|---|---|---|---|---|
| Chloride | 1.4 | | 1.0 | 0.98 | mg/L | | | 01/24/26 01:48 | 1 |
| Fluoride | 1.9 | | 0.20 | 0.081 | mg/L | | | 01/24/26 01:48 | 1 |
| Sulfate | 6.4 | | 1.0 | 0.77 | mg/L | | | 01/24/26 01:48 | 1 |

### Method: SW846 6010D - Metals (ICP)

| Analyte | Result | Qualifier | RL | MDL | Unit | D | Prepared | Analyzed | Dil Fac |
|---|---|---|---|---|---|---|---|---|---|
| Boron | <0.026 | | 0.080 | 0.026 | mg/L | | 01/27/26 16:42 | 01/28/26 12:48 | 1 |
| Calcium | 5.7 | | 0.10 | 0.038 | mg/L | | 01/27/26 16:42 | 01/28/26 12:48 | 1 |

### Method: SW846 6020B - Metals (ICP/MS) - Total Recoverable

| Analyte | Result | Qualifier | RL | MDL | Unit | D | Prepared | Analyzed | Dil Fac |
|---|---|---|---|---|---|---|---|---|---|
| Antimony | <0.0025 | | 0.0050 | 0.0025 | mg/L | | 01/23/26 16:37 | 01/28/26 04:50 | 1 |
| Arsenic | <0.0013 | | 0.0050 | 0.0013 | mg/L | | 01/23/26 16:37 | 01/28/26 04:50 | 1 |
| Barium | 0.00070 | J | 0.010 | 0.00041 | mg/L | | 01/23/26 16:37 | 01/28/26 04:50 | 1 |
| Beryllium | 0.0012 | | 0.0010 | 0.00015 | mg/L | | 01/23/26 16:37 | 01/28/26 04:50 | 1 |
| Cadmium | <0.00024 | | 0.00070 | 0.00024 | mg/L | | 01/23/26 16:37 | 01/28/26 04:50 | 1 |
| Chromium | <0.0037 | | 0.0050 | 0.0037 | mg/L | | 01/23/26 16:37 | 01/28/26 04:50 | 1 |
| Cobalt | <0.00041 | | 0.0050 | 0.00041 | mg/L | | 01/23/26 16:37 | 01/28/26 04:50 | 1 |
| Copper | <0.00064 | | 0.0020 | 0.00064 | mg/L | | 01/23/26 16:37 | 01/28/26 04:50 | 1 |
| Lead | <0.00086 | | 0.0010 | 0.00086 | mg/L | | 01/23/26 16:37 | 01/28/26 04:50 | 1 |
| Nickel | <0.00042 | | 0.0050 | 0.00042 | mg/L | | 01/23/26 16:37 | 01/28/26 04:50 | 1 |
| Selenium | <0.0023 | | 0.0050 | 0.0023 | mg/L | | 01/23/26 16:37 | 01/28/26 04:50 | 1 |
| Silver | <0.00017 | | 0.0010 | 0.00017 | mg/L | | 01/23/26 16:37 | 01/28/26 04:50 | 1 |
| Thallium | <0.00019 | | 0.0010 | 0.00019 | mg/L | | 01/23/26 16:37 | 01/28/26 04:50 | 1 |
| Vanadium | <0.0012 | | 0.0050 | 0.0012 | mg/L | | 01/23/26 16:37 | 01/28/26 04:50 | 1 |
| Zinc | 0.030 | | 0.010 | 0.0089 | mg/L | | 01/23/26 16:37 | 01/28/26 04:50 | 1 |

### Method: SW846 7470A - Mercury (CVAA)

| Analyte | Result | Qualifier | RL | MDL | Unit | D | Prepared | Analyzed | Dil Fac |
|---|---|---|---|---|---|---|---|---|---|
| Mercury | <0.00017 | | 0.00020 | 0.00017 | mg/L | | 02/03/26 08:55 | 02/03/26 15:00 | 1 |

### General Chemistry

| Analyte | Result | Qualifier | RL | MDL | Unit | D | Prepared | Analyzed | Dil Fac |
|---|---|---|---|---|---|---|---|---|---|
| Total Dissolved Solids (SM 2540C - 2015) | 91 | | 10 | 10 | mg/L | | | 01/28/26 16:45 | 1 |

# Client Sample Results

Client: Southern Company
Project/Site: Plant Wansley Landfill

Job ID: 705-55375-1

## Client Sample ID: WAN-LF-FD-05

**Lab Sample ID: 705-55666-13**
**Date Collected: 01/21/26 00:00**
**Matrix: Water**
**Date Received: 01/23/26 12:30**

### Method: EPA 300.0 - Anions, Ion Chromatography

| Analyte | Result | Qualifier | RL | MDL | Unit | D | Prepared | Analyzed | Dil Fac |
|---|---|---|---|---|---|---|---|---|---|
| Chloride | 2.0 | | 1.0 | 0.98 | mg/L | | | 01/24/26 02:56 | 1 |
| Fluoride | 0.16 | J | 0.20 | 0.081 | mg/L | | | 01/24/26 02:56 | 1 |
| Sulfate | 1.3 | | 1.0 | 0.77 | mg/L | | | 01/24/26 02:56 | 1 |

### Method: SW846 6010D - Metals (ICP)

| Analyte | Result | Qualifier | RL | MDL | Unit | D | Prepared | Analyzed | Dil Fac |
|---|---|---|---|---|---|---|---|---|---|
| Boron | <0.026 | | 0.080 | 0.026 | mg/L | | 01/27/26 16:42 | 01/28/26 12:50 | 1 |
| Calcium | 7.4 | | 0.10 | 0.038 | mg/L | | 01/27/26 16:42 | 01/28/26 12:50 | 1 |

### Method: SW846 6020B - Metals (ICP/MS) - Total Recoverable

| Analyte | Result | Qualifier | RL | MDL | Unit | D | Prepared | Analyzed | Dil Fac |
|---|---|---|---|---|---|---|---|---|---|
| Antimony | <0.0025 | | 0.0050 | 0.0025 | mg/L | | 01/23/26 16:37 | 01/28/26 04:52 | 1 |
| Arsenic | <0.0013 | | 0.0050 | 0.0013 | mg/L | | 01/23/26 16:37 | 01/28/26 04:52 | 1 |
| Barium | 0.12 | | 0.010 | 0.00041 | mg/L | | 01/23/26 16:37 | 01/28/26 04:52 | 1 |
| Beryllium | <0.00015 | | 0.0010 | 0.00015 | mg/L | | 01/23/26 16:37 | 01/28/26 04:52 | 1 |
| Cadmium | <0.00024 | | 0.00070 | 0.00024 | mg/L | | 01/23/26 16:37 | 01/28/26 04:52 | 1 |
| Chromium | <0.0037 | | 0.0050 | 0.0037 | mg/L | | 01/23/26 16:37 | 01/28/26 04:52 | 1 |
| Cobalt | 0.00060 | J | 0.0050 | 0.00041 | mg/L | | 01/23/26 16:37 | 01/28/26 04:52 | 1 |
| Copper | 0.00066 | J | 0.0020 | 0.00064 | mg/L | | 01/23/26 16:37 | 01/28/26 04:52 | 1 |
| Lead | <0.00086 | | 0.0010 | 0.00086 | mg/L | | 01/23/26 16:37 | 01/28/26 04:52 | 1 |
| Nickel | 0.0010 | J | 0.0050 | 0.00042 | mg/L | | 01/23/26 16:37 | 01/28/26 04:52 | 1 |
| Selenium | <0.0023 | | 0.0050 | 0.0023 | mg/L | | 01/23/26 16:37 | 01/28/26 04:52 | 1 |
| Silver | <0.00017 | | 0.0010 | 0.00017 | mg/L | | 01/23/26 16:37 | 01/28/26 04:52 | 1 |
| Thallium | <0.00019 | | 0.0010 | 0.00019 | mg/L | | 01/23/26 16:37 | 01/28/26 04:52 | 1 |
| Vanadium | 0.0012 | J | 0.0050 | 0.0012 | mg/L | | 01/23/26 16:37 | 01/28/26 04:52 | 1 |
| Zinc | 0.0095 | J | 0.010 | 0.0089 | mg/L | | 01/23/26 16:37 | 01/28/26 04:52 | 1 |

### Method: SW846 7470A - Mercury (CVAA)

| Analyte | Result | Qualifier | RL | MDL | Unit | D | Prepared | Analyzed | Dil Fac |
|---|---|---|---|---|---|---|---|---|---|
| Mercury | <0.00017 | | 0.00020 | 0.00017 | mg/L | | 02/03/26 08:55 | 02/03/26 15:10 | 1 |

### General Chemistry

| Analyte | Result | Qualifier | RL | MDL | Unit | D | Prepared | Analyzed | Dil Fac |
|---|---|---|---|---|---|---|---|---|---|
| Total Dissolved Solids (SM 2540C - 2015) | 52 | | 10 | 10 | mg/L | | | 01/28/26 16:45 | 1 |

## Client Sample ID: WAN-LF-FD-06

**Lab Sample ID: 705-55666-14**
**Date Collected: 01/21/26 00:00**
**Matrix: Water**
**Date Received: 01/23/26 12:30**

### Method: EPA 300.0 - Anions, Ion Chromatography

| Analyte | Result | Qualifier | RL | MDL | Unit | D | Prepared | Analyzed | Dil Fac |
|---|---|---|---|---|---|---|---|---|---|
| Chloride | 1.6 | | 1.0 | 0.98 | mg/L | | | 01/24/26 03:08 | 1 |
| Fluoride | 0.20 | | 0.20 | 0.081 | mg/L | | | 01/24/26 03:08 | 1 |
| Sulfate | 2.2 | | 1.0 | 0.77 | mg/L | | | 01/24/26 03:08 | 1 |

### Method: SW846 6010D - Metals (ICP)

| Analyte | Result | Qualifier | RL | MDL | Unit | D | Prepared | Analyzed | Dil Fac |
|---|---|---|---|---|---|---|---|---|---|
| Boron | <0.026 | | 0.080 | 0.026 | mg/L | | 01/27/26 16:42 | 01/28/26 12:53 | 1 |
| Calcium | 4.1 | | 0.10 | 0.038 | mg/L | | 01/27/26 16:42 | 01/28/26 12:53 | 1 |

# Client Sample Results

Client: Southern Company
Project/Site: Plant Wansley Landfill

Job ID: 705-55375-1

## Client Sample ID: WAN-LF-FD-06

**Lab Sample ID: 705-55666-14**

**Date Collected: 01/21/26 00:00**
**Date Received: 01/23/26 12:30**

**Matrix: Water**

### Method: SW846 6020B - Metals (ICP/MS) - Total Recoverable

| Analyte | Result | Qualifier | RL | MDL | Unit | D | Prepared | Analyzed | Dil Fac |
|---|---|---|---|---|---|---|---|---|---|
| Antimony | <0.0025 | | 0.0050 | 0.0025 | mg/L | | 01/23/26 16:37 | 01/28/26 04:55 | 1 |
| Arsenic | <0.0013 | | 0.0050 | 0.0013 | mg/L | | 01/23/26 16:37 | 01/28/26 04:55 | 1 |
| **Barium** | **0.0030** | **J** | 0.010 | 0.00041 | mg/L | | 01/23/26 16:37 | 01/28/26 04:55 | 1 |
| Beryllium | <0.00015 | | 0.0010 | 0.00015 | mg/L | | 01/23/26 16:37 | 01/28/26 04:55 | 1 |
| Cadmium | <0.00024 | | 0.00070 | 0.00024 | mg/L | | 01/23/26 16:37 | 01/28/26 04:55 | 1 |
| Chromium | <0.0037 | | 0.0050 | 0.0037 | mg/L | | 01/23/26 16:37 | 01/28/26 04:55 | 1 |
| Cobalt | <0.00041 | | 0.0050 | 0.00041 | mg/L | | 01/23/26 16:37 | 01/28/26 04:55 | 1 |
| Copper | <0.00064 | | 0.0020 | 0.00064 | mg/L | | 01/23/26 16:37 | 01/28/26 04:55 | 1 |
| Lead | <0.00086 | | 0.0010 | 0.00086 | mg/L | | 01/23/26 16:37 | 01/28/26 04:55 | 1 |
| Nickel | <0.00042 | | 0.0050 | 0.00042 | mg/L | | 01/23/26 16:37 | 01/28/26 04:55 | 1 |
| Selenium | <0.0023 | | 0.0050 | 0.0023 | mg/L | | 01/23/26 16:37 | 01/28/26 04:55 | 1 |
| Silver | <0.00017 | | 0.0010 | 0.00017 | mg/L | | 01/23/26 16:37 | 01/28/26 04:55 | 1 |
| Thallium | <0.00019 | | 0.0010 | 0.00019 | mg/L | | 01/23/26 16:37 | 01/28/26 04:55 | 1 |
| **Vanadium** | **0.0012** | **J** | 0.0050 | 0.0012 | mg/L | | 01/23/26 16:37 | 01/28/26 04:55 | 1 |
| Zinc | <0.0089 | | 0.010 | 0.0089 | mg/L | | 01/23/26 16:37 | 01/28/26 04:55 | 1 |

### Method: SW846 7470A - Mercury (CVAA)

| Analyte | Result | Qualifier | RL | MDL | Unit | D | Prepared | Analyzed | Dil Fac |
|---|---|---|---|---|---|---|---|---|---|
| Mercury | <0.00017 | | 0.00020 | 0.00017 | mg/L | | 02/03/26 08:55 | 02/03/26 15:13 | 1 |

### General Chemistry

| Analyte | Result | Qualifier | RL | MDL | Unit | D | Prepared | Analyzed | Dil Fac |
|---|---|---|---|---|---|---|---|---|---|
| **Total Dissolved Solids (SM 2540C - 2015)** | **59** | | 10 | 10 | mg/L | | | 01/28/26 16:45 | 1 |

## Client Sample ID: WAN-LF-FD-07

**Lab Sample ID: 705-55666-15**

**Date Collected: 01/21/26 00:00**
**Date Received: 01/23/26 12:30**

**Matrix: Water**

### Method: EPA 300.0 - Anions, Ion Chromatography

| Analyte | Result | Qualifier | RL | MDL | Unit | D | Prepared | Analyzed | Dil Fac |
|---|---|---|---|---|---|---|---|---|---|
| **Chloride** | **3.4** | | 1.0 | 0.98 | mg/L | | | 01/24/26 03:53 | 1 |
| **Fluoride** | **0.19** | **J** | 0.20 | 0.081 | mg/L | | | 01/24/26 03:53 | 1 |
| **Sulfate** | **2.1** | | 1.0 | 0.77 | mg/L | | | 01/24/26 03:53 | 1 |

### Method: SW846 6010D - Metals (ICP)

| Analyte | Result | Qualifier | RL | MDL | Unit | D | Prepared | Analyzed | Dil Fac |
|---|---|---|---|---|---|---|---|---|---|
| **Boron** | **0.035** | **J** | 0.080 | 0.026 | mg/L | | 01/28/26 11:20 | 01/29/26 20:36 | 1 |
| **Calcium** | **8.7** | | 0.10 | 0.038 | mg/L | | 01/28/26 11:20 | 01/29/26 20:36 | 1 |

### Method: SW846 6020B - Metals (ICP/MS) - Total Recoverable

| Analyte | Result | Qualifier | RL | MDL | Unit | D | Prepared | Analyzed | Dil Fac |
|---|---|---|---|---|---|---|---|---|---|
| Antimony | <0.0025 | | 0.0050 | 0.0025 | mg/L | | 01/23/26 16:37 | 01/28/26 04:58 | 1 |
| Arsenic | <0.0013 | | 0.0050 | 0.0013 | mg/L | | 01/23/26 16:37 | 01/28/26 04:58 | 1 |
| **Barium** | **0.0075** | **J** | 0.010 | 0.00041 | mg/L | | 01/23/26 16:37 | 01/28/26 04:58 | 1 |
| Beryllium | <0.00015 | | 0.0010 | 0.00015 | mg/L | | 01/23/26 16:37 | 01/28/26 04:58 | 1 |
| Cadmium | <0.00024 | | 0.00070 | 0.00024 | mg/L | | 01/23/26 16:37 | 01/28/26 04:58 | 1 |
| Chromium | <0.0037 | | 0.0050 | 0.0037 | mg/L | | 01/23/26 16:37 | 01/28/26 04:58 | 1 |
| Cobalt | <0.00041 | | 0.0050 | 0.00041 | mg/L | | 01/23/26 16:37 | 01/28/26 04:58 | 1 |
| Copper | <0.00064 | | 0.0020 | 0.00064 | mg/L | | 01/23/26 16:37 | 01/28/26 04:58 | 1 |
| Lead | <0.00086 | | 0.0010 | 0.00086 | mg/L | | 01/23/26 16:37 | 01/28/26 04:58 | 1 |

## Client Sample ID: WAN-LF-FD-07

**Lab Sample ID: 705-55666-15**

**Date Collected: 01/21/26 00:00**
**Matrix: Water**
**Date Received: 01/23/26 12:30**

### Method: SW846 6020B - Metals (ICP/MS) - Total Recoverable (Continued)

| Analyte | Result | Qualifier | RL | MDL | Unit | D | Prepared | Analyzed | Dil Fac |
|---|---|---|---|---|---|---|---|---|---|
| Nickel | <0.00042 | | 0.0050 | 0.00042 | mg/L | | 01/23/26 16:37 | 01/28/26 04:58 | 1 |
| Selenium | <0.0023 | | 0.0050 | 0.0023 | mg/L | | 01/23/26 16:37 | 01/28/26 04:58 | 1 |
| Silver | <0.00017 | | 0.0010 | 0.00017 | mg/L | | 01/23/26 16:37 | 01/28/26 04:58 | 1 |
| Thallium | <0.00019 | | 0.0010 | 0.00019 | mg/L | | 01/23/26 16:37 | 01/28/26 04:58 | 1 |
| **Vanadium** | **0.0015** | **J** | 0.0050 | 0.0012 | mg/L | | 01/23/26 16:37 | 01/28/26 04:58 | 1 |
| Zinc | <0.0089 | | 0.010 | 0.0089 | mg/L | | 01/23/26 16:37 | 01/28/26 04:58 | 1 |

### Method: SW846 7470A - Mercury (CVAA)

| Analyte | Result | Qualifier | RL | MDL | Unit | D | Prepared | Analyzed | Dil Fac |
|---|---|---|---|---|---|---|---|---|---|
| Mercury | <0.00017 | | 0.00020 | 0.00017 | mg/L | | 02/03/26 08:55 | 02/03/26 15:17 | 1 |

### General Chemistry

| Analyte | Result | Qualifier | RL | MDL | Unit | D | Prepared | Analyzed | Dil Fac |
|---|---|---|---|---|---|---|---|---|---|
| **Total Dissolved Solids (SM 2540C - 2015)** | **77** | | 10 | 10 | mg/L | | | 01/28/26 16:45 | 1 |

## Client Sample ID: WAN-LF-FB-11

**Lab Sample ID: 705-55666-16**

**Date Collected: 01/21/26 12:10**
**Matrix: Water**
**Date Received: 01/23/26 12:30**

### Method: EPA 300.0 - Anions, Ion Chromatography

| Analyte | Result | Qualifier | RL | MDL | Unit | D | Prepared | Analyzed | Dil Fac |
|---|---|---|---|---|---|---|---|---|---|
| Chloride | <0.98 | | 1.0 | 0.98 | mg/L | | | 01/24/26 04:05 | 1 |
| **Fluoride** | **0.20** | | 0.20 | 0.081 | mg/L | | | 01/24/26 04:05 | 1 |
| **Sulfate** | **0.80** | **J** | 1.0 | 0.77 | mg/L | | | 01/24/26 04:05 | 1 |

### Method: SW846 6010D - Metals (ICP)

| Analyte | Result | Qualifier | RL | MDL | Unit | D | Prepared | Analyzed | Dil Fac |
|---|---|---|---|---|---|---|---|---|---|
| Boron | <0.026 | | 0.080 | 0.026 | mg/L | | 01/28/26 11:20 | 01/29/26 20:45 | 1 |
| Calcium | <0.038 | | 0.10 | 0.038 | mg/L | | 01/28/26 11:20 | 01/29/26 20:45 | 1 |

### Method: SW846 6020B - Metals (ICP/MS) - Total Recoverable

| Analyte | Result | Qualifier | RL | MDL | Unit | D | Prepared | Analyzed | Dil Fac |
|---|---|---|---|---|---|---|---|---|---|
| Antimony | <0.0025 | | 0.0050 | 0.0025 | mg/L | | 01/23/26 16:37 | 01/28/26 05:01 | 1 |
| Arsenic | <0.0013 | | 0.0050 | 0.0013 | mg/L | | 01/23/26 16:37 | 01/28/26 05:01 | 1 |
| Barium | <0.00041 | | 0.010 | 0.00041 | mg/L | | 01/23/26 16:37 | 01/28/26 05:01 | 1 |
| Beryllium | <0.00015 | | 0.0010 | 0.00015 | mg/L | | 01/23/26 16:37 | 01/28/26 05:01 | 1 |
| Cadmium | <0.00024 | | 0.00070 | 0.00024 | mg/L | | 01/23/26 16:37 | 01/28/26 05:01 | 1 |
| Chromium | <0.0037 | | 0.0050 | 0.0037 | mg/L | | 01/23/26 16:37 | 01/28/26 05:01 | 1 |
| Cobalt | <0.00041 | | 0.0050 | 0.00041 | mg/L | | 01/23/26 16:37 | 01/28/26 05:01 | 1 |
| Copper | <0.00064 | | 0.0020 | 0.00064 | mg/L | | 01/23/26 16:37 | 01/28/26 05:01 | 1 |
| Lead | <0.00086 | | 0.0010 | 0.00086 | mg/L | | 01/23/26 16:37 | 01/28/26 05:01 | 1 |
| Nickel | <0.00042 | | 0.0050 | 0.00042 | mg/L | | 01/23/26 16:37 | 01/28/26 05:01 | 1 |
| Selenium | <0.0023 | | 0.0050 | 0.0023 | mg/L | | 01/23/26 16:37 | 01/28/26 05:01 | 1 |
| Silver | <0.00017 | | 0.0010 | 0.00017 | mg/L | | 01/23/26 16:37 | 01/28/26 05:01 | 1 |
| Thallium | <0.00019 | | 0.0010 | 0.00019 | mg/L | | 01/23/26 16:37 | 01/28/26 05:01 | 1 |
| Vanadium | <0.0012 | | 0.0050 | 0.0012 | mg/L | | 01/23/26 16:37 | 01/28/26 05:01 | 1 |
| Zinc | <0.0089 | | 0.010 | 0.0089 | mg/L | | 01/23/26 16:37 | 01/28/26 05:01 | 1 |

# Client Sample Results

Client: Southern Company
Project/Site: Plant Wansley Landfill

Job ID: 705-55375-1

## Client Sample ID: WAN-LF-FB-11

**Lab Sample ID: 705-55666-16**
**Date Collected: 01/21/26 12:10**
**Matrix: Water**
**Date Received: 01/23/26 12:30**

### Method: SW846 7470A - Mercury (CVAA)

| Analyte | Result | Qualifier | RL | MDL | Unit | D | Prepared | Analyzed | Dil Fac |
|---|---|---|---|---|---|---|---|---|---|
| Mercury | <0.00017 | | 0.00020 | 0.00017 | mg/L | | 02/10/26 14:34 | 02/10/26 19:10 | 1 |

### General Chemistry

| Analyte | Result | Qualifier | RL | MDL | Unit | D | Prepared | Analyzed | Dil Fac |
|---|---|---|---|---|---|---|---|---|---|
| Total Dissolved Solids (SM 2540C - 2015) | <10 | | 10 | 10 | mg/L | | | 01/28/26 16:45 | 1 |

## Client Sample ID: WAN-LF-FB-12

**Lab Sample ID: 705-55666-17**
**Date Collected: 01/21/26 14:55**
**Matrix: Water**
**Date Received: 01/23/26 12:30**

### Method: EPA 300.0 - Anions, Ion Chromatography

| Analyte | Result | Qualifier | RL | MDL | Unit | D | Prepared | Analyzed | Dil Fac |
|---|---|---|---|---|---|---|---|---|---|
| Chloride | <0.98 | | 1.0 | 0.98 | mg/L | | | 01/24/26 04:16 | 1 |
| **Fluoride** | **0.097** | **J** | 0.20 | 0.081 | mg/L | | | 01/24/26 04:16 | 1 |
| Sulfate | <0.77 | | 1.0 | 0.77 | mg/L | | | 01/24/26 04:16 | 1 |

### Method: SW846 6010D - Metals (ICP)

| Analyte | Result | Qualifier | RL | MDL | Unit | D | Prepared | Analyzed | Dil Fac |
|---|---|---|---|---|---|---|---|---|---|
| Boron | <0.026 | | 0.080 | 0.026 | mg/L | | 01/28/26 11:20 | 01/29/26 20:48 | 1 |
| Calcium | <0.038 | | 0.10 | 0.038 | mg/L | | 01/28/26 11:20 | 01/29/26 20:48 | 1 |

### Method: SW846 6020B - Metals (ICP/MS) - Total Recoverable

| Analyte | Result | Qualifier | RL | MDL | Unit | D | Prepared | Analyzed | Dil Fac |
|---|---|---|---|---|---|---|---|---|---|
| Antimony | <0.0025 | | 0.0050 | 0.0025 | mg/L | | 01/23/26 16:37 | 01/28/26 05:03 | 1 |
| Arsenic | <0.0013 | | 0.0050 | 0.0013 | mg/L | | 01/23/26 16:37 | 01/28/26 05:03 | 1 |
| Barium | <0.00041 | | 0.010 | 0.00041 | mg/L | | 01/23/26 16:37 | 01/28/26 05:03 | 1 |
| Beryllium | <0.00015 | | 0.0010 | 0.00015 | mg/L | | 01/23/26 16:37 | 01/28/26 05:03 | 1 |
| Cadmium | <0.00024 | | 0.00070 | 0.00024 | mg/L | | 01/23/26 16:37 | 01/28/26 05:03 | 1 |
| Chromium | <0.0037 | | 0.0050 | 0.0037 | mg/L | | 01/23/26 16:37 | 01/28/26 05:03 | 1 |
| Cobalt | <0.00041 | | 0.0050 | 0.00041 | mg/L | | 01/23/26 16:37 | 01/28/26 05:03 | 1 |
| Copper | <0.00064 | | 0.0020 | 0.00064 | mg/L | | 01/23/26 16:37 | 01/28/26 05:03 | 1 |
| Lead | <0.00086 | | 0.0010 | 0.00086 | mg/L | | 01/23/26 16:37 | 01/28/26 05:03 | 1 |
| Nickel | <0.00042 | | 0.0050 | 0.00042 | mg/L | | 01/23/26 16:37 | 01/28/26 05:03 | 1 |
| Selenium | <0.0023 | | 0.0050 | 0.0023 | mg/L | | 01/23/26 16:37 | 01/28/26 05:03 | 1 |
| Silver | <0.00017 | | 0.0010 | 0.00017 | mg/L | | 01/23/26 16:37 | 01/28/26 05:03 | 1 |
| Thallium | <0.00019 | | 0.0010 | 0.00019 | mg/L | | 01/23/26 16:37 | 01/28/26 05:03 | 1 |
| Vanadium | <0.0012 | | 0.0050 | 0.0012 | mg/L | | 01/23/26 16:37 | 01/28/26 05:03 | 1 |
| Zinc | <0.0089 | | 0.010 | 0.0089 | mg/L | | 01/23/26 16:37 | 01/28/26 05:03 | 1 |

### Method: SW846 7470A - Mercury (CVAA)

| Analyte | Result | Qualifier | RL | MDL | Unit | D | Prepared | Analyzed | Dil Fac |
|---|---|---|---|---|---|---|---|---|---|
| Mercury | <0.00017 | | 0.00020 | 0.00017 | mg/L | | 02/03/26 08:55 | 02/03/26 15:25 | 1 |

### General Chemistry

| Analyte | Result | Qualifier | RL | MDL | Unit | D | Prepared | Analyzed | Dil Fac |
|---|---|---|---|---|---|---|---|---|---|
| Total Dissolved Solids (SM 2540C - 2015) | <10 | | 10 | 10 | mg/L | | | 01/28/26 16:45 | 1 |

# Client Sample Results

Client: Southern Company
Project/Site: Plant Wansley Landfill

Job ID: 705-55375-1

## Client Sample ID: WAN-GWC-7

**Lab Sample ID: 705-55740-1**
**Date Collected: 01/22/26 13:00**
**Matrix: Water**
**Date Received: 01/23/26 09:47**

### Method: EPA 300.0 - Anions, Ion Chromatography

| Analyte | Result | Qualifier | RL | MDL | Unit | D | Prepared | Analyzed | Dil Fac |
|---|---|---|---|---|---|---|---|---|---|
| **Chloride** | **16** | | 1.0 | 0.98 | mg/L | | | 01/24/26 05:36 | 1 |
| **Fluoride** | **0.28** | | 0.20 | 0.081 | mg/L | | | 01/24/26 05:36 | 1 |
| **Sulfate** | **36** | | 1.0 | 0.77 | mg/L | | | 01/24/26 05:36 | 1 |

### Method: SW846 6010D - Metals (ICP)

| Analyte | Result | Qualifier | RL | MDL | Unit | D | Prepared | Analyzed | Dil Fac |
|---|---|---|---|---|---|---|---|---|---|
| Boron | <0.026 | | 0.080 | 0.026 | mg/L | | 01/26/26 15:35 | 01/28/26 19:22 | 1 |
| **Calcium** | **39** | | 0.10 | 0.038 | mg/L | | 01/26/26 15:35 | 01/28/26 19:22 | 1 |

### Method: SW846 6020B - Metals (ICP/MS) - Total Recoverable

| Analyte | Result | Qualifier | RL | MDL | Unit | D | Prepared | Analyzed | Dil Fac |
|---|---|---|---|---|---|---|---|---|---|
| Antimony | <0.0025 | | 0.0050 | 0.0025 | mg/L | | 01/26/26 11:54 | 01/28/26 02:10 | 1 |
| Arsenic | <0.0013 | | 0.0050 | 0.0013 | mg/L | | 01/26/26 11:54 | 01/28/26 02:10 | 1 |
| **Barium** | **0.056** | | 0.010 | 0.00041 | mg/L | | 01/26/26 11:54 | 01/28/26 02:10 | 1 |
| Beryllium | <0.00015 | | 0.0010 | 0.00015 | mg/L | | 01/26/26 11:54 | 01/28/26 02:10 | 1 |
| Cadmium | <0.00024 | | 0.00070 | 0.00024 | mg/L | | 01/26/26 11:54 | 01/28/26 02:10 | 1 |
| Chromium | <0.0037 | | 0.0050 | 0.0037 | mg/L | | 01/26/26 11:54 | 01/28/26 02:10 | 1 |
| **Cobalt** | **0.00067** | **J** | 0.0050 | 0.00041 | mg/L | | 01/26/26 11:54 | 01/28/26 02:10 | 1 |
| Copper | <0.00064 | | 0.0020 | 0.00064 | mg/L | | 01/26/26 11:54 | 01/28/26 02:10 | 1 |
| Lead | <0.00086 | | 0.0010 | 0.00086 | mg/L | | 01/26/26 11:54 | 01/28/26 02:10 | 1 |
| **Nickel** | **0.0079** | | 0.0050 | 0.00042 | mg/L | | 01/26/26 11:54 | 01/28/26 02:10 | 1 |
| Selenium | <0.0023 | | 0.0050 | 0.0023 | mg/L | | 01/26/26 11:54 | 01/28/26 02:10 | 1 |
| Silver | <0.00017 | | 0.0010 | 0.00017 | mg/L | | 01/26/26 11:54 | 01/28/26 02:10 | 1 |
| Thallium | <0.00019 | | 0.0010 | 0.00019 | mg/L | | 01/26/26 11:54 | 01/28/26 02:10 | 1 |
| **Vanadium** | **0.0041** | **J** | 0.0050 | 0.0012 | mg/L | | 01/26/26 11:54 | 01/28/26 02:10 | 1 |
| Zinc | <0.0089 | | 0.010 | 0.0089 | mg/L | | 01/26/26 11:54 | 01/28/26 02:10 | 1 |

### Method: SW846 7470A - Mercury (CVAA)

| Analyte | Result | Qualifier | RL | MDL | Unit | D | Prepared | Analyzed | Dil Fac |
|---|---|---|---|---|---|---|---|---|---|
| Mercury | <0.00017 | | 0.00020 | 0.00017 | mg/L | | 02/03/26 08:47 | 02/03/26 14:00 | 1 |

### General Chemistry

| Analyte | Result | Qualifier | RL | MDL | Unit | D | Prepared | Analyzed | Dil Fac |
|---|---|---|---|---|---|---|---|---|---|
| **Total Dissolved Solids (SM 2540C - 2015)** | **350** | | 10 | 10 | mg/L | | | 01/29/26 12:42 | 1 |

## Client Sample ID: WAN-GWC-8

**Lab Sample ID: 705-55740-2**
**Date Collected: 01/22/26 11:28**
**Matrix: Water**
**Date Received: 01/23/26 09:47**

### Method: EPA 300.0 - Anions, Ion Chromatography

| Analyte | Result | Qualifier | RL | MDL | Unit | D | Prepared | Analyzed | Dil Fac |
|---|---|---|---|---|---|---|---|---|---|
| **Chloride** | **4.9** | | 1.0 | 0.98 | mg/L | | | 01/24/26 06:33 | 1 |
| **Fluoride** | **0.13** | **J** | 0.20 | 0.081 | mg/L | | | 01/24/26 06:33 | 1 |
| **Sulfate** | **68** | | 10 | 7.7 | mg/L | | | 01/24/26 14:16 | 10 |

### Method: SW846 6010D - Metals (ICP)

| Analyte | Result | Qualifier | RL | MDL | Unit | D | Prepared | Analyzed | Dil Fac |
|---|---|---|---|---|---|---|---|---|---|
| Boron | <0.026 | | 0.080 | 0.026 | mg/L | | 01/26/26 15:35 | 01/28/26 19:25 | 1 |
| **Calcium** | **25** | | 0.10 | 0.038 | mg/L | | 01/26/26 15:35 | 01/28/26 19:25 | 1 |

# Client Sample Results

Client: Southern Company
Project/Site: Plant Wansley Landfill

Job ID: 705-55375-1

## Client Sample ID: WAN-GWC-8

**Lab Sample ID: 705-55740-2**
**Date Collected: 01/22/26 11:28**
**Matrix: Water**
**Date Received: 01/23/26 09:47**

### Method: SW846 6020B - Metals (ICP/MS) - Total Recoverable

| Analyte | Result | Qualifier | RL | MDL | Unit | D | Prepared | Analyzed | Dil Fac |
|---|---|---|---|---|---|---|---|---|---|
| Antimony | <0.0025 | | 0.0050 | 0.0025 | mg/L | | 01/26/26 11:54 | 01/28/26 02:13 | 1 |
| Arsenic | <0.0013 | | 0.0050 | 0.0013 | mg/L | | 01/26/26 11:54 | 01/28/26 02:13 | 1 |
| **Barium** | **0.032** | | 0.010 | 0.00041 | mg/L | | 01/26/26 11:54 | 01/28/26 02:13 | 1 |
| Beryllium | <0.00015 | | 0.0010 | 0.00015 | mg/L | | 01/26/26 11:54 | 01/28/26 02:13 | 1 |
| Cadmium | <0.00024 | | 0.00070 | 0.00024 | mg/L | | 01/26/26 11:54 | 01/28/26 02:13 | 1 |
| Chromium | <0.0037 | | 0.0050 | 0.0037 | mg/L | | 01/26/26 11:54 | 01/28/26 02:13 | 1 |
| **Cobalt** | **0.00069** | **J** | 0.0050 | 0.00041 | mg/L | | 01/26/26 11:54 | 01/28/26 02:13 | 1 |
| **Copper** | **0.0025** | | 0.0020 | 0.00064 | mg/L | | 01/26/26 11:54 | 01/28/26 02:13 | 1 |
| Lead | <0.00086 | | 0.0010 | 0.00086 | mg/L | | 01/26/26 11:54 | 01/28/26 02:13 | 1 |
| **Nickel** | **0.0014** | **J** | 0.0050 | 0.00042 | mg/L | | 01/26/26 11:54 | 01/28/26 02:13 | 1 |
| Selenium | <0.0023 | | 0.0050 | 0.0023 | mg/L | | 01/26/26 11:54 | 01/28/26 02:13 | 1 |
| Silver | <0.00017 | | 0.0010 | 0.00017 | mg/L | | 01/26/26 11:54 | 01/28/26 02:13 | 1 |
| Thallium | <0.00019 | | 0.0010 | 0.00019 | mg/L | | 01/26/26 11:54 | 01/28/26 02:13 | 1 |
| **Vanadium** | **0.0017** | **J** | 0.0050 | 0.0012 | mg/L | | 01/26/26 11:54 | 01/28/26 02:13 | 1 |
| Zinc | <0.0089 | | 0.010 | 0.0089 | mg/L | | 01/26/26 11:54 | 01/28/26 02:13 | 1 |

### Method: SW846 7470A - Mercury (CVAA)

| Analyte | Result | Qualifier | RL | MDL | Unit | D | Prepared | Analyzed | Dil Fac |
|---|---|---|---|---|---|---|---|---|---|
| Mercury | <0.00017 | | 0.00020 | 0.00017 | mg/L | | 02/03/26 08:47 | 02/03/26 14:03 | 1 |

### General Chemistry

| Analyte | Result | Qualifier | RL | MDL | Unit | D | Prepared | Analyzed | Dil Fac |
|---|---|---|---|---|---|---|---|---|---|
| **Total Dissolved Solids (SM 2540C - 2015)** | **160** | | 10 | 10 | mg/L | | | 01/29/26 12:42 | 1 |

## Client Sample ID: WAN-GWC-9

**Lab Sample ID: 705-55740-3**
**Date Collected: 01/22/26 10:05**
**Matrix: Water**
**Date Received: 01/23/26 09:47**

### Method: EPA 300.0 - Anions, Ion Chromatography

| Analyte | Result | Qualifier | RL | MDL | Unit | D | Prepared | Analyzed | Dil Fac |
|---|---|---|---|---|---|---|---|---|---|
| **Chloride** | **9.0** | | 1.0 | 0.98 | mg/L | | | 01/28/26 12:19 | 1 |
| **Fluoride** | **0.14** | **J** | 0.20 | 0.081 | mg/L | | | 01/28/26 12:19 | 1 |
| **Sulfate** | **12** | | 1.0 | 0.77 | mg/L | | | 01/28/26 12:19 | 1 |

### Method: SW846 6010D - Metals (ICP)

| Analyte | Result | Qualifier | RL | MDL | Unit | D | Prepared | Analyzed | Dil Fac |
|---|---|---|---|---|---|---|---|---|---|
| **Boron** | **0.061** | **J** | 0.080 | 0.026 | mg/L | | 01/26/26 15:35 | 01/28/26 19:28 | 1 |
| **Calcium** | **9.9** | | 0.10 | 0.038 | mg/L | | 01/26/26 15:35 | 01/28/26 19:28 | 1 |

### Method: SW846 6020B - Metals (ICP/MS) - Total Recoverable

| Analyte | Result | Qualifier | RL | MDL | Unit | D | Prepared | Analyzed | Dil Fac |
|---|---|---|---|---|---|---|---|---|---|
| Antimony | <0.0025 | | 0.0050 | 0.0025 | mg/L | | 01/26/26 11:54 | 01/28/26 02:37 | 1 |
| Arsenic | <0.0013 | | 0.0050 | 0.0013 | mg/L | | 01/26/26 11:54 | 01/28/26 02:37 | 1 |
| **Barium** | **0.070** | | 0.010 | 0.00041 | mg/L | | 01/26/26 11:54 | 01/28/26 02:37 | 1 |
| Beryllium | <0.00015 | | 0.0010 | 0.00015 | mg/L | | 01/26/26 11:54 | 01/28/26 02:37 | 1 |
| Cadmium | <0.00024 | | 0.00070 | 0.00024 | mg/L | | 01/26/26 11:54 | 01/28/26 02:37 | 1 |
| Chromium | <0.0037 | | 0.0050 | 0.0037 | mg/L | | 01/26/26 11:54 | 01/28/26 02:37 | 1 |
| **Cobalt** | **0.014** | | 0.0050 | 0.00041 | mg/L | | 01/26/26 11:54 | 01/28/26 02:37 | 1 |
| **Copper** | **0.0010** | **J** | 0.0020 | 0.00064 | mg/L | | 01/26/26 11:54 | 01/28/26 02:37 | 1 |
| Lead | <0.00086 | | 0.0010 | 0.00086 | mg/L | | 01/26/26 11:54 | 01/28/26 02:37 | 1 |

# Client Sample Results

Client: Southern Company
Project/Site: Plant Wansley Landfill

Job ID: 705-55375-1

## Client Sample ID: WAN-GWC-9

**Lab Sample ID: 705-55740-3**
**Matrix: Water**

**Date Collected: 01/22/26 10:05**
**Date Received: 01/23/26 09:47**

### Method: SW846 6020B - Metals (ICP/MS) - Total Recoverable (Continued)

| Analyte | Result | Qualifier | RL | MDL | Unit | D | Prepared | Analyzed | Dil Fac |
|---|---|---|---|---|---|---|---|---|---|
| **Nickel** | **0.0099** | | 0.0050 | 0.00042 | mg/L | | 01/26/26 11:54 | 01/28/26 02:37 | 1 |
| Selenium | <0.0023 | | 0.0050 | 0.0023 | mg/L | | 01/26/26 11:54 | 01/28/26 02:37 | 1 |
| Silver | <0.00017 | | 0.0010 | 0.00017 | mg/L | | 01/26/26 11:54 | 01/28/26 02:37 | 1 |
| Thallium | <0.00019 | | 0.0010 | 0.00019 | mg/L | | 01/26/26 11:54 | 01/28/26 02:37 | 1 |
| Vanadium | <0.0012 | | 0.0050 | 0.0012 | mg/L | | 01/26/26 11:54 | 01/28/26 02:37 | 1 |
| **Zinc** | **0.010** | | 0.010 | 0.0089 | mg/L | | 01/26/26 11:54 | 01/28/26 02:37 | 1 |

### Method: SW846 7470A - Mercury (CVAA)

| Analyte | Result | Qualifier | RL | MDL | Unit | D | Prepared | Analyzed | Dil Fac |
|---|---|---|---|---|---|---|---|---|---|
| Mercury | <0.00017 | | 0.00020 | 0.00017 | mg/L | | 02/19/26 09:12 | 02/19/26 15:56 | 1 |

### General Chemistry

| Analyte | Result | Qualifier | RL | MDL | Unit | D | Prepared | Analyzed | Dil Fac |
|---|---|---|---|---|---|---|---|---|---|
| **Total Dissolved Solids (SM 2540C - 2015)** | **90** | | 10 | 10 | mg/L | | | 01/29/26 12:42 | 1 |

## Client Sample ID: WAN-GWC-23

**Lab Sample ID: 705-55740-4**
**Matrix: Water**

**Date Collected: 01/22/26 12:05**
**Date Received: 01/23/26 09:47**

### Method: EPA 300.0 - Anions, Ion Chromatography

| Analyte | Result | Qualifier | RL | MDL | Unit | D | Prepared | Analyzed | Dil Fac |
|---|---|---|---|---|---|---|---|---|---|
| **Chloride** | **2.0** | | 1.0 | 0.98 | mg/L | | | 01/28/26 12:31 | 1 |
| **Fluoride** | **0.12** | **J** | 0.20 | 0.081 | mg/L | | | 01/28/26 12:31 | 1 |
| **Sulfate** | **1.2** | | 1.0 | 0.77 | mg/L | | | 01/28/26 12:31 | 1 |

### Method: SW846 6010D - Metals (ICP)

| Analyte | Result | Qualifier | RL | MDL | Unit | D | Prepared | Analyzed | Dil Fac |
|---|---|---|---|---|---|---|---|---|---|
| Boron | <0.026 | | 0.080 | 0.026 | mg/L | | 01/26/26 15:35 | 01/28/26 19:31 | 1 |
| **Calcium** | **3.9** | | 0.10 | 0.038 | mg/L | | 01/26/26 15:35 | 01/28/26 19:31 | 1 |

### Method: SW846 6020B - Metals (ICP/MS) - Total Recoverable

| Analyte | Result | Qualifier | RL | MDL | Unit | D | Prepared | Analyzed | Dil Fac |
|---|---|---|---|---|---|---|---|---|---|
| Antimony | <0.0025 | | 0.0050 | 0.0025 | mg/L | | 01/26/26 11:54 | 01/28/26 02:40 | 1 |
| Arsenic | <0.0013 | | 0.0050 | 0.0013 | mg/L | | 01/26/26 11:54 | 01/28/26 02:40 | 1 |
| **Barium** | **0.0051** | **J** | 0.010 | 0.00041 | mg/L | | 01/26/26 11:54 | 01/28/26 02:40 | 1 |
| Beryllium | <0.00015 | | 0.0010 | 0.00015 | mg/L | | 01/26/26 11:54 | 01/28/26 02:40 | 1 |
| Cadmium | <0.00024 | | 0.00070 | 0.00024 | mg/L | | 01/26/26 11:54 | 01/28/26 02:40 | 1 |
| Chromium | <0.0037 | | 0.0050 | 0.0037 | mg/L | | 01/26/26 11:54 | 01/28/26 02:40 | 1 |
| Cobalt | <0.00041 | | 0.0050 | 0.00041 | mg/L | | 01/26/26 11:54 | 01/28/26 02:40 | 1 |
| Copper | <0.00064 | | 0.0020 | 0.00064 | mg/L | | 01/26/26 11:54 | 01/28/26 02:40 | 1 |
| Lead | <0.00086 | | 0.0010 | 0.00086 | mg/L | | 01/26/26 11:54 | 01/28/26 02:40 | 1 |
| Nickel | <0.00042 | | 0.0050 | 0.00042 | mg/L | | 01/26/26 11:54 | 01/28/26 02:40 | 1 |
| Selenium | <0.0023 | | 0.0050 | 0.0023 | mg/L | | 01/26/26 11:54 | 01/28/26 02:40 | 1 |
| Silver | <0.00017 | | 0.0010 | 0.00017 | mg/L | | 01/26/26 11:54 | 01/28/26 02:40 | 1 |
| Thallium | <0.00019 | | 0.0010 | 0.00019 | mg/L | | 01/26/26 11:54 | 01/28/26 02:40 | 1 |
| Vanadium | <0.0012 | | 0.0050 | 0.0012 | mg/L | | 01/26/26 11:54 | 01/28/26 02:40 | 1 |
| Zinc | <0.0089 | | 0.010 | 0.0089 | mg/L | | 01/26/26 11:54 | 01/28/26 02:40 | 1 |

# Client Sample Results

Client: Southern Company
Project/Site: Plant Wansley Landfill

Job ID: 705-55375-1

## Client Sample ID: WAN-GWC-23

**Lab Sample ID: 705-55740-4**
**Date Collected: 01/22/26 12:05**
**Matrix: Water**
**Date Received: 01/23/26 09:47**

### Method: SW846 7470A - Mercury (CVAA)

| Analyte | Result | Qualifier | RL | MDL | Unit | D | Prepared | Analyzed | Dil Fac |
|---|---|---|---|---|---|---|---|---|---|
| Mercury | <0.00017 | | 0.00020 | 0.00017 | mg/L | | 02/03/26 08:47 | 02/03/26 14:11 | 1 |

### General Chemistry

| Analyte | Result | Qualifier | RL | MDL | Unit | D | Prepared | Analyzed | Dil Fac |
|---|---|---|---|---|---|---|---|---|---|
| Total Dissolved Solids (SM 2540C - 2015) | 49 | | 10 | 10 | mg/L | | | 01/29/26 12:42 | 1 |

## Client Sample ID: WAN-GWC-26

**Lab Sample ID: 705-55740-5**
**Date Collected: 01/22/26 10:15**
**Matrix: Water**
**Date Received: 01/23/26 09:47**

### Method: EPA 300.0 - Anions, Ion Chromatography

| Analyte | Result | Qualifier | RL | MDL | Unit | D | Prepared | Analyzed | Dil Fac |
|---|---|---|---|---|---|---|---|---|---|
| Chloride | 3.2 | | 1.0 | 0.98 | mg/L | | | 01/28/26 12:42 | 1 |
| Fluoride | 0.15 | J | 0.20 | 0.081 | mg/L | | | 01/28/26 12:42 | 1 |
| Sulfate | <0.77 | | 1.0 | 0.77 | mg/L | | | 01/28/26 12:42 | 1 |

### Method: SW846 6010D - Metals (ICP)

| Analyte | Result | Qualifier | RL | MDL | Unit | D | Prepared | Analyzed | Dil Fac |
|---|---|---|---|---|---|---|---|---|---|
| Boron | <0.026 | | 0.080 | 0.026 | mg/L | | 01/26/26 15:35 | 01/28/26 19:34 | 1 |
| Calcium | 1.6 | | 0.10 | 0.038 | mg/L | | 01/26/26 15:35 | 01/28/26 19:34 | 1 |

### Method: SW846 6020B - Metals (ICP/MS) - Total Recoverable

| Analyte | Result | Qualifier | RL | MDL | Unit | D | Prepared | Analyzed | Dil Fac |
|---|---|---|---|---|---|---|---|---|---|
| Antimony | <0.0025 | | 0.0050 | 0.0025 | mg/L | | 01/26/26 11:54 | 01/28/26 02:43 | 1 |
| Arsenic | <0.0013 | | 0.0050 | 0.0013 | mg/L | | 01/26/26 11:54 | 01/28/26 02:43 | 1 |
| Barium | 0.039 | | 0.010 | 0.00041 | mg/L | | 01/26/26 11:54 | 01/28/26 02:43 | 1 |
| Beryllium | <0.00015 | | 0.0010 | 0.00015 | mg/L | | 01/26/26 11:54 | 01/28/26 02:43 | 1 |
| Cadmium | <0.00024 | | 0.00070 | 0.00024 | mg/L | | 01/26/26 11:54 | 01/28/26 02:43 | 1 |
| Chromium | <0.0037 | | 0.0050 | 0.0037 | mg/L | | 01/26/26 11:54 | 01/28/26 02:43 | 1 |
| Cobalt | <0.00041 | | 0.0050 | 0.00041 | mg/L | | 01/26/26 11:54 | 01/28/26 02:43 | 1 |
| Copper | <0.00064 | | 0.0020 | 0.00064 | mg/L | | 01/26/26 11:54 | 01/28/26 02:43 | 1 |
| Lead | <0.00086 | | 0.0010 | 0.00086 | mg/L | | 01/26/26 11:54 | 01/28/26 02:43 | 1 |
| Nickel | 0.00045 | J | 0.0050 | 0.00042 | mg/L | | 01/26/26 11:54 | 01/28/26 02:43 | 1 |
| Selenium | <0.0023 | | 0.0050 | 0.0023 | mg/L | | 01/26/26 11:54 | 01/28/26 02:43 | 1 |
| Silver | <0.00017 | | 0.0010 | 0.00017 | mg/L | | 01/26/26 11:54 | 01/28/26 02:43 | 1 |
| Thallium | <0.00019 | | 0.0010 | 0.00019 | mg/L | | 01/26/26 11:54 | 01/28/26 02:43 | 1 |
| Vanadium | <0.0012 | | 0.0050 | 0.0012 | mg/L | | 01/26/26 11:54 | 01/28/26 02:43 | 1 |
| Zinc | <0.0089 | | 0.010 | 0.0089 | mg/L | | 01/26/26 11:54 | 01/28/26 02:43 | 1 |

### Method: SW846 7470A - Mercury (CVAA)

| Analyte | Result | Qualifier | RL | MDL | Unit | D | Prepared | Analyzed | Dil Fac |
|---|---|---|---|---|---|---|---|---|---|
| Mercury | <0.00017 | | 0.00020 | 0.00017 | mg/L | | 02/19/26 09:12 | 02/19/26 16:06 | 1 |

### General Chemistry

| Analyte | Result | Qualifier | RL | MDL | Unit | D | Prepared | Analyzed | Dil Fac |
|---|---|---|---|---|---|---|---|---|---|
| Total Dissolved Solids (SM 2540C - 2015) | 46 | | 10 | 10 | mg/L | | | 01/29/26 12:42 | 1 |

# Client Sample Results

Client: Southern Company
Project/Site: Plant Wansley Landfill

Job ID: 705-55375-1

## Client Sample ID: WAN-GWC-33

**Lab Sample ID: 705-55740-6**
**Date Collected: 01/22/26 10:04**
**Matrix: Water**
**Date Received: 01/23/26 09:47**

### Method: EPA 300.0 - Anions, Ion Chromatography

| Analyte | Result | Qualifier | RL | MDL | Unit | D | Prepared | Analyzed | Dil Fac |
|---|---|---|---|---|---|---|---|---|---|
| Chloride | 1.6 | | 1.0 | 0.98 | mg/L | | | 01/28/26 13:27 | 1 |
| Fluoride | 2.4 | | 0.20 | 0.081 | mg/L | | | 01/28/26 13:27 | 1 |
| Sulfate | 8.7 | | 1.0 | 0.77 | mg/L | | | 01/28/26 13:27 | 1 |

### Method: SW846 6010D - Metals (ICP)

| Analyte | Result | Qualifier | RL | MDL | Unit | D | Prepared | Analyzed | Dil Fac |
|---|---|---|---|---|---|---|---|---|---|
| Boron | <0.026 | | 0.080 | 0.026 | mg/L | | 01/26/26 15:35 | 01/28/26 19:37 | 1 |
| Calcium | 11 | | 0.10 | 0.038 | mg/L | | 01/26/26 15:35 | 01/28/26 19:37 | 1 |

### Method: SW846 6020B - Metals (ICP/MS) - Total Recoverable

| Analyte | Result | Qualifier | RL | MDL | Unit | D | Prepared | Analyzed | Dil Fac |
|---|---|---|---|---|---|---|---|---|---|
| Antimony | <0.0025 | | 0.0050 | 0.0025 | mg/L | | 01/26/26 11:54 | 01/28/26 02:45 | 1 |
| Arsenic | <0.0013 | | 0.0050 | 0.0013 | mg/L | | 01/26/26 11:54 | 01/28/26 02:45 | 1 |
| Barium | 0.0043 | J | 0.010 | 0.00041 | mg/L | | 01/26/26 11:54 | 01/28/26 02:45 | 1 |
| Beryllium | 0.00035 | J | 0.0010 | 0.00015 | mg/L | | 01/26/26 11:54 | 01/28/26 02:45 | 1 |
| Cadmium | <0.00024 | | 0.00070 | 0.00024 | mg/L | | 01/26/26 11:54 | 01/28/26 02:45 | 1 |
| Chromium | <0.0037 | | 0.0050 | 0.0037 | mg/L | | 01/26/26 11:54 | 01/28/26 02:45 | 1 |
| Cobalt | <0.00041 | | 0.0050 | 0.00041 | mg/L | | 01/26/26 11:54 | 01/28/26 02:45 | 1 |
| Copper | <0.00064 | | 0.0020 | 0.00064 | mg/L | | 01/26/26 11:54 | 01/28/26 02:45 | 1 |
| Lead | <0.00086 | | 0.0010 | 0.00086 | mg/L | | 01/26/26 11:54 | 01/28/26 02:45 | 1 |
| Nickel | <0.00042 | | 0.0050 | 0.00042 | mg/L | | 01/26/26 11:54 | 01/28/26 02:45 | 1 |
| Selenium | <0.0023 | | 0.0050 | 0.0023 | mg/L | | 01/26/26 11:54 | 01/28/26 02:45 | 1 |
| Silver | <0.00017 | | 0.0010 | 0.00017 | mg/L | | 01/26/26 11:54 | 01/28/26 02:45 | 1 |
| Thallium | <0.00019 | | 0.0010 | 0.00019 | mg/L | | 01/26/26 11:54 | 01/28/26 02:45 | 1 |
| Vanadium | <0.0012 | | 0.0050 | 0.0012 | mg/L | | 01/26/26 11:54 | 01/28/26 02:45 | 1 |
| Zinc | <0.0089 | | 0.010 | 0.0089 | mg/L | | 01/26/26 11:54 | 01/28/26 02:45 | 1 |

### Method: SW846 7470A - Mercury (CVAA)

| Analyte | Result | Qualifier | RL | MDL | Unit | D | Prepared | Analyzed | Dil Fac |
|---|---|---|---|---|---|---|---|---|---|
| Mercury | <0.00017 | | 0.00020 | 0.00017 | mg/L | | 02/19/26 09:12 | 02/19/26 16:10 | 1 |

### General Chemistry

| Analyte | Result | Qualifier | RL | MDL | Unit | D | Prepared | Analyzed | Dil Fac |
|---|---|---|---|---|---|---|---|---|---|
| Total Dissolved Solids (SM 2540C - 2015) | 79 | | 10 | 10 | mg/L | | | 01/29/26 12:42 | 1 |

## Client Sample ID: WAN-GWC-34

**Lab Sample ID: 705-55740-7**
**Date Collected: 01/22/26 10:58**
**Matrix: Water**
**Date Received: 01/23/26 09:47**

### Method: EPA 300.0 - Anions, Ion Chromatography

| Analyte | Result | Qualifier | RL | MDL | Unit | D | Prepared | Analyzed | Dil Fac |
|---|---|---|---|---|---|---|---|---|---|
| Chloride | 1.3 | | 1.0 | 0.98 | mg/L | | | 01/28/26 13:39 | 1 |
| Fluoride | 0.24 | | 0.20 | 0.081 | mg/L | | | 01/28/26 13:39 | 1 |
| Sulfate | 2.0 | | 1.0 | 0.77 | mg/L | | | 01/28/26 13:39 | 1 |

### Method: SW846 6010D - Metals (ICP)

| Analyte | Result | Qualifier | RL | MDL | Unit | D | Prepared | Analyzed | Dil Fac |
|---|---|---|---|---|---|---|---|---|---|
| Boron | <0.026 | | 0.080 | 0.026 | mg/L | | 01/26/26 15:35 | 01/28/26 19:40 | 1 |
| Calcium | 3.4 | | 0.10 | 0.038 | mg/L | | 01/26/26 15:35 | 01/28/26 19:40 | 1 |

# Client Sample Results

Client: Southern Company
Project/Site: Plant Wansley Landfill

Job ID: 705-55375-1

## Client Sample ID: WAN-GWC-34

**Lab Sample ID: 705-55740-7**
**Date Collected: 01/22/26 10:58**
**Matrix: Water**
**Date Received: 01/23/26 09:47**

### Method: SW846 6020B - Metals (ICP/MS) - Total Recoverable

| Analyte | Result | Qualifier | RL | MDL | Unit | D | Prepared | Analyzed | Dil Fac |
|---|---|---|---|---|---|---|---|---|---|
| Antimony | <0.0025 | | 0.0050 | 0.0025 | mg/L | | 01/26/26 11:54 | 01/28/26 02:48 | 1 |
| Arsenic | <0.0013 | | 0.0050 | 0.0013 | mg/L | | 01/26/26 11:54 | 01/28/26 02:48 | 1 |
| **Barium** | **0.013** | | 0.010 | 0.00041 | mg/L | | 01/26/26 11:54 | 01/28/26 02:48 | 1 |
| Beryllium | <0.00015 | | 0.0010 | 0.00015 | mg/L | | 01/26/26 11:54 | 01/28/26 02:48 | 1 |
| Cadmium | <0.00024 | | 0.00070 | 0.00024 | mg/L | | 01/26/26 11:54 | 01/28/26 02:48 | 1 |
| Chromium | <0.0037 | | 0.0050 | 0.0037 | mg/L | | 01/26/26 11:54 | 01/28/26 02:48 | 1 |
| Cobalt | <0.00041 | | 0.0050 | 0.00041 | mg/L | | 01/26/26 11:54 | 01/28/26 02:48 | 1 |
| Copper | <0.00064 | | 0.0020 | 0.00064 | mg/L | | 01/26/26 11:54 | 01/28/26 02:48 | 1 |
| Lead | <0.00086 | | 0.0010 | 0.00086 | mg/L | | 01/26/26 11:54 | 01/28/26 02:48 | 1 |
| **Nickel** | **0.00071** | **J** | 0.0050 | 0.00042 | mg/L | | 01/26/26 11:54 | 01/28/26 02:48 | 1 |
| Selenium | <0.0023 | | 0.0050 | 0.0023 | mg/L | | 01/26/26 11:54 | 01/28/26 02:48 | 1 |
| Silver | <0.00017 | | 0.0010 | 0.00017 | mg/L | | 01/26/26 11:54 | 01/28/26 02:48 | 1 |
| Thallium | <0.00019 | | 0.0010 | 0.00019 | mg/L | | 01/26/26 11:54 | 01/28/26 02:48 | 1 |
| Vanadium | <0.0012 | | 0.0050 | 0.0012 | mg/L | | 01/26/26 11:54 | 01/28/26 02:48 | 1 |
| Zinc | <0.0089 | | 0.010 | 0.0089 | mg/L | | 01/26/26 11:54 | 01/28/26 02:48 | 1 |

### Method: SW846 7470A - Mercury (CVAA)

| Analyte | Result | Qualifier | RL | MDL | Unit | D | Prepared | Analyzed | Dil Fac |
|---|---|---|---|---|---|---|---|---|---|
| Mercury | <0.00017 | | 0.00020 | 0.00017 | mg/L | | 02/03/26 08:47 | 02/03/26 14:23 | 1 |

### General Chemistry

| Analyte | Result | Qualifier | RL | MDL | Unit | D | Prepared | Analyzed | Dil Fac |
|---|---|---|---|---|---|---|---|---|---|
| **Total Dissolved Solids (SM 2540C - 2015)** | **40** | | 10 | 10 | mg/L | | | 01/29/26 12:42 | 1 |

## Client Sample ID: WAN-GWC-35

**Lab Sample ID: 705-55740-8**
**Date Collected: 01/22/26 12:38**
**Matrix: Water**
**Date Received: 01/23/26 09:47**

### Method: EPA 300.0 - Anions, Ion Chromatography

| Analyte | Result | Qualifier | RL | MDL | Unit | D | Prepared | Analyzed | Dil Fac |
|---|---|---|---|---|---|---|---|---|---|
| **Chloride** | **23** | | 1.0 | 0.98 | mg/L | | | 01/28/26 13:50 | 1 |
| **Fluoride** | **0.30** | | 0.20 | 0.081 | mg/L | | | 01/28/26 13:50 | 1 |
| **Sulfate** | **9.7** | | 1.0 | 0.77 | mg/L | | | 01/28/26 13:50 | 1 |

### Method: SW846 6010D - Metals (ICP)

| Analyte | Result | Qualifier | RL | MDL | Unit | D | Prepared | Analyzed | Dil Fac |
|---|---|---|---|---|---|---|---|---|---|
| **Boron** | **0.13** | | 0.080 | 0.026 | mg/L | | 01/26/26 15:35 | 01/28/26 19:49 | 1 |
| **Calcium** | **6.7** | | 0.10 | 0.038 | mg/L | | 01/26/26 15:35 | 01/28/26 19:49 | 1 |

### Method: SW846 6020B - Metals (ICP/MS) - Total Recoverable

| Analyte | Result | Qualifier | RL | MDL | Unit | D | Prepared | Analyzed | Dil Fac |
|---|---|---|---|---|---|---|---|---|---|
| Antimony | <0.0025 | | 0.0050 | 0.0025 | mg/L | | 01/26/26 11:54 | 01/28/26 02:51 | 1 |
| Arsenic | <0.0013 | | 0.0050 | 0.0013 | mg/L | | 01/26/26 11:54 | 01/28/26 02:51 | 1 |
| **Barium** | **0.054** | | 0.010 | 0.00041 | mg/L | | 01/26/26 11:54 | 01/28/26 02:51 | 1 |
| Beryllium | <0.00015 | | 0.0010 | 0.00015 | mg/L | | 01/26/26 11:54 | 01/28/26 02:51 | 1 |
| Cadmium | <0.00024 | | 0.00070 | 0.00024 | mg/L | | 01/26/26 11:54 | 01/28/26 02:51 | 1 |
| Chromium | <0.0037 | | 0.0050 | 0.0037 | mg/L | | 01/26/26 11:54 | 01/28/26 02:51 | 1 |
| **Cobalt** | **0.00058** | **J** | 0.0050 | 0.00041 | mg/L | | 01/26/26 11:54 | 01/28/26 02:51 | 1 |
| Copper | <0.00064 | | 0.0020 | 0.00064 | mg/L | | 01/26/26 11:54 | 01/28/26 02:51 | 1 |
| Lead | <0.00086 | | 0.0010 | 0.00086 | mg/L | | 01/26/26 11:54 | 01/28/26 02:51 | 1 |

# Client Sample Results

Client: Southern Company
Project/Site: Plant Wansley Landfill

Job ID: 705-55375-1

## Client Sample ID: WAN-GWC-35

**Lab Sample ID: 705-55740-8**
**Matrix: Water**

**Date Collected: 01/22/26 12:38**
**Date Received: 01/23/26 09:47**

### Method: SW846 6020B - Metals (ICP/MS) - Total Recoverable (Continued)

| Analyte | Result | Qualifier | RL | MDL | Unit | D | Prepared | Analyzed | Dil Fac |
|---|---|---|---|---|---|---|---|---|---|
| **Nickel** | **0.0026** | **J** | 0.0050 | 0.00042 | mg/L | | 01/26/26 11:54 | 01/28/26 02:51 | 1 |
| Selenium | <0.0023 | | 0.0050 | 0.0023 | mg/L | | 01/26/26 11:54 | 01/28/26 02:51 | 1 |
| Silver | <0.00017 | | 0.0010 | 0.00017 | mg/L | | 01/26/26 11:54 | 01/28/26 02:51 | 1 |
| Thallium | <0.00019 | | 0.0010 | 0.00019 | mg/L | | 01/26/26 11:54 | 01/28/26 02:51 | 1 |
| Vanadium | <0.0012 | | 0.0050 | 0.0012 | mg/L | | 01/26/26 11:54 | 01/28/26 02:51 | 1 |
| Zinc | <0.0089 | | 0.010 | 0.0089 | mg/L | | 01/26/26 11:54 | 01/28/26 02:51 | 1 |

### Method: SW846 7470A - Mercury (CVAA)

| Analyte | Result | Qualifier | RL | MDL | Unit | D | Prepared | Analyzed | Dil Fac |
|---|---|---|---|---|---|---|---|---|---|
| Mercury | <0.00017 | | 0.00020 | 0.00017 | mg/L | | 02/03/26 08:47 | 02/03/26 14:27 | 1 |

### General Chemistry

| Analyte | Result | Qualifier | RL | MDL | Unit | D | Prepared | Analyzed | Dil Fac |
|---|---|---|---|---|---|---|---|---|---|
| **Total Dissolved Solids (SM 2540C - 2015)** | **55** | | 10 | 10 | mg/L | | | 01/29/26 12:42 | 1 |

## Client Sample ID: WAN-LF-FB-13

**Lab Sample ID: 705-55740-9**
**Matrix: Water**

**Date Collected: 01/22/26 09:50**
**Date Received: 01/23/26 09:47**

### Method: EPA 300.0 - Anions, Ion Chromatography

| Analyte | Result | Qualifier | RL | MDL | Unit | D | Prepared | Analyzed | Dil Fac |
|---|---|---|---|---|---|---|---|---|---|
| Chloride | <0.98 | | 1.0 | 0.98 | mg/L | | | 01/28/26 14:02 | 1 |
| **Fluoride** | **0.17** | **J** | 0.20 | 0.081 | mg/L | | | 01/28/26 14:02 | 1 |
| Sulfate | <0.77 | | 1.0 | 0.77 | mg/L | | | 01/28/26 14:02 | 1 |

### Method: SW846 6010D - Metals (ICP)

| Analyte | Result | Qualifier | RL | MDL | Unit | D | Prepared | Analyzed | Dil Fac |
|---|---|---|---|---|---|---|---|---|---|
| Boron | <0.026 | | 0.080 | 0.026 | mg/L | | 01/26/26 15:35 | 01/28/26 19:52 | 1 |
| Calcium | <0.038 | | 0.10 | 0.038 | mg/L | | 01/26/26 15:35 | 01/28/26 19:52 | 1 |

### Method: SW846 6020B - Metals (ICP/MS) - Total Recoverable

| Analyte | Result | Qualifier | RL | MDL | Unit | D | Prepared | Analyzed | Dil Fac |
|---|---|---|---|---|---|---|---|---|---|
| Antimony | <0.0025 | | 0.0050 | 0.0025 | mg/L | | 01/26/26 11:54 | 01/28/26 02:54 | 1 |
| Arsenic | <0.0013 | | 0.0050 | 0.0013 | mg/L | | 01/26/26 11:54 | 01/28/26 02:54 | 1 |
| Barium | <0.00041 | | 0.010 | 0.00041 | mg/L | | 01/26/26 11:54 | 01/28/26 02:54 | 1 |
| Beryllium | <0.00015 | | 0.0010 | 0.00015 | mg/L | | 01/26/26 11:54 | 01/28/26 02:54 | 1 |
| Cadmium | <0.00024 | | 0.00070 | 0.00024 | mg/L | | 01/26/26 11:54 | 01/28/26 02:54 | 1 |
| Chromium | <0.0037 | | 0.0050 | 0.0037 | mg/L | | 01/26/26 11:54 | 01/28/26 02:54 | 1 |
| Cobalt | <0.00041 | | 0.0050 | 0.00041 | mg/L | | 01/26/26 11:54 | 01/28/26 02:54 | 1 |
| Copper | <0.00064 | | 0.0020 | 0.00064 | mg/L | | 01/26/26 11:54 | 01/28/26 02:54 | 1 |
| Lead | <0.00086 | | 0.0010 | 0.00086 | mg/L | | 01/26/26 11:54 | 01/28/26 02:54 | 1 |
| Nickel | <0.00042 | | 0.0050 | 0.00042 | mg/L | | 01/26/26 11:54 | 01/28/26 02:54 | 1 |
| Selenium | <0.0023 | | 0.0050 | 0.0023 | mg/L | | 01/26/26 11:54 | 01/28/26 02:54 | 1 |
| Silver | <0.00017 | | 0.0010 | 0.00017 | mg/L | | 01/26/26 11:54 | 01/28/26 02:54 | 1 |
| Thallium | <0.00019 | | 0.0010 | 0.00019 | mg/L | | 01/26/26 11:54 | 01/28/26 02:54 | 1 |
| Vanadium | <0.0012 | | 0.0050 | 0.0012 | mg/L | | 01/26/26 11:54 | 01/28/26 02:54 | 1 |
| Zinc | <0.0089 | | 0.010 | 0.0089 | mg/L | | 01/26/26 11:54 | 01/28/26 02:54 | 1 |

# Client Sample Results

Client: Southern Company
Project/Site: Plant Wansley Landfill

Job ID: 705-55375-1

## Client Sample ID: WAN-LF-FB-13

**Lab Sample ID: 705-55740-9**
**Date Collected: 01/22/26 09:50**
**Matrix: Water**
**Date Received: 01/23/26 09:47**

### Method: SW846 7470A - Mercury (CVAA)

| Analyte | Result | Qualifier | RL | MDL | Unit | D | Prepared | Analyzed | Dil Fac |
|---|---|---|---|---|---|---|---|---|---|
| Mercury | <0.00017 | | 0.00020 | 0.00017 | mg/L | | 02/03/26 08:47 | 02/03/26 14:31 | 1 |

### General Chemistry

| Analyte | Result | Qualifier | RL | MDL | Unit | D | Prepared | Analyzed | Dil Fac |
|---|---|---|---|---|---|---|---|---|---|
| Total Dissolved Solids (SM 2540C - 2015) | <10 | | 10 | 10 | mg/L | | | 01/29/26 12:42 | 1 |

## Client Sample ID: WAN-LF-EB-05

**Lab Sample ID: 705-55740-10**
**Date Collected: 01/22/26 10:45**
**Matrix: Water**
**Date Received: 01/23/26 09:47**

### Method: EPA 300.0 - Anions, Ion Chromatography

| Analyte | Result | Qualifier | RL | MDL | Unit | D | Prepared | Analyzed | Dil Fac |
|---|---|---|---|---|---|---|---|---|---|
| Chloride | <0.98 | | 1.0 | 0.98 | mg/L | | | 01/28/26 14:13 | 1 |
| **Fluoride** | **0.094** | **J** | 0.20 | 0.081 | mg/L | | | 01/28/26 14:13 | 1 |
| Sulfate | <0.77 | | 1.0 | 0.77 | mg/L | | | 01/28/26 14:13 | 1 |

### Method: SW846 6010D - Metals (ICP)

| Analyte | Result | Qualifier | RL | MDL | Unit | D | Prepared | Analyzed | Dil Fac |
|---|---|---|---|---|---|---|---|---|---|
| Boron | <0.026 | | 0.080 | 0.026 | mg/L | | 01/26/26 15:35 | 01/28/26 19:55 | 1 |
| Calcium | <0.038 | | 0.10 | 0.038 | mg/L | | 01/26/26 15:35 | 01/28/26 19:55 | 1 |

### Method: SW846 6020B - Metals (ICP/MS) - Total Recoverable

| Analyte | Result | Qualifier | RL | MDL | Unit | D | Prepared | Analyzed | Dil Fac |
|---|---|---|---|---|---|---|---|---|---|
| Antimony | <0.0025 | | 0.0050 | 0.0025 | mg/L | | 01/26/26 11:54 | 01/28/26 02:56 | 1 |
| Arsenic | <0.0013 | | 0.0050 | 0.0013 | mg/L | | 01/26/26 11:54 | 01/28/26 02:56 | 1 |
| Barium | <0.00041 | | 0.010 | 0.00041 | mg/L | | 01/26/26 11:54 | 01/28/26 02:56 | 1 |
| Beryllium | <0.00015 | | 0.0010 | 0.00015 | mg/L | | 01/26/26 11:54 | 01/28/26 02:56 | 1 |
| Cadmium | <0.00024 | | 0.00070 | 0.00024 | mg/L | | 01/26/26 11:54 | 01/28/26 02:56 | 1 |
| Chromium | <0.0037 | | 0.0050 | 0.0037 | mg/L | | 01/26/26 11:54 | 01/28/26 02:56 | 1 |
| Cobalt | <0.00041 | | 0.0050 | 0.00041 | mg/L | | 01/26/26 11:54 | 01/28/26 02:56 | 1 |
| Copper | <0.00064 | | 0.0020 | 0.00064 | mg/L | | 01/26/26 11:54 | 01/28/26 02:56 | 1 |
| Lead | <0.00086 | | 0.0010 | 0.00086 | mg/L | | 01/26/26 11:54 | 01/28/26 02:56 | 1 |
| Nickel | <0.00042 | | 0.0050 | 0.00042 | mg/L | | 01/26/26 11:54 | 01/28/26 02:56 | 1 |
| Selenium | <0.0023 | | 0.0050 | 0.0023 | mg/L | | 01/26/26 11:54 | 01/28/26 02:56 | 1 |
| Silver | <0.00017 | | 0.0010 | 0.00017 | mg/L | | 01/26/26 11:54 | 01/28/26 02:56 | 1 |
| Thallium | <0.00019 | | 0.0010 | 0.00019 | mg/L | | 01/26/26 11:54 | 01/28/26 02:56 | 1 |
| Vanadium | <0.0012 | | 0.0050 | 0.0012 | mg/L | | 01/26/26 11:54 | 01/28/26 02:56 | 1 |
| Zinc | <0.0089 | | 0.010 | 0.0089 | mg/L | | 01/26/26 11:54 | 01/28/26 02:56 | 1 |

### Method: SW846 7470A - Mercury (CVAA)

| Analyte | Result | Qualifier | RL | MDL | Unit | D | Prepared | Analyzed | Dil Fac |
|---|---|---|---|---|---|---|---|---|---|
| Mercury | <0.00017 | | 0.00020 | 0.00017 | mg/L | | 02/19/26 09:12 | 02/19/26 16:13 | 1 |

### General Chemistry

| Analyte | Result | Qualifier | RL | MDL | Unit | D | Prepared | Analyzed | Dil Fac |
|---|---|---|---|---|---|---|---|---|---|
| Total Dissolved Solids (SM 2540C - 2015) | <10 | | 10 | 10 | mg/L | | | 01/29/26 12:42 | 1 |

# Client Sample Results

Client: Southern Company
Project/Site: Plant Wansley Landfill

Job ID: 705-55375-1

## Client Sample ID: WAN-LF-EB-06

**Lab Sample ID: 705-55740-11**
**Date Collected: 01/22/26 11:50**
**Matrix: Water**
**Date Received: 01/23/26 09:47**

### Method: EPA 300.0 - Anions, Ion Chromatography

| Analyte | Result | Qualifier | RL | MDL | Unit | D | Prepared | Analyzed | Dil Fac |
|---|---|---|---|---|---|---|---|---|---|
| Chloride | <0.98 | | 1.0 | 0.98 | mg/L | | | 01/28/26 14:24 | 1 |
| **Fluoride** | **0.093** | **J** | 0.20 | 0.081 | mg/L | | | 01/28/26 14:24 | 1 |
| Sulfate | <0.77 | | 1.0 | 0.77 | mg/L | | | 01/28/26 14:24 | 1 |

### Method: SW846 6010D - Metals (ICP)

| Analyte | Result | Qualifier | RL | MDL | Unit | D | Prepared | Analyzed | Dil Fac |
|---|---|---|---|---|---|---|---|---|---|
| Boron | <0.026 | | 0.080 | 0.026 | mg/L | | 01/28/26 11:20 | 01/29/26 20:09 | 1 |
| Calcium | <0.038 | | 0.10 | 0.038 | mg/L | | 01/28/26 11:20 | 01/29/26 20:09 | 1 |

### Method: SW846 6020B - Metals (ICP/MS) - Total Recoverable

| Analyte | Result | Qualifier | RL | MDL | Unit | D | Prepared | Analyzed | Dil Fac |
|---|---|---|---|---|---|---|---|---|---|
| Antimony | <0.0025 | | 0.0050 | 0.0025 | mg/L | | 01/26/26 11:54 | 01/28/26 02:59 | 1 |
| Arsenic | <0.0013 | | 0.0050 | 0.0013 | mg/L | | 01/26/26 11:54 | 01/28/26 02:59 | 1 |
| Barium | <0.00041 | | 0.010 | 0.00041 | mg/L | | 01/26/26 11:54 | 01/28/26 02:59 | 1 |
| Beryllium | <0.00015 | | 0.0010 | 0.00015 | mg/L | | 01/26/26 11:54 | 01/28/26 02:59 | 1 |
| Cadmium | <0.00024 | | 0.00070 | 0.00024 | mg/L | | 01/26/26 11:54 | 01/28/26 02:59 | 1 |
| Chromium | <0.0037 | | 0.0050 | 0.0037 | mg/L | | 01/26/26 11:54 | 01/28/26 02:59 | 1 |
| Cobalt | <0.00041 | | 0.0050 | 0.00041 | mg/L | | 01/26/26 11:54 | 01/28/26 02:59 | 1 |
| Copper | <0.00064 | | 0.0020 | 0.00064 | mg/L | | 01/26/26 11:54 | 01/28/26 02:59 | 1 |
| Lead | <0.00086 | | 0.0010 | 0.00086 | mg/L | | 01/26/26 11:54 | 01/28/26 02:59 | 1 |
| Nickel | <0.00042 | | 0.0050 | 0.00042 | mg/L | | 01/26/26 11:54 | 01/28/26 02:59 | 1 |
| Selenium | <0.0023 | | 0.0050 | 0.0023 | mg/L | | 01/26/26 11:54 | 01/28/26 02:59 | 1 |
| Silver | <0.00017 | | 0.0010 | 0.00017 | mg/L | | 01/26/26 11:54 | 01/28/26 02:59 | 1 |
| Thallium | <0.00019 | | 0.0010 | 0.00019 | mg/L | | 01/26/26 11:54 | 01/28/26 02:59 | 1 |
| Vanadium | <0.0012 | | 0.0050 | 0.0012 | mg/L | | 01/26/26 11:54 | 01/28/26 02:59 | 1 |
| Zinc | <0.0089 | | 0.010 | 0.0089 | mg/L | | 01/26/26 11:54 | 01/28/26 02:59 | 1 |

### Method: SW846 7470A - Mercury (CVAA)

| Analyte | Result | Qualifier | RL | MDL | Unit | D | Prepared | Analyzed | Dil Fac |
|---|---|---|---|---|---|---|---|---|---|
| Mercury | <0.00017 | | 0.00020 | 0.00017 | mg/L | | 02/03/26 08:47 | 02/03/26 14:50 | 1 |

### General Chemistry

| Analyte | Result | Qualifier | RL | MDL | Unit | D | Prepared | Analyzed | Dil Fac |
|---|---|---|---|---|---|---|---|---|---|
| Total Dissolved Solids (SM 2540C - 2015) | <10 | | 10 | 10 | mg/L | | | 01/29/26 12:42 | 1 |

## Client Sample ID: WAN-LF-EB-07

**Lab Sample ID: 705-55740-12**
**Date Collected: 01/22/26 13:30**
**Matrix: Water**
**Date Received: 01/23/26 09:47**

### Method: EPA 300.0 - Anions, Ion Chromatography

| Analyte | Result | Qualifier | RL | MDL | Unit | D | Prepared | Analyzed | Dil Fac |
|---|---|---|---|---|---|---|---|---|---|
| Chloride | <0.98 | | 1.0 | 0.98 | mg/L | | | 01/28/26 14:36 | 1 |
| **Fluoride** | **0.12** | **J** | 0.20 | 0.081 | mg/L | | | 01/28/26 14:36 | 1 |
| **Sulfate** | **1.6** | | 1.0 | 0.77 | mg/L | | | 01/28/26 14:36 | 1 |

### Method: SW846 6010D - Metals (ICP)

| Analyte | Result | Qualifier | RL | MDL | Unit | D | Prepared | Analyzed | Dil Fac |
|---|---|---|---|---|---|---|---|---|---|
| Boron | <0.026 | | 0.080 | 0.026 | mg/L | | 01/28/26 11:20 | 01/29/26 20:12 | 1 |
| Calcium | <0.038 | | 0.10 | 0.038 | mg/L | | 01/28/26 11:20 | 01/29/26 20:12 | 1 |

# Client Sample Results

Client: Southern Company
Project/Site: Plant Wansley Landfill

Job ID: 705-55375-1

## Client Sample ID: WAN-LF-EB-07

**Lab Sample ID: 705-55740-12**

**Date Collected: 01/22/26 13:30**
**Date Received: 01/23/26 09:47**

**Matrix: Water**

### Method: SW846 6020B - Metals (ICP/MS) - Total Recoverable

| Analyte | Result | Qualifier | RL | MDL | Unit | D | Prepared | Analyzed | Dil Fac |
|---|---|---|---|---|---|---|---|---|---|
| Antimony | <0.0025 | | 0.0050 | 0.0025 | mg/L | | 01/26/26 11:54 | 01/28/26 03:02 | 1 |
| Arsenic | <0.0013 | | 0.0050 | 0.0013 | mg/L | | 01/26/26 11:54 | 01/28/26 03:02 | 1 |
| Barium | <0.00041 | | 0.010 | 0.00041 | mg/L | | 01/26/26 11:54 | 01/28/26 03:02 | 1 |
| Beryllium | <0.00015 | | 0.0010 | 0.00015 | mg/L | | 01/26/26 11:54 | 01/28/26 03:02 | 1 |
| Cadmium | <0.00024 | | 0.00070 | 0.00024 | mg/L | | 01/26/26 11:54 | 01/28/26 03:02 | 1 |
| Chromium | <0.0037 | | 0.0050 | 0.0037 | mg/L | | 01/26/26 11:54 | 01/28/26 03:02 | 1 |
| Cobalt | <0.00041 | | 0.0050 | 0.00041 | mg/L | | 01/26/26 11:54 | 01/28/26 03:02 | 1 |
| Copper | <0.00064 | | 0.0020 | 0.00064 | mg/L | | 01/26/26 11:54 | 01/28/26 03:02 | 1 |
| Lead | <0.00086 | | 0.0010 | 0.00086 | mg/L | | 01/26/26 11:54 | 01/28/26 03:02 | 1 |
| Nickel | <0.00042 | | 0.0050 | 0.00042 | mg/L | | 01/26/26 11:54 | 01/28/26 03:02 | 1 |
| Selenium | <0.0023 | | 0.0050 | 0.0023 | mg/L | | 01/26/26 11:54 | 01/28/26 03:02 | 1 |
| Silver | <0.00017 | | 0.0010 | 0.00017 | mg/L | | 01/26/26 11:54 | 01/28/26 03:02 | 1 |
| Thallium | <0.00019 | | 0.0010 | 0.00019 | mg/L | | 01/26/26 11:54 | 01/28/26 03:02 | 1 |
| Vanadium | <0.0012 | | 0.0050 | 0.0012 | mg/L | | 01/26/26 11:54 | 01/28/26 03:02 | 1 |
| Zinc | <0.0089 | | 0.010 | 0.0089 | mg/L | | 01/26/26 11:54 | 01/28/26 03:02 | 1 |

### Method: SW846 7470A - Mercury (CVAA)

| Analyte | Result | Qualifier | RL | MDL | Unit | D | Prepared | Analyzed | Dil Fac |
|---|---|---|---|---|---|---|---|---|---|
| Mercury | <0.00017 | | 0.00020 | 0.00017 | mg/L | | 02/03/26 08:47 | 02/03/26 14:54 | 1 |

### General Chemistry

| Analyte | Result | Qualifier | RL | MDL | Unit | D | Prepared | Analyzed | Dil Fac |
|---|---|---|---|---|---|---|---|---|---|
| Total Dissolved Solids (SM 2540C - 2015) | <10 | | 10 | 10 | mg/L | | | 01/29/26 12:42 | 1 |

# Method Summary

Client: Southern Company
Project/Site: Plant Wansley Landfill

Job ID: 705-55375-1

| Method | Method Description | Protocol | Laboratory |
|---|---|---|---|
| 300.0 | Anions, Ion Chromatography | EPA | EET ATL |
| 6010D | Metals (ICP) | SW846 | EET ATL |
| 6020B | Metals (ICP/MS) | SW846 | EET ATL |
| 7470A | Mercury (CVAA) | SW846 | EET ATL |
| 2540C - 2015 | Total Dissolved Solids (Dried at 180 °C) | SM | EET ATL |
| 3005A | Preparation, Total Recoverable or Dissolved Metals | SW846 | EET ATL |
| 3010A | Preparation, Total Metals | SW846 | EET ATL |
| 7470A | Preparation, Mercury | SW846 | EET ATL |

**Protocol References:**

EPA = US Environmental Protection Agency

SM = "Standard Methods For The Examination Of Water And Wastewater"

SW846 = "Test Methods For Evaluating Solid Waste, Physical/Chemical Methods", Third Edition, November 1986 And Its Updates.

**Laboratory References:**

EET ATL = Eurofins Atlanta, 3080 Presidential Dr, Atlanta, GA 30340, TEL (770)457-8177

# QC Sample Results

Client: Southern Company
Project/Site: Plant Wansley Landfill

Job ID: 705-55375-1

## Method: 300.0 - Anions, Ion Chromatography

**Lab Sample ID: MB 705-109120/143**
**Matrix: Water**
**Analysis Batch: 109120**

**Client Sample ID: Method Blank**
**Prep Type: Total/NA**

| Analyte | MB Result | MB Qualifier | RL | MDL | Unit | D | Prepared | Analyzed | Dil Fac |
|---|---|---|---|---|---|---|---|---|---|
| Chloride | <0.98 | | 1.0 | 0.98 | mg/L | | | 01/21/26 23:36 | 1 |
| Fluoride | <0.081 | | 0.20 | 0.081 | mg/L | | | 01/21/26 23:36 | 1 |
| Sulfate | <0.77 | | 1.0 | 0.77 | mg/L | | | 01/21/26 23:36 | 1 |

**Lab Sample ID: LCS 705-109120/144**
**Matrix: Water**
**Analysis Batch: 109120**

**Client Sample ID: Lab Control Sample**
**Prep Type: Total/NA**

| Analyte | Spike Added | LCS Result | LCS Qualifier | Unit | D | %Rec | %Rec Limits |
|---|---|---|---|---|---|---|---|
| Chloride | 10.0 | 10.2 | | mg/L | | 102 | 90 - 110 |
| Fluoride | 5.00 | 5.21 | | mg/L | | 104 | 90 - 110 |
| Sulfate | 25.0 | 24.9 | | mg/L | | 100 | 90 - 110 |

**Lab Sample ID: 705-55375-4 MS**
**Matrix: Water**
**Analysis Batch: 109120**

**Client Sample ID: WAN-GWA-28**
**Prep Type: Total/NA**

| Analyte | Sample Result | Sample Qualifier | Spike Added | MS Result | MS Qualifier | Unit | D | %Rec | %Rec Limits |
|---|---|---|---|---|---|---|---|---|---|
| Chloride | 1.6 | | 10.0 | 11.2 | | mg/L | | 96 | 90 - 110 |
| Fluoride | 1.2 | | 5.00 | 6.33 | | mg/L | | 104 | 90 - 110 |
| Sulfate | 1.0 | | 25.0 | 25.7 | | mg/L | | 99 | 90 - 110 |

**Lab Sample ID: 705-55375-4 MSD**
**Matrix: Water**
**Analysis Batch: 109120**

**Client Sample ID: WAN-GWA-28**
**Prep Type: Total/NA**

| Analyte | Sample Result | Sample Qualifier | Spike Added | MSD Result | MSD Qualifier | Unit | D | %Rec | %Rec Limits | RPD | RPD Limit |
|---|---|---|---|---|---|---|---|---|---|---|---|
| Chloride | 1.6 | | 10.0 | 11.0 | | mg/L | | 95 | 90 - 110 | 2 | 20 |
| Fluoride | 1.2 | | 5.00 | 6.37 | | mg/L | | 104 | 90 - 110 | 1 | 20 |
| Sulfate | 1.0 | | 25.0 | 25.8 | | mg/L | | 99 | 90 - 110 | 0 | 20 |

**Lab Sample ID: MB 705-109404/3**
**Matrix: Water**
**Analysis Batch: 109404**

**Client Sample ID: Method Blank**
**Prep Type: Total/NA**

| Analyte | MB Result | MB Qualifier | RL | MDL | Unit | D | Prepared | Analyzed | Dil Fac |
|---|---|---|---|---|---|---|---|---|---|
| Chloride | <0.98 | | 1.0 | 0.98 | mg/L | | | 01/22/26 11:39 | 1 |
| Fluoride | <0.081 | | 0.20 | 0.081 | mg/L | | | 01/22/26 11:39 | 1 |
| Sulfate | <0.77 | | 1.0 | 0.77 | mg/L | | | 01/22/26 11:39 | 1 |

**Lab Sample ID: LCS 705-109404/4**
**Matrix: Water**
**Analysis Batch: 109404**

**Client Sample ID: Lab Control Sample**
**Prep Type: Total/NA**

| Analyte | Spike Added | LCS Result | LCS Qualifier | Unit | D | %Rec | %Rec Limits |
|---|---|---|---|---|---|---|---|
| Chloride | 10.0 | 9.49 | | mg/L | | 95 | 90 - 110 |
| Fluoride | 5.00 | 4.70 | | mg/L | | 94 | 90 - 110 |
| Sulfate | 25.0 | 24.6 | | mg/L | | 98 | 90 - 110 |

## Method: 300.0 - Anions, Ion Chromatography (Continued)

**Lab Sample ID: 705-55366-A-1 MS** — **Client Sample ID: Matrix Spike**
**Matrix: Water** — **Prep Type: Total/NA**
**Analysis Batch: 109404**

| Analyte | Sample Result | Sample Qualifier | Spike Added | MS Result | MS Qualifier | Unit | D | %Rec | %Rec Limits |
|---|---|---|---|---|---|---|---|---|---|
| Chloride | 5.5 | | 10.0 | 15.5 | | mg/L | | 99 | 90 - 110 |
| Fluoride | 0.30 | | 5.00 | 5.34 | | mg/L | | 101 | 90 - 110 |
| Sulfate | 0.90 | J | 25.0 | 25.2 | | mg/L | | 97 | 90 - 110 |

**Lab Sample ID: 705-55366-A-1 MSD** — **Client Sample ID: Matrix Spike Duplicate**
**Matrix: Water** — **Prep Type: Total/NA**
**Analysis Batch: 109404**

| Analyte | Sample Result | Sample Qualifier | Spike Added | MSD Result | MSD Qualifier | Unit | D | %Rec | %Rec Limits | RPD | RPD Limit |
|---|---|---|---|---|---|---|---|---|---|---|---|
| Chloride | 5.5 | | 10.0 | 15.2 | | mg/L | | 97 | 90 - 110 | 2 | 20 |
| Fluoride | 0.30 | | 5.00 | 5.05 | | mg/L | | 95 | 90 - 110 | 6 | 20 |
| Sulfate | 0.90 | J | 25.0 | 24.7 | | mg/L | | 95 | 90 - 110 | 2 | 20 |

**Lab Sample ID: MB 705-109698/128** — **Client Sample ID: Method Blank**
**Matrix: Water** — **Prep Type: Total/NA**
**Analysis Batch: 109698**

| Analyte | MB Result | MB Qualifier | RL | MDL | Unit | D | Prepared | Analyzed | Dil Fac |
|---|---|---|---|---|---|---|---|---|---|
| Chloride | <0.98 | | 1.0 | 0.98 | mg/L | | | 01/23/26 18:48 | 1 |
| Fluoride | <0.081 | | 0.20 | 0.081 | mg/L | | | 01/23/26 18:48 | 1 |
| Sulfate | <0.77 | | 1.0 | 0.77 | mg/L | | | 01/23/26 18:48 | 1 |

**Lab Sample ID: MB 705-109698/159** — **Client Sample ID: Method Blank**
**Matrix: Water** — **Prep Type: Total/NA**
**Analysis Batch: 109698**

| Analyte | MB Result | MB Qualifier | RL | MDL | Unit | D | Prepared | Analyzed | Dil Fac |
|---|---|---|---|---|---|---|---|---|---|
| Chloride | <0.98 | | 1.0 | 0.98 | mg/L | | | 01/24/26 01:26 | 1 |
| Fluoride | <0.081 | | 0.20 | 0.081 | mg/L | | | 01/24/26 01:26 | 1 |
| Sulfate | <0.77 | | 1.0 | 0.77 | mg/L | | | 01/24/26 01:26 | 1 |

**Lab Sample ID: LCS 705-109698/129** — **Client Sample ID: Lab Control Sample**
**Matrix: Water** — **Prep Type: Total/NA**
**Analysis Batch: 109698**

| Analyte | Spike Added | LCS Result | LCS Qualifier | Unit | D | %Rec | %Rec Limits |
|---|---|---|---|---|---|---|---|
| Chloride | 10.0 | 9.72 | | mg/L | | 97 | 90 - 110 |
| Fluoride | 5.00 | 4.79 | | mg/L | | 96 | 90 - 110 |
| Sulfate | 25.0 | 24.5 | | mg/L | | 98 | 90 - 110 |

**Lab Sample ID: LCS 705-109698/160** — **Client Sample ID: Lab Control Sample**
**Matrix: Water** — **Prep Type: Total/NA**
**Analysis Batch: 109698**

| Analyte | Spike Added | LCS Result | LCS Qualifier | Unit | D | %Rec | %Rec Limits |
|---|---|---|---|---|---|---|---|
| Chloride | 10.0 | 9.86 | | mg/L | | 99 | 90 - 110 |
| Fluoride | 5.00 | 4.92 | | mg/L | | 98 | 90 - 110 |
| Sulfate | 25.0 | 24.7 | | mg/L | | 99 | 90 - 110 |

## Method: 300.0 - Anions, Ion Chromatography (Continued)

**Lab Sample ID: 705-55612-D-28 MS**
**Matrix: Water**
**Analysis Batch: 109698**

**Client Sample ID: Matrix Spike**
**Prep Type: Total/NA**

| Analyte | Sample Result | Sample Qualifier | Spike Added | MS Result | MS Qualifier | Unit | D | %Rec | %Rec Limits |
|---|---|---|---|---|---|---|---|---|---|
| Chloride | 5.4 | | 10.0 | 15.4 | | mg/L | | 100 | 90 - 110 |
| Fluoride | 0.33 | | 5.00 | 5.26 | | mg/L | | 99 | 90 - 110 |
| Sulfate | 3.1 | | 25.0 | 28.4 | | mg/L | | 101 | 90 - 110 |

**Lab Sample ID: 705-55612-D-28 MSD**
**Matrix: Water**
**Analysis Batch: 109698**

**Client Sample ID: Matrix Spike Duplicate**
**Prep Type: Total/NA**

| Analyte | Sample Result | Sample Qualifier | Spike Added | MSD Result | MSD Qualifier | Unit | D | %Rec | %Rec Limits | RPD | RPD Limit |
|---|---|---|---|---|---|---|---|---|---|---|---|
| Chloride | 5.4 | | 10.0 | 15.1 | | mg/L | | 97 | 90 - 110 | 2 | 20 |
| Fluoride | 0.33 | | 5.00 | 5.14 | | mg/L | | 96 | 90 - 110 | 2 | 20 |
| Sulfate | 3.1 | | 25.0 | 28.1 | | mg/L | | 100 | 90 - 110 | 1 | 20 |

**Lab Sample ID: 705-55666-12 MS**
**Matrix: Water**
**Analysis Batch: 109698**

**Client Sample ID: WAN-GWC-32**
**Prep Type: Total/NA**

| Analyte | Sample Result | Sample Qualifier | Spike Added | MS Result | MS Qualifier | Unit | D | %Rec | %Rec Limits |
|---|---|---|---|---|---|---|---|---|---|
| Chloride | 1.4 | | 10.0 | 11.3 | | mg/L | | 99 | 90 - 110 |
| Fluoride | 1.9 | | 5.00 | 6.86 | | mg/L | | 100 | 90 - 110 |
| Sulfate | 6.4 | | 25.0 | 30.6 | | mg/L | | 97 | 90 - 110 |

**Lab Sample ID: 705-55666-12 MSD**
**Matrix: Water**
**Analysis Batch: 109698**

**Client Sample ID: WAN-GWC-32**
**Prep Type: Total/NA**

| Analyte | Sample Result | Sample Qualifier | Spike Added | MSD Result | MSD Qualifier | Unit | D | %Rec | %Rec Limits | RPD | RPD Limit |
|---|---|---|---|---|---|---|---|---|---|---|---|
| Chloride | 1.4 | | 10.0 | 11.1 | | mg/L | | 98 | 90 - 110 | 1 | 20 |
| Fluoride | 1.9 | | 5.00 | 6.74 | | mg/L | | 97 | 90 - 110 | 2 | 20 |
| Sulfate | 6.4 | | 25.0 | 30.4 | | mg/L | | 96 | 90 - 110 | 1 | 20 |

**Lab Sample ID: MB 705-109950/1002**
**Matrix: Water**
**Analysis Batch: 109950**

**Client Sample ID: Method Blank**
**Prep Type: Total/NA**

| Analyte | MB Result | MB Qualifier | RL | MDL | Unit | D | Prepared | Analyzed | Dil Fac |
|---|---|---|---|---|---|---|---|---|---|
| Chloride | <0.98 | | 1.0 | 0.98 | mg/L | | | 01/24/26 10:29 | 1 |
| Fluoride | <0.081 | | 0.20 | 0.081 | mg/L | | | 01/24/26 10:29 | 1 |
| Sulfate | <0.77 | | 1.0 | 0.77 | mg/L | | | 01/24/26 10:29 | 1 |

**Lab Sample ID: LCS 705-109950/1001**
**Matrix: Water**
**Analysis Batch: 109950**

**Client Sample ID: Lab Control Sample**
**Prep Type: Total/NA**

| Analyte | Spike Added | LCS Result | LCS Qualifier | Unit | D | %Rec | %Rec Limits |
|---|---|---|---|---|---|---|---|
| Chloride | 10.0 | 9.91 | | mg/L | | 99 | 90 - 110 |
| Fluoride | 5.00 | 4.64 | | mg/L | | 93 | 90 - 110 |
| Sulfate | 25.0 | 25.2 | | mg/L | | 101 | 90 - 110 |

## Method: 300.0 - Anions, Ion Chromatography (Continued)

**Lab Sample ID: 705-55753-C-12 MS**
**Matrix: Water**
**Analysis Batch: 109950**

**Client Sample ID: Matrix Spike**
**Prep Type: Total/NA**

| Analyte | Sample Result | Sample Qualifier | Spike Added | MS Result | MS Qualifier | Unit | D | %Rec | %Rec Limits |
|---|---|---|---|---|---|---|---|---|---|
| Chloride | 5.2 | | 10.0 | 15.3 | | mg/L | | 101 | 90 - 110 |
| Fluoride | 0.14 | J | 5.00 | 4.80 | | mg/L | | 93 | 90 - 110 |
| Sulfate | 16 | | 25.0 | 39.7 | | mg/L | | 94 | 90 - 110 |

**Lab Sample ID: 705-55753-C-12 MSD**
**Matrix: Water**
**Analysis Batch: 109950**

**Client Sample ID: Matrix Spike Duplicate**
**Prep Type: Total/NA**

| Analyte | Sample Result | Sample Qualifier | Spike Added | MSD Result | MSD Qualifier | Unit | D | %Rec | %Rec Limits | RPD | RPD Limit |
|---|---|---|---|---|---|---|---|---|---|---|---|
| Chloride | 5.2 | | 10.0 | 15.4 | | mg/L | | 102 | 90 - 110 | 1 | 20 |
| Fluoride | 0.14 | J | 5.00 | 5.19 | | mg/L | | 101 | 90 - 110 | 8 | 20 |
| Sulfate | 16 | | 25.0 | 39.3 | | mg/L | | 92 | 90 - 110 | 1 | 20 |

**Lab Sample ID: MB 705-110490/3**
**Matrix: Water**
**Analysis Batch: 110490**

**Client Sample ID: Method Blank**
**Prep Type: Total/NA**

| Analyte | MB Result | MB Qualifier | RL | MDL | Unit | D | Prepared | Analyzed | Dil Fac |
|---|---|---|---|---|---|---|---|---|---|
| Chloride | <0.98 | | 1.0 | 0.98 | mg/L | | | 01/28/26 11:00 | 1 |
| Fluoride | <0.081 | | 0.20 | 0.081 | mg/L | | | 01/28/26 11:00 | 1 |
| Sulfate | <0.77 | | 1.0 | 0.77 | mg/L | | | 01/28/26 11:00 | 1 |

**Lab Sample ID: LCS 705-110490/4**
**Matrix: Water**
**Analysis Batch: 110490**

**Client Sample ID: Lab Control Sample**
**Prep Type: Total/NA**

| Analyte | Spike Added | LCS Result | LCS Qualifier | Unit | D | %Rec | %Rec Limits |
|---|---|---|---|---|---|---|---|
| Chloride | 10.0 | 9.60 | | mg/L | | 96 | 90 - 110 |
| Fluoride | 5.00 | 4.56 | | mg/L | | 91 | 90 - 110 |
| Sulfate | 25.0 | 24.8 | | mg/L | | 99 | 90 - 110 |

**Lab Sample ID: 705-55873-C-2 MS**
**Matrix: Water**
**Analysis Batch: 110490**

**Client Sample ID: Matrix Spike**
**Prep Type: Total/NA**

| Analyte | Sample Result | Sample Qualifier | Spike Added | MS Result | MS Qualifier | Unit | D | %Rec | %Rec Limits |
|---|---|---|---|---|---|---|---|---|---|
| Chloride | 430 | | 100 | 481 | 4 | mg/L | | 56 | 90 - 110 |
| Fluoride | 9.3 | F1 | 50.0 | 51.5 | F1 | mg/L | | 84 | 90 - 110 |
| Sulfate | 16 | | 250 | 259 | | mg/L | | 97 | 90 - 110 |

**Lab Sample ID: 705-55873-C-2 MSD**
**Matrix: Water**
**Analysis Batch: 110490**

**Client Sample ID: Matrix Spike Duplicate**
**Prep Type: Total/NA**

| Analyte | Sample Result | Sample Qualifier | Spike Added | MSD Result | MSD Qualifier | Unit | D | %Rec | %Rec Limits | RPD | RPD Limit |
|---|---|---|---|---|---|---|---|---|---|---|---|
| Chloride | 430 | | 100 | 479 | 4 | mg/L | | 54 | 90 - 110 | 0 | 20 |
| Fluoride | 9.3 | F1 | 50.0 | 51.9 | F1 | mg/L | | 85 | 90 - 110 | 1 | 20 |
| Sulfate | 16 | | 250 | 252 | | mg/L | | 94 | 90 - 110 | 3 | 20 |

# QC Sample Results

Client: Southern Company
Project/Site: Plant Wansley Landfill

Job ID: 705-55375-1

## Method: 6010D - Metals (ICP)

**Lab Sample ID: MB 705-109378/1-A** — **Client Sample ID: Method Blank**
**Matrix: Water** — **Prep Type: Total/NA**
**Analysis Batch: 109734** — **Prep Batch: 109378**

| Analyte | MB Result | MB Qualifier | RL | MDL | Unit | D | Prepared | Analyzed | Dil Fac |
|---|---|---|---|---|---|---|---|---|---|
| Boron | <0.026 | | 0.080 | 0.026 | mg/L | | 01/22/26 10:35 | 01/23/26 08:58 | 1 |
| Calcium | <0.038 | | 0.10 | 0.038 | mg/L | | 01/22/26 10:35 | 01/23/26 08:58 | 1 |

**Lab Sample ID: LCS 705-109378/2-A** — **Client Sample ID: Lab Control Sample**
**Matrix: Water** — **Prep Type: Total/NA**
**Analysis Batch: 109734** — **Prep Batch: 109378**

| Analyte | Spike Added | LCS Result | LCS Qualifier | Unit | D | %Rec | %Rec Limits |
|---|---|---|---|---|---|---|---|
| Boron | 1.00 | 1.01 | | mg/L | | 101 | 80 - 120 |
| Calcium | 10.0 | 10.3 | | mg/L | | 103 | 80 - 120 |

**Lab Sample ID: 705-55375-2 MS** — **Client Sample ID: WAN-GWA-2**
**Matrix: Water** — **Prep Type: Total/NA**
**Analysis Batch: 109734** — **Prep Batch: 109378**

| Analyte | Sample Result | Sample Qualifier | Spike Added | MS Result | MS Qualifier | Unit | D | %Rec | %Rec Limits |
|---|---|---|---|---|---|---|---|---|---|
| Boron | <0.026 | | 1.00 | 1.02 | | mg/L | | 102 | 75 - 125 |
| Calcium | 5.2 | | 10.0 | 15.5 | | mg/L | | 103 | 75 - 125 |

**Lab Sample ID: 705-55375-2 MSD** — **Client Sample ID: WAN-GWA-2**
**Matrix: Water** — **Prep Type: Total/NA**
**Analysis Batch: 109734** — **Prep Batch: 109378**

| Analyte | Sample Result | Sample Qualifier | Spike Added | MSD Result | MSD Qualifier | Unit | D | %Rec | %Rec Limits | RPD | RPD Limit |
|---|---|---|---|---|---|---|---|---|---|---|---|
| Boron | <0.026 | | 1.00 | 1.02 | | mg/L | | 102 | 75 - 125 | 1 | 20 |
| Calcium | 5.2 | | 10.0 | 15.6 | | mg/L | | 104 | 75 - 125 | 0 | 20 |

**Lab Sample ID: MB 705-110108/1-A** — **Client Sample ID: Method Blank**
**Matrix: Water** — **Prep Type: Total/NA**
**Analysis Batch: 110715** — **Prep Batch: 110108**

| Analyte | MB Result | MB Qualifier | RL | MDL | Unit | D | Prepared | Analyzed | Dil Fac |
|---|---|---|---|---|---|---|---|---|---|
| Boron | <0.026 | | 0.080 | 0.026 | mg/L | | 01/26/26 15:35 | 01/28/26 18:22 | 1 |
| Calcium | <0.038 | | 0.10 | 0.038 | mg/L | | 01/26/26 15:35 | 01/28/26 18:22 | 1 |

**Lab Sample ID: LCS 705-110108/2-A** — **Client Sample ID: Lab Control Sample**
**Matrix: Water** — **Prep Type: Total/NA**
**Analysis Batch: 110715** — **Prep Batch: 110108**

| Analyte | Spike Added | LCS Result | LCS Qualifier | Unit | D | %Rec | %Rec Limits |
|---|---|---|---|---|---|---|---|
| Boron | 1.00 | 0.974 | | mg/L | | 97 | 80 - 120 |
| Calcium | 10.0 | 10.2 | | mg/L | | 102 | 80 - 120 |

**Lab Sample ID: 705-55621-G-1-B MS** — **Client Sample ID: Matrix Spike**
**Matrix: Water** — **Prep Type: Total/NA**
**Analysis Batch: 110715** — **Prep Batch: 110108**

| Analyte | Sample Result | Sample Qualifier | Spike Added | MS Result | MS Qualifier | Unit | D | %Rec | %Rec Limits |
|---|---|---|---|---|---|---|---|---|---|
| Boron | <0.026 | | 1.00 | 1.00 | | mg/L | | 100 | 75 - 125 |
| Calcium | 8.8 | | 10.0 | 18.8 | | mg/L | | 100 | 75 - 125 |

# QC Sample Results

Client: Southern Company
Project/Site: Plant Wansley Landfill

Job ID: 705-55375-1

## Method: 6010D - Metals (ICP)

**Lab Sample ID: 705-55621-G-1-C MSD** — **Client Sample ID: Matrix Spike Duplicate**
**Matrix: Water** — **Prep Type: Total/NA**
**Analysis Batch: 110715** — **Prep Batch: 110108**

| Analyte | Sample Result | Sample Qualifier | Spike Added | MSD Result | MSD Qualifier | Unit | D | %Rec | %Rec Limits | RPD | RPD Limit |
|---|---|---|---|---|---|---|---|---|---|---|---|
| Boron | <0.026 | | 1.00 | 0.994 | | mg/L | | 99 | 75 - 125 | 1 | 20 |
| Calcium | 8.8 | | 10.0 | 18.8 | | mg/L | | 100 | 75 - 125 | 0 | 20 |

**Lab Sample ID: MB 705-110336/1-A** — **Client Sample ID: Method Blank**
**Matrix: Water** — **Prep Type: Total/NA**
**Analysis Batch: 110585** — **Prep Batch: 110336**

| Analyte | MB Result | MB Qualifier | RL | MDL | Unit | D | Prepared | Analyzed | Dil Fac |
|---|---|---|---|---|---|---|---|---|---|
| Boron | <0.026 | | 0.080 | 0.026 | mg/L | | 01/27/26 16:42 | 01/28/26 11:21 | 1 |
| Calcium | <0.038 | | 0.10 | 0.038 | mg/L | | 01/27/26 16:42 | 01/28/26 11:21 | 1 |

**Lab Sample ID: LCS 705-110336/2-A** — **Client Sample ID: Lab Control Sample**
**Matrix: Water** — **Prep Type: Total/NA**
**Analysis Batch: 110585** — **Prep Batch: 110336**

| Analyte | Spike Added | LCS Result | LCS Qualifier | Unit | D | %Rec | %Rec Limits |
|---|---|---|---|---|---|---|---|
| Boron | 1.00 | 0.846 | | mg/L | | 85 | 80 - 120 |
| Calcium | 10.0 | 8.65 | | mg/L | | 86 | 80 - 120 |

**Lab Sample ID: 705-55836-C-5-B MS** — **Client Sample ID: Matrix Spike**
**Matrix: Water** — **Prep Type: Total/NA**
**Analysis Batch: 110585** — **Prep Batch: 110336**

| Analyte | Sample Result | Sample Qualifier | Spike Added | MS Result | MS Qualifier | Unit | D | %Rec | %Rec Limits |
|---|---|---|---|---|---|---|---|---|---|
| Boron | <0.026 | | 1.00 | 0.868 | | mg/L | | 87 | 75 - 125 |
| Calcium | 7.2 | | 10.0 | 15.5 | | mg/L | | 83 | 75 - 125 |

**Lab Sample ID: 705-55836-C-5-C MSD** — **Client Sample ID: Matrix Spike Duplicate**
**Matrix: Water** — **Prep Type: Total/NA**
**Analysis Batch: 110585** — **Prep Batch: 110336**

| Analyte | Sample Result | Sample Qualifier | Spike Added | MSD Result | MSD Qualifier | Unit | D | %Rec | %Rec Limits | RPD | RPD Limit |
|---|---|---|---|---|---|---|---|---|---|---|---|
| Boron | <0.026 | | 1.00 | 0.873 | | mg/L | | 87 | 75 - 125 | 1 | 20 |
| Calcium | 7.2 | | 10.0 | 15.7 | | mg/L | | 85 | 75 - 125 | 1 | 20 |

**Lab Sample ID: MB 705-110468/1-A** — **Client Sample ID: Method Blank**
**Matrix: Water** — **Prep Type: Total/NA**
**Analysis Batch: 111254** — **Prep Batch: 110468**

| Analyte | MB Result | MB Qualifier | RL | MDL | Unit | D | Prepared | Analyzed | Dil Fac |
|---|---|---|---|---|---|---|---|---|---|
| Boron | <0.026 | | 0.080 | 0.026 | mg/L | | 01/28/26 10:05 | 01/30/26 14:22 | 1 |
| Calcium | <0.038 | | 0.10 | 0.038 | mg/L | | 01/28/26 10:05 | 01/30/26 14:22 | 1 |

**Lab Sample ID: LCS 705-110468/2-A** — **Client Sample ID: Lab Control Sample**
**Matrix: Water** — **Prep Type: Total/NA**
**Analysis Batch: 111254** — **Prep Batch: 110468**

| Analyte | Spike Added | LCS Result | LCS Qualifier | Unit | D | %Rec | %Rec Limits |
|---|---|---|---|---|---|---|---|
| Boron | 1.00 | 0.951 | | mg/L | | 95 | 80 - 120 |
| Calcium | 10.0 | 9.97 | | mg/L | | 100 | 80 - 120 |

# QC Sample Results

Client: Southern Company
Project/Site: Plant Wansley Landfill

Job ID: 705-55375-1

## Method: 6010D - Metals (ICP)

**Lab Sample ID: 705-55879-B-1-B MS** — **Client Sample ID: Matrix Spike**
**Matrix: Water** — **Prep Type: Total/NA**
**Analysis Batch: 111254** — **Prep Batch: 110468**

| Analyte | Sample Result | Sample Qualifier | Spike Added | MS Result | MS Qualifier | Unit | D | %Rec | %Rec Limits | | |
|---|---|---|---|---|---|---|---|---|---|---|---|
| Boron | 0.038 | J | 1.00 | 0.992 | | mg/L | | 95 | 75 - 125 | | |
| Calcium | 2.9 | | 10.0 | 12.9 | | mg/L | | 99 | 75 - 125 | | |

**Lab Sample ID: 705-55879-B-1-C MSD** — **Client Sample ID: Matrix Spike Duplicate**
**Matrix: Water** — **Prep Type: Total/NA**
**Analysis Batch: 111254** — **Prep Batch: 110468**

| Analyte | Sample Result | Sample Qualifier | Spike Added | MSD Result | MSD Qualifier | Unit | D | %Rec | %Rec Limits | RPD | RPD Limit |
|---|---|---|---|---|---|---|---|---|---|---|---|
| Boron | 0.038 | J | 1.00 | 0.999 | | mg/L | | 96 | 75 - 125 | 1 | 20 |
| Calcium | 2.9 | | 10.0 | 13.0 | | mg/L | | 100 | 75 - 125 | 1 | 20 |

**Lab Sample ID: MB 705-110483/1-A** — **Client Sample ID: Method Blank**
**Matrix: Water** — **Prep Type: Total/NA**
**Analysis Batch: 111017** — **Prep Batch: 110483**

| Analyte | MB Result | MB Qualifier | RL | MDL | Unit | D | Prepared | Analyzed | Dil Fac |
|---|---|---|---|---|---|---|---|---|---|
| Boron | <0.026 | | 0.080 | 0.026 | mg/L | | 01/28/26 11:20 | 01/29/26 19:42 | 1 |
| Calcium | <0.038 | | 0.10 | 0.038 | mg/L | | 01/28/26 11:20 | 01/29/26 19:42 | 1 |

**Lab Sample ID: LCS 705-110483/2-A** — **Client Sample ID: Lab Control Sample**
**Matrix: Water** — **Prep Type: Total/NA**
**Analysis Batch: 111017** — **Prep Batch: 110483**

| Analyte | | | Spike Added | LCS Result | LCS Qualifier | Unit | D | %Rec | %Rec Limits | | |
|---|---|---|---|---|---|---|---|---|---|---|---|
| Boron | | | 1.00 | 1.04 | | mg/L | | 104 | 80 - 120 | | |
| Calcium | | | 10.0 | 10.5 | | mg/L | | 105 | 80 - 120 | | |

**Lab Sample ID: 705-53021-B-9-B MS** — **Client Sample ID: Matrix Spike**
**Matrix: Water** — **Prep Type: Total/NA**
**Analysis Batch: 111017** — **Prep Batch: 110483**

| Analyte | Sample Result | Sample Qualifier | Spike Added | MS Result | MS Qualifier | Unit | D | %Rec | %Rec Limits | | |
|---|---|---|---|---|---|---|---|---|---|---|---|
| Boron | 0.18 | | 1.00 | 1.20 | | mg/L | | 102 | 75 - 125 | | |
| Calcium | 190 | | 10.0 | 203 | E 4 | mg/L | | 101 | 75 - 125 | | |

**Lab Sample ID: 705-53021-B-9-C MSD** — **Client Sample ID: Matrix Spike Duplicate**
**Matrix: Water** — **Prep Type: Total/NA**
**Analysis Batch: 111017** — **Prep Batch: 110483**

| Analyte | Sample Result | Sample Qualifier | Spike Added | MSD Result | MSD Qualifier | Unit | D | %Rec | %Rec Limits | RPD | RPD Limit |
|---|---|---|---|---|---|---|---|---|---|---|---|
| Boron | 0.18 | | 1.00 | 1.20 | | mg/L | | 102 | 75 - 125 | 0 | 20 |
| Calcium | 190 | | 10.0 | 202 | E 4 | mg/L | | 90 | 75 - 125 | 1 | 20 |

# QC Sample Results

Client: Southern Company
Project/Site: Plant Wansley Landfill

Job ID: 705-55375-1

## Method: 6020B - Metals (ICP/MS)

**Lab Sample ID: MB 705-109295/1-A**
**Matrix: Water**
**Analysis Batch: 109719**

**Client Sample ID: Method Blank**
**Prep Type: Total Recoverable**
**Prep Batch: 109295**

| Analyte | MB Result | MB Qualifier | RL | MDL | Unit | D | Prepared | Analyzed | Dil Fac |
|---|---|---|---|---|---|---|---|---|---|
| Antimony | <0.0025 | | 0.0050 | 0.0025 | mg/L | | 01/22/26 09:48 | 01/23/26 00:08 | 1 |
| Arsenic | <0.0013 | | 0.0050 | 0.0013 | mg/L | | 01/22/26 09:48 | 01/23/26 00:08 | 1 |
| Barium | <0.00041 | | 0.010 | 0.00041 | mg/L | | 01/22/26 09:48 | 01/23/26 00:08 | 1 |
| Beryllium | <0.00015 | | 0.0010 | 0.00015 | mg/L | | 01/22/26 09:48 | 01/23/26 00:08 | 1 |
| Cadmium | <0.00024 | | 0.00070 | 0.00024 | mg/L | | 01/22/26 09:48 | 01/23/26 00:08 | 1 |
| Chromium | <0.0037 | | 0.0050 | 0.0037 | mg/L | | 01/22/26 09:48 | 01/23/26 00:08 | 1 |
| Cobalt | <0.00041 | | 0.0050 | 0.00041 | mg/L | | 01/22/26 09:48 | 01/23/26 00:08 | 1 |
| Copper | <0.00064 | | 0.0020 | 0.00064 | mg/L | | 01/22/26 09:48 | 01/23/26 00:08 | 1 |
| Lead | <0.00086 | | 0.0010 | 0.00086 | mg/L | | 01/22/26 09:48 | 01/23/26 00:08 | 1 |
| Nickel | <0.00042 | | 0.0050 | 0.00042 | mg/L | | 01/22/26 09:48 | 01/23/26 00:08 | 1 |
| Selenium | <0.0023 | | 0.0050 | 0.0023 | mg/L | | 01/22/26 09:48 | 01/23/26 00:08 | 1 |
| Silver | <0.00017 | | 0.0010 | 0.00017 | mg/L | | 01/22/26 09:48 | 01/23/26 00:08 | 1 |
| Thallium | <0.00019 | | 0.0010 | 0.00019 | mg/L | | 01/22/26 09:48 | 01/23/26 00:08 | 1 |
| Vanadium | <0.0012 | | 0.0050 | 0.0012 | mg/L | | 01/22/26 09:48 | 01/23/26 00:08 | 1 |
| Zinc | <0.0089 | | 0.010 | 0.0089 | mg/L | | 01/22/26 09:48 | 01/23/26 00:08 | 1 |

**Lab Sample ID: LCS 705-109295/2-A**
**Matrix: Water**
**Analysis Batch: 109719**

**Client Sample ID: Lab Control Sample**
**Prep Type: Total Recoverable**
**Prep Batch: 109295**

| Analyte | Spike Added | LCS Result | LCS Qualifier | Unit | D | %Rec | %Rec Limits |
|---|---|---|---|---|---|---|---|
| Antimony | 0.100 | 0.0996 | | mg/L | | 100 | 80 - 120 |
| Arsenic | 0.100 | 0.0974 | | mg/L | | 97 | 80 - 120 |
| Barium | 0.100 | 0.108 | | mg/L | | 108 | 80 - 120 |
| Beryllium | 0.100 | 0.103 | | mg/L | | 103 | 80 - 120 |
| Cadmium | 0.100 | 0.0985 | | mg/L | | 99 | 80 - 120 |
| Chromium | 0.100 | 0.105 | | mg/L | | 105 | 80 - 120 |
| Cobalt | 0.100 | 0.103 | | mg/L | | 103 | 80 - 120 |
| Copper | 0.100 | 0.103 | | mg/L | | 103 | 80 - 120 |
| Lead | 0.100 | 0.106 | | mg/L | | 106 | 80 - 120 |
| Nickel | 0.100 | 0.107 | | mg/L | | 107 | 80 - 120 |
| Selenium | 0.100 | 0.103 | | mg/L | | 103 | 80 - 120 |
| Silver | 0.0100 | 0.0110 | | mg/L | | 110 | 80 - 120 |
| Thallium | 0.100 | 0.110 | | mg/L | | 110 | 80 - 120 |
| Vanadium | 0.100 | 0.102 | | mg/L | | 102 | 80 - 120 |
| Zinc | 0.100 | 0.106 | | mg/L | | 106 | 80 - 120 |

**Lab Sample ID: 705-55375-1 MS**
**Matrix: Water**
**Analysis Batch: 109719**

**Client Sample ID: WAN-GWA-1**
**Prep Type: Total Recoverable**
**Prep Batch: 109295**

| Analyte | Sample Result | Sample Qualifier | Spike Added | MS Result | MS Qualifier | Unit | D | %Rec | %Rec Limits |
|---|---|---|---|---|---|---|---|---|---|
| Antimony | <0.0025 | | 0.100 | 0.0991 | | mg/L | | 99 | 75 - 125 |
| Arsenic | <0.0013 | | 0.100 | 0.0937 | | mg/L | | 94 | 75 - 125 |
| Barium | 0.011 | | 0.100 | 0.112 | | mg/L | | 101 | 75 - 125 |
| Beryllium | <0.00015 | | 0.100 | 0.100 | | mg/L | | 100 | 75 - 125 |
| Cadmium | <0.00024 | | 0.100 | 0.0987 | | mg/L | | 99 | 75 - 125 |
| Chromium | <0.0037 | | 0.100 | 0.0984 | | mg/L | | 98 | 75 - 125 |
| Cobalt | <0.00041 | | 0.100 | 0.0996 | | mg/L | | 100 | 75 - 125 |

## Method: 6020B - Metals (ICP/MS) (Continued)

**Lab Sample ID: 705-55375-1 MS**
**Matrix: Water**
**Analysis Batch: 109719**

**Client Sample ID: WAN-GWA-1**
**Prep Type: Total Recoverable**
**Prep Batch: 109295**

| Analyte | Sample Result | Sample Qualifier | Spike Added | MS Result | MS Qualifier | Unit | D | %Rec | %Rec Limits |
|---|---|---|---|---|---|---|---|---|---|
| Copper | <0.00064 | | 0.100 | 0.104 | | mg/L | | 104 | 75 - 125 |
| Lead | <0.00086 | | 0.100 | 0.107 | | mg/L | | 107 | 75 - 125 |
| Nickel | 0.0010 | J | 0.100 | 0.100 | | mg/L | | 99 | 75 - 125 |
| Selenium | <0.0023 | | 0.100 | 0.102 | | mg/L | | 102 | 75 - 125 |
| Silver | <0.00017 | | 0.0100 | 0.0107 | | mg/L | | 107 | 75 - 125 |
| Thallium | <0.00019 | | 0.100 | 0.112 | | mg/L | | 112 | 75 - 125 |
| Vanadium | <0.0012 | | 0.100 | 0.0991 | | mg/L | | 99 | 75 - 125 |
| Zinc | <0.0089 | | 0.100 | 0.101 | | mg/L | | 101 | 75 - 125 |

**Lab Sample ID: 705-55375-1 MSD**
**Matrix: Water**
**Analysis Batch: 109719**

**Client Sample ID: WAN-GWA-1**
**Prep Type: Total Recoverable**
**Prep Batch: 109295**

| Analyte | Sample Result | Sample Qualifier | Spike Added | MSD Result | MSD Qualifier | Unit | D | %Rec | %Rec Limits | RPD | RPD Limit |
|---|---|---|---|---|---|---|---|---|---|---|---|
| Antimony | <0.0025 | | 0.100 | 0.103 | | mg/L | | 103 | 75 - 125 | 4 | 20 |
| Arsenic | <0.0013 | | 0.100 | 0.100 | | mg/L | | 100 | 75 - 125 | 7 | 20 |
| Barium | 0.011 | | 0.100 | 0.117 | | mg/L | | 106 | 75 - 125 | 4 | 20 |
| Beryllium | <0.00015 | | 0.100 | 0.105 | | mg/L | | 105 | 75 - 125 | 5 | 20 |
| Cadmium | <0.00024 | | 0.100 | 0.101 | | mg/L | | 101 | 75 - 125 | 3 | 20 |
| Chromium | <0.0037 | | 0.100 | 0.106 | | mg/L | | 106 | 75 - 125 | 8 | 20 |
| Cobalt | <0.00041 | | 0.100 | 0.110 | | mg/L | | 110 | 75 - 125 | 10 | 20 |
| Copper | <0.00064 | | 0.100 | 0.112 | | mg/L | | 112 | 75 - 125 | 7 | 20 |
| Lead | <0.00086 | | 0.100 | 0.111 | | mg/L | | 111 | 75 - 125 | 4 | 20 |
| Nickel | 0.0010 | J | 0.100 | 0.110 | | mg/L | | 109 | 75 - 125 | 9 | 20 |
| Selenium | <0.0023 | | 0.100 | 0.107 | | mg/L | | 107 | 75 - 125 | 5 | 20 |
| Silver | <0.00017 | | 0.0100 | 0.0109 | | mg/L | | 109 | 75 - 125 | 2 | 20 |
| Thallium | <0.00019 | | 0.100 | 0.114 | | mg/L | | 114 | 75 - 125 | 2 | 20 |
| Vanadium | <0.0012 | | 0.100 | 0.105 | | mg/L | | 105 | 75 - 125 | 6 | 20 |
| Zinc | <0.0089 | | 0.100 | 0.117 | | mg/L | | 117 | 75 - 125 | 14 | 20 |

**Lab Sample ID: MB 705-109826/1-A**
**Matrix: Water**
**Analysis Batch: 110577**

**Client Sample ID: Method Blank**
**Prep Type: Total Recoverable**
**Prep Batch: 109826**

| Analyte | MB Result | MB Qualifier | RL | MDL | Unit | D | Prepared | Analyzed | Dil Fac |
|---|---|---|---|---|---|---|---|---|---|
| Antimony | <0.0025 | | 0.0050 | 0.0025 | mg/L | | 01/23/26 16:37 | 01/28/26 03:29 | 1 |
| Arsenic | <0.0013 | | 0.0050 | 0.0013 | mg/L | | 01/23/26 16:37 | 01/28/26 03:29 | 1 |
| Barium | <0.00041 | | 0.010 | 0.00041 | mg/L | | 01/23/26 16:37 | 01/28/26 03:29 | 1 |
| Beryllium | <0.00015 | | 0.0010 | 0.00015 | mg/L | | 01/23/26 16:37 | 01/28/26 03:29 | 1 |
| Cadmium | <0.00024 | | 0.00070 | 0.00024 | mg/L | | 01/23/26 16:37 | 01/28/26 03:29 | 1 |
| Chromium | <0.0037 | | 0.0050 | 0.0037 | mg/L | | 01/23/26 16:37 | 01/28/26 03:29 | 1 |
| Cobalt | <0.00041 | | 0.0050 | 0.00041 | mg/L | | 01/23/26 16:37 | 01/28/26 03:29 | 1 |
| Copper | <0.00064 | | 0.0020 | 0.00064 | mg/L | | 01/23/26 16:37 | 01/28/26 03:29 | 1 |
| Lead | <0.00086 | | 0.0010 | 0.00086 | mg/L | | 01/23/26 16:37 | 01/28/26 03:29 | 1 |
| Nickel | <0.00042 | | 0.0050 | 0.00042 | mg/L | | 01/23/26 16:37 | 01/28/26 03:29 | 1 |
| Selenium | <0.0023 | | 0.0050 | 0.0023 | mg/L | | 01/23/26 16:37 | 01/28/26 03:29 | 1 |
| Silver | <0.00017 | | 0.0010 | 0.00017 | mg/L | | 01/23/26 16:37 | 01/28/26 03:29 | 1 |
| Thallium | <0.00019 | | 0.0010 | 0.00019 | mg/L | | 01/23/26 16:37 | 01/28/26 03:29 | 1 |
| Vanadium | <0.0012 | | 0.0050 | 0.0012 | mg/L | | 01/23/26 16:37 | 01/28/26 03:29 | 1 |

## Method: 6020B - Metals (ICP/MS) (Continued)

**Lab Sample ID: MB 705-109826/1-A**
**Matrix: Water**
**Analysis Batch: 110577**

**Client Sample ID: Method Blank**
**Prep Type: Total Recoverable**
**Prep Batch: 109826**

| Analyte | MB Result | MB Qualifier | RL | MDL | Unit | D | Prepared | Analyzed | Dil Fac |
|---|---|---|---|---|---|---|---|---|---|
| Zinc | <0.0089 | | 0.010 | 0.0089 | mg/L | | 01/23/26 16:37 | 01/28/26 03:29 | 1 |

**Lab Sample ID: LCS 705-109826/2-A**
**Matrix: Water**
**Analysis Batch: 110577**

**Client Sample ID: Lab Control Sample**
**Prep Type: Total Recoverable**
**Prep Batch: 109826**

| Analyte | Spike Added | LCS Result | LCS Qualifier | Unit | D | %Rec | %Rec Limits |
|---|---|---|---|---|---|---|---|
| Antimony | 0.100 | 0.102 | | mg/L | | 102 | 80 - 120 |
| Arsenic | 0.100 | 0.103 | | mg/L | | 103 | 80 - 120 |
| Barium | 0.100 | 0.0913 | | mg/L | | 91 | 80 - 120 |
| Beryllium | 0.100 | 0.0920 | | mg/L | | 92 | 80 - 120 |
| Cadmium | 0.100 | 0.0942 | | mg/L | | 94 | 80 - 120 |
| Chromium | 0.100 | 0.109 | | mg/L | | 109 | 80 - 120 |
| Cobalt | 0.100 | 0.108 | | mg/L | | 108 | 80 - 120 |
| Copper | 0.100 | 0.102 | | mg/L | | 102 | 80 - 120 |
| Lead | 0.100 | 0.102 | | mg/L | | 102 | 80 - 120 |
| Nickel | 0.100 | 0.114 | | mg/L | | 114 | 80 - 120 |
| Selenium | 0.100 | 0.101 | | mg/L | | 101 | 80 - 120 |
| Silver | 0.0100 | 0.0107 | | mg/L | | 107 | 80 - 120 |
| Thallium | 0.100 | 0.0996 | | mg/L | | 100 | 80 - 120 |
| Vanadium | 0.100 | 0.106 | | mg/L | | 106 | 80 - 120 |
| Zinc | 0.100 | 0.109 | | mg/L | | 109 | 80 - 120 |

**Lab Sample ID: 705-55666-1 MS**
**Matrix: Water**
**Analysis Batch: 110577**

**Client Sample ID: WAN-GWC-5**
**Prep Type: Total Recoverable**
**Prep Batch: 109826**

| Analyte | Sample Result | Sample Qualifier | Spike Added | MS Result | MS Qualifier | Unit | D | %Rec | %Rec Limits |
|---|---|---|---|---|---|---|---|---|---|
| Antimony | <0.0025 | | 0.100 | 0.104 | | mg/L | | 104 | 75 - 125 |
| Arsenic | <0.0013 | | 0.100 | 0.104 | | mg/L | | 104 | 75 - 125 |
| Barium | 0.025 | | 0.100 | 0.114 | | mg/L | | 89 | 75 - 125 |
| Beryllium | <0.00015 | | 0.100 | 0.0855 | | mg/L | | 86 | 75 - 125 |
| Cadmium | <0.00024 | | 0.100 | 0.0910 | | mg/L | | 91 | 75 - 125 |
| Chromium | <0.0037 | | 0.100 | 0.109 | | mg/L | | 109 | 75 - 125 |
| Cobalt | 0.0024 | J | 0.100 | 0.108 | | mg/L | | 105 | 75 - 125 |
| Copper | 0.00093 | J | 0.100 | 0.103 | | mg/L | | 102 | 75 - 125 |
| Lead | <0.00086 | | 0.100 | 0.101 | | mg/L | | 101 | 75 - 125 |
| Nickel | 0.0043 | J | 0.100 | 0.109 | | mg/L | | 105 | 75 - 125 |
| Selenium | <0.0023 | | 0.100 | 0.103 | | mg/L | | 103 | 75 - 125 |
| Silver | <0.00017 | | 0.0100 | 0.0108 | | mg/L | | 108 | 75 - 125 |
| Thallium | <0.00019 | | 0.100 | 0.0989 | | mg/L | | 99 | 75 - 125 |
| Vanadium | 0.0036 | J | 0.100 | 0.110 | | mg/L | | 106 | 75 - 125 |
| Zinc | <0.0089 | | 0.100 | 0.107 | | mg/L | | 107 | 75 - 125 |

## Method: 6020B - Metals (ICP/MS) (Continued)

**Lab Sample ID: 705-55666-1 MSD**
**Matrix: Water**
**Analysis Batch: 110577**

**Client Sample ID: WAN-GWC-5**
**Prep Type: Total Recoverable**
**Prep Batch: 109826**

| Analyte | Sample Result | Sample Qualifier | Spike Added | MSD Result | MSD Qualifier | Unit | D | %Rec | %Rec Limits | RPD | RPD Limit |
|---|---|---|---|---|---|---|---|---|---|---|---|
| Antimony | <0.0025 | | 0.100 | 0.105 | | mg/L | | 105 | 75 - 125 | 1 | 20 |
| Arsenic | <0.0013 | | 0.100 | 0.0979 | | mg/L | | 98 | 75 - 125 | 6 | 20 |
| Barium | 0.025 | | 0.100 | 0.115 | | mg/L | | 90 | 75 - 125 | 1 | 20 |
| Beryllium | <0.00015 | | 0.100 | 0.0863 | | mg/L | | 86 | 75 - 125 | 1 | 20 |
| Cadmium | <0.00024 | | 0.100 | 0.0908 | | mg/L | | 91 | 75 - 125 | 0 | 20 |
| Chromium | <0.0037 | | 0.100 | 0.104 | | mg/L | | 104 | 75 - 125 | 5 | 20 |
| Cobalt | 0.0024 | J | 0.100 | 0.102 | | mg/L | | 99 | 75 - 125 | 6 | 20 |
| Copper | 0.00093 | J | 0.100 | 0.102 | | mg/L | | 101 | 75 - 125 | 1 | 20 |
| Lead | <0.00086 | | 0.100 | 0.102 | | mg/L | | 102 | 75 - 125 | 1 | 20 |
| Nickel | 0.0043 | J | 0.100 | 0.102 | | mg/L | | 98 | 75 - 125 | 7 | 20 |
| Selenium | <0.0023 | | 0.100 | 0.0888 | | mg/L | | 89 | 75 - 125 | 15 | 20 |
| Silver | <0.00017 | | 0.0100 | 0.0110 | | mg/L | | 110 | 75 - 125 | 2 | 20 |
| Thallium | <0.00019 | | 0.100 | 0.101 | | mg/L | | 101 | 75 - 125 | 2 | 20 |
| Vanadium | 0.0036 | J | 0.100 | 0.104 | | mg/L | | 100 | 75 - 125 | 5 | 20 |
| Zinc | <0.0089 | | 0.100 | 0.0992 | | mg/L | | 99 | 75 - 125 | 7 | 20 |

**Lab Sample ID: MB 705-110012/1-A**
**Matrix: Water**
**Analysis Batch: 110576**

**Client Sample ID: Method Blank**
**Prep Type: Total Recoverable**
**Prep Batch: 110012**

| Analyte | MB Result | MB Qualifier | RL | MDL | Unit | D | Prepared | Analyzed | Dil Fac |
|---|---|---|---|---|---|---|---|---|---|
| Antimony | <0.0025 | | 0.0050 | 0.0025 | mg/L | | 01/26/26 11:54 | 01/28/26 01:22 | 1 |
| Arsenic | <0.0013 | | 0.0050 | 0.0013 | mg/L | | 01/26/26 11:54 | 01/28/26 01:22 | 1 |
| Barium | <0.00041 | | 0.010 | 0.00041 | mg/L | | 01/26/26 11:54 | 01/28/26 01:22 | 1 |
| Beryllium | <0.00015 | | 0.0010 | 0.00015 | mg/L | | 01/26/26 11:54 | 01/28/26 01:22 | 1 |
| Cadmium | <0.00024 | | 0.00070 | 0.00024 | mg/L | | 01/26/26 11:54 | 01/28/26 01:22 | 1 |
| Chromium | <0.0037 | | 0.0050 | 0.0037 | mg/L | | 01/26/26 11:54 | 01/28/26 01:22 | 1 |
| Cobalt | <0.00041 | | 0.0050 | 0.00041 | mg/L | | 01/26/26 11:54 | 01/28/26 01:22 | 1 |
| Copper | <0.00064 | | 0.0020 | 0.00064 | mg/L | | 01/26/26 11:54 | 01/28/26 01:22 | 1 |
| Lead | <0.00086 | | 0.0010 | 0.00086 | mg/L | | 01/26/26 11:54 | 01/28/26 01:22 | 1 |
| Nickel | <0.00042 | | 0.0050 | 0.00042 | mg/L | | 01/26/26 11:54 | 01/28/26 01:22 | 1 |
| Selenium | <0.0023 | | 0.0050 | 0.0023 | mg/L | | 01/26/26 11:54 | 01/28/26 01:22 | 1 |
| Silver | <0.00017 | | 0.0010 | 0.00017 | mg/L | | 01/26/26 11:54 | 01/28/26 01:22 | 1 |
| Thallium | <0.00019 | | 0.0010 | 0.00019 | mg/L | | 01/26/26 11:54 | 01/28/26 01:22 | 1 |
| Vanadium | <0.0012 | | 0.0050 | 0.0012 | mg/L | | 01/26/26 11:54 | 01/28/26 01:22 | 1 |
| Zinc | <0.0089 | | 0.010 | 0.0089 | mg/L | | 01/26/26 11:54 | 01/28/26 01:22 | 1 |

**Lab Sample ID: LCS 705-110012/2-A**
**Matrix: Water**
**Analysis Batch: 110576**

**Client Sample ID: Lab Control Sample**
**Prep Type: Total Recoverable**
**Prep Batch: 110012**

| Analyte | Spike Added | LCS Result | LCS Qualifier | Unit | D | %Rec | %Rec Limits |
|---|---|---|---|---|---|---|---|
| Antimony | 0.100 | 0.102 | | mg/L | | 102 | 80 - 120 |
| Arsenic | 0.100 | 0.101 | | mg/L | | 101 | 80 - 120 |
| Barium | 0.100 | 0.0954 | | mg/L | | 95 | 80 - 120 |
| Beryllium | 0.100 | 0.0961 | | mg/L | | 96 | 80 - 120 |
| Cadmium | 0.100 | 0.0945 | | mg/L | | 94 | 80 - 120 |
| Chromium | 0.100 | 0.105 | | mg/L | | 105 | 80 - 120 |
| Cobalt | 0.100 | 0.106 | | mg/L | | 106 | 80 - 120 |

## Method: 6020B - Metals (ICP/MS) (Continued)

**Lab Sample ID: LCS 705-110012/2-A**
**Matrix: Water**
**Analysis Batch: 110576**

**Client Sample ID: Lab Control Sample**
**Prep Type: Total Recoverable**
**Prep Batch: 110012**

| Analyte | Spike Added | LCS Result | LCS Qualifier | Unit | D | %Rec | %Rec Limits |
|---|---|---|---|---|---|---|---|
| Copper | 0.100 | 0.100 | | mg/L | | 100 | 80 - 120 |
| Lead | 0.100 | 0.104 | | mg/L | | 104 | 80 - 120 |
| Nickel | 0.100 | 0.107 | | mg/L | | 107 | 80 - 120 |
| Selenium | 0.100 | 0.100 | | mg/L | | 100 | 80 - 120 |
| Silver | 0.0100 | 0.0108 | | mg/L | | 108 | 80 - 120 |
| Thallium | 0.100 | 0.102 | | mg/L | | 102 | 80 - 120 |
| Vanadium | 0.100 | 0.104 | | mg/L | | 104 | 80 - 120 |
| Zinc | 0.100 | 0.102 | | mg/L | | 102 | 80 - 120 |

**Lab Sample ID: 705-55752-G-5-B MS**
**Matrix: Water**
**Analysis Batch: 110576**

**Client Sample ID: Matrix Spike**
**Prep Type: Total Recoverable**
**Prep Batch: 110012**

| Analyte | Sample Result | Sample Qualifier | Spike Added | MS Result | MS Qualifier | Unit | D | %Rec | %Rec Limits |
|---|---|---|---|---|---|---|---|---|---|
| Antimony | <0.0025 | | 0.100 | 0.0999 | | mg/L | | 100 | 75 - 125 |
| Arsenic | <0.0013 | | 0.100 | 0.0998 | | mg/L | | 100 | 75 - 125 |
| Barium | 0.0016 | J | 0.100 | 0.0951 | | mg/L | | 93 | 75 - 125 |
| Beryllium | <0.00015 | | 0.100 | 0.0928 | | mg/L | | 93 | 75 - 125 |
| Cadmium | <0.00024 | | 0.100 | 0.0928 | | mg/L | | 93 | 75 - 125 |
| Chromium | <0.0037 | | 0.100 | 0.103 | | mg/L | | 103 | 75 - 125 |
| Cobalt | <0.00041 | | 0.100 | 0.103 | | mg/L | | 103 | 75 - 125 |
| Copper | 0.020 | | 0.100 | 0.100 | | mg/L | | 80 | 75 - 125 |
| Lead | <0.00086 | | 0.100 | 0.102 | | mg/L | | 102 | 75 - 125 |
| Nickel | <0.00042 | | 0.100 | 0.103 | | mg/L | | 103 | 75 - 125 |
| Selenium | <0.0023 | | 0.100 | 0.0964 | | mg/L | | 96 | 75 - 125 |
| Silver | <0.00017 | | 0.0100 | 0.0105 | | mg/L | | 105 | 75 - 125 |
| Thallium | <0.00019 | | 0.100 | 0.0988 | | mg/L | | 99 | 75 - 125 |
| Vanadium | 0.0012 | J | 0.100 | 0.103 | | mg/L | | 102 | 75 - 125 |
| Zinc | <0.0089 | | 0.100 | 0.102 | | mg/L | | 102 | 75 - 125 |

**Lab Sample ID: 705-55752-G-5-C MSD**
**Matrix: Water**
**Analysis Batch: 110576**

**Client Sample ID: Matrix Spike Duplicate**
**Prep Type: Total Recoverable**
**Prep Batch: 110012**

| Analyte | Sample Result | Sample Qualifier | Spike Added | MSD Result | MSD Qualifier | Unit | D | %Rec | %Rec Limits | RPD | RPD Limit |
|---|---|---|---|---|---|---|---|---|---|---|---|
| Antimony | <0.0025 | | 0.100 | 0.102 | | mg/L | | 102 | 75 - 125 | 2 | 20 |
| Arsenic | <0.0013 | | 0.100 | 0.107 | | mg/L | | 107 | 75 - 125 | 7 | 20 |
| Barium | 0.0016 | J | 0.100 | 0.0935 | | mg/L | | 92 | 75 - 125 | 2 | 20 |
| Beryllium | <0.00015 | | 0.100 | 0.0944 | | mg/L | | 94 | 75 - 125 | 2 | 20 |
| Cadmium | <0.00024 | | 0.100 | 0.0952 | | mg/L | | 95 | 75 - 125 | 3 | 20 |
| Chromium | <0.0037 | | 0.100 | 0.110 | | mg/L | | 110 | 75 - 125 | 7 | 20 |
| Cobalt | <0.00041 | | 0.100 | 0.112 | | mg/L | | 112 | 75 - 125 | 8 | 20 |
| Copper | 0.020 | | 0.100 | 0.102 | | mg/L | | 82 | 75 - 125 | 2 | 20 |
| Lead | <0.00086 | | 0.100 | 0.103 | | mg/L | | 103 | 75 - 125 | 1 | 20 |
| Nickel | <0.00042 | | 0.100 | 0.114 | | mg/L | | 114 | 75 - 125 | 10 | 20 |
| Selenium | <0.0023 | | 0.100 | 0.107 | | mg/L | | 107 | 75 - 125 | 10 | 20 |
| Silver | <0.00017 | | 0.0100 | 0.0106 | | mg/L | | 106 | 75 - 125 | 1 | 20 |
| Thallium | <0.00019 | | 0.100 | 0.101 | | mg/L | | 101 | 75 - 125 | 2 | 20 |
| Vanadium | 0.0012 | J | 0.100 | 0.111 | | mg/L | | 110 | 75 - 125 | 7 | 20 |

## Method: 6020B - Metals (ICP/MS) (Continued)

**Lab Sample ID: 705-55752-G-5-C MSD** — **Client Sample ID: Matrix Spike Duplicate**
**Matrix: Water** — **Prep Type: Total Recoverable**
**Analysis Batch: 110576** — **Prep Batch: 110012**

| Analyte | Sample Result | Sample Qualifier | Spike Added | MSD Result | MSD Qualifier | Unit | D | %Rec | %Rec Limits | RPD | RPD Limit |
|---|---|---|---|---|---|---|---|---|---|---|---|
| Zinc | <0.0089 | | 0.100 | 0.108 | | mg/L | | 108 | 75 - 125 | 6 | 20 |

## Method: 7470A - Mercury (CVAA)

**Lab Sample ID: MB 705-110531/1-A** — **Client Sample ID: Method Blank**
**Matrix: Water** — **Prep Type: Total/NA**
**Analysis Batch: 110710** — **Prep Batch: 110531**

| Analyte | MB Result | MB Qualifier | RL | MDL | Unit | D | Prepared | Analyzed | Dil Fac |
|---|---|---|---|---|---|---|---|---|---|
| Mercury | <0.00017 | | 0.00020 | 0.00017 | mg/L | | 01/28/26 17:30 | 01/28/26 23:02 | 1 |

**Lab Sample ID: LCS 705-110531/2-A** — **Client Sample ID: Lab Control Sample**
**Matrix: Water** — **Prep Type: Total/NA**
**Analysis Batch: 110710** — **Prep Batch: 110531**

| Analyte | Spike Added | LCS Result | LCS Qualifier | Unit | D | %Rec | %Rec Limits |
|---|---|---|---|---|---|---|---|
| Mercury | 0.00400 | 0.00403 | | mg/L | | 101 | 80 - 120 |

**Lab Sample ID: 705-55375-1 MS** — **Client Sample ID: WAN-GWA-1**
**Matrix: Water** — **Prep Type: Total/NA**
**Analysis Batch: 110710** — **Prep Batch: 110531**

| Analyte | Sample Result | Sample Qualifier | Spike Added | MS Result | MS Qualifier | Unit | D | %Rec | %Rec Limits |
|---|---|---|---|---|---|---|---|---|---|
| Mercury | <0.00017 | | 0.00400 | 0.00366 | | mg/L | | 91 | 75 - 125 |

**Lab Sample ID: 705-55375-1 MSD** — **Client Sample ID: WAN-GWA-1**
**Matrix: Water** — **Prep Type: Total/NA**
**Analysis Batch: 110710** — **Prep Batch: 110531**

| Analyte | Sample Result | Sample Qualifier | Spike Added | MSD Result | MSD Qualifier | Unit | D | %Rec | %Rec Limits | RPD | RPD Limit |
|---|---|---|---|---|---|---|---|---|---|---|---|
| Mercury | <0.00017 | | 0.00400 | 0.00408 | | mg/L | | 102 | 75 - 125 | 11 | 20 |

**Lab Sample ID: MB 705-111478/1-A** — **Client Sample ID: Method Blank**
**Matrix: Water** — **Prep Type: Total/NA**
**Analysis Batch: 111754** — **Prep Batch: 111478**

| Analyte | MB Result | MB Qualifier | RL | MDL | Unit | D | Prepared | Analyzed | Dil Fac |
|---|---|---|---|---|---|---|---|---|---|
| Mercury | <0.00017 | | 0.00020 | 0.00017 | mg/L | | 02/03/26 08:47 | 02/03/26 12:16 | 1 |

**Lab Sample ID: LCS 705-111478/2-A** — **Client Sample ID: Lab Control Sample**
**Matrix: Water** — **Prep Type: Total/NA**
**Analysis Batch: 111754** — **Prep Batch: 111478**

| Analyte | Spike Added | LCS Result | LCS Qualifier | Unit | D | %Rec | %Rec Limits |
|---|---|---|---|---|---|---|---|
| Mercury | 0.00400 | 0.00444 | | mg/L | | 111 | 80 - 120 |

## Method: 7470A - Mercury (CVAA) (Continued)

**Lab Sample ID: 705-55821-A-1-F MS** — **Client Sample ID: Matrix Spike**
**Matrix: Water** — **Prep Type: Total/NA**
**Analysis Batch: 111754** — **Prep Batch: 111478**

| Analyte | Sample Result | Sample Qualifier | Spike Added | MS Result | MS Qualifier | Unit | D | %Rec | %Rec Limits | | |
|---|---|---|---|---|---|---|---|---|---|---|---|
| Mercury | <0.00017 | | 0.00400 | 0.00461 | | mg/L | | 115 | 75 - 125 | | |

**Lab Sample ID: 705-55821-A-1-G MSD** — **Client Sample ID: Matrix Spike Duplicate**
**Matrix: Water** — **Prep Type: Total/NA**
**Analysis Batch: 111754** — **Prep Batch: 111478**

| Analyte | Sample Result | Sample Qualifier | Spike Added | MSD Result | MSD Qualifier | Unit | D | %Rec | %Rec Limits | RPD | RPD Limit |
|---|---|---|---|---|---|---|---|---|---|---|---|
| Mercury | <0.00017 | | 0.00400 | 0.00470 | | mg/L | | 118 | 75 - 125 | 2 | 20 |

**Lab Sample ID: MB 705-111502/1-A** — **Client Sample ID: Method Blank**
**Matrix: Water** — **Prep Type: Total/NA**
**Analysis Batch: 111731** — **Prep Batch: 111502**

| Analyte | MB Result | MB Qualifier | RL | MDL | Unit | D | Prepared | Analyzed | Dil Fac |
|---|---|---|---|---|---|---|---|---|---|
| Mercury | <0.00017 | | 0.00020 | 0.00017 | mg/L | | 02/03/26 08:55 | 02/03/26 13:57 | 1 |

**Lab Sample ID: LCS 705-111502/2-A** — **Client Sample ID: Lab Control Sample**
**Matrix: Water** — **Prep Type: Total/NA**
**Analysis Batch: 111731** — **Prep Batch: 111502**

| Analyte | Spike Added | LCS Result | LCS Qualifier | Unit | D | %Rec | %Rec Limits |
|---|---|---|---|---|---|---|---|
| Mercury | 0.00400 | 0.00418 | | mg/L | | 104 | 80 - 120 |

**Lab Sample ID: 705-55666-1 MS** — **Client Sample ID: WAN-GWC-5**
**Matrix: Water** — **Prep Type: Total/NA**
**Analysis Batch: 111731** — **Prep Batch: 111502**

| Analyte | Sample Result | Sample Qualifier | Spike Added | MS Result | MS Qualifier | Unit | D | %Rec | %Rec Limits | | |
|---|---|---|---|---|---|---|---|---|---|---|---|
| Mercury | <0.00017 | | 0.00400 | 0.00430 | | mg/L | | 107 | 75 - 125 | | |

**Lab Sample ID: 705-55666-1 MSD** — **Client Sample ID: WAN-GWC-5**
**Matrix: Water** — **Prep Type: Total/NA**
**Analysis Batch: 111731** — **Prep Batch: 111502**

| Analyte | Sample Result | Sample Qualifier | Spike Added | MSD Result | MSD Qualifier | Unit | D | %Rec | %Rec Limits | RPD | RPD Limit |
|---|---|---|---|---|---|---|---|---|---|---|---|
| Mercury | <0.00017 | | 0.00400 | 0.00416 | | mg/L | | 104 | 75 - 125 | 3 | 20 |

**Lab Sample ID: MB 705-113100/1-A** — **Client Sample ID: Method Blank**
**Matrix: Water** — **Prep Type: Total/NA**
**Analysis Batch: 113347** — **Prep Batch: 113100**

| Analyte | MB Result | MB Qualifier | RL | MDL | Unit | D | Prepared | Analyzed | Dil Fac |
|---|---|---|---|---|---|---|---|---|---|
| Mercury | <0.00017 | | 0.00020 | 0.00017 | mg/L | | 02/10/26 14:34 | 02/10/26 19:04 | 1 |

**Lab Sample ID: LCS 705-113100/2-A** — **Client Sample ID: Lab Control Sample**
**Matrix: Water** — **Prep Type: Total/NA**
**Analysis Batch: 113347** — **Prep Batch: 113100**

| Analyte | Spike Added | LCS Result | LCS Qualifier | Unit | D | %Rec | %Rec Limits |
|---|---|---|---|---|---|---|---|
| Mercury | 0.00400 | 0.00420 | | mg/L | | 105 | 80 - 120 |

# QC Sample Results

Client: Southern Company
Project/Site: Plant Wansley Landfill

Job ID: 705-55375-1

## Method: 7470A - Mercury (CVAA)

**Lab Sample ID: 705-55666-16 MS** — **Client Sample ID: WAN-LF-FB-11**
**Matrix: Water** — **Prep Type: Total/NA**
**Analysis Batch: 113347** — **Prep Batch: 113100**

| Analyte | Sample Result | Sample Qualifier | Spike Added | MS Result | MS Qualifier | Unit | D | %Rec | %Rec Limits |
|---|---|---|---|---|---|---|---|---|---|
| Mercury | <0.00017 | | 0.00400 | 0.00301 | | mg/L | | 75 | 75 - 125 |

**Lab Sample ID: 705-55666-16 MSD** — **Client Sample ID: WAN-LF-FB-11**
**Matrix: Water** — **Prep Type: Total/NA**
**Analysis Batch: 113347** — **Prep Batch: 113100**

| Analyte | Sample Result | Sample Qualifier | Spike Added | MSD Result | MSD Qualifier | Unit | D | %Rec | %Rec Limits | RPD | RPD Limit |
|---|---|---|---|---|---|---|---|---|---|---|---|
| Mercury | <0.00017 | | 0.00400 | 0.00316 | | mg/L | | 79 | 75 - 125 | 5 | 20 |

**Lab Sample ID: MB 705-115201/1-A** — **Client Sample ID: Method Blank**
**Matrix: Water** — **Prep Type: Total/NA**
**Analysis Batch: 115399** — **Prep Batch: 115201**

| Analyte | MB Result | MB Qualifier | RL | MDL | Unit | D | Prepared | Analyzed | Dil Fac |
|---|---|---|---|---|---|---|---|---|---|
| Mercury | <0.00017 | | 0.00020 | 0.00017 | mg/L | | 02/19/26 09:12 | 02/19/26 15:49 | 1 |

**Lab Sample ID: LCS 705-115201/2-A** — **Client Sample ID: Lab Control Sample**
**Matrix: Water** — **Prep Type: Total/NA**
**Analysis Batch: 115399** — **Prep Batch: 115201**

| Analyte | Spike Added | LCS Result | LCS Qualifier | Unit | D | %Rec | %Rec Limits |
|---|---|---|---|---|---|---|---|
| Mercury | 0.00400 | 0.00377 | | mg/L | | 94 | 80 - 120 |

**Lab Sample ID: 705-55740-3 MS** — **Client Sample ID: WAN-GWC-9**
**Matrix: Water** — **Prep Type: Total/NA**
**Analysis Batch: 115399** — **Prep Batch: 115201**

| Analyte | Sample Result | Sample Qualifier | Spike Added | MS Result | MS Qualifier | Unit | D | %Rec | %Rec Limits |
|---|---|---|---|---|---|---|---|---|---|
| Mercury | <0.00017 | | 0.00400 | 0.00383 | | mg/L | | 96 | 75 - 125 |

**Lab Sample ID: 705-55740-3 MSD** — **Client Sample ID: WAN-GWC-9**
**Matrix: Water** — **Prep Type: Total/NA**
**Analysis Batch: 115399** — **Prep Batch: 115201**

| Analyte | Sample Result | Sample Qualifier | Spike Added | MSD Result | MSD Qualifier | Unit | D | %Rec | %Rec Limits | RPD | RPD Limit |
|---|---|---|---|---|---|---|---|---|---|---|---|
| Mercury | <0.00017 | | 0.00400 | 0.00390 | | mg/L | | 98 | 75 - 125 | 2 | 20 |

## Method: 2540C - 2015 - Total Dissolved Solids (Dried at 180 °C)

**Lab Sample ID: MB 705-109764/1** — **Client Sample ID: Method Blank**
**Matrix: Water** — **Prep Type: Total/NA**
**Analysis Batch: 109764**

| Analyte | MB Result | MB Qualifier | RL | MDL | Unit | D | Prepared | Analyzed | Dil Fac |
|---|---|---|---|---|---|---|---|---|---|
| Total Dissolved Solids | <10 | | 10 | 10 | mg/L | | | 01/23/26 12:30 | 1 |

## Method: 2540C - 2015 - Total Dissolved Solids (Dried at 180 °C) (Continued)

**Lab Sample ID: LCS 705-109764/2** — **Client Sample ID: Lab Control Sample**
**Matrix: Water** — **Prep Type: Total/NA**
**Analysis Batch: 109764**

| Analyte | | | Spike Added | LCS Result | LCS Qualifier | Unit | D | %Rec | %Rec Limits | | |
|---|---|---|---|---|---|---|---|---|---|---|---|
| Total Dissolved Solids | | | 996 | 996 | | mg/L | | 100 | 80 - 120 | | |

**Lab Sample ID: 705-55408-C-1 DU** — **Client Sample ID: Duplicate**
**Matrix: Water** — **Prep Type: Total/NA**
**Analysis Batch: 109764**

| Analyte | Sample Result | Sample Qualifier | | DU Result | DU Qualifier | Unit | D | | | RPD | RPD Limit |
|---|---|---|---|---|---|---|---|---|---|---|---|
| Total Dissolved Solids | 2000 | | | 2020 | | mg/L | | | | 2 | 10 |

**Lab Sample ID: MB 705-110074/1** — **Client Sample ID: Method Blank**
**Matrix: Water** — **Prep Type: Total/NA**
**Analysis Batch: 110074**

| Analyte | MB Result | MB Qualifier | RL | MDL | Unit | D | Prepared | Analyzed | Dil Fac |
|---|---|---|---|---|---|---|---|---|---|
| Total Dissolved Solids | <10 | | 10 | 10 | mg/L | | | 01/26/26 13:23 | 1 |

**Lab Sample ID: LCS 705-110074/23** — **Client Sample ID: Lab Control Sample**
**Matrix: Water** — **Prep Type: Total/NA**
**Analysis Batch: 110074**

| Analyte | | | Spike Added | LCS Result | LCS Qualifier | Unit | D | %Rec | %Rec Limits | | |
|---|---|---|---|---|---|---|---|---|---|---|---|
| Total Dissolved Solids | | | 996 | 1000 | | mg/L | | 101 | 80 - 120 | | |

**Lab Sample ID: 705-55755-F-15 DU** — **Client Sample ID: Duplicate**
**Matrix: Water** — **Prep Type: Total/NA**
**Analysis Batch: 110074**

| Analyte | Sample Result | Sample Qualifier | | DU Result | DU Qualifier | Unit | D | | | RPD | RPD Limit |
|---|---|---|---|---|---|---|---|---|---|---|---|
| Total Dissolved Solids | 28 | | | 26.0 | | mg/L | | | | 7 | 10 |

**Lab Sample ID: MB 705-110562/1** — **Client Sample ID: Method Blank**
**Matrix: Water** — **Prep Type: Total/NA**
**Analysis Batch: 110562**

| Analyte | MB Result | MB Qualifier | RL | MDL | Unit | D | Prepared | Analyzed | Dil Fac |
|---|---|---|---|---|---|---|---|---|---|
| Total Dissolved Solids | <10 | | 10 | 10 | mg/L | | | 01/28/26 15:00 | 1 |

**Lab Sample ID: LCS 705-110562/2** — **Client Sample ID: Lab Control Sample**
**Matrix: Water** — **Prep Type: Total/NA**
**Analysis Batch: 110562**

| Analyte | | | Spike Added | LCS Result | LCS Qualifier | Unit | D | %Rec | %Rec Limits | | |
|---|---|---|---|---|---|---|---|---|---|---|---|
| Total Dissolved Solids | | | 996 | 896 | | mg/L | | 90 | 80 - 120 | | |

**Lab Sample ID: 705-55755-F-7 DU** — **Client Sample ID: Duplicate**
**Matrix: Water** — **Prep Type: Total/NA**
**Analysis Batch: 110562**

| Analyte | Sample Result | Sample Qualifier | | DU Result | DU Qualifier | Unit | D | | | RPD | RPD Limit |
|---|---|---|---|---|---|---|---|---|---|---|---|
| Total Dissolved Solids | 430 | | | 461 | | mg/L | | | | 7 | 10 |

# QC Sample Results

Client: Southern Company
Project/Site: Plant Wansley Landfill

Job ID: 705-55375-1

## Method: 2540C - 2015 - Total Dissolved Solids (Dried at 180 °C)

**Lab Sample ID: MB 705-110623/1** — **Client Sample ID: Method Blank**
**Matrix: Water** — **Prep Type: Total/NA**
**Analysis Batch: 110623**

| Analyte | MB Result | MB Qualifier | RL | MDL | Unit | D | Prepared | Analyzed | Dil Fac |
|---|---|---|---|---|---|---|---|---|---|
| Total Dissolved Solids | <10 | | 10 | 10 | mg/L | | | 01/28/26 16:45 | 1 |

**Lab Sample ID: LCS 705-110623/2** — **Client Sample ID: Lab Control Sample**
**Matrix: Water** — **Prep Type: Total/NA**
**Analysis Batch: 110623**

| Analyte | Spike Added | LCS Result | LCS Qualifier | Unit | D | %Rec | %Rec Limits |
|---|---|---|---|---|---|---|---|
| Total Dissolved Solids | 996 | 1150 | | mg/L | | 115 | 80 - 120 |

**Lab Sample ID: 705-55755-F-8 DU** — **Client Sample ID: Duplicate**
**Matrix: Water** — **Prep Type: Total/NA**
**Analysis Batch: 110623**

| Analyte | Sample Result | Sample Qualifier | DU Result | DU Qualifier | Unit | D | RPD | RPD Limit |
|---|---|---|---|---|---|---|---|---|
| Total Dissolved Solids | 430 | | 421 | | mg/L | | 2 | 10 |

**Lab Sample ID: MB 705-110841/1** — **Client Sample ID: Method Blank**
**Matrix: Water** — **Prep Type: Total/NA**
**Analysis Batch: 110841**

| Analyte | MB Result | MB Qualifier | RL | MDL | Unit | D | Prepared | Analyzed | Dil Fac |
|---|---|---|---|---|---|---|---|---|---|
| Total Dissolved Solids | <10 | | 10 | 10 | mg/L | | | 01/29/26 12:42 | 1 |

**Lab Sample ID: LCS 705-110841/2** — **Client Sample ID: Lab Control Sample**
**Matrix: Water** — **Prep Type: Total/NA**
**Analysis Batch: 110841**

| Analyte | Spike Added | LCS Result | LCS Qualifier | Unit | D | %Rec | %Rec Limits |
|---|---|---|---|---|---|---|---|
| Total Dissolved Solids | 996 | 1000 | | mg/L | | 101 | 80 - 120 |

**Lab Sample ID: 705-55740-1 DU** — **Client Sample ID: WAN-GWC-7**
**Matrix: Water** — **Prep Type: Total/NA**
**Analysis Batch: 110841**

| Analyte | Sample Result | Sample Qualifier | DU Result | DU Qualifier | Unit | D | RPD | RPD Limit |
|---|---|---|---|---|---|---|---|---|
| Total Dissolved Solids | 350 | | 352 | | mg/L | | 0.6 | 10 |

# Lab Chronicle

Client: Southern Company
Project/Site: Plant Wansley Landfill

Job ID: 705-55375-1

## Client Sample ID: WAN-GWA-1

**Lab Sample ID: 705-55375-1**
**Date Collected: 01/20/26 12:21**
**Matrix: Water**
**Date Received: 01/21/26 14:50**

| Prep Type | Batch Type | Batch Method | Run | Dilution Factor | Batch Number | Analyst | Lab | Prepared or Analyzed |
|---|---|---|---|---|---|---|---|---|
| Total/NA | Analysis | 300.0 | | 1 | 109120 | MS | EET ATL | 01/22/26 00:33 |
| Total/NA | Prep | 3010A | | | 109378 | TR | EET ATL | 01/22/26 10:35 |
| Total/NA | Analysis | 6010D | | 1 | 109734 | DS | EET ATL | 01/23/26 09:24 |
| Total Recoverable | Prep | 3005A | | | 109295 | TR | EET ATL | 01/22/26 09:48 |
| Total Recoverable | Analysis | 6020B | | 1 | 109719 | IF | EET ATL | 01/23/26 00:14 |
| Total/NA | Prep | 7470A | | | 110531 | TR | EET ATL | 01/28/26 17:30 |
| Total/NA | Analysis | 7470A | | 1 | 110710 | GR | EET ATL | 01/28/26 23:09 |
| Total/NA | Analysis | 2540C - 2015 | | 1 | 109764 | NN | EET ATL | 01/23/26 12:30 |

## Client Sample ID: WAN-GWA-2

**Lab Sample ID: 705-55375-2**
**Date Collected: 01/20/26 12:20**
**Matrix: Water**
**Date Received: 01/21/26 14:50**

| Prep Type | Batch Type | Batch Method | Run | Dilution Factor | Batch Number | Analyst | Lab | Prepared or Analyzed |
|---|---|---|---|---|---|---|---|---|
| Total/NA | Analysis | 300.0 | | 1 | 109120 | MS | EET ATL | 01/22/26 00:44 |
| Total/NA | Prep | 3010A | | | 109378 | TR | EET ATL | 01/22/26 10:35 |
| Total/NA | Analysis | 6010D | | 1 | 109734 | DS | EET ATL | 01/23/26 09:04 |
| Total Recoverable | Prep | 3005A | | | 109295 | TR | EET ATL | 01/22/26 09:48 |
| Total Recoverable | Analysis | 6020B | | 1 | 109719 | IF | EET ATL | 01/23/26 00:25 |
| Total/NA | Prep | 7470A | | | 110531 | TR | EET ATL | 01/28/26 17:30 |
| Total/NA | Analysis | 7470A | | 1 | 110710 | GR | EET ATL | 01/28/26 23:20 |
| Total/NA | Analysis | 2540C - 2015 | | 1 | 109764 | NN | EET ATL | 01/23/26 12:30 |

## Client Sample ID: WAN-GWA-4

**Lab Sample ID: 705-55375-3**
**Date Collected: 01/20/26 13:45**
**Matrix: Water**
**Date Received: 01/21/26 14:50**

| Prep Type | Batch Type | Batch Method | Run | Dilution Factor | Batch Number | Analyst | Lab | Prepared or Analyzed |
|---|---|---|---|---|---|---|---|---|
| Total/NA | Analysis | 300.0 | | 1 | 109120 | MS | EET ATL | 01/22/26 00:56 |
| Total/NA | Prep | 3010A | | | 109378 | TR | EET ATL | 01/22/26 10:35 |
| Total/NA | Analysis | 6010D | | 1 | 109734 | DS | EET ATL | 01/23/26 09:27 |
| Total Recoverable | Prep | 3005A | | | 109295 | TR | EET ATL | 01/22/26 09:48 |
| Total Recoverable | Analysis | 6020B | | 1 | 109719 | IF | EET ATL | 01/23/26 00:27 |
| Total/NA | Prep | 7470A | | | 110531 | TR | EET ATL | 01/28/26 17:30 |
| Total/NA | Analysis | 7470A | | 1 | 110710 | GR | EET ATL | 01/28/26 23:23 |
| Total/NA | Analysis | 2540C - 2015 | | 1 | 109764 | NN | EET ATL | 01/23/26 12:30 |

## Client Sample ID: WAN-GWA-28

**Lab Sample ID: 705-55375-4**
**Date Collected: 01/20/26 13:33**
**Matrix: Water**
**Date Received: 01/21/26 14:50**

| Prep Type | Batch Type | Batch Method | Run | Dilution Factor | Batch Number | Analyst | Lab | Prepared or Analyzed |
|---|---|---|---|---|---|---|---|---|
| Total/NA | Analysis | 300.0 | | 1 | 109120 | MS | EET ATL | 01/21/26 23:59 |
| Total/NA | Prep | 3010A | | | 109378 | TR | EET ATL | 01/22/26 10:35 |
| Total/NA | Analysis | 6010D | | 1 | 109734 | DS | EET ATL | 01/23/26 09:30 |

# Lab Chronicle

Client: Southern Company
Project/Site: Plant Wansley Landfill

Job ID: 705-55375-1

## Client Sample ID: WAN-GWA-28 — Lab Sample ID: 705-55375-4

**Date Collected: 01/20/26 13:33**
**Date Received: 01/21/26 14:50**
**Matrix: Water**

| Prep Type | Batch Type | Batch Method | Run | Dilution Factor | Batch Number | Analyst | Lab | Prepared or Analyzed |
|---|---|---|---|---|---|---|---|---|
| Total Recoverable | Prep | 3005A | | | 109295 | TR | EET ATL | 01/22/26 09:48 |
| Total Recoverable | Analysis | 6020B | | 1 | 109719 | IF | EET ATL | 01/23/26 00:30 |
| Total/NA | Prep | 7470A | | | 110531 | TR | EET ATL | 01/28/26 17:30 |
| Total/NA | Analysis | 7470A | | 1 | 110710 | GR | EET ATL | 01/28/26 23:27 |
| Total/NA | Analysis | 2540C - 2015 | | 1 | 109764 | NN | EET ATL | 01/23/26 12:30 |

## Client Sample ID: WAN-GWA-29 — Lab Sample ID: 705-55375-5

**Date Collected: 01/20/26 15:10**
**Date Received: 01/21/26 14:50**
**Matrix: Water**

| Prep Type | Batch Type | Batch Method | Run | Dilution Factor | Batch Number | Analyst | Lab | Prepared or Analyzed |
|---|---|---|---|---|---|---|---|---|
| Total/NA | Analysis | 300.0 | | 1 | 109120 | MS | EET ATL | 01/22/26 01:07 |
| Total/NA | Prep | 3010A | | | 109378 | TR | EET ATL | 01/22/26 10:35 |
| Total/NA | Analysis | 6010D | | 1 | 109734 | DS | EET ATL | 01/23/26 09:33 |
| Total Recoverable | Prep | 3005A | | | 109295 | TR | EET ATL | 01/22/26 09:48 |
| Total Recoverable | Analysis | 6020B | | 1 | 109719 | IF | EET ATL | 01/23/26 00:54 |
| Total/NA | Prep | 7470A | | | 110531 | TR | EET ATL | 01/28/26 17:30 |
| Total/NA | Analysis | 7470A | | 1 | 110710 | GR | EET ATL | 01/28/26 23:41 |
| Total/NA | Analysis | 2540C - 2015 | | 1 | 109764 | NN | EET ATL | 01/23/26 12:30 |

## Client Sample ID: WAN-GWC-6 — Lab Sample ID: 705-55375-6

**Date Collected: 01/20/26 16:19**
**Date Received: 01/21/26 14:50**
**Matrix: Water**

| Prep Type | Batch Type | Batch Method | Run | Dilution Factor | Batch Number | Analyst | Lab | Prepared or Analyzed |
|---|---|---|---|---|---|---|---|---|
| Total/NA | Analysis | 300.0 | | 1 | 109120 | MS | EET ATL | 01/22/26 01:18 |
| Total/NA | Prep | 3010A | | | 109378 | TR | EET ATL | 01/22/26 10:35 |
| Total/NA | Analysis | 6010D | | 1 | 109734 | DS | EET ATL | 01/23/26 09:36 |
| Total Recoverable | Prep | 3005A | | | 109295 | TR | EET ATL | 01/22/26 09:48 |
| Total Recoverable | Analysis | 6020B | | 1 | 109719 | IF | EET ATL | 01/23/26 00:56 |
| Total/NA | Prep | 7470A | | | 110531 | TR | EET ATL | 01/28/26 17:30 |
| Total/NA | Analysis | 7470A | | 1 | 110710 | GR | EET ATL | 01/28/26 23:44 |
| Total/NA | Analysis | 2540C - 2015 | | 1 | 109764 | NN | EET ATL | 01/23/26 12:30 |

## Client Sample ID: WAN-GWC-14 — Lab Sample ID: 705-55375-7

**Date Collected: 01/20/26 15:25**
**Date Received: 01/21/26 14:50**
**Matrix: Water**

| Prep Type | Batch Type | Batch Method | Run | Dilution Factor | Batch Number | Analyst | Lab | Prepared or Analyzed |
|---|---|---|---|---|---|---|---|---|
| Total/NA | Analysis | 300.0 | | 1 | 109120 | MS | EET ATL | 01/22/26 02:04 |
| Total/NA | Analysis | 300.0 | | 10 | 109404 | MS | EET ATL | 01/22/26 16:34 |
| Total/NA | Prep | 3010A | | | 109378 | TR | EET ATL | 01/22/26 10:35 |
| Total/NA | Analysis | 6010D | | 1 | 109734 | DS | EET ATL | 01/23/26 09:54 |
| Total Recoverable | Prep | 3005A | | | 109295 | TR | EET ATL | 01/22/26 09:48 |
| Total Recoverable | Analysis | 6020B | | 1 | 109719 | IF | EET ATL | 01/23/26 00:59 |

# Lab Chronicle

Client: Southern Company
Project/Site: Plant Wansley Landfill

Job ID: 705-55375-1

## Client Sample ID: WAN-GWC-14

**Lab Sample ID: 705-55375-7**
**Date Collected: 01/20/26 15:25**
**Matrix: Water**
**Date Received: 01/21/26 14:50**

| Prep Type | Batch Type | Batch Method | Run | Dilution Factor | Batch Number | Analyst | Lab | Prepared or Analyzed |
|---|---|---|---|---|---|---|---|---|
| Total Recoverable | Prep | 3005A | | | 109295 | TR | EET ATL | 01/22/26 09:48 |
| Total Recoverable | Analysis | 6020B | | 1 | 110331 | IF | EET ATL | 01/26/26 20:02 |
| Total/NA | Prep | 7470A | | | 110531 | TR | EET ATL | 01/28/26 17:30 |
| Total/NA | Analysis | 7470A | | 1 | 110710 | GR | EET ATL | 01/28/26 23:47 |
| Total/NA | Analysis | 2540C - 2015 | | 1 | 109764 | NN | EET ATL | 01/23/26 12:30 |

## Client Sample ID: WAN-GWC-21

**Lab Sample ID: 705-55375-8**
**Date Collected: 01/20/26 15:34**
**Matrix: Water**
**Date Received: 01/21/26 14:50**

| Prep Type | Batch Type | Batch Method | Run | Dilution Factor | Batch Number | Analyst | Lab | Prepared or Analyzed |
|---|---|---|---|---|---|---|---|---|
| Total/NA | Analysis | 300.0 | | 1 | 109120 | MS | EET ATL | 01/22/26 02:15 |
| Total/NA | Prep | 3010A | | | 109378 | TR | EET ATL | 01/22/26 10:35 |
| Total/NA | Analysis | 6010D | | 1 | 109734 | DS | EET ATL | 01/23/26 09:57 |
| Total Recoverable | Prep | 3005A | | | 109295 | TR | EET ATL | 01/22/26 09:48 |
| Total Recoverable | Analysis | 6020B | | 1 | 109719 | IF | EET ATL | 01/23/26 01:01 |
| Total Recoverable | Prep | 3005A | | | 109295 | TR | EET ATL | 01/22/26 09:48 |
| Total Recoverable | Analysis | 6020B | | 1 | 110331 | IF | EET ATL | 01/26/26 20:21 |
| Total/NA | Prep | 7470A | | | 110531 | TR | EET ATL | 01/28/26 17:30 |
| Total/NA | Analysis | 7470A | | 1 | 110710 | GR | EET ATL | 01/28/26 23:51 |
| Total/NA | Analysis | 2540C - 2015 | | 1 | 109764 | NN | EET ATL | 01/23/26 12:30 |

## Client Sample ID: WAN-GWC-22

**Lab Sample ID: 705-55375-9**
**Date Collected: 01/20/26 14:08**
**Matrix: Water**
**Date Received: 01/21/26 14:50**

| Prep Type | Batch Type | Batch Method | Run | Dilution Factor | Batch Number | Analyst | Lab | Prepared or Analyzed |
|---|---|---|---|---|---|---|---|---|
| Total/NA | Analysis | 300.0 | | 1 | 109120 | MS | EET ATL | 01/22/26 02:27 |
| Total/NA | Prep | 3010A | | | 109378 | TR | EET ATL | 01/22/26 10:35 |
| Total/NA | Analysis | 6010D | | 1 | 109734 | DS | EET ATL | 01/23/26 10:00 |
| Total Recoverable | Prep | 3005A | | | 109295 | TR | EET ATL | 01/22/26 09:48 |
| Total Recoverable | Analysis | 6020B | | 1 | 109719 | IF | EET ATL | 01/23/26 01:04 |
| Total/NA | Prep | 7470A | | | 110531 | TR | EET ATL | 01/28/26 17:30 |
| Total/NA | Analysis | 7470A | | 1 | 110710 | GR | EET ATL | 01/28/26 23:54 |
| Total/NA | Analysis | 2540C - 2015 | | 1 | 109764 | NN | EET ATL | 01/23/26 12:30 |

## Client Sample ID: WAN-LF-FD-04

**Lab Sample ID: 705-55375-10**
**Date Collected: 01/20/26 00:00**
**Matrix: Water**
**Date Received: 01/21/26 14:50**

| Prep Type | Batch Type | Batch Method | Run | Dilution Factor | Batch Number | Analyst | Lab | Prepared or Analyzed |
|---|---|---|---|---|---|---|---|---|
| Total/NA | Analysis | 300.0 | | 1 | 109120 | MS | EET ATL | 01/22/26 02:38 |
| Total/NA | Prep | 3010A | | | 109378 | TR | EET ATL | 01/22/26 10:35 |
| Total/NA | Analysis | 6010D | | 1 | 109734 | DS | EET ATL | 01/23/26 10:03 |

# Lab Chronicle

Client: Southern Company
Project/Site: Plant Wansley Landfill

Job ID: 705-55375-1

## Client Sample ID: WAN-LF-FD-04

**Lab Sample ID: 705-55375-10**
**Date Collected: 01/20/26 00:00**
**Matrix: Water**
**Date Received: 01/21/26 14:50**

| Prep Type | Batch Type | Batch Method | Run | Dilution Factor | Batch Number | Analyst | Lab | Prepared or Analyzed |
|---|---|---|---|---|---|---|---|---|
| Total Recoverable | Prep | 3005A | | | 109295 | TR | EET ATL | 01/22/26 09:48 |
| Total Recoverable | Analysis | 6020B | | 1 | 109719 | IF | EET ATL | 01/23/26 01:07 |
| Total/NA | Prep | 7470A | | | 110531 | TR | EET ATL | 01/28/26 17:30 |
| Total/NA | Analysis | 7470A | | 1 | 110710 | GR | EET ATL | 01/28/26 23:58 |
| Total/NA | Analysis | 2540C - 2015 | | 1 | 109764 | NN | EET ATL | 01/23/26 12:30 |

## Client Sample ID: WAN-LF-EB-04

**Lab Sample ID: 705-55375-11**
**Date Collected: 01/20/26 14:55**
**Matrix: Water**
**Date Received: 01/21/26 14:50**

| Prep Type | Batch Type | Batch Method | Run | Dilution Factor | Batch Number | Analyst | Lab | Prepared or Analyzed |
|---|---|---|---|---|---|---|---|---|
| Total/NA | Analysis | 300.0 | | 1 | 109120 | MS | EET ATL | 01/22/26 02:49 |
| Total/NA | Prep | 3010A | | | 109378 | TR | EET ATL | 01/22/26 10:35 |
| Total/NA | Analysis | 6010D | | 1 | 109734 | DS | EET ATL | 01/23/26 10:06 |
| Total Recoverable | Prep | 3005A | | | 109295 | TR | EET ATL | 01/22/26 09:48 |
| Total Recoverable | Analysis | 6020B | | 1 | 109719 | IF | EET ATL | 01/23/26 01:09 |
| Total/NA | Prep | 7470A | | | 110531 | TR | EET ATL | 01/28/26 17:30 |
| Total/NA | Analysis | 7470A | | 1 | 110710 | GR | EET ATL | 01/29/26 00:01 |
| Total/NA | Analysis | 2540C - 2015 | | 1 | 109764 | NN | EET ATL | 01/23/26 12:30 |

## Client Sample ID: WAN-GWC-20

**Lab Sample ID: 705-55375-12**
**Date Collected: 01/21/26 09:57**
**Matrix: Water**
**Date Received: 01/21/26 14:50**

| Prep Type | Batch Type | Batch Method | Run | Dilution Factor | Batch Number | Analyst | Lab | Prepared or Analyzed |
|---|---|---|---|---|---|---|---|---|
| Total/NA | Analysis | 300.0 | | 1 | 109120 | MS | EET ATL | 01/22/26 03:01 |
| Total/NA | Prep | 3010A | | | 109378 | TR | EET ATL | 01/22/26 10:35 |
| Total/NA | Analysis | 6010D | | 1 | 109734 | DS | EET ATL | 01/23/26 10:09 |
| Total Recoverable | Prep | 3005A | | | 109295 | TR | EET ATL | 01/22/26 09:48 |
| Total Recoverable | Analysis | 6020B | | 1 | 109719 | IF | EET ATL | 01/23/26 01:12 |
| Total/NA | Prep | 7470A | | | 110531 | TR | EET ATL | 01/28/26 17:30 |
| Total/NA | Analysis | 7470A | | 1 | 110710 | GR | EET ATL | 01/29/26 00:05 |
| Total/NA | Analysis | 2540C - 2015 | | 1 | 110074 | AGA | EET ATL | 01/26/26 13:23 |

## Client Sample ID: WAN-GWC-24

**Lab Sample ID: 705-55375-13**
**Date Collected: 01/21/26 09:48**
**Matrix: Water**
**Date Received: 01/21/26 14:50**

| Prep Type | Batch Type | Batch Method | Run | Dilution Factor | Batch Number | Analyst | Lab | Prepared or Analyzed |
|---|---|---|---|---|---|---|---|---|
| Total/NA | Analysis | 300.0 | | 1 | 109120 | MS | EET ATL | 01/22/26 03:12 |
| Total/NA | Prep | 3010A | | | 109378 | TR | EET ATL | 01/22/26 10:35 |
| Total/NA | Analysis | 6010D | | 1 | 109734 | DS | EET ATL | 01/23/26 10:12 |
| Total Recoverable | Prep | 3005A | | | 109295 | TR | EET ATL | 01/22/26 09:48 |
| Total Recoverable | Analysis | 6020B | | 1 | 109719 | IF | EET ATL | 01/23/26 01:15 |

# Lab Chronicle

Client: Southern Company
Project/Site: Plant Wansley Landfill

Job ID: 705-55375-1

## Client Sample ID: WAN-GWC-24 — Lab Sample ID: 705-55375-13

**Date Collected: 01/21/26 09:48**
**Date Received: 01/21/26 14:50**
**Matrix: Water**

| Prep Type | Batch Type | Batch Method | Run | Dilution Factor | Batch Number | Analyst | Lab | Prepared or Analyzed |
|---|---|---|---|---|---|---|---|---|
| Total/NA | Prep | 7470A | | | 110531 | TR | EET ATL | 01/28/26 17:30 |
| Total/NA | Analysis | 7470A | | 1 | 110710 | GR | EET ATL | 01/29/26 00:08 |
| Total/NA | Analysis | 2540C - 2015 | | 1 | 110074 | AGA | EET ATL | 01/26/26 13:23 |

## Client Sample ID: WAN-GWA-3 — Lab Sample ID: 705-55375-14

**Date Collected: 01/21/26 09:35**
**Date Received: 01/21/26 14:50**
**Matrix: Water**

| Prep Type | Batch Type | Batch Method | Run | Dilution Factor | Batch Number | Analyst | Lab | Prepared or Analyzed |
|---|---|---|---|---|---|---|---|---|
| Total/NA | Prep | 3010A | | | 109378 | TR | EET ATL | 01/22/26 10:35 |
| Total/NA | Analysis | 6010D | | 1 | 109734 | DS | EET ATL | 01/23/26 10:15 |
| Total Recoverable | Prep | 3005A | | | 109295 | TR | EET ATL | 01/22/26 09:48 |
| Total Recoverable | Analysis | 6020B | | 1 | 109719 | IF | EET ATL | 01/23/26 01:38 |
| Total Recoverable | Prep | 3005A | | | 109295 | TR | EET ATL | 01/22/26 09:48 |
| Total Recoverable | Analysis | 6020B | | 1 | 110331 | IF | EET ATL | 01/26/26 20:00 |
| Total/NA | Prep | 7470A | | | 110531 | TR | EET ATL | 01/28/26 17:30 |
| Total/NA | Analysis | 7470A | | 1 | 110710 | GR | EET ATL | 01/29/26 00:12 |

## Client Sample ID: WAN-GWC-10 — Lab Sample ID: 705-55375-15

**Date Collected: 01/21/26 10:37**
**Date Received: 01/21/26 14:50**
**Matrix: Water**

| Prep Type | Batch Type | Batch Method | Run | Dilution Factor | Batch Number | Analyst | Lab | Prepared or Analyzed |
|---|---|---|---|---|---|---|---|---|
| Total/NA | Analysis | 300.0 | | 1 | 109120 | MS | EET ATL | 01/22/26 03:23 |
| Total/NA | Prep | 3010A | | | 109378 | TR | EET ATL | 01/22/26 10:35 |
| Total/NA | Analysis | 6010D | | 1 | 109734 | DS | EET ATL | 01/23/26 10:24 |
| Total Recoverable | Prep | 3005A | | | 109295 | TR | EET ATL | 01/22/26 09:48 |
| Total Recoverable | Analysis | 6020B | | 1 | 109719 | IF | EET ATL | 01/23/26 01:41 |
| Total/NA | Prep | 7470A | | | 110531 | TR | EET ATL | 01/28/26 17:30 |
| Total/NA | Analysis | 7470A | | 1 | 110710 | GR | EET ATL | 01/29/26 00:26 |
| Total/NA | Analysis | 2540C - 2015 | | 1 | 110074 | AGA | EET ATL | 01/26/26 13:23 |

## Client Sample ID: WAN-GWC-30 — Lab Sample ID: 705-55375-16

**Date Collected: 01/21/26 10:20**
**Date Received: 01/21/26 14:50**
**Matrix: Water**

| Prep Type | Batch Type | Batch Method | Run | Dilution Factor | Batch Number | Analyst | Lab | Prepared or Analyzed |
|---|---|---|---|---|---|---|---|---|
| Total/NA | Analysis | 300.0 | | 1 | 109120 | MS | EET ATL | 01/22/26 03:35 |
| Total/NA | Prep | 3010A | | | 109378 | TR | EET ATL | 01/22/26 10:35 |
| Total/NA | Analysis | 6010D | | 1 | 109734 | DS | EET ATL | 01/23/26 10:27 |
| Total Recoverable | Prep | 3005A | | | 109295 | TR | EET ATL | 01/22/26 09:48 |
| Total Recoverable | Analysis | 6020B | | 1 | 109719 | IF | EET ATL | 01/23/26 01:43 |
| Total/NA | Prep | 7470A | | | 110531 | TR | EET ATL | 01/28/26 17:30 |
| Total/NA | Analysis | 7470A | | 1 | 110710 | GR | EET ATL | 01/29/26 00:29 |
| Total/NA | Analysis | 2540C - 2015 | | 1 | 110074 | AGA | EET ATL | 01/26/26 13:23 |

# Lab Chronicle

Client: Southern Company
Project/Site: Plant Wansley Landfill

Job ID: 705-55375-1

## Client Sample ID: WAN-LF-FB-10

**Lab Sample ID: 705-55375-17**
**Date Collected: 01/21/26 10:45**
**Matrix: Water**
**Date Received: 01/21/26 14:50**

| Prep Type | Batch Type | Batch Method | Run | Dilution Factor | Batch Number | Analyst | Lab | Prepared or Analyzed |
|---|---|---|---|---|---|---|---|---|
| Total/NA | Analysis | 300.0 | | 1 | 109404 | MS | EET ATL | 01/22/26 12:36 |
| Total/NA | Prep | 3010A | | | 109378 | TR | EET ATL | 01/22/26 10:35 |
| Total/NA | Analysis | 6010D | | 1 | 109734 | DS | EET ATL | 01/23/26 10:30 |
| Total Recoverable | Prep | 3005A | | | 109295 | TR | EET ATL | 01/22/26 09:48 |
| Total Recoverable | Analysis | 6020B | | 1 | 109719 | IF | EET ATL | 01/23/26 01:46 |
| Total/NA | Prep | 7470A | | | 110531 | TR | EET ATL | 01/28/26 17:30 |
| Total/NA | Analysis | 7470A | | 1 | 110710 | GR | EET ATL | 01/29/26 00:33 |
| Total/NA | Analysis | 2540C - 2015 | | 1 | 110074 | AGA | EET ATL | 01/26/26 13:23 |

## Client Sample ID: WAN-GWC-5

**Lab Sample ID: 705-55666-1**
**Date Collected: 01/21/26 15:45**
**Matrix: Water**
**Date Received: 01/23/26 12:30**

| Prep Type | Batch Type | Batch Method | Run | Dilution Factor | Batch Number | Analyst | Lab | Prepared or Analyzed |
|---|---|---|---|---|---|---|---|---|
| Total/NA | Analysis | 300.0 | | 1 | 109698 | MS | EET ATL | 01/23/26 22:24 |
| Total/NA | Prep | 3010A | | | 110468 | SA | EET ATL | 01/28/26 10:05 |
| Total/NA | Analysis | 6010D | | 1 | 111254 | MT | EET ATL | 01/30/26 15:53 |
| Total Recoverable | Prep | 3005A | | | 109826 | TR | EET ATL | 01/23/26 16:37 |
| Total Recoverable | Analysis | 6020B | | 1 | 110577 | TT | EET ATL | 01/28/26 03:34 |
| Total/NA | Prep | 7470A | | | 111502 | KB | EET ATL | 02/03/26 08:55 |
| Total/NA | Analysis | 7470A | | 1 | 111731 | GR | EET ATL | 02/03/26 14:04 |
| Total/NA | Analysis | 2540C - 2015 | | 1 | 110562 | NN | EET ATL | 01/28/26 15:00 |

## Client Sample ID: WAN-GWC-11

**Lab Sample ID: 705-55666-2**
**Date Collected: 01/21/26 15:48**
**Matrix: Water**
**Date Received: 01/23/26 12:30**

| Prep Type | Batch Type | Batch Method | Run | Dilution Factor | Batch Number | Analyst | Lab | Prepared or Analyzed |
|---|---|---|---|---|---|---|---|---|
| Total/NA | Analysis | 300.0 | | 1 | 109698 | MS | EET ATL | 01/23/26 22:35 |
| Total/NA | Prep | 3010A | | | 110468 | SA | EET ATL | 01/28/26 10:05 |
| Total/NA | Analysis | 6010D | | 1 | 111254 | MT | EET ATL | 01/30/26 15:56 |
| Total Recoverable | Prep | 3005A | | | 109826 | TR | EET ATL | 01/23/26 16:37 |
| Total Recoverable | Analysis | 6020B | | 1 | 110577 | TT | EET ATL | 01/28/26 03:45 |
| Total/NA | Prep | 7470A | | | 111502 | KB | EET ATL | 02/03/26 08:55 |
| Total/NA | Analysis | 7470A | | 1 | 111731 | GR | EET ATL | 02/03/26 14:14 |
| Total/NA | Analysis | 2540C - 2015 | | 1 | 110562 | NN | EET ATL | 01/28/26 15:00 |

## Client Sample ID: WAN-GWC-12

**Lab Sample ID: 705-55666-3**
**Date Collected: 01/21/26 14:20**
**Matrix: Water**
**Date Received: 01/23/26 12:30**

| Prep Type | Batch Type | Batch Method | Run | Dilution Factor | Batch Number | Analyst | Lab | Prepared or Analyzed |
|---|---|---|---|---|---|---|---|---|
| Total/NA | Analysis | 300.0 | | 1 | 109698 | MS | EET ATL | 01/23/26 22:46 |
| Total/NA | Prep | 3010A | | | 110483 | SA | EET ATL | 01/28/26 11:20 |
| Total/NA | Analysis | 6010D | | 1 | 111017 | DS | EET ATL | 01/29/26 20:33 |

# Lab Chronicle

Client: Southern Company
Project/Site: Plant Wansley Landfill

Job ID: 705-55375-1

## Client Sample ID: WAN-GWC-12

**Lab Sample ID: 705-55666-3**
**Date Collected: 01/21/26 14:20**
**Matrix: Water**
**Date Received: 01/23/26 12:30**

| Prep Type | Batch Type | Batch Method | Run | Dilution Factor | Batch Number | Analyst | Lab | Prepared or Analyzed |
|---|---|---|---|---|---|---|---|---|
| Total Recoverable | Prep | 3005A | | | 109826 | TR | EET ATL | 01/23/26 16:37 |
| Total Recoverable | Analysis | 6020B | | 1 | 110577 | TT | EET ATL | 01/28/26 03:48 |
| Total/NA | Prep | 7470A | | | 111502 | KB | EET ATL | 02/03/26 08:55 |
| Total/NA | Analysis | 7470A | | 1 | 111731 | GR | EET ATL | 02/03/26 14:28 |
| Total/NA | Analysis | 2540C - 2015 | | 1 | 110562 | NN | EET ATL | 01/28/26 15:00 |

## Client Sample ID: WAN-GWC-13

**Lab Sample ID: 705-55666-4**
**Date Collected: 01/21/26 12:59**
**Matrix: Water**
**Date Received: 01/23/26 12:30**

| Prep Type | Batch Type | Batch Method | Run | Dilution Factor | Batch Number | Analyst | Lab | Prepared or Analyzed |
|---|---|---|---|---|---|---|---|---|
| Total/NA | Analysis | 300.0 | | 1 | 109698 | MS | EET ATL | 01/23/26 22:58 |
| Total/NA | Prep | 3010A | | | 110336 | TR | EET ATL | 01/27/26 16:42 |
| Total/NA | Analysis | 6010D | | 1 | 110585 | MT | EET ATL | 01/28/26 12:10 |
| Total Recoverable | Prep | 3005A | | | 109826 | TR | EET ATL | 01/23/26 16:37 |
| Total Recoverable | Analysis | 6020B | | 1 | 110577 | TT | EET ATL | 01/28/26 04:09 |
| Total/NA | Prep | 7470A | | | 111502 | KB | EET ATL | 02/03/26 08:55 |
| Total/NA | Analysis | 7470A | | 1 | 111731 | GR | EET ATL | 02/03/26 14:32 |
| Total/NA | Analysis | 2540C - 2015 | | 1 | 110562 | NN | EET ATL | 01/28/26 15:00 |

## Client Sample ID: WAN-GWC-15

**Lab Sample ID: 705-55666-5**
**Date Collected: 01/21/26 13:18**
**Matrix: Water**
**Date Received: 01/23/26 12:30**

| Prep Type | Batch Type | Batch Method | Run | Dilution Factor | Batch Number | Analyst | Lab | Prepared or Analyzed |
|---|---|---|---|---|---|---|---|---|
| Total/NA | Analysis | 300.0 | | 1 | 109698 | MS | EET ATL | 01/23/26 23:43 |
| Total/NA | Prep | 3010A | | | 110336 | TR | EET ATL | 01/27/26 16:42 |
| Total/NA | Analysis | 6010D | | 1 | 110585 | MT | EET ATL | 01/28/26 12:13 |
| Total Recoverable | Prep | 3005A | | | 109826 | TR | EET ATL | 01/23/26 16:37 |
| Total Recoverable | Analysis | 6020B | | 1 | 110577 | TT | EET ATL | 01/28/26 04:12 |
| Total/NA | Prep | 7470A | | | 111502 | KB | EET ATL | 02/03/26 08:55 |
| Total/NA | Analysis | 7470A | | 1 | 111731 | GR | EET ATL | 02/03/26 14:35 |
| Total/NA | Analysis | 2540C - 2015 | | 1 | 110562 | NN | EET ATL | 01/28/26 15:00 |

## Client Sample ID: WAN-GWC-16

**Lab Sample ID: 705-55666-6**
**Date Collected: 01/21/26 14:21**
**Matrix: Water**
**Date Received: 01/23/26 12:30**

| Prep Type | Batch Type | Batch Method | Run | Dilution Factor | Batch Number | Analyst | Lab | Prepared or Analyzed |
|---|---|---|---|---|---|---|---|---|
| Total/NA | Analysis | 300.0 | | 1 | 109698 | MS | EET ATL | 01/23/26 23:55 |
| Total/NA | Prep | 3010A | | | 110336 | TR | EET ATL | 01/27/26 16:42 |
| Total/NA | Analysis | 6010D | | 1 | 110585 | MT | EET ATL | 01/28/26 12:16 |
| Total Recoverable | Prep | 3005A | | | 109826 | TR | EET ATL | 01/23/26 16:37 |
| Total Recoverable | Analysis | 6020B | | 1 | 110577 | TT | EET ATL | 01/28/26 04:15 |

# Lab Chronicle

Client: Southern Company
Project/Site: Plant Wansley Landfill

Job ID: 705-55375-1

## Client Sample ID: WAN-GWC-16

**Lab Sample ID: 705-55666-6**
**Date Collected: 01/21/26 14:21**
**Matrix: Water**
**Date Received: 01/23/26 12:30**

| Prep Type | Batch Type | Batch Method | Run | Dilution Factor | Batch Number | Analyst | Lab | Prepared or Analyzed |
|---|---|---|---|---|---|---|---|---|
| Total/NA | Prep | 7470A | | | 111502 | KB | EET ATL | 02/03/26 08:55 |
| Total/NA | Analysis | 7470A | | 1 | 111731 | GR | EET ATL | 02/03/26 14:38 |
| Total/NA | Analysis | 2540C - 2015 | | 1 | 110562 | NN | EET ATL | 01/28/26 15:00 |

## Client Sample ID: WAN-GWC-17

**Lab Sample ID: 705-55666-7**
**Date Collected: 01/21/26 15:09**
**Matrix: Water**
**Date Received: 01/23/26 12:30**

| Prep Type | Batch Type | Batch Method | Run | Dilution Factor | Batch Number | Analyst | Lab | Prepared or Analyzed |
|---|---|---|---|---|---|---|---|---|
| Total/NA | Analysis | 300.0 | | 1 | 109698 | MS | EET ATL | 01/24/26 00:06 |
| Total/NA | Prep | 3010A | | | 110336 | TR | EET ATL | 01/27/26 16:42 |
| Total/NA | Analysis | 6010D | | 1 | 110585 | MT | EET ATL | 01/28/26 12:25 |
| Total Recoverable | Prep | 3005A | | | 109826 | TR | EET ATL | 01/23/26 16:37 |
| Total Recoverable | Analysis | 6020B | | 1 | 110577 | TT | EET ATL | 01/28/26 04:17 |
| Total/NA | Prep | 7470A | | | 111502 | KB | EET ATL | 02/03/26 08:55 |
| Total/NA | Analysis | 7470A | | 1 | 111731 | GR | EET ATL | 02/03/26 14:42 |
| Total/NA | Analysis | 2540C - 2015 | | 1 | 110562 | NN | EET ATL | 01/28/26 15:00 |

## Client Sample ID: WAN-GWC-18

**Lab Sample ID: 705-55666-8**
**Date Collected: 01/21/26 13:53**
**Matrix: Water**
**Date Received: 01/23/26 12:30**

| Prep Type | Batch Type | Batch Method | Run | Dilution Factor | Batch Number | Analyst | Lab | Prepared or Analyzed |
|---|---|---|---|---|---|---|---|---|
| Total/NA | Analysis | 300.0 | | 1 | 109698 | MS | EET ATL | 01/24/26 00:17 |
| Total/NA | Prep | 3010A | | | 110336 | TR | EET ATL | 01/27/26 16:42 |
| Total/NA | Analysis | 6010D | | 1 | 110585 | MT | EET ATL | 01/28/26 12:36 |
| Total Recoverable | Prep | 3005A | | | 109826 | TR | EET ATL | 01/23/26 16:37 |
| Total Recoverable | Analysis | 6020B | | 1 | 110577 | TT | EET ATL | 01/28/26 04:20 |
| Total/NA | Prep | 7470A | | | 111502 | KB | EET ATL | 02/03/26 08:55 |
| Total/NA | Analysis | 7470A | | 1 | 111731 | GR | EET ATL | 02/03/26 14:45 |
| Total/NA | Analysis | 2540C - 2015 | | 1 | 110562 | NN | EET ATL | 01/28/26 15:00 |

## Client Sample ID: WAN-GWC-19

**Lab Sample ID: 705-55666-9**
**Date Collected: 01/21/26 11:42**
**Matrix: Water**
**Date Received: 01/23/26 12:30**

| Prep Type | Batch Type | Batch Method | Run | Dilution Factor | Batch Number | Analyst | Lab | Prepared or Analyzed |
|---|---|---|---|---|---|---|---|---|
| Total/NA | Analysis | 300.0 | | 1 | 109698 | MS | EET ATL | 01/24/26 02:22 |
| Total/NA | Prep | 3010A | | | 110336 | TR | EET ATL | 01/27/26 16:42 |
| Total/NA | Analysis | 6010D | | 1 | 110585 | MT | EET ATL | 01/28/26 12:39 |
| Total Recoverable | Prep | 3005A | | | 109826 | TR | EET ATL | 01/23/26 16:37 |
| Total Recoverable | Analysis | 6020B | | 1 | 110577 | TT | EET ATL | 01/28/26 04:42 |
| Total/NA | Prep | 7470A | | | 111502 | KB | EET ATL | 02/03/26 08:55 |
| Total/NA | Analysis | 7470A | | 1 | 111731 | GR | EET ATL | 02/03/26 14:49 |
| Total/NA | Analysis | 2540C - 2015 | | 1 | 110562 | NN | EET ATL | 01/28/26 15:00 |

# Lab Chronicle

Client: Southern Company
Project/Site: Plant Wansley Landfill

Job ID: 705-55375-1

## Client Sample ID: WAN-GWC-25 — Lab Sample ID: 705-55666-10

**Date Collected: 01/21/26 10:53**
**Date Received: 01/23/26 12:30**
**Matrix: Water**

| Prep Type | Batch Type | Batch Method | Run | Dilution Factor | Batch Number | Analyst | Lab | Prepared or Analyzed |
|---|---|---|---|---|---|---|---|---|
| Total/NA | Analysis | 300.0 | | 1 | 109698 | MS | EET ATL | 01/24/26 02:34 |
| Total/NA | Prep | 3010A | | | 110336 | TR | EET ATL | 01/27/26 16:42 |
| Total/NA | Analysis | 6010D | | 1 | 110585 | MT | EET ATL | 01/28/26 12:42 |
| Total Recoverable | Prep | 3005A | | | 109826 | TR | EET ATL | 01/23/26 16:37 |
| Total Recoverable | Analysis | 6020B | | 1 | 110577 | TT | EET ATL | 01/28/26 04:44 |
| Total/NA | Prep | 7470A | | | 111502 | KB | EET ATL | 02/03/26 08:55 |
| Total/NA | Analysis | 7470A | | 1 | 111731 | GR | EET ATL | 02/03/26 14:52 |
| Total/NA | Analysis | 2540C - 2015 | | 1 | 110623 | NN | EET ATL | 01/28/26 16:45 |

## Client Sample ID: WAN-GWC-27 — Lab Sample ID: 705-55666-11

**Date Collected: 01/21/26 12:30**
**Date Received: 01/23/26 12:30**
**Matrix: Water**

| Prep Type | Batch Type | Batch Method | Run | Dilution Factor | Batch Number | Analyst | Lab | Prepared or Analyzed |
|---|---|---|---|---|---|---|---|---|
| Total/NA | Analysis | 300.0 | | 1 | 109698 | MS | EET ATL | 01/24/26 02:45 |
| Total/NA | Prep | 3010A | | | 110336 | TR | EET ATL | 01/27/26 16:42 |
| Total/NA | Analysis | 6010D | | 1 | 110585 | MT | EET ATL | 01/28/26 12:45 |
| Total Recoverable | Prep | 3005A | | | 109826 | TR | EET ATL | 01/23/26 16:37 |
| Total Recoverable | Analysis | 6020B | | 1 | 110577 | TT | EET ATL | 01/28/26 04:47 |
| Total/NA | Prep | 7470A | | | 111502 | KB | EET ATL | 02/03/26 08:55 |
| Total/NA | Analysis | 7470A | | 1 | 111731 | GR | EET ATL | 02/03/26 14:56 |
| Total/NA | Analysis | 2540C - 2015 | | 1 | 110623 | NN | EET ATL | 01/28/26 16:45 |

## Client Sample ID: WAN-GWC-32 — Lab Sample ID: 705-55666-12

**Date Collected: 01/21/26 13:23**
**Date Received: 01/23/26 12:30**
**Matrix: Water**

| Prep Type | Batch Type | Batch Method | Run | Dilution Factor | Batch Number | Analyst | Lab | Prepared or Analyzed |
|---|---|---|---|---|---|---|---|---|
| Total/NA | Analysis | 300.0 | | 1 | 109698 | MS | EET ATL | 01/24/26 01:48 |
| Total/NA | Prep | 3010A | | | 110336 | TR | EET ATL | 01/27/26 16:42 |
| Total/NA | Analysis | 6010D | | 1 | 110585 | MT | EET ATL | 01/28/26 12:48 |
| Total Recoverable | Prep | 3005A | | | 109826 | TR | EET ATL | 01/23/26 16:37 |
| Total Recoverable | Analysis | 6020B | | 1 | 110577 | TT | EET ATL | 01/28/26 04:50 |
| Total/NA | Prep | 7470A | | | 111502 | KB | EET ATL | 02/03/26 08:55 |
| Total/NA | Analysis | 7470A | | 1 | 111731 | GR | EET ATL | 02/03/26 15:00 |
| Total/NA | Analysis | 2540C - 2015 | | 1 | 110623 | NN | EET ATL | 01/28/26 16:45 |

## Client Sample ID: WAN-LF-FD-05 — Lab Sample ID: 705-55666-13

**Date Collected: 01/21/26 00:00**
**Date Received: 01/23/26 12:30**
**Matrix: Water**

| Prep Type | Batch Type | Batch Method | Run | Dilution Factor | Batch Number | Analyst | Lab | Prepared or Analyzed |
|---|---|---|---|---|---|---|---|---|
| Total/NA | Analysis | 300.0 | | 1 | 109698 | MS | EET ATL | 01/24/26 02:56 |
| Total/NA | Prep | 3010A | | | 110336 | TR | EET ATL | 01/27/26 16:42 |
| Total/NA | Analysis | 6010D | | 1 | 110585 | MT | EET ATL | 01/28/26 12:50 |

# Lab Chronicle

Client: Southern Company
Project/Site: Plant Wansley Landfill

Job ID: 705-55375-1

## Client Sample ID: WAN-LF-FD-05
**Date Collected: 01/21/26 00:00**
**Date Received: 01/23/26 12:30**

## Lab Sample ID: 705-55666-13
**Matrix: Water**

| Prep Type | Batch Type | Batch Method | Run | Dilution Factor | Batch Number | Analyst | Lab | Prepared or Analyzed |
|---|---|---|---|---|---|---|---|---|
| Total Recoverable | Prep | 3005A | | | 109826 | TR | EET ATL | 01/23/26 16:37 |
| Total Recoverable | Analysis | 6020B | | 1 | 110577 | TT | EET ATL | 01/28/26 04:52 |
| Total/NA | Prep | 7470A | | | 111502 | KB | EET ATL | 02/03/26 08:55 |
| Total/NA | Analysis | 7470A | | 1 | 111731 | GR | EET ATL | 02/03/26 15:10 |
| Total/NA | Analysis | 2540C - 2015 | | 1 | 110623 | NN | EET ATL | 01/28/26 16:45 |

## Client Sample ID: WAN-LF-FD-06
**Date Collected: 01/21/26 00:00**
**Date Received: 01/23/26 12:30**

## Lab Sample ID: 705-55666-14
**Matrix: Water**

| Prep Type | Batch Type | Batch Method | Run | Dilution Factor | Batch Number | Analyst | Lab | Prepared or Analyzed |
|---|---|---|---|---|---|---|---|---|
| Total/NA | Analysis | 300.0 | | 1 | 109698 | MS | EET ATL | 01/24/26 03:08 |
| Total/NA | Prep | 3010A | | | 110336 | TR | EET ATL | 01/27/26 16:42 |
| Total/NA | Analysis | 6010D | | 1 | 110585 | MT | EET ATL | 01/28/26 12:53 |
| Total Recoverable | Prep | 3005A | | | 109826 | TR | EET ATL | 01/23/26 16:37 |
| Total Recoverable | Analysis | 6020B | | 1 | 110577 | TT | EET ATL | 01/28/26 04:55 |
| Total/NA | Prep | 7470A | | | 111502 | KB | EET ATL | 02/03/26 08:55 |
| Total/NA | Analysis | 7470A | | 1 | 111731 | GR | EET ATL | 02/03/26 15:13 |
| Total/NA | Analysis | 2540C - 2015 | | 1 | 110623 | NN | EET ATL | 01/28/26 16:45 |

## Client Sample ID: WAN-LF-FD-07
**Date Collected: 01/21/26 00:00**
**Date Received: 01/23/26 12:30**

## Lab Sample ID: 705-55666-15
**Matrix: Water**

| Prep Type | Batch Type | Batch Method | Run | Dilution Factor | Batch Number | Analyst | Lab | Prepared or Analyzed |
|---|---|---|---|---|---|---|---|---|
| Total/NA | Analysis | 300.0 | | 1 | 109698 | MS | EET ATL | 01/24/26 03:53 |
| Total/NA | Prep | 3010A | | | 110483 | SA | EET ATL | 01/28/26 11:20 |
| Total/NA | Analysis | 6010D | | 1 | 111017 | DS | EET ATL | 01/29/26 20:36 |
| Total Recoverable | Prep | 3005A | | | 109826 | TR | EET ATL | 01/23/26 16:37 |
| Total Recoverable | Analysis | 6020B | | 1 | 110577 | TT | EET ATL | 01/28/26 04:58 |
| Total/NA | Prep | 7470A | | | 111502 | KB | EET ATL | 02/03/26 08:55 |
| Total/NA | Analysis | 7470A | | 1 | 111731 | GR | EET ATL | 02/03/26 15:17 |
| Total/NA | Analysis | 2540C - 2015 | | 1 | 110623 | NN | EET ATL | 01/28/26 16:45 |

## Client Sample ID: WAN-LF-FB-11
**Date Collected: 01/21/26 12:10**
**Date Received: 01/23/26 12:30**

## Lab Sample ID: 705-55666-16
**Matrix: Water**

| Prep Type | Batch Type | Batch Method | Run | Dilution Factor | Batch Number | Analyst | Lab | Prepared or Analyzed |
|---|---|---|---|---|---|---|---|---|
| Total/NA | Analysis | 300.0 | | 1 | 109698 | MS | EET ATL | 01/24/26 04:05 |
| Total/NA | Prep | 3010A | | | 110483 | SA | EET ATL | 01/28/26 11:20 |
| Total/NA | Analysis | 6010D | | 1 | 111017 | DS | EET ATL | 01/29/26 20:45 |
| Total Recoverable | Prep | 3005A | | | 109826 | TR | EET ATL | 01/23/26 16:37 |
| Total Recoverable | Analysis | 6020B | | 1 | 110577 | TT | EET ATL | 01/28/26 05:01 |

# Lab Chronicle

Client: Southern Company
Project/Site: Plant Wansley Landfill

Job ID: 705-55375-1

## Client Sample ID: WAN-LF-FB-11

**Lab Sample ID: 705-55666-16**
**Date Collected: 01/21/26 12:10**
**Matrix: Water**
**Date Received: 01/23/26 12:30**

| Prep Type | Batch Type | Batch Method | Run | Dilution Factor | Batch Number | Analyst | Lab | Prepared or Analyzed |
|---|---|---|---|---|---|---|---|---|
| Total/NA | Prep | 7470A | | | 113100 | TR | EET ATL | 02/10/26 14:34 |
| Total/NA | Analysis | 7470A | | 1 | 113347 | GR | EET ATL | 02/10/26 19:10 |
| Total/NA | Analysis | 2540C - 2015 | | 1 | 110623 | NN | EET ATL | 01/28/26 16:45 |

## Client Sample ID: WAN-LF-FB-12

**Lab Sample ID: 705-55666-17**
**Date Collected: 01/21/26 14:55**
**Matrix: Water**
**Date Received: 01/23/26 12:30**

| Prep Type | Batch Type | Batch Method | Run | Dilution Factor | Batch Number | Analyst | Lab | Prepared or Analyzed |
|---|---|---|---|---|---|---|---|---|
| Total/NA | Analysis | 300.0 | | 1 | 109698 | MS | EET ATL | 01/24/26 04:16 |
| Total/NA | Prep | 3010A | | | 110483 | SA | EET ATL | 01/28/26 11:20 |
| Total/NA | Analysis | 6010D | | 1 | 111017 | DS | EET ATL | 01/29/26 20:48 |
| Total Recoverable | Prep | 3005A | | | 109826 | TR | EET ATL | 01/23/26 16:37 |
| Total Recoverable | Analysis | 6020B | | 1 | 110577 | TT | EET ATL | 01/28/26 05:03 |
| Total/NA | Prep | 7470A | | | 111502 | KB | EET ATL | 02/03/26 08:55 |
| Total/NA | Analysis | 7470A | | 1 | 111731 | GR | EET ATL | 02/03/26 15:25 |
| Total/NA | Analysis | 2540C - 2015 | | 1 | 110623 | NN | EET ATL | 01/28/26 16:45 |

## Client Sample ID: WAN-GWC-7

**Lab Sample ID: 705-55740-1**
**Date Collected: 01/22/26 13:00**
**Matrix: Water**
**Date Received: 01/23/26 09:47**

| Prep Type | Batch Type | Batch Method | Run | Dilution Factor | Batch Number | Analyst | Lab | Prepared or Analyzed |
|---|---|---|---|---|---|---|---|---|
| Total/NA | Analysis | 300.0 | | 1 | 109698 | MS | EET ATL | 01/24/26 05:36 |
| Total/NA | Prep | 3010A | | | 110108 | SA | EET ATL | 01/26/26 15:35 |
| Total/NA | Analysis | 6010D | | 1 | 110715 | DS | EET ATL | 01/28/26 19:22 |
| Total Recoverable | Prep | 3005A | | | 110012 | SA | EET ATL | 01/26/26 11:54 |
| Total Recoverable | Analysis | 6020B | | 1 | 110576 | TT | EET ATL | 01/28/26 02:10 |
| Total/NA | Prep | 7470A | | | 111478 | KB | EET ATL | 02/03/26 08:47 |
| Total/NA | Analysis | 7470A | | 1 | 111754 | GR | EET ATL | 02/03/26 14:00 |
| Total/NA | Analysis | 2540C - 2015 | | 1 | 110841 | AGA | EET ATL | 01/29/26 12:42 |

## Client Sample ID: WAN-GWC-8

**Lab Sample ID: 705-55740-2**
**Date Collected: 01/22/26 11:28**
**Matrix: Water**
**Date Received: 01/23/26 09:47**

| Prep Type | Batch Type | Batch Method | Run | Dilution Factor | Batch Number | Analyst | Lab | Prepared or Analyzed |
|---|---|---|---|---|---|---|---|---|
| Total/NA | Analysis | 300.0 | | 1 | 109698 | MS | EET ATL | 01/24/26 06:33 |
| Total/NA | Analysis | 300.0 | | 10 | 109950 | MS | EET ATL | 01/24/26 14:16 |
| Total/NA | Prep | 3010A | | | 110108 | SA | EET ATL | 01/26/26 15:35 |
| Total/NA | Analysis | 6010D | | 1 | 110715 | DS | EET ATL | 01/28/26 19:25 |
| Total Recoverable | Prep | 3005A | | | 110012 | SA | EET ATL | 01/26/26 11:54 |
| Total Recoverable | Analysis | 6020B | | 1 | 110576 | TT | EET ATL | 01/28/26 02:13 |
| Total/NA | Prep | 7470A | | | 111478 | KB | EET ATL | 02/03/26 08:47 |
| Total/NA | Analysis | 7470A | | 1 | 111754 | GR | EET ATL | 02/03/26 14:03 |

# Lab Chronicle

Client: Southern Company
Project/Site: Plant Wansley Landfill

Job ID: 705-55375-1

## Client Sample ID: WAN-GWC-8

**Lab Sample ID: 705-55740-2**
**Date Collected: 01/22/26 11:28**
**Matrix: Water**
**Date Received: 01/23/26 09:47**

| Prep Type | Batch Type | Batch Method | Run | Dilution Factor | Batch Number | Analyst | Lab | Prepared or Analyzed |
|---|---|---|---|---|---|---|---|---|
| Total/NA | Analysis | 2540C - 2015 | | 1 | 110841 | AGA | EET ATL | 01/29/26 12:42 |

## Client Sample ID: WAN-GWC-9

**Lab Sample ID: 705-55740-3**
**Date Collected: 01/22/26 10:05**
**Matrix: Water**
**Date Received: 01/23/26 09:47**

| Prep Type | Batch Type | Batch Method | Run | Dilution Factor | Batch Number | Analyst | Lab | Prepared or Analyzed |
|---|---|---|---|---|---|---|---|---|
| Total/NA | Analysis | 300.0 | | 1 | 110490 | MS | EET ATL | 01/28/26 12:19 |
| Total/NA | Prep | 3010A | | | 110108 | SA | EET ATL | 01/26/26 15:35 |
| Total/NA | Analysis | 6010D | | 1 | 110715 | DS | EET ATL | 01/28/26 19:28 |
| Total Recoverable | Prep | 3005A | | | 110012 | SA | EET ATL | 01/26/26 11:54 |
| Total Recoverable | Analysis | 6020B | | 1 | 110576 | TT | EET ATL | 01/28/26 02:37 |
| Total/NA | Prep | 7470A | | | 115201 | GR | EET ATL | 02/19/26 09:12 |
| Total/NA | Analysis | 7470A | | 1 | 115399 | GR | EET ATL | 02/19/26 15:56 |
| Total/NA | Analysis | 2540C - 2015 | | 1 | 110841 | AGA | EET ATL | 01/29/26 12:42 |

## Client Sample ID: WAN-GWC-23

**Lab Sample ID: 705-55740-4**
**Date Collected: 01/22/26 12:05**
**Matrix: Water**
**Date Received: 01/23/26 09:47**

| Prep Type | Batch Type | Batch Method | Run | Dilution Factor | Batch Number | Analyst | Lab | Prepared or Analyzed |
|---|---|---|---|---|---|---|---|---|
| Total/NA | Analysis | 300.0 | | 1 | 110490 | MS | EET ATL | 01/28/26 12:31 |
| Total/NA | Prep | 3010A | | | 110108 | SA | EET ATL | 01/26/26 15:35 |
| Total/NA | Analysis | 6010D | | 1 | 110715 | DS | EET ATL | 01/28/26 19:31 |
| Total Recoverable | Prep | 3005A | | | 110012 | SA | EET ATL | 01/26/26 11:54 |
| Total Recoverable | Analysis | 6020B | | 1 | 110576 | TT | EET ATL | 01/28/26 02:40 |
| Total/NA | Prep | 7470A | | | 111478 | KB | EET ATL | 02/03/26 08:47 |
| Total/NA | Analysis | 7470A | | 1 | 111754 | GR | EET ATL | 02/03/26 14:11 |
| Total/NA | Analysis | 2540C - 2015 | | 1 | 110841 | AGA | EET ATL | 01/29/26 12:42 |

## Client Sample ID: WAN-GWC-26

**Lab Sample ID: 705-55740-5**
**Date Collected: 01/22/26 10:15**
**Matrix: Water**
**Date Received: 01/23/26 09:47**

| Prep Type | Batch Type | Batch Method | Run | Dilution Factor | Batch Number | Analyst | Lab | Prepared or Analyzed |
|---|---|---|---|---|---|---|---|---|
| Total/NA | Analysis | 300.0 | | 1 | 110490 | MS | EET ATL | 01/28/26 12:42 |
| Total/NA | Prep | 3010A | | | 110108 | SA | EET ATL | 01/26/26 15:35 |
| Total/NA | Analysis | 6010D | | 1 | 110715 | DS | EET ATL | 01/28/26 19:34 |
| Total Recoverable | Prep | 3005A | | | 110012 | SA | EET ATL | 01/26/26 11:54 |
| Total Recoverable | Analysis | 6020B | | 1 | 110576 | TT | EET ATL | 01/28/26 02:43 |
| Total/NA | Prep | 7470A | | | 115201 | GR | EET ATL | 02/19/26 09:12 |
| Total/NA | Analysis | 7470A | | 1 | 115399 | GR | EET ATL | 02/19/26 16:06 |
| Total/NA | Analysis | 2540C - 2015 | | 1 | 110841 | AGA | EET ATL | 01/29/26 12:42 |

# Lab Chronicle

Client: Southern Company
Project/Site: Plant Wansley Landfill

Job ID: 705-55375-1

## Client Sample ID: WAN-GWC-33 — Lab Sample ID: 705-55740-6

**Date Collected: 01/22/26 10:04**
**Date Received: 01/23/26 09:47**
**Matrix: Water**

| Prep Type | Batch Type | Batch Method | Run | Dilution Factor | Batch Number | Analyst | Lab | Prepared or Analyzed |
|---|---|---|---|---|---|---|---|---|
| Total/NA | Analysis | 300.0 | | 1 | 110490 | MS | EET ATL | 01/28/26 13:27 |
| Total/NA | Prep | 3010A | | | 110108 | SA | EET ATL | 01/26/26 15:35 |
| Total/NA | Analysis | 6010D | | 1 | 110715 | DS | EET ATL | 01/28/26 19:37 |
| Total Recoverable | Prep | 3005A | | | 110012 | SA | EET ATL | 01/26/26 11:54 |
| Total Recoverable | Analysis | 6020B | | 1 | 110576 | TT | EET ATL | 01/28/26 02:45 |
| Total/NA | Prep | 7470A | | | 115201 | GR | EET ATL | 02/19/26 09:12 |
| Total/NA | Analysis | 7470A | | 1 | 115399 | GR | EET ATL | 02/19/26 16:10 |
| Total/NA | Analysis | 2540C - 2015 | | 1 | 110841 | AGA | EET ATL | 01/29/26 12:42 |

## Client Sample ID: WAN-GWC-34 — Lab Sample ID: 705-55740-7

**Date Collected: 01/22/26 10:58**
**Date Received: 01/23/26 09:47**
**Matrix: Water**

| Prep Type | Batch Type | Batch Method | Run | Dilution Factor | Batch Number | Analyst | Lab | Prepared or Analyzed |
|---|---|---|---|---|---|---|---|---|
| Total/NA | Analysis | 300.0 | | 1 | 110490 | MS | EET ATL | 01/28/26 13:39 |
| Total/NA | Prep | 3010A | | | 110108 | SA | EET ATL | 01/26/26 15:35 |
| Total/NA | Analysis | 6010D | | 1 | 110715 | DS | EET ATL | 01/28/26 19:40 |
| Total Recoverable | Prep | 3005A | | | 110012 | SA | EET ATL | 01/26/26 11:54 |
| Total Recoverable | Analysis | 6020B | | 1 | 110576 | TT | EET ATL | 01/28/26 02:48 |
| Total/NA | Prep | 7470A | | | 111478 | KB | EET ATL | 02/03/26 08:47 |
| Total/NA | Analysis | 7470A | | 1 | 111754 | GR | EET ATL | 02/03/26 14:23 |
| Total/NA | Analysis | 2540C - 2015 | | 1 | 110841 | AGA | EET ATL | 01/29/26 12:42 |

## Client Sample ID: WAN-GWC-35 — Lab Sample ID: 705-55740-8

**Date Collected: 01/22/26 12:38**
**Date Received: 01/23/26 09:47**
**Matrix: Water**

| Prep Type | Batch Type | Batch Method | Run | Dilution Factor | Batch Number | Analyst | Lab | Prepared or Analyzed |
|---|---|---|---|---|---|---|---|---|
| Total/NA | Analysis | 300.0 | | 1 | 110490 | MS | EET ATL | 01/28/26 13:50 |
| Total/NA | Prep | 3010A | | | 110108 | SA | EET ATL | 01/26/26 15:35 |
| Total/NA | Analysis | 6010D | | 1 | 110715 | DS | EET ATL | 01/28/26 19:49 |
| Total Recoverable | Prep | 3005A | | | 110012 | SA | EET ATL | 01/26/26 11:54 |
| Total Recoverable | Analysis | 6020B | | 1 | 110576 | TT | EET ATL | 01/28/26 02:51 |
| Total/NA | Prep | 7470A | | | 111478 | KB | EET ATL | 02/03/26 08:47 |
| Total/NA | Analysis | 7470A | | 1 | 111754 | GR | EET ATL | 02/03/26 14:27 |
| Total/NA | Analysis | 2540C - 2015 | | 1 | 110841 | AGA | EET ATL | 01/29/26 12:42 |

## Client Sample ID: WAN-LF-FB-13 — Lab Sample ID: 705-55740-9

**Date Collected: 01/22/26 09:50**
**Date Received: 01/23/26 09:47**
**Matrix: Water**

| Prep Type | Batch Type | Batch Method | Run | Dilution Factor | Batch Number | Analyst | Lab | Prepared or Analyzed |
|---|---|---|---|---|---|---|---|---|
| Total/NA | Analysis | 300.0 | | 1 | 110490 | MS | EET ATL | 01/28/26 14:02 |
| Total/NA | Prep | 3010A | | | 110108 | SA | EET ATL | 01/26/26 15:35 |
| Total/NA | Analysis | 6010D | | 1 | 110715 | DS | EET ATL | 01/28/26 19:52 |

# Lab Chronicle

Client: Southern Company
Project/Site: Plant Wansley Landfill

Job ID: 705-55375-1

## Client Sample ID: WAN-LF-FB-13
**Lab Sample ID: 705-55740-9**
**Date Collected: 01/22/26 09:50**
**Matrix: Water**
**Date Received: 01/23/26 09:47**

| Prep Type | Batch Type | Batch Method | Run | Dilution Factor | Batch Number | Analyst | Lab | Prepared or Analyzed |
|---|---|---|---|---|---|---|---|---|
| Total Recoverable | Prep | 3005A | | | 110012 | SA | EET ATL | 01/26/26 11:54 |
| Total Recoverable | Analysis | 6020B | | 1 | 110576 | TT | EET ATL | 01/28/26 02:54 |
| Total/NA | Prep | 7470A | | | 111478 | KB | EET ATL | 02/03/26 08:47 |
| Total/NA | Analysis | 7470A | | 1 | 111754 | GR | EET ATL | 02/03/26 14:31 |
| Total/NA | Analysis | 2540C - 2015 | | 1 | 110841 | AGA | EET ATL | 01/29/26 12:42 |

## Client Sample ID: WAN-LF-EB-05
**Lab Sample ID: 705-55740-10**
**Date Collected: 01/22/26 10:45**
**Matrix: Water**
**Date Received: 01/23/26 09:47**

| Prep Type | Batch Type | Batch Method | Run | Dilution Factor | Batch Number | Analyst | Lab | Prepared or Analyzed |
|---|---|---|---|---|---|---|---|---|
| Total/NA | Analysis | 300.0 | | 1 | 110490 | MS | EET ATL | 01/28/26 14:13 |
| Total/NA | Prep | 3010A | | | 110108 | SA | EET ATL | 01/26/26 15:35 |
| Total/NA | Analysis | 6010D | | 1 | 110715 | DS | EET ATL | 01/28/26 19:55 |
| Total Recoverable | Prep | 3005A | | | 110012 | SA | EET ATL | 01/26/26 11:54 |
| Total Recoverable | Analysis | 6020B | | 1 | 110576 | TT | EET ATL | 01/28/26 02:56 |
| Total/NA | Prep | 7470A | | | 115201 | GR | EET ATL | 02/19/26 09:12 |
| Total/NA | Analysis | 7470A | | 1 | 115399 | GR | EET ATL | 02/19/26 16:13 |
| Total/NA | Analysis | 2540C - 2015 | | 1 | 110841 | AGA | EET ATL | 01/29/26 12:42 |

## Client Sample ID: WAN-LF-EB-06
**Lab Sample ID: 705-55740-11**
**Date Collected: 01/22/26 11:50**
**Matrix: Water**
**Date Received: 01/23/26 09:47**

| Prep Type | Batch Type | Batch Method | Run | Dilution Factor | Batch Number | Analyst | Lab | Prepared or Analyzed |
|---|---|---|---|---|---|---|---|---|
| Total/NA | Analysis | 300.0 | | 1 | 110490 | MS | EET ATL | 01/28/26 14:24 |
| Total/NA | Prep | 3010A | | | 110483 | SA | EET ATL | 01/28/26 11:20 |
| Total/NA | Analysis | 6010D | | 1 | 111017 | DS | EET ATL | 01/29/26 20:09 |
| Total Recoverable | Prep | 3005A | | | 110012 | SA | EET ATL | 01/26/26 11:54 |
| Total Recoverable | Analysis | 6020B | | 1 | 110576 | TT | EET ATL | 01/28/26 02:59 |
| Total/NA | Prep | 7470A | | | 111478 | KB | EET ATL | 02/03/26 08:47 |
| Total/NA | Analysis | 7470A | | 1 | 111754 | GR | EET ATL | 02/03/26 14:50 |
| Total/NA | Analysis | 2540C - 2015 | | 1 | 110841 | AGA | EET ATL | 01/29/26 12:42 |

## Client Sample ID: WAN-LF-EB-07
**Lab Sample ID: 705-55740-12**
**Date Collected: 01/22/26 13:30**
**Matrix: Water**
**Date Received: 01/23/26 09:47**

| Prep Type | Batch Type | Batch Method | Run | Dilution Factor | Batch Number | Analyst | Lab | Prepared or Analyzed |
|---|---|---|---|---|---|---|---|---|
| Total/NA | Analysis | 300.0 | | 1 | 110490 | MS | EET ATL | 01/28/26 14:36 |
| Total/NA | Prep | 3010A | | | 110483 | SA | EET ATL | 01/28/26 11:20 |
| Total/NA | Analysis | 6010D | | 1 | 111017 | DS | EET ATL | 01/29/26 20:12 |
| Total Recoverable | Prep | 3005A | | | 110012 | SA | EET ATL | 01/26/26 11:54 |
| Total Recoverable | Analysis | 6020B | | 1 | 110576 | TT | EET ATL | 01/28/26 03:02 |

# Lab Chronicle

Client: Southern Company
Project/Site: Plant Wansley Landfill

Job ID: 705-55375-1

## Client Sample ID: WAN-LF-EB-07

**Date Collected: 01/22/26 13:30**
**Date Received: 01/23/26 09:47**

## Lab Sample ID: 705-55740-12

**Matrix: Water**

| Prep Type | Batch Type | Batch Method | Run | Dilution Factor | Batch Number | Analyst | Lab | Prepared or Analyzed |
|---|---|---|---|---|---|---|---|---|
| Total/NA | Prep | 7470A | | | 111478 | KB | EET ATL | 02/03/26 08:47 |
| Total/NA | Analysis | 7470A | | 1 | 111754 | GR | EET ATL | 02/03/26 14:54 |
| Total/NA | Analysis | 2540C - 2015 | | 1 | 110841 | AGA | EET ATL | 01/29/26 12:42 |

**Laboratory References:**

EET ATL = Eurofins Atlanta, 3080 Presidential Dr, Atlanta, GA 30340, TEL (770)457-8177

# QC Association Summary

Client: Southern Company
Project/Site: Plant Wansley Landfill

Job ID: 705-55375-1

## HPLC/IC

### Analysis Batch: 109120

| Lab Sample ID | Client Sample ID | Prep Type | Matrix | Method | Prep Batch |
|---|---|---|---|---|---|
| 705-55375-1 | WAN-GWA-1 | Total/NA | Water | 300.0 | |
| 705-55375-2 | WAN-GWA-2 | Total/NA | Water | 300.0 | |
| 705-55375-3 | WAN-GWA-4 | Total/NA | Water | 300.0 | |
| 705-55375-4 | WAN-GWA-28 | Total/NA | Water | 300.0 | |
| 705-55375-5 | WAN-GWA-29 | Total/NA | Water | 300.0 | |
| 705-55375-6 | WAN-GWC-6 | Total/NA | Water | 300.0 | |
| 705-55375-7 | WAN-GWC-14 | Total/NA | Water | 300.0 | |
| 705-55375-8 | WAN-GWC-21 | Total/NA | Water | 300.0 | |
| 705-55375-9 | WAN-GWC-22 | Total/NA | Water | 300.0 | |
| 705-55375-10 | WAN-LF-FD-04 | Total/NA | Water | 300.0 | |
| 705-55375-11 | WAN-LF-EB-04 | Total/NA | Water | 300.0 | |
| 705-55375-12 | WAN-GWC-20 | Total/NA | Water | 300.0 | |
| 705-55375-13 | WAN-GWC-24 | Total/NA | Water | 300.0 | |
| 705-55375-15 | WAN-GWC-10 | Total/NA | Water | 300.0 | |
| 705-55375-16 | WAN-GWC-30 | Total/NA | Water | 300.0 | |
| MB 705-109120/143 | Method Blank | Total/NA | Water | 300.0 | |
| LCS 705-109120/144 | Lab Control Sample | Total/NA | Water | 300.0 | |
| 705-55375-4 MS | WAN-GWA-28 | Total/NA | Water | 300.0 | |
| 705-55375-4 MSD | WAN-GWA-28 | Total/NA | Water | 300.0 | |

### Analysis Batch: 109404

| Lab Sample ID | Client Sample ID | Prep Type | Matrix | Method | Prep Batch |
|---|---|---|---|---|---|
| 705-55375-7 | WAN-GWC-14 | Total/NA | Water | 300.0 | |
| 705-55375-17 | WAN-LF-FB-10 | Total/NA | Water | 300.0 | |
| MB 705-109404/3 | Method Blank | Total/NA | Water | 300.0 | |
| LCS 705-109404/4 | Lab Control Sample | Total/NA | Water | 300.0 | |
| 705-55366-A-1 MS | Matrix Spike | Total/NA | Water | 300.0 | |
| 705-55366-A-1 MSD | Matrix Spike Duplicate | Total/NA | Water | 300.0 | |

### Analysis Batch: 109698

| Lab Sample ID | Client Sample ID | Prep Type | Matrix | Method | Prep Batch |
|---|---|---|---|---|---|
| 705-55666-1 | WAN-GWC-5 | Total/NA | Water | 300.0 | |
| 705-55666-2 | WAN-GWC-11 | Total/NA | Water | 300.0 | |
| 705-55666-3 | WAN-GWC-12 | Total/NA | Water | 300.0 | |
| 705-55666-4 | WAN-GWC-13 | Total/NA | Water | 300.0 | |
| 705-55666-5 | WAN-GWC-15 | Total/NA | Water | 300.0 | |
| 705-55666-6 | WAN-GWC-16 | Total/NA | Water | 300.0 | |
| 705-55666-7 | WAN-GWC-17 | Total/NA | Water | 300.0 | |
| 705-55666-8 | WAN-GWC-18 | Total/NA | Water | 300.0 | |
| 705-55666-9 | WAN-GWC-19 | Total/NA | Water | 300.0 | |
| 705-55666-10 | WAN-GWC-25 | Total/NA | Water | 300.0 | |
| 705-55666-11 | WAN-GWC-27 | Total/NA | Water | 300.0 | |
| 705-55666-12 | WAN-GWC-32 | Total/NA | Water | 300.0 | |
| 705-55666-13 | WAN-LF-FD-05 | Total/NA | Water | 300.0 | |
| 705-55666-14 | WAN-LF-FD-06 | Total/NA | Water | 300.0 | |
| 705-55666-15 | WAN-LF-FD-07 | Total/NA | Water | 300.0 | |
| 705-55666-16 | WAN-LF-FB-11 | Total/NA | Water | 300.0 | |
| 705-55666-17 | WAN-LF-FB-12 | Total/NA | Water | 300.0 | |
| 705-55740-1 | WAN-GWC-7 | Total/NA | Water | 300.0 | |
| 705-55740-2 | WAN-GWC-8 | Total/NA | Water | 300.0 | |
| MB 705-109698/128 | Method Blank | Total/NA | Water | 300.0 | |

## HPLC/IC (Continued)

### Analysis Batch: 109698 (Continued)

| Lab Sample ID | Client Sample ID | Prep Type | Matrix | Method | Prep Batch |
|---|---|---|---|---|---|
| MB 705-109698/159 | Method Blank | Total/NA | Water | 300.0 | |
| LCS 705-109698/129 | Lab Control Sample | Total/NA | Water | 300.0 | |
| LCS 705-109698/160 | Lab Control Sample | Total/NA | Water | 300.0 | |
| 705-55612-D-28 MS | Matrix Spike | Total/NA | Water | 300.0 | |
| 705-55612-D-28 MSD | Matrix Spike Duplicate | Total/NA | Water | 300.0 | |
| 705-55666-12 MS | WAN-GWC-32 | Total/NA | Water | 300.0 | |
| 705-55666-12 MSD | WAN-GWC-32 | Total/NA | Water | 300.0 | |

### Analysis Batch: 109950

| Lab Sample ID | Client Sample ID | Prep Type | Matrix | Method | Prep Batch |
|---|---|---|---|---|---|
| 705-55740-2 | WAN-GWC-8 | Total/NA | Water | 300.0 | |
| MB 705-109950/1002 | Method Blank | Total/NA | Water | 300.0 | |
| LCS 705-109950/1001 | Lab Control Sample | Total/NA | Water | 300.0 | |
| 705-55753-C-12 MS | Matrix Spike | Total/NA | Water | 300.0 | |
| 705-55753-C-12 MSD | Matrix Spike Duplicate | Total/NA | Water | 300.0 | |

### Analysis Batch: 110490

| Lab Sample ID | Client Sample ID | Prep Type | Matrix | Method | Prep Batch |
|---|---|---|---|---|---|
| 705-55740-3 | WAN-GWC-9 | Total/NA | Water | 300.0 | |
| 705-55740-4 | WAN-GWC-23 | Total/NA | Water | 300.0 | |
| 705-55740-5 | WAN-GWC-26 | Total/NA | Water | 300.0 | |
| 705-55740-6 | WAN-GWC-33 | Total/NA | Water | 300.0 | |
| 705-55740-7 | WAN-GWC-34 | Total/NA | Water | 300.0 | |
| 705-55740-8 | WAN-GWC-35 | Total/NA | Water | 300.0 | |
| 705-55740-9 | WAN-LF-FB-13 | Total/NA | Water | 300.0 | |
| 705-55740-10 | WAN-LF-EB-05 | Total/NA | Water | 300.0 | |
| 705-55740-11 | WAN-LF-EB-06 | Total/NA | Water | 300.0 | |
| 705-55740-12 | WAN-LF-EB-07 | Total/NA | Water | 300.0 | |
| MB 705-110490/3 | Method Blank | Total/NA | Water | 300.0 | |
| LCS 705-110490/4 | Lab Control Sample | Total/NA | Water | 300.0 | |
| 705-55873-C-2 MS | Matrix Spike | Total/NA | Water | 300.0 | |
| 705-55873-C-2 MSD | Matrix Spike Duplicate | Total/NA | Water | 300.0 | |

## Metals

### Prep Batch: 109295

| Lab Sample ID | Client Sample ID | Prep Type | Matrix | Method | Prep Batch |
|---|---|---|---|---|---|
| 705-55375-1 | WAN-GWA-1 | Total Recoverable | Water | 3005A | |
| 705-55375-2 | WAN-GWA-2 | Total Recoverable | Water | 3005A | |
| 705-55375-3 | WAN-GWA-4 | Total Recoverable | Water | 3005A | |
| 705-55375-4 | WAN-GWA-28 | Total Recoverable | Water | 3005A | |
| 705-55375-5 | WAN-GWA-29 | Total Recoverable | Water | 3005A | |
| 705-55375-6 | WAN-GWC-6 | Total Recoverable | Water | 3005A | |
| 705-55375-7 | WAN-GWC-14 | Total Recoverable | Water | 3005A | |
| 705-55375-8 | WAN-GWC-21 | Total Recoverable | Water | 3005A | |
| 705-55375-9 | WAN-GWC-22 | Total Recoverable | Water | 3005A | |
| 705-55375-10 | WAN-LF-FD-04 | Total Recoverable | Water | 3005A | |
| 705-55375-11 | WAN-LF-EB-04 | Total Recoverable | Water | 3005A | |
| 705-55375-12 | WAN-GWC-20 | Total Recoverable | Water | 3005A | |
| 705-55375-13 | WAN-GWC-24 | Total Recoverable | Water | 3005A | |
| 705-55375-14 | WAN-GWA-3 | Total Recoverable | Water | 3005A | |

## Metals (Continued)

### Prep Batch: 109295 (Continued)

| Lab Sample ID | Client Sample ID | Prep Type | Matrix | Method | Prep Batch |
|---|---|---|---|---|---|
| 705-55375-15 | WAN-GWC-10 | Total Recoverable | Water | 3005A | |
| 705-55375-16 | WAN-GWC-30 | Total Recoverable | Water | 3005A | |
| 705-55375-17 | WAN-LF-FB-10 | Total Recoverable | Water | 3005A | |
| MB 705-109295/1-A | Method Blank | Total Recoverable | Water | 3005A | |
| LCS 705-109295/2-A | Lab Control Sample | Total Recoverable | Water | 3005A | |
| 705-55375-1 MS | WAN-GWA-1 | Total Recoverable | Water | 3005A | |
| 705-55375-1 MSD | WAN-GWA-1 | Total Recoverable | Water | 3005A | |

### Prep Batch: 109378

| Lab Sample ID | Client Sample ID | Prep Type | Matrix | Method | Prep Batch |
|---|---|---|---|---|---|
| 705-55375-1 | WAN-GWA-1 | Total/NA | Water | 3010A | |
| 705-55375-2 | WAN-GWA-2 | Total/NA | Water | 3010A | |
| 705-55375-3 | WAN-GWA-4 | Total/NA | Water | 3010A | |
| 705-55375-4 | WAN-GWA-28 | Total/NA | Water | 3010A | |
| 705-55375-5 | WAN-GWA-29 | Total/NA | Water | 3010A | |
| 705-55375-6 | WAN-GWC-6 | Total/NA | Water | 3010A | |
| 705-55375-7 | WAN-GWC-14 | Total/NA | Water | 3010A | |
| 705-55375-8 | WAN-GWC-21 | Total/NA | Water | 3010A | |
| 705-55375-9 | WAN-GWC-22 | Total/NA | Water | 3010A | |
| 705-55375-10 | WAN-LF-FD-04 | Total/NA | Water | 3010A | |
| 705-55375-11 | WAN-LF-EB-04 | Total/NA | Water | 3010A | |
| 705-55375-12 | WAN-GWC-20 | Total/NA | Water | 3010A | |
| 705-55375-13 | WAN-GWC-24 | Total/NA | Water | 3010A | |
| 705-55375-14 | WAN-GWA-3 | Total/NA | Water | 3010A | |
| 705-55375-15 | WAN-GWC-10 | Total/NA | Water | 3010A | |
| 705-55375-16 | WAN-GWC-30 | Total/NA | Water | 3010A | |
| 705-55375-17 | WAN-LF-FB-10 | Total/NA | Water | 3010A | |
| MB 705-109378/1-A | Method Blank | Total/NA | Water | 3010A | |
| LCS 705-109378/2-A | Lab Control Sample | Total/NA | Water | 3010A | |
| 705-55375-2 MS | WAN-GWA-2 | Total/NA | Water | 3010A | |
| 705-55375-2 MSD | WAN-GWA-2 | Total/NA | Water | 3010A | |

### Analysis Batch: 109719

| Lab Sample ID | Client Sample ID | Prep Type | Matrix | Method | Prep Batch |
|---|---|---|---|---|---|
| 705-55375-1 | WAN-GWA-1 | Total Recoverable | Water | 6020B | 109295 |
| 705-55375-2 | WAN-GWA-2 | Total Recoverable | Water | 6020B | 109295 |
| 705-55375-3 | WAN-GWA-4 | Total Recoverable | Water | 6020B | 109295 |
| 705-55375-4 | WAN-GWA-28 | Total Recoverable | Water | 6020B | 109295 |
| 705-55375-5 | WAN-GWA-29 | Total Recoverable | Water | 6020B | 109295 |
| 705-55375-6 | WAN-GWC-6 | Total Recoverable | Water | 6020B | 109295 |
| 705-55375-7 | WAN-GWC-14 | Total Recoverable | Water | 6020B | 109295 |
| 705-55375-8 | WAN-GWC-21 | Total Recoverable | Water | 6020B | 109295 |
| 705-55375-9 | WAN-GWC-22 | Total Recoverable | Water | 6020B | 109295 |
| 705-55375-10 | WAN-LF-FD-04 | Total Recoverable | Water | 6020B | 109295 |
| 705-55375-11 | WAN-LF-EB-04 | Total Recoverable | Water | 6020B | 109295 |
| 705-55375-12 | WAN-GWC-20 | Total Recoverable | Water | 6020B | 109295 |
| 705-55375-13 | WAN-GWC-24 | Total Recoverable | Water | 6020B | 109295 |
| 705-55375-14 | WAN-GWA-3 | Total Recoverable | Water | 6020B | 109295 |
| 705-55375-15 | WAN-GWC-10 | Total Recoverable | Water | 6020B | 109295 |
| 705-55375-16 | WAN-GWC-30 | Total Recoverable | Water | 6020B | 109295 |
| 705-55375-17 | WAN-LF-FB-10 | Total Recoverable | Water | 6020B | 109295 |

## Metals (Continued)

### Analysis Batch: 109719 (Continued)

| Lab Sample ID | Client Sample ID | Prep Type | Matrix | Method | Prep Batch |
|---|---|---|---|---|---|
| MB 705-109295/1-A | Method Blank | Total Recoverable | Water | 6020B | 109295 |
| LCS 705-109295/2-A | Lab Control Sample | Total Recoverable | Water | 6020B | 109295 |
| 705-55375-1 MS | WAN-GWA-1 | Total Recoverable | Water | 6020B | 109295 |
| 705-55375-1 MSD | WAN-GWA-1 | Total Recoverable | Water | 6020B | 109295 |

### Analysis Batch: 109734

| Lab Sample ID | Client Sample ID | Prep Type | Matrix | Method | Prep Batch |
|---|---|---|---|---|---|
| 705-55375-1 | WAN-GWA-1 | Total/NA | Water | 6010D | 109378 |
| 705-55375-2 | WAN-GWA-2 | Total/NA | Water | 6010D | 109378 |
| 705-55375-3 | WAN-GWA-4 | Total/NA | Water | 6010D | 109378 |
| 705-55375-4 | WAN-GWA-28 | Total/NA | Water | 6010D | 109378 |
| 705-55375-5 | WAN-GWA-29 | Total/NA | Water | 6010D | 109378 |
| 705-55375-6 | WAN-GWC-6 | Total/NA | Water | 6010D | 109378 |
| 705-55375-7 | WAN-GWC-14 | Total/NA | Water | 6010D | 109378 |
| 705-55375-8 | WAN-GWC-21 | Total/NA | Water | 6010D | 109378 |
| 705-55375-9 | WAN-GWC-22 | Total/NA | Water | 6010D | 109378 |
| 705-55375-10 | WAN-LF-FD-04 | Total/NA | Water | 6010D | 109378 |
| 705-55375-11 | WAN-LF-EB-04 | Total/NA | Water | 6010D | 109378 |
| 705-55375-12 | WAN-GWC-20 | Total/NA | Water | 6010D | 109378 |
| 705-55375-13 | WAN-GWC-24 | Total/NA | Water | 6010D | 109378 |
| 705-55375-14 | WAN-GWA-3 | Total/NA | Water | 6010D | 109378 |
| 705-55375-15 | WAN-GWC-10 | Total/NA | Water | 6010D | 109378 |
| 705-55375-16 | WAN-GWC-30 | Total/NA | Water | 6010D | 109378 |
| 705-55375-17 | WAN-LF-FB-10 | Total/NA | Water | 6010D | 109378 |
| MB 705-109378/1-A | Method Blank | Total/NA | Water | 6010D | 109378 |
| LCS 705-109378/2-A | Lab Control Sample | Total/NA | Water | 6010D | 109378 |
| 705-55375-2 MS | WAN-GWA-2 | Total/NA | Water | 6010D | 109378 |
| 705-55375-2 MSD | WAN-GWA-2 | Total/NA | Water | 6010D | 109378 |

### Prep Batch: 109826

| Lab Sample ID | Client Sample ID | Prep Type | Matrix | Method | Prep Batch |
|---|---|---|---|---|---|
| 705-55666-1 | WAN-GWC-5 | Total Recoverable | Water | 3005A | |
| 705-55666-2 | WAN-GWC-11 | Total Recoverable | Water | 3005A | |
| 705-55666-3 | WAN-GWC-12 | Total Recoverable | Water | 3005A | |
| 705-55666-4 | WAN-GWC-13 | Total Recoverable | Water | 3005A | |
| 705-55666-5 | WAN-GWC-15 | Total Recoverable | Water | 3005A | |
| 705-55666-6 | WAN-GWC-16 | Total Recoverable | Water | 3005A | |
| 705-55666-7 | WAN-GWC-17 | Total Recoverable | Water | 3005A | |
| 705-55666-8 | WAN-GWC-18 | Total Recoverable | Water | 3005A | |
| 705-55666-9 | WAN-GWC-19 | Total Recoverable | Water | 3005A | |
| 705-55666-10 | WAN-GWC-25 | Total Recoverable | Water | 3005A | |
| 705-55666-11 | WAN-GWC-27 | Total Recoverable | Water | 3005A | |
| 705-55666-12 | WAN-GWC-32 | Total Recoverable | Water | 3005A | |
| 705-55666-13 | WAN-LF-FD-05 | Total Recoverable | Water | 3005A | |
| 705-55666-14 | WAN-LF-FD-06 | Total Recoverable | Water | 3005A | |
| 705-55666-15 | WAN-LF-FD-07 | Total Recoverable | Water | 3005A | |
| 705-55666-16 | WAN-LF-FB-11 | Total Recoverable | Water | 3005A | |
| 705-55666-17 | WAN-LF-FB-12 | Total Recoverable | Water | 3005A | |
| MB 705-109826/1-A | Method Blank | Total Recoverable | Water | 3005A | |
| LCS 705-109826/2-A | Lab Control Sample | Total Recoverable | Water | 3005A | |
| 705-55666-1 MS | WAN-GWC-5 | Total Recoverable | Water | 3005A | |

## Metals (Continued)

### Prep Batch: 109826 (Continued)

| Lab Sample ID | Client Sample ID | Prep Type | Matrix | Method | Prep Batch |
|---|---|---|---|---|---|
| 705-55666-1 MSD | WAN-GWC-5 | Total Recoverable | Water | 3005A | |

### Prep Batch: 110012

| Lab Sample ID | Client Sample ID | Prep Type | Matrix | Method | Prep Batch |
|---|---|---|---|---|---|
| 705-55740-1 | WAN-GWC-7 | Total Recoverable | Water | 3005A | |
| 705-55740-2 | WAN-GWC-8 | Total Recoverable | Water | 3005A | |
| 705-55740-3 | WAN-GWC-9 | Total Recoverable | Water | 3005A | |
| 705-55740-4 | WAN-GWC-23 | Total Recoverable | Water | 3005A | |
| 705-55740-5 | WAN-GWC-26 | Total Recoverable | Water | 3005A | |
| 705-55740-6 | WAN-GWC-33 | Total Recoverable | Water | 3005A | |
| 705-55740-7 | WAN-GWC-34 | Total Recoverable | Water | 3005A | |
| 705-55740-8 | WAN-GWC-35 | Total Recoverable | Water | 3005A | |
| 705-55740-9 | WAN-LF-FB-13 | Total Recoverable | Water | 3005A | |
| 705-55740-10 | WAN-LF-EB-05 | Total Recoverable | Water | 3005A | |
| 705-55740-11 | WAN-LF-EB-06 | Total Recoverable | Water | 3005A | |
| 705-55740-12 | WAN-LF-EB-07 | Total Recoverable | Water | 3005A | |
| MB 705-110012/1-A | Method Blank | Total Recoverable | Water | 3005A | |
| LCS 705-110012/2-A | Lab Control Sample | Total Recoverable | Water | 3005A | |
| 705-55752-G-5-B MS | Matrix Spike | Total Recoverable | Water | 3005A | |
| 705-55752-G-5-C MSD | Matrix Spike Duplicate | Total Recoverable | Water | 3005A | |

### Prep Batch: 110108

| Lab Sample ID | Client Sample ID | Prep Type | Matrix | Method | Prep Batch |
|---|---|---|---|---|---|
| 705-55740-1 | WAN-GWC-7 | Total/NA | Water | 3010A | |
| 705-55740-2 | WAN-GWC-8 | Total/NA | Water | 3010A | |
| 705-55740-3 | WAN-GWC-9 | Total/NA | Water | 3010A | |
| 705-55740-4 | WAN-GWC-23 | Total/NA | Water | 3010A | |
| 705-55740-5 | WAN-GWC-26 | Total/NA | Water | 3010A | |
| 705-55740-6 | WAN-GWC-33 | Total/NA | Water | 3010A | |
| 705-55740-7 | WAN-GWC-34 | Total/NA | Water | 3010A | |
| 705-55740-8 | WAN-GWC-35 | Total/NA | Water | 3010A | |
| 705-55740-9 | WAN-LF-FB-13 | Total/NA | Water | 3010A | |
| 705-55740-10 | WAN-LF-EB-05 | Total/NA | Water | 3010A | |
| MB 705-110108/1-A | Method Blank | Total/NA | Water | 3010A | |
| LCS 705-110108/2-A | Lab Control Sample | Total/NA | Water | 3010A | |
| 705-55621-G-1-B MS | Matrix Spike | Total/NA | Water | 3010A | |
| 705-55621-G-1-C MSD | Matrix Spike Duplicate | Total/NA | Water | 3010A | |

### Analysis Batch: 110331

| Lab Sample ID | Client Sample ID | Prep Type | Matrix | Method | Prep Batch |
|---|---|---|---|---|---|
| 705-55375-7 | WAN-GWC-14 | Total Recoverable | Water | 6020B | 109295 |
| 705-55375-8 | WAN-GWC-21 | Total Recoverable | Water | 6020B | 109295 |
| 705-55375-14 | WAN-GWA-3 | Total Recoverable | Water | 6020B | 109295 |

### Prep Batch: 110336

| Lab Sample ID | Client Sample ID | Prep Type | Matrix | Method | Prep Batch |
|---|---|---|---|---|---|
| 705-55666-4 | WAN-GWC-13 | Total/NA | Water | 3010A | |
| 705-55666-5 | WAN-GWC-15 | Total/NA | Water | 3010A | |
| 705-55666-6 | WAN-GWC-16 | Total/NA | Water | 3010A | |
| 705-55666-7 | WAN-GWC-17 | Total/NA | Water | 3010A | |
| 705-55666-8 | WAN-GWC-18 | Total/NA | Water | 3010A | |

## Metals (Continued)

### Prep Batch: 110336 (Continued)

| Lab Sample ID | Client Sample ID | Prep Type | Matrix | Method | Prep Batch |
|---|---|---|---|---|---|
| 705-55666-9 | WAN-GWC-19 | Total/NA | Water | 3010A | |
| 705-55666-10 | WAN-GWC-25 | Total/NA | Water | 3010A | |
| 705-55666-11 | WAN-GWC-27 | Total/NA | Water | 3010A | |
| 705-55666-12 | WAN-GWC-32 | Total/NA | Water | 3010A | |
| 705-55666-13 | WAN-LF-FD-05 | Total/NA | Water | 3010A | |
| 705-55666-14 | WAN-LF-FD-06 | Total/NA | Water | 3010A | |
| MB 705-110336/1-A | Method Blank | Total/NA | Water | 3010A | |
| LCS 705-110336/2-A | Lab Control Sample | Total/NA | Water | 3010A | |
| 705-55836-C-5-B MS | Matrix Spike | Total/NA | Water | 3010A | |
| 705-55836-C-5-C MSD | Matrix Spike Duplicate | Total/NA | Water | 3010A | |

### Prep Batch: 110468

| Lab Sample ID | Client Sample ID | Prep Type | Matrix | Method | Prep Batch |
|---|---|---|---|---|---|
| 705-55666-1 | WAN-GWC-5 | Total/NA | Water | 3010A | |
| 705-55666-2 | WAN-GWC-11 | Total/NA | Water | 3010A | |
| MB 705-110468/1-A | Method Blank | Total/NA | Water | 3010A | |
| LCS 705-110468/2-A | Lab Control Sample | Total/NA | Water | 3010A | |
| 705-55879-B-1-B MS | Matrix Spike | Total/NA | Water | 3010A | |
| 705-55879-B-1-C MSD | Matrix Spike Duplicate | Total/NA | Water | 3010A | |

### Prep Batch: 110483

| Lab Sample ID | Client Sample ID | Prep Type | Matrix | Method | Prep Batch |
|---|---|---|---|---|---|
| 705-55666-3 | WAN-GWC-12 | Total/NA | Water | 3010A | |
| 705-55666-15 | WAN-LF-FD-07 | Total/NA | Water | 3010A | |
| 705-55666-16 | WAN-LF-FB-11 | Total/NA | Water | 3010A | |
| 705-55666-17 | WAN-LF-FB-12 | Total/NA | Water | 3010A | |
| 705-55740-11 | WAN-LF-EB-06 | Total/NA | Water | 3010A | |
| 705-55740-12 | WAN-LF-EB-07 | Total/NA | Water | 3010A | |
| MB 705-110483/1-A | Method Blank | Total/NA | Water | 3010A | |
| LCS 705-110483/2-A | Lab Control Sample | Total/NA | Water | 3010A | |
| 705-53021-B-9-B MS | Matrix Spike | Total/NA | Water | 3010A | |
| 705-53021-B-9-C MSD | Matrix Spike Duplicate | Total/NA | Water | 3010A | |

### Prep Batch: 110531

| Lab Sample ID | Client Sample ID | Prep Type | Matrix | Method | Prep Batch |
|---|---|---|---|---|---|
| 705-55375-1 | WAN-GWA-1 | Total/NA | Water | 7470A | |
| 705-55375-2 | WAN-GWA-2 | Total/NA | Water | 7470A | |
| 705-55375-3 | WAN-GWA-4 | Total/NA | Water | 7470A | |
| 705-55375-4 | WAN-GWA-28 | Total/NA | Water | 7470A | |
| 705-55375-5 | WAN-GWA-29 | Total/NA | Water | 7470A | |
| 705-55375-6 | WAN-GWC-6 | Total/NA | Water | 7470A | |
| 705-55375-7 | WAN-GWC-14 | Total/NA | Water | 7470A | |
| 705-55375-8 | WAN-GWC-21 | Total/NA | Water | 7470A | |
| 705-55375-9 | WAN-GWC-22 | Total/NA | Water | 7470A | |
| 705-55375-10 | WAN-LF-FD-04 | Total/NA | Water | 7470A | |
| 705-55375-11 | WAN-LF-EB-04 | Total/NA | Water | 7470A | |
| 705-55375-12 | WAN-GWC-20 | Total/NA | Water | 7470A | |
| 705-55375-13 | WAN-GWC-24 | Total/NA | Water | 7470A | |
| 705-55375-14 | WAN-GWA-3 | Total/NA | Water | 7470A | |
| 705-55375-15 | WAN-GWC-10 | Total/NA | Water | 7470A | |
| 705-55375-16 | WAN-GWC-30 | Total/NA | Water | 7470A | |

## Metals (Continued)

### Prep Batch: 110531 (Continued)

| Lab Sample ID | Client Sample ID | Prep Type | Matrix | Method | Prep Batch |
|---|---|---|---|---|---|
| 705-55375-17 | WAN-LF-FB-10 | Total/NA | Water | 7470A | |
| MB 705-110531/1-A | Method Blank | Total/NA | Water | 7470A | |
| LCS 705-110531/2-A | Lab Control Sample | Total/NA | Water | 7470A | |
| 705-55375-1 MS | WAN-GWA-1 | Total/NA | Water | 7470A | |
| 705-55375-1 MSD | WAN-GWA-1 | Total/NA | Water | 7470A | |

### Analysis Batch: 110576

| Lab Sample ID | Client Sample ID | Prep Type | Matrix | Method | Prep Batch |
|---|---|---|---|---|---|
| 705-55740-1 | WAN-GWC-7 | Total Recoverable | Water | 6020B | 110012 |
| 705-55740-2 | WAN-GWC-8 | Total Recoverable | Water | 6020B | 110012 |
| 705-55740-3 | WAN-GWC-9 | Total Recoverable | Water | 6020B | 110012 |
| 705-55740-4 | WAN-GWC-23 | Total Recoverable | Water | 6020B | 110012 |
| 705-55740-5 | WAN-GWC-26 | Total Recoverable | Water | 6020B | 110012 |
| 705-55740-6 | WAN-GWC-33 | Total Recoverable | Water | 6020B | 110012 |
| 705-55740-7 | WAN-GWC-34 | Total Recoverable | Water | 6020B | 110012 |
| 705-55740-8 | WAN-GWC-35 | Total Recoverable | Water | 6020B | 110012 |
| 705-55740-9 | WAN-LF-FB-13 | Total Recoverable | Water | 6020B | 110012 |
| 705-55740-10 | WAN-LF-EB-05 | Total Recoverable | Water | 6020B | 110012 |
| 705-55740-11 | WAN-LF-EB-06 | Total Recoverable | Water | 6020B | 110012 |
| 705-55740-12 | WAN-LF-EB-07 | Total Recoverable | Water | 6020B | 110012 |
| MB 705-110012/1-A | Method Blank | Total Recoverable | Water | 6020B | 110012 |
| LCS 705-110012/2-A | Lab Control Sample | Total Recoverable | Water | 6020B | 110012 |
| 705-55752-G-5-B MS | Matrix Spike | Total Recoverable | Water | 6020B | 110012 |
| 705-55752-G-5-C MSD | Matrix Spike Duplicate | Total Recoverable | Water | 6020B | 110012 |

### Analysis Batch: 110577

| Lab Sample ID | Client Sample ID | Prep Type | Matrix | Method | Prep Batch |
|---|---|---|---|---|---|
| 705-55666-1 | WAN-GWC-5 | Total Recoverable | Water | 6020B | 109826 |
| 705-55666-2 | WAN-GWC-11 | Total Recoverable | Water | 6020B | 109826 |
| 705-55666-3 | WAN-GWC-12 | Total Recoverable | Water | 6020B | 109826 |
| 705-55666-4 | WAN-GWC-13 | Total Recoverable | Water | 6020B | 109826 |
| 705-55666-5 | WAN-GWC-15 | Total Recoverable | Water | 6020B | 109826 |
| 705-55666-6 | WAN-GWC-16 | Total Recoverable | Water | 6020B | 109826 |
| 705-55666-7 | WAN-GWC-17 | Total Recoverable | Water | 6020B | 109826 |
| 705-55666-8 | WAN-GWC-18 | Total Recoverable | Water | 6020B | 109826 |
| 705-55666-9 | WAN-GWC-19 | Total Recoverable | Water | 6020B | 109826 |
| 705-55666-10 | WAN-GWC-25 | Total Recoverable | Water | 6020B | 109826 |
| 705-55666-11 | WAN-GWC-27 | Total Recoverable | Water | 6020B | 109826 |
| 705-55666-12 | WAN-GWC-32 | Total Recoverable | Water | 6020B | 109826 |
| 705-55666-13 | WAN-LF-FD-05 | Total Recoverable | Water | 6020B | 109826 |
| 705-55666-14 | WAN-LF-FD-06 | Total Recoverable | Water | 6020B | 109826 |
| 705-55666-15 | WAN-LF-FD-07 | Total Recoverable | Water | 6020B | 109826 |
| 705-55666-16 | WAN-LF-FB-11 | Total Recoverable | Water | 6020B | 109826 |
| 705-55666-17 | WAN-LF-FB-12 | Total Recoverable | Water | 6020B | 109826 |
| MB 705-109826/1-A | Method Blank | Total Recoverable | Water | 6020B | 109826 |
| LCS 705-109826/2-A | Lab Control Sample | Total Recoverable | Water | 6020B | 109826 |
| 705-55666-1 MS | WAN-GWC-5 | Total Recoverable | Water | 6020B | 109826 |
| 705-55666-1 MSD | WAN-GWC-5 | Total Recoverable | Water | 6020B | 109826 |

# QC Association Summary

Client: Southern Company
Project/Site: Plant Wansley Landfill

Job ID: 705-55375-1

## Metals

### Analysis Batch: 110585

| Lab Sample ID | Client Sample ID | Prep Type | Matrix | Method | Prep Batch |
|---|---|---|---|---|---|
| 705-55666-4 | WAN-GWC-13 | Total/NA | Water | 6010D | 110336 |
| 705-55666-5 | WAN-GWC-15 | Total/NA | Water | 6010D | 110336 |
| 705-55666-6 | WAN-GWC-16 | Total/NA | Water | 6010D | 110336 |
| 705-55666-7 | WAN-GWC-17 | Total/NA | Water | 6010D | 110336 |
| 705-55666-8 | WAN-GWC-18 | Total/NA | Water | 6010D | 110336 |
| 705-55666-9 | WAN-GWC-19 | Total/NA | Water | 6010D | 110336 |
| 705-55666-10 | WAN-GWC-25 | Total/NA | Water | 6010D | 110336 |
| 705-55666-11 | WAN-GWC-27 | Total/NA | Water | 6010D | 110336 |
| 705-55666-12 | WAN-GWC-32 | Total/NA | Water | 6010D | 110336 |
| 705-55666-13 | WAN-LF-FD-05 | Total/NA | Water | 6010D | 110336 |
| 705-55666-14 | WAN-LF-FD-06 | Total/NA | Water | 6010D | 110336 |
| MB 705-110336/1-A | Method Blank | Total/NA | Water | 6010D | 110336 |
| LCS 705-110336/2-A | Lab Control Sample | Total/NA | Water | 6010D | 110336 |
| 705-55836-C-5-B MS | Matrix Spike | Total/NA | Water | 6010D | 110336 |
| 705-55836-C-5-C MSD | Matrix Spike Duplicate | Total/NA | Water | 6010D | 110336 |

### Analysis Batch: 110710

| Lab Sample ID | Client Sample ID | Prep Type | Matrix | Method | Prep Batch |
|---|---|---|---|---|---|
| 705-55375-1 | WAN-GWA-1 | Total/NA | Water | 7470A | 110531 |
| 705-55375-2 | WAN-GWA-2 | Total/NA | Water | 7470A | 110531 |
| 705-55375-3 | WAN-GWA-4 | Total/NA | Water | 7470A | 110531 |
| 705-55375-4 | WAN-GWA-28 | Total/NA | Water | 7470A | 110531 |
| 705-55375-5 | WAN-GWA-29 | Total/NA | Water | 7470A | 110531 |
| 705-55375-6 | WAN-GWC-6 | Total/NA | Water | 7470A | 110531 |
| 705-55375-7 | WAN-GWC-14 | Total/NA | Water | 7470A | 110531 |
| 705-55375-8 | WAN-GWC-21 | Total/NA | Water | 7470A | 110531 |
| 705-55375-9 | WAN-GWC-22 | Total/NA | Water | 7470A | 110531 |
| 705-55375-10 | WAN-LF-FD-04 | Total/NA | Water | 7470A | 110531 |
| 705-55375-11 | WAN-LF-EB-04 | Total/NA | Water | 7470A | 110531 |
| 705-55375-12 | WAN-GWC-20 | Total/NA | Water | 7470A | 110531 |
| 705-55375-13 | WAN-GWC-24 | Total/NA | Water | 7470A | 110531 |
| 705-55375-14 | WAN-GWA-3 | Total/NA | Water | 7470A | 110531 |
| 705-55375-15 | WAN-GWC-10 | Total/NA | Water | 7470A | 110531 |
| 705-55375-16 | WAN-GWC-30 | Total/NA | Water | 7470A | 110531 |
| 705-55375-17 | WAN-LF-FB-10 | Total/NA | Water | 7470A | 110531 |
| MB 705-110531/1-A | Method Blank | Total/NA | Water | 7470A | 110531 |
| LCS 705-110531/2-A | Lab Control Sample | Total/NA | Water | 7470A | 110531 |
| 705-55375-1 MS | WAN-GWA-1 | Total/NA | Water | 7470A | 110531 |
| 705-55375-1 MSD | WAN-GWA-1 | Total/NA | Water | 7470A | 110531 |

### Analysis Batch: 110715

| Lab Sample ID | Client Sample ID | Prep Type | Matrix | Method | Prep Batch |
|---|---|---|---|---|---|
| 705-55740-1 | WAN-GWC-7 | Total/NA | Water | 6010D | 110108 |
| 705-55740-2 | WAN-GWC-8 | Total/NA | Water | 6010D | 110108 |
| 705-55740-3 | WAN-GWC-9 | Total/NA | Water | 6010D | 110108 |
| 705-55740-4 | WAN-GWC-23 | Total/NA | Water | 6010D | 110108 |
| 705-55740-5 | WAN-GWC-26 | Total/NA | Water | 6010D | 110108 |
| 705-55740-6 | WAN-GWC-33 | Total/NA | Water | 6010D | 110108 |
| 705-55740-7 | WAN-GWC-34 | Total/NA | Water | 6010D | 110108 |
| 705-55740-8 | WAN-GWC-35 | Total/NA | Water | 6010D | 110108 |
| 705-55740-9 | WAN-LF-FB-13 | Total/NA | Water | 6010D | 110108 |

## Metals (Continued)

### Analysis Batch: 110715 (Continued)

| Lab Sample ID | Client Sample ID | Prep Type | Matrix | Method | Prep Batch |
|---|---|---|---|---|---|
| 705-55740-10 | WAN-LF-EB-05 | Total/NA | Water | 6010D | 110108 |
| MB 705-110108/1-A | Method Blank | Total/NA | Water | 6010D | 110108 |
| LCS 705-110108/2-A | Lab Control Sample | Total/NA | Water | 6010D | 110108 |
| 705-55621-G-1-B MS | Matrix Spike | Total/NA | Water | 6010D | 110108 |
| 705-55621-G-1-C MSD | Matrix Spike Duplicate | Total/NA | Water | 6010D | 110108 |

### Analysis Batch: 111017

| Lab Sample ID | Client Sample ID | Prep Type | Matrix | Method | Prep Batch |
|---|---|---|---|---|---|
| 705-55666-3 | WAN-GWC-12 | Total/NA | Water | 6010D | 110483 |
| 705-55666-15 | WAN-LF-FD-07 | Total/NA | Water | 6010D | 110483 |
| 705-55666-16 | WAN-LF-FB-11 | Total/NA | Water | 6010D | 110483 |
| 705-55666-17 | WAN-LF-FB-12 | Total/NA | Water | 6010D | 110483 |
| 705-55740-11 | WAN-LF-EB-06 | Total/NA | Water | 6010D | 110483 |
| 705-55740-12 | WAN-LF-EB-07 | Total/NA | Water | 6010D | 110483 |
| MB 705-110483/1-A | Method Blank | Total/NA | Water | 6010D | 110483 |
| LCS 705-110483/2-A | Lab Control Sample | Total/NA | Water | 6010D | 110483 |
| 705-53021-B-9-B MS | Matrix Spike | Total/NA | Water | 6010D | 110483 |
| 705-53021-B-9-C MSD | Matrix Spike Duplicate | Total/NA | Water | 6010D | 110483 |

### Analysis Batch: 111254

| Lab Sample ID | Client Sample ID | Prep Type | Matrix | Method | Prep Batch |
|---|---|---|---|---|---|
| 705-55666-1 | WAN-GWC-5 | Total/NA | Water | 6010D | 110468 |
| 705-55666-2 | WAN-GWC-11 | Total/NA | Water | 6010D | 110468 |
| MB 705-110468/1-A | Method Blank | Total/NA | Water | 6010D | 110468 |
| LCS 705-110468/2-A | Lab Control Sample | Total/NA | Water | 6010D | 110468 |
| 705-55879-B-1-B MS | Matrix Spike | Total/NA | Water | 6010D | 110468 |
| 705-55879-B-1-C MSD | Matrix Spike Duplicate | Total/NA | Water | 6010D | 110468 |

### Prep Batch: 111478

| Lab Sample ID | Client Sample ID | Prep Type | Matrix | Method | Prep Batch |
|---|---|---|---|---|---|
| 705-55740-1 | WAN-GWC-7 | Total/NA | Water | 7470A | |
| 705-55740-2 | WAN-GWC-8 | Total/NA | Water | 7470A | |
| 705-55740-4 | WAN-GWC-23 | Total/NA | Water | 7470A | |
| 705-55740-7 | WAN-GWC-34 | Total/NA | Water | 7470A | |
| 705-55740-8 | WAN-GWC-35 | Total/NA | Water | 7470A | |
| 705-55740-9 | WAN-LF-FB-13 | Total/NA | Water | 7470A | |
| 705-55740-11 | WAN-LF-EB-06 | Total/NA | Water | 7470A | |
| 705-55740-12 | WAN-LF-EB-07 | Total/NA | Water | 7470A | |
| MB 705-111478/1-A | Method Blank | Total/NA | Water | 7470A | |
| LCS 705-111478/2-A | Lab Control Sample | Total/NA | Water | 7470A | |
| 705-55821-A-1-F MS | Matrix Spike | Total/NA | Water | 7470A | |
| 705-55821-A-1-G MSD | Matrix Spike Duplicate | Total/NA | Water | 7470A | |

### Prep Batch: 111502

| Lab Sample ID | Client Sample ID | Prep Type | Matrix | Method | Prep Batch |
|---|---|---|---|---|---|
| 705-55666-1 | WAN-GWC-5 | Total/NA | Water | 7470A | |
| 705-55666-2 | WAN-GWC-11 | Total/NA | Water | 7470A | |
| 705-55666-3 | WAN-GWC-12 | Total/NA | Water | 7470A | |
| 705-55666-4 | WAN-GWC-13 | Total/NA | Water | 7470A | |
| 705-55666-5 | WAN-GWC-15 | Total/NA | Water | 7470A | |
| 705-55666-6 | WAN-GWC-16 | Total/NA | Water | 7470A | |

## Metals (Continued)

### Prep Batch: 111502 (Continued)

| Lab Sample ID | Client Sample ID | Prep Type | Matrix | Method | Prep Batch |
|---|---|---|---|---|---|
| 705-55666-7 | WAN-GWC-17 | Total/NA | Water | 7470A | |
| 705-55666-8 | WAN-GWC-18 | Total/NA | Water | 7470A | |
| 705-55666-9 | WAN-GWC-19 | Total/NA | Water | 7470A | |
| 705-55666-10 | WAN-GWC-25 | Total/NA | Water | 7470A | |
| 705-55666-11 | WAN-GWC-27 | Total/NA | Water | 7470A | |
| 705-55666-12 | WAN-GWC-32 | Total/NA | Water | 7470A | |
| 705-55666-13 | WAN-LF-FD-05 | Total/NA | Water | 7470A | |
| 705-55666-14 | WAN-LF-FD-06 | Total/NA | Water | 7470A | |
| 705-55666-15 | WAN-LF-FD-07 | Total/NA | Water | 7470A | |
| 705-55666-17 | WAN-LF-FB-12 | Total/NA | Water | 7470A | |
| MB 705-111502/1-A | Method Blank | Total/NA | Water | 7470A | |
| LCS 705-111502/2-A | Lab Control Sample | Total/NA | Water | 7470A | |
| 705-55666-1 MS | WAN-GWC-5 | Total/NA | Water | 7470A | |
| 705-55666-1 MSD | WAN-GWC-5 | Total/NA | Water | 7470A | |

### Analysis Batch: 111731

| Lab Sample ID | Client Sample ID | Prep Type | Matrix | Method | Prep Batch |
|---|---|---|---|---|---|
| 705-55666-1 | WAN-GWC-5 | Total/NA | Water | 7470A | 111502 |
| 705-55666-2 | WAN-GWC-11 | Total/NA | Water | 7470A | 111502 |
| 705-55666-3 | WAN-GWC-12 | Total/NA | Water | 7470A | 111502 |
| 705-55666-4 | WAN-GWC-13 | Total/NA | Water | 7470A | 111502 |
| 705-55666-5 | WAN-GWC-15 | Total/NA | Water | 7470A | 111502 |
| 705-55666-6 | WAN-GWC-16 | Total/NA | Water | 7470A | 111502 |
| 705-55666-7 | WAN-GWC-17 | Total/NA | Water | 7470A | 111502 |
| 705-55666-8 | WAN-GWC-18 | Total/NA | Water | 7470A | 111502 |
| 705-55666-9 | WAN-GWC-19 | Total/NA | Water | 7470A | 111502 |
| 705-55666-10 | WAN-GWC-25 | Total/NA | Water | 7470A | 111502 |
| 705-55666-11 | WAN-GWC-27 | Total/NA | Water | 7470A | 111502 |
| 705-55666-12 | WAN-GWC-32 | Total/NA | Water | 7470A | 111502 |
| 705-55666-13 | WAN-LF-FD-05 | Total/NA | Water | 7470A | 111502 |
| 705-55666-14 | WAN-LF-FD-06 | Total/NA | Water | 7470A | 111502 |
| 705-55666-15 | WAN-LF-FD-07 | Total/NA | Water | 7470A | 111502 |
| 705-55666-17 | WAN-LF-FB-12 | Total/NA | Water | 7470A | 111502 |
| MB 705-111502/1-A | Method Blank | Total/NA | Water | 7470A | 111502 |
| LCS 705-111502/2-A | Lab Control Sample | Total/NA | Water | 7470A | 111502 |
| 705-55666-1 MS | WAN-GWC-5 | Total/NA | Water | 7470A | 111502 |
| 705-55666-1 MSD | WAN-GWC-5 | Total/NA | Water | 7470A | 111502 |

### Analysis Batch: 111754

| Lab Sample ID | Client Sample ID | Prep Type | Matrix | Method | Prep Batch |
|---|---|---|---|---|---|
| 705-55740-1 | WAN-GWC-7 | Total/NA | Water | 7470A | 111478 |
| 705-55740-2 | WAN-GWC-8 | Total/NA | Water | 7470A | 111478 |
| 705-55740-4 | WAN-GWC-23 | Total/NA | Water | 7470A | 111478 |
| 705-55740-7 | WAN-GWC-34 | Total/NA | Water | 7470A | 111478 |
| 705-55740-8 | WAN-GWC-35 | Total/NA | Water | 7470A | 111478 |
| 705-55740-9 | WAN-LF-FB-13 | Total/NA | Water | 7470A | 111478 |
| 705-55740-11 | WAN-LF-EB-06 | Total/NA | Water | 7470A | 111478 |
| 705-55740-12 | WAN-LF-EB-07 | Total/NA | Water | 7470A | 111478 |
| MB 705-111478/1-A | Method Blank | Total/NA | Water | 7470A | 111478 |
| LCS 705-111478/2-A | Lab Control Sample | Total/NA | Water | 7470A | 111478 |
| 705-55821-A-1-F MS | Matrix Spike | Total/NA | Water | 7470A | 111478 |

## Metals (Continued)

### Analysis Batch: 111754 (Continued)

| Lab Sample ID | Client Sample ID | Prep Type | Matrix | Method | Prep Batch |
|---|---|---|---|---|---|
| 705-55821-A-1-G MSD | Matrix Spike Duplicate | Total/NA | Water | 7470A | 111478 |

### Prep Batch: 113100

| Lab Sample ID | Client Sample ID | Prep Type | Matrix | Method | Prep Batch |
|---|---|---|---|---|---|
| 705-55666-16 | WAN-LF-FB-11 | Total/NA | Water | 7470A | |
| MB 705-113100/1-A | Method Blank | Total/NA | Water | 7470A | |
| LCS 705-113100/2-A | Lab Control Sample | Total/NA | Water | 7470A | |
| 705-55666-16 MS | WAN-LF-FB-11 | Total/NA | Water | 7470A | |
| 705-55666-16 MSD | WAN-LF-FB-11 | Total/NA | Water | 7470A | |

### Analysis Batch: 113347

| Lab Sample ID | Client Sample ID | Prep Type | Matrix | Method | Prep Batch |
|---|---|---|---|---|---|
| 705-55666-16 | WAN-LF-FB-11 | Total/NA | Water | 7470A | 113100 |
| MB 705-113100/1-A | Method Blank | Total/NA | Water | 7470A | 113100 |
| LCS 705-113100/2-A | Lab Control Sample | Total/NA | Water | 7470A | 113100 |
| 705-55666-16 MS | WAN-LF-FB-11 | Total/NA | Water | 7470A | 113100 |
| 705-55666-16 MSD | WAN-LF-FB-11 | Total/NA | Water | 7470A | 113100 |

### Prep Batch: 115201

| Lab Sample ID | Client Sample ID | Prep Type | Matrix | Method | Prep Batch |
|---|---|---|---|---|---|
| 705-55740-3 | WAN-GWC-9 | Total/NA | Water | 7470A | |
| 705-55740-5 | WAN-GWC-26 | Total/NA | Water | 7470A | |
| 705-55740-6 | WAN-GWC-33 | Total/NA | Water | 7470A | |
| 705-55740-10 | WAN-LF-EB-05 | Total/NA | Water | 7470A | |
| MB 705-115201/1-A | Method Blank | Total/NA | Water | 7470A | |
| LCS 705-115201/2-A | Lab Control Sample | Total/NA | Water | 7470A | |
| 705-55740-3 MS | WAN-GWC-9 | Total/NA | Water | 7470A | |
| 705-55740-3 MSD | WAN-GWC-9 | Total/NA | Water | 7470A | |

### Analysis Batch: 115399

| Lab Sample ID | Client Sample ID | Prep Type | Matrix | Method | Prep Batch |
|---|---|---|---|---|---|
| 705-55740-3 | WAN-GWC-9 | Total/NA | Water | 7470A | 115201 |
| 705-55740-5 | WAN-GWC-26 | Total/NA | Water | 7470A | 115201 |
| 705-55740-6 | WAN-GWC-33 | Total/NA | Water | 7470A | 115201 |
| 705-55740-10 | WAN-LF-EB-05 | Total/NA | Water | 7470A | 115201 |
| MB 705-115201/1-A | Method Blank | Total/NA | Water | 7470A | 115201 |
| LCS 705-115201/2-A | Lab Control Sample | Total/NA | Water | 7470A | 115201 |
| 705-55740-3 MS | WAN-GWC-9 | Total/NA | Water | 7470A | 115201 |
| 705-55740-3 MSD | WAN-GWC-9 | Total/NA | Water | 7470A | 115201 |

## General Chemistry

### Analysis Batch: 109764

| Lab Sample ID | Client Sample ID | Prep Type | Matrix | Method | Prep Batch |
|---|---|---|---|---|---|
| 705-55375-1 | WAN-GWA-1 | Total/NA | Water | 2540C - 2015 | |
| 705-55375-2 | WAN-GWA-2 | Total/NA | Water | 2540C - 2015 | |
| 705-55375-3 | WAN-GWA-4 | Total/NA | Water | 2540C - 2015 | |
| 705-55375-4 | WAN-GWA-28 | Total/NA | Water | 2540C - 2015 | |
| 705-55375-5 | WAN-GWA-29 | Total/NA | Water | 2540C - 2015 | |
| 705-55375-6 | WAN-GWC-6 | Total/NA | Water | 2540C - 2015 | |
| 705-55375-7 | WAN-GWC-14 | Total/NA | Water | 2540C - 2015 | |

## General Chemistry (Continued)

### Analysis Batch: 109764 (Continued)

| Lab Sample ID | Client Sample ID | Prep Type | Matrix | Method | Prep Batch |
|---|---|---|---|---|---|
| 705-55375-8 | WAN-GWC-21 | Total/NA | Water | 2540C - 2015 | |
| 705-55375-9 | WAN-GWC-22 | Total/NA | Water | 2540C - 2015 | |
| 705-55375-10 | WAN-LF-FD-04 | Total/NA | Water | 2540C - 2015 | |
| 705-55375-11 | WAN-LF-EB-04 | Total/NA | Water | 2540C - 2015 | |
| MB 705-109764/1 | Method Blank | Total/NA | Water | 2540C - 2015 | |
| LCS 705-109764/2 | Lab Control Sample | Total/NA | Water | 2540C - 2015 | |
| 705-55408-C-1 DU | Duplicate | Total/NA | Water | 2540C - 2015 | |

### Analysis Batch: 110074

| Lab Sample ID | Client Sample ID | Prep Type | Matrix | Method | Prep Batch |
|---|---|---|---|---|---|
| 705-55375-12 | WAN-GWC-20 | Total/NA | Water | 2540C - 2015 | |
| 705-55375-13 | WAN-GWC-24 | Total/NA | Water | 2540C - 2015 | |
| 705-55375-15 | WAN-GWC-10 | Total/NA | Water | 2540C - 2015 | |
| 705-55375-16 | WAN-GWC-30 | Total/NA | Water | 2540C - 2015 | |
| 705-55375-17 | WAN-LF-FB-10 | Total/NA | Water | 2540C - 2015 | |
| MB 705-110074/1 | Method Blank | Total/NA | Water | 2540C - 2015 | |
| LCS 705-110074/23 | Lab Control Sample | Total/NA | Water | 2540C - 2015 | |
| 705-55755-F-15 DU | Duplicate | Total/NA | Water | 2540C - 2015 | |

### Analysis Batch: 110562

| Lab Sample ID | Client Sample ID | Prep Type | Matrix | Method | Prep Batch |
|---|---|---|---|---|---|
| 705-55666-1 | WAN-GWC-5 | Total/NA | Water | 2540C - 2015 | |
| 705-55666-2 | WAN-GWC-11 | Total/NA | Water | 2540C - 2015 | |
| 705-55666-3 | WAN-GWC-12 | Total/NA | Water | 2540C - 2015 | |
| 705-55666-4 | WAN-GWC-13 | Total/NA | Water | 2540C - 2015 | |
| 705-55666-5 | WAN-GWC-15 | Total/NA | Water | 2540C - 2015 | |
| 705-55666-6 | WAN-GWC-16 | Total/NA | Water | 2540C - 2015 | |
| 705-55666-7 | WAN-GWC-17 | Total/NA | Water | 2540C - 2015 | |
| 705-55666-8 | WAN-GWC-18 | Total/NA | Water | 2540C - 2015 | |
| 705-55666-9 | WAN-GWC-19 | Total/NA | Water | 2540C - 2015 | |
| MB 705-110562/1 | Method Blank | Total/NA | Water | 2540C - 2015 | |
| LCS 705-110562/2 | Lab Control Sample | Total/NA | Water | 2540C - 2015 | |
| 705-55755-F-7 DU | Duplicate | Total/NA | Water | 2540C - 2015 | |

### Analysis Batch: 110623

| Lab Sample ID | Client Sample ID | Prep Type | Matrix | Method | Prep Batch |
|---|---|---|---|---|---|
| 705-55666-10 | WAN-GWC-25 | Total/NA | Water | 2540C - 2015 | |
| 705-55666-11 | WAN-GWC-27 | Total/NA | Water | 2540C - 2015 | |
| 705-55666-12 | WAN-GWC-32 | Total/NA | Water | 2540C - 2015 | |
| 705-55666-13 | WAN-LF-FD-05 | Total/NA | Water | 2540C - 2015 | |
| 705-55666-14 | WAN-LF-FD-06 | Total/NA | Water | 2540C - 2015 | |
| 705-55666-15 | WAN-LF-FD-07 | Total/NA | Water | 2540C - 2015 | |
| 705-55666-16 | WAN-LF-FB-11 | Total/NA | Water | 2540C - 2015 | |
| 705-55666-17 | WAN-LF-FB-12 | Total/NA | Water | 2540C - 2015 | |
| MB 705-110623/1 | Method Blank | Total/NA | Water | 2540C - 2015 | |
| LCS 705-110623/2 | Lab Control Sample | Total/NA | Water | 2540C - 2015 | |
| 705-55755-F-8 DU | Duplicate | Total/NA | Water | 2540C - 2015 | |

### Analysis Batch: 110841

| Lab Sample ID | Client Sample ID | Prep Type | Matrix | Method | Prep Batch |
|---|---|---|---|---|---|
| 705-55740-1 | WAN-GWC-7 | Total/NA | Water | 2540C - 2015 | |

## General Chemistry (Continued)

### Analysis Batch: 110841 (Continued)

| Lab Sample ID | Client Sample ID | Prep Type | Matrix | Method | Prep Batch |
|---|---|---|---|---|---|
| 705-55740-2 | WAN-GWC-8 | Total/NA | Water | 2540C - 2015 | |
| 705-55740-3 | WAN-GWC-9 | Total/NA | Water | 2540C - 2015 | |
| 705-55740-4 | WAN-GWC-23 | Total/NA | Water | 2540C - 2015 | |
| 705-55740-5 | WAN-GWC-26 | Total/NA | Water | 2540C - 2015 | |
| 705-55740-6 | WAN-GWC-33 | Total/NA | Water | 2540C - 2015 | |
| 705-55740-7 | WAN-GWC-34 | Total/NA | Water | 2540C - 2015 | |
| 705-55740-8 | WAN-GWC-35 | Total/NA | Water | 2540C - 2015 | |
| 705-55740-9 | WAN-LF-FB-13 | Total/NA | Water | 2540C - 2015 | |
| 705-55740-10 | WAN-LF-EB-05 | Total/NA | Water | 2540C - 2015 | |
| 705-55740-11 | WAN-LF-EB-06 | Total/NA | Water | 2540C - 2015 | |
| 705-55740-12 | WAN-LF-EB-07 | Total/NA | Water | 2540C - 2015 | |
| MB 705-110841/1 | Method Blank | Total/NA | Water | 2540C - 2015 | |
| LCS 705-110841/2 | Lab Control Sample | Total/NA | Water | 2540C - 2015 | |
| 705-55740-1 DU | WAN-GWC-7 | Total/NA | Water | 2540C - 2015 | |

# Accreditation/Certification Summary

Client: Southern Company
Project/Site: Plant Wansley Landfill

Job ID: 705-55375-1

## Laboratory: Eurofins Atlanta

The accreditations/certifications listed below are applicable to this report.

| Authority | Program | Identification Number | Expiration Date |
|---|---|---|---|
| Florida | NELAP | E87582 | 06-30-26 |
| Georgia | State | E87582 | 06-30-26 |

eurofins | Environment Testing

# ANALYTICAL REPORT

## PREPARED FOR

Attn: Robert (Trey) Singleton
Southern Company
3535 Colonnade Parkway
Bin S 530 EC
Birmingham, Alabama 35243

Generated 3/11/2026 9:09:53 AM Revision 2

## JOB DESCRIPTION

Plant Wansley Landfill - Surface Waters

## JOB NUMBER

705-55747-1

Eurofins Atlanta
3080 Presidential Dr
Atlanta GA 30340

See page two for job notes and contact information.





my EOL

# Eurofins Atlanta

## Job Notes

The test results in this report relate only to the samples as received by the laboratory and will meet all requirements of the methodology, with any exceptions noted. This report shall not be reproduced except in full, without the express written approval of the laboratory. All questions should be directed to the Eurofins Environment Testing Southeast, LLC Project Manager.

## Authorization

Generated
3/11/2026 9:09:53 AM
Revision 2

Authorized for release by
David Fuller, Project Manager
David.Fuller@et.eurofinsus.com
(770)344-8986

# Table of Contents

Cover Page . . . . . 1
Table of Contents . . . . . 3
Sample Summary . . . . . 4
Chain of Custody . . . . . 5
Receipt Checklists . . . . . 6
Definitions/Glossary . . . . . 7
Case Narrative . . . . . 8
Detection Summary . . . . . 9
Client Sample Results . . . . . 11
Method Summary . . . . . 16
QC Sample Results . . . . . 17
Lab Chronicle . . . . . 28
QC Association Summary . . . . . 30
Certification Summary . . . . . 34

# Sample Summary

Client: Southern Company
Project/Site: Plant Wansley Landfill - Surface Waters

Job ID: 705-55747-1

| Lab Sample ID | Client Sample ID | Matrix | Collected | Received | Sample Origin |
|---|---|---|---|---|---|
| 705-55747-1 | WAN-SWA-1 | Water | 01/22/26 14:58 | 01/23/26 09:47 | Georgia (St) |
| 705-55747-2 | WAN-SWA-6 | Water | 01/22/26 15:42 | 01/23/26 09:47 | Georgia (St) |
| 705-55747-3 | WAN-SWC-3 | Water | 01/22/26 14:11 | 01/23/26 09:47 | Georgia (St) |
| 705-55747-4 | WAN-SWC-5 | Water | 01/22/26 14:35 | 01/23/26 09:47 | Georgia (St) |
| 705-55747-5 | WAN-SWC-7 | Water | 01/22/26 15:06 | 01/23/26 09:47 | Georgia (St) |

**Eurofins Atlanta**
3080 Presidential Dr
Atlanta, GA 30340
Phone (770) 457-8177

# Chain of Custody Record

eurofins | Environment Testing America

| Client Information | Sampler: ACC (C. Klanke, D. Johnson, J. May) | Lab PM: David Fuller / Phone: 770-344-8986 | Carrier Tracking No(s): | COC No: |
|---|---|---|---|---|
| Client Contact: SCS Contacts | Phone: 770-594-5998 | E-Mail: david.fuller@et.eurofinsus.com | | Page: 1 of 1 |
| Company: GA Power | | | | Job #: |
| Address: 241 Ralph McGill Blvd SE | Due Date Requested: | | | |
| City: Atlanta | TAT Requested (days): | | | |
| State, Zip: GA, 30308 | | | | |
| Phone: 404-506-7116(Tel) | Lab Project #: 70504535 | | | |
| Email: SCS Contacts / ACC Contacts | PO #: GPC82130-0008 / PO Line #1 & #2 | | | |
| Project Name: Plant Wansley Landfill - Surface Waters | Project #: | | | |
| Site: | SSOW#: | | | |

**Analysis Requested**

**Preservation Codes:**
A - HCL, B - NaOH, C - Zn Acetate, D - Nitric Acid, E - NaHSO4, F - MeOH, G - Amchlor, H - Ascorbic Acid, I - Ice, J - DI Water, K - EDTA, L - EDA
M - Hexane, N - None, O - AsNaO2, P - Na2O4S, Q - Na2SO3, R - Na2S2O3, S - H2SO4, T - TSP Dodecahydrate, U - Acetone, V - MCAA, W - pH 4-5, Z - other (specify)
Other:

Task_Code: WAN-CSURF-ASSMT-2026S1
Special Instructions/Note: If Dissolved Metals required for surface water samples, lab to filter.

| Sample Identification | Sample Date (mm/dd/yy) | Sample Time (hhmm) | Sample Type (C=comp, G=grab) | Matrix (WG=ground water, WS=surface water, WQ=quality control) | Field Filtered Sample (Yes or No) | Perform MS/MSD (Yes or No) | 6010D - APP III Metals: B, Ca | 6020B - Slate Permit Metals: As, Ba, Be, Cd, Cr, Co, Cu, Pb, Ni, Sb, Se, Ag, Tl, V, Zn, Hg | 7470A: Mercury | 300_ORGFM_28D - Chloride, Fluoride, Sulfate | 2540C_Calcd - Total Dissolved Solids (TDS) | | | | 6010D - Dissolved APP III Metals: B, Ca (Lab Filtered) | 6020B - Dissolved Metals: As, Ba, Be, Cd, Cr, Co, Cu, Pb, Ni, Sb, Se, Ag, Tl, V, Zn (Lab Filtered) | 7470A - Dissolved Mercury (Lab Filtered) | | | Total Number of containers | |
|---|---|---|---|---|---|---|---|---|---|---|---|---|---|---|---|---|---|---|---|---|---|
| | | | Preservation Code: | | | | D | D | D | I | I | | | | I | I | I | | | | |
| WAN- SWA-1 | 01/22/26 | 1458 | G | WS | N | N | X | X | X | X | X | | | | | | | | | 3 | |
| WAN- SWA-6 | 01/22/26 | 1542 | G | WS | N | N | X | X | X | X | X | | | | | | | | | 3 | |
| WAN- SWC-3 | 01/22/26 | 1411 | G | WS | N | N | X | X | X | X | X | | | | X | X | X | | | 4 | |
| WAN- SWC-5 | 01/22/26 | 1435 | G | WS | N | N | X | X | X | X | X | | | | | | | | | 3 | |
| WAN- SWC-7 | 01/22/26 | 1506 | G | WS | N | N | X | X | X | X | X | | | | | | | | | 3 | |
| WAN- | | | G | | N | N | | | | | | | | | | | | | | | |
| WAN- | | | G | | N | N | | | | | | | | | | | | | | | |
| WAN- | | | G | | N | N | | | | | | | | | | | | | | | |
| WAN- | | | G | | N | N | | | | | | | | | | | | | | | |
| WAN- | | | G | | N | N | | | | | | | | | | | | | | | |
| WAN- | | | G | | N | N | | | | | | | | | | | | | | | |

705-55747 COC

***Possible Hazard Identification***
☐ *Non-Hazard* ☐ *Flammable* ☐ *Skin Irritant* ☐ *Poison B* ☐ *Unknown* ☐ *Radiological*

***Sample Disposal ( A fee may be assessed if samples are retained longer than 1 month)***
☐ *Return To Client* ☐ *Disposal By Lab* ☐ *Archive For* _____ *Months*

Deliverable Requested: I, II, III, IV, Other (specify)

Special Instructions/QC Requirements:

| Empty Kit Relinquished by: | Date: | Time: | Method of Shipment: | | |
|---|---|---|---|---|---|
| Relinquished by: | Date/Time: 1/23/26 0947 | Company: ACC | Received by: | Date/Time: 1.23.26 0947 | Company |
| Relinquished by: | Date/Time: | Company | Received by: | Date/Time: | Company |
| Relinquished by: | Date/Time: | Company | Received by: | Date/Time: | Company |

Custody Seals Intact: Δ Yes Δ No | Custody Seal No.: | Cooler Temperature(s) °C and Other Remarks: cl #2665 1.0 0.9

# Login Sample Receipt Checklist

Client: Southern Company

Job Number: 705-55747-1

**Login Number: 55747**
**List Number: 1**
**Creator: Gay, Dalton**

**List Source: Eurofins Atlanta**

| Question | Answer | Comment |
|---|---|---|
| The cooler's custody seal, if present, is intact. | True | |
| The cooler does not appear to have been compromised or tampered with. | True | |
| Samples were received on ice. | True | |
| Cooler Temperature is acceptable. | True | |
| Cooler Temperature is recorded. | True | |
| COC present. | True | |
| COC is filled out in ink and legible. | True | |
| COC is filled out with all pertinent information. | True | |
| Sample custody seals, if present, are intact. | True | |
| Sample collection date/times are provided. | True | |
| The samples do not appear to have been compromised or tampered with. | True | |
| Containers are not broken or leaking. | True | |
| There are no discrepancies between the containers received and the COC. | True | |
| Sample containers have legible labels. | True | |
| Appropriate sample containers were rec'd and sufficient volume for all analyses. | True | |
| Samples are received within Holding Time (excluding tests with immediate HTs). | True | |
| Containers requiring zero headspace have no headspace or bubble is <6mm (1/4"). | True | |
| Is there sufficient air space in bottle for bacteriological analysis. | N/A | |

# Definitions/Glossary

Client: Southern Company
Project/Site: Plant Wansley Landfill - Surface Waters

Job ID: 705-55747-1

## Qualifiers

### HPLC/IC

| Qualifier | Qualifier Description |
|---|---|
| 4 | MS, MSD: The analyte present in the original sample is greater than 4 times the matrix spike concentration; therefore, control limits are not applicable. |
| F1 | MS and/or MSD recovery exceeds control limits. |
| J | Result is less than the RL but greater than or equal to the MDL and the concentration is an approximate value. |

### Metals

| Qualifier | Qualifier Description |
|---|---|
| 4 | MS, MSD: The analyte present in the original sample is greater than 4 times the matrix spike concentration; therefore, control limits are not applicable. |
| E | Result exceeded calibration range. |
| F1 | MS and/or MSD recovery exceeds control limits. |
| J | Result is less than the RL but greater than or equal to the MDL and the concentration is an approximate value. |

## Glossary

| Abbreviation | These commonly used abbreviations may or may not be present in this report. |
|---|---|
| ☼ | Listed under the "D" column to designate that the result is reported on a dry weight basis |
| %R | Percent Recovery |
| CFL | Contains Free Liquid |
| CFU | Colony Forming Unit |
| CNF | Contains No Free Liquid |
| DER | Duplicate Error Ratio (normalized absolute difference) |
| Dil Fac | Dilution Factor |
| DL | Detection Limit (DoD/DOE) |
| DL, RA, RE, IN | Indicates a Dilution, Re-analysis, Re-extraction, or additional Initial metals/anion analysis of the sample |
| DLC | Decision Level Concentration (Radiochemistry) |
| EDL | Estimated Detection Limit (Dioxin) |
| LOD | Limit of Detection (DoD/DOE) |
| LOQ | Limit of Quantitation (DoD/DOE) |
| MCL | EPA recommended "Maximum Contaminant Level" |
| MDA | Minimum Detectable Activity (Radiochemistry) |
| MDC | Minimum Detectable Concentration (Radiochemistry) |
| MDL | Method Detection Limit |
| ML | Minimum Level (Dioxin) |
| MPN | Most Probable Number |
| MQL | Method Quantitation Limit |
| NC | Not Calculated |
| ND | Not Detected at the reporting limit (or MDL or EDL if shown) |
| NEG | Negative / Absent |
| POS | Positive / Present |
| PQL | Practical Quantitation Limit |
| PRES | Presumptive |
| QC | Quality Control |
| RER | Relative Error Ratio (Radiochemistry) |
| RL | Reporting Limit or Requested Limit (Radiochemistry) |
| RPD | Relative Percent Difference, a measure of the relative difference between two points |
| TEF | Toxicity Equivalent Factor (Dioxin) |
| TEQ | Toxicity Equivalent Quotient (Dioxin) |
| TNTC | Too Numerous To Count |

**Job Narrative**
**705-55747-1**

**Revision 2**
The report being provided is a revision of the original report sent on 2/5/2026. The report is being revised again in order to attach the correct Chain of Custody (COC) page associated for these results.

Report revision history
Revision 1 - 2/10/2026 - Reason - in order to correct QC reporting for Anions by Method 300.0.

The analytical test results presented in this report meet all requirements of the associated regulatory program listed on the Accreditation/Certification Summary Page, unless otherwise noted. Data qualifiers and/or narrative comments are included to explain any exceptions, if applicable. Regulated compliance samples (e.g. SDWA, NPDES) must comply with associated agency requirements/permits.

- Matrix-specific batch QC (e.g., MS, MSD, SD) may not be reported when insufficient sample volume is available or when site-specific QC samples are not submitted. In such cases, a Laboratory Control Sample Duplicate (LCSD) may be analyzed to provide precision data for the batch.
- For samples analyzed using surrogate and/or isotope dilution analytes, any recoveries falling outside of established acceptance criteria are re-prepared and/or re-analyzed to confirm results, unless the deviation is due to sample dilution or otherwise explained in the case narrative.

**Receipt**
The samples were received on 1/23/2026 9:47 AM. Unless otherwise noted below, the samples arrived in good condition, and, where required, properly preserved and on ice. The temperatures of the 2 coolers at receipt time were 0.9°C and 1.0°C.

**HPLC/IC**
No additional analytical or quality issues were noted, other than those described above or in the Definitions/ Glossary page.

**Metals**
Method 6020B - Dissolved: The matrix spike / matrix spike duplicate (MS/MSD) recoveries for preparation batch 705-110330 and analytical batch 705-110830 were outside control limits for one or more analytes. See QC Sample Results for detail. Sample matrix interference and/or non-homogeneity are suspected because the associated laboratory control sample (LCS) recovery is within acceptance limits.

No additional analytical or quality issues were noted, other than those described above or in the Definitions/ Glossary page.

**General Chemistry**
No additional analytical or quality issues were noted, other than those described above or in the Definitions/ Glossary page.

# Detection Summary

Client: Southern Company
Project/Site: Plant Wansley Landfill - Surface Waters

Job ID: 705-55747-1

## Client Sample ID: WAN-SWA-1 — Lab Sample ID: 705-55747-1

| Analyte | Result | Qualifier | RL | MDL | Unit | Dil Fac | D | Method | Prep Type |
|---|---|---|---|---|---|---|---|---|---|
| Chloride | 2.3 | | 1.0 | 0.98 | mg/L | 1 | | 300.0 | Total/NA |
| Fluoride | 0.12 | J | 0.20 | 0.081 | mg/L | 1 | | 300.0 | Total/NA |
| Sulfate | 2.4 | | 1.0 | 0.77 | mg/L | 1 | | 300.0 | Total/NA |
| Calcium | 3.7 | | 0.10 | 0.038 | mg/L | 1 | | 6010D | Total/NA |
| Barium | 0.019 | | 0.010 | 0.00041 | mg/L | 1 | | 6020B | Total Recoverable |
| Vanadium | 0.0013 | J | 0.0050 | 0.0012 | mg/L | 1 | | 6020B | Total Recoverable |
| Total Dissolved Solids | 41 | | 10 | 10 | mg/L | 1 | | 2540C - 2015 | Total/NA |

## Client Sample ID: WAN-SWA-6 — Lab Sample ID: 705-55747-2

| Analyte | Result | Qualifier | RL | MDL | Unit | Dil Fac | D | Method | Prep Type |
|---|---|---|---|---|---|---|---|---|---|
| Chloride | 3.9 | | 1.0 | 0.98 | mg/L | 1 | | 300.0 | Total/NA |
| Fluoride | 0.18 | J | 0.20 | 0.081 | mg/L | 1 | | 300.0 | Total/NA |
| Sulfate | 20 | | 1.0 | 0.77 | mg/L | 1 | | 300.0 | Total/NA |
| Boron | 0.036 | J | 0.080 | 0.026 | mg/L | 1 | | 6010D | Total/NA |
| Calcium | 26 | | 0.10 | 0.038 | mg/L | 1 | | 6010D | Total/NA |
| Barium | 0.055 | | 0.010 | 0.00041 | mg/L | 1 | | 6020B | Total Recoverable |
| Cobalt | 0.00043 | J | 0.0050 | 0.00041 | mg/L | 1 | | 6020B | Total Recoverable |
| Nickel | 0.00059 | J | 0.0050 | 0.00042 | mg/L | 1 | | 6020B | Total Recoverable |
| Vanadium | 0.0012 | J | 0.0050 | 0.0012 | mg/L | 1 | | 6020B | Total Recoverable |
| Total Dissolved Solids | 130 | | 10 | 10 | mg/L | 1 | | 2540C - 2015 | Total/NA |

## Client Sample ID: WAN-SWC-3 — Lab Sample ID: 705-55747-3

| Analyte | Result | Qualifier | RL | MDL | Unit | Dil Fac | D | Method | Prep Type |
|---|---|---|---|---|---|---|---|---|---|
| Chloride | 160 | | 5.0 | 4.9 | mg/L | 5 | | 300.0 | Total/NA |
| Fluoride | 0.53 | J | 1.0 | 0.40 | mg/L | 5 | | 300.0 | Total/NA |
| Sulfate | 23 | | 5.0 | 3.8 | mg/L | 5 | | 300.0 | Total/NA |
| Boron | 1.6 | | 0.080 | 0.026 | mg/L | 1 | | 6010D | Total/NA |
| Calcium | 52 | | 0.10 | 0.038 | mg/L | 1 | | 6010D | Total/NA |
| Boron, Dissolved | 1.4 | | 0.080 | 0.026 | mg/L | 1 | | 6010D | Dissolved |
| Calcium, Dissolved | 43 | | 0.10 | 0.038 | mg/L | 1 | | 6010D | Dissolved |
| Arsenic | 0.0026 | J | 0.0050 | 0.0013 | mg/L | 1 | | 6020B | Total Recoverable |
| Barium | 0.085 | | 0.010 | 0.00041 | mg/L | 1 | | 6020B | Total Recoverable |
| Beryllium | 0.00016 | J | 0.0010 | 0.00015 | mg/L | 1 | | 6020B | Total Recoverable |
| Cadmium | 0.0010 | | 0.00070 | 0.00024 | mg/L | 1 | | 6020B | Total Recoverable |
| Cobalt | 0.34 | | 0.0050 | 0.00041 | mg/L | 1 | | 6020B | Total Recoverable |
| Nickel | 0.014 | | 0.0050 | 0.00042 | mg/L | 1 | | 6020B | Total Recoverable |
| Selenium | 0.017 | | 0.0050 | 0.0023 | mg/L | 1 | | 6020B | Total Recoverable |
| Barium, Dissolved | 0.099 | F1 | 0.010 | 0.00041 | mg/L | 1 | | 6020B | Dissolved |
| Beryllium, Dissolved | 0.00021 | J | 0.0010 | 0.00015 | mg/L | 1 | | 6020B | Dissolved |
| Cadmium, Dissolved | 0.00040 | J | 0.00070 | 0.00024 | mg/L | 1 | | 6020B | Dissolved |

This Detection Summary does not include radiochemical test results.

Eurofins Atlanta

# Detection Summary

Client: Southern Company
Project/Site: Plant Wansley Landfill - Surface Waters

Job ID: 705-55747-1

## Client Sample ID: WAN-SWC-3 (Continued) — Lab Sample ID: 705-55747-3

| Analyte | Result | Qualifier | RL | MDL | Unit | Dil Fac | D | Method | Prep Type |
|---|---|---|---|---|---|---|---|---|---|
| Cobalt, Dissolved | 0.35 | F1 | 0.0050 | 0.00041 | mg/L | 1 | | 6020B | Dissolved |
| Nickel, Dissolved | 0.015 | | 0.0050 | 0.00042 | mg/L | 1 | | 6020B | Dissolved |
| Selenium, Dissolved | 0.0040 | J | 0.0050 | 0.0023 | mg/L | 1 | | 6020B | Dissolved |
| Total Dissolved Solids | 330 | | 10 | 10 | mg/L | 1 | | 2540C - 2015 | Total/NA |

## Client Sample ID: WAN-SWC-5 — Lab Sample ID: 705-55747-4

| Analyte | Result | Qualifier | RL | MDL | Unit | Dil Fac | D | Method | Prep Type |
|---|---|---|---|---|---|---|---|---|---|
| Chloride | 19 | | 1.0 | 0.98 | mg/L | 1 | | 300.0 | Total/NA |
| Fluoride | 0.25 | | 0.20 | 0.081 | mg/L | 1 | | 300.0 | Total/NA |
| Sulfate | 9.7 | | 1.0 | 0.77 | mg/L | 1 | | 300.0 | Total/NA |
| Boron | 0.13 | | 0.080 | 0.026 | mg/L | 1 | | 6010D | Total/NA |
| Calcium | 14 | | 0.10 | 0.038 | mg/L | 1 | | 6010D | Total/NA |
| Barium | 0.080 | | 0.010 | 0.00041 | mg/L | 1 | | 6020B | Total Recoverable |
| Cobalt | 0.016 | | 0.0050 | 0.00041 | mg/L | 1 | | 6020B | Total Recoverable |
| Nickel | 0.0051 | | 0.0050 | 0.00042 | mg/L | 1 | | 6020B | Total Recoverable |
| Vanadium | 0.0012 | J | 0.0050 | 0.0012 | mg/L | 1 | | 6020B | Total Recoverable |
| Total Dissolved Solids | 100 | | 10 | 10 | mg/L | 1 | | 2540C - 2015 | Total/NA |

## Client Sample ID: WAN-SWC-7 — Lab Sample ID: 705-55747-5

| Analyte | Result | Qualifier | RL | MDL | Unit | Dil Fac | D | Method | Prep Type |
|---|---|---|---|---|---|---|---|---|---|
| Chloride | 6.2 | | 1.0 | 0.98 | mg/L | 1 | | 300.0 | Total/NA |
| Fluoride | 0.15 | J | 0.20 | 0.081 | mg/L | 1 | | 300.0 | Total/NA |
| Sulfate | 15 | | 1.0 | 0.77 | mg/L | 1 | | 300.0 | Total/NA |
| Boron | 0.086 | | 0.080 | 0.026 | mg/L | 1 | | 6010D | Total/NA |
| Calcium | 9.9 | | 0.10 | 0.038 | mg/L | 1 | | 6010D | Total/NA |
| Barium | 0.027 | | 0.010 | 0.00041 | mg/L | 1 | | 6020B | Total Recoverable |
| Cobalt | 0.00053 | J | 0.0050 | 0.00041 | mg/L | 1 | | 6020B | Total Recoverable |
| Copper | 0.0034 | | 0.0020 | 0.00064 | mg/L | 1 | | 6020B | Total Recoverable |
| Nickel | 0.00069 | J | 0.0050 | 0.00042 | mg/L | 1 | | 6020B | Total Recoverable |
| Vanadium | 0.0019 | J | 0.0050 | 0.0012 | mg/L | 1 | | 6020B | Total Recoverable |
| Total Dissolved Solids | 47 | | 10 | 10 | mg/L | 1 | | 2540C - 2015 | Total/NA |

This Detection Summary does not include radiochemical test results.

# Client Sample Results

Client: Southern Company
Project/Site: Plant Wansley Landfill - Surface Waters

Job ID: 705-55747-1

## Client Sample ID: WAN-SWA-1

**Lab Sample ID: 705-55747-1**
**Matrix: Water**

**Date Collected: 01/22/26 14:58**
**Date Received: 01/23/26 09:47**

### Method: EPA 300.0 - Anions, Ion Chromatography

| Analyte | Result | Qualifier | RL | MDL | Unit | D | Prepared | Analyzed | Dil Fac |
|---|---|---|---|---|---|---|---|---|---|
| **Chloride** | **2.3** | | 1.0 | 0.98 | mg/L | | | 01/28/26 02:01 | 1 |
| **Fluoride** | **0.12** | **J** | 0.20 | 0.081 | mg/L | | | 01/28/26 02:01 | 1 |
| **Sulfate** | **2.4** | | 1.0 | 0.77 | mg/L | | | 01/28/26 02:01 | 1 |

### Method: SW846 6010D - Metals (ICP)

| Analyte | Result | Qualifier | RL | MDL | Unit | D | Prepared | Analyzed | Dil Fac |
|---|---|---|---|---|---|---|---|---|---|
| Boron | <0.026 | | 0.080 | 0.026 | mg/L | | 01/28/26 11:20 | 01/29/26 20:15 | 1 |
| **Calcium** | **3.7** | | 0.10 | 0.038 | mg/L | | 01/28/26 11:20 | 01/29/26 20:15 | 1 |

### Method: SW846 6020B - Metals (ICP/MS) - Total Recoverable

| Analyte | Result | Qualifier | RL | MDL | Unit | D | Prepared | Analyzed | Dil Fac |
|---|---|---|---|---|---|---|---|---|---|
| Antimony | <0.0025 | | 0.0050 | 0.0025 | mg/L | | 01/26/26 11:54 | 01/28/26 03:23 | 1 |
| Arsenic | <0.0013 | | 0.0050 | 0.0013 | mg/L | | 01/26/26 11:54 | 01/28/26 03:23 | 1 |
| **Barium** | **0.019** | | 0.010 | 0.00041 | mg/L | | 01/26/26 11:54 | 01/28/26 03:23 | 1 |
| Beryllium | <0.00015 | | 0.0010 | 0.00015 | mg/L | | 01/26/26 11:54 | 01/28/26 03:23 | 1 |
| Cadmium | <0.00024 | | 0.00070 | 0.00024 | mg/L | | 01/26/26 11:54 | 01/28/26 03:23 | 1 |
| Chromium | <0.0037 | | 0.0050 | 0.0037 | mg/L | | 01/26/26 11:54 | 01/28/26 03:23 | 1 |
| Cobalt | <0.00041 | | 0.0050 | 0.00041 | mg/L | | 01/26/26 11:54 | 01/28/26 03:23 | 1 |
| Copper | <0.00064 | | 0.0020 | 0.00064 | mg/L | | 01/26/26 11:54 | 01/28/26 03:23 | 1 |
| Lead | <0.00086 | | 0.0010 | 0.00086 | mg/L | | 01/26/26 11:54 | 01/28/26 03:23 | 1 |
| Nickel | <0.00042 | | 0.0050 | 0.00042 | mg/L | | 01/26/26 11:54 | 01/28/26 03:23 | 1 |
| Selenium | <0.0023 | | 0.0050 | 0.0023 | mg/L | | 01/26/26 11:54 | 01/28/26 03:23 | 1 |
| Silver | <0.00017 | | 0.0010 | 0.00017 | mg/L | | 01/26/26 11:54 | 01/28/26 03:23 | 1 |
| Thallium | <0.00019 | | 0.0010 | 0.00019 | mg/L | | 01/26/26 11:54 | 01/28/26 03:23 | 1 |
| **Vanadium** | **0.0013** | **J** | 0.0050 | 0.0012 | mg/L | | 01/26/26 11:54 | 01/28/26 03:23 | 1 |
| Zinc | <0.0089 | | 0.010 | 0.0089 | mg/L | | 01/26/26 11:54 | 01/28/26 03:23 | 1 |

### Method: SW846 7470A - Mercury (CVAA)

| Analyte | Result | Qualifier | RL | MDL | Unit | D | Prepared | Analyzed | Dil Fac |
|---|---|---|---|---|---|---|---|---|---|
| Mercury | <0.00017 | | 0.00020 | 0.00017 | mg/L | | 02/03/26 08:55 | 02/03/26 12:15 | 1 |

### General Chemistry

| Analyte | Result | Qualifier | RL | MDL | Unit | D | Prepared | Analyzed | Dil Fac |
|---|---|---|---|---|---|---|---|---|---|
| **Total Dissolved Solids (SM 2540C - 2015)** | **41** | | 10 | 10 | mg/L | | | 01/28/26 16:45 | 1 |

## Client Sample ID: WAN-SWA-6

**Lab Sample ID: 705-55747-2**
**Matrix: Water**

**Date Collected: 01/22/26 15:42**
**Date Received: 01/23/26 09:47**

### Method: EPA 300.0 - Anions, Ion Chromatography

| Analyte | Result | Qualifier | RL | MDL | Unit | D | Prepared | Analyzed | Dil Fac |
|---|---|---|---|---|---|---|---|---|---|
| **Chloride** | **3.9** | | 1.0 | 0.98 | mg/L | | | 01/24/26 06:21 | 1 |
| **Fluoride** | **0.18** | **J** | 0.20 | 0.081 | mg/L | | | 01/24/26 06:21 | 1 |
| **Sulfate** | **20** | | 1.0 | 0.77 | mg/L | | | 01/24/26 06:21 | 1 |

### Method: SW846 6010D - Metals (ICP)

| Analyte | Result | Qualifier | RL | MDL | Unit | D | Prepared | Analyzed | Dil Fac |
|---|---|---|---|---|---|---|---|---|---|
| **Boron** | **0.036** | **J** | 0.080 | 0.026 | mg/L | | 01/28/26 11:20 | 01/29/26 20:21 | 1 |
| **Calcium** | **26** | | 0.10 | 0.038 | mg/L | | 01/28/26 11:20 | 01/29/26 20:21 | 1 |

# Client Sample Results

Client: Southern Company
Project/Site: Plant Wansley Landfill - Surface Waters

Job ID: 705-55747-1

## Client Sample ID: WAN-SWA-6

**Lab Sample ID: 705-55747-2**
**Matrix: Water**

**Date Collected: 01/22/26 15:42**
**Date Received: 01/23/26 09:47**

### Method: SW846 6020B - Metals (ICP/MS) - Total Recoverable

| Analyte | Result | Qualifier | RL | MDL | Unit | D | Prepared | Analyzed | Dil Fac |
|---|---|---|---|---|---|---|---|---|---|
| Antimony | <0.0025 | | 0.0050 | 0.0025 | mg/L | | 01/26/26 11:54 | 01/28/26 03:26 | 1 |
| Arsenic | <0.0013 | | 0.0050 | 0.0013 | mg/L | | 01/26/26 11:54 | 01/28/26 03:26 | 1 |
| **Barium** | **0.055** | | 0.010 | 0.00041 | mg/L | | 01/26/26 11:54 | 01/28/26 03:26 | 1 |
| Beryllium | <0.00015 | | 0.0010 | 0.00015 | mg/L | | 01/26/26 11:54 | 01/28/26 03:26 | 1 |
| Cadmium | <0.00024 | | 0.00070 | 0.00024 | mg/L | | 01/26/26 11:54 | 01/28/26 03:26 | 1 |
| Chromium | <0.0037 | | 0.0050 | 0.0037 | mg/L | | 01/26/26 11:54 | 01/28/26 03:26 | 1 |
| **Cobalt** | **0.00043** | **J** | 0.0050 | 0.00041 | mg/L | | 01/26/26 11:54 | 01/28/26 03:26 | 1 |
| Copper | <0.00064 | | 0.0020 | 0.00064 | mg/L | | 01/26/26 11:54 | 01/28/26 03:26 | 1 |
| Lead | <0.00086 | | 0.0010 | 0.00086 | mg/L | | 01/26/26 11:54 | 01/28/26 03:26 | 1 |
| **Nickel** | **0.00059** | **J** | 0.0050 | 0.00042 | mg/L | | 01/26/26 11:54 | 01/28/26 03:26 | 1 |
| Selenium | <0.0023 | | 0.0050 | 0.0023 | mg/L | | 01/26/26 11:54 | 01/28/26 03:26 | 1 |
| Silver | <0.00017 | | 0.0010 | 0.00017 | mg/L | | 01/26/26 11:54 | 01/28/26 03:26 | 1 |
| Thallium | <0.00019 | | 0.0010 | 0.00019 | mg/L | | 01/26/26 11:54 | 01/28/26 03:26 | 1 |
| **Vanadium** | **0.0012** | **J** | 0.0050 | 0.0012 | mg/L | | 01/26/26 11:54 | 01/28/26 03:26 | 1 |
| Zinc | <0.0089 | | 0.010 | 0.0089 | mg/L | | 01/26/26 11:54 | 01/28/26 03:26 | 1 |

### Method: SW846 7470A - Mercury (CVAA)

| Analyte | Result | Qualifier | RL | MDL | Unit | D | Prepared | Analyzed | Dil Fac |
|---|---|---|---|---|---|---|---|---|---|
| Mercury | <0.00017 | | 0.00020 | 0.00017 | mg/L | | 02/03/26 08:55 | 02/03/26 12:25 | 1 |

### General Chemistry

| Analyte | Result | Qualifier | RL | MDL | Unit | D | Prepared | Analyzed | Dil Fac |
|---|---|---|---|---|---|---|---|---|---|
| **Total Dissolved Solids (SM 2540C - 2015)** | **130** | | 10 | 10 | mg/L | | | 01/28/26 16:45 | 1 |

## Client Sample ID: WAN-SWC-3

**Lab Sample ID: 705-55747-3**
**Matrix: Water**

**Date Collected: 01/22/26 14:11**
**Date Received: 01/23/26 09:47**

### Method: EPA 300.0 - Anions, Ion Chromatography

| Analyte | Result | Qualifier | RL | MDL | Unit | D | Prepared | Analyzed | Dil Fac |
|---|---|---|---|---|---|---|---|---|---|
| **Chloride** | **160** | | 5.0 | 4.9 | mg/L | | | 01/28/26 14:47 | 5 |
| **Fluoride** | **0.53** | **J** | 1.0 | 0.40 | mg/L | | | 01/28/26 14:47 | 5 |
| **Sulfate** | **23** | | 5.0 | 3.8 | mg/L | | | 01/28/26 14:47 | 5 |

### Method: SW846 6010D - Metals (ICP)

| Analyte | Result | Qualifier | RL | MDL | Unit | D | Prepared | Analyzed | Dil Fac |
|---|---|---|---|---|---|---|---|---|---|
| **Boron** | **1.6** | | 0.080 | 0.026 | mg/L | | 01/28/26 11:20 | 01/29/26 20:24 | 1 |
| **Calcium** | **52** | | 0.10 | 0.038 | mg/L | | 01/28/26 11:20 | 01/29/26 20:24 | 1 |

### Method: SW846 6010D - Metals (ICP) - Dissolved

| Analyte | Result | Qualifier | RL | MDL | Unit | D | Prepared | Analyzed | Dil Fac |
|---|---|---|---|---|---|---|---|---|---|
| **Boron, Dissolved** | **1.4** | | 0.080 | 0.026 | mg/L | | | 01/27/26 12:22 | 1 |
| **Calcium, Dissolved** | **43** | | 0.10 | 0.038 | mg/L | | | 01/27/26 12:22 | 1 |

### Method: SW846 6020B - Metals (ICP/MS) - Total Recoverable

| Analyte | Result | Qualifier | RL | MDL | Unit | D | Prepared | Analyzed | Dil Fac |
|---|---|---|---|---|---|---|---|---|---|
| Antimony | <0.0025 | | 0.0050 | 0.0025 | mg/L | | 01/26/26 16:13 | 01/27/26 23:53 | 1 |
| **Arsenic** | **0.0026** | **J** | 0.0050 | 0.0013 | mg/L | | 01/26/26 16:13 | 01/27/26 23:53 | 1 |
| **Barium** | **0.085** | | 0.010 | 0.00041 | mg/L | | 01/26/26 16:13 | 01/27/26 23:53 | 1 |
| **Beryllium** | **0.00016** | **J** | 0.0010 | 0.00015 | mg/L | | 01/26/26 16:13 | 01/27/26 23:53 | 1 |

# Client Sample Results

Client: Southern Company
Project/Site: Plant Wansley Landfill - Surface Waters

Job ID: 705-55747-1

## Client Sample ID: WAN-SWC-3

**Lab Sample ID: 705-55747-3**
**Matrix: Water**

**Date Collected: 01/22/26 14:11**
**Date Received: 01/23/26 09:47**

### Method: SW846 6020B - Metals (ICP/MS) - Total Recoverable (Continued)

| Analyte | Result | Qualifier | RL | MDL | Unit | D | Prepared | Analyzed | Dil Fac |
|---|---|---|---|---|---|---|---|---|---|
| **Cadmium** | **0.0010** | | 0.00070 | 0.00024 | mg/L | | 01/26/26 16:13 | 01/27/26 23:53 | 1 |
| Chromium | <0.0037 | | 0.0050 | 0.0037 | mg/L | | 01/26/26 16:13 | 01/27/26 23:53 | 1 |
| **Cobalt** | **0.34** | | 0.0050 | 0.00041 | mg/L | | 01/26/26 16:13 | 01/27/26 23:53 | 1 |
| Copper | <0.00064 | | 0.0020 | 0.00064 | mg/L | | 01/26/26 16:13 | 01/27/26 23:53 | 1 |
| Lead | <0.00086 | | 0.0010 | 0.00086 | mg/L | | 01/26/26 16:13 | 01/27/26 23:53 | 1 |
| **Nickel** | **0.014** | | 0.0050 | 0.00042 | mg/L | | 01/26/26 16:13 | 01/27/26 23:53 | 1 |
| **Selenium** | **0.017** | | 0.0050 | 0.0023 | mg/L | | 01/26/26 16:13 | 01/27/26 23:53 | 1 |
| Silver | <0.00017 | | 0.0010 | 0.00017 | mg/L | | 01/26/26 16:13 | 01/27/26 23:53 | 1 |
| Thallium | <0.00019 | | 0.0010 | 0.00019 | mg/L | | 01/26/26 16:13 | 01/27/26 23:53 | 1 |
| Vanadium | <0.0012 | | 0.0050 | 0.0012 | mg/L | | 01/26/26 16:13 | 01/27/26 23:53 | 1 |
| Zinc | <0.0089 | | 0.010 | 0.0089 | mg/L | | 01/26/26 16:13 | 01/27/26 23:53 | 1 |

### Method: SW846 6020B - Metals (ICP/MS) - Dissolved

| Analyte | Result | Qualifier | RL | MDL | Unit | D | Prepared | Analyzed | Dil Fac |
|---|---|---|---|---|---|---|---|---|---|
| Antimony, Dissolved | <0.0025 | | 0.0050 | 0.0025 | mg/L | | | 01/29/26 03:52 | 1 |
| Arsenic, Dissolved | <0.0013 | | 0.0050 | 0.0013 | mg/L | | | 01/29/26 03:52 | 1 |
| **Barium, Dissolved** | **0.099** | **F1** | 0.010 | 0.00041 | mg/L | | | 01/29/26 18:01 | 1 |
| **Beryllium, Dissolved** | **0.00021** | **J** | 0.0010 | 0.00015 | mg/L | | | 01/29/26 03:52 | 1 |
| **Cadmium, Dissolved** | **0.00040** | **J** | 0.00070 | 0.00024 | mg/L | | | 01/29/26 03:52 | 1 |
| Chromium, Dissolved | <0.0037 | | 0.0050 | 0.0037 | mg/L | | | 01/29/26 03:52 | 1 |
| **Cobalt, Dissolved** | **0.35** | **F1** | 0.0050 | 0.00041 | mg/L | | | 01/29/26 18:01 | 1 |
| Copper, Dissolved | <0.00064 | | 0.0020 | 0.00064 | mg/L | | | 01/29/26 03:52 | 1 |
| Lead, Dissolved | <0.00086 | | 0.0010 | 0.00086 | mg/L | | | 01/29/26 03:52 | 1 |
| **Nickel, Dissolved** | **0.015** | | 0.0050 | 0.00042 | mg/L | | | 01/29/26 18:01 | 1 |
| **Selenium, Dissolved** | **0.0040** | **J** | 0.0050 | 0.0023 | mg/L | | | 01/29/26 03:52 | 1 |
| Silver, Dissolved | <0.00017 | F1 | 0.0010 | 0.00017 | mg/L | | | 01/29/26 03:52 | 1 |
| Thallium, Dissolved | <0.00019 | | 0.0010 | 0.00019 | mg/L | | | 01/29/26 03:52 | 1 |
| Vanadium, Dissolved | <0.0012 | | 0.0050 | 0.0012 | mg/L | | | 01/29/26 03:52 | 1 |
| Zinc, Dissolved | <0.0089 | | 0.010 | 0.0089 | mg/L | | | 01/29/26 03:52 | 1 |

### Method: SW846 7470A - Mercury (CVAA)

| Analyte | Result | Qualifier | RL | MDL | Unit | D | Prepared | Analyzed | Dil Fac |
|---|---|---|---|---|---|---|---|---|---|
| Mercury | <0.00017 | | 0.00020 | 0.00017 | mg/L | | 02/03/26 08:55 | 02/03/26 12:28 | 1 |

### Method: SW846 7470A - Mercury (CVAA) - Dissolved

| Analyte | Result | Qualifier | RL | MDL | Unit | D | Prepared | Analyzed | Dil Fac |
|---|---|---|---|---|---|---|---|---|---|
| Mercury, Dissolved | <0.00017 | | 0.00020 | 0.00017 | mg/L | | 02/04/26 11:09 | 02/04/26 18:58 | 1 |

### General Chemistry

| Analyte | Result | Qualifier | RL | MDL | Unit | D | Prepared | Analyzed | Dil Fac |
|---|---|---|---|---|---|---|---|---|---|
| **Total Dissolved Solids (SM 2540C - 2015)** | **330** | | 10 | 10 | mg/L | | | 01/28/26 16:45 | 1 |

## Client Sample ID: WAN-SWC-5

**Lab Sample ID: 705-55747-4**
**Matrix: Water**

**Date Collected: 01/22/26 14:35**
**Date Received: 01/23/26 09:47**

### Method: EPA 300.0 - Anions, Ion Chromatography

| Analyte | Result | Qualifier | RL | MDL | Unit | D | Prepared | Analyzed | Dil Fac |
|---|---|---|---|---|---|---|---|---|---|
| **Chloride** | **19** | | 1.0 | 0.98 | mg/L | | | 01/24/26 06:44 | 1 |
| **Fluoride** | **0.25** | | 0.20 | 0.081 | mg/L | | | 01/24/26 06:44 | 1 |

# Client Sample Results

Client: Southern Company
Project/Site: Plant Wansley Landfill - Surface Waters

Job ID: 705-55747-1

## Client Sample ID: WAN-SWC-5

**Lab Sample ID: 705-55747-4**
**Matrix: Water**
**Date Collected: 01/22/26 14:35**
**Date Received: 01/23/26 09:47**

### Method: EPA 300.0 - Anions, Ion Chromatography (Continued)

| Analyte | Result | Qualifier | RL | MDL | Unit | D | Prepared | Analyzed | Dil Fac |
|---|---|---|---|---|---|---|---|---|---|
| Sulfate | 9.7 | | 1.0 | 0.77 | mg/L | | | 01/24/26 06:44 | 1 |

### Method: SW846 6010D - Metals (ICP)

| Analyte | Result | Qualifier | RL | MDL | Unit | D | Prepared | Analyzed | Dil Fac |
|---|---|---|---|---|---|---|---|---|---|
| Boron | 0.13 | | 0.080 | 0.026 | mg/L | | 01/28/26 11:20 | 01/29/26 20:27 | 1 |
| Calcium | 14 | | 0.10 | 0.038 | mg/L | | 01/28/26 11:20 | 01/29/26 20:27 | 1 |

### Method: SW846 6020B - Metals (ICP/MS) - Total Recoverable

| Analyte | Result | Qualifier | RL | MDL | Unit | D | Prepared | Analyzed | Dil Fac |
|---|---|---|---|---|---|---|---|---|---|
| Antimony | <0.0025 | | 0.0050 | 0.0025 | mg/L | | 01/26/26 16:13 | 01/27/26 23:56 | 1 |
| Arsenic | <0.0013 | | 0.0050 | 0.0013 | mg/L | | 01/26/26 16:13 | 01/27/26 23:56 | 1 |
| Barium | 0.080 | | 0.010 | 0.00041 | mg/L | | 01/26/26 16:13 | 01/27/26 23:56 | 1 |
| Beryllium | <0.00015 | | 0.0010 | 0.00015 | mg/L | | 01/26/26 16:13 | 01/27/26 23:56 | 1 |
| Cadmium | <0.00024 | | 0.00070 | 0.00024 | mg/L | | 01/26/26 16:13 | 01/27/26 23:56 | 1 |
| Chromium | <0.0037 | | 0.0050 | 0.0037 | mg/L | | 01/26/26 16:13 | 01/27/26 23:56 | 1 |
| Cobalt | 0.016 | | 0.0050 | 0.00041 | mg/L | | 01/26/26 16:13 | 01/27/26 23:56 | 1 |
| Copper | <0.00064 | | 0.0020 | 0.00064 | mg/L | | 01/26/26 16:13 | 01/27/26 23:56 | 1 |
| Lead | <0.00086 | | 0.0010 | 0.00086 | mg/L | | 01/26/26 16:13 | 01/27/26 23:56 | 1 |
| Nickel | 0.0051 | | 0.0050 | 0.00042 | mg/L | | 01/26/26 16:13 | 01/27/26 23:56 | 1 |
| Selenium | <0.0023 | | 0.0050 | 0.0023 | mg/L | | 01/26/26 16:13 | 01/27/26 23:56 | 1 |
| Silver | <0.00017 | | 0.0010 | 0.00017 | mg/L | | 01/26/26 16:13 | 01/27/26 23:56 | 1 |
| Thallium | <0.00019 | | 0.0010 | 0.00019 | mg/L | | 01/26/26 16:13 | 01/27/26 23:56 | 1 |
| Vanadium | 0.0012 | J | 0.0050 | 0.0012 | mg/L | | 01/26/26 16:13 | 01/27/26 23:56 | 1 |
| Zinc | <0.0089 | | 0.010 | 0.0089 | mg/L | | 01/26/26 16:13 | 01/27/26 23:56 | 1 |

### Method: SW846 7470A - Mercury (CVAA)

| Analyte | Result | Qualifier | RL | MDL | Unit | D | Prepared | Analyzed | Dil Fac |
|---|---|---|---|---|---|---|---|---|---|
| Mercury | <0.00017 | | 0.00020 | 0.00017 | mg/L | | 02/03/26 08:55 | 02/03/26 12:32 | 1 |

### General Chemistry

| Analyte | Result | Qualifier | RL | MDL | Unit | D | Prepared | Analyzed | Dil Fac |
|---|---|---|---|---|---|---|---|---|---|
| Total Dissolved Solids (SM 2540C - 2015) | 100 | | 10 | 10 | mg/L | | | 01/28/26 16:45 | 1 |

## Client Sample ID: WAN-SWC-7

**Lab Sample ID: 705-55747-5**
**Matrix: Water**
**Date Collected: 01/22/26 15:06**
**Date Received: 01/23/26 09:47**

### Method: EPA 300.0 - Anions, Ion Chromatography

| Analyte | Result | Qualifier | RL | MDL | Unit | D | Prepared | Analyzed | Dil Fac |
|---|---|---|---|---|---|---|---|---|---|
| Chloride | 6.2 | | 1.0 | 0.98 | mg/L | | | 01/24/26 06:55 | 1 |
| Fluoride | 0.15 | J | 0.20 | 0.081 | mg/L | | | 01/24/26 06:55 | 1 |
| Sulfate | 15 | | 1.0 | 0.77 | mg/L | | | 01/24/26 06:55 | 1 |

### Method: SW846 6010D - Metals (ICP)

| Analyte | Result | Qualifier | RL | MDL | Unit | D | Prepared | Analyzed | Dil Fac |
|---|---|---|---|---|---|---|---|---|---|
| Boron | 0.086 | | 0.080 | 0.026 | mg/L | | 01/28/26 11:20 | 01/29/26 20:30 | 1 |
| Calcium | 9.9 | | 0.10 | 0.038 | mg/L | | 01/28/26 11:20 | 01/29/26 20:30 | 1 |

### Method: SW846 6020B - Metals (ICP/MS) - Total Recoverable

| Analyte | Result | Qualifier | RL | MDL | Unit | D | Prepared | Analyzed | Dil Fac |
|---|---|---|---|---|---|---|---|---|---|
| Antimony | <0.0025 | | 0.0050 | 0.0025 | mg/L | | 01/26/26 16:13 | 01/27/26 23:58 | 1 |

# Client Sample Results

Client: Southern Company
Project/Site: Plant Wansley Landfill - Surface Waters

Job ID: 705-55747-1

## Client Sample ID: WAN-SWC-7

**Date Collected: 01/22/26 15:06**
**Date Received: 01/23/26 09:47**

## Lab Sample ID: 705-55747-5

**Matrix: Water**

### Method: SW846 6020B - Metals (ICP/MS) - Total Recoverable (Continued)

| Analyte | Result | Qualifier | RL | MDL | Unit | D | Prepared | Analyzed | Dil Fac |
|---|---|---|---|---|---|---|---|---|---|
| Arsenic | <0.0013 | | 0.0050 | 0.0013 | mg/L | | 01/26/26 16:13 | 01/27/26 23:58 | 1 |
| **Barium** | **0.027** | | 0.010 | 0.00041 | mg/L | | 01/26/26 16:13 | 01/27/26 23:58 | 1 |
| Beryllium | <0.00015 | | 0.0010 | 0.00015 | mg/L | | 01/26/26 16:13 | 01/27/26 23:58 | 1 |
| Cadmium | <0.00024 | | 0.00070 | 0.00024 | mg/L | | 01/26/26 16:13 | 01/27/26 23:58 | 1 |
| Chromium | <0.0037 | | 0.0050 | 0.0037 | mg/L | | 01/26/26 16:13 | 01/27/26 23:58 | 1 |
| **Cobalt** | **0.00053** | **J** | 0.0050 | 0.00041 | mg/L | | 01/26/26 16:13 | 01/27/26 23:58 | 1 |
| **Copper** | **0.0034** | | 0.0020 | 0.00064 | mg/L | | 01/26/26 16:13 | 01/27/26 23:58 | 1 |
| Lead | <0.00086 | | 0.0010 | 0.00086 | mg/L | | 01/26/26 16:13 | 01/27/26 23:58 | 1 |
| **Nickel** | **0.00069** | **J** | 0.0050 | 0.00042 | mg/L | | 01/26/26 16:13 | 01/27/26 23:58 | 1 |
| Selenium | <0.0023 | | 0.0050 | 0.0023 | mg/L | | 01/26/26 16:13 | 01/27/26 23:58 | 1 |
| Silver | <0.00017 | | 0.0010 | 0.00017 | mg/L | | 01/26/26 16:13 | 01/27/26 23:58 | 1 |
| Thallium | <0.00019 | | 0.0010 | 0.00019 | mg/L | | 01/26/26 16:13 | 01/27/26 23:58 | 1 |
| **Vanadium** | **0.0019** | **J** | 0.0050 | 0.0012 | mg/L | | 01/26/26 16:13 | 01/27/26 23:58 | 1 |
| Zinc | <0.0089 | | 0.010 | 0.0089 | mg/L | | 01/26/26 16:13 | 01/27/26 23:58 | 1 |

### Method: SW846 7470A - Mercury (CVAA)

| Analyte | Result | Qualifier | RL | MDL | Unit | D | Prepared | Analyzed | Dil Fac |
|---|---|---|---|---|---|---|---|---|---|
| Mercury | <0.00017 | | 0.00020 | 0.00017 | mg/L | | 02/03/26 08:55 | 02/03/26 12:35 | 1 |

### General Chemistry

| Analyte | Result | Qualifier | RL | MDL | Unit | D | Prepared | Analyzed | Dil Fac |
|---|---|---|---|---|---|---|---|---|---|
| **Total Dissolved Solids (SM 2540C - 2015)** | **47** | | 10 | 10 | mg/L | | | 01/28/26 16:45 | 1 |

# Method Summary

Client: Southern Company
Project/Site: Plant Wansley Landfill - Surface Waters

Job ID: 705-55747-1

| Method | Method Description | Protocol | Laboratory |
|---|---|---|---|
| 300.0 | Anions, Ion Chromatography | EPA | EET ATL |
| 6010D | Metals (ICP) | SW846 | EET ATL |
| 6020B | Metals (ICP/MS) | SW846 | EET ATL |
| 7470A | Mercury (CVAA) | SW846 | EET ATL |
| 2540C - 2015 | Total Dissolved Solids (Dried at 180 °C) | SM | EET ATL |
| 3005A | Preparation, Total Recoverable or Dissolved Metals | SW846 | EET ATL |
| 3010A | Preparation, Total Metals | SW846 | EET ATL |
| 7470A | Preparation, Mercury | SW846 | EET ATL |
| Filtration | Sample Filtration | None | EET ATL |

**Protocol References:**

EPA = US Environmental Protection Agency
None = None
SM = "Standard Methods For The Examination Of Water And Wastewater"
SW846 = "Test Methods For Evaluating Solid Waste, Physical/Chemical Methods", Third Edition, November 1986 And Its Updates.

**Laboratory References:**

EET ATL = Eurofins Atlanta, 3080 Presidential Dr, Atlanta, GA 30340, TEL (770)457-8177

# QC Sample Results

Client: Southern Company
Project/Site: Plant Wansley Landfill - Surface Waters

Job ID: 705-55747-1

## Method: 300.0 - Anions, Ion Chromatography

**Lab Sample ID: MB 705-109698/159**
**Matrix: Water**
**Analysis Batch: 109698**

**Client Sample ID: Method Blank**
**Prep Type: Total/NA**

| Analyte | MB Result | MB Qualifier | RL | MDL | Unit | D | Prepared | Analyzed | Dil Fac |
|---|---|---|---|---|---|---|---|---|---|
| Chloride | <0.98 | | 1.0 | 0.98 | mg/L | | | 01/24/26 01:26 | 1 |
| Fluoride | <0.081 | | 0.20 | 0.081 | mg/L | | | 01/24/26 01:26 | 1 |
| Sulfate | <0.77 | | 1.0 | 0.77 | mg/L | | | 01/24/26 01:26 | 1 |

**Lab Sample ID: LCS 705-109698/160**
**Matrix: Water**
**Analysis Batch: 109698**

**Client Sample ID: Lab Control Sample**
**Prep Type: Total/NA**

| Analyte | Spike Added | LCS Result | LCS Qualifier | Unit | D | %Rec | %Rec Limits |
|---|---|---|---|---|---|---|---|
| Chloride | 10.0 | 9.86 | | mg/L | | 99 | 90 - 110 |
| Fluoride | 5.00 | 4.92 | | mg/L | | 98 | 90 - 110 |
| Sulfate | 25.0 | 24.7 | | mg/L | | 99 | 90 - 110 |

**Lab Sample ID: 705-55666-B-12 MS**
**Matrix: Water**
**Analysis Batch: 109698**

**Client Sample ID: Matrix Spike**
**Prep Type: Total/NA**

| Analyte | Sample Result | Sample Qualifier | Spike Added | MS Result | MS Qualifier | Unit | D | %Rec | %Rec Limits |
|---|---|---|---|---|---|---|---|---|---|
| Chloride | 1.4 | | 10.0 | 11.3 | | mg/L | | 99 | 90 - 110 |
| Fluoride | 1.9 | | 5.00 | 6.86 | | mg/L | | 100 | 90 - 110 |
| Sulfate | 6.4 | | 25.0 | 30.6 | | mg/L | | 97 | 90 - 110 |

**Lab Sample ID: 705-55666-B-12 MSD**
**Matrix: Water**
**Analysis Batch: 109698**

**Client Sample ID: Matrix Spike Duplicate**
**Prep Type: Total/NA**

| Analyte | Sample Result | Sample Qualifier | Spike Added | MSD Result | MSD Qualifier | Unit | D | %Rec | %Rec Limits | RPD | RPD Limit |
|---|---|---|---|---|---|---|---|---|---|---|---|
| Chloride | 1.4 | | 10.0 | 11.1 | | mg/L | | 98 | 90 - 110 | 1 | 20 |
| Fluoride | 1.9 | | 5.00 | 6.74 | | mg/L | | 97 | 90 - 110 | 2 | 20 |
| Sulfate | 6.4 | | 25.0 | 30.4 | | mg/L | | 96 | 90 - 110 | 1 | 20 |

**Lab Sample ID: MB 705-110293/3**
**Matrix: Water**
**Analysis Batch: 110293**

**Client Sample ID: Method Blank**
**Prep Type: Total/NA**

| Analyte | MB Result | MB Qualifier | RL | MDL | Unit | D | Prepared | Analyzed | Dil Fac |
|---|---|---|---|---|---|---|---|---|---|
| Chloride | <0.98 | | 1.0 | 0.98 | mg/L | | | 01/27/26 11:30 | 1 |
| Fluoride | <0.081 | | 0.20 | 0.081 | mg/L | | | 01/27/26 11:30 | 1 |
| Sulfate | <0.77 | | 1.0 | 0.77 | mg/L | | | 01/27/26 11:30 | 1 |

**Lab Sample ID: MB 705-110293/65**
**Matrix: Water**
**Analysis Batch: 110293**

**Client Sample ID: Method Blank**
**Prep Type: Total/NA**

| Analyte | MB Result | MB Qualifier | RL | MDL | Unit | D | Prepared | Analyzed | Dil Fac |
|---|---|---|---|---|---|---|---|---|---|
| Chloride | <0.98 | | 1.0 | 0.98 | mg/L | | | 01/27/26 20:20 | 1 |
| Fluoride | <0.081 | | 0.20 | 0.081 | mg/L | | | 01/27/26 20:20 | 1 |
| Sulfate | <0.77 | | 1.0 | 0.77 | mg/L | | | 01/27/26 20:20 | 1 |

## Method: 300.0 - Anions, Ion Chromatography (Continued)

**Lab Sample ID: LCS 705-110293/4**
**Client Sample ID: Lab Control Sample**
**Matrix: Water**
**Prep Type: Total/NA**
**Analysis Batch: 110293**

| Analyte | Spike Added | LCS Result | LCS Qualifier | Unit | D | %Rec | %Rec Limits |
|---|---|---|---|---|---|---|---|
| Chloride | 10.0 | 9.12 | | mg/L | | 91 | 90 - 110 |
| Fluoride | 5.00 | 4.56 | | mg/L | | 91 | 90 - 110 |
| Sulfate | 25.0 | 23.5 | | mg/L | | 94 | 90 - 110 |

**Lab Sample ID: LCS 705-110293/66**
**Client Sample ID: Lab Control Sample**
**Matrix: Water**
**Prep Type: Total/NA**
**Analysis Batch: 110293**

| Analyte | Spike Added | LCS Result | LCS Qualifier | Unit | D | %Rec | %Rec Limits |
|---|---|---|---|---|---|---|---|
| Chloride | 10.0 | 9.66 | | mg/L | | 97 | 90 - 110 |
| Fluoride | 5.00 | 4.79 | | mg/L | | 96 | 90 - 110 |
| Sulfate | 25.0 | 24.8 | | mg/L | | 99 | 90 - 110 |

**Lab Sample ID: 705-55764-E-11 MS**
**Client Sample ID: Matrix Spike**
**Matrix: Water**
**Prep Type: Total/NA**
**Analysis Batch: 110293**

| Analyte | Sample Result | Sample Qualifier | Spike Added | MS Result | MS Qualifier | Unit | D | %Rec | %Rec Limits |
|---|---|---|---|---|---|---|---|---|---|
| Chloride | 12 | | 10.0 | 21.1 | | mg/L | | 91 | 90 - 110 |
| Fluoride | 0.090 | J F1 | 5.00 | 4.58 | | mg/L | | 90 | 90 - 110 |
| Sulfate | 3.0 | | 25.0 | 26.1 | | mg/L | | 92 | 90 - 110 |

**Lab Sample ID: 705-55764-E-11 MSD**
**Client Sample ID: Matrix Spike Duplicate**
**Matrix: Water**
**Prep Type: Total/NA**
**Analysis Batch: 110293**

| Analyte | Sample Result | Sample Qualifier | Spike Added | MSD Result | MSD Qualifier | Unit | D | %Rec | %Rec Limits | RPD | RPD Limit |
|---|---|---|---|---|---|---|---|---|---|---|---|
| Chloride | 12 | | 10.0 | 21.2 | | mg/L | | 92 | 90 - 110 | 1 | 20 |
| Fluoride | 0.090 | J F1 | 5.00 | 4.54 | F1 | mg/L | | 89 | 90 - 110 | 1 | 20 |
| Sulfate | 3.0 | | 25.0 | 25.9 | | mg/L | | 92 | 90 - 110 | 0 | 20 |

**Lab Sample ID: MB 705-110490/3**
**Client Sample ID: Method Blank**
**Matrix: Water**
**Prep Type: Total/NA**
**Analysis Batch: 110490**

| Analyte | MB Result | MB Qualifier | RL | MDL | Unit | D | Prepared | Analyzed | Dil Fac |
|---|---|---|---|---|---|---|---|---|---|
| Chloride | <0.98 | | 1.0 | 0.98 | mg/L | | | 01/28/26 11:00 | 1 |
| Fluoride | <0.081 | | 0.20 | 0.081 | mg/L | | | 01/28/26 11:00 | 1 |
| Sulfate | <0.77 | | 1.0 | 0.77 | mg/L | | | 01/28/26 11:00 | 1 |

**Lab Sample ID: LCS 705-110490/4**
**Client Sample ID: Lab Control Sample**
**Matrix: Water**
**Prep Type: Total/NA**
**Analysis Batch: 110490**

| Analyte | Spike Added | LCS Result | LCS Qualifier | Unit | D | %Rec | %Rec Limits |
|---|---|---|---|---|---|---|---|
| Chloride | 10.0 | 9.60 | | mg/L | | 96 | 90 - 110 |
| Fluoride | 5.00 | 4.56 | | mg/L | | 91 | 90 - 110 |
| Sulfate | 25.0 | 24.8 | | mg/L | | 99 | 90 - 110 |

## Method: 300.0 - Anions, Ion Chromatography (Continued)

**Lab Sample ID: 705-55873-C-2 MS**
**Matrix: Water**
**Analysis Batch: 110490**

**Client Sample ID: Matrix Spike**
**Prep Type: Total/NA**

| Analyte | Sample Result | Sample Qualifier | Spike Added | MS Result | MS Qualifier | Unit | D | %Rec | %Rec Limits |
|---|---|---|---|---|---|---|---|---|---|
| Chloride | 430 | | 100 | 481 | 4 | mg/L | | 56 | 90 - 110 |
| Fluoride | 9.3 | F1 | 50.0 | 51.5 | F1 | mg/L | | 84 | 90 - 110 |
| Sulfate | 16 | | 250 | 259 | | mg/L | | 97 | 90 - 110 |

**Lab Sample ID: 705-55873-C-2 MSD**
**Matrix: Water**
**Analysis Batch: 110490**

**Client Sample ID: Matrix Spike Duplicate**
**Prep Type: Total/NA**

| Analyte | Sample Result | Sample Qualifier | Spike Added | MSD Result | MSD Qualifier | Unit | D | %Rec | %Rec Limits | RPD | RPD Limit |
|---|---|---|---|---|---|---|---|---|---|---|---|
| Chloride | 430 | | 100 | 479 | 4 | mg/L | | 54 | 90 - 110 | 0 | 20 |
| Fluoride | 9.3 | F1 | 50.0 | 51.9 | F1 | mg/L | | 85 | 90 - 110 | 1 | 20 |
| Sulfate | 16 | | 250 | 252 | | mg/L | | 94 | 90 - 110 | 3 | 20 |

## Method: 6010D - Metals (ICP)

**Lab Sample ID: MB 705-110483/1-A**
**Matrix: Water**
**Analysis Batch: 111017**

**Client Sample ID: Method Blank**
**Prep Type: Total/NA**
**Prep Batch: 110483**

| Analyte | MB Result | MB Qualifier | RL | MDL | Unit | D | Prepared | Analyzed | Dil Fac |
|---|---|---|---|---|---|---|---|---|---|
| Boron | <0.026 | | 0.080 | 0.026 | mg/L | | 01/28/26 11:20 | 01/29/26 19:42 | 1 |
| Calcium | <0.038 | | 0.10 | 0.038 | mg/L | | 01/28/26 11:20 | 01/29/26 19:42 | 1 |

**Lab Sample ID: LCS 705-110483/2-A**
**Matrix: Water**
**Analysis Batch: 111017**

**Client Sample ID: Lab Control Sample**
**Prep Type: Total/NA**
**Prep Batch: 110483**

| Analyte | Spike Added | LCS Result | LCS Qualifier | Unit | D | %Rec | %Rec Limits |
|---|---|---|---|---|---|---|---|
| Boron | 1.00 | 1.04 | | mg/L | | 104 | 80 - 120 |
| Calcium | 10.0 | 10.5 | | mg/L | | 105 | 80 - 120 |

**Lab Sample ID: 705-53021-B-9-B MS**
**Matrix: Water**
**Analysis Batch: 111017**

**Client Sample ID: Matrix Spike**
**Prep Type: Total/NA**
**Prep Batch: 110483**

| Analyte | Sample Result | Sample Qualifier | Spike Added | MS Result | MS Qualifier | Unit | D | %Rec | %Rec Limits |
|---|---|---|---|---|---|---|---|---|---|
| Boron | 0.18 | | 1.00 | 1.20 | | mg/L | | 102 | 75 - 125 |
| Calcium | 190 | | 10.0 | 203 | E 4 | mg/L | | 101 | 75 - 125 |

**Lab Sample ID: 705-53021-B-9-C MSD**
**Matrix: Water**
**Analysis Batch: 111017**

**Client Sample ID: Matrix Spike Duplicate**
**Prep Type: Total/NA**
**Prep Batch: 110483**

| Analyte | Sample Result | Sample Qualifier | Spike Added | MSD Result | MSD Qualifier | Unit | D | %Rec | %Rec Limits | RPD | RPD Limit |
|---|---|---|---|---|---|---|---|---|---|---|---|
| Boron | 0.18 | | 1.00 | 1.20 | | mg/L | | 102 | 75 - 125 | 0 | 20 |
| Calcium | 190 | | 10.0 | 202 | E 4 | mg/L | | 90 | 75 - 125 | 1 | 20 |

## Method: 6010D - Metals (ICP) (Continued)

**Lab Sample ID: MB 705-110106/1-A**
**Matrix: Water**
**Analysis Batch: 110423**

**Client Sample ID: Method Blank**
**Prep Type: Dissolved**

| Analyte | MB Result | MB Qualifier | RL | MDL | Unit | D | Prepared | Analyzed | Dil Fac |
|---|---|---|---|---|---|---|---|---|---|
| Boron, Dissolved | <0.026 | | 0.080 | 0.026 | mg/L | | | 01/27/26 11:25 | 1 |
| Calcium, Dissolved | <0.038 | | 0.10 | 0.038 | mg/L | | | 01/27/26 11:25 | 1 |

**Lab Sample ID: LCS 705-110106/2-A**
**Matrix: Water**
**Analysis Batch: 110423**

**Client Sample ID: Lab Control Sample**
**Prep Type: Dissolved**

| Analyte | Spike Added | LCS Result | LCS Qualifier | Unit | D | %Rec | %Rec Limits |
|---|---|---|---|---|---|---|---|
| Boron, Dissolved | 1.00 | 0.920 | | mg/L | | 92 | 80 - 120 |
| Calcium, Dissolved | 10.0 | 8.94 | | mg/L | | 89 | 80 - 120 |

**Lab Sample ID: 705-55621-H-1 MS**
**Matrix: Water**
**Analysis Batch: 110423**

**Client Sample ID: Matrix Spike**
**Prep Type: Dissolved**

| Analyte | Sample Result | Sample Qualifier | Spike Added | MS Result | MS Qualifier | Unit | D | %Rec | %Rec Limits |
|---|---|---|---|---|---|---|---|---|---|
| Boron, Dissolved | 0.027 | J | 1.00 | 0.945 | | mg/L | | 92 | 75 - 125 |
| Calcium, Dissolved | 8.6 | | 10.0 | 17.2 | | mg/L | | 86 | 75 - 125 |

**Lab Sample ID: 705-55621-H-1 MSD**
**Matrix: Water**
**Analysis Batch: 110423**

**Client Sample ID: Matrix Spike Duplicate**
**Prep Type: Dissolved**

| Analyte | Sample Result | Sample Qualifier | Spike Added | MSD Result | MSD Qualifier | Unit | D | %Rec | %Rec Limits | RPD | RPD Limit |
|---|---|---|---|---|---|---|---|---|---|---|---|
| Boron, Dissolved | 0.027 | J | 1.00 | 0.952 | | mg/L | | 92 | 75 - 125 | 1 | 20 |
| Calcium, Dissolved | 8.6 | | 10.0 | 17.2 | | mg/L | | 86 | 75 - 125 | 0 | 20 |

## Method: 6020B - Metals (ICP/MS)

**Lab Sample ID: MB 705-110012/1-A**
**Matrix: Water**
**Analysis Batch: 110576**

**Client Sample ID: Method Blank**
**Prep Type: Total Recoverable**
**Prep Batch: 110012**

| Analyte | MB Result | MB Qualifier | RL | MDL | Unit | D | Prepared | Analyzed | Dil Fac |
|---|---|---|---|---|---|---|---|---|---|
| Antimony | <0.0025 | | 0.0050 | 0.0025 | mg/L | | 01/26/26 11:54 | 01/28/26 01:22 | 1 |
| Arsenic | <0.0013 | | 0.0050 | 0.0013 | mg/L | | 01/26/26 11:54 | 01/28/26 01:22 | 1 |
| Barium | <0.00041 | | 0.010 | 0.00041 | mg/L | | 01/26/26 11:54 | 01/28/26 01:22 | 1 |
| Beryllium | <0.00015 | | 0.0010 | 0.00015 | mg/L | | 01/26/26 11:54 | 01/28/26 01:22 | 1 |
| Cadmium | <0.00024 | | 0.00070 | 0.00024 | mg/L | | 01/26/26 11:54 | 01/28/26 01:22 | 1 |
| Chromium | <0.0037 | | 0.0050 | 0.0037 | mg/L | | 01/26/26 11:54 | 01/28/26 01:22 | 1 |
| Cobalt | <0.00041 | | 0.0050 | 0.00041 | mg/L | | 01/26/26 11:54 | 01/28/26 01:22 | 1 |
| Copper | <0.00064 | | 0.0020 | 0.00064 | mg/L | | 01/26/26 11:54 | 01/28/26 01:22 | 1 |
| Lead | <0.00086 | | 0.0010 | 0.00086 | mg/L | | 01/26/26 11:54 | 01/28/26 01:22 | 1 |
| Nickel | <0.00042 | | 0.0050 | 0.00042 | mg/L | | 01/26/26 11:54 | 01/28/26 01:22 | 1 |
| Selenium | <0.0023 | | 0.0050 | 0.0023 | mg/L | | 01/26/26 11:54 | 01/28/26 01:22 | 1 |
| Silver | <0.00017 | | 0.0010 | 0.00017 | mg/L | | 01/26/26 11:54 | 01/28/26 01:22 | 1 |
| Thallium | <0.00019 | | 0.0010 | 0.00019 | mg/L | | 01/26/26 11:54 | 01/28/26 01:22 | 1 |
| Vanadium | <0.0012 | | 0.0050 | 0.0012 | mg/L | | 01/26/26 11:54 | 01/28/26 01:22 | 1 |
| Zinc | <0.0089 | | 0.010 | 0.0089 | mg/L | | 01/26/26 11:54 | 01/28/26 01:22 | 1 |

## Method: 6020B - Metals (ICP/MS) (Continued)

**Lab Sample ID: LCS 705-110012/2-A**
**Matrix: Water**
**Analysis Batch: 110576**

**Client Sample ID: Lab Control Sample**
**Prep Type: Total Recoverable**
**Prep Batch: 110012**

| Analyte | Spike Added | LCS Result | LCS Qualifier | Unit | D | %Rec | %Rec Limits |
|---|---|---|---|---|---|---|---|
| Antimony | 0.100 | 0.102 | | mg/L | | 102 | 80 - 120 |
| Arsenic | 0.100 | 0.101 | | mg/L | | 101 | 80 - 120 |
| Barium | 0.100 | 0.0954 | | mg/L | | 95 | 80 - 120 |
| Beryllium | 0.100 | 0.0961 | | mg/L | | 96 | 80 - 120 |
| Cadmium | 0.100 | 0.0945 | | mg/L | | 94 | 80 - 120 |
| Chromium | 0.100 | 0.105 | | mg/L | | 105 | 80 - 120 |
| Cobalt | 0.100 | 0.106 | | mg/L | | 106 | 80 - 120 |
| Copper | 0.100 | 0.100 | | mg/L | | 100 | 80 - 120 |
| Lead | 0.100 | 0.104 | | mg/L | | 104 | 80 - 120 |
| Nickel | 0.100 | 0.107 | | mg/L | | 107 | 80 - 120 |
| Selenium | 0.100 | 0.100 | | mg/L | | 100 | 80 - 120 |
| Silver | 0.0100 | 0.0108 | | mg/L | | 108 | 80 - 120 |
| Thallium | 0.100 | 0.102 | | mg/L | | 102 | 80 - 120 |
| Vanadium | 0.100 | 0.104 | | mg/L | | 104 | 80 - 120 |
| Zinc | 0.100 | 0.102 | | mg/L | | 102 | 80 - 120 |

**Lab Sample ID: 705-55752-G-5-B MS**
**Matrix: Water**
**Analysis Batch: 110576**

**Client Sample ID: Matrix Spike**
**Prep Type: Total Recoverable**
**Prep Batch: 110012**

| Analyte | Sample Result | Sample Qualifier | Spike Added | MS Result | MS Qualifier | Unit | D | %Rec | %Rec Limits |
|---|---|---|---|---|---|---|---|---|---|
| Antimony | <0.0025 | | 0.100 | 0.0999 | | mg/L | | 100 | 75 - 125 |
| Arsenic | <0.0013 | | 0.100 | 0.0998 | | mg/L | | 100 | 75 - 125 |
| Barium | 0.0016 | J | 0.100 | 0.0951 | | mg/L | | 93 | 75 - 125 |
| Beryllium | <0.00015 | | 0.100 | 0.0928 | | mg/L | | 93 | 75 - 125 |
| Cadmium | <0.00024 | | 0.100 | 0.0928 | | mg/L | | 93 | 75 - 125 |
| Chromium | <0.0037 | | 0.100 | 0.103 | | mg/L | | 103 | 75 - 125 |
| Cobalt | <0.00041 | | 0.100 | 0.103 | | mg/L | | 103 | 75 - 125 |
| Copper | 0.020 | | 0.100 | 0.100 | | mg/L | | 80 | 75 - 125 |
| Lead | <0.00086 | | 0.100 | 0.102 | | mg/L | | 102 | 75 - 125 |
| Nickel | <0.00042 | | 0.100 | 0.103 | | mg/L | | 103 | 75 - 125 |
| Selenium | <0.0023 | | 0.100 | 0.0964 | | mg/L | | 96 | 75 - 125 |
| Silver | <0.00017 | | 0.0100 | 0.0105 | | mg/L | | 105 | 75 - 125 |
| Thallium | <0.00019 | | 0.100 | 0.0988 | | mg/L | | 99 | 75 - 125 |
| Vanadium | 0.0012 | J | 0.100 | 0.103 | | mg/L | | 102 | 75 - 125 |
| Zinc | <0.0089 | | 0.100 | 0.102 | | mg/L | | 102 | 75 - 125 |

**Lab Sample ID: 705-55752-G-5-C MSD**
**Matrix: Water**
**Analysis Batch: 110576**

**Client Sample ID: Matrix Spike Duplicate**
**Prep Type: Total Recoverable**
**Prep Batch: 110012**

| Analyte | Sample Result | Sample Qualifier | Spike Added | MSD Result | MSD Qualifier | Unit | D | %Rec | %Rec Limits | RPD | RPD Limit |
|---|---|---|---|---|---|---|---|---|---|---|---|
| Antimony | <0.0025 | | 0.100 | 0.102 | | mg/L | | 102 | 75 - 125 | 2 | 20 |
| Arsenic | <0.0013 | | 0.100 | 0.107 | | mg/L | | 107 | 75 - 125 | 7 | 20 |
| Barium | 0.0016 | J | 0.100 | 0.0935 | | mg/L | | 92 | 75 - 125 | 2 | 20 |
| Beryllium | <0.00015 | | 0.100 | 0.0944 | | mg/L | | 94 | 75 - 125 | 2 | 20 |
| Cadmium | <0.00024 | | 0.100 | 0.0952 | | mg/L | | 95 | 75 - 125 | 3 | 20 |
| Chromium | <0.0037 | | 0.100 | 0.110 | | mg/L | | 110 | 75 - 125 | 7 | 20 |
| Cobalt | <0.00041 | | 0.100 | 0.112 | | mg/L | | 112 | 75 - 125 | 8 | 20 |

## Method: 6020B - Metals (ICP/MS) (Continued)

**Lab Sample ID: 705-55752-G-5-C MSD**
**Matrix: Water**
**Analysis Batch: 110576**

**Client Sample ID: Matrix Spike Duplicate**
**Prep Type: Total Recoverable**
**Prep Batch: 110012**

| Analyte | Sample Result | Sample Qualifier | Spike Added | MSD Result | MSD Qualifier | Unit | D | %Rec | %Rec Limits | RPD | RPD Limit |
|---|---|---|---|---|---|---|---|---|---|---|---|
| Copper | 0.020 | | 0.100 | 0.102 | | mg/L | | 82 | 75 - 125 | 2 | 20 |
| Lead | <0.00086 | | 0.100 | 0.103 | | mg/L | | 103 | 75 - 125 | 1 | 20 |
| Nickel | <0.00042 | | 0.100 | 0.114 | | mg/L | | 114 | 75 - 125 | 10 | 20 |
| Selenium | <0.0023 | | 0.100 | 0.107 | | mg/L | | 107 | 75 - 125 | 10 | 20 |
| Silver | <0.00017 | | 0.0100 | 0.0106 | | mg/L | | 106 | 75 - 125 | 1 | 20 |
| Thallium | <0.00019 | | 0.100 | 0.101 | | mg/L | | 101 | 75 - 125 | 2 | 20 |
| Vanadium | 0.0012 | J | 0.100 | 0.111 | | mg/L | | 110 | 75 - 125 | 7 | 20 |
| Zinc | <0.0089 | | 0.100 | 0.108 | | mg/L | | 108 | 75 - 125 | 6 | 20 |

**Lab Sample ID: MB 705-110121/1-A**
**Matrix: Water**
**Analysis Batch: 110530**

**Client Sample ID: Method Blank**
**Prep Type: Total Recoverable**
**Prep Batch: 110121**

| Analyte | MB Result | MB Qualifier | RL | MDL | Unit | D | Prepared | Analyzed | Dil Fac |
|---|---|---|---|---|---|---|---|---|---|
| Antimony | <0.0025 | | 0.0050 | 0.0025 | mg/L | | 01/26/26 16:13 | 01/27/26 22:16 | 1 |
| Arsenic | <0.0013 | | 0.0050 | 0.0013 | mg/L | | 01/26/26 16:13 | 01/27/26 22:16 | 1 |
| Barium | <0.00041 | | 0.010 | 0.00041 | mg/L | | 01/26/26 16:13 | 01/27/26 22:16 | 1 |
| Beryllium | <0.00015 | | 0.0010 | 0.00015 | mg/L | | 01/26/26 16:13 | 01/27/26 22:16 | 1 |
| Cadmium | <0.00024 | | 0.00070 | 0.00024 | mg/L | | 01/26/26 16:13 | 01/27/26 22:16 | 1 |
| Chromium | <0.0037 | | 0.0050 | 0.0037 | mg/L | | 01/26/26 16:13 | 01/27/26 22:16 | 1 |
| Cobalt | <0.00041 | | 0.0050 | 0.00041 | mg/L | | 01/26/26 16:13 | 01/27/26 22:16 | 1 |
| Copper | <0.00064 | | 0.0020 | 0.00064 | mg/L | | 01/26/26 16:13 | 01/27/26 22:16 | 1 |
| Lead | <0.00086 | | 0.0010 | 0.00086 | mg/L | | 01/26/26 16:13 | 01/27/26 22:16 | 1 |
| Nickel | <0.00042 | | 0.0050 | 0.00042 | mg/L | | 01/26/26 16:13 | 01/27/26 22:16 | 1 |
| Selenium | <0.0023 | | 0.0050 | 0.0023 | mg/L | | 01/26/26 16:13 | 01/27/26 22:16 | 1 |
| Silver | <0.00017 | | 0.0010 | 0.00017 | mg/L | | 01/26/26 16:13 | 01/27/26 22:16 | 1 |
| Thallium | <0.00019 | | 0.0010 | 0.00019 | mg/L | | 01/26/26 16:13 | 01/27/26 22:16 | 1 |
| Vanadium | <0.0012 | | 0.0050 | 0.0012 | mg/L | | 01/26/26 16:13 | 01/27/26 22:16 | 1 |
| Zinc | <0.0089 | | 0.010 | 0.0089 | mg/L | | 01/26/26 16:13 | 01/27/26 22:16 | 1 |

**Lab Sample ID: LCS 705-110121/2-A**
**Matrix: Water**
**Analysis Batch: 110530**

**Client Sample ID: Lab Control Sample**
**Prep Type: Total Recoverable**
**Prep Batch: 110121**

| Analyte | Spike Added | LCS Result | LCS Qualifier | Unit | D | %Rec | %Rec Limits |
|---|---|---|---|---|---|---|---|
| Antimony | 0.100 | 0.0908 | | mg/L | | 91 | 80 - 120 |
| Arsenic | 0.100 | 0.0973 | | mg/L | | 97 | 80 - 120 |
| Barium | 0.100 | 0.0955 | | mg/L | | 96 | 80 - 120 |
| Beryllium | 0.100 | 0.0961 | | mg/L | | 96 | 80 - 120 |
| Cadmium | 0.100 | 0.0950 | | mg/L | | 95 | 80 - 120 |
| Chromium | 0.100 | 0.101 | | mg/L | | 101 | 80 - 120 |
| Cobalt | 0.100 | 0.100 | | mg/L | | 100 | 80 - 120 |
| Copper | 0.100 | 0.102 | | mg/L | | 102 | 80 - 120 |
| Lead | 0.100 | 0.0990 | | mg/L | | 99 | 80 - 120 |
| Nickel | 0.100 | 0.0994 | | mg/L | | 99 | 80 - 120 |
| Selenium | 0.100 | 0.0994 | | mg/L | | 99 | 80 - 120 |
| Silver | 0.0100 | 0.0104 | | mg/L | | 104 | 80 - 120 |
| Thallium | 0.100 | 0.0963 | | mg/L | | 96 | 80 - 120 |
| Vanadium | 0.100 | 0.0996 | | mg/L | | 100 | 80 - 120 |

## Method: 6020B - Metals (ICP/MS) (Continued)

**Lab Sample ID: LCS 705-110121/2-A**
**Matrix: Water**
**Analysis Batch: 110530**

**Client Sample ID: Lab Control Sample**
**Prep Type: Total Recoverable**
**Prep Batch: 110121**

| Analyte | Spike Added | LCS Result | LCS Qualifier | Unit | D | %Rec | %Rec Limits |
|---|---|---|---|---|---|---|---|
| Zinc | 0.100 | 0.0992 | | mg/L | | 99 | 80 - 120 |

**Lab Sample ID: 705-55774-A-25-B MS**
**Matrix: Water**
**Analysis Batch: 110530**

**Client Sample ID: Matrix Spike**
**Prep Type: Total Recoverable**
**Prep Batch: 110121**

| Analyte | Sample Result | Sample Qualifier | Spike Added | MS Result | MS Qualifier | Unit | D | %Rec | %Rec Limits |
|---|---|---|---|---|---|---|---|---|---|
| Antimony | <0.0025 | | 0.100 | 0.0888 | | mg/L | | 89 | 75 - 125 |
| Arsenic | <0.0013 | | 0.100 | 0.0954 | | mg/L | | 95 | 75 - 125 |
| Barium | 0.026 | | 0.100 | 0.124 | | mg/L | | 98 | 75 - 125 |
| Beryllium | <0.00015 | | 0.100 | 0.0958 | | mg/L | | 96 | 75 - 125 |
| Cadmium | <0.00024 | | 0.100 | 0.0957 | | mg/L | | 96 | 75 - 125 |
| Chromium | <0.0037 | | 0.100 | 0.101 | | mg/L | | 101 | 75 - 125 |
| Cobalt | 0.00052 | J | 0.100 | 0.102 | | mg/L | | 101 | 75 - 125 |
| Copper | <0.00064 | | 0.100 | 0.103 | | mg/L | | 103 | 75 - 125 |
| Lead | <0.00086 | | 0.100 | 0.0995 | | mg/L | | 100 | 75 - 125 |
| Nickel | 0.00075 | J | 0.100 | 0.102 | | mg/L | | 101 | 75 - 125 |
| Selenium | <0.0023 | | 0.100 | 0.0999 | | mg/L | | 100 | 75 - 125 |
| Silver | <0.00017 | | 0.0100 | 0.0100 | | mg/L | | 100 | 75 - 125 |
| Thallium | <0.00019 | | 0.100 | 0.0968 | | mg/L | | 97 | 75 - 125 |
| Vanadium | <0.0012 | | 0.100 | 0.0982 | | mg/L | | 98 | 75 - 125 |
| Zinc | <0.0089 | | 0.100 | 0.101 | | mg/L | | 101 | 75 - 125 |

**Lab Sample ID: 705-55774-A-25-C MSD**
**Matrix: Water**
**Analysis Batch: 110530**

**Client Sample ID: Matrix Spike Duplicate**
**Prep Type: Total Recoverable**
**Prep Batch: 110121**

| Analyte | Sample Result | Sample Qualifier | Spike Added | MSD Result | MSD Qualifier | Unit | D | %Rec | %Rec Limits | RPD | RPD Limit |
|---|---|---|---|---|---|---|---|---|---|---|---|
| Antimony | <0.0025 | | 0.100 | 0.0997 | | mg/L | | 100 | 75 - 125 | 12 | 20 |
| Arsenic | <0.0013 | | 0.100 | 0.107 | | mg/L | | 107 | 75 - 125 | 11 | 20 |
| Barium | 0.026 | | 0.100 | 0.136 | | mg/L | | 111 | 75 - 125 | 9 | 20 |
| Beryllium | <0.00015 | | 0.100 | 0.0957 | | mg/L | | 96 | 75 - 125 | 0 | 20 |
| Cadmium | <0.00024 | | 0.100 | 0.0930 | | mg/L | | 93 | 75 - 125 | 3 | 20 |
| Chromium | <0.0037 | | 0.100 | 0.113 | | mg/L | | 113 | 75 - 125 | 11 | 20 |
| Cobalt | 0.00052 | J | 0.100 | 0.115 | | mg/L | | 114 | 75 - 125 | 12 | 20 |
| Copper | <0.00064 | | 0.100 | 0.118 | | mg/L | | 118 | 75 - 125 | 14 | 20 |
| Lead | <0.00086 | | 0.100 | 0.110 | | mg/L | | 110 | 75 - 125 | 10 | 20 |
| Nickel | 0.00075 | J | 0.100 | 0.116 | | mg/L | | 115 | 75 - 125 | 13 | 20 |
| Selenium | <0.0023 | | 0.100 | 0.111 | | mg/L | | 111 | 75 - 125 | 10 | 20 |
| Silver | <0.00017 | | 0.0100 | 0.0118 | | mg/L | | 118 | 75 - 125 | 16 | 20 |
| Thallium | <0.00019 | | 0.100 | 0.108 | | mg/L | | 108 | 75 - 125 | 11 | 20 |
| Vanadium | <0.0012 | | 0.100 | 0.111 | | mg/L | | 111 | 75 - 125 | 13 | 20 |
| Zinc | <0.0089 | | 0.100 | 0.119 | | mg/L | | 119 | 75 - 125 | 17 | 20 |

## Method: 6020B - Metals (ICP/MS) (Continued)

**Lab Sample ID: MB 705-110330/1-A**
**Matrix: Water**
**Analysis Batch: 110830**

**Client Sample ID: Method Blank**
**Prep Type: Dissolved**

| Analyte | MB Result | MB Qualifier | RL | MDL | Unit | D | Prepared | Analyzed | Dil Fac |
|---|---|---|---|---|---|---|---|---|---|
| Antimony, Dissolved | <0.0025 | | 0.0050 | 0.0025 | mg/L | | | 01/29/26 03:46 | 1 |
| Arsenic, Dissolved | <0.0013 | | 0.0050 | 0.0013 | mg/L | | | 01/29/26 03:46 | 1 |
| Barium, Dissolved | <0.00041 | | 0.010 | 0.00041 | mg/L | | | 01/29/26 03:46 | 1 |
| Beryllium, Dissolved | <0.00015 | | 0.0010 | 0.00015 | mg/L | | | 01/29/26 03:46 | 1 |
| Cadmium, Dissolved | <0.00024 | | 0.00070 | 0.00024 | mg/L | | | 01/29/26 03:46 | 1 |
| Chromium, Dissolved | <0.0037 | | 0.0050 | 0.0037 | mg/L | | | 01/29/26 03:46 | 1 |
| Cobalt, Dissolved | <0.00041 | | 0.0050 | 0.00041 | mg/L | | | 01/29/26 03:46 | 1 |
| Copper, Dissolved | <0.00064 | | 0.0020 | 0.00064 | mg/L | | | 01/29/26 03:46 | 1 |
| Lead, Dissolved | <0.00086 | | 0.0010 | 0.00086 | mg/L | | | 01/29/26 03:46 | 1 |
| Nickel, Dissolved | <0.00042 | | 0.0050 | 0.00042 | mg/L | | | 01/29/26 03:46 | 1 |
| Selenium, Dissolved | <0.0023 | | 0.0050 | 0.0023 | mg/L | | | 01/29/26 03:46 | 1 |
| Silver, Dissolved | <0.00017 | | 0.0010 | 0.00017 | mg/L | | | 01/29/26 03:46 | 1 |
| Thallium, Dissolved | <0.00019 | | 0.0010 | 0.00019 | mg/L | | | 01/29/26 03:46 | 1 |
| Vanadium, Dissolved | <0.0012 | | 0.0050 | 0.0012 | mg/L | | | 01/29/26 03:46 | 1 |
| Zinc, Dissolved | <0.0089 | | 0.010 | 0.0089 | mg/L | | | 01/29/26 03:46 | 1 |

**Lab Sample ID: LCS 705-110330/2-A**
**Matrix: Water**
**Analysis Batch: 110830**

**Client Sample ID: Lab Control Sample**
**Prep Type: Dissolved**

| Analyte | Spike Added | LCS Result | LCS Qualifier | Unit | D | %Rec | %Rec Limits |
|---|---|---|---|---|---|---|---|
| Antimony, Dissolved | 0.100 | 0.0944 | | mg/L | | 94 | 80 - 120 |
| Arsenic, Dissolved | 0.100 | 0.106 | | mg/L | | 106 | 80 - 120 |
| Barium, Dissolved | 0.100 | 0.0940 | | mg/L | | 94 | 80 - 120 |
| Beryllium, Dissolved | 0.100 | 0.0884 | | mg/L | | 88 | 80 - 120 |
| Cadmium, Dissolved | 0.100 | 0.0956 | | mg/L | | 96 | 80 - 120 |
| Chromium, Dissolved | 0.100 | 0.0994 | | mg/L | | 99 | 80 - 120 |
| Cobalt, Dissolved | 0.100 | 0.101 | | mg/L | | 101 | 80 - 120 |
| Copper, Dissolved | 0.100 | 0.103 | | mg/L | | 103 | 80 - 120 |
| Lead, Dissolved | 0.100 | 0.0945 | | mg/L | | 94 | 80 - 120 |
| Nickel, Dissolved | 0.100 | 0.0955 | | mg/L | | 96 | 80 - 120 |
| Selenium, Dissolved | 0.100 | 0.101 | | mg/L | | 101 | 80 - 120 |
| Silver, Dissolved | 0.0100 | 0.00960 | | mg/L | | 96 | 80 - 120 |
| Thallium, Dissolved | 0.100 | 0.0939 | | mg/L | | 94 | 80 - 120 |
| Vanadium, Dissolved | 0.100 | 0.0981 | | mg/L | | 98 | 80 - 120 |
| Zinc, Dissolved | 0.100 | 0.0953 | | mg/L | | 95 | 80 - 120 |

**Lab Sample ID: 705-55747-3 MS**
**Matrix: Water**
**Analysis Batch: 110830**

**Client Sample ID: WAN-SWC-3**
**Prep Type: Dissolved**

| Analyte | Sample Result | Sample Qualifier | Spike Added | MS Result | MS Qualifier | Unit | D | %Rec | %Rec Limits |
|---|---|---|---|---|---|---|---|---|---|
| Antimony, Dissolved | <0.0025 | | 0.100 | 0.0906 | | mg/L | | 91 | 75 - 125 |
| Arsenic, Dissolved | <0.0013 | | 0.100 | 0.105 | | mg/L | | 105 | 75 - 125 |
| Barium, Dissolved | 0.11 | F1 | 0.100 | 0.187 | F1 | mg/L | | 74 | 75 - 125 |
| Beryllium, Dissolved | 0.00021 | J | 0.100 | 0.0850 | | mg/L | | 85 | 75 - 125 |
| Cadmium, Dissolved | 0.00040 | J | 0.100 | 0.0900 | | mg/L | | 90 | 75 - 125 |
| Chromium, Dissolved | <0.0037 | | 0.100 | 0.0971 | | mg/L | | 97 | 75 - 125 |
| Cobalt, Dissolved | 0.39 | F1 | 0.100 | 0.433 | F1 | mg/L | | 39 | 75 - 125 |

## Method: 6020B - Metals (ICP/MS) (Continued)

**Lab Sample ID: 705-55747-3 MS**
**Matrix: Water**
**Analysis Batch: 110830**

**Client Sample ID: WAN-SWC-3**
**Prep Type: Dissolved**

| Analyte | Sample Result | Sample Qualifier | Spike Added | MS Result | MS Qualifier | Unit | D | %Rec | %Rec Limits |
|---|---|---|---|---|---|---|---|---|---|
| Copper, Dissolved | <0.00064 | | 0.100 | 0.0975 | | mg/L | | 98 | 75 - 125 |
| Lead, Dissolved | <0.00086 | | 0.100 | 0.0925 | | mg/L | | 92 | 75 - 125 |
| Nickel, Dissolved | 0.017 | | 0.100 | 0.106 | | mg/L | | 89 | 75 - 125 |
| Selenium, Dissolved | 0.0040 | J | 0.100 | 0.0939 | | mg/L | | 90 | 75 - 125 |
| Silver, Dissolved | <0.00017 | F1 | 0.0100 | 0.00498 | F1 | mg/L | | 50 | 75 - 125 |
| Thallium, Dissolved | <0.00019 | | 0.100 | 0.0925 | | mg/L | | 92 | 75 - 125 |
| Vanadium, Dissolved | <0.0012 | | 0.100 | 0.0970 | | mg/L | | 97 | 75 - 125 |
| Zinc, Dissolved | <0.0089 | | 0.100 | 0.0951 | | mg/L | | 95 | 75 - 125 |

**Lab Sample ID: 705-55747-3 MSD**
**Matrix: Water**
**Analysis Batch: 110830**

**Client Sample ID: WAN-SWC-3**
**Prep Type: Dissolved**

| Analyte | Sample Result | Sample Qualifier | Spike Added | MSD Result | MSD Qualifier | Unit | D | %Rec | %Rec Limits | RPD | RPD Limit |
|---|---|---|---|---|---|---|---|---|---|---|---|
| Antimony, Dissolved | <0.0025 | | 0.100 | 0.0906 | | mg/L | | 91 | 75 - 125 | 0 | 20 |
| Arsenic, Dissolved | <0.0013 | | 0.100 | 0.105 | | mg/L | | 105 | 75 - 125 | 1 | 20 |
| Barium, Dissolved | 0.11 | F1 | 0.100 | 0.187 | F1 | mg/L | | 74 | 75 - 125 | 0 | 20 |
| Beryllium, Dissolved | 0.00021 | J | 0.100 | 0.0890 | | mg/L | | 89 | 75 - 125 | 5 | 20 |
| Cadmium, Dissolved | 0.00040 | J | 0.100 | 0.0917 | | mg/L | | 91 | 75 - 125 | 2 | 20 |
| Chromium, Dissolved | <0.0037 | | 0.100 | 0.0961 | | mg/L | | 96 | 75 - 125 | 1 | 20 |
| Cobalt, Dissolved | 0.39 | F1 | 0.100 | 0.424 | F1 | mg/L | | 30 | 75 - 125 | 2 | 20 |
| Copper, Dissolved | <0.00064 | | 0.100 | 0.0957 | | mg/L | | 96 | 75 - 125 | 2 | 20 |
| Lead, Dissolved | <0.00086 | | 0.100 | 0.0946 | | mg/L | | 95 | 75 - 125 | 2 | 20 |
| Nickel, Dissolved | 0.017 | | 0.100 | 0.110 | | mg/L | | 93 | 75 - 125 | 3 | 20 |
| Selenium, Dissolved | 0.0040 | J | 0.100 | 0.0939 | | mg/L | | 90 | 75 - 125 | 0 | 20 |
| Silver, Dissolved | <0.00017 | F1 | 0.0100 | 0.00545 | F1 | mg/L | | 54 | 75 - 125 | 9 | 20 |
| Thallium, Dissolved | <0.00019 | | 0.100 | 0.0953 | | mg/L | | 95 | 75 - 125 | 3 | 20 |
| Vanadium, Dissolved | <0.0012 | | 0.100 | 0.0954 | | mg/L | | 95 | 75 - 125 | 2 | 20 |
| Zinc, Dissolved | <0.0089 | | 0.100 | 0.0989 | | mg/L | | 99 | 75 - 125 | 4 | 20 |

## Method: 7470A - Mercury (CVAA)

**Lab Sample ID: MB 705-111483/1-A**
**Matrix: Water**
**Analysis Batch: 111731**

**Client Sample ID: Method Blank**
**Prep Type: Total/NA**
**Prep Batch: 111483**

| Analyte | MB Result | MB Qualifier | RL | MDL | Unit | D | Prepared | Analyzed | Dil Fac |
|---|---|---|---|---|---|---|---|---|---|
| Mercury | <0.00017 | | 0.00020 | 0.00017 | mg/L | | 02/03/26 08:55 | 02/03/26 12:08 | 1 |

**Lab Sample ID: LCS 705-111483/2-A**
**Matrix: Water**
**Analysis Batch: 111731**

**Client Sample ID: Lab Control Sample**
**Prep Type: Total/NA**
**Prep Batch: 111483**

| Analyte | Spike Added | LCS Result | LCS Qualifier | Unit | D | %Rec | %Rec Limits |
|---|---|---|---|---|---|---|---|
| Mercury | 0.00400 | 0.00453 | | mg/L | | 113 | 80 - 120 |

## Method: 7470A - Mercury (CVAA) (Continued)

**Lab Sample ID: 705-55747-1 MS** — **Client Sample ID: WAN-SWA-1**
**Matrix: Water** — **Prep Type: Total/NA**
**Analysis Batch: 111731** — **Prep Batch: 111483**

| Analyte | Sample Result | Sample Qualifier | Spike Added | MS Result | MS Qualifier | Unit | D | %Rec | %Rec Limits |
|---|---|---|---|---|---|---|---|---|---|
| Mercury | <0.00017 | | 0.00400 | 0.00454 | | mg/L | | 113 | 75 - 125 |

**Lab Sample ID: 705-55747-1 MSD** — **Client Sample ID: WAN-SWA-1**
**Matrix: Water** — **Prep Type: Total/NA**
**Analysis Batch: 111731** — **Prep Batch: 111483**

| Analyte | Sample Result | Sample Qualifier | Spike Added | MSD Result | MSD Qualifier | Unit | D | %Rec | %Rec Limits | RPD | RPD Limit |
|---|---|---|---|---|---|---|---|---|---|---|---|
| Mercury | <0.00017 | | 0.00400 | 0.00457 | | mg/L | | 114 | 75 - 125 | 1 | 20 |

**Lab Sample ID: MB 705-111873/1-A** — **Client Sample ID: Method Blank**
**Matrix: Water** — **Prep Type: Total/NA**
**Analysis Batch: 112106** — **Prep Batch: 111873**

| Analyte | MB Result | MB Qualifier | RL | MDL | Unit | D | Prepared | Analyzed | Dil Fac |
|---|---|---|---|---|---|---|---|---|---|
| Mercury, Dissolved | <0.00017 | | 0.00020 | 0.00017 | mg/L | | 02/04/26 11:09 | 02/04/26 18:27 | 1 |

**Lab Sample ID: LCS 705-111873/2-A** — **Client Sample ID: Lab Control Sample**
**Matrix: Water** — **Prep Type: Total/NA**
**Analysis Batch: 112106** — **Prep Batch: 111873**

| Analyte | Spike Added | LCS Result | LCS Qualifier | Unit | D | %Rec | %Rec Limits |
|---|---|---|---|---|---|---|---|
| Mercury, Dissolved | 0.00400 | 0.00420 | | mg/L | | 105 | 80 - 120 |

**Lab Sample ID: 705-56288-D-2-D MS** — **Client Sample ID: Matrix Spike**
**Matrix: Water** — **Prep Type: Dissolved**
**Analysis Batch: 112106** — **Prep Batch: 111873**

| Analyte | Sample Result | Sample Qualifier | Spike Added | MS Result | MS Qualifier | Unit | D | %Rec | %Rec Limits |
|---|---|---|---|---|---|---|---|---|---|
| Mercury, Dissolved | <0.00017 | | 0.00400 | 0.00393 | | mg/L | | 98 | 75 - 125 |

**Lab Sample ID: 705-56288-D-2-E MSD** — **Client Sample ID: Matrix Spike Duplicate**
**Matrix: Water** — **Prep Type: Dissolved**
**Analysis Batch: 112106** — **Prep Batch: 111873**

| Analyte | Sample Result | Sample Qualifier | Spike Added | MSD Result | MSD Qualifier | Unit | D | %Rec | %Rec Limits | RPD | RPD Limit |
|---|---|---|---|---|---|---|---|---|---|---|---|
| Mercury, Dissolved | <0.00017 | | 0.00400 | 0.00420 | | mg/L | | 105 | 75 - 125 | 7 | 20 |

## Method: 2540C - 2015 - Total Dissolved Solids (Dried at 180 °C)

**Lab Sample ID: MB 705-110623/1** — **Client Sample ID: Method Blank**
**Matrix: Water** — **Prep Type: Total/NA**
**Analysis Batch: 110623**

| Analyte | MB Result | MB Qualifier | RL | MDL | Unit | D | Prepared | Analyzed | Dil Fac |
|---|---|---|---|---|---|---|---|---|---|
| Total Dissolved Solids | <10 | | 10 | 10 | mg/L | | | 01/28/26 16:45 | 1 |

## Method: 2540C - 2015 - Total Dissolved Solids (Dried at 180 °C) (Continued)

**Lab Sample ID: LCS 705-110623/2**
**Matrix: Water**
**Analysis Batch: 110623**

**Client Sample ID: Lab Control Sample**
**Prep Type: Total/NA**

| Analyte | | | Spike Added | LCS Result | LCS Qualifier | Unit | D | %Rec | %Rec Limits | | |
|---|---|---|---|---|---|---|---|---|---|---|---|
| Total Dissolved Solids | | | 996 | 1150 | | mg/L | | 115 | 80 - 120 | | |

**Lab Sample ID: 705-55755-F-8 DU**
**Matrix: Water**
**Analysis Batch: 110623**

**Client Sample ID: Duplicate**
**Prep Type: Total/NA**

| Analyte | Sample Result | Sample Qualifier | | DU Result | DU Qualifier | Unit | D | | | RPD | RPD Limit |
|---|---|---|---|---|---|---|---|---|---|---|---|
| Total Dissolved Solids | 430 | | | 421 | | mg/L | | | | 2 | 10 |

# Lab Chronicle

Client: Southern Company
Project/Site: Plant Wansley Landfill - Surface Waters

Job ID: 705-55747-1

## Client Sample ID: WAN-SWA-1

**Lab Sample ID: 705-55747-1**
**Date Collected: 01/22/26 14:58**
**Matrix: Water**
**Date Received: 01/23/26 09:47**

| Prep Type | Batch Type | Batch Method | Run | Dilution Factor | Batch Number | Analyst | Lab | Prepared or Analyzed |
|---|---|---|---|---|---|---|---|---|
| Total/NA | Analysis | 300.0 | | 1 | 110293 | MS | EET ATL | 01/28/26 02:01 |
| Total/NA | Prep | 3010A | | | 110483 | SA | EET ATL | 01/28/26 11:20 |
| Total/NA | Analysis | 6010D | | 1 | 111017 | DS | EET ATL | 01/29/26 20:15 |
| Total Recoverable | Prep | 3005A | | | 110012 | SA | EET ATL | 01/26/26 11:54 |
| Total Recoverable | Analysis | 6020B | | 1 | 110576 | TT | EET ATL | 01/28/26 03:23 |
| Total/NA | Prep | 7470A | | | 111483 | KB | EET ATL | 02/03/26 08:55 |
| Total/NA | Analysis | 7470A | | 1 | 111731 | GR | EET ATL | 02/03/26 12:15 |
| Total/NA | Analysis | 2540C - 2015 | | 1 | 110623 | NN | EET ATL | 01/28/26 16:45 |

## Client Sample ID: WAN-SWA-6

**Lab Sample ID: 705-55747-2**
**Date Collected: 01/22/26 15:42**
**Matrix: Water**
**Date Received: 01/23/26 09:47**

| Prep Type | Batch Type | Batch Method | Run | Dilution Factor | Batch Number | Analyst | Lab | Prepared or Analyzed |
|---|---|---|---|---|---|---|---|---|
| Total/NA | Analysis | 300.0 | | 1 | 109698 | MS | EET ATL | 01/24/26 06:21 |
| Total/NA | Prep | 3010A | | | 110483 | SA | EET ATL | 01/28/26 11:20 |
| Total/NA | Analysis | 6010D | | 1 | 111017 | DS | EET ATL | 01/29/26 20:21 |
| Total Recoverable | Prep | 3005A | | | 110012 | SA | EET ATL | 01/26/26 11:54 |
| Total Recoverable | Analysis | 6020B | | 1 | 110576 | TT | EET ATL | 01/28/26 03:26 |
| Total/NA | Prep | 7470A | | | 111483 | KB | EET ATL | 02/03/26 08:55 |
| Total/NA | Analysis | 7470A | | 1 | 111731 | GR | EET ATL | 02/03/26 12:25 |
| Total/NA | Analysis | 2540C - 2015 | | 1 | 110623 | NN | EET ATL | 01/28/26 16:45 |

## Client Sample ID: WAN-SWC-3

**Lab Sample ID: 705-55747-3**
**Date Collected: 01/22/26 14:11**
**Matrix: Water**
**Date Received: 01/23/26 09:47**

| Prep Type | Batch Type | Batch Method | Run | Dilution Factor | Batch Number | Analyst | Lab | Prepared or Analyzed |
|---|---|---|---|---|---|---|---|---|
| Total/NA | Analysis | 300.0 | | 5 | 110490 | MS | EET ATL | 01/28/26 14:47 |
| Dissolved | Filtration | Filtration | | | 110106 | TR | EET ATL | 01/26/26 15:35 |
| Dissolved | Analysis | 6010D | | 1 | 110423 | DS | EET ATL | 01/27/26 12:22 |
| Total/NA | Prep | 3010A | | | 110483 | SA | EET ATL | 01/28/26 11:20 |
| Total/NA | Analysis | 6010D | | 1 | 111017 | DS | EET ATL | 01/29/26 20:24 |
| Dissolved | Filtration | Filtration | | | 110330 | BR | EET ATL | 01/27/26 15:05 |
| Dissolved | Analysis | 6020B | | 1 | 110830 | TT | EET ATL | 01/29/26 03:52 |
| Dissolved | Filtration | Filtration | | | 110330 | BR | EET ATL | 01/27/26 15:05 |
| Dissolved | Analysis | 6020B | | 1 | 110977 | TT | EET ATL | 01/29/26 18:01 |
| Total Recoverable | Prep | 3005A | | | 110121 | SA | EET ATL | 01/26/26 16:13 |
| Total Recoverable | Analysis | 6020B | | 1 | 110530 | TT | EET ATL | 01/27/26 23:53 |
| Dissolved | Filtration | Filtration | | | 110106 | TR | EET ATL | 01/26/26 15:35 |
| Dissolved | Prep | 7470A | | | 111873 | GR | EET ATL | 02/04/26 11:09 |
| Dissolved | Analysis | 7470A | | 1 | 112106 | GR | EET ATL | 02/04/26 18:58 |
| Total/NA | Prep | 7470A | | | 111483 | KB | EET ATL | 02/03/26 08:55 |
| Total/NA | Analysis | 7470A | | 1 | 111731 | GR | EET ATL | 02/03/26 12:28 |

# Lab Chronicle

Client: Southern Company
Project/Site: Plant Wansley Landfill - Surface Waters

Job ID: 705-55747-1

## Client Sample ID: WAN-SWC-3

**Lab Sample ID: 705-55747-3**
**Date Collected: 01/22/26 14:11**
**Matrix: Water**
**Date Received: 01/23/26 09:47**

| Prep Type | Batch Type | Batch Method | Run | Dilution Factor | Batch Number | Analyst | Lab | Prepared or Analyzed |
|---|---|---|---|---|---|---|---|---|
| Total/NA | Analysis | 2540C - 2015 | | 1 | 110623 | NN | EET ATL | 01/28/26 16:45 |

## Client Sample ID: WAN-SWC-5

**Lab Sample ID: 705-55747-4**
**Date Collected: 01/22/26 14:35**
**Matrix: Water**
**Date Received: 01/23/26 09:47**

| Prep Type | Batch Type | Batch Method | Run | Dilution Factor | Batch Number | Analyst | Lab | Prepared or Analyzed |
|---|---|---|---|---|---|---|---|---|
| Total/NA | Analysis | 300.0 | | 1 | 109698 | MS | EET ATL | 01/24/26 06:44 |
| Total/NA | Prep | 3010A | | | 110483 | SA | EET ATL | 01/28/26 11:20 |
| Total/NA | Analysis | 6010D | | 1 | 111017 | DS | EET ATL | 01/29/26 20:27 |
| Total Recoverable | Prep | 3005A | | | 110121 | SA | EET ATL | 01/26/26 16:13 |
| Total Recoverable | Analysis | 6020B | | 1 | 110530 | TT | EET ATL | 01/27/26 23:56 |
| Total/NA | Prep | 7470A | | | 111483 | KB | EET ATL | 02/03/26 08:55 |
| Total/NA | Analysis | 7470A | | 1 | 111731 | GR | EET ATL | 02/03/26 12:32 |
| Total/NA | Analysis | 2540C - 2015 | | 1 | 110623 | NN | EET ATL | 01/28/26 16:45 |

## Client Sample ID: WAN-SWC-7

**Lab Sample ID: 705-55747-5**
**Date Collected: 01/22/26 15:06**
**Matrix: Water**
**Date Received: 01/23/26 09:47**

| Prep Type | Batch Type | Batch Method | Run | Dilution Factor | Batch Number | Analyst | Lab | Prepared or Analyzed |
|---|---|---|---|---|---|---|---|---|
| Total/NA | Analysis | 300.0 | | 1 | 109698 | MS | EET ATL | 01/24/26 06:55 |
| Total/NA | Prep | 3010A | | | 110483 | SA | EET ATL | 01/28/26 11:20 |
| Total/NA | Analysis | 6010D | | 1 | 111017 | DS | EET ATL | 01/29/26 20:30 |
| Total Recoverable | Prep | 3005A | | | 110121 | SA | EET ATL | 01/26/26 16:13 |
| Total Recoverable | Analysis | 6020B | | 1 | 110530 | TT | EET ATL | 01/27/26 23:58 |
| Total/NA | Prep | 7470A | | | 111483 | KB | EET ATL | 02/03/26 08:55 |
| Total/NA | Analysis | 7470A | | 1 | 111731 | GR | EET ATL | 02/03/26 12:35 |
| Total/NA | Analysis | 2540C - 2015 | | 1 | 110623 | NN | EET ATL | 01/28/26 16:45 |

**Laboratory References:**
EET ATL = Eurofins Atlanta, 3080 Presidential Dr, Atlanta, GA 30340, TEL (770)457-8177

# QC Association Summary

Client: Southern Company
Project/Site: Plant Wansley Landfill - Surface Waters

Job ID: 705-55747-1

## HPLC/IC

### Analysis Batch: 109698

| Lab Sample ID | Client Sample ID | Prep Type | Matrix | Method | Prep Batch |
|---|---|---|---|---|---|
| 705-55747-2 | WAN-SWA-6 | Total/NA | Water | 300.0 | |
| 705-55747-4 | WAN-SWC-5 | Total/NA | Water | 300.0 | |
| 705-55747-5 | WAN-SWC-7 | Total/NA | Water | 300.0 | |
| MB 705-109698/159 | Method Blank | Total/NA | Water | 300.0 | |
| LCS 705-109698/160 | Lab Control Sample | Total/NA | Water | 300.0 | |
| 705-55666-B-12 MS | Matrix Spike | Total/NA | Water | 300.0 | |
| 705-55666-B-12 MSD | Matrix Spike Duplicate | Total/NA | Water | 300.0 | |

### Analysis Batch: 110293

| Lab Sample ID | Client Sample ID | Prep Type | Matrix | Method | Prep Batch |
|---|---|---|---|---|---|
| 705-55747-1 | WAN-SWA-1 | Total/NA | Water | 300.0 | |
| MB 705-110293/3 | Method Blank | Total/NA | Water | 300.0 | |
| MB 705-110293/65 | Method Blank | Total/NA | Water | 300.0 | |
| LCS 705-110293/4 | Lab Control Sample | Total/NA | Water | 300.0 | |
| LCS 705-110293/66 | Lab Control Sample | Total/NA | Water | 300.0 | |
| 705-55764-E-11 MS | Matrix Spike | Total/NA | Water | 300.0 | |
| 705-55764-E-11 MSD | Matrix Spike Duplicate | Total/NA | Water | 300.0 | |

### Analysis Batch: 110490

| Lab Sample ID | Client Sample ID | Prep Type | Matrix | Method | Prep Batch |
|---|---|---|---|---|---|
| 705-55747-3 | WAN-SWC-3 | Total/NA | Water | 300.0 | |
| MB 705-110490/3 | Method Blank | Total/NA | Water | 300.0 | |
| LCS 705-110490/4 | Lab Control Sample | Total/NA | Water | 300.0 | |
| 705-55873-C-2 MS | Matrix Spike | Total/NA | Water | 300.0 | |
| 705-55873-C-2 MSD | Matrix Spike Duplicate | Total/NA | Water | 300.0 | |

## Metals

### Prep Batch: 110012

| Lab Sample ID | Client Sample ID | Prep Type | Matrix | Method | Prep Batch |
|---|---|---|---|---|---|
| 705-55747-1 | WAN-SWA-1 | Total Recoverable | Water | 3005A | |
| 705-55747-2 | WAN-SWA-6 | Total Recoverable | Water | 3005A | |
| MB 705-110012/1-A | Method Blank | Total Recoverable | Water | 3005A | |
| LCS 705-110012/2-A | Lab Control Sample | Total Recoverable | Water | 3005A | |
| 705-55752-G-5-B MS | Matrix Spike | Total Recoverable | Water | 3005A | |
| 705-55752-G-5-C MSD | Matrix Spike Duplicate | Total Recoverable | Water | 3005A | |

### Filtration Batch: 110106

| Lab Sample ID | Client Sample ID | Prep Type | Matrix | Method | Prep Batch |
|---|---|---|---|---|---|
| 705-55747-3 | WAN-SWC-3 | Dissolved | Water | Filtration | |
| 705-55747-3 | WAN-SWC-3 | Dissolved | Water | Filtration | |
| MB 705-110106/1-A | Method Blank | Dissolved | Water | Filtration | |
| LCS 705-110106/2-A | Lab Control Sample | Dissolved | Water | Filtration | |

### Prep Batch: 110121

| Lab Sample ID | Client Sample ID | Prep Type | Matrix | Method | Prep Batch |
|---|---|---|---|---|---|
| 705-55747-3 | WAN-SWC-3 | Total Recoverable | Water | 3005A | |
| 705-55747-4 | WAN-SWC-5 | Total Recoverable | Water | 3005A | |
| 705-55747-5 | WAN-SWC-7 | Total Recoverable | Water | 3005A | |
| MB 705-110121/1-A | Method Blank | Total Recoverable | Water | 3005A | |
| LCS 705-110121/2-A | Lab Control Sample | Total Recoverable | Water | 3005A | |

## Metals (Continued)

### Prep Batch: 110121 (Continued)

| Lab Sample ID | Client Sample ID | Prep Type | Matrix | Method | Prep Batch |
|---|---|---|---|---|---|
| 705-55774-A-25-B MS | Matrix Spike | Total Recoverable | Water | 3005A | |
| 705-55774-A-25-C MSD | Matrix Spike Duplicate | Total Recoverable | Water | 3005A | |

### Filtration Batch: 110330

| Lab Sample ID | Client Sample ID | Prep Type | Matrix | Method | Prep Batch |
|---|---|---|---|---|---|
| 705-55747-3 | WAN-SWC-3 | Dissolved | Water | Filtration | |
| MB 705-110330/1-A | Method Blank | Dissolved | Water | Filtration | |
| LCS 705-110330/2-A | Lab Control Sample | Dissolved | Water | Filtration | |
| 705-55747-3 MS | WAN-SWC-3 | Dissolved | Water | Filtration | |
| 705-55747-3 MSD | WAN-SWC-3 | Dissolved | Water | Filtration | |

### Analysis Batch: 110423

| Lab Sample ID | Client Sample ID | Prep Type | Matrix | Method | Prep Batch |
|---|---|---|---|---|---|
| 705-55747-3 | WAN-SWC-3 | Dissolved | Water | 6010D | 110106 |
| MB 705-110106/1-A | Method Blank | Dissolved | Water | 6010D | 110106 |
| LCS 705-110106/2-A | Lab Control Sample | Dissolved | Water | 6010D | 110106 |
| 705-55621-H-1 MS | Matrix Spike | Dissolved | Water | 6010D | |
| 705-55621-H-1 MSD | Matrix Spike Duplicate | Dissolved | Water | 6010D | |

### Prep Batch: 110483

| Lab Sample ID | Client Sample ID | Prep Type | Matrix | Method | Prep Batch |
|---|---|---|---|---|---|
| 705-55747-1 | WAN-SWA-1 | Total/NA | Water | 3010A | |
| 705-55747-2 | WAN-SWA-6 | Total/NA | Water | 3010A | |
| 705-55747-3 | WAN-SWC-3 | Total/NA | Water | 3010A | |
| 705-55747-4 | WAN-SWC-5 | Total/NA | Water | 3010A | |
| 705-55747-5 | WAN-SWC-7 | Total/NA | Water | 3010A | |
| MB 705-110483/1-A | Method Blank | Total/NA | Water | 3010A | |
| LCS 705-110483/2-A | Lab Control Sample | Total/NA | Water | 3010A | |
| 705-53021-B-9-B MS | Matrix Spike | Total/NA | Water | 3010A | |
| 705-53021-B-9-C MSD | Matrix Spike Duplicate | Total/NA | Water | 3010A | |

### Analysis Batch: 110530

| Lab Sample ID | Client Sample ID | Prep Type | Matrix | Method | Prep Batch |
|---|---|---|---|---|---|
| 705-55747-3 | WAN-SWC-3 | Total Recoverable | Water | 6020B | 110121 |
| 705-55747-4 | WAN-SWC-5 | Total Recoverable | Water | 6020B | 110121 |
| 705-55747-5 | WAN-SWC-7 | Total Recoverable | Water | 6020B | 110121 |
| MB 705-110121/1-A | Method Blank | Total Recoverable | Water | 6020B | 110121 |
| LCS 705-110121/2-A | Lab Control Sample | Total Recoverable | Water | 6020B | 110121 |
| 705-55774-A-25-B MS | Matrix Spike | Total Recoverable | Water | 6020B | 110121 |
| 705-55774-A-25-C MSD | Matrix Spike Duplicate | Total Recoverable | Water | 6020B | 110121 |

### Analysis Batch: 110576

| Lab Sample ID | Client Sample ID | Prep Type | Matrix | Method | Prep Batch |
|---|---|---|---|---|---|
| 705-55747-1 | WAN-SWA-1 | Total Recoverable | Water | 6020B | 110012 |
| 705-55747-2 | WAN-SWA-6 | Total Recoverable | Water | 6020B | 110012 |
| MB 705-110012/1-A | Method Blank | Total Recoverable | Water | 6020B | 110012 |
| LCS 705-110012/2-A | Lab Control Sample | Total Recoverable | Water | 6020B | 110012 |
| 705-55752-G-5-B MS | Matrix Spike | Total Recoverable | Water | 6020B | 110012 |
| 705-55752-G-5-C MSD | Matrix Spike Duplicate | Total Recoverable | Water | 6020B | 110012 |

# QC Association Summary

Client: Southern Company
Project/Site: Plant Wansley Landfill - Surface Waters

Job ID: 705-55747-1

## Metals

### Analysis Batch: 110830

| Lab Sample ID | Client Sample ID | Prep Type | Matrix | Method | Prep Batch |
|---|---|---|---|---|---|
| 705-55747-3 | WAN-SWC-3 | Dissolved | Water | 6020B | 110330 |
| MB 705-110330/1-A | Method Blank | Dissolved | Water | 6020B | 110330 |
| LCS 705-110330/2-A | Lab Control Sample | Dissolved | Water | 6020B | 110330 |
| 705-55747-3 MS | WAN-SWC-3 | Dissolved | Water | 6020B | 110330 |
| 705-55747-3 MSD | WAN-SWC-3 | Dissolved | Water | 6020B | 110330 |

### Analysis Batch: 110977

| Lab Sample ID | Client Sample ID | Prep Type | Matrix | Method | Prep Batch |
|---|---|---|---|---|---|
| 705-55747-3 | WAN-SWC-3 | Dissolved | Water | 6020B | 110330 |

### Analysis Batch: 111017

| Lab Sample ID | Client Sample ID | Prep Type | Matrix | Method | Prep Batch |
|---|---|---|---|---|---|
| 705-55747-1 | WAN-SWA-1 | Total/NA | Water | 6010D | 110483 |
| 705-55747-2 | WAN-SWA-6 | Total/NA | Water | 6010D | 110483 |
| 705-55747-3 | WAN-SWC-3 | Total/NA | Water | 6010D | 110483 |
| 705-55747-4 | WAN-SWC-5 | Total/NA | Water | 6010D | 110483 |
| 705-55747-5 | WAN-SWC-7 | Total/NA | Water | 6010D | 110483 |
| MB 705-110483/1-A | Method Blank | Total/NA | Water | 6010D | 110483 |
| LCS 705-110483/2-A | Lab Control Sample | Total/NA | Water | 6010D | 110483 |
| 705-53021-B-9-B MS | Matrix Spike | Total/NA | Water | 6010D | 110483 |
| 705-53021-B-9-C MSD | Matrix Spike Duplicate | Total/NA | Water | 6010D | 110483 |

### Prep Batch: 111483

| Lab Sample ID | Client Sample ID | Prep Type | Matrix | Method | Prep Batch |
|---|---|---|---|---|---|
| 705-55747-1 | WAN-SWA-1 | Total/NA | Water | 7470A | |
| 705-55747-2 | WAN-SWA-6 | Total/NA | Water | 7470A | |
| 705-55747-3 | WAN-SWC-3 | Total/NA | Water | 7470A | |
| 705-55747-4 | WAN-SWC-5 | Total/NA | Water | 7470A | |
| 705-55747-5 | WAN-SWC-7 | Total/NA | Water | 7470A | |
| MB 705-111483/1-A | Method Blank | Total/NA | Water | 7470A | |
| LCS 705-111483/2-A | Lab Control Sample | Total/NA | Water | 7470A | |
| 705-55747-1 MS | WAN-SWA-1 | Total/NA | Water | 7470A | |
| 705-55747-1 MSD | WAN-SWA-1 | Total/NA | Water | 7470A | |

### Filtration Batch: 111563

| Lab Sample ID | Client Sample ID | Prep Type | Matrix | Method | Prep Batch |
|---|---|---|---|---|---|
| 705-56288-D-2-D MS | Matrix Spike | Dissolved | Water | Filtration | |
| 705-56288-D-2-E MSD | Matrix Spike Duplicate | Dissolved | Water | Filtration | |

### Analysis Batch: 111731

| Lab Sample ID | Client Sample ID | Prep Type | Matrix | Method | Prep Batch |
|---|---|---|---|---|---|
| 705-55747-1 | WAN-SWA-1 | Total/NA | Water | 7470A | 111483 |
| 705-55747-2 | WAN-SWA-6 | Total/NA | Water | 7470A | 111483 |
| 705-55747-3 | WAN-SWC-3 | Total/NA | Water | 7470A | 111483 |
| 705-55747-4 | WAN-SWC-5 | Total/NA | Water | 7470A | 111483 |
| 705-55747-5 | WAN-SWC-7 | Total/NA | Water | 7470A | 111483 |
| MB 705-111483/1-A | Method Blank | Total/NA | Water | 7470A | 111483 |
| LCS 705-111483/2-A | Lab Control Sample | Total/NA | Water | 7470A | 111483 |
| 705-55747-1 MS | WAN-SWA-1 | Total/NA | Water | 7470A | 111483 |
| 705-55747-1 MSD | WAN-SWA-1 | Total/NA | Water | 7470A | 111483 |

# QC Association Summary

Client: Southern Company
Project/Site: Plant Wansley Landfill - Surface Waters

Job ID: 705-55747-1

## Metals

### Prep Batch: 111873

| Lab Sample ID | Client Sample ID | Prep Type | Matrix | Method | Prep Batch |
|---|---|---|---|---|---|
| 705-55747-3 | WAN-SWC-3 | Dissolved | Water | 7470A | 110106 |
| MB 705-111873/1-A | Method Blank | Total/NA | Water | 7470A | |
| LCS 705-111873/2-A | Lab Control Sample | Total/NA | Water | 7470A | |
| 705-56288-D-2-D MS | Matrix Spike | Dissolved | Water | 7470A | 111563 |
| 705-56288-D-2-E MSD | Matrix Spike Duplicate | Dissolved | Water | 7470A | 111563 |

### Analysis Batch: 112106

| Lab Sample ID | Client Sample ID | Prep Type | Matrix | Method | Prep Batch |
|---|---|---|---|---|---|
| 705-55747-3 | WAN-SWC-3 | Dissolved | Water | 7470A | 111873 |
| MB 705-111873/1-A | Method Blank | Total/NA | Water | 7470A | 111873 |
| LCS 705-111873/2-A | Lab Control Sample | Total/NA | Water | 7470A | 111873 |
| 705-56288-D-2-D MS | Matrix Spike | Dissolved | Water | 7470A | 111873 |
| 705-56288-D-2-E MSD | Matrix Spike Duplicate | Dissolved | Water | 7470A | 111873 |

## General Chemistry

### Analysis Batch: 110623

| Lab Sample ID | Client Sample ID | Prep Type | Matrix | Method | Prep Batch |
|---|---|---|---|---|---|
| 705-55747-1 | WAN-SWA-1 | Total/NA | Water | 2540C - 2015 | |
| 705-55747-2 | WAN-SWA-6 | Total/NA | Water | 2540C - 2015 | |
| 705-55747-3 | WAN-SWC-3 | Total/NA | Water | 2540C - 2015 | |
| 705-55747-4 | WAN-SWC-5 | Total/NA | Water | 2540C - 2015 | |
| 705-55747-5 | WAN-SWC-7 | Total/NA | Water | 2540C - 2015 | |
| MB 705-110623/1 | Method Blank | Total/NA | Water | 2540C - 2015 | |
| LCS 705-110623/2 | Lab Control Sample | Total/NA | Water | 2540C - 2015 | |
| 705-55755-F-8 DU | Duplicate | Total/NA | Water | 2540C - 2015 | |

# Accreditation/Certification Summary

Client: Southern Company
Project/Site: Plant Wansley Landfill - Surface Waters

Job ID: 705-55747-1

## Laboratory: Eurofins Atlanta

The accreditations/certifications listed below are applicable to this report.

| Authority | Program | Identification Number | Expiration Date |
|---|---|---|---|
| Florida | NELAP | E87582 | 06-30-26 |
| Georgia | State | E87582 | 06-30-26 |

eurofins | Environment Testing

# ANALYTICAL REPORT

## PREPARED FOR

Attn: Robert (Trey) Singleton
Southern Company
3535 Colonnade Parkway
Bin S 530 EC
Birmingham, Alabama 35243

Generated 3/10/2026 10:32:48 AM Revision 1

## JOB DESCRIPTION

Plant Wansley Landfill

## JOB NUMBER

705-57765-1

Eurofins Atlanta
3080 Presidential Dr
Atlanta GA 30340

See page two for job notes and contact information.





my EOL

# Eurofins Atlanta

## Job Notes

The test results in this report relate only to the samples as received by the laboratory and will meet all requirements of the methodology, with any exceptions noted. This report shall not be reproduced except in full, without the express written approval of the laboratory. All questions should be directed to the Eurofins Environment Testing Southeast, LLC Project Manager.

## Authorization

Generated
3/10/2026 10:32:48 AM
Revision 1

Authorized for release by
David Fuller, Project Manager
David.Fuller@et.eurofinsus.com
(770)344-8986

# Table of Contents

Cover Page . . . . . 1
Table of Contents . . . . . 3
Sample Summary . . . . . 4
Chain of Custody . . . . . 5
Receipt Checklists . . . . . 6
Definitions/Glossary . . . . . 7
Case Narrative . . . . . 8
Detection Summary . . . . . 9
Client Sample Results . . . . . 10
Method Summary . . . . . 11
QC Sample Results . . . . . 12
Lab Chronicle . . . . . 15
QC Association Summary . . . . . 16
Certification Summary . . . . . 17

# Sample Summary

Client: Southern Company
Project/Site: Plant Wansley Landfill

Job ID: 705-57765-1

| Lab Sample ID | Client Sample ID | Matrix | Collected | Received | Sample Origin |
|---|---|---|---|---|---|
| 705-57765-1 | WAN-GWC-31 | Water | 02/11/26 09:37 | 02/11/26 15:30 | Georgia (St) |

**Eurofins Atlanta**
3080 Presidential Dr
Atlanta, GA 30340
Phone (770) 457-8177

# Chain of Custody Record

eurofins | Environment Testing America

| | | | | |
|---|---|---|---|---|
| **Client Information** | Sampler: D. Johnson ACC | Lab PM: David Fuller / Phone: 770-344-8986 | Carrier Tracking No(s): | COC No: |
| Client Contact: SCS Contacts | Phone: 770-594-5998 | E-Mail: david.fuller@et.eurofinsus.com | | Page: 1 of 1 |
| Company: GA Power | | | | Job #: |
| Address: 241 Ralph McGill Blvd SE | Due Date Requested: | | | |
| City: Atlanta | TAT Requested (days): | | | |
| State, Zip: GA, 30308 | | | | |
| Phone: 404-506-7116(Tel) | Lab Project #: 70504535 | | | |
| Email: SCS Contacts / ACC Contacts | PO #: GPC82130-0008 / PO Line #1 & #2 | | | |
| Project Name: Plant Wansley Landfill | Project #: | | | |
| Site: | SSOW#: | | | |

**Analysis Requested**

**Preservation Codes:**
A - HCL; B - NaOH; C - Zn Acetate; D - Nitric Acid; E - NaHSO4; F - MeOH; G - Amchlor; H - Ascorbic Acid; I - Ice; J - DI Water; K - EDTA; L - EDA
M - Hexane; N - None; O - AsNaO2; P - Na2O4S; Q - Na2SO3; R - Na2S2O3; S - H2SO4; T - TSP Dodecahydrate; U - Acetone; V - MCAA; W - pH 4-5; Z - other (specify)
Other:

**Task_Code:** WAN-CCR-ASSMT-2026S1

**Special Instructions/Note:** APP III + State Permit Metals

| Sample Identification | Sample Date (mm/dd/yy) | Sample Time (hhmm) | Sample Type (C=Comp, G=grab) | Matrix (WG=ground water, WS=surface water, WQ=quality control) | Field Filtered Sample (Yes or No) | Perform MS/MSD (Yes or No) | 6010D - APP III Metals: B, Ca | 6020B - State Permit Metals: As, Ba, Be, Cd, Cr, Co, Cu, Pb, Ni, Sb, Se, Ag, Tl, V, Zn | 7470A - Mercury | 300_ORGFM_28D - Chloride, Fluoride, Sulfate | 2540C_Calcd - Total Dissolved Solids (TDS) | Total Number of containers |
|---|---|---|---|---|---|---|---|---|---|---|---|---|
| | | | Preservation Code: | | | | D | D | D | I | I | |
| WAN-GWC-31 | 02/11/26 | 0937 | G | WG | N | N | ✓ | ✓ | ✓ | | | 1 |
| WAN- | | | G | | N | N | | | | | | |
| WAN- | | | G | | N | N | | | | | | |
| WAN- | | | G | | N | N | | | | | | |
| WAN- | | | G | | N | N | | | | | | |
| WAN- | | | G | | N | N | | | | | | |
| WAN- | | | G | | N | N | | | | | | |
| WAN- | | | G | | N | N | | | | | | |
| WAN- | | | G | | N | N | | | | | | |
| WAN- | | | G | | N | N | | | | | | |
| WAN- | | | G | | N | N | | | | | | |

705-57765 COC

*Possible Hazard Identification*
☐ Non-Hazard ☐ Flammable ☐ Skin Irritant ☐ Poison B ☐ Unknown ☐ Radiological

*Sample Disposal ( A fee may be assessed if samples are retained longer than 1 month)*
☐ Return To Client ☐ Disposal By Lab ☐ Archive For _____ Months

Deliverable Requested: I, II, III, IV, Other (specify)

Special Instructions/QC Requirements:

| | | | | | | |
|---|---|---|---|---|---|---|
| Empty Kit Relinquished by: | Date: | Time: | Method of Shipment: | | | |
| Relinquished by: | Date/Time: 02/11/26@ 1300 | Company ACC | Received by: | Date/Time: 2/11/26 1530 | Company | |
| Relinquished by: | Date/Time: | Company | Received by: | Date/Time: | Company | |
| Relinquished by: | Date/Time: | Company | Received by: | Date/Time: | Company | |

Custody Seals Intact: Δ Yes Δ No | Custody Seal No.: | Cooler Temperature(s) °C and Other Remarks:

Ver: 01/16/2019

# Login Sample Receipt Checklist

Client: Southern Company

Job Number: 705-57765-1

**Login Number: 57765**
**List Number: 1**
**Creator: Stephens, Andrena**

**List Source: Eurofins Atlanta**

| Question | Answer | Comment |
|---|---|---|
| The cooler's custody seal, if present, is intact. | True | |
| The cooler does not appear to have been compromised or tampered with. | True | |
| Samples were received on ice. | True | |
| Cooler Temperature is acceptable. | True | |
| Cooler Temperature is recorded. | True | |
| COC present. | True | |
| COC is filled out in ink and legible. | True | |
| COC is filled out with all pertinent information. | True | |
| Sample custody seals, if present, are intact. | True | |
| Sample collection date/times are provided. | True | |
| The samples do not appear to have been compromised or tampered with. | True | |
| Containers are not broken or leaking. | True | |
| There are no discrepancies between the containers received and the COC. | True | |
| Sample containers have legible labels. | True | |
| Appropriate sample containers were rec'd and sufficient volume for all analyses. | True | |
| Samples are received within Holding Time (excluding tests with immediate HTs). | True | |
| Containers requiring zero headspace have no headspace or bubble is <6mm (1/4"). | True | |
| Is there sufficient air space in bottle for bacteriological analysis. | True | |

This receipt checklist is generated for all samples received in this Login. It may not be applicable to all Jobs associated with this Login.

# Definitions/Glossary

Client: Southern Company
Project/Site: Plant Wansley Landfill

Job ID: 705-57765-1

## Qualifiers

### Metals

| Qualifier | Qualifier Description |
|---|---|
| ^+ | Continuing Calibration Verification (CCV) is outside acceptance limits, high biased. |
| B | Compound was found in the blank and sample. |
| J | Result is less than the RL but greater than or equal to the MDL and the concentration is an approximate value. |

## Glossary

| Abbreviation | These commonly used abbreviations may or may not be present in this report. |
|---|---|
| ☼ | Listed under the "D" column to designate that the result is reported on a dry weight basis |
| %R | Percent Recovery |
| CFL | Contains Free Liquid |
| CFU | Colony Forming Unit |
| CNF | Contains No Free Liquid |
| DER | Duplicate Error Ratio (normalized absolute difference) |
| Dil Fac | Dilution Factor |
| DL | Detection Limit (DoD/DOE) |
| DL, RA, RE, IN | Indicates a Dilution, Re-analysis, Re-extraction, or additional Initial metals/anion analysis of the sample |
| DLC | Decision Level Concentration (Radiochemistry) |
| EDL | Estimated Detection Limit (Dioxin) |
| LOD | Limit of Detection (DoD/DOE) |
| LOQ | Limit of Quantitation (DoD/DOE) |
| MCL | EPA recommended "Maximum Contaminant Level" |
| MDA | Minimum Detectable Activity (Radiochemistry) |
| MDC | Minimum Detectable Concentration (Radiochemistry) |
| MDL | Method Detection Limit |
| ML | Minimum Level (Dioxin) |
| MPN | Most Probable Number |
| MQL | Method Quantitation Limit |
| NC | Not Calculated |
| ND | Not Detected at the reporting limit (or MDL or EDL if shown) |
| NEG | Negative / Absent |
| POS | Positive / Present |
| PQL | Practical Quantitation Limit |
| PRES | Presumptive |
| QC | Quality Control |
| RER | Relative Error Ratio (Radiochemistry) |
| RL | Reporting Limit or Requested Limit (Radiochemistry) |
| RPD | Relative Percent Difference, a measure of the relative difference between two points |
| TEF | Toxicity Equivalent Factor (Dioxin) |
| TEQ | Toxicity Equivalent Quotient (Dioxin) |
| TNTC | Too Numerous To Count |

**Job Narrative**
**705-57765-1**

**Revision 1**
The report being provided is a revision of the original report sent on 2/28/2026. The report is being revised in order to correct the date & time this sample was received and to use the corrected Chain of Custody (COC) provided.

The analytical test results presented in this report meet all requirements of the associated regulatory program listed on the Accreditation/Certification Summary Page, unless otherwise noted. Data qualifiers and/or narrative comments are included to explain any exceptions, if applicable. Regulated compliance samples (e.g. SDWA, NPDES) must comply with associated agency requirements/permits.

- Matrix-specific batch QC (e.g., MS, MSD, SD) may not be reported when insufficient sample volume is available or when site-specific QC samples are not submitted. In such cases, a Laboratory Control Sample Duplicate (LCSD) may be analyzed to provide precision data for the batch.
- For samples analyzed using surrogate and/or isotope dilution analytes, any recoveries falling outside of established acceptance criteria are re-prepared and/or re-analyzed to confirm results, unless the deviation is due to sample dilution or otherwise explained in the case narrative.

**Receipt**
The sample was received on 2/12/2026 11:48 AM. Unless otherwise noted below, the sample arrived in good condition, and, where required, properly preserved and on ice. The temperatures of the 4 coolers at receipt time were 0.3°C, 1.4°C, 2.0°C and 3.1°C.

**Metals**
Method 6020B - Total Recoverable: The continuing calibration verification (CCV) associated with batch 705-115022 recovered above the upper control limit for Copper. The samples associated with this CCV were non-detects or less than the reporting limit (RL) for the affected analytes; therefore, the data have been reported. The associated samples are:WAN-GWC-31 (705-57765-1), (CCV 705-115022/38) and (CCV 705-115022/47).

Method 6020B - Total Recoverable: The continuing calibration verification (CCV) associated with batch 705-115022 recovered above the upper control limit for Lead. The CCV affected only the batch QC and no client samples. Data was reported.

No additional analytical or quality issues were noted, other than those described above or in the Definitions/ Glossary page.

# Detection Summary

Client: Southern Company
Project/Site: Plant Wansley Landfill

Job ID: 705-57765-1

## Client Sample ID: WAN-GWC-31 — Lab Sample ID: 705-57765-1

| Analyte | Result | Qualifier | RL | MDL | Unit | Dil Fac | D | Method | Prep Type |
|---|---|---|---|---|---|---|---|---|---|
| Calcium | 12 | | 0.10 | 0.038 | mg/L | 1 | | 6010D | Total/NA |
| Barium | 0.0026 | J | 0.010 | 0.00041 | mg/L | 1 | | 6020B | Total Recoverable |
| Beryllium | 0.00080 | J | 0.0010 | 0.00015 | mg/L | 1 | | 6020B | Total Recoverable |
| Copper | 0.00090 | J ^+ | 0.0020 | 0.00064 | mg/L | 1 | | 6020B | Total Recoverable |
| Nickel | 0.00063 | J | 0.0050 | 0.00042 | mg/L | 1 | | 6020B | Total Recoverable |
| Vanadium | 0.0017 | J B | 0.0050 | 0.0012 | mg/L | 1 | | 6020B | Total Recoverable |
| Zinc | 0.018 | | 0.010 | 0.0089 | mg/L | 1 | | 6020B | Total Recoverable |

This Detection Summary does not include radiochemical test results.

# Client Sample Results

Client: Southern Company
Project/Site: Plant Wansley Landfill

Job ID: 705-57765-1

## Client Sample ID: WAN-GWC-31

**Date Collected: 02/11/26 09:37**
**Date Received: 02/11/26 15:30**

## Lab Sample ID: 705-57765-1

**Matrix: Water**

### Method: SW846 6010D - Metals (ICP)

| Analyte | Result | Qualifier | RL | MDL | Unit | D | Prepared | Analyzed | Dil Fac |
|---|---|---|---|---|---|---|---|---|---|
| Boron | <0.026 | | 0.080 | 0.026 | mg/L | | 02/18/26 10:40 | 02/19/26 12:19 | 1 |
| **Calcium** | **12** | | 0.10 | 0.038 | mg/L | | 02/18/26 10:40 | 02/19/26 12:19 | 1 |

### Method: SW846 6020B - Metals (ICP/MS) - Total Recoverable

| Analyte | Result | Qualifier | RL | MDL | Unit | D | Prepared | Analyzed | Dil Fac |
|---|---|---|---|---|---|---|---|---|---|
| Antimony | <0.0025 | | 0.0050 | 0.0025 | mg/L | | 02/17/26 10:35 | 02/18/26 01:28 | 1 |
| Arsenic | <0.0013 | | 0.0050 | 0.0013 | mg/L | | 02/17/26 10:35 | 02/18/26 01:28 | 1 |
| **Barium** | **0.0026** | **J** | 0.010 | 0.00041 | mg/L | | 02/17/26 10:35 | 02/18/26 01:28 | 1 |
| **Beryllium** | **0.00080** | **J** | 0.0010 | 0.00015 | mg/L | | 02/17/26 10:35 | 02/18/26 01:28 | 1 |
| Cadmium | <0.00024 | | 0.00070 | 0.00024 | mg/L | | 02/17/26 10:35 | 02/18/26 01:28 | 1 |
| Chromium | <0.0037 | | 0.0050 | 0.0037 | mg/L | | 02/17/26 10:35 | 02/18/26 01:28 | 1 |
| Cobalt | <0.00041 | | 0.0050 | 0.00041 | mg/L | | 02/17/26 10:35 | 02/18/26 01:28 | 1 |
| **Copper** | **0.00090** | **J ^+** | 0.0020 | 0.00064 | mg/L | | 02/17/26 10:35 | 02/18/26 01:28 | 1 |
| Lead | <0.00086 | | 0.0010 | 0.00086 | mg/L | | 02/17/26 10:35 | 02/18/26 01:28 | 1 |
| **Nickel** | **0.00063** | **J** | 0.0050 | 0.00042 | mg/L | | 02/17/26 10:35 | 02/18/26 01:28 | 1 |
| Selenium | <0.0023 | | 0.0050 | 0.0023 | mg/L | | 02/17/26 10:35 | 02/18/26 01:28 | 1 |
| Silver | <0.00017 | | 0.0010 | 0.00017 | mg/L | | 02/17/26 10:35 | 02/18/26 01:28 | 1 |
| Thallium | <0.00019 | | 0.0010 | 0.00019 | mg/L | | 02/17/26 10:35 | 02/18/26 01:28 | 1 |
| **Vanadium** | **0.0017** | **J B** | 0.0050 | 0.0012 | mg/L | | 02/17/26 10:35 | 02/18/26 01:28 | 1 |
| **Zinc** | **0.018** | | 0.010 | 0.0089 | mg/L | | 02/17/26 10:35 | 02/18/26 01:28 | 1 |

### Method: SW846 7470A - Mercury (CVAA)

| Analyte | Result | Qualifier | RL | MDL | Unit | D | Prepared | Analyzed | Dil Fac |
|---|---|---|---|---|---|---|---|---|---|
| Mercury | <0.00017 | | 0.00020 | 0.00017 | mg/L | | 02/25/26 20:15 | 02/26/26 01:29 | 1 |

# Method Summary

Client: Southern Company
Project/Site: Plant Wansley Landfill

Job ID: 705-57765-1

| Method | Method Description | Protocol | Laboratory |
|---|---|---|---|
| 6010D | Metals (ICP) | SW846 | EET ATL |
| 6020B | Metals (ICP/MS) | SW846 | EET ATL |
| 7470A | Mercury (CVAA) | SW846 | EET ATL |
| 3005A | Preparation, Total Recoverable or Dissolved Metals | SW846 | EET ATL |
| 3010A | Preparation, Total Metals | SW846 | EET ATL |
| 7470A | Preparation, Mercury | SW846 | EET ATL |

**Protocol References:**

SW846 = "Test Methods For Evaluating Solid Waste, Physical/Chemical Methods", Third Edition, November 1986 And Its Updates.

**Laboratory References:**

EET ATL = Eurofins Atlanta, 3080 Presidential Dr, Atlanta, GA 30340, TEL (770)457-8177

# QC Sample Results

Client: Southern Company
Project/Site: Plant Wansley Landfill

Job ID: 705-57765-1

## Method: 6010D - Metals (ICP)

**Lab Sample ID: MB 705-114942/1-A**
**Matrix: Water**
**Analysis Batch: 115473**

**Client Sample ID: Method Blank**
**Prep Type: Total/NA**
**Prep Batch: 114942**

| Analyte | MB Result | MB Qualifier | RL | MDL | Unit | D | Prepared | Analyzed | Dil Fac |
|---|---|---|---|---|---|---|---|---|---|
| Boron | <0.026 | | 0.080 | 0.026 | mg/L | | 02/18/26 10:40 | 02/19/26 11:49 | 1 |
| Calcium | <0.038 | | 0.10 | 0.038 | mg/L | | 02/18/26 10:40 | 02/19/26 11:49 | 1 |

**Lab Sample ID: LCS 705-114942/2-A**
**Matrix: Water**
**Analysis Batch: 115473**

**Client Sample ID: Lab Control Sample**
**Prep Type: Total/NA**
**Prep Batch: 114942**

| Analyte | Spike Added | LCS Result | LCS Qualifier | Unit | D | %Rec | %Rec Limits |
|---|---|---|---|---|---|---|---|
| Boron | 1.00 | 1.01 | | mg/L | | 101 | 80 - 120 |
| Calcium | 10.0 | 10.4 | | mg/L | | 104 | 80 - 120 |

**Lab Sample ID: 400-290109-E-1-B MS**
**Matrix: Water**
**Analysis Batch: 115473**

**Client Sample ID: Matrix Spike**
**Prep Type: Total/NA**
**Prep Batch: 114942**

| Analyte | Sample Result | Sample Qualifier | Spike Added | MS Result | MS Qualifier | Unit | D | %Rec | %Rec Limits |
|---|---|---|---|---|---|---|---|---|---|
| Boron | <0.026 | | 1.00 | 1.03 | | mg/L | | 103 | 75 - 125 |
| Calcium | 0.59 | | 10.0 | 11.0 | | mg/L | | 104 | 75 - 125 |

**Lab Sample ID: 400-290109-E-1-C MSD**
**Matrix: Water**
**Analysis Batch: 115473**

**Client Sample ID: Matrix Spike Duplicate**
**Prep Type: Total/NA**
**Prep Batch: 114942**

| Analyte | Sample Result | Sample Qualifier | Spike Added | MSD Result | MSD Qualifier | Unit | D | %Rec | %Rec Limits | RPD | RPD Limit |
|---|---|---|---|---|---|---|---|---|---|---|---|
| Boron | <0.026 | | 1.00 | 1.03 | | mg/L | | 103 | 75 - 125 | 1 | 20 |
| Calcium | 0.59 | | 10.0 | 10.9 | | mg/L | | 104 | 75 - 125 | 0 | 20 |

## Method: 6020B - Metals (ICP/MS)

**Lab Sample ID: MB 705-114631/1-A**
**Matrix: Water**
**Analysis Batch: 115022**

**Client Sample ID: Method Blank**
**Prep Type: Total Recoverable**
**Prep Batch: 114631**

| Analyte | MB Result | MB Qualifier | RL | MDL | Unit | D | Prepared | Analyzed | Dil Fac |
|---|---|---|---|---|---|---|---|---|---|
| Antimony | <0.0025 | | 0.0050 | 0.0025 | mg/L | | 02/17/26 10:35 | 02/17/26 23:49 | 1 |
| Arsenic | <0.0013 | | 0.0050 | 0.0013 | mg/L | | 02/17/26 10:35 | 02/17/26 23:49 | 1 |
| Barium | <0.00041 | | 0.010 | 0.00041 | mg/L | | 02/17/26 10:35 | 02/17/26 23:49 | 1 |
| Beryllium | <0.00015 | | 0.0010 | 0.00015 | mg/L | | 02/17/26 10:35 | 02/17/26 23:49 | 1 |
| Cadmium | <0.00024 | | 0.00070 | 0.00024 | mg/L | | 02/17/26 10:35 | 02/17/26 23:49 | 1 |
| Chromium | <0.0037 | | 0.0050 | 0.0037 | mg/L | | 02/17/26 10:35 | 02/17/26 23:49 | 1 |
| Cobalt | <0.00041 | | 0.0050 | 0.00041 | mg/L | | 02/17/26 10:35 | 02/17/26 23:49 | 1 |
| Copper | <0.00064 | | 0.0020 | 0.00064 | mg/L | | 02/17/26 10:35 | 02/17/26 23:49 | 1 |
| Lead | <0.00086 | ^+ | 0.0010 | 0.00086 | mg/L | | 02/17/26 10:35 | 02/17/26 23:49 | 1 |
| Nickel | <0.00042 | | 0.0050 | 0.00042 | mg/L | | 02/17/26 10:35 | 02/17/26 23:49 | 1 |
| Selenium | <0.0023 | | 0.0050 | 0.0023 | mg/L | | 02/17/26 10:35 | 02/17/26 23:49 | 1 |
| Silver | <0.00017 | | 0.0010 | 0.00017 | mg/L | | 02/17/26 10:35 | 02/17/26 23:49 | 1 |
| Thallium | <0.00019 | | 0.0010 | 0.00019 | mg/L | | 02/17/26 10:35 | 02/17/26 23:49 | 1 |
| Vanadium | 0.00138 | J | 0.0050 | 0.0012 | mg/L | | 02/17/26 10:35 | 02/17/26 23:49 | 1 |
| Zinc | <0.0089 | | 0.010 | 0.0089 | mg/L | | 02/17/26 10:35 | 02/17/26 23:49 | 1 |

## Method: 6020B - Metals (ICP/MS) (Continued)

**Lab Sample ID: LCS 705-114631/2-A**
**Matrix: Water**
**Analysis Batch: 115022**

**Client Sample ID: Lab Control Sample**
**Prep Type: Total Recoverable**
**Prep Batch: 114631**

| Analyte | Spike Added | LCS Result | LCS Qualifier | Unit | D | %Rec | %Rec Limits |
|---|---|---|---|---|---|---|---|
| Antimony | 0.100 | 0.0970 | | mg/L | | 97 | 80 - 120 |
| Arsenic | 0.100 | 0.0892 | | mg/L | | 89 | 80 - 120 |
| Barium | 0.100 | 0.0952 | | mg/L | | 95 | 80 - 120 |
| Beryllium | 0.100 | 0.0902 | | mg/L | | 90 | 80 - 120 |
| Cadmium | 0.100 | 0.0912 | | mg/L | | 91 | 80 - 120 |
| Chromium | 0.100 | 0.103 | | mg/L | | 103 | 80 - 120 |
| Cobalt | 0.100 | 0.0942 | | mg/L | | 94 | 80 - 120 |
| Copper | 0.100 | 0.0966 | | mg/L | | 97 | 80 - 120 |
| Lead | 0.100 | 0.107 | ^+ | mg/L | | 107 | 80 - 120 |
| Nickel | 0.100 | 0.0955 | | mg/L | | 95 | 80 - 120 |
| Selenium | 0.100 | 0.0976 | | mg/L | | 98 | 80 - 120 |
| Silver | 0.0100 | 0.0101 | | mg/L | | 101 | 80 - 120 |
| Thallium | 0.100 | 0.105 | | mg/L | | 105 | 80 - 120 |
| Vanadium | 0.100 | 0.103 | | mg/L | | 103 | 80 - 120 |
| Zinc | 0.100 | 0.0915 | | mg/L | | 91 | 80 - 120 |

**Lab Sample ID: 705-57735-A-2-B MS**
**Matrix: Water**
**Analysis Batch: 115022**

**Client Sample ID: Matrix Spike**
**Prep Type: Total Recoverable**
**Prep Batch: 114631**

| Analyte | Sample Result | Sample Qualifier | Spike Added | MS Result | MS Qualifier | Unit | D | %Rec | %Rec Limits |
|---|---|---|---|---|---|---|---|---|---|
| Antimony | <0.0025 | | 0.100 | 0.0953 | | mg/L | | 95 | 75 - 125 |
| Arsenic | <0.0013 | | 0.100 | 0.0869 | | mg/L | | 87 | 75 - 125 |
| Barium | 0.043 | | 0.100 | 0.140 | | mg/L | | 97 | 75 - 125 |
| Beryllium | <0.00015 | | 0.100 | 0.0889 | | mg/L | | 89 | 75 - 125 |
| Cadmium | <0.00024 | | 0.100 | 0.0902 | | mg/L | | 90 | 75 - 125 |
| Chromium | <0.0037 | | 0.100 | 0.0987 | | mg/L | | 99 | 75 - 125 |
| Cobalt | <0.00041 | | 0.100 | 0.0888 | | mg/L | | 89 | 75 - 125 |
| Copper | <0.00064 | | 0.100 | 0.0924 | | mg/L | | 92 | 75 - 125 |
| Lead | <0.00086 | ^+ | 0.100 | 0.107 | ^+ | mg/L | | 107 | 75 - 125 |
| Nickel | <0.00042 | | 0.100 | 0.0894 | | mg/L | | 89 | 75 - 125 |
| Selenium | <0.0023 | | 0.100 | 0.0900 | | mg/L | | 90 | 75 - 125 |
| Silver | <0.00017 | | 0.0100 | 0.00985 | | mg/L | | 99 | 75 - 125 |
| Thallium | <0.00019 | | 0.100 | 0.104 | | mg/L | | 104 | 75 - 125 |
| Vanadium | 0.0018 | J B | 0.100 | 0.0995 | | mg/L | | 98 | 75 - 125 |
| Zinc | <0.0089 | | 0.100 | 0.0894 | | mg/L | | 89 | 75 - 125 |

**Lab Sample ID: 705-57735-A-2-C MSD**
**Matrix: Water**
**Analysis Batch: 115022**

**Client Sample ID: Matrix Spike Duplicate**
**Prep Type: Total Recoverable**
**Prep Batch: 114631**

| Analyte | Sample Result | Sample Qualifier | Spike Added | MSD Result | MSD Qualifier | Unit | D | %Rec | %Rec Limits | RPD | RPD Limit |
|---|---|---|---|---|---|---|---|---|---|---|---|
| Antimony | <0.0025 | | 0.100 | 0.0983 | | mg/L | | 98 | 75 - 125 | 3 | 20 |
| Arsenic | <0.0013 | | 0.100 | 0.0899 | | mg/L | | 90 | 75 - 125 | 3 | 20 |
| Barium | 0.043 | | 0.100 | 0.141 | | mg/L | | 98 | 75 - 125 | 1 | 20 |
| Beryllium | <0.00015 | | 0.100 | 0.0904 | | mg/L | | 90 | 75 - 125 | 2 | 20 |
| Cadmium | <0.00024 | | 0.100 | 0.0929 | | mg/L | | 93 | 75 - 125 | 3 | 20 |
| Chromium | <0.0037 | | 0.100 | 0.101 | | mg/L | | 101 | 75 - 125 | 3 | 20 |
| Cobalt | <0.00041 | | 0.100 | 0.0906 | | mg/L | | 91 | 75 - 125 | 2 | 20 |

## Method: 6020B - Metals (ICP/MS) (Continued)

**Lab Sample ID: 705-57735-A-2-C MSD**
**Matrix: Water**
**Analysis Batch: 115022**

**Client Sample ID: Matrix Spike Duplicate**
**Prep Type: Total Recoverable**
**Prep Batch: 114631**

| Analyte | Sample Result | Sample Qualifier | Spike Added | MSD Result | MSD Qualifier | Unit | D | %Rec | %Rec Limits | RPD | RPD Limit |
|---|---|---|---|---|---|---|---|---|---|---|---|
| Copper | <0.00064 | | 0.100 | 0.0936 | | mg/L | | 94 | 75 - 125 | 1 | 20 |
| Lead | <0.00086 | ^+ | 0.100 | 0.109 | ^+ | mg/L | | 109 | 75 - 125 | 2 | 20 |
| Nickel | <0.00042 | | 0.100 | 0.0907 | | mg/L | | 91 | 75 - 125 | 1 | 20 |
| Selenium | <0.0023 | | 0.100 | 0.0953 | | mg/L | | 95 | 75 - 125 | 6 | 20 |
| Silver | <0.00017 | | 0.0100 | 0.0100 | | mg/L | | 100 | 75 - 125 | 2 | 20 |
| Thallium | <0.00019 | | 0.100 | 0.107 | | mg/L | | 107 | 75 - 125 | 2 | 20 |
| Vanadium | 0.0018 | J B | 0.100 | 0.102 | | mg/L | | 100 | 75 - 125 | 3 | 20 |
| Zinc | <0.0089 | | 0.100 | 0.0916 | | mg/L | | 92 | 75 - 125 | 2 | 20 |

## Method: 7470A - Mercury (CVAA)

**Lab Sample ID: MB 705-116486/1-A**
**Matrix: Water**
**Analysis Batch: 116620**

**Client Sample ID: Method Blank**
**Prep Type: Total/NA**
**Prep Batch: 116486**

| Analyte | MB Result | MB Qualifier | RL | MDL | Unit | D | Prepared | Analyzed | Dil Fac |
|---|---|---|---|---|---|---|---|---|---|
| Mercury | <0.00017 | | 0.00020 | 0.00017 | mg/L | | 02/25/26 14:03 | 02/25/26 18:10 | 1 |

**Lab Sample ID: LCS 705-116486/2-A**
**Matrix: Water**
**Analysis Batch: 116620**

**Client Sample ID: Lab Control Sample**
**Prep Type: Total/NA**
**Prep Batch: 116486**

| Analyte | Spike Added | LCS Result | LCS Qualifier | Unit | D | %Rec | %Rec Limits |
|---|---|---|---|---|---|---|---|
| Mercury | 0.00400 | 0.00403 | | mg/L | | 101 | 80 - 120 |

**Lab Sample ID: 400-290060-K-2-E MS**
**Matrix: Water**
**Analysis Batch: 116620**

**Client Sample ID: Matrix Spike**
**Prep Type: Total/NA**
**Prep Batch: 116486**

| Analyte | Sample Result | Sample Qualifier | Spike Added | MS Result | MS Qualifier | Unit | D | %Rec | %Rec Limits |
|---|---|---|---|---|---|---|---|---|---|
| Mercury | <0.00017 | | 0.00400 | 0.00405 | | mg/L | | 101 | 75 - 125 |

**Lab Sample ID: 400-290060-K-2-F MSD**
**Matrix: Water**
**Analysis Batch: 116620**

**Client Sample ID: Matrix Spike Duplicate**
**Prep Type: Total/NA**
**Prep Batch: 116486**

| Analyte | Sample Result | Sample Qualifier | Spike Added | MSD Result | MSD Qualifier | Unit | D | %Rec | %Rec Limits | RPD | RPD Limit |
|---|---|---|---|---|---|---|---|---|---|---|---|
| Mercury | <0.00017 | | 0.00400 | 0.00398 | | mg/L | | 99 | 75 - 125 | 2 | 20 |

# Lab Chronicle

Client: Southern Company
Project/Site: Plant Wansley Landfill

Job ID: 705-57765-1

## Client Sample ID: WAN-GWC-31

**Date Collected: 02/11/26 09:37**
**Date Received: 02/11/26 15:30**

## Lab Sample ID: 705-57765-1

**Matrix: Water**

| Prep Type | Batch Type | Batch Method | Run | Dilution Factor | Batch Number | Analyst | Lab | Prepared or Analyzed |
|---|---|---|---|---|---|---|---|---|
| Total/NA | Prep | 3010A | | | 114942 | TR | EET ATL | 02/18/26 10:40 |
| Total/NA | Analysis | 6010D | | 1 | 115473 | DS | EET ATL | 02/19/26 12:19 |
| Total Recoverable | Prep | 3005A | | | 114631 | TR | EET ATL | 02/17/26 10:35 |
| Total Recoverable | Analysis | 6020B | | 1 | 115022 | TT | EET ATL | 02/18/26 01:28 |
| Total/NA | Prep | 7470A | | | 116486 | TA | EET ATL | 02/25/26 20:15 |
| Total/NA | Analysis | 7470A | | 1 | 116800 | TA | EET ATL | 02/26/26 01:29 |

**Laboratory References:**

EET ATL = Eurofins Atlanta, 3080 Presidential Dr, Atlanta, GA 30340, TEL (770)457-8177

# QC Association Summary

Client: Southern Company
Project/Site: Plant Wansley Landfill

Job ID: 705-57765-1

## Metals

### Prep Batch: 114631

| Lab Sample ID | Client Sample ID | Prep Type | Matrix | Method | Prep Batch |
|---|---|---|---|---|---|
| 705-57765-1 | WAN-GWC-31 | Total Recoverable | Water | 3005A | |
| MB 705-114631/1-A | Method Blank | Total Recoverable | Water | 3005A | |
| LCS 705-114631/2-A | Lab Control Sample | Total Recoverable | Water | 3005A | |
| 705-57735-A-2-B MS | Matrix Spike | Total Recoverable | Water | 3005A | |
| 705-57735-A-2-C MSD | Matrix Spike Duplicate | Total Recoverable | Water | 3005A | |

### Prep Batch: 114942

| Lab Sample ID | Client Sample ID | Prep Type | Matrix | Method | Prep Batch |
|---|---|---|---|---|---|
| 705-57765-1 | WAN-GWC-31 | Total/NA | Water | 3010A | |
| MB 705-114942/1-A | Method Blank | Total/NA | Water | 3010A | |
| LCS 705-114942/2-A | Lab Control Sample | Total/NA | Water | 3010A | |
| 400-290109-E-1-B MS | Matrix Spike | Total/NA | Water | 3010A | |
| 400-290109-E-1-C MSD | Matrix Spike Duplicate | Total/NA | Water | 3010A | |

### Analysis Batch: 115022

| Lab Sample ID | Client Sample ID | Prep Type | Matrix | Method | Prep Batch |
|---|---|---|---|---|---|
| 705-57765-1 | WAN-GWC-31 | Total Recoverable | Water | 6020B | 114631 |
| MB 705-114631/1-A | Method Blank | Total Recoverable | Water | 6020B | 114631 |
| LCS 705-114631/2-A | Lab Control Sample | Total Recoverable | Water | 6020B | 114631 |
| 705-57735-A-2-B MS | Matrix Spike | Total Recoverable | Water | 6020B | 114631 |
| 705-57735-A-2-C MSD | Matrix Spike Duplicate | Total Recoverable | Water | 6020B | 114631 |

### Analysis Batch: 115473

| Lab Sample ID | Client Sample ID | Prep Type | Matrix | Method | Prep Batch |
|---|---|---|---|---|---|
| 705-57765-1 | WAN-GWC-31 | Total/NA | Water | 6010D | 114942 |
| MB 705-114942/1-A | Method Blank | Total/NA | Water | 6010D | 114942 |
| LCS 705-114942/2-A | Lab Control Sample | Total/NA | Water | 6010D | 114942 |
| 400-290109-E-1-B MS | Matrix Spike | Total/NA | Water | 6010D | 114942 |
| 400-290109-E-1-C MSD | Matrix Spike Duplicate | Total/NA | Water | 6010D | 114942 |

### Prep Batch: 116486

| Lab Sample ID | Client Sample ID | Prep Type | Matrix | Method | Prep Batch |
|---|---|---|---|---|---|
| 705-57765-1 | WAN-GWC-31 | Total/NA | Water | 7470A | |
| MB 705-116486/1-A | Method Blank | Total/NA | Water | 7470A | |
| LCS 705-116486/2-A | Lab Control Sample | Total/NA | Water | 7470A | |
| 400-290060-K-2-E MS | Matrix Spike | Total/NA | Water | 7470A | |
| 400-290060-K-2-F MSD | Matrix Spike Duplicate | Total/NA | Water | 7470A | |

### Analysis Batch: 116620

| Lab Sample ID | Client Sample ID | Prep Type | Matrix | Method | Prep Batch |
|---|---|---|---|---|---|
| MB 705-116486/1-A | Method Blank | Total/NA | Water | 7470A | 116486 |
| LCS 705-116486/2-A | Lab Control Sample | Total/NA | Water | 7470A | 116486 |
| 400-290060-K-2-E MS | Matrix Spike | Total/NA | Water | 7470A | 116486 |
| 400-290060-K-2-F MSD | Matrix Spike Duplicate | Total/NA | Water | 7470A | 116486 |

### Analysis Batch: 116800

| Lab Sample ID | Client Sample ID | Prep Type | Matrix | Method | Prep Batch |
|---|---|---|---|---|---|
| 705-57765-1 | WAN-GWC-31 | Total/NA | Water | 7470A | 116486 |

# Accreditation/Certification Summary

Client: Southern Company
Project/Site: Plant Wansley Landfill

Job ID: 705-57765-1

## Laboratory: Eurofins Atlanta

The accreditations/certifications listed below are applicable to this report.

| Authority | Program | Identification Number | Expiration Date |
|---|---|---|---|
| Florida | NELAP | E87582 | 06-30-26 |
| Georgia | State | E87582 | 06-30-26 |

eurofins | Environment Testing

# ANALYTICAL REPORT

## PREPARED FOR

Attn: Robert (Trey) Singleton
Southern Company
3535 Colonnade Parkway
Bin S 530 EC
Birmingham, Alabama 35243

Generated 2/6/2026 8:34:40 PM

## JOB DESCRIPTION

Plant Wansley Landfill

## JOB NUMBER

705-55375-2

Eurofins Atlanta
3080 Presidential Dr
Atlanta GA 30340

See page two for job notes and contact information.





my EOL

# Eurofins Atlanta

## Job Notes

The test results in this report relate only to the samples as received by the laboratory and will meet all requirements of the methodology, with any exceptions noted. This report shall not be reproduced except in full, without the express written approval of the laboratory. All questions should be directed to the Eurofins Environment Testing Southeast, LLC Project Manager.

## Authorization

Generated
2/6/2026 8:34:40 PM

Authorized for release by
David Fuller, Project Manager
David.Fuller@et.eurofinsus.com
(770)344-8986

# Table of Contents

Cover Page . . . . . 1
Table of Contents . . . . . 3
Sample Summary . . . . . 4
Chain of Custody . . . . . 5
Receipt Checklists . . . . . 10
Definitions/Glossary . . . . . 13
Case Narrative . . . . . 14
Detection Summary . . . . . 15
Client Sample Results . . . . . 22
Method Summary . . . . . 34
QC Sample Results . . . . . 35
Lab Chronicle . . . . . 39
QC Association Summary . . . . . 47
Certification Summary . . . . . 51

# Sample Summary

Client: Southern Company
Project/Site: Plant Wansley Landfill

Job ID: 705-55375-2

| Lab Sample ID | Client Sample ID | Matrix | Collected | Received | Sample Origin |
|---|---|---|---|---|---|
| 705-55375-1 | WAN-GWA-1 | Water | 01/20/26 12:21 | 01/21/26 14:50 | Georgia |
| 705-55375-2 | WAN-GWA-2 | Water | 01/20/26 12:20 | 01/21/26 14:50 | Georgia |
| 705-55375-3 | WAN-GWA-4 | Water | 01/20/26 13:45 | 01/21/26 14:50 | Georgia |
| 705-55375-4 | WAN-GWA-28 | Water | 01/20/26 13:33 | 01/21/26 14:50 | Georgia |
| 705-55375-5 | WAN-GWA-29 | Water | 01/20/26 15:10 | 01/21/26 14:50 | Georgia |
| 705-55375-6 | WAN-GWC-6 | Water | 01/20/26 16:19 | 01/21/26 14:50 | Georgia |
| 705-55375-7 | WAN-GWC-14 | Water | 01/20/26 15:25 | 01/21/26 14:50 | Georgia |
| 705-55375-8 | WAN-GWC-21 | Water | 01/20/26 15:34 | 01/21/26 14:50 | Georgia |
| 705-55375-9 | WAN-GWC-22 | Water | 01/20/26 14:08 | 01/21/26 14:50 | Georgia |
| 705-55375-12 | WAN-GWC-20 | Water | 01/21/26 09:57 | 01/21/26 14:50 | Georgia |
| 705-55375-13 | WAN-GWC-24 | Water | 01/21/26 09:48 | 01/21/26 14:50 | Georgia |
| 705-55375-14 | WAN-GWA-3 | Water | 01/21/26 09:35 | 01/21/26 14:50 | Georgia |
| 705-55375-15 | WAN-GWC-10 | Water | 01/21/26 10:37 | 01/21/26 14:50 | Georgia |
| 705-55375-16 | WAN-GWC-30 | Water | 01/21/26 10:20 | 01/21/26 14:50 | Georgia |
| 705-55666-1 | WAN-GWC-5 | Water | 01/21/26 15:45 | 01/23/26 12:30 | Georgia |
| 705-55666-2 | WAN-GWC-11 | Water | 01/21/26 15:48 | 01/23/26 12:30 | Georgia |
| 705-55666-3 | WAN-GWC-12 | Water | 01/21/26 14:20 | 01/23/26 12:30 | Georgia |
| 705-55666-4 | WAN-GWC-13 | Water | 01/21/26 12:59 | 01/23/26 12:30 | Georgia |
| 705-55666-5 | WAN-GWC-15 | Water | 01/21/26 13:18 | 01/23/26 12:30 | Georgia |
| 705-55666-6 | WAN-GWC-16 | Water | 01/21/26 14:21 | 01/23/26 12:30 | Georgia |
| 705-55666-7 | WAN-GWC-17 | Water | 01/21/26 15:09 | 01/23/26 12:30 | Georgia |
| 705-55666-8 | WAN-GWC-18 | Water | 01/21/26 13:53 | 01/23/26 12:30 | Georgia |
| 705-55666-9 | WAN-GWC-19 | Water | 01/21/26 11:42 | 01/23/26 12:30 | Georgia |
| 705-55666-10 | WAN-GWC-25 | Water | 01/21/26 10:53 | 01/23/26 12:30 | Georgia |
| 705-55666-11 | WAN-GWC-27 | Water | 01/21/26 12:30 | 01/23/26 12:30 | Georgia |
| 705-55666-12 | WAN-GWC-32 | Water | 01/21/26 13:23 | 01/23/26 12:30 | Georgia |
| 705-55740-1 | WAN-GWC-7 | Water | 01/22/26 13:00 | 01/23/26 09:47 | Georgia |
| 705-55740-2 | WAN-GWC-8 | Water | 01/22/26 11:28 | 01/23/26 09:47 | Georgia |
| 705-55740-3 | WAN-GWC-9 | Water | 01/22/26 10:05 | 01/23/26 09:47 | Georgia |
| 705-55740-4 | WAN-GWC-23 | Water | 01/22/26 12:05 | 01/23/26 09:47 | Georgia |
| 705-55740-5 | WAN-GWC-26 | Water | 01/22/26 10:15 | 01/23/26 09:47 | Georgia |
| 705-55740-6 | WAN-GWC-33 | Water | 01/22/26 10:04 | 01/23/26 09:47 | Georgia |
| 705-55740-7 | WAN-GWC-34 | Water | 01/22/26 10:58 | 01/23/26 09:47 | Georgia |
| 705-55740-8 | WAN-GWC-35 | Water | 01/22/26 12:38 | 01/23/26 09:47 | Georgia |

**Eurofins Atlanta**
3080 Presidential Dr
Atlanta, GA 30340
Phone (770) 457-8177

# Chain of Custody Record

eurofins | Environment Testing America

| Client Information | Sampler: J. May, D. Johnson, ACC T. Goble, C. Kiamke, H. Auld | Lab PM: David Fuller / Phone: 770-344-8986 | Carrier Tracking No(s): | COC No: |
|---|---|---|---|---|
| Client Contact: SCS Contacts | Phone: 770-594-5998 | E-Mail: david.fuller@et.eurofinsus.com | | Page: 1 of 2 |
| Company: GA Power | | | | Job #: |
| Address: 241 Ralph McGill Blvd SE | Due Date Requested: | | | |
| City: Atlanta | TAT Requested (days): | | | |
| State, Zip: GA, 30308 | | | | |
| Phone: 404-506-7116(Tel) | Lab Project #: 70504535 | | | |
| Email: SCS Contacts / ACC Contacts | PO #: GPC82130-0008 / PO Line #1 & #2 | | | |
| Project Name: Plant Wansley Landfill | Project #: | | | |
| Site: | SSOW#: | | | |

**Analysis Requested**

**Preservation Codes:**
A - HCL, B - NaOH, C - Zn Acetate, D - Nitric Acid, E - NaHSO4, F - MeOH, G - Amchlor, H - Ascorbic Acid, I - Ice, J - DI Water, K - EDTA, L - EDA
M - Hexane, N - None, O - AsNaO2, P - Na2O4S, Q - Na2SO3, R - Na2S2O3, S - H2SO4, T - TSP Dodecahydrate, U - Acetone, V - MCAA, W - pH 4-5, Z - other (specify)
Other:

Task_Code: WAN-CCR-ASSMT-2026S1

Special Instructions/Note: ALK + 3 Cations (Report Separately).

| Sample Identification | Sample Date (mm/dd/yy) | Sample Time (hhmm) | Sample Type (C=Comp, G=grab) | Matrix (WG=ground water, WS=surface water, WQ=quality control) | Field Filtered Sample (Yes or No) | Perform MS/MSD (Yes or No) | Cations: Mg,Na,K | Total, Carbonate, Bicarbonate Alkalinity | Total Number of containers | |
|---|---|---|---|---|---|---|---|---|---|---|
| | | | Preservation Code: | | | | D | | | |
| WAN- GWA-1 | 01/20/26 | 1221 | G | WG | N | N | X | X | 0 | |
| WAN- GWA-2 | 01/20/26 | 1220 | G | WG | N | N | X | X | 0 | |
| WAN- GWA-4 | 01/20/26 | 1345 | G | WG | N | N | X | X | 0 | |
| WAN- GWA-28 | 01/20/26 | 1333 | G | WG | N | N | X | X | 0 | |
| WAN- GWA-29 | 01/20/26 | 1510 | G | WG | N | N | X | X | 0 | |
| WAN- GWC-6 | 01/20/26 | 1619 | G | WG | N | N | X | X | 0 | |
| WAN- GWC-14 | 01/20/26 | 1525 | G | WG | N | N | X | X | 0 | |
| WAN- GWC-21 | 01/20/26 | 1534 | G | WG | N | N | X | X | 0 | |
| WAN- GWC-22 | 01/20/26 | 1408 | G | WG | N | N | X | X | 0 | 705-55375 COC |
| WAN- GWC-20 | 01/21/26 | 0957 | G | WG | N | N | X | X | 0 | |
| WAN- GWC-24 | 01/21/26 | 0948 | G | WG | N | N | X | X | 0 | LIMITED SAMPLE VOLUME |

***Possible Hazard Identification***
☐ *Non-Hazard* ☐ *Flammable* ☐ *Skin Irritant* ☐ *Poison B* ☐ *Unknown* ☐ *Radiological*

***Sample Disposal ( A fee may be assessed if samples are retained longer than 1 month)***
☐ *Return To Client* ☐ *Disposal By Lab* ☐ *Archive For* _____ *Months*

Deliverable Requested: I, II, III, IV, Other (specify)

Special Instructions/QC Requirements:

| Empty Kit Relinquished by: | Date: | Time: | Method of Shipment: |
|---|---|---|---|

| Relinquished by: | Date/Time: | Company | Received by: | Date/Time: | Company |
|---|---|---|---|---|---|
| [signature] | 01-21-26 1105 | ACC | [signature] | 01-21-26 1105 | ACC |
| [signature] | 01-21-26 1300 | ACC | Kathryn Carnes | 01-21-26 1300 | ACC |
| Kathryn Carnes | 01-21-26 1450 | | [signature] | 01/21/26 1450 | |

| Custody Seals Intact: Δ Yes Δ No | Custody Seal No.: | Cooler Temperature(s) °C and Other Remarks: 7.4 #2665 |
|---|---|---|

Ver: 01/16/2019



2/6/2026

**Eurofins Atlanta**
3080 Presidential Dr
Atlanta, GA 30340
Phone (770) 457-8177

# Chain of Custody Record

eurofins | Environment Testing America

| Client Information | Sampler: J. May, D. Johnson, H. Auld, T. Goble, C. Kramer ACC | Lab PM: David Fuller / Phone: 770-344-8986 | Carrier Tracking No(s): | COC No: |
|---|---|---|---|---|
| Client Contact: SCS Contacts | Phone: 770-594-5998 | E-Mail: david.fuller@et.eurofinsus.com | | Page: 2 of 2 |
| Company: GA Power | | | | Job #: |
| Address: 241 Ralph McGill Blvd SE | Due Date Requested: | | | |
| City: Atlanta | TAT Requested (days): | | | |
| State, Zip: GA, 30308 | | | | |
| Phone: 404-506-7116(Tel) | Lab Project #: 70504535 | | | |
| Email: SCS Contacts / ACC Contacts | PO #: GPC82130-0008 / PO Line #1 & #2 | | | |
| Project Name: Plant Wansley Landfill | Project #: | | | |
| Site: | SSOW#: | | | |

**Analysis Requested**

**Preservation Codes:**
A - HCL, B - NaOH, C - Zn Acetate, D - Nitric Acid, E - NaHSO4, F - MeOH, G - Amchlor, H - Ascorbic Acid, I - Ice, J - DI Water, K - EDTA, L - EDA
M - Hexane, N - None, O - AsNaO2, P - Na2O4S, Q - Na2SO3, R - Na2S2O3, S - H2SO4, T - TSP Dodecahydrate, U - Acetone, V - MCAA, W - pH 4-5, Z - other (specify)
Other:

**Task_Code:** WAN-CCR-ASSMT-2026S1

**Special Instructions/Note:** ALK + 3 Cations (Report Separately).

| Sample Identification | Sample Date (mm/dd/yy) | Sample Time (hhmm) | Sample Type (C=comp, G=grab) | Matrix (WG=ground water, WS=surface water, WQ=quality control) | Field Filtered Sample (Yes or No) | Perform MS/MSD (Yes or No) | Cations: Mg,Na,K | Total, Carbonate, Bicarbonate Alkalinity | Total Number of containers |
|---|---|---|---|---|---|---|---|---|---|
| | | | Preservation Code: | | | | D | I | |
| WAN- GWA-3 | 01/21/26 | 0935 | G | WG | N | N | X | | 0 |
| WAN- GWC-10 | 01/21/26 | 1037 | G | WG | N | N | X | X | 0 |
| WAN- GWC-30 | 01/21/26 | 1020 | G | WG | N | N | X | X | 0 |
| WAN- | | | G | | N | N | | | |
| WAN- | | | G | | N | N | | | |
| WAN- | | | G | | N | N | | | |
| WAN- | | | G | | N | N | | | |
| WAN- | | | G | | N | N | | | |
| WAN- | | | G | | N | N | | | |
| WAN- | | | G | | N | N | | | |
| WAN- | | | G | | N | N | | | |

***Possible Hazard Identification***
☐ *Non-Hazard* ☐ *Flammable* ☐ *Skin Irritant* ☐ *Poison B* ☐ *Unknown* ☐ *Radiological*

***Sample Disposal ( A fee may be assessed if samples are retained longer than 1 month)***
☐ *Return To Client* ☐ *Disposal By Lab* ☐ *Archive For* _____ *Months*

Deliverable Requested: I, II, III, IV, Other (specify)

Special Instructions/QC Requirements:

| Empty Kit Relinquished by: | Date: | Time: | Method of Shipment: |
|---|---|---|---|

| Relinquished by: | Date/Time: | Company | Received by: | Date/Time: | Company |
|---|---|---|---|---|---|
| [signature] | 01-21-26 1105 | ACC | [signature] | 01-21-26 1105 | ACC |
| [signature] | 01-21-26 1300 | ACC | Kathryn Carnes | 01-21-26 1300 | ACC |
| Kathryn Carnes | 01-21-26 1450 | | [signature] | 01/21/26 1450 | |

| Custody Seals Intact: Δ Yes Δ No | Custody Seal No.: | Cooler Temperature(s) °C and Other Remarks: .7/.4 #2665 |
|---|---|---|

Ver: 01/16/2019



2/6/2026

**Eurofins Atlanta**
3080 Presidential Dr
Atlanta, GA 30340
Phone (770) 457-8177

# Chain of Custody Record

eurofins | Environment Testing America

| Client Information | Sampler: J. May, D. Johnson, H. Auld, C. Klamke, T. Goble ACC | Lab PM: David Fuller / Phone: 770-344-8986 | Carrier Tracking No(s): | COC No: 1 of 1 (JM) |
|---|---|---|---|---|
| Client Contact: SCS Contacts | Phone: 770-594-5998 | E-Mail: david.fuller@et.eurofinsus.com | | Page: 1 of 2 |
| Company: GA Power | | | | Job #: |
| Address: 241 Ralph McGill Blvd SE | Due Date Requested: | | | |
| City: Atlanta | TAT Requested (days): | | | |
| State, Zip: GA, 30308 | | | | |
| Phone: 404-506-7116(Tel) | Lab Project #: 70504535 | | | |
| Email: SCS Contacts / ACC Contacts | PO #: GPC82130-0008 / PO Line #1 & #2 | | | |
| Project Name: Plant Wansley Landfill | Project #: | | | |
| Site: | SSOW#: | | | |

**Analysis Requested**

**Preservation Codes:**
A - HCL, B - NaOH, C - Zn Acetate, D - Nitric Acid, E - NaHSO4, F - MeOH, G - Amchlor, H - Ascorbic Acid, I - Ice, J - DI Water, K - EDTA, L - EDA
M - Hexane, N - None, O - AsNaO2, P - Na2O4S, Q - Na2SO3, R - Na2S2O3, S - H2SO4, T - TSP Dodecahydrate, U - Acetone, V - MCAA, W - pH 4-5, Z - other (specify)
Other:

Task_Code: WAN-CCR-ASSMT-2026S1

Special Instructions/Note: ALK + 3 Cations (Report Separately).

| Sample Identification | Sample Date (mm/dd/yy) | Sample Time (hhmm) | Sample Type (C=comp, G=grab) | Matrix (WG=ground water, WS=surface water, WQ=quality control) | Field Filtered Sample (Yes or No) | Perform MS/MSD (Yes or No) | Cations: Mg,Na,K | Total, Carbonate, Bicarbonate Alkalinity | Total Number of containers |
|---|---|---|---|---|---|---|---|---|---|
| | | | Preservation Code: | | | | D | | |
| WAN- GWC-5 | 01/21/26 | 1545 | G | WG | N | N | X | X | 0 |
| WAN- GWC-11 | 01/21/26 | 1548 | G | WG | N | N | X | X | 0 |
| WAN- GWC-12 | 01/21/26 | 1420 | G | WG | N | N | X | X | 0 |
| WAN- GWC-13 | 01/21/26 | 1259 | G | WG | N | N | X | X | 0 |
| WAN- GWC-15 | 01/21/26 | 1318 | G | WG | N | N | X | X | 0 |
| WAN- GWC-16 | 01/21/26 | 1421 | G | WG | N | N | X | X | 0 |
| WAN- GWC-17 | 01/21/26 | 1509 | G | WG | N | N | X | X | 0 |
| WAN- GWC-18 | 01/21/26 | 1353 | G | WG | N | N | X | X | 0 |
| WAN- GWC-19 | 01/21/26 | 1142 | G | WG | N | N | X | X | 0 |
| WAN- GWC-25 | 01/21/26 | 1053 | G | WG | N | N | X | X | 0 |
| WAN- GWC-27 | 01/21/26 | 1230 | G | WG | N | N | X | X | 0 |

705-55666 COC

***Possible Hazard Identification***
☐ *Non-Hazard* ☐ *Flammable* ☐ *Skin Irritant* ☐ *Poison B* ☐ *Unknown* ☐ *Radiological*

***Sample Disposal ( A fee may be assessed if samples are retained longer than 1 month)***
☐ *Return To Client* ☐ *Disposal By Lab* ☐ *Archive For* _____ *Months*

Deliverable Requested: I, II, III, IV, Other (specify)

Special Instructions/QC Requirements:

| Empty Kit Relinquished by: | Date: | Time: | Method of Shipment: |
|---|---|---|---|

| Relinquished by: | Date/Time: | Company | Received by: | Date/Time: | Company |
|---|---|---|---|---|---|
| [signature] | 1-22-26/0935 | ACC | [signature] | 1-22-26/0935 | ACC |
| [signature] | 1-22-26/1230 | ACC | [signature] | 1-22-26 1230 | |
| | | | | | |

| Custody Seals Intact: Δ Yes Δ No | Custody Seal No.: | Cooler Temperature(s) °C and Other Remarks: CI #2665 0.9 0.4 |
|---|---|---|



Ver: 01/16/2019 2/6/2026

**Eurofins Atlanta**
3080 Presidential Dr
Atlanta, GA 30340
Phone (770) 457-8177

# Chain of Custody Record

eurofins | Environment Testing America

| Client Information | Sampler: J. May, D. Johnson, H. Avid, C. Kramer, T. Goble ACC | Lab PM: David Fuller / Phone: 770-344-8986 | Carrier Tracking No(s): | COC No: |
|---|---|---|---|---|
| Client Contact: SCS Contacts | Phone: 770-594-5998 | E-Mail: david.fuller@et.eurofinsus.com | | Page: 2 of 2 |
| Company: GA Power | | | | Job #: |
| Address: 241 Ralph McGill Blvd SE | Due Date Requested: | | | |
| City: Atlanta | TAT Requested (days): | | | |
| State, Zip: GA, 30308 | | | | |
| Phone: 404-506-7116(Tel) | Lab Project #: 70504535 | | | |
| Email: SCS Contacts / ACC Contacts | PO #: GPC82130-0008 / PO Line #1 & #2 | | | |
| Project Name: Plant Wansley Landfill | Project #: | | | |
| Site: | SSOW#: | | | |

**Analysis Requested**

**Preservation Codes:**
A - HCL, B - NaOH, C - Zn Acetate, D - Nitric Acid, E - NaHSO4, F - MeOH, G - Amchlor, H - Ascorbic Acid, I - Ice, J - DI Water, K - EDTA, L - EDA
M - Hexane, N - None, O - AsNaO2, P - Na2O4S, Q - Na2SO3, R - Na2S2O3, S - H2SO4, T - TSP Dodecahydrate, U - Acetone, V - MCAA, W - pH 4-5, Z - other (specify)
Other:

**Task_Code:** WAN-CCR-ASSMT-2026S1

**Special Instructions/Note:** ALK + 3 Cations (Report Separately).

| Sample Identification | Sample Date (mm/dd/yy) | Sample Time (hhmm) | Sample Type (C=comp, G=grab) | Matrix (WG=ground water, WS=surface water, WQ=quality control) | Field Filtered Sample (Yes or No) | Perform MS/MSD (Yes or No) | Cations: Mg,Na,K | Total, Carbonate, Bicarbonate Alkalinity | Total Number of containers |
|---|---|---|---|---|---|---|---|---|---|
| | | | Preservation Code: | | | | D | I | |
| WAN- GWC-32 | 01/21/26 | 1323 | G | WG | N | N | X | X | 0 |
| WAN- | | | G | | N | N | | | |
| WAN- | | | G | | N | N | | | |
| WAN- | | | G | | N | N | | | |
| WAN- | | | G | | N | N | | | |
| WAN- | | | G | | N | N | | | |
| WAN- | | | G | | N | N | | | |
| WAN- | | | G | | N | N | | | |
| WAN- | | | G | | N | N | | | |
| WAN- | | | G | | N | N | | | |
| WAN- | | | G | | N | N | | | |

***Possible Hazard Identification***
☐ *Non-Hazard* ☐ *Flammable* ☐ *Skin Irritant* ☐ *Poison B* ☐ *Unknown* ☐ *Radiological*

***Sample Disposal ( A fee may be assessed if samples are retained longer than 1 month)***
☐ *Return To Client* ☐ *Disposal By Lab* ☐ *Archive For* _____ *Months*

Deliverable Requested: I, II, III, IV, Other (specify)

Special Instructions/QC Requirements:

| Empty Kit Relinquished by: | Date: | Time: | Method of Shipment: |
|---|---|---|---|

| Relinquished by: | Date/Time: | Company | Received by: | Date/Time: | Company |
|---|---|---|---|---|---|
| [signature] | 1-22-26/0935 | ACC | [signature] | 1-22-26 0935 | ACC |
| [signature] | 1-22-26/1230 | ACC | [signature] | 1-22-26 12:30 | |
| | | | | | |

| Custody Seals Intact: Δ Yes Δ No | Custody Seal No.: | Cooler Temperature(s) °C and Other Remarks: Q # 2665 0.9 04 |
|---|---|---|

Ver: 01/16/2019

**Eurofins Atlanta**
3080 Presidential Dr
Atlanta, GA 30340
Phone (770) 457-8177

# Chain of Custody Record

eurofins | Environment Testing America

| Client Information | Sampler: C. Klanke, D. Johnson, J. May (ACC) | Lab PM: David Fuller / Phone: 770-344-8986 | Carrier Tracking No(s): | COC No: |
|---|---|---|---|---|
| Client Contact: SCS Contacts | Phone: 770-594-5998 | E-Mail: david.fuller@et.eurofinsus.com | | Page: 1 of 1 |
| Company: GA Power | | | | Job #: |
| Address: 241 Ralph McGill Blvd SE | Due Date Requested: | | | |
| City: Atlanta | TAT Requested (days): | | | |
| State, Zip: GA, 30308 | | | | |
| Phone: 404-506-7116(Tel) | Lab Project #: 70504535 | | | |
| Email: SCS Contacts / ACC Contacts | PO #: GPC82130-0008 / PO Line #1 & #2 | | | |
| Project Name: Plant Wansley Landfill | Project #: | | | |
| Site: | SSOW#: | | | |

**Analysis Requested**

**Preservation Codes:**

A - HCL, B - NaOH, C - Zn Acetate, D - Nitric Acid, E - NaHSO4, F - MeOH, G - Amchlor, H - Ascorbic Acid, I - Ice, J - DI Water, K - EDTA, L - EDA
M - Hexane, N - None, O - AsNaO2, P - Na2O4S, Q - Na2SO3, R - Na2S2O3, S - H2SO4, T - TSP Dodecahydrate, U - Acetone, V - MCAA, W - pH 4-5, Z - other (specify)
Other:

**Task_Code:** WAN-CCR-ASSMT-2026S1

**Special Instructions/Note:** ALK + 3 Cations (Report Separately).

| Sample Identification | Sample Date (mm/dd/yy) | Sample Time (hhmm) | Sample Type (C=comp, G=grab) | Matrix (WG=ground water, WS=surface water, WQ=quality control) | Field Filtered Sample (Yes or No) | Perform MS/MSD (Yes or No) | Cations: Mg,Na,K | Total, Carbonate, Bicarbonate Alkalinity | Total Number of containers |
|---|---|---|---|---|---|---|---|---|---|
| | | | Preservation Code: | | | | D | I | |
| WAN- GWC-7 | 01/22/26 | 1300 | G | WG | N | N | X | X | 0 |
| WAN- GWC-8 | 01/22/26 | 1128 | G | WG | N | N | X | X | 0 |
| WAN- GWC-9 | 01/22/26 | 1005 | G | WG | N | N | X | X | 0 |
| WAN- GWC-23 | 01/22/26 | 1205 | G | WG | N | N | X | X | 0 |
| WAN- GWC-26 | 01/22/26 | 1015 | G | WG | N | N | X | X | 0 |
| WAN- GWC-33 | 01/22/26 | 1004 | G | WG | N | N | X | X | 0 |
| WAN- GWC-34 | 01/22/26 | 1058 | G | WG | N | N | X | X | 0 |
| WAN- GWC-35 | 01/22/26 | 1238 | G | WG | N | N | X | X | 0 |
| WAN- | | | G | | N | N | | | |
| WAN- | | | G | | N | N | | | |
| WAN- | | | G | | N | N | | | |

705-55740 COC

***Possible Hazard Identification***
☐ *Non-Hazard* ☐ *Flammable* ☐ *Skin Irritant* ☐ *Poison B* ☐ *Unknown* ☐ *Radiological*

***Sample Disposal ( A fee may be assessed if samples are retained longer than 1 month)***
☐ *Return To Client* ☐ *Disposal By Lab* ☐ *Archive For* _____ *Months*

Deliverable Requested: I, II, III, IV, Other (specify)

Special Instructions/QC Requirements:

| Empty Kit Relinquished by: | Date: | Time: | Method of Shipment: |
|---|---|---|---|

| Relinquished by: | Date/Time: | Company | Received by: | Date/Time: | Company |
|---|---|---|---|---|---|
| [signature] | 1/23/26 0947 | ACC | [signature] | 1.23.26 0947 | |
| Relinquished by: | Date/Time: | Company | Received by: | Date/Time: | Company |
| Relinquished by: | Date/Time: | Company | Received by: | Date/Time: | Company |

| Custody Seals Intact: Δ Yes Δ No | Custody Seal No.: | Cooler Temperature(s) °C and Other Remarks: 1.0 0.9 # 2665 C |
|---|---|---|

Ver: 01/16/2019



2/6/2026

# Login Sample Receipt Checklist

Client: Southern Company

Job Number: 705-55375-2

**Login Number: 55375**
**List Number: 1**
**Creator: Gay, Dalton**

**List Source: Eurofins Atlanta**

| Question | Answer | Comment |
|---|---|---|
| The cooler's custody seal, if present, is intact. | True | |
| The cooler does not appear to have been compromised or tampered with. | True | |
| Samples were received on ice. | True | |
| Cooler Temperature is acceptable. | True | |
| Cooler Temperature is recorded. | True | |
| COC present. | True | |
| COC is filled out in ink and legible. | True | |
| COC is filled out with all pertinent information. | True | |
| Sample custody seals, if present, are intact. | True | |
| Sample collection date/times are provided. | True | |
| The samples do not appear to have been compromised or tampered with. | True | |
| Containers are not broken or leaking. | True | |
| There are no discrepancies between the containers received and the COC. | True | |
| Sample containers have legible labels. | True | |
| Appropriate sample containers were rec'd and sufficient volume for all analyses. | True | |
| Samples are received within Holding Time (excluding tests with immediate HTs). | True | |
| Containers requiring zero headspace have no headspace or bubble is <6mm (1/4"). | True | |
| Is there sufficient air space in bottle for bacteriological analysis. | N/A | |

This receipt checklist is generated for all samples received in this Login. It may not be applicable to all Jobs associated with this Login.

# Login Sample Receipt Checklist

Client: Southern Company

Job Number: 705-55375-2

**Login Number: 55666**
**List Number: 1**
**Creator: Gay, Dalton**

**List Source: Eurofins Atlanta**

| Question | Answer | Comment |
|---|---|---|
| The cooler's custody seal, if present, is intact. | True | |
| The cooler does not appear to have been compromised or tampered with. | True | |
| Samples were received on ice. | True | |
| Cooler Temperature is acceptable. | True | |
| Cooler Temperature is recorded. | True | |
| COC present. | True | |
| COC is filled out in ink and legible. | True | |
| COC is filled out with all pertinent information. | True | |
| Sample custody seals, if present, are intact. | True | |
| Sample collection date/times are provided. | True | |
| The samples do not appear to have been compromised or tampered with. | True | |
| Containers are not broken or leaking. | True | |
| There are no discrepancies between the containers received and the COC. | True | |
| Sample containers have legible labels. | True | |
| Appropriate sample containers were rec'd and sufficient volume for all analyses. | True | |
| Samples are received within Holding Time (excluding tests with immediate HTs). | True | |
| Containers requiring zero headspace have no headspace or bubble is <6mm (1/4"). | True | |
| Is there sufficient air space in bottle for bacteriological analysis. | True | |

This receipt checklist is generated for all samples received in this Login. It may not be applicable to all Jobs associated with this Login.

# Login Sample Receipt Checklist

Client: Southern Company

Job Number: 705-55375-2

**Login Number: 55740**
**List Number: 1**
**Creator: Gay, Dalton**

**List Source: Eurofins Atlanta**

| Question | Answer | Comment |
|---|---|---|
| The cooler's custody seal, if present, is intact. | True | |
| The cooler does not appear to have been compromised or tampered with. | True | |
| Samples were received on ice. | True | |
| Cooler Temperature is acceptable. | True | |
| Cooler Temperature is recorded. | True | |
| COC present. | True | |
| COC is filled out in ink and legible. | True | |
| COC is filled out with all pertinent information. | True | |
| Sample custody seals, if present, are intact. | True | |
| Sample collection date/times are provided. | True | |
| The samples do not appear to have been compromised or tampered with. | True | |
| Containers are not broken or leaking. | True | |
| There are no discrepancies between the containers received and the COC. | True | |
| Sample containers have legible labels. | True | |
| Appropriate sample containers were rec'd and sufficient volume for all analyses. | True | |
| Samples are received within Holding Time (excluding tests with immediate HTs). | True | |
| Containers requiring zero headspace have no headspace or bubble is <6mm (1/4"). | True | |
| Is there sufficient air space in bottle for bacteriological analysis. | N/A | |

This receipt checklist is generated for all samples received in this Login. It may not be applicable to all Jobs associated with this Login.

# Definitions/Glossary

Client: Southern Company
Project/Site: Plant Wansley Landfill

Job ID: 705-55375-2

## Qualifiers

### Metals

| Qualifier | Qualifier Description |
|---|---|
| ^+ | Continuing Calibration Verification (CCV) is outside acceptance limits, high biased. |
| 4 | MS, MSD: The analyte present in the original sample is greater than 4 times the matrix spike concentration; therefore, control limits are not applicable. |
| B | Compound was found in the blank and sample. |
| J | Result is less than the RL but greater than or equal to the MDL and the concentration is an approximate value. |

## Glossary

| Abbreviation | These commonly used abbreviations may or may not be present in this report. |
|---|---|
| ☼ | Listed under the "D" column to designate that the result is reported on a dry weight basis |
| %R | Percent Recovery |
| CFL | Contains Free Liquid |
| CFU | Colony Forming Unit |
| CNF | Contains No Free Liquid |
| DER | Duplicate Error Ratio (normalized absolute difference) |
| Dil Fac | Dilution Factor |
| DL | Detection Limit (DoD/DOE) |
| DL, RA, RE, IN | Indicates a Dilution, Re-analysis, Re-extraction, or additional Initial metals/anion analysis of the sample |
| DLC | Decision Level Concentration (Radiochemistry) |
| EDL | Estimated Detection Limit (Dioxin) |
| LOD | Limit of Detection (DoD/DOE) |
| LOQ | Limit of Quantitation (DoD/DOE) |
| MCL | EPA recommended "Maximum Contaminant Level" |
| MDA | Minimum Detectable Activity (Radiochemistry) |
| MDC | Minimum Detectable Concentration (Radiochemistry) |
| MDL | Method Detection Limit |
| ML | Minimum Level (Dioxin) |
| MPN | Most Probable Number |
| MQL | Method Quantitation Limit |
| NC | Not Calculated |
| ND | Not Detected at the reporting limit (or MDL or EDL if shown) |
| NEG | Negative / Absent |
| POS | Positive / Present |
| PQL | Practical Quantitation Limit |
| PRES | Presumptive |
| QC | Quality Control |
| RER | Relative Error Ratio (Radiochemistry) |
| RL | Reporting Limit or Requested Limit (Radiochemistry) |
| RPD | Relative Percent Difference, a measure of the relative difference between two points |
| TEF | Toxicity Equivalent Factor (Dioxin) |
| TEQ | Toxicity Equivalent Quotient (Dioxin) |
| TNTC | Too Numerous To Count |

**Job Narrative**
**705-55375-2**

The analytical test results presented in this report meet all requirements of the associated regulatory program listed on the Accreditation/Certification Summary Page, unless otherwise noted. Data qualifiers and/or narrative comments are included to explain any exceptions, if applicable. Regulated compliance samples (e.g. SDWA, NPDES) must comply with associated agency requirements/permits.

- Matrix-specific batch QC (e.g., MS, MSD, SD) may not be reported when insufficient sample volume is available or when site-specific QC samples are not submitted. In such cases, a Laboratory Control Sample Duplicate (LCSD) may be analyzed to provide precision data for the batch.
- For samples analyzed using surrogate and/or isotope dilution analytes, any recoveries falling outside of established acceptance criteria are re-prepared and/or re-analyzed to confirm results, unless the deviation is due to sample dilution or otherwise explained in the case narrative.

**Receipt**
The samples were received on 1/21/2026 2:50 PM, 1/23/2026 9:47 AM and 1/23/2026 12:30 PM. Unless otherwise noted below, the samples arrived in good condition, and, where required, properly preserved and on ice. The temperatures of the 5 coolers at receipt time were 0.4°C, 0.4°C, 0.7°C, 0.9°C and 1.0°C.

**Metals**
Method 6020B - Total Recoverable: The method blank for preparation batch 705-109295 and analytical batch 705-109719 contained Potassium above the method detection limit. This target analyte concentration was less than the reporting limit (RL) in the method blank; therefore, re-extraction and/or re-analysis of samples was not performed.

Method 6020B - Total Recoverable: The method blank for preparation batch 705-109295 and analytical batch 705-110331 contained Sodium above the method detection limit. This target analyte concentration was less than the reporting limit (RL) in the method blank; therefore, re-extraction and/or re-analysis of samples was not performed.

Method 6020B - Total Recoverable: The following sample was diluted due to the nature of the sample matrix causing high percent relative standard deviations (%RSDs) : WAN-GWA-28 (705-55375-4). Elevated reporting limits (RLs) are provided.

Method 6020B - Total Recoverable: The continuing calibration verification (CCV) associated with batch 705-111321 recovered above the upper control limit for Potassium. The samples associated with this CCV were non-detects for the affected analytes or less than the reporting limit (RL); therefore, the data have been reported. The associated samples are:WAN-GWA-28 (705-55375-4) and (CCV 705-111321/45).

No additional analytical or quality issues were noted, other than those described above or in the Definitions/ Glossary page.

**General Chemistry**
No additional analytical or quality issues were noted, other than those described above or in the Definitions/ Glossary page.

# Detection Summary

Client: Southern Company
Project/Site: Plant Wansley Landfill

Job ID: 705-55375-2

## Client Sample ID: WAN-GWA-1 — Lab Sample ID: 705-55375-1

| Analyte | Result | Qualifier | RL | MDL | Unit | Dil Fac | D | Method | Prep Type |
|---|---|---|---|---|---|---|---|---|---|
| Magnesium | 0.80 | | 0.10 | 0.016 | mg/L | 1 | | 6020B | Total Recoverable |
| Potassium | 1.1 | B | 0.10 | 0.044 | mg/L | 1 | | 6020B | Total Recoverable |
| Sodium | 1.8 | B | 0.50 | 0.25 | mg/L | 1 | | 6020B | Total Recoverable |
| Total Alkalinity as CaCO3 | 5.5 | | 3.0 | 3.0 | mg/L | 1 | | 2320B-2011 | Total/NA |
| Bicarbonate Alkalinity as CaCO3 | 5.5 | | 3.0 | 3.0 | mg/L | 1 | | 2320B-2011 | Total/NA |

## Client Sample ID: WAN-GWA-2 — Lab Sample ID: 705-55375-2

| Analyte | Result | Qualifier | RL | MDL | Unit | Dil Fac | D | Method | Prep Type |
|---|---|---|---|---|---|---|---|---|---|
| Magnesium | 3.9 | | 0.10 | 0.016 | mg/L | 1 | | 6020B | Total Recoverable |
| Potassium | 2.0 | B | 0.10 | 0.044 | mg/L | 1 | | 6020B | Total Recoverable |
| Sodium | 2.6 | B | 0.50 | 0.25 | mg/L | 1 | | 6020B | Total Recoverable |
| Total Alkalinity as CaCO3 | 9.6 | | 3.0 | 3.0 | mg/L | 1 | | 2320B-2011 | Total/NA |
| Bicarbonate Alkalinity as CaCO3 | 9.6 | | 3.0 | 3.0 | mg/L | 1 | | 2320B-2011 | Total/NA |

## Client Sample ID: WAN-GWA-4 — Lab Sample ID: 705-55375-3

| Analyte | Result | Qualifier | RL | MDL | Unit | Dil Fac | D | Method | Prep Type |
|---|---|---|---|---|---|---|---|---|---|
| Magnesium | 6.8 | | 0.10 | 0.016 | mg/L | 1 | | 6020B | Total Recoverable |
| Potassium | 3.6 | B | 0.10 | 0.044 | mg/L | 1 | | 6020B | Total Recoverable |
| Sodium | 11 | B | 0.50 | 0.25 | mg/L | 1 | | 6020B | Total Recoverable |
| Total Alkalinity as CaCO3 | 120 | | 3.0 | 3.0 | mg/L | 1 | | 2320B-2011 | Total/NA |
| Bicarbonate Alkalinity as CaCO3 | 120 | | 3.0 | 3.0 | mg/L | 1 | | 2320B-2011 | Total/NA |

## Client Sample ID: WAN-GWA-28 — Lab Sample ID: 705-55375-4

| Analyte | Result | Qualifier | RL | MDL | Unit | Dil Fac | D | Method | Prep Type |
|---|---|---|---|---|---|---|---|---|---|
| Magnesium | 0.89 | | 0.10 | 0.016 | mg/L | 1 | | 6020B | Total Recoverable |
| Potassium | 0.95 | J B ^+ | 2.0 | 0.87 | mg/L | 20 | | 6020B | Total Recoverable |
| Sodium | 11 | B | 0.50 | 0.25 | mg/L | 1 | | 6020B | Total Recoverable |
| Total Alkalinity as CaCO3 | 28 | | 3.0 | 3.0 | mg/L | 1 | | 2320B-2011 | Total/NA |
| Bicarbonate Alkalinity as CaCO3 | 28 | | 3.0 | 3.0 | mg/L | 1 | | 2320B-2011 | Total/NA |

## Client Sample ID: WAN-GWA-29 — Lab Sample ID: 705-55375-5

| Analyte | Result | Qualifier | RL | MDL | Unit | Dil Fac | D | Method | Prep Type |
|---|---|---|---|---|---|---|---|---|---|
| Magnesium | 1.8 | | 0.10 | 0.016 | mg/L | 1 | | 6020B | Total Recoverable |
| Potassium | 1.1 | B | 0.10 | 0.044 | mg/L | 1 | | 6020B | Total Recoverable |
| Sodium | 13 | B | 0.50 | 0.25 | mg/L | 1 | | 6020B | Total Recoverable |
| Total Alkalinity as CaCO3 | 37 | | 3.0 | 3.0 | mg/L | 1 | | 2320B-2011 | Total/NA |
| Bicarbonate Alkalinity as CaCO3 | 37 | | 3.0 | 3.0 | mg/L | 1 | | 2320B-2011 | Total/NA |

This Detection Summary does not include radiochemical test results.

# Detection Summary

Client: Southern Company
Project/Site: Plant Wansley Landfill

Job ID: 705-55375-2

## Client Sample ID: WAN-GWC-6 — Lab Sample ID: 705-55375-6

| Analyte | Result | Qualifier | RL | MDL | Unit | Dil Fac | D | Method | Prep Type |
|---|---|---|---|---|---|---|---|---|---|
| Magnesium | 13 | | 0.10 | 0.016 | mg/L | 1 | | 6020B | Total Recoverable |
| Potassium | 1.7 | B | 0.10 | 0.044 | mg/L | 1 | | 6020B | Total Recoverable |
| Sodium | 8.5 | B | 0.50 | 0.25 | mg/L | 1 | | 6020B | Total Recoverable |
| Total Alkalinity as CaCO3 | 95 | | 3.0 | 3.0 | mg/L | 1 | | 2320B-2011 | Total/NA |
| Bicarbonate Alkalinity as CaCO3 | 95 | | 3.0 | 3.0 | mg/L | 1 | | 2320B-2011 | Total/NA |

## Client Sample ID: WAN-GWC-14 — Lab Sample ID: 705-55375-7

| Analyte | Result | Qualifier | RL | MDL | Unit | Dil Fac | D | Method | Prep Type |
|---|---|---|---|---|---|---|---|---|---|
| Magnesium | 24 | | 0.10 | 0.016 | mg/L | 1 | | 6020B | Total Recoverable |
| Potassium | 3.9 | B | 0.10 | 0.044 | mg/L | 1 | | 6020B | Total Recoverable |
| Sodium | 6.3 | B | 0.50 | 0.25 | mg/L | 1 | | 6020B | Total Recoverable |
| Total Alkalinity as CaCO3 | 30 | | 3.0 | 3.0 | mg/L | 1 | | 2320B-2011 | Total/NA |
| Bicarbonate Alkalinity as CaCO3 | 30 | | 3.0 | 3.0 | mg/L | 1 | | 2320B-2011 | Total/NA |

## Client Sample ID: WAN-GWC-21 — Lab Sample ID: 705-55375-8

| Analyte | Result | Qualifier | RL | MDL | Unit | Dil Fac | D | Method | Prep Type |
|---|---|---|---|---|---|---|---|---|---|
| Magnesium | 2.5 | | 0.10 | 0.016 | mg/L | 1 | | 6020B | Total Recoverable |
| Potassium | 0.61 | B | 0.10 | 0.044 | mg/L | 1 | | 6020B | Total Recoverable |
| Sodium | 5.2 | B | 0.50 | 0.25 | mg/L | 1 | | 6020B | Total Recoverable |
| Total Alkalinity as CaCO3 | 36 | | 3.0 | 3.0 | mg/L | 1 | | 2320B-2011 | Total/NA |
| Bicarbonate Alkalinity as CaCO3 | 36 | | 3.0 | 3.0 | mg/L | 1 | | 2320B-2011 | Total/NA |

## Client Sample ID: WAN-GWC-22 — Lab Sample ID: 705-55375-9

| Analyte | Result | Qualifier | RL | MDL | Unit | Dil Fac | D | Method | Prep Type |
|---|---|---|---|---|---|---|---|---|---|
| Magnesium | 5.2 | | 0.10 | 0.016 | mg/L | 1 | | 6020B | Total Recoverable |
| Potassium | 0.94 | B | 0.10 | 0.044 | mg/L | 1 | | 6020B | Total Recoverable |
| Sodium | 9.8 | B | 0.50 | 0.25 | mg/L | 1 | | 6020B | Total Recoverable |
| Total Alkalinity as CaCO3 | 67 | | 3.0 | 3.0 | mg/L | 1 | | 2320B-2011 | Total/NA |
| Bicarbonate Alkalinity as CaCO3 | 67 | | 3.0 | 3.0 | mg/L | 1 | | 2320B-2011 | Total/NA |

## Client Sample ID: WAN-GWC-20 — Lab Sample ID: 705-55375-12

| Analyte | Result | Qualifier | RL | MDL | Unit | Dil Fac | D | Method | Prep Type |
|---|---|---|---|---|---|---|---|---|---|
| Magnesium | 4.6 | | 0.10 | 0.016 | mg/L | 1 | | 6020B | Total Recoverable |
| Potassium | 1.4 | B | 0.10 | 0.044 | mg/L | 1 | | 6020B | Total Recoverable |
| Sodium | 11 | B | 0.50 | 0.25 | mg/L | 1 | | 6020B | Total Recoverable |
| Total Alkalinity as CaCO3 | 59 | | 3.0 | 3.0 | mg/L | 1 | | 2320B-2011 | Total/NA |
| Bicarbonate Alkalinity as CaCO3 | 59 | | 3.0 | 3.0 | mg/L | 1 | | 2320B-2011 | Total/NA |

This Detection Summary does not include radiochemical test results.

# Detection Summary

Client: Southern Company
Project/Site: Plant Wansley Landfill

Job ID: 705-55375-2

## Client Sample ID: WAN-GWC-24 — Lab Sample ID: 705-55375-13

| Analyte | Result | Qualifier | RL | MDL | Unit | Dil Fac | D | Method | Prep Type |
|---|---|---|---|---|---|---|---|---|---|
| Magnesium | 1.4 | | 0.10 | 0.016 | mg/L | 1 | | 6020B | Total Recoverable |
| Potassium | 0.84 | B | 0.10 | 0.044 | mg/L | 1 | | 6020B | Total Recoverable |
| Sodium | 3.6 | B | 0.50 | 0.25 | mg/L | 1 | | 6020B | Total Recoverable |
| Total Alkalinity as CaCO3 | 6.5 | | 3.0 | 3.0 | mg/L | 1 | | 2320B-2011 | Total/NA |
| Bicarbonate Alkalinity as CaCO3 | 6.5 | | 3.0 | 3.0 | mg/L | 1 | | 2320B-2011 | Total/NA |

## Client Sample ID: WAN-GWA-3 — Lab Sample ID: 705-55375-14

| Analyte | Result | Qualifier | RL | MDL | Unit | Dil Fac | D | Method | Prep Type |
|---|---|---|---|---|---|---|---|---|---|
| Magnesium | 14 | | 0.10 | 0.016 | mg/L | 1 | | 6020B | Total Recoverable |
| Potassium | 5.4 | B | 0.10 | 0.044 | mg/L | 1 | | 6020B | Total Recoverable |
| Sodium | 11 | B | 0.50 | 0.25 | mg/L | 1 | | 6020B | Total Recoverable |

## Client Sample ID: WAN-GWC-10 — Lab Sample ID: 705-55375-15

| Analyte | Result | Qualifier | RL | MDL | Unit | Dil Fac | D | Method | Prep Type |
|---|---|---|---|---|---|---|---|---|---|
| Magnesium | 5.5 | | 0.10 | 0.016 | mg/L | 1 | | 6020B | Total Recoverable |
| Potassium | 1.4 | B | 0.10 | 0.044 | mg/L | 1 | | 6020B | Total Recoverable |
| Sodium | 11 | B | 0.50 | 0.25 | mg/L | 1 | | 6020B | Total Recoverable |
| Total Alkalinity as CaCO3 | 50 | | 3.0 | 3.0 | mg/L | 1 | | 2320B-2011 | Total/NA |
| Bicarbonate Alkalinity as CaCO3 | 50 | | 3.0 | 3.0 | mg/L | 1 | | 2320B-2011 | Total/NA |

## Client Sample ID: WAN-GWC-30 — Lab Sample ID: 705-55375-16

| Analyte | Result | Qualifier | RL | MDL | Unit | Dil Fac | D | Method | Prep Type |
|---|---|---|---|---|---|---|---|---|---|
| Magnesium | 1.5 | | 0.10 | 0.016 | mg/L | 1 | | 6020B | Total Recoverable |
| Potassium | 1.8 | B | 0.10 | 0.044 | mg/L | 1 | | 6020B | Total Recoverable |
| Sodium | 6.3 | B | 0.50 | 0.25 | mg/L | 1 | | 6020B | Total Recoverable |
| Total Alkalinity as CaCO3 | 26 | | 3.0 | 3.0 | mg/L | 1 | | 2320B-2011 | Total/NA |
| Bicarbonate Alkalinity as CaCO3 | 26 | | 3.0 | 3.0 | mg/L | 1 | | 2320B-2011 | Total/NA |

## Client Sample ID: WAN-GWC-5 — Lab Sample ID: 705-55666-1

| Analyte | Result | Qualifier | RL | MDL | Unit | Dil Fac | D | Method | Prep Type |
|---|---|---|---|---|---|---|---|---|---|
| Magnesium | 17 | | 0.10 | 0.016 | mg/L | 1 | | 6020B | Total Recoverable |
| Potassium | 1.4 | | 0.10 | 0.044 | mg/L | 1 | | 6020B | Total Recoverable |
| Sodium | 12 | | 0.50 | 0.25 | mg/L | 1 | | 6020B | Total Recoverable |
| Total Alkalinity as CaCO3 | 150 | | 3.0 | 3.0 | mg/L | 1 | | 2320B-2011 | Total/NA |
| Bicarbonate Alkalinity as CaCO3 | 150 | | 3.0 | 3.0 | mg/L | 1 | | 2320B-2011 | Total/NA |

This Detection Summary does not include radiochemical test results.

# Detection Summary

Client: Southern Company
Project/Site: Plant Wansley Landfill

Job ID: 705-55375-2

## Client Sample ID: WAN-GWC-11 — Lab Sample ID: 705-55666-2

| Analyte | Result | Qualifier | RL | MDL | Unit | Dil Fac | D | Method | Prep Type |
|---|---|---|---|---|---|---|---|---|---|
| Magnesium | 3.4 | | 0.10 | 0.016 | mg/L | 1 | | 6020B | Total Recoverable |
| Potassium | 2.5 | | 0.10 | 0.044 | mg/L | 1 | | 6020B | Total Recoverable |
| Sodium | 2.0 | | 0.50 | 0.25 | mg/L | 1 | | 6020B | Total Recoverable |
| Total Alkalinity as CaCO3 | 96 | | 3.0 | 3.0 | mg/L | 1 | | 2320B-2011 | Total/NA |
| Bicarbonate Alkalinity as CaCO3 | 96 | | 3.0 | 3.0 | mg/L | 1 | | 2320B-2011 | Total/NA |

## Client Sample ID: WAN-GWC-12 — Lab Sample ID: 705-55666-3

| Analyte | Result | Qualifier | RL | MDL | Unit | Dil Fac | D | Method | Prep Type |
|---|---|---|---|---|---|---|---|---|---|
| Magnesium | 8.3 | | 0.10 | 0.016 | mg/L | 1 | | 6020B | Total Recoverable |
| Potassium | 3.9 | | 0.10 | 0.044 | mg/L | 1 | | 6020B | Total Recoverable |
| Sodium | 12 | | 0.50 | 0.25 | mg/L | 1 | | 6020B | Total Recoverable |
| Total Alkalinity as CaCO3 | 130 | | 3.0 | 3.0 | mg/L | 1 | | 2320B-2011 | Total/NA |
| Bicarbonate Alkalinity as CaCO3 | 130 | | 3.0 | 3.0 | mg/L | 1 | | 2320B-2011 | Total/NA |

## Client Sample ID: WAN-GWC-13 — Lab Sample ID: 705-55666-4

| Analyte | Result | Qualifier | RL | MDL | Unit | Dil Fac | D | Method | Prep Type |
|---|---|---|---|---|---|---|---|---|---|
| Magnesium | 1.8 | | 0.10 | 0.016 | mg/L | 1 | | 6020B | Total Recoverable |
| Potassium | 1.6 | | 0.10 | 0.044 | mg/L | 1 | | 6020B | Total Recoverable |
| Sodium | 6.5 | | 0.50 | 0.25 | mg/L | 1 | | 6020B | Total Recoverable |
| Total Alkalinity as CaCO3 | 30 | | 3.0 | 3.0 | mg/L | 1 | | 2320B-2011 | Total/NA |
| Bicarbonate Alkalinity as CaCO3 | 30 | | 3.0 | 3.0 | mg/L | 1 | | 2320B-2011 | Total/NA |

## Client Sample ID: WAN-GWC-15 — Lab Sample ID: 705-55666-5

| Analyte | Result | Qualifier | RL | MDL | Unit | Dil Fac | D | Method | Prep Type |
|---|---|---|---|---|---|---|---|---|---|
| Magnesium | 2.6 | | 0.10 | 0.016 | mg/L | 1 | | 6020B | Total Recoverable |
| Potassium | 1.8 | | 0.10 | 0.044 | mg/L | 1 | | 6020B | Total Recoverable |
| Sodium | 8.8 | | 0.50 | 0.25 | mg/L | 1 | | 6020B | Total Recoverable |
| Total Alkalinity as CaCO3 | 48 | | 3.0 | 3.0 | mg/L | 1 | | 2320B-2011 | Total/NA |
| Bicarbonate Alkalinity as CaCO3 | 48 | | 3.0 | 3.0 | mg/L | 1 | | 2320B-2011 | Total/NA |

## Client Sample ID: WAN-GWC-16 — Lab Sample ID: 705-55666-6

| Analyte | Result | Qualifier | RL | MDL | Unit | Dil Fac | D | Method | Prep Type |
|---|---|---|---|---|---|---|---|---|---|
| Magnesium | 4.2 | | 0.10 | 0.016 | mg/L | 1 | | 6020B | Total Recoverable |
| Potassium | 0.75 | | 0.10 | 0.044 | mg/L | 1 | | 6020B | Total Recoverable |
| Sodium | 10 | | 0.50 | 0.25 | mg/L | 1 | | 6020B | Total Recoverable |
| Total Alkalinity as CaCO3 | 57 | | 3.0 | 3.0 | mg/L | 1 | | 2320B-2011 | Total/NA |
| Bicarbonate Alkalinity as CaCO3 | 57 | | 3.0 | 3.0 | mg/L | 1 | | 2320B-2011 | Total/NA |

This Detection Summary does not include radiochemical test results.

# Detection Summary

Client: Southern Company
Project/Site: Plant Wansley Landfill

Job ID: 705-55375-2

## Client Sample ID: WAN-GWC-17 — Lab Sample ID: 705-55666-7

| Analyte | Result | Qualifier | RL | MDL | Unit | Dil Fac | D | Method | Prep Type |
|---|---|---|---|---|---|---|---|---|---|
| Magnesium | 5.0 | | 0.10 | 0.016 | mg/L | 1 | | 6020B | Total Recoverable |
| Potassium | 1.1 | | 0.10 | 0.044 | mg/L | 1 | | 6020B | Total Recoverable |
| Sodium | 11 | | 0.50 | 0.25 | mg/L | 1 | | 6020B | Total Recoverable |
| Total Alkalinity as CaCO3 | 77 | | 3.0 | 3.0 | mg/L | 1 | | 2320B-2011 | Total/NA |
| Bicarbonate Alkalinity as CaCO3 | 77 | | 3.0 | 3.0 | mg/L | 1 | | 2320B-2011 | Total/NA |

## Client Sample ID: WAN-GWC-18 — Lab Sample ID: 705-55666-8

| Analyte | Result | Qualifier | RL | MDL | Unit | Dil Fac | D | Method | Prep Type |
|---|---|---|---|---|---|---|---|---|---|
| Magnesium | 4.0 | | 0.10 | 0.016 | mg/L | 1 | | 6020B | Total Recoverable |
| Potassium | 1.3 | | 0.10 | 0.044 | mg/L | 1 | | 6020B | Total Recoverable |
| Sodium | 11 | | 0.50 | 0.25 | mg/L | 1 | | 6020B | Total Recoverable |
| Total Alkalinity as CaCO3 | 61 | | 3.0 | 3.0 | mg/L | 1 | | 2320B-2011 | Total/NA |
| Bicarbonate Alkalinity as CaCO3 | 61 | | 3.0 | 3.0 | mg/L | 1 | | 2320B-2011 | Total/NA |

## Client Sample ID: WAN-GWC-19 — Lab Sample ID: 705-55666-9

| Analyte | Result | Qualifier | RL | MDL | Unit | Dil Fac | D | Method | Prep Type |
|---|---|---|---|---|---|---|---|---|---|
| Magnesium | 3.7 | | 0.10 | 0.016 | mg/L | 1 | | 6020B | Total Recoverable |
| Potassium | 1.1 | | 0.10 | 0.044 | mg/L | 1 | | 6020B | Total Recoverable |
| Sodium | 5.7 | | 0.50 | 0.25 | mg/L | 1 | | 6020B | Total Recoverable |
| Total Alkalinity as CaCO3 | 49 | | 3.0 | 3.0 | mg/L | 1 | | 2320B-2011 | Total/NA |
| Bicarbonate Alkalinity as CaCO3 | 49 | | 3.0 | 3.0 | mg/L | 1 | | 2320B-2011 | Total/NA |

## Client Sample ID: WAN-GWC-25 — Lab Sample ID: 705-55666-10

| Analyte | Result | Qualifier | RL | MDL | Unit | Dil Fac | D | Method | Prep Type |
|---|---|---|---|---|---|---|---|---|---|
| Magnesium | 4.3 | | 0.10 | 0.016 | mg/L | 1 | | 6020B | Total Recoverable |
| Potassium | 2.5 | | 0.10 | 0.044 | mg/L | 1 | | 6020B | Total Recoverable |
| Sodium | 5.4 | | 0.50 | 0.25 | mg/L | 1 | | 6020B | Total Recoverable |
| Total Alkalinity as CaCO3 | 34 | | 3.0 | 3.0 | mg/L | 1 | | 2320B-2011 | Total/NA |
| Bicarbonate Alkalinity as CaCO3 | 34 | | 3.0 | 3.0 | mg/L | 1 | | 2320B-2011 | Total/NA |

## Client Sample ID: WAN-GWC-27 — Lab Sample ID: 705-55666-11

| Analyte | Result | Qualifier | RL | MDL | Unit | Dil Fac | D | Method | Prep Type |
|---|---|---|---|---|---|---|---|---|---|
| Magnesium | 0.75 | | 0.10 | 0.016 | mg/L | 1 | | 6020B | Total Recoverable |
| Potassium | 4.4 | | 0.10 | 0.044 | mg/L | 1 | | 6020B | Total Recoverable |
| Sodium | 3.6 | | 0.50 | 0.25 | mg/L | 1 | | 6020B | Total Recoverable |
| Total Alkalinity as CaCO3 | 13 | | 3.0 | 3.0 | mg/L | 1 | | 2320B-2011 | Total/NA |
| Bicarbonate Alkalinity as CaCO3 | 13 | | 3.0 | 3.0 | mg/L | 1 | | 2320B-2011 | Total/NA |

This Detection Summary does not include radiochemical test results.

# Detection Summary

Client: Southern Company
Project/Site: Plant Wansley Landfill

Job ID: 705-55375-2

## Client Sample ID: WAN-GWC-32 — Lab Sample ID: 705-55666-12

| Analyte | Result | Qualifier | RL | MDL | Unit | Dil Fac | D | Method | Prep Type |
|---|---|---|---|---|---|---|---|---|---|
| Magnesium | 3.3 | | 0.10 | 0.016 | mg/L | 1 | | 6020B | Total Recoverable |
| Potassium | 1.9 | | 0.10 | 0.044 | mg/L | 1 | | 6020B | Total Recoverable |
| Sodium | 10 | | 0.50 | 0.25 | mg/L | 1 | | 6020B | Total Recoverable |
| Total Alkalinity as CaCO3 | 43 | | 3.0 | 3.0 | mg/L | 1 | | 2320B-2011 | Total/NA |
| Bicarbonate Alkalinity as CaCO3 | 43 | | 3.0 | 3.0 | mg/L | 1 | | 2320B-2011 | Total/NA |

## Client Sample ID: WAN-GWC-7 — Lab Sample ID: 705-55740-1

| Analyte | Result | Qualifier | RL | MDL | Unit | Dil Fac | D | Method | Prep Type |
|---|---|---|---|---|---|---|---|---|---|
| Magnesium | 37 | | 0.10 | 0.016 | mg/L | 1 | | 6020B | Total Recoverable |
| Potassium | 0.97 | | 0.10 | 0.044 | mg/L | 1 | | 6020B | Total Recoverable |
| Sodium | 35 | | 0.50 | 0.25 | mg/L | 1 | | 6020B | Total Recoverable |
| Total Alkalinity as CaCO3 | 250 | | 3.0 | 3.0 | mg/L | 1 | | 2320B-2011 | Total/NA |
| Bicarbonate Alkalinity as CaCO3 | 250 | | 3.0 | 3.0 | mg/L | 1 | | 2320B-2011 | Total/NA |

## Client Sample ID: WAN-GWC-8 — Lab Sample ID: 705-55740-2

| Analyte | Result | Qualifier | RL | MDL | Unit | Dil Fac | D | Method | Prep Type |
|---|---|---|---|---|---|---|---|---|---|
| Magnesium | 14 | | 0.10 | 0.016 | mg/L | 1 | | 6020B | Total Recoverable |
| Potassium | 1.6 | | 0.10 | 0.044 | mg/L | 1 | | 6020B | Total Recoverable |
| Sodium | 8.3 | | 0.50 | 0.25 | mg/L | 1 | | 6020B | Total Recoverable |
| Total Alkalinity as CaCO3 | 120 | | 3.0 | 3.0 | mg/L | 1 | | 2320B-2011 | Total/NA |
| Bicarbonate Alkalinity as CaCO3 | 120 | | 3.0 | 3.0 | mg/L | 1 | | 2320B-2011 | Total/NA |

## Client Sample ID: WAN-GWC-9 — Lab Sample ID: 705-55740-3

| Analyte | Result | Qualifier | RL | MDL | Unit | Dil Fac | D | Method | Prep Type |
|---|---|---|---|---|---|---|---|---|---|
| Magnesium | 6.3 | | 0.10 | 0.016 | mg/L | 1 | | 6020B | Total Recoverable |
| Potassium | 2.9 | | 0.10 | 0.044 | mg/L | 1 | | 6020B | Total Recoverable |
| Sodium | 4.6 | | 0.50 | 0.25 | mg/L | 1 | | 6020B | Total Recoverable |
| Total Alkalinity as CaCO3 | 38 | | 3.0 | 3.0 | mg/L | 1 | | 2320B-2011 | Total/NA |
| Bicarbonate Alkalinity as CaCO3 | 38 | | 3.0 | 3.0 | mg/L | 1 | | 2320B-2011 | Total/NA |

## Client Sample ID: WAN-GWC-23 — Lab Sample ID: 705-55740-4

| Analyte | Result | Qualifier | RL | MDL | Unit | Dil Fac | D | Method | Prep Type |
|---|---|---|---|---|---|---|---|---|---|
| Magnesium | 1.7 | | 0.10 | 0.016 | mg/L | 1 | | 6020B | Total Recoverable |
| Potassium | 1.5 | | 0.10 | 0.044 | mg/L | 1 | | 6020B | Total Recoverable |
| Sodium | 4.4 | | 0.50 | 0.25 | mg/L | 1 | | 6020B | Total Recoverable |
| Total Alkalinity as CaCO3 | 35 | | 3.0 | 3.0 | mg/L | 1 | | 2320B-2011 | Total/NA |
| Bicarbonate Alkalinity as CaCO3 | 35 | | 3.0 | 3.0 | mg/L | 1 | | 2320B-2011 | Total/NA |

This Detection Summary does not include radiochemical test results.

# Detection Summary

Client: Southern Company
Project/Site: Plant Wansley Landfill

Job ID: 705-55375-2

## Client Sample ID: WAN-GWC-26 — Lab Sample ID: 705-55740-5

| Analyte | Result | Qualifier | RL | MDL | Unit | Dil Fac | D | Method | Prep Type |
|---|---|---|---|---|---|---|---|---|---|
| Magnesium | 2.1 | | 0.10 | 0.016 | mg/L | 1 | | 6020B | Total Recoverable |
| Potassium | 2.3 | | 0.10 | 0.044 | mg/L | 1 | | 6020B | Total Recoverable |
| Sodium | 3.6 | | 0.50 | 0.25 | mg/L | 1 | | 6020B | Total Recoverable |
| Total Alkalinity as CaCO3 | 13 | | 3.0 | 3.0 | mg/L | 1 | | 2320B-2011 | Total/NA |
| Bicarbonate Alkalinity as CaCO3 | 13 | | 3.0 | 3.0 | mg/L | 1 | | 2320B-2011 | Total/NA |

## Client Sample ID: WAN-GWC-33 — Lab Sample ID: 705-55740-6

| Analyte | Result | Qualifier | RL | MDL | Unit | Dil Fac | D | Method | Prep Type |
|---|---|---|---|---|---|---|---|---|---|
| Magnesium | 1.4 | | 0.10 | 0.016 | mg/L | 1 | | 6020B | Total Recoverable |
| Potassium | 2.4 | | 0.10 | 0.044 | mg/L | 1 | | 6020B | Total Recoverable |
| Sodium | 11 | | 0.50 | 0.25 | mg/L | 1 | | 6020B | Total Recoverable |
| Total Alkalinity as CaCO3 | 38 | | 3.0 | 3.0 | mg/L | 1 | | 2320B-2011 | Total/NA |
| Bicarbonate Alkalinity as CaCO3 | 38 | | 3.0 | 3.0 | mg/L | 1 | | 2320B-2011 | Total/NA |

## Client Sample ID: WAN-GWC-34 — Lab Sample ID: 705-55740-7

| Analyte | Result | Qualifier | RL | MDL | Unit | Dil Fac | D | Method | Prep Type |
|---|---|---|---|---|---|---|---|---|---|
| Magnesium | 1.6 | | 0.10 | 0.016 | mg/L | 1 | | 6020B | Total Recoverable |
| Potassium | 1.9 | | 0.10 | 0.044 | mg/L | 1 | | 6020B | Total Recoverable |
| Sodium | 5.0 | | 0.50 | 0.25 | mg/L | 1 | | 6020B | Total Recoverable |
| Total Alkalinity as CaCO3 | 29 | | 3.0 | 3.0 | mg/L | 1 | | 2320B-2011 | Total/NA |
| Bicarbonate Alkalinity as CaCO3 | 29 | | 3.0 | 3.0 | mg/L | 1 | | 2320B-2011 | Total/NA |

## Client Sample ID: WAN-GWC-35 — Lab Sample ID: 705-55740-8

| Analyte | Result | Qualifier | RL | MDL | Unit | Dil Fac | D | Method | Prep Type |
|---|---|---|---|---|---|---|---|---|---|
| Magnesium | 6.7 | | 0.10 | 0.016 | mg/L | 1 | | 6020B | Total Recoverable |
| Potassium | 2.8 | | 0.10 | 0.044 | mg/L | 1 | | 6020B | Total Recoverable |
| Sodium | 5.4 | | 0.50 | 0.25 | mg/L | 1 | | 6020B | Total Recoverable |
| Total Alkalinity as CaCO3 | 12 | | 3.0 | 3.0 | mg/L | 1 | | 2320B-2011 | Total/NA |
| Bicarbonate Alkalinity as CaCO3 | 12 | | 3.0 | 3.0 | mg/L | 1 | | 2320B-2011 | Total/NA |

This Detection Summary does not include radiochemical test results.

# Client Sample Results

Client: Southern Company
Project/Site: Plant Wansley Landfill

Job ID: 705-55375-2

## Client Sample ID: WAN-GWA-1

**Lab Sample ID: 705-55375-1**
**Date Collected: 01/20/26 12:21**
**Matrix: Water**
**Date Received: 01/21/26 14:50**

### Method: SW846 6020B - Metals (ICP/MS) - Total Recoverable

| Analyte | Result | Qualifier | RL | MDL | Unit | D | Prepared | Analyzed | Dil Fac |
|---|---|---|---|---|---|---|---|---|---|
| Magnesium | 0.80 | | 0.10 | 0.016 | mg/L | | 01/22/26 09:48 | 01/23/26 00:14 | 1 |
| Potassium | 1.1 | B | 0.10 | 0.044 | mg/L | | 01/22/26 09:48 | 01/23/26 00:14 | 1 |
| Sodium | 1.8 | B | 0.50 | 0.25 | mg/L | | 01/22/26 09:48 | 01/26/26 20:05 | 1 |

### General Chemistry

| Analyte | Result | Qualifier | RL | MDL | Unit | D | Prepared | Analyzed | Dil Fac |
|---|---|---|---|---|---|---|---|---|---|
| Total Alkalinity as CaCO3 (SM 2320B-2011) | 5.5 | | 3.0 | 3.0 | mg/L | | | 01/27/26 11:06 | 1 |
| Bicarbonate Alkalinity as CaCO3 (SM 2320B-2011) | 5.5 | | 3.0 | 3.0 | mg/L | | | 01/27/26 11:06 | 1 |
| Carbonate Alkalinity as CaCO3 (SM 2320B-2011) | <3.0 | | 3.0 | 3.0 | mg/L | | | 01/27/26 11:06 | 1 |

## Client Sample ID: WAN-GWA-2

**Lab Sample ID: 705-55375-2**
**Date Collected: 01/20/26 12:20**
**Matrix: Water**
**Date Received: 01/21/26 14:50**

### Method: SW846 6020B - Metals (ICP/MS) - Total Recoverable

| Analyte | Result | Qualifier | RL | MDL | Unit | D | Prepared | Analyzed | Dil Fac |
|---|---|---|---|---|---|---|---|---|---|
| Magnesium | 3.9 | | 0.10 | 0.016 | mg/L | | 01/22/26 09:48 | 01/23/26 00:25 | 1 |
| Potassium | 2.0 | B | 0.10 | 0.044 | mg/L | | 01/22/26 09:48 | 01/23/26 00:25 | 1 |
| Sodium | 2.6 | B | 0.50 | 0.25 | mg/L | | 01/22/26 09:48 | 01/26/26 20:08 | 1 |

### General Chemistry

| Analyte | Result | Qualifier | RL | MDL | Unit | D | Prepared | Analyzed | Dil Fac |
|---|---|---|---|---|---|---|---|---|---|
| Total Alkalinity as CaCO3 (SM 2320B-2011) | 9.6 | | 3.0 | 3.0 | mg/L | | | 01/27/26 11:06 | 1 |
| Bicarbonate Alkalinity as CaCO3 (SM 2320B-2011) | 9.6 | | 3.0 | 3.0 | mg/L | | | 01/27/26 11:06 | 1 |
| Carbonate Alkalinity as CaCO3 (SM 2320B-2011) | <3.0 | | 3.0 | 3.0 | mg/L | | | 01/27/26 11:06 | 1 |

## Client Sample ID: WAN-GWA-4

**Lab Sample ID: 705-55375-3**
**Date Collected: 01/20/26 13:45**
**Matrix: Water**
**Date Received: 01/21/26 14:50**

### Method: SW846 6020B - Metals (ICP/MS) - Total Recoverable

| Analyte | Result | Qualifier | RL | MDL | Unit | D | Prepared | Analyzed | Dil Fac |
|---|---|---|---|---|---|---|---|---|---|
| Magnesium | 6.8 | | 0.10 | 0.016 | mg/L | | 01/22/26 09:48 | 01/23/26 00:27 | 1 |
| Potassium | 3.6 | B | 0.10 | 0.044 | mg/L | | 01/22/26 09:48 | 01/23/26 00:27 | 1 |
| Sodium | 11 | B | 0.50 | 0.25 | mg/L | | 01/22/26 09:48 | 01/26/26 20:10 | 1 |

### General Chemistry

| Analyte | Result | Qualifier | RL | MDL | Unit | D | Prepared | Analyzed | Dil Fac |
|---|---|---|---|---|---|---|---|---|---|
| Total Alkalinity as CaCO3 (SM 2320B-2011) | 120 | | 3.0 | 3.0 | mg/L | | | 01/27/26 11:06 | 1 |
| Bicarbonate Alkalinity as CaCO3 (SM 2320B-2011) | 120 | | 3.0 | 3.0 | mg/L | | | 01/27/26 11:06 | 1 |
| Carbonate Alkalinity as CaCO3 (SM 2320B-2011) | <3.0 | | 3.0 | 3.0 | mg/L | | | 01/27/26 11:06 | 1 |

# Client Sample Results

Client: Southern Company
Project/Site: Plant Wansley Landfill

Job ID: 705-55375-2

## Client Sample ID: WAN-GWA-28

**Lab Sample ID: 705-55375-4**
**Matrix: Water**

**Date Collected: 01/20/26 13:33**
**Date Received: 01/21/26 14:50**

### Method: SW846 6020B - Metals (ICP/MS) - Total Recoverable

| Analyte | Result | Qualifier | RL | MDL | Unit | D | Prepared | Analyzed | Dil Fac |
|---|---|---|---|---|---|---|---|---|---|
| Magnesium | 0.89 | | 0.10 | 0.016 | mg/L | | 01/22/26 09:48 | 01/23/26 00:30 | 1 |
| Potassium | 0.95 | J B ^+ | 2.0 | 0.87 | mg/L | | 01/22/26 09:48 | 01/30/26 17:26 | 20 |
| Sodium | 11 | B | 0.50 | 0.25 | mg/L | | 01/22/26 09:48 | 01/26/26 20:13 | 1 |

### General Chemistry

| Analyte | Result | Qualifier | RL | MDL | Unit | D | Prepared | Analyzed | Dil Fac |
|---|---|---|---|---|---|---|---|---|---|
| Total Alkalinity as CaCO3 (SM 2320B-2011) | 28 | | 3.0 | 3.0 | mg/L | | | 01/27/26 11:06 | 1 |
| Bicarbonate Alkalinity as CaCO3 (SM 2320B-2011) | 28 | | 3.0 | 3.0 | mg/L | | | 01/27/26 11:06 | 1 |
| Carbonate Alkalinity as CaCO3 (SM 2320B-2011) | <3.0 | | 3.0 | 3.0 | mg/L | | | 01/27/26 11:06 | 1 |

## Client Sample ID: WAN-GWA-29

**Lab Sample ID: 705-55375-5**
**Matrix: Water**

**Date Collected: 01/20/26 15:10**
**Date Received: 01/21/26 14:50**

### Method: SW846 6020B - Metals (ICP/MS) - Total Recoverable

| Analyte | Result | Qualifier | RL | MDL | Unit | D | Prepared | Analyzed | Dil Fac |
|---|---|---|---|---|---|---|---|---|---|
| Magnesium | 1.8 | | 0.10 | 0.016 | mg/L | | 01/22/26 09:48 | 01/23/26 00:54 | 1 |
| Potassium | 1.1 | B | 0.10 | 0.044 | mg/L | | 01/22/26 09:48 | 01/23/26 00:54 | 1 |
| Sodium | 13 | B | 0.50 | 0.25 | mg/L | | 01/22/26 09:48 | 01/26/26 20:15 | 1 |

### General Chemistry

| Analyte | Result | Qualifier | RL | MDL | Unit | D | Prepared | Analyzed | Dil Fac |
|---|---|---|---|---|---|---|---|---|---|
| Total Alkalinity as CaCO3 (SM 2320B-2011) | 37 | | 3.0 | 3.0 | mg/L | | | 01/27/26 11:06 | 1 |
| Bicarbonate Alkalinity as CaCO3 (SM 2320B-2011) | 37 | | 3.0 | 3.0 | mg/L | | | 01/27/26 11:06 | 1 |
| Carbonate Alkalinity as CaCO3 (SM 2320B-2011) | <3.0 | | 3.0 | 3.0 | mg/L | | | 01/27/26 11:06 | 1 |

## Client Sample ID: WAN-GWC-6

**Lab Sample ID: 705-55375-6**
**Matrix: Water**

**Date Collected: 01/20/26 16:19**
**Date Received: 01/21/26 14:50**

### Method: SW846 6020B - Metals (ICP/MS) - Total Recoverable

| Analyte | Result | Qualifier | RL | MDL | Unit | D | Prepared | Analyzed | Dil Fac |
|---|---|---|---|---|---|---|---|---|---|
| Magnesium | 13 | | 0.10 | 0.016 | mg/L | | 01/22/26 09:48 | 01/23/26 00:56 | 1 |
| Potassium | 1.7 | B | 0.10 | 0.044 | mg/L | | 01/22/26 09:48 | 01/23/26 00:56 | 1 |
| Sodium | 8.5 | B | 0.50 | 0.25 | mg/L | | 01/22/26 09:48 | 01/26/26 20:18 | 1 |

### General Chemistry

| Analyte | Result | Qualifier | RL | MDL | Unit | D | Prepared | Analyzed | Dil Fac |
|---|---|---|---|---|---|---|---|---|---|
| Total Alkalinity as CaCO3 (SM 2320B-2011) | 95 | | 3.0 | 3.0 | mg/L | | | 01/27/26 11:06 | 1 |
| Bicarbonate Alkalinity as CaCO3 (SM 2320B-2011) | 95 | | 3.0 | 3.0 | mg/L | | | 01/27/26 11:06 | 1 |
| Carbonate Alkalinity as CaCO3 (SM 2320B-2011) | <3.0 | | 3.0 | 3.0 | mg/L | | | 01/27/26 11:06 | 1 |

# Client Sample Results

Client: Southern Company
Project/Site: Plant Wansley Landfill

Job ID: 705-55375-2

## Client Sample ID: WAN-GWC-14

**Lab Sample ID: 705-55375-7**

**Date Collected: 01/20/26 15:25**
**Date Received: 01/21/26 14:50**

**Matrix: Water**

### Method: SW846 6020B - Metals (ICP/MS) - Total Recoverable

| Analyte | Result | Qualifier | RL | MDL | Unit | D | Prepared | Analyzed | Dil Fac |
|---|---|---|---|---|---|---|---|---|---|
| Magnesium | 24 | | 0.10 | 0.016 | mg/L | | 01/22/26 09:48 | 01/23/26 00:59 | 1 |
| Potassium | 3.9 | B | 0.10 | 0.044 | mg/L | | 01/22/26 09:48 | 01/23/26 00:59 | 1 |
| Sodium | 6.3 | B | 0.50 | 0.25 | mg/L | | 01/22/26 09:48 | 01/26/26 20:02 | 1 |

### General Chemistry

| Analyte | Result | Qualifier | RL | MDL | Unit | D | Prepared | Analyzed | Dil Fac |
|---|---|---|---|---|---|---|---|---|---|
| Total Alkalinity as CaCO3 (SM 2320B-2011) | 30 | | 3.0 | 3.0 | mg/L | | | 01/27/26 11:06 | 1 |
| Bicarbonate Alkalinity as CaCO3 (SM 2320B-2011) | 30 | | 3.0 | 3.0 | mg/L | | | 01/27/26 11:06 | 1 |
| Carbonate Alkalinity as CaCO3 (SM 2320B-2011) | <3.0 | | 3.0 | 3.0 | mg/L | | | 01/27/26 11:06 | 1 |

## Client Sample ID: WAN-GWC-21

**Lab Sample ID: 705-55375-8**

**Date Collected: 01/20/26 15:34**
**Date Received: 01/21/26 14:50**

**Matrix: Water**

### Method: SW846 6020B - Metals (ICP/MS) - Total Recoverable

| Analyte | Result | Qualifier | RL | MDL | Unit | D | Prepared | Analyzed | Dil Fac |
|---|---|---|---|---|---|---|---|---|---|
| Magnesium | 2.5 | | 0.10 | 0.016 | mg/L | | 01/22/26 09:48 | 01/23/26 01:01 | 1 |
| Potassium | 0.61 | B | 0.10 | 0.044 | mg/L | | 01/22/26 09:48 | 01/23/26 01:01 | 1 |
| Sodium | 5.2 | B | 0.50 | 0.25 | mg/L | | 01/22/26 09:48 | 01/26/26 20:21 | 1 |

### General Chemistry

| Analyte | Result | Qualifier | RL | MDL | Unit | D | Prepared | Analyzed | Dil Fac |
|---|---|---|---|---|---|---|---|---|---|
| Total Alkalinity as CaCO3 (SM 2320B-2011) | 36 | | 3.0 | 3.0 | mg/L | | | 01/27/26 11:06 | 1 |
| Bicarbonate Alkalinity as CaCO3 (SM 2320B-2011) | 36 | | 3.0 | 3.0 | mg/L | | | 01/27/26 11:06 | 1 |
| Carbonate Alkalinity as CaCO3 (SM 2320B-2011) | <3.0 | | 3.0 | 3.0 | mg/L | | | 01/27/26 11:06 | 1 |

## Client Sample ID: WAN-GWC-22

**Lab Sample ID: 705-55375-9**

**Date Collected: 01/20/26 14:08**
**Date Received: 01/21/26 14:50**

**Matrix: Water**

### Method: SW846 6020B - Metals (ICP/MS) - Total Recoverable

| Analyte | Result | Qualifier | RL | MDL | Unit | D | Prepared | Analyzed | Dil Fac |
|---|---|---|---|---|---|---|---|---|---|
| Magnesium | 5.2 | | 0.10 | 0.016 | mg/L | | 01/22/26 09:48 | 01/23/26 01:04 | 1 |
| Potassium | 0.94 | B | 0.10 | 0.044 | mg/L | | 01/22/26 09:48 | 01/23/26 01:04 | 1 |
| Sodium | 9.8 | B | 0.50 | 0.25 | mg/L | | 01/22/26 09:48 | 01/26/26 20:44 | 1 |

### General Chemistry

| Analyte | Result | Qualifier | RL | MDL | Unit | D | Prepared | Analyzed | Dil Fac |
|---|---|---|---|---|---|---|---|---|---|
| Total Alkalinity as CaCO3 (SM 2320B-2011) | 67 | | 3.0 | 3.0 | mg/L | | | 01/27/26 11:06 | 1 |
| Bicarbonate Alkalinity as CaCO3 (SM 2320B-2011) | 67 | | 3.0 | 3.0 | mg/L | | | 01/27/26 11:06 | 1 |
| Carbonate Alkalinity as CaCO3 (SM 2320B-2011) | <3.0 | | 3.0 | 3.0 | mg/L | | | 01/27/26 11:06 | 1 |

# Client Sample Results

Client: Southern Company
Project/Site: Plant Wansley Landfill

Job ID: 705-55375-2

## Client Sample ID: WAN-GWC-20

**Lab Sample ID: 705-55375-12**

**Date Collected: 01/21/26 09:57**
**Matrix: Water**
**Date Received: 01/21/26 14:50**

### Method: SW846 6020B - Metals (ICP/MS) - Total Recoverable

| Analyte | Result | Qualifier | RL | MDL | Unit | D | Prepared | Analyzed | Dil Fac |
|---|---|---|---|---|---|---|---|---|---|
| Magnesium | 4.6 | | 0.10 | 0.016 | mg/L | | 01/22/26 09:48 | 01/23/26 01:12 | 1 |
| Potassium | 1.4 | B | 0.10 | 0.044 | mg/L | | 01/22/26 09:48 | 01/23/26 01:12 | 1 |
| Sodium | 11 | B | 0.50 | 0.25 | mg/L | | 01/22/26 09:48 | 01/26/26 20:52 | 1 |

### General Chemistry

| Analyte | Result | Qualifier | RL | MDL | Unit | D | Prepared | Analyzed | Dil Fac |
|---|---|---|---|---|---|---|---|---|---|
| Total Alkalinity as CaCO3 (SM 2320B-2011) | 59 | | 3.0 | 3.0 | mg/L | | | 01/27/26 11:06 | 1 |
| Bicarbonate Alkalinity as CaCO3 (SM 2320B-2011) | 59 | | 3.0 | 3.0 | mg/L | | | 01/27/26 11:06 | 1 |
| Carbonate Alkalinity as CaCO3 (SM 2320B-2011) | <3.0 | | 3.0 | 3.0 | mg/L | | | 01/27/26 11:06 | 1 |

## Client Sample ID: WAN-GWC-24

**Lab Sample ID: 705-55375-13**

**Date Collected: 01/21/26 09:48**
**Matrix: Water**
**Date Received: 01/21/26 14:50**

### Method: SW846 6020B - Metals (ICP/MS) - Total Recoverable

| Analyte | Result | Qualifier | RL | MDL | Unit | D | Prepared | Analyzed | Dil Fac |
|---|---|---|---|---|---|---|---|---|---|
| Magnesium | 1.4 | | 0.10 | 0.016 | mg/L | | 01/22/26 09:48 | 01/23/26 01:15 | 1 |
| Potassium | 0.84 | B | 0.10 | 0.044 | mg/L | | 01/22/26 09:48 | 01/23/26 01:15 | 1 |
| Sodium | 3.6 | B | 0.50 | 0.25 | mg/L | | 01/22/26 09:48 | 01/26/26 20:55 | 1 |

### General Chemistry

| Analyte | Result | Qualifier | RL | MDL | Unit | D | Prepared | Analyzed | Dil Fac |
|---|---|---|---|---|---|---|---|---|---|
| Total Alkalinity as CaCO3 (SM 2320B-2011) | 6.5 | | 3.0 | 3.0 | mg/L | | | 01/27/26 11:06 | 1 |
| Bicarbonate Alkalinity as CaCO3 (SM 2320B-2011) | 6.5 | | 3.0 | 3.0 | mg/L | | | 01/27/26 11:06 | 1 |
| Carbonate Alkalinity as CaCO3 (SM 2320B-2011) | <3.0 | | 3.0 | 3.0 | mg/L | | | 01/27/26 11:06 | 1 |

## Client Sample ID: WAN-GWA-3

**Lab Sample ID: 705-55375-14**

**Date Collected: 01/21/26 09:35**
**Matrix: Water**
**Date Received: 01/21/26 14:50**

### Method: SW846 6020B - Metals (ICP/MS) - Total Recoverable

| Analyte | Result | Qualifier | RL | MDL | Unit | D | Prepared | Analyzed | Dil Fac |
|---|---|---|---|---|---|---|---|---|---|
| Magnesium | 14 | | 0.10 | 0.016 | mg/L | | 01/22/26 09:48 | 01/23/26 01:38 | 1 |
| Potassium | 5.4 | B | 0.10 | 0.044 | mg/L | | 01/22/26 09:48 | 01/23/26 01:38 | 1 |
| Sodium | 11 | B | 0.50 | 0.25 | mg/L | | 01/22/26 09:48 | 01/26/26 20:00 | 1 |

## Client Sample ID: WAN-GWC-10

**Lab Sample ID: 705-55375-15**

**Date Collected: 01/21/26 10:37**
**Matrix: Water**
**Date Received: 01/21/26 14:50**

### Method: SW846 6020B - Metals (ICP/MS) - Total Recoverable

| Analyte | Result | Qualifier | RL | MDL | Unit | D | Prepared | Analyzed | Dil Fac |
|---|---|---|---|---|---|---|---|---|---|
| Magnesium | 5.5 | | 0.10 | 0.016 | mg/L | | 01/22/26 09:48 | 01/23/26 01:41 | 1 |
| Potassium | 1.4 | B | 0.10 | 0.044 | mg/L | | 01/22/26 09:48 | 01/23/26 01:41 | 1 |
| Sodium | 11 | B | 0.50 | 0.25 | mg/L | | 01/22/26 09:48 | 01/26/26 20:57 | 1 |

## Client Sample ID: WAN-GWC-10

**Lab Sample ID: 705-55375-15**

**Date Collected: 01/21/26 10:37**
**Matrix: Water**
**Date Received: 01/21/26 14:50**

### General Chemistry

| Analyte | Result | Qualifier | RL | MDL | Unit | D | Prepared | Analyzed | Dil Fac |
|---|---|---|---|---|---|---|---|---|---|
| Total Alkalinity as CaCO3 (SM 2320B-2011) | 50 | | 3.0 | 3.0 | mg/L | | | 01/27/26 11:06 | 1 |
| Bicarbonate Alkalinity as CaCO3 (SM 2320B-2011) | 50 | | 3.0 | 3.0 | mg/L | | | 01/27/26 11:06 | 1 |
| Carbonate Alkalinity as CaCO3 (SM 2320B-2011) | <3.0 | | 3.0 | 3.0 | mg/L | | | 01/27/26 11:06 | 1 |

## Client Sample ID: WAN-GWC-30

**Lab Sample ID: 705-55375-16**

**Date Collected: 01/21/26 10:20**
**Matrix: Water**
**Date Received: 01/21/26 14:50**

### Method: SW846 6020B - Metals (ICP/MS) - Total Recoverable

| Analyte | Result | Qualifier | RL | MDL | Unit | D | Prepared | Analyzed | Dil Fac |
|---|---|---|---|---|---|---|---|---|---|
| Magnesium | 1.5 | | 0.10 | 0.016 | mg/L | | 01/22/26 09:48 | 01/23/26 01:43 | 1 |
| Potassium | 1.8 | B | 0.10 | 0.044 | mg/L | | 01/22/26 09:48 | 01/23/26 01:43 | 1 |
| Sodium | 6.3 | B | 0.50 | 0.25 | mg/L | | 01/22/26 09:48 | 01/26/26 21:00 | 1 |

### General Chemistry

| Analyte | Result | Qualifier | RL | MDL | Unit | D | Prepared | Analyzed | Dil Fac |
|---|---|---|---|---|---|---|---|---|---|
| Total Alkalinity as CaCO3 (SM 2320B-2011) | 26 | | 3.0 | 3.0 | mg/L | | | 01/27/26 11:06 | 1 |
| Bicarbonate Alkalinity as CaCO3 (SM 2320B-2011) | 26 | | 3.0 | 3.0 | mg/L | | | 01/27/26 11:06 | 1 |
| Carbonate Alkalinity as CaCO3 (SM 2320B-2011) | <3.0 | | 3.0 | 3.0 | mg/L | | | 01/27/26 11:06 | 1 |

## Client Sample ID: WAN-GWC-5

**Lab Sample ID: 705-55666-1**

**Date Collected: 01/21/26 15:45**
**Matrix: Water**
**Date Received: 01/23/26 12:30**

### Method: SW846 6020B - Metals (ICP/MS) - Total Recoverable

| Analyte | Result | Qualifier | RL | MDL | Unit | D | Prepared | Analyzed | Dil Fac |
|---|---|---|---|---|---|---|---|---|---|
| Magnesium | 17 | | 0.10 | 0.016 | mg/L | | 01/23/26 16:37 | 01/28/26 03:34 | 1 |
| Potassium | 1.4 | | 0.10 | 0.044 | mg/L | | 01/23/26 16:37 | 01/28/26 03:34 | 1 |
| Sodium | 12 | | 0.50 | 0.25 | mg/L | | 01/23/26 16:37 | 01/28/26 03:34 | 1 |

### General Chemistry

| Analyte | Result | Qualifier | RL | MDL | Unit | D | Prepared | Analyzed | Dil Fac |
|---|---|---|---|---|---|---|---|---|---|
| Total Alkalinity as CaCO3 (SM 2320B-2011) | 150 | | 3.0 | 3.0 | mg/L | | | 01/30/26 13:40 | 1 |
| Bicarbonate Alkalinity as CaCO3 (SM 2320B-2011) | 150 | | 3.0 | 3.0 | mg/L | | | 01/30/26 13:40 | 1 |
| Carbonate Alkalinity as CaCO3 (SM 2320B-2011) | <3.0 | | 3.0 | 3.0 | mg/L | | | 01/30/26 13:40 | 1 |

## Client Sample ID: WAN-GWC-11

**Lab Sample ID: 705-55666-2**

**Date Collected: 01/21/26 15:48**
**Matrix: Water**
**Date Received: 01/23/26 12:30**

### Method: SW846 6020B - Metals (ICP/MS) - Total Recoverable

| Analyte | Result | Qualifier | RL | MDL | Unit | D | Prepared | Analyzed | Dil Fac |
|---|---|---|---|---|---|---|---|---|---|
| Magnesium | 3.4 | | 0.10 | 0.016 | mg/L | | 01/23/26 16:37 | 01/28/26 03:45 | 1 |
| Potassium | 2.5 | | 0.10 | 0.044 | mg/L | | 01/23/26 16:37 | 01/28/26 03:45 | 1 |
| Sodium | 2.0 | | 0.50 | 0.25 | mg/L | | 01/23/26 16:37 | 01/28/26 03:45 | 1 |

## Client Sample ID: WAN-GWC-11

**Lab Sample ID: 705-55666-2**

**Date Collected: 01/21/26 15:48**
**Matrix: Water**
**Date Received: 01/23/26 12:30**

### General Chemistry

| Analyte | Result | Qualifier | RL | MDL | Unit | D | Prepared | Analyzed | Dil Fac |
|---|---|---|---|---|---|---|---|---|---|
| Total Alkalinity as CaCO3 (SM 2320B-2011) | 96 | | 3.0 | 3.0 | mg/L | | | 01/30/26 13:40 | 1 |
| Bicarbonate Alkalinity as CaCO3 (SM 2320B-2011) | 96 | | 3.0 | 3.0 | mg/L | | | 01/30/26 13:40 | 1 |
| Carbonate Alkalinity as CaCO3 (SM 2320B-2011) | <3.0 | | 3.0 | 3.0 | mg/L | | | 01/30/26 13:40 | 1 |

## Client Sample ID: WAN-GWC-12

**Lab Sample ID: 705-55666-3**

**Date Collected: 01/21/26 14:20**
**Matrix: Water**
**Date Received: 01/23/26 12:30**

### Method: SW846 6020B - Metals (ICP/MS) - Total Recoverable

| Analyte | Result | Qualifier | RL | MDL | Unit | D | Prepared | Analyzed | Dil Fac |
|---|---|---|---|---|---|---|---|---|---|
| Magnesium | 8.3 | | 0.10 | 0.016 | mg/L | | 01/23/26 16:37 | 01/28/26 03:48 | 1 |
| Potassium | 3.9 | | 0.10 | 0.044 | mg/L | | 01/23/26 16:37 | 01/28/26 03:48 | 1 |
| Sodium | 12 | | 0.50 | 0.25 | mg/L | | 01/23/26 16:37 | 01/28/26 03:48 | 1 |

### General Chemistry

| Analyte | Result | Qualifier | RL | MDL | Unit | D | Prepared | Analyzed | Dil Fac |
|---|---|---|---|---|---|---|---|---|---|
| Total Alkalinity as CaCO3 (SM 2320B-2011) | 130 | | 3.0 | 3.0 | mg/L | | | 01/30/26 13:40 | 1 |
| Bicarbonate Alkalinity as CaCO3 (SM 2320B-2011) | 130 | | 3.0 | 3.0 | mg/L | | | 01/30/26 13:40 | 1 |
| Carbonate Alkalinity as CaCO3 (SM 2320B-2011) | <3.0 | | 3.0 | 3.0 | mg/L | | | 01/30/26 13:40 | 1 |

## Client Sample ID: WAN-GWC-13

**Lab Sample ID: 705-55666-4**

**Date Collected: 01/21/26 12:59**
**Matrix: Water**
**Date Received: 01/23/26 12:30**

### Method: SW846 6020B - Metals (ICP/MS) - Total Recoverable

| Analyte | Result | Qualifier | RL | MDL | Unit | D | Prepared | Analyzed | Dil Fac |
|---|---|---|---|---|---|---|---|---|---|
| Magnesium | 1.8 | | 0.10 | 0.016 | mg/L | | 01/23/26 16:37 | 01/28/26 04:09 | 1 |
| Potassium | 1.6 | | 0.10 | 0.044 | mg/L | | 01/23/26 16:37 | 01/28/26 04:09 | 1 |
| Sodium | 6.5 | | 0.50 | 0.25 | mg/L | | 01/23/26 16:37 | 01/28/26 04:09 | 1 |

### General Chemistry

| Analyte | Result | Qualifier | RL | MDL | Unit | D | Prepared | Analyzed | Dil Fac |
|---|---|---|---|---|---|---|---|---|---|
| Total Alkalinity as CaCO3 (SM 2320B-2011) | 30 | | 3.0 | 3.0 | mg/L | | | 01/30/26 13:40 | 1 |
| Bicarbonate Alkalinity as CaCO3 (SM 2320B-2011) | 30 | | 3.0 | 3.0 | mg/L | | | 01/30/26 13:40 | 1 |
| Carbonate Alkalinity as CaCO3 (SM 2320B-2011) | <3.0 | | 3.0 | 3.0 | mg/L | | | 01/30/26 13:40 | 1 |

## Client Sample ID: WAN-GWC-15

**Lab Sample ID: 705-55666-5**

**Date Collected: 01/21/26 13:18**
**Matrix: Water**
**Date Received: 01/23/26 12:30**

### Method: SW846 6020B - Metals (ICP/MS) - Total Recoverable

| Analyte | Result | Qualifier | RL | MDL | Unit | D | Prepared | Analyzed | Dil Fac |
|---|---|---|---|---|---|---|---|---|---|
| Magnesium | 2.6 | | 0.10 | 0.016 | mg/L | | 01/23/26 16:37 | 01/28/26 04:12 | 1 |
| Potassium | 1.8 | | 0.10 | 0.044 | mg/L | | 01/23/26 16:37 | 01/28/26 04:12 | 1 |
| Sodium | 8.8 | | 0.50 | 0.25 | mg/L | | 01/23/26 16:37 | 01/28/26 04:12 | 1 |

## Client Sample ID: WAN-GWC-15

**Lab Sample ID: 705-55666-5**

**Date Collected: 01/21/26 13:18**

**Matrix: Water**

**Date Received: 01/23/26 12:30**

### General Chemistry

| Analyte | Result | Qualifier | RL | MDL | Unit | D | Prepared | Analyzed | Dil Fac |
|---|---|---|---|---|---|---|---|---|---|
| Total Alkalinity as CaCO3 (SM 2320B-2011) | 48 | | 3.0 | 3.0 | mg/L | | | 01/30/26 13:40 | 1 |
| Bicarbonate Alkalinity as CaCO3 (SM 2320B-2011) | 48 | | 3.0 | 3.0 | mg/L | | | 01/30/26 13:40 | 1 |
| Carbonate Alkalinity as CaCO3 (SM 2320B-2011) | <3.0 | | 3.0 | 3.0 | mg/L | | | 01/30/26 13:40 | 1 |

## Client Sample ID: WAN-GWC-16

**Lab Sample ID: 705-55666-6**

**Date Collected: 01/21/26 14:21**

**Matrix: Water**

**Date Received: 01/23/26 12:30**

### Method: SW846 6020B - Metals (ICP/MS) - Total Recoverable

| Analyte | Result | Qualifier | RL | MDL | Unit | D | Prepared | Analyzed | Dil Fac |
|---|---|---|---|---|---|---|---|---|---|
| Magnesium | 4.2 | | 0.10 | 0.016 | mg/L | | 01/23/26 16:37 | 01/28/26 04:15 | 1 |
| Potassium | 0.75 | | 0.10 | 0.044 | mg/L | | 01/23/26 16:37 | 01/28/26 04:15 | 1 |
| Sodium | 10 | | 0.50 | 0.25 | mg/L | | 01/23/26 16:37 | 01/28/26 04:15 | 1 |

### General Chemistry

| Analyte | Result | Qualifier | RL | MDL | Unit | D | Prepared | Analyzed | Dil Fac |
|---|---|---|---|---|---|---|---|---|---|
| Total Alkalinity as CaCO3 (SM 2320B-2011) | 57 | | 3.0 | 3.0 | mg/L | | | 01/30/26 13:40 | 1 |
| Bicarbonate Alkalinity as CaCO3 (SM 2320B-2011) | 57 | | 3.0 | 3.0 | mg/L | | | 01/30/26 13:40 | 1 |
| Carbonate Alkalinity as CaCO3 (SM 2320B-2011) | <3.0 | | 3.0 | 3.0 | mg/L | | | 01/30/26 13:40 | 1 |

## Client Sample ID: WAN-GWC-17

**Lab Sample ID: 705-55666-7**

**Date Collected: 01/21/26 15:09**

**Matrix: Water**

**Date Received: 01/23/26 12:30**

### Method: SW846 6020B - Metals (ICP/MS) - Total Recoverable

| Analyte | Result | Qualifier | RL | MDL | Unit | D | Prepared | Analyzed | Dil Fac |
|---|---|---|---|---|---|---|---|---|---|
| Magnesium | 5.0 | | 0.10 | 0.016 | mg/L | | 01/23/26 16:37 | 01/28/26 04:17 | 1 |
| Potassium | 1.1 | | 0.10 | 0.044 | mg/L | | 01/23/26 16:37 | 01/28/26 04:17 | 1 |
| Sodium | 11 | | 0.50 | 0.25 | mg/L | | 01/23/26 16:37 | 01/28/26 04:17 | 1 |

### General Chemistry

| Analyte | Result | Qualifier | RL | MDL | Unit | D | Prepared | Analyzed | Dil Fac |
|---|---|---|---|---|---|---|---|---|---|
| Total Alkalinity as CaCO3 (SM 2320B-2011) | 77 | | 3.0 | 3.0 | mg/L | | | 01/30/26 13:40 | 1 |
| Bicarbonate Alkalinity as CaCO3 (SM 2320B-2011) | 77 | | 3.0 | 3.0 | mg/L | | | 01/30/26 13:40 | 1 |
| Carbonate Alkalinity as CaCO3 (SM 2320B-2011) | <3.0 | | 3.0 | 3.0 | mg/L | | | 01/30/26 13:40 | 1 |

## Client Sample ID: WAN-GWC-18

**Lab Sample ID: 705-55666-8**

**Date Collected: 01/21/26 13:53**

**Matrix: Water**

**Date Received: 01/23/26 12:30**

### Method: SW846 6020B - Metals (ICP/MS) - Total Recoverable

| Analyte | Result | Qualifier | RL | MDL | Unit | D | Prepared | Analyzed | Dil Fac |
|---|---|---|---|---|---|---|---|---|---|
| Magnesium | 4.0 | | 0.10 | 0.016 | mg/L | | 01/23/26 16:37 | 01/28/26 04:20 | 1 |
| Potassium | 1.3 | | 0.10 | 0.044 | mg/L | | 01/23/26 16:37 | 01/28/26 04:20 | 1 |
| Sodium | 11 | | 0.50 | 0.25 | mg/L | | 01/23/26 16:37 | 01/28/26 04:20 | 1 |

## Client Sample ID: WAN-GWC-18

**Lab Sample ID: 705-55666-8**

**Date Collected: 01/21/26 13:53**
**Matrix: Water**
**Date Received: 01/23/26 12:30**

### General Chemistry

| Analyte | Result | Qualifier | RL | MDL | Unit | D | Prepared | Analyzed | Dil Fac |
|---|---|---|---|---|---|---|---|---|---|
| Total Alkalinity as CaCO3 (SM 2320B-2011) | 61 | | 3.0 | 3.0 | mg/L | | | 01/30/26 13:40 | 1 |
| Bicarbonate Alkalinity as CaCO3 (SM 2320B-2011) | 61 | | 3.0 | 3.0 | mg/L | | | 01/30/26 13:40 | 1 |
| Carbonate Alkalinity as CaCO3 (SM 2320B-2011) | <3.0 | | 3.0 | 3.0 | mg/L | | | 01/30/26 13:40 | 1 |

## Client Sample ID: WAN-GWC-19

**Lab Sample ID: 705-55666-9**

**Date Collected: 01/21/26 11:42**
**Matrix: Water**
**Date Received: 01/23/26 12:30**

### Method: SW846 6020B - Metals (ICP/MS) - Total Recoverable

| Analyte | Result | Qualifier | RL | MDL | Unit | D | Prepared | Analyzed | Dil Fac |
|---|---|---|---|---|---|---|---|---|---|
| Magnesium | 3.7 | | 0.10 | 0.016 | mg/L | | 01/23/26 16:37 | 01/28/26 04:42 | 1 |
| Potassium | 1.1 | | 0.10 | 0.044 | mg/L | | 01/23/26 16:37 | 01/28/26 04:42 | 1 |
| Sodium | 5.7 | | 0.50 | 0.25 | mg/L | | 01/23/26 16:37 | 01/28/26 04:42 | 1 |

### General Chemistry

| Analyte | Result | Qualifier | RL | MDL | Unit | D | Prepared | Analyzed | Dil Fac |
|---|---|---|---|---|---|---|---|---|---|
| Total Alkalinity as CaCO3 (SM 2320B-2011) | 49 | | 3.0 | 3.0 | mg/L | | | 01/30/26 13:40 | 1 |
| Bicarbonate Alkalinity as CaCO3 (SM 2320B-2011) | 49 | | 3.0 | 3.0 | mg/L | | | 01/30/26 13:40 | 1 |
| Carbonate Alkalinity as CaCO3 (SM 2320B-2011) | <3.0 | | 3.0 | 3.0 | mg/L | | | 01/30/26 13:40 | 1 |

## Client Sample ID: WAN-GWC-25

**Lab Sample ID: 705-55666-10**

**Date Collected: 01/21/26 10:53**
**Matrix: Water**
**Date Received: 01/23/26 12:30**

### Method: SW846 6020B - Metals (ICP/MS) - Total Recoverable

| Analyte | Result | Qualifier | RL | MDL | Unit | D | Prepared | Analyzed | Dil Fac |
|---|---|---|---|---|---|---|---|---|---|
| Magnesium | 4.3 | | 0.10 | 0.016 | mg/L | | 01/23/26 16:37 | 01/28/26 04:44 | 1 |
| Potassium | 2.5 | | 0.10 | 0.044 | mg/L | | 01/23/26 16:37 | 01/28/26 04:44 | 1 |
| Sodium | 5.4 | | 0.50 | 0.25 | mg/L | | 01/23/26 16:37 | 01/28/26 04:44 | 1 |

### General Chemistry

| Analyte | Result | Qualifier | RL | MDL | Unit | D | Prepared | Analyzed | Dil Fac |
|---|---|---|---|---|---|---|---|---|---|
| Total Alkalinity as CaCO3 (SM 2320B-2011) | 34 | | 3.0 | 3.0 | mg/L | | | 01/30/26 13:40 | 1 |
| Bicarbonate Alkalinity as CaCO3 (SM 2320B-2011) | 34 | | 3.0 | 3.0 | mg/L | | | 01/30/26 13:40 | 1 |
| Carbonate Alkalinity as CaCO3 (SM 2320B-2011) | <3.0 | | 3.0 | 3.0 | mg/L | | | 01/30/26 13:40 | 1 |

## Client Sample ID: WAN-GWC-27

**Lab Sample ID: 705-55666-11**

**Date Collected: 01/21/26 12:30**
**Matrix: Water**
**Date Received: 01/23/26 12:30**

### Method: SW846 6020B - Metals (ICP/MS) - Total Recoverable

| Analyte | Result | Qualifier | RL | MDL | Unit | D | Prepared | Analyzed | Dil Fac |
|---|---|---|---|---|---|---|---|---|---|
| Magnesium | 0.75 | | 0.10 | 0.016 | mg/L | | 01/23/26 16:37 | 01/28/26 04:47 | 1 |
| Potassium | 4.4 | | 0.10 | 0.044 | mg/L | | 01/23/26 16:37 | 01/28/26 04:47 | 1 |
| Sodium | 3.6 | | 0.50 | 0.25 | mg/L | | 01/23/26 16:37 | 01/28/26 04:47 | 1 |

## Client Sample ID: WAN-GWC-27

**Lab Sample ID: 705-55666-11**

**Date Collected: 01/21/26 12:30**
**Matrix: Water**
**Date Received: 01/23/26 12:30**

### General Chemistry

| Analyte | Result | Qualifier | RL | MDL | Unit | D | Prepared | Analyzed | Dil Fac |
|---|---|---|---|---|---|---|---|---|---|
| Total Alkalinity as CaCO3 (SM 2320B-2011) | 13 | | 3.0 | 3.0 | mg/L | | | 01/30/26 13:40 | 1 |
| Bicarbonate Alkalinity as CaCO3 (SM 2320B-2011) | 13 | | 3.0 | 3.0 | mg/L | | | 01/30/26 13:40 | 1 |
| Carbonate Alkalinity as CaCO3 (SM 2320B-2011) | <3.0 | | 3.0 | 3.0 | mg/L | | | 01/30/26 13:40 | 1 |

## Client Sample ID: WAN-GWC-32

**Lab Sample ID: 705-55666-12**

**Date Collected: 01/21/26 13:23**
**Matrix: Water**
**Date Received: 01/23/26 12:30**

### Method: SW846 6020B - Metals (ICP/MS) - Total Recoverable

| Analyte | Result | Qualifier | RL | MDL | Unit | D | Prepared | Analyzed | Dil Fac |
|---|---|---|---|---|---|---|---|---|---|
| Magnesium | 3.3 | | 0.10 | 0.016 | mg/L | | 01/23/26 16:37 | 01/28/26 04:50 | 1 |
| Potassium | 1.9 | | 0.10 | 0.044 | mg/L | | 01/23/26 16:37 | 01/28/26 04:50 | 1 |
| Sodium | 10 | | 0.50 | 0.25 | mg/L | | 01/23/26 16:37 | 01/28/26 04:50 | 1 |

### General Chemistry

| Analyte | Result | Qualifier | RL | MDL | Unit | D | Prepared | Analyzed | Dil Fac |
|---|---|---|---|---|---|---|---|---|---|
| Total Alkalinity as CaCO3 (SM 2320B-2011) | 43 | | 3.0 | 3.0 | mg/L | | | 01/30/26 13:40 | 1 |
| Bicarbonate Alkalinity as CaCO3 (SM 2320B-2011) | 43 | | 3.0 | 3.0 | mg/L | | | 01/30/26 13:40 | 1 |
| Carbonate Alkalinity as CaCO3 (SM 2320B-2011) | <3.0 | | 3.0 | 3.0 | mg/L | | | 01/30/26 13:40 | 1 |

## Client Sample ID: WAN-GWC-7

**Lab Sample ID: 705-55740-1**

**Date Collected: 01/22/26 13:00**
**Matrix: Water**
**Date Received: 01/23/26 09:47**

### Method: SW846 6020B - Metals (ICP/MS) - Total Recoverable

| Analyte | Result | Qualifier | RL | MDL | Unit | D | Prepared | Analyzed | Dil Fac |
|---|---|---|---|---|---|---|---|---|---|
| Magnesium | 37 | | 0.10 | 0.016 | mg/L | | 01/26/26 11:54 | 01/28/26 02:10 | 1 |
| Potassium | 0.97 | | 0.10 | 0.044 | mg/L | | 01/26/26 11:54 | 01/28/26 02:10 | 1 |
| Sodium | 35 | | 0.50 | 0.25 | mg/L | | 01/26/26 11:54 | 01/28/26 02:10 | 1 |

### General Chemistry

| Analyte | Result | Qualifier | RL | MDL | Unit | D | Prepared | Analyzed | Dil Fac |
|---|---|---|---|---|---|---|---|---|---|
| Total Alkalinity as CaCO3 (SM 2320B-2011) | 250 | | 3.0 | 3.0 | mg/L | | | 02/02/26 09:22 | 1 |
| Bicarbonate Alkalinity as CaCO3 (SM 2320B-2011) | 250 | | 3.0 | 3.0 | mg/L | | | 02/02/26 09:22 | 1 |
| Carbonate Alkalinity as CaCO3 (SM 2320B-2011) | <3.0 | | 3.0 | 3.0 | mg/L | | | 02/02/26 09:22 | 1 |

## Client Sample ID: WAN-GWC-8

**Lab Sample ID: 705-55740-2**

**Date Collected: 01/22/26 11:28**
**Matrix: Water**
**Date Received: 01/23/26 09:47**

### Method: SW846 6020B - Metals (ICP/MS) - Total Recoverable

| Analyte | Result | Qualifier | RL | MDL | Unit | D | Prepared | Analyzed | Dil Fac |
|---|---|---|---|---|---|---|---|---|---|
| Magnesium | 14 | | 0.10 | 0.016 | mg/L | | 01/26/26 11:54 | 01/28/26 02:13 | 1 |
| Potassium | 1.6 | | 0.10 | 0.044 | mg/L | | 01/26/26 11:54 | 01/28/26 02:13 | 1 |
| Sodium | 8.3 | | 0.50 | 0.25 | mg/L | | 01/26/26 11:54 | 01/28/26 02:13 | 1 |

# Client Sample Results

Client: Southern Company
Project/Site: Plant Wansley Landfill

Job ID: 705-55375-2

## Client Sample ID: WAN-GWC-8

**Lab Sample ID: 705-55740-2**
**Date Collected: 01/22/26 11:28**
**Matrix: Water**
**Date Received: 01/23/26 09:47**

### General Chemistry

| Analyte | Result | Qualifier | RL | MDL | Unit | D | Prepared | Analyzed | Dil Fac |
|---|---|---|---|---|---|---|---|---|---|
| Total Alkalinity as CaCO3 (SM 2320B-2011) | 120 | | 3.0 | 3.0 | mg/L | | | 02/02/26 09:22 | 1 |
| Bicarbonate Alkalinity as CaCO3 (SM 2320B-2011) | 120 | | 3.0 | 3.0 | mg/L | | | 02/02/26 09:22 | 1 |
| Carbonate Alkalinity as CaCO3 (SM 2320B-2011) | <3.0 | | 3.0 | 3.0 | mg/L | | | 02/02/26 09:22 | 1 |

## Client Sample ID: WAN-GWC-9

**Lab Sample ID: 705-55740-3**
**Date Collected: 01/22/26 10:05**
**Matrix: Water**
**Date Received: 01/23/26 09:47**

### Method: SW846 6020B - Metals (ICP/MS) - Total Recoverable

| Analyte | Result | Qualifier | RL | MDL | Unit | D | Prepared | Analyzed | Dil Fac |
|---|---|---|---|---|---|---|---|---|---|
| Magnesium | 6.3 | | 0.10 | 0.016 | mg/L | | 01/26/26 11:54 | 01/28/26 02:37 | 1 |
| Potassium | 2.9 | | 0.10 | 0.044 | mg/L | | 01/26/26 11:54 | 01/28/26 02:37 | 1 |
| Sodium | 4.6 | | 0.50 | 0.25 | mg/L | | 01/26/26 11:54 | 01/28/26 02:37 | 1 |

### General Chemistry

| Analyte | Result | Qualifier | RL | MDL | Unit | D | Prepared | Analyzed | Dil Fac |
|---|---|---|---|---|---|---|---|---|---|
| Total Alkalinity as CaCO3 (SM 2320B-2011) | 38 | | 3.0 | 3.0 | mg/L | | | 02/02/26 09:22 | 1 |
| Bicarbonate Alkalinity as CaCO3 (SM 2320B-2011) | 38 | | 3.0 | 3.0 | mg/L | | | 02/02/26 09:22 | 1 |
| Carbonate Alkalinity as CaCO3 (SM 2320B-2011) | <3.0 | | 3.0 | 3.0 | mg/L | | | 02/02/26 09:22 | 1 |

## Client Sample ID: WAN-GWC-23

**Lab Sample ID: 705-55740-4**
**Date Collected: 01/22/26 12:05**
**Matrix: Water**
**Date Received: 01/23/26 09:47**

### Method: SW846 6020B - Metals (ICP/MS) - Total Recoverable

| Analyte | Result | Qualifier | RL | MDL | Unit | D | Prepared | Analyzed | Dil Fac |
|---|---|---|---|---|---|---|---|---|---|
| Magnesium | 1.7 | | 0.10 | 0.016 | mg/L | | 01/26/26 11:54 | 01/28/26 02:40 | 1 |
| Potassium | 1.5 | | 0.10 | 0.044 | mg/L | | 01/26/26 11:54 | 01/28/26 02:40 | 1 |
| Sodium | 4.4 | | 0.50 | 0.25 | mg/L | | 01/26/26 11:54 | 01/28/26 02:40 | 1 |

### General Chemistry

| Analyte | Result | Qualifier | RL | MDL | Unit | D | Prepared | Analyzed | Dil Fac |
|---|---|---|---|---|---|---|---|---|---|
| Total Alkalinity as CaCO3 (SM 2320B-2011) | 35 | | 3.0 | 3.0 | mg/L | | | 02/02/26 09:22 | 1 |
| Bicarbonate Alkalinity as CaCO3 (SM 2320B-2011) | 35 | | 3.0 | 3.0 | mg/L | | | 02/02/26 09:22 | 1 |
| Carbonate Alkalinity as CaCO3 (SM 2320B-2011) | <3.0 | | 3.0 | 3.0 | mg/L | | | 02/02/26 09:22 | 1 |

## Client Sample ID: WAN-GWC-26

**Lab Sample ID: 705-55740-5**
**Date Collected: 01/22/26 10:15**
**Matrix: Water**
**Date Received: 01/23/26 09:47**

### Method: SW846 6020B - Metals (ICP/MS) - Total Recoverable

| Analyte | Result | Qualifier | RL | MDL | Unit | D | Prepared | Analyzed | Dil Fac |
|---|---|---|---|---|---|---|---|---|---|
| Magnesium | 2.1 | | 0.10 | 0.016 | mg/L | | 01/26/26 11:54 | 01/28/26 02:43 | 1 |
| Potassium | 2.3 | | 0.10 | 0.044 | mg/L | | 01/26/26 11:54 | 01/28/26 02:43 | 1 |
| Sodium | 3.6 | | 0.50 | 0.25 | mg/L | | 01/26/26 11:54 | 01/28/26 02:43 | 1 |

## Client Sample ID: WAN-GWC-26

**Lab Sample ID: 705-55740-5**

**Date Collected: 01/22/26 10:15**

**Matrix: Water**

**Date Received: 01/23/26 09:47**

### General Chemistry

| Analyte | Result | Qualifier | RL | MDL | Unit | D | Prepared | Analyzed | Dil Fac |
|---|---|---|---|---|---|---|---|---|---|
| Total Alkalinity as CaCO3 (SM 2320B-2011) | 13 | | 3.0 | 3.0 | mg/L | | | 02/02/26 09:22 | 1 |
| Bicarbonate Alkalinity as CaCO3 (SM 2320B-2011) | 13 | | 3.0 | 3.0 | mg/L | | | 02/02/26 09:22 | 1 |
| Carbonate Alkalinity as CaCO3 (SM 2320B-2011) | <3.0 | | 3.0 | 3.0 | mg/L | | | 02/02/26 09:22 | 1 |

## Client Sample ID: WAN-GWC-33

**Lab Sample ID: 705-55740-6**

**Date Collected: 01/22/26 10:04**

**Matrix: Water**

**Date Received: 01/23/26 09:47**

### Method: SW846 6020B - Metals (ICP/MS) - Total Recoverable

| Analyte | Result | Qualifier | RL | MDL | Unit | D | Prepared | Analyzed | Dil Fac |
|---|---|---|---|---|---|---|---|---|---|
| Magnesium | 1.4 | | 0.10 | 0.016 | mg/L | | 01/26/26 11:54 | 01/28/26 02:45 | 1 |
| Potassium | 2.4 | | 0.10 | 0.044 | mg/L | | 01/26/26 11:54 | 01/28/26 02:45 | 1 |
| Sodium | 11 | | 0.50 | 0.25 | mg/L | | 01/26/26 11:54 | 01/28/26 02:45 | 1 |

### General Chemistry

| Analyte | Result | Qualifier | RL | MDL | Unit | D | Prepared | Analyzed | Dil Fac |
|---|---|---|---|---|---|---|---|---|---|
| Total Alkalinity as CaCO3 (SM 2320B-2011) | 38 | | 3.0 | 3.0 | mg/L | | | 02/02/26 09:22 | 1 |
| Bicarbonate Alkalinity as CaCO3 (SM 2320B-2011) | 38 | | 3.0 | 3.0 | mg/L | | | 02/02/26 09:22 | 1 |
| Carbonate Alkalinity as CaCO3 (SM 2320B-2011) | <3.0 | | 3.0 | 3.0 | mg/L | | | 02/02/26 09:22 | 1 |

## Client Sample ID: WAN-GWC-34

**Lab Sample ID: 705-55740-7**

**Date Collected: 01/22/26 10:58**

**Matrix: Water**

**Date Received: 01/23/26 09:47**

### Method: SW846 6020B - Metals (ICP/MS) - Total Recoverable

| Analyte | Result | Qualifier | RL | MDL | Unit | D | Prepared | Analyzed | Dil Fac |
|---|---|---|---|---|---|---|---|---|---|
| Magnesium | 1.6 | | 0.10 | 0.016 | mg/L | | 01/26/26 11:54 | 01/28/26 02:48 | 1 |
| Potassium | 1.9 | | 0.10 | 0.044 | mg/L | | 01/26/26 11:54 | 01/28/26 02:48 | 1 |
| Sodium | 5.0 | | 0.50 | 0.25 | mg/L | | 01/26/26 11:54 | 01/28/26 02:48 | 1 |

### General Chemistry

| Analyte | Result | Qualifier | RL | MDL | Unit | D | Prepared | Analyzed | Dil Fac |
|---|---|---|---|---|---|---|---|---|---|
| Total Alkalinity as CaCO3 (SM 2320B-2011) | 29 | | 3.0 | 3.0 | mg/L | | | 02/02/26 09:22 | 1 |
| Bicarbonate Alkalinity as CaCO3 (SM 2320B-2011) | 29 | | 3.0 | 3.0 | mg/L | | | 02/02/26 09:22 | 1 |
| Carbonate Alkalinity as CaCO3 (SM 2320B-2011) | <3.0 | | 3.0 | 3.0 | mg/L | | | 02/02/26 09:22 | 1 |

## Client Sample ID: WAN-GWC-35

**Lab Sample ID: 705-55740-8**

**Date Collected: 01/22/26 12:38**

**Matrix: Water**

**Date Received: 01/23/26 09:47**

### Method: SW846 6020B - Metals (ICP/MS) - Total Recoverable

| Analyte | Result | Qualifier | RL | MDL | Unit | D | Prepared | Analyzed | Dil Fac |
|---|---|---|---|---|---|---|---|---|---|
| Magnesium | 6.7 | | 0.10 | 0.016 | mg/L | | 01/26/26 11:54 | 01/28/26 02:51 | 1 |
| Potassium | 2.8 | | 0.10 | 0.044 | mg/L | | 01/26/26 11:54 | 01/28/26 02:51 | 1 |
| Sodium | 5.4 | | 0.50 | 0.25 | mg/L | | 01/26/26 11:54 | 01/28/26 02:51 | 1 |

# Client Sample Results

Client: Southern Company
Project/Site: Plant Wansley Landfill

Job ID: 705-55375-2

## Client Sample ID: WAN-GWC-35

**Lab Sample ID: 705-55740-8**

**Date Collected: 01/22/26 12:38**

**Matrix: Water**

**Date Received: 01/23/26 09:47**

### General Chemistry

| Analyte | Result | Qualifier | RL | MDL | Unit | D | Prepared | Analyzed | Dil Fac |
|---|---|---|---|---|---|---|---|---|---|
| **Total Alkalinity as CaCO3 (SM 2320B-2011)** | **12** | | 3.0 | 3.0 | mg/L | | | 02/02/26 09:22 | 1 |
| **Bicarbonate Alkalinity as CaCO3 (SM 2320B-2011)** | **12** | | 3.0 | 3.0 | mg/L | | | 02/02/26 09:22 | 1 |
| Carbonate Alkalinity as CaCO3 (SM 2320B-2011) | <3.0 | | 3.0 | 3.0 | mg/L | | | 02/02/26 09:22 | 1 |

# Method Summary

Client: Southern Company
Project/Site: Plant Wansley Landfill

Job ID: 705-55375-2

| Method | Method Description | Protocol | Laboratory |
|---|---|---|---|
| 6020B | Metals (ICP/MS) | SW846 | EET ATL |
| 2320B-2011 | Alkalinity, Total | SM | EET ATL |
| 3005A | Preparation, Total Recoverable or Dissolved Metals | SW846 | EET ATL |

**Protocol References:**

SM = "Standard Methods For The Examination Of Water And Wastewater"

SW846 = "Test Methods For Evaluating Solid Waste, Physical/Chemical Methods", Third Edition, November 1986 And Its Updates.

**Laboratory References:**

EET ATL = Eurofins Atlanta, 3080 Presidential Dr, Atlanta, GA 30340, TEL (770)457-8177

# QC Sample Results

Client: Southern Company
Project/Site: Plant Wansley Landfill

Job ID: 705-55375-2

## Method: 6020B - Metals (ICP/MS)

**Lab Sample ID: MB 705-109295/1-A**
**Matrix: Water**
**Analysis Batch: 109719**

**Client Sample ID: Method Blank**
**Prep Type: Total Recoverable**
**Prep Batch: 109295**

| Analyte | MB Result | MB Qualifier | RL | MDL | Unit | D | Prepared | Analyzed | Dil Fac |
|---|---|---|---|---|---|---|---|---|---|
| Magnesium | <0.016 | | 0.10 | 0.016 | mg/L | | 01/22/26 09:48 | 01/23/26 00:08 | 1 |
| Potassium | 0.0452 | J | 0.10 | 0.044 | mg/L | | 01/22/26 09:48 | 01/23/26 00:08 | 1 |
| Sodium | 0.892 | | 0.50 | 0.25 | mg/L | | 01/22/26 09:48 | 01/23/26 00:08 | 1 |

**Lab Sample ID: MB 705-109295/1-A**
**Matrix: Water**
**Analysis Batch: 110331**

**Client Sample ID: Method Blank**
**Prep Type: Total Recoverable**
**Prep Batch: 109295**

| Analyte | MB Result | MB Qualifier | RL | MDL | Unit | D | Prepared | Analyzed | Dil Fac |
|---|---|---|---|---|---|---|---|---|---|
| Sodium | 0.392 | J | 0.50 | 0.25 | mg/L | | 01/22/26 09:48 | 01/26/26 19:36 | 1 |

**Lab Sample ID: LCS 705-109295/2-A**
**Matrix: Water**
**Analysis Batch: 109719**

**Client Sample ID: Lab Control Sample**
**Prep Type: Total Recoverable**
**Prep Batch: 109295**

| Analyte | Spike Added | LCS Result | LCS Qualifier | Unit | D | %Rec | %Rec Limits |
|---|---|---|---|---|---|---|---|
| Magnesium | 1.00 | 1.05 | | mg/L | | 105 | 80 - 120 |
| Potassium | 1.00 | 1.01 | | mg/L | | 101 | 80 - 120 |
| Sodium | 1.00 | 1.17 | | mg/L | | 117 | 80 - 120 |

**Lab Sample ID: 705-55375-1 MS**
**Matrix: Water**
**Analysis Batch: 109719**

**Client Sample ID: WAN-GWA-1**
**Prep Type: Total Recoverable**
**Prep Batch: 109295**

| Analyte | Sample Result | Sample Qualifier | Spike Added | MS Result | MS Qualifier | Unit | D | %Rec | %Rec Limits |
|---|---|---|---|---|---|---|---|---|---|
| Magnesium | 0.80 | | 1.00 | 1.70 | | mg/L | | 90 | 75 - 125 |
| Potassium | 1.1 | B | 1.00 | 1.95 | | mg/L | | 83 | 75 - 125 |
| Sodium | 1.5 | B | 1.00 | 2.45 | | mg/L | | 92 | 75 - 125 |

**Lab Sample ID: 705-55375-1 MSD**
**Matrix: Water**
**Analysis Batch: 109719**

**Client Sample ID: WAN-GWA-1**
**Prep Type: Total Recoverable**
**Prep Batch: 109295**

| Analyte | Sample Result | Sample Qualifier | Spike Added | MSD Result | MSD Qualifier | Unit | D | %Rec | %Rec Limits | RPD | RPD Limit |
|---|---|---|---|---|---|---|---|---|---|---|---|
| Magnesium | 0.80 | | 1.00 | 1.82 | | mg/L | | 102 | 75 - 125 | 7 | 20 |
| Potassium | 1.1 | B | 1.00 | 2.12 | | mg/L | | 100 | 75 - 125 | 9 | 20 |
| Sodium | 1.5 | B | 1.00 | 2.43 | | mg/L | | 90 | 75 - 125 | 1 | 20 |

**Lab Sample ID: MB 705-109826/1-A**
**Matrix: Water**
**Analysis Batch: 110577**

**Client Sample ID: Method Blank**
**Prep Type: Total Recoverable**
**Prep Batch: 109826**

| Analyte | MB Result | MB Qualifier | RL | MDL | Unit | D | Prepared | Analyzed | Dil Fac |
|---|---|---|---|---|---|---|---|---|---|
| Magnesium | <0.016 | | 0.10 | 0.016 | mg/L | | 01/23/26 16:37 | 01/28/26 03:29 | 1 |
| Potassium | <0.044 | | 0.10 | 0.044 | mg/L | | 01/23/26 16:37 | 01/28/26 03:29 | 1 |
| Sodium | <0.25 | | 0.50 | 0.25 | mg/L | | 01/23/26 16:37 | 01/28/26 03:29 | 1 |

## Method: 6020B - Metals (ICP/MS) (Continued)

**Lab Sample ID: LCS 705-109826/2-A** — **Client Sample ID: Lab Control Sample**
**Matrix: Water** — **Prep Type: Total Recoverable**
**Analysis Batch: 110577** — **Prep Batch: 109826**

| Analyte | Spike Added | LCS Result | LCS Qualifier | Unit | D | %Rec | %Rec Limits |
|---|---|---|---|---|---|---|---|
| Magnesium | 1.00 | 1.08 | | mg/L | | 108 | 80 - 120 |
| Potassium | 1.00 | 0.993 | | mg/L | | 99 | 80 - 120 |
| Sodium | 1.00 | 1.01 | | mg/L | | 101 | 80 - 120 |

**Lab Sample ID: 705-55666-1 MS** — **Client Sample ID: WAN-GWC-5**
**Matrix: Water** — **Prep Type: Total Recoverable**
**Analysis Batch: 110577** — **Prep Batch: 109826**

| Analyte | Sample Result | Sample Qualifier | Spike Added | MS Result | MS Qualifier | Unit | D | %Rec | %Rec Limits |
|---|---|---|---|---|---|---|---|---|---|
| Magnesium | 17 | | 1.00 | 18.7 | 4 | mg/L | | 171 | 75 - 125 |
| Potassium | 1.4 | | 1.00 | 2.47 | | mg/L | | 108 | 75 - 125 |
| Sodium | 12 | | 1.00 | 13.6 | 4 | mg/L | | 120 | 75 - 125 |

**Lab Sample ID: 705-55666-1 MSD** — **Client Sample ID: WAN-GWC-5**
**Matrix: Water** — **Prep Type: Total Recoverable**
**Analysis Batch: 110577** — **Prep Batch: 109826**

| Analyte | Sample Result | Sample Qualifier | Spike Added | MSD Result | MSD Qualifier | Unit | D | %Rec | %Rec Limits | RPD | RPD Limit |
|---|---|---|---|---|---|---|---|---|---|---|---|
| Magnesium | 17 | | 1.00 | 18.3 | 4 | mg/L | | 123 | 75 - 125 | 3 | 20 |
| Potassium | 1.4 | | 1.00 | 2.34 | | mg/L | | 95 | 75 - 125 | 5 | 20 |
| Sodium | 12 | | 1.00 | 14.0 | 4 | mg/L | | 153 | 75 - 125 | 2 | 20 |

**Lab Sample ID: MB 705-110012/1-A** — **Client Sample ID: Method Blank**
**Matrix: Water** — **Prep Type: Total Recoverable**
**Analysis Batch: 110576** — **Prep Batch: 110012**

| Analyte | MB Result | MB Qualifier | RL | MDL | Unit | D | Prepared | Analyzed | Dil Fac |
|---|---|---|---|---|---|---|---|---|---|
| Magnesium | <0.016 | | 0.10 | 0.016 | mg/L | | 01/26/26 11:54 | 01/28/26 01:22 | 1 |
| Potassium | <0.044 | | 0.10 | 0.044 | mg/L | | 01/26/26 11:54 | 01/28/26 01:22 | 1 |
| Sodium | <0.25 | | 0.50 | 0.25 | mg/L | | 01/26/26 11:54 | 01/28/26 01:22 | 1 |

**Lab Sample ID: LCS 705-110012/2-A** — **Client Sample ID: Lab Control Sample**
**Matrix: Water** — **Prep Type: Total Recoverable**
**Analysis Batch: 110576** — **Prep Batch: 110012**

| Analyte | Spike Added | LCS Result | LCS Qualifier | Unit | D | %Rec | %Rec Limits |
|---|---|---|---|---|---|---|---|
| Magnesium | 1.00 | 1.06 | | mg/L | | 106 | 80 - 120 |
| Potassium | 1.00 | 0.998 | | mg/L | | 100 | 80 - 120 |
| Sodium | 1.00 | 1.01 | | mg/L | | 101 | 80 - 120 |

**Lab Sample ID: 705-55752-G-5-B MS** — **Client Sample ID: Matrix Spike**
**Matrix: Water** — **Prep Type: Total Recoverable**
**Analysis Batch: 110576** — **Prep Batch: 110012**

| Analyte | Sample Result | Sample Qualifier | Spike Added | MS Result | MS Qualifier | Unit | D | %Rec | %Rec Limits |
|---|---|---|---|---|---|---|---|---|---|
| Magnesium | <0.016 | | 1.00 | 1.03 | | mg/L | | 103 | 75 - 125 |
| Potassium | <0.044 | | 1.00 | 0.969 | | mg/L | | 97 | 75 - 125 |
| Sodium | 0.27 | J | 1.00 | 1.25 | | mg/L | | 98 | 75 - 125 |

## Method: 6020B - Metals (ICP/MS) (Continued)

**Lab Sample ID: 705-55752-G-5-C MSD** — **Client Sample ID: Matrix Spike Duplicate**
**Matrix: Water** — **Prep Type: Total Recoverable**
**Analysis Batch: 110576** — **Prep Batch: 110012**

| Analyte | Sample Result | Sample Qualifier | Spike Added | MSD Result | MSD Qualifier | Unit | D | %Rec | %Rec Limits | RPD | RPD Limit |
|---|---|---|---|---|---|---|---|---|---|---|---|
| Magnesium | <0.016 | | 1.00 | 1.11 | | mg/L | | 111 | 75 - 125 | 8 | 20 |
| Potassium | <0.044 | | 1.00 | 1.09 | | mg/L | | 109 | 75 - 125 | 12 | 20 |
| Sodium | 0.27 | J | 1.00 | 1.27 | | mg/L | | 100 | 75 - 125 | 2 | 20 |

## Method: 2320B-2011 - Alkalinity, Total

**Lab Sample ID: LCS 705-110230/1** — **Client Sample ID: Lab Control Sample**
**Matrix: Water** — **Prep Type: Total/NA**
**Analysis Batch: 110230**

| Analyte | Spike Added | LCS Result | LCS Qualifier | Unit | D | %Rec | %Rec Limits |
|---|---|---|---|---|---|---|---|
| Total Alkalinity as CaCO3 | 125 | 133 | | mg/L | | 107 | 90 - 110 |

**Lab Sample ID: 705-55375-3 DU** — **Client Sample ID: WAN-GWA-4**
**Matrix: Water** — **Prep Type: Total/NA**
**Analysis Batch: 110230**

| Analyte | Sample Result | Sample Qualifier | DU Result | DU Qualifier | Unit | D | RPD | RPD Limit |
|---|---|---|---|---|---|---|---|---|
| Total Alkalinity as CaCO3 | 120 | | 106 | | mg/L | | 15 | 30 |
| Bicarbonate Alkalinity as CaCO3 | 120 | | 106 | | mg/L | | 15 | 30 |
| Carbonate Alkalinity as CaCO3 | <3.0 | | <3.0 | | mg/L | | NC | 30 |

**Lab Sample ID: LCS 705-111168/1** — **Client Sample ID: Lab Control Sample**
**Matrix: Water** — **Prep Type: Total/NA**
**Analysis Batch: 111168**

| Analyte | Spike Added | LCS Result | LCS Qualifier | Unit | D | %Rec | %Rec Limits |
|---|---|---|---|---|---|---|---|
| Total Alkalinity as CaCO3 | 125 | 133 | | mg/L | | 106 | 90 - 110 |

**Lab Sample ID: 705-55641-C-1 DU** — **Client Sample ID: Duplicate**
**Matrix: Water** — **Prep Type: Total/NA**
**Analysis Batch: 111168**

| Analyte | Sample Result | Sample Qualifier | DU Result | DU Qualifier | Unit | D | RPD | RPD Limit |
|---|---|---|---|---|---|---|---|---|
| Total Alkalinity as CaCO3 | 350 | | 352 | | mg/L | | 0.06 | 30 |
| Bicarbonate Alkalinity as CaCO3 | 350 | | 352 | | mg/L | | 0.06 | 30 |
| Carbonate Alkalinity as CaCO3 | <3.0 | | <3.0 | | mg/L | | NC | 30 |

**Lab Sample ID: LCS 705-111365/1** — **Client Sample ID: Lab Control Sample**
**Matrix: Water** — **Prep Type: Total/NA**
**Analysis Batch: 111365**

| Analyte | Spike Added | LCS Result | LCS Qualifier | Unit | D | %Rec | %Rec Limits |
|---|---|---|---|---|---|---|---|
| Total Alkalinity as CaCO3 | 125 | 137 | | mg/L | | 109 | 90 - 110 |

## Method: 2320B-2011 - Alkalinity, Total (Continued)

**Lab Sample ID: 705-55567-D-1 DU**
**Matrix: Water**
**Analysis Batch: 111365**

**Client Sample ID: Duplicate**
**Prep Type: Total/NA**

| Analyte | Sample Result | Sample Qualifier | | DU Result | DU Qualifier | Unit | D | | | RPD | RPD Limit |
|---|---|---|---|---|---|---|---|---|---|---|---|
| Total Alkalinity as CaCO3 | 41 | | | 48.8 | | mg/L | | | | 18 | 30 |
| Bicarbonate Alkalinity as CaCO3 | 41 | | | 48.8 | | mg/L | | | | 18 | 30 |
| Carbonate Alkalinity as CaCO3 | <3.0 | | | <3.0 | | mg/L | | | | NC | 30 |

# Lab Chronicle

Client: Southern Company
Project/Site: Plant Wansley Landfill

Job ID: 705-55375-2

## Client Sample ID: WAN-GWA-1

**Lab Sample ID: 705-55375-1**
**Date Collected: 01/20/26 12:21**
**Matrix: Water**
**Date Received: 01/21/26 14:50**

| Prep Type | Batch Type | Batch Method | Run | Dilution Factor | Batch Number | Analyst | Lab | Prepared or Analyzed |
|---|---|---|---|---|---|---|---|---|
| Total Recoverable | Prep | 3005A | | | 109295 | TR | EET ATL | 01/22/26 09:48 |
| Total Recoverable | Analysis | 6020B | | 1 | 109719 | IF | EET ATL | 01/23/26 00:14 |
| Total Recoverable | Prep | 3005A | | | 109295 | TR | EET ATL | 01/22/26 09:48 |
| Total Recoverable | Analysis | 6020B | | 1 | 110331 | IF | EET ATL | 01/26/26 20:05 |
| Total/NA | Analysis | 2320B-2011 | | 1 | 110302 | AH | EET ATL | 01/27/26 11:06 |

## Client Sample ID: WAN-GWA-2

**Lab Sample ID: 705-55375-2**
**Date Collected: 01/20/26 12:20**
**Matrix: Water**
**Date Received: 01/21/26 14:50**

| Prep Type | Batch Type | Batch Method | Run | Dilution Factor | Batch Number | Analyst | Lab | Prepared or Analyzed |
|---|---|---|---|---|---|---|---|---|
| Total Recoverable | Prep | 3005A | | | 109295 | TR | EET ATL | 01/22/26 09:48 |
| Total Recoverable | Analysis | 6020B | | 1 | 109719 | IF | EET ATL | 01/23/26 00:25 |
| Total Recoverable | Prep | 3005A | | | 109295 | TR | EET ATL | 01/22/26 09:48 |
| Total Recoverable | Analysis | 6020B | | 1 | 110331 | IF | EET ATL | 01/26/26 20:08 |
| Total/NA | Analysis | 2320B-2011 | | 1 | 110302 | AH | EET ATL | 01/27/26 11:06 |

## Client Sample ID: WAN-GWA-4

**Lab Sample ID: 705-55375-3**
**Date Collected: 01/20/26 13:45**
**Matrix: Water**
**Date Received: 01/21/26 14:50**

| Prep Type | Batch Type | Batch Method | Run | Dilution Factor | Batch Number | Analyst | Lab | Prepared or Analyzed |
|---|---|---|---|---|---|---|---|---|
| Total Recoverable | Prep | 3005A | | | 109295 | TR | EET ATL | 01/22/26 09:48 |
| Total Recoverable | Analysis | 6020B | | 1 | 109719 | IF | EET ATL | 01/23/26 00:27 |
| Total Recoverable | Prep | 3005A | | | 109295 | TR | EET ATL | 01/22/26 09:48 |
| Total Recoverable | Analysis | 6020B | | 1 | 110331 | IF | EET ATL | 01/26/26 20:10 |
| Total/NA | Analysis | 2320B-2011 | | 1 | 110230 | AH | EET ATL | 01/27/26 11:06 |

## Client Sample ID: WAN-GWA-28

**Lab Sample ID: 705-55375-4**
**Date Collected: 01/20/26 13:33**
**Matrix: Water**
**Date Received: 01/21/26 14:50**

| Prep Type | Batch Type | Batch Method | Run | Dilution Factor | Batch Number | Analyst | Lab | Prepared or Analyzed |
|---|---|---|---|---|---|---|---|---|
| Total Recoverable | Prep | 3005A | | | 109295 | TR | EET ATL | 01/22/26 09:48 |
| Total Recoverable | Analysis | 6020B | | 1 | 109719 | IF | EET ATL | 01/23/26 00:30 |
| Total Recoverable | Prep | 3005A | | | 109295 | TR | EET ATL | 01/22/26 09:48 |
| Total Recoverable | Analysis | 6020B | | 1 | 110331 | IF | EET ATL | 01/26/26 20:13 |
| Total Recoverable | Prep | 3005A | | | 109295 | TR | EET ATL | 01/22/26 09:48 |
| Total Recoverable | Analysis | 6020B | | 20 | 111321 | IF | EET ATL | 01/30/26 17:26 |
| Total/NA | Analysis | 2320B-2011 | | 1 | 110230 | AH | EET ATL | 01/27/26 11:06 |

# Lab Chronicle

Client: Southern Company
Project/Site: Plant Wansley Landfill

Job ID: 705-55375-2

## Client Sample ID: WAN-GWA-29

**Lab Sample ID: 705-55375-5**
**Date Collected: 01/20/26 15:10**
**Matrix: Water**
**Date Received: 01/21/26 14:50**

| Prep Type | Batch Type | Batch Method | Run | Dilution Factor | Batch Number | Analyst | Lab | Prepared or Analyzed |
|---|---|---|---|---|---|---|---|---|
| Total Recoverable | Prep | 3005A | | | 109295 | TR | EET ATL | 01/22/26 09:48 |
| Total Recoverable | Analysis | 6020B | | 1 | 109719 | IF | EET ATL | 01/23/26 00:54 |
| Total Recoverable | Prep | 3005A | | | 109295 | TR | EET ATL | 01/22/26 09:48 |
| Total Recoverable | Analysis | 6020B | | 1 | 110331 | IF | EET ATL | 01/26/26 20:15 |
| Total/NA | Analysis | 2320B-2011 | | 1 | 110230 | AH | EET ATL | 01/27/26 11:06 |

## Client Sample ID: WAN-GWC-6

**Lab Sample ID: 705-55375-6**
**Date Collected: 01/20/26 16:19**
**Matrix: Water**
**Date Received: 01/21/26 14:50**

| Prep Type | Batch Type | Batch Method | Run | Dilution Factor | Batch Number | Analyst | Lab | Prepared or Analyzed |
|---|---|---|---|---|---|---|---|---|
| Total Recoverable | Prep | 3005A | | | 109295 | TR | EET ATL | 01/22/26 09:48 |
| Total Recoverable | Analysis | 6020B | | 1 | 109719 | IF | EET ATL | 01/23/26 00:56 |
| Total Recoverable | Prep | 3005A | | | 109295 | TR | EET ATL | 01/22/26 09:48 |
| Total Recoverable | Analysis | 6020B | | 1 | 110331 | IF | EET ATL | 01/26/26 20:18 |
| Total/NA | Analysis | 2320B-2011 | | 1 | 110230 | AH | EET ATL | 01/27/26 11:06 |

## Client Sample ID: WAN-GWC-14

**Lab Sample ID: 705-55375-7**
**Date Collected: 01/20/26 15:25**
**Matrix: Water**
**Date Received: 01/21/26 14:50**

| Prep Type | Batch Type | Batch Method | Run | Dilution Factor | Batch Number | Analyst | Lab | Prepared or Analyzed |
|---|---|---|---|---|---|---|---|---|
| Total Recoverable | Prep | 3005A | | | 109295 | TR | EET ATL | 01/22/26 09:48 |
| Total Recoverable | Analysis | 6020B | | 1 | 109719 | IF | EET ATL | 01/23/26 00:59 |
| Total Recoverable | Prep | 3005A | | | 109295 | TR | EET ATL | 01/22/26 09:48 |
| Total Recoverable | Analysis | 6020B | | 1 | 110331 | IF | EET ATL | 01/26/26 20:02 |
| Total/NA | Analysis | 2320B-2011 | | 1 | 110230 | AH | EET ATL | 01/27/26 11:06 |

## Client Sample ID: WAN-GWC-21

**Lab Sample ID: 705-55375-8**
**Date Collected: 01/20/26 15:34**
**Matrix: Water**
**Date Received: 01/21/26 14:50**

| Prep Type | Batch Type | Batch Method | Run | Dilution Factor | Batch Number | Analyst | Lab | Prepared or Analyzed |
|---|---|---|---|---|---|---|---|---|
| Total Recoverable | Prep | 3005A | | | 109295 | TR | EET ATL | 01/22/26 09:48 |
| Total Recoverable | Analysis | 6020B | | 1 | 109719 | IF | EET ATL | 01/23/26 01:01 |
| Total Recoverable | Prep | 3005A | | | 109295 | TR | EET ATL | 01/22/26 09:48 |
| Total Recoverable | Analysis | 6020B | | 1 | 110331 | IF | EET ATL | 01/26/26 20:21 |
| Total/NA | Analysis | 2320B-2011 | | 1 | 110230 | AH | EET ATL | 01/27/26 11:06 |

# Lab Chronicle

Client: Southern Company
Project/Site: Plant Wansley Landfill

Job ID: 705-55375-2

## Client Sample ID: WAN-GWC-22

**Lab Sample ID: 705-55375-9**
**Date Collected: 01/20/26 14:08**
**Matrix: Water**
**Date Received: 01/21/26 14:50**

| Prep Type | Batch Type | Batch Method | Run | Dilution Factor | Batch Number | Analyst | Lab | Prepared or Analyzed |
|---|---|---|---|---|---|---|---|---|
| Total Recoverable | Prep | 3005A | | | 109295 | TR | EET ATL | 01/22/26 09:48 |
| Total Recoverable | Analysis | 6020B | | 1 | 109719 | IF | EET ATL | 01/23/26 01:04 |
| Total Recoverable | Prep | 3005A | | | 109295 | TR | EET ATL | 01/22/26 09:48 |
| Total Recoverable | Analysis | 6020B | | 1 | 110331 | IF | EET ATL | 01/26/26 20:44 |
| Total/NA | Analysis | 2320B-2011 | | 1 | 110230 | AH | EET ATL | 01/27/26 11:06 |

## Client Sample ID: WAN-GWC-20

**Lab Sample ID: 705-55375-12**
**Date Collected: 01/21/26 09:57**
**Matrix: Water**
**Date Received: 01/21/26 14:50**

| Prep Type | Batch Type | Batch Method | Run | Dilution Factor | Batch Number | Analyst | Lab | Prepared or Analyzed |
|---|---|---|---|---|---|---|---|---|
| Total Recoverable | Prep | 3005A | | | 109295 | TR | EET ATL | 01/22/26 09:48 |
| Total Recoverable | Analysis | 6020B | | 1 | 109719 | IF | EET ATL | 01/23/26 01:12 |
| Total Recoverable | Prep | 3005A | | | 109295 | TR | EET ATL | 01/22/26 09:48 |
| Total Recoverable | Analysis | 6020B | | 1 | 110331 | IF | EET ATL | 01/26/26 20:52 |
| Total/NA | Analysis | 2320B-2011 | | 1 | 110230 | AH | EET ATL | 01/27/26 11:06 |

## Client Sample ID: WAN-GWC-24

**Lab Sample ID: 705-55375-13**
**Date Collected: 01/21/26 09:48**
**Matrix: Water**
**Date Received: 01/21/26 14:50**

| Prep Type | Batch Type | Batch Method | Run | Dilution Factor | Batch Number | Analyst | Lab | Prepared or Analyzed |
|---|---|---|---|---|---|---|---|---|
| Total Recoverable | Prep | 3005A | | | 109295 | TR | EET ATL | 01/22/26 09:48 |
| Total Recoverable | Analysis | 6020B | | 1 | 109719 | IF | EET ATL | 01/23/26 01:15 |
| Total Recoverable | Prep | 3005A | | | 109295 | TR | EET ATL | 01/22/26 09:48 |
| Total Recoverable | Analysis | 6020B | | 1 | 110331 | IF | EET ATL | 01/26/26 20:55 |
| Total/NA | Analysis | 2320B-2011 | | 1 | 110302 | AH | EET ATL | 01/27/26 11:06 |

## Client Sample ID: WAN-GWA-3

**Lab Sample ID: 705-55375-14**
**Date Collected: 01/21/26 09:35**
**Matrix: Water**
**Date Received: 01/21/26 14:50**

| Prep Type | Batch Type | Batch Method | Run | Dilution Factor | Batch Number | Analyst | Lab | Prepared or Analyzed |
|---|---|---|---|---|---|---|---|---|
| Total Recoverable | Prep | 3005A | | | 109295 | TR | EET ATL | 01/22/26 09:48 |
| Total Recoverable | Analysis | 6020B | | 1 | 109719 | IF | EET ATL | 01/23/26 01:38 |
| Total Recoverable | Prep | 3005A | | | 109295 | TR | EET ATL | 01/22/26 09:48 |
| Total Recoverable | Analysis | 6020B | | 1 | 110331 | IF | EET ATL | 01/26/26 20:00 |

## Client Sample ID: WAN-GWC-10

**Lab Sample ID: 705-55375-15**
**Date Collected: 01/21/26 10:37**
**Matrix: Water**
**Date Received: 01/21/26 14:50**

| Prep Type | Batch Type | Batch Method | Run | Dilution Factor | Batch Number | Analyst | Lab | Prepared or Analyzed |
|---|---|---|---|---|---|---|---|---|
| Total Recoverable | Prep | 3005A | | | 109295 | TR | EET ATL | 01/22/26 09:48 |
| Total Recoverable | Analysis | 6020B | | 1 | 109719 | IF | EET ATL | 01/23/26 01:41 |

# Lab Chronicle

Client: Southern Company
Project/Site: Plant Wansley Landfill

Job ID: 705-55375-2

## Client Sample ID: WAN-GWC-10

**Lab Sample ID: 705-55375-15**
**Date Collected: 01/21/26 10:37**
**Matrix: Water**
**Date Received: 01/21/26 14:50**

| Prep Type | Batch Type | Batch Method | Run | Dilution Factor | Batch Number | Analyst | Lab | Prepared or Analyzed |
|---|---|---|---|---|---|---|---|---|
| Total Recoverable | Prep | 3005A | | | 109295 | TR | EET ATL | 01/22/26 09:48 |
| Total Recoverable | Analysis | 6020B | | 1 | 110331 | IF | EET ATL | 01/26/26 20:57 |
| Total/NA | Analysis | 2320B-2011 | | 1 | 110230 | AH | EET ATL | 01/27/26 11:06 |

## Client Sample ID: WAN-GWC-30

**Lab Sample ID: 705-55375-16**
**Date Collected: 01/21/26 10:20**
**Matrix: Water**
**Date Received: 01/21/26 14:50**

| Prep Type | Batch Type | Batch Method | Run | Dilution Factor | Batch Number | Analyst | Lab | Prepared or Analyzed |
|---|---|---|---|---|---|---|---|---|
| Total Recoverable | Prep | 3005A | | | 109295 | TR | EET ATL | 01/22/26 09:48 |
| Total Recoverable | Analysis | 6020B | | 1 | 109719 | IF | EET ATL | 01/23/26 01:43 |
| Total Recoverable | Prep | 3005A | | | 109295 | TR | EET ATL | 01/22/26 09:48 |
| Total Recoverable | Analysis | 6020B | | 1 | 110331 | IF | EET ATL | 01/26/26 21:00 |
| Total/NA | Analysis | 2320B-2011 | | 1 | 110230 | AH | EET ATL | 01/27/26 11:06 |

## Client Sample ID: WAN-GWC-5

**Lab Sample ID: 705-55666-1**
**Date Collected: 01/21/26 15:45**
**Matrix: Water**
**Date Received: 01/23/26 12:30**

| Prep Type | Batch Type | Batch Method | Run | Dilution Factor | Batch Number | Analyst | Lab | Prepared or Analyzed |
|---|---|---|---|---|---|---|---|---|
| Total Recoverable | Prep | 3005A | | | 109826 | TR | EET ATL | 01/23/26 16:37 |
| Total Recoverable | Analysis | 6020B | | 1 | 110577 | TT | EET ATL | 01/28/26 03:34 |
| Total/NA | Analysis | 2320B-2011 | | 1 | 111168 | AH | EET ATL | 01/30/26 13:40 |

## Client Sample ID: WAN-GWC-11

**Lab Sample ID: 705-55666-2**
**Date Collected: 01/21/26 15:48**
**Matrix: Water**
**Date Received: 01/23/26 12:30**

| Prep Type | Batch Type | Batch Method | Run | Dilution Factor | Batch Number | Analyst | Lab | Prepared or Analyzed |
|---|---|---|---|---|---|---|---|---|
| Total Recoverable | Prep | 3005A | | | 109826 | TR | EET ATL | 01/23/26 16:37 |
| Total Recoverable | Analysis | 6020B | | 1 | 110577 | TT | EET ATL | 01/28/26 03:45 |
| Total/NA | Analysis | 2320B-2011 | | 1 | 111168 | AH | EET ATL | 01/30/26 13:40 |

## Client Sample ID: WAN-GWC-12

**Lab Sample ID: 705-55666-3**
**Date Collected: 01/21/26 14:20**
**Matrix: Water**
**Date Received: 01/23/26 12:30**

| Prep Type | Batch Type | Batch Method | Run | Dilution Factor | Batch Number | Analyst | Lab | Prepared or Analyzed |
|---|---|---|---|---|---|---|---|---|
| Total Recoverable | Prep | 3005A | | | 109826 | TR | EET ATL | 01/23/26 16:37 |
| Total Recoverable | Analysis | 6020B | | 1 | 110577 | TT | EET ATL | 01/28/26 03:48 |
| Total/NA | Analysis | 2320B-2011 | | 1 | 111168 | AH | EET ATL | 01/30/26 13:40 |

# Lab Chronicle

Client: Southern Company
Project/Site: Plant Wansley Landfill

Job ID: 705-55375-2

## Client Sample ID: WAN-GWC-13

**Lab Sample ID: 705-55666-4**
**Date Collected: 01/21/26 12:59**
**Matrix: Water**
**Date Received: 01/23/26 12:30**

| Prep Type | Batch Type | Batch Method | Run | Dilution Factor | Batch Number | Analyst | Lab | Prepared or Analyzed |
|---|---|---|---|---|---|---|---|---|
| Total Recoverable | Prep | 3005A | | | 109826 | TR | EET ATL | 01/23/26 16:37 |
| Total Recoverable | Analysis | 6020B | | 1 | 110577 | TT | EET ATL | 01/28/26 04:09 |
| Total/NA | Analysis | 2320B-2011 | | 1 | 111168 | AH | EET ATL | 01/30/26 13:40 |

## Client Sample ID: WAN-GWC-15

**Lab Sample ID: 705-55666-5**
**Date Collected: 01/21/26 13:18**
**Matrix: Water**
**Date Received: 01/23/26 12:30**

| Prep Type | Batch Type | Batch Method | Run | Dilution Factor | Batch Number | Analyst | Lab | Prepared or Analyzed |
|---|---|---|---|---|---|---|---|---|
| Total Recoverable | Prep | 3005A | | | 109826 | TR | EET ATL | 01/23/26 16:37 |
| Total Recoverable | Analysis | 6020B | | 1 | 110577 | TT | EET ATL | 01/28/26 04:12 |
| Total/NA | Analysis | 2320B-2011 | | 1 | 111168 | AH | EET ATL | 01/30/26 13:40 |

## Client Sample ID: WAN-GWC-16

**Lab Sample ID: 705-55666-6**
**Date Collected: 01/21/26 14:21**
**Matrix: Water**
**Date Received: 01/23/26 12:30**

| Prep Type | Batch Type | Batch Method | Run | Dilution Factor | Batch Number | Analyst | Lab | Prepared or Analyzed |
|---|---|---|---|---|---|---|---|---|
| Total Recoverable | Prep | 3005A | | | 109826 | TR | EET ATL | 01/23/26 16:37 |
| Total Recoverable | Analysis | 6020B | | 1 | 110577 | TT | EET ATL | 01/28/26 04:15 |
| Total/NA | Analysis | 2320B-2011 | | 1 | 111168 | AH | EET ATL | 01/30/26 13:40 |

## Client Sample ID: WAN-GWC-17

**Lab Sample ID: 705-55666-7**
**Date Collected: 01/21/26 15:09**
**Matrix: Water**
**Date Received: 01/23/26 12:30**

| Prep Type | Batch Type | Batch Method | Run | Dilution Factor | Batch Number | Analyst | Lab | Prepared or Analyzed |
|---|---|---|---|---|---|---|---|---|
| Total Recoverable | Prep | 3005A | | | 109826 | TR | EET ATL | 01/23/26 16:37 |
| Total Recoverable | Analysis | 6020B | | 1 | 110577 | TT | EET ATL | 01/28/26 04:17 |
| Total/NA | Analysis | 2320B-2011 | | 1 | 111168 | AH | EET ATL | 01/30/26 13:40 |

## Client Sample ID: WAN-GWC-18

**Lab Sample ID: 705-55666-8**
**Date Collected: 01/21/26 13:53**
**Matrix: Water**
**Date Received: 01/23/26 12:30**

| Prep Type | Batch Type | Batch Method | Run | Dilution Factor | Batch Number | Analyst | Lab | Prepared or Analyzed |
|---|---|---|---|---|---|---|---|---|
| Total Recoverable | Prep | 3005A | | | 109826 | TR | EET ATL | 01/23/26 16:37 |
| Total Recoverable | Analysis | 6020B | | 1 | 110577 | TT | EET ATL | 01/28/26 04:20 |
| Total/NA | Analysis | 2320B-2011 | | 1 | 111168 | AH | EET ATL | 01/30/26 13:40 |

# Lab Chronicle

Client: Southern Company
Project/Site: Plant Wansley Landfill

Job ID: 705-55375-2

## Client Sample ID: WAN-GWC-19

**Lab Sample ID: 705-55666-9**
**Date Collected: 01/21/26 11:42**
**Matrix: Water**
**Date Received: 01/23/26 12:30**

| Prep Type | Batch Type | Batch Method | Run | Dilution Factor | Batch Number | Analyst | Lab | Prepared or Analyzed |
|---|---|---|---|---|---|---|---|---|
| Total Recoverable | Prep | 3005A | | | 109826 | TR | EET ATL | 01/23/26 16:37 |
| Total Recoverable | Analysis | 6020B | | 1 | 110577 | TT | EET ATL | 01/28/26 04:42 |
| Total/NA | Analysis | 2320B-2011 | | 1 | 111168 | AH | EET ATL | 01/30/26 13:40 |

## Client Sample ID: WAN-GWC-25

**Lab Sample ID: 705-55666-10**
**Date Collected: 01/21/26 10:53**
**Matrix: Water**
**Date Received: 01/23/26 12:30**

| Prep Type | Batch Type | Batch Method | Run | Dilution Factor | Batch Number | Analyst | Lab | Prepared or Analyzed |
|---|---|---|---|---|---|---|---|---|
| Total Recoverable | Prep | 3005A | | | 109826 | TR | EET ATL | 01/23/26 16:37 |
| Total Recoverable | Analysis | 6020B | | 1 | 110577 | TT | EET ATL | 01/28/26 04:44 |
| Total/NA | Analysis | 2320B-2011 | | 1 | 111168 | AH | EET ATL | 01/30/26 13:40 |

## Client Sample ID: WAN-GWC-27

**Lab Sample ID: 705-55666-11**
**Date Collected: 01/21/26 12:30**
**Matrix: Water**
**Date Received: 01/23/26 12:30**

| Prep Type | Batch Type | Batch Method | Run | Dilution Factor | Batch Number | Analyst | Lab | Prepared or Analyzed |
|---|---|---|---|---|---|---|---|---|
| Total Recoverable | Prep | 3005A | | | 109826 | TR | EET ATL | 01/23/26 16:37 |
| Total Recoverable | Analysis | 6020B | | 1 | 110577 | TT | EET ATL | 01/28/26 04:47 |
| Total/NA | Analysis | 2320B-2011 | | 1 | 111216 | AH | EET ATL | 01/30/26 13:40 |

## Client Sample ID: WAN-GWC-32

**Lab Sample ID: 705-55666-12**
**Date Collected: 01/21/26 13:23**
**Matrix: Water**
**Date Received: 01/23/26 12:30**

| Prep Type | Batch Type | Batch Method | Run | Dilution Factor | Batch Number | Analyst | Lab | Prepared or Analyzed |
|---|---|---|---|---|---|---|---|---|
| Total Recoverable | Prep | 3005A | | | 109826 | TR | EET ATL | 01/23/26 16:37 |
| Total Recoverable | Analysis | 6020B | | 1 | 110577 | TT | EET ATL | 01/28/26 04:50 |
| Total/NA | Analysis | 2320B-2011 | | 1 | 111168 | AH | EET ATL | 01/30/26 13:40 |

## Client Sample ID: WAN-GWC-7

**Lab Sample ID: 705-55740-1**
**Date Collected: 01/22/26 13:00**
**Matrix: Water**
**Date Received: 01/23/26 09:47**

| Prep Type | Batch Type | Batch Method | Run | Dilution Factor | Batch Number | Analyst | Lab | Prepared or Analyzed |
|---|---|---|---|---|---|---|---|---|
| Total Recoverable | Prep | 3005A | | | 110012 | SA | EET ATL | 01/26/26 11:54 |
| Total Recoverable | Analysis | 6020B | | 1 | 110576 | TT | EET ATL | 01/28/26 02:10 |
| Total/NA | Analysis | 2320B-2011 | | 1 | 111365 | AH | EET ATL | 02/02/26 09:22 |

# Lab Chronicle

Client: Southern Company
Project/Site: Plant Wansley Landfill

Job ID: 705-55375-2

## Client Sample ID: WAN-GWC-8

**Lab Sample ID: 705-55740-2**
**Date Collected: 01/22/26 11:28**
**Matrix: Water**
**Date Received: 01/23/26 09:47**

| Prep Type | Batch Type | Batch Method | Run | Dilution Factor | Batch Number | Analyst | Lab | Prepared or Analyzed |
|---|---|---|---|---|---|---|---|---|
| Total Recoverable | Prep | 3005A | | | 110012 | SA | EET ATL | 01/26/26 11:54 |
| Total Recoverable | Analysis | 6020B | | 1 | 110576 | TT | EET ATL | 01/28/26 02:13 |
| Total/NA | Analysis | 2320B-2011 | | 1 | 111365 | AH | EET ATL | 02/02/26 09:22 |

## Client Sample ID: WAN-GWC-9

**Lab Sample ID: 705-55740-3**
**Date Collected: 01/22/26 10:05**
**Matrix: Water**
**Date Received: 01/23/26 09:47**

| Prep Type | Batch Type | Batch Method | Run | Dilution Factor | Batch Number | Analyst | Lab | Prepared or Analyzed |
|---|---|---|---|---|---|---|---|---|
| Total Recoverable | Prep | 3005A | | | 110012 | SA | EET ATL | 01/26/26 11:54 |
| Total Recoverable | Analysis | 6020B | | 1 | 110576 | TT | EET ATL | 01/28/26 02:37 |
| Total/NA | Analysis | 2320B-2011 | | 1 | 111365 | AH | EET ATL | 02/02/26 09:22 |

## Client Sample ID: WAN-GWC-23

**Lab Sample ID: 705-55740-4**
**Date Collected: 01/22/26 12:05**
**Matrix: Water**
**Date Received: 01/23/26 09:47**

| Prep Type | Batch Type | Batch Method | Run | Dilution Factor | Batch Number | Analyst | Lab | Prepared or Analyzed |
|---|---|---|---|---|---|---|---|---|
| Total Recoverable | Prep | 3005A | | | 110012 | SA | EET ATL | 01/26/26 11:54 |
| Total Recoverable | Analysis | 6020B | | 1 | 110576 | TT | EET ATL | 01/28/26 02:40 |
| Total/NA | Analysis | 2320B-2011 | | 1 | 111365 | AH | EET ATL | 02/02/26 09:22 |

## Client Sample ID: WAN-GWC-26

**Lab Sample ID: 705-55740-5**
**Date Collected: 01/22/26 10:15**
**Matrix: Water**
**Date Received: 01/23/26 09:47**

| Prep Type | Batch Type | Batch Method | Run | Dilution Factor | Batch Number | Analyst | Lab | Prepared or Analyzed |
|---|---|---|---|---|---|---|---|---|
| Total Recoverable | Prep | 3005A | | | 110012 | SA | EET ATL | 01/26/26 11:54 |
| Total Recoverable | Analysis | 6020B | | 1 | 110576 | TT | EET ATL | 01/28/26 02:43 |
| Total/NA | Analysis | 2320B-2011 | | 1 | 111440 | AH | EET ATL | 02/02/26 09:22 |

## Client Sample ID: WAN-GWC-33

**Lab Sample ID: 705-55740-6**
**Date Collected: 01/22/26 10:04**
**Matrix: Water**
**Date Received: 01/23/26 09:47**

| Prep Type | Batch Type | Batch Method | Run | Dilution Factor | Batch Number | Analyst | Lab | Prepared or Analyzed |
|---|---|---|---|---|---|---|---|---|
| Total Recoverable | Prep | 3005A | | | 110012 | SA | EET ATL | 01/26/26 11:54 |
| Total Recoverable | Analysis | 6020B | | 1 | 110576 | TT | EET ATL | 01/28/26 02:45 |
| Total/NA | Analysis | 2320B-2011 | | 1 | 111365 | AH | EET ATL | 02/02/26 09:22 |

# Lab Chronicle

Client: Southern Company
Project/Site: Plant Wansley Landfill

Job ID: 705-55375-2

## Client Sample ID: WAN-GWC-34

**Lab Sample ID: 705-55740-7**

**Date Collected: 01/22/26 10:58**
**Date Received: 01/23/26 09:47**

**Matrix: Water**

| Prep Type | Batch Type | Batch Method | Run | Dilution Factor | Batch Number | Analyst | Lab | Prepared or Analyzed |
|---|---|---|---|---|---|---|---|---|
| Total Recoverable | Prep | 3005A | | | 110012 | SA | EET ATL | 01/26/26 11:54 |
| Total Recoverable | Analysis | 6020B | | 1 | 110576 | TT | EET ATL | 01/28/26 02:48 |
| Total/NA | Analysis | 2320B-2011 | | 1 | 111365 | AH | EET ATL | 02/02/26 09:22 |

## Client Sample ID: WAN-GWC-35

**Lab Sample ID: 705-55740-8**

**Date Collected: 01/22/26 12:38**
**Date Received: 01/23/26 09:47**

**Matrix: Water**

| Prep Type | Batch Type | Batch Method | Run | Dilution Factor | Batch Number | Analyst | Lab | Prepared or Analyzed |
|---|---|---|---|---|---|---|---|---|
| Total Recoverable | Prep | 3005A | | | 110012 | SA | EET ATL | 01/26/26 11:54 |
| Total Recoverable | Analysis | 6020B | | 1 | 110576 | TT | EET ATL | 01/28/26 02:51 |
| Total/NA | Analysis | 2320B-2011 | | 1 | 111440 | AH | EET ATL | 02/02/26 09:22 |

**Laboratory References:**

EET ATL = Eurofins Atlanta, 3080 Presidential Dr, Atlanta, GA 30340, TEL (770)457-8177

# QC Association Summary

Client: Southern Company
Project/Site: Plant Wansley Landfill

Job ID: 705-55375-2

## Metals

### Prep Batch: 109295

| Lab Sample ID | Client Sample ID | Prep Type | Matrix | Method | Prep Batch |
|---|---|---|---|---|---|
| 705-55375-1 | WAN-GWA-1 | Total Recoverable | Water | 3005A | |
| 705-55375-2 | WAN-GWA-2 | Total Recoverable | Water | 3005A | |
| 705-55375-3 | WAN-GWA-4 | Total Recoverable | Water | 3005A | |
| 705-55375-4 | WAN-GWA-28 | Total Recoverable | Water | 3005A | |
| 705-55375-5 | WAN-GWA-29 | Total Recoverable | Water | 3005A | |
| 705-55375-6 | WAN-GWC-6 | Total Recoverable | Water | 3005A | |
| 705-55375-7 | WAN-GWC-14 | Total Recoverable | Water | 3005A | |
| 705-55375-8 | WAN-GWC-21 | Total Recoverable | Water | 3005A | |
| 705-55375-9 | WAN-GWC-22 | Total Recoverable | Water | 3005A | |
| 705-55375-12 | WAN-GWC-20 | Total Recoverable | Water | 3005A | |
| 705-55375-13 | WAN-GWC-24 | Total Recoverable | Water | 3005A | |
| 705-55375-14 | WAN-GWA-3 | Total Recoverable | Water | 3005A | |
| 705-55375-15 | WAN-GWC-10 | Total Recoverable | Water | 3005A | |
| 705-55375-16 | WAN-GWC-30 | Total Recoverable | Water | 3005A | |
| MB 705-109295/1-A | Method Blank | Total Recoverable | Water | 3005A | |
| LCS 705-109295/2-A | Lab Control Sample | Total Recoverable | Water | 3005A | |
| 705-55375-1 MS | WAN-GWA-1 | Total Recoverable | Water | 3005A | |
| 705-55375-1 MSD | WAN-GWA-1 | Total Recoverable | Water | 3005A | |

### Analysis Batch: 109719

| Lab Sample ID | Client Sample ID | Prep Type | Matrix | Method | Prep Batch |
|---|---|---|---|---|---|
| 705-55375-1 | WAN-GWA-1 | Total Recoverable | Water | 6020B | 109295 |
| 705-55375-2 | WAN-GWA-2 | Total Recoverable | Water | 6020B | 109295 |
| 705-55375-3 | WAN-GWA-4 | Total Recoverable | Water | 6020B | 109295 |
| 705-55375-4 | WAN-GWA-28 | Total Recoverable | Water | 6020B | 109295 |
| 705-55375-5 | WAN-GWA-29 | Total Recoverable | Water | 6020B | 109295 |
| 705-55375-6 | WAN-GWC-6 | Total Recoverable | Water | 6020B | 109295 |
| 705-55375-7 | WAN-GWC-14 | Total Recoverable | Water | 6020B | 109295 |
| 705-55375-8 | WAN-GWC-21 | Total Recoverable | Water | 6020B | 109295 |
| 705-55375-9 | WAN-GWC-22 | Total Recoverable | Water | 6020B | 109295 |
| 705-55375-12 | WAN-GWC-20 | Total Recoverable | Water | 6020B | 109295 |
| 705-55375-13 | WAN-GWC-24 | Total Recoverable | Water | 6020B | 109295 |
| 705-55375-14 | WAN-GWA-3 | Total Recoverable | Water | 6020B | 109295 |
| 705-55375-15 | WAN-GWC-10 | Total Recoverable | Water | 6020B | 109295 |
| 705-55375-16 | WAN-GWC-30 | Total Recoverable | Water | 6020B | 109295 |
| MB 705-109295/1-A | Method Blank | Total Recoverable | Water | 6020B | 109295 |
| LCS 705-109295/2-A | Lab Control Sample | Total Recoverable | Water | 6020B | 109295 |
| 705-55375-1 MS | WAN-GWA-1 | Total Recoverable | Water | 6020B | 109295 |
| 705-55375-1 MSD | WAN-GWA-1 | Total Recoverable | Water | 6020B | 109295 |

### Prep Batch: 109826

| Lab Sample ID | Client Sample ID | Prep Type | Matrix | Method | Prep Batch |
|---|---|---|---|---|---|
| 705-55666-1 | WAN-GWC-5 | Total Recoverable | Water | 3005A | |
| 705-55666-2 | WAN-GWC-11 | Total Recoverable | Water | 3005A | |
| 705-55666-3 | WAN-GWC-12 | Total Recoverable | Water | 3005A | |
| 705-55666-4 | WAN-GWC-13 | Total Recoverable | Water | 3005A | |
| 705-55666-5 | WAN-GWC-15 | Total Recoverable | Water | 3005A | |
| 705-55666-6 | WAN-GWC-16 | Total Recoverable | Water | 3005A | |
| 705-55666-7 | WAN-GWC-17 | Total Recoverable | Water | 3005A | |
| 705-55666-8 | WAN-GWC-18 | Total Recoverable | Water | 3005A | |
| 705-55666-9 | WAN-GWC-19 | Total Recoverable | Water | 3005A | |

## Metals (Continued)

### Prep Batch: 109826 (Continued)

| Lab Sample ID | Client Sample ID | Prep Type | Matrix | Method | Prep Batch |
|---|---|---|---|---|---|
| 705-55666-10 | WAN-GWC-25 | Total Recoverable | Water | 3005A | |
| 705-55666-11 | WAN-GWC-27 | Total Recoverable | Water | 3005A | |
| 705-55666-12 | WAN-GWC-32 | Total Recoverable | Water | 3005A | |
| MB 705-109826/1-A | Method Blank | Total Recoverable | Water | 3005A | |
| LCS 705-109826/2-A | Lab Control Sample | Total Recoverable | Water | 3005A | |
| 705-55666-1 MS | WAN-GWC-5 | Total Recoverable | Water | 3005A | |
| 705-55666-1 MSD | WAN-GWC-5 | Total Recoverable | Water | 3005A | |

### Prep Batch: 110012

| Lab Sample ID | Client Sample ID | Prep Type | Matrix | Method | Prep Batch |
|---|---|---|---|---|---|
| 705-55740-1 | WAN-GWC-7 | Total Recoverable | Water | 3005A | |
| 705-55740-2 | WAN-GWC-8 | Total Recoverable | Water | 3005A | |
| 705-55740-3 | WAN-GWC-9 | Total Recoverable | Water | 3005A | |
| 705-55740-4 | WAN-GWC-23 | Total Recoverable | Water | 3005A | |
| 705-55740-5 | WAN-GWC-26 | Total Recoverable | Water | 3005A | |
| 705-55740-6 | WAN-GWC-33 | Total Recoverable | Water | 3005A | |
| 705-55740-7 | WAN-GWC-34 | Total Recoverable | Water | 3005A | |
| 705-55740-8 | WAN-GWC-35 | Total Recoverable | Water | 3005A | |
| MB 705-110012/1-A | Method Blank | Total Recoverable | Water | 3005A | |
| LCS 705-110012/2-A | Lab Control Sample | Total Recoverable | Water | 3005A | |
| 705-55752-G-5-B MS | Matrix Spike | Total Recoverable | Water | 3005A | |
| 705-55752-G-5-C MSD | Matrix Spike Duplicate | Total Recoverable | Water | 3005A | |

### Analysis Batch: 110331

| Lab Sample ID | Client Sample ID | Prep Type | Matrix | Method | Prep Batch |
|---|---|---|---|---|---|
| 705-55375-1 | WAN-GWA-1 | Total Recoverable | Water | 6020B | 109295 |
| 705-55375-2 | WAN-GWA-2 | Total Recoverable | Water | 6020B | 109295 |
| 705-55375-3 | WAN-GWA-4 | Total Recoverable | Water | 6020B | 109295 |
| 705-55375-4 | WAN-GWA-28 | Total Recoverable | Water | 6020B | 109295 |
| 705-55375-5 | WAN-GWA-29 | Total Recoverable | Water | 6020B | 109295 |
| 705-55375-6 | WAN-GWC-6 | Total Recoverable | Water | 6020B | 109295 |
| 705-55375-7 | WAN-GWC-14 | Total Recoverable | Water | 6020B | 109295 |
| 705-55375-8 | WAN-GWC-21 | Total Recoverable | Water | 6020B | 109295 |
| 705-55375-9 | WAN-GWC-22 | Total Recoverable | Water | 6020B | 109295 |
| 705-55375-12 | WAN-GWC-20 | Total Recoverable | Water | 6020B | 109295 |
| 705-55375-13 | WAN-GWC-24 | Total Recoverable | Water | 6020B | 109295 |
| 705-55375-14 | WAN-GWA-3 | Total Recoverable | Water | 6020B | 109295 |
| 705-55375-15 | WAN-GWC-10 | Total Recoverable | Water | 6020B | 109295 |
| 705-55375-16 | WAN-GWC-30 | Total Recoverable | Water | 6020B | 109295 |
| MB 705-109295/1-A | Method Blank | Total Recoverable | Water | 6020B | 109295 |

### Analysis Batch: 110576

| Lab Sample ID | Client Sample ID | Prep Type | Matrix | Method | Prep Batch |
|---|---|---|---|---|---|
| 705-55740-1 | WAN-GWC-7 | Total Recoverable | Water | 6020B | 110012 |
| 705-55740-2 | WAN-GWC-8 | Total Recoverable | Water | 6020B | 110012 |
| 705-55740-3 | WAN-GWC-9 | Total Recoverable | Water | 6020B | 110012 |
| 705-55740-4 | WAN-GWC-23 | Total Recoverable | Water | 6020B | 110012 |
| 705-55740-5 | WAN-GWC-26 | Total Recoverable | Water | 6020B | 110012 |
| 705-55740-6 | WAN-GWC-33 | Total Recoverable | Water | 6020B | 110012 |
| 705-55740-7 | WAN-GWC-34 | Total Recoverable | Water | 6020B | 110012 |
| 705-55740-8 | WAN-GWC-35 | Total Recoverable | Water | 6020B | 110012 |

## Metals (Continued)

### Analysis Batch: 110576 (Continued)

| Lab Sample ID | Client Sample ID | Prep Type | Matrix | Method | Prep Batch |
|---|---|---|---|---|---|
| MB 705-110012/1-A | Method Blank | Total Recoverable | Water | 6020B | 110012 |
| LCS 705-110012/2-A | Lab Control Sample | Total Recoverable | Water | 6020B | 110012 |
| 705-55752-G-5-B MS | Matrix Spike | Total Recoverable | Water | 6020B | 110012 |
| 705-55752-G-5-C MSD | Matrix Spike Duplicate | Total Recoverable | Water | 6020B | 110012 |

### Analysis Batch: 110577

| Lab Sample ID | Client Sample ID | Prep Type | Matrix | Method | Prep Batch |
|---|---|---|---|---|---|
| 705-55666-1 | WAN-GWC-5 | Total Recoverable | Water | 6020B | 109826 |
| 705-55666-2 | WAN-GWC-11 | Total Recoverable | Water | 6020B | 109826 |
| 705-55666-3 | WAN-GWC-12 | Total Recoverable | Water | 6020B | 109826 |
| 705-55666-4 | WAN-GWC-13 | Total Recoverable | Water | 6020B | 109826 |
| 705-55666-5 | WAN-GWC-15 | Total Recoverable | Water | 6020B | 109826 |
| 705-55666-6 | WAN-GWC-16 | Total Recoverable | Water | 6020B | 109826 |
| 705-55666-7 | WAN-GWC-17 | Total Recoverable | Water | 6020B | 109826 |
| 705-55666-8 | WAN-GWC-18 | Total Recoverable | Water | 6020B | 109826 |
| 705-55666-9 | WAN-GWC-19 | Total Recoverable | Water | 6020B | 109826 |
| 705-55666-10 | WAN-GWC-25 | Total Recoverable | Water | 6020B | 109826 |
| 705-55666-11 | WAN-GWC-27 | Total Recoverable | Water | 6020B | 109826 |
| 705-55666-12 | WAN-GWC-32 | Total Recoverable | Water | 6020B | 109826 |
| MB 705-109826/1-A | Method Blank | Total Recoverable | Water | 6020B | 109826 |
| LCS 705-109826/2-A | Lab Control Sample | Total Recoverable | Water | 6020B | 109826 |
| 705-55666-1 MS | WAN-GWC-5 | Total Recoverable | Water | 6020B | 109826 |
| 705-55666-1 MSD | WAN-GWC-5 | Total Recoverable | Water | 6020B | 109826 |

### Analysis Batch: 111321

| Lab Sample ID | Client Sample ID | Prep Type | Matrix | Method | Prep Batch |
|---|---|---|---|---|---|
| 705-55375-4 | WAN-GWA-28 | Total Recoverable | Water | 6020B | 109295 |

## General Chemistry

### Analysis Batch: 110230

| Lab Sample ID | Client Sample ID | Prep Type | Matrix | Method | Prep Batch |
|---|---|---|---|---|---|
| 705-55375-3 | WAN-GWA-4 | Total/NA | Water | 2320B-2011 | |
| 705-55375-4 | WAN-GWA-28 | Total/NA | Water | 2320B-2011 | |
| 705-55375-5 | WAN-GWA-29 | Total/NA | Water | 2320B-2011 | |
| 705-55375-6 | WAN-GWC-6 | Total/NA | Water | 2320B-2011 | |
| 705-55375-7 | WAN-GWC-14 | Total/NA | Water | 2320B-2011 | |
| 705-55375-8 | WAN-GWC-21 | Total/NA | Water | 2320B-2011 | |
| 705-55375-9 | WAN-GWC-22 | Total/NA | Water | 2320B-2011 | |
| 705-55375-12 | WAN-GWC-20 | Total/NA | Water | 2320B-2011 | |
| 705-55375-15 | WAN-GWC-10 | Total/NA | Water | 2320B-2011 | |
| 705-55375-16 | WAN-GWC-30 | Total/NA | Water | 2320B-2011 | |
| LCS 705-110230/1 | Lab Control Sample | Total/NA | Water | 2320B-2011 | |
| 705-55375-3 DU | WAN-GWA-4 | Total/NA | Water | 2320B-2011 | |

### Analysis Batch: 110302

| Lab Sample ID | Client Sample ID | Prep Type | Matrix | Method | Prep Batch |
|---|---|---|---|---|---|
| 705-55375-1 | WAN-GWA-1 | Total/NA | Water | 2320B-2011 | |
| 705-55375-2 | WAN-GWA-2 | Total/NA | Water | 2320B-2011 | |
| 705-55375-13 | WAN-GWC-24 | Total/NA | Water | 2320B-2011 | |

# QC Association Summary

Client: Southern Company
Project/Site: Plant Wansley Landfill

Job ID: 705-55375-2

## General Chemistry

### Analysis Batch: 111168

| Lab Sample ID | Client Sample ID | Prep Type | Matrix | Method | Prep Batch |
|---|---|---|---|---|---|
| 705-55666-1 | WAN-GWC-5 | Total/NA | Water | 2320B-2011 | |
| 705-55666-2 | WAN-GWC-11 | Total/NA | Water | 2320B-2011 | |
| 705-55666-3 | WAN-GWC-12 | Total/NA | Water | 2320B-2011 | |
| 705-55666-4 | WAN-GWC-13 | Total/NA | Water | 2320B-2011 | |
| 705-55666-5 | WAN-GWC-15 | Total/NA | Water | 2320B-2011 | |
| 705-55666-6 | WAN-GWC-16 | Total/NA | Water | 2320B-2011 | |
| 705-55666-7 | WAN-GWC-17 | Total/NA | Water | 2320B-2011 | |
| 705-55666-8 | WAN-GWC-18 | Total/NA | Water | 2320B-2011 | |
| 705-55666-9 | WAN-GWC-19 | Total/NA | Water | 2320B-2011 | |
| 705-55666-10 | WAN-GWC-25 | Total/NA | Water | 2320B-2011 | |
| 705-55666-12 | WAN-GWC-32 | Total/NA | Water | 2320B-2011 | |
| LCS 705-111168/1 | Lab Control Sample | Total/NA | Water | 2320B-2011 | |
| 705-55641-C-1 DU | Duplicate | Total/NA | Water | 2320B-2011 | |

### Analysis Batch: 111216

| Lab Sample ID | Client Sample ID | Prep Type | Matrix | Method | Prep Batch |
|---|---|---|---|---|---|
| 705-55666-11 | WAN-GWC-27 | Total/NA | Water | 2320B-2011 | |

### Analysis Batch: 111365

| Lab Sample ID | Client Sample ID | Prep Type | Matrix | Method | Prep Batch |
|---|---|---|---|---|---|
| 705-55740-1 | WAN-GWC-7 | Total/NA | Water | 2320B-2011 | |
| 705-55740-2 | WAN-GWC-8 | Total/NA | Water | 2320B-2011 | |
| 705-55740-3 | WAN-GWC-9 | Total/NA | Water | 2320B-2011 | |
| 705-55740-4 | WAN-GWC-23 | Total/NA | Water | 2320B-2011 | |
| 705-55740-6 | WAN-GWC-33 | Total/NA | Water | 2320B-2011 | |
| 705-55740-7 | WAN-GWC-34 | Total/NA | Water | 2320B-2011 | |
| LCS 705-111365/1 | Lab Control Sample | Total/NA | Water | 2320B-2011 | |
| 705-55567-D-1 DU | Duplicate | Total/NA | Water | 2320B-2011 | |

### Analysis Batch: 111440

| Lab Sample ID | Client Sample ID | Prep Type | Matrix | Method | Prep Batch |
|---|---|---|---|---|---|
| 705-55740-5 | WAN-GWC-26 | Total/NA | Water | 2320B-2011 | |
| 705-55740-8 | WAN-GWC-35 | Total/NA | Water | 2320B-2011 | |

# Accreditation/Certification Summary

Client: Southern Company
Project/Site: Plant Wansley Landfill

Job ID: 705-55375-2

## Laboratory: Eurofins Atlanta

The accreditations/certifications listed below are applicable to this report.

| Authority | Program | Identification Number | Expiration Date |
|---|---|---|---|
| Florida | NELAP | E87582 | 06-30-26 |
| Georgia | State | E87582 | 06-30-26 |

eurofins | Environment Testing

# ANALYTICAL REPORT

## PREPARED FOR

Attn: Robert (Trey) Singleton
Southern Company
3535 Colonnade Parkway
Bin S 530 EC
Birmingham, Alabama 35243

Generated 2/6/2026 9:17:44 PM

## JOB DESCRIPTION

Plant Wansley Landfill - Surface Waters

## JOB NUMBER

705-55747-2

Eurofins Atlanta
3080 Presidential Dr
Atlanta GA 30340

See page two for job notes and contact information.





my EOL

# Eurofins Atlanta

## Job Notes

The test results in this report relate only to the samples as received by the laboratory and will meet all requirements of the methodology, with any exceptions noted. This report shall not be reproduced except in full, without the express written approval of the laboratory. All questions should be directed to the Eurofins Environment Testing Southeast, LLC Project Manager.

## Authorization

Generated
2/6/2026 9:17:44 PM

Authorized for release by
David Fuller, Project Manager
David.Fuller@et.eurofinsus.com
(770)344-8986

# Table of Contents

Cover Page . . . . . 1
Table of Contents . . . . . 3
Sample Summary . . . . . 4
Chain of Custody . . . . . 5
Receipt Checklists . . . . . 6
Definitions/Glossary . . . . . 7
Case Narrative . . . . . 8
Detection Summary . . . . . 9
Client Sample Results . . . . . 10
Method Summary . . . . . 12
QC Sample Results . . . . . 13
Lab Chronicle . . . . . 15
QC Association Summary . . . . . 17
Certification Summary . . . . . 19

# Sample Summary

Client: Southern Company
Job ID: 705-55747-2
Project/Site: Plant Wansley Landfill - Surface Waters

| Lab Sample ID | Client Sample ID | Matrix | Collected | Received | Sample Origin |
|---|---|---|---|---|---|
| 705-55747-1 | WAN-SWA-1 | Water | 01/22/26 14:58 | 01/23/26 09:47 | Georgia |
| 705-55747-2 | WAN-SWA-6 | Water | 01/22/26 15:42 | 01/23/26 09:47 | Georgia |
| 705-55747-3 | WAN-SWC-3 | Water | 01/22/26 14:11 | 01/23/26 09:47 | Georgia |
| 705-55747-4 | WAN-SWC-5 | Water | 01/22/26 14:35 | 01/23/26 09:47 | Georgia |
| 705-55747-5 | WAN-SWC-7 | Water | 01/22/26 15:06 | 01/23/26 09:47 | Georgia |

**Eurofins Atlanta**
3080 Presidential Dr
Atlanta, GA 30340
Phone (770) 457-8177

# Chain of Custody Record

eurofins | Environment Testing America

| Client Information | Sampler: C. Klamke, D. Johnson, J. May (ACC) | Lab PM: David Fuller / Phone: 770-344-8986 | Carrier Tracking No(s): | COC No: |
|---|---|---|---|---|
| Client Contact: SCS Contacts | Phone: 770-594-5998 | E-Mail: david.fuller@et.eurofinsus.com | | Page: 1 of 1 |
| Company: GA Power | | | | Job #: |
| Address: 241 Ralph McGill Blvd SE | Due Date Requested: | | | |
| City: Atlanta | TAT Requested (days): | | | |
| State, Zip: GA, 30308 | | | | |
| Phone: 404-506-7116(Tel) | Lab Project #: 70504535 | | | |
| Email: SCS Contacts / ACC Contacts | PO #: GPC82130-0008 / PO Line #1 & #2 | | | |
| Project Name: Plant Wansley Landfill - Surface Waters | Project #: | | | |
| Site: | SSOW#: | | | |

**Analysis Requested**

**Preservation Codes:**
A - HCL, B - NaOH, C - Zn Acetate, D - Nitric Acid, E - NaHSO4, F - MeOH, G - Amchlor, H - Ascorbic Acid, I - Ice, J - DI Water, K - EDTA, L - EDA
M - Hexane, N - None, O - AsNaO2, P - Na2O4S, Q - Na2SO3, R - Na2S2O3, S - H2SO4, T - TSP Dodecahydrate, U - Acetone, V - MCAA, W - pH 4-5, Z - other (specify)
Other:

**Task_Code:** WAN-CSURF-ASSMT-2026S1

**Special Instructions/Note:** ALK + 3 Cations (Report Separately).

| Sample Identification | Sample Date (mm/dd/yy) | Sample Time (hhmm) | Sample Type (C=comp, G=grab) | Matrix (WG=ground water, WS=surface water, WQ=quality control) | Field Filtered Sample (Yes or No) | Perform MS/MSD (Yes or No) | Cations: Mg,Na,K | Total, Carbonate, Bicarbonate Alkalinity | Total Number of containers |
|---|---|---|---|---|---|---|---|---|---|
| | | | Preservation Code: | | | | D | | |
| WAN- SWA-1 | 01/22/26 | 1458 | G | WS | N | N | X | X | 0 |
| WAN- SWA-6 | 01/22/26 | 1542 | G | WS | N | N | X | X | 0 |
| WAN- SWC-3 | 01/22/26 | 1411 | G | WS | N | N | X | X | 0 |
| WAN- SWC-5 | 01/22/26 | 1435 | G | WS | N | N | X | X | 0 |
| WAN- SWC-7 | 01/22/26 | 1506 | G | WS | N | N | X | X | 0 |
| WAN- | | | G | | N | N | | | |
| WAN- | | | G | | N | N | | | |
| WAN- | | | G | | N | N | | | |
| WAN- | | | G | | N | N | | | |
| WAN- | | | G | | N | N | | | |
| WAN- | | | G | | N | N | | | |

705-55747 COC

*Possible Hazard Identification*
☐ *Non-Hazard* ☐ *Flammable* ☐ *Skin Irritant* ☐ *Poison B* ☐ *Unknown* ☐ *Radiological*

*Sample Disposal ( A fee may be assessed if samples are retained longer than 1 month)*
☐ *Return To Client* ☐ *Disposal By Lab* ☐ *Archive For* _____ *Months*

Deliverable Requested: I, II, III, IV, Other (specify)

Special Instructions/QC Requirements:

| Empty Kit Relinquished by: | Date: | Time: | Method of Shipment: |
|---|---|---|---|

| Relinquished by: | Date/Time: | Company | Received by: | Date/Time: | Company |
|---|---|---|---|---|---|
| [signature] | 1/23/26 0947 | ACC | [signature] | 1.23.26 0944 | |
| Relinquished by: | Date/Time: | Company | Received by: | Date/Time: | Company |
| Relinquished by: | Date/Time: | Company | Received by: | Date/Time: | Company |

| Custody Seals Intact: Δ Yes Δ No | Custody Seal No.: | Cooler Temperature(s) °C and Other Remarks: 1.0 0.9 #2665 |
|---|---|---|

Ver: 01/16/2019

# Login Sample Receipt Checklist

Client: Southern Company

Job Number: 705-55747-2

**Login Number: 55747**
**List Number: 1**
**Creator: Gay, Dalton**

**List Source: Eurofins Atlanta**

| Question | Answer | Comment |
|---|---|---|
| The cooler's custody seal, if present, is intact. | True | |
| The cooler does not appear to have been compromised or tampered with. | True | |
| Samples were received on ice. | True | |
| Cooler Temperature is acceptable. | True | |
| Cooler Temperature is recorded. | True | |
| COC present. | True | |
| COC is filled out in ink and legible. | True | |
| COC is filled out with all pertinent information. | True | |
| Sample custody seals, if present, are intact. | True | |
| Sample collection date/times are provided. | True | |
| The samples do not appear to have been compromised or tampered with. | True | |
| Containers are not broken or leaking. | True | |
| There are no discrepancies between the containers received and the COC. | True | |
| Sample containers have legible labels. | True | |
| Appropriate sample containers were rec'd and sufficient volume for all analyses. | True | |
| Samples are received within Holding Time (excluding tests with immediate HTs). | True | |
| Containers requiring zero headspace have no headspace or bubble is <6mm (1/4"). | True | |
| Is there sufficient air space in bottle for bacteriological analysis. | N/A | |

This receipt checklist is generated for all samples received in this Login. It may not be applicable to all Jobs associated with this Login.

# Definitions/Glossary

Client: Southern Company
Project/Site: Plant Wansley Landfill - Surface Waters

Job ID: 705-55747-2

## Qualifiers

### Metals

| Qualifier | Qualifier Description |
|---|---|
| ^+ | Continuing Calibration Verification (CCV) is outside acceptance limits, high biased. |
| B | Compound was found in the blank and sample. |
| F1 | MS and/or MSD recovery exceeds control limits. |
| J | Result is less than the RL but greater than or equal to the MDL and the concentration is an approximate value. |

## Glossary

| Abbreviation | These commonly used abbreviations may or may not be present in this report. |
|---|---|
| ☼ | Listed under the "D" column to designate that the result is reported on a dry weight basis |
| %R | Percent Recovery |
| CFL | Contains Free Liquid |
| CFU | Colony Forming Unit |
| CNF | Contains No Free Liquid |
| DER | Duplicate Error Ratio (normalized absolute difference) |
| Dil Fac | Dilution Factor |
| DL | Detection Limit (DoD/DOE) |
| DL, RA, RE, IN | Indicates a Dilution, Re-analysis, Re-extraction, or additional Initial metals/anion analysis of the sample |
| DLC | Decision Level Concentration (Radiochemistry) |
| EDL | Estimated Detection Limit (Dioxin) |
| LOD | Limit of Detection (DoD/DOE) |
| LOQ | Limit of Quantitation (DoD/DOE) |
| MCL | EPA recommended "Maximum Contaminant Level" |
| MDA | Minimum Detectable Activity (Radiochemistry) |
| MDC | Minimum Detectable Concentration (Radiochemistry) |
| MDL | Method Detection Limit |
| ML | Minimum Level (Dioxin) |
| MPN | Most Probable Number |
| MQL | Method Quantitation Limit |
| NC | Not Calculated |
| ND | Not Detected at the reporting limit (or MDL or EDL if shown) |
| NEG | Negative / Absent |
| POS | Positive / Present |
| PQL | Practical Quantitation Limit |
| PRES | Presumptive |
| QC | Quality Control |
| RER | Relative Error Ratio (Radiochemistry) |
| RL | Reporting Limit or Requested Limit (Radiochemistry) |
| RPD | Relative Percent Difference, a measure of the relative difference between two points |
| TEF | Toxicity Equivalent Factor (Dioxin) |
| TEQ | Toxicity Equivalent Quotient (Dioxin) |
| TNTC | Too Numerous To Count |

**Job Narrative**
**705-55747-2**

The analytical test results presented in this report meet all requirements of the associated regulatory program listed on the Accreditation/Certification Summary Page, unless otherwise noted. Data qualifiers and/or narrative comments are included to explain any exceptions, if applicable. Regulated compliance samples (e.g. SDWA, NPDES) must comply with associated agency requirements/permits.

- Matrix-specific batch QC (e.g., MS, MSD, SD) may not be reported when insufficient sample volume is available or when site-specific QC samples are not submitted. In such cases, a Laboratory Control Sample Duplicate (LCSD) may be analyzed to provide precision data for the batch.
- For samples analyzed using surrogate and/or isotope dilution analytes, any recoveries falling outside of established acceptance criteria are re-prepared and/or re-analyzed to confirm results, unless the deviation is due to sample dilution or otherwise explained in the case narrative.

**Receipt**
The samples were received on 1/23/2026 9:47 AM. Unless otherwise noted below, the samples arrived in good condition, and, where required, properly preserved and on ice. The temperatures of the 2 coolers at receipt time were 0.9°C and 1.0°C.

**Metals**
Method 6020B - Total Recoverable: The method blank for preparation batch 705-110121 and analytical batch 705-110530 contained Potassium above the method detection limit. This target analyte concentration was less than the reporting limit (RL) in the method blank; therefore, re-extraction and/or re-analysis of samples was not performed

Method 6020B - Total Recoverable: The continuing calibration verification (CCV) associated with batch 705-110530 recovered above the upper control limit for Sodium. Any detections are considered estimated. Only batch QC MS & MSD samples ae affected.

No additional analytical or quality issues were noted, other than those described above or in the Definitions/ Glossary page.

**General Chemistry**
No additional analytical or quality issues were noted, other than those described above or in the Definitions/ Glossary page.

# Detection Summary

Client: Southern Company
Project/Site: Plant Wansley Landfill - Surface Waters

Job ID: 705-55747-2

## Client Sample ID: WAN-SWA-1 — Lab Sample ID: 705-55747-1

| Analyte | Result | Qualifier | RL | MDL | Unit | Dil Fac | D | Method | Prep Type |
|---|---|---|---|---|---|---|---|---|---|
| Magnesium | 1.2 | | 0.10 | 0.016 | mg/L | 1 | | 6020B | Total Recoverable |
| Potassium | 1.6 | | 0.10 | 0.044 | mg/L | 1 | | 6020B | Total Recoverable |
| Sodium | 3.2 | | 0.50 | 0.25 | mg/L | 1 | | 6020B | Total Recoverable |
| Total Alkalinity as CaCO3 | 24 | | 3.0 | 3.0 | mg/L | 1 | | 2320B-2011 | Total/NA |
| Bicarbonate Alkalinity as CaCO3 | 24 | | 3.0 | 3.0 | mg/L | 1 | | 2320B-2011 | Total/NA |

## Client Sample ID: WAN-SWA-6 — Lab Sample ID: 705-55747-2

| Analyte | Result | Qualifier | RL | MDL | Unit | Dil Fac | D | Method | Prep Type |
|---|---|---|---|---|---|---|---|---|---|
| Magnesium | 6.2 | | 0.10 | 0.016 | mg/L | 1 | | 6020B | Total Recoverable |
| Potassium | 2.9 | | 0.10 | 0.044 | mg/L | 1 | | 6020B | Total Recoverable |
| Sodium | 5.2 | | 0.50 | 0.25 | mg/L | 1 | | 6020B | Total Recoverable |
| Total Alkalinity as CaCO3 | 28 | | 3.0 | 3.0 | mg/L | 1 | | 2320B-2011 | Total/NA |
| Bicarbonate Alkalinity as CaCO3 | 28 | | 3.0 | 3.0 | mg/L | 1 | | 2320B-2011 | Total/NA |

## Client Sample ID: WAN-SWC-3 — Lab Sample ID: 705-55747-3

| Analyte | Result | Qualifier | RL | MDL | Unit | Dil Fac | D | Method | Prep Type |
|---|---|---|---|---|---|---|---|---|---|
| Magnesium | 19 | | 0.10 | 0.016 | mg/L | 1 | | 6020B | Total Recoverable |
| Potassium | 2.3 | B | 0.10 | 0.044 | mg/L | 1 | | 6020B | Total Recoverable |
| Sodium | 4.0 | | 0.50 | 0.25 | mg/L | 1 | | 6020B | Total Recoverable |
| Total Alkalinity as CaCO3 | 41 | | 3.0 | 3.0 | mg/L | 1 | | 2320B-2011 | Total/NA |
| Bicarbonate Alkalinity as CaCO3 | 41 | | 3.0 | 3.0 | mg/L | 1 | | 2320B-2011 | Total/NA |

## Client Sample ID: WAN-SWC-5 — Lab Sample ID: 705-55747-4

| Analyte | Result | Qualifier | RL | MDL | Unit | Dil Fac | D | Method | Prep Type |
|---|---|---|---|---|---|---|---|---|---|
| Magnesium | 7.4 | | 0.10 | 0.016 | mg/L | 1 | | 6020B | Total Recoverable |
| Potassium | 1.8 | B | 0.10 | 0.044 | mg/L | 1 | | 6020B | Total Recoverable |
| Sodium | 8.9 | | 0.50 | 0.25 | mg/L | 1 | | 6020B | Total Recoverable |
| Total Alkalinity as CaCO3 | 75 | | 3.0 | 3.0 | mg/L | 1 | | 2320B-2011 | Total/NA |
| Bicarbonate Alkalinity as CaCO3 | 75 | | 3.0 | 3.0 | mg/L | 1 | | 2320B-2011 | Total/NA |

## Client Sample ID: WAN-SWC-7 — Lab Sample ID: 705-55747-5

| Analyte | Result | Qualifier | RL | MDL | Unit | Dil Fac | D | Method | Prep Type |
|---|---|---|---|---|---|---|---|---|---|
| Magnesium | 3.2 | | 0.10 | 0.016 | mg/L | 1 | | 6020B | Total Recoverable |
| Potassium | 2.0 | B | 0.10 | 0.044 | mg/L | 1 | | 6020B | Total Recoverable |
| Sodium | 4.5 | | 0.50 | 0.25 | mg/L | 1 | | 6020B | Total Recoverable |
| Total Alkalinity as CaCO3 | 25 | | 3.0 | 3.0 | mg/L | 1 | | 2320B-2011 | Total/NA |
| Bicarbonate Alkalinity as CaCO3 | 25 | | 3.0 | 3.0 | mg/L | 1 | | 2320B-2011 | Total/NA |

This Detection Summary does not include radiochemical test results.

# Client Sample Results

Client: Southern Company
Project/Site: Plant Wansley Landfill - Surface Waters

Job ID: 705-55747-2

## Client Sample ID: WAN-SWA-1

**Lab Sample ID: 705-55747-1**
**Matrix: Water**

**Date Collected: 01/22/26 14:58**
**Date Received: 01/23/26 09:47**

### Method: SW846 6020B - Metals (ICP/MS) - Total Recoverable

| Analyte | Result | Qualifier | RL | MDL | Unit | D | Prepared | Analyzed | Dil Fac |
|---|---|---|---|---|---|---|---|---|---|
| Magnesium | 1.2 | | 0.10 | 0.016 | mg/L | | 01/26/26 11:54 | 01/28/26 03:23 | 1 |
| Potassium | 1.6 | | 0.10 | 0.044 | mg/L | | 01/26/26 11:54 | 01/28/26 03:23 | 1 |
| Sodium | 3.2 | | 0.50 | 0.25 | mg/L | | 01/26/26 11:54 | 01/28/26 03:23 | 1 |

### General Chemistry

| Analyte | Result | Qualifier | RL | MDL | Unit | D | Prepared | Analyzed | Dil Fac |
|---|---|---|---|---|---|---|---|---|---|
| Total Alkalinity as CaCO3 (SM 2320B-2011) | 24 | | 3.0 | 3.0 | mg/L | | | 01/30/26 13:40 | 1 |
| Bicarbonate Alkalinity as CaCO3 (SM 2320B-2011) | 24 | | 3.0 | 3.0 | mg/L | | | 01/30/26 13:40 | 1 |
| Carbonate Alkalinity as CaCO3 (SM 2320B-2011) | <3.0 | | 3.0 | 3.0 | mg/L | | | 01/30/26 13:40 | 1 |

## Client Sample ID: WAN-SWA-6

**Lab Sample ID: 705-55747-2**
**Matrix: Water**

**Date Collected: 01/22/26 15:42**
**Date Received: 01/23/26 09:47**

### Method: SW846 6020B - Metals (ICP/MS) - Total Recoverable

| Analyte | Result | Qualifier | RL | MDL | Unit | D | Prepared | Analyzed | Dil Fac |
|---|---|---|---|---|---|---|---|---|---|
| Magnesium | 6.2 | | 0.10 | 0.016 | mg/L | | 01/26/26 11:54 | 01/28/26 03:26 | 1 |
| Potassium | 2.9 | | 0.10 | 0.044 | mg/L | | 01/26/26 11:54 | 01/28/26 03:26 | 1 |
| Sodium | 5.2 | | 0.50 | 0.25 | mg/L | | 01/26/26 11:54 | 01/28/26 03:26 | 1 |

### General Chemistry

| Analyte | Result | Qualifier | RL | MDL | Unit | D | Prepared | Analyzed | Dil Fac |
|---|---|---|---|---|---|---|---|---|---|
| Total Alkalinity as CaCO3 (SM 2320B-2011) | 28 | | 3.0 | 3.0 | mg/L | | | 01/30/26 13:40 | 1 |
| Bicarbonate Alkalinity as CaCO3 (SM 2320B-2011) | 28 | | 3.0 | 3.0 | mg/L | | | 01/30/26 13:40 | 1 |
| Carbonate Alkalinity as CaCO3 (SM 2320B-2011) | <3.0 | | 3.0 | 3.0 | mg/L | | | 01/30/26 13:40 | 1 |

## Client Sample ID: WAN-SWC-3

**Lab Sample ID: 705-55747-3**
**Matrix: Water**

**Date Collected: 01/22/26 14:11**
**Date Received: 01/23/26 09:47**

### Method: SW846 6020B - Metals (ICP/MS) - Total Recoverable

| Analyte | Result | Qualifier | RL | MDL | Unit | D | Prepared | Analyzed | Dil Fac |
|---|---|---|---|---|---|---|---|---|---|
| Magnesium | 19 | | 0.10 | 0.016 | mg/L | | 01/26/26 16:13 | 01/27/26 23:53 | 1 |
| Potassium | 2.3 | B | 0.10 | 0.044 | mg/L | | 01/26/26 16:13 | 01/27/26 23:53 | 1 |
| Sodium | 4.0 | | 0.50 | 0.25 | mg/L | | 01/26/26 16:13 | 01/28/26 18:33 | 1 |

### General Chemistry

| Analyte | Result | Qualifier | RL | MDL | Unit | D | Prepared | Analyzed | Dil Fac |
|---|---|---|---|---|---|---|---|---|---|
| Total Alkalinity as CaCO3 (SM 2320B-2011) | 41 | | 3.0 | 3.0 | mg/L | | | 01/30/26 13:40 | 1 |
| Bicarbonate Alkalinity as CaCO3 (SM 2320B-2011) | 41 | | 3.0 | 3.0 | mg/L | | | 01/30/26 13:40 | 1 |
| Carbonate Alkalinity as CaCO3 (SM 2320B-2011) | <3.0 | | 3.0 | 3.0 | mg/L | | | 01/30/26 13:40 | 1 |

# Client Sample Results

Client: Southern Company
Project/Site: Plant Wansley Landfill - Surface Waters

Job ID: 705-55747-2

## Client Sample ID: WAN-SWC-5

**Lab Sample ID: 705-55747-4**
**Matrix: Water**

**Date Collected: 01/22/26 14:35**
**Date Received: 01/23/26 09:47**

### Method: SW846 6020B - Metals (ICP/MS) - Total Recoverable

| Analyte | Result | Qualifier | RL | MDL | Unit | D | Prepared | Analyzed | Dil Fac |
|---|---|---|---|---|---|---|---|---|---|
| Magnesium | 7.4 | | 0.10 | 0.016 | mg/L | | 01/26/26 16:13 | 01/27/26 23:56 | 1 |
| Potassium | 1.8 | B | 0.10 | 0.044 | mg/L | | 01/26/26 16:13 | 01/27/26 23:56 | 1 |
| Sodium | 8.9 | | 0.50 | 0.25 | mg/L | | 01/26/26 16:13 | 01/28/26 18:36 | 1 |

### General Chemistry

| Analyte | Result | Qualifier | RL | MDL | Unit | D | Prepared | Analyzed | Dil Fac |
|---|---|---|---|---|---|---|---|---|---|
| Total Alkalinity as CaCO3 (SM 2320B-2011) | 75 | | 3.0 | 3.0 | mg/L | | | 01/30/26 13:40 | 1 |
| Bicarbonate Alkalinity as CaCO3 (SM 2320B-2011) | 75 | | 3.0 | 3.0 | mg/L | | | 01/30/26 13:40 | 1 |
| Carbonate Alkalinity as CaCO3 (SM 2320B-2011) | <3.0 | | 3.0 | 3.0 | mg/L | | | 01/30/26 13:40 | 1 |

## Client Sample ID: WAN-SWC-7

**Lab Sample ID: 705-55747-5**
**Matrix: Water**

**Date Collected: 01/22/26 15:06**
**Date Received: 01/23/26 09:47**

### Method: SW846 6020B - Metals (ICP/MS) - Total Recoverable

| Analyte | Result | Qualifier | RL | MDL | Unit | D | Prepared | Analyzed | Dil Fac |
|---|---|---|---|---|---|---|---|---|---|
| Magnesium | 3.2 | | 0.10 | 0.016 | mg/L | | 01/26/26 16:13 | 01/27/26 23:58 | 1 |
| Potassium | 2.0 | B | 0.10 | 0.044 | mg/L | | 01/26/26 16:13 | 01/27/26 23:58 | 1 |
| Sodium | 4.5 | | 0.50 | 0.25 | mg/L | | 01/26/26 16:13 | 01/28/26 18:38 | 1 |

### General Chemistry

| Analyte | Result | Qualifier | RL | MDL | Unit | D | Prepared | Analyzed | Dil Fac |
|---|---|---|---|---|---|---|---|---|---|
| Total Alkalinity as CaCO3 (SM 2320B-2011) | 25 | | 3.0 | 3.0 | mg/L | | | 01/30/26 13:40 | 1 |
| Bicarbonate Alkalinity as CaCO3 (SM 2320B-2011) | 25 | | 3.0 | 3.0 | mg/L | | | 01/30/26 13:40 | 1 |
| Carbonate Alkalinity as CaCO3 (SM 2320B-2011) | <3.0 | | 3.0 | 3.0 | mg/L | | | 01/30/26 13:40 | 1 |

# Method Summary

Client: Southern Company
Project/Site: Plant Wansley Landfill - Surface Waters

Job ID: 705-55747-2

| Method | Method Description | Protocol | Laboratory |
|---|---|---|---|
| 6020B | Metals (ICP/MS) | SW846 | EET ATL |
| 2320B-2011 | Alkalinity, Total | SM | EET ATL |
| 3005A | Preparation, Total Recoverable or Dissolved Metals | SW846 | EET ATL |

**Protocol References:**

SM = "Standard Methods For The Examination Of Water And Wastewater"

SW846 = "Test Methods For Evaluating Solid Waste, Physical/Chemical Methods", Third Edition, November 1986 And Its Updates.

**Laboratory References:**

EET ATL = Eurofins Atlanta, 3080 Presidential Dr, Atlanta, GA 30340, TEL (770)457-8177

# QC Sample Results

Client: Southern Company
Project/Site: Plant Wansley Landfill - Surface Waters

Job ID: 705-55747-2

## Method: 6020B - Metals (ICP/MS)

**Lab Sample ID: MB 705-110012/1-A**
**Matrix: Water**
**Analysis Batch: 110576**

**Client Sample ID: Method Blank**
**Prep Type: Total Recoverable**
**Prep Batch: 110012**

| Analyte | MB Result | MB Qualifier | RL | MDL | Unit | D | Prepared | Analyzed | Dil Fac |
|---|---|---|---|---|---|---|---|---|---|
| Magnesium | <0.016 | | 0.10 | 0.016 | mg/L | | 01/26/26 11:54 | 01/28/26 01:22 | 1 |
| Potassium | <0.044 | | 0.10 | 0.044 | mg/L | | 01/26/26 11:54 | 01/28/26 01:22 | 1 |
| Sodium | <0.25 | | 0.50 | 0.25 | mg/L | | 01/26/26 11:54 | 01/28/26 01:22 | 1 |

**Lab Sample ID: LCS 705-110012/2-A**
**Matrix: Water**
**Analysis Batch: 110576**

**Client Sample ID: Lab Control Sample**
**Prep Type: Total Recoverable**
**Prep Batch: 110012**

| Analyte | Spike Added | LCS Result | LCS Qualifier | Unit | D | %Rec | %Rec Limits |
|---|---|---|---|---|---|---|---|
| Magnesium | 1.00 | 1.06 | | mg/L | | 106 | 80 - 120 |
| Potassium | 1.00 | 0.998 | | mg/L | | 100 | 80 - 120 |
| Sodium | 1.00 | 1.01 | | mg/L | | 101 | 80 - 120 |

**Lab Sample ID: 705-55752-G-5-B MS**
**Matrix: Water**
**Analysis Batch: 110576**

**Client Sample ID: Matrix Spike**
**Prep Type: Total Recoverable**
**Prep Batch: 110012**

| Analyte | Sample Result | Sample Qualifier | Spike Added | MS Result | MS Qualifier | Unit | D | %Rec | %Rec Limits |
|---|---|---|---|---|---|---|---|---|---|
| Magnesium | <0.016 | J | 1.00 | 1.03 | | mg/L | | 103 | 75 - 125 |
| Potassium | <0.044 | J | 1.00 | 0.969 | | mg/L | | 97 | 75 - 125 |
| Sodium | 0.27 | J | 1.00 | 1.25 | | mg/L | | 98 | 75 - 125 |

**Lab Sample ID: 705-55752-G-5-C MSD**
**Matrix: Water**
**Analysis Batch: 110576**

**Client Sample ID: Matrix Spike Duplicate**
**Prep Type: Total Recoverable**
**Prep Batch: 110012**

| Analyte | Sample Result | Sample Qualifier | Spike Added | MSD Result | MSD Qualifier | Unit | D | %Rec | %Rec Limits | RPD | RPD Limit |
|---|---|---|---|---|---|---|---|---|---|---|---|
| Magnesium | <0.016 | J | 1.00 | 1.11 | | mg/L | | 111 | 75 - 125 | 8 | 20 |
| Potassium | <0.044 | J | 1.00 | 1.09 | | mg/L | | 109 | 75 - 125 | 12 | 20 |
| Sodium | 0.27 | J | 1.00 | 1.27 | | mg/L | | 100 | 75 - 125 | 2 | 20 |

**Lab Sample ID: MB 705-110121/1-A**
**Matrix: Water**
**Analysis Batch: 110530**

**Client Sample ID: Method Blank**
**Prep Type: Total Recoverable**
**Prep Batch: 110121**

| Analyte | MB Result | MB Qualifier | RL | MDL | Unit | D | Prepared | Analyzed | Dil Fac |
|---|---|---|---|---|---|---|---|---|---|
| Magnesium | <0.016 | | 0.10 | 0.016 | mg/L | | 01/26/26 16:13 | 01/27/26 22:16 | 1 |
| Potassium | 0.0678 | J | 0.10 | 0.044 | mg/L | | 01/26/26 16:13 | 01/27/26 22:16 | 1 |

**Lab Sample ID: MB 705-110121/1-A**
**Matrix: Water**
**Analysis Batch: 110686**

**Client Sample ID: Method Blank**
**Prep Type: Total Recoverable**
**Prep Batch: 110121**

| Analyte | MB Result | MB Qualifier | RL | MDL | Unit | D | Prepared | Analyzed | Dil Fac |
|---|---|---|---|---|---|---|---|---|---|
| Sodium | <0.25 | | 0.50 | 0.25 | mg/L | | 01/26/26 16:13 | 01/28/26 17:58 | 1 |

## Method: 6020B - Metals (ICP/MS) (Continued)

**Lab Sample ID: LCS 705-110121/2-A** — **Client Sample ID: Lab Control Sample**
**Matrix: Water** — **Prep Type: Total Recoverable**
**Analysis Batch: 110530** — **Prep Batch: 110121**

| Analyte | | | Spike Added | LCS Result | LCS Qualifier | Unit | D | %Rec | %Rec Limits | | |
|---|---|---|---|---|---|---|---|---|---|---|---|
| Magnesium | | | 1.00 | 1.02 | | mg/L | | 102 | 80 - 120 | | |
| Potassium | | | 1.00 | 1.01 | | mg/L | | 101 | 80 - 120 | | |

**Lab Sample ID: LCS 705-110121/2-A** — **Client Sample ID: Lab Control Sample**
**Matrix: Water** — **Prep Type: Total Recoverable**
**Analysis Batch: 110686** — **Prep Batch: 110121**

| Analyte | | | Spike Added | LCS Result | LCS Qualifier | Unit | D | %Rec | %Rec Limits | | |
|---|---|---|---|---|---|---|---|---|---|---|---|
| Sodium | | | 1.00 | 1.10 | | mg/L | | 110 | 80 - 120 | | |

**Lab Sample ID: 705-55774-A-25-B MS** — **Client Sample ID: Matrix Spike**
**Matrix: Water** — **Prep Type: Total Recoverable**
**Analysis Batch: 110530** — **Prep Batch: 110121**

| Analyte | Sample Result | Sample Qualifier | Spike Added | MS Result | MS Qualifier | Unit | D | %Rec | %Rec Limits | | |
|---|---|---|---|---|---|---|---|---|---|---|---|
| Magnesium | 0.40 | | 1.00 | 1.45 | | mg/L | | 105 | 75 - 125 | | |
| Potassium | 0.97 | F1 B | 1.00 | 1.96 | | mg/L | | 98 | 75 - 125 | | |
| Sodium | 1.4 | F1 B ^+ * + | 1.00 | 2.43 | ^+ | mg/L | | 104 | 75 - 125 | | |

**Lab Sample ID: 705-55774-A-25-C MSD** — **Client Sample ID: Matrix Spike Duplicate**
**Matrix: Water** — **Prep Type: Total Recoverable**
**Analysis Batch: 110530** — **Prep Batch: 110121**

| Analyte | Sample Result | Sample Qualifier | Spike Added | MSD Result | MSD Qualifier | Unit | D | %Rec | %Rec Limits | RPD | RPD Limit |
|---|---|---|---|---|---|---|---|---|---|---|---|
| Magnesium | 0.40 | | 1.00 | 1.64 | | mg/L | | 123 | 75 - 125 | 12 | 20 |
| Potassium | 0.97 | F1 B | 1.00 | 2.26 | F1 | mg/L | | 128 | 75 - 125 | 14 | 20 |
| Sodium | 1.4 | F1 B ^+ * + | 1.00 | 2.74 | F1 ^+ | mg/L | | 135 | 75 - 125 | 12 | 20 |

## Method: 2320B-2011 - Alkalinity, Total

**Lab Sample ID: LCS 705-111168/1** — **Client Sample ID: Lab Control Sample**
**Matrix: Water** — **Prep Type: Total/NA**
**Analysis Batch: 111168**

| Analyte | | | Spike Added | LCS Result | LCS Qualifier | Unit | D | %Rec | %Rec Limits | | |
|---|---|---|---|---|---|---|---|---|---|---|---|
| Total Alkalinity as CaCO3 | | | 125 | 133 | | mg/L | | 106 | 90 - 110 | | |

**Lab Sample ID: 705-55641-C-1 DU** — **Client Sample ID: Duplicate**
**Matrix: Water** — **Prep Type: Total/NA**
**Analysis Batch: 111168**

| Analyte | Sample Result | Sample Qualifier | | DU Result | DU Qualifier | Unit | D | | | RPD | RPD Limit |
|---|---|---|---|---|---|---|---|---|---|---|---|
| Total Alkalinity as CaCO3 | 350 | | | 352 | | mg/L | | | | 0.06 | 30 |
| Bicarbonate Alkalinity as CaCO3 | 350 | | | 352 | | mg/L | | | | 0.06 | 30 |
| Carbonate Alkalinity as CaCO3 | <3.0 | | | <3.0 | | mg/L | | | | NC | 30 |

# Lab Chronicle

Client: Southern Company
Project/Site: Plant Wansley Landfill - Surface Waters

Job ID: 705-55747-2

## Client Sample ID: WAN-SWA-1

**Lab Sample ID: 705-55747-1**
**Date Collected: 01/22/26 14:58**
**Matrix: Water**
**Date Received: 01/23/26 09:47**

| Prep Type | Batch Type | Batch Method | Run | Dilution Factor | Batch Number | Analyst | Lab | Prepared or Analyzed |
|---|---|---|---|---|---|---|---|---|
| Total Recoverable | Prep | 3005A | | | 110012 | SA | EET ATL | 01/26/26 11:54 |
| Total Recoverable | Analysis | 6020B | | 1 | 110576 | TT | EET ATL | 01/28/26 03:23 |
| Total/NA | Analysis | 2320B-2011 | | 1 | 111168 | AH | EET ATL | 01/30/26 13:40 |

## Client Sample ID: WAN-SWA-6

**Lab Sample ID: 705-55747-2**
**Date Collected: 01/22/26 15:42**
**Matrix: Water**
**Date Received: 01/23/26 09:47**

| Prep Type | Batch Type | Batch Method | Run | Dilution Factor | Batch Number | Analyst | Lab | Prepared or Analyzed |
|---|---|---|---|---|---|---|---|---|
| Total Recoverable | Prep | 3005A | | | 110012 | SA | EET ATL | 01/26/26 11:54 |
| Total Recoverable | Analysis | 6020B | | 1 | 110576 | TT | EET ATL | 01/28/26 03:26 |
| Total/NA | Analysis | 2320B-2011 | | 1 | 111168 | AH | EET ATL | 01/30/26 13:40 |

## Client Sample ID: WAN-SWC-3

**Lab Sample ID: 705-55747-3**
**Date Collected: 01/22/26 14:11**
**Matrix: Water**
**Date Received: 01/23/26 09:47**

| Prep Type | Batch Type | Batch Method | Run | Dilution Factor | Batch Number | Analyst | Lab | Prepared or Analyzed |
|---|---|---|---|---|---|---|---|---|
| Total Recoverable | Prep | 3005A | | | 110121 | SA | EET ATL | 01/26/26 16:13 |
| Total Recoverable | Analysis | 6020B | | 1 | 110530 | TT | EET ATL | 01/27/26 23:53 |
| Total Recoverable | Prep | 3005A | | | 110121 | SA | EET ATL | 01/26/26 16:13 |
| Total Recoverable | Analysis | 6020B | | 1 | 110686 | TT | EET ATL | 01/28/26 18:33 |
| Total/NA | Analysis | 2320B-2011 | | 1 | 111168 | AH | EET ATL | 01/30/26 13:40 |

## Client Sample ID: WAN-SWC-5

**Lab Sample ID: 705-55747-4**
**Date Collected: 01/22/26 14:35**
**Matrix: Water**
**Date Received: 01/23/26 09:47**

| Prep Type | Batch Type | Batch Method | Run | Dilution Factor | Batch Number | Analyst | Lab | Prepared or Analyzed |
|---|---|---|---|---|---|---|---|---|
| Total Recoverable | Prep | 3005A | | | 110121 | SA | EET ATL | 01/26/26 16:13 |
| Total Recoverable | Analysis | 6020B | | 1 | 110530 | TT | EET ATL | 01/27/26 23:56 |
| Total Recoverable | Prep | 3005A | | | 110121 | SA | EET ATL | 01/26/26 16:13 |
| Total Recoverable | Analysis | 6020B | | 1 | 110686 | TT | EET ATL | 01/28/26 18:36 |
| Total/NA | Analysis | 2320B-2011 | | 1 | 111168 | AH | EET ATL | 01/30/26 13:40 |

## Client Sample ID: WAN-SWC-7

**Lab Sample ID: 705-55747-5**
**Date Collected: 01/22/26 15:06**
**Matrix: Water**
**Date Received: 01/23/26 09:47**

| Prep Type | Batch Type | Batch Method | Run | Dilution Factor | Batch Number | Analyst | Lab | Prepared or Analyzed |
|---|---|---|---|---|---|---|---|---|
| Total Recoverable | Prep | 3005A | | | 110121 | SA | EET ATL | 01/26/26 16:13 |
| Total Recoverable | Analysis | 6020B | | 1 | 110530 | TT | EET ATL | 01/27/26 23:58 |
| Total Recoverable | Prep | 3005A | | | 110121 | SA | EET ATL | 01/26/26 16:13 |
| Total Recoverable | Analysis | 6020B | | 1 | 110686 | TT | EET ATL | 01/28/26 18:38 |
| Total/NA | Analysis | 2320B-2011 | | 1 | 111168 | AH | EET ATL | 01/30/26 13:40 |

# Lab Chronicle

Client: Southern Company
Project/Site: Plant Wansley Landfill - Surface Waters

Job ID: 705-55747-2

**Laboratory References:**

EET ATL = Eurofins Atlanta, 3080 Presidential Dr, Atlanta, GA 30340, TEL (770)457-8177

# QC Association Summary

Client: Southern Company
Project/Site: Plant Wansley Landfill - Surface Waters

Job ID: 705-55747-2

## Metals

### Prep Batch: 110012

| Lab Sample ID | Client Sample ID | Prep Type | Matrix | Method | Prep Batch |
|---|---|---|---|---|---|
| 705-55747-1 | WAN-SWA-1 | Total Recoverable | Water | 3005A | |
| 705-55747-2 | WAN-SWA-6 | Total Recoverable | Water | 3005A | |
| MB 705-110012/1-A | Method Blank | Total Recoverable | Water | 3005A | |
| LCS 705-110012/2-A | Lab Control Sample | Total Recoverable | Water | 3005A | |
| 705-55752-G-5-B MS | Matrix Spike | Total Recoverable | Water | 3005A | |
| 705-55752-G-5-C MSD | Matrix Spike Duplicate | Total Recoverable | Water | 3005A | |

### Prep Batch: 110121

| Lab Sample ID | Client Sample ID | Prep Type | Matrix | Method | Prep Batch |
|---|---|---|---|---|---|
| 705-55747-3 | WAN-SWC-3 | Total Recoverable | Water | 3005A | |
| 705-55747-4 | WAN-SWC-5 | Total Recoverable | Water | 3005A | |
| 705-55747-5 | WAN-SWC-7 | Total Recoverable | Water | 3005A | |
| MB 705-110121/1-A | Method Blank | Total Recoverable | Water | 3005A | |
| LCS 705-110121/2-A | Lab Control Sample | Total Recoverable | Water | 3005A | |
| 705-55774-A-25-B MS | Matrix Spike | Total Recoverable | Water | 3005A | |
| 705-55774-A-25-C MSD | Matrix Spike Duplicate | Total Recoverable | Water | 3005A | |

### Analysis Batch: 110530

| Lab Sample ID | Client Sample ID | Prep Type | Matrix | Method | Prep Batch |
|---|---|---|---|---|---|
| 705-55747-3 | WAN-SWC-3 | Total Recoverable | Water | 6020B | 110121 |
| 705-55747-4 | WAN-SWC-5 | Total Recoverable | Water | 6020B | 110121 |
| 705-55747-5 | WAN-SWC-7 | Total Recoverable | Water | 6020B | 110121 |
| MB 705-110121/1-A | Method Blank | Total Recoverable | Water | 6020B | 110121 |
| LCS 705-110121/2-A | Lab Control Sample | Total Recoverable | Water | 6020B | 110121 |
| 705-55774-A-25-B MS | Matrix Spike | Total Recoverable | Water | 6020B | 110121 |
| 705-55774-A-25-C MSD | Matrix Spike Duplicate | Total Recoverable | Water | 6020B | 110121 |

### Analysis Batch: 110576

| Lab Sample ID | Client Sample ID | Prep Type | Matrix | Method | Prep Batch |
|---|---|---|---|---|---|
| 705-55747-1 | WAN-SWA-1 | Total Recoverable | Water | 6020B | 110012 |
| 705-55747-2 | WAN-SWA-6 | Total Recoverable | Water | 6020B | 110012 |
| MB 705-110012/1-A | Method Blank | Total Recoverable | Water | 6020B | 110012 |
| LCS 705-110012/2-A | Lab Control Sample | Total Recoverable | Water | 6020B | 110012 |
| 705-55752-G-5-B MS | Matrix Spike | Total Recoverable | Water | 6020B | 110012 |
| 705-55752-G-5-C MSD | Matrix Spike Duplicate | Total Recoverable | Water | 6020B | 110012 |

### Analysis Batch: 110686

| Lab Sample ID | Client Sample ID | Prep Type | Matrix | Method | Prep Batch |
|---|---|---|---|---|---|
| 705-55747-3 | WAN-SWC-3 | Total Recoverable | Water | 6020B | 110121 |
| 705-55747-4 | WAN-SWC-5 | Total Recoverable | Water | 6020B | 110121 |
| 705-55747-5 | WAN-SWC-7 | Total Recoverable | Water | 6020B | 110121 |
| MB 705-110121/1-A | Method Blank | Total Recoverable | Water | 6020B | 110121 |
| LCS 705-110121/2-A | Lab Control Sample | Total Recoverable | Water | 6020B | 110121 |

## General Chemistry

### Analysis Batch: 111168

| Lab Sample ID | Client Sample ID | Prep Type | Matrix | Method | Prep Batch |
|---|---|---|---|---|---|
| 705-55747-1 | WAN-SWA-1 | Total/NA | Water | 2320B-2011 | |
| 705-55747-2 | WAN-SWA-6 | Total/NA | Water | 2320B-2011 | |
| 705-55747-3 | WAN-SWC-3 | Total/NA | Water | 2320B-2011 | |

## General Chemistry (Continued)

### Analysis Batch: 111168 (Continued)

| Lab Sample ID | Client Sample ID | Prep Type | Matrix | Method | Prep Batch |
|---|---|---|---|---|---|
| 705-55747-4 | WAN-SWC-5 | Total/NA | Water | 2320B-2011 | |
| 705-55747-5 | WAN-SWC-7 | Total/NA | Water | 2320B-2011 | |
| LCS 705-111168/1 | Lab Control Sample | Total/NA | Water | 2320B-2011 | |
| 705-55641-C-1 DU | Duplicate | Total/NA | Water | 2320B-2011 | |

# Accreditation/Certification Summary

Client: Southern Company
Job ID: 705-55747-2
Project/Site: Plant Wansley Landfill - Surface Waters

## Laboratory: Eurofins Atlanta

The accreditations/certifications listed below are applicable to this report.

| Authority | Program | Identification Number | Expiration Date |
|---|---|---|---|
| Florida | NELAP | E87582 | 06-30-26 |
| Georgia | State | E87582 | 06-30-26 |

eurofins | Environment Testing

# ANALYTICAL REPORT

## PREPARED FOR

Attn: Robert (Trey) Singleton
Southern Company
3535 Colonnade Parkway
Bin S 530 EC
Birmingham, Alabama 35243

Generated 3/10/2026 10:51:28 AM Revision 1

## JOB DESCRIPTION

Plant Wansley Landfill

## JOB NUMBER

705-57765-2

Eurofins Atlanta
3080 Presidential Dr
Atlanta GA 30340

See page two for job notes and contact information.





my EOL

# Eurofins Atlanta

## Job Notes

The test results in this report relate only to the samples as received by the laboratory and will meet all requirements of the methodology, with any exceptions noted. This report shall not be reproduced except in full, without the express written approval of the laboratory. All questions should be directed to the Eurofins Environment Testing Southeast, LLC Project Manager.

## Authorization

Generated
3/10/2026 10:51:28 AM
Revision 1

Authorized for release by
David Fuller, Project Manager
David.Fuller@et.eurofinsus.com
(770)344-8986

# Table of Contents

Cover Page . . . . . 1
Table of Contents . . . . . 3
Sample Summary . . . . . 4
Chain of Custody . . . . . 5
Receipt Checklists . . . . . 6
Definitions/Glossary . . . . . 7
Case Narrative . . . . . 8
Detection Summary . . . . . 9
Client Sample Results . . . . . 10
Method Summary . . . . . 11
QC Sample Results . . . . . 12
Lab Chronicle . . . . . 13
QC Association Summary . . . . . 14
Certification Summary . . . . . 15

# Sample Summary

Client: Southern Company
Project/Site: Plant Wansley Landfill

Job ID: 705-57765-2

| Lab Sample ID | Client Sample ID | Matrix | Collected | Received | Sample Origin |
|---|---|---|---|---|---|
| 705-57765-1 | WAN-GWC-31 | Water | 02/11/26 09:37 | 02/11/26 15:30 | Georgia (St) |

**Eurofins Atlanta**
3080 Presidential Dr
Atlanta, GA 30340
Phone (770) 457-8177

# Chain of Custody Record

eurofins | Environment Testing America

| | | | | |
|---|---|---|---|---|
| **Client Information** | Sampler: D. Johnson ACC | Lab PM: David Fuller / Phone: 770-344-8986 | Carrier Tracking No(s): | COC No: |
| Client Contact: SCS Contacts | Phone: 770-594-5998 | E-Mail: david.fuller@et.eurofinsus.com | | Page: 1 of 1 |
| Company: GA Power | | | | Job #: |
| Address: 241 Ralph McGill Blvd SE | Due Date Requested: | | | |
| City: Atlanta | TAT Requested (days): | | | |
| State, Zip: GA, 30308 | | | | |
| Phone: 404-506-7116(Tel) | Lab Project #: 70504535 | | | |
| Email: SCS Contacts / ACC Contacts | PO #: GPC82130-0008 / PO Line #1 & #2 | | | |
| Project Name: Plant Wansley Landfill | Project #: | | | |
| Site: | SSOW#: | | | |

**Analysis Requested**

**Preservation Codes:**
A - HCL, B - NaOH, C - Zn Acetate, D - Nitric Acid, E - NaHSO4, F - MeOH, G - Amchlor, H - Ascorbic Acid, I - Ice, J - DI Water, K - EDTA, L - EDA
M - Hexane, N - None, O - AsNaO2, P - Na2O4S, Q - Na2SO3, R - Na2S2O3, S - H2SO4, T - TSP Dodecahydrate, U - Acetone, V - MCAA, W - pH 4-5, Z - other (specify)
Other:

**Task_Code:** WAN-CCR-ASSMT-2026S1

**Special Instructions/Note:** ALK + 3 Cations (Report Separately).

| Sample Identification | Sample Date (mm/dd/yy) | Sample Time (hhmm) | Sample Type (C=comp, G=grab) | Matrix (WG=ground water, WS=surface water, WQ=quality control) | Field Filtered Sample (Yes or No) | Perform MS/MSD (Yes or No) | Cations: Mg,Na,K | Total, Carbonate, Bicarbonate Alkalinity | Total Number of containers |
|---|---|---|---|---|---|---|---|---|---|
| | | | Preservation Code: | | | | | | |
| WAN- GWC-31 | 02/11/26 | 0937 | G | WG | N | N | ✓ | | 1 |
| WAN- | | | G | | N | N | | | |
| WAN- | | | G | | N | N | | | |
| WAN- | | | G | | N | N | | | |
| WAN- | | | G | | N | N | | | |
| WAN- | | | G | | N | N | | | |
| WAN- | | | G | | N | N | | | |
| WAN- | | | G | | N | N | | | |
| WAN- | | | G | | N | N | | | |
| WAN- | | | G | | N | N | | | |
| WAN- | | | G | | N | N | | | |

705-57765 COC

*Possible Hazard Identification*
☐ *Non-Hazard* ☐ *Flammable* ☐ *Skin Irritant* ☐ *Poison B* ☐ *Unknown* ☐ *Radiological*

*Sample Disposal ( A fee may be assessed if samples are retained longer than 1 month)*
☐ *Return To Client* ☐ *Disposal By Lab* ☐ *Archive For* _____ *Months*

Deliverable Requested: I, II, III, IV, Other (specify)

Special Instructions/QC Requirements:

Empty Kit Relinquished by: | Date: | Time: | Method of Shipment:

| Relinquished by | Date/Time | Company | Received by | Date/Time | Company |
|---|---|---|---|---|---|
| [signature] | 02/11/26 @ 1300 | ACC | [signature] | 2/11/26 1530 | |
| | | | | | |
| | | | | | |

Custody Seals Intact: Δ Yes Δ No | Custody Seal No.: | Cooler Temperature(s) °C and Other Remarks:

Ver: 01/16/2019

# Login Sample Receipt Checklist

Client: Southern Company

Job Number: 705-57765-2

**Login Number: 57765**
**List Number: 1**
**Creator: Stephens, Andrena**

**List Source: Eurofins Atlanta**

| Question | Answer | Comment |
|---|---|---|
| The cooler's custody seal, if present, is intact. | True | |
| The cooler does not appear to have been compromised or tampered with. | True | |
| Samples were received on ice. | True | |
| Cooler Temperature is acceptable. | True | |
| Cooler Temperature is recorded. | True | |
| COC present. | True | |
| COC is filled out in ink and legible. | True | |
| COC is filled out with all pertinent information. | True | |
| Sample custody seals, if present, are intact. | True | |
| Sample collection date/times are provided. | True | |
| The samples do not appear to have been compromised or tampered with. | True | |
| Containers are not broken or leaking. | True | |
| There are no discrepancies between the containers received and the COC. | True | |
| Sample containers have legible labels. | True | |
| Appropriate sample containers were rec'd and sufficient volume for all analyses. | True | |
| Samples are received within Holding Time (excluding tests with immediate HTs). | True | |
| Containers requiring zero headspace have no headspace or bubble is <6mm (1/4"). | True | |
| Is there sufficient air space in bottle for bacteriological analysis. | True | |

This receipt checklist is generated for all samples received in this Login. It may not be applicable to all Jobs associated with this Login.

# Definitions/Glossary

Client: Southern Company
Project/Site: Plant Wansley Landfill

Job ID: 705-57765-2

## Qualifiers

### Metals

| Qualifier | Qualifier Description |
|---|---|
| ^+ | Continuing Calibration Verification (CCV) is outside acceptance limits, high biased. |
| 4 | MS, MSD: The analyte present in the original sample is greater than 4 times the matrix spike concentration; therefore, control limits are not applicable. |

## Glossary

| Abbreviation | These commonly used abbreviations may or may not be present in this report. |
|---|---|
| ☼ | Listed under the "D" column to designate that the result is reported on a dry weight basis |
| %R | Percent Recovery |
| CFL | Contains Free Liquid |
| CFU | Colony Forming Unit |
| CNF | Contains No Free Liquid |
| DER | Duplicate Error Ratio (normalized absolute difference) |
| Dil Fac | Dilution Factor |
| DL | Detection Limit (DoD/DOE) |
| DL, RA, RE, IN | Indicates a Dilution, Re-analysis, Re-extraction, or additional Initial metals/anion analysis of the sample |
| DLC | Decision Level Concentration (Radiochemistry) |
| EDL | Estimated Detection Limit (Dioxin) |
| LOD | Limit of Detection (DoD/DOE) |
| LOQ | Limit of Quantitation (DoD/DOE) |
| MCL | EPA recommended "Maximum Contaminant Level" |
| MDA | Minimum Detectable Activity (Radiochemistry) |
| MDC | Minimum Detectable Concentration (Radiochemistry) |
| MDL | Method Detection Limit |
| ML | Minimum Level (Dioxin) |
| MPN | Most Probable Number |
| MQL | Method Quantitation Limit |
| NC | Not Calculated |
| ND | Not Detected at the reporting limit (or MDL or EDL if shown) |
| NEG | Negative / Absent |
| POS | Positive / Present |
| PQL | Practical Quantitation Limit |
| PRES | Presumptive |
| QC | Quality Control |
| RER | Relative Error Ratio (Radiochemistry) |
| RL | Reporting Limit or Requested Limit (Radiochemistry) |
| RPD | Relative Percent Difference, a measure of the relative difference between two points |
| TEF | Toxicity Equivalent Factor (Dioxin) |
| TEQ | Toxicity Equivalent Quotient (Dioxin) |
| TNTC | Too Numerous To Count |

**Job Narrative**
**705-57765-2**

**Revision 1**
The report being provided is a revision of the original report sent on 2/19/2026. The report is being revised in order to correct the date & time this sample was received and to use the corrected Chain of Custody (COC) provided.

The analytical test results presented in this report meet all requirements of the associated regulatory program listed on the Accreditation/Certification Summary Page, unless otherwise noted. Data qualifiers and/or narrative comments are included to explain any exceptions, if applicable. Regulated compliance samples (e.g. SDWA, NPDES) must comply with associated agency requirements/permits.

- Matrix-specific batch QC (e.g., MS, MSD, SD) may not be reported when insufficient sample volume is available or when site-specific QC samples are not submitted. In such cases, a Laboratory Control Sample Duplicate (LCSD) may be analyzed to provide precision data for the batch.
- For samples analyzed using surrogate and/or isotope dilution analytes, any recoveries falling outside of established acceptance criteria are re-prepared and/or re-analyzed to confirm results, unless the deviation is due to sample dilution or otherwise explained in the case narrative.

**Receipt**
The sample was received on 2/11/2026 03:30 PM. Unless otherwise noted below, the sample arrived in good condition, and, where required, properly preserved and on ice. The temperatures of the 4 coolers at receipt time were 0.3°C, 1.4°C, 2.0°C and 3.1°C.

**Metals**
Method 6020B: The continuing calibration verification (CCV) associated with batch 705-115022 recovered above the upper control limit for Magnesium, Potassium and Sodium. The CCV affected only the batch QC and no samples in this submittal. Data was reported.

No additional analytical or quality issues were noted, other than those described above or in the Definitions/ Glossary page.

# Detection Summary

Client: Southern Company
Project/Site: Plant Wansley Landfill

Job ID: 705-57765-2

## Client Sample ID: WAN-GWC-31 — Lab Sample ID: 705-57765-1

| Analyte | Result | Qualifier | RL | MDL | Unit | Dil Fac | D | Method | Prep Type |
|---|---|---|---|---|---|---|---|---|---|
| Magnesium | 3.0 | | 0.50 | 0.082 | mg/L | 5 | | 6020B | Total Recoverable |
| Potassium | 1.2 | | 0.10 | 0.044 | mg/L | 1 | | 6020B | Total Recoverable |
| Sodium | 12 | | 2.5 | 1.2 | mg/L | 5 | | 6020B | Total Recoverable |

This Detection Summary does not include radiochemical test results.

# Client Sample Results

Client: Southern Company
Project/Site: Plant Wansley Landfill

Job ID: 705-57765-2

## Client Sample ID: WAN-GWC-31

**Lab Sample ID: 705-57765-1**

**Date Collected: 02/11/26 09:37**
**Date Received: 02/11/26 15:30**

**Matrix: Water**

### Method: SW846 6020B - Metals (ICP/MS) - Total Recoverable

| Analyte | Result | Qualifier | RL | MDL | Unit | D | Prepared | Analyzed | Dil Fac |
|---|---|---|---|---|---|---|---|---|---|
| Magnesium | 3.0 | | 0.50 | 0.082 | mg/L | | 02/17/26 10:35 | 02/18/26 15:23 | 5 |
| Potassium | 1.2 | | 0.10 | 0.044 | mg/L | | 02/17/26 10:35 | 02/18/26 01:28 | 1 |
| Sodium | 12 | | 2.5 | 1.2 | mg/L | | 02/17/26 10:35 | 02/18/26 15:23 | 5 |

# Method Summary

Client: Southern Company
Project/Site: Plant Wansley Landfill

Job ID: 705-57765-2

| Method | Method Description | Protocol | Laboratory |
|---|---|---|---|
| 6020B | Metals (ICP/MS) | SW846 | EET ATL |
| 3005A | Preparation, Total Recoverable or Dissolved Metals | SW846 | EET ATL |

**Protocol References:**

SW846 = "Test Methods For Evaluating Solid Waste, Physical/Chemical Methods", Third Edition, November 1986 And Its Updates.

**Laboratory References:**

EET ATL = Eurofins Atlanta, 3080 Presidential Dr, Atlanta, GA 30340, TEL (770)457-8177

# QC Sample Results

Client: Southern Company
Project/Site: Plant Wansley Landfill

Job ID: 705-57765-2

## Method: 6020B - Metals (ICP/MS)

**Lab Sample ID: MB 705-114631/1-A**
**Matrix: Water**
**Analysis Batch: 115022**

**Client Sample ID: Method Blank**
**Prep Type: Total Recoverable**
**Prep Batch: 114631**

| Analyte | MB Result | MB Qualifier | RL | MDL | Unit | D | Prepared | Analyzed | Dil Fac |
|---|---|---|---|---|---|---|---|---|---|
| Magnesium | <0.016 | ^+ | 0.10 | 0.016 | mg/L | | 02/17/26 10:35 | 02/17/26 23:49 | 1 |
| Potassium | <0.044 | ^+ | 0.10 | 0.044 | mg/L | | 02/17/26 10:35 | 02/17/26 23:49 | 1 |
| Sodium | <0.25 | ^+ | 0.50 | 0.25 | mg/L | | 02/17/26 10:35 | 02/17/26 23:49 | 1 |

**Lab Sample ID: LCS 705-114631/2-A**
**Matrix: Water**
**Analysis Batch: 115022**

**Client Sample ID: Lab Control Sample**
**Prep Type: Total Recoverable**
**Prep Batch: 114631**

| Analyte | Spike Added | LCS Result | LCS Qualifier | Unit | D | %Rec | %Rec Limits |
|---|---|---|---|---|---|---|---|
| Magnesium | 1.00 | 1.04 | ^+ | mg/L | | 104 | 80 - 120 |
| Potassium | 1.00 | 1.01 | ^+ | mg/L | | 101 | 80 - 120 |
| Sodium | 1.00 | 1.09 | ^+ | mg/L | | 109 | 80 - 120 |

**Lab Sample ID: 705-57735-A-2-B MS**
**Matrix: Water**
**Analysis Batch: 115022**

**Client Sample ID: Matrix Spike**
**Prep Type: Total Recoverable**
**Prep Batch: 114631**

| Analyte | Sample Result | Sample Qualifier | Spike Added | MS Result | MS Qualifier | Unit | D | %Rec | %Rec Limits |
|---|---|---|---|---|---|---|---|---|---|
| Magnesium | 3.9 | ^+ | 1.00 | 4.84 | ^+ | mg/L | | 92 | 75 - 125 |
| Potassium | 2.1 | ^+ | 1.00 | 3.01 | ^+ | mg/L | | 90 | 75 - 125 |
| Sodium | 4.7 | ^+ | 1.00 | 5.78 | 4 ^+ | mg/L | | 105 | 75 - 125 |

**Lab Sample ID: 705-57735-A-2-C MSD**
**Matrix: Water**
**Analysis Batch: 115022**

**Client Sample ID: Matrix Spike Duplicate**
**Prep Type: Total Recoverable**
**Prep Batch: 114631**

| Analyte | Sample Result | Sample Qualifier | Spike Added | MSD Result | MSD Qualifier | Unit | D | %Rec | %Rec Limits | RPD | RPD Limit |
|---|---|---|---|---|---|---|---|---|---|---|---|
| Magnesium | 3.9 | ^+ | 1.00 | 4.87 | ^+ | mg/L | | 95 | 75 - 125 | 1 | 20 |
| Potassium | 2.1 | ^+ | 1.00 | 3.08 | ^+ | mg/L | | 96 | 75 - 125 | 2 | 20 |
| Sodium | 4.7 | ^+ | 1.00 | 5.75 | 4 ^+ | mg/L | | 102 | 75 - 125 | 1 | 20 |

# Lab Chronicle

Client: Southern Company
Project/Site: Plant Wansley Landfill

Job ID: 705-57765-2

## Client Sample ID: WAN-GWC-31

**Date Collected: 02/11/26 09:37**
**Date Received: 02/11/26 15:30**

## Lab Sample ID: 705-57765-1

**Matrix: Water**

| Prep Type | Batch Type | Batch Method | Run | Dilution Factor | Batch Number | Analyst | Lab | Prepared or Analyzed |
|---|---|---|---|---|---|---|---|---|
| Total Recoverable | Prep | 3005A | | | 114631 | TR | EET ATL | 02/17/26 10:35 |
| Total Recoverable | Analysis | 6020B | | 1 | 115022 | TT | EET ATL | 02/18/26 01:28 |
| Total Recoverable | Prep | 3005A | | | 114631 | TR | EET ATL | 02/17/26 10:35 |
| Total Recoverable | Analysis | 6020B | | 5 | 115117 | TT | EET ATL | 02/18/26 15:23 |

**Laboratory References:**

EET ATL = Eurofins Atlanta, 3080 Presidential Dr, Atlanta, GA 30340, TEL (770)457-8177

# QC Association Summary

Client: Southern Company
Project/Site: Plant Wansley Landfill

Job ID: 705-57765-2

## Metals

### Prep Batch: 114631

| Lab Sample ID | Client Sample ID | Prep Type | Matrix | Method | Prep Batch |
|---|---|---|---|---|---|
| 705-57765-1 | WAN-GWC-31 | Total Recoverable | Water | 3005A | |
| MB 705-114631/1-A | Method Blank | Total Recoverable | Water | 3005A | |
| LCS 705-114631/2-A | Lab Control Sample | Total Recoverable | Water | 3005A | |
| 705-57735-A-2-B MS | Matrix Spike | Total Recoverable | Water | 3005A | |
| 705-57735-A-2-C MSD | Matrix Spike Duplicate | Total Recoverable | Water | 3005A | |

### Analysis Batch: 115022

| Lab Sample ID | Client Sample ID | Prep Type | Matrix | Method | Prep Batch |
|---|---|---|---|---|---|
| 705-57765-1 | WAN-GWC-31 | Total Recoverable | Water | 6020B | 114631 |
| MB 705-114631/1-A | Method Blank | Total Recoverable | Water | 6020B | 114631 |
| LCS 705-114631/2-A | Lab Control Sample | Total Recoverable | Water | 6020B | 114631 |
| 705-57735-A-2-B MS | Matrix Spike | Total Recoverable | Water | 6020B | 114631 |
| 705-57735-A-2-C MSD | Matrix Spike Duplicate | Total Recoverable | Water | 6020B | 114631 |

### Analysis Batch: 115117

| Lab Sample ID | Client Sample ID | Prep Type | Matrix | Method | Prep Batch |
|---|---|---|---|---|---|
| 705-57765-1 | WAN-GWC-31 | Total Recoverable | Water | 6020B | 114631 |

# Accreditation/Certification Summary

Client: Southern Company
Project/Site: Plant Wansley Landfill

Job ID: 705-57765-2

## Laboratory: Eurofins Atlanta

The accreditations/certifications listed below are applicable to this report.

| Authority | Program | Identification Number | Expiration Date |
|---|---|---|---|
| Florida | NELAP | E87582 | 06-30-26 |
| Georgia | State | E87582 | 06-30-26 |

**LEVEL 2A LABORATORY DATA VALIDATIONS**

# Plant Wansley Landfill

# Semiannual Event

# January 2026

# Georgia Power Company – Plant Wansley Landfill

# Quality Control Review of Analytical Data – January 2026

This narrative presents results of the Quality Control (QC) data review performed on analytical data submitted by Eurofins Environment Testing America for groundwater and surface water samples collected at Plant Wansley Landfill (LF) between January 20, 2026 and February 11, 2026. The chemical data were reviewed to identify quality issues which could affect the use of the data for decision-making purposes.

Information regarding the primary sample locations, analytical parameters, QC samples, sampling dates, and laboratory sample delivery group (SDG) designations is summarized in Table 1 of this Appendix. SDG 705-55375-1 was revised to correct errant mercury data. Sample WAN-GWC-31 was collected later and only submitted for metals analysis due to the well purging dry.

In accordance with groundwater monitoring and corrective action procedures discussed in the Georgia Environmental Protection Division Rules for Solid Waste Management 391-3-4-.14 and Title 40 Code of Federal Regulations (CFR), Subpart D – Standards for the Disposal of Coal Combustion Residuals in Landfills and Surface Impoundments, the samples were analyzed for detection monitoring constituents listed in 40 CFR, Part 257, Appendix III, and permit-required metals listed in 40 CFR, Part 258, Appendix I. Test methods included Inductively Coupled Plasma – Mass Spectrometry (US EPA Method 6020B), Mercury in Liquid Wastes (US EPA Method 7470A), Determination of Inorganic Anions (US EPA Method 300.0), and Solids in Water (Standard Methods 2540C).

Data were reviewed in accordance with the US EPA Region 4 Data Validation Standard Operating Procedures for Contract Laboratory Program Inorganic Data by Inductively Coupled Plasma – Atomic Emission Spectroscopy and Inductively Coupled Plasma – Mass Spectroscopy (September 2011, Rev. 2.0)[1] and the National Functional Guidelines for Inorganic Superfund Methods Data Review (January 2017)[2]. The review included an assessment of the results for completeness, precision (laboratory duplicate recoveries and matrix spike/matrix spike duplicate recoveries), accuracy (laboratory control samples and matrix spike samples), and blank contamination (field, equipment, and laboratory blanks). Sample receipt conditions, holding times, and chains of custody were reviewed. If there was a discrepancy between the QC criteria in the guidelines and the QC criterion established in the analytical methodology, method-specific criteria or professional judgment were used.

## DATA QUALITY OBJECTIVES

**Laboratory Precision:** Laboratory goals for precision were met.

**Field Precision:** Field goals for precision were met, except for zinc and total dissolved solids (TDS) from WAN-GWC-21 (705-55375-8), TDS in WAN-GWC-13 (705-55666-4) and WAN-GWC-19 (705-55666-9), and calcium in WAN-GWC-15 (705-55666-5) as described in the qualifications section below.

**Accuracy:** Laboratory goals for accuracy were met, except for dissolved barium and dissolved cobalt from WAN-SWC-3 (705-55747-3) as described in the qualifications section below.

**Detection Limits:** Project goals for detection limits were met. Certain samples were diluted due to the concentration of target or non-target analyte interferences. Dilutions do not require qualifications based on US EPA guidelines. Reporting limits (RLs) of non-detect compounds are elevated proportional to the dilution when undiluted sample results were not provided by the laboratory. The data usability of diluted results was evaluated by the data user in the context of site-wide characterization.

**Completeness:** There were no rejected analytical results for this event, resulting in a completion of 100%.

**Holding Times:** Holding time requirements were met.

## QUALIFICATIONS

In general, chemical results for the samples collected at the site were qualified on the basis of low precision or low accuracy or on the basis of professional judgment. The following definitions provide brief explanations of the qualifiers which may have been assigned to data by the laboratory during the validation process:

**J+:** The analyte was positively identified above the method detection limit; however, the analyte was also detected in a method blank, field blank, and/or equipment blank.

**J:** The analyte was positively identified above the method detection limit; however, the associated numerical value is the estimated concentration of the analyte in the sample.

**U:** The analyte was not detected above the method detection limit.

The data generated as part of this sampling event met the QC criteria established in the respective analytical methods and data validation guidelines except as specified below. The applied qualifications may not have been required for all samples collected at the site. A summary of sample qualifications can be found in Table 2 of this Appendix.

- Samples WAN-GWC-21 (705-55375-8) and WAN-LF-FD-04 (705-55375-10) were qualified as estimated (J) for zinc and TDS as the original sample analysis did not yield detectable concentrations of these analytes but the field duplicate sample did.

- Samples WAN-GWC-19 (705-55666-9) and WAN-LF-FD-05 (705-55666-13) were qualified as estimated (J) for TDS as the field relative percent difference (RPD) exceeded QC criteria (43.6%, above the limit of 20).

- Samples WAN-GWC-13 (705-55666-4) and WAN-LF-FD-06 (705-55666-14) were qualified as estimated (J) for TDS as the RPD exceeded QC criteria (87.8%, above the limit of 20).

- Samples WAN-GWC-15 (705-55666-5) and WAN-LF-FD-07 (705-55666-15) were qualified as estimated (J) for calcium as the RPD exceeded QC criteria (20.3%, above the limit of 20).

- Sample WAN-SWC-3 (705-55747-3) was qualified as estimated (J) for dissolved barium, as the MS and MSD recoveries were outside QC criteria (both 74%, below the range of 75-125).

- Sample WAN-SWC-3 (705-55747-3) was qualified as estimated (J) for dissolved cobalt as the MS and MSD recoveries were outside QC criteria (39% and 30%, respectively, below the range of 75-125).

- Samples WAN-GWA-29 (705-55375-5) and WAN-GWC-14 (705-55375-7) were qualified as estimated (J+) for thallium due to the analyte being detected in an associated blank sample (laboratory calibration blank), as shown in Table 2.

- Samples WAN-GWC-7 (705-55740-1), WAN-GWC-8 (705-55740-2), WAN-GWC-9 (705-55740-3), WAN-GWC-23 (705-55740-4), WAN-GWC-33 (705-55740-6), WAN-GWC-34 (705-55740-7), and WAN-GWC-35 (705-55740-8) were qualified as estimated (J+) for sulfate due to the analyte being detected in an associated blank sample (WAN-LF-EB-07), as shown in Table 2).

- Sample WAN-GWC-31 (705-57765-1) was qualified as estimated (J+) for copper due to the analyte being detected in an associated blank sample (laboratory calibration blank), as shown in Table 2).

- Sample WAN-GWC-31 (705-57765-1) was qualified as estimated (J+) for vanadium due to the analyte being detected in an associated blank sample (batch method blank), as shown in Table 2.

Atlantic Coast Consulting, Inc. reviewed the laboratory data from the Plant Wansley LF sampled between January 20, 2026 and February 11, 2026, in accordance with the analytical methods, the laboratory-specified QC criteria, and the guidelines. As described above, the results were acceptable for project use.

**REFERENCES**

[1]US EPA, September 2011, Region 4, Science and Ecosystem Support Division, Quality Assurance Section, MTSB, Data Validation Standard Operating Procedures for Contract Laboratory Program Inorganic Data by Inductively Coupled Plasma – Atomic Emission Spectroscopy and Inductively Coupled Plasma – Mass Spectroscopy, Revision 2.0

[2]US EPA, January 2017, National Office of Superfund Remediation and Technology Innovation, National Functional Guidelines for Inorganic Superfund Methods Data Review, Revision 0.0

TABLE 1

Sample Summary Table – January 2026

Georgia Power Company – Plant Wansley Landfill

| | | | | | | Analyses | | |
|---|---|---|---|---|---|---|---|---|
| SDG | Field Identification | Collection Date | Lab Identification | Matrix | QC Samples | Metals (6020, 7470A) | Anions (300.0) | TDS (SM 2540C) |
| 55375-1 | WAN-GWA-1 | 01/20/26 | 705-55375-1 | WG | | X | X | X |
| 55375-1 | WAN-GWA-2 | 01/20/26 | 705-55375-2 | WG | | X | X | X |
| 55375-1 | WAN-GWA-4 | 01/20/26 | 705-55375-3 | WG | | X | X | X |
| 55375-1 | WAN-GWA-28 | 01/20/26 | 705-55375-4 | WG | | X | X | X |
| 55375-1 | WAN-GWA-29 | 01/20/26 | 705-55375-5 | WG | | X | X | X |
| 55375-1 | WAN-GWC-6 | 01/20/26 | 705-55375-6 | WG | | X | X | X |
| 55375-1 | WAN-GWC-14 | 01/20/26 | 705-55375-7 | WG | | X | X | X |
| 55375-1 | WAN-GWC-21 | 01/20/26 | 705-55375-8 | WG | | X | X | X |
| 55375-1 | WAN-GWC-22 | 01/20/26 | 705-55375-9 | WG | | X | X | X |
| 55375-1 | WAN-LF-FD-04 | 01/20/26 | 705-55375-10 | WG | FD (WAN-GWC-21) | X | X | X |
| 55375-1 | WAN-LF-EB-04 | 01/20/26 | 705-55375-11 | WQ | EB | X | X | X |
| 55375-1 | WAN-GWC-20 | 01/21/26 | 705-55375-12 | WG | | X | X | X |
| 55375-1 | WAN-GWC-24 | 01/21/26 | 705-55375-13 | WG | | X | X | X |
| 55375-1 | WAN-GWA-3 | 01/21/26 | 705-55375-14 | WG | | X | X | X |
| 55375-1 | WAN-GWC-10 | 01/21/26 | 705-55375-15 | WG | | X | X | X |
| 55375-1 | WAN-GWC-30 | 01/21/26 | 705-55375-16 | WG | | X | X | X |
| 55375-1 | WAN-LF-FB-10 | 01/21/26 | 705-55375-17 | WQ | FB | X | X | X |
| 55375-1 | WAN-GWC-5 | 01/21/26 | 705-55666-1 | WG | | X | X | X |
| 55375-1 | WAN-GWC-11 | 01/21/26 | 705-55666-2 | WG | | X | X | X |
| 55375-1 | WAN-GWC-12 | 01/21/26 | 705-55666-3 | WG | | X | X | X |
| 55375-1 | WAN-GWC-13 | 01/21/26 | 705-55666-4 | WG | | X | X | X |
| 55375-1 | WAN-GWC-15 | 01/21/26 | 705-55666-5 | WG | | X | X | X |
| 55375-1 | WAN-GWC-16 | 01/21/26 | 705-55666-6 | WG | | X | X | X |
| 55375-1 | WAN-GWC-17 | 01/21/26 | 705-55666-7 | WG | | X | X | X |
| 55375-1 | WAN-GWC-18 | 01/21/26 | 705-55666-8 | WG | | X | X | X |
| 55375-1 | WAN-GWC-19 | 01/21/26 | 705-55666-9 | WG | | X | X | X |
| 55375-1 | WAN-GWC-25 | 01/21/26 | 705-55666-10 | WG | | X | X | X |
| 55375-1 | WAN-GWC-27 | 01/21/26 | 705-55666-11 | WG | | X | X | X |
| 55375-1 | WAN-GWC-32 | 01/21/26 | 705-55666-12 | WG | | X | X | X |

Abbreviations:
EB – Equipment Blank
FB – Field Blank
FD – Field Duplicate
QC – Quality Control
SDG – Sample Delivery Group
WS – Surface Water
TDS – Total Dissolved Solids
WG – Groundwater
WQ – Water Quality Control

TABLE 1 (continued)

Sample Summary Table – January 2026

Georgia Power Company – Plant Wansley Landfill

| | | | | | | Analyses | | |
|---|---|---|---|---|---|---|---|---|
| SDG | Field Identification | Collection Date | Lab Identification | Matrix | QC Samples | Metals (6020, 7470A) | Anions (300.0) | TDS (SM 2540C) |
| 55375-1 | WAN-LF-FD-05 | 01/21/26 | 705-55666-13 | WG | FD (WAN-GWC-19) | X | X | X |
| 55375-1 | WAN-LF-FD-06 | 01/21/26 | 705-55666-14 | WG | FD (WAN-GWC-13) | X | X | X |
| 55375-1 | WAN-LF-FD-07 | 01/21/26 | 705-55666-15 | WG | FD (WAN-GWC-16) | X | X | X |
| 55375-1 | WAN-LF-FB-11 | 01/21/26 | 705-55666-16 | WQ | FB | X | X | X |
| 55375-1 | WAN-LF-FB-12 | 01/21/26 | 705-55666-17 | WQ | FB | X | X | X |
| 55375-1 | WAN-GWC-7 | 01/22/26 | 705-55740-1 | WG | | X | X | X |
| 55375-1 | WAN-GWC-8 | 01/22/26 | 705-55740-2 | WG | | X | X | X |
| 55375-1 | WAN-GWC-9 | 01/22/26 | 705-55740-3 | WG | | X | X | X |
| 55375-1 | WAN-GWC-23 | 01/22/26 | 705-55740-4 | WG | | X | X | X |
| 55375-1 | WAN-GWC-26 | 01/22/26 | 705-55740-5 | WG | | X | X | X |
| 55375-1 | WAN-GWC-33 | 01/22/26 | 705-55740-6 | WG | | X | X | X |
| 55375-1 | WAN-GWC-34 | 01/22/26 | 705-55740-7 | WG | | X | X | X |
| 55375-1 | WAN-GWC-35 | 01/22/26 | 705-55740-8 | WG | | X | X | X |
| 55375-1 | WAN-LF-FB-13 | 01/22/26 | 705-55740-9 | WQ | FB | X | X | X |
| 55375-1 | WAN-LF-EB-05 | 01/22/26 | 705-55740-10 | WQ | EB | X | X | X |
| 55375-1 | WAN-LF-EB-06 | 01/22/26 | 705-55740-11 | WQ | EB | X | X | X |
| 55375-1 | WAN-LF-EB-07 | 01/22/26 | 705-55740-12 | WQ | EB | X | X | X |
| 55747-1 | WAN-SWA-1 | 01/22/26 | 705-55747-1 | WS | | X | X | X |
| 55747-1 | WAN-SWA-6 | 01/22/26 | 705-55747-2 | WS | | X | X | X |
| 55747-1 | WAN-SWC-3 | 01/22/26 | 705-55747-3 | WS | | X | X | X |
| 55747-1 | WAN-SWC-5 | 01/22/26 | 705-55747-4 | WS | | X | X | X |
| 55747-1 | WAN-SWC-7 | 01/22/26 | 705-55747-5 | WS | | X | X | X |
| 57765-1 | WAN-GWC-31 | 02/11/26 | 705-57765-1 | WG | | X | | |

Abbreviations:
EB – Equipment Blank
FB – Field Blank
FD – Field Duplicate
QC – Quality Control
SDG – Sample Delivery Group
WS – Surface Water
TDS – Total Dissolved Solids
WG – Groundwater
WQ – Water Quality Control

TABLE 2

Qualifier Summary Table – January 2026

Georgia Power Company – Plant Wansley Landfill

| SDG | Field Identification | Constituent | New RL | New MDL or MDC | Qualifier | Reason |
|---|---|---|---|---|---|---|
| 55747-1 | WAN-SWC-3 | Barium, Dissolved | | | J | MS/MSD outside QC criteria |
| 55747-1 | WAN-SWC-3 | Cobalt, Dissolved | | | J | MS/MSD outside QC criteria |
| 55375-1 | WAN-GWC-7 | Sulfate | | | J+ | Blank detection |
| 55375-1 | WAN-GWC-8 | Sulfate | | | J+ | Blank detection |
| 55375-1 | WAN-GWC-9 | Sulfate | | | J+ | Blank detection |
| 55375-1 | WAN-GWC-23 | Sulfate | | | J+ | Blank detection |
| 55375-1 | WAN-GWC-33 | Sulfate | | | J+ | Blank detection |
| 55375-1 | WAN-GWC-34 | Sulfate | | | J+ | Blank detection |
| 55375-1 | WAN-GWC-35 | Sulfate | | | J+ | Blank detection |
| 55375-1 | WAN-GWA-29 | Thallium | | | J+ | Blank detection |
| 55375-1 | WAN-GWC-14 | Thallium | | | J+ | Blank detection |
| 57765-1 | WAN-GWC-31 | Copper | | | J+ | Blank detection |
| 57765-1 | WAN-GWC-31 | Vanadium | | | J+ | Blank detection |
| 55375-1 | WAN-GWC-21 | Zinc | | | J | RPD exceeds field goal |
| 55375-1 | WAN-LF-FD-04 | Zinc | | | J | RPD exceeds field goal |
| 55375-1 | WAN-GWC-21 | TDS | | | J | RPD exceeds field goal |
| 55375-1 | WAN-LF-FD-04 | TDS | | | J | RPD exceeds field goal |
| 55375-1 | WAN-GWC-19 | TDS | | | J | RPD exceeds field goal |
| 55375-1 | WAN-LF-FD-05 | TDS | | | J | RPD exceeds field goal |
| 55375-1 | WAN-GWC-13 | TDS | | | J | RPD exceeds field goal |
| 55375-1 | WAN-LF-FD-06 | TDS | | | J | RPD exceeds field goal |
| 55375-1 | WAN-GWC-15 | Calcium | | | J | RPD exceeds field goal |
| 55375-1 | WAN-LF-FD-07 | Calcium | | | J | RPD exceeds field goal |

Abbreviations:
LCS – Laboratory Control Sample
MS – Matrix Spike
MSD – Matrix Spike Duplicate
MDL – Method Detection Limit
QC – Quality Control
RL – Reporting Limit
RPD – Relative Percent Difference
SDG – Sample Delivery Group
TDS – Total Dissolved Solids

Qualifiers:
J+ – Field, Equipment, or Method Blank Detection
J – Estimated Result
U – Non-Detect Result

**LEVEL 2A LABORATORY DATA VALIDATIONS**

# Plant Wansley Landfill

# Geochemical Parameters Event

# January 2026

# Georgia Power Company – Plant Wansley Landfill

# Quality Control Review of Analytical Data – January 2026

This narrative presents results of the Quality Control (QC) data review performed on analytical data submitted by Eurofins Environment Testing America, Savannah for groundwater and surface water samples collected at Plant Wansley Landfill (LF) between January 20, 2026 and February 11, 2026. The chemical data were reviewed to identify quality issues which could affect the use of the data for decision-making purposes.

Information regarding the primary sample locations, analytical parameters, QC samples, sampling dates, and laboratory sample delivery group (SDG) designations is summarized in Table 1 of this Appendix. Sample WAN-GWC-31 was collected later and only submitted for metals analysis due to the well purging dry.

The samples were analyzed for geochemical parameters. Test methods included Inductively Coupled Plasma – Mass Spectrometry (US EPA Method 6020B) and Alkalinity in Water (Standard Methods 2320B).

Data were reviewed in accordance with the US EPA Region 4 Data Validation Standard Operating Procedures for Contract Laboratory Program Inorganic Data by Inductively Coupled Plasma – Atomic Emission Spectroscopy and Inductively Coupled Plasma – Mass Spectroscopy (September 2011, Rev. 2.0)[1] and the National Functional Guidelines for Inorganic Superfund Methods Data Review (January 2017)[2]. The review included an assessment of the results for completeness, precision (laboratory duplicate recoveries and matrix spike/matrix spike duplicate recoveries), accuracy (laboratory control samples and matrix spike samples), and blank contamination (laboratory blanks). Sample receipt conditions, holding times, and chains of custody were reviewed. If there was a discrepancy between the QC criteria in the guidelines and the QC criterion established in the analytical methodology, method-specific criteria or professional judgment were used.

## DATA QUALITY OBJECTIVES

**Laboratory Precision:** Laboratory goals for precision were met.

**Field Precision:** Field goals for precision were not applicable to this sampling event.

**Accuracy:** Laboratory goals for accuracy were met, except for magnesium and sodium from WAN-GWC-5 (705-55666-1) as described in the qualifications section below.

**Detection Limits:** Project goals for detection limits were met.

**Completeness:** There were no rejected analytical results for this event, resulting in a completion of 100%.

**Holding Times:** Holding time requirements were met.

## QUALIFICATIONS

In general, chemical results for the samples collected at the site were qualified on the basis of low precision or low accuracy or on the basis of professional judgment. The following definitions provide brief explanations of the qualifiers which may have been assigned to data by the laboratory during the validation process:

**J+:** The analyte was positively identified above the method detection limit; however, the analyte was also detected in a method blank, field blank, and/or equipment blank.

**J:** The analyte was positively identified above the method detection limit; however, the associated numerical value is the estimated concentration of the analyte in the sample.

**U:** The analyte was not detected above the method detection limit.

The data generated as part of this sampling event met the QC criteria established in the respective analytical methods and data validation guidelines except as specified below. The applied qualifications may not have been required for all samples collected at the site. A summary of sample qualifications can be found in Table 2 of this Appendix.

- Sample WAN-GWC-5 (705-55666-1) was qualified as estimated (J) for magnesium as the matrix spike (MS) recovery was outside QC criteria (171% above the range of 75-125).

- Sample WAN-GWC-5 (705-55666-1) was qualified as estimated (J) for sodium as the matrix spike duplicate (MSD) recovery was outside QC criteria (153% above the range of 75-125).

- Certain potassium and sodium results on SDG 705-55375-2 were qualified as potentially high biased (J+) due to the analyte being detected in an associated blank sample (batch method blank), as shown in Table 2.

- Sample WAN-GWC-31 (705-57765-2) was qualified as estimated (J+) for magnesium, potassium, and sodium due to the analytes being detected in an associated blank sample (laboratory calibration blank), as shown in Table 2.

Atlantic Coast Consulting, Inc. reviewed the laboratory data from the Plant Wansley LF sampled between January 20, 2026 and February 11, 2026, in accordance with the analytical methods, the laboratory-specified QC criteria, and the guidelines. As described above, the results were acceptable for project use.

**REFERENCES**

[1]US EPA, September 2011, Region 4, Science and Ecosystem Support Division, Quality Assurance Section, MTSB, Data Validation Standard Operating Procedures for Contract Laboratory Program Inorganic Data by Inductively Coupled Plasma – Atomic Emission Spectroscopy and Inductively Coupled Plasma – Mass Spectroscopy, Revision 2.0

[2]US EPA, January 2017, National Office of Superfund Remediation and Technology Innovation, National Functional Guidelines for Inorganic Superfund Methods Data Review, Revision 0.0

TABLE 1

Sample Summary Table – January 2026

Georgia Power Company – Plant Wansley Landfill

| | | | | | | Analyses | |
|---|---|---|---|---|---|---|---|
| SDG | Field Identification | Collection Date | Lab Identification | Matrix | QC Samples | Metals (6020) | Alkalinity (SM 2320B) |
| 55375-2 | WAN-GWA-1 | 01/20/26 | 705-55375-1 | WG | | X | X |
| 55375-2 | WAN-GWA-2 | 01/20/26 | 705-55375-2 | WG | | X | X |
| 55375-2 | WAN-GWA-4 | 01/20/26 | 705-55375-3 | WG | | X | X |
| 55375-2 | WAN-GWA-28 | 01/20/26 | 705-55375-4 | WG | | X | X |
| 55375-2 | WAN-GWA-29 | 01/20/26 | 705-55375-5 | WG | | X | X |
| 55375-2 | WAN-GWC-6 | 01/20/26 | 705-55375-6 | WG | | X | X |
| 55375-2 | WAN-GWC-14 | 01/20/26 | 705-55375-7 | WG | | X | X |
| 55375-2 | WAN-GWC-21 | 01/20/26 | 705-55375-8 | WG | | X | X |
| 55375-2 | WAN-GWC-22 | 01/20/26 | 705-55375-9 | WG | | X | X |
| 55375-2 | WAN-GWC-20 | 01/21/26 | 705-55375-12 | WG | | X | X |
| 55375-2 | WAN-GWC-24 | 01/21/26 | 705-55375-13 | WG | | X | X |
| 55375-2 | WAN-GWA-3 | 01/21/26 | 705-55375-14 | WG | | X | X |
| 55375-2 | WAN-GWC-10 | 01/21/26 | 705-55375-15 | WG | | X | X |
| 55375-2 | WAN-GWC-30 | 01/21/26 | 705-55375-16 | WG | | X | X |
| 55375-2 | WAN-GWC-5 | 01/21/26 | 705-55666-1 | WG | | X | X |
| 55375-2 | WAN-GWC-11 | 01/21/26 | 705-55666-2 | WG | | X | X |
| 55375-2 | WAN-GWC-12 | 01/21/26 | 705-55666-3 | WG | | X | X |
| 55375-2 | WAN-GWC-13 | 01/21/26 | 705-55666-4 | WG | | X | X |
| 55375-2 | WAN-GWC-15 | 01/21/26 | 705-55666-5 | WG | | X | X |
| 55375-2 | WAN-GWC-16 | 01/21/26 | 705-55666-6 | WG | | X | X |
| 55375-2 | WAN-GWC-17 | 01/21/26 | 705-55666-7 | WG | | X | X |
| 55375-2 | WAN-GWC-18 | 01/21/26 | 705-55666-8 | WG | | X | X |
| 55375-2 | WAN-GWC-19 | 01/21/26 | 705-55666-9 | WG | | X | X |
| 55375-2 | WAN-GWC-25 | 01/21/26 | 705-55666-10 | WG | | X | X |

Abbreviations:
EB – Equipment Blank
FB – Field Blank
FD – Field Duplicate
QC – Quality Control
SDG – Sample Delivery Group
WS – Surface Water
TDS – Total Dissolved Solids
WG – Groundwater
WQ – Water Quality Control

TABLE 1 (continued)

Sample Summary Table – January 2026

Georgia Power Company – Plant Wansley Landfill

| | | | | | | Analyses | |
|---|---|---|---|---|---|---|---|
| SDG | Field Identification | Collection Date | Lab Identification | Matrix | QC Samples | Metals (6020) | Alkalinity (SM 2320B) |
| 55375-2 | WAN-GWC-27 | 01/21/26 | 705-55666-11 | WG | | X | X |
| 55375-2 | WAN-GWC-32 | 01/21/26 | 705-55666-12 | WG | | X | X |
| 55375-2 | WAN-GWC-7 | 01/22/26 | 705-55740-1 | WG | | X | X |
| 55375-2 | WAN-GWC-8 | 01/22/26 | 705-55740-2 | WG | | X | X |
| 55375-2 | WAN-GWC-9 | 01/22/26 | 705-55740-3 | WG | | X | X |
| 55375-2 | WAN-GWC-23 | 01/22/26 | 705-55740-4 | WG | | X | X |
| 55375-2 | WAN-GWC-26 | 01/22/26 | 705-55740-5 | WG | | X | X |
| 55375-2 | WAN-GWC-33 | 01/22/26 | 705-55740-6 | WG | | X | X |
| 55375-2 | WAN-GWC-34 | 01/22/26 | 705-55740-7 | WG | | X | X |
| 55375-2 | WAN-GWC-35 | 01/22/26 | 705-55740-8 | WG | | X | X |
| 55747-2 | WAN-SWA-1 | 01/22/26 | 705-55747-1 | WS | | X | X |
| 55747-2 | WAN-SWA-6 | 01/22/26 | 705-55747-2 | WS | | X | X |
| 55747-2 | WAN-SWC-3 | 01/22/26 | 705-55747-3 | WS | | X | X |
| 55747-2 | WAN-SWC-5 | 01/22/26 | 705-55747-4 | WS | | X | X |
| 55747-2 | WAN-SWC-7 | 01/22/26 | 705-55747-5 | WS | | X | X |
| 57765-2 | WAN-GWC-31 | 02/11/26 | 705-57765-1 | WG | | X | |

Abbreviations:
EB – Equipment Blank
FB – Field Blank
FD – Field Duplicate
QC – Quality Control
SDG – Sample Delivery Group
WS – Surface Water
TDS – Total Dissolved Solids
WG – Groundwater
WQ – Water Quality Control

TABLE 2

Qualifier Summary Table – January 2026

Georgia Power Company – Plant Wansley Landfill

| SDG | Field Identification | Constituent | New RL | New MDL or MDC | Qualifier | Reason |
|---|---|---|---|---|---|---|
| 55375-2 | WAN-GWA-1 | Potassium | | | J+ | Blank detection |
| 55375-2 | WAN-GWA-1 | Sodium | | | J+ | Blank detection |
| 55375-2 | WAN-GWA-2 | Potassium | | | J+ | Blank detection |
| 55375-2 | WAN-GWA-2 | Sodium | | | J+ | Blank detection |
| 55375-2 | WAN-GWA-4 | Potassium | | | J+ | Blank detection |
| 55375-2 | WAN-GWA-4 | Sodium | | | J+ | Blank detection |
| 55375-2 | WAN-GWA-28 | Potassium | | | J+ | Blank detection |
| 55375-2 | WAN-GWA-28 | Sodium | | | J+ | Blank detection |
| 55375-2 | WAN-GWA-29 | Potassium | | | J+ | Blank detection |
| 55375-2 | WAN-GWA-29 | Sodium | | | J+ | Blank detection |
| 55375-2 | WAN-GWC-6 | Potassium | | | J+ | Blank detection |
| 55375-2 | WAN-GWC-6 | Sodium | | | J+ | Blank detection |
| 55375-2 | WAN-GWC-14 | Potassium | | | J+ | Blank detection |
| 55375-2 | WAN-GWC-14 | Sodium | | | J+ | Blank detection |
| 55375-2 | WAN-GWC-21 | Potassium | | | J+ | Blank detection |
| 55375-2 | WAN-GWC-21 | Sodium | | | J+ | Blank detection |
| 55375-2 | WAN-GWC-22 | Potassium | | | J+ | Blank detection |
| 55375-2 | WAN-GWC-22 | Sodium | | | J+ | Blank detection |
| 55375-2 | WAN-GWC-20 | Potassium | | | J+ | Blank detection |
| 55375-2 | WAN-GWC-20 | Sodium | | | J+ | Blank detection |
| 55375-2 | WAN-GWC-24 | Potassium | | | J+ | Blank detection |
| 55375-2 | WAN-GWC-24 | Sodium | | | J+ | Blank detection |
| 55375-2 | WAN-GWA-3 | Potassium | | | J+ | Blank detection |
| 55375-2 | WAN-GWA-3 | Sodium | | | J+ | Blank detection |
| 55375-2 | WAN-GWC-10 | Potassium | | | J+ | Blank detection |
| 55375-2 | WAN-GWC-10 | Sodium | | | J+ | Blank detection |
| 55375-2 | WAN-GWC-30 | Potassium | | | J+ | Blank detection |
| 55375-2 | WAN-GWC-30 | Sodium | | | J+ | Blank detection |
| 55375-2 | WAN-GWC-5 | Magnesium | | | J | MS/MSD outside QC criteria |
| 55375-2 | WAN-GWC-5 | Sodium | | | J | MS/MSD outside QC criteria |

Abbreviations:
LCS – Laboratory Control Sample
MDC – Minimum Detectable Concentration
MS – Matrix Spike
MDL – Method Detection Limit
RL – Reporting Limit
SDG – Sample Delivery Group

Qualifiers:
J+ – Field, Equipment, or Method Blank Detection
J – Estimated Result
ND – Non-Detect Result

TABLE 2 (continued)

Qualifier Summary Table – January 2026

Georgia Power Company – Plant Wansley Landfill

| SDG | Field Identification | Constituent | New RL | New MDL or MDC | Qualifier | Reason |
|---|---|---|---|---|---|---|
| 55747-2 | WAN-SWC-3 | Potassium | | | J+ | Blank detection |
| 55747-2 | WAN-SWC-5 | Potassium | | | J+ | Blank detection |
| 55747-2 | WAN-SWC-7 | Potassium | | | J+ | Blank detection |
| 57765-2 | WAN-GWC-31 | Magnesium | | | J+ | Blank detection |
| 57765-2 | WAN-GWC-31 | Potassium | | | J+ | Blank detection |
| 57765-2 | WAN-GWC-31 | Sodium | | | J+ | Blank detection |

Abbreviations:
LCS – Laboratory Control Sample
MDC – Minimum Detectable Concentration
MS – Matrix Spike
MDL – Method Detection Limit
RL – Reporting Limit
SDG – Sample Delivery Group

Qualifiers:
J+ – Field, Equipment, or Method Blank Detection
J – Estimated Result
ND – Non-Detect Result

# Low-Flow Test Report:

**Test Date / Time:** 1/20/2026 11:46:08 AM
**Project:** Plant Wansley Landfill
**Operator Name:** Taylor Goble

| | | |
|---|---|---|
| **Location Name: GWA-1**<br>**Well Diameter: 2 in**<br>**Casing Type: PVC**<br>**Screen Length: 10 ft**<br>**Top of Screen: 39.79 ft**<br>**Total Depth: 49.79 ft**<br>**Initial Depth to Water: 25.61 ft** | **Pump Type: Peristaltic Pump**<br>**Tubing Type: Poly**<br>**Tubing Inner Diameter: 0.17 in**<br>**Pump Intake From TOC: 44 ft**<br>**Estimated Total Volume Pumped: 3.5 liter**<br>**Flow Cell Volume: 90 ml**<br>**Final Flow Rate: 100 ml/min**<br>**Final Draw Down: 2.61 ft** | **Instrument Used: Aqua TROLL 400**<br>**Serial Number: 1283493** |

**Test Notes:**
Sampled at 1221. Clear 38 degrees

**Low-Flow Readings:**

| Date Time | Elapsed Time | pH | Temperature | Specific Conductivity | RDO Concentration | Turbidity | ORP | Depth to Water | Flow |
|---|---|---|---|---|---|---|---|---|---|
| | | +/- 0.1 | +/- 3 | +/- 5 % | +/- 10 % | +/- 10 | +/- 25 | +/- 0.3 | |
| 1/20/2026 11:46 AM | 00:00 | 5.378 pH | 8.576 °C | 60.90 µS/cm | 7.959 mg/L | 5.030 NTU | 174.0 mV | 25.61 ft | 100.0 ml/min |
| 1/20/2026 11:51 AM | 05:00 | 5.441 pH | 12.09 °C | 29.38 µS/cm | 6.203 mg/L | 2.230 NTU | 154.5 mV | 26.73 ft | 100.0 ml/min |
| 1/20/2026 11:56 AM | 10:00 | 5.453 pH | 13.13 °C | 26.85 µS/cm | 5.958 mg/L | 1.400 NTU | 135.7 mV | 27.27 ft | 100.0 ml/min |
| 1/20/2026 12:01 PM | 15:00 | 5.464 pH | 13.61 °C | 24.21 µS/cm | 5.796 mg/L | 1.160 NTU | 122.8 mV | 27.52 ft | 100.0 ml/min |
| 1/20/2026 12:06 PM | 20:00 | 5.446 pH | 13.57 °C | 23.73 µS/cm | 5.781 mg/L | 1.200 NTU | 112.3 mV | 27.81 ft | 100.0 ml/min |
| 1/20/2026 12:11 PM | 25:00 | 5.441 pH | 13.60 °C | 22.93 µS/cm | 5.752 mg/L | 0.850 NTU | 105.0 mV | 28.03 ft | 100.0 ml/min |
| 1/20/2026 12:16 PM | 30:00 | 5.463 pH | 13.59 °C | 23.49 µS/cm | 5.775 mg/L | 1.090 NTU | 100.0 mV | 28.13 ft | 100.0 ml/min |
| 1/20/2026 12:21 PM | 35:00 | 5.462 pH | 13.89 °C | 23.01 µS/cm | 5.730 mg/L | 0.680 NTU | 96.2 mV | 28.22 ft | 100.0 ml/min |

**Samples**

| Sample ID: | Description: |
|---|---|

Created using VuSitu from In-Situ, Inc.

# Low-Flow Test Report:

**Test Date / Time:** 1/20/2026 11:50:06 AM
**Project:** Plant Wansley Landfill
**Operator Name:** C.Klamke

| | | |
|---|---|---|
| **Location Name: GWA-2**<br>**Well Diameter: 2 in**<br>**Casing Type: PVC**<br>**Screen Length: 10 ft**<br>**Top of Screen: 50.09 ft**<br>**Total Depth: 60.09 ft**<br>**Initial Depth to Water: 47.1 ft** | **Pump Type: Dedicated Bladder Pump**<br>**Tubing Type: Poly**<br>**Tubing Inner Diameter: 0.17 in**<br>**Pump Intake From TOC: 55 ft**<br>**Estimated Total Volume Pumped: 4.5 liter**<br>**Flow Cell Volume: 130 ml**<br>**Final Flow Rate: 150 ml/min**<br>**Final Draw Down: 0.08 ft** | **Instrument Used: Aqua TROLL 500**<br>**Serial Number: 1183949** |

**Test Notes:**
Sample time 1220, Sunny 43 degrees

**Low-Flow Readings:**

| Date Time | Elapsed Time | pH | Temperature | Specific Conductivity | RDO Concentration | Turbidity | ORP | Depth to Water | Flow |
|---|---|---|---|---|---|---|---|---|---|
| | | +/- 0.1 | +/- 3 | +/- 5 % | +/- 10 % | +/- 10 | +/- 25 | +/- 0.3 | |
| 1/20/2026 11:50 AM | 00:00 | 5.518 pH | 13.82 °C | 70.56 µS/cm | 8.384 mg/L | 0.460 NTU | 209.1 mV | 47.10 ft | 150.0 ml/min |
| 1/20/2026 11:55 AM | 05:00 | 5.514 pH | 14.37 °C | 72.96 µS/cm | | 0.280 NTU | 203.6 mV | 47.15 ft | 150.0 ml/min |
| 1/20/2026 12:00 PM | 10:00 | 5.547 pH | 14.50 °C | 74.45 µS/cm | 7.920 mg/L | 0.330 NTU | 200.6 mV | 47.16 ft | 150.0 ml/min |
| 1/20/2026 12:05 PM | 15:00 | 5.627 pH | 14.38 °C | 74.44 µS/cm | 7.894 mg/L | 0.310 NTU | 194.3 mV | 47.16 ft | 150.0 ml/min |
| 1/20/2026 12:10 PM | 20:00 | 5.638 pH | 14.64 °C | 74.57 µS/cm | 7.884 mg/L | 0.490 NTU | 190.7 mV | 47.18 ft | 150.0 ml/min |
| 1/20/2026 12:15 PM | 25:00 | 5.633 pH | 14.58 °C | 74.69 µS/cm | 7.822 mg/L | 0.250 NTU | 191.1 mV | 47.18 ft | 150.0 ml/min |
| 1/20/2026 12:20 PM | 30:00 | 5.614 pH | 14.75 °C | 74.43 µS/cm | 7.839 mg/L | 0.260 NTU | 184.3 mV | 47.18 ft | 150.0 ml/min |

**Samples**

| Sample ID: | Description: |
|---|---|

Created using VuSitu from In-Situ, Inc.

# Low-Flow Test Report:

**Test Date / Time:** 1/20/2026 12:38:14 PM
**Project:** Plant Wansley Landfill
**Operator Name:** Hunter Auld

| | | |
|---|---|---|
| **Location Name: GWA-3**<br>**Well Diameter: 2 in**<br>**Casing Type: PVC**<br>**Screen Length: 10 ft**<br>**Top of Screen: 21.37 ft**<br>**Total Depth: 31.37 ft**<br>**Initial Depth to Water: 29.62 ft** | **Pump Type: Peristaltic Pump**<br>**Tubing Type: Poly**<br>**Tubing Inner Diameter: 0.17 in**<br>**Pump Intake From TOC: 31 ft**<br>**Estimated Total Volume Pumped: 1500 ml**<br>**Flow Cell Volume: 130 ml**<br>**Final Flow Rate: 100 ml/min**<br>**Final Draw Down: 1.38 ft** | **Instrument Used: Aqua TROLL 500**<br>**Serial Number: 1235093** |

**Test Notes:**
Well purged dry. Allow overnight recharge.

**Low-Flow Readings:**

| Date Time | Elapsed Time | pH | Temperature | Specific Conductivity | RDO Concentration | Turbidity | ORP | Depth to Water | Flow |
|---|---|---|---|---|---|---|---|---|---|
| | | +/- 0.1 | +/- 3 | +/- 5 % | +/- 10 % | +/- 10 | +/- 25 | +/- 0.3 | |
| 1/20/2026 12:38 PM | 00:00 | 6.240 pH | 12.07 °C | 368.8 µS/cm | 3.131 mg/L | 9.860 NTU | 172.5 mV | 29.62 ft | 100.0 ml/min |
| 1/20/2026 12:43 PM | 05:00 | 6.014 pH | 12.91 °C | 311.5 µS/cm | 3.610 mg/L | 2.990 NTU | 200.2 mV | 30.13 ft | 100.0 ml/min |
| 1/20/2026 12:48 PM | 10:00 | 6.023 pH | 13.13 °C | 316.6 µS/cm | 3.464 mg/L | 1.260 NTU | 196.7 mV | 30.38 ft | 100.0 ml/min |
| 1/20/2026 12:53 PM | 15:00 | 6.083 pH | 13.65 °C | 333.8 µS/cm | 3.009 mg/L | 1.580 NTU | 193.4 mV | 30.78 ft | 100.0 ml/min |

**Samples**

| Sample ID: | Description: |
|---|---|

# Low-Flow Test Report:

**Test Date / Time:** 1/20/2026 12:55:32 PM
**Project:** Plant Wansley Landfill
**Operator Name:** J. May

| | | |
|---|---|---|
| **Location Name: GWA-4**<br>**Well Diameter: 2 in**<br>**Casing Type: PVC**<br>**Screen Length: 10 ft**<br>**Top of Screen: 30.53 ft**<br>**Total Depth: 40.53 ft**<br>**Initial Depth to Water: 26.94 ft** | **Pump Type: Peristaltic Pump**<br>**Tubing Type: Poly**<br>**Tubing Inner Diameter: 0.17 in**<br>**Pump Intake From TOC: 35 ft**<br>**Estimated Total Volume Pumped: 10 liter**<br>**Flow Cell Volume: 130 ml**<br>**Final Flow Rate: 200 ml/min**<br>**Final Draw Down: 3.12 in** | **Instrument Used: Aqua TROLL 500**<br>**Serial Number: 1183974** |

**Test Notes:**
Sample Time: 1345
Sunny, 40s

**Low-Flow Readings:**

| Date Time | Elapsed Time | pH | Temperature | Specific Conductivity | RDO Concentration | Turbidity | ORP | Depth to Water | Flow |
|---|---|---|---|---|---|---|---|---|---|
| | | +/- 0.1 | +/- 3 | +/- 5 % | +/- 10 % | +/- 10 | +/- 25 | +/- 0.3 | |
| 1/20/2026 12:55 PM | 00:00 | 6.018 pH | 11.75 °C | 290.3 µS/cm | 3.069 mg/L | 40.00 NTU | 66.5 mV | 26.94 ft | 200.0 ml/min |
| 1/20/2026 1:00 PM | 05:00 | 6.020 pH | 13.76 °C | 271.5 µS/cm | 0.591 mg/L | 34.10 NTU | 69.0 mV | 27.10 ft | 200.0 ml/min |
| 1/20/2026 1:05 PM | 10:00 | 6.066 pH | 13.98 °C | 264.2 µS/cm | 0.356 mg/L | 21.40 NTU | 32.5 mV | 27.20 ft | 200.0 ml/min |
| 1/20/2026 1:10 PM | 15:00 | 6.076 pH | 14.11 °C | 261.5 µS/cm | 0.255 mg/L | 13.90 NTU | 16.7 mV | 27.20 ft | 200.0 ml/min |
| 1/20/2026 1:15 PM | 20:00 | 6.065 pH | 14.20 °C | 258.0 µS/cm | 0.223 mg/L | 8.770 NTU | 12.7 mV | 27.20 ft | 200.0 ml/min |
| 1/20/2026 1:20 PM | 25:00 | 6.044 pH | 14.77 °C | 255.6 µS/cm | 0.200 mg/L | 9.980 NTU | 11.5 mV | 27.20 ft | 200.0 ml/min |
| 1/20/2026 1:25 PM | 30:00 | 6.041 pH | 14.53 °C | 253.9 µS/cm | 0.206 mg/L | 6.590 NTU | 6.0 mV | 27.20 ft | 200.0 ml/min |
| 1/20/2026 1:30 PM | 35:00 | 6.016 pH | 14.92 °C | 250.0 µS/cm | 0.874 mg/L | 6.350 NTU | 7.6 mV | 27.20 ft | 200.0 ml/min |
| 1/20/2026 1:35 PM | 40:00 | 6.012 pH | 14.98 °C | 249.2 µS/cm | 0.176 mg/L | 5.790 NTU | 6.5 mV | 27.20 ft | 200.0 ml/min |
| 1/20/2026 1:40 PM | 45:00 | 6.003 pH | 14.98 °C | 246.1 µS/cm | 0.272 mg/L | 5.450 NTU | 7.2 mV | 27.20 ft | 200.0 ml/min |
| 1/20/2026 1:45 PM | 50:00 | 5.995 pH | 15.05 °C | 244.4 µS/cm | 0.193 mg/L | 3.880 NTU | 7.1 mV | 27.20 ft | 200.0 ml/min |

**Samples**

| Sample ID: | Description: |
|---|---|

# Low-Flow Test Report:

**Test Date / Time:** 1/21/2026 3:05:03 PM
**Project:** Plant Wansley Landfill
**Operator Name:** Taylor Goble

| | | |
|---|---|---|
| **Location Name: GWC-5**<br>**Well Diameter: 2 in**<br>**Casing Type: PVC**<br>**Screen Length: 10 ft**<br>**Top of Screen: 30.83 ft**<br>**Total Depth: 40.83 ft**<br>**Initial Depth to Water: 19.29 ft** | **Pump Type: Peristaltic Pump**<br>**Tubing Type: Poly**<br>**Tubing Inner Diameter: 0.17 in**<br>**Pump Intake From TOC: 35 ft**<br>**Estimated Total Volume Pumped: 8.3 liter**<br>**Flow Cell Volume: 90 ml**<br>**Final Flow Rate: 200 ml/min**<br>**Final Draw Down: 2.94 ft** | **Instrument Used: Aqua TROLL 400**<br>**Serial Number: 1283493** |

**Test Notes:**
Sampled at 1545. Clear 52 degrees

**Low-Flow Readings:**

| Date Time | Elapsed Time | pH | Temperature | Specific Conductivity | RDO Concentration | Turbidity | ORP | Depth to Water | Flow |
|---|---|---|---|---|---|---|---|---|---|
| | | +/- 0.1 | +/- 3 | +/- 5 % | +/- 10 % | +/- 10 | +/- 25 | +/- 0.3 | |
| 1/21/2026 3:05 PM | 00:00 | 6.581 pH | 16.49 °C | 489.7 µS/cm | 5.579 mg/L | 43.50 NTU | 171.1 mV | 19.29 ft | 220.0 ml/min |
| 1/21/2026 3:10 PM | 05:00 | 6.568 pH | 17.26 °C | 364.0 µS/cm | 0.653 mg/L | 31.40 NTU | 180.8 mV | 20.81 ft | 220.0 ml/min |
| 1/21/2026 3:15 PM | 10:00 | 6.579 pH | 17.37 °C | 361.2 µS/cm | 0.580 mg/L | 23.00 NTU | 103.1 mV | 21.46 ft | 220.0 ml/min |
| 1/21/2026 3:20 PM | 15:00 | 6.565 pH | 17.29 °C | 359.2 µS/cm | 0.644 mg/L | 12.50 NTU | 89.0 mV | 21.74 ft | 200.0 ml/min |
| 1/21/2026 3:25 PM | 20:00 | 6.558 pH | 17.21 °C | 356.2 µS/cm | 0.681 mg/L | 8.740 NTU | 74.1 mV | 21.97 ft | 200.0 ml/min |
| 1/21/2026 3:30 PM | 25:00 | 6.519 pH | 17.26 °C | 354.2 µS/cm | 0.798 mg/L | 4.250 NTU | 66.9 mV | 22.06 ft | 200.0 ml/min |
| 1/21/2026 3:35 PM | 30:00 | 6.460 pH | 17.34 °C | 353.9 µS/cm | 0.851 mg/L | 3.300 NTU | 58.8 mV | 22.12 ft | 200.0 ml/min |
| 1/21/2026 3:40 PM | 35:00 | 6.403 pH | 17.26 °C | 349.3 µS/cm | 0.899 mg/L | 2.230 NTU | 50.8 mV | 22.19 ft | 200.0 ml/min |
| 1/21/2026 3:45 PM | 40:00 | 6.360 pH | 17.21 °C | 344.8 µS/cm | 0.943 mg/L | 1.710 NTU | 47.0 mV | 22.23 ft | 200.0 ml/min |

**Samples**

| Sample ID: | Description: |
|---|---|

# Low-Flow Test Report:

**Test Date / Time:** 1/20/2026 3:34:27 PM
**Project:** Plant Wansley Landfill
**Operator Name:** Hunter Auld

| | | |
|---|---|---|
| **Location Name: GWC-6**<br>**Well Diameter: 2 in**<br>**Casing Type: PVC**<br>**Screen Length: 10 ft**<br>**Top of Screen: 21.12 ft**<br>**Total Depth: 31.12 ft**<br>**Initial Depth to Water: 18.48 ft** | **Pump Type: Peristaltic Pump**<br>**Tubing Type: Poly**<br>**Tubing Inner Diameter: 0.17 in**<br>**Pump Intake From TOC: 26 ft**<br>**Estimated Total Volume Pumped: 9500 ml**<br>**Flow Cell Volume: 130 ml**<br>**Final Flow Rate: 250 ml/min**<br>**Final Draw Down: 0.47 ft** | **Instrument Used: Aqua TROLL 500**<br>**Serial Number: 1235093** |

**Test Notes:**
Sample time 1619. Clear 46.

**Low-Flow Readings:**

| Date Time | Elapsed Time | pH | Temperature | Specific Conductivity | RDO Concentration | Turbidity | ORP | Depth to Water | Flow |
|---|---|---|---|---|---|---|---|---|---|
| | | +/- 0.1 | +/- 3 | +/- 5 % | +/- 10 % | +/- 10 | +/- 25 | +/- 0.3 | |
| 1/20/2026 3:34 PM | 00:00 | 6.357 pH | 19.46 °C | 0.056 µS/cm | 9.043 mg/L | 6.170 NTU | 144.3 mV | 18.48 ft | 200.0 ml/min |
| 1/20/2026 3:39 PM | 05:00 | 5.640 pH | 17.55 °C | 200.0 µS/cm | 0.389 mg/L | 2.710 NTU | 131.1 mV | 18.80 ft | 200.0 ml/min |
| 1/20/2026 3:44 PM | 10:00 | 5.658 pH | 17.38 °C | 197.6 µS/cm | 0.211 mg/L | 2.890 NTU | 129.4 mV | 18.83 ft | 200.0 ml/min |
| 1/20/2026 3:49 PM | 15:00 | 5.682 pH | 17.44 °C | 196.9 µS/cm | 0.163 mg/L | 1.840 NTU | 128.2 mV | 18.84 ft | 200.0 ml/min |
| 1/20/2026 3:54 PM | 20:00 | 5.675 pH | 17.69 °C | 199.0 µS/cm | 0.117 mg/L | 1.360 NTU | 127.3 mV | 18.84 ft | 200.0 ml/min |
| 1/20/2026 3:59 PM | 25:00 | 5.710 pH | 17.82 °C | 199.3 µS/cm | 0.118 mg/L | 0.990 NTU | 124.4 mV | 18.84 ft | 200.0 ml/min |
| 1/20/2026 4:04 PM | 30:00 | 5.701 pH | 17.82 °C | 200.2 µS/cm | 0.119 mg/L | 0.760 NTU | 124.1 mV | 18.84 ft | 200.0 ml/min |
| 1/20/2026 4:09 PM | 35:00 | 5.688 pH | 17.86 °C | 200.3 µS/cm | 0.105 mg/L | 0.750 NTU | 124.1 mV | 18.93 ft | 250.0 ml/min |
| 1/20/2026 4:14 PM | 40:00 | 5.719 pH | 17.79 °C | 200.7 µS/cm | 0.086 mg/L | 0.640 NTU | 121.4 mV | 18.93 ft | 250.0 ml/min |
| 1/20/2026 4:19 PM | 45:00 | 5.712 pH | 17.66 °C | 200.6 µS/cm | 0.073 mg/L | 0.720 NTU | 121.1 mV | 18.95 ft | 250.0 ml/min |

**Samples**

| Sample ID: | Description: |
|---|---|

# Low-Flow Test Report:

**Test Date / Time:** 1/22/2026 12:20:08 PM
**Project:** Plant Wansley Landfill
**Operator Name:** J. May

| | | |
|---|---|---|
| **Location Name: GWC-7**<br>**Well Diameter: 2 in**<br>**Casing Type: PVC**<br>**Screen Length: 10 ft**<br>**Top of Screen: 16.02 ft**<br>**Total Depth: 26.02 ft**<br>**Initial Depth to Water: 8.31 ft** | **Pump Type: Peristaltic Pump**<br>**Tubing Type: Poly**<br>**Tubing Inner Diameter: 0.17 in**<br>**Pump Intake From TOC: 21 ft**<br>**Estimated Total Volume Pumped: 5 liter**<br>**Flow Cell Volume: 130 ml**<br>**Final Flow Rate: 125 ml/min**<br>**Final Draw Down: 47.88 in** | **Instrument Used: Aqua TROLL 500**<br>**Serial Number: 1183990** |

**Test Notes:**
Sample Time: 1300
Rainy, 40s
EB-07 here

**Low-Flow Readings:**

| Date Time | Elapsed Time | pH | Temperature | Specific Conductivity | RDO Concentration | Turbidity | ORP | Depth to Water | Flow |
|---|---|---|---|---|---|---|---|---|---|
| | | +/- 0.1 | +/- 3 | +/- 5 % | +/- 10 % | +/- 10 | +/- 25 | +/- 0.3 | |
| 1/22/2026 12:20 PM | 00:00 | 6.178 pH | 10.84 °C | 394.0 µS/cm | 1.879 mg/L | 1.540 NTU | 181.2 mV | 8.310 ft | 125.0 ml/min |
| 1/22/2026 12:25 PM | 05:00 | 6.286 pH | 11.14 °C | 390.9 µS/cm | 1.297 mg/L | 0.950 NTU | 166.9 mV | 10.20 ft | 125.0 ml/min |
| 1/22/2026 12:30 PM | 10:00 | 6.315 pH | 10.87 °C | 390.1 µS/cm | 1.207 mg/L | 0.700 NTU | 159.0 mV | 10.80 ft | 125.0 ml/min |
| 1/22/2026 12:35 PM | 15:00 | 6.327 pH | 10.77 °C | 389.9 µS/cm | 1.165 mg/L | 0.600 NTU | 156.6 mV | 11.30 ft | 125.0 ml/min |
| 1/22/2026 12:40 PM | 20:00 | 6.338 pH | 10.46 °C | 388.7 µS/cm | 1.124 mg/L | 0.750 NTU | 155.9 mV | 11.60 ft | 125.0 ml/min |
| 1/22/2026 12:45 PM | 25:00 | 6.343 pH | 10.09 °C | 388.9 µS/cm | 1.097 mg/L | 0.620 NTU | 150.9 mV | 11.90 ft | 125.0 ml/min |
| 1/22/2026 12:50 PM | 30:00 | 6.345 pH | 9.845 °C | 388.8 µS/cm | 1.070 mg/L | 0.550 NTU | 149.7 mV | 12.10 ft | 125.0 ml/min |
| 1/22/2026 12:55 PM | 35:00 | 6.347 pH | 9.949 °C | 389.5 µS/cm | 1.029 mg/L | 0.610 NTU | 152.3 mV | 12.20 ft | 125.0 ml/min |
| 1/22/2026 1:00 PM | 40:00 | 6.356 pH | 9.922 °C | 389.6 µS/cm | 1.004 mg/L | 0.710 NTU | 149.8 mV | 12.30 ft | 125.0 ml/min |

**Samples**

| Sample ID: | Description: |
|---|---|

# Low-Flow Test Report:

**Test Date / Time:** 1/22/2026 10:38:18 AM
**Project:** Plant Wansley Landfill
**Operator Name:** J. May

| | | |
|---|---|---|
| **Location Name: GWC-8**<br>**Well Diameter: 2 in**<br>**Casing Type: PVC**<br>**Screen Length: 10 ft**<br>**Top of Screen: 10.11 ft**<br>**Total Depth: 20.11 ft**<br>**Initial Depth to Water: 9.51 ft** | **Pump Type: Peristaltic Pump**<br>**Tubing Type: Poly**<br>**Tubing Inner Diameter: 0.17 in**<br>**Pump Intake From TOC: 15 ft**<br>**Estimated Total Volume Pumped: 10 liter**<br>**Flow Cell Volume: 130 ml**<br>**Final Flow Rate: 200 ml/min**<br>**Final Draw Down: 4.68 in** | **Instrument Used: Aqua TROLL 500**<br>**Serial Number: 1183990** |

**Test Notes:**
Sample Time: 1128
Rainy, 40s

**Low-Flow Readings:**

| Date Time | Elapsed Time | pH | Temperature | Specific Conductivity | RDO Concentration | Turbidity | ORP | Depth to Water | Flow |
|---|---|---|---|---|---|---|---|---|---|
| | | +/- 0.1 | +/- 3 | +/- 5 % | +/- 10 % | +/- 10 | +/- 25 | +/- 0.3 | |
| 1/22/2026 10:38 AM | 00:00 | 6.075 pH | 12.18 °C | 236.4 µS/cm | 3.834 mg/L | 2.840 NTU | 152.4 mV | 9.510 ft | 200.0 ml/min |
| 1/22/2026 10:43 AM | 05:00 | 6.063 pH | 12.16 °C | 220.4 µS/cm | 3.137 mg/L | 2.040 NTU | 155.2 mV | 9.900 ft | 200.0 ml/min |
| 1/22/2026 10:48 AM | 10:00 | 5.998 pH | 12.02 °C | 201.0 µS/cm | 2.720 mg/L | 1.250 NTU | 156.2 mV | 9.900 ft | 200.0 ml/min |
| 1/22/2026 10:53 AM | 15:00 | 5.967 pH | 11.80 °C | 198.4 µS/cm | 2.634 mg/L | 1.390 NTU | 160.9 mV | 9.900 ft | 200.0 ml/min |
| 1/22/2026 10:58 AM | 20:00 | 5.938 pH | 12.16 °C | 201.2 µS/cm | 2.444 mg/L | 1.060 NTU | 166.1 mV | 9.900 ft | 200.0 ml/min |
| 1/22/2026 11:03 AM | 25:00 | 5.919 pH | 11.99 °C | 200.6 µS/cm | 2.077 mg/L | 0.850 NTU | 170.3 mV | 9.900 ft | 200.0 ml/min |
| 1/22/2026 11:08 AM | 30:00 | 5.886 pH | 12.10 °C | 203.7 µS/cm | 1.885 mg/L | 0.870 NTU | 172.0 mV | 9.900 ft | 200.0 ml/min |
| 1/22/2026 11:13 AM | 35:00 | 5.881 pH | 12.28 °C | 208.0 µS/cm | 1.684 mg/L | 1.050 NTU | 170.2 mV | 9.900 ft | 200.0 ml/min |
| 1/22/2026 11:18 AM | 40:00 | 5.883 pH | 11.84 °C | 208.5 µS/cm | 1.445 mg/L | 0.880 NTU | 169.4 mV | 9.900 ft | 200.0 ml/min |
| 1/22/2026 11:23 AM | 45:00 | 5.873 pH | 11.61 °C | 211.1 µS/cm | 1.356 mg/L | 0.750 NTU | 168.2 mV | 9.900 ft | 200.0 ml/min |
| 1/22/2026 11:28 AM | 50:00 | 5.866 pH | 11.99 °C | 211.1 µS/cm | 1.352 mg/L | 0.890 NTU | 167.4 mV | 9.900 ft | 200.0 ml/min |

**Samples**

| Sample ID: | Description: |
|---|---|

# Low-Flow Test Report:

**Test Date / Time:** 1/22/2026 9:35:33 AM
**Project:** Plant Wansley Landfill
**Operator Name:** J. May

| | | |
|---|---|---|
| **Location Name: GWC-9**<br>**Well Diameter: 2 in**<br>**Casing Type: PVC**<br>**Screen Length: 10 ft**<br>**Top of Screen: 9.44 ft**<br>**Total Depth: 19.44 ft**<br>**Initial Depth to Water: 7.17 ft** | **Pump Type: Peristaltic Pump**<br>**Tubing Type: Poly**<br>**Tubing Inner Diameter: 0.17 in**<br>**Pump Intake From TOC: 14 ft**<br>**Estimated Total Volume Pumped: 5.25 liter**<br>**Flow Cell Volume: 130 ml**<br>**Final Flow Rate: 175 ml/min**<br>**Final Draw Down: 2.76 in** | **Instrument Used: Aqua TROLL 500**<br>**Serial Number: 1183990** |

**Test Notes:**
Sample Time: 1005
Rainy, 40s
FB-13 poured here at 0950

**Low-Flow Readings:**

| Date Time | Elapsed Time | pH | Temperature | Specific Conductivity | RDO Concentration | Turbidity | ORP | Depth to Water | Flow |
|---|---|---|---|---|---|---|---|---|---|
| | | +/- 0.1 | +/- 3 | +/- 5 % | +/- 10 % | +/- 10 | +/- 25 | +/- 0.3 | |
| 1/22/2026 9:35 AM | 00:00 | 5.224 pH | 10.97 °C | 112.1 µS/cm | 1.652 mg/L | 148.0 NTU | 203.3 mV | 7.170 ft | 175.0 ml/min |
| 1/22/2026 9:40 AM | 05:00 | 5.441 pH | 11.66 °C | 120.1 µS/cm | 1.071 mg/L | 24.60 NTU | 206.4 mV | 7.400 ft | 175.0 ml/min |
| 1/22/2026 9:45 AM | 10:00 | 5.479 pH | 11.92 °C | 120.9 µS/cm | 0.818 mg/L | 11.10 NTU | 184.7 mV | 7.400 ft | 175.0 ml/min |
| 1/22/2026 9:50 AM | 15:00 | 5.502 pH | 12.03 °C | 121.3 µS/cm | 0.650 mg/L | 7.140 NTU | 176.2 mV | 7.400 ft | 175.0 ml/min |
| 1/22/2026 9:55 AM | 20:00 | 5.507 pH | 11.95 °C | 120.7 µS/cm | 0.530 mg/L | 6.010 NTU | 169.1 mV | 7.400 ft | 175.0 ml/min |
| 1/22/2026 10:00 AM | 25:00 | 5.505 pH | 11.69 °C | 120.0 µS/cm | 0.456 mg/L | 2.970 NTU | 162.7 mV | 7.400 ft | 175.0 ml/min |
| 1/22/2026 10:05 AM | 30:00 | 5.502 pH | 11.63 °C | 118.1 µS/cm | 0.403 mg/L | 2.710 NTU | 155.5 mV | 7.400 ft | 175.0 ml/min |

**Samples**

| Sample ID: | Description: |
|---|---|

# Low-Flow Test Report:

**Test Date / Time:** 1/20/2026 2:21:36 PM
**Project:** Plant Wansley Landfill
**Operator Name:** Hunter Auld

| | | |
|---|---|---|
| **Location Name: GWC-10**<br>**Well Diameter: 2 in**<br>**Casing Type: PVC**<br>**Screen Length: 10 ft**<br>**Top of Screen: 11.97 ft**<br>**Total Depth: 21.97 ft**<br>**Initial Depth to Water: 11.89 ft** | **Pump Type: Peristaltic Pump**<br>**Tubing Type: Poly**<br>**Tubing Inner Diameter: 0.17 in**<br>**Pump Intake From TOC: 19.9 ft**<br>**Estimated Total Volume Pumped: 9500 ml**<br>**Flow Cell Volume: 130 ml**<br>**Final Flow Rate: 300 ml/min**<br>**Final Draw Down: 7.61 ft** | **Instrument Used: Aqua TROLL 500**<br>**Serial Number: 1235093** |

**Test Notes:**
Well purged dry. Allow overnight recharge. Clear 47.

**Low-Flow Readings:**

| Date Time | Elapsed Time | pH | Temperature | Specific Conductivity | RDO Concentration | Turbidity | ORP | Depth to Water | Flow |
|---|---|---|---|---|---|---|---|---|---|
| | | +/- 0.1 | +/- 3 | +/- 5 % | +/- 10 % | +/- 10 | +/- 25 | +/- 0.3 | |
| 1/20/2026 2:21 PM | 00:00 | 5.913 pH | 15.80 °C | 168.2 µS/cm | 4.150 mg/L | 5.750 NTU | 149.6 mV | 11.89 ft | 200.0 ml/min |
| 1/20/2026 2:26 PM | 05:00 | 5.898 pH | 16.69 °C | 165.2 µS/cm | 2.590 mg/L | 5.320 NTU | 145.0 mV | 12.80 ft | 200.0 ml/min |
| 1/20/2026 2:31 PM | 10:00 | 5.886 pH | 16.84 °C | 163.6 µS/cm | 2.409 mg/L | 4.240 NTU | 145.8 mV | 13.70 ft | 200.0 ml/min |
| 1/20/2026 2:36 PM | 15:00 | 5.810 pH | 16.91 °C | 159.0 µS/cm | 2.002 mg/L | 4.460 NTU | 146.6 mV | 14.45 ft | 200.0 ml/min |
| 1/20/2026 2:41 PM | 20:00 | 5.706 pH | 16.63 °C | 153.2 µS/cm | 1.746 mg/L | 4.320 NTU | 138.2 mV | 15.45 ft | 200.0 ml/min |
| 1/20/2026 2:46 PM | 25:00 | 5.738 pH | 16.34 °C | 153.4 µS/cm | 2.156 mg/L | 4.780 NTU | 131.7 mV | 15.75 ft | 100.0 ml/min |
| 1/20/2026 2:51 PM | 30:00 | 5.737 pH | 16.79 °C | 158.3 µS/cm | 1.999 mg/L | 3.520 NTU | 130.0 mV | 16.00 ft | 100.0 ml/min |
| 1/20/2026 2:56 PM | 35:00 | 5.753 pH | 16.93 °C | 161.8 µS/cm | 1.708 mg/L | 4.050 NTU | 128.2 mV | 16.32 ft | 100.0 ml/min |
| 1/20/2026 3:01 PM | 40:00 | 5.773 pH | 17.19 °C | 160.6 µS/cm | 1.935 mg/L | 3.660 NTU | 129.2 mV | 17.30 ft | 300.0 ml/min |
| 1/20/2026 3:06 PM | 45:00 | 5.798 pH | 17.45 °C | 163.0 µS/cm | 1.957 mg/L | 3.220 NTU | 134.5 mV | 18.50 ft | 300.0 ml/min |
| 1/20/2026 3:11 PM | 50:00 | 5.859 pH | 17.25 °C | 173.8 µS/cm | 1.539 mg/L | 2.130 NTU | 137.8 mV | 19.50 ft | 300.0 ml/min |

**Samples**

| Sample ID: | Description: |
|---|---|

# Low-Flow Test Report:

**Test Date / Time:** 1/21/2026 10:27:15 AM
**Project:** Plant Wansley Landfill
**Operator Name:** Hunter Auld

| | | |
|---|---|---|
| **Location Name: GWC-10**<br>**Well Diameter: 2 in**<br>**Casing Type: PVC**<br>**Screen Length: 10 ft**<br>**Top of Screen: 11.97 ft**<br>**Total Depth: 21.97 ft**<br>**Initial Depth to Water: 11.94 ft** | **Pump Type: Peristaltic Pump**<br>**Tubing Type: Poly**<br>**Tubing Inner Diameter: 0.17 in**<br>**Pump Intake From TOC: 18 ft**<br>**Estimated Total Volume Pumped: 1500 ml**<br>**Flow Cell Volume: 130 ml**<br>**Final Flow Rate: 150 ml/min**<br>**Final Draw Down: 2.1 ft** | **Instrument Used: Aqua TROLL 500**<br>**Serial Number: 1235093** |

**Test Notes:**
Sample time 1037. Clear 40. Well purged dry 1/20.

**Low-Flow Readings:**

| Date Time | Elapsed Time | pH | Temperature | Specific Conductivity | RDO Concentration | Turbidity | ORP | Depth to Water | Flow |
|---|---|---|---|---|---|---|---|---|---|
| | | +/- 0.1 | +/- 3 | +/- 5 % | +/- 10 % | +/- 10 | +/- 25 | +/- 0.3 | |
| 1/21/2026 10:27 AM | 00:00 | 5.349 pH | 12.70 °C | 163.8 µS/cm | 4.501 mg/L | 3.800 NTU | 220.0 mV | 11.94 ft | 150.0 ml/min |
| 1/21/2026 10:32 AM | 05:00 | 5.294 pH | 13.69 °C | 162.1 µS/cm | 4.462 mg/L | 4.010 NTU | 213.0 mV | 13.55 ft | 150.0 ml/min |
| 1/21/2026 10:37 AM | 10:00 | 5.334 pH | 13.80 °C | 157.4 µS/cm | 4.256 mg/L | 3.380 NTU | 210.0 mV | 14.04 ft | 150.0 ml/min |

**Samples**

| Sample ID: | Description: |
|---|---|

Created using VuSitu from In-Situ, Inc.

# Low-Flow Test Report:

**Test Date / Time:** 1/21/2026 2:58:32 PM
**Project:** Plant Wansley Landfill
**Operator Name:** Hunter Auld

| | | |
|---|---|---|
| **Location Name: GWC-11**<br>**Well Diameter: 2 in**<br>**Casing Type: PVC**<br>**Screen Length: 10 ft**<br>**Top of Screen: 8.16 ft**<br>**Total Depth: 18.16 ft**<br>**Initial Depth to Water: 6.32 ft** | **Pump Type: Peristaltic Pump**<br>**Tubing Type: Poly**<br>**Tubing Inner Diameter: 0.17 in**<br>**Pump Intake From TOC: 13 ft**<br>**Estimated Total Volume Pumped: 12500 ml**<br>**Flow Cell Volume: 130 ml**<br>**Final Flow Rate: 300 ml/min**<br>**Final Draw Down: 0.35 ft** | **Instrument Used: Aqua TROLL 500**<br>**Serial Number: 1235093** |

**Test Notes:**
Sample time 1548. P cloudy 55.

**Low-Flow Readings:**

| Date Time | Elapsed Time | pH | Temperature | Specific Conductivity | RDO Concentration | Turbidity | ORP | Depth to Water | Flow |
|---|---|---|---|---|---|---|---|---|---|
| | | +/- 0.1 | +/- 3 | +/- 5 % | +/- 10 % | +/- 10 | +/- 25 | +/- 0.3 | |
| 1/21/2026 2:58 PM | 00:00 | 6.287 pH | 16.89 °C | 235.8 µS/cm | 6.946 mg/L | 12.40 NTU | 15.3 mV | 6.320 ft | 200.0 ml/min |
| 1/21/2026 3:03 PM | 05:00 | 6.004 pH | 16.25 °C | 235.8 µS/cm | 0.413 mg/L | 14.80 NTU | 17.2 mV | 6.550 ft | 220.0 ml/min |
| 1/21/2026 3:08 PM | 10:00 | 5.996 pH | 16.13 °C | 239.5 µS/cm | 0.167 mg/L | 13.40 NTU | 14.2 mV | 6.570 ft | 220.0 ml/min |
| 1/21/2026 3:13 PM | 15:00 | 6.031 pH | 16.02 °C | 242.9 µS/cm | 0.150 mg/L | 12.80 NTU | 9.2 mV | 6.580 ft | 220.0 ml/min |
| 1/21/2026 3:18 PM | 20:00 | 6.049 pH | 16.03 °C | 247.0 µS/cm | 0.117 mg/L | 10.70 NTU | 5.0 mV | 6.580 ft | 220.0 ml/min |
| 1/21/2026 3:23 PM | 25:00 | 6.065 pH | 15.96 °C | 252.8 µS/cm | 0.122 mg/L | 11.90 NTU | 2.0 mV | 6.590 ft | 220.0 ml/min |
| 1/21/2026 3:28 PM | 30:00 | 6.073 pH | 15.92 °C | 258.1 µS/cm | 0.069 mg/L | 7.990 NTU | -0.8 mV | 6.650 ft | 300.0 ml/min |
| 1/21/2026 3:33 PM | 35:00 | 6.075 pH | 15.83 °C | 258.1 µS/cm | 0.095 mg/L | 6.710 NTU | -3.6 mV | 6.650 ft | 300.0 ml/min |
| 1/21/2026 3:38 PM | 40:00 | 6.088 pH | 15.82 °C | 260.1 µS/cm | 0.082 mg/L | 5.880 NTU | -6.2 mV | 6.670 ft | 300.0 ml/min |
| 1/21/2026 3:43 PM | 45:00 | 6.090 pH | 15.76 °C | 262.1 µS/cm | 0.078 mg/L | 4.770 NTU | -7.5 mV | 6.670 ft | 300.0 ml/min |
| 1/21/2026 3:48 PM | 50:00 | 6.090 pH | 15.66 °C | 260.3 µS/cm | 0.083 mg/L | 4.280 NTU | -9.0 mV | 6.670 ft | 300.0 ml/min |

**Samples**

| Sample ID: | Description: |
|---|---|

# Low-Flow Test Report:

**Test Date / Time:** 1/21/2026 1:50:12 PM
**Project:** Plant Wansley Landfill
**Operator Name:** Hunter Auld

| | | |
|---|---|---|
| **Location Name: GWC-12**<br>**Well Diameter: 2 in**<br>**Casing Type: PVC**<br>**Screen Length: 10 ft**<br>**Top of Screen: 30.54 ft**<br>**Total Depth: 40.54 ft**<br>**Initial Depth to Water: 27.2 ft** | **Pump Type: Dedicated Bladder Pump**<br>**Tubing Type: Poly**<br>**Tubing Inner Diameter: 0.17 in**<br>**Pump Intake From TOC: 35 ft**<br>**Estimated Total Volume Pumped: 3400 ml**<br>**Flow Cell Volume: 130 ml**<br>**Final Flow Rate: 100 ml/min**<br>**Final Draw Down: 1.85 ft** | **Instrument Used: Aqua TROLL 500**<br>**Serial Number: 1235093** |

**Test Notes:**
Sample time 1420. Cloudy 54.

**Low-Flow Readings:**

| Date Time | Elapsed Time | pH | Temperature | Specific Conductivity | RDO Concentration | Turbidity | ORP | Depth to Water | Flow |
|---|---|---|---|---|---|---|---|---|---|
| | | +/- 0.1 | +/- 3 | +/- 5 % | +/- 10 % | +/- 10 | +/- 25 | +/- 0.3 | |
| 1/21/2026 1:50 PM | 00:00 | 7.416 pH | 16.59 °C | 424.7 µS/cm | 5.927 mg/L | 4.850 NTU | 113.6 mV | 27.20 ft | 140.0 ml/min |
| 1/21/2026 1:55 PM | 05:00 | 7.266 pH | 17.30 °C | 421.6 µS/cm | 1.558 mg/L | 7.490 NTU | 44.5 mV | 28.50 ft | 140.0 ml/min |
| 1/21/2026 2:00 PM | 10:00 | 7.284 pH | 17.25 °C | 421.1 µS/cm | 1.168 mg/L | 22.10 NTU | 22.9 mV | 28.80 ft | 100.0 ml/min |
| 1/21/2026 2:05 PM | 15:00 | 7.295 pH | 17.33 °C | 420.0 µS/cm | 0.755 mg/L | 8.400 NTU | 10.2 mV | 29.00 ft | 100.0 ml/min |
| 1/21/2026 2:10 PM | 20:00 | 7.286 pH | 17.14 °C | 418.1 µS/cm | 0.725 mg/L | 6.900 NTU | -2.6 mV | 29.03 ft | 100.0 ml/min |
| 1/21/2026 2:15 PM | 25:00 | 7.279 pH | 17.15 °C | 417.6 µS/cm | 0.679 mg/L | 4.690 NTU | -13.5 mV | 29.04 ft | 100.0 ml/min |
| 1/21/2026 2:20 PM | 30:00 | 7.273 pH | 17.16 °C | 417.1 µS/cm | 0.671 mg/L | 4.670 NTU | -21.8 mV | 29.05 ft | 100.0 ml/min |

**Samples**

| Sample ID: | Description: |
|---|---|

# Low-Flow Test Report:

**Test Date / Time:** 1/21/2026 12:34:34 PM
**Project:** Plant Wansley Landfill
**Operator Name:** Hunter Auld

| | | |
|---|---|---|
| **Location Name: GWC-13**<br>**Well Diameter: 2 in**<br>**Casing Type: PVC**<br>**Screen Length: 10 ft**<br>**Top of Screen: 80.46 ft**<br>**Total Depth: 90.46 ft**<br>**Initial Depth to Water: 6.39 ft** | **Pump Type: Peristaltic Pump**<br>**Tubing Type: Poly**<br>**Tubing Inner Diameter: 0.17 in**<br>**Pump Intake From TOC: 85 ft**<br>**Estimated Total Volume Pumped: 6250 ml**<br>**Flow Cell Volume: 130 ml**<br>**Final Flow Rate: 250 ml/min**<br>**Final Draw Down: 0.24 ft** | **Instrument Used: Aqua TROLL 500**<br>**Serial Number: 1235093** |

**Test Notes:**
Sample time 1259. P cloudy 51. FD-06 here.

**Low-Flow Readings:**

| Date Time | Elapsed Time | pH | Temperature | Specific Conductivity | RDO Concentration | Turbidity | ORP | Depth to Water | Flow |
|---|---|---|---|---|---|---|---|---|---|
| | | +/- 0.1 | +/- 3 | +/- 5 % | +/- 10 % | +/- 10 | +/- 25 | +/- 0.3 | |
| 1/21/2026 12:34 PM | 00:00 | 6.631 pH | 16.19 °C | 78.97 µS/cm | 3.675 mg/L | 1.230 NTU | 172.9 mV | 6.390 ft | 250.0 ml/min |
| 1/21/2026 12:39 PM | 05:00 | 6.491 pH | 16.85 °C | 78.08 µS/cm | 3.023 mg/L | 1.670 NTU | 149.6 mV | 6.600 ft | 250.0 ml/min |
| 1/21/2026 12:44 PM | 10:00 | 6.538 pH | 16.90 °C | 76.18 µS/cm | 3.090 mg/L | 0.730 NTU | 148.2 mV | 6.620 ft | 250.0 ml/min |
| 1/21/2026 12:49 PM | 15:00 | 6.549 pH | 16.82 °C | 76.19 µS/cm | 3.061 mg/L | 0.610 NTU | 148.3 mV | 6.620 ft | 250.0 ml/min |
| 1/21/2026 12:54 PM | 20:00 | 6.528 pH | 16.97 °C | 76.15 µS/cm | 3.072 mg/L | 0.600 NTU | 151.3 mV | 6.630 ft | 250.0 ml/min |
| 1/21/2026 12:59 PM | 25:00 | 6.531 pH | 17.07 °C | 76.01 µS/cm | 3.070 mg/L | 0.550 NTU | 153.7 mV | 6.630 ft | 250.0 ml/min |

**Samples**

| Sample ID: | Description: |
|---|---|

Created using VuSitu from In-Situ, Inc.

# Low-Flow Test Report:

**Test Date / Time:** 1/20/2026 2:25:04 PM
**Project:** Plant Wansley Landfill
**Operator Name:** J. May

| | | |
|---|---|---|
| **Location Name: GWC-14**<br>**Well Diameter: 2 in**<br>**Casing Type: PVC**<br>**Screen Length: 10 ft**<br>**Top of Screen: 14.34 ft**<br>**Total Depth: 24.34 ft**<br>**Initial Depth to Water: 9.88 ft** | **Pump Type: Peristaltic Pump**<br>**Tubing Type: Poly**<br>**Tubing Inner Diameter: 0.17 in**<br>**Pump Intake From TOC: 19 ft**<br>**Estimated Total Volume Pumped: 9 liter**<br>**Flow Cell Volume: 130 ml**<br>**Final Flow Rate: 150 ml/min**<br>**Final Draw Down: 1.44 in** | **Instrument Used: Aqua TROLL 500**<br>**Serial Number: 1183974** |

**Test Notes:**
Sample Time: 1525
Sunny, 50s

**Low-Flow Readings:**

| Date Time | Elapsed Time | pH | Temperature | Specific Conductivity | RDO Concentration | Turbidity | ORP | Depth to Water | Flow |
|---|---|---|---|---|---|---|---|---|---|
| | | +/- 0.1 | +/- 3 | +/- 5 % | +/- 10 % | +/- 10 | +/- 25 | +/- 0.3 | |
| 1/20/2026 2:25 PM | 00:00 | 5.435 pH | 14.59 °C | 442.9 µS/cm | 1.043 mg/L | 41.20 NTU | 45.7 mV | 9.880 ft | 150.0 ml/min |
| 1/20/2026 2:30 PM | 05:00 | 5.496 pH | 15.12 °C | 441.1 µS/cm | 0.444 mg/L | 11.70 NTU | 45.0 mV | 10.00 ft | 150.0 ml/min |
| 1/20/2026 2:35 PM | 10:00 | 5.478 pH | 15.36 °C | 441.0 µS/cm | 0.343 mg/L | 8.250 NTU | 48.9 mV | 10.00 ft | 150.0 ml/min |
| 1/20/2026 2:40 PM | 15:00 | 5.446 pH | 15.57 °C | 438.1 µS/cm | 0.266 mg/L | 8.300 NTU | 52.7 mV | 10.00 ft | 150.0 ml/min |
| 1/20/2026 2:45 PM | 20:00 | 5.420 pH | 15.68 °C | 438.4 µS/cm | 0.224 mg/L | 7.400 NTU | 56.2 mV | 10.00 ft | 150.0 ml/min |
| 1/20/2026 2:50 PM | 25:00 | 5.418 pH | 15.53 °C | 438.1 µS/cm | 0.222 mg/L | 8.630 NTU | 58.4 mV | 10.00 ft | 150.0 ml/min |
| 1/20/2026 2:55 PM | 30:00 | 5.390 pH | 15.66 °C | 437.0 µS/cm | 0.189 mg/L | 10.30 NTU | 61.9 mV | 10.00 ft | 150.0 ml/min |
| 1/20/2026 3:00 PM | 35:00 | 5.385 pH | 15.63 °C | 438.6 µS/cm | 0.172 mg/L | 9.180 NTU | 64.1 mV | 10.00 ft | 150.0 ml/min |
| 1/20/2026 3:05 PM | 40:00 | 5.362 pH | 15.70 °C | 440.4 µS/cm | 0.158 mg/L | 7.940 NTU | 66.7 mV | 10.00 ft | 150.0 ml/min |
| 1/20/2026 3:10 PM | 45:00 | 5.343 pH | 15.88 °C | 441.9 µS/cm | 0.149 mg/L | 6.870 NTU | 69.0 mV | 10.00 ft | 150.0 ml/min |
| 1/20/2026 3:15 PM | 50:00 | 5.340 pH | 15.68 °C | 442.6 µS/cm | 0.134 mg/L | 6.310 NTU | 71.3 mV | 10.00 ft | 150.0 ml/min |
| 1/20/2026 3:20 PM | 55:00 | 5.318 pH | 15.91 °C | 445.0 µS/cm | 0.125 mg/L | 4.980 NTU | 73.4 mV | 10.00 ft | 150.0 ml/min |
| 1/20/2026 3:25 PM | 01:00:00 | 5.334 pH | 15.94 °C | 445.6 µS/cm | 0.125 mg/L | 3.620 NTU | 74.5 mV | 10.00 ft | 150.0 ml/min |

# Low-Flow Test Report:

**Test Date / Time:** 1/21/2026 12:53:13 PM
**Project:** Plant Wansley Landfill
**Operator Name:** J. May

| | | |
|---|---|---|
| **Location Name: GWC-15**<br>**Latitude: 33.40083874740653**<br>**Longitude: -85.04078912852461**<br>**Well Diameter: 2 in**<br>**Casing Type: PVC**<br>**Screen Length: 10 ft**<br>**Top of Screen: 41.06 ft**<br>**Total Depth: 51.06 ft**<br>**Initial Depth to Water: 6.51 ft** | **Pump Type: Peristaltic Pump**<br>**Tubing Type: Poly**<br>**Pump Intake From TOC: 46 ft**<br>**Estimated Total Volume Pumped: 5 liter**<br>**Flow Cell Volume: 130 ml**<br>**Final Flow Rate: 200 ml/min**<br>**Final Draw Down: 1.08 in** | **Instrument Used: Aqua TROLL 500**<br>**Serial Number: 1183990** |

**Test Notes:**
Sample Time: 1318
Sunny, 40s
FD-06 poured here

**Low-Flow Readings:**

| Date Time | Elapsed Time | pH | Temperature | Specific Conductivity | RDO Concentration | Turbidity | ORP | Depth to Water | Flow |
|---|---|---|---|---|---|---|---|---|---|
| | | +/- 0.1 | +/- 3 | +/- 5 % | +/- 10 % | +/- 10 | +/- 25 | +/- 0.3 | |
| 1/21/2026 12:53 PM | 00:00 | 6.349 pH | 15.59 °C | 85.89 µS/cm | 3.992 mg/L | 0.650 NTU | 167.1 mV | 6.510 ft | 200.0 ml/min |
| 1/21/2026 12:58 PM | 05:00 | 6.346 pH | 15.96 °C | 84.49 µS/cm | 3.965 mg/L | 0.620 NTU | 176.6 mV | 6.600 ft | 200.0 ml/min |
| 1/21/2026 1:03 PM | 10:00 | 6.348 pH | 16.25 °C | 84.44 µS/cm | 3.880 mg/L | 0.480 NTU | 166.4 mV | 6.600 ft | 200.0 ml/min |
| 1/21/2026 1:08 PM | 15:00 | 6.350 pH | 16.30 °C | 84.14 µS/cm | 3.836 mg/L | 0.530 NTU | 159.5 mV | 6.600 ft | 200.0 ml/min |
| 1/21/2026 1:13 PM | 20:00 | 6.358 pH | 16.42 °C | 83.89 µS/cm | 3.824 mg/L | 0.290 NTU | 160.0 mV | 6.600 ft | 200.0 ml/min |
| 1/21/2026 1:18 PM | 25:00 | 6.369 pH | 16.53 °C | 83.42 µS/cm | 3.953 mg/L | 0.350 NTU | 156.1 mV | 6.600 ft | 200.0 ml/min |

**Samples**

| Sample ID: | Description: |
|---|---|

Created using VuSitu from In-Situ, Inc.

# Low-Flow Test Report:

**Test Date / Time:** 1/21/2026 1:56:07 PM
**Project:** Plant Wansley Landfill
**Operator Name:** J. May

| | | |
|---|---|---|
| **Location Name: GWC-16**<br>**Well Diameter: 2 in**<br>**Casing Type: PVC**<br>**Screen Length: 10 ft**<br>**Top of Screen: 16.89 ft**<br>**Total Depth: 26.89 ft**<br>**Initial Depth to Water: 10.11 ft** | **Pump Type: Peristaltic Pump**<br>**Tubing Type: Poly**<br>**Tubing Inner Diameter: 0.17 in**<br>**Pump Intake From TOC: 21 ft**<br>**Estimated Total Volume Pumped: 5 liter**<br>**Flow Cell Volume: 130 ml**<br>**Final Flow Rate: 200 ml/min**<br>**Final Draw Down: 1.08 in** | **Instrument Used: Aqua TROLL 500**<br>**Serial Number: 1183990** |

**Test Notes:**
Sample Time: 1421
Cloudy, 50s

**Low-Flow Readings:**

| Date Time | Elapsed Time | pH | Temperature | Specific Conductivity | RDO Concentration | Turbidity | ORP | Depth to Water | Flow |
|---|---|---|---|---|---|---|---|---|---|
| | | +/- 0.1 | +/- 3 | +/- 5 % | +/- 10 % | +/- 10 | +/- 25 | +/- 0.3 | |
| 1/21/2026 1:56 PM | 00:00 | 5.808 pH | 16.84 °C | 85.21 µS/cm | 2.853 mg/L | 0.860 NTU | 148.0 mV | 10.11 ft | 200.0 ml/min |
| 1/21/2026 2:01 PM | 05:00 | 5.901 pH | 17.05 °C | 86.53 µS/cm | 2.467 mg/L | 0.600 NTU | 129.1 mV | 10.20 ft | 200.0 ml/min |
| 1/21/2026 2:06 PM | 10:00 | 5.898 pH | 17.13 °C | 85.31 µS/cm | 2.401 mg/L | 0.510 NTU | 129.9 mV | 10.20 ft | 200.0 ml/min |
| 1/21/2026 2:11 PM | 15:00 | 5.905 pH | 17.32 °C | 85.18 µS/cm | 2.382 mg/L | 0.390 NTU | 128.7 mV | 10.20 ft | 200.0 ml/min |
| 1/21/2026 2:16 PM | 20:00 | 5.900 pH | 17.29 °C | 84.99 µS/cm | 2.373 mg/L | 0.430 NTU | 128.7 mV | 10.20 ft | 200.0 ml/min |
| 1/21/2026 2:21 PM | 25:00 | 5.903 pH | 17.34 °C | 84.55 µS/cm | 2.348 mg/L | 0.340 NTU | 130.2 mV | 10.20 ft | 200.0 ml/min |

**Samples**

| Sample ID: | Description: |
|---|---|

# Low-Flow Test Report:

**Test Date / Time:** 1/21/2026 2:44:08 PM
**Project:** Plant Wansley Landfill
**Operator Name:** J. May

| | | |
|---|---|---|
| **Location Name: GWC-17**<br>**Well Diameter: 2 in**<br>**Casing Type: PVC**<br>**Screen Length: 10 ft**<br>**Top of Screen: 43.2 ft**<br>**Total Depth: 53.2 ft**<br>**Initial Depth to Water: 20.3 ft** | **Pump Type: Peristaltic Pump**<br>**Tubing Type: Poly**<br>**Tubing Inner Diameter: 0.17 in**<br>**Pump Intake From TOC: 48 ft**<br>**Estimated Total Volume Pumped: 3.75 liter**<br>**Flow Cell Volume: 130 ml**<br>**Final Flow Rate: 150 ml/min**<br>**Final Draw Down: 18 in** | **Instrument Used: Aqua TROLL 500**<br>**Serial Number: 1183990** |

**Test Notes:**
Sample Time: 1509
Sunny, 50s
FB-12 poured here at 1455

**Low-Flow Readings:**

| Date Time | Elapsed Time | pH | Temperature | Specific Conductivity | RDO Concentration | Turbidity | ORP | Depth to Water | Flow |
|---|---|---|---|---|---|---|---|---|---|
| | | +/- 0.1 | +/- 3 | +/- 5 % | +/- 10 % | +/- 10 | +/- 25 | +/- 0.3 | |
| 1/21/2026 2:44 PM | 00:00 | 6.005 pH | 17.14 °C | 103.9 µS/cm | 3.364 mg/L | 0.840 NTU | 131.9 mV | 20.30 ft | 150.0 ml/min |
| 1/21/2026 2:49 PM | 05:00 | 5.975 pH | 17.20 °C | 103.7 µS/cm | 2.376 mg/L | 0.720 NTU | 132.5 mV | 20.90 ft | 150.0 ml/min |
| 1/21/2026 2:54 PM | 10:00 | 5.997 pH | 17.28 °C | 103.9 µS/cm | 2.392 mg/L | 0.650 NTU | 129.1 mV | 21.50 ft | 150.0 ml/min |
| 1/21/2026 2:59 PM | 15:00 | 5.988 pH | 17.34 °C | 103.6 µS/cm | 2.235 mg/L | 0.560 NTU | 127.4 mV | 21.70 ft | 150.0 ml/min |
| 1/21/2026 3:04 PM | 20:00 | 5.993 pH | 17.32 °C | 103.3 µS/cm | 2.103 mg/L | 0.510 NTU | 124.9 mV | 21.80 ft | 150.0 ml/min |
| 1/21/2026 3:09 PM | 25:00 | 5.987 pH | 17.39 °C | 103.3 µS/cm | 2.058 mg/L | 0.440 NTU | 124.9 mV | 21.80 ft | 150.0 ml/min |

**Samples**

| Sample ID: | Description: |
|---|---|

Created using VuSitu from In-Situ, Inc.

# Low-Flow Test Report:

**Test Date / Time:** 1/21/2026 1:28:03 PM
**Project:** Plant Wansley Landfill
**Operator Name:** Taylor Goble

| | | |
|---|---|---|
| **Location Name: GWC-18**<br>**Well Diameter: 2 in**<br>**Casing Type: PVC**<br>**Screen Length: 10 ft**<br>**Top of Screen: 20.39 ft**<br>**Total Depth: 30.39 ft**<br>**Initial Depth to Water: 13.23 ft** | **Pump Type: Peristaltic Pump**<br>**Tubing Type: Poly**<br>**Tubing Inner Diameter: 0.17 in**<br>**Pump Intake From TOC: 25 ft**<br>**Estimated Total Volume Pumped: 5 liter**<br>**Flow Cell Volume: 90 ml**<br>**Final Flow Rate: 200 ml/min**<br>**Final Draw Down: 0.11 ft** | **Instrument Used: Aqua TROLL 400**<br>**Serial Number: 1283493** |

**Test Notes:**
Sampled at 1353. Cloudy 50 degrees

**Low-Flow Readings:**

| Date Time | Elapsed Time | pH | Temperature | Specific Conductivity | RDO Concentration | Turbidity | ORP | Depth to Water | Flow |
|---|---|---|---|---|---|---|---|---|---|
| | | +/- 0.1 | +/- 3 | +/- 5 % | +/- 10 % | +/- 10 | +/- 25 | +/- 0.3 | |
| 1/21/2026 1:28 PM | 00:00 | 5.796 pH | 11.82 °C | 184.8 µS/cm | 4.529 mg/L | 1.110 NTU | 124.0 mV | 13.23 ft | 200.0 ml/min |
| 1/21/2026 1:33 PM | 05:00 | 5.885 pH | 15.25 °C | 126.0 µS/cm | 0.443 mg/L | 1.420 NTU | 179.7 mV | 13.31 ft | 200.0 ml/min |
| 1/21/2026 1:38 PM | 10:00 | 5.907 pH | 15.86 °C | 123.3 µS/cm | 0.336 mg/L | 1.170 NTU | 209.4 mV | 13.34 ft | 200.0 ml/min |
| 1/21/2026 1:43 PM | 15:00 | 5.916 pH | 15.96 °C | 123.0 µS/cm | 0.315 mg/L | 0.990 NTU | 215.6 mV | 13.34 ft | 200.0 ml/min |
| 1/21/2026 1:48 PM | 20:00 | 5.921 pH | 16.05 °C | 122.5 µS/cm | 0.327 mg/L | 0.690 NTU | 230.5 mV | 13.34 ft | 200.0 ml/min |
| 1/21/2026 1:53 PM | 25:00 | 5.912 pH | 16.14 °C | 122.3 µS/cm | 0.299 mg/L | 0.760 NTU | 241.9 mV | 13.34 ft | 200.0 ml/min |

**Samples**

| Sample ID: | Description: |
|---|---|

Created using VuSitu from In-Situ, Inc.

# Low-Flow Test Report:

**Test Date / Time:** 1/21/2026 11:12:19 AM
**Project:** Plant Wansley Landfill
**Operator Name:** Taylor Goble

| | | |
|---|---|---|
| **Location Name: GWC-19**<br>**Well Diameter: 2 in**<br>**Casing Type: PVC**<br>**Screen Length: 10 ft**<br>**Top of Screen: 28.43 ft**<br>**Total Depth: 38.43 ft**<br>**Initial Depth to Water: 7.84 ft** | **Pump Type: Peristaltic Pump**<br>**Tubing Type: Poly**<br>**Tubing Inner Diameter: 0.17 in**<br>**Pump Intake From TOC: 33 ft**<br>**Estimated Total Volume Pumped: 6 liter**<br>**Flow Cell Volume: 90 ml**<br>**Final Flow Rate: 200 ml/min**<br>**Final Draw Down: 1.64 ft** | **Instrument Used: Aqua TROLL 400**<br>**Serial Number: 1283493** |

**Test Notes:**
Sampled at 1142. Partly cloudy 43 degrees. WAN-LF-FD-05 taken here

**Low-Flow Readings:**

| Date Time | Elapsed Time | pH | Temperature | Specific Conductivity | RDO Concentration | Turbidity | ORP | Depth to Water | Flow |
|---|---|---|---|---|---|---|---|---|---|
| | | +/- 0.1 | +/- 3 | +/- 5 % | +/- 10 % | +/- 10 | +/- 25 | +/- 0.3 | |
| 1/21/2026 11:12 AM | 00:00 | 6.785 pH | 5.315 °C | 125.8 µS/cm | 11.09 mg/L | 10.00 NTU | 93.4 mV | 7.840 ft | 200.0 ml/min |
| 1/21/2026 11:17 AM | 05:00 | 6.475 pH | 12.29 °C | 112.0 µS/cm | 7.010 mg/L | 6.610 NTU | 77.4 mV | 8.870 ft | 200.0 ml/min |
| 1/21/2026 11:22 AM | 10:00 | 6.488 pH | 13.05 °C | 109.3 µS/cm | 6.733 mg/L | 4.450 NTU | 37.8 mV | 9.050 ft | 200.0 ml/min |
| 1/21/2026 11:27 AM | 15:00 | 6.036 pH | 13.88 °C | 94.19 µS/cm | 4.117 mg/L | 3.080 NTU | 41.2 mV | 9.290 ft | 200.0 ml/min |
| 1/21/2026 11:32 AM | 20:00 | 5.965 pH | 14.12 °C | 87.87 µS/cm | 0.641 mg/L | 2.980 NTU | 59.5 mV | 9.360 ft | 200.0 ml/min |
| 1/21/2026 11:37 AM | 25:00 | 5.961 pH | 14.14 °C | 88.61 µS/cm | 0.439 mg/L | 3.770 NTU | 31.5 mV | 9.450 ft | 200.0 ml/min |
| 1/21/2026 11:42 AM | 30:00 | 5.963 pH | 14.35 °C | 88.53 µS/cm | 0.371 mg/L | 1.970 NTU | 25.6 mV | 9.480 ft | 200.0 ml/min |

**Samples**

| Sample ID: | Description: |
|---|---|

# Low-Flow Test Report:

**Test Date / Time:** 1/21/2026 9:32:27 AM
**Project:** Plant Wansley Landfill
**Operator Name:** Taylor Goble

| | | |
|---|---|---|
| **Location Name: GWC-20**<br>**Well Diameter: 2 in**<br>**Casing Type: PVC**<br>**Screen Length: 10 ft**<br>**Top of Screen: 60.96 ft**<br>**Total Depth: 70.96 ft**<br>**Initial Depth to Water: 7.13 ft** | **Pump Type: Peristaltic Pump**<br>**Tubing Type: Poly**<br>**Tubing Inner Diameter: 0.17 in**<br>**Pump Intake From TOC: 66 ft**<br>**Estimated Total Volume Pumped: 5.75 liter**<br>**Flow Cell Volume: 90 ml**<br>**Final Flow Rate: 230 ml/min**<br>**Final Draw Down: 0.26 ft** | **Instrument Used: Aqua TROLL 400**<br>**Serial Number: 1283493** |

**Test Notes:**
Sampled at 0957. Cloudy 32 degrees.

**Low-Flow Readings:**

| Date Time | Elapsed Time | pH | Temperature | Specific Conductivity | RDO Concentration | Turbidity | ORP | Depth to Water | Flow |
|---|---|---|---|---|---|---|---|---|---|
| | | +/- 0.1 | +/- 3 | +/- 5 % | +/- 10 % | +/- 10 | +/- 25 | +/- 0.3 | |
| 1/21/2026 9:32 AM | 00:00 | 6.554 pH | 6.131 °C | 154.0 µS/cm | 5.071 mg/L | 0.940 NTU | 93.4 mV | 7.130 ft | 230.0 ml/min |
| 1/21/2026 9:37 AM | 05:00 | 6.391 pH | 12.23 °C | 128.3 µS/cm | 0.798 mg/L | 0.870 NTU | 144.9 mV | 7.220 ft | 230.0 ml/min |
| 1/21/2026 9:42 AM | 10:00 | 6.372 pH | 13.68 °C | 123.2 µS/cm | 0.295 mg/L | 0.730 NTU | 138.9 mV | 7.290 ft | 230.0 ml/min |
| 1/21/2026 9:47 AM | 15:00 | 6.372 pH | 13.94 °C | 123.1 µS/cm | 0.227 mg/L | 0.690 NTU | 58.3 mV | 7.330 ft | 230.0 ml/min |
| 1/21/2026 9:52 AM | 20:00 | 6.381 pH | 14.15 °C | 122.6 µS/cm | 0.200 mg/L | 0.620 NTU | 40.1 mV | 7.360 ft | 230.0 ml/min |
| 1/21/2026 9:57 AM | 25:00 | 6.374 pH | 14.05 °C | 122.9 µS/cm | 0.180 mg/L | 0.580 NTU | 29.3 mV | 7.390 ft | 230.0 ml/min |

**Samples**

| Sample ID: | Description: |
|---|---|

Created using VuSitu from In-Situ, Inc.

# Low-Flow Test Report:

**Test Date / Time:** 1/20/2026 2:59:01 PM
**Project:** Plant Wansley Landfill
**Operator Name:** Taylor Goble

| | | |
|---|---|---|
| **Location Name: GWC-21**<br>**Well Diameter: 2 in**<br>**Casing Type: PVC**<br>**Screen Length: 10 ft**<br>**Top of Screen: 28.3 ft**<br>**Total Depth: 38.3 ft**<br>**Initial Depth to Water: 18.01 ft** | **Pump Type: Peristaltic Pump**<br>**Tubing Type: Poly**<br>**Tubing Inner Diameter: 0.17 in**<br>**Pump Intake From TOC: 33 ft**<br>**Estimated Total Volume Pumped: 5100 ml**<br>**Flow Cell Volume: 90 ml**<br>**Final Flow Rate: 140 ml/min**<br>**Final Draw Down: 2.26 ft** | **Instrument Used: Aqua TROLL 400**<br>**Serial Number: 1283493** |

**Test Notes:**
Sampled at 1534. Clear 47 degrees. WAN-LF-FD-04 taken here

**Low-Flow Readings:**

| Date Time | Elapsed Time | pH | Temperature | Specific Conductivity | RDO Concentration | Turbidity | ORP | Depth to Water | Flow |
|---|---|---|---|---|---|---|---|---|---|
| | | +/- 0.1 | +/- 3 | +/- 5 % | +/- 10 % | +/- 10 | +/- 25 | +/- 0.3 | |
| 1/20/2026 2:59 PM | 00:00 | 5.749 pH | 11.30 °C | 98.49 µS/cm | 2.886 mg/L | 1.130 NTU | 145.8 mV | 18.01 ft | 150.0 ml/min |
| 1/20/2026 3:04 PM | 05:00 | 5.944 pH | 13.41 °C | 96.87 µS/cm | 1.657 mg/L | 1.190 NTU | 205.6 mV | 19.27 ft | 150.0 ml/min |
| 1/20/2026 3:09 PM | 10:00 | 5.914 pH | 14.15 °C | 89.63 µS/cm | 1.377 mg/L | 1.080 NTU | 115.5 mV | 19.83 ft | 150.0 ml/min |
| 1/20/2026 3:14 PM | 15:00 | 5.896 pH | 13.82 °C | 85.02 µS/cm | 1.198 mg/L | 1.050 NTU | 99.9 mV | 20.04 ft | 150.0 ml/min |
| 1/20/2026 3:19 PM | 20:00 | 5.851 pH | 13.80 °C | 83.75 µS/cm | 1.107 mg/L | 1.170 NTU | 95.6 mV | 20.11 ft | 140.0 ml/min |
| 1/20/2026 3:24 PM | 25:00 | 5.824 pH | 13.78 °C | 79.19 µS/cm | 0.940 mg/L | 0.880 NTU | 89.9 mV | 20.20 ft | 140.0 ml/min |
| 1/20/2026 3:29 PM | 30:00 | 5.841 pH | 14.11 °C | 80.19 µS/cm | 0.922 mg/L | 0.800 NTU | 91.7 mV | 20.27 ft | 140.0 ml/min |
| 1/20/2026 3:34 PM | 35:00 | 5.820 pH | 14.12 °C | 77.40 µS/cm | 0.844 mg/L | 0.750 NTU | 84.5 mV | 20.27 ft | 140.0 ml/min |

**Samples**

| Sample ID: | Description: |
|---|---|

Created using VuSitu from In-Situ, Inc.

# Low-Flow Test Report:

**Test Date / Time:** 1/20/2026 1:38:32 PM
**Project:** Plant Wansley Landfill
**Operator Name:** Taylor Goble

| | | |
|---|---|---|
| **Location Name: GWC-22**<br>**Well Diameter: 2 in**<br>**Casing Type: PVC**<br>**Screen Length: 10 ft**<br>**Top of Screen: 67.13 ft**<br>**Total Depth: 77.13 ft**<br>**Initial Depth to Water: 29.44 ft** | **Pump Type: Peristaltic Pump**<br>**Tubing Type: Poly**<br>**Tubing Inner Diameter: 0.17 in**<br>**Pump Intake From TOC: 72 ft**<br>**Estimated Total Volume Pumped: 4.2 liter**<br>**Flow Cell Volume: 90 ml**<br>**Final Flow Rate: 130 ml/min**<br>**Final Draw Down: 0.6 ft** | **Instrument Used: Aqua TROLL 400**<br>**Serial Number: 1283493** |

**Test Notes:**
Sampled at 1408. Clear 44 degrees.

**Low-Flow Readings:**

| Date Time | Elapsed Time | pH | Temperature | Specific Conductivity | RDO Concentration | Turbidity | ORP | Depth to Water | Flow |
|---|---|---|---|---|---|---|---|---|---|
| | | +/- 0.1 | +/- 3 | +/- 5 % | +/- 10 % | +/- 10 | +/- 25 | +/- 0.3 | |
| 1/20/2026 1:38 PM | 00:00 | 6.779 pH | 10.62 °C | 134.8 µS/cm | 8.133 mg/L | 1.710 NTU | 133.8 mV | 29.44 ft | 150.0 ml/min |
| 1/20/2026 1:43 PM | 05:00 | 6.973 pH | 13.43 °C | 135.1 µS/cm | 5.944 mg/L | 1.330 NTU | 116.8 mV | 29.95 ft | 150.0 ml/min |
| 1/20/2026 1:48 PM | 10:00 | 6.983 pH | 13.25 °C | 132.3 µS/cm | 5.888 mg/L | 0.920 NTU | 63.4 mV | 30.06 ft | 150.0 ml/min |
| 1/20/2026 1:53 PM | 15:00 | 6.979 pH | 13.48 °C | 134.7 µS/cm | 6.005 mg/L | 0.780 NTU | 57.7 mV | 30.04 ft | 130.0 ml/min |
| 1/20/2026 1:58 PM | 20:00 | 6.969 pH | 13.79 °C | 134.1 µS/cm | 5.914 mg/L | 0.720 NTU | 54.6 mV | 30.04 ft | 130.0 ml/min |
| 1/20/2026 2:03 PM | 25:00 | 6.986 pH | 14.36 °C | 130.2 µS/cm | 5.715 mg/L | 0.670 NTU | 52.9 mV | 30.04 ft | 130.0 ml/min |
| 1/20/2026 2:08 PM | 30:00 | 6.942 pH | 14.79 °C | 130.7 µS/cm | 5.606 mg/L | 0.750 NTU | 52.3 mV | 30.04 ft | 130.0 ml/min |

**Samples**

| Sample ID: | Description: |
|---|---|

# Low-Flow Test Report:

**Test Date / Time:** 1/22/2026 11:35:05 AM
**Project:** Plant Wansley Landfill
**Operator Name:** C.Klamke

| | | |
|---|---|---|
| **Location Name: GWC-23**<br>**Well Diameter: 2 in**<br>**Casing Type: PVC**<br>**Screen Length: 10 ft**<br>**Top of Screen: 57.95 ft**<br>**Total Depth: 67.95 ft**<br>**Initial Depth to Water: 38.78 ft** | **Pump Type: Dedicated Bladder Pump**<br>**Tubing Type: Poly**<br>**Tubing Inner Diameter: 0.17 in**<br>**Pump Intake From TOC: 62.95 ft**<br>**Estimated Total Volume Pumped: 5.3 liter**<br>**Flow Cell Volume: 90 ml**<br>**Final Flow Rate: 175 ml/min**<br>**Final Draw Down: 1.18 ft** | **Instrument Used: Aqua TROLL 400**<br>**Serial Number: 1283493** |

**Test Notes:**
Sample time 1205, cloudy 48 degrees

**Low-Flow Readings:**

| Date Time | Elapsed Time | pH | Temperature | Specific Conductivity | RDO Concentration | Turbidity | ORP | Depth to Water | Flow |
|---|---|---|---|---|---|---|---|---|---|
| | | +/- 0.1 | +/- 3 | +/- 5 % | +/- 10 % | +/- 10 | +/- 25 | +/- 0.3 | |
| 1/22/2026 11:35 AM | 00:00 | 5.929 pH | 15.66 °C | 44.96 µS/cm | 4.912 mg/L | 0.430 NTU | 117.8 mV | 38.78 ft | 175.0 ml/min |
| 1/22/2026 11:40 AM | 05:00 | 5.930 pH | 15.87 °C | 44.85 µS/cm | 4.674 mg/L | 0.230 NTU | 70.4 mV | 39.86 ft | 175.0 ml/min |
| 1/22/2026 11:45 AM | 10:00 | 5.937 pH | 15.81 °C | 44.69 µS/cm | 4.522 mg/L | 0.270 NTU | 65.6 mV | 39.93 ft | 175.0 ml/min |
| 1/22/2026 11:50 AM | 15:00 | 5.940 pH | 15.58 °C | 44.85 µS/cm | 4.535 mg/L | 0.260 NTU | 64.1 mV | 39.95 ft | 175.0 ml/min |
| 1/22/2026 11:55 AM | 20:00 | 5.939 pH | 15.56 °C | 44.54 µS/cm | 4.535 mg/L | 0.460 NTU | 64.5 mV | 39.96 ft | 175.0 ml/min |
| 1/22/2026 12:00 PM | 25:00 | 5.942 pH | 15.56 °C | 44.49 µS/cm | 4.535 mg/L | 0.660 NTU | 64.3 mV | 39.96 ft | 175.0 ml/min |
| 1/22/2026 12:05 PM | 30:00 | 5.941 pH | 15.57 °C | 44.52 µS/cm | 4.542 mg/L | 0.460 NTU | 65.1 mV | 39.96 ft | 175.0 ml/min |

**Samples**

| Sample ID: | Description: |
|---|---|

Created using VuSitu from In-Situ, Inc.

# Low-Flow Test Report:

**Test Date / Time:** 1/20/2026 2:23:23 PM
**Project:** Plant Wansley Landfill
**Operator Name:** D. Johnson

| | | |
|---|---|---|
| **Location Name: GWC-24**<br>**Well Diameter: 2 in**<br>**Casing Type: PVC**<br>**Screen Length: 10 ft**<br>**Top of Screen: 41.09 ft**<br>**Total Depth: 51.09 ft**<br>**Initial Depth to Water: 47.71 ft** | **Pump Type: Portable Bladder Pump**<br>**Tubing Type: Poly**<br>**Tubing Inner Diameter: 0.17 in**<br>**Pump Intake From TOC: 46 ft**<br>**Estimated Total Volume Pumped: 2.5 ml**<br>**Flow Cell Volume: 130 ml**<br>**Final Flow Rate: 100 ml/min**<br>**Final Draw Down: 21.48 ft** | **Instrument Used: Aqua TROLL 500**<br>**Serial Number: 1235076** |

**Test Notes:**
Log 1. Well purging dry 1448. Allow for overnight recharge.

**Low-Flow Readings:**

| Date Time | Elapsed Time | pH | Temperature | Specific Conductivity | RDO Concentration | Turbidity | ORP | Depth to Water | Flow |
|---|---|---|---|---|---|---|---|---|---|
| | | +/- 0.1 | +/- 3 | +/- 5 % | +/- 10 % | +/- 10 | +/- 25 | +/- 0.3 | |
| 1/20/2026 2:23 PM | 00:00 | 5.514 pH | 11.22 °C | 93.97 µS/cm | 8.658 mg/L | 19.90 NTU | 208.7 mV | 47.71 ft | 100.0 ml/min |
| 1/20/2026 2:28 PM | 05:00 | 5.065 pH | 13.09 °C | 47.64 µS/cm | 7.147 mg/L | 7.890 NTU | 184.3 mV | 48.15 ft | 100.0 ml/min |
| 1/20/2026 2:33 PM | 10:00 | 5.078 pH | 13.48 °C | 41.21 µS/cm | 7.110 mg/L | 4.570 NTU | 174.5 mV | 48.58 ft | 100.0 ml/min |
| 1/20/2026 2:38 PM | 15:00 | 5.046 pH | 13.68 °C | 39.37 µS/cm | 6.897 mg/L | 2.680 NTU | 168.2 mV | 48.92 ft | 100.0 ml/min |
| 1/20/2026 2:43 PM | 20:00 | 5.024 pH | 14.00 °C | 36.80 µS/cm | 6.728 mg/L | 1.870 NTU | 162.0 mV | 49.44 ft | 100.0 ml/min |
| 1/20/2026 2:48 PM | 25:00 | 5.117 pH | 13.83 °C | 38.11 µS/cm | 6.916 mg/L | 1.730 NTU | 155.1 mV | 49.50 ft | 100.0 ml/min |

**Samples**

| Sample ID: | Description: |
|---|---|

Created using VuSitu from In-Situ, Inc.

# Low-Flow Test Report:

**Test Date / Time:** 1/21/2026 9:40:03 AM
**Project:** Plant Wansley Landfill
**Operator Name:** D. Johnson

| | | |
|---|---|---|
| **Location Name: GWC-24**<br>**Well Diameter: 2 in**<br>**Casing Type: PVC**<br>**Screen Length: 10 ft**<br>**Top of Screen: 41.09 ft**<br>**Total Depth: 51.09 ft**<br>**Initial Depth to Water: 47.84 ft** | **Pump Type: Portable Bladder Pump**<br>**Tubing Type: Poly**<br>**Tubing Inner Diameter: 0.17 in**<br>**Pump Intake From TOC: 46 ft**<br>**Estimated Total Volume Pumped: 400 ml**<br>**Flow Cell Volume: 130 ml**<br>**Final Flow Rate: 50 ml/min**<br>**Final Draw Down: 0.4 ft** | **Instrument Used: Aqua TROLL 500**<br>**Serial Number: 1235076** |

**Test Notes:**
Sample time 0948. Sunny, 47 degrees F.

**Low-Flow Readings:**

| Date Time | Elapsed Time | pH | Temperature | Specific Conductivity | RDO Concentration | Turbidity | ORP | Depth to Water | Flow |
|---|---|---|---|---|---|---|---|---|---|
| | | +/- 0.1 | +/- 3 | +/- 5 % | +/- 10 % | +/- 10 | +/- 25 | +/- 0.3 | |
| 1/21/2026 9:40 AM | 00:00 | 6.215 pH | 4.739 °C | 62.29 µS/cm | 9.302 mg/L | 40.60 NTU | 221.7 mV | 47.84 ft | 50.00 ml/min |
| 1/21/2026 9:41 AM | 01:00 | 5.394 pH | 6.011 °C | 50.21 µS/cm | 8.148 mg/L | 27.90 NTU | 215.2 mV | 47.99 ft | 50.00 ml/min |
| 1/21/2026 9:42 AM | 02:00 | 5.372 pH | 6.103 °C | 46.50 µS/cm | 7.776 mg/L | 22.60 NTU | 212.3 mV | 48.03 ft | 50.00 ml/min |
| 1/21/2026 9:43 AM | 03:00 | 5.242 pH | 6.925 °C | 45.96 µS/cm | 7.534 mg/L | 19.70 NTU | 211.2 mV | 48.12 ft | 50.00 ml/min |
| 1/21/2026 9:44 AM | 04:00 | 5.358 pH | 6.223 °C | 46.20 µS/cm | 7.513 mg/L | 15.60 NTU | 208.2 mV | 48.24 ft | 50.00 ml/min |
| 1/21/2026 9:45 AM | 05:00 | 5.366 pH | 6.155 °C | 48.99 µS/cm | 7.489 mg/L | 13.70 NTU | 206.5 mV | 48.24 ft | 50.00 ml/min |
| 1/21/2026 9:46 AM | 06:00 | 5.342 pH | 6.236 °C | 48.67 µS/cm | 7.520 mg/L | 10.20 NTU | 205.0 mV | 48.24 ft | 50.00 ml/min |
| 1/21/2026 9:47 AM | 07:00 | 5.363 pH | 6.311 °C | 46.53 µS/cm | 7.704 mg/L | 8.880 NTU | 205.8 mV | 48.24 ft | 50.00 ml/min |
| 1/21/2026 9:48 AM | 08:00 | 5.366 pH | 6.257 °C | 46.68 µS/cm | 7.575 mg/L | 6.040 NTU | 203.0 mV | 48.24 ft | 50.00 ml/min |

**Samples**

| Sample ID: | Description: |
|---|---|

Created using VuSitu from In-Situ, Inc.

# Low-Flow Test Report:

**Test Date / Time:** 1/20/2026 3:12:33 PM
**Project:** Plant Wansley Landfill
**Operator Name:** D. Johnson

| | | |
|---|---|---|
| **Location Name: GWC-25**<br>**Well Diameter: 2 in**<br>**Casing Type: PVC**<br>**Screen Length: 10 ft**<br>**Top of Screen: 51.29 ft**<br>**Total Depth: 61.29 ft**<br>**Initial Depth to Water: 51.66 ft** | **Pump Type: Dedicated Bladder Pump**<br>**Tubing Type: Poly**<br>**Tubing Inner Diameter: 0.17 in**<br>**Pump Intake From TOC: 56 ft**<br>**Estimated Total Volume Pumped: 7.5 liter**<br>**Flow Cell Volume: 130 ml**<br>**Final Flow Rate: 125 ml/min**<br>**Final Draw Down: 2.34 ft** | **Instrument Used: Aqua TROLL 500**<br>**Serial Number: 1235076** |

**Test Notes:**
Log 1. Well purging dry. Site closing. Allow for overnight recharge.

**Low-Flow Readings:**

| Date Time | Elapsed Time | pH | Temperature | Specific Conductivity | RDO Concentration | Turbidity | ORP | Depth to Water | Flow |
|---|---|---|---|---|---|---|---|---|---|
| | | +/- 0.1 | +/- 3 | +/- 5 % | +/- 10 % | +/- 10 | +/- 25 | +/- 0.3 | |
| 1/20/2026 3:12 PM | 00:00 | 5.728 pH | 11.81 °C | 109.5 µS/cm | 9.074 mg/L | 2.600 NTU | 157.5 mV | 51.66 ft | 125.0 ml/min |
| 1/20/2026 3:17 PM | 05:00 | 5.822 pH | 13.75 °C | 95.87 µS/cm | 7.021 mg/L | 0.870 NTU | 139.6 mV | 52.11 ft | 125.0 ml/min |
| 1/20/2026 3:22 PM | 10:00 | 5.812 pH | 14.01 °C | 93.81 µS/cm | 6.769 mg/L | 0.910 NTU | 136.6 mV | 52.52 ft | 125.0 ml/min |
| 1/20/2026 3:27 PM | 15:00 | 5.817 pH | 14.35 °C | 93.16 µS/cm | 6.534 mg/L | 0.830 NTU | 135.2 mV | 52.98 ft | 125.0 ml/min |
| 1/20/2026 3:32 PM | 20:00 | 5.843 pH | 14.10 °C | 92.66 µS/cm | 6.458 mg/L | 1.040 NTU | 132.1 mV | 53.14 ft | 125.0 ml/min |
| 1/20/2026 3:37 PM | 25:00 | 5.870 pH | 13.89 °C | 92.88 µS/cm | 6.307 mg/L | 0.990 NTU | 130.1 mV | 53.86 ft | 125.0 ml/min |
| 1/20/2026 3:42 PM | 30:00 | 5.887 pH | 14.01 °C | 93.76 µS/cm | 5.863 mg/L | 1.640 NTU | 128.9 mV | 54.00 ft | 125.0 ml/min |
| 1/20/2026 3:47 PM | 35:00 | 5.901 pH | 14.13 °C | 95.85 µS/cm | 5.127 mg/L | 3.070 NTU | 126.8 mV | 54.00 ft | 125.0 ml/min |
| 1/20/2026 3:52 PM | 40:00 | 5.692 pH | 14.02 °C | 100.5 µS/cm | 4.516 mg/L | 4.110 NTU | 138.7 mV | 54.00 ft | 125.0 ml/min |
| 1/20/2026 3:57 PM | 45:00 | 5.802 pH | 13.94 °C | 101.2 µS/cm | 4.363 mg/L | 5.180 NTU | 132.9 mV | 54.00 ft | 125.0 ml/min |
| 1/20/2026 4:02 PM | 50:00 | 5.883 pH | 14.02 °C | 102.5 µS/cm | 4.298 mg/L | 6.720 NTU | 127.7 mV | 54.00 ft | 125.0 ml/min |
| 1/20/2026 4:07 PM | 55:00 | 5.917 pH | 14.29 °C | 102.2 µS/cm | 4.418 mg/L | 4.830 NTU | 124.7 mV | 54.00 ft | 125.0 ml/min |
| 1/20/2026 4:12 PM | 01:00:00 | 5.949 pH | 14.29 °C | 102.3 µS/cm | 4.429 mg/L | 2.650 NTU | 123.4 mV | 54.00 ft | 125.0 ml/min |

# Low-Flow Test Report:

**Test Date / Time:** 1/21/2026 10:48:20 AM
**Project:** Plant Wansley Landfill
**Operator Name:** D. Johnson

| | | |
|---|---|---|
| **Location Name: GWC-25**<br>**Well Diameter: 2 in**<br>**Casing Type: PVC**<br>**Screen Length: 10 ft**<br>**Top of Screen: 51.29 ft**<br>**Total Depth: 61.29 ft**<br>**Initial Depth to Water: 51.68 ft** | **Pump Type: Dedicated Bladder Pump**<br>**Tubing Type: Poly**<br>**Tubing Inner Diameter: 0.17 in**<br>**Pump Intake From TOC: 56 ft**<br>**Estimated Total Volume Pumped: 250 ml**<br>**Flow Cell Volume: 130 ml**<br>**Final Flow Rate: 50 ml/min**<br>**Final Draw Down: 1.65 ft** | **Instrument Used: Aqua TROLL 500**<br>**Serial Number: 1235076** |

**Test Notes:**
Sample time 1053. Sunny, 40 degrees F.

**Low-Flow Readings:**

| Date Time | Elapsed Time | pH | Temperature | Specific Conductivity | RDO Concentration | Turbidity | ORP | Depth to Water | Flow |
|---|---|---|---|---|---|---|---|---|---|
| | | +/- 0.1 | +/- 3 | +/- 5 % | +/- 10 % | +/- 10 | +/- 25 | +/- 0.3 | |
| 1/21/2026 10:48 AM | 00:00 | 5.740 pH | 6.180 °C | 105.7 µS/cm | 10.27 mg/L | 22.80 NTU | 198.2 mV | 51.68 ft | 50.00 ml/min |
| 1/21/2026 10:49 AM | 01:00 | 5.995 pH | 8.493 °C | 101.1 µS/cm | 7.966 mg/L | 8.030 NTU | 183.4 mV | 52.03 ft | 50.00 ml/min |
| 1/21/2026 10:50 AM | 02:00 | 6.076 pH | 9.647 °C | 99.89 µS/cm | 7.640 mg/L | 2.900 NTU | 174.0 mV | 52.54 ft | 50.00 ml/min |
| 1/21/2026 10:51 AM | 03:00 | 6.126 pH | 10.41 °C | 100.0 µS/cm | 7.018 mg/L | 2.820 NTU | 168.8 mV | 52.81 ft | 50.00 ml/min |
| 1/21/2026 10:52 AM | 04:00 | 6.150 pH | 11.04 °C | 100.2 µS/cm | 6.204 mg/L | 1.370 NTU | 169.2 mV | 53.04 ft | 50.00 ml/min |
| 1/21/2026 10:53 AM | 05:00 | 6.167 pH | 11.12 °C | 100.4 µS/cm | 5.745 mg/L | 1.250 NTU | 165.3 mV | 53.33 ft | 50.00 ml/min |

**Samples**

| Sample ID: | Description: |
|---|---|

Created using VuSitu from In-Situ, Inc.

# Low-Flow Test Report:

**Test Date / Time:** 1/22/2026 9:45:06 AM
**Project:** Plant Wansley Landfill
**Operator Name:** C.Klamke

| | | |
|---|---|---|
| **Location Name: GWC-26**<br>**Latitude: 33.39643093482209**<br>**Longitude: -85.05557632161876**<br>**Well Diameter: 2 in**<br>**Casing Type: PVC**<br>**Screen Length: 10 ft**<br>**Top of Screen: 49.54 ft**<br>**Total Depth: 59.54 ft**<br>**Initial Depth to Water: 32.88 ft** | **Pump Type: Dedicated Bladder Pump**<br>**Tubing Type: Poly**<br>**Tubing Inner Diameter: 0.17 in**<br>**Pump Intake From TOC: 54.54 ft**<br>**Estimated Total Volume Pumped: 3.8 liter**<br>**Flow Cell Volume: 90 ml**<br>**Final Flow Rate: 125 ml/min**<br>**Final Draw Down: 1.49 ft** | **Instrument Used: Aqua TROLL 400**<br>**Serial Number: 1283493** |

**Test Notes:**
Sample time 1015, cloudy 46 degrees, EB-05 done here

**Low-Flow Readings:**

| Date Time | Elapsed Time | pH | Temperature | Specific Conductivity | RDO Concentration | Turbidity | ORP | Depth to Water | Flow |
|---|---|---|---|---|---|---|---|---|---|
| | | +/- 0.1 | +/- 3 | +/- 5 % | +/- 10 % | +/- 10 | +/- 25 | +/- 0.3 | |
| 1/22/2026 9:45 AM | 00:00 | 5.506 pH | 11.21 °C | 73.49 µS/cm | 9.071 mg/L | 0.280 NTU | 157.5 mV | 32.88 ft | 125.0 ml/min |
| 1/22/2026 9:50 AM | 05:00 | 5.504 pH | 14.65 °C | 43.41 µS/cm | 7.667 mg/L | 0.150 NTU | 115.7 mV | 33.90 ft | 125.0 ml/min |
| 1/22/2026 9:55 AM | 10:00 | 5.537 pH | 14.95 °C | 42.44 µS/cm | 7.470 mg/L | 0.190 NTU | 96.1 mV | 34.24 ft | 125.0 ml/min |
| 1/22/2026 10:00 AM | 15:00 | 5.541 pH | 14.84 °C | 42.08 µS/cm | 7.431 mg/L | 0.210 NTU | 89.5 mV | 34.31 ft | 125.0 ml/min |
| 1/22/2026 10:05 AM | 20:00 | 5.532 pH | 14.72 °C | 41.46 µS/cm | 7.366 mg/L | 0.220 NTU | 83.0 mV | 34.33 ft | 125.0 ml/min |
| 1/22/2026 10:10 AM | 25:00 | 5.530 pH | 14.85 °C | 40.94 µS/cm | 7.348 mg/L | 0.200 NTU | 80.9 mV | 34.35 ft | 125.0 ml/min |
| 1/22/2026 10:15 AM | 30:00 | 5.538 pH | 14.84 °C | 40.80 µS/cm | 7.307 mg/L | 0.190 NTU | 79.4 mV | 34.37 ft | 125.0 ml/min |

**Samples**

| Sample ID: | Description: |
|---|---|

Created using VuSitu from In-Situ, Inc.

# Low-Flow Test Report:

**Test Date / Time:** 1/21/2026 11:45:08 AM
**Project:** Plant Wansley Landfill
**Operator Name:** C.Klamke

| | | |
|---|---|---|
| **Location Name: GWC-27**<br>**Well Diameter: 2 in**<br>**Casing Type: PVC**<br>**Screen Length: 10 ft**<br>**Top of Screen: 60.94 ft**<br>**Total Depth: 70.94 ft**<br>**Initial Depth to Water: 46.85 ft** | **Pump Type: Dedicated Bladder Pump**<br>**Tubing Type: Poly**<br>**Tubing Inner Diameter: 0.17 in**<br>**Pump Intake From TOC: 66 ft**<br>**Estimated Total Volume Pumped: 5.9 liter**<br>**Flow Cell Volume: 90 ml**<br>**Final Flow Rate: 130 ml/min**<br>**Final Draw Down: 2.25 ft** | **Instrument Used: Aqua TROLL 400**<br>**Serial Number: 1080302** |

**Test Notes:**
Sample time 1230, cloudy 50 degrees

**Low-Flow Readings:**

| Date Time | Elapsed Time | pH | Temperature | Specific Conductivity | RDO Concentration | Turbidity | ORP | Depth to Water | Flow |
|---|---|---|---|---|---|---|---|---|---|
| | | +/- 0.1 | +/- 3 | +/- 5 % | +/- 10 % | +/- 10 | +/- 25 | +/- 0.3 | |
| 1/21/2026 11:45 AM | 00:00 | 5.476 pH | 13.89 °C | 27.45 µS/cm | 6.107 mg/L | 0.980 NTU | 110.2 mV | 46.85 ft | 130.0 ml/min |
| 1/21/2026 11:50 AM | 05:00 | 5.158 pH | 14.63 °C | 23.91 µS/cm | 5.143 mg/L | 5.070 NTU | 105.1 mV | 48.13 ft | 130.0 ml/min |
| 1/21/2026 11:55 AM | 10:00 | 5.157 pH | 14.86 °C | 25.70 µS/cm | 4.975 mg/L | 2.730 NTU | 113.0 mV | 48.43 ft | 130.0 ml/min |
| 1/21/2026 12:00 PM | 15:00 | 5.197 pH | 15.11 °C | 29.02 µS/cm | 4.695 mg/L | 1.820 NTU | 112.0 mV | 48.62 ft | 130.0 ml/min |
| 1/21/2026 12:05 PM | 20:00 | 5.239 pH | 15.07 °C | 30.96 µS/cm | 4.574 mg/L | 1.640 NTU | 110.4 mV | 48.72 ft | 130.0 ml/min |
| 1/21/2026 12:10 PM | 25:00 | 5.267 pH | 15.03 °C | 32.64 µS/cm | 4.393 mg/L | 1.830 NTU | 101.7 mV | 48.88 ft | 130.0 ml/min |
| 1/21/2026 12:15 PM | 30:00 | 5.292 pH | 15.21 °C | 34.24 µS/cm | 4.347 mg/L | 1.070 NTU | 101.0 mV | 48.95 ft | 130.0 ml/min |
| 1/21/2026 12:20 PM | 35:00 | 5.317 pH | 15.36 °C | 35.10 µS/cm | 4.395 mg/L | 0.880 NTU | 96.8 mV | 49.03 ft | 130.0 ml/min |
| 1/21/2026 12:25 PM | 40:00 | 5.323 pH | 15.48 °C | 35.39 µS/cm | 4.234 mg/L | 0.640 NTU | 93.2 mV | 49.07 ft | 130.0 ml/min |
| 1/21/2026 12:30 PM | 45:00 | 5.326 pH | 15.57 °C | 36.04 µS/cm | 4.214 mg/L | 0.510 NTU | 89.7 mV | 49.10 ft | 130.0 ml/min |

**Samples**

| Sample ID: | Description: |
|---|---|

# Low-Flow Test Report:

**Test Date / Time:** 1/20/2026 12:58:03 PM
**Project:** Plant Wansley Landfill
**Operator Name:** D. Johnson

| | | |
|---|---|---|
| **Location Name: GWA-28**<br>**Well Diameter: 2 in**<br>**Casing Type: PVC**<br>**Screen Length: 10 ft**<br>**Top of Screen: 35.83 ft**<br>**Total Depth: 45.83 ft**<br>**Initial Depth to Water: 27.16 ft** | **Pump Type: Dedicated Bladder Pump**<br>**Tubing Type: Poly**<br>**Tubing Inner Diameter: 0.17 in**<br>**Pump Intake From TOC: 40 ft**<br>**Estimated Total Volume Pumped: 4.375 liter**<br>**Flow Cell Volume: 130 ml**<br>**Final Flow Rate: 125 ml/min**<br>**Final Draw Down: 48.12 in** | **Instrument Used: Aqua TROLL 500**<br>**Serial Number: 1235076** |

**Test Notes:**
Sample time 1333. Sunny, 45 degrees F.

**Low-Flow Readings:**

| Date Time | Elapsed Time | pH | Temperature | Specific Conductivity | RDO Concentration | Turbidity | ORP | Depth to Water | Flow |
|---|---|---|---|---|---|---|---|---|---|
| | | +/- 0.1 | +/- 3 | +/- 5 % | +/- 10 % | +/- 10 | +/- 25 | +/- 0.3 | |
| 1/20/2026 12:58 PM | 00:00 | 5.622 pH | 13.46 °C | 82.03 µS/cm | 9.042 mg/L | 0.510 NTU | 206.1 mV | 27.16 ft | 125.0 ml/min |
| 1/20/2026 1:03 PM | 05:00 | 5.659 pH | 14.85 °C | 66.16 µS/cm | 7.242 mg/L | 0.520 NTU | 183.8 mV | 28.61 ft | 125.0 ml/min |
| 1/20/2026 1:08 PM | 10:00 | 5.757 pH | 14.68 °C | 65.53 µS/cm | 7.074 mg/L | 0.520 NTU | 199.8 mV | 29.44 ft | 125.0 ml/min |
| 1/20/2026 1:13 PM | 15:00 | 5.768 pH | 15.03 °C | 65.40 µS/cm | 7.050 mg/L | 0.500 NTU | 195.9 mV | 30.02 ft | 125.0 ml/min |
| 1/20/2026 1:18 PM | 20:00 | 5.627 pH | 15.06 °C | 64.96 µS/cm | 7.033 mg/L | 0.470 NTU | 205.0 mV | 30.77 ft | 125.0 ml/min |
| 1/20/2026 1:23 PM | 25:00 | 5.825 pH | 14.94 °C | 64.87 µS/cm | 7.055 mg/L | 0.480 NTU | 192.2 mV | 30.94 ft | 125.0 ml/min |
| 1/20/2026 1:28 PM | 30:00 | 5.771 pH | 14.79 °C | 64.42 µS/cm | 7.086 mg/L | 0.330 NTU | 194.0 mV | 31.09 ft | 125.0 ml/min |
| 1/20/2026 1:33 PM | 35:00 | 5.765 pH | 15.02 °C | 64.40 µS/cm | 7.098 mg/L | 0.290 NTU | 190.0 mV | 31.17 ft | 125.0 ml/min |

**Samples**

| Sample ID: | Description: |
|---|---|

# Low-Flow Test Report:

**Test Date / Time:** 1/20/2026 2:39:56 PM
**Project:** Plant Wansley Landfill
**Operator Name:** C.Klamke

| | | |
|---|---|---|
| **Location Name: GWA-29**<br>**Well Diameter: 2 in**<br>**Casing Type: PVC**<br>**Screen Length: 10 ft**<br>**Top of Screen: 47.07 ft**<br>**Total Depth: 57.07 ft**<br>**Initial Depth to Water: 42.3 ft** | **Pump Type: Dedicated Bladder Pump**<br>**Tubing Type: Poly**<br>**Tubing Inner Diameter: 0.17 in**<br>**Pump Intake From TOC: 52.07 ft**<br>**Estimated Total Volume Pumped: 6 liter**<br>**Flow Cell Volume: 90 ml**<br>**Final Flow Rate: 200 ml/min**<br>**Final Draw Down: 0 ft** | **Instrument Used: Aqua TROLL 400**<br>**Serial Number: 1080302** |

**Test Notes:**
Sample time 1510, Sunny 48 degrees

**Low-Flow Readings:**

| Date Time | Elapsed Time | pH | Temperature | Specific Conductivity | RDO Concentration | Turbidity | ORP | Depth to Water | Flow |
|---|---|---|---|---|---|---|---|---|---|
| | | +/- 0.1 | +/- 3 | +/- 5 % | +/- 10 % | +/- 10 | +/- 25 | +/- 0.3 | |
| 1/20/2026 2:39 PM | 00:00 | 5.838 pH | 16.12 °C | 76.22 µS/cm | 6.072 mg/L | 0.760 NTU | 78.9 mV | 42.30 ft | 200.0 ml/min |
| 1/20/2026 2:44 PM | 05:00 | 5.742 pH | 16.25 °C | 74.10 µS/cm | 5.932 mg/L | 0.880 NTU | 78.7 mV | 42.30 ft | 200.0 ml/min |
| 1/20/2026 2:49 PM | 10:00 | 5.728 pH | 16.50 °C | 72.32 µS/cm | 5.800 mg/L | 0.930 NTU | 77.0 mV | 42.30 ft | 200.0 ml/min |
| 1/20/2026 2:54 PM | 15:00 | 5.731 pH | 16.55 °C | 72.80 µS/cm | 5.769 mg/L | 0.670 NTU | 69.9 mV | 42.30 ft | 200.0 ml/min |
| 1/20/2026 2:59 PM | 20:00 | 5.732 pH | 16.29 °C | 72.85 µS/cm | 5.774 mg/L | 0.680 NTU | 76.3 mV | 42.30 ft | 200.0 ml/min |
| 1/20/2026 3:04 PM | 25:00 | 5.748 pH | 16.24 °C | 73.65 µS/cm | 5.765 mg/L | 0.670 NTU | 77.5 mV | 42.30 ft | 200.0 ml/min |
| 1/20/2026 3:09 PM | 30:00 | 5.741 pH | 16.29 °C | 73.49 µS/cm | 5.828 mg/L | 0.620 NTU | 78.4 mV | 42.30 ft | 200.0 ml/min |

**Samples**

| Sample ID: | Description: |
|---|---|

Created using VuSitu from In-Situ, Inc.

# Low-Flow Test Report:

**Test Date / Time:** 1/21/2026 9:50:06 AM
**Project:** Plant Wansley Landfill
**Operator Name:** C.Klamke

| | | |
|---|---|---|
| **Location Name: GWC-30**<br>**Well Diameter: 2 in**<br>**Casing Type: PVC**<br>**Screen Length: 10 ft**<br>**Top of Screen: 39.64 ft**<br>**Total Depth: 49.64 ft**<br>**Initial Depth to Water: 28.39 ft** | **Pump Type: Peristaltic Pump**<br>**Tubing Type: Poly**<br>**Tubing Inner Diameter: 0.17 in**<br>**Pump Intake From TOC: 44 ft**<br>**Estimated Total Volume Pumped: 3 liter**<br>**Flow Cell Volume: 90 ml**<br>**Final Flow Rate: 100 ml/min**<br>**Final Draw Down: 1.72 ft** | **Instrument Used: Aqua TROLL 400**<br>**Serial Number: 1080302** |

**Test Notes:**
Sample time 1020, Sunny 40 degrees, FB-10 done here

**Low-Flow Readings:**

| Date Time | Elapsed Time | pH | Temperature | Specific Conductivity | RDO Concentration | Turbidity | ORP | Depth to Water | Flow |
|---|---|---|---|---|---|---|---|---|---|
| | | +/- 0.1 | +/- 3 | +/- 5 % | +/- 10 % | +/- 10 | +/- 25 | +/- 0.3 | |
| 1/21/2026 9:50 AM | 00:00 | 6.221 pH | 12.30 °C | 45.33 µS/cm | 5.867 mg/L | 1.650 NTU | 109.2 mV | 28.39 ft | 100.0 ml/min |
| 1/21/2026 9:55 AM | 05:00 | 5.908 pH | 12.16 °C | 45.61 µS/cm | 5.879 mg/L | 0.810 NTU | 90.3 mV | 29.81 ft | 100.0 ml/min |
| 1/21/2026 10:00 AM | 10:00 | 5.850 pH | 12.30 °C | 45.52 µS/cm | 5.856 mg/L | 0.610 NTU | 84.2 mV | 29.93 ft | 100.0 ml/min |
| 1/21/2026 10:05 AM | 15:00 | 5.849 pH | 12.42 °C | 45.56 µS/cm | 5.832 mg/L | 0.430 NTU | 80.2 mV | 30.01 ft | 100.0 ml/min |
| 1/21/2026 10:10 AM | 20:00 | 5.849 pH | 12.62 °C | 45.35 µS/cm | 5.775 mg/L | 0.780 NTU | 78.0 mV | 30.06 ft | 100.0 ml/min |
| 1/21/2026 10:15 AM | 25:00 | 5.840 pH | 12.77 °C | 45.27 µS/cm | 5.756 mg/L | 0.390 NTU | 76.5 mV | 30.09 ft | 100.0 ml/min |
| 1/21/2026 10:20 AM | 30:00 | 5.846 pH | 12.86 °C | 45.65 µS/cm | 5.784 mg/L | 0.480 NTU | 75.0 mV | 30.11 ft | 100.0 ml/min |

**Samples**

| Sample ID: | Description: |
|---|---|

Created using VuSitu from In-Situ, Inc.

# Low-Flow Test Report:

**Test Date / Time:** 1/21/2026 11:48:03 AM
**Project:** Plant Wansley Landfill
**Operator Name:** D. Johnson

| | | |
|---|---|---|
| **Location Name: GWC-31**<br>**Well Diameter: 2 in**<br>**Casing Type: PVC**<br>**Screen Length: 10 ft**<br>**Top of Screen: 28.03 ft**<br>**Total Depth: 38.03 ft**<br>**Initial Depth to Water: 35.72 ft** | **Pump Type: Portable Bladder Pump**<br>**Tubing Type: Poly**<br>**Tubing Inner Diameter: 0.17 in**<br>**Pump Intake From TOC: 33 ft**<br>**Estimated Total Volume Pumped: 1 liter**<br>**Flow Cell Volume: 130 ml**<br>**Final Flow Rate: 100 ml/min**<br>**Final Draw Down: 3.36 in** | **Instrument Used: Aqua TROLL 500**<br>**Serial Number: 1235076** |

**Test Notes:**
Log 1. Well purged dry. Allow for overnight recharge.

**Low-Flow Readings:**

| Date Time | Elapsed Time | pH | Temperature | Specific Conductivity | RDO Concentration | Turbidity | ORP | Depth to Water | Flow |
|---|---|---|---|---|---|---|---|---|---|
| | | +/- 0.1 | +/- 3 | +/- 5 % | +/- 10 % | +/- 10 | +/- 25 | +/- 0.3 | |
| 1/21/2026 11:48 AM | 00:00 | 6.010 pH | 13.77 °C | 119.1 µS/cm | 6.637 mg/L | 13.30 NTU | 167.5 mV | 35.72 ft | 100.0 ml/min |
| 1/21/2026 11:53 AM | 05:00 | 6.104 pH | 14.54 °C | 114.9 µS/cm | 6.699 mg/L | 20.70 NTU | 151.3 mV | 36.00 ft | 100.0 ml/min |
| 1/21/2026 11:58 AM | 10:00 | 6.094 pH | 13.90 °C | 114.7 µS/cm | 6.637 mg/L | 21.40 NTU | 152.0 mV | 36.00 ft | 100.0 ml/min |

**Samples**

| Sample ID: | Description: |
|---|---|

# Low-Flow Test Report:

**Test Date / Time:** 2/10/2026 10:08:12 AM
**Project:** Plant Wansley Landfill
**Operator Name:** D. Johnson

| | | |
|---|---|---|
| **Location Name: GWC-31**<br>**Well Diameter: 2 in**<br>**Casing Type: PVC**<br>**Screen Length: 10 ft**<br>**Top of Screen: 28.03 ft**<br>**Total Depth: 38.03 ft**<br>**Initial Depth to Water: 36.03 ft** | **Pump Type: Portable Bladder Pump**<br>**Tubing Type: Poly**<br>**Tubing Inner Diameter: 0.17 in**<br>**Pump Intake From TOC: 33 ft**<br>**Estimated Total Volume Pumped: 0.5 liter**<br>**Flow Cell Volume: 130 ml**<br>**Final Flow Rate: 100 ml/min**<br>**Final Draw Down: 12.84 in** | **Instrument Used: Aqua TROLL 500**<br>**Serial Number: 1235093** |

**Test Notes:**
1013 well purged dry. Allow for overnight recharge. Log1.

**Low-Flow Readings:**

| Date Time | Elapsed Time | pH | Temperature | Specific Conductivity | RDO Concentration | Turbidity | ORP | Depth to Water | Flow |
|---|---|---|---|---|---|---|---|---|---|
| | | +/- 0.1 | +/- 3 | +/- 5 % | +/- 10 % | +/- 10 | +/- 25 | +/- 0.3 | |
| 2/10/2026 10:08 AM | 00:00 | 6.347 pH | 14.20 °C | 155.1 µS/cm | 8.647 mg/L | 39.30 NTU | 195.0 mV | 36.03 ft | 100.0 ml/min |
| 2/10/2026 10:13 AM | 05:00 | 5.971 pH | 15.87 °C | 136.1 µS/cm | 5.553 mg/L | 17.50 NTU | 198.1 mV | 37.10 ft | 100.0 ml/min |

**Samples**

| Sample ID: | Description: |
|---|---|

# Low-Flow Test Report:

**Test Date / Time:** 2/11/2026 9:35:53 AM
**Project:** Plant Wansley Landfill
**Operator Name:** D. Johnson

| | | |
|---|---|---|
| **Location Name: GWC-31**<br>**Well Diameter: 2 in**<br>**Casing Type: PVC**<br>**Screen Length: 10 ft**<br>**Top of Screen: 28.03 ft**<br>**Total Depth: 38.03 ft**<br>**Initial Depth to Water: 36.55 ft** | **Pump Type: Portable Bladder Pump**<br>**Tubing Type: Poly**<br>**Tubing Inner Diameter: 0.17 in**<br>**Pump Intake From TOC: 33 ft**<br>**Estimated Total Volume Pumped: 50 ml**<br>**Flow Cell Volume: 130 ml**<br>**Final Flow Rate: 50 ml/min**<br>**Final Draw Down: 0 ft** | **Instrument Used: Aqua TROLL 500**<br>**Serial Number: 1235093** |

**Test Notes:**
Sample time 0937. Cloudy, 61 degrees F.

**Low-Flow Readings:**

| Date Time | Elapsed Time | pH | Temperature | Specific Conductivity | RDO Concentration | Turbidity | ORP | Depth to Water | Flow |
|---|---|---|---|---|---|---|---|---|---|
| | | +/- 0.1 | +/- 3 | +/- 5 % | +/- 10 % | +/- 10 | +/- 25 | +/- 0.3 | |
| 2/11/2026 9:35 AM | 00:00 | 6.240 pH | 16.55 °C | 142.0 µS/cm | 8.208 mg/L | 3.780 NTU | 179.4 mV | 36.55 ft | 50.00 ml/min |
| 2/11/2026 9:36 AM | 01:00 | 6.141 pH | 16.87 °C | 143.3 µS/cm | 8.005 mg/L | 3.780 NTU | 177.0 mV | 36.55 ft | 50.00 ml/min |

**Samples**

| Sample ID: | Description: |
|---|---|

Created using VuSitu from In-Situ, Inc.

# Low-Flow Test Report:

**Test Date / Time:** 1/21/2026 12:33:15 PM
**Project:** Plant Wansley Landfill
**Operator Name:** D. Johnson

| | | |
|---|---|---|
| **Location Name: GWC-32**<br>**Well Diameter: 2 in**<br>**Casing Type: PVC**<br>**Screen Length: 10 ft**<br>**Top of Screen: 21.21 ft**<br>**Total Depth: 31.21 ft**<br>**Initial Depth to Water: 28.53 ft** | **Pump Type: Peristaltic Pump**<br>**Tubing Type: Poly**<br>**Tubing Inner Diameter: 0.17 in**<br>**Pump Intake From TOC: 26 ft**<br>**Estimated Total Volume Pumped: 5 liter**<br>**Flow Cell Volume: 130 ml**<br>**Final Flow Rate: 100 ml/min**<br>**Final Draw Down: 22.2 in** | **Instrument Used: Aqua TROLL 500**<br>**Serial Number: 1235076** |

**Test Notes:**
Sample time 1323 Sunny, 52 degrees F.

**Low-Flow Readings:**

| Date Time | Elapsed Time | pH | Temperature | Specific Conductivity | RDO Concentration | Turbidity | ORP | Depth to Water | Flow |
|---|---|---|---|---|---|---|---|---|---|
| | | +/- 0.1 | +/- 3 | +/- 5 % | +/- 10 % | +/- 10 | +/- 25 | +/- 0.3 | |
| 1/21/2026 12:33 PM | 00:00 | 5.740 pH | 15.64 °C | 123.6 µS/cm | 7.982 mg/L | 11.70 NTU | 180.1 mV | 28.53 ft | 100.0 ml/min |
| 1/21/2026 12:38 PM | 05:00 | 5.929 pH | 15.38 °C | 101.8 µS/cm | 5.180 mg/L | 9.710 NTU | 146.6 mV | 29.03 ft | 100.0 ml/min |
| 1/21/2026 12:43 PM | 10:00 | 5.953 pH | 15.56 °C | 97.35 µS/cm | 5.258 mg/L | 5.970 NTU | 128.7 mV | 29.31 ft | 100.0 ml/min |
| 1/21/2026 12:48 PM | 15:00 | 5.967 pH | 16.09 °C | 94.65 µS/cm | 5.280 mg/L | 4.880 NTU | 117.5 mV | 29.39 ft | 100.0 ml/min |
| 1/21/2026 12:53 PM | 20:00 | 5.948 pH | 15.99 °C | 94.02 µS/cm | 5.209 mg/L | 1.480 NTU | 113.1 mV | 29.47 ft | 100.0 ml/min |
| 1/21/2026 12:58 PM | 25:00 | 5.947 pH | 15.90 °C | 95.14 µS/cm | 5.244 mg/L | 1.420 NTU | 111.5 mV | 29.71 ft | 100.0 ml/min |
| 1/21/2026 1:03 PM | 30:00 | 5.945 pH | 16.46 °C | 96.11 µS/cm | 5.370 mg/L | 0.770 NTU | 107.8 mV | 29.83 ft | 100.0 ml/min |
| 1/21/2026 1:08 PM | 35:00 | 5.948 pH | 16.72 °C | 95.94 µS/cm | 5.386 mg/L | 0.820 NTU | 105.4 mV | 30.11 ft | 100.0 ml/min |
| 1/21/2026 1:13 PM | 40:00 | 5.946 pH | 16.38 °C | 94.90 µS/cm | 5.376 mg/L | 0.490 NTU | 104.5 mV | 30.22 ft | 100.0 ml/min |
| 1/21/2026 1:18 PM | 45:00 | 5.946 pH | 16.51 °C | 94.33 µS/cm | 5.378 mg/L | 0.410 NTU | 103.5 mV | 30.30 ft | 100.0 ml/min |
| 1/21/2026 1:23 PM | 50:00 | 5.951 pH | 16.13 °C | 93.93 µS/cm | 5.276 mg/L | 0.390 NTU | 103.3 mV | 30.38 ft | 100.0 ml/min |

**Samples**

| Sample ID: | Description: |
|---|---|

# Low-Flow Test Report:

**Test Date / Time:** 1/21/2026 1:58:18 PM
**Project:** Plant Wansley Landfill
**Operator Name:** D. Johnson

| | | |
|---|---|---|
| **Location Name: GWC-33**<br>**Well Diameter: 2 in**<br>**Casing Type: PVC**<br>**Screen Length: 10 ft**<br>**Top of Screen: 14.03 ft**<br>**Total Depth: 24.03 ft**<br>**Initial Depth to Water: 13.65 ft** | **Pump Type: Peristaltic Pump**<br>**Tubing Type: Poly**<br>**Tubing Inner Diameter: 0.17 in**<br>**Pump Intake From TOC: 19 ft**<br>**Estimated Total Volume Pumped: 14.75 liter**<br>**Flow Cell Volume: 130 ml**<br>**Final Flow Rate: 100 ml/min**<br>**Final Draw Down: 89.76 in** | **Instrument Used: Aqua TROLL 500**<br>**Serial Number: 1235076** |

**Test Notes:**
Well purge dry. Allow for overnight recharge. Log 1.

**Low-Flow Readings:**

| Date Time | Elapsed Time | pH | Temperature | Specific Conductivity | RDO Concentration | Turbidity | ORP | Depth to Water | Flow |
|---|---|---|---|---|---|---|---|---|---|
| | | +/- 0.1 | +/- 3 | +/- 5 % | +/- 10 % | +/- 10 | +/- 25 | +/- 0.3 | |
| 1/21/2026 1:58 PM | 00:00 | 6.379 pH | 17.29 °C | 113.9 µS/cm | 8.765 mg/L | 77.20 NTU | 105.7 mV | 13.65 ft | 200.0 ml/min |
| 1/21/2026 2:03 PM | 05:00 | 6.321 pH | 17.40 °C | 111.0 µS/cm | 8.434 mg/L | 26.30 NTU | 99.0 mV | 14.32 ft | 200.0 ml/min |
| 1/21/2026 2:08 PM | 10:00 | 6.316 pH | 17.46 °C | 111.1 µS/cm | 8.440 mg/L | 14.70 NTU | 98.1 mV | 15.10 ft | 200.0 ml/min |
| 1/21/2026 2:13 PM | 15:00 | 6.324 pH | 17.36 °C | 110.6 µS/cm | 8.391 mg/L | 11.50 NTU | 96.4 mV | 15.82 ft | 200.0 ml/min |
| 1/21/2026 2:18 PM | 20:00 | 6.246 pH | 17.39 °C | 108.9 µS/cm | 8.403 mg/L | 9.920 NTU | 98.3 mV | 16.25 ft | 175.0 ml/min |
| 1/21/2026 2:23 PM | 25:00 | 6.244 pH | 17.39 °C | 108.7 µS/cm | 8.386 mg/L | 8.710 NTU | 97.5 mV | 16.65 ft | 175.0 ml/min |
| 1/21/2026 2:28 PM | 30:00 | 6.273 pH | 17.20 °C | 109.8 µS/cm | 8.408 mg/L | 7.770 NTU | 96.5 mV | 16.91 ft | 175.0 ml/min |
| 1/21/2026 2:33 PM | 35:00 | 6.300 pH | 17.21 °C | 108.5 µS/cm | 8.444 mg/L | 6.040 NTU | 94.9 mV | 17.13 ft | 175.0 ml/min |
| 1/21/2026 2:38 PM | 40:00 | 6.270 pH | 17.30 °C | 107.5 µS/cm | 8.472 mg/L | 4.740 NTU | 95.4 mV | 17.41 ft | 150.0 ml/min |
| 1/21/2026 2:43 PM | 45:00 | 6.267 pH | 17.32 °C | 106.1 µS/cm | 8.447 mg/L | 3.670 NTU | 94.2 mV | 17.77 ft | 150.0 ml/min |
| 1/21/2026 2:48 PM | 50:00 | 6.213 pH | 17.21 °C | 105.1 µS/cm | 8.278 mg/L | 2.510 NTU | 94.7 mV | 18.02 ft | 150.0 ml/min |
| 1/21/2026 2:53 PM | 55:00 | 6.193 pH | 17.26 °C | 104.9 µS/cm | 8.152 mg/L | 2.040 NTU | 94.3 mV | 18.45 ft | 100.0 ml/min |
| 1/21/2026 2:58 PM | 01:00:00 | 6.166 pH | 17.39 °C | 105.0 µS/cm | 8.047 mg/L | 3.710 NTU | 94.3 mV | 18.62 ft | 100.0 ml/min |
| 1/21/2026 3:03 PM | 01:05:00 | 6.159 pH | 17.67 °C | 104.9 µS/cm | 7.991 mg/L | 2.660 NTU | 94.0 mV | 18.83 ft | 100.0 ml/min |
| 1/21/2026 3:08 PM | 01:10:00 | 6.133 pH | 17.69 °C | 104.9 µS/cm | 7.897 mg/L | 2.220 NTU | 94.6 mV | 19.04 ft | 100.0 ml/min |

| | | | | | | | | | |
|---|---|---|---|---|---|---|---|---|---|
| 1/21/2026 3:13 PM | 01:15:00 | 6.147 pH | 17.57 °C | 104.8 µS/cm | 7.730 mg/L | 2.170 NTU | 94.1 mV | 19.39 ft | 100.0 ml/min |
| 1/21/2026 3:18 PM | 01:20:00 | 6.145 pH | 17.60 °C | 104.9 µS/cm | 7.676 mg/L | 2.110 NTU | 94.6 mV | 19.67 ft | 100.0 ml/min |
| 1/21/2026 3:23 PM | 01:25:00 | 6.118 pH | 17.58 °C | 105.3 µS/cm | 7.717 mg/L | 1.580 NTU | 96.0 mV | 19.95 ft | 100.0 ml/min |
| 1/21/2026 3:28 PM | 01:30:00 | 6.138 pH | 17.60 °C | 104.9 µS/cm | 7.683 mg/L | 0.610 NTU | 93.7 mV | 20.22 ft | 100.0 ml/min |
| 1/21/2026 3:33 PM | 01:35:00 | 6.174 pH | 17.68 °C | 105.5 µS/cm | 7.707 mg/L | 0.430 NTU | 92.7 mV | 20.63 ft | 100.0 ml/min |
| 1/21/2026 3:38 PM | 01:40:00 | 6.189 pH | 17.72 °C | 105.7 µS/cm | 7.648 mg/L | 0.760 NTU | 91.4 mV | 20.98 ft | 100.0 ml/min |
| 1/21/2026 3:43 PM | 01:45:00 | 6.145 pH | 17.54 °C | 106.8 µS/cm | 7.657 mg/L | 2.240 NTU | 93.9 mV | 21.13 ft | 100.0 ml/min |

## Samples

| Sample ID: | Description: |
|---|---|

# Low-Flow Test Report:

**Test Date / Time:** 1/22/2026 9:59:05 AM
**Project:** Plant Wansley Landfill
**Operator Name:** D. Johnson

| | | |
|---|---|---|
| **Location Name: GWC-33**<br>**Well Diameter: 2 in**<br>**Casing Type: PVC**<br>**Screen Length: 10 ft**<br>**Top of Screen: 14.03 ft**<br>**Total Depth: 24.03 ft**<br>**Initial Depth to Water: 21.2 ft** | **Pump Type: Peristaltic Pump**<br>**Tubing Type: Poly**<br>**Tubing Inner Diameter: 0.17 in**<br>**Pump Intake From TOC: 19 ft**<br>**Estimated Total Volume Pumped: 375 ml**<br>**Flow Cell Volume: 130 ml**<br>**Final Flow Rate: 75 ml/min**<br>**Final Draw Down: 1.17 ft** | **Instrument Used: Aqua TROLL 500**<br>**Serial Number: 1235076** |

**Test Notes:**
Sample time 1004. Rain, 49 degrees F. EB-06 here on peri pump.

**Low-Flow Readings:**

| Date Time | Elapsed Time | pH | Temperature | Specific Conductivity | RDO Concentration | Turbidity | ORP | Depth to Water | Flow |
|---|---|---|---|---|---|---|---|---|---|
| | | +/- 0.1 | +/- 3 | +/- 5 % | +/- 10 % | +/- 10 | +/- 25 | +/- 0.3 | |
| 1/22/2026 9:59 AM | 00:00 | 6.236 pH | 12.85 °C | 128.3 µS/cm | 9.292 mg/L | 6.550 NTU | 126.1 mV | 21.20 ft | 75.00 ml/min |
| 1/22/2026 10:00 AM | 01:00 | 6.205 pH | 13.81 °C | 122.0 µS/cm | 8.180 mg/L | 5.230 NTU | 114.4 mV | 21.67 ft | 75.00 ml/min |
| 1/22/2026 10:01 AM | 02:00 | 6.219 pH | 14.10 °C | 119.3 µS/cm | 8.032 mg/L | 4.530 NTU | 111.7 mV | 21.88 ft | 75.00 ml/min |
| 1/22/2026 10:02 AM | 03:00 | 6.221 pH | 14.42 °C | 117.6 µS/cm | 8.035 mg/L | 3.030 NTU | 105.8 mV | 22.03 ft | 75.00 ml/min |
| 1/22/2026 10:03 AM | 04:00 | 6.236 pH | 14.55 °C | 116.1 µS/cm | 8.001 mg/L | 3.160 NTU | 102.7 mV | 22.11 ft | 75.00 ml/min |
| 1/22/2026 10:04 AM | 05:00 | 6.245 pH | 14.67 °C | 117.0 µS/cm | 7.972 mg/L | 2.610 NTU | 101.1 mV | 22.37 ft | 75.00 ml/min |

**Samples**

| Sample ID: | Description: |
|---|---|

Created using VuSitu from In-Situ, Inc.

# Low-Flow Test Report:

**Test Date / Time:** 1/22/2026 10:33:05 AM
**Project:** Plant Wansley Landfill
**Operator Name:** D Johnson

| | | |
|---|---|---|
| **Location Name: GWC-34**<br>**Well Diameter: 2 in**<br>**Casing Type: PVC**<br>**Screen Length: 10 ft**<br>**Top of Screen: 40.91 ft**<br>**Total Depth: 50.91 ft**<br>**Initial Depth to Water: 5.3 ft** | **Pump Type: Peristaltic Pump**<br>**Tubing Type: Poly**<br>**Tubing Inner Diameter: 0.17 in**<br>**Pump Intake From TOC: 46 ft**<br>**Estimated Total Volume Pumped: 7500 ml**<br>**Flow Cell Volume: 130 ml**<br>**Final Flow Rate: 300 ml/min**<br>**Final Draw Down: 0.18 ft** | **Instrument Used: Aqua TROLL 500**<br>**Serial Number: 1235076** |

**Test Notes:**
Sample time 1058. Rain. 47 degrees F.

**Low-Flow Readings:**

| Date Time | Elapsed Time | pH | Temperature | Specific Conductivity | RDO Concentration | Turbidity | ORP | Depth to Water | Flow |
|---|---|---|---|---|---|---|---|---|---|
| | | +/- 0.1 | +/- 3 | +/- 5 % | +/- 10 % | +/- 10 | +/- 25 | +/- 0.3 | |
| 1/22/2026 10:33 AM | 00:00 | 6.192 pH | 14.24 °C | 56.39 µS/cm | 8.587 mg/L | 0.990 NTU | 105.0 mV | 5.300 ft | 300.0 ml/min |
| 1/22/2026 10:38 AM | 05:00 | 5.981 pH | 15.64 °C | 53.73 µS/cm | 2.993 mg/L | 0.480 NTU | 79.2 mV | 5.470 ft | 300.0 ml/min |
| 1/22/2026 10:43 AM | 10:00 | 5.962 pH | 14.75 °C | 53.82 µS/cm | 2.844 mg/L | 0.460 NTU | 76.5 mV | 5.480 ft | 300.0 ml/min |
| 1/22/2026 10:48 AM | 15:00 | 5.941 pH | 14.89 °C | 53.81 µS/cm | 2.783 mg/L | 0.450 NTU | 73.4 mV | 5.480 ft | 300.0 ml/min |
| 1/22/2026 10:53 AM | 20:00 | 5.936 pH | 15.05 °C | 53.54 µS/cm | 2.744 mg/L | 0.460 NTU | 69.2 mV | 5.480 ft | 300.0 ml/min |
| 1/22/2026 10:58 AM | 25:00 | 5.925 pH | 15.22 °C | 53.44 µS/cm | 2.723 mg/L | 0.410 NTU | 68.9 mV | 5.480 ft | 300.0 ml/min |

**Samples**

| Sample ID: | Description: |
|---|---|

Created using VuSitu from In-Situ, Inc.

# Low-Flow Test Report:

**Test Date / Time:** 1/22/2026 12:03:10 PM
**Project:** Plant Wansley Landfill
**Operator Name:** D. Johnson

| | | |
|---|---|---|
| **Location Name: GWC-35**<br>**Well Diameter: 2 in**<br>**Casing Type: PVC**<br>**Screen Length: 10 ft**<br>**Top of Screen: 30.53 ft**<br>**Total Depth: 40.53 ft**<br>**Initial Depth to Water: 8.85 ft** | **Pump Type: Peristaltic Pump**<br>**Tubing Type: Poly**<br>**Tubing Inner Diameter: 0.17 in**<br>**Pump Intake From TOC: 35 ft**<br>**Estimated Total Volume Pumped: 8400 ml**<br>**Flow Cell Volume: 130 ml**<br>**Final Flow Rate: 240 ml/min**<br>**Final Draw Down: 0.1 ft** | **Instrument Used: Aqua TROLL 500**<br>**Serial Number: 1235076** |

**Test Notes:**
Sample time 1238. Rain, 50 degrees F.

**Low-Flow Readings:**

| Date Time | Elapsed Time | pH | Temperature | Specific Conductivity | RDO Concentration | Turbidity | ORP | Depth to Water | Flow |
|---|---|---|---|---|---|---|---|---|---|
| | | +/- 0.1 | +/- 3 | +/- 5 % | +/- 10 % | +/- 10 | +/- 25 | +/- 0.3 | |
| 1/22/2026 12:03 PM | 00:00 | 5.910 pH | 15.61 °C | 129.3 µS/cm | 7.389 mg/L | 0.860 NTU | 110.1 mV | 8.850 ft | 240.0 ml/min |
| 1/22/2026 12:08 PM | 05:00 | 5.692 pH | 16.06 °C | 126.4 µS/cm | 6.222 mg/L | 0.500 NTU | 73.7 mV | 8.930 ft | 240.0 ml/min |
| 1/22/2026 12:13 PM | 10:00 | 5.584 pH | 15.81 °C | 126.4 µS/cm | 5.190 mg/L | 0.510 NTU | 69.1 mV | 8.950 ft | 240.0 ml/min |
| 1/22/2026 12:18 PM | 15:00 | 5.530 pH | 16.03 °C | 126.9 µS/cm | 4.330 mg/L | 0.590 NTU | 65.9 mV | 8.950 ft | 240.0 ml/min |
| 1/22/2026 12:23 PM | 20:00 | 5.542 pH | 16.16 °C | 126.3 µS/cm | 3.928 mg/L | 0.570 NTU | 63.8 mV | 8.950 ft | 240.0 ml/min |
| 1/22/2026 12:28 PM | 25:00 | 5.465 pH | 16.23 °C | 126.8 µS/cm | 3.086 mg/L | 0.430 NTU | 63.6 mV | 8.950 ft | 240.0 ml/min |
| 1/22/2026 12:33 PM | 30:00 | 5.487 pH | 15.83 °C | 127.9 µS/cm | 3.265 mg/L | 0.410 NTU | 64.9 mV | 8.950 ft | 240.0 ml/min |
| 1/22/2026 12:38 PM | 35:00 | 5.457 pH | 16.20 °C | 128.8 µS/cm | 3.073 mg/L | 0.390 NTU | 61.7 mV | 8.950 ft | 240.0 ml/min |

**Samples**

| Sample ID: | Description: |
|---|---|

Created using VuSitu from In-Situ, Inc.

# Low-Flow Test Report:

**Test Date / Time:** 1/22/2026 2:57:25 PM
**Project:** Plant Wansley Landfill
**Operator Name:** J. May

| | | |
|---|---|---|
| **Location Name: SWA-1** | **Flow Cell Volume: 130 ml** | **Instrument Used: Aqua TROLL 500**<br>**Serial Number: 1183990** |

**Test Notes:**
Sample Time: 1458
Rainy, 40s

**Low-Flow Readings:**

| Date Time | Elapsed Time | pH | Temperature | Specific Conductivity | RDO Concentration | Turbidity | ORP |
|---|---|---|---|---|---|---|---|
| | | +/- 0.1 | +/- 3 | +/- 5 % | +/- 10 % | +/- 10 | +/- 25 |
| 1/22/2026 2:57 PM | 00:00 | 6.416 pH | 9.660 °C | 36.19 µS/cm | 11.25 mg/L | 4.200 NTU | 91.4 mV |
| 1/22/2026 2:58 PM | 01:00 | 6.478 pH | 9.935 °C | 36.12 µS/cm | 11.10 mg/L | 4.200 NTU | 93.3 mV |

**Samples**

| Sample ID: | Description: |
|---|---|

Created using VuSitu from In-Situ, Inc.

# Low-Flow Test Report:

**Test Date / Time:** 1/22/2026 2:10:04 PM
**Project:** Plant Wansley Landfill
**Operator Name:** C.Klamke

| | | |
|---|---|---|
| **Location Name: SWC-3** | **Flow Cell Volume: 90 ml** | **Instrument Used: Aqua TROLL 400**<br>**Serial Number: 1283493** |

**Test Notes:**
Sample time 1411, cloudy 49 degrees

**Low-Flow Readings:**

| Date Time | Elapsed Time | pH | Temperature | Specific Conductivity | RDO Concentration | Turbidity | ORP | Depth to Water |
|---|---|---|---|---|---|---|---|---|
| | | +/- 0.1 | +/- 3 | +/- 5 % | +/- 10 % | +/- 10 | +/- 25 | +/- 0.3 |
| 1/22/2026 2:10 PM | 00:00 | 6.064 pH | 12.75 °C | 535.3 µS/cm | 5.919 mg/L | 12.00 NTU | 0.3 mV | |
| 1/22/2026 2:11 PM | 01:00 | 6.068 pH | 12.66 °C | 535.4 µS/cm | 5.912 mg/L | 12.00 NTU | 1.8 mV | |

**Samples**

| Sample ID: | Description: |
|---|---|

Created using VuSitu from In-Situ, Inc.

# Low-Flow Test Report:

**Test Date / Time:** 1/22/2026 2:34:03 PM
**Project:** Plant Wansley Landfill
**Operator Name:** J. May

| | | |
|---|---|---|
| **Location Name: SWC-5** | **Flow Cell Volume: 130 ml** | **Instrument Used: Aqua TROLL 500**<br>**Serial Number: 1183990** |

**Test Notes:**
Sample Time : 1435
Rainy, 40s

**Low-Flow Readings:**

| Date Time | Elapsed Time | pH | Temperature | Specific Conductivity | RDO Concentration | Turbidity | ORP |
|---|---|---|---|---|---|---|---|
| | | +/- 0.1 | +/- 3 | +/- 5 % | +/- 10 % | +/- 10 | +/- 25 |
| 1/22/2026 2:34 PM | 00:00 | 5.707 pH | 14.75 °C | 142.6 µS/cm | 2.443 mg/L | 0.400 NTU | 104.5 mV |
| 1/22/2026 2:35 PM | 01:00 | 5.725 pH | 14.63 °C | 144.2 µS/cm | 2.309 mg/L | 0.400 NTU | 101.3 mV |

**Samples**

| Sample ID: | Description: |
|---|---|

Created using VuSitu from In-Situ, Inc.

# Low-Flow Test Report:

**Test Date / Time:** 1/22/2026 3:41:05 PM
**Project:** Plant Wansley Landfill
**Operator Name:** J. May

| | | |
|---|---|---|
| **Location Name: SWA-6** | **Flow Cell Volume: 130 ml** | **Instrument Used: Aqua TROLL 500**<br>**Serial Number: 1183990** |

**Test Notes:**
Sample Time: 1542
Cloudy, 40s

**Low-Flow Readings:**

| Date Time | Elapsed Time | pH | Temperature | Specific Conductivity | RDO Concentration | Turbidity | ORP |
|---|---|---|---|---|---|---|---|
| | | +/- 0.1 | +/- 3 | +/- 5 % | +/- 10 % | +/- 10 | +/- 25 |
| 1/22/2026 3:41 PM | 00:00 | 6.690 pH | 10.20 °C | 154.7 µS/cm | 11.15 mg/L | 2.930 NTU | 100.0 mV |
| 1/22/2026 3:42 PM | 01:00 | 6.746 pH | 10.36 °C | 154.4 µS/cm | 11.10 mg/L | 2.930 NTU | 98.6 mV |

**Samples**

| Sample ID: | Description: |
|---|---|

Created using VuSitu from In-Situ, Inc.

# Low-Flow Test Report:

**Test Date / Time:** 1/22/2026 3:05:23 PM
**Project:** Plant Wansley Landfill
**Operator Name:** C.Klamke

| | | |
|---|---|---|
| **Location Name: SWC-7** | **Flow Cell Volume: 90 ml** | **Instrument Used: Aqua TROLL 400**<br>**Serial Number: 1283493** |

**Test Notes:**
Sample time 1506, cloudy 49 degrees

**Low-Flow Readings:**

| Date Time | Elapsed Time | pH | Temperature | Specific Conductivity | RDO Concentration | Turbidity | ORP | Depth to Water |
|---|---|---|---|---|---|---|---|---|
| | | +/- 0.1 | +/- 3 | +/- 5 % | +/- 10 % | +/- 10 | +/- 25 | +/- 0.3 |
| 1/22/2026 3:05 PM | 00:00 | 7.015 pH | 9.200 °C | 84.50 µS/cm | 11.18 mg/L | 7.780 NTU | 19.0 mV | |
| 1/22/2026 3:06 PM | 01:00 | 6.986 pH | 9.216 °C | 84.66 µS/cm | 11.17 mg/L | 7.780 NTU | 20.3 mV | |

**Samples**

| Sample ID: | Description: |
|---|---|

Created using VuSitu from In-Situ, Inc.

# Field Instrumentation Calibration Form

ATLANTIC COAST CONSULTING, INC.

Site Name: Plant Hansley LF

Date: 01-20-26

Calibrated By: J. May

Field Conditions: Sunny, 30s

| Instrument | Manufactuer/ Model | Serial Number |
|---|---|---|
| Water Quality Meter | AquaTroll 500 | 1183974 |
| Turbidity Meter | Hach 2100Q | 23100D000373 |

| Calibration Standard Information | | | | |
|---|---|---|---|---|
| Parameter | Standard | Lot # | Date of Expiration | Brand |
| D.O. (%) | N/A | DI $H_2O$ | N/A | N/A |
| pH (SU) | 4.00 | 5G10399 | 09/27 | PINE |
| pH (SU) | 7.00 | 5GK0631 | 11/27 | PINE |
| pH (SU) | 10.00 | 5G10401 | 09/27 | PINE |
| Specific Conductance (µS/cm) | 1,413 | 5G10959 | 09/26 | PINE |
| ORP (mV) | 240.0 | 5G10371 | 06/26 | PINE |

| | Standard | Lot # | Date of Expiration | Brand |
|---|---|---|---|---|
| Turbidity (NTU) | 0 | DI $H_2O$ | N/A | N/A |
| | 10 | A5083 | 06/26 | HACH |
| | 20 | A5192 | 07/26 | HACH |
| | 100 | A5021 | 06/26 | HACH |

**Calibration**

Time Start: 1035 Time Finish: 1050

| Parameter | Standard | Calibration Value | Calibration Solution Temperature (°C) | Acceptance Criteria | Reference |
|---|---|---|---|---|---|
| D.O. (%) | N/A | 100.2 | 8.16 | ± 10% | EPA 2023 |
| pH (SU) | 4.00 | 4.00 | 8.07 | ± 0.1 | GWMP |
| pH (SU) | 7.00 | 7.06 | 8.34 | ± 0.1 | GWMP |
| pH (SU) | 10.00 | 10.14 | 8.51 | ± 0.1 | GWMP |
| Specific Conductance (µS/cm) | 1,413 | 1426 | 7.08 | ± 10% of standard | NA |
| ORP (mV) | ~~240.0~~ 252.3 | 255.3 | 7.16 | ± 10 | EPA 2023 |

| | Standard | Calibration Value | Acceptance Criteria | Reference |
|---|---|---|---|---|
| Turbidity (NTU) | 0 | 0.18 | ± 10% of standard | EPA 2023 |
| | 10 | 10.6 | | |
| | 20 | 19.9 | | |
| | 100 | 98.7 | | |

**Calibration Check**

Time Start Time Finish

| Parameter | Standard | Calibration Value | Calibration Solution Temperature (°C) | Acceptance Criteria | Reference |
|---|---|---|---|---|---|
| pH (SU) | 4.00 | | | ± 0.1 | GWMP |
| pH (SU) | 7.00 | | | ± 0.1 | GWMP |
| pH (SU) | 10.00 | | | ± 0.1 | GWMP |
| Specific Conductance (µS/cm) | 1,413 | | | ± 10% of standard | EPA 2023 |

| | Standard | Calibration Value | Acceptance Criteria | Reference |
|---|---|---|---|---|
| Turbidity (NTU) | 0 | | ± 10% of standard | EPA 2023 |
| | 10 | | | |
| | 20 | | | |
| | 100 | | | |

# Field Instrumentation Calibration Form

ATLANTIC COAST CONSULTING, INC.

Site Name: Plant Wansley LF

Date: 01-21-26

Calibrated By: J. May

Field Conditions: Sunny, 20s

| Instrument | Manufactuer/ Model | Serial Number |
|---|---|---|
| Water Quality Meter | AquaTrol 200 | 1183974 |
| Turbidity Meter | Hach 2100Q | 23100D00373 |

**Calibration Standard Information**

| Parameter | Standard | Lot # | Date of Expiration | Brand |
|---|---|---|---|---|
| D.O. (%) | N/A | DI $H_2O$ | N/A | N/A |
| pH (SU) | 4.00 | 5G10399 | 09/27 | PINE |
| pH (SU) | 7.00 | 5GK0631 | 11/27 | PINE |
| pH (SU) | 10.00 | 5G10401 | 09/27 | PINE |
| Specific Conductance (µS/cm) | 1,413 | 5G10959 | 09/26 | PINE |
| ORP (mV) | 240.0 | 5G10371 | 06/26 | PINE |

| | Standard | Lot # | Date of Expiration | Brand |
|---|---|---|---|---|
| Turbidity (NTU) | 0 | DI $H_2O$ | N/A | N/A |
| | 10 | A5083 | 06/26 | HACH |
| | 20 | A5092 | 07/26 | HACH |
| | 100 | A5081 | 06/26 | HACH |

**Calibration**

Time Start: 0920 Time Finish: 0935

| Parameter | Standard | Calibration Value | Calibration Solution Temperature (°C) | Acceptance Criteria | Reference |
|---|---|---|---|---|---|
| D.O. (%) | N/A | 100.0 | 1.49 | ± 10% | EPA 2023 |
| pH (SU) | 4.00 | 4.00 | 0.616 | ± 0.1 | GWMP |
| pH (SU) | 7.00 | 7.06 | 0.147 | ± 0.1 | GWMP |
| pH (SU) | 10.00 | 10.14 | 0.179 | ± 0.1 | GWMP |
| Specific Conductance (µS/cm) | 1,413 | 1415 | 0.019 | ± 10% of standard | NA |
| ORP (mV) | ~~240.0~~ 261.7 | 261.6 | 0.052 | ± 10 | EPA 2023 |

| | Standard | Calibration Value | Acceptance Criteria | Reference |
|---|---|---|---|---|
| Turbidity (NTU) | 0 | 0.24 | ± 10% of standard | EPA 2023 |
| | 10 | 9.87 | | |
| | 20 | 19.8 | | |
| | 100 | 101 | | |

**Calibration Check**

Time Start Time Finish

| Parameter | Standard | Calibration Value | Calibration Solution Temperature (°C) | Acceptance Criteria | Reference |
|---|---|---|---|---|---|
| pH (SU) | 4.00 | | | ± 0.1 | GWMP |
| pH (SU) | 7.00 | | | ± 0.1 | GWMP |
| pH (SU) | 10.00 | | | ± 0.1 | GWMP |
| Specific Conductance (µS/cm) | 1,413 | | | ± 10% of standard | EPA 2023 |

| | Standard | Calibration Value | Acceptance Criteria | Reference |
|---|---|---|---|---|
| Turbidity (NTU) | 0 | | ± 10% of standard | EPA 2023 |
| | 10 | | | |
| | 20 | | | |
| | 100 | | | |

# Field Instrumentation Calibration Form

ATLANTIC COAST CONSULTING, INC.

Site Name: Plant Wansley LF

Date: 01-21-26

Calibrated By: J. May

Field Conditions: Sunny, 50s

| Instrument | Manufactuer/ Model | Serial Number |
|---|---|---|
| Water Quality Meter | AquaTrol 500 | 1183990 |
| Turbidity Meter | Hach 2100Q | 23010D00373 |

| Calibration Standard Information | | | | |
|---|---|---|---|---|
| Parameter | Standard | Lot # | Date of Expiration | Brand |
| D.O. (%) | N/A | DI $H_2O$ | N/A | N/A |
| pH (SU) | 4.00 | 5G10399 | 09/27 | PINE |
| pH (SU) | 7.00 | 5GK0631 | 11/27 | PINE |
| pH (SU) | 10.00 | 5G10401 | 09/27 | PINE |
| Specific Conductance (µS/cm) | 1,413 | 5G10959 | 09/26 | PINE |
| ORP (mV) | 240.0 | 5G10371 | 06/26 | PINE |

| | Standard | Lot # | Date of Expiration | Brand |
|---|---|---|---|---|
| Turbidity (NTU) | 0 | DI $H_2O$ | N/A | N/A |
| | 10 | A5083 | 06/26 | HACH |
| | 20 | A5092 | 07/26 | HACH |
| | 100 | A5081 | 06/26 | HACH |

**Calibration**

Time Start: 1230 Time Finish: 1245

| Parameter | Standard | Calibration Value | Calibration Solution Temperature (°C) | Acceptance Criteria | Reference |
|---|---|---|---|---|---|
| D.O. (%) | N/A | 100.0 | 3.047 | ± 10% | EPA 2023 |
| pH (SU) | 4.00 | 4.00 | 6.690 | ± 0.1 | GWMP |
| pH (SU) | 7.00 | 7.06 | 7.612 | ± 0.1 | GWMP |
| pH (SU) | 10.00 | 10.14 | 6.957 | ± 0.1 | GWMP |
| Specific Conductance (µS/cm) | 1,413 | 1413 | 7.213 | ± 10% of standard | NA |
| ORP (mV) | ~~240.0~~ 251.3 | 251.3 | 5.986 | ± 10 | EPA 2023 |

| | Standard | Calibration Value | Acceptance Criteria | Reference |
|---|---|---|---|---|
| Turbidity (NTU) | 0 | 0.31 | ± 10% of standard | EPA 2023 |
| | 10 | 10.1 | | |
| | 20 | 20.2 | | |
| | 100 | 98.7 | | |

**Calibration Check**

Time Start Time Finish

| Parameter | Standard | Calibration Value | Calibration Solution Temperature (°C) | Acceptance Criteria | Reference |
|---|---|---|---|---|---|
| pH (SU) | 4.00 | | | ± 0.1 | GWMP |
| pH (SU) | 7.00 | | | ± 0.1 | GWMP |
| pH (SU) | 10.00 | | | ± 0.1 | GWMP |
| Specific Conductance (µS/cm) | 1,413 | | | ± 10% of standard | EPA 2023 |

| | Standard | Calibration Value | Acceptance Criteria | Reference |
|---|---|---|---|---|
| Turbidity (NTU) | 0 | | ± 10% of standard | EPA 2023 |
| | 10 | | | |
| | 20 | | | |
| | 100 | | | |

# Field Instrumentation Calibration Form

ATLANTIC COAST CONSULTING, INC.

Site Name: Plant Wansley LF

Date: 01-22-26

Calibrated By: J. May

Field Conditions: Rainy, 40s

| Instrument | Manufactuer/ Model | Serial Number |
|---|---|---|
| Water Quality Meter | AquaTroll 500 | 1183990 |
| Turbidity Meter | Hach 2100Q | 23100D00073 |

**Calibration Standard Information**

| Parameter | Standard | Lot # | Date of Expiration | Brand |
|---|---|---|---|---|
| D.O. (%) | N/A | DI $H_2O$ | N/A | N/A |
| pH (SU) | 4.00 | 5G10399 | 09/27 | PINE |
| pH (SU) | 7.00 | 5GK0631 | 11/27 | PINE |
| pH (SU) | 10.00 | 5G10401 | 09/27 | PINE |
| Specific Conductance (µS/cm) | 1,413 | 5G10959 | 09/26 | PINE |
| ORP (mV) | 240.0 | 5G10371 | 06/26 | PINE |

| | Standard | Lot # | Date of Expiration | Brand |
|---|---|---|---|---|
| Turbidity (NTU) | 0 | DI $H_2O$ | N/A | N/A |
| | 10 | A5083 | 06/26 | HACH |
| | 20 | A5092 | 07/26 | HACH |
| | 100 | A5081 | 06/26 | HACH |

**Calibration**

Time Start: 0905 Time Finish: 0920

| Parameter | Standard | Calibration Value | Calibration Solution Temperature (°C) | Acceptance Criteria | Reference |
|---|---|---|---|---|---|
| D.O. (%) | N/A | 100.0 | 9.028 | ± 10% | EPA 2023 |
| pH (SU) | 4.00 | 4.00 | 8.143 | ± 0.1 | GWMP |
| pH (SU) | 7.00 | 7.06 | 8.271 | ± 0.1 | GWMP |
| pH (SU) | 10.00 | 10.14 | 8.071 | ± 0.1 | GWMP |
| Specific Conductance (µS/cm) | 1,413 | 1413 | 8.175 | ± 10% of standard | NA |
| ORP (mV) | ~~240.0~~ 251.0 | 249.6 | 8.260 | ± 10 | EPA 2023 |

| | Standard | Calibration Value | Acceptance Criteria | Reference |
|---|---|---|---|---|
| Turbidity (NTU) | 0 | 0.31 | ± 10% of standard | EPA 2023 |
| | 10 | 9.96 | | |
| | 20 | 20.1 | | |
| | 100 | 100 | | |

**Calibration Check**

Time Start 1155 Time Finish 1205

| Parameter | Standard | Calibration Value | Calibration Solution Temperature (°C) | Acceptance Criteria | Reference |
|---|---|---|---|---|---|
| pH (SU) | 4.00 | 4.00 | 9.296 | ± 0.1 | GWMP |
| pH (SU) | 7.00 | 7.06 | 9.258 | ± 0.1 | GWMP |
| pH (SU) | 10.00 | 10.14 | 9.159 | ± 0.1 | GWMP |
| Specific Conductance (µS/cm) | 1,413 | 1413 | 9.187 | ± 10% of standard | EPA 2023 |

| | Standard | Calibration Value | Acceptance Criteria | Reference |
|---|---|---|---|---|
| Turbidity (NTU) | 0 | 0.27 | ± 10% of standard | EPA 2023 |
| | 10 | 10.2 | | |
| | 20 | 20.2 | | |
| | 100 | 101 | | |

# Field Instrumentation Calibration Form

ATLANTIC COAST CONSULTING, INC.

Site Name: Plant Wansley Landfill

Date: 1/20/25

Calibrated By: D. Johnson

Field Conditions: Sunny, 36° F

| Instrument | Manufactuer/ Model | Serial Number |
|---|---|---|
| Water Quality Meter | Troll 500 | 12.350076 |
| Turbidity Meter | Hach | 12110C021737 |

**Calibration Standard Information**

| Parameter | Standard | Lot # | Date of Expiration | Brand |
|---|---|---|---|---|
| D.O. (%) | N/A | DI $H_2O$ | N/A | N/A |
| pH (SU) | 4.00 | 5G1A0869 | 1/31/27 | PINE |
| pH (SU) | 7.00 | 5G1A0863 | 1/31/27 | PINE |
| pH (SU) | 10.00 | 5G1A0867 | 1/31/27 | PINE |
| Specific Conductance (µS/cm) | 1,413 | 5G1A0907 | 1/31/26 | PINE |
| ORP (mV) | 240.0 | 5G1A0627 | 2/26 | PINE |

| | Standard | Lot # | Date of Expiration | Brand |
|---|---|---|---|---|
| Turbidity (NTU) | 0 | DI $H_2O$ | N/A | N/A |
| | 10 | A5083 | 6/26 | HACH |
| | 20 | A5092 | 7/26 | HACH |
| | 100 | A5081 | 6/26 | HACH |

**Calibration**

Time Start: 1025 Time Finish: 1041

| Parameter | Standard | Calibration Value | Calibration Solution Temperature (°C) | Acceptance Criteria | Reference |
|---|---|---|---|---|---|
| D.O. (%) | N/A | 99.4 | 9.39 | ± 10% | EPA 2023 |
| pH (SU) | 4.00 | 4.00 | 9.35 | ± 0.1 | GWMP |
| pH (SU) | 7.00 | 7.06 | 9.30 | ± 0.1 | GWMP |
| pH (SU) | 10.00 | 10.1 | 8.66 | ± 0.1 | GWMP |
| Specific Conductance (µS/cm) | 1,413 | 1411 | 25.00 | ± 10% of standard | NA |
| ORP (mV) | 240.0 | 238 | 9.39 | ± 10 | EPA 2023 |

| | Standard | Calibration Value | Acceptance Criteria | Reference |
|---|---|---|---|---|
| Turbidity (NTU) | 0 | 0.24 | ± 10% of standard | EPA 2023 |
| | 10 | 9.93 | | |
| | 20 | 20.1 | | |
| | 100 | 99.7 | | |

**Calibration Check**

Time Start 1400 Time Finish 1407

| Parameter | Standard | Calibration Value | Calibration Solution Temperature (°C) | Acceptance Criteria | Reference |
|---|---|---|---|---|---|
| pH (SU) | 4.00 | 4.05 | 10.67 | ± 0.1 | GWMP |
| pH (SU) | 7.00 | 7.02 | 10.31 | ± 0.1 | GWMP |
| pH (SU) | 10.00 | 10.09 | 10.24 | ± 0.1 | GWMP |
| Specific Conductance (µS/cm) | 1,413 | 1419 | 10.33 | ± 10% of standard | EPA 2023 |

| | Standard | Calibration Value | Acceptance Criteria | Reference |
|---|---|---|---|---|
| Turbidity (NTU) | 0 | 0.25 | ± 10% of standard | EPA 2023 |
| | 10 | 10.2 | | |
| | 20 | 20.3 | | |
| | 100 | 101 | | |

# Field Instrumentation Calibration Form

ATLANTIC COAST CONSULTING, INC.

Site Name: Plant Wansley LF

Date: 1/21/26

Calibrated By: D. Johnson

Field Conditions: Sunny, 40°F

| Instrument | Manufactuer/ Model | Serial Number |
|---|---|---|
| Water Quality Meter | Troll 9500 | 1235076 |
| Turbidity Meter | HACH | 1211000217337 |

**Calibration Standard Information**

| Parameter | Standard | Lot # | Date of Expiration | Brand |
|---|---|---|---|---|
| D.O. (%) | N/A | DI $H_2O$ | N/A | N/A |
| pH (SU) | 4.00 | SGA0869 | 1/27 | PINE |
| pH (SU) | 7.00 | SGA0863 | 1/27 | PINE |
| pH (SU) | 10.00 | SGA0867 | 1/27 | PINE |
| Specific Conductance (µS/cm) | 1,413 | SGB0907 | 1/31/26 | PINE |
| ORP (mV) | 240.0 | SGZ0627 | 2/26 | PINE |

| | Standard | Lot # | Date of Expiration | Brand |
|---|---|---|---|---|
| Turbidity (NTU) | 0 | DI $H_2O$ | N/A | N/A |
| | 10 | A5083 | 6/26 | HACH |
| | 20 | A5092 | 7/26 | HACH |
| | 100 | A5081 | 6/26 | HACH |

**Calibration**

Time Start: 0838 Time Finish: 0850

| Parameter | Standard | Calibration Value | Calibration Solution Temperature (°C) | Acceptance Criteria | Reference |
|---|---|---|---|---|---|
| D.O. (%) | N/A | 99.8 | 0.015 | ± 10% | EPA 2023 |
| pH (SU) | 4.00 | 4.00 | 0.079 | ± 0.1 | GWMP |
| pH (SU) | 7.00 | 7.06 | 0.072 | ± 0.1 | GWMP |
| pH (SU) | 10.00 | 10.1 | 0.136 | ± 0.1 | GWMP |
| Specific Conductance (µS/cm) | 1,413 | 1410 | 0.852 | ± 10% of standard | NA |
| ORP (mV) | 240.0 | 241.3 | 0.223 | ± 10 | EPA 2023 |

| | Standard | Calibration Value | Acceptance Criteria | Reference |
|---|---|---|---|---|
| Turbidity (NTU) | 0 | 0.20 | ± 10% of standard | EPA 2023 |
| | 10 | 9.99 | | |
| | 20 | 21.0 | | |
| | 100 | 101 | | |

**Calibration Check**

Time Start 1220 Time Finish 1227

| Parameter | Standard | Calibration Value | Calibration Solution Temperature (°C) | Acceptance Criteria | Reference |
|---|---|---|---|---|---|
| pH (SU) | 4.00 | 3.97 | 4.34 | ± 0.1 | GWMP |
| pH (SU) | 7.00 | 7.08 | 4.59 | ± 0.1 | GWMP |
| pH (SU) | 10.00 | 9.99 | 4.55 | ± 0.1 | GWMP |
| Specific Conductance (µS/cm) | 1,413 | 1411 | 5.02 | ± 10% of standard | EPA 2023 |

| | Standard | Calibration Value | Acceptance Criteria | Reference |
|---|---|---|---|---|
| Turbidity (NTU) | 0 | 0.19 | ± 10% of standard | EPA 2023 |
| | 10 | 10.0 | | |
| | 20 | 20.3 | | |
| | 100 | 100 | | |

# Field Instrumentation Calibration Form

ATLANTIC COAST CONSULTING, INC.

Site Name: Plant Wansley LF

Date: 1/22/26

Calibrated By: D. Schnson

Field Conditions: Rain, 46° F

| Instrument | Manufactuer/ Model | Serial Number |
|---|---|---|
| Water Quality Meter | Troll 500 | 1235076 |
| Turbidity Meter | HACH | 1211000217 37 |

| Calibration Standard Information | | | | |
|---|---|---|---|---|
| Parameter | Standard | Lot # | Date of Expiration | Brand |
| D.O. (%) | N/A | DI $H_2O$ | N/A | N/A |
| pH (SU) | 4.00 | SGA0869 | 1/27 | PINE |
| pH (SU) | 7.00 | SGA0863 | 1/27 | PINE |
| pH (SU) | 10.00 | SGA0867 | 1/27 | PINE |
| Specific Conductance (µS/cm) | 1,413 | SGA0907 | 1/31/26 | PINE |
| ORP (mV) | 240.0 | SGE0627 | 2/26 | PINE |

| | Standard | Lot # | Date of Expiration | Brand |
|---|---|---|---|---|
| Turbidity (NTU) | 0 | DI $H_2O$ | N/A | N/A |
| | 10 | A5083 | 6/26 | HACH |
| | 20 | A5092 | 7/26 | HACH |
| | 100 | A5081 | 6/26 | HACH |

**Calibration**

Time Start: 0905 Time Finish: 0918

| Parameter | Standard | Calibration Value | Calibration Solution Temperature (°C) | Acceptance Criteria | Reference |
|---|---|---|---|---|---|
| D.O. (%) | N/A | 100.9 | 9.77 | ± 10% | EPA 2023 |
| pH (SU) | 4.00 | 4.00 | 9.93 | ± 0.1 | GWMP |
| pH (SU) | 7.00 | 7.06 | 9.82 | ± 0.1 | GWMP |
| pH (SU) | 10.00 | 10.1 | 9.86 | ± 0.1 | GWMP |
| Specific Conductance (µS/cm) | 1,413 | 1411 | 25.00 | ± 10% of standard | NA |
| ORP (mV) | 240.0 | 241 | 9.77 | ± 10 | EPA 2023 |

| | Standard | Calibration Value | Acceptance Criteria | Reference |
|---|---|---|---|---|
| Turbidity (NTU) | 0 | 0.19 | ± 10% of standard | EPA 2023 |
| | 10 | 10.0 | | |
| | 20 | 20.1 | | |
| | 100 | 101 | | |

**Calibration Check**

Time Start 1143 Time Finish 1148

| Parameter | Standard | Calibration Value | Calibration Solution Temperature (°C) | Acceptance Criteria | Reference |
|---|---|---|---|---|---|
| pH (SU) | 4.00 | 4.00 | 12.70 | ± 0.1 | GWMP |
| pH (SU) | 7.00 | 7.04 | 12.73 | ± 0.1 | GWMP |
| pH (SU) | 10.00 | 10.08 | 12.62 | ± 0.1 | GWMP |
| Specific Conductance (µS/cm) | 1,413 | 1411 | 12.77 | ± 10% of standard | EPA 2023 |

| | Standard | Calibration Value | Acceptance Criteria | Reference |
|---|---|---|---|---|
| Turbidity (NTU) | 0 | 0.11 | ± 10% of standard | EPA 2023 |
| | 10 | 10.0 | | |
| | 20 | 20.1 | | |
| | 100 | 99.9 | | |

# Field Instrumentation Calibration Form

ATLANTIC COAST CONSULTING, INC.

Site Name: Wansley Landfill

Date: 1/20/26

Calibrated By: HAuld

Field Conditions: 37°F, clear

| Instrument | Manufactuer/ Model | Serial Number |
|---|---|---|
| Water Quality Meter | AquaTroll 500 | 1235083 |
| Turbidity Meter | HACH 2100Q | 22090100036 |

**Calibration Standard Information**

| Parameter | Standard | Lot # | Date of Expiration | Brand |
|---|---|---|---|---|
| D.O. (%) | N/A | DI $H_2O$ | N/A | N/A |
| pH (SU) | 4.00 | 4GI1219 | 09/26 | PINE |
| pH (SU) | 7.00 | 4GD1667 | 04/26 | PINE |
| pH (SU) | 10.00 | 4GC0600 | 03/26 | PINE |
| Specific Conductance (µS/cm) | 1284 ~~1,413~~ | 5GI0959 | 09/26 | PINE |
| ORP (mV) | 240.0 | 5GI0371 | 06/26 | PINE |

| | Standard | Lot # | Date of Expiration | Brand |
|---|---|---|---|---|
| Turbidity (NTU) | 0 | DI $H_2O$ | N/A | N/A |
| | 10 | A5203 | 11/26 | HACH |
| | 20 | A4290 | 01/26 | HACH |
| | 100 | A4284 | 01/26 | HACH |

**Calibration**

Time Start: 1020 Time Finish: 1050

| Parameter | Standard | Calibration Value | Calibration Solution Temperature (°C) | Acceptance Criteria | Reference |
|---|---|---|---|---|---|
| D.O. (%) | N/A | 100% | 11.75 | ± 10% | EPA 2023 |
| pH (SU) | 4.00 | 4.00 | 13.6 | ± 0.1 | GWMP |
| pH (SU) | 7.00 | 7.04 | 13.4 | ± 0.1 | GWMP |
| pH (SU) | 10.00 | 10.10 | 13.3 | ± 0.1 | GWMP |
| Specific Conductance (µS/cm) | 1284 ~~1,413~~ | 1284 | 12.0 | ± 10% of standard | NA |
| ORP (mV) | 240.0 | 248 | 10.6 | ± 10 | EPA 2023 |

| | Standard | Calibration Value | Acceptance Criteria | Reference |
|---|---|---|---|---|
| Turbidity (NTU) | 0 | 0.34 | ± 10% of standard | EPA 2023 |
| | 10 | 10.1 | | |
| | 20 | 20.9 | | |
| | 100 | 98.2 | | |

**Calibration Check**

Time Start Time Finish

| Parameter | Standard | Calibration Value | Calibration Solution Temperature (°C) | Acceptance Criteria | Reference |
|---|---|---|---|---|---|
| pH (SU) | 4.00 | | | ± 0.1 | GWMP |
| pH (SU) | 7.00 | | | ± 0.1 | GWMP |
| pH (SU) | 10.00 | | | ± 0.1 | GWMP |
| Specific Conductance (µS/cm) | 1,413 | | | ± 10% of standard | EPA 2023 |

| | Standard | Calibration Value | Acceptance Criteria | Reference |
|---|---|---|---|---|
| Turbidity (NTU) | 0 | | ± 10% of standard | EPA 2023 |
| | 10 | | | |
| | 20 | | | |
| | 100 | | | |

# Field Instrumentation Calibration Form

ATLANTIC COAST CONSULTING, INC.

Site Name: Wansley Landfill

Date: 1-21-26

Calibrated By: H. Auld

Field Conditions: p. Cloudy, 27°

| Instrument | Manufactuer/ Model | Serial Number |
|---|---|---|
| Water Quality Meter | AquaTroll 500 | 1235083 |
| Turbidity Meter | HACH 2100Q | 22090000086 |

**Calibration Standard Information**

| Parameter | Standard | Lot # | Date of Expiration | Brand |
|---|---|---|---|---|
| D.O. (%) | N/A | DI $H_2O$ | N/A | N/A |
| pH (SU) | 4.00 | 4GI1219 | 09/26 | PINE |
| pH (SU) | 7.00 | 4GD1667 | 04/26 | PINE |
| pH (SU) | 10.00 | 4GC0600 | 03/26 | PINE |
| Specific Conductance (µS/cm) | 1,413 | 5GI0959 | 09/26 | PINE |
| ORP (mV) | 240.0 | 5GI0371 | 06/26 | PINE |

| | Standard | Lot # | Date of Expiration | Brand |
|---|---|---|---|---|
| Turbidity (NTU) | 0 | DI $H_2O$ | N/A | N/A |
| | 10 | A5203 | 11/26 | HACH |
| | 20 | A4290 | 01/26 | HACH |
| | 100 | A4284 | 01/26 | HACH |

**Calibration**

Time Start: 0815 Time Finish: 0845

| Parameter | Standard | Calibration Value | Calibration Solution Temperature (°C) | Acceptance Criteria | Reference |
|---|---|---|---|---|---|
| D.O. (%) | N/A | 100% | 17.1 | ± 10% | EPA 2023 |
| pH (SU) | 4.00 | 4.00 | 5.1 | ± 0.1 | GWMP |
| pH (SU) | 7.00 | 7.06 | 2.5 | ± 0.1 | GWMP |
| pH (SU) | 10.00 | 10.10 | 3.5 | ± 0.1 | GWMP |
| Specific Conductance (µS/cm) | 1,413 | 1413 | 3.6 | ± 10% of standard | NA |
| ORP (mV) | 240.0 | 258 | 2.3 | ± 10 | EPA 2023 |

| | Standard | Calibration Value | Acceptance Criteria | Reference |
|---|---|---|---|---|
| Turbidity (NTU) | 0 | 0.3 | ± 10% of standard | EPA 2023 |
| | 10 | 10.1 | | |
| | 20 | 20.2 | | |
| | 100 | 98 | | |

**Calibration Check**

Time Start 1220 Time Finish 1230

| Parameter | Standard | Calibration Value | Calibration Solution Temperature (°C) | Acceptance Criteria | Reference |
|---|---|---|---|---|---|
| pH (SU) | 4.00 | 4.00 | 9.7 | ± 0.1 | GWMP |
| pH (SU) | 7.00 | 7.06 | 8.9 | ± 0.1 | GWMP |
| pH (SU) | 10.00 | 10.10 | 8.2 | ± 0.1 | GWMP |
| Specific Conductance (µS/cm) | 1,413 | 1422 | 8.6 | ± 10% of standard | EPA 2023 |

| | Standard | Calibration Value | Acceptance Criteria | Reference |
|---|---|---|---|---|
| Turbidity (NTU) | 0 | 0.33 | ± 10% of standard | EPA 2023 |
| | 10 | 10.3 | | |
| | 20 | 19.8 | | |
| | 100 | 101 | | |

# Field Instrumentation Calibration Form

ATLANTIC COAST CONSULTING, INC.

Site Name: Wansley LF/AP

Date: 1/22/26

Calibrated By: H. Auld

Field Conditions: mist 43°

| Instrument | Manufactuer/ Model | Serial Number |
|---|---|---|
| Water Quality Meter | HydroTroll 500 | 1235083 |
| Turbidity Meter | HACH 2100Q | 22090D0000 86 |

| Calibration Standard Information | | | | |
|---|---|---|---|---|
| Parameter | Standard | Lot # | Date of Expiration | Brand |
| D.O. (%) | N/A | DI $H_2O$ | N/A | N/A |
| pH (SU) | 4.00 | 4GI1219 | 09/26 | PINE |
| pH (SU) | 7.00 | 4GD1667 | 04/26 | PINE |
| pH (SU) | 10.00 | 4GC0600 | 03/26 | PINE |
| Specific Conductance (µS/cm) | 1,413 | 5GI0959 | 09/26 | PINE |
| ORP (mV) | 240.0 | 5GI0371 | 06/26 | PINE |

| | Standard | Lot # | Date of Expiration | Brand |
|---|---|---|---|---|
| Turbidity (NTU) | 0 | DI $H_2O$ | N/A | N/A |
| | 10 | A5203 | 11/26 | HACH |
| | 20 | A4290 | 01/26 | HACH |
| | 100 | A4284 | 01/26 | HACH |

**Calibration**

Time Start: 0845 Time Finish: 0900

| Parameter | Standard | Calibration Value | Calibration Solution Temperature (°C) | Acceptance Criteria | Reference |
|---|---|---|---|---|---|
| D.O. (%) | N/A | 100 | 7.5 | ± 10% | EPA 2023 |
| pH (SU) | 4.00 | 4.00 | 7.9 | ± 0.1 | GWMP |
| pH (SU) | 7.00 | 7.06 | 7.6 | ± 0.1 | GWMP |
| pH (SU) | 10.00 | 10.10 | 7.5 | ± 0.1 | GWMP |
| Specific Conductance (µS/cm) | 1,413 | 1413 | 7.6 | ± 10% of standard | NA |
| ORP (mV) | 240.0 | 252 | 7.7 | ± 10 | EPA 2023 |

| | Standard | Calibration Value | Acceptance Criteria | Reference |
|---|---|---|---|---|
| Turbidity (NTU) | 0 | 0.25 | ± 10% of standard | EPA 2023 |
| | 10 | 10.3 | | |
| | 20 | 20.4 | | |
| | 100 | 97 | | |

**Calibration Check**

Time Start Time Finish

| Parameter | Standard | Calibration Value | Calibration Solution Temperature (°C) | Acceptance Criteria | Reference |
|---|---|---|---|---|---|
| pH (SU) | 4.00 | | | ± 0.1 | GWMP |
| pH (SU) | 7.00 | | | ± 0.1 | GWMP |
| pH (SU) | 10.00 | | | ± 0.1 | GWMP |
| Specific Conductance (µS/cm) | 1,413 | | | ± 10% of standard | EPA 2023 |

| | Standard | Calibration Value | Acceptance Criteria | Reference |
|---|---|---|---|---|
| Turbidity (NTU) | 0 | | ± 10% of standard | EPA 2023 |
| | 10 | | | |
| | 20 | | | |
| | 100 | | | |

# Field Instrumentation Calibration Form

ATLANTIC COAST CONSULTING, INC.

Site Name: Wansley LF

Date: 1/20/26

Calibrated By: C. Hlumke

Field Conditions: Sunny, 30's

| Instrument | Manufactuer/ Model | Serial Number |
|---|---|---|
| Water Quality Meter | Aqua troll 500 | 1183949 |
| Turbidity Meter | Hach/2100Q | 24010D000 462 |

| Calibration Standard Information | | | | |
|---|---|---|---|---|
| Parameter | Standard | Lot # | Date of Expiration | Brand |
| D.O. (%) | N/A | DI $H_2O$ | N/A | N/A |
| pH (SU) | 4.00 | 5GA0869 | 1/27 | PINE |
| pH (SU) | 7.00 | 4GL1064 | 12/26 | PINE |
| pH (SU) | 10.00 | 5GA0867 | 1/27 | PINE |
| Specific Conductance (µS/cm) | 1,413 | 5GA0907 | 9/26 | PINE |
| ORP (mV) | 240.0 | 5GF0371 | 6/26 | PINE |

| | Standard | Lot # | Date of Expiration | Brand |
|---|---|---|---|---|
| Turbidity (NTU) | 0 | DI $H_2O$ | N/A | N/A |
| | 10 | A5083 | 6/26 | HACH |
| | 20 | A5092 | 7/26 | HACH |
| | 100 | A5081 | 6/26 | HACH |

| Calibration | | | | | |
|---|---|---|---|---|---|
| Time Start: 1030 | | Time Finish: 1055 | | | |
| Parameter | Standard | Calibration Value | Calibration Solution Temperature (°C) | Acceptance Criteria | Reference |
| D.O. (%) | N/A | 100.0 | 7.96 | ± 10% | EPA 2023 |
| pH (SU) | 4.00 | 4.00 | 11.68 | ± 0.1 | GWMP |
| pH (SU) | 7.00 | 7.04 | 15.04 | ± 0.1 | GWMP |
| pH (SU) | 10.00 | 10.11 | 14.66 | ± 0.1 | GWMP |
| Specific Conductance (µS/cm) | 1,413 | 1413 | 10.73 | ± 10% of standard | NA |
| ORP (mV) | 240.0 | 249.9 | 9.09 | ± 10 | EPA 2023 |

| | Standard | Calibration Value | Acceptance Criteria | Reference |
|---|---|---|---|---|
| Turbidity (NTU) | 0 | 0.38 | ± 10% of standard | EPA 2023 |
| | 10 | 10.10 | | |
| | 20 | 19.80 | | |
| | 100 | 99.8 | | |

| Calibration Check | | | | | |
|---|---|---|---|---|---|
| Time Start | | Time Finish | | | |
| Parameter | Standard | Calibration Value | Calibration Solution Temperature (°C) | Acceptance Criteria | Reference |
| pH (SU) | 4.00 | | | ± 0.1 | GWMP |
| pH (SU) | 7.00 | | | ± 0.1 | GWMP |
| pH (SU) | 10.00 | | | ± 0.1 | GWMP |
| Specific Conductance (µS/cm) | 1,413 | | | ± 10% of standard | EPA 2023 |

| | Standard | Calibration Value | Acceptance Criteria | Reference |
|---|---|---|---|---|
| Turbidity (NTU) | 0 | | ± 10% of standard | EPA 2023 |
| | 10 | | | |
| | 20 | | | |
| | 100 | | | |

# Field Instrumentation Calibration Form

ATLANTIC COAST CONSULTING, INC.

Site Name: Wansley LF

Date: 1/20/26

Calibrated By: C. Hlamke

Field Conditions: Sunny, 40's

| Instrument | Manufactuer/ Model | Serial Number |
|---|---|---|
| Water Quality Meter | Aquaprobe 400 | |
| Turbidity Meter | Hach / 2100Q | 24010D000462 |

**Calibration Standard Information**

| Parameter | Standard | Lot # | Date of Expiration | Brand |
|---|---|---|---|---|
| D.O. (%) | N/A | DI $H_2O$ | N/A | N/A |
| pH (SU) | 4.00 | 5GA0869 | 1/27 | PINE |
| pH (SU) | 7.00 | 5GB0631 | 11/27 | PINE |
| pH (SU) | 10.00 | 5GA0867 | 1/27 | PINE |
| Specific Conductance (µS/cm) | 1,413 | 5G10959 | 9/26 | PINE |
| ORP (mV) | 240.0 | 5GI0371 | 6/26 | PINE |

| | Standard | Lot # | Date of Expiration | Brand |
|---|---|---|---|---|
| Turbidity (NTU) | 0 | DI $H_2O$ | N/A | N/A |
| | 10 | A5083 | 6/26 | HACH |
| | 20 | A5092 | 7/26 | HACH |
| | 100 | A5081 | 6/26 | HACH |

**Calibration**

Time Start: 1400 Time Finish: 1430

| Parameter | Standard | Calibration Value | Calibration Solution Temperature (°C) | Acceptance Criteria | Reference |
|---|---|---|---|---|---|
| D.O. (%) | N/A | 100.0 | 21.45 | ± 10% | EPA 2023 |
| pH (SU) | 4.00 | 4.00 | 16.99 | ± 0.1 | GWMP |
| pH (SU) | 7.00 | 7.04 | 14.55 | ± 0.1 | GWMP |
| pH (SU) | 10.00 | 10.11 | 14.80 | ± 0.1 | GWMP |
| Specific Conductance (µS/cm) | 1,413 | 1413 | 14.03 | ± 10% of standard | NA |
| ORP (mV) | 240.0 | 243.1 | 14.16 | ± 10 | EPA 2023 |

| | Standard | Calibration Value | Acceptance Criteria | Reference |
|---|---|---|---|---|
| Turbidity (NTU) | 0 | 0.42 | ± 10% of standard | EPA 2023 |
| | 10 | 10.1 | | |
| | 20 | 20.8 | | |
| | 100 | 103.0 | | |

**Calibration Check**

Time Start Time Finish

| Parameter | Standard | Calibration Value | Calibration Solution Temperature (°C) | Acceptance Criteria | Reference |
|---|---|---|---|---|---|
| pH (SU) | 4.00 | | | ± 0.1 | GWMP |
| pH (SU) | 7.00 | | | ± 0.1 | GWMP |
| pH (SU) | 10.00 | | | ± 0.1 | GWMP |
| Specific Conductance (µS/cm) | 1,413 | | | ± 10% of standard | EPA 2023 |

| | Standard | Calibration Value | Acceptance Criteria | Reference |
|---|---|---|---|---|
| Turbidity (NTU) | 0 | | ± 10% of standard | EPA 2023 |
| | 10 | | | |
| | 20 | | | |
| | 100 | | | |

# Field Instrumentation Calibration Form

ATLANTIC COAST CONSULTING, INC.

Site Name: Wansley LF

Date: 1/21/26

Calibrated By: C. Hlamke

Field Conditions: Sunny, 20's

| Instrument | Manufactuer/ Model | Serial Number |
|---|---|---|
| Water Quality Meter | aquaTrol 400 | 1080302 |
| Turbidity Meter | Hach/2100Q | 24010000462 |

**Calibration Standard Information**

| Parameter | Standard | Lot # | Date of Expiration | Brand |
|---|---|---|---|---|
| D.O. (%) | N/A | DI $H_2O$ | N/A | N/A |
| pH (SU) | 4.00 | 5GA0869 | 1/27 | PINE |
| pH (SU) | 7.00 | 5GH0631 | 1/27 | PINE |
| pH (SU) | 10.00 | 5G ~~10959~~ 10867 ~~9/26~~ 1/27 | | PINE |
| Specific Conductance (µS/cm) | 1,413 | 5G10959 | 9/26 | PINE |
| ORP (mV) | 240.0 | 5GI0371 | 6/26 | PINE |

| | Standard | Lot # | Date of Expiration | Brand |
|---|---|---|---|---|
| Turbidity (NTU) | 0 | DI $H_2O$ | N/A | N/A |
| | 10 | A5083 | 6/26 | HACH |
| | 20 | A5092 | 7/26 | HACH |
| | 100 | A5081 | 6/26 | HACH |

**Calibration**

Time Start: 0830 Time Finish: 0900

| Parameter | Standard | Calibration Value | Calibration Solution Temperature (°C) | Acceptance Criteria | Reference |
|---|---|---|---|---|---|
| D.O. (%) | N/A | 99.94 | 4.19 | ± 10% | EPA 2023 |
| pH (SU) | 4.00 | 4.00 | 3.95 | ± 0.1 | GWMP |
| pH (SU) | 7.00 | 7.06 | 4.38 | ± 0.1 | GWMP |
| pH (SU) | 10.00 | 10.14 | 4.48 | ± 0.1 | GWMP |
| Specific Conductance (µS/cm) | 1,413 | 1400 | 4.10 | ± 10% of standard | NA |
| ORP (mV) | 240.0 | 256.0 | 4.35 | ± 10 | EPA 2023 |

| | Standard | Calibration Value | Acceptance Criteria | Reference |
|---|---|---|---|---|
| Turbidity (NTU) | 0 | 0.33 | ± 10% of standard | EPA 2023 |
| | 10 | 10.2 | | |
| | 20 | 20.3 | | |
| | 100 | 102 | | |

**Calibration Check**

Time Start 1255 Time Finish 1305

| Parameter | Standard | Calibration Value | Calibration Solution Temperature (°C) | Acceptance Criteria | Reference |
|---|---|---|---|---|---|
| pH (SU) | 4.00 | 4.05 | 11.34 | ± 0.1 | GWMP |
| pH (SU) | 7.00 | 7.02 | 8.46 | ± 0.1 | GWMP |
| pH (SU) | 10.00 | 10.00 | 9.23 | ± 0.1 | GWMP |
| Specific Conductance (µS/cm) | 1,413 | 1416 | 7.94 | ± 10% of standard | EPA 2023 |

| | Standard | Calibration Value | Acceptance Criteria | Reference |
|---|---|---|---|---|
| Turbidity (NTU) | 0 | 0.37 | ± 10% of standard | EPA 2023 |
| | 10 | 10.4 | | |
| | 20 | 20.9 | | |
| | 100 | 102 | | |

# Field Instrumentation Calibration Form

ATLANTIC COAST CONSULTING, INC.

Site Name: Wansley LF

Date: 1/22/26

Calibrated By: C. Hamre

Field Conditions: Cloudy, 45

| Instrument | Manufactuer/ Model | Serial Number |
|---|---|---|
| Water Quality Meter | Aqua Troll/400 | 1283493 |
| Turbidity Meter | Hach/2100Q | 2401000462 |

**Calibration Standard Information**

| Parameter | Standard | Lot # | Date of Expiration | Brand |
|---|---|---|---|---|
| D.O. (%) | N/A | DI $H_2O$ | N/A | N/A |
| pH (SU) | 4.00 | 5GA0869 | 1/27 | PINE |
| pH (SU) | 7.00 | 5GK0631 | 1/27 | PINE |
| pH (SU) | 10.00 | 5G0867 | 1/27 | PINE |
| Specific Conductance (µS/cm) | 1,413 | 5G10959 | 9/26 | PINE |
| ORP (mV) | 240.0 | 5G1037 | 6/26 | PINE |

| | Standard | Lot # | Date of Expiration | Brand |
|---|---|---|---|---|
| Turbidity (NTU) | 0 | DI $H_2O$ | N/A | N/A |
| | 10 | A5083 | 6/26 | HACH |
| | 20 | A5092 | 7/26 | HACH |
| | 100 | A5081 | 6/26 | HACH |

**Calibration**

Time Start: 0830 Time Finish: 0855

| Parameter | Standard | Calibration Value | Calibration Solution Temperature (°C) | Acceptance Criteria | Reference |
|---|---|---|---|---|---|
| D.O. (%) | N/A | 100.0 | 7.69 | ± 10% | EPA 2023 |
| pH (SU) | 4.00 | 4.00 | 9.04 | ± 0.1 | GWMP |
| pH (SU) | 7.00 | 7.06 | 9.45 | ± 0.1 | GWMP |
| pH (SU) | 10.00 | 10.14 | 9.35 | ± 0.1 | GWMP |
| Specific Conductance (µS/cm) | 1,413 | 1408 | 9.42 | ± 10% of standard | NA |
| ORP (mV) | 240.0 | 249.5 | 9.44 | ± 10 | EPA 2023 |

| | Standard | Calibration Value | Acceptance Criteria | Reference |
|---|---|---|---|---|
| Turbidity (NTU) | 0 | 0.37 | ± 10% of standard | EPA 2023 |
| | 10 | 10.0 | | |
| | 20 | 20.3 | | |
| | 100 | 99.4 | | |

**Calibration Check**

Time Start 1340 Time Finish 1350

| Parameter | Standard | Calibration Value | Calibration Solution Temperature (°C) | Acceptance Criteria | Reference |
|---|---|---|---|---|---|
| pH (SU) | 4.00 | 4.00 | 9.09 | ± 0.1 | GWMP |
| pH (SU) | 7.00 | 7.06 | 9.09 | ± 0.1 | GWMP |
| pH (SU) | 10.00 | 10.14 | 9.14 | ± 0.1 | GWMP |
| Specific Conductance (µS/cm) | 1,413 | 1410 | 9.14 | ± 10% of standard | EPA 2023 |

| | Standard | Calibration Value | Acceptance Criteria | Reference |
|---|---|---|---|---|
| Turbidity (NTU) | 0 | 0.41 | ± 10% of standard | EPA 2023 |
| | 10 | 10.5 | | |
| | 20 | 21.0 | | |
| | 100 | 103 | | |

# Field Instrumentation Calibration Form

ATLANTIC COAST CONSULTING, INC.

Site Name: Plant Wansky LF

Date: 1-20-2026

Calibrated By: T. Gobie

Field Conditions: Clear 35°F

| Instrument | Manufactuer/ Model | Serial Number |
|---|---|---|
| Water Quality Meter | AquaTroll | 1283493 |
| Turbidity Meter | HACH 2020Q | 2-010D000439 |

**Calibration Standard Information**

| Parameter | Standard | Lot # | Date of Expiration | Brand |
|---|---|---|---|---|
| D.O. (%) | N/A | DI $H_2O$ | N/A | N/A |
| pH (SU) | 4.00 | 24021650 | 9/26 | PINE |
| pH (SU) | 7.00 | 24021711 | 9/26 | PINE |
| pH (SU) | 10.00 | 24022784 | 9/26 | PINE |
| Specific Conductance (µS/cm) | ~~1,413~~ 4490 | 24021650 | 9/26 | PINE |
| ORP (mV) | ~~240.0~~ 228 | 24020398 | 9/26 | PINE |

| | Standard | Lot # | Date of Expiration | Brand |
|---|---|---|---|---|
| Turbidity (NTU) | 0 | DI $H_2O$ | N/A | N/A |
| | 10 | A5083 | 6/26 | HACH |
| | 20 | A5092 | 7/26 | HACH |
| | 100 | A5081 | 6/26 | HACH |

**Calibration**

Time Start: 1035 Time Finish: 1055

| Parameter | Standard | Calibration Value | Calibration Solution Temperature (°C) | Acceptance Criteria | Reference |
|---|---|---|---|---|---|
| D.O. (%) | N/A | 10.09 | 101.2 | ± 10% | EPA 2023 |
| pH (SU) | 4.00 | 4.00 | 16.48 | ± 0.1 | GWMP |
| pH (SU) | 7.00 | 7.04 | 15.22 | ± 0.1 | GWMP |
| pH (SU) | 10.00 | 10.11 | 14.97 | ± 0.1 | GWMP |
| Specific Conductance (µS/cm) | ~~1,413~~ 4490 | 5001 | 16.54 | ± 10% of standard | NA |
| ORP (mV) | ~~240.0~~ 228 | 234.7 | 13.96 | ± 10 | EPA 2023 |

| | Standard | Calibration Value | Acceptance Criteria | Reference |
|---|---|---|---|---|
| Turbidity (NTU) | 0 | 0.24 | ± 10% of standard | EPA 2023 |
| | 10 | 10.2 | | |
| | 20 | 18.4 | | |
| | 100 | 100 | | |

**Calibration Check**

Time Start Time Finish

| Parameter | Standard | Calibration Value | Calibration Solution Temperature (°C) | Acceptance Criteria | Reference |
|---|---|---|---|---|---|
| pH (SU) | 4.00 | | | ± 0.1 | GWMP |
| pH (SU) | 7.00 | | | ± 0.1 | GWMP |
| pH (SU) | 10.00 | | | ± 0.1 | GWMP |
| Specific Conductance (µS/cm) | 1,413 | | | ± 10% of standard | EPA 2023 |

| | Standard | Calibration Value | Acceptance Criteria | Reference |
|---|---|---|---|---|
| Turbidity (NTU) | 0 | | ± 10% of standard | EPA 2023 |
| | 10 | | | |
| | 20 | | | |
| | 100 | | | |

# Field Instrumentation Calibration Form

ATLANTIC COAST CONSULTING, INC.

Site Name: Plant Wansley LF

Date: 1-21-26

Calibrated By: T. Gobie

Field Conditions: Clear 28°F

| Instrument | Manufactuer/ Model | Serial Number |
|---|---|---|
| Water Quality Meter | Aqua Troll | 1283493 |
| Turbidity Meter | HACH 2000Q | 24010120024 59 |

| Calibration Standard Information | | | | |
|---|---|---|---|---|
| Parameter | Standard | Lot # | Date of Expiration | Brand |
| D.O. (%) | N/A | DI $H_2O$ | N/A | N/A |
| pH (SU) | 4.00 | 24021650 | 9/26 | PINE |
| pH (SU) | 7.00 | 24021711 | 9/26 | PINE |
| pH (SU) | 10.00 | 24022784 | 9/26 | PINE |
| Specific Conductance (µS/cm) | ~~1,413~~ 4490 | 24021650 | 9/26 | PINE |
| ORP (mV) | 240.0226 | 24020598 | 9/26 | PINE |

| | Standard | Lot # | Date of Expiration | Brand |
|---|---|---|---|---|
| Turbidity (NTU) | 0 | DI $H_2O$ | N/A | N/A |
| | 10 | A5083 | 6/26 | HACH |
| | 20 | A5092 | 7/26 | HACH |
| | 100 | A5081 | 6/26 | HACH |

| Calibration | | | | | |
|---|---|---|---|---|---|
| Time Start: 0815 | | Time Finish: 0840 | | | |
| Parameter | Standard | Calibration Value | Calibration Solution Temperature (°C) | Acceptance Criteria | Reference |
| D.O. (%) | N/A | 100.4 | 3.59 | ± 10% | EPA 2023 |
| pH (SU) | 4.00 | 4.00 | 1.88 | ± 0.1 | GWMP |
| pH (SU) | 7.00 | 7.06 | 3.22 | ± 0.1 | GWMP |
| pH (SU) | 10.00 | 10.14 | 3.92 | ± 0.1 | GWMP |
| Specific Conductance (µS/cm) | ~~1,413~~ 4490 | 4582 | 1.82 | ± 10% of standard | NA |
| ORP (mV) | 240.0228 | 247.0 | 4.14 | ± 10 | EPA 2023 |

| | Standard | Calibration Value | Acceptance Criteria | Reference |
|---|---|---|---|---|
| Turbidity (NTU) | 0 | 0.33 | ± 10% of standard | EPA 2023 |
| | 10 | 10.2 | | |
| | 20 | 20.2 | | |
| | 100 | 109 | | |

| Calibration Check | | | | | |
|---|---|---|---|---|---|
| Time Start 1230 | | Time Finish 1245 | | | |
| Parameter | Standard | Calibration Value | Calibration Solution Temperature (°C) | Acceptance Criteria | Reference |
| pH (SU) | 4.00 | 4.00 | 10.32 | ± 0.1 | GWMP |
| pH (SU) | 7.00 | 7.06 | 9.73 | ± 0.1 | GWMP |
| pH (SU) | 10.00 | 10.14 | 9.03 | ± 0.1 | GWMP |
| Specific Conductance (µS/cm) | ~~1,413~~ 4490 | 4296 | 10.30 | ± 10% of standard | EPA 2023 |

Performed re-cal

| | Standard | Calibration Value | Acceptance Criteria | Reference |
|---|---|---|---|---|
| Turbidity (NTU) | 0 | 0.26 | ± 10% of standard | EPA 2023 |
| | 10 | 10.8 | | |
| | 20 | 21.8 | | |
| | 100 | 109 | | |

# Well Inspection

Site Name: Plant Wansley CCR Landfill

Date: 1/20/2026

Permit Number: 074-005D(CCR)

Field Conditions: Clear, 38º F

| Well ID: | Location/Identification | | | |
|---|---|---|---|---|
| | Visible and accessible | Properly identified with correct well ID | Located in high traffic area; does the well require protection from traffic | Acceptable drainage around well (no standing water, not located in obvious drainage flow path) |
| GWA-1 | YES | YES | NO | YES |
| GWA-2 | YES | YES | NO | YES |
| GWA-3 | YES | YES | NO | YES |
| GWA-4 | YES | YES | NO | YES |
| GWC-5 | YES | YES | NO | YES |
| GWC-6 | YES | YES | NO | YES |
| GWC-7 | YES | YES | NO | YES |
| GWC-8 | YES | YES | NO | YES |
| GWC-9 | YES | YES | NO | YES |
| GWC-10 | YES | YES | NO | YES |
| GWC-11 | YES | YES | NO | YES |
| GWC-12 | YES | YES | NO | YES |
| GWC-13 | YES | YES | NO | YES |
| GWC-14 | YES | YES | NO | YES |
| GWC-15 | YES | YES | NO | YES |
| GWC-16 | YES | YES | NO | YES |
| GWC-17 | YES | YES | NO | YES |
| GWC-18 | YES | YES | NO | YES |
| GWC-19 | YES | YES | NO | YES |
| GWC-20 | YES | YES | NO | YES |
| GWC-21 | YES | YES | NO | YES |
| GWC-22 | YES | YES | NO | YES |
| GWC-23 | YES | YES | NO | YES |
| GWC-24 | YES | YES | NO | YES |
| GWC-25 | YES | YES | NO | YES |
| GWC-26 | YES | YES | NO | YES |
| GWC-27 | YES | YES | NO | YES |
| GWA-28 | YES | YES | NO | YES |
| GWA-29 | YES | YES | NO | YES |
| GWC-30 | YES | YES | NO | YES |
| GWC-31 | YES | YES | NO | YES |
| GWC-32 | YES | YES | NO | YES |
| GWC-33 | YES | YES | NO | YES |
| GWC-34 | YES | YES | NO | YES |
| GWC-35 | YES | YES | NO | YES |
| | | | | |
| | | | | |

## Well Inspection

Site Name: Plant Wansley CCR Landfill

Date: 1/20/2026

Permit Number: 074-005D(CCR)

Field Conditions: Clear, 38º F

| Well ID: | Protective Casing | | | | |
|---|---|---|---|---|---|
| | Free from apparent damage and able to be secured | No degradation or deterioration | Functioning weep hole | Annular space clear of debris and water, or filled with pea gravel/sand | Locked and is the lock in good condition |
| GWA-1 | YES | YES | YES | YES | YES |
| GWA-2 | YES | YES | YES | YES | YES |
| GWA-3 | YES | YES | YES | YES | YES |
| GWA-4 | YES | YES | YES | YES | YES |
| GWC-5 | YES | YES | YES | YES | YES |
| GWC-6 | YES | YES | YES | YES | YES |
| GWC-7 | YES | YES | YES | YES | YES |
| GWC-8 | YES | YES | YES | YES | YES |
| GWC-9 | YES | YES | YES | YES | YES |
| GWC-10 | YES | YES | YES | YES | YES |
| GWC-11 | YES | YES | YES | YES | YES |
| GWC-12 | YES | YES | YES | YES | YES |
| GWC-13 | YES | YES | YES | YES | YES |
| GWC-14 | YES | YES | YES | YES | YES |
| GWC-15 | YES | YES | YES | YES | YES |
| GWC-16 | YES | YES | YES | YES | YES |
| GWC-17 | YES | YES | YES | YES | YES |
| GWC-18 | YES | YES | YES | YES | YES |
| GWC-19 | YES | YES | YES | YES | YES |
| GWC-20 | YES | YES | YES | YES | YES |
| GWC-21 | YES | YES | YES | YES | YES |
| GWC-22 | YES | YES | YES | YES | YES |
| GWC-23 | YES | YES | YES | YES | YES |
| GWC-24 | YES | YES | YES | YES | YES |
| GWC-25 | YES | YES | YES | YES | YES |
| GWC-26 | YES | YES | YES | YES | YES |
| GWC-27 | YES | YES | YES | YES | YES |
| GWA-28 | YES | YES | YES | YES | YES |
| GWA-29 | YES | YES | YES | YES | YES |
| GWC-30 | YES | YES | YES | YES | YES |
| GWC-31 | YES | YES | YES | YES | YES |
| GWC-32 | YES | YES | YES | YES | YES |
| GWC-33 | YES | YES | YES | YES | YES |
| GWC-34 | YES | YES | YES | YES | YES |
| GWC-35 | YES | YES | YES | YES | YES |
| | | | | | |
| | | | | | |

## Well Inspection

Site Name: Plant Wansley CCR Landfill

Date: 1/20/2026

Permit Number: 074-005D(CCR)

Field Conditions: Clear, 38º F

| Well ID: | Surface Pad | | | Internal Casing | | |
|---|---|---|---|---|---|---|
| | Good condition (not cracked/ broken) | Sloped away from the protective casing | In complete contact with the ground surface and stable | Cap prevents entry of foreign material into the well | Free of kinks/bends, or any obstructions from foreign objects (such as bailers) | Properly vented for equilibration of air pressure |
| GWA-1 | YES | YES | YES | YES | YES | YES |
| GWA-2 | YES | YES | YES | YES | YES | YES |
| GWA-3 | YES | YES | YES | YES | YES | YES |
| GWA-4 | YES | YES | YES | YES | YES | YES |
| GWC-5 | YES | YES | YES | YES | YES | YES |
| GWC-6 | YES | YES | YES | YES | YES | YES |
| GWC-7 | YES | YES | YES | YES | YES | YES |
| GWC-8 | YES | YES | YES | YES | YES | YES |
| GWC-9 | YES | YES | YES | YES | YES | YES |
| GWC-10 | YES | YES | YES | YES | YES | YES |
| GWC-11 | YES | YES | YES | YES | YES | YES |
| GWC-12 | YES | YES | YES | YES | YES | YES |
| GWC-13 | YES | YES | YES | YES | YES | YES |
| GWC-14 | YES | YES | YES | YES | YES | YES |
| GWC-15 | YES | YES | YES | YES | YES | YES |
| GWC-16 | YES | YES | YES | YES | YES | YES |
| GWC-17 | YES | YES | YES | YES | YES | YES |
| GWC-18 | YES | YES | YES | YES | YES | YES |
| GWC-19 | YES | YES | YES | YES | YES | YES |
| GWC-20 | YES | YES | YES | YES | YES | YES |
| GWC-21 | YES | YES | YES | YES | YES | YES |
| GWC-22 | YES | YES | YES | YES | YES | YES |
| GWC-23 | YES | YES | YES | YES | YES | YES |
| GWC-24 | YES | YES | YES | YES | YES | YES |
| GWC-25 | YES | YES | YES | YES | YES | YES |
| GWC-26 | YES | YES | YES | YES | YES | YES |
| GWC-27 | YES | YES | YES | YES | YES | YES |
| GWA-28 | YES | YES | YES | YES | YES | YES |
| GWA-29 | YES | YES | YES | YES | YES | YES |
| GWC-30 | YES | YES | YES | YES | YES | YES |
| GWC-31 | YES | YES | YES | YES | YES | YES |
| GWC-32 | YES | YES | YES | YES | YES | YES |
| GWC-33 | YES | YES | YES | YES | YES | YES |
| GWC-34 | YES | YES | YES | YES | YES | YES |
| GWC-35 | YES | YES | YES | YES | YES | YES |
| | | | | | | |
| | | | | | | |

## Well Inspection

Site Name: Plant Wansley CCR Landfill

Date: 1/20/2026

Permit Number: 074-005D(CCR)

Field Conditions: Clear, 38º F

| Well ID: | Corrective actions as needed, by date: |
|---|---|
| GWA-1 | |
| GWA-2 | |
| GWA-3 | |
| GWA-4 | |
| GWC-5 | |
| GWC-6 | |
| GWC-7 | |
| GWC-8 | |
| GWC-9 | |
| GWC-10 | |
| GWC-11 | |
| GWC-12 | |
| GWC-13 | |
| GWC-14 | |
| GWC-15 | |
| GWC-16 | |
| GWC-17 | |
| GWC-18 | |
| GWC-19 | |
| GWC-20 | |
| GWC-21 | |
| GWC-22 | |
| GWC-23 | |
| GWC-24 | |
| GWC-25 | |
| GWC-26 | |
| GWC-27 | |
| GWA-28 | |
| GWA-29 | |
| GWC-30 | |
| GWC-31 | |
| GWC-32 | |
| GWC-33 | |
| GWC-34 | |
| GWC-35 | |
| | |
| | |

# APPENDIX B

# WELL ABANDONMENT AND INSTALLATION REPORT

*Prepared for*

**Georgia Power Company**
241 Ralph McGill Blvd NE
Atlanta, Georgia 30308

# WELL ABANDONMENT, DESIGN, INSTALLATION, AND DEVELOPMENT REPORT

## PLANT WANSLEY CCR LANDFILL

*Prepared by*

Geosyntec consultants

engineers | scientists | innovators

1255 Roberts Boulevard, Suite 200
Kennesaw, Georgia 30144

Project Number 26003370

June 2026

## CERTIFICATION PAGE

I hereby certify that this *Well Abandonment, Design, Installation, and Development Report – Plant Wansley CCR Landfill* has been prepared by, or under the direct supervision of, a Qualified Groundwater Scientist with Geosyntec Consultants, Inc. and is in compliance with the United States Environmental Protection Agency Coal Combustion Residual Rule [40 Code of Federal Regulations 257 Subpart D], specifically §257.91(e)(1), and the Georgia Environmental Protection Division Rules for Solid Waste Management 391-3-4-.10.

According to 391-3-4-.01, a Qualified Groundwater Scientist is "a professional engineer or geologist registered to practice in Georgia who has received a baccalaureate or post-graduate degree in the natural sciences or engineering and has sufficient training and experience in groundwater hydrology and related fields that enable individuals to make sound professional judgments regarding groundwater monitoring, contaminant fate and transport, and corrective action."

_____

Date: June 26, 2026
Dalton Kegley, P.G.
Georgia Professional Geologist No. 2486
*Project Geologist*
*Geosyntec Consultants*

# TABLE OF CONTENTS

1. INTRODUCTION ..... 1

2. WELL ABANDONMENT ..... 2

3. DRILLING AND WELL INSTALLATION ..... 3
   - 3.1 Drilling Method ..... 3
   - 3.2 Screened Interval ..... 3
   - 3.3 Well Casings and Screens ..... 3
   - 3.4 Well Intake Design ..... 4
   - 3.5 Filter Pack ..... 4
   - 3.6 Annular Seal ..... 5
   - 3.7 Cap and Protective Casing ..... 5

4. WELL DEVELOPMENT ..... 6

5. SURVEY ..... 7

6. REFERENCES ..... 8

## LIST OF TABLES

Table 1 Summary of Well Abandonment Details
Table 2 Summary of Well Construction Details

## LIST OF FIGURES

Figure 1 Well Abandonment Locations
Figure 2 Well Installation Locations

## LIST OF APPENDICES


| | |
|---|---|
| Appendix A | Well Abandonment Forms |
| Appendix B | Well Driller Performance Bonds |
| Appendix C | Boring and Well Construction Logs |
| Appendix D | Well Development and Equipment Calibration Forms |
| Appendix E | Certified Well Survey Data |

# LIST OF ACRONYMS

| | |
|---|---|
| ACC | Atlantic Coast Consulting |
| ASTM | American Society for Testing and Materials |
| Cascade | Cascade Drilling, Inc. |
| CCR | Coal Combustion Residual |
| CFR | Code of Federal Regulations |
| DO | dissolved oxygen |
| GA EPD | Georgia Environmental Protection Division |
| Georgia Power | Georgia Power Company |
| Geosyntec | Geosyntec Consultants, Inc. |
| NAD | North American Datum |
| NAVD | North American Vertical Datum |
| NSF | National Sanitation Foundation |
| OCGA | Official Code of Georgia Annotated |
| ORP | oxygen reduction potential |
| PG | professional geologist |
| PVC | polyvinyl chloride |
| PWR | partially weathered rock |
| SESD | Science and Ecosystem Support Division |
| TOC | top of casing |
| US EPA | United States Environmental Protection Agency |

# 1. INTRODUCTION

This report details modifications to the groundwater well network at the Coal Combustion Residuals (CCR) Landfill as the footprint is expanded for the construction of an additional Landfill cell (Cell 4) between existing Cells 2 and 3. This report documents the abandonment of fourteen (14) detection monitoring wells (wells) and the design, installation, and development of eleven (11) detection monitoring wells at Georgia Power Company (Georgia Power) Plant Wansley CCR Landfill.

The well abandonments and installations were completed to meet the requirements promulgated in the United States Environmental Protection Agency (US EPA) CCR rule [40 Code of Federal Regulations (CFR) Part 257, Subpart D], specifically 40 CFR §257.91(e)(1) and Georgia Environmental Protection Division (GA EPD) Rules for Solid Waste Management 391-3-4-.10.

The locations of the abandoned monitoring wells are shown on **Figure 1**, and the locations of the newly installed detection monitoring wells are shown on **Figure 2.**

## 2. WELL ABANDONMENT

A total of 14 wells (GWA-2 through GWA-4, GWC-5 through GWC-9, GWC-24, GWC-25, GWC-31, and GWC-33 through GWC-35) were abandoned from March 9 to April 2, 2026, by Cascade Drilling, Inc. of Memphis, Tennessee (Cascade) to facilitate construction activities near the landfill. The work was completed under the supervision of a Geosyntec Consultants, Inc. (Geosyntec) staff member with direction and oversight from a Geosyntec professional geologist licensed in the State of Georgia and performed by a Georgia-licensed well driller.

The locations of the abandoned wells are presented on **Figure 1**, and the well construction, water levels, and abandonment dates are summarized in **Table 1**. The wells were constructed of 2-inch diameter polyvinyl chloride (PVC) well screen and riser installed in a 6-inch diameter borehole. The wells were screened in saprolite, partially weathered rock (PWR), and bedrock. The water level and total well depth were measured prior to abandonment at each location.

The wells located within or in close proximity to the future Cell 4 limits of waste were abandoned by tremie-grouting a cement/bentonite mixture into the well casing and screen, ensuring the grout reached the top of the PVC casing. After the well casings were grouted, the wells were over drilled to the bottom of the original borehole. The borehole was then filled with a non-shrinking cement/bentonite grout mixture via tremie pipe to within 10 feet of the bottom of the compacted clay liner. The remaining borehole was filled with hydrated 3/8-inch, uncoated bentonite chips. Wells GWC-33, GWC-34, and GWC-35 had a ground elevation in excess of 10 feet below the proposed bottom of the compacted clay liner and thus were grouted to ground surface.

The wells located outside the future Cell 4 limits of waste were abandoned by tremie-grouting a cement/bentonite mixture into the well casing and screen, ensuring the grout reached the top of the PVC casing. After the well casings were grouted, the wells were over drilled to 10 feet beyond anticipated excavation depths, and the remaining borehole was filled with hydrated 3/8-inch, uncoated bentonite chips.

All well covers, concrete pads, and bollards were also removed at each well location. Well abandonment forms are provided in **Appendix A**.

# 3. DRILLING AND WELL INSTALLATION

Well installation was performed in general accordance with the *Georgia Water Well Standard Act* OCGA § 12-5-120 and SESDGUID-101-R2. Well drilling, installation, and surface completion activities were performed by Cascade. In accordance with the Georgia Water Well Standards Act, the driller was required to have an insurance bond on file with the State of Georgia at the time of drilling. A copy of this bond is provided in **Appendix B**. A geologist under the supervision of a professional geologist (PG) registered to practice in the State of Georgia, both of whom are employed with Geosyntec, documented the drilling and installation efforts to record observations, soil and rock descriptions, subsurface stratigraphy, water elevations, and other field activities.

The locations of the wells are shown on **Figure 2**. Well construction details are provided in **Table 2,** and boring and well construction data are included in **Appendix C**.

## 3.1 Drilling Method

The boreholes for GWA-2A through GWA-4A, GWC-24A, GWC-25A, GWC-31A, and GWC-36 through GWC-40 were advanced using rotasonic drilling techniques with continuous core collection. A track mounted Terra Sonic 150CC drill rig was used to install the borings for the wells, using a nominal 6-inch outer drill casing and a 4-inch diameter core barrel.

Drilling equipment was cleaned prior to mobilizing to the Site and between well locations. Care was taken so that the drilling methods did not introduce contamination of the groundwater from surface activities.

## 3.2 Screened Interval

Details regarding the well screened intervals are provided in **Table 2**. The wells are screened in the uppermost water bearing unit of the Site. Screened elevations across the new wells range from approximately 670.75 to 764.11 feet (referenced to the North American Vertical Datum of 1988 [NAVD]). Wells were constructed with a 10-foot well screen segment.

## 3.3 Well Casings and Screens

The wells are constructed of 2-inch inner diameter Schedule 40 PVC casing with flush-threaded fittings. The wells were installed with a 10-foot nominal length U-Pack® dual-wall screen with 0.010-inch slots. The casings and screens arrived pre-cleaned and

packaged by the manufacturer. The U-Pack screens were constructed onsite by packing sand between slotted PVC and the screen. Well construction materials are sufficiently durable to resist chemical and physical degradation and do not interfere with the quality of the groundwater. Casing and screens are flush-threaded. Solvent or glue was not used to construct the wells. The wells were completed with a 4-inch-long PVC sump attached to the bottom of the screen. The PVC products used were American Society for Testing and Materials (ASTM) and National Sanitation Foundation (NSF) rated. Details regarding well screening intervals are provided in **Table 2**.

## 3.4 Well Intake Design

The wells were designed and constructed to: (1) allow sufficient groundwater flow to the well for sampling (for performance monitoring and injection wells); (2) minimize the passage of formation materials (turbidity) into the well; and (3) ensure sufficient structural integrity to prevent collapse of the well. The annular space between the face of the formation and the screens was filled to minimize passage of formation materials into the well. A filter pack of clean, well-rounded, quartz sand was installed in each well. The 0.010-inch slot size was selected to minimize the inflow of formation material without impairing influent groundwater flow.

## 3.5 Filter Pack

Highly Pure Quartzite manufactured by Covia was used as the filter pack material for the well. The filter pack material meets the ASTM D5092 uniformity coefficient specification of 2.5 or less, with a uniformity coefficient of 1.5 or less.

Filter pack material was placed within the U-Pack dual-wall well screens and in the annular space between the outside of the U-Pack screen and borehole wall to ensure an adequate thickness of filter pack material between the wells and the formation. Placement of the filter pack between the borehole wall and PVC was placed via gravity-pouring. Filter pack material placed in the annular space outside of the well screens extended a minimum of 2 feet above the top of screens. No bridging occurred during filter pack placement at any of the well locations.

Upon placement of the filter pack, the wells were pumped with a submersible pump to ensure settlement of the filter pack. The top of filter pack depth was measured following pumping to ensure appropriate extension of filter sand above the screens. The depth of top of filter pack was measured and recorded on the well construction logs provided in **Appendix C**.

## 3.6 Annular Seal

A minimum of two feet of bentonite chips (1/2" bentonite pellets) were placed immediately above the filter pack by gravity-pouring into the annular space and hydrated per manufacture's specifications. A tremie pipe was used to probe the annular space to ensure that no bridging occurred. The bentonite was hydrated with potable water for a duration meeting the manufacture's specifications prior to grouting the remaining annulus.

The annulus above the bentonite seal were grouted with a cement/bentonite grout placed via tremie pipe (initial grouting) and direct pour methods (for topping off) from the top of the bentonite seal. During grouting, care was taken to assure that the bentonite seal was not disturbed by locating the base of the tremie pipe approximately 2 feet above the bentonite seal and injecting grout at low pressure/velocity. A cement apron 4-feet by 4-feet by 4-inches was poured around stickup casings at all locations. A metal survey pin was placed on the front side of the concrete pad, several inches from the well vault. The pads were mounded slightly outward to direct surface drainage away from the wells.

## 3.7 Cap and Protective Casing

The well risers were completed as stick-up locations fitted with a locking cap and a lockable cover. A one-quarter inch vent hole was drilled into the PVC riser pipe to provide an avenue for the escape of gas. The protective cap guards the casing from damage and the locking cap serves as a security device to prevent well tampering. Bollards were installed around the four corners of the concrete pad to protect the wells. A weep hole was drilled in the outer protective casing near the bottom above the concrete pad. Pea gravel was placed inside the protective casing between the riser pipe and the outer casing. The wells were clearly marked with the proper well identification number on the stand-up casing. Construction details are documented on the well construction logs provided in **Appendix C**.

# 4. WELL DEVELOPMENT

The newly installed wells were developed by Atlantic Coast Consulting (ACC) using a combination of surging and pumping to (i) restore the natural hydraulic conductivity of the formation, and (ii) remove fine-grained sediments to ensure low-turbidity groundwater samples. The wells were alternately surged and purged until visually clear of particulates. Turbidity, pH, temperature, specific conductivity, oxidation-reduction potential (ORP), and dissolved oxygen (DO) measurements were recorded to ensure that the well was fully developed, and field parameters were stabilized. The well development field forms provided by ACC are included in **Appendix D**.

## 5. SURVEY

Upon completion of the well installation, horizontal locations and vertical elevations of the newly installed detection monitoring wells were surveyed by Thompson Engineering, a Georgia-licensed surveyor and certified on April 29, 2026. The top of the PVC casing [top of casing (TOC) elevation] and the survey pin installed at the well pad were surveyed to within 0.5-foot horizontal accuracy and to 0.01-foot vertical accuracy. The horizontal location (i.e., northing and easting) was recorded in feet relative to the North American Datum of 1983 (NAD) with the vertical elevation recorded in feet relative to 1988 NAVD. Certified survey data is provided in the well construction table (**Table 2**). A copy of the certified survey data for the newly installed detection monitoring wells is provided in **Appendix E.**

## 6. REFERENCES

Official Code of Georgia Annotated, 1985. *OCGA § 12-5-120 through 138. Water Well Standards Act of 1985*.

United States Environmental Protection Agency. 2015. Federal Register. Volume 80. No. 74. Friday April 17, 2015. Part II. Environmental Protection Agency. 40 CFR Parts 257 and 261. Hazardous and Solid Waste Management System; Disposal of Coal Combustion Residuals from Electric Utilities; Final Rule. [EPA-HQ-RCRA–2009–0640; FRL–9919–44–OSWER]. RIN–2050–AE81, April 2015

United States Environmental Protection Agency. 2018. Region 4, Science and Ecosystem Support Division (SESD), *Guidance for the Design and Installation of Monitoring Wells*. SESDGUID-101-R2. January 16, 2018

# TABLES

# Table 1

Summary of Well Abandonment Details

Plant Wansley CCR Landfill, Heard and Carroll Counties, Georgia

| Well ID | Northing[1] | Easting[1] | Ground Surface Elevation (ft)[1] | Top of Casing Elevation (ft)[1] | Well Depth (ft bgs) | Depth to Water Prior To Abandonment (ft btoc) | Groundwater Elevation (ft) | Overdrill Depth (ft bgs) | Abandonment Date |
|---|---|---|---|---|---|---|---|---|---|
| **Within or in Close Proximity to the Proposed Cell 4 Limits of Waste** | | | | | | | | | |
| GWC-5 | 1237691.33 | 2026715.50 | 752.92 | 755.91 | 37.79 | 13.12 | 742.79 | 38 | 3/20/2026 |
| GWC-6 | 1237923.26 | 2027012.53 | 746.70 | 749.98 | 28.01 | 13.92 | 736.06 | 28 | 3/20/2026 |
| GWC-7 | 1238264.46 | 2027271.65 | 728.07 | 731.15 | 22.17 | 8.17 | 722.98 | 23 | 3/9/2026 |
| GWC-8 | 1238500.90 | 2027639.15 | 720.27 | 723.46 | 17.89 | 8.92 | 714.54 | 17 | 3/9/2026 |
| GWC-9 | 1238673.33 | 2027890.00 | 709.65 | 712.65 | 16.52 | 7.05 | 705.60 | 17 | 3/9/2026 |
| GWC-33 | 1238819.20 | 2026322.02 | 757.04 | 760.05 | 20.32 | 13.58 | 746.47 | 21 | 4/2/2026 |
| GWC-34 | 1238558.91 | 2026570.30 | 731.84 | 735.40 | 48.52 | 5.35 | 730.05 | 56 | 4/2/2026 |
| GWC-35 | 1238244.59 | 2026822.30 | 728.11 | 730.64 | 37.82 | 8.53 | 722.11 | 38 | 4/2/2026 |
| **Outside Proposed Cell 4 Limits of Waste** | | | | | | | | | |
| GWA-2 | 1237146.12 | 2027481.93 | 812.93 | 816.16 | 56.84 | 43.04 | 773.12 | 55 | 3/18/2026 |
| GWA-3 | 1237239.21 | 2027159.49 | 786.82 | 790.64 | 28.30 | 27.20 | 763.44 | 28 | 3/16/2026 |
| GWA-4 | 1237253.83 | 2026749.02 | 776.28 | 779.54 | 38.08 | 22.87 | 756.67 | 32 | 3/10/2026 |
| GWC-24 | 1237354.39 | 2026408.82 | 787.13 | 790.37 | 49.50 | 43.20 | 747.17 | 15 | 3/22/2026 |
| GWC-25 | 1237403.28 | 2026090.24 | 809.18 | 812.36 | 58.67 | 49.50 | 762.86 | 47 | 3/22/2026 |
| GWC-31 | 1238700.61 | 2025617.59 | 793.62 | 797.50 | 34.10 | 30.37 | 767.13 | 10 | 4/2/2026 |

Notes:

ft = feet

ft bgs = feet below ground surface

ft btoc = feet below top of casing

(1) Coordinates in North American Datum (NAD) 1983, State Plane, Georgia-West, feet. Elevations referenced to the North American Vertical Datum of 1988 (NAVD88). Survey data was collected by Steve Culberson of Southern Company Services.

**Table 2**
Summary of Well Construction Details
Plant Wansley CCR Landfill
Heard and Carroll Counties, Georgia

| Well ID | Location | Installation Date | Northing (1) | Easting (1) | Ground Surface Elevation (2) (ft NAVD88) | Top of Casing Elevation (2) (ft NAVD88) | Top of Screen Elevation (ft NAVD88) | Bottom of Screen Elevation (ft NAVD88) | Well Depth (ft bgs) (3) |
|---|---|---|---|---|---|---|---|---|---|
| GWA-2A | Upgradient of CCR Landfill | 3/20/2026 | 1237014.11 | 2027434.49 | 810.40 | 812.91 | 764.11 | 754.11 | 56.61 |
| GWA-3A | Upgradient of CCR Landfill | 3/17/2026 | 1237130.07 | 2027067.27 | 786.00 | 788.45 | 753.05 | 743.05 | 43.28 |
| GWA-4A | Upgradient of CCR Landfill | 3/21/2026 | 1237157.05 | 2026728.59 | 780.14 | 782.77 | 751.93 | 741.93 | 38.54 |
| GWC-24A | Downgradient of CCR Landfill | 4/8/2026 | 1237226.62 | 2026372.48 | 782.17 | 784.96 | 742.19 | 732.19 | 50.30 |
| GWC-25A | Downgradient of CCR Landfill | 4/3/3036 | 1237236.15 | 2026062.83 | 815.99 | 818.43 | 745.55 | 735.55 | 80.77 |
| GWC-31A | Downgradient of CCR Landfill | 4/12/2026 | 1238711.38 | 2025563.33 | 782.49 | 785.25 | 742.34 | 732.34 | 50.48 |
| GWC-36 | Downgradient of CCR Landfill | 4/10/2026 | 1238871.11 | 2026259.28 | 767.29 | 770.27 | 727.22 | 717.22 | 50.39 |
| GWC-37 | Downgradient of CCR Landfill | 3/3/2026 | 1239012.57 | 2026624.13 | 749.17 | 752.75 | 719.78 | 709.78 | 39.71 |
| GWC-38 | Downgradient of CCR Landfill | 3/4/2026 | 1239081.31 | 2027010.24 | 750.70 | 753.22 | 719.90 | 709.90 | 41.13 |
| GWC-39 | Downgradient of CCR Landfill | 4/13/2026 | 1239096.82 | 2027479.86 | 752.59 | 755.51 | 712.70 | 702.70 | 50.23 |
| GWC-40 | Downgradient of CCR Landfill | 3/8/2026 | 1238930.25 | 2027915.68 | 715.73 | 718.44 | 680.75 | 670.75 | 45.31 |

Notes:
CCR = coal combustion residual
ID = identification
ft = feet
bgs = below ground surface
(1) Coordinates in North American Datum (NAD) 1983, State Plane, Georgia-West, feet. Survey of the newly installed detection monitoring wells was completed by Thompson Engineering and certified April 29, 2026.
(2) Vertical elevations are referenced to the North American Vertical Datum (NAVD) of 1988. Ground surface elevation defined at the survey nail installed within the well pad.
(3) Total well depth accounts for 4-inch sump.

# FIGURES

N

**Legend**

- Monitoring Well (Abandoned)
- Approximate Landfill Permit Boundary
- Approximate Existing Cell Boundary
- Future Cell 4 Expansion Boundary

Notes:
1. Landfill Monitoring Wells abandoned between March 9 and April 12, 2026.
2. Service Layer Credit Sources:
- Immediate vicinity of AP-1: SAM LLC, December 3, 2025.
- Surrounding area: SAM LLC, January 30, 2024, and Source: Esri, Vantor, Earthstar Geographics, and the GIS User Community.

0 200 400 800

SCALE IN FEET

**Wansley CCR Landfill**
**Well Abandonment Locations**

GEORGIA POWER COMPANY
PLANT WANSLEY
HEARD AND CARROLL COUNTIES, GEORGIA

Prepared For: Georgia Power

Prepared By: Geosyntec consultants

KENNESAW, GA | JUNE 2026

**FIGURE 1**

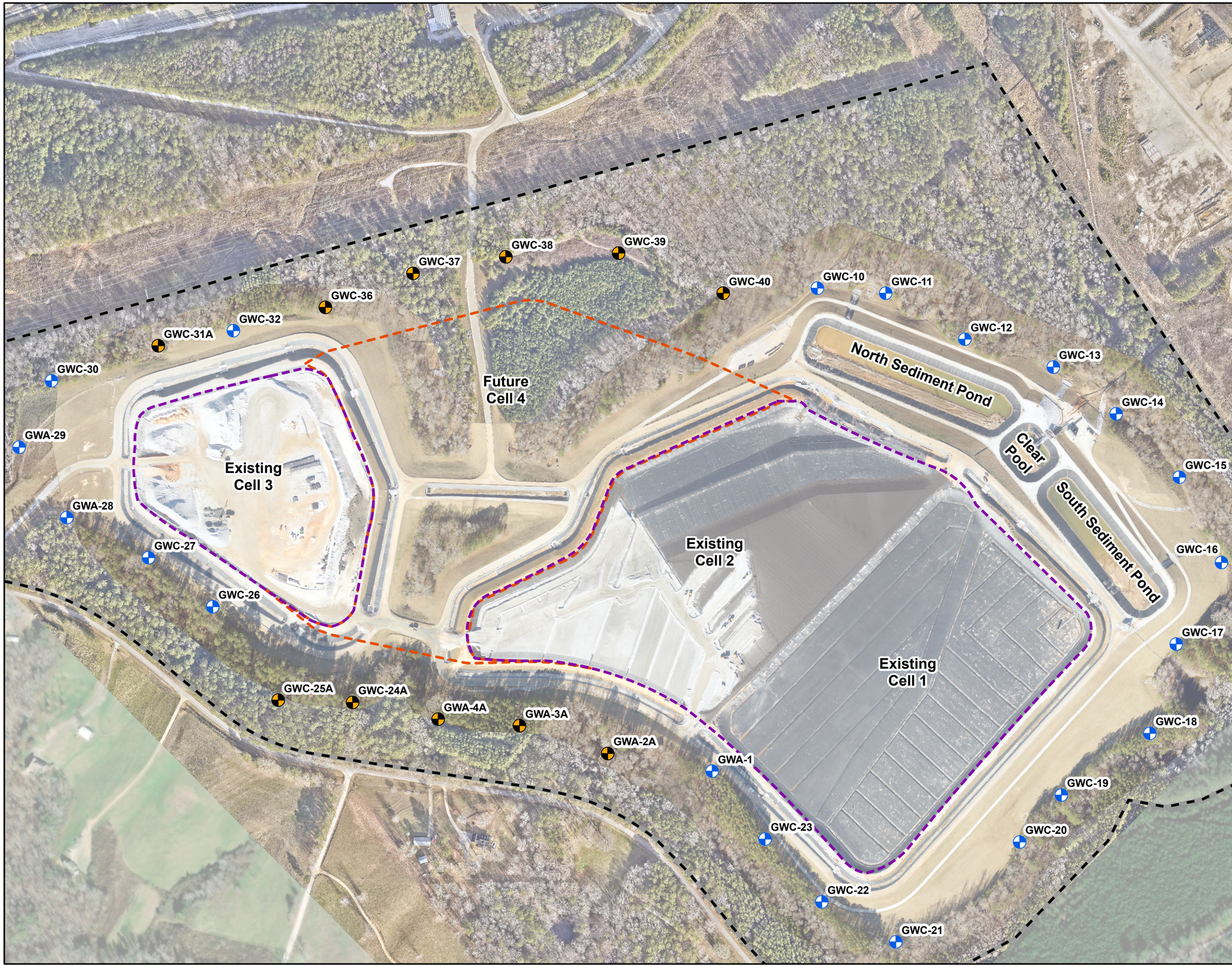


N

**Legend**

- Monitoring Well (Existing)
- Monitoring Well (Installed March/April 2026)
- Approximate Landfill Permit Boundary
- Approximate Existing Cell Boundary
- Future Cell 4 Expansion Boundary

Notes:
1. Monitoring Wells GWC-36 to GWC-40 and replacement Monitoring Wells GWA-2A, GWA-3A, GWA-4A, GWC-24A, GWC-25A, and GWC-31A installed between March 4 and April 13, 2026.
2. Service Layer Credit Sources:
- Immediate vicinity of AP-1: SAM LLC, December 3, 2025.
- Surrounding area: SAM LLC, January 30, 2024, and Source: Esri, Vantor, Earthstar Geographics, and the GIS User Community.

0 200 400 800

SCALE IN FEET

**Wansley CCR Landfill**
**Groundwater Monitoring Well Map**

GEORGIA POWER COMPANY
PLANT WANSLEY
HEARD AND CARROLL COUNTIES, GEORGIA

Prepared For: Georgia Power

Prepared By: Geosyntec consultants

KENNESAW, GA | JUNE 2026

**FIGURE 2**

# APPENDIX A

# Well Abandonment Forms

# Well Abandonment Field Form

Project Name: Wansley Well Installation and Abandonment Well ID: GWA-2

Project No.: GW12295 Abandonment Co.: Cascade

Geosyntec Rep: G. Kouvatsis Date of Abandonment: 3/18/2026

Abandonment Method (i.e. Grout in Place, Overdrill and Grout, etc.): Grout in place, overdrill to 55 ft, chips to surface

Depths (ft below ground surface):

Water Level: 43.04 ft Total Depth of Well: 56.84 ft bgs

Grouting:

Grouting of Well Casing: 18 gallons

Grouting of Borehole: 11 bags of holeplug

Total Volume of Grout Used: 18 gallons

Grout Mixture:

1 Bags of Cement Used ( 92 lbs. each)

1/4 Bags of Bentonite Used ( 50 lbs. each)

25 Gallons of Water Used

Cement Brand: Holcim

Bentonite Brand: Quik-gel

Grout Settlement After 24 Hours: N/A ft

Length of PVC riser removed: 40 ft

Notes:

# Well Abandonment Field Form

Project Name: Wansley Well Installation and Abandonment Well ID: GWA-3

Project No.: GW12295 Abandonment Co.: Cascade

Geosyntec Rep: G. Kouvatsis Date of Abandonment: 3/16/2026

Abandonment Method (i.e. Grout in Place, Overdrill and Grout, etc.): Grout in place, overdrill to 28 ft, chips to surface

Depths (ft below ground surface):

Water Level: 27.20 ft Total Depth of Well: 28.30 ft bgs

Grouting:

Grouting of Well Casing: 7 gallons

Grouting of Borehole: 7 bags of holeplug

Total Volume of Grout Used: 7 gallons

Grout Mixture:

1 Bags of Cement Used ( 92 lbs. each)

1/4 Bags of Bentonite Used ( 50 lbs. each)

25 Gallons of Water Used

Cement Brand: Holcim

Bentonite Brand: Quik-gel

Grout Settlement After 24 Hours: N/A ft

Length of PVC riser removed: 10 ft

Notes: Grout in place on 3/16/2026. Overdrilled and chipped to the top on 3/18/26.

# Well Abandonment Field Form

Project Name: Wansley Well Installation and Abandonment Well ID: GWA-4

Project No.: GW12295 Abandonment Co.: Cascade

Geosyntec Rep: G. Kouvatsis Date of Abandonment: 3/10/2026

Abandonment Method (i.e. Grout in Place, Overdrill and Grout, etc.): Grout in place, overdrill to 32 ft, chips to surface

Depths (ft below ground surface):

Water Level: 22.87 ft Total Depth of Well: 38.08 ft bgs

Grouting:

Grouting of Well Casing: 8 gallons

Grouting of Borehole: 35 bags of holeplug

Total Volume of Grout Used: 43 gallons

Grout Mixture:

1 Bags of Cement Used ( 92 lbs. each)

1/4 Bags of Bentonite Used ( 50 lbs. each)

25 Gallons of Water Used

Cement Brand: Holcim

Bentonite Brand: Quik-gel

Grout Settlement After 24 Hours: 5 ft

Length of PVC riser removed: 31 ft

Notes:

# Well Abandonment Field Form

Project Name: Wansley Well Installation and Abandonment Well ID: GWC-5

Project No.: GW12295 Abandonment Co.: Cascade

Geosyntec Rep: G. Kouvatsis Date of Abandonment: 3/20/2026

Abandonment Method (i.e. Grout in Place, Overdrill and Grout, etc.): Grout in place, overdrill to 38 ft, grout to 10 ft bgs, chips to surface

Depths (ft below ground surface):

Water Level: 13.12 ft Total Depth of Well: 37.79 ft bgs

Grouting:

Grouting of Well Casing: 8 gallons

Grouting of Borehole: 37 gallons

Total Volume of Grout Used: 45 gallons

Grout Mixture:

1 Bags of Cement Used ( 92 lbs. each)

1/4 Bags of Bentonite Used ( 50 lbs. each)

25 Gallons of Water Used

Cement Brand: Holcim

Bentonite Brand: Quik-gel

Grout Settlement After 24 Hours: 0 ft

Length of PVC riser removed: 14 ft

Notes: All of the PVC screen was retrieved.

# Well Abandonment Field Form

Project Name: Wansley Well Installation and Abandonment Well ID: GWC-6

Project No.: GW12295 Abandonment Co.: Cascade

Geosyntec Rep: G. Kouvatsis Date of Abandonment: 3/20/2026

Abandonment Method (i.e. Grout in Place, Overdrill and Grout, etc.): Grout in place, overdrill to 28 ft, grouted to 13 ft bgs, chips to surface

Depths (ft below ground surface):

Water Level: 13.92 ft Total Depth of Well: 28.01 ft bgs

Grouting:

| | | |
|---|---|---|
| Grouting of Well Casing: | 6 | gallons |
| Grouting of Borehole: | 22 | gallons |
| Total Volume of Grout Used: | 28 | gallons |

Grout Mixture:

1 Bags of Cement Used ( 92 lbs. each)

1/4 Bags of Bentonite Used ( 50 lbs. each)

25 Gallons of Water Used

Cement Brand: Holcim

Bentonite Brand: Quik-gel

Grout Settlement After 24 Hours: 0 ft

Length of PVC riser removed: 29 ft

Notes:

# Well Abandonment Field Form

Project Name: Wansley Well Installation and Abandonment Well ID: GWC-7

Project No.: GW12295 Abandonment Co.: Cascade

Geosyntec Rep: G. Kouvatsis Date of Abandonment: 3/9/2026

Abandonment Method (i.e. Grout in Place, Overdrill and Grout, etc.): Grout in place, overdrill to original depth, grouted to 5 ft, chips to surface

Depths (ft below ground surface):

Water Level: 5.17 ft bgs Total Depth of Well: 22.17 ft bgs

Grouting:

Grouting of Well Casing: 5 gallons

Grouting of Borehole: 40 gallons + 2 bags of holeplug to top off

Total Volume of Grout Used: 45 gallons

Grout Mixture:

1 Bags of Cement Used ( 92 lbs. each)

1/4 Bags of Bentonite Used ( 50 lbs. each)

25 Gallons of Water Used

Cement Brand: Holcim

Bentonite Brand: Quik-gel

Grout Settlement After 24 Hours: 0 ft

Length of PVC riser removed: 9 ft

Notes: Overdrilled to 23 ft bgs. 6” steel casing is stuck at ~20 ft bgs.Overdrill the well with 7" and 8" to 20 ft bgs

# Well Abandonment Field Form

Project Name: Wansley Well Installation and Abandonment Well ID: GWC-8

Project No.: GW12295 Abandonment Co.: Cascade

Geosyntec Rep: G. Kouvatsis Date of Abandonment: 3/9/2026

Abandonment Method (i.e. Grout in Place, Overdrill and Grout, etc.): Grout in place, overdrill to 17 ft, grouted to 5 ft bgs, chips to surface

Depths (ft below ground surface):

Water Level: 8.92 ft bgs Total Depth of Well: 17.89 ft bgs

Grouting:

| | | |
|---|---|---|
| Grouting of Well Casing: | 7 | gallons |
| Grouting of Borehole: | 18 | gallons |
| Total Volume of Grout Used: | 25 | gallons |

Grout Mixture:

1 Bags of Cement Used ( 92 lbs. each)

1/4 Bags of Bentonite Used ( 50 lbs. each)

25 Gallons of Water Used

Cement Brand: Holcim

Bentonite Brand: Quik-gel

Grout Settlement After 24 Hours: 0 ft

Length of PVC riser removed: 17 ft

Notes:

# Well Abandonment Field Form

Project Name: Wansley Well Installation and Abandonment Well ID: GWC-9

Project No.: GW12295 Abandonment Co.: Cascade

Geosyntec Rep: G. Kouvatsis Date of Abandonment: 3/9/2026

Abandonment Method (i.e. Grout in Place, Overdrill and Grout, etc.): Grout in place, overdrilled entire original borehole, grouted to ~11 ft bgs, chips to surface

Depths (ft below ground surface):

Water Level: 4.05 ft bgs Total Depth of Well: 16.52 ft bgs

Grouting:

Grouting of Well Casing: 6 gallons

Grouting of Borehole: 9.75 gallons

Total Volume of Grout Used: 15.75 gallons

Grout Mixture:

1 Bags of Cement Used ( 92 lbs. each)

1/4 Bags of Bentonite Used ( 50 lbs. each)

25 Gallons of Water Used

Cement Brand: Holcim

Bentonite Brand: Quik-gel

Grout Settlement After 24 Hours: 4 ft

Length of PVC riser removed: 18 ft

Notes:

# Well Abandonment Field Form

Project Name: Wansley Well Installation and Abandonment Well ID: GWC-24

Project No.: GW12295 Abandonment Co.: Cascade

Geosyntec Rep: G. Kouvatsis Date of Abandonment: 3/22/2026

Abandonment Method (i.e. Grout in Place, Overdrill and Grout, etc.): Grout in place, overdrill to 15 ft, chips to surface

Depths (ft below ground surface):

Water Level: 43.20 ft bgs Total Depth of Well: 49.50 ft bgs

Grouting:

| | | |
|---|---|---|
| Grouting of Well Casing: | 20 | gallons |
| Grouting of Borehole: | 4 | bags of holeplug |
| Total Volume of Grout Used: | 20 | gallons |

Grout Mixture:

1 Bags of Cement Used ( 92 lbs. each)

1/4 Bags of Bentonite Used ( 50 lbs. each)

25 Gallons of Water Used

Cement Brand: Holcim

Bentonite Brand: Quik-gel

Grout Settlement After 24 Hours: N/A ft

Length of PVC riser removed: 18 ft

Notes:

# Well Abandonment Field Form

Project Name: Wansley Well Installation and Abandonment Well ID: GWC-25

Project No.: GW12295 Abandonment Co.: Cascade

Geosyntec Rep: G. Kouvatsis Date of Abandonment: 3/22/2026

Abandonment Method (i.e. Grout in Place, Overdrill and Grout, etc.): Grout in place, overdrill to 47 ft, chips to surface

Depths (ft below ground surface):

Water Level: 49.50 ft bgs Total Depth of Well: 58.67 ft bgs

Grouting:

| | | |
|---|---|---|
| Grouting of Well Casing: | 27 | gallons |
| Grouting of Borehole: | 10 | bags of holeplug |
| Total Volume of Grout Used: | 27 | gallons |

Grout Mixture:

1 Bags of Cement Used ( 92 lbs. each)

1/4 Bags of Bentonite Used ( 50 lbs. each)

25 Gallons of Water Used

Cement Brand: Holcim

Bentonite Brand: Quik-gel

Grout Settlement After 24 Hours: N/A ft

Length of PVC riser removed: 25 ft

Notes:

# Well Abandonment Field Form

Project Name: Wansley Well Installation and Abandonment Well ID: GWC-31

Project No.: GW12295 Abandonment Co.: Cascade

Geosyntec Rep: A. Tomlinson/ A. Ullrich Date of Abandonment: 4/2/2026

Abandonment Method (i.e. Grout in Place, Overdrill and Grout, etc.): Grout in place, overdrill to 10 ft bgs, grout to surface

Depths (ft below ground surface):

Water Level: 30.37 ft btoc Total Depth of Well: 34.10 ft bgs

Grouting:

Grouting of Well Casing: 12 gallons

Grouting of Borehole: 15 bags of holeplug

Total Volume of Grout Used: 27 gallons

Grout Mixture:

1 Bags of Cement Used ( 92 lbs. each)

1/8 Bags of Bentonite Used ( 50 lbs. each)

10 Gallons of Water Used

Cement Brand: Sakrete

Bentonite Brand: Quik-gel

Grout Settlement After 24 Hours: 2 ft

Length of PVC riser removed: ~7 ft

Notes:

# Well Abandonment Field Form

Project Name: Wansley Well Installation and Abandonment Well ID: GWC-33

Project No.: 26003370 Abandonment Co.: Cascade

Geosyntec Rep: A. Tomlinson Date of Abandonment: 4/2/2026

Abandonment Method (i.e. Grout in Place, Overdrill and Grout, etc.): Grout in place, overdrilled entire borehole, grout to surface

Depths (ft below ground surface):

Water Level: 13.58 ft btoc Total Depth of Well: 20.32 ft bgs

Grouting:

| | | |
|---|---|---|
| Grouting of Well Casing: | 8 | gallons |
| Grouting of Borehole: | 27 | gallons |
| Total Volume of Grout Used: | 35 | gallons |

Grout Mixture:

2 Bags of Cement Used ( 92 lbs. each)

1/4 Bags of Bentonite Used ( 50 lbs. each)

20 Gallons of Water Used

Cement Brand: Sakrete

Bentonite Brand: Quik-gel

Grout Settlement After 24 Hours: 0.5 ft

Length of PVC riser removed: 23 ft

Notes:

# Well Abandonment Field Form

Project Name: Wansley Well Installation and Abandonment Well ID: GWC-34

Project No.: 26003370 Abandonment Co.: Cascade

Geosyntec Rep: A. Tomlinson Date of Abandonment: 4/2/2026

Abandonment Method (i.e. Grout in Place, Overdrill and Grout, etc.): Grout in place, overdrilled entire borehole, grout to surface

Depths (ft below ground surface):

Water Level: 5.35 ft btoc Total Depth of Well: 48.52 ft bgs

Grouting:

| | | |
|---|---|---|
| Grouting of Well Casing: | 14 | gallons |
| Grouting of Borehole: | 55 | gallons |
| Total Volume of Grout Used: | 69 | gallons |

Grout Mixture:

6 Bags of Cement Used ( 92 lbs. each)

1 Bags of Bentonite Used ( 50 lbs. each)

55 Gallons of Water Used

Cement Brand: Holcim

Bentonite Brand: Quik-gel

Grout Settlement After 24 Hours: ~10 ft

Length of PVC riser removed: ~10 ft

Notes:

# Well Abandonment Field Form

Project Name: Wansley Well Installation and Abandonment Well ID: GWC-35

Project No.: 26003370 Abandonment Co.: Cascade

Geosyntec Rep: A. Tomlinson Date of Abandonment: 4/2/2026

Abandonment Method (i.e. Grout in Place, Overdrill and Grout, etc.): Grout in place, overdrilled entire borehole, grout to surface

Depths (ft below ground surface):

Water Level: 8.53 ft btoc Total Depth of Well: 37.82 ft bgs

Grouting:

Grouting of Well Casing: 10 gallons

Grouting of Borehole: 35 gallons

Total Volume of Grout Used: 45 gallons

Grout Mixture:

2 Bags of Cement Used ( 92 lbs. each)

1/2 Bags of Bentonite Used ( 50 lbs. each)

35 Gallons of Water Used

Cement Brand: Holcim

Bentonite Brand: Quik-gel

Grout Settlement After 24 Hours: ~10 ft

Length of PVC riser removed: ~24 ft

Notes: Boring depth = 38.0 ft

# APPENDIX B

# Well Driller Performance Bonds

GA Water Well Contractor License # 651

Bond Number 612424813

## Performance Bond For Water Well Contractors

Name of Water Well Contractor Richard Alan Mooney

Know All Men By These Presents

That we Cascade Drilling, L.P. and Richard Alan Mooney any and all employees, officers and partners (collectively hereinafter, **Principal**), and we United States Fire Insurance Company, duly organized under the laws of the State of Delaware (hereinafter, **Surety**), are held and firmly bound unto the Director of the Environmental Protection Division, Department of Natural Resources, State of Georgia (**Director**) and his or her successor or successors in office, as **Obligee**, in the full sum of **THIRTY THOUSAND DOLLARS ($30,000.00)** for the payment of which will and truly to be made, the Principal and Surety bind ourselves, our heirs, administrators, successors and assigns, jointly and severally, by these presents.

WHEREAS, the Water Well Standards Act of 1985 (O.C.G.A. §§ 12-5-120 *et seq.*) (the Act) requires that a Water Well Contractor, as that term is defined by the Act, have a performance bond with the Director to ensure compliance with the Act; and WHEREAS the above bound Principal is subject to the terms and provisions of said Act.

NOW, THEREFORE, the conditions of this obligation are such that if the above bound Principal shall fully and faithfully perform the duties and in all things comply with the procedures and standards set forth in the Act as now and hereafter amended, and the rules and regulations promulgated pursuant thereto, including but not limited to the correction of any violation of such procedures and standards upon discovery, irrespective of whether such discovery is made before completion of any well subject to this bond, then this obligation shall be void; otherwise it shall remain in full force and effect.

And Surety, for value received, agrees that no amendment to existing laws, rules or regulations, or adoption of new laws, rules or regulations shall in anyway discharge its obligation on this bond, and does hereby waive notice of any such amendment, adoption or modification.

This bond shall be effective from the 30th day of June, 20 25 and shall continue in effect until June 30, 2027, unless sooner terminated by mutual agreement of Principal and Surety, provided that no such termination may be made unless sixty (60) days' prior written notice is made to the Director. In the event of such termination, the rights of the Director as Obligee and beneficiaries under this bond which arose prior to such termination shall continue.

IN WITNESS THEREOF the Principal and Surety have caused these present to be duly signed and sealed, this the 2nd day of May, 20 25.

**Principal** Cascade Drilling, L.P.

Print name:

Title:

Seal:

**Surety** United States Fire Insurance Company

Melissa Haddick

Print name: Melissa Haddick

Title: Attorney-in-Fact

Seal:

Revised 03.17.2021

**POWER OF ATTORNEY**
**UNITED STATES FIRE INSURANCE COMPANY**
**PRINCIPAL OFFICE - MORRISTOWN, NEW JERSEY**

**(PRODUCER CODE)**

**KNOW ALL MEN BY THESE PRESENTS**: That United States Fire Insurance Company, a corporation duly organized and existing under the laws of the state of Delaware, has made, constituted and appointed, and does hereby make, constitute and appoint: **Sandra Parker; Melissa Haddick; Tannis Mattson; Orlando Aguirre; Stacy Killebrew; Madison Diaz and Megan Sivley** each, its true and lawful Attorney(s)-In-Fact, with full power and authority hereby conferred in its name, place and stead, to execute, acknowledge and deliver: Any and all bonds and undertakings of surety and other documents that the ordinary course of surety business may require, and to bind United States Fire Insurance Company thereby as fully and to the same extent as if such bonds or undertakings had been duly executed and acknowledged by the regularly elected officers of United States Fire Insurance Company at its principal office, in amounts or penalties: **One Hundred Twenty Five Million Eight Hundred Thousand Dollars ($125,800,000)**

This Power of Attorney limits the act of those named therein to the bonds and undertakings specifically named therein, and they have no authority to bind United States Fire Insurance Company except in the manner and to the extent therein stated.

This Power of Attorney is granted pursuant to Article IV of the By-Laws of United States Fire Insurance Company as now in full force and effect, and consistent with Article III thereof, which Articles provide, in pertinent part:

Article IV, Execution of Instruments - Except as the Board of Directors may authorize by resolution, the Chairman of the Board, President, any Vice-President, any Assistant Vice President, the Secretary, or any Assistant Secretary shall have power on behalf of the Corporation:

(a) to execute, affix the corporate seal manually or by facsimile to, acknowledge, verify and deliver any contracts, obligations, instruments and documents whatsoever in connection with its business including, without limiting the foregoing, any bonds, guarantees, undertakings, recognizances, powers of attorney or revocations of any powers of attorney, stipulations, policies of insurance, deeds, leases, mortgages, releases, satisfactions and agency agreements;
(b) to appoint, in writing, one or more persons for any or all of the purposes mentioned in the preceding paragraph (a), including affixing the seal of the Corporation.

Article III, Officers, Section 3.11, Facsimile Signatures. The signature of any officer authorized by the Corporation to sign any bonds, guarantees, undertakings, recognizances, stipulations, powers of attorney or revocations of any powers of attorney and policies of insurance issued by the Corporation may be printed, facsimile, lithographed or otherwise produced. In addition, if and as authorized by the Board of Directors, dividend warrants or checks, or other numerous instruments similar to one another in form, may be signed by the facsimile signature or signatures, lithographed or otherwise produced, of such officer or officers of the Corporation as from time to time may be authorized to sign such instruments on behalf of the Corporation. The Corporation may continue to use for the purposes herein stated the facsimile signature of any person or persons who shall have been such officer or officers of the Corporation, notwithstanding the fact that he may have ceased to be such at the time when such instruments shall be issued.

**IN WITNESS WHEREOF**, United States Fire Insurance Company has caused these presents to be signed and attested by its appropriate officer and its corporate seal hereunto affixed this 17th day of January, 2025.

**UNITED STATES FIRE INSURANCE COMPANY**

Matthew E. Lubin, President

State of New Jersey}
County of Morris }

On this 17th day of January, 2025, before me, a Notary public of the State of New Jersey, came the above named officer of United States Fire Insurance Company, to me personally known to be the individual and officer described herein, and acknowledged that he executed the foregoing instrument and affixed the seal of United States Fire Insurance Company thereto by the authority of his office.

ETHAN SCHWARTZ
NOTARY PUBLIC
STATE OF NEW JERSEY
MY COMMISSION EXPIRES 6/25/2029
COMMISSION: #50223171

Ethan Schwartz (Notary Public)

I, the undersigned officer of United States Fire Insurance Company, a Delaware corporation, do hereby certify that the original Power of Attorney of which the foregoing is a full, true and correct copy is still in force and effect and has not been revoked.

**IN WITNESS WHEREOF**, I have hereunto set my hand and affixed the corporate seal of United States Fire Insurance Company on the 2nd day of May 20 25

**UNITED STATES FIRE INSURANCE COMPANY**

Michael C. Fay, Senior Vice President

*For verification of the authenticity of the Power of Attorney, please contact (phone number) or email: patricia.taber @amyntagroup.com

# APPENDIX C

# Boring and Well Construction Logs

Geosyntec consultants

engineers | scientists | innovators

# BORING AND WELL LOG LEGEND

| LITHOLOGY | WATER LEVEL | WELL/BORING COMPLETION | Sample Type | Date & Time | Blow Counts | Recovery | SOIL/ROCK VISUAL DESCRIPTION | PID (ppm) | Lab Sample |
|---|---|---|---|---|---|---|---|---|---|
| | | | | | | | ASPHALT | | |
| | | | | | | | CONCRETE | | |
| | | | | | | | FILL | | |
| | | | | | | | TOPSOIL | | |
| | | | | | | | COBBLES | | |
| | | | | | | | IGNEOUS Rock | | |
| | | | | | | | METAMORPHIC Rock | | |
| | | | | | | | SEDIMENTARY Rock | | |
| | | | | | | | PARTIALLY WEATHERED Rock (PWR) / SAPROLITE | | |
| | | | | | | | Well-graded GRAVEL (GW) | | |
| | | | | | | | Poorly graded GRAVEL (GP) | | |
| | | | | | | | Silty GRAVEL (GM) | | |
| | | | | | | | Clayey GRAVEL (GC) | | |
| | | | | | | | Well-graded GRAVEL with silt (GW-GM) | | |
| | | | | | | | Poorly graded GRAVEL with silt (GP-GM) | | |
| | | | | | | | Well-graded GRAVEL with clay (GW-GC) | | |
| | | | | | | | Poorly graded GRAVEL with clay (GP-GC) | | |
| | | | | | | | Well-graded SAND (SW) | | |
| | | | | | | | Poorly graded SAND (SP) | | |
| | | | | | | | Silty SAND (SM) | | |
| | | | | | | | Clayey SAND (SC) | | |
| | | | | | | | Well-graded SAND with silt (SW-SM) | | |
| | | | | | | | Poorly graded SAND with silt (SP-SM) | | |
| | | | | | | | Well-graded SAND with clay (SW-SC) | | |
| | | | | | | | Poorly graded SAND with clay (SP-SC) | | |
| | | | | | | | SILT (ML) | | |
| | | | | | | | Elastic SILT (MH) | | |
| | | | | | | | Lean CLAY (CL) | | |
| | | | | | | | Sandy Lean CLAY (CL) | | |
| | | | | | | | Gravelly Lean CLAY (CL) | | |
| | | | | | | | Fat CLAY (CH) | | |
| | | | | | | | Sandy Fat CLAY (CH) | | |
| | | | | | | | Gravelly Fat CLAY (CH) | | |
| | | | | | | | Organic SOIL (OL) | | |
| | | | | | | | Organic SOIL (OH) | | |
| | | | | | | | PEAT (PT) | | |
| | | | | | | | Percentage Ranges: Trace <5%; Few 5-10%; Little 15-25%; Some 30-45%; Mostly >=50% | | |
| | | | | | | | Water Level During Drilling<br>Water Level at End of Drilling/in Completed Well | | |
| | | | | | | | Cap<br>Riser<br>Screen<br>Cement<br>Grout<br>Bentonite Seal<br>Filter Pack<br>Backfill | | |
| | | | GR | | | | Grab | | |
| | | | EN | | | | Encore | | |
| | | | SS | | | | Split Spoon | | |
| | | | CM | | | | Cal Mod | | |
| | | | ST | | | | Shelby Tube | | |
| | | | CO | | | | Core Barrel | | |
| | | | DP | | | | Direct Push | | |
| | | | | | | | PID Reading \| Lab Sample ID (soil \| water) | 0.0 | SB-1@2.5 |

NOTES:

| Geosyntec consultants (engineers \| scientists \| innovators) | **Client:** Southern Company Services<br>**Project:** Plant Wansley Well Installation<br>**Address:** 1371 Liberty Church Rd, Carrollton, GA | **WELL LOG**<br>**Well No.** GWA-2A<br>**Page:** 1 of 2 |
|---|---|---|

| | | | | | |
|---|---|---|---|---|---|
| Drilling Start Date: | **3/19/2026** | Boring Depth (ft): | **60** | Well Depth (ft bgs): | **56.61** |
| Drilling End Date: | **3/20/2026** | Boring Diameter (in): | **6** | Well Diameter (in): | **2** |
| Drilling Company: | **Cascade Drilling** | Sampling Method(s): | **Core Barrel** | Screen Slot (in): | **0.010** |
| Drilling Method: | **Sonic** | Depth to Water (ft bgs): | **--** | Riser Material: | **Sch 40 PVC** |
| Drilling Equipment: | **Terrasonic Ti150** | Ground Surface Elev. (ft): | **810.40** | Screen Material: | **Sch 40 PVC Slotted** |
| Driller: | **N. Bruno** | Top of Casing Elev. (ft): | **812.91** | Seal Material(s): | **Grout, Bentonite** |
| Logged By: | **G. Kouvatsis** | North,East (ft): | **1237014.11, 2027434.49** | Filter Pack: | **#20/40 Sand** |

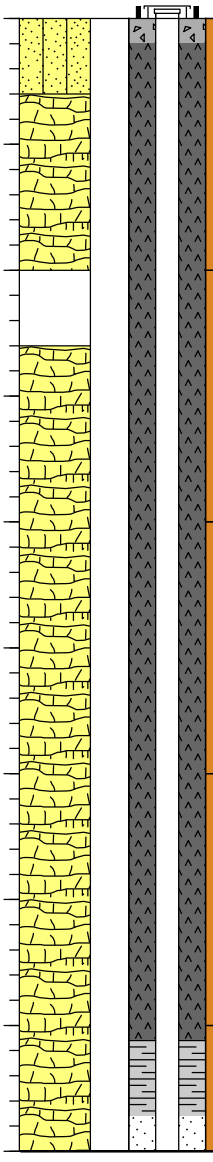

| DEPTH (FT) | Sample Type | Blow Counts | Recovery (%) | N Value | SOIL/ROCK VISUAL DESCRIPTION | ELEVATION (FT NAVD88) |
|---|---|---|---|---|---|---|
| 0 | | | | | (0') Silty SAND (SM); red (10R 4/6), moist, trace fine gravel, trace clay. | 810 |
| 5 | CO | -- | 100 | -- | (3') PARTIALLY WEATHERED ROCK (PWR); reddish brown (5YR 4/3), dry, texture of sandy clay, trace gravel. | 805 |
| 10 | | | | | (10') No recovery. | 800 |
| 15 | CO | -- | 70 | -- | (13') PWR; red (2.5YR 5/6), dry, texture of sandy clay, trace fine gravel. | 795 |
| 20 | CO | -- | 100 | -- | (20') PWR; light reddish brown (5YR 6/3), dry, texture of clayey gravel, micaceous, relict rock fragments. | 790 |
| 25 | | | | | | 785 |
| 30 | CO | -- | 100 | -- | (30') PWR; gray (5YR 6/1), dry, texture of clayey gravel, micaceous, relict rock structure. | 780 |
| 35 | | | | | | 775 |
| 40 | CO | -- | 100 | -- | (40') PWR; light gray (5YR 7/1), texture of silty sand with gravel, gravel composed of schist/gneiss fragments. | 770 |
| 45 | | | | | | |

NOTES: Boring backfilled to 57 ft bgs with bentonite chips prior to installing well. Well sealed with bentonite grout and bentonite pellets. Well completed with 0.3' long PVC sump below well screen and aboveground (+2.52 ft) PVC stickup with metal protective cover and bollards set in concrete. Well depth measured from ground surface. Coordinates in North American Datum (NAD) 1983, State Plane, Georgia-West, feet. Vertical elevations are referenced to the North American Vertical Datum (NAVD) of 1988.

| Geosyntec consultants (engineers \| scientists \| innovators) | **Client:** Southern Company Services<br>**Project:** Plant Wansley Well Installation<br>**Address:** 1371 Liberty Church Rd, Carrollton, GA | **WELL LOG**<br>**Well No.** GWA-2A<br>**Page:** 2 of 2 |
|---|---|---|

| | | | | | |
|---|---|---|---|---|---|
| Drilling Start Date: | **3/19/2026** | Boring Depth (ft): | **60** | Well Depth (ft bgs): | **56.61** |
| Drilling End Date: | **3/20/2026** | Boring Diameter (in): | **6** | Well Diameter (in): | **2** |
| Drilling Company: | **Cascade Drilling** | Sampling Method(s): | **Core Barrel** | Screen Slot (in): | **0.010** |
| Drilling Method: | **Sonic** | Depth to Water (ft bgs): | **--** | Riser Material: | **Sch 40 PVC** |
| Drilling Equipment: | **Terrasonic Ti150** | Ground Surface Elev. (ft): | **810.40** | Screen Material: | **Sch 40 PVC Slotted** |
| Driller: | **N. Bruno** | Top of Casing Elev. (ft): | **812.91** | Seal Material(s): | **Grout, Bentonite** |
| Logged By: | **G. Kouvatsis** | North,East (ft): | **1237014.11, 2027434.49** | Filter Pack: | **#20/40 Sand** |

| DEPTH (FT) | LITHOLOGY | WATER LEVEL | WELL COMPLETION | Sample Type | Blow Counts | Recovery (%) | N Value | SOIL/ROCK VISUAL DESCRIPTION | ELEVATION (FT NAVD88) |
|---|---|---|---|---|---|---|---|---|---|
| 45 | | | | CO | -- | 100 | -- | | 765 |
| 50 | | | | CO | -- | 100 | -- | (50') GNEISS; gray, foliation, fractures show oxidation/staining. | 760 |
| 55 | | | | | | | | | 755 |
| 60 | | | | | | | | (60') Boring terminated. | |

NOTES: Boring backfilled to 57 ft bgs with bentonite chips prior to installing well. Well sealed with bentonite grout and bentonite pellets. Well completed with 0.3' long PVC sump below well screen and aboveground (+2.52 ft) PVC stickup with metal protective cover and bollards set in concrete. Well depth measured from ground surface. Coordinates in North American Datum (NAD) 1983, State Plane, Georgia-West, feet. Vertical elevations are referenced to the North American Vertical Datum (NAVD) of 1988.

| Geosyntec consultants (engineers \| scientists \| innovators) | Client: Southern Company Services<br>Project: Plant Wansley Well Installation<br>Address: 1371 Liberty Church Rd, Carrollton, GA | WELL LOG<br>Well No. GWA-3A<br>Page: 1 of 2 |
|---|---|---|

| | | | | | |
|---|---|---|---|---|---|
| Drilling Start Date: | **3/16/2026** | Boring Depth (ft): | **55** | Well Depth (ft bgs): | **43.28** |
| Drilling End Date: | **3/17/2026** | Boring Diameter (in): | **6** | Well Diameter (in): | **2** |
| Drilling Company: | **Cascade Drilling** | Sampling Method(s): | **Core Barrel** | Screen Slot (in): | **0.010** |
| Drilling Method: | **Sonic** | Depth to Water (ft bgs): | **29.92** | Riser Material: | **Sch 40 PVC** |
| Drilling Equipment: | **Terrasonic Ti150** | Ground Surface Elev. (ft): | **786.00** | Screen Material: | **Sch 40 PVC Slotted** |
| Driller: | **N. Bruno** | Top of Casing Elev. (ft): | **788.45** | Seal Material(s): | **Grout, Bentonite** |
| Logged By: | **G. Kouvatsis** | North,East (ft): | **1237130.07, 2027067.27** | Filter Pack: | **#20/40 Sand** |



| DEPTH (FT) | Sample Type | Blow Counts | Recovery (%) | N Value | SOIL/ROCK VISUAL DESCRIPTION | ELEVATION (FT NAVD88) |
|---|---|---|---|---|---|---|
| 0 | | | | | (0') No recovery. | 785 |
| | | | | | (2') Lean CLAY (CL); red (10R 4/6), moist, trace organics. | |
| 5 | CO | -- | 80 | -- | (4') Sandy Lean CLAY (CL); dusky red (10R 3/4), moist, trace sand. | 780 |
| 10 | CO | -- | 100 | -- | (10') PARTIALLY WEATHERED ROCK (PWR); dusky red (10R 3/2) to weak red (10R 5/4), texture of sandy clay, mottling. | 775 |
| 15 | | | | | (15') SCHIST; light gray, moderately weathered, some coarse subrounded to subangular gravel. | 770 |
| 20 | CO | -- | 70 | -- | (20') SCHIST; light gray, hard, some large fragments >5", moderately weathered, some coarse subrounded to subangular gravel. | 765 |
| 25 | | | | | | 760 |
| 30 | CO | -- | 100 | -- | (30') SCHIST; gray, hard, moderately weathered, some coarse subrounded to subangular gravel. | 755 |
| 35 | | | | | | 750 |
| 40 | CO | -- | 100 | -- | (40') Same as above. | 745 |
| 45 | | | | | | |

NOTES: Boring backfilled to 44 ft bgs with bentonite chips prior to installing well. Well sealed with bentonite grout and bentonite pellets. Well completed with 0.3' long PVC sump below well screen and aboveground (+2.45 ft) PVC stickup with metal protective cover and bollards set in concrete. Well depth measured from ground surface. Coordinates in North American Datum (NAD) 1983, State Plane, Georgia-West, feet. Vertical elevations are referenced to the North American Vertical Datum (NAVD) of 1988.

| Geosyntec consultants (engineers \| scientists \| innovators) | **Client:** Southern Company Services<br>**Project:** Plant Wansley Well Installation<br>**Address:** 1371 Liberty Church Rd, Carrollton, GA | **WELL LOG**<br>**Well No.** GWA-3A<br>**Page:** 2 of 2 |
|---|---|---|

| | | | | | |
|---|---|---|---|---|---|
| Drilling Start Date: | **3/16/2026** | Boring Depth (ft): | **55** | Well Depth (ft bgs): | **43.28** |
| Drilling End Date: | **3/17/2026** | Boring Diameter (in): | **6** | Well Diameter (in): | **2** |
| Drilling Company: | **Cascade Drilling** | Sampling Method(s): | **Core Barrel** | Screen Slot (in): | **0.010** |
| Drilling Method: | **Sonic** | Depth to Water (ft bgs): | **29.92** | Riser Material: | **Sch 40 PVC** |
| Drilling Equipment: | **Terrasonic Ti150** | Ground Surface Elev. (ft): | **786.00** | Screen Material: | **Sch 40 PVC Slotted** |
| Driller: | **N. Bruno** | Top of Casing Elev. (ft): | **788.45** | Seal Material(s): | **Grout, Bentonite** |
| Logged By: | **G. Kouvatsis** | North,East (ft): | **1237130.07, 2027067.27** | Filter Pack: | **#20/40 Sand** |

| DEPTH (FT) | LITHOLOGY | WATER LEVEL | WELL COMPLETION | Sample Type | Blow Counts | Recovery (%) | N Value | SOIL/ROCK VISUAL DESCRIPTION | ELEVATION (FT NAVD88) |
|---|---|---|---|---|---|---|---|---|---|
| 45 | | | | | | | | (45') GNEISS/SCHIST; light gray to dark gray, hard, thin white quartz bands, schist transitions to gneiss. | 740 |
| 50 | | | | CO | -- | 100 | -- | | 735 |
| 55 | | | | | | | | (55') Boring terminated. | |

NOTES: Boring backfilled to 44 ft bgs with bentonite chips prior to installing well. Well sealed with bentonite grout and bentonite pellets. Well completed with 0.3' long PVC sump below well screen and aboveground (+2.45 ft) PVC stickup with metal protective cover and bollards set in concrete. Well depth measured from ground surface. Coordinates in North American Datum (NAD) 1983, State Plane, Georgia-West, feet. Vertical elevations are referenced to the North American Vertical Datum (NAVD) of 1988.

| Geosyntec consultants (engineers \| scientists \| innovators) | **Client:** Southern Company Services<br>**Project:** Plant Wansley Well Installation<br>**Address:** 1371 Liberty Church Rd, Carrollton, GA | **WELL LOG**<br>**Well No.** GWA-4A<br>**Page:** 1 of 1 |
|---|---|---|

| | | | | | |
|---|---|---|---|---|---|
| Drilling Start Date: | **3/20/2026** | Boring Depth (ft): | **39** | Well Depth (ft bgs): | **38.54** |
| Drilling End Date: | **3/21/2026** | Boring Diameter (in): | **6** | Well Diameter (in): | **2** |
| Drilling Company: | **Cascade Drilling** | Sampling Method(s): | **Core Barrel** | Screen Slot (in): | **0.010** |
| Drilling Method: | **Sonic** | Depth to Water (ft bgs): | **--** | Riser Material: | **Sch 40 PVC** |
| Drilling Equipment: | **Terrasonic Ti150** | Ground Surface Elev. (ft): | **780.14** | Screen Material: | **Sch 40 PVC Slotted** |
| Driller: | **N. Bruno** | Top of Casing Elev. (ft): | **782.77** | Seal Material(s): | **Grout, Bentonite** |
| Logged By: | **G. Kouvatsis** | North,East (ft): | **1237157.05, 2026728.59** | Filter Pack: | **#20/40 Sand** |

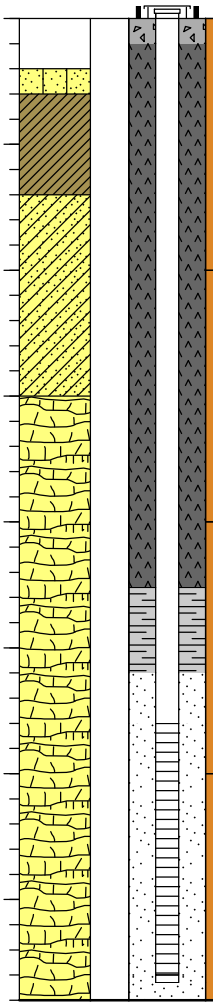

| DEPTH (FT) | Sample Type | Blow Counts | Recovery (%) | N Value | SOIL/ROCK VISUAL DESCRIPTION | ELEVATION (FT NAVD88) |
|---|---|---|---|---|---|---|
| 0 | | | | | (0') No recovery. | 780 |
| | | | | | (2') Silty SAND (SM); dark brown (7.5YR 3/3), moist, trace clay, trace organics. | |
| | | | | | (3') Sandy Lean CLAY (CL); reddish yellow (5YR 6/6), moist, low plasticity. | |
| 5 | CO | -- | 80 | -- | | 775 |
| | | | | | (7') Clayey SAND (SC); yellowish red (5YR 4/6), moist, trace fine gravel. | |
| 10 | | | | | | 770 |
| 15 | CO | -- | 100 | -- | (15') PARTIALLY WEATHERED ROCK (PWR); dark reddish brown (5YR 3/4) color mottles, texture of clayey sand, micaceous. | 765 |
| 20 | | | | | (20') PWR; gray (5YR 6/1), moist, texture of clayey sand, micaceous, relict rock structure, mottling. | 760 |
| 25 | CO | -- | 100 | -- | | 755 |
| 30 | | | | | (30') PWR; pinkish gray (5YR 6/2), moist, texture of clayey sand, micaceous. | 750 |
| 35 | CO | -- | 100 | -- | (36') Large chunks of relict rock fragments. | 745 |
| | | | | | (39') Boring terminated. | |

NOTES: Well sealed with bentonite grout and bentonite pellets. Well completed with 0.3' long PVC sump below well screen and aboveground (+2.63 ft) PVC stickup with metal protective cover and bollards set in concrete. Well depth measured from ground surface. Coordinates in North American Datum (NAD) 1983, State Plane, Georgia-West, feet. Vertical elevations are referenced to the North American Vertical Datum (NAVD) of 1988.

| Geosyntec consultants (engineers \| scientists \| innovators) | **Client:** Southern Company Services<br>**Project:** Plant Wansley Well Installation<br>**Address:** 1371 Liberty Church Rd, Carrollton, GA | **WELL LOG**<br>**Well No.** GWC-24A<br>**Page:** 1 of 2 |
|---|---|---|

| | | | | | |
|---|---|---|---|---|---|
| Drilling Start Date: | **4/8/2026** | Boring Depth (ft): | **50.5** | Well Depth (ft bgs): | **50.30** |
| Drilling End Date: | **4/8/2026** | Boring Diameter (in): | **6** | Well Diameter (in): | **2** |
| Drilling Company: | **Cascade Drilling** | Sampling Method(s): | **Core Barrel** | Screen Slot (in): | **0.010** |
| Drilling Method: | **Sonic** | Depth to Water (ft bgs): | **27.2** | Riser Material: | **Sch 40 PVC** |
| Drilling Equipment: | **Terrasonic Ti150** | Ground Surface Elev. (ft): | **782.17** | Screen Material: | **Sch 40 PVC Slotted** |
| Driller: | **J. Smith** | Top of Casing Elev. (ft): | **784.96** | Seal Material(s): | **Grout, Bentonite** |
| Logged By: | **A. Tomlinson** | North,East (ft): | **1237226.62, 2026372.48** | Filter Pack: | **#20/40 Sand** |

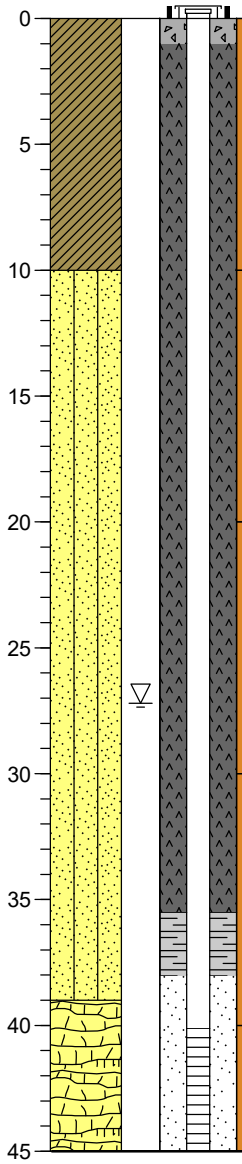

| DEPTH (FT) | Sample Type | Blow Counts | Recovery (%) | N Value | SOIL/ROCK VISUAL DESCRIPTION | ELEVATION (FT NAVD88) |
|---|---|---|---|---|---|---|
| 0–5 | CO | -- | 100 | -- | (0') Lean CLAY (CL); red (2.5YR 4/6), soft, low plasticity, trace fine to medium sand. | 780, 775 |
| 10–15 | CO | -- | 100 | -- | (10') Silty SAND (SM); strong brown (7.5YR 4/6), moist throughout, wet at bottom, poorly graded, fine to medium grained, trace fine subangular gravel. | 770, 765 |
| 20–25 | CO | -- | 100 | -- | (20') Wet, some clay.<br>(27') Fine, subangular, gray gravel layer. | 760, 755 |
| 30–35 | CO | -- | 100 | -- | (30') Silty SAND (SM); very pale brown (10YR 7/3) mottled with red, wet, poorly graded, fine grained, trace clay.<br>(36.5') Dry, trace gravel. | 750, 745 |
| 40–45 | CO | -- | 100 | -- | (39') PARTIALLY WEATHERED ROCK (PWR); gray, fine to coarse gravel, some clay.<br>(40') PWR; dark gray, fine to coarse gravel with some larger pieces of rock, some staining at finer gravel layer. | 740 |

NOTES: Well sealed with bentonite grout and bentonite pellets. Well completed with 0.3' long PVC sump below well screen and aboveground (+2.80 ft) PVC stickup with metal protective cover and bollards set in concrete. Well depth measured from ground surface. Coordinates in North American Datum (NAD) 1983, State Plane, Georgia-West, feet. Vertical elevations are referenced to the North American Vertical Datum (NAVD) of 1988.

| Geosyntec consultants<br>engineers \| scientists \| innovators | **Client:** Southern Company Services<br>**Project:** Plant Wansley Well Installation<br>**Address:** 1371 Liberty Church Rd, Carrollton, GA | **WELL LOG**<br>**Well No.** GWC-24A<br>**Page:** 2 of 2 |
|---|---|---|

| | | | | | |
|---|---|---|---|---|---|
| Drilling Start Date: | **4/8/2026** | Boring Depth (ft): | **50.5** | Well Depth (ft bgs): | **50.30** |
| Drilling End Date: | **4/8/2026** | Boring Diameter (in): | **6** | Well Diameter (in): | **2** |
| Drilling Company: | **Cascade Drilling** | Sampling Method(s): | **Core Barrel** | Screen Slot (in): | **0.010** |
| Drilling Method: | **Sonic** | Depth to Water (ft bgs): | **27.2** | Riser Material: | **Sch 40 PVC** |
| Drilling Equipment: | **Terrasonic Ti150** | Ground Surface Elev. (ft): | **782.17** | Screen Material: | **Sch 40 PVC Slotted** |
| Driller: | **J. Smith** | Top of Casing Elev. (ft): | **784.96** | Seal Material(s): | **Grout, Bentonite** |
| Logged By: | **A. Tomlinson** | North,East (ft): | **1237226.62, 2026372.48** | Filter Pack: | **#20/40 Sand** |

| DEPTH (FT) | LITHOLOGY | WATER LEVEL | WELL COMPLETION | Sample Type | Blow Counts | Recovery (%) | N Value | SOIL/ROCK VISUAL DESCRIPTION | ELEVATION (FT NAVD88) |
|---|---|---|---|---|---|---|---|---|---|
| 45 | 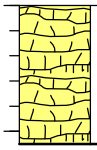 | | 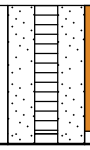 | CO | -- | 100 | -- | | 735 |
| 50 | | | | | | | | | |

(50.5') Boring terminated.

NOTES: Well sealed with bentonite grout and bentonite pellets. Well completed with 0.3' long PVC sump below well screen and aboveground (+2.80 ft) PVC stickup with metal protective cover and bollards set in concrete. Well depth measured from ground surface. Coordinates in North American Datum (NAD) 1983, State Plane, Georgia-West, feet. Vertical elevations are referenced to the North American Vertical Datum (NAVD) of 1988.

| Geosyntec consultants (engineers \| scientists \| innovators) | **Client:** Southern Company Services<br>**Project:** Plant Wansley Well Installation<br>**Address:** 1371 Liberty Church Rd, Carrollton, GA | **WELL LOG**<br>**Well No.** GWC-25A<br>**Page:** 1 of 2 |
|---|---|---|

| | | | | | |
|---|---|---|---|---|---|
| Drilling Start Date: | **3/30/2026** | Boring Depth (ft): | **80.8** | Well Depth (ft bgs): | **80.77** |
| Drilling End Date: | **4/3/2026** | Boring Diameter (in): | **7** | Well Diameter (in): | **2** |
| Drilling Company: | **Cascade Drilling** | Sampling Method(s): | **Core Barrel** | Screen Slot (in): | **0.010** |
| Drilling Method: | **Sonic** | Depth to Water (ft bgs): | **65.1** | Riser Material: | **Sch 40 PVC** |
| Drilling Equipment: | **Terrasonic Ti150** | Ground Surface Elev. (ft): | **815.99** | Screen Material: | **Sch 40 PVC Slotted** |
| Driller: | **N. Bruno** | Top of Casing Elev. (ft): | **818.43** | Seal Material(s): | **Grout, Bentonite** |
| Logged By: | **A. Tomlinson** | North,East (ft): | **1237236.15, 2026062.83** | Filter Pack: | **#20/40 Sand** |



| DEPTH (FT) | Sample Type | Blow Counts | Recovery (%) | N Value | SOIL/ROCK VISUAL DESCRIPTION | ELEVATION (FT NAVD88) |
|---|---|---|---|---|---|---|
| 0 | | | | | (0') Silty SAND (SM); dark reddish brown (5YR 3/4), moist, poorly graded, fine sand, trace clay. | 815 |
| 5 | CO | -- | 100 | -- | (2') Sandy Lean CLAY (CL); red (2.5YR 5/6), poorly graded, fine to medium sand, mica present, transitions to clayey sand. | 810 |
| | | | | | (7') SAND (SP); reddish brown (5YR 5/4), dry, loose, poorly graded, fine to medium grained. | |
| 10 | CO | -- | 100 | -- | (10') SAND (SP); grades from reddish yellow (7.5YR 7/6) to yellowish red (5YR 5/6), poorly graded, fine to medium sand, trace medium to coarse subangular gravel throughout. | 805 |
| 15 | | | | | | 800 |
| 20 | CO | -- | 100 | -- | (19') Sandy Lean CLAY (CL); red (2.5YR 5/6), poorly graded, fine sand.<br>(20') SAND (SP); grades from brown (7.5YR 4/4) to reddish brown (2.5YR 4/4), dry, poorly graded, medium grained, trace silt. | 795 |
| 25 | CO | -- | 100 | -- | (24') Silty SAND (SM); dry, poorly graded, fine to medium sand, bottom 1' has coarse subangular gravel. | 790 |
| 30 | CO | -- | 100 | -- | (30') Sandy Lean CLAY (CL); gray with some pinkish red mottling, medium plasticity. | 785 |
| 35 | | | | | (32') SAND with gravel (SP); strong brown (7.5YR 5/6), dry, poorly graded, medium to coarse grained, gravel is subrounded to subangular. | 780 |
| 40 | CO | -- | 70 | -- | (38') PARTIALLY WEATHERED ROCK (PWR); well-graded, observed as fine to coarse gravel with sand, pieces of schist, start of PWR.<br>(40') Same as above.<br>(41') Silty SAND (SM); reddish yellow (7.5YR 6/8), poorly graded, fine to medium grained, trace clay. | 775 |
| 45 | | | | | | |

NOTES: Well sealed with bentonite grout and bentonite pellets. Well completed with 0.3' long PVC sump below well screen and aboveground (+2.44 ft) PVC stickup with metal protective cover and bollards set in concrete. Well depth measured from ground surface. Coordinates in North American Datum (NAD) 1983, State Plane, Georgia-West, feet. Vertical elevations are referenced to the North American Vertical Datum (NAVD) of 1988.

| Geosyntec consultants (engineers \| scientists \| innovators) | **Client:** Southern Company Services<br>**Project:** Plant Wansley Well Installation<br>**Address:** 1371 Liberty Church Rd, Carrollton, GA | **WELL LOG**<br>**Well No.** GWC-25A<br>**Page:** 2 of 2 |
|---|---|---|

| | | | | | |
|---|---|---|---|---|---|
| Drilling Start Date: | **3/30/2026** | Boring Depth (ft): | **80.8** | Well Depth (ft bgs): | **80.77** |
| Drilling End Date: | **4/3/2026** | Boring Diameter (in): | **7** | Well Diameter (in): | **2** |
| Drilling Company: | **Cascade Drilling** | Sampling Method(s): | **Core Barrel** | Screen Slot (in): | **0.010** |
| Drilling Method: | **Sonic** | Depth to Water (ft bgs): | **65.1** | Riser Material: | **Sch 40 PVC** |
| Drilling Equipment: | **Terrasonic Ti150** | Ground Surface Elev. (ft): | **815.99** | Screen Material: | **Sch 40 PVC Slotted** |
| Driller: | **N. Bruno** | Top of Casing Elev. (ft): | **818.43** | Seal Material(s): | **Grout, Bentonite** |
| Logged By: | **A. Tomlinson** | North,East (ft): | **1237236.15, 2026062.83** | Filter Pack: | **#20/40 Sand** |

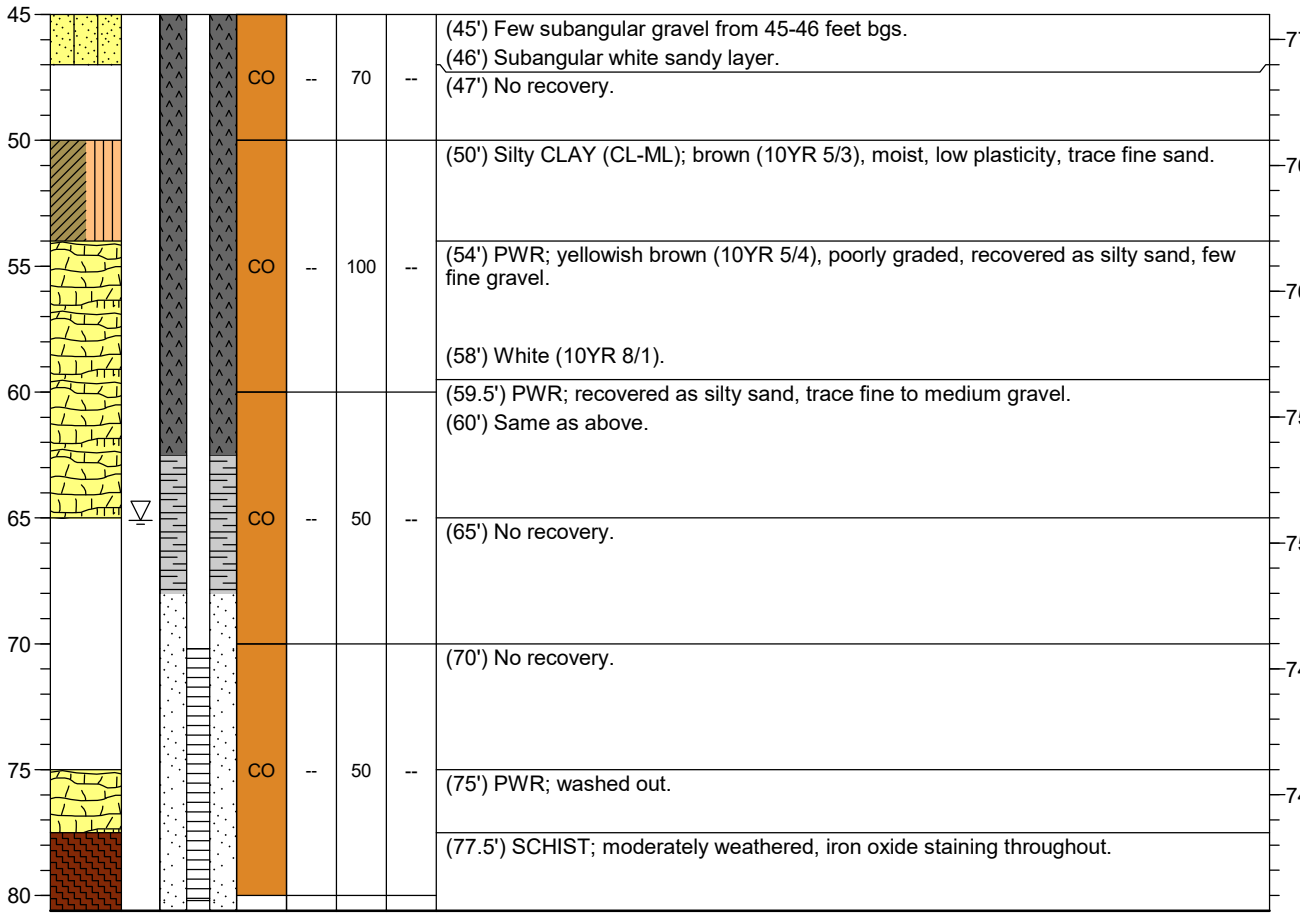


NOTES: Well sealed with bentonite grout and bentonite pellets. Well completed with 0.3' long PVC sump below well screen and aboveground (+2.44 ft) PVC stickup with metal protective cover and bollards set in concrete. Well depth measured from ground surface. Coordinates in North American Datum (NAD) 1983, State Plane, Georgia-West, feet. Vertical elevations are referenced to the North American Vertical Datum (NAVD) of 1988.

| Geosyntec consultants<br>engineers \| scientists \| innovators | **Client:** Southern Company Services<br>**Project:** Plant Wansley Well Installation<br>**Address:** 1371 Liberty Church Rd, Carrollton, GA | **WELL LOG**<br>**Well No.** GWC-31A<br>**Page:** 1 of 2 |
|---|---|---|

| | | | | | |
|---|---|---|---|---|---|
| Drilling Start Date: | **4/11/2026** | Boring Depth (ft): | **50.5** | Well Depth (ft bgs): | **50.48** |
| Drilling End Date: | **4/11/2026** | Boring Diameter (in): | **6** | Well Diameter (in): | **2** |
| Drilling Company: | **Cascade Drilling** | Sampling Method(s): | **Core Barrel** | Screen Slot (in): | **0.010** |
| Drilling Method: | **Sonic** | Depth to Water (ft bgs): | **20** | Riser Material: | **Sch 40 PVC** |
| Drilling Equipment: | **Terrasonic Ti150** | Ground Surface Elev. (ft): | **782.49** | Screen Material: | **Sch 40 PVC Slotted** |
| Driller: | **J. Smith** | Top of Casing Elev. (ft): | **785.25** | Seal Material(s): | **Grout, Bentonite** |
| Logged By: | **A. Ullrich** | North,East (ft): | **1238711.38, 2025563.33** | Filter Pack: | **#20/40 Sand** |

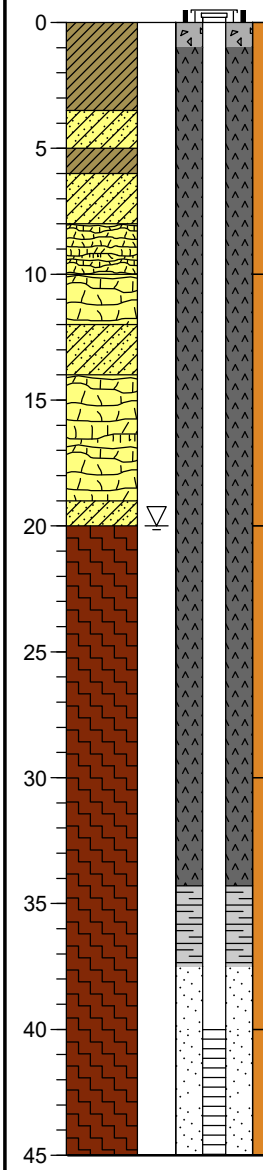

| DEPTH (FT) | Sample Type | Blow Counts | Recovery (%) | N Value | SOIL/ROCK VISUAL DESCRIPTION | ELEVATION (FT NAVD88) |
|---|---|---|---|---|---|---|
| 0 | | | | | (0') Sandy Lean CLAY (CL); reddish yellow (5YR 6/8), moist, soft, trace gravel. | 780 |
| 5 | CO | -- | 90 | -- | (3.5') Clayey SAND (SC); light gray (7.5YR 7/1), medium dense, poorly graded, medium grained, grades downward to sandy clay. | |
| | | | | | (5') Sandy Lean CLAY (CL); brownish yellow (10YR 6/8), moist, soft. | |
| | | | | | (6') Clayey SAND (SC); light gray (7.5YR 7/1), medium dense, poorly graded, medium grained. | 775 |
| 10 | | | | | (8') SAPROLITE; light gray/white (10YR 8/1), loose, poorly graded, recovered as sand, medium grained, some gravel (gneissic). | |
| | | | | | (10') PARTIALLY WEATHERED ROCK (PWR); tan, poor competence, saprolite, gneiss, trace mica, relict structures. | 770 |
| 15 | CO | -- | 70 | -- | (12') Clayey SAND with gravel (SC); brownish yellow (10YR 6/8), medium dense, well-graded, medium grained, some gravel. | |
| | | | | | (14') PWR; tan to white, poor competence, saprolite, gneiss, trace mica. | |
| | | | | | (16') PWR; light pinkish gray, moderate competence, slightly fractured, gneiss, minor iron oxide staining. | 765 |
| 20 | | | | | (19') Clayey SAND (SC); brownish yellow (10YR 6/8), medium dense, well-graded, coarse grained, overlain by dark brown sandy clay (approximately 2"). | |
| | | | | | (20') GNEISS; light pinkish gray; colored grades downward to dark gray, fractured, bedrock, minor oxide staining. | 760 |
| 25 | CO | -- | 50 | -- | (21') GNEISS; dark gray, medium grained. | 755 |
| 30 | | | | | | 750 |
| 35 | CO | -- | 60 | -- | (33') Slightly fractured, oxide staining. | 745 |
| 40 | | | | | (39') Slightly fractured, oxide staining. | |
| | CO | -- | 57 | -- | (41') GNEISS; gray, competent, light pink feldspar bands, little fracturing, lack of oxide staining. | 740 |
| 45 | | | | | | |

NOTES: Well sealed with bentonite grout and bentonite pellets. Well completed with 0.3' long PVC sump below well screen and aboveground (+2.76 ft) PVC stickup with metal protective cover and bollards set in concrete. Well depth measured from ground surface. Coordinates in North American Datum (NAD) 1983, State Plane, Georgia-West, feet. Vertical elevations are referenced to the North American Vertical Datum (NAVD) of 1988.

| Geosyntec consultants<br>engineers \| scientists \| innovators | **Client:** Southern Company Services<br>**Project:** Plant Wansley Well Installation<br>**Address:** 1371 Liberty Church Rd, Carrollton, GA | **WELL LOG**<br>**Well No.** GWC-31A<br>**Page:** 2 of 2 |
|---|---|---|

| | | | | | |
|---|---|---|---|---|---|
| Drilling Start Date: | **4/11/2026** | Boring Depth (ft): | **50.5** | Well Depth (ft bgs): | **50.48** |
| Drilling End Date: | **4/11/2026** | Boring Diameter (in): | **6** | Well Diameter (in): | **2** |
| Drilling Company: | **Cascade Drilling** | Sampling Method(s): | **Core Barrel** | Screen Slot (in): | **0.010** |
| Drilling Method: | **Sonic** | Depth to Water (ft bgs): | **20** | Riser Material: | **Sch 40 PVC** |
| Drilling Equipment: | **Terrasonic Ti150** | Ground Surface Elev. (ft): | **782.49** | Screen Material: | **Sch 40 PVC Slotted** |
| Driller: | **J. Smith** | Top of Casing Elev. (ft): | **785.25** | Seal Material(s): | **Grout, Bentonite** |
| Logged By: | **A. Ullrich** | North,East (ft): | **1238711.38, 2025563.33** | Filter Pack: | **#20/40 Sand** |

| DEPTH (FT) | LITHOLOGY | WATER LEVEL | WELL COMPLETION | Sample Type | Blow Counts | Recovery (%) | N Value | SOIL/ROCK VISUAL DESCRIPTION | ELEVATION (FT NAVD88) |
|---|---|---|---|---|---|---|---|---|---|
| 45 | | | | | | | | | |
| | | | | CO | -- | 57 | -- | (47') Minor staining. | 735 |
| 50 | | | | | | | | | |

(50.5') Boring terminated.

NOTES: Well sealed with bentonite grout and bentonite pellets. Well completed with 0.3' long PVC sump below well screen and aboveground (+2.76 ft) PVC stickup with metal protective cover and bollards set in concrete. Well depth measured from ground surface. Coordinates in North American Datum (NAD) 1983, State Plane, Georgia-West, feet. Vertical elevations are referenced to the North American Vertical Datum (NAVD) of 1988.

| Geosyntec consultants (engineers \| scientists \| innovators) | **Client:** Southern Company Services<br>**Project:** Plant Wansley Well Installation<br>**Address:** 1371 Liberty Church Rd, Carrollton, GA | **WELL LOG**<br>**Well No.** GWC-36<br>**Page:** 1 of 2 |
|---|---|---|

| | | | | | |
|---|---|---|---|---|---|
| Drilling Start Date: | **4/10/2026** | Boring Depth (ft): | **50.5** | Well Depth (ft bgs): | **50.39** |
| Drilling End Date: | **4/10/2026** | Boring Diameter (in): | **6** | Well Diameter (in): | **2** |
| Drilling Company: | **Cascade Drilling** | Sampling Method(s): | **Core Barrel** | Screen Slot (in): | **0.010** |
| Drilling Method: | **Sonic** | Depth to Water (ft bgs): | **25** | Riser Material: | **Sch 40 PVC** |
| Drilling Equipment: | **Terrasonic Ti150** | Ground Surface Elev. (ft): | **767.29** | Screen Material: | **Sch 40 PVC Slotted** |
| Driller: | **J. Smith** | Top of Casing Elev. (ft): | **770.27** | Seal Material(s): | **Grout, Bentonite** |
| Logged By: | **A. Ullrich** | North,East (ft): | **1238871.11, 2026259.28** | Filter Pack: | **#20/40 Sand** |

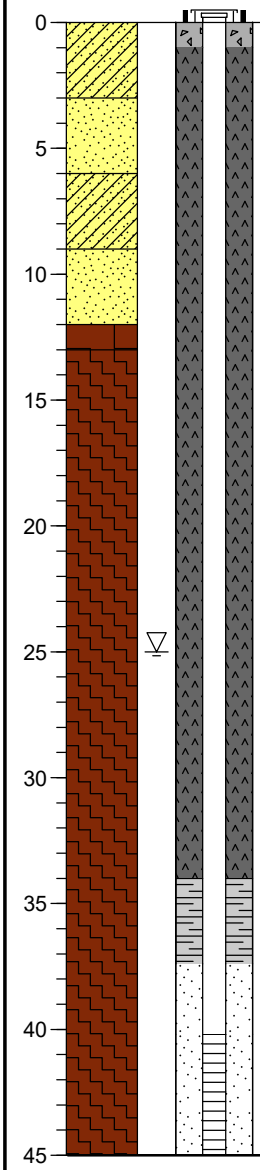

| DEPTH (FT) | SOIL/ROCK VISUAL DESCRIPTION | ELEVATION (FT NAVD88) |
|---|---|---|
| 0 | (0') Clayey SAND (SC); grayish brown (2.5Y 5/2), medium dense, well-graded, medium grained. | |
| | (1') Clayey SAND (SC); yellow (2.5Y 7/8), medium dense, poorly graded, medium grained. | 765 |
| 5 | (3') SAND with gravel (SP); very pale brown (10YR 8/4), medium dense, well-graded, coarse grained, some gravel. | |
| | (6') Clayey SAND (SC); yellowish brown (10YR 5/8), medium dense, poorly graded, medium grained, yellow mottling (10YR 8/8). | 760 |
| 10 | (9') SAND with gravel (SP); very pale brown (10YR 8/4), medium dense, well-graded, coarse grained, some gravel. | |
| | (12') QUARTZITE; light gray, competent, slightly weathered, medium grained. | 755 |
| | (13') GNEISS; light yellowish gray, feldspar rich bands light pinkish gray, slightly weathered, medium grained. | |
| 15 | (17') Moderately weathered. | 750 |
| 20 | (20') GNEISS; light yellowish gray, slightly weathered, minor fracturing, medium grained, some oxide staining. | |
| | | 745 |
| 25 | | |
| | | 740 |
| 30 | | |
| | | 735 |
| 35 | (35') Fractured, significant oxide staining. | |
| | | 730 |
| 40 | | |
| | | 725 |
| 45 | | |

NOTES: Well sealed with bentonite grout and bentonite pellets. Well completed with 0.3' long PVC sump below well screen and aboveground (+2.99 ft) PVC stickup with metal protective cover and bollards set in concrete. Well depth measured from ground surface. Coordinates in North American Datum (NAD) 1983, State Plane, Georgia-West, feet. Vertical elevations are referenced to the North American Vertical Datum (NAVD) of 1988.

| Geosyntec consultants<br>engineers \| scientists \| innovators | **Client:** Southern Company Services<br>**Project:** Plant Wansley Well Installation<br>**Address:** 1371 Liberty Church Rd, Carrollton, GA | **WELL LOG**<br>**Well No.** GWC-36<br>**Page:** 2 of 2 |
|---|---|---|

| | | | | | |
|---|---|---|---|---|---|
| Drilling Start Date: | **4/10/2026** | Boring Depth (ft): | **50.5** | Well Depth (ft bgs): | **50.39** |
| Drilling End Date: | **4/10/2026** | Boring Diameter (in): | **6** | Well Diameter (in): | **2** |
| Drilling Company: | **Cascade Drilling** | Sampling Method(s): | **Core Barrel** | Screen Slot (in): | **0.010** |
| Drilling Method: | **Sonic** | Depth to Water (ft bgs): | **25** | Riser Material: | **Sch 40 PVC** |
| Drilling Equipment: | **Terrasonic Ti150** | Ground Surface Elev. (ft): | **767.29** | Screen Material: | **Sch 40 PVC Slotted** |
| Driller: | **J. Smith** | Top of Casing Elev. (ft): | **770.27** | Seal Material(s): | **Grout, Bentonite** |
| Logged By: | **A. Ullrich** | North,East (ft): | **1238871.11, 2026259.28** | Filter Pack: | **#20/40 Sand** |

| DEPTH (FT) | LITHOLOGY | WATER LEVEL | WELL COMPLETION | Sample Type | Blow Counts | Recovery (%) | N Value | SOIL/ROCK VISUAL DESCRIPTION | ELEVATION (FT NAVD88) |
|---|---|---|---|---|---|---|---|---|---|
| 45 | | | | | | | | (45') GNEISS; light yellowish gray, slightly weathered, fractured, significant oxide staining. | 720 |
| 50 | | | | | | | | | |

(50.5') Boring terminated.

NOTES: Well sealed with bentonite grout and bentonite pellets. Well completed with 0.3' long PVC sump below well screen and aboveground (+2.99 ft) PVC stickup with metal protective cover and bollards set in concrete. Well depth measured from ground surface. Coordinates in North American Datum (NAD) 1983, State Plane, Georgia-West, feet. Vertical elevations are referenced to the North American Vertical Datum (NAVD) of 1988.

| Geosyntec consultants (engineers \| scientists \| innovators) | **Client:** Southern Company Services<br>**Project:** Plant Wansley Well Installation<br>**Address:** 1371 Liberty Church Rd, Carrollton, GA | **WELL LOG**<br>**Well No.** GWC-37<br>**Page:** 1 of 1 |
|---|---|---|

| | | | | | |
|---|---|---|---|---|---|
| Drilling Start Date: | **3/3/2026** | Boring Depth (ft): | **40.3** | Well Depth (ft bgs): | **39.71** |
| Drilling End Date: | **3/3/2026** | Boring Diameter (in): | **6** | Well Diameter (in): | **2** |
| Drilling Company: | **Cascade Drilling** | Sampling Method(s): | **Core Barrel** | Screen Slot (in): | **0.010** |
| Drilling Method: | **Sonic** | Depth to Water (ft bgs): | **17.62** | Riser Material: | **Sch 40 PVC** |
| Drilling Equipment: | **Terrasonic Ti150** | Ground Surface Elev. (ft): | **749.17** | Screen Material: | **Sch 40 PVC Slotted** |
| Driller: | **N. Bruno** | Top of Casing Elev. (ft): | **752.75** | Seal Material(s): | **Grout, Bentonite** |
| Logged By: | **G. Kouvatsis** | North,East (ft): | **1239012.57, 2026624.13** | Filter Pack: | **#20/40 Sand** |

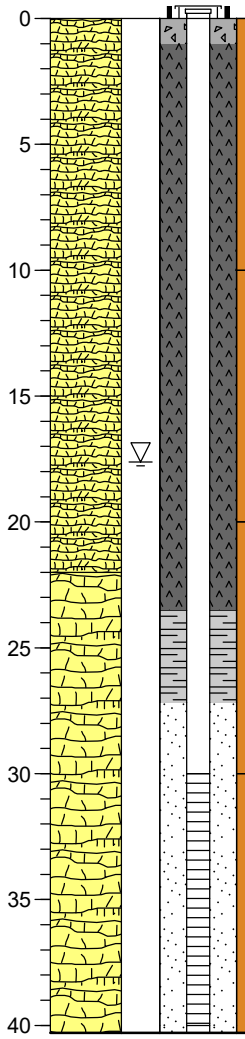

| DEPTH (FT) | Sample Type | Blow Counts | Recovery (%) | N Value | SOIL/ROCK VISUAL DESCRIPTION | ELEVATION (FT NAVD88) |
|---|---|---|---|---|---|---|
| 0–5 | CO | -- | 100 | -- | (0') SAPROLITE; dark reddish brown (5YR 3/2), moist, texture of sandy clay, some silt, trace organics.<br>(3') SAPROLITE; yellowish red (5YR 5/8), dry, soft, texture of clay, some silt, trace sand.<br>(5') SAPROLITE; reddish brown (5YR 5/4), moist, texture of sandy clay, some silt, rock relict structure, mica quartz. | 745 |
| 5–10 | | | | | | 740 |
| 10–15 | CO | -- | 100 | -- | | 735 |
| 15–20 | | | | | (17') SAPROLITE; pale brown (10YR 6/3), moist, soft, texture of silty sand. | 730 |
| 20–25 | CO | -- | 100 | -- | (22') PARTIALLY WEATHERED ROCK (PWR); light reddish brown (5YR 6/3), moist, weathered gneiss. | 725 |
| 25–30 | | | | | | 720 |
| 30–35 | CO | -- | 97 | -- | | 715 |
| 35–40 | | | | | | 710 |

(40.3') Boring terminated.

NOTES: Well sealed with bentonite grout and bentonite pellets. Well completed with 0.3' long PVC sump below well screen and aboveground (+3.59 ft) PVC stickup with metal protective cover and bollards set in concrete. Well depth measured from ground surface. Coordinates in North American Datum (NAD) 1983, State Plane, Georgia-West, feet. Vertical elevations are referenced to the North American Vertical Datum (NAVD) of 1988.

| Geosyntec consultants (engineers \| scientists \| innovators) | **Client:** Southern Company Services<br>**Project:** Plant Wansley Well Installation<br>**Address:** 1371 Liberty Church Rd, Carrollton, GA | **WELL LOG**<br>**Well No.** GWC-38<br>**Page:** 1 of 1 |
|---|---|---|

| | | | | | |
|---|---|---|---|---|---|
| Drilling Start Date: | **3/4/2026** | Boring Depth (ft): | **41.2** | Well Depth (ft bgs): | **41.13** |
| Drilling End Date: | **3/4/2026** | Boring Diameter (in): | **6** | Well Diameter (in): | **2** |
| Drilling Company: | **Cascade Drilling** | Sampling Method(s): | **Core Barrel** | Screen Slot (in): | **0.010** |
| Drilling Method: | **Sonic** | Depth to Water (ft bgs): | **19.85** | Riser Material: | **Sch 40 PVC** |
| Drilling Equipment: | **Terrasonic Ti150** | Ground Surface Elev. (ft): | **750.70** | Screen Material: | **Sch 40 PVC Slotted** |
| Driller: | **N. Bruno** | Top of Casing Elev. (ft): | **753.22** | Seal Material(s): | **Grout, Bentonite** |
| Logged By: | **G. Kouvatsis** | North,East (ft): | **1239081.31, 2027010.24** | Filter Pack: | **#20/40 Sand** |

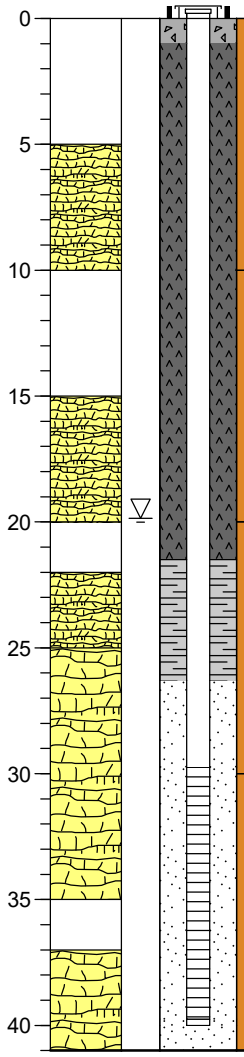

| DEPTH (FT) | Sample Type | Blow Counts | Recovery (%) | N Value | SOIL/ROCK VISUAL DESCRIPTION | ELEVATION (FT NAVD88) |
|---|---|---|---|---|---|---|
| 0 | | | | | (0') No recovery. | 750 |
| 5 | CO | -- | 50 | -- | (5') SAPROLITE; red (10R 5/6), dry, soft, texture of sandy clay (CL), some silt. | 745 |
| | | | | | (7.5') SAPROLITE; reddish brown (2.5YR 4/4), dry, texture of sandy clay (CL), trace subangular gravel, some silt. | |
| 10 | | | | | (10') No recovery. | 740 |
| 15 | CO | -- | 50 | -- | (15') SAPROLITE; dark reddish brown (2.5YR 2.5/4), dry, texture of sandy silt, trace clay, mica grains visible. | 735 |
| 20 | | | | | (20') No recovery. | 730 |
| | | | | | (22') SAPROLITE; light brown (7.5YR 6/3), wet, texture of clayey sand, mica grains, some silt. | |
| 25 | CO | -- | 80 | -- | (25') PARTIALLY WEATHERED ROCK (PWR); light brown (7.5YR 6/4), moist, weathered gneiss foliation, relict rock structure. | 725 |
| 30 | | | | | | 720 |
| 35 | CO | -- | 73 | -- | (35') No recovery. | 715 |
| | | | | | (37') PWR; light brown (7.5YR 6/4), moist, weathered gneiss, relict rock structure. | |
| 40 | | | | | | 710 |

(41.2') Boring terminated.

NOTES: Well sealed with bentonite grout and bentonite pellets. Well completed with 0.3' long PVC sump below well screen and aboveground (+2.52 ft) PVC stickup with metal protective cover and bollards set in concrete. Well depth measured from ground surface. Coordinates in North American Datum (NAD) 1983, State Plane, Georgia-West, feet. Vertical elevations are referenced to the North American Vertical Datum (NAVD) of 1988.

| Geosyntec consultants<br>engineers \| scientists \| innovators | **Client:** Southern Company Services<br>**Project:** Plant Wansley Well Installation<br>**Address:** 1371 Liberty Church Rd, Carrollton, GA | **WELL LOG**<br>**Well No.** GWC-39<br>**Page:** 1 of 2 |
|---|---|---|

| | | | | | |
|---|---|---|---|---|---|
| Drilling Start Date: | **4/13/2026** | Boring Depth (ft): | **50.3** | Well Depth (ft bgs): | **50.23** |
| Drilling End Date: | **4/13/2026** | Boring Diameter (in): | **6** | Well Diameter (in): | **2** |
| Drilling Company: | **Cascade Drilling** | Sampling Method(s): | **Core Barrel** | Screen Slot (in): | **0.010** |
| Drilling Method: | **Sonic** | Depth to Water (ft bgs): | **30** | Riser Material: | **Sch 40 PVC** |
| Drilling Equipment: | **Terrasonic Ti150** | Ground Surface Elev. (ft): | **752.59** | Screen Material: | **Sch 40 PVC Slotted** |
| Driller: | **J. Smith** | Top of Casing Elev. (ft): | **755.51** | Seal Material(s): | **Grout, Bentonite** |
| Logged By: | **A. Ullrich** | North,East (ft): | **1239096.82, 2027479.86** | Filter Pack: | **#20/40 Sand** |

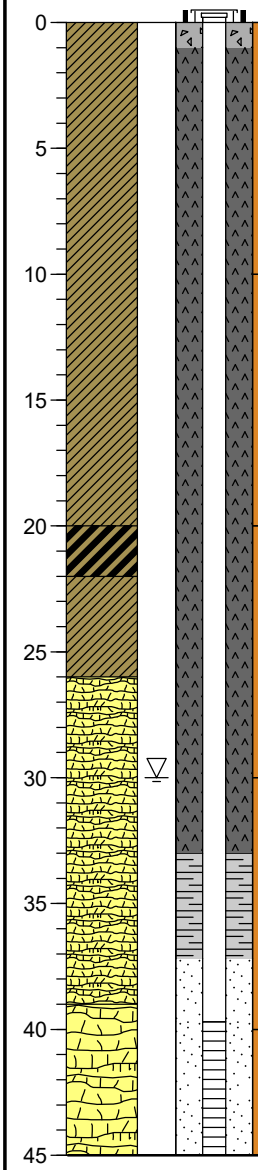

| DEPTH (FT) | Sample Type | Blow Counts | Recovery (%) | N Value | SOIL/ROCK VISUAL DESCRIPTION | ELEVATION (FT NAVD88) |
|---|---|---|---|---|---|---|
| 0–10 | CO | -- | 80 | -- | (0') Sandy Lean CLAY (CL); brownish yellow (10YR 6/8), dry, soft, intervals of light gray clayey sand, trace gravel.<br>(8') Grayish brown and dark gray mottling from 8 10 feet bgs. | 750<br>745 |
| 10–15 | CO | -- | 100 | -- | (12') Sandy Lean CLAY (CL); very dark gray (10YR 3/1), moist, stiff, some organic debris (woody/fibrous material).<br>(18') Reddish brown Fat CLAY (moist, stiff) from 18-18.5 ft bgs. | 740<br>735 |
| 20–25 | CO | -- | 100 | -- | (20') Sandy Fat CLAY (CH); red (2.5YR 4/8), moist, medium stiff, high plasticity, grades down to yellowish brown (5YR 4/6) sandy lean clay.<br>(22') Sandy Lean CLAY (CL); yellowish red (5YR 4/6), moist, medium stiff, low plasticity, micaceous, lenses of saprolite gneiss presenting as white sandy clay and clayey sand.<br>(26') SAPROLITE; yellowish red (5YR 4/6), dry, medium dense, well-graded, schist, appears as clayey sand, coarse grained, micaceous, some gravel. | 730<br>725 |
| 30–35 | CO | -- | 100 | -- | (29') SAPROLITE; dark red (2.5YR 3/6), dry, soft, low plasticity, schist, appears as sandy clay, micaceous, soft gravel (schist).<br>(34') Dark yellowish brown (10YR 4/6), dry. | 720<br>715 |
| 40–45 | CO | -- | 100 | -- | (39') PARTIALLY WEATHERED ROCK (PWR); dry, low competence, highly weathered, schist, oxide staining. | 710 |

NOTES: Well sealed with bentonite grout and bentonite pellets. Well completed with 0.3' long PVC sump below well screen and aboveground (+2.91 ft) PVC stickup with metal protective cover and bollards set in concrete. Well depth measured from ground surface. Coordinates in North American Datum (NAD) 1983, State Plane, Georgia-West, feet. Vertical elevations are referenced to the North American Vertical Datum (NAVD) of 1988.

| Geosyntec consultants<br>engineers \| scientists \| innovators | **Client:** Southern Company Services<br>**Project:** Plant Wansley Well Installation<br>**Address:** 1371 Liberty Church Rd, Carrollton, GA | **WELL LOG**<br>**Well No.** GWC-39<br>**Page:** 2 of 2 |
|---|---|---|

| | | | | | |
|---|---|---|---|---|---|
| Drilling Start Date: | **4/13/2026** | Boring Depth (ft): | **50.3** | Well Depth (ft bgs): | **50.23** |
| Drilling End Date: | **4/13/2026** | Boring Diameter (in): | **6** | Well Diameter (in): | **2** |
| Drilling Company: | **Cascade Drilling** | Sampling Method(s): | **Core Barrel** | Screen Slot (in): | **0.010** |
| Drilling Method: | **Sonic** | Depth to Water (ft bgs): | **30** | Riser Material: | **Sch 40 PVC** |
| Drilling Equipment: | **Terrasonic Ti150** | Ground Surface Elev. (ft): | **752.59** | Screen Material: | **Sch 40 PVC Slotted** |
| Driller: | **J. Smith** | Top of Casing Elev. (ft): | **755.51** | Seal Material(s): | **Grout, Bentonite** |
| Logged By: | **A. Ullrich** | North,East (ft): | **1239096.82, 2027479.86** | Filter Pack: | **#20/40 Sand** |

| DEPTH (FT) | LITHOLOGY | WATER LEVEL | WELL COMPLETION | Sample Type | Blow Counts | Recovery (%) | N Value | SOIL/ROCK VISUAL DESCRIPTION | ELEVATION (FT NAVD88) |
|---|---|---|---|---|---|---|---|---|---|
| 45 | | | | CO | -- | 100 | -- | (45') PWR; dark gray, moist, low competence, highly weathered, schist, micaceous. | 705 |
| 50 | | | | | | | | (50.3') Boring terminated. | |

NOTES: Well sealed with bentonite grout and bentonite pellets. Well completed with 0.3' long PVC sump below well screen and aboveground (+2.91 ft) PVC stickup with metal protective cover and bollards set in concrete. Well depth measured from ground surface. Coordinates in North American Datum (NAD) 1983, State Plane, Georgia-West, feet. Vertical elevations are referenced to the North American Vertical Datum (NAVD) of 1988.

| Geosyntec consultants<br>engineers \| scientists \| innovators | **Client:** Southern Company Services<br>**Project:** Plant Wansley Well Installation<br>**Address:** 1371 Liberty Church Rd, Carrollton, GA | **WELL LOG**<br>**Well No.** GWC-40<br>**Page:** 1 of 2 |
|---|---|---|

| | | | | | |
|---|---|---|---|---|---|
| Drilling Start Date: | **3/7/2026** | Boring Depth (ft): | **50** | Well Depth (ft bgs): | **45.31** |
| Drilling End Date: | **3/8/2026** | Boring Diameter (in): | **6** | Well Diameter (in): | **2** |
| Drilling Company: | **Cascade Drilling** | Sampling Method(s): | **Core Barrel** | Screen Slot (in): | **0.010** |
| Drilling Method: | **Sonic** | Depth to Water (ft bgs): | **--** | Riser Material: | **Sch 40 PVC** |
| Drilling Equipment: | **Terrasonic Ti150** | Ground Surface Elev. (ft): | **715.73** | Screen Material: | **Sch 40 PVC Slotted** |
| Driller: | **N. Bruno** | Top of Casing Elev. (ft): | **718.44** | Seal Material(s): | **Grout, Bentonite** |
| Logged By: | **G. Kouvatsis** | North,East (ft): | **1238930.25, 2027915.68** | Filter Pack: | **#20/40 Sand** |



| DEPTH (FT) | Sample Type | Blow Counts | Recovery (%) | N Value | SOIL/ROCK VISUAL DESCRIPTION | ELEVATION (FT NAVD88) |
|---|---|---|---|---|---|---|
| 0 | | | | | (0') No recovery. | 715 |
| 5 | CO | -- | 70 | -- | (3') PARTIALLY WEATHERED ROCK (PWR); light brown (7.5YR 6/4), dry, relict rock structure.<br>(5') PWR; dark brown (7.5YR 3/3), dry, relict rock structure, micaceous.<br>(6') SCHIST; gray to dark gray, moderately hard to hard, breaks along schistosity plane, mica rich, quartz veins present. | 710 |
| 10 | | | | | | 705 |
| 15 | CO | -- | 80 | -- | | 700 |
| 20 | | | | | | 695 |
| 25 | CO | -- | 60 | -- | (25') SCHIST; dark gray, hard, mica-rich, some quartz veins present. | 690 |
| 30 | | | | | | 685 |
| 35 | CO | -- | 100 | -- | | 680 |
| 40 | CO | -- | 100 | -- | (40') SCHIST; gray to dark gray, moderately hard to hard, some thinner bands of quartz, micaceous. | 675 |
| 45 | | | | | | |

NOTES: Well sealed with bentonite grout and bentonite pellets. Well completed with 0.3' long PVC sump below well screen and aboveground (+2.71 ft) PVC stickup with metal protective cover and bollards set in concrete. Well depth measured from ground surface. Coordinates in North American Datum (NAD) 1983, State Plane, Georgia-West, feet. Vertical elevations are referenced to the North American Vertical Datum (NAVD) of 1988.

| Geosyntec consultants (engineers \| scientists \| innovators) | **Client:** Southern Company Services<br>**Project:** Plant Wansley Well Installation<br>**Address:** 1371 Liberty Church Rd, Carrollton, GA | **WELL LOG**<br>**Well No.** GWC-40<br>**Page:** 2 of 2 |
|---|---|---|

| | | | | | |
|---|---|---|---|---|---|
| Drilling Start Date: | **3/7/2026** | Boring Depth (ft): | **50** | Well Depth (ft bgs): | **45.31** |
| Drilling End Date: | **3/8/2026** | Boring Diameter (in): | **6** | Well Diameter (in): | **2** |
| Drilling Company: | **Cascade Drilling** | Sampling Method(s): | **Core Barrel** | Screen Slot (in): | **0.010** |
| Drilling Method: | **Sonic** | Depth to Water (ft bgs): | **--** | Riser Material: | **Sch 40 PVC** |
| Drilling Equipment: | **Terrasonic Ti150** | Ground Surface Elev. (ft): | **715.73** | Screen Material: | **Sch 40 PVC Slotted** |
| Driller: | **N. Bruno** | Top of Casing Elev. (ft): | **718.44** | Seal Material(s): | **Grout, Bentonite** |
| Logged By: | **G. Kouvatsis** | North,East (ft): | **1238930.25, 2027915.68** | Filter Pack: | **#20/40 Sand** |

| DEPTH (FT) | LITHOLOGY | WATER LEVEL | WELL COMPLETION | Sample Type | Blow Counts | Recovery (%) | N Value | SOIL/ROCK VISUAL DESCRIPTION | ELEVATION (FT NAVD88) |
|---|---|---|---|---|---|---|---|---|---|
| 45 | | | | | | | | | 670 |
| | | | | CO | -- | 100 | -- | | |
| 50 | | | | | | | | | |

(50') Boring terminated.

NOTES: Well sealed with bentonite grout and bentonite pellets. Well completed with 0.3' long PVC sump below well screen and aboveground (+2.71 ft) PVC stickup with metal protective cover and bollards set in concrete. Well depth measured from ground surface. Coordinates in North American Datum (NAD) 1983, State Plane, Georgia-West, feet. Vertical elevations are referenced to the North American Vertical Datum (NAVD) of 1988.

# WELL CONSTRUCTION LOG
# ABOVE GROUND COMPLETION

Well I.D.: GWA-2A

Drilling Company: Cascade Drilling
Drillers: N.Bruno
Geologist/Engineer: G. Kouvatsis
Signature: _ G.K.

Site: Plant Wansley
Project Number: 26003370
Installation Method: Sonic
Casing Installation Date: 3/20/2026
Well Type: Monitoring Well
Well Completion Method: Stick up
Geologic Completion Zone: PWR/Bedrock

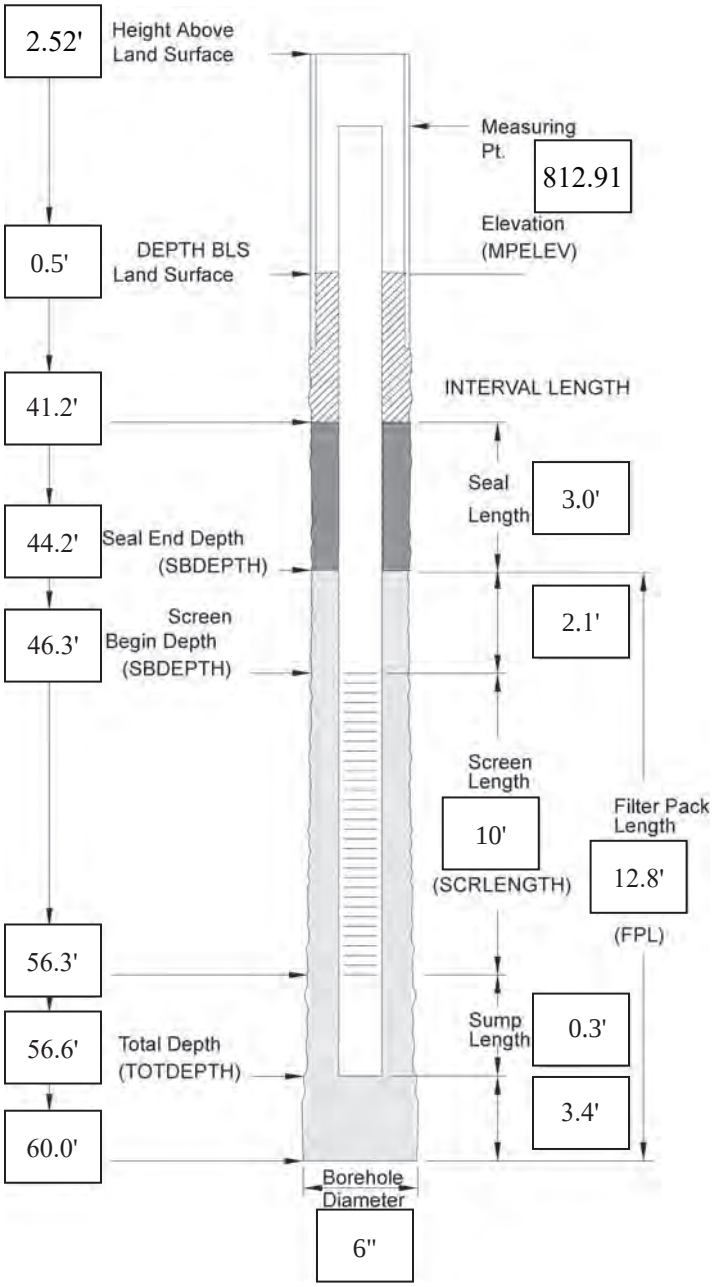


**Well Completion**
Guard Posts **YES** Date: 4/2/2026
Surface Pad Size: 4 ft x 4 ft
**Protective Casing or Cover**
Diameter/Type: 4" x 4" metal
Depth BGS: 2' Weep Hole **YES**
**Grout**
Composition/Proportions: Aquaguard 2 50-lbs bag, 30 gallons of water
Placement Method: Tremie pipe

**Seal** Date: 3/20/2026
Type: 1/2" non-coated bentonite pellets
Source: Pel-Plug 1 5-gallon bucket
Set-up/Hydration Time: 2 hours
Placement Method: Gravity pour
Vol. Fluid Added: NA
**Filter Pack**
Type: 20/40 Filtersil sand
Source: Covia Corporation
Amount Used: 2 cubic ft Placement Method:
Gravity pour **Well Riser Pipe**
Casing Material: Sch 40 PVC
Casing Inside Diameters: 2 in.
**Screen**
Material: Sch 40 PVC U-Pack
Inside Diameter: 2 in.
Screen Slot Size: 0.010 in.
Percent Open Area: NA
Sump or Bottom Cap **YES**
Type/Length: 0.3' Sch 40 PVC cone
**Backfill Plug YES**
Material: Bentonite chips and 20/40 silica sand
Placement Method: Gravity pour
Set-up/Hydration Time: Overnight
**Total Water Volume During Construction**
Introduced (Gal): 10 Recovered (Gal): 10
**Reviewed**
By: Dalton Kegley Date: 6/3/2026

**Comments**
Backfilled to 57' with bentonite chips and to 56.6' with sand.

# WELL CONSTRUCTION LOG
# ABOVE GROUND COMPLETION

Well I.D.: GWA-3A

Drilling Company: Cascade Drilling
Drillers: N.Bruno
Geologist/Engineer: G. Kouvatsis
Signature: _ G.K.

Site: Plant Wansley
Project Number: 26003370
Installation Method: Sonic
Casing Installation Date: 3/17/2026
Well Type: Monitoring Well
Well Completion Method: Stick up
Geologic Completion Zone: Bedrock

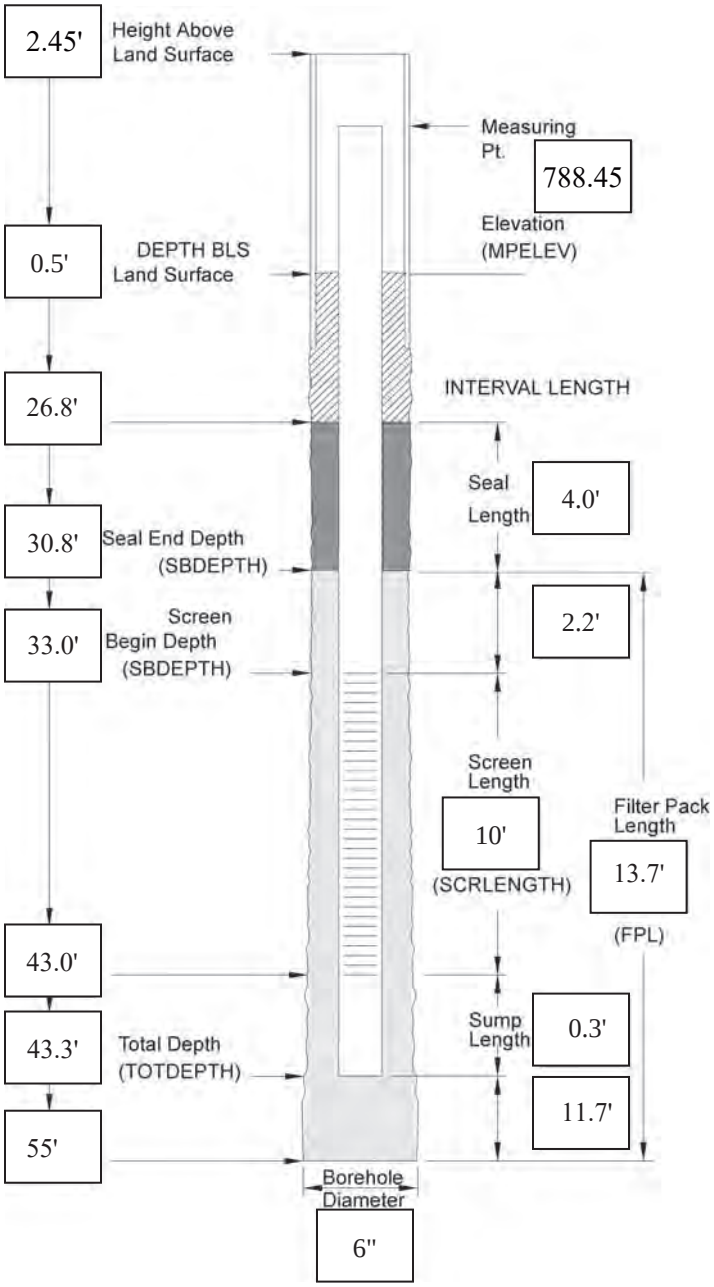


**Well Completion**
Guard Posts **YES** Date: 4/1/2026
Surface Pad Size: 4 ft x 4 ft
**Protective Casing or Cover**
Diameter/Type: 4" x 4" metal
Depth BGS: 2' Weep Hole **YES**
**Grout**
Composition/Proportions: Aquaguard 2 50-lbs bag, 30 gallons of water
Placement Method: Tremie pipe

**Seal** Date: 3/17/2026
Type: 1/2" non-coated bentonite pellets
Source: Pel-Plug 1 5-gallon bucket
Set-up/Hydration Time: Overnight
Placement Method: Gravity pour
Vol. Fluid Added: NA
**Filter Pack**
Type: 20/40 Filtersil sand
Source: Covia Corporation
Amount Used: 2 cubic ft
Placement Method: Gravity pour
**Well Riser Pipe**
Casing Material: Sch 40 PVC
Casing Inside Diameters: 2 in.
**Screen**
Material: Sch 40 PVC U-Pack
Inside Diameter: 2 in.
Screen Slot Size: 0.010 in.
Percent Open Area: NA
Sump or Bottom Cap **YES**
Type/Length: 0.3' Sch 40 PVC cone
**Backfill Plug YES**
Material: Bentonite chips
Placement Method: Gravity pour
Set-up/Hydration Time: 1 hour
**Total Water Volume During Construction**
Introduced (Gal): 10 Recovered (Gal): 10
**Reviewed**
By: Dalton Kegley Date: 6/3/2026

**Comments**
Total boring depth is 55', chips from 55' to 44.5'.

# WELL CONSTRUCTION LOG
# ABOVE GROUND COMPLETION

Well I.D.: GWA-4A

Drilling Company: Cascade Drilling
Drillers: N.Bruno
Geologist/Engineer: G. Kouvatsis
Signature: _ G.Kouvatsis

Site: Plant Wansley
Project Number: 26003370
Installation Method: Sonic
Casing Installation Date: 3/21/2026
Well Type: Monitoring Well
Well Completion Method: Stick up
Geologic Completion Zone: PWR

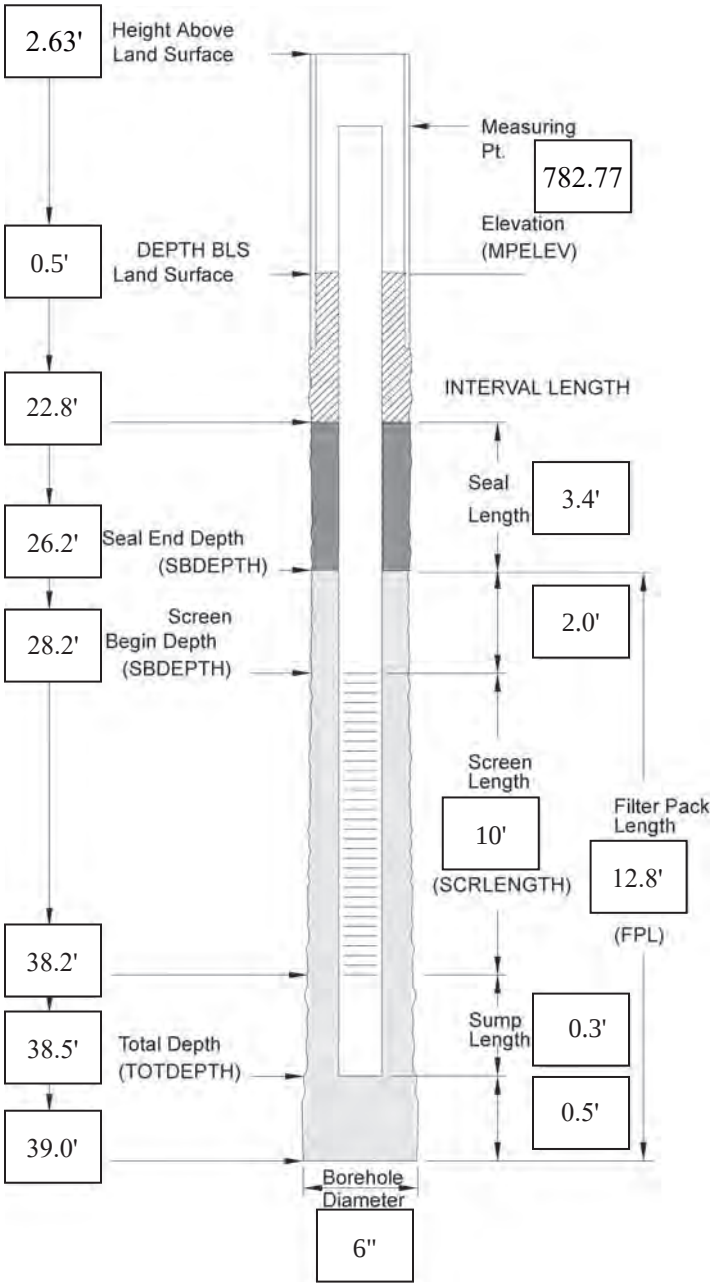


**Well Completion**
Guard Posts **YES** Date: 3/30/2026
Surface Pad Size: 4 ft x 4 ft
**Protective Casing or Cover**
Diameter/Type: 4" x 4" metal
Depth BGS: 2' Weep Hole **YES**
**Grout**
Composition/Proportions: Aquaguard 2 50-lbs bag, 28 gallons of water
Placement Method: Tremie pipe

**Seal** Date: 3/21/2026
Type: 1/2" non-coated bentonite pellets
Source: Pel-Plug 1 5-gallon bucket
Set-up/Hydration Time: Overnight
Placement Method: Gravity pour
Vol. Fluid Added: 10 gals
**Filter Pack**
Type: 20/40 Filtersil sand
Source: Covia Corporation
Amount Used: 2 cubic ft
Placement Method: Gravity pour
**Well Riser Pipe**
Casing Material: Sch 40 PVC
Casing Inside Diameters: 2 in.
**Screen**
Material: Sch 40 PVC U-Pack
Inside Diameter: 2 in.
Screen Slot Size: 0.010 in.
Percent Open Area: NA
Sump or Bottom Cap **YES**
Type/Length: 0.3' Sch 40 PVC cone
**Backfill Plug YES**
Material: 20/40 silica sand
Placement Method: Gravity pour
Set-up/Hydration Time: NA
**Total Water Volume During Construction**
Introduced (Gal): 10 Recovered (Gal): 10
**Reviewed**
By: Dalton Kegley Date: 6/3/2026

**Comments**

# WELL CONSTRUCTION LOG
# ABOVE GROUND COMPLETION

Well I.D.: GWC-24A

Drilling Company: Cascade Drilling
Drillers: J. Smith
Geologist/Engineer: A. Tomlinson
Signature: Amanda Tomlinson

Site: Plant Wansley
Project Number: 26003370
Installation Method: Sonic
Casing Installation Date: 3/21/2026
Well Type: Monitoring Well
Well Completion Method: Stick up
Geologic Completion Zone: PWR

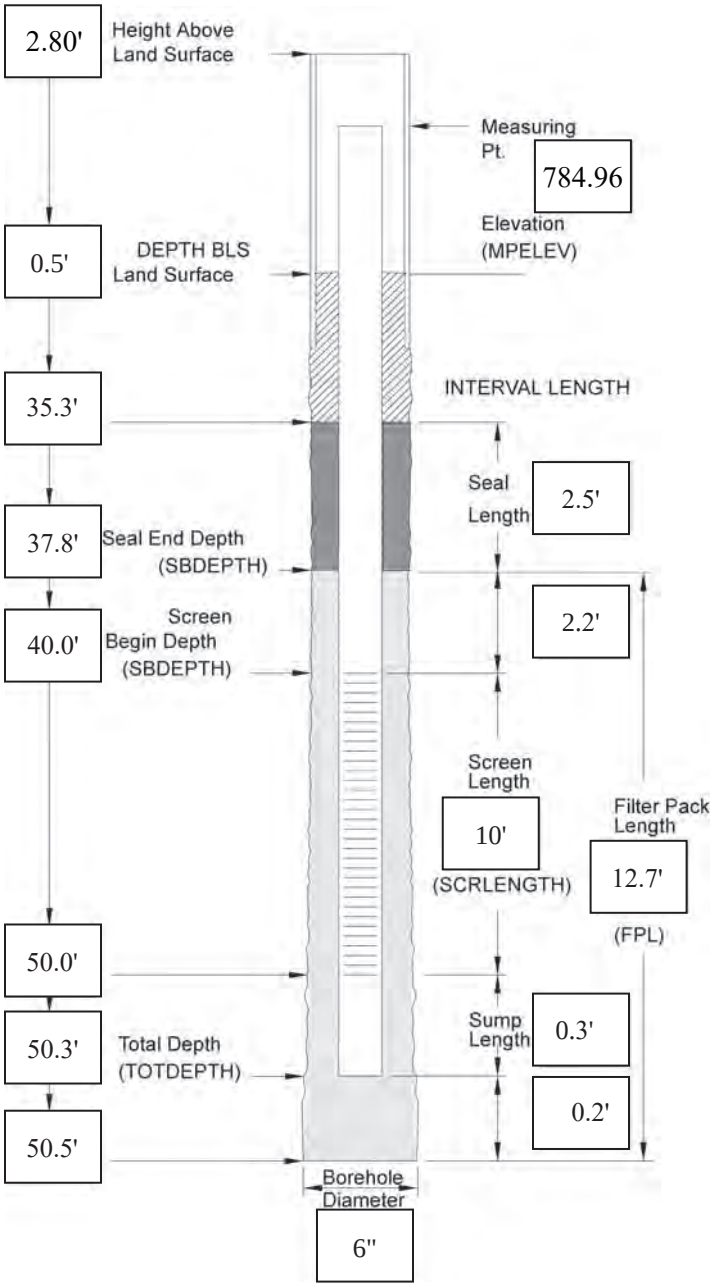


**Well Completion**
Guard Posts **YES** Date: 4/21/2026
Surface Pad Size: 4 ft x 4 ft
**Protective Casing or Cover**
Diameter/Type: 4" x 4" metal
Depth BGS: 2' Weep Hole **YES**
**Grout**
Composition/Proportions: Aquaguard 2 50-lbs bag, 28 gallons of water
Placement Method: Tremie pipe

**Seal** Date: 4/8/2026
Type: 1/2" non-coated bentonite pellets
Source: Pel-Plug 1 5-gallon bucket
Set-up/Hydration Time: Overnight
Placement Method: Gravity pour
Vol. Fluid Added: NA
**Filter Pack**
Type: 20/40 Filtersil sand
Source: Covia Corporation
Amount Used: 2 cubic ft
Placement Method: Gravity pour
**Well Riser Pipe**
Casing Material: Sch 40 PVC
Casing Inside Diameters: 2 in.
**Screen**
Material: Sch 40 PVC U-Pack
Inside Diameter: 2 in.
Screen Slot Size: 0.010 in.
Percent Open Area: NA
Sump or Bottom Cap **YES**
Type/Length: 0.3' Sch 40 PVC cone
**Backfill Plug NO**
Material: NA
Placement Method: NA
Set-up/Hydration Time: NA
**Total Water Volume During Construction**
Introduced (Gal): 10 Recovered (Gal): 10
**Reviewed**
By: Dalton Kegley Date: 6/3/2026

**Comments**

# WELL CONSTRUCTION LOG
# ABOVE GROUND COMPLETION

Well I.D.: GWC-25A

Drilling Company: Cascade Drilling
Drillers: N.Bruno
Geologist/Engineer: A. Tomlinson
Signature: Amanda Tomlinson

Site: Plant Wansley
Project Number: 26003370
Installation Method: Sonic
Casing Installation Date: 4/3/2026
Well Type: Monitoring Well
Well Completion Method: Stick up
Geologic Completion Zone: PWR

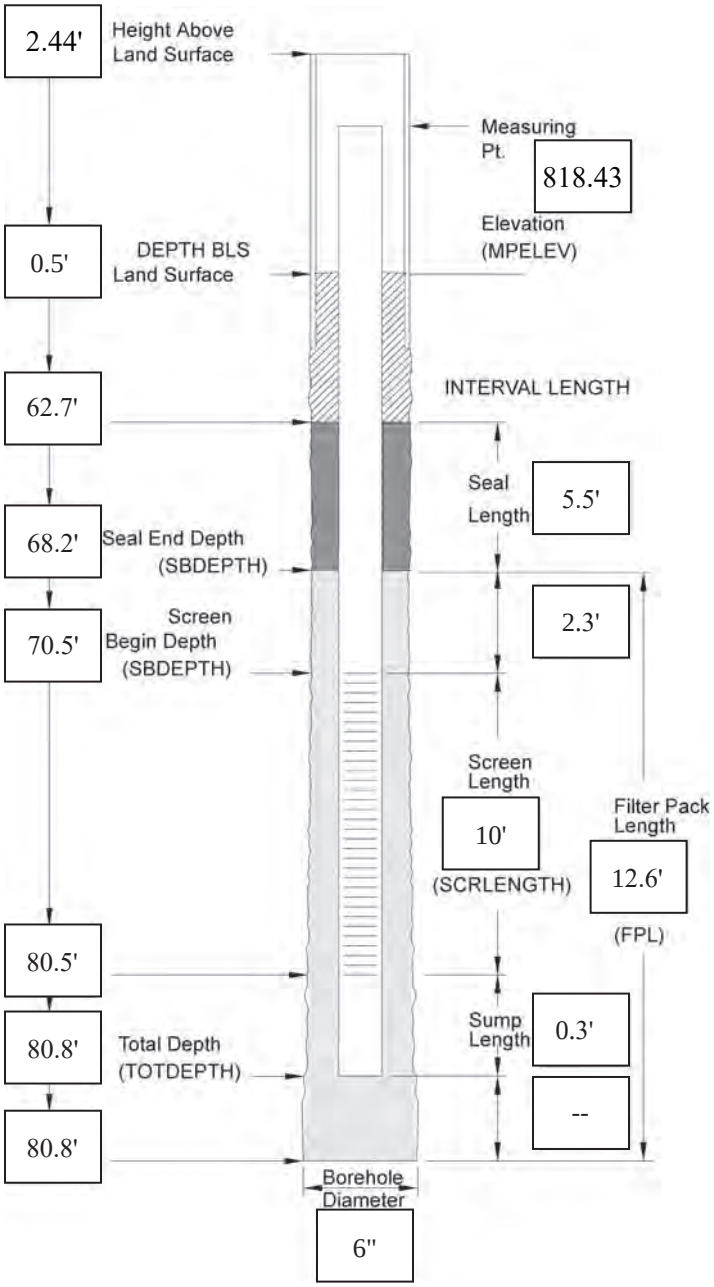


**Well Completion**
Guard Posts **YES** Date: 4/21/2026
Surface Pad Size: 4 ft x 4 ft
**Protective Casing or Cover**
Diameter/Type: 4" x 4" metal
Depth BGS: 2' Weep Hole **YES**
**Grout**
Composition/Proportions: Aquaguard 6 50-lbs bag, 90 gallons of water
Placement Method: Tremie pipe

**Seal** Date: 4/3/2026
Type: 1/2" non-coated bentonite pellets
Source: Pel-Plug 1 5-gallon bucket
Set-up/Hydration Time: Overnight
Placement Method: Gravity pour
Vol. Fluid Added: NA
**Filter Pack**
Type: 20/40 Filtersil sand
Source: Covia Corporation
Amount Used: 1.75 cubic ft
Placement Method: Gravity pour
**Well Riser Pipe**
Casing Material: Sch 40 PVC
Casing Inside Diameters: 2 in.
**Screen**
Material: Sch 40 PVC U-Pack
Inside Diameter: 2 in.
Screen Slot Size: 0.010 in.
Percent Open Area: NA
Sump or Bottom Cap **YES**
Type/Length: 0.3' Sch 40 PVC cone
**Backfill Plug NO**
Material: NA
Placement Method: NA
Set-up/Hydration Time: NA
**Total Water Volume During Construction**
Introduced (Gal): 10 Recovered (Gal): 10
**Reviewed**
By: Dalton Kegley Date: 6/3/2026

**Comments**

# WELL CONSTRUCTION LOG
# ABOVE GROUND COMPLETION

Well I.D.: GWC-31A

Drilling Company: Cascade Drilling
Drillers: J. Smith
Geologist/Engineer: A. Ullrich
Signature: _____

Site: Plant Wansley
Project Number: 26003370
Installation Method: Sonic
Casing Installation Date: 4/12/2026
Well Type: Monitoring Well
Well Completion Method: Stick up
Geologic Completion Zone: PWR

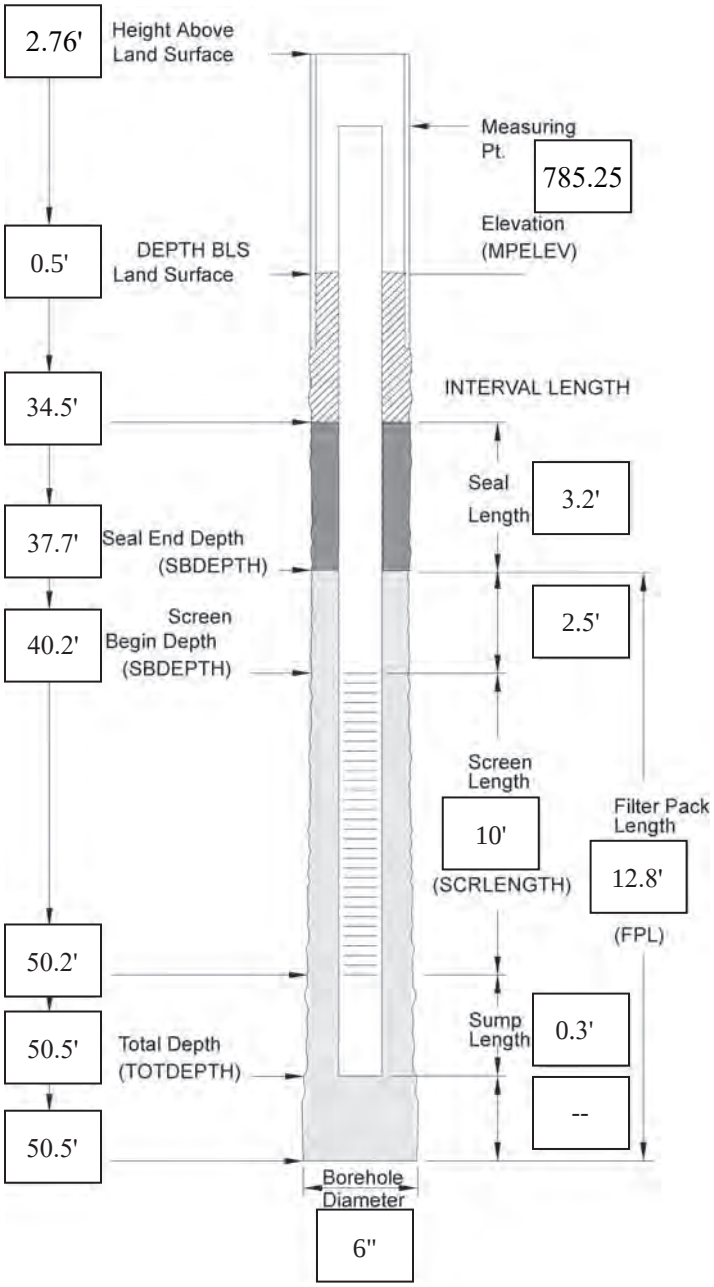


**Well Completion**
Guard Posts **YES** Date: 4/21/2026
Surface Pad Size: 4 ft x 4 ft
**Protective Casing or Cover**
Diameter/Type: 4" x 4" metal
Depth BGS: 2' Weep Hole **YES**
**Grout**
Composition/Proportions: Aquaguard 2 50-lbs bag, 30 gallons of water
Placement Method: Tremie pipe

**Seal** Date: 4/12/2026
Type: 1/2" non-coated bentonite pellets
Source: Pel-Plug 1 5-gallon bucket
Set-up/Hydration Time: 2 hours
Placement Method: Gravity pour
Vol. Fluid Added: NA
**Filter Pack**
Type: 20/40 Filtersil sand
Source: Covia Corporation
Amount Used: 2 cubic ft
Placement Method: Gravity pour
**Well Riser Pipe**
Casing Material: Sch 40 PVC
Casing Inside Diameters: 2 in.
**Screen**
Material: Sch 40 PVC U-Pack
Inside Diameter: 2 in.
Screen Slot Size: 0.010 in.
Percent Open Area: NA
Sump or Bottom Cap **YES**
Type/Length: 0.3' Sch 40 PVC cone
**Backfill Plug NO**
Material: NA
Placement Method: NA
Set-up/Hydration Time: NA
**Total Water Volume During Construction**
Introduced (Gal): 10 Recovered (Gal): 10
**Reviewed**
By: Dalton Kegley Date: 6/3/2026

**Comments**

# WELL CONSTRUCTION LOG
# ABOVE GROUND COMPLETION

Well I.D.: GWC-36

Drilling Company: Cascade Drilling
Drillers: N.Bruno
Geologist/Engineer: A. Ullrich
Signature: _____

Site: Plant Wansley
Project Number: 26003370
Installation Method: Sonic
Casing Installation Date: 4/12/2026
Well Type: Monitoring Well
Well Completion Method: Stick up
Geologic Completion Zone: PWR

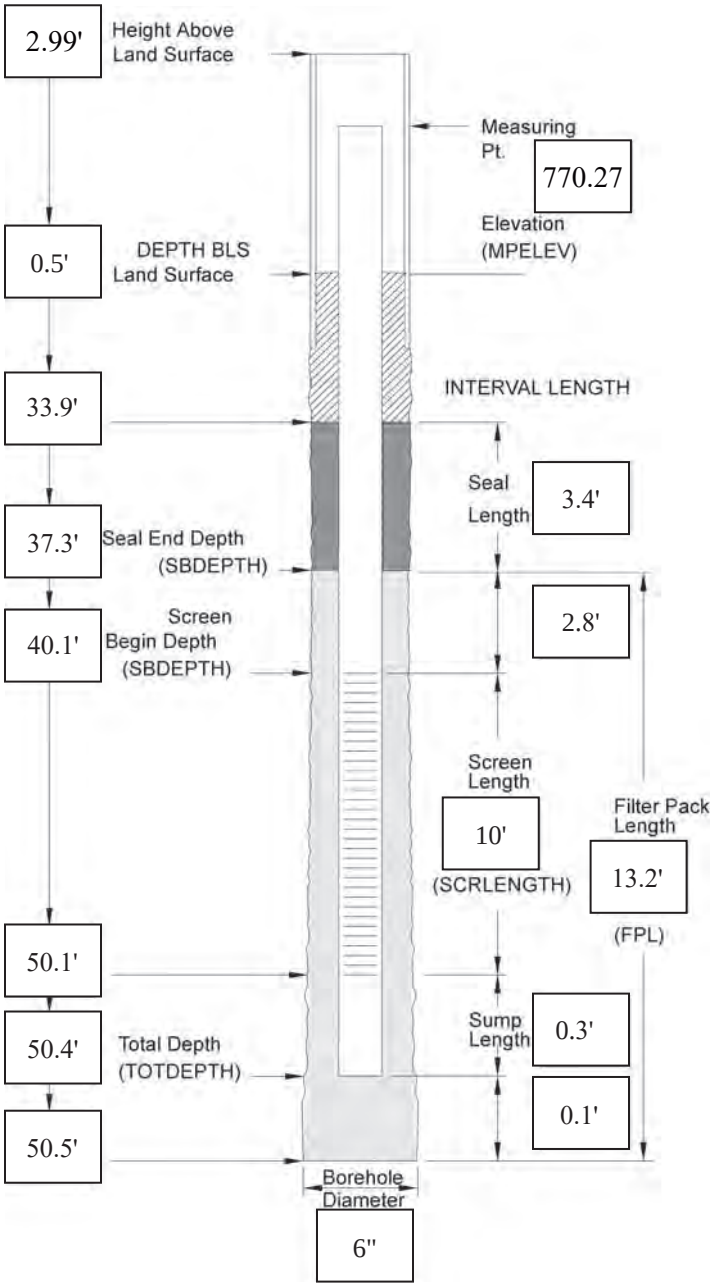


**Well Completion**
Guard Posts **YES** Date: 4/21/2026
Surface Pad Size: 4 ft x 4 ft
**Protective Casing or Cover**
Diameter/Type: 4" x 4" metal
Depth BGS: 2' Weep Hole **YES**
**Grout**
Composition/Proportions: Aquaguard 1 50-lbs bag, 14 gallons of water
Placement Method: Tremie pipe

**Seal** Date: 4/10/2026
Type: 1/2" non-coated bentonite pellets
Source: Pel-Plug 1 5-gallon bucket
Set-up/Hydration Time: Overnight
Placement Method: Gravity pour
Vol. Fluid Added: NA
**Filter Pack**
Type: 20/40 Filtersil sand
Source: Covia Corporation
Amount Used: 2.25 cubic ft
Placement Method: Gravity pour
**Well Riser Pipe**
Casing Material: Sch 40 PVC
Casing Inside Diameters: 2 in.
**Screen**
Material: Sch 40 PVC U-Pack
Inside Diameter: 2 in.
Screen Slot Size: 0.010 in.
Percent Open Area: NA
Sump or Bottom Cap **YES**
Type/Length: 0.3' Sch 40 PVC cone
**Backfill Plug NO**
Material: NA
Placement Method: NA
Set-up/Hydration Time: NA
**Total Water Volume During Construction**
Introduced (Gal): 10 Recovered (Gal): 10
**Reviewed**
By: Dalton Kegley Date: 6/3/2026

**Comments**

# WELL CONSTRUCTION LOG
# ABOVE GROUND COMPLETION

Well I.D.: GWC-37

Drilling Company: Cascade Drilling
Drillers: N.Bruno
Geologist/Engineer: G. Kouvatsis
Signature:

Site: Plant Wansley
Project Number: 26003370
Installation Method: Sonic
Casing Installation Date 3/3/2026
Well Type: Monitoring Well
Well Completion Method: Stick up
Geologic Completion Zone: PWR

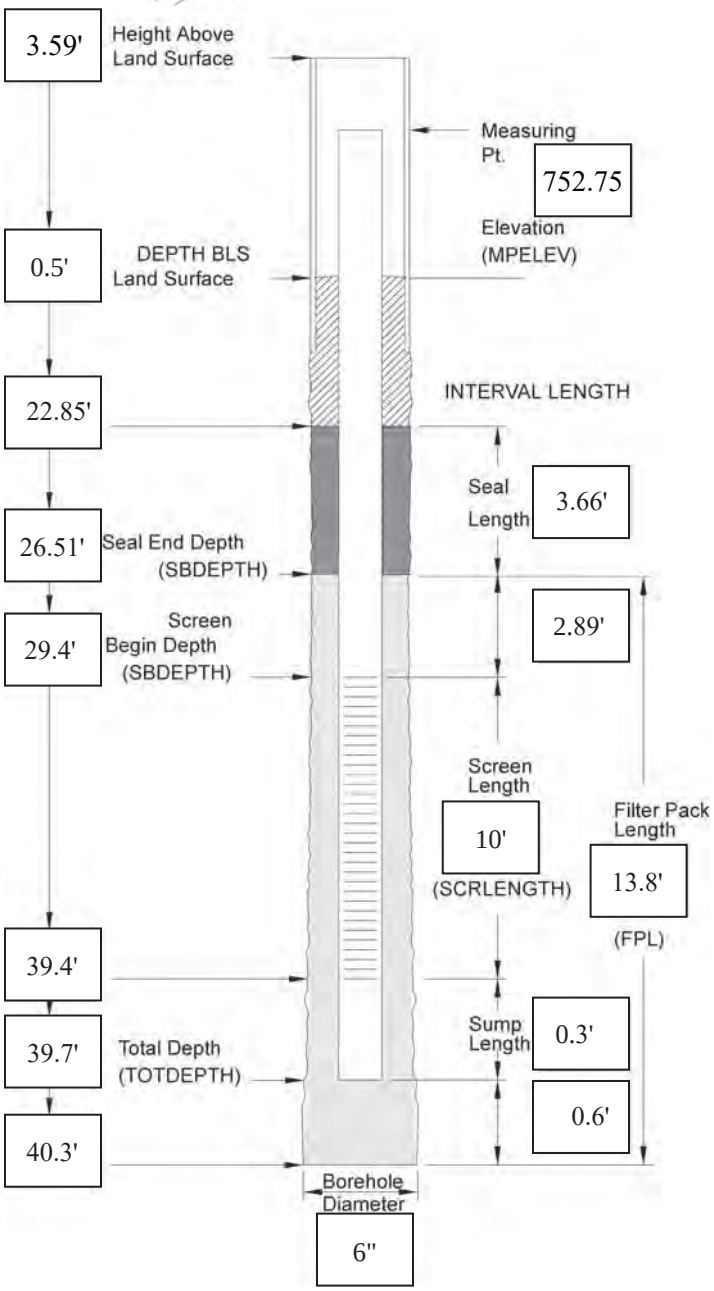


**Well Completion**
Guard Posts **YES** Date: 3/8/2026
Surface Pad Size: 4 ft x 4 ft
**Protective Casing or Cover**
Diameter/Type: 4" x 4" metal
Depth BGS: 2' Weep Hole **YES**
**Grout**
Composition/Proportions: Aquaguard 1 50-lbs bag, 25 gallons of water
Placement Method: Tremie pipe

**Seal** Date: 3/3/2026
Type: 1/2" non-coated bentonite pellets
Source: Pel-Plug 1 5-gallon bucket
Set-up/Hydration Time: Overnight
Placement Method: Gravity pour
Vol. Fluid Added: 10 gals
**Filter Pack**
Type: 20/40 Filtersil sand
Source: Covia Corporation
Amount Used: 2 cubic ft
Placement Method: Gravity pour
**Well Riser Pipe**
Casing Material: Sch 40 PVC
Casing Inside Diameters: 2 in.
**Screen**
Material: Sch 40 PVC U-Pack
Inside Diameter: 2 in.
Screen Slot Size: 0.010 in.
Percent Open Area: NA
Sump or Bottom Cap **YES**
Type/Length: 0.3' Sch 40 PVC cone
**Backfill Plug NO**
Material: NA
Placement Method: NA
Set-up/Hydration Time: NA
**Total Water Volume During Construction**
Introduced (Gal): 10 Recovered (Gal): 10
**Reviewed**
By: Dalton Kegley Date: 6/3/2026

**Comments**

# WELL CONSTRUCTION LOG
# ABOVE GROUND COMPLETION

Well I.D.: GWC-38

Drilling Company: Cascade Drilling
Drillers: N.Bruno
Geologist/Engineer: G. Kouvatsis
Signature:

Site: Plant Wansley
Project Number: 26003370
Installation Method: Sonic
Casing Installation Date 3/4/2026
Well Type: Monitoring Well
Well Completion Method: Stick up
Geologic Completion Zone: PWR

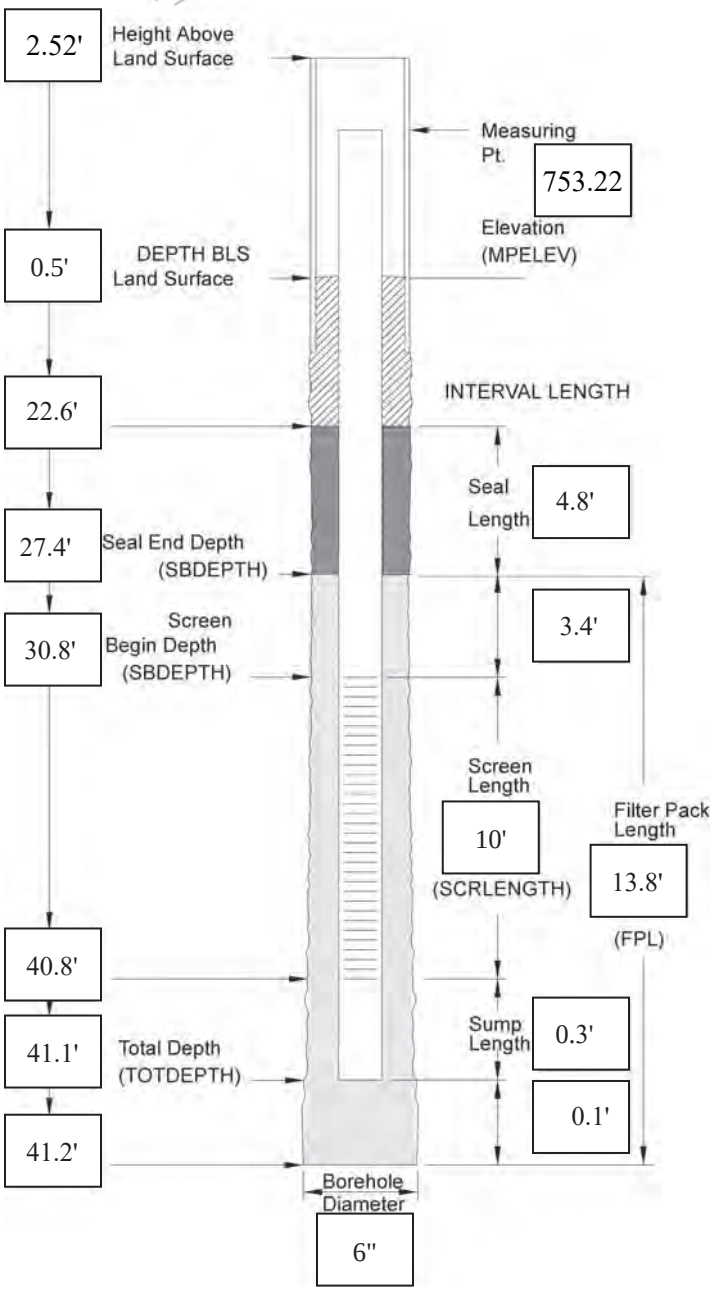


**Well Completion**
Guard Posts **YES** Date: 3/8/2026
Surface Pad Size: 4 ft x 4 ft
**Protective Casing or Cover**
Diameter/Type: 4" x 4" metal
Depth BGS: 2' Weep Hole **YES**
**Grout**
Composition/Proportions: Aquaguard 2 50-lbs bag, 35 gallons of water
Placement Method: Tremie pipe

**Seal** Date: 3/4/2026
Type: 1/2" non-coated bentonite pellets
Source: Pel-Plug 1 5-gallon bucket
Set-up/Hydration Time: Overnight
Placement Method: Gravity pour
Vol. Fluid Added: 10 gals
**Filter Pack**
Type: 20/40 Filtersil sand
Source: Covia Corporation
Amount Used: 2 cubic ft
Placement Method: Gravity pour
**Well Riser Pipe**
Casing Material: Sch 40 PVC
Casing Inside Diameters: 2 in.
**Screen**
Material: Sch 40 PVC U-Pack
Inside Diameter: 2 in.
Screen Slot Size: 0.010 in.
Percent Open Area: NA
Sump or Bottom Cap **YES**
Type/Length: 0.3' Sch 40 PVC cone
**Backfill Plug NO**
Material: NA
Placement Method: NA
Set-up/Hydration Time: NA
**Total Water Volume During Construction**
Introduced (Gal): 10 Recovered (Gal): 10
**Reviewed**
By: Dalton Kegley Date: 6/3/2026

**Comments**

# WELL CONSTRUCTION LOG
# ABOVE GROUND COMPLETION

Well I.D.: GWC-39

Drilling Company: Cascade Drilling
Drillers: J. Smith
Geologist/Engineer: A. Ullrich
Signature: _____

Site: Plant Wansley
Project Number: 26003370
Installation Method: Sonic
Casing Installation Date 4/13/2026
Well Type: Monitoring Well
Well Completion Method: Stick up
Geologic Completion Zone: PWR

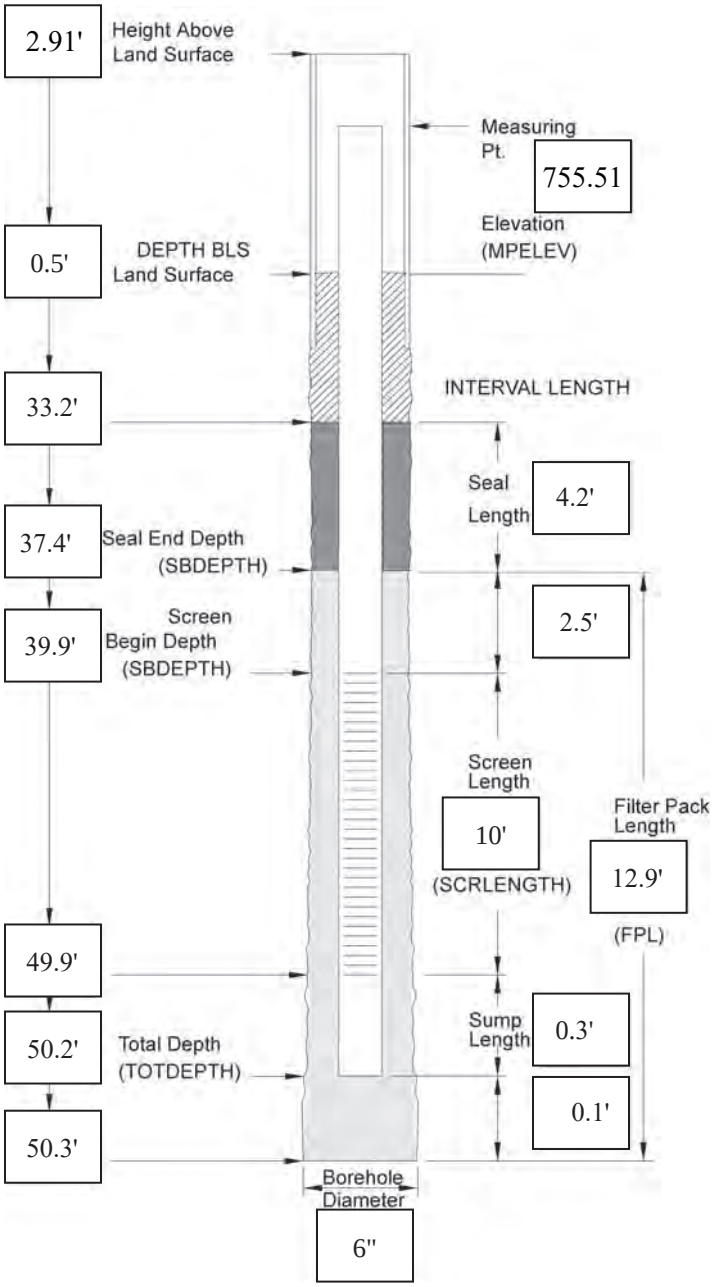


**Well Completion**
Guard Posts **YES** Date: 4/21/2026
Surface Pad Size: 4 ft x 4 ft
**Protective Casing or Cover**
Diameter/Type: 4" x 4" metal
Depth BGS: 2' Weep Hole **YES**
**Grout**
Composition/Proportions: Aquaguard 1 50-lbs bag, 14 gallons of water
Placement Method: Tremie pipe

**Seal** Date: 4/13/2026
Type: 1/2" non-coated bentonite pellets
Source: Pel-Plug 1 5-gallon bucket
Set-up/Hydration Time: 2 hours
Placement Method: Gravity pour
Vol. Fluid Added: NA
**Filter Pack**
Type: 20/40 Filtersil sand
Source: Covia Corporation
Amount Used: 2 cubic ft
Placement Method: Gravity pour
**Well Riser Pipe**
Casing Material: Sch 40 PVC
Casing Inside Diameters: 2 in.
**Screen**
Material: Sch 40 PVC U-Pack
Inside Diameter: 2 in.
Screen Slot Size: 0.010 in.
Percent Open Area: NA
Sump or Bottom Cap **YES**
Type/Length: 0.3' Sch 40 PVC cone
**Backfill Plug NO**
Material: NA
Placement Method: NA
Set-up/Hydration Time: NA
**Total Water Volume During Construction**
Introduced (Gal): 10 Recovered (Gal): 10
**Reviewed**
By: Dalton Kegley Date: 6/3/2026

**Comments**

# WELL CONSTRUCTION LOG
# ABOVE GROUND COMPLETION

Well I.D.: GWC-40

Drilling Company: Cascade Drilling
Drillers: J. Smith
Geologist/Engineer: G. Kouvatsis
Signature: _____

Site: Plant Wansley
Project Number: 26003370
Installation Method: Sonic
Casing Installation Date 3/8/2026
Well Type: Monitoring Well
Well Completion Method: Stick up
Geologic Completion Zone: PWR

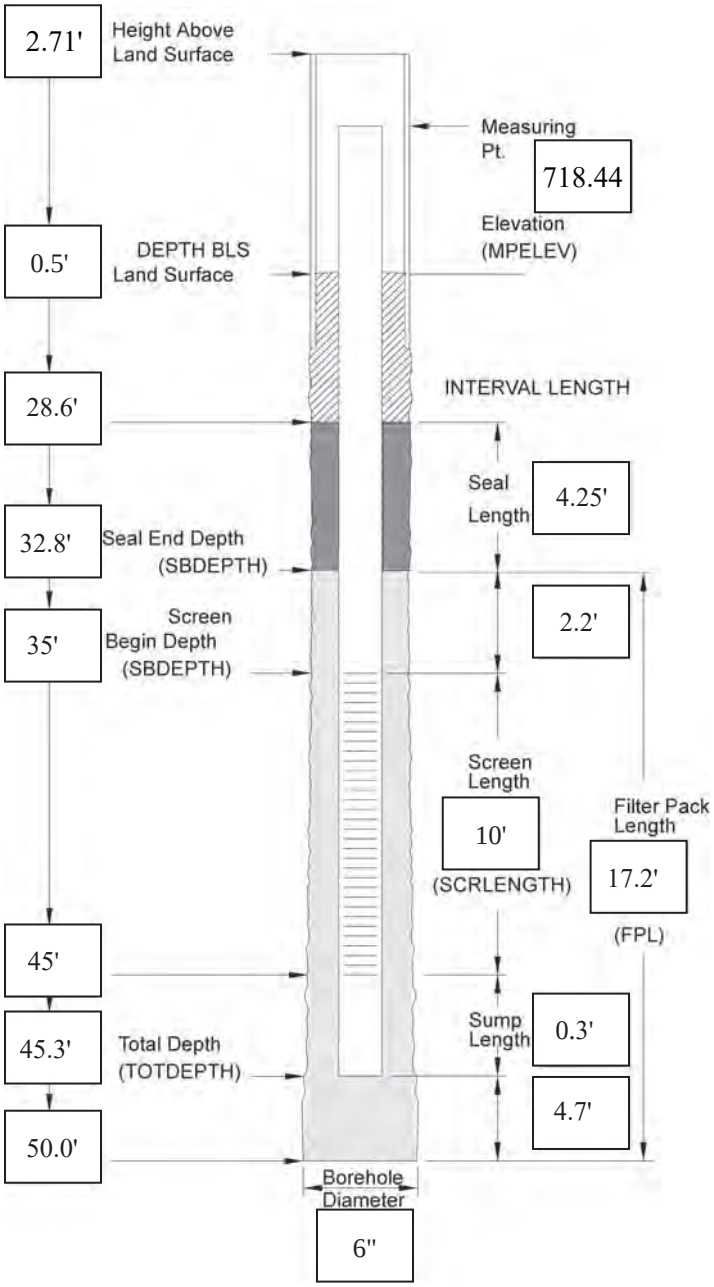


**Well Completion**
Guard Posts **YES** Date: 4/21/2026
Surface Pad Size: 4 ft x 4 ft
**Protective Casing or Cover**
Diameter/Type: 4" x 4" metal
Depth BGS: 2' Weep Hole **YES**
**Grout**
Composition/Proportions: Aquaguard 1.5 50-lbs bag, 25 gallons of water
Placement Method: Tremie pipe

**Seal** Date: 3/8/2026
Type: 1/2" non-coated bentonite pellets
Source: Pel-Plug 1 5-gallon bucket
Set-up/Hydration Time: 3.25 hours
Placement Method: Gravity pour
Vol. Fluid Added: 10 gals
**Filter Pack**
Type: 20/40 Filtersil sand
Source: Covia Corporation
Amount Used: 2.25 cubic ft
Placement Method: Gravity pour
**Well Riser Pipe**
Casing Material: Sch 40 PVC
Casing Inside Diameters: 2 in.
**Screen**
Material: Sch 40 PVC U-Pack
Inside Diameter: 2 in.
Screen Slot Size: 0.010 in.
Percent Open Area: NA
Sump or Bottom Cap **YES**
Type/Length: 0.3' Sch 40 PVC cone
**Backfill Plug YES**
Material: Bentonite chips
Placement Method: Gravity pour
Set-up/Hydration Time: Overnight
**Total Water Volume During Construction**
Introduced (Gal): 10 Recovered (Gal): 10
**Reviewed**
By: Dalton Kegley Date: 6/3/2026

**Comments**

# APPENDIX D

# Well Development and Equipment Calibration Forms

# Atlantic Coast Consulting, Inc.
# Well Development Field Record

Job Name: Plant Wansley LF Well Development
Job No. I054-118 Well ID GWA-2A
Developed By: J. May
Date of Installation: Sheet 1 of 1
Started Dev. 5/15/2026 1000 (Date / Time)
Completed Dev. 5/19/2026 1115 (Date / Time)
W.L. Before Dev. 43.01 5/15/2026 0957 (BTOC / Date / Time)
W.L. After Dev. 49.05 5/19/2026 1115 (BTOC / Date / Time)
Well Depth Before Dev.: 58.98 BTOC
Well Depth After Dev.: 59.13 BTOC
Water Column (H): 15.97 Ft. Well Dia.: 2 In.
Well Volume: 2.55 Gal. Screen Length: 10 Ft.

| Date / Time | Volume Removed (Gal.) | Field Parameters | | | | | | Remarks |
|---|---|---|---|---|---|---|---|---|
| | | pH (S.U.) | Specific Cond. (umhos/cm) | DO mg/L | Turbidity (NTU) | Temperature (°C) | ORP | |
| 5-15-26/1043 | 1.0 | 6.52 | 120.2 | 3.1 | +1000 | 17.2 | 143.5 | |
| 5-15-26/1045 | 2.0 | 6.50 | 118.4 | 5.4 | +1000 | 17.0 | 137.1 | Surged well |
| 5-15-26/1053 | 3.0 | 6.52 | 118.3 | 2.9 | +1000 | 17.0 | 130.2 | |
| 5-15-26/1058 | 4.0 | 6.53 | 117.2 | 2.8 | +1000 | 16.9 | 122.5 | |
| 5-15-26/1103 | 5.0 | 6.56 | 115.9 | 2.6 | +1000 | 16.9 | 115.9 | |
| 5-15-26/1108 | 6.0 | 6.52 | 113.9 | 2.7 | +1000 | 16.9 | 109.0 | |
| 5-19-26/1040 | 25.2 | 6.27 | 104.2 | 5.1 | 20.1 | 19.3 | 134.4 | |
| 5-19-26/1045 | 25.5 | 6.26 | 103.6 | 4.9 | 14.60 | 19.1 | 133.5 | |
| 5-19-26/1050 | 25.8 | 6.27 | 104.1 | 4.9 | 12.90 | 19.1 | 132.6 | |
| 5-19-26/1055 | 26.1 | 6.30 | 102.9 | 4.8 | 11.1 | 19.1 | 131.5 | |
| 5-19-26/1100 | 26.4 | 6.30 | 102.3 | 4.8 | 8.99 | 19.5 | 129.9 | |
| 5-19-26/1105 | 26.7 | 6.28 | 101.6 | 4.8 | 6.8 | 19.4 | 128.0 | |
| 5-19-26/1110 | 27.0 | 6.27 | 101.1 | 4.8 | 4.93 | 19.5 | 126.9 | |
| 5-19-26/1115 | 27.3 | 6.26 | 100.6 | 4.6 | 3.88 | 19.4 | 126.5 | |
| | | | | | | | | |
| | | | | | | | | |
| | | | | | | | | |
| Totla Volume Removed: | 27.3 Gallons | | | | | | | |

Development Method: Surged well with ridged tubing and surge block for approximately 20 minutes. Switched to reclaimer pump. Paused development 12:45 on 5/15. Resumed development at 15:55 on 5/18. Paused development at 16:35 on 5/18. Resumed development at 09:20 on 5/19. Well development until five well volumes were removed and turbidity fell under 5 NTUs.

Notes: H = well depth (BTOC) - W.L. (BTOC)
2" diameter well: 0.16 X H = volume in gallons
4" diameter well: 0.66 X H = voume in gallons

# Atlantic Coast Consulting, Inc.
# Well Development Field Record

Job Name: Plant Wansley LF Well Development
Job No. I054-118 Well ID GWA-3A
Developed By: D. Johnson
Date of Installation: Sheet 1 of 1
Started Dev. 5/14/2026 1140 (Date / Time)
Completed Dev. 5/19/2026 1320 (Date / Time)
W.L. Before Dev. 26.82 5/14/2026 1139 (BTOC / Date / Time)
W.L. After Dev. 35.90 5/19/2026 1320 (BTOC / Date / Time)
Well Depth Before Dev.: 45.60 BTOC
Well Depth After Dev.: 45.73 BTOC
Water Column (H): 18.78 Ft. Well Dia.: 2 In.
Well Volume: 3.00 Gal. Screen Length: 10 Ft.

| Date / Time | Volume Removed (Gal.) | Field Parameters | | | | | | Remarks |
|---|---|---|---|---|---|---|---|---|
| | | pH (S.U.) | Specific Cond. (umhos/cm) | DO mg/L | Turbidity (NTU) | Temperature ($^{o}$C) | ORP | |
| 5-14-26/1217 | 4.5 | 7.01 | 354.4 | 1.0 | +1000 | 18.1 | 8.6 | Surged well |
| 5-14-26/1222 | 5.3 | 6.93 | 347.9 | 1.1 | +1000 | 18.0 | 5.1 | |
| 5-14-26/1227 | 6.0 | 7.02 | 358.0 | 1.1 | +1000 | 18.5 | -18.6 | |
| 5-14-26/1232 | 6.8 | 6.92 | 355.6 | 1.2 | 998 | 18.2 | -25.1 | |
| 5-14-26/1237 | 7.5 | 7.03 | 357.0 | 2.1 | 972 | 18.6 | -32.8 | |
| 5-14-26/1430 | 15.8 | 7.23 | 299.0 | 1.1 | 52 | 19.8 | -78.0 | |
| 5-15-26/1220 | 18.3 | 6.67 | 263.0 | 3.8 | 273 | 18.5 | 12.1 | |
| 5-15-26/1230 | 20.8 | 6.57 | 243.0 | 4.4 | 66.40 | 18.6 | 28.2 | |
| 5-15-26/1240 | 23.3 | 6.59 | 246.0 | 5.6 | 23.80 | 18.3 | 40.1 | |
| 5-19-26/1300 | 25.8 | 7.37 | 192.0 | 3.3 | 4.25 | 20.7 | 106.2 | |
| 5-19-26/1305 | 26.0 | 7.36 | 192.5 | 3.3 | 4.59 | 20.6 | 106 | |
| 5-19-26/1310 | 26.2 | 7.37 | 193.0 | 3.3 | 4.34 | 20.7 | 104.9 | |
| 5-19-26/1315 | 26.4 | 7.39 | 194.4 | 3.4 | 4.22 | 21.2 | 103.5 | |
| 5-19-26/1320 | 26.6 | 7.41 | 194.5 | 3.4 | 4.16 | 21.1 | 102.3 | |
| | | | | | | | | |
| | | | | | | | | |
| | | | | | | | | |
| Totla Volume Removed: | 26.6 Gallons | | | | | | | |

Development Method: Surged well with ridged tubing and surge block for approximately 20 minutes. Switched to reclaimer pump 5/14. Well purged dry at 14:30 on 5/14.Switched to portable bladder pump 5/15. Resumed well development at 12:20 on 5/15. Well purged dry at 12:51 on 5/15. Development resumed at 11:45 on 5/19. Well development until five well volumes were removed and turbidity fell under 5 NTUs.

Notes: H = well depth (BTOC) - W.L. (BTOC)
2" diameter well: 0.16 X H = volume in gallons
4" diameter well: 0.66 X H = voume in gallons

# Atlantic Coast Consulting, Inc.
# Well Development Field Record

Job Name: Plant Wansley LF Well Development
Job No. I054-118 Well ID GWA-4A
Developed By: D. Johnson
Date of Installation: Sheet 1 of 1
Started Dev. 5/13/2026 1600 (Date / Time)
Completed Dev. 5/14/2026 1055 (Date / Time)
W.L. Before Dev. 28.61 5/13/2026 1557 (BTOC / Date / Time)
W.L. After Dev. 32.42 5/14/2026 1055 (BTOC / Date / Time)
Well Depth Before Dev.: 41.10 BTOC
Well Depth After Dev.: 41.17 BTOC
Water Column (H): 12.49 Ft. Well Dia.: 2 In.
Well Volume: 2.00 Gal. Screen Length: 10 Ft.

| Date / Time | Volume Removed (Gal.) | Field Parameters | | | | | | Remarks |
|---|---|---|---|---|---|---|---|---|
| | | pH (S.U.) | Specific Cond. (umhos/cm) | DO mg/L | Turbidity (NTU) | Temperature (°C) | ORP | |
| 5-13-26/1631 | 1.6 | 5.38 | 105.3 | 6.8 | +1000 | 17.2 | 84.2 | Surged well |
| 5-13-26/1636 | 2.9 | 5.26 | 108.0 | 5.2 | +1000 | 16.8 | 90.0 | |
| 5-13-26/1641 | 4.2 | 5.13 | 99.8 | 4.2 | 978 | 16.8 | 97.9 | |
| 5-13-26/1646 | 5.5 | 5.12 | 85.4 | 3.9 | +1000 | 16.7 | 99.1 | |
| 5-14-26/1030 | 16.5 | 5.20 | 103.2 | 6.2 | 8.31 | 17.3 | 155.2 | |
| 5-14-26/1035 | 17.3 | 5.22 | 104.6 | 6.1 | 5.5 | 17.3 | 141.3 | |
| 5-14-26/1040 | 18.0 | 5.22 | 104.3 | 6.2 | 3.08 | 17.2 | 142.0 | |
| 5-14-26/1045 | 18.8 | 5.21 | 103.2 | 6.2 | 3.03 | 17.4 | 140.1 | |
| 5-14-26/1050 | 19.5 | 5.22 | 104.2 | 6.1 | 2.92 | 17.5 | 140.4 | |
| 5-14-26/1055 | 20.3 | 5.23 | 104.3 | 6.2 | 2.89 | 17.5 | 139.8 | |
| | | | | | | | | |
| | | | | | | | | |
| | | | | | | | | |
| | | | | | | | | |
| | | | | | | | | |
| | | | | | | | | |
| | | | | | | | | |
| Totla Volume Removed: | 20.3 Gallons | | | | | | | |

Development Method: Surged well with ridged tubing and surge block for approximately 20 minutes. Switched to reclaimer pump. Paused development at 16:47 on 5/13. Resumed development at 09:00 on 5/14. Well development until five well volumes were removed and turbidity fell under 5 NTUs.

Notes: H = well depth (BTOC) - W.L. (BTOC)
2" diameter well: 0.16 X H = volume in gallons
4" diameter well: 0.66 X H = voume in gallons

# Atlantic Coast Consulting, Inc.
# Well Development Field Record

Job Name: Plant Wansley LF Well Development
Job No. I054-118 Well ID GWC-24A
Developed By: D. Johnson
Date of Installation: Sheet 1 of 1
Started Dev. 5/13/2026 1310 (Date / Time)
Completed Dev. 5/13/2026 1516 (Date / Time)
W.L. Before Dev. 31.11 5/13/2026 1307 (BTOC / Date / Time)
W.L. After Dev. 32.19 5/13/2026 1516 (BTOC / Date / Time)
Well Depth Before Dev.: 53.04 BTOC
Well Depth After Dev.: 53.10 BTOC
Water Column (H): 21.93 Ft. Well Dia.: 2 In.
Well Volume: 3.51 Gal. Screen Length: 10 Ft.

| Date / Time | Volume Removed (Gal.) | Field Parameters | | | | | | Remarks |
|---|---|---|---|---|---|---|---|---|
| | | pH (S.U.) | Specific Cond. (umhos/cm) | DO mg/L | Turbidity (NTU) | Temperature ($^{o}$C) | ORP | |
| 5-13-26/1341 | 1.5 | 5.89 | 157.5 | 0.8 | +1000 | 17.8 | 59.5 | |
| 5-13-26/1346 | 2.8 | 5.85 | 157.2 | 0.8 | 975 | 17.6 | 58.9 | |
| 5-13-26/1351 | 4.1 | 5.84 | 158.3 | 0.8 | 170 | 17.6 | 56.9 | |
| 5-13-26/1356 | 5.4 | 5.81 | 159.2 | 4.0 | 203 | 20.1 | 52.3 | |
| 5-13-26/1401 | 6.7 | 5.78 | 158.2 | 0.8 | 62.5 | 18.0 | 55.1 | |
| 5-13-26/1406 | 8.0 | 5.82 | 157.8 | 3.6 | 75.4 | 17.2 | 54.8 | |
| 5-13-26/1451 | 17.8 | 5.87 | 158.0 | 1.0 | 9.79 | 17.5 | 48.8 | |
| 5-13-26/1456 | 19.1 | 5.90 | 158.0 | 0.8 | 10.30 | 17.7 | 41.4 | |
| 5-13-26/1501 | 20.4 | 5.90 | 158.1 | 0.8 | 8.82 | 17.7 | 40.8 | |
| 5-13-26/1506 | 21.7 | 5.91 | 158.1 | 0.8 | 5.69 | 17.6 | 40.5 | |
| 5-13-26/1511 | 23.0 | 5.90 | 158.0 | 0.8 | 4.71 | 17.6 | 40.3 | |
| 5-13-26/1516 | 24.3 | 5.90 | 158.0 | 0.8 | 4.55 | 17.6 | 39.8 | |
| | | | | | | | | |
| | | | | | | | | |
| | | | | | | | | |
| | | | | | | | | |
| | | | | | | | | |
| Totla Volume Removed: | 24.3 Gallons | | | | | | | |

Development Method: Surged well with ridged tubing and surge block for approximately 20 minutes. Switched to reclaimer pump. Well development until five well volumes were removed and turbidity fell under 5 NTUs.

Notes: H = well depth (BTOC) - W.L. (BTOC)
2" diameter well: 0.16 X H = volume in gallons
4" diameter well: 0.66 X H = voume in gallons

# Atlantic Coast Consulting, Inc.
# Well Development Field Record

Job Name: Plant Wansley LF Well Development
Job No. I054-118 Well ID GWC-25A
Developed By: D. Johnson
Date of Installation: Sheet 1 of 1
Started Dev. 5/12/2026 1240 (Date / Time)
Completed Dev. 5/13/2026 1206 (Date / Time)
W.L. Before Dev. 68.31 5/12/2026 1232 (BTOC / Date / Time)
W.L. After Dev. 73.86 5/13/2026 1206 (BTOC / Date / Time)
Well Depth Before Dev.: 83.14 BTOC
Well Depth After Dev.: 83.21 BTOC
Water Column (H): 14.83 Ft. Well Dia.: 2 In.
Well Volume: 2.37 Gal. Screen Length: 10 Ft.

| Date / Time | Volume Removed (Gal.) | Field Parameters | | | | | | Remarks |
|---|---|---|---|---|---|---|---|---|
| | | pH (S.U.) | Specific Cond. (umhos/cm) | DO mg/L | Turbidity (NTU) | Temperature ($^{o}$C) | ORP | |
| 5-12-26/1322 | 1.0 | 7.33 | 150.4 | 6.5 | +1000 | 17.6 | 93.2 | |
| 5-12-26/1327 | 1.9 | 7.35 | 139.8 | 3.9 | 972 | 17.4 | 81.7 | |
| 5-12-26/1332 | 3.0 | 7.36 | 139.2 | 4.0 | 843 | 17.3 | 75.6 | |
| 5-12-26/1337 | 4.1 | 7.29 | 134.3 | 3.7 | 780 | 17.3 | 70.5 | |
| 5-12-26/1342 | 5.2 | 7.18 | 129.2 | 4.1 | 777 | 17.4 | 69.2 | |
| 5-12-26/1347 | 6.3 | 7.23 | 128.5 | 3.8 | 789 | 17.8 | 66.3 | |
| 5-13-26/1141 | 62.2 | 7.17 | 112.2 | 3.7 | 29.6 | 18.0 | 65.4 | |
| 5-13-26/1146 | 63.4 | 7.05 | 107.1 | 3.7 | 18.70 | 18.0 | 63.2 | |
| 5-13-26/1151 | 64.6 | 7.02 | 107.1 | 3.6 | 8.02 | 18.1 | 61.9 | |
| 5-13-26/1156 | 65.8 | 6.99 | 104.9 | 3.6 | 6.81 | 18.1 | 30.3 | |
| 5-13-26/1201 | 67.0 | 6.99 | 104.1 | 3.6 | 4.22 | 18.1 | 58.6 | |
| 5-13-26/1206 | 68.2 | 6.99 | 103.0 | 3.6 | 3.54 | 18.1 | 58.7 | |
| | | | | | | | | |
| | | | | | | | | |
| | | | | | | | | |
| | | | | | | | | |
| | | | | | | | | |
| Totla Volume Removed: | 68.2 Gallons | | | | | | | |

Development Method: Surged well with ridged tubing and surge block for approximately 20 minutes. Switched to reclaimer pump 1307. Paused well development at 1620 on 5/12. Resumed development at 09:15 on 5/13. Switched to Monsoon pump 5/13 1100. Well development until five well volumes were removed and turbidity fell under 5 NTUs.

Notes: H = well depth (BTOC) - W.L. (BTOC)
2" diameter well: 0.16 X H = volume in gallons
4" diameter well: 0.66 X H = voume in gallons

# Atlantic Coast Consulting, Inc.
# Well Development Field Record

Job Name: Plant Wansley LF Well Development
Job No. I054-118 Well ID GWC-31A
Developed By: J. May
Date of Installation:
Sheet 1 of 1
Started Dev. 5/14/2026 1405
Date / Time
Completed Dev. 5/18/2026 1320
Date / Time
W.L. Before Dev. 26.82 5/14/2026 1400
BTOC / Date / Time
W.L. After Dev. 48.33 5/18/2026 1320
BTOC / Date / Time
Well Depth Before Dev.: 53.20 BTOC
Well Depth After Dev.: 53.24 BTOC
Water Column (H): 26.38 Ft. Well Dia.: 2 In.
Well Volume: 4.22 Gal. Screen Length: 10 Ft.

| Date / Time | Volume Removed (Gal.) | Field Parameters | | | | | | Remarks |
|---|---|---|---|---|---|---|---|---|
| | | pH (S.U.) | Specific Cond. (umhos/cm) | DO mg/L | Turbidity (NTU) | Temperature ($^{o}$C) | ORP | |
| 5-14-26/1445 | 0.5 | 6.89 | 138.8 | 4.8 | 545 | 19.1 | 108.6 | |
| 5-14-26/1450 | 1.0 | 6.95 | 132.4 | 5.1 | 430 | 18.9 | 107.6 | |
| 5-14-26/1455 | 1.5 | 7.02 | 128.6 | 5.5 | 311 | 18.9 | 106.2 | |
| 5-14-26/1500 | 2.0 | 7.07 | 132.9 | 5.8 | 208 | 18.7 | 106.7 | |
| 5-14-26/1505 | 2.5 | 7.17 | 165.6 | 5.6 | 225 | 19.3 | 109.6 | |
| 5-14-26/1510 | 3.0 | 7.17 | 172.5 | 5.4 | 273 | 20.3 | 108.6 | |
| 5-18-26/1255 | 25.2 | 6.48 | 147.5 | 3.7 | 1.84 | 23.0 | 37.8 | |
| 5-18-26/1300 | 25.3 | 6.44 | 147.3 | 4.2 | 1.89 | 23.0 | 39.9 | |
| 5-18-26/1305 | 25.4 | 6.46 | 146.6 | 4.6 | 1.77 | 23.5 | 39 | |
| 5-18-26/1310 | 25.5 | 6.46 | 145.8 | 5.0 | 1.81 | 23.5 | 40.2 | |
| 5-18-26/1315 | 25.7 | 6.45 | 143.9 | 5.2 | 1.64 | 23.1 | 42.4 | |
| 5-18-26/1320 | 25.8 | 6.47 | 143.7 | 5.3 | 1.87 | 23.6 | 41.8 | |
| | | | | | | | | |
| | | | | | | | | |
| | | | | | | | | |
| | | | | | | | | |
| | | | | | | | | |
| Totla Volume Removed: | 25.8 Gallons | | | | | | | |

Development Method: Surged well with ridged tubing and surge block for approximately 20 minutes. Switched to reclaimer pump. Well purged dry at 16:20 on 5/14. Resumed development at 08:55 on 5/15. Well purged dry at 09:32 on 5/15. Resumed well development at 13:27 on 5/15. Well purged dry at 13:37 on 5/15. Resumed well development at 09:50 on 5/18. Well development until five well volumes were removed and turbidity fell under 5 NTUs.

Notes: H = well depth (BTOC) - W.L. (BTOC)
2" diameter well: 0.16 X H = volume in gallons
4" diameter well: 0.66 X H = voume in gallons

# Atlantic Coast Consulting, Inc.
# Well Development Field Record

Job Name: Plant Wansley LF Well Development
Job No. I054-118 Well ID GWC-36
Developed By: J. May
Date of Installation:
Sheet 1 of 1
Started Dev. 5/13/2026 1500
Completed Dev. 5/14/2026 1343
Date / Time
W.L. Before Dev. 29.18 5/13/2026 1458
W.L. After Dev. 35.87 5/14/2026 1343
BTOC / Date / Time
Well Depth Before Dev.: 53.31 BTOC
Well Depth After Dev.: 53.38 BTOC
Water Column (H): 24.13 Ft. Well Dia.: 2 In.
Well Volume: 3.86 Gal. Screen Length: 10 Ft.

| Date / Time | Volume Removed (Gal.) | Field Parameters | | | | | | Remarks |
|---|---|---|---|---|---|---|---|---|
| | | pH (S.U.) | Specific Cond. (umhos/cm) | DO mg/L | Turbidity (NTU) | Temperature ($^{o}$C) | ORP | |
| 5-13-26/1535 | 1.1 | 6.72 | 99.9 | 2.9 | +1000 | 19.1 | 110.0 | Surged well |
| 5-13-26/1540 | 1.9 | 6.65 | 97.6 | 3.1 | +1000 | 19.1 | 95.5 | |
| 5-13-26/1545 | 3.0 | 6.70 | 98.7 | 2.1 | +1000 | 18.9 | 89.2 | |
| 5-13-26/1550 | 4.1 | 6.59 | 91.3 | 2.9 | +1000 | 18.6 | 81.9 | |
| 5-13-26/1555 | 5.2 | 6.52 | 84.7 | 2.9 | +1000 | 18.9 | 74.1 | Surged Well |
| 5-13-26/1600 | 6.3 | 6.42 | 79.9 | 2.9 | 498 | 18.9 | 70.3 | |
| 5-13-26/1605 | 7.4 | 6.35 | 75.3 | 2.8 | 310 | 19.1 | 67.4 | |
| 5-14-26/1318 | 32.7 | 6.15 | 57.2 | 3.1 | 5.51 | 21.0 | 87.4 | |
| 5-14-26/1323 | 33.4 | 6.14 | 57.0 | 2.8 | 5.33 | 20.7 | 88.0 | |
| 5-14-26/1328 | 34.0 | 6.11 | 57.1 | 2.9 | 5.25 | 20.6 | 89.4 | |
| 5-14-26/1333 | 34.7 | 6.13 | 56.9 | 2.8 | 5.22 | 20.8 | 88.6 | |
| 5-14-26/1338 | 35.3 | 6.08 | 56.7 | 2.9 | 4.87 | 20.9 | 90.7 | |
| 5-14-26/1343 | 36.0 | 6.10 | 56.9 | 2.8 | 4.55 | 21.2 | 89.6 | |
| | | | | | | | | |
| | | | | | | | | |
| | | | | | | | | |
| | | | | | | | | |
| Totla Volume Removed: | 36.0 Gallons | | | | | | | |

Development Method: Surged well with ridged tubing and surge block for approximately 20 minutes. Switched to reclaimer pump. Paused development 1640 5/13. Resumed well development at 11:00 on 5/14. Well development until five well volumes were removed and turbidity fell under 5 NTUs.

Notes: H = well depth (BTOC) - W.L. (BTOC)
2" diameter well: 0.16 X H = volume in gallons
4" diameter well: 0.66 X H = voume in gallons

# Atlantic Coast Consulting, Inc.
# Well Development Field Record

Job Name: Plant Wansley LF Well Development
Job No. I054-118 Well ID GWC-37
Developed By: J. May
Date of Installation:
Sheet 1 of 1
Started Dev. 5/12/2026 1535
Completed Dev. 5/14/2026 1037
Date / Time
W.L. Before Dev. 19.63 5/12/2026 1532
W.L. After Dev. 30.43 5/14/2026 1037
BTOC / Date / Time
Well Depth Before Dev.: 43.26 BTOC
Well Depth After Dev.: 43.30 BTOC
Water Column (H): 23.63 Ft. Well Dia.: 2 In.
Well Volume: 3.78 Gal. Screen Length: 10 Ft.

| Date / Time | Volume Removed (Gal.) | Field Parameters | | | | | | Remarks |
|---|---|---|---|---|---|---|---|---|
| | | pH (S.U.) | Specific Cond. (umhos/cm) | DO mg/L | Turbidity (NTU) | Temperature ($^{o}$C) | ORP | |
| 5-12-26/1615 | 3.7 | 5.68 | 93.2 | 4.3 | +1000 | 19.3 | 128.3 | |
| 5-12-26/1620 | 4.8 | 5.67 | 92.4 | 4.0 | +1000 | 18.9 | 129.9 | |
| 5-12-26/1625 | 5.9 | 5.69 | 91.8 | 3.8 | +1000 | 19.1 | 128.6 | Surged well |
| 5-12-26/1630 | 7.0 | 5.70 | 91.0 | 3.7 | 943 | 18.8 | 129.0 | |
| 5-12-26/1635 | 8.1 | 5.69 | 90.1 | 3.5 | 479 | 18.7 | 129.3 | |
| 5-12-26/1640 | 9.2 | 5.69 | 89.3 | 3.4 | 350 | 18.5 | 130.0 | |
| 5-12-26/1645 | 10.3 | 5.68 | 89.0 | 3.4 | 249 | 18.6 | 130.6 | |
| 5-14-26/1012 | 151.2 | 5.44 | 76.6 | 4.8 | 4.18 | 17.9 | 183.1 | |
| 5-14-26/1017 | 151.9 | 5.47 | 76.8 | 4.8 | 3.35 | 18.0 | 181.3 | |
| 5-14-26/1022 | 152.5 | 5.48 | 75.9 | 4.7 | 2.41 | 18.0 | 181.1 | |
| 5-14-26/1027 | 153.2 | 5.52 | 76.2 | 4.8 | 2.10 | 18.0 | 179.1 | |
| 5-14-26/1032 | 153.8 | 5.51 | 76.2 | 4.8 | 2.32 | 18.0 | 179.6 | |
| 5-14-26/1037 | 154.5 | 5.50 | 76.1 | 4.8 | 2.26 | 18.0 | 179.8 | |
| | | | | | | | | |
| | | | | | | | | |
| | | | | | | | | |
| | | | | | | | | |
| Totla Volume Removed: | 154.5 Gallons | | | | | | | |

Development Method: Surged well with ridged tubing and surge block for approximately 20 minutes. Switched to reclaimer pump 5/12. Paused development at 16:45 on 5/12. Resumed well development at 09:00 on 5/13. Switched to monsoon pump at 13:05 5/13. Paused well development at 16:52 on 5/13. Resumed well development at 08:40 on 5/14. Well development until five well volumes were removed and turbidity fell under 5 NTUs.

Notes: H = well depth (BTOC) - W.L. (BTOC)
2" diameter well: 0.16 X H = volume in gallons
4" diameter well: 0.66 X H = voume in gallons

# Atlantic Coast Consulting, Inc.
# Well Development Field Record

Job Name: Plant Wansley LF Well Development
Job No. I054-118 Well ID GWC-38
Developed By: J. May
Date of Installation:
Sheet 1 of 1
Started Dev. 5/12/2026 1245
Date / Time
Completed Dev. 5/12/2026 1510
Date / Time
W.L. Before Dev. 22.15 5/12/2026 1243
BTOC / Date / Time
W.L. After Dev. 24.79 5/12/2026 1510
BTOC / Date / Time
Well Depth Before Dev.: 43.55 BTOC
Well Depth After Dev.: 43.65 BTOC
Water Column (H): 21.40 Ft. Well Dia.: 2 In.
Well Volume: 3.42 Gal. Screen Length: 10 Ft.

| Date / Time | Volume Removed (Gal.) | Field Parameters | | | | | | Remarks |
|---|---|---|---|---|---|---|---|---|
| | | pH (S.U.) | Specific Cond. (umhos/cm) | DO mg/L | Turbidity (NTU) | Temperature ($^{o}$C) | ORP | |
| 5-12-26/1325 | 3.2 | 5.76 | 69.9 | 4.3 | +1000 | 18.5 | 116.5 | |
| 5-12-26/1330 | 4.5 | 5.87 | 70.2 | 4.5 | +1000 | 18.4 | 109.6 | |
| 5-12-26/1335 | 5.8 | 5.88 | 73.4 | 4.5 | 662 | 18.2 | 110.1 | |
| 5-12-26/1340 | 7.1 | 5.86 | 73.3 | 4.5 | 519 | 18.3 | 111.4 | |
| 5-12-26/1345 | 8.4 | 5.82 | 72.7 | 4.6 | 350 | 18.3 | 113.4 | |
| 5-12-26/1350 | 9.7 | 5.77 | 73.0 | 4.7 | 202 | 18.4 | 116.4 | |
| 5-12-26/1355 | 11.0 | 5.86 | 74.5 | 4.7 | 113 | 18.3 | 112.3 | |
| 5-12-26/1445 | 32.2 | 5.82 | 79.6 | 4.8 | 8.80 | 18.6 | 121.1 | |
| 5-12-26/1450 | 33.5 | 5.89 | 80.1 | 4.8 | 8.60 | 18.6 | 117.4 | |
| 5-12-26/1455 | 34.8 | 5.93 | 80.6 | 4.8 | 7.26 | 18.4 | 116.1 | |
| 5-12-26/1500 | 36.1 | 5.91 | 81.2 | 4.8 | 8.83 | 18.5 | 117.2 | |
| 5-12-26/1505 | 37.4 | 5.88 | 81.1 | 4.7 | 4.96 | 18.4 | 119.5 | |
| 5-12-26/1510 | 38.7 | 5.85 | 82.2 | 4.8 | 4.41 | 18.8 | 121.3 | |
| | | | | | | | | |
| | | | | | | | | |
| | | | | | | | | |
| | | | | | | | | |
| Totla Volume Removed: | 38.7 Gallons | | | | | | | |

Development Method: Surged well with ridged tubing and surge block for approximately 20 minutes. Switched to reclaimer pump.
Well development until five well volumes were removed and turbidity fell under 5 NTUs.

Notes: H = well depth (BTOC) - W.L. (BTOC)
2" diameter well: 0.16 X H = volume in gallons
4" diameter well: 0.66 X H = voume in gallons

# Atlantic Coast Consulting, Inc.
# Well Development Field Record

Job Name: Plant Wansley LF Well Development
Job No. I054-118 Well ID GWC-39
Developed By: D. Johnson
Date of Installation:
Sheet 1 of 1
Started Dev. 5/14/2026 1510
Completed Dev. 5/15/2026 1137
Date / Time
W.L. Before Dev. 28.74 5/14/2026 1501
W.L. After Dev. 42.82 5/15/2026 1137
BTOC / Date / Time
Well Depth Before Dev.: 53.14 BTOC
Well Depth After Dev.: 53.14 BTOC
Water Column (H): 24.40 Ft. Well Dia.: 2 In.
Well Volume: 3.90 Gal. Screen Length: 10 Ft.

| Date / Time | Volume Removed (Gal.) | Field Parameters | | | | | | Remarks |
|---|---|---|---|---|---|---|---|---|
| | | pH (S.U.) | Specific Cond. (umhos/cm) | DO mg/L | Turbidity (NTU) | Temperature ($^{o}$C) | ORP | |
| 5-14-26/1534 | 1.8 | 5.90 | 64.0 | 7.2 | +1000 | 19.6 | 70.8 | |
| 5-14-26/1539 | 3.0 | 5.67 | 64.0 | 1.4 | +1000 | 18.6 | 83.2 | |
| 5-14-26/1544 | 4.2 | 5.52 | 64.1 | 1.5 | +1000 | 18.4 | 86.6 | |
| 5-14-26/1549 | 5.3 | 5.73 | 64.0 | 8.9 | +1000 | 19.1 | 78.9 | |
| 5-14-26/1554 | 6.5 | 5.66 | 65.3 | 3.9 | +1000 | 19.0 | 79.8 | Surged well |
| 5-14-26/1559 | 7.7 | 5.65 | 63.2 | 2.5 | 983 | 18.9 | 77.0 | |
| 5-14-26/1604 | 8.9 | 5.68 | 64.1 | 2.2 | 862 | 19.3 | 74.0 | |
| 5-15-26/1112 | 40.0 | 5.08 | 44.3 | 0.2 | 16.60 | 19.2 | 98.6 | |
| 5-15-26/1117 | 41.3 | 5.06 | 43.7 | 0.1 | 7.69 | 19.2 | 95.3 | |
| 5-15-26/1122 | 42.6 | 5.08 | 42.7 | 0.1 | 5.64 | 19.2 | 93.4 | |
| 5-15-26/1127 | 44.0 | 5.06 | 42.3 | 0.1 | 5.41 | 19.2 | 94.6 | |
| 5-15-26/1132 | 45.3 | 5.03 | 42.0 | 0.1 | 4.25 | 19.2 | 96.1 | |
| 5-15-26/1137 | 46.6 | 5.06 | 41.5 | 0.1 | 3.88 | 19.3 | 94.5 | |
| | | | | | | | | |
| | | | | | | | | |
| | | | | | | | | |
| | | | | | | | | |
| Totla Volume Removed: | 46.6 Gallons | | | | | | | |

Development Method: Surged well with ridged tubing and surge block for approximately 20 minutes. Switched to reclaimer pump. Development paused 1640 on 5/14. Resumed development 0920 on 5/15. Switched to monsoon pump 10:30 5/15. Well development until five well volumes were removed and turbidity fell under 5 NTUs.

Notes: H = well depth (BTOC) - W.L. (BTOC)
2" diameter well: 0.16 X H = volume in gallons
4" diameter well: 0.66 X H = voume in gallons

# Atlantic Coast Consulting, Inc.
# Well Development Field Record

Job Name: Plant Wansley LF Well Development
Job No. I054-118 Well ID GWC-40
Developed By: J. May
Date of Installation:
Sheet 1 of 1
Started Dev. 5/18/2026 1340 (Date / Time)
Completed Dev. 5/22/2026 1245 (Date / Time)
W.L. Before Dev. 2.66 5/18/2026 1337 (BTOC / Date / Time)
W.L. After Dev. 33.62 5/22/2026 1245 (BTOC / Date / Time)
Well Depth Before Dev.: 47.95 BTOC
Well Depth After Dev.: 48.02 BTOC
Water Column (H): 45.29 Ft. Well Dia.: 2 In.
Well Volume: 7.25 Gal. Screen Length: 10 Ft.

| Date / Time | Volume Removed (Gal.) | Field Parameters | | | | | | Remarks |
|---|---|---|---|---|---|---|---|---|
| | | pH (S.U.) | Specific Cond. (umhos/cm) | DO mg/L | Turbidity (NTU) | Temperature ($^{o}$C) | ORP | |
| 5-18-26/1413 | 0.8 | 7.71 | 179.0 | 0.6 | 494 | 18.8 | 38.8 | |
| 5-18-26/1418 | 2.1 | 7.74 | 173.3 | 1.0 | +1000 | 18.6 | 12.1 | Surged well |
| 5-18-26/1423 | 3.4 | 7.74 | 171.6 | 1.8 | 449 | 18.3 | -0.8 | |
| 5-18-26/1428 | 4.8 | 7.76 | 175.6 | 2.3 | 307 | 18.7 | -4.6 | |
| 5-18-26/1433 | 6.1 | 7.87 | 206.4 | 1.5 | 521 | 18.6 | -10.6 | |
| 5-18-26/1438 | 7.4 | 7.83 | 203.0 | 0.7 | 496 | 19.3 | -20.1 | |
| 5-18-26/1443 | 8.7 | 7.78 | 192.9 | 0.6 | 663 | 20.9 | -29.4 | |
| 5-22-26/1220 | 36.0 | 7.45 | 146.5 | 3.8 | 3.88 | 22.3 | 78.2 | |
| 5-22-26/1225 | 36.1 | 7.45 | 146.6 | 3.8 | 4.11 | 22.4 | 77.1 | |
| 5-22-26/1230 | 36.2 | 7.46 | 147.0 | 3.9 | 4.44 | 22.8 | 75.7 | |
| 5-22-26/1235 | 36.3 | 7.44 | 147.6 | 3.9 | 4.49 | 23.6 | 74.9 | |
| 5-22-26/1240 | 36.4 | 7.43 | 148.0 | 3.8 | 3.89 | 24.4 | 74.1 | |
| 5-22-26/1245 | 36.5 | 7.42 | 148.2 | 3.9 | 3.43 | 24.9 | 73.2 | |
| | | | | | | | | |
| | | | | | | | | |
| | | | | | | | | |
| | | | | | | | | |
| Totla Volume Removed: | 36.5 Gallons | | | | | | | |

Development Method: Surged well with ridged tubing and surge block for approximately 20 minutes. Switched to reclaimer pump. Well purged dry at 15:35 on 5/18. Resumed well development on 5/19 at 0835. Well purged dry 09:00 5/19. Resumed well development 15:30 on 5/20. Well purged dry 16:00 on 5/20. Resumed well development at 11:30 on 5/22. Well development until five well volumes were removed and turbidity fell under 5 NTUs.

Notes: H = well depth (BTOC) - W.L. (BTOC)
2" diameter well: 0.16 X H = volume in gallons
4" diameter well: 0.66 X H = voume in gallons

# Field Instrumentation Calibration Form

ATLANTIC COAST CONSULTING, INC.

Site Name: Plant Wansley AP-1 Date: 5/11/26

Calibrated By: D. Johnson Field Conditions: Sunny, 63°F

| Instrument | Manufactuer/ Model | Serial Number |
|---|---|---|
| Water Quality Meter | Aqua Troll 500 | 1235076 |
| Turbidity Meter | Geotech | 23126325 |

| Calibration Standard Information | | | | |
|---|---|---|---|---|
| Parameter | Standard | Lot # | Date of Expiration | Brand |
| D.O. (%) | N/A | DI $H_2O$ | N/A | N/A |
| pH (SU) | 4.00 | 5G70399 | 9/27 | PINE |
| pH (SU) | 7.00 | 5GC1227 | 3/27 | PINE |
| pH (SU) | 10.00 | 5GK1245 | 11/27 | PINE |
| Specific Conductance (µS/cm) | 1,413 | 5G70959 | 9/26 | PINE |
| ORP (mV) | 240.0 | 5G10371 | 6/26 | PINE |

| | Standard | Lot # | Date of Expiration | Brand |
|---|---|---|---|---|
| Turbidity (NTU) | 0 | DI $H_2O$ | N/A | N/A |
| | 10 | no 10 | standard | HACH |
| | 20 | 92 D | 12/27 | HACH |
| | 100 | 92D | 12/27 | HACH |

| Calibration | | | | | |
|---|---|---|---|---|---|
| Time Start: 0908 | | Time Finish: 0926 | | | |
| Parameter | Standard | Calibration Value | Calibration Solution Temperature (°C) | Acceptance Criteria | Reference |
| D.O. (%) | N/A | 99.17 | 21.07 | ± 10% | EPA 2023 |
| pH (SU) | 4.00 | 4.00 | 22.46 | ± 0.1 | GWMP |
| pH (SU) | 7.00 | 7.00 | 23.10 | ± 0.1 | GWMP |
| pH (SU) | 10.00 | 10.00 | 22.73 | ± 0.1 | GWMP |
| Specific Conductance (µS/cm) | 1,413 | 1411 | 25.00 | ± 10% of standard | NA |
| ORP (mV) | 240.0 | 240.3 | 23.52 | ± 10 | EPA 2023 |

| | Standard | Calibration Value | Acceptance Criteria | Reference |
|---|---|---|---|---|
| Turbidity (NTU) | 0 | 0.14 | ± 10% of standard | EPA 2023 |
| | 10 | no 10 | | |
| | 20 | 19.7 | | |
| | 100 | 102 | | |

| Calibration Check | | | | | |
|---|---|---|---|---|---|
| Time Start 1404 | | Time Finish 1412 | | | |
| Parameter | Standard | Calibration Value | Calibration Solution Temperature (°C) | Acceptance Criteria | Reference |
| pH (SU) | 4.00 | 4.01 | 24.03 | ± 0.1 | GWMP |
| pH (SU) | 7.00 | 7.00 | 24.16 | ± 0.1 | GWMP |
| pH (SU) | 10.00 | 10.01 | 24.10 | ± 0.1 | GWMP |
| Specific Conductance (µS/cm) | 1,413 | 1414 | 23.99 | ± 10% of standard | EPA 2023 |

| | Standard | Calibration Value | Acceptance Criteria | Reference |
|---|---|---|---|---|
| Turbidity (NTU) | 0 | 0.10 | ± 10% of standard | EPA 2023 |
| | 10 | no 10 standard | | |
| | 20 | 20.0 | | |
| | 100 | 100 | | |

# Field Instrumentation Calibration Form

ATLANTIC COAST CONSULTING, INC.

Site Name: Plant Wansley AP / LF

Date: 5/12/26

Calibrated By: D. Johnson

Field Conditions: Sunny, 62° F

| Instrument | Manufactuer/ Model | Serial Number |
|---|---|---|
| Water Quality Meter | Aqua Troll 500 | 1235076 |
| Turbidity Meter | Geo tech | 25126325 |

**Calibration Standard Information**

| Parameter | Standard | Lot # | Date of Expiration | Brand |
|---|---|---|---|---|
| D.O. (%) | N/A | DI $H_2O$ | N/A | N/A |
| pH (SU) | 4.00 | 5G70399 | 9/27 | PINE |
| pH (SU) | 7.00 | 5GC1227 | 3/27 | PINE |
| pH (SU) | 10.00 | 5GK1245 | 11/27 | PINE |
| Specific Conductance (µS/cm) | 1,413 | 5G70959 | 9/26 | PINE |
| ORP (mV) | 240.0 | 5G10371 | 6/26 | PINE |

| | Standard | Lot # | Date of Expiration | Brand |
|---|---|---|---|---|
| Turbidity (NTU) | 0 | DI $H_2O$ | N/A | N/A |
| | 10 | No 10 Standard | | HACH |
| | 20 | 92 D | 12/27 | HACH |
| | 100 | 92 D | 12/27 | HACH |

**Calibration**

Time Start: 0830 Time Finish:

| Parameter | Standard | Calibration Value | Calibration Solution Temperature (°C) | Acceptance Criteria | Reference |
|---|---|---|---|---|---|
| D.O. (%) | N/A | 104.2 | 20.13 | ± 10% | EPA 2023 |
| pH (SU) | 4.00 | 4.00 | 20.78 | ± 0.1 | GWMP |
| pH (SU) | 7.00 | 7.02 | 20.73 | ± 0.1 | GWMP |
| pH (SU) | 10.00 | 10.05 | 20.84 | ± 0.1 | GWMP |
| Specific Conductance (µS/cm) | 1,413 | 1411 | 20.61 | ± 10% of standard | NA |
| ORP (mV) | 240.0 | 240.3 | 20.13 | ± 10 | EPA 2023 |

| | Standard | Calibration Value | Acceptance Criteria | Reference |
|---|---|---|---|---|
| Turbidity (NTU) | 0 | 0.18 | ± 10% of standard | EPA 2023 |
| | 10 | no 10 standard | | |
| | 20 | 20.0 | | |
| | 100 | 101 | | |

**Calibration Check**

Time Start 1300 Time Finish 1310

| Parameter | Standard | Calibration Value | Calibration Solution Temperature (°C) | Acceptance Criteria | Reference |
|---|---|---|---|---|---|
| pH (SU) | 4.00 | 4.02 | 22.32 | ± 0.1 | GWMP |
| pH (SU) | 7.00 | 7.01 | 22.30 | ± 0.1 | GWMP |
| pH (SU) | 10.00 | 10.03 | 22.38 | ± 0.1 | GWMP |
| Specific Conductance (µS/cm) | 1,413 | 1411 | 23.01 | ± 10% of standard | EPA 2023 |

| | Standard | Calibration Value | Acceptance Criteria | Reference |
|---|---|---|---|---|
| Turbidity (NTU) | 0 | 0.20 | ± 10% of standard | EPA 2023 |
| | 10 | no 10 standard | | |
| | 20 | 20.1 | | |
| | 100 | 100 | | |

# Field Instrumentation Calibration Form

ATLANTIC COAST CONSULTING, INC.

Site Name: Plant Wansley AP/LF

Date: 5/13/26

Calibrated By: D. Johnson

Field Conditions: Sunny, 64°F

| Instrument | Manufactuer/ Model | Serial Number |
|---|---|---|
| Water Quality Meter | AquaTroll500 | 1235076 |
| Turbidity Meter | Lectech | 25126325 |

**Calibration Standard Information**

| Parameter | Standard | Lot # | Date of Expiration | Brand |
|---|---|---|---|---|
| D.O. (%) | N/A | DI $H_2O$ | N/A | N/A |
| pH (SU) | 4.00 | 5GI0399 | 9/27 | PINE |
| pH (SU) | 7.00 | 5GCI227 | 3/27 | PINE |
| pH (SU) | 10.00 | 5GM1245 | 11/27 | PINE |
| Specific Conductance (µS/cm) | 1,413 | 5GI0959 | 9/26 | PINE |
| ORP (mV) | 240.0 | 5GI0371 | 6/26 | PINE |

| | Standard | Lot # | Date of Expiration | Brand |
|---|---|---|---|---|
| Turbidity (NTU) | 0 | DI $H_2O$ | N/A | N/A |
| | 10 | no 10 | standard | HACH |
| | 20 | 92D | 12/27 | HACH |
| | 100 | 92D | 12/27 | HACH |

**Calibration**

Time Start: 0820 Time Finish: 0840

| Parameter | Standard | Calibration Value | Calibration Solution Temperature (°C) | Acceptance Criteria | Reference |
|---|---|---|---|---|---|
| D.O. (%) | N/A | 101.3 | 17.03 | ± 10% | EPA 2023 |
| pH (SU) | 4.00 | 4.00 | 16.29 | ± 0.1 | GWMP |
| pH (SU) | 7.00 | 7.04 | 16.22 | ± 0.1 | GWMP |
| pH (SU) | 10.00 | 10.02 | 16.38 | ± 0.1 | GWMP |
| Specific Conductance (µS/cm) | 1,413 | 4.16 | 16.61 | ± 10% of standard | NA |
| ORP (mV) | 240.0 | 241.3 | 17.00 | ± 10 | EPA 2023 |

| | Standard | Calibration Value | Acceptance Criteria | Reference |
|---|---|---|---|---|
| Turbidity (NTU) | 0 | 0.21 | ± 10% of standard | EPA 2023 |
| | 10 | no 10 standard | | |
| | 20 | 20.0 | | |
| | 100 | 101 | | |

**Calibration Check**

Time Start 1300 Time Finish 1306

| Parameter | Standard | Calibration Value | Calibration Solution Temperature (°C) | Acceptance Criteria | Reference |
|---|---|---|---|---|---|
| pH (SU) | 4.00 | 4.02 | 20.48 | ± 0.1 | GWMP |
| pH (SU) | 7.00 | 7.01 | 20.46 | ± 0.1 | GWMP |
| pH (SU) | 10.00 | 10.00 | 20.42 | ± 0.1 | GWMP |
| Specific Conductance (µS/cm) | 1,413 | 1414 | 20.46 | ± 10% of standard | EPA 2023 |

| | Standard | Calibration Value | Acceptance Criteria | Reference |
|---|---|---|---|---|
| Turbidity (NTU) | 0 | 0.20 | ± 10% of standard | EPA 2023 |
| | 10 | no 10 | | |
| | 20 | 20.1 | | |
| | 100 | 100 | | |

# Field Instrumentation Calibration Form

ATLANTIC COAST CONSULTING, INC.

Site Name: Plant Wansley LF

Date: 5/14/26

Calibrated By: D. Johnson

Field Conditions: 59°F, Sunny.

| Instrument | Manufactuer/ Model | Serial Number |
|---|---|---|
| Water Quality Meter | AquaTroll 500 | 1235076 |
| Turbidity Meter | Geotech | 25126325 |

**Calibration Standard Information**

| Parameter | Standard | Lot # | Date of Expiration | Brand |
|---|---|---|---|---|
| D.O. (%) | N/A | DI $H_2O$ | N/A | N/A |
| pH (SU) | 4.00 | 5670399 | 9/27 | PINE |
| pH (SU) | 7.00 | 5661277 | 3/27 | PINE |
| pH (SU) | 10.00 | 5671245 | 11/27 | PINE |
| Specific Conductance (µS/cm) | 1,413 | 5670959 | 9/26 | PINE |
| ORP (mV) | 240.0 | 5670371 | 6/26 | PINE |

| | Standard | Lot # | Date of Expiration | Brand |
|---|---|---|---|---|
| Turbidity (NTU) | 0 | DI $H_2O$ | N/A | N/A |
| | 10 | no 10 Standard | | HACH |
| | 20 | 921 | 12/27 | HACH |
| | 100 | 921 | 12/27 | HACH |

**Calibration**

Time Start: 0830 Time Finish: 0842

| Parameter | Standard | Calibration Value | Calibration Solution Temperature (°C) | Acceptance Criteria | Reference |
|---|---|---|---|---|---|
| D.O. (%) | N/A | 101.32 | 19.72 | ± 10% | EPA 2023 |
| pH (SU) | 4.00 | 4.00 | 19.00 | ± 0.1 | GWMP |
| pH (SU) | 7.00 | 7.02 | 19.98 | ± 0.1 | GWMP |
| pH (SU) | 10.00 | 10.05 | 19.62 | ± 0.1 | GWMP |
| Specific Conductance (µS/cm) | 1,413 | 1414 | 19.60 | ± 10% of standard | NA |
| ORP (mV) | 240.0 | 239.3 | 19.88 | ± 10 | EPA 2023 |

| | Standard | Calibration Value | Acceptance Criteria | Reference |
|---|---|---|---|---|
| Turbidity (NTU) | 0 | 0.20 | ± 10% of standard | EPA 2023 |
| | 10 | no 10 | | |
| | 20 | 20.0 | | |
| | 100 | 101 | | |

**Calibration Check**

Time Start 1245 Time Finish 1251

| Parameter | Standard | Calibration Value | Calibration Solution Temperature (°C) | Acceptance Criteria | Reference |
|---|---|---|---|---|---|
| pH (SU) | 4.00 | 4.00 | 21.72 | ± 0.1 | GWMP |
| pH (SU) | 7.00 | 7.01 | 21.70 | ± 0.1 | GWMP |
| pH (SU) | 10.00 | 10.03 | 21.64 | ± 0.1 | GWMP |
| Specific Conductance (µS/cm) | 1,413 | 1415 | 21.79 | ± 10% of standard | EPA 2023 |

| | Standard | Calibration Value | Acceptance Criteria | Reference |
|---|---|---|---|---|
| Turbidity (NTU) | 0 | 0.22 | ± 10% of standard | EPA 2023 |
| | 10 | no 10 | | |
| | 20 | 20.1 | | |
| | 100 | 100 | | |

# Field Instrumentation Calibration Form

ATLANTIC COAST CONSULTING, INC.

Site Name: Plant Wansley AP-1 Date: 9/15/26

Calibrated By: D. Johnson Field Conditions: Sunny, 67°F

| Instrument | Manufactuer/ Model | Serial Number |
|---|---|---|
| Water Quality Meter | Aqua Troll 500 | 1235076 |
| Turbidity Meter | Geotech | 25126325 |

| Calibration Standard Information | | | | |
|---|---|---|---|---|
| Parameter | Standard | Lot # | Date of Expiration | Brand |
| D.O. (%) | N/A | DI $H_2O$ | N/A | N/A |
| pH (SU) | 4.00 | 5GI0349 | 9/27 | PINE |
| pH (SU) | 7.00 | 5GI1227 | 3/27 | PINE |
| pH (SU) | 10.00 | 5GI1245 | 11/27 | PINE |
| Specific Conductance (µS/cm) | 1,413 | 5GI0959 | 9/26 | PINE |
| ORP (mV) | 240.0 | 5GI0371 | 6/26 | PINE |

| | Standard | Lot # | Date of Expiration | Brand |
|---|---|---|---|---|
| Turbidity (NTU) | 0 | DI $H_2O$ | N/A | N/A |
| | 10 | no 10 Standard | | HACH |
| | 20 | 92D | 12/27 | HACH |
| | 100 | 92D | 12/27 | HACH |

| Calibration | | | | | |
|---|---|---|---|---|---|
| Time Start: 0900 | | Time Finish: 0910 | | | |
| Parameter | Standard | Calibration Value | Calibration Solution Temperature (°C) | Acceptance Criteria | Reference |
| D.O. (%) | N/A | 101.22 | 14.06 | ± 10% | EPA 2023 |
| pH (SU) | 4.00 | 4.00 | 14.37 | ± 0.1 | GWMP |
| pH (SU) | 7.00 | 7.04 | 14.36 | ± 0.1 | GWMP |
| pH (SU) | 10.00 | 10.00 | 14.53 | ± 0.1 | GWMP |
| Specific Conductance (µS/cm) | 1,413 | 1411 | 25.00 | ± 10% of standard | NA |
| ORP (mV) | 240.0 | 240.1 | 12.59 | ± 10 | EPA 2023 |

| | Standard | Calibration Value | Acceptance Criteria | Reference |
|---|---|---|---|---|
| Turbidity (NTU) | 0 | 0.20 | ± 10% of standard | EPA 2023 |
| | 10 | no 10 Standard | | |
| | 20 | 20.2 | | |
| | 100 | 101 | | |

| Calibration Check | | | | | |
|---|---|---|---|---|---|
| Time Start 1300 | | Time Finish 1307 | | | |
| Parameter | Standard | Calibration Value | Calibration Solution Temperature (°C) | Acceptance Criteria | Reference |
| pH (SU) | 4.00 | 4.01 | 18.92 | ± 0.1 | GWMP |
| pH (SU) | 7.00 | 7.02 | 18.88 | ± 0.1 | GWMP |
| pH (SU) | 10.00 | 10.00 | 18.97 | ± 0.1 | GWMP |
| Specific Conductance (µS/cm) | 1,413 | 1411 | 18.72 | ± 10% of standard | EPA 2023 |

| | Standard | Calibration Value | Acceptance Criteria | Reference |
|---|---|---|---|---|
| Turbidity (NTU) | 0 | 0.21 | ± 10% of standard | EPA 2023 |
| | 10 | no 10 Standard | | |
| | 20 | 20.1 | | |
| | 100 | 100 | | |

# Field Instrumentation Calibration Form

ATLANTIC COAST CONSULTING, INC.

Site Name: Plant Wansley AP

Date: 5/18/26

Calibrated By: D. Johnson / N. Nance

Field Conditions: Sunny, 72°F

| Instrument | Manufactuer/ Model | Serial Number |
|---|---|---|
| Water Quality Meter | Aqua Troll 500 | 12350716 |
| Turbidity Meter | Geotech | 29126325 |

| Calibration Standard Information | | | | |
|---|---|---|---|---|
| Parameter | Standard | Lot # | Date of Expiration | Brand |
| D.O. (%) | N/A | DI $H_2O$ | N/A | N/A |
| pH (SU) | 4.00 | 56103997 | 09/27 | PINE |
| pH (SU) | 7.00 | 56160631 | 11/27 | PINE |
| pH (SU) | 10.00 | 56161245 | 11/27 | PINE |
| Specific Conductance (µS/cm) | 1,413 | 56110959 | 09/26 | PINE |
| ORP (mV) | 240.0 | 56110371 | 6/26 | PINE |

| | Standard | Lot # | Date of Expiration | Brand |
|---|---|---|---|---|
| Turbidity (NTU) | 0 | DI $H_2O$ | N/A | N/A |
| | 10 | — | (W) No 10 NTU Standard | HACH |
| | 20 | 920 | 12/27 | HACH |
| | 100 | 920 | 12/27 | HACH |

| Calibration | | | | | |
|---|---|---|---|---|---|
| Time Start: 0857 | | Time Finish: | | | |
| Parameter | Standard | Calibration Value | Calibration Solution Temperature (°C) | Acceptance Criteria | Reference |
| D.O. (%) | N/A | 103% | 25.20 | ± 10% | EPA 2023 |
| pH (SU) | 4.00 | 4.00 | 24.38 | ± 0.1 | GWMP |
| pH (SU) | 7.00 | 7.00 | 23.85 | ± 0.1 | GWMP |
| pH (SU) | 10.00 | 10.00 | 24.01 | ± 0.1 | GWMP |
| Specific Conductance (µS/cm) | 1,413 | ~~1401~~ 1413 | 25.00 | ± 10% of standard | NA |
| ORP (mV) | 240.0 | 228.9 | 25.20 | ± 10 | EPA 2023 |

| | Standard | Calibration Value | Acceptance Criteria | Reference |
|---|---|---|---|---|
| Turbidity (NTU) | 0 | 0.11 | ± 10% of standard | EPA 2023 |
| | 10 | no 10 standard. | | |
| | 20 | 20.3 | | |
| | 100 | 100 | | |

| Calibration Check | | | | | |
|---|---|---|---|---|---|
| Time Start 1402 | | Time Finish 1407 | | | |
| Parameter | Standard | Calibration Value | Calibration Solution Temperature (°C) | Acceptance Criteria | Reference |
| pH (SU) | 4.00 | 3.98 | 30.85 | ± 0.1 | GWMP |
| pH (SU) | 7.00 | 6.99 | 30.59 | ± 0.1 | GWMP |
| pH (SU) | 10.00 | 9.91 | 30.32 | ± 0.1 | GWMP |
| Specific Conductance (µS/cm) | 1,413 | 1410 | 31.00 | ± 10% of standard | EPA 2023 |

| | Standard | Calibration Value | Acceptance Criteria | Reference |
|---|---|---|---|---|
| Turbidity (NTU) | 0 | 0.17 | ± 10% of standard | EPA 2023 |
| | 10 | no 10 standard. | | |
| | 20 | 20.1 | | |
| | 100 | 100 | | |

Notes:

# Field Instrumentation Calibration Form

ATLANTIC COAST CONSULTING, INC.

Site Name: Plant

Date: 5/19/26

Calibrated By: D. Johnson, N. Nance

Field Conditions: Sunny, 69°F

| Instrument | Manufactuer/ Model | Serial Number |
|---|---|---|
| Water Quality Meter | Aqua Troll 500 | ~~12350760~~ 1183974 |
| Turbidity Meter | Geotech | 25126325 |

| Calibration Standard Information | | | | |
|---|---|---|---|---|
| Parameter | Standard | Lot # | Date of Expiration | Brand |
| D.O. (%) | N/A | DI $H_2O$ | N/A | N/A |
| pH (SU) | 4.00 | 5G10399 | 9/27 | PINE |
| pH (SU) | 7.00 | 5G10631 | 6/27 | PINE |
| pH (SU) | 10.00 | 5G41245 | 4/27 | PINE |
| Specific Conductance (µS/cm) | 1,413 | 5G16959 | 9/26 | PINE |
| ORP (mV) | 240.0 | 5G10371 | 6/26 | PINE |

| | Standard | Lot # | Date of Expiration | Brand |
|---|---|---|---|---|
| Turbidity (NTU) | 0 | DI $H_2O$ | N/A | N/A |
| | 10 | — | no 10 standard | HACH |
| | 20 | 92D | 12/27 | HACH |
| | 100 | 92D | 12/27 | HACH |

| Calibration | | | | | |
|---|---|---|---|---|---|
| Time Start: 0820 | | Time Finish: 0848 | | | |
| Parameter | Standard | Calibration Value | Calibration Solution Temperature (°C) | Acceptance Criteria | Reference |
| D.O. (%) | N/A | 4.43 | 26.87 | ± 10% | EPA 2023 |
| pH (SU) | 4.00 | 4.00 | 23.32 | ± 0.1 | GWMP |
| pH (SU) | 7.00 | 7.00 | 26.05 | ± 0.1 | GWMP |
| pH (SU) | 10.00 | 10.05 | 22.22 | ± 0.1 | GWMP |
| Specific Conductance (µS/cm) | 1,413 | 1413 | 25.00 | ± 10% of standard | NA |
| ORP (mV) | 240.0 | 230.1 | ~~26.87~~ 24.26 | ± 10 | EPA 2023 |

| | Standard | Calibration Value | Acceptance Criteria | Reference |
|---|---|---|---|---|
| Turbidity (NTU) | 0 | 0.17 | No 10NTU Standard ± 10% of standard | EPA 2023 |
| | 10 | — | | |
| | 20 | 20.8 | | |
| | 100 | 102 | | |

| Calibration Check | | | | | |
|---|---|---|---|---|---|
| Time Start 1300 | | Time Finish 1307 | | | |
| Parameter | Standard | Calibration Value | Calibration Solution Temperature (°C) | Acceptance Criteria | Reference |
| pH (SU) | 4.00 | 4.05 | 28.32 | ± 0.1 | GWMP |
| pH (SU) | 7.00 | 7.02 | 28.44 | ± 0.1 | GWMP |
| pH (SU) | 10.00 | 10.04 | 28.35 | ± 0.1 | GWMP |
| Specific Conductance (µS/cm) | 1,413 | 1411 | 27.99 | ± 10% of standard | EPA 2023 |

| | Standard | Calibration Value | Acceptance Criteria | Reference |
|---|---|---|---|---|
| Turbidity (NTU) | 0 | 0.11 | no 10 standard ± 10% of standard | EPA 2023 |
| | 10 | | | |
| | 20 | 20.3 | | |
| | 100 | 101 | | |

Notes:

# Field Instrumentation Calibration Form

ATLANTIC COAST CONSULTING, INC.

Site Name: Plant Wansley

Date: 05-11-26

Calibrated By: J. Ulay

Field Conditions: Sunny, 60s

| Instrument | Manufactuer/ Model | Serial Number |
|---|---|---|
| Water Quality Meter | AquaTroll 500 | 1183990 |
| Turbidity Meter | Hach 2100Q | 24010D000402 |

**Calibration Standard Information**

| Parameter | Standard | Lot # | Date of Expiration | Brand |
|---|---|---|---|---|
| D.O. (%) | N/A | DI Water | — | — |
| pH (SU) | 4.00 | SG10399 | 09/27 | PINE |
| pH (SU) | 7.00 | SGK0631 | 11/27 | PINE |
| pH (SU) | 10.00 | SG10401 | 09/27 | PINE |
| Specific Conductance (µS/cm) | 1,413 | 4GJ04601 | 10/26 | PINE |
| ORP (mV) | 240.0 | SG10371 | 04/26 | PINE |

| | Standard | Lot # | Date of Expiration | Brand |
|---|---|---|---|---|
| Turbidity (NTU) | 0 | DI Water | — | ~~Hach~~ DI |
| | 10 | A5083 | 06/26 | Hach |
| | 20 | A5092 | 07/26 | Hach |
| | 100 | A5081 | 06/26 | Hach |

**Calibration**

Time Start: 0910 Time Finish: 0930

| Parameter | Standard | Calibration Value | Calibration Solution Temperature (°C) | Acceptance Criteria | Reference |
|---|---|---|---|---|---|
| D.O. (%) | N/A | 100.0 | 21.17 | ± 10% | EPA 2023 |
| pH (SU) | 4.00 | 4.00 | 21.56 | ± 0.1 | GWMP |
| pH (SU) | 7.00 | 7.02 | 22.49 | ± 0.1 | GWMP |
| pH (SU) | 10.00 | 10.05 | 22.22 | ± 0.1 | GWMP |
| Specific Conductance (µS/cm) | 1,413 | 1413.0 | 22.76 | ± 10% of standard | NA |
| ORP (mV) | ~~240.0~~ 231.8 | 221.3 | 22.92 | ± 10 | EPA 2023 |

| | Standard | Calibration Value | Acceptance Criteria | Reference |
|---|---|---|---|---|
| Turbidity (NTU) | 0 | 0.13 | ± 10% of standard | EPA 2023 |
| | 10 | 9.97 | | |
| | 20 | 19.1 | | |
| | 100 | 100 | | |

**Calibration Check**

Time Start 1235 Time Finish 1245

| Parameter | Standard | Calibration Value | Calibration Solution Temperature (°C) | Acceptance Criteria | Reference |
|---|---|---|---|---|---|
| pH (SU) | 4.00 | 4.00 | 24.86 | ± 0.1 | GWMP |
| pH (SU) | 7.00 | 7.02 | 25.11 | ± 0.1 | GWMP |
| pH (SU) | 10.00 | 10.00 | 24.98 | ± 0.1 | GWMP |
| Specific Conductance (µS/cm) | 1,413 | 1413.0 | 24.72 | ± 10% of standard | EPA 2023 |

| | Standard | Calibration Value | Acceptance Criteria | Reference |
|---|---|---|---|---|
| Turbidity (NTU) | 0 | 0.22 | ± 10% of standard | EPA 2023 |
| | 10 | 10.1 | | |
| | 20 | 19.8 | | |
| | 100 | 101 | | |

# Field Instrumentation Calibration Form

ATLANTIC COAST CONSULTING, INC.

Site Name: Plant Wansley

Date: 05-12-26

Calibrated By: J. May

Field Conditions: Sunny, 60s

| Instrument | Manufactuer/ Model | Serial Number |
|---|---|---|
| Water Quality Meter | AquaTroll | 1183990 |
| Turbidity Meter | Hach 2100Q | 24010D000462 |

**Calibration Standard Information**

| Parameter | Standard | Lot # | Date of Expiration | Brand |
|---|---|---|---|---|
| D.O. (%) | N/A | DI Water | — | — |
| pH (SU) | 4.00 | 5G10399 | 09/27 | PINE |
| pH (SU) | 7.00 | 5GK0631 | 11/27 | PINE |
| pH (SU) | 10.00 | 5G10401 | 09/27 | PINE |
| Specific Conductance (µS/cm) | 1,413 | 4GJ0461 | 10/26 | PINE |
| ORP (mV) | 240.0 | 5G10371 | 06/26 | PINE |

| | Standard | Lot # | Date of Expiration | Brand |
|---|---|---|---|---|
| Turbidity (NTU) | 0 | DI Water | — | — |
| | 10 | A5083 | 06/26 | Hach |
| | 20 | A5092 | 07/26 | Hach |
| | 100 | A5081 | 06/26 | Hach |

**Calibration**

Time Start: 0830 Time Finish: 0845

| Parameter | Standard | Calibration Value | Calibration Solution Temperature (°C) | Acceptance Criteria | Reference |
|---|---|---|---|---|---|
| D.O. (%) | N/A | 100.0 | 17.92 | ± 10% | EPA 2023 |
| pH (SU) | 4.00 | 4.00 | 18.21 | ± 0.1 | GWMP |
| pH (SU) | 7.00 | 7.02 | 18.09 | ± 0.1 | GWMP |
| pH (SU) | 10.00 | 10.05 | 18.46 | ± 0.1 | GWMP |
| Specific Conductance (µS/cm) | 1,413 | 1413.6 | 18.36 | ± 10% of standard | NA |
| ORP (mV) | ~~240.0~~ 238.1 | 241.7 | 18.73 | ± 10 | EPA 2023 |

| | Standard | Calibration Value | Acceptance Criteria | Reference |
|---|---|---|---|---|
| Turbidity (NTU) | 0 | 0.25 | ± 10% of standard | EPA 2023 |
| | 10 | 10.1 | | |
| | 20 | 19.8 | | |
| | 100 | 99.7 | | |

**Calibration Check**

Time Start 1230 Time Finish 1245

| Parameter | Standard | Calibration Value | Calibration Solution Temperature (°C) | Acceptance Criteria | Reference |
|---|---|---|---|---|---|
| pH (SU) | 4.00 | 4.00 | 25.43 | ± 0.1 | GWMP |
| pH (SU) | 7.00 | 7.00 | 25.56 | ± 0.1 | GWMP |
| pH (SU) | 10.00 | 10.00 | 25.72 | ± 0.1 | GWMP |
| Specific Conductance (µS/cm) | 1,413 | 1413.0 | 25.80 | ± 10% of standard | EPA 2023 |

| | Standard | Calibration Value | Acceptance Criteria | Reference |
|---|---|---|---|---|
| Turbidity (NTU) | 0 | 0.30 | ± 10% of standard | EPA 2023 |
| | 10 | 9.97 | | |
| | 20 | 19.8 | | |
| | 100 | 99.3 | | |

# Field Instrumentation Calibration Form

ATLANTIC COAST CONSULTING, INC.

Site Name: Plant Wansley

Date: 05-13-26

Calibrated By: J. May

Field Conditions: Overcast, 60s

| Instrument | Manufactuer/ Model | Serial Number |
|---|---|---|
| Water Quality Meter | AquaTroll 500 | 1183990 |
| Turbidity Meter | Hach 2100Q | 24010D000462 |

**Calibration Standard Information**

| Parameter | Standard | Lot # | Date of Expiration | Brand |
|---|---|---|---|---|
| D.O. (%) | N/A | DI $H_2O$ | N/A | N/A |
| pH (SU) | 4.00 | 5G10399 | 09/27 | PINE |
| pH (SU) | 7.00 | 5G10031 | 11/27 | PINE |
| pH (SU) | 10.00 | 5G10401 | 09/27 | PINE |
| Specific Conductance (µS/cm) | 1,413 | 4GJ0461 | 10/26 | PINE |
| ORP (mV) | 240.0 | 5G10371 | 06/26 | PINE |

| | Standard | Lot # | Date of Expiration | Brand |
|---|---|---|---|---|
| Turbidity (NTU) | 0 | DI $H_2O$ | N/A | N/A |
| | 10 | A5083 | 06/26 | HACH |
| | 20 | A5092 | 07/26 | HACH |
| | 100 | A5081 | 06/26 | HACH |

**Calibration**

Time Start: 0825 Time Finish: 0840

| Parameter | Standard | Calibration Value | Calibration Solution Temperature (°C) | Acceptance Criteria | Reference |
|---|---|---|---|---|---|
| D.O. (%) | N/A | 100.0 | 17.49 | ± 10% | EPA 2023 |
| pH (SU) | 4.00 | 4.00 | 17.36 | ± 0.1 | GWMP |
| pH (SU) | 7.00 | 7.02 | 17.49 | ± 0.1 | GWMP |
| pH (SU) | 10.00 | 10.11 | 17.17 | ± 0.1 | GWMP |
| Specific Conductance (µS/cm) | 1,413 | 1413.0 | 17.51 | ± 10% of standard | NA |
| ORP (mV) | ~~240.0~~ 239.2 | 239.6 | 17.42 | ± 10 | EPA 2023 |

| | Standard | Calibration Value | Acceptance Criteria | Reference |
|---|---|---|---|---|
| Turbidity (NTU) | 0 | 0.20 | ± 10% of standard | EPA 2023 |
| | 10 | 10.1 | | |
| | 20 | 19.8 | | |
| | 100 | 102 | | |

**Calibration Check**

Time Start 1230 Time Finish 1240

| Parameter | Standard | Calibration Value | Calibration Solution Temperature (°C) | Acceptance Criteria | Reference |
|---|---|---|---|---|---|
| pH (SU) | 4.00 | 4.00 | 27.22 | ± 0.1 | GWMP |
| pH (SU) | 7.00 | 7.02 | 27.34 | ± 0.1 | GWMP |
| pH (SU) | 10.00 | 10.05 | 27.56 | ± 0.1 | GWMP |
| Specific Conductance (µS/cm) | 1,413 | 1413.0 | 27.43 | ± 10% of standard | EPA 2023 |

| | Standard | Calibration Value | Acceptance Criteria | Reference |
|---|---|---|---|---|
| Turbidity (NTU) | 0 | 0.21 | ± 10% of standard | EPA 2023 |
| | 10 | 10.2 | | |
| | 20 | 20.2 | | |
| | 100 | 99.9 | | |

# Field Instrumentation Calibration Form

ATLANTIC COAST CONSULTING, INC.

Site Name: Plant Wansley

Date: 05-14-26

Calibrated By: J. May

Field Conditions: Sunny, 60s

| Instrument | Manufactuer/ Model | Serial Number |
|---|---|---|
| Water Quality Meter | Aqua Troll 500 | 1183990 |
| Turbidity Meter | Hach 2100Q | 24010D000426 |

| Calibration Standard Information | | | | |
|---|---|---|---|---|
| Parameter | Standard | Lot # | Date of Expiration | Brand |
| D.O. (%) | N/A | DI $H_2O$ | N/A | N/A |
| pH (SU) | 4.00 | 5G10399 | 09/27 | PINE |
| pH (SU) | 7.00 | 5GK0631 | 11/27 | PINE |
| pH (SU) | 10.00 | 5G10401 | 09/27 | PINE |
| Specific Conductance (µS/cm) | 1,413 | 4GJ04601 | 10/26 | PINE |
| ORP (mV) | 240.0 | 5G10371 | 06/26 | PINE |

| | Standard | Lot # | Date of Expiration | Brand |
|---|---|---|---|---|
| Turbidity (NTU) | 0 | DI $H_2O$ | N/A | N/A |
| | 10 | A5083 | 06/26 | HACH |
| | 20 | A5092 | 07/26 | HACH |
| | 100 | A5081 | 06/26 | HACH |

| Calibration | | | | | |
|---|---|---|---|---|---|
| Time Start: 0850 | | Time Finish: 0905 | | | |
| Parameter | Standard | Calibration Value | Calibration Solution Temperature (°C) | Acceptance Criteria | Reference |
| D.O. (%) | N/A | 100.0 | 16.68 | ± 10% | EPA 2023 |
| pH (SU) | 4.00 | 4.00 | 17.04 | ± 0.1 | GWMP |
| pH (SU) | 7.00 | 7.02 | 17.80 | ± 0.1 | GWMP |
| pH (SU) | 10.00 | 10.05 | 17.61 | ± 0.1 | GWMP |
| Specific Conductance (µS/cm) | 1,413 | 1413.0 | 17.73 | ± 10% of standard | NA |
| ORP (mV) | ~~240.0~~ 238.7 | 238.1 | 17.62 | ± 10 | EPA 2023 |

| | Standard | Calibration Value | Acceptance Criteria | Reference |
|---|---|---|---|---|
| Turbidity (NTU) | 0 | 0.18 | ± 10% of standard | EPA 2023 |
| | 10 | 10.3 | | |
| | 20 | 20.2 | | |
| | 100 | 101 | | |

| Calibration Check | | | | | |
|---|---|---|---|---|---|
| Time Start 1115 | | Time Finish 1125 | | | |
| Parameter | Standard | Calibration Value | Calibration Solution Temperature (°C) | Acceptance Criteria | Reference |
| pH (SU) | 4.00 | 4.00 | 25.22 | ± 0.1 | GWMP |
| pH (SU) | 7.00 | 7.05 | 25.43 | ± 0.1 | GWMP |
| pH (SU) | 10.00 | 10.03 | 25.55 | ± 0.1 | GWMP |
| Specific Conductance (µS/cm) | 1,413 | 1413.0 | 25.41 | ± 10% of standard | EPA 2023 |

| | Standard | Calibration Value | Acceptance Criteria | Reference |
|---|---|---|---|---|
| Turbidity (NTU) | 0 | 0.11 | ± 10% of standard | EPA 2023 |
| | 10 | 10.0 | | |
| | 20 | 20.1 | | |
| | 100 | 101 | | |

# Field Instrumentation Calibration Form

ATLANTIC COAST CONSULTING, INC.

Site Name: Wausley LF

Date: 05-15-26

Calibrated By: J. May

Field Conditions: Sunny, 70s

| Instrument | Manufactuer/ Model | Serial Number |
|---|---|---|
| Water Quality Meter | AquaTroll 500 | 1183990 |
| Turbidity Meter | Hach 2100Q | 24010D000462 |

**Calibration Standard Information**

| Parameter | Standard | Lot # | Date of Expiration | Brand |
|---|---|---|---|---|
| D.O. (%) | N/A | DI $H_2O$ | N/A | N/A |
| pH (SU) | 4.00 | 5G10399 | 09/27 | PINE |
| pH (SU) | 7.00 | 5G10681 | 11/27 | PINE |
| pH (SU) | 10.00 | 5G10401 | 09/27 | PINE |
| Specific Conductance (µS/cm) | 1,413 | 4G10461 | 10/26 | PINE |
| ORP (mV) | 240.0 | 5G10371 | 06/26 | PINE |

| | Standard | Lot # | Date of Expiration | Brand |
|---|---|---|---|---|
| Turbidity (NTU) | 0 | DI $H_2O$ | N/A | N/A |
| | 10 | A5083 | 06/26 | HACH |
| | 20 | A5092 | 07/26 | HACH |
| | 100 | A5081 | 06/26 | HACH |

**Calibration**

Time Start: 0900 Time Finish: 0915

| Parameter | Standard | Calibration Value | Calibration Solution Temperature (°C) | Acceptance Criteria | Reference |
|---|---|---|---|---|---|
| D.O. (%) | N/A | 100.0 | 14.85 | ± 10% | EPA 2023 |
| pH (SU) | 4.00 | 4.00 | 14.28 | ± 0.1 | GWMP |
| pH (SU) | 7.00 | 7.04 | 14.33 | ± 0.1 | GWMP |
| pH (SU) | 10.00 | 10.11 | 14.55 | ± 0.1 | GWMP |
| Specific Conductance (µS/cm) | 1,413 | 1413.0 | 14.22 | ± 10% of standard | NA |
| ORP (mV) | ~~240.0~~ 242.6 | 244.0 | 14.68 | ± 10 | EPA 2023 |

| | Standard | Calibration Value | Acceptance Criteria | Reference |
|---|---|---|---|---|
| Turbidity (NTU) | 0 | 0.25 | ± 10% of standard | EPA 2023 |
| | 10 | 9.97 | | |
| | 20 | 19.2 | | |
| | 100 | 99.7 | | |

**Calibration Check**

Time Start 1200 Time Finish 1210

| Parameter | Standard | Calibration Value | Calibration Solution Temperature (°C) | Acceptance Criteria | Reference |
|---|---|---|---|---|---|
| pH (SU) | 4.00 | 4.00 | 27.91 | ± 0.1 | GWMP |
| pH (SU) | 7.00 | 7.02 | 28.12 | ± 0.1 | GWMP |
| pH (SU) | 10.00 | 10.11 | 27.88 | ± 0.1 | GWMP |
| Specific Conductance (µS/cm) | 1,413 | 1413.0 | 27.65 | ± 10% of standard | EPA 2023 |

| | Standard | Calibration Value | Acceptance Criteria | Reference |
|---|---|---|---|---|
| Turbidity (NTU) | 0 | 0.20 | ± 10% of standard | EPA 2023 |
| | 10 | 9.95 | | |
| | 20 | 20.0 | | |
| | 100 | 101 | | |

# Field Instrumentation Calibration Form

ATLANTIC COAST CONSULTING, INC.

Site Name: Wansley LF

Date: 05-18-26

Calibrated By: J. May

Field Conditions: Sunny, 70s

| Instrument | Manufactuer/ Model | Serial Number |
|---|---|---|
| Water Quality Meter | AquaTroll500 | 1183990 |
| Turbidity Meter | Hach 2100Q | 24010200004462 |

**Calibration Standard Information**

| Parameter | Standard | Lot # | Date of Expiration | Brand |
|---|---|---|---|---|
| D.O. (%) | N/A | DI $H_2O$ | N/A | N/A |
| pH (SU) | 4.00 | 5G10399 | 09/27 | PINE |
| pH (SU) | 7.00 | 5GK0631 | 11/27 | PINE |
| pH (SU) | 10.00 | 5G10401 | 09/27 | PINE |
| Specific Conductance (µS/cm) | 1,413 | 4GD4461 | 10/26 | PINE |
| ORP (mV) | 240.0 | 5G10371 | 06/26 | PINE |

| | Standard | Lot # | Date of Expiration | Brand |
|---|---|---|---|---|
| Turbidity (NTU) | 0 | DI $H_2O$ | N/A | N/A |
| | 10 | A5083 | 06/26 | HACH |
| | 20 | A5092 | 07/26 | HACH |
| | 100 | A5081 | 06/26 | HACH |

**Calibration**

Time Start: 0935 Time Finish: 0950

| Parameter | Standard | Calibration Value | Calibration Solution Temperature (°C) | Acceptance Criteria | Reference |
|---|---|---|---|---|---|
| D.O. (%) | N/A | 100.0 | 24.98 | ± 10% | EPA 2023 |
| pH (SU) | 4.00 | 4.00 | 25.21 | ± 0.1 | GWMP |
| pH (SU) | 7.00 | 7.00 | 25.11 | ± 0.1 | GWMP |
| pH (SU) | 10.00 | 10.00 | 25.02 | ± 0.1 | GWMP |
| Specific Conductance (µS/cm) | 1,413 | 1413.0 | 25.15 | ± 10% of standard | NA |
| ORP (mV) | ~~240.0~~ 228.4 | 224.6 | 25.51 | ± 10 | EPA 2023 |

| | Standard | Calibration Value | Acceptance Criteria | Reference |
|---|---|---|---|---|
| Turbidity (NTU) | 0 | 0.11 | ± 10% of standard | EPA 2023 |
| | 10 | 10.2 | | |
| | 20 | 19.9 | | |
| | 100 | 101 | | |

**Calibration Check**

Time Start 1330 Time Finish 1340

| Parameter | Standard | Calibration Value | Calibration Solution Temperature (°C) | Acceptance Criteria | Reference |
|---|---|---|---|---|---|
| pH (SU) | 4.00 | 4.00 | 25.22 | ± 0.1 | GWMP |
| pH (SU) | 7.00 | 7.00 | 26.13 | ± 0.1 | GWMP |
| pH (SU) | 10.00 | 10.00 | 26.07 | ± 0.1 | GWMP |
| Specific Conductance (µS/cm) | 1,413 | 1413.0 | 25.54 | ± 10% of standard | EPA 2023 |

| | Standard | Calibration Value | Acceptance Criteria | Reference |
|---|---|---|---|---|
| Turbidity (NTU) | 0 | 0.21 | ± 10% of standard | EPA 2023 |
| | 10 | 10.0 | | |
| | 20 | 19.5 | | |
| | 100 | 100 | | |

Notes:

# Field Instrumentation Calibration Form

ATLANTIC COAST CONSULTING, INC.

Site Name: Plant Wansley

Date: 05-19-26

Calibrated By: J. May

Field Conditions: Sunny, 80s

| Instrument | Manufactuer/ Model | Serial Number |
|---|---|---|
| Water Quality Meter | AquaTroll 500 | 1183990 |
| Turbidity Meter | Hach 2100Q | 24010D000462 |

**Calibration Standard Information**

| Parameter | Standard | Lot # | Date of Expiration | Brand |
|---|---|---|---|---|
| D.O. (%) | N/A | DI $H_2O$ | N/A | N/A |
| pH (SU) | 4.00 | 5G10399 | 09/27 | PINE |
| pH (SU) | 7.00 | 5GK0631 | 11/27 | PINE |
| pH (SU) | 10.00 | 5G10401 | 09/27 | PINE |
| Specific Conductance (µS/cm) | 1,413 | 4GJ0461 | 10/26 | PINE |
| ORP (mV) | 240.0 | 5G10371 | 06/20 | PINE |

| | Standard | Lot # | Date of Expiration | Brand |
|---|---|---|---|---|
| Turbidity (NTU) | 0 | DI $H_2O$ | N/A | N/A |
| | 10 | A5083 | 06/26 | HACH |
| | 20 | A5092 | 07/26 | HACH |
| | 100 | A5081 | 06/26 | HACH |

**Calibration**

Time Start: 0930 Time Finish: 0945

| Parameter | Standard | Calibration Value | Calibration Solution Temperature (°C) | Acceptance Criteria | Reference |
|---|---|---|---|---|---|
| D.O. (%) | N/A | 100.0 | 23.92 | ± 10% | EPA 2023 |
| pH (SU) | 4.00 | 4.00 | 22.64 | ± 0.1 | GWMP |
| pH (SU) | 7.00 | 7.02 | 22.40 | ± 0.1 | GWMP |
| pH (SU) | 10.00 | 10.05 | 22.07 | ± 0.1 | GWMP |
| Specific Conductance (µS/cm) | 1,413 | 1413.0 | 23.12 | ± 10% of standard | NA |
| ORP (mV) | ~~240.0~~ 229.7 | 225.3 | 24.59 | ± 10 | EPA 2023 |

| | Standard | Calibration Value | Acceptance Criteria | Reference |
|---|---|---|---|---|
| Turbidity (NTU) | 0 | 0.30 | ± 10% of standard | EPA 2023 |
| | 10 | 10.2 | | |
| | 20 | 20.1 | | |
| | 100 | 100 | | |

**Calibration Check**

Time Start 1200 Time Finish 1210

| Parameter | Standard | Calibration Value | Calibration Solution Temperature (°C) | Acceptance Criteria | Reference |
|---|---|---|---|---|---|
| pH (SU) | 4.00 | 4.00 | 25.16 | ± 0.1 | GWMP |
| pH (SU) | 7.00 | 7.02 | 25.33 | ± 0.1 | GWMP |
| pH (SU) | 10.00 | 10.05 | 25.40 | ± 0.1 | GWMP |
| Specific Conductance (µS/cm) | 1,413 | 1413.0 | 25.61 | ± 10% of standard | EPA 2023 |

| | Standard | Calibration Value | Acceptance Criteria | Reference |
|---|---|---|---|---|
| Turbidity (NTU) | 0 | 0.11 | ± 10% of standard | EPA 2023 |
| | 10 | 10.0 | | |
| | 20 | 19.8 | | |
| | 100 | 101 | | |

Notes:

# Field Instrumentation Calibration Form

ATLANTIC COAST CONSULTING, INC.

Site Name: Wansley LF

Date: 05-18-26

Calibrated By: J. May

Field Conditions: Sunny, 70s

| Instrument | Manufactuer/ Model | Serial Number |
|---|---|---|
| Water Quality Meter | AquaTroll500 | 1183990 |
| Turbidity Meter | Hach 2100Q | 24010200004462 |

**Calibration Standard Information**

| Parameter | Standard | Lot # | Date of Expiration | Brand |
|---|---|---|---|---|
| D.O. (%) | N/A | DI $H_2O$ | N/A | N/A |
| pH (SU) | 4.00 | 5G10399 | 09/27 | PINE |
| pH (SU) | 7.00 | 5GK0631 | 11/27 | PINE |
| pH (SU) | 10.00 | 5G10401 | 09/27 | PINE |
| Specific Conductance (µS/cm) | 1,413 | 4GD4461 | 10/26 | PINE |
| ORP (mV) | 240.0 | 5G10371 | 06/26 | PINE |

| | Standard | Lot # | Date of Expiration | Brand |
|---|---|---|---|---|
| Turbidity (NTU) | 0 | DI $H_2O$ | N/A | N/A |
| | 10 | A5083 | 06/26 | HACH |
| | 20 | A5092 | 07/26 | HACH |
| | 100 | A5081 | 06/26 | HACH |

**Calibration**

Time Start: 0935 Time Finish: 0950

| Parameter | Standard | Calibration Value | Calibration Solution Temperature (°C) | Acceptance Criteria | Reference |
|---|---|---|---|---|---|
| D.O. (%) | N/A | 100.0 | 24.98 | ± 10% | EPA 2023 |
| pH (SU) | 4.00 | 4.00 | 25.21 | ± 0.1 | GWMP |
| pH (SU) | 7.00 | 7.00 | 25.11 | ± 0.1 | GWMP |
| pH (SU) | 10.00 | 10.00 | 25.02 | ± 0.1 | GWMP |
| Specific Conductance (µS/cm) | 1,413 | 1413.0 | 25.15 | ± 10% of standard | NA |
| ORP (mV) | ~~240.0~~ 228.4 | 224.6 | 25.51 | ± 10 | EPA 2023 |

| | Standard | Calibration Value | Acceptance Criteria | Reference |
|---|---|---|---|---|
| Turbidity (NTU) | 0 | 0.11 | ± 10% of standard | EPA 2023 |
| | 10 | 10.2 | | |
| | 20 | 19.9 | | |
| | 100 | 101 | | |

**Calibration Check**

Time Start 1330 Time Finish 1340

| Parameter | Standard | Calibration Value | Calibration Solution Temperature (°C) | Acceptance Criteria | Reference |
|---|---|---|---|---|---|
| pH (SU) | 4.00 | 4.00 | 25.22 | ± 0.1 | GWMP |
| pH (SU) | 7.00 | 7.00 | 26.13 | ± 0.1 | GWMP |
| pH (SU) | 10.00 | 10.00 | 26.07 | ± 0.1 | GWMP |
| Specific Conductance (µS/cm) | 1,413 | 1413.0 | 25.54 | ± 10% of standard | EPA 2023 |

| | Standard | Calibration Value | Acceptance Criteria | Reference |
|---|---|---|---|---|
| Turbidity (NTU) | 0 | 0.21 | ± 10% of standard | EPA 2023 |
| | 10 | 10.0 | | |
| | 20 | 19.5 | | |
| | 100 | 100 | | |

Notes:

# Field Instrumentation Calibration Form

ATLANTIC COAST CONSULTING, INC.

Site Name: Plant Wansley

Date: 05-19-26

Calibrated By: J. May

Field Conditions: Sunny, 80s

| Instrument | Manufactuer/ Model | Serial Number |
|---|---|---|
| Water Quality Meter | AquaTroll 500 | 1183990 |
| Turbidity Meter | Hach 2100Q | 24010D000462 |

**Calibration Standard Information**

| Parameter | Standard | Lot # | Date of Expiration | Brand |
|---|---|---|---|---|
| D.O. (%) | N/A | DI $H_2O$ | N/A | N/A |
| pH (SU) | 4.00 | 5G10399 | 09/27 | PINE |
| pH (SU) | 7.00 | 5GK0631 | 11/27 | PINE |
| pH (SU) | 10.00 | 5G10401 | 09/27 | PINE |
| Specific Conductance (µS/cm) | 1,413 | 4GJ0461 | 10/26 | PINE |
| ORP (mV) | 240.0 | 5G10371 | 06/20 | PINE |

| | Standard | Lot # | Date of Expiration | Brand |
|---|---|---|---|---|
| Turbidity (NTU) | 0 | DI $H_2O$ | N/A | N/A |
| | 10 | A5083 | 06/26 | HACH |
| | 20 | A5092 | 07/26 | HACH |
| | 100 | A5081 | 06/26 | HACH |

**Calibration**

Time Start: 0930 Time Finish: 0945

| Parameter | Standard | Calibration Value | Calibration Solution Temperature (°C) | Acceptance Criteria | Reference |
|---|---|---|---|---|---|
| D.O. (%) | N/A | 100.0 | 23.92 | ± 10% | EPA 2023 |
| pH (SU) | 4.00 | 4.00 | 22.64 | ± 0.1 | GWMP |
| pH (SU) | 7.00 | 7.02 | 22.40 | ± 0.1 | GWMP |
| pH (SU) | 10.00 | 10.05 | 22.07 | ± 0.1 | GWMP |
| Specific Conductance (µS/cm) | 1,413 | 1413.0 | 23.12 | ± 10% of standard | NA |
| ORP (mV) | ~~240.0~~ 229.7 | 225.3 | 24.59 | ± 10 | EPA 2023 |

| | Standard | Calibration Value | Acceptance Criteria | Reference |
|---|---|---|---|---|
| Turbidity (NTU) | 0 | 0.30 | ± 10% of standard | EPA 2023 |
| | 10 | 10.2 | | |
| | 20 | 20.1 | | |
| | 100 | 100 | | |

**Calibration Check**

Time Start 1200 Time Finish 1210

| Parameter | Standard | Calibration Value | Calibration Solution Temperature (°C) | Acceptance Criteria | Reference |
|---|---|---|---|---|---|
| pH (SU) | 4.00 | 4.00 | 25.16 | ± 0.1 | GWMP |
| pH (SU) | 7.00 | 7.02 | 25.33 | ± 0.1 | GWMP |
| pH (SU) | 10.00 | 10.05 | 25.40 | ± 0.1 | GWMP |
| Specific Conductance (µS/cm) | 1,413 | 1413.0 | 25.61 | ± 10% of standard | EPA 2023 |

| | Standard | Calibration Value | Acceptance Criteria | Reference |
|---|---|---|---|---|
| Turbidity (NTU) | 0 | 0.11 | ± 10% of standard | EPA 2023 |
| | 10 | 10.0 | | |
| | 20 | 19.8 | | |
| | 100 | 101 | | |

Notes:

# Field Instrumentation Calibration Form

ATLANTIC COAST CONSULTING, INC.

Site Name: Plant Wansley

Date: 05-20-26

Calibrated By: J. May

Field Conditions: Sunny, 80s

| Instrument | Manufactuer/ Model | Serial Number |
|---|---|---|
| Water Quality Meter | Aquatroll 500 | 1183990 |
| Turbidity Meter | Hach 2100Q | 24010D000462 |

**Calibration Standard Information**

| Parameter | Standard | Lot # | Date of Expiration | Brand |
|---|---|---|---|---|
| D.O. (%) | N/A | DI $H_2O$ | N/A | N/A |
| pH (SU) | 4.00 | 5G10399 | 09/27 | PINE |
| pH (SU) | 7.00 | 5GK0631 | 11/27 | PINE |
| pH (SU) | 10.00 | 5G10401 | 09/27 | PINE |
| Specific Conductance (µS/cm) | 1,413 | 4GJ0461 | 10/26 | PINE |
| ORP (mV) | 240.0 | 5G10371 | 06/26 | PINE |

| | Standard | Lot # | Date of Expiration | Brand |
|---|---|---|---|---|
| Turbidity (NTU) | 0 | DI $H_2O$ | N/A | N/A |
| | 10 | A5083 | 06/26 | HACH |
| | 20 | A5092 | 07/26 | HACH |
| | 100 | A5081 | 06/26 | HACH |

**Calibration**

Time Start: 0845 Time Finish: 0900

| Parameter | Standard | Calibration Value | Calibration Solution Temperature (°C) | Acceptance Criteria | Reference |
|---|---|---|---|---|---|
| D.O. (%) | N/A | 100.0 | 23.24 | ± 10% | EPA 2023 |
| pH (SU) | 4.00 | 4.00 | 22.13 | ± 0.1 | GWMP |
| pH (SU) | 7.00 | 7.02 | 22.17 | ± 0.1 | GWMP |
| pH (SU) | 10.00 | 10.05 | 22.14 | ± 0.1 | GWMP |
| Specific Conductance (µS/cm) | 1,413 | 1413.0 | 22.35 | ± 10% of standard | NA |
| ORP (mV) | ~~240.0~~ 232.6 | 235.8 | 22.38 | ± 10 | EPA 2023 |

| | Standard | Calibration Value | Acceptance Criteria | Reference |
|---|---|---|---|---|
| Turbidity (NTU) | 0 | 0.26 | ± 10% of standard | EPA 2023 |
| | 10 | 10.0 | | |
| | 20 | 20.2 | | |
| | 100 | 99.8 | | |

**Calibration Check**

Time Start 1400 Time Finish 1410

| Parameter | Standard | Calibration Value | Calibration Solution Temperature (°C) | Acceptance Criteria | Reference |
|---|---|---|---|---|---|
| pH (SU) | 4.00 | 4.00 | 26.86 | ± 0.1 | GWMP |
| pH (SU) | 7.00 | 7.02 | 27.11 | ± 0.1 | GWMP |
| pH (SU) | 10.00 | 10.05 | 27.05 | ± 0.1 | GWMP |
| Specific Conductance (µS/cm) | 1,413 | 1413.0 | 26.78 | ± 10% of standard | EPA 2023 |

| | Standard | Calibration Value | Acceptance Criteria | Reference |
|---|---|---|---|---|
| Turbidity (NTU) | 0 | 0.22 | ± 10% of standard | EPA 2023 |
| | 10 | 10.2 | | |
| | 20 | 19.3 | | |
| | 100 | 100 | | |

Notes:

# Field Instrumentation Calibration Form

ATLANTIC COAST CONSULTING, INC.

Site Name: Plant Wansley

Date: 05-21-26

Calibrated By: J. May

Field Conditions: Cloudy, 70s

| Instrument | Manufactuer/ Model | Serial Number |
|---|---|---|
| Water Quality Meter | AquaTroll 500 | 1183990 |
| Turbidity Meter | Hach 2100Q | 24010D000462 |

| Calibration Standard Information | | | | |
|---|---|---|---|---|
| Parameter | Standard | Lot # | Date of Expiration | Brand |
| D.O. (%) | N/A | DI $H_2O$ | N/A | N/A |
| pH (SU) | 4.00 | 5G10399 | 09/27 | PINE |
| pH (SU) | 7.00 | 5GK0031 | 11/27 | PINE |
| pH (SU) | 10.00 | 5G10401 | 09/27 | PINE |
| Specific Conductance (µS/cm) | 1,413 | 4GJ0401 | 10/26 | PINE |
| ORP (mV) | 240.0 | 5G10371 | 06/26 | PINE |

| | Standard | Lot # | Date of Expiration | Brand |
|---|---|---|---|---|
| Turbidity (NTU) | 0 | DI $H_2O$ | N/A | N/A |
| | 10 | A5083 | 06/26 | HACH |
| | 20 | A5092 | 07/26 | HACH |
| | 100 | A5081 | 06/26 | HACH |

| Calibration | | | | | |
|---|---|---|---|---|---|
| Time Start: 0840 | | Time Finish: 0855 | | | |
| Parameter | Standard | Calibration Value | Calibration Solution Temperature (°C) | Acceptance Criteria | Reference |
| D.O. (%) | N/A | 100.0 | 23.42 | ± 10% | EPA 2023 |
| pH (SU) | 4.00 | 4.00 | 23.74 | ± 0.1 | GWMP |
| pH (SU) | 7.00 | 7.00 | 23.60 | ± 0.1 | GWMP |
| pH (SU) | 10.00 | 10.00 | 23.57 | ± 0.1 | GWMP |
| Specific Conductance (µS/cm) | 1,413 | 1413.0 | 23.67 | ± 10% of standard | NA |
| ORP (mV) | ~~240.0~~ 231.0 | 227.5 | 23.57 | ± 10 | EPA 2023 |

| | Standard | Calibration Value | Acceptance Criteria | Reference |
|---|---|---|---|---|
| Turbidity (NTU) | 0 | 0.25 | ± 10% of standard | EPA 2023 |
| | 10 | 10.2 | | |
| | 20 | 19.8 | | |
| | 100 | 100 | | |

| Calibration Check | | | | | |
|---|---|---|---|---|---|
| Time Start 1210 | | Time Finish 1220 | | | |
| Parameter | Standard | Calibration Value | Calibration Solution Temperature (°C) | Acceptance Criteria | Reference |
| pH (SU) | 4.00 | 4.06 | 27.26 | ± 0.1 | GWMP |
| pH (SU) | 7.00 | 7.02 | 28.01 | ± 0.1 | GWMP |
| pH (SU) | 10.00 | 10.05 | 27.77 | ± 0.1 | GWMP |
| Specific Conductance (µS/cm) | 1,413 | 1413.0 | 27.61 | ± 10% of standard | EPA 2023 |

| | Standard | Calibration Value | Acceptance Criteria | Reference |
|---|---|---|---|---|
| Turbidity (NTU) | 0 | 0.24 | ± 10% of standard | EPA 2023 |
| | 10 | 10.0 | | |
| | 20 | 20.2 | | |
| | 100 | 102 | | |

Notes:

# Field Instrumentation Calibration Form

ATLANTIC COAST CONSULTING, INC.

Site Name: Plant Wansley

Date: 05-22-26

Calibrated By: J. May

Field Conditions: Sunny, 70s

| Instrument | Manufactuer/ Model | Serial Number |
|---|---|---|
| Water Quality Meter | Aquaprol 1500 | 12350760 |
| Turbidity Meter | Hach 2100Q | 24010D000408 |

**Calibration Standard Information**

| Parameter | Standard | Lot # | Date of Expiration | Brand |
|---|---|---|---|---|
| D.O. (%) | N/A | DI $H_2O$ | N/A | N/A |
| pH (SU) | 4.00 | 5G10399 | 09/27 | PINE |
| pH (SU) | 7.00 | 5G1K0631 | 11/27 | PINE |
| pH (SU) | 10.00 | 5G10401 | 09/27 | PINE |
| Specific Conductance (µS/cm) | 1,413 | 4G10461 | 10/26 | PINE |
| ORP (mV) | 240.0 | 5G10371 | 06/26 | PINE |

| | Standard | Lot # | Date of Expiration | Brand |
|---|---|---|---|---|
| Turbidity (NTU) | 0 | DI $H_2O$ | N/A | N/A |
| | 10 | A5083 | 06/26 | HACH |
| | 20 | A5092 | 07/26 | HACH |
| | 100 | A5081 | 06/26 | HACH |

**Calibration**

Time Start: 0925 Time Finish: 0940

| Parameter | Standard | Calibration Value | Calibration Solution Temperature (°C) | Acceptance Criteria | Reference |
|---|---|---|---|---|---|
| D.O. (%) | N/A | 100.0 | 25.69 | ± 10% | EPA 2023 |
| pH (SU) | 4.00 | 4.00 | 25.04 | ± 0.1 | GWMP |
| pH (SU) | 7.00 | 7.00 | 24.41 | ± 0.1 | GWMP |
| pH (SU) | 10.00 | 10.00 | 24.81 | ± 0.1 | GWMP |
| Specific Conductance (µS/cm) | 1,413 | 1413.0 | 24.32 | ± 10% of standard | NA |
| ORP (mV) | ~~240.0~~ 229.7 | 242.0 | 24.56 | ± 10 | EPA 2023 |

| | Standard | Calibration Value | Acceptance Criteria | Reference |
|---|---|---|---|---|
| Turbidity (NTU) | 0 | 0.18 | ± 10% of standard | EPA 2023 |
| | 10 | 9.81 | | |
| | 20 | 19.6 | | |
| | 100 | 99.7 | | |

**Calibration Check**

Time Start 1300 Time Finish 1310

| Parameter | Standard | Calibration Value | Calibration Solution Temperature (°C) | Acceptance Criteria | Reference |
|---|---|---|---|---|---|
| pH (SU) | 4.00 | 4.00 | 27.68 | ± 0.1 | GWMP |
| pH (SU) | 7.00 | 7.02 | 27.82 | ± 0.1 | GWMP |
| pH (SU) | 10.00 | 10.05 | 27.77 | ± 0.1 | GWMP |
| Specific Conductance (µS/cm) | 1,413 | 1413.0 | 27.34 | ± 10% of standard | EPA 2023 |

| | Standard | Calibration Value | Acceptance Criteria | Reference |
|---|---|---|---|---|
| Turbidity (NTU) | 0 | 0.22 | ± 10% of standard | EPA 2023 |
| | 10 | 10.1 | | |
| | 20 | 20.2 | | |
| | 100 | 99.8 | | |

Notes:

# APPENDIX E

# Certified Well Survey Data

| Plant Wansley Carrolton County, Georgia | | | | | | |
|---|---|---|---|---|---|---|
| Monitoring Well Survey | | | | | | |
| Well ID | Casing | Casing | Top of Casing | Nail or Pad | Nail or Pad | Nail or Pad |
| | Northing | Easting | Elevation | Northing | Easting | Elevation |
| GWA-2A | 1237013.407 | 2027433.681 | 812.912 | 1237014.110 | 2027434.491 | 810.396 |
| GWA-3A | 1237129.327 | 2027066.446 | 788.450 | 1237130.071 | 2027067.270 | 786.001 |
| GWA-4A | 1237156.115 | 2026728.528 | 782.773 | 1237157.050 | 2026728.590 | 780.143 |
| GWC-24A | 1237225.423 | 2026371.932 | 784.964 | 1237226.615 | 2026372.480 | 782.168 |
| GWC-25A | 1237236.464 | 2026061.842 | 818.431 | 1237236.148 | 2026062.825 | 815.994 |
| GWC-31A | 1238711.791 | 2025562.294 | 785.248 | 1238711.382 | 2025563.334 | 782.490 |
| GWC-36 | 1238872.220 | 2026259.387 | 770.271 | 1238871.108 | 2026259.275 | 767.285 |
| GWC-37 | 1239012.681 | 2026623.226 | 752.754 | 1239012.572 | 2026624.125 | 749.166 |
| GWC-38 | 1239082.413 | 2027009.970 | 753.216 | 1239081.310 | 2027010.243 | 750.700 |
| GWC-39 | 1239096.229 | 2027479.090 | 755.505 | 1239096.824 | 2027479.861 | 752.592 |
| GWC-40 | 1238930.613 | 2027916.687 | 718.435 | 1238930.253 | 2027915.676 | 715.726 |

All coordinates are based upon Georgia State Plane, West Zone. Elevations are refrenced to NAVD 1988 datum.
Control used to perform work set by Thompson in 2021 by running static sessions and submitting to OPUS for coordinates and elevations. Equipment used for horizontal positions: Trimble R12 RTK GPS. Elevations for each point was established by running closed level loops with Trimble Dini level. Thompson Engineering Project 26-1102-0052

4/29/2026

Johnny E. Holley date
Georgia Registration Number LS003550
Thompson Engineering Certificate of Authorization LSF-1151

GEORGIA REGISTERED NO. LS003550 LAND SURVEYOR JOHNNY EUGENE HOLLEY

# APPENDIX C

# HISTORICAL SURFACE WATER ANALYTICAL DATA

**Summary of Surface Water Analytical Data**
**September 2011**
**Plant Wansley Disposal Facility**
**Heard County**

| Parameter | | SWA-1 | SWC-2 | SWC-3 | SWC-5 | SWA-6 | SWC-7 | SWC-9 |
|---|---|---|---|---|---|---|---|---|
| | | 9/17/2011 | 9/17/2011 | 9/17/2011 | 9/17/2011 | 9/17/2011 | 9/17/2011 | 9/17/2011 |
| Required by Permit | Antimony | <0.0050 | <0.0050 | <0.0050 | <0.0050 | <0.0050 | <0.0050 | <0.0050 |
| | Arsenic | <0.0050 | <0.0050 | <0.0050 | <0.0050 | <0.0050 | <0.0050 | <0.0050 |
| | Barium | 0.017 | 0.036 | 0.015 | 0.051 | 0.035 | 0.030 | 0.026 |
| | Beryllium | <0.0013 | <0.0013 | <0.0013 | <0.0013 | <0.0013 | <0.0013 | <0.0013 |
| | Cadmium | <0.0013 | <0.0013 | <0.0013 | <0.0013 | <0.0013 | <0.0013 | <0.0013 |
| | Chromium | <0.0013 | 0.0017 | 0.0014 | <0.0013 | 0.0015 | <0.0013 | 0.0014 |
| | Cobalt | <0.0025 | 0.017 | 0.0054 | <0.0025 | <0.0025 | <0.0025 | <0.0025 |
| | Copper | <0.013 | <0.013 | <0.013 | <0.013 | <0.013 | <0.013 | <0.013 |
| | Lead | <0.013 | <0.013 | <0.013 | <0.013 | <0.013 | <0.013 | <0.013 |
| | Mercury | <0.000168 | <0.000168 | <0.000168 | <0.000168 | <0.000168 | <0.000168 | <0.000168 |
| | Nickel | <0.0025 | <0.0025 | <0.0025 | <0.0025 | <0.0025 | <0.0025 | <0.0025 |
| | Selenium | <0.013 | <0.013 | <0.013 | <0.013 | <0.013 | <0.013 | <0.013 |
| | Silver | <0.0025 | <0.0025 | <0.0025 | <0.0025 | <0.0025 | <0.0025 | <0.0025 |
| | Thallium | <0.0020 | <0.0020 | <0.0020 | <0.0020 | <0.0020 | <0.0020 | <0.0020 |
| | Vanadium | <0.0025 | <0.0025 | <0.0025 | <0.0025 | <0.0025 | <0.0025 | <0.0025 |
| | Zinc | <0.0025 | 0.016 | <0.0025 | 0.0099 | 0.0030 | <0.0025 | 0.0050 |

Notes:
1. Results for parameters are reported in milligrams per liter (mg/L).
2. < indicates the parameter was not detected above the relevant laboratory reporting limit (RL).

**Summary of Surface Water Analytical Data**
**October 2011**
**Plant Wansley Disposal Facility**
**Heard County**

| Parameter | | SWA-1 | SWC-2 | SWC-3 | SWC-5 | SWA-6 | SWC-7 | SWC-9 |
|---|---|---|---|---|---|---|---|---|
| | | 10/25/2011 | 10/25/2011 | 10/25/2011 | 10/25/2011 | 10/25/2011 | 10/25/2011 | 10/25/2011 |
| Required by Permit | Antimony | <0.0050 | <0.0050 | <0.0050 | <0.0050 | 0.0050 | <0.0050 | <0.0050 |
| | Arsenic | <0.0050 | <0.0050 | 0.0067 | <0.0050 | <0.0050 | <0.0050 | <0.0050 |
| | Barium | 0.016 | 0.039 | 0.068 | 0.052 | 0.11 | 0.059 | 0.13 |
| | Beryllium | <0.0013 | <0.0013 | <0.0013 | <0.0013 | <0.0013 | <0.0013 | <0.0013 |
| | Cadmium | <0.0013 | <0.0013 | 0.0032 | <0.0013 | <0.0013 | <0.0013 | <0.0013 |
| | Chromium | <0.0013 | 0.0023 | 0.0041 | <0.0013 | <0.0013 | <0.0013 | 0.0022 |
| | Cobalt | <0.0025 | 0.014 | 0.021 | <0.0025 | <0.0025 | <0.0025 | 0.24 |
| | Copper | <0.013 | <0.013 | <0.013 | <0.013 | <0.013 | <0.013 | <0.013 |
| | Lead | <0.013 | <0.013 | <0.013 | <0.013 | <0.013 | <0.013 | <0.013 |
| | Mercury | <0.000168 | <0.000168 | <0.000168 | <0.000168 | <0.000168 | <0.000168 | <0.000168 |
| | Nickel | <0.0025 | <0.0025 | <0.0025 | <0.0025 | <0.0025 | <0.0025 | 0.016 |
| | Selenium | <0.013 | <0.0050 | <0.0050 | <0.013 | 0.0228 | <0.013 | <0.0050 |
| | Silver | <0.0050 | <0.0050 | <0.0050 | <0.0050 | <0.0050 | <0.0050 | <0.0050 |
| | Thallium | <0.0020 | <0.0020 | <0.0020 | <0.0020 | <0.0020 | <0.0020 | <0.0020 |
| | Vanadium | <0.0100 | <0.0100 | <0.0100 | <0.0100 | <0.0100 | <0.0100 | <0.0100 |
| | Zinc | <0.0025 | 0.13 | 0.028 | 0.0083 | 0.0095 | 0.0055 | 0.0054 |

Notes:
1. Results for parameters are reported in milligrams per liter (mg/L).
2. < indicates the parameter was not detected above the relevant laboratory reporting limit (RL).

**Summary of Surface Water Analytical Data**
**December 2011**
**Plant Wansley Disposal Facility**
**Heard County**

| Parameter | | SWA-1 | SWC-2 | SWC-5 | SWA-6 | SWC-7 | SWC-9 |
|---|---|---|---|---|---|---|---|
| | | 12/2/2011 | 12/2/2011 | 12/2/2011 | 12/2/2011 | 12/2/2011 | 12/2/2011 |
| Required by Permit | Antimony | <0.0050 | <0.0050 | <0.0050 | <0.0050 | <0.0050 | <0.0050 |
| | Arsenic | <0.0050 | <0.0050 | <0.0050 | <0.0050 | <0.0050 | <0.0050 |
| | Barium | 0.020 | 0.041 | 0.059 | 0.024 | 0.026 | 0.0053 |
| | Beryllium | <0.0013 | <0.0013 | <0.0013 | <0.0013 | <0.0013 | <0.0013 |
| | Cadmium | <0.0013 | <0.0013 | <0.0013 | <0.0013 | <0.0013 | <0.0013 |
| | Chromium | <0.0013 | 0.0020 | <0.0013 | <0.0013 | <0.0013 | <0.0013 |
| | Cobalt | <0.0025 | 0.016 | 0.0029 | <0.0025 | <0.0025 | <0.0025 |
| | Copper | <0.013 | <0.013 | <0.013 | <0.013 | <0.013 | <0.013 |
| | Lead | <0.013 | <0.013 | <0.013 | <0.013 | <0.013 | <0.013 |
| | Mercury | <0.000123 | <0.000123 | <0.000123 | <0.000123 | <0.000123 | <0.000123 |
| | Nickel | <0.0025 | <0.0025 | <0.0025 | <0.0025 | <0.0025 | <0.0025 |
| | Selenium | <0.013 | 0.017 | <0.013 | <0.013 | <0.013 | <0.013 |
| | Silver | <0.0050 | <0.0050 | <0.0050 | <0.0050 | <0.0050 | <0.0050 |
| | Thallium | <0.0020 | <0.0020 | <0.0020 | <0.0020 | <0.0020 | <0.0020 |
| | Vanadium | <0.0100 | <0.0100 | <0.0100 | <0.0100 | <0.0100 | <0.0100 |
| | Zinc | 0.0029 | 0.0027 | 0.0092 | 0.0057 | 0.0070 | 0.0031 |

Notes:
1. Results for parameters are reported in milligrams per liter (mg/L).
2. < indicates the parameter was not detected above the relevant laboratory reporting limit (RL).

**Summary of Surface Water Analytical Data**
**February 2012**
**Plant Wansley Disposal Facility**
**Heard County**

| Parameter | | SWA-1 | SWC-2 | SWC-3 | SWC-5 | SWA-6 | SWC-7 | SWC-8 | SWC-9 |
|---|---|---|---|---|---|---|---|---|---|
| | | 2/6/2012 | 2/6/2012 | 2/6/2012 | 2/6/2012 | 2/6/2012 | 2/6/2012 | 2/6/2012 | 2/6/2012 |
| Required by Permit | Antimony | <0.0050 | <0.0050 | <0.0050 | <0.0050 | <0.0050 | <0.0050 | <0.0050 | <0.0050 |
| | Arsenic | <0.0050 | <0.0050 | <0.0050 | <0.0050 | <0.0050 | <0.0050 | <0.0050 | <0.0050 |
| | Barium | 0.019 | 0.085 | 0.060 | 0.057 | 0.019 | 0.024 | 0.078 | 0.026 |
| | Beryllium | <0.0013 | <0.0013 | <0.0013 | <0.0013 | <0.0013 | <0.0013 | <0.0013 | <0.0013 |
| | Cadmium | <0.0013 | <0.0005 | <0.0005 | <0.0013 | <0.0013 | <0.0013 | <0.0013 | <0.0013 |
| | Chromium | <0.0050 | 0.0067 | <0.0050 | <0.0050 | <0.0050 | <0.0050 | <0.0050 | <0.0050 |
| | Cobalt | <0.0025 | 0.015 | 0.028 | 0.0048 | <0.0025 | <0.0025 | 0.033 | 0.0058 |
| | Copper | <0.013 | <0.013 | <0.013 | <0.013 | <0.013 | <0.013 | <0.013 | <0.013 |
| | Lead | <0.013 | <0.013 | <0.013 | <0.013 | <0.013 | <0.013 | <0.013 | <0.013 |
| | Mercury | <0.000123 | <0.000123 | <0.000123 | <0.000123 | <0.000123 | <0.000123 | <0.000123 | <0.000123 |
| | Nickel | <0.0025 | 0.0026 | <0.0025 | 0.0038 | <0.0025 | <0.0025 | 0.0059 | 0.013 |
| | Selenium | <0.013 | <0.013 | <0.013 | <0.013 | <0.013 | <0.013 | <0.013 | <0.013 |
| | Silver | <0.0050 | <0.0050 | <0.0050 | <0.0050 | <0.0050 | <0.0050 | <0.0050 | <0.0050 |
| | Thallium | <0.0020 | <0.0020 | <0.0020 | <0.0020 | <0.0020 | <0.0020 | <0.0020 | <0.0020 |
| | Vanadium | <0.0100 | 0.0274 | <0.0100 | <0.0100 | <0.0100 | <0.0100 | <0.0100 | <0.0100 |
| | Zinc | 0.0047 | 0.0241 | 0.0139 | 0.0051 | 0.0041 | 0.0026 | 0.0085 | 0.023 |

Notes:
1. Results for parameters are reported in milligrams per liter (mg/L).
2. < indicates the parameter was not detected above the relevant laboratory reporting limit (RL).

**Summary of Surface Water Analytical Data**
**July 2012**
**Plant Wansley Disposal Facility**
**Heard County**

| Parameter | | SWA-1 | SWC-5 | SWA-6 | SWC-7 |
|---|---|---|---|---|---|
| | | 7/16/2012 | 7/12/2012 | 7/12/2012 | 7/12/2012 |
| Required by Permit | Antimony | <0.0050 | <0.0050 | <0.0050 | <0.0050 |
| | Arsenic | <0.0025 | <0.0025 | <0.0025 | <0.0025 |
| | Barium | 0.017 | 0.048 | 0.014 | 0.026 |
| | Beryllium | <0.0013 | <0.0013 | <0.0013 | <0.0013 |
| | Cadmium | <0.0013 | <0.00050 | <0.00050 | <0.00050 |
| | Chromium | <0.0013 | <0.0013 | <0.0013 | <0.0013 |
| | Cobalt | <0.0013 | <0.0050 | <0.0050 | <0.0050 |
| | Copper | <0.0050 | <0.0050 | <0.0050 | <0.0050 |
| | Lead | <0.0025 | <0.0025 | <0.0025 | <0.0025 |
| | Mercury | <0.000200 | <0.000123 | <0.000123 | <0.000123 |
| | Nickel | <0.0025 | <0.0050 | <0.0050 | <0.0050 |
| | Selenium | <0.0050 | <0.0050 | <0.0050 | <0.0050 |
| | Silver | <0.0025 | <0.0050 | <0.0050 | <0.0050 |
| | Thallium | <0.0020 | <0.0010 | <0.0010 | <0.0010 |
| | Vanadium | <0.0050 | <0.0050 | <0.0050 | <0.0050 |
| | Zinc | 0.0031 | 0.0038 | <0.0025 | 0.0031 |

Notes:
1. Results for parameters are reported in milligrams per liter (mg/L).
2. < indicates the parameter was not detected above the relevant laboratory reporting limit (RL).

**Summary of Surface Water Analytical Data**
**January 2013**
**Plant Wansley Disposal Facility**
**Heard County**

| Parameter | | SWA-1 | SWC-5 | SWA-6 | SWC-7 |
|---|---|---|---|---|---|
| | | 1/24/2013 | 1/24/2013 | 1/24/2013 | 1/24/2013 |
| Required by Permit | Antimony | <0.0050 | <0.0050 | <0.0050 | <0.0050 |
| | Arsenic | <0.0050 | <0.0050 | <0.0050 | <0.0050 |
| | Barium | 0.022 | 0.064 | 0.023 | 0.024 |
| | Beryllium | <0.0013 | <0.0013 | <0.0013 | <0.0013 |
| | Cadmium | <0.0013 | <0.0013 | <0.0013 | <0.0013 |
| | Chromium | <0.0013 | <0.0013 | <0.0013 | <0.0013 |
| | Cobalt | <0.0013 | 0.0022 | <0.0013 | <0.0013 |
| | Copper | <0.0050 | <0.0050 | <0.0050 | <0.0050 |
| | Lead | <0.013 | <0.013 | <0.013 | <0.013 |
| | Mercury | <0.000200 | <0.000200 | <0.000200 | <0.000200 |
| | Nickel | <0.0025 | <0.0025 | <0.0025 | <0.0025 |
| | Selenium | <0.0050 | <0.0050 | <0.0050 | <0.0050 |
| | Silver | <0.0025 | <0.0025 | <0.0025 | <0.0025 |
| | Thallium | <0.0010 | <0.0010 | <0.0010 | <0.0010 |
| | Vanadium | <0.0050 | <0.0050 | <0.0050 | <0.0050 |
| | Zinc | 0.0032 | 0.0031 | 0.0031 | <0.0025 |

Notes:
1. Results for parameters are reported in milligrams per liter (mg/L).
2. < indicates the parameter was not detected above the relevant laboratory reporting limit (RL).

**Summary of Surface Water Analytical Data**
**July 2013**
**Plant Wansley Disposal Facility**
**Heard County**

| Parameter | | SWA-1 | SWC-5 | SWA-6 | SWC-7 |
|---|---|---|---|---|---|
| | | 7/2/2013 | 7/2/2013 | 7/2/2013 | 7/2/2013 |
| Required by Permit | Antimony | <0.0050 | <0.0050 | <0.0050 | <0.0050 |
| | Arsenic | <0.0050 | <0.0050 | <0.0050 | <0.0050 |
| | Barium | 0.013 | 0.068 | 0.014 | 0.015 |
| | Beryllium | <0.0013 | <0.0013 | <0.0013 | <0.0013 |
| | Cadmium | <0.0013 | <0.0013 | <0.0013 | <0.0013 |
| | Chromium | <0.0013 | <0.0013 | <0.0013 | <0.0013 |
| | Cobalt | <0.0013 | 0.0039 | <0.0013 | <0.0013 |
| | Copper | <0.0050 | <0.0050 | <0.0050 | <0.0050 |
| | Lead | <0.013 | <0.013 | <0.013 | <0.013 |
| | Mercury | <0.000100 | <0.000100 | <0.000100 | <0.000100 |
| | Nickel | <0.0025 | <0.0025 | <0.0025 | <0.0025 |
| | Selenium | <0.0050 | <0.0050 | <0.0050 | <0.0050 |
| | Silver | <0.0025 | <0.0025 | <0.0025 | <0.0025 |
| | Thallium | <0.0010 | <0.0010 | <0.0010 | <0.0010 |
| | Vanadium | <0.0050 | <0.0050 | <0.0050 | <0.0050 |
| | Zinc | <0.0025 | 0.0071 | <0.0025 | 0.023 |

Notes:
1. Results for parameters are reported in milligrams per liter (mg/L).
2. < indicates the parameter was not detected above the relevant laboratory reporting limit (RL).

## Summary of Surface Water Analytical Data
## January 2014
## Plant Wansley Disposal Facility
## Heard County

| Parameter | | SWA-1 | SWC-5 | SWA-6 | SWC-7 |
|---|---|---|---|---|---|
| | | 1/23/2014 | 1/14/2014 | 1/23/2014 | 1/23/2014 |
| Required by Permit | Antimony | <0.0013 | 0.0024 J | <0.0013 | 0.0022 J |
| | Arsenic | <0.0012 | <0.0020 | <0.0012 | <0.0012 |
| | Barium | 0.017 | 0.063 | 0.018 | 0.021 |
| | Beryllium | <0.000050 | <0.000075 | <0.000050 | <0.000050 |
| | Cadmium | <0.00050 | <0.00025 | <0.00050 | <0.00050 |
| | Chromium | 0.011 | <0.0010 | 0.010 | <0.00030 |
| | Cobalt | <0.00024 | 0.0026 | <0.00024 | <0.00024 |
| | Copper | 0.0013 J | <0.00075 | 0.0012 J | <0.00048 |
| | Lead | <0.0010 | <0.0025 | <0.0010 | <0.0010 |
| | Mercury | <0.0000402 | <0.0000402 | <0.0000402 | <0.0000402 |
| | Nickel | 0.014 | 0.0015 J | <0.00058 | <0.00058 |
| | Selenium | <0.0016 | <0.0050 | <0.0016 | <0.0016 |
| | Silver | <0.00022 | <0.00050 | <0.00022 | <0.00022 |
| | Thallium | <0.00006 | 0.000090 J | <0.00006 | <0.00006 |
| | Vanadium | <0.00060 | 0.0010 J | <0.00060 | <0.00060 |
| | Zinc | 0.0080 | 0.0089 | 0.0070 | 0.0048 |

Notes:
1. Results for parameters are reported in milligrams per liter (mg/L).
2. < indicates the parameter was not detected above the relevant laboratory method detection limit (MDL). The value displayed is the MDL.
3. J indicates the result is an estimated concentration. "J" qualifiers are applied by the laboratory when the concentration reported is above the MDL, but below the laboratory reporting limit.

## Summary of Surface Water Analytical Data
## June 2014
## Plant Wansley Disposal Facility
## Heard County

| Parameter | | SWA-1 | SWC-5 | SWA-6 | SWC-7 |
|---|---|---|---|---|---|
| | | 6/23/2014 | 6/24/2014 | 6/23/2014 | 7/1/2014 |
| Required by Permit | Antimony | <0.0020 | <0.0020 | <0.0020 | <0.0020 |
| | Arsenic | <0.0020 | <0.0020 | <0.0020 | <0.0020 |
| | Barium | 0.013 | 0.12 | 0.014 | 0.020 |
| | Beryllium | <0.000075 | 0.000075 J | <0.000075 | <0.000075 |
| | Cadmium | <0.00025 | <0.00025 | <0.00025 | <0.00025 |
| | Chromium | <0.0010 | <0.0010 | <0.0010 | <0.0010 |
| | Cobalt | <0.00050 | 0.014 | <0.00050 | 0.00066 J |
| | Copper | <0.00083 | <0.00083 | <0.00083 | <0.00083 |
| | Lead | <0.0025 | <0.0025 | <0.0025 | <0.0025 |
| | Mercury | <0.0000351 | <0.0000351 | <0.0000351 | <0.0000351 |
| | Nickel | <0.0013 | 0.0069 | <0.0013 | <0.0013 |
| | Selenium | <0.0050 | <0.0050 | <0.0050 | <0.0050 |
| | Silver | <0.00050 | <0.00050 | <0.00050 | <0.00050 |
| | Thallium | <0.00009 | <0.00009 | <0.00009 | 0.00001 J |
| | Vanadium | <0.00083 | <0.00083 | <0.00083 | <0.00083 |
| | Zinc | 0.0014 J | 0.0043 | 0.0017 J | 0.0014 J |

Notes:
1. Results for parameters are reported in milligrams per liter (mg/L).
2. < indicates the parameter was not detected above the relevant laboratory method detection limit (MDL). The value displayed is the MDL.
3. J indicates the result is an estimated concentration. "J" qualifiers are applied by the laboratory when the concentration reported is above the MDL, but below the laboratory reporting limit.

## Summary of Surface Water Analytical Data
## January 2015
## Plant Wansley Disposal Facility
## Heard County

| Parameter | | SWA-1 | SWC-5 | SWA-6 | SWC-7 |
|---|---|---|---|---|---|
| | | 1/21/2015 | 1/20/2015 | 1/21/2015 | 1/21/2015 |
| Required by Permit | Antimony | <0.0020 | <0.0020 | <0.0020 | <0.0020 |
| | Arsenic | <0.0020 | <0.0020 | <0.0020 | 0.0028 J |
| | Barium | 0.018 | 0.075 | 0.022 | 0.028 |
| | Beryllium | <0.000075 | 0.00011 J | <0.000075 | 0.00012 J |
| | Cadmium | <0.00025 | <0.00025 | <0.00025 | <0.00025 |
| | Chromium | <0.0010 | <0.0010 | <0.0010 | <0.0010 |
| | Cobalt | <0.00050 | 0.0062 | 0.00058 J | 0.0014 |
| | Copper | <0.00083 | <0.00083 | <0.00083 | <0.00083 |
| | Lead | <0.0025 | <0.0025 | <0.0025 | <0.0025 |
| | Mercury | <0.0000201 | <0.0000201 | <0.0000201 | <0.0000201 |
| | Nickel | <0.0013 | 0.0026 | <0.0013 | <0.0013 |
| | Selenium | <0.0050 | <0.0050 | <0.0050 | <0.0050 |
| | Silver | <0.00050 | <0.00050 | <0.00050 | <0.00050 |
| | Thallium | <0.00009 | <0.00009 | <0.00009 | <0.00009 |
| | Vanadium | 0.0011 J | <0.00083 | 0.00088 J | 0.0016 J |
| | Zinc | 0.0026 | 0.0018 J | 0.029 | 0.0045 |

Notes:
1. Results for parameters are reported in milligrams per liter (mg/L).
2. < indicates the parameter was not detected above the relevant laboratory method detection limit (MDL). The value displayed is the MDL.
3. J indicates the result is an estimated concentration. "J" qualifiers are applied by the laboratory when the concentration reported is above the MDL, but below the laboratory reporting limit.

## Summary of Surface Water Analytical Data
## July 2015
## Plant Wansley Disposal Facility
## Heard County

| Parameter | | SWA-1 | SWA-6 | SWC-7 |
|---|---|---|---|---|
| | | 7/22/2015 | 7/22/2015 | 7/22/2015 |
| Required by Permit | Antimony | <0.0020 | <0.0020 | <0.0020 |
| | Arsenic | <0.0020 | 0.0022 J | 0.0070 |
| | Barium | 0.014 | 0.016 | 0.027 |
| | Beryllium | <0.000075 | <0.000075 | 0.00010 J |
| | Cadmium | <0.00025 | <0.00025 | <0.00025 |
| | Chromium | <0.0010 | <0.0010 | 0.0014 |
| | Cobalt | <0.00050 | <0.00050 | 0.0017 |
| | Copper | <0.00080 | <0.00080 | <0.00080 |
| | Lead | <0.0025 | <0.0025 | <0.0025 |
| | Mercury | <0.0000201 | <0.0000201 | 0.0000211 J |
| | Nickel | <0.0013 | <0.0013 | <0.0013 |
| | Selenium | <0.0050 | <0.0050 | <0.0050 |
| | Silver | <0.00050 | <0.00050 | <0.00050 |
| | Thallium | <0.00006 | <0.00006 | <0.00006 |
| | Vanadium | <0.0011 | <0.0011 | 0.0032 J |
| | Zinc | 0.0018 J | 0.0031 | 0.0051 |

Notes:
1. Results for parameters are reported in milligrams per liter (mg/L).
2. < indicates the parameter was not detected above the relevant laboratory method detection limit (MDL). The value displayed is the MDL.
3. J indicates the result is an estimated concentration. "J" qualifiers are applied by the laboratory when the concentration reported is above the MDL, but below the laboratory report

## Summary of Surface Water Analytical Data
## January 2016
## Plant Wansley Disposal Facility
## Heard County

| Parameter | | SWA-1 | SWA-6 | SWC-7 |
|---|---|---|---|---|
| | | 1/20/2016 | 1/20/2016 | 1/20/2016 |
| Required by Permit | Antimony | <0.0020 | <0.0020 | <0.0020 |
| | Arsenic | <0.0020 | 0.0020 J | 0.0020 J |
| | Barium | 0.022 | 0.024 | 0.027 |
| | Beryllium | 0.00013 J | 0.000083 J | 0.000095 J |
| | Cadmium | <0.00025 | <0.00025 | <0.00025 |
| | Chromium | <0.0010 | <0.0010 | <0.0010 |
| | Cobalt | 0.00063 J | 0.00075 J | 0.00077 J |
| | Copper | 0.00089 J | 0.00080 J | <0.00075 |
| | Lead | <0.0025 | <0.0025 | <0.0025 |
| | Mercury | <0.0000110 | <0.0000110 | <0.0000110 |
| | Nickel | <0.0013 | <0.0013 | <0.0013 |
| | Selenium | <0.0025 | <0.0025 | <0.0025 |
| | Silver | <0.00050 | <0.00050 | <0.00050 |
| | Thallium | <0.0000600 | <0.0000600 | <0.0000600 |
| | Vanadium | 0.0014 J | 0.0012 J | 0.00095 J |
| | Zinc | 0.0036 | 0.0074 | 0.0041 |

Notes:
1. Results for parameters are reported in milligrams per liter (mg/L).
2. < indicates the parameter was not detected above the relevant laboratory method detection limit (MDL). The value displayed is the MDL.
3. J indicates the result is an estimated concentration. "J" qualifiers are applied by the laboratory when the concentration reported is above the MDL, but below the laboratory report

## Summary of Surface Water Analytical Data
## July 2016
## Plant Wansley Disposal Facility
## Heard County

| Parameter | | SWA-1 | SWA-6 | SWC-7 |
|---|---|---|---|---|
| | | 7/27/2016 | 7/27/2016 | 7/27/2016 |
| Required by Permit | Antimony | <0.0010 | <0.0010 | <0.0010 |
| | Arsenic | <0.00046 | 0.0068 | 0.0062 |
| | Barium | 0.010 | 0.011 | 0.022 |
| | Beryllium | <0.00034 | <0.00034 | <0.00034 |
| | Cadmium | <0.00034 | <0.00034 | <0.00034 |
| | Chromium | <0.0011 | <0.0011 | <0.0011 |
| | Cobalt | <0.00040 | <0.00040 | <0.00040 |
| | Copper | <0.0021 | <0.0021 | <0.0021 |
| | Lead | <0.00035 | <0.00035 | <0.00035 |
| | Mercury | 0.000096 J | 0.000091 J | 0.000092 J |
| | Nickel | <0.0018 | <0.0018 | <0.0018 |
| | Selenium | <0.00024 | <0.00024 | 0.00074 J |
| | Silver | <0.00011 | <0.00011 | <0.00011 |
| | Thallium | <0.000085 | <0.000085 | <0.000085 |
| | Vanadium | 0.0014 J | 0.0015 J | 0.0015 J |
| | Zinc | <0.0065 | <0.0065 | <0.0065 |

Notes:
1. Results for parameters are reported in milligrams per liter (mg/L).
2. < indicates the parameter was not detected above the relevant laboratory method detection limit (MDL). The value displayed is the MDL.
3. J indicates the result is an estimated concentration. "J" qualifiers are applied by the laboratory when the concentration reported is above the MDL, but below the laboratory report

# Summary of Surface Water Analytical Data
## January 2017
## Plant Wansley CCR Landfill
## Heard County

| Parameter | | SWA-1 | SWA-6 | SWC-7 |
|---|---|---|---|---|
| | | 1/23/2017 | 1/23/2017 | 1/23/2017 |
| Appendix III | Boron | <0.021 | 0.041 J | 0.040 J |
| | Calcium | 2.1 | 12 | 5.3 |
| | Chloride | 2.4 | 4.7 | 4.6 |
| | Fluoride | <0.082 | 0.17 J | 0.11 J |
| | Sulfate | 4.3 | 27 | 9.9 |
| | TDS | 40 | 74 | 38 |
| Required by Permit | Antimony | <0.0010 | <0.0010 | <0.0010 |
| | Arsenic | 0.00062 J | 0.00074 J | 0.018 |
| | Barium | 0.029 | 0.037 | 0.032 |
| | Beryllium | <0.00034 | <0.00034 | <0.00034 |
| | Cadmium | <0.00034 | <0.00034 | <0.00034 |
| | Chromium | 0.0012 J | <0.0011 | 0.0011 J |
| | Cobalt | 0.00077 J | 0.00097 J | 0.00095 J |
| | Copper | <0.0021 | <0.0021 | <0.0021 |
| | Lead | 0.0011 J | <0.00035 | 0.00086 J |
| | Mercury | <0.000070 | <0.000070 | <0.000070 |
| | Nickel | <0.0018 | <0.0018 | <0.0018 |
| | Selenium | <0.00024 | <0.00024 | <0.00024 |
| | Silver | <0.00011 | <0.00011 | <0.00011 |
| | Thallium | <0.000085 | <0.000085 | <0.000085 |
| | Vanadium | 0.011 | 0.011 | 0.012 |
| | Zinc | 0.010 J | 0.0077 J | 0.0098 J |

Notes:
1. Results for parameters are reported in milligrams per liter (mg/L). pH results are reported in Standard Units.
2. < indicates the parameter was not detected above the relevant laboratory method detection limit (MDL). The value displayed is the MDL.
3. J indicates the result is an estimated concentration. "J" qualifiers are applied by the laboratory when the concentration reported is above the MDL, but below the laboratory report
4. TDS indicates total dissolved solids.
5. Appendix III refer to parameters per 40 CFR § 257.94(a).
6. Parameters required by permit are Appendix I parameters included to meet Georgia EPD Rule 391-3-4-.14 requirements.

# Summary of Surface Water Analytical Data
## August 2017
## Plant Wansley CCR Landfill
## Heard County

| Parameter | | SWA-1 | SWA-6 | SWC-7 |
|---|---|---|---|---|
| | | 8/1/2017 | 8/1/2017 | 8/1/2017 |
| Required by Permit | Antimony | <0.0010 | <0.0010 | <0.0010 |
| | Arsenic | <0.00046 | <0.00046 | 0.0012 J |
| | Barium | 0.013 | 0.029 | 0.020 |
| | Beryllium | <0.00034 | <0.00034 | <0.00034 |
| | Cadmium | <0.00034 | <0.00034 | <0.00034 |
| | Chromium | <0.0011 | <0.0011 | <0.0011 |
| | Cobalt | <0.00040 | <0.00040 | <0.00040 |
| | Copper | <0.0021 | <0.0021 | <0.0021 |
| | Lead | <0.00035 | <0.00035 | <0.00035 |
| | Mercury | <0.000070 | <0.000070 | <0.000070 |
| | Nickel | <0.0018 | <0.0018 | <0.0018 |
| | Selenium | <0.00024 | <0.00024 | 0.00048 J |
| | Silver | <0.00011 | <0.00011 | <0.00011 |
| | Thallium | <0.000085 | <0.000085 | <0.000085 |
| | Vanadium | <0.0014 | <0.0014 | <0.0014 |
| | Zinc | <0.0065 | <0.0065 | <0.0065 |

Notes:
1. Results for parameters are reported in milligrams per liter (mg/L).
2. < indicates the parameter was not detected above the relevant laboratory method detection limit (MDL). The value displayed is the MDL.
3. J indicates the result is an estimated concentration. "J" qualifiers are applied by the laboratory when the concentration reported is above the MDL, but below the laboratory report

# Summary of Surface Water Analytical Data
## January 2018
## Plant Wansley CCR Landfill
## Heard County

| Parameter | | SWA-1 | SWA-6 | SWC-7 |
|---|---|---|---|---|
| | | 1/22/2018 | 1/24/2018 | 1/24/2018 |
| Appendix III | Boron | 0.026 J | 0.067 | 0.11 |
| | Calcium | 3.0 | 11 | 8.5 |
| | Chloride | 3.7 | 6.1 | 9.1 |
| | Fluoride | <0.082 | 0.13 J | <0.082 |
| | pH | 6.66 | 7.14 | 7.01 |
| | Sulfate | 2.7 | 20 | 9.3 |
| | TDS | <3.4 | 88 | <3.4 |
| Required by Permit | Antimony | <0.0010 | <0.0010 | <0.0010 |
| | Arsenic | <0.00046 | 0.00071 J | 0.0073 |
| | Barium | 0.016 | 0.033 | 0.025 |
| | Beryllium | <0.00034 | <0.00034 | <0.00034 |
| | Cadmium | <0.00034 | <0.00034 | <0.00034 |
| | Chromium | <0.0011 | <0.0011 | <0.0011 |
| | Cobalt | <0.00040 | 0.00043 J | 0.00073 J |
| | Copper | <0.0021 | <0.0021 | <0.0021 |
| | Lead | <0.00035 | <0.00035 | <0.00035 |
| | Mercury | <0.000070 | <0.000070 | <0.000070 |
| | Nickel | <0.0018 | <0.0018 | <0.0018 |
| | Selenium | <0.00024 | <0.00024 | 0.00043 J |
| | Silver | <0.00011 | <0.00011 | <0.00011 |
| | Thallium | <0.000085 | <0.000085 | <0.000085 |
| | Vanadium | <0.0014 | 0.0018 J | <0.0014 |
| | Zinc | <0.0065 | <0.0065 | <0.0065 |

Notes:
1. Results for parameters are reported in milligrams per liter (mg/L). pH results are reported in Standard Units.
2. < indicates the parameter was not detected above the relevant laboratory method detection limit (MDL). The value displayed is the MDL.
3. J indicates the result is an estimated concentration. "J" qualifiers are applied by the laboratory when the concentration reported is above the MDL, but below the laboratory report
4. TDS indicates total dissolved solids.
5. Appendix III refer to parameters per 40 CFR § 257.94(a).
6. Parameters required by permit are Appendix I parameters included to meet Georgia EPD Rule 391-3-4-.14 requirements.

## Summary of Surface Water Analytical Data
## June 2018
## Plant Wansley CCR Landfill
## Heard County

| Parameter | | SWA-1 | SWC-5 | SWA-6 | SWC-7 |
|---|---|---|---|---|---|
| | | 6/25/2018 | 6/25/2018 | 6/25/2018 | 6/26/2018 |
| Appendix III | Boron | <0.021 | 0.11 | 0.042 J | 0.088 |
| | Calcium | 2.6 | 14 | 4.1 | 6.8 |
| | Chloride | 2.8 | 17 | 5.4 | 7.5 |
| | Fluoride | <0.082 | 0.12 J | <0.082 | 0.11 J |
| | pH | 6.86 | 5.86 | 6.64 | 5.83 |
| | Sulfate | 1.2 | 5.5 | 3.1 | 15 |
| | TDS | 8.0 | 100 | 32 | 18 |
| Required by Permit | Antimony | <0.0010 | <0.0010 | <0.0010 | <0.0010 |
| | Arsenic | <0.00046 | 0.0012 J | 0.0019 | 0.0033 |
| | Barium | 0.015 | 0.10 | 0.016 | 0.021 |
| | Beryllium | <0.00034 | <0.00034 | <0.00034 | <0.00034 |
| | Cadmium | <0.00034 | <0.00034 | <0.00034 | <0.00034 |
| | Chromium | <0.0011 | <0.0011 | <0.0011 | <0.0011 |
| | Cobalt | <0.00040 | 0.013 | <0.00040 | <0.00040 |
| | Copper | <0.0021 | <0.0021 | <0.0021 | <0.0021 |
| | Lead | <0.00035 | 0.00050 J | <0.00035 | <0.00035 |
| | Mercury | <0.000070 | <0.000070 | <0.000070 | <0.000070 |
| | Nickel | <0.0018 | 0.0022 J | <0.0018 | <0.0018 |
| | Selenium | 0.00035 J | <0.00024 | 0.00077 J | 0.00030 J |
| | Silver | <0.00011 | <0.00011 | <0.00011 | <0.00011 |
| | Thallium | <0.000085 | <0.000085 | <0.000085 | <0.000085 |
| | Vanadium | <0.0014 | <0.0014 | <0.0014 | <0.0014 |
| | Zinc | <0.0065 | 0.0076 J | <0.0065 | <0.0065 |

Notes:
1. Results for parameters are reported in milligrams per liter (mg/L). pH results are reported in Standard Units.
2. < indicates the parameter was not detected above the relevant laboratory method detection limit (MDL). The value displayed is the MDL.
3. J indicates the result is an estimated concentration. "J" qualifiers are applied by the laboratory when the concentration reported is above the MDL, but below the laboratory reporting limit.
4. TDS indicates total dissolved solids.
5. Appendix III refer to parameters per 40 CFR § 257.94(a).
6. Parameters required by permit are Appendix I parameters included to meet Georgia EPD Rule 391-3-4-.14 requirements.

## Summary of Surface Water Analytical Data
## January 2019
## Plant Wansley CCR Landfill
## Heard County

| Parameter | | SWA-1 | SWC-2 | SWC-3 | SWC-4 | SWC-5 | SWA-6 | SWC-7 | SWC-8 |
|---|---|---|---|---|---|---|---|---|---|
| | | 1/28/2019 | 1/28/2019 | 1/28/2019 | 1/28/2019 | 1/28/2019 | 1/28/2019 | 1/28/2019 | 1/28/2019 |
| Appendix III | Boron | <0.030 | <0.030 | <0.030 | <0.030 | 0.14 | 0.035 J | 0.055 | <0.030 |
| | Calcium | 2.0 | 13 | 8.0 | 4.9 | 14 | 3.2 | 4.3 | 10 |
| | Chloride | 2.2 | 4.0 | 25 | 3.3 | 19 | 3.4 | 4.8 | 4.1 |
| | Fluoride | 0.027 J | 0.11 J | 0.19 J | 0.060 J | 0.079 J | 0.038 J | 0.055 J | 0.034 J |
| | pH | 6.69 | 6.21 | 6.03 | 6.26 | 6.63 | 6.93 | 6.75 | 6.19 |
| | Sulfate | 2.3 | 1.2 | 2.3 | 1.6 | 9.7 | 3.6 | 6.2 | 14 |
| | TDS | 18 | 120 | 140 | 73 | 100 | 37 | 56 | 66 |
| Required by Permit | Antimony | <0.0011 | <0.0011 | <0.0011 | <0.0011 | <0.0011 | <0.0011 | <0.0011 | <0.0011 |
| | Arsenic | <0.00032 | 0.00048 J | 0.00047 J | 0.00059 J | 0.00049 J | 0.00084 J | 0.00087 J | <0.00032 |
| | Barium | 0.021 | 0.061 | 0.037 | 0.051 | 0.062 | 0.023 | 0.026 | 0.040 |
| | Beryllium | 0.00012 J | <0.000057 | 0.000081 J | <0.000057 | <0.000057 | 0.000091 J | 0.000089 J | <0.000057 |
| | Cadmium | <0.00013 | <0.00013 | <0.00013 | <0.00013 | <0.00013 | <0.00013 | <0.00013 | <0.00013 |
| | Chromium | 0.0017 J | 0.0013 J | 0.0017 J | 0.0011 J | 0.0011 J | 0.00091 J | 0.00082 J | 0.0011 J |
| | Cobalt | 0.00038 J | 0.0044 | 0.10 | 0.010 | 0.0025 | 0.00051 J | 0.00061 J | 0.0029 |
| | Copper | <0.0013 | <0.0013 | <0.0013 | <0.0013 | <0.0013 | <0.0013 | <0.0013 | <0.0013 |
| | Lead | 0.00045 J | 0.00021 J | 0.00014 J | 0.00016 J | 0.00035 J | 0.00037 J | 0.00033 J | 0.00021 J |
| | Mercury | <0.00010 | <0.00010 | <0.00010 | <0.00010 | <0.00010 | <0.00010 | <0.00010 | <0.00010 |
| | Nickel | 0.00051 J | 0.00043 J | 0.0031 | 0.00043 J | 0.0017 | 0.00051 J | 0.00062 J | 0.00061 J |
| | Selenium | <0.00081 | <0.00081 | <0.00081 | <0.00081 | <0.00081 | <0.00081 | <0.00081 | <0.00081 |
| | Silver | <0.00012 | <0.00012 | 0.00039 J | <0.00012 | <0.00012 | <0.00012 | <0.00012 | <0.00012 |
| | Thallium | <0.000063 | <0.000063 | <0.000063 | <0.000063 | <0.000063 | <0.000063 | <0.000063 | <0.000063 |
| | Vanadium | 0.0016 | 0.0011 | <0.00090 | <0.00090 | 0.0013 | 0.0010 | <0.00090 | <0.00090 |
| | Zinc | 0.0036 J | 0.0029 J | <0.0024 | <0.0024 | 0.0030 J | 0.0045 J | 0.0045 J | 0.0032 J |

Notes:
1. Results for parameters are reported in milligrams per liter (mg/L). pH results are reported in Standard Units.
2. < indicates the parameter was not detected above the relevant laboratory method detection limit (MDL). The value displayed is the MDL.
3. J indicates the result is an estimated concentration. "J" qualifiers are applied by the laboratory when the concentration reported is above the MDL, but below the laboratory reporting limit.
4. TDS indicates total dissolved solids.
5. Appendix III refer to parameters per 40 CFR § 257.94(a).
6. Parameters required by permit are Appendix I parameters included to meet Georgia EPD Rule 391-3-4-.14 requirements.

## Summary of Surface Water Analytical Data
## June 2019
## Plant Wansley CCR Landfill
## Heard County

| Parameter | | SWA-1 | SWC-2 | SWC-3 | SWC-5 | SWA-6 | SWC-7 |
|---|---|---|---|---|---|---|---|
| | | 6/27/2019 | 6/27/2019 | 6/27/2019 | 6/27/2019 | 6/27/2019 | 6/27/2019 |
| Required by Permit | Antimony | <0.00038 | <0.00038 | <0.00038 | <0.00038 | <0.00038 | <0.00038 |
| | Arsenic | <0.00032 | 0.0012 | 0.0025 | <0.00032 | 0.00047 J | 0.00041 J |
| | Barium | 0.013 | 0.050 | 0.076 | 0.080 | 0.019 | 0.020 |
| | Beryllium | <0.00016 | <0.00016 | 0.00041 J | <0.00016 | <0.00016 | <0.00016 |
| | Cadmium | <0.00013 | <0.00013 | <0.00013 | <0.00013 | <0.00013 | <0.00013 |
| | Chromium | 0.0023 | 0.0029 | 0.0063 | 0.0022 | 0.0023 | 0.0022 |
| | Cobalt | 0.00012 J | 0.0043 | 0.098 | 0.011 | 0.00022 J | 0.00032 J |
| | Copper | <0.00063 | <0.00063 | 0.0053 | 0.0052 | <0.00063 | <0.00063 |
| | Lead | 0.00021 J | 0.00018 J | 0.0045 | 0.00023 J | 0.0011 | 0.00016 J |
| | Mercury | <0.00010 | <0.00010 | <0.00010 | <0.00010 | <0.00010 | <0.00010 |
| | Nickel | <0.00031 | 0.00037 J | 0.0058 | 0.0056 | 0.00033 J | 0.00041 J |
| | Selenium | <0.0026 | <0.0026 | <0.0026 | <0.0026 | <0.0026 | <0.0026 |
| | Silver | <0.00012 | <0.00012 | <0.00012 | <0.00012 | <0.00012 | <0.00012 |
| | Thallium | <0.00013 | <0.00013 | <0.00013 | <0.00013 | <0.00013 | <0.00013 |
| | Vanadium | 0.0018 | 0.0017 | 0.016 | 0.0011 | 0.0014 | 0.0015 |
| | Zinc | 0.0057 | 0.0034 J | 0.016 | 0.010 | 0.0033 J | <0.0032 |

Notes:
1. Results for parameters are reported in milligrams per liter (mg/L).
2. < indicates the parameter was not detected above the relevant laboratory method detection limit (MDL). The value displayed is the MDL.
3. J indicates the result is an estimated concentration. "J" qualifiers are applied by the laboratory when the concentration reported is above the MDL, but below the laboratory reporting limit.

## Summary of Surface Water Analytical Data
## September 2019
## Plant Wansley CCR Landfill
## Heard County

| Parameter | | SWA-1 | SWC-2 | SWC-3 | SWC-5 | SWA-6 | SWC-7 |
|---|---|---|---|---|---|---|---|
| | | 9/17/2019 | 9/17/2019 | 9/17/2019 | 9/17/2019 | 9/17/2019 | 9/17/2019 |
| Appendix III | Boron | 0.040 J | <0.039 | 0.064 J | 0.18 | 0.32 | 0.35 |
| | Calcium | 4.0 | 16 | 7.5 | 14 | 10 | 12 |
| | Chloride | 2.8 | 3.2 | 39 | 21 | 14 | 18 |
| | Fluoride | 0.089 J | 0.17 J | 0.21 | 0.076 J | 0.10 J | 0.097 J |
| | pH | 6.94 | 6.06 | 5.85 | 5.81 | 6.87 | 7.08 |
| | Sulfate | 2.1 | 0.49 J | 1.8 | 11 | 9.3 | 11 |
| | TDS | 50 | 120 | 240 | 130 | 100 | 89 |
| Required by Permit | Antimony | <0.00038 | <0.00038 | <0.00038 | <0.00038 | <0.00038 | <0.00038 |
| | Arsenic | 0.00034 J | 0.0013 | 0.0010 | <0.00032 | 0.00070 J | 0.00085 J |
| | Barium | 0.017 | 0.047 | 0.044 | 0.083 | 0.022 | 0.026 |
| | Beryllium | 0.00023 J | 0.00021 J | 0.00038 J | <0.00018 | 0.00027 J | <0.00018 |
| | Cadmium | <0.00013 | <0.00013 | <0.00013 | <0.00013 | <0.00013 | <0.00013 |
| | Chromium | <0.0015 | 0.0023 | 0.0016 J | <0.0015 | <0.0015 | <0.0015 |
| | Cobalt | 0.00021 J | 0.0043 | 0.16 | 0.010 | 0.00031 J | 0.00024 J |
| | Copper | <0.00063 | 0.00083 J | <0.00063 | <0.00063 | <0.00063 | <0.00063 |
| | Lead | 0.00017 J | 0.00047 J | 0.00037 J | 0.00035 J | 0.00018 J | <0.00013 |
| | Mercury | <0.00010 | <0.00010 | <0.00010 | <0.00010 | <0.00010 | <0.00010 |
| | Nickel | <0.00034 | 0.00062 J | 0.0054 | 0.0049 | 0.00058 J | 0.00039 J |
| | Selenium | <0.0015 | <0.0015 | <0.0015 | <0.0015 | <0.0015 | <0.0015 |
| | Silver | <0.00018 | <0.00018 | <0.00018 | <0.00018 | <0.00018 | <0.00018 |
| | Thallium | <0.00015 | <0.00015 | <0.00015 | <0.00015 | <0.00015 | <0.00015 |
| | Vanadium | 0.0010 | 0.0028 | 0.0018 | 0.0012 | 0.0012 | <0.00099 |
| | Zinc | 0.0045 J | 0.0061 | 0.0064 | 0.011 | 0.0057 | 0.0042 J |

Notes:
1. Results for parameters are reported in milligrams per liter (mg/L). pH results are reported in Standard Units.
2. < indicates the parameter was not detected above the relevant laboratory method detection limit (MDL). The value displayed is the MDL.
3. J indicates the result is an estimated concentration. "J" qualifiers are applied by the laboratory when the concentration reported is above the MDL, but below the laboratory reporting limit.
4. TDS indicates total dissolved solids.
5. Appendix III refer to parameters per 40 CFR § 257.94(a).
6. Parameters required by permit are Appendix I parameters included to meet Georgia EPD Rule 391-3-4-.14 requirements.

# Summary of Surface Water Analytical Data
## March 2020
## Plant Wansley CCR Landfill
## Heard County

| Parameter | | SWA-1 | SWC-5 | SWC-7 | SWC-8 |
|---|---|---|---|---|---|
| | | 3/19/2020 | 3/19/2020 | 3/19/2020 | 3/19/2020 |
| Appendix III | Boron | <0.039 | 0.34 | <0.039 | <0.039 |
| | Calcium | 1.9 | 20 | 5.0 | 13 |
| | Chloride | 2.5 | 26 | 3.7 | 3.7 |
| | Fluoride | 0.029 J | 0.041 J | <0.026 | 0.036 J |
| | pH | 7.00 | 6.75 | 6.59 | 6.37 |
| | Sulfate | 2.2 | 15 | 5.4 | 8.3 |
| | TDS | 20 | 150 | 44 | 98 |
| Required by Permit | Antimony | <0.00038 | <0.00038 | <0.00038 | <0.00038 |
| | Arsenic | <0.00031 | <0.00031 | <0.00031 | 0.00067 J |
| | Barium | 0.017 | 0.077 | 0.032 | 0.042 |
| | Beryllium | <0.00018 | <0.00018 | <0.00018 | <0.00018 |
| | Cadmium | <0.00022 | <0.00022 | <0.00022 | <0.00022 |
| | Chromium | <0.0015 | <0.0015 | <0.0015 | <0.0015 |
| | Cobalt | 0.00017 J | 0.0039 | 0.0030 | 0.015 |
| | Copper | <0.00063 | <0.00063 | 0.00083 J | 0.00067 J |
| | Lead | 0.00041 J | <0.00013 | 0.00053 J | 0.00029 J |
| | Mercury | <0.00010 | <0.00010 | <0.00010 | <0.00010 |
| | Nickel | <0.00034 | 0.0026 | 0.00040 J | 0.0013 |
| | Selenium | <0.0015 | <0.0015 | <0.0015 | <0.0015 |
| | Silver | <0.00018 | <0.00018 | <0.00018 | <0.00018 |
| | Thallium | <0.00015 | <0.00015 | <0.00015 | <0.00015 |
| | Vanadium | <0.00099 | <0.00099 | 0.0019 | 0.0011 |
| | Zinc | 0.0035 J | 0.0039 J | 0.0036 J | 0.0050 |

Notes:
1. Results for parameters are reported in milligrams per liter (mg/L). pH results are reported in Standard Units.
2. < indicates the parameter was not detected above the relevant laboratory method detection limit (MDL). The value displayed is the MDL.
3. J indicates the result is an estimated concentration. "J" qualifiers are applied by the laboratory when the concentration reported is above the MDL, but below the laboratory reporting limit.
4. TDS indicates total dissolved solids.
5. Appendix III refer to parameters per 40 CFR § 257.94(a).
6. Parameters required by permit are Appendix I parameters included to meet Georgia EPD Rule 391-3-4-.14 requirements.

## Summary of Surface Water Analytical Data
## September 2020
## Plant Wansley CCR Landfill
## Heard County

| Parameter | | SWA-1 | SWC-3 | SWC-5 | SWA-6 | SWC-7 |
|---|---|---|---|---|---|---|
| | | 9/16/2020 | 9/16/2020 | 9/16/2020 | 9/16/2020 | 9/16/2020 |
| Appendix III | Boron | 0.040 J | 0.15 | 0.20 | 0.094 | 0.11 |
| | Calcium | 4.3 | 9.2 | 15 | 6.5 | 7.5 |
| | Chloride | 2.9 | 51 | 24 | 6.8 | 7.7 |
| | Fluoride | 0.10 | 0.24 | 0.094 J | 0.11 | 0.14 |
| | pH | 6.11 | 5.52 | 5.79 | 6.21 | 6.39 |
| | Sulfate | 1.8 | 1.3 | 15 | 6.0 | 8.2 |
| | TDS | 36 | 180 | 150 | 67 | 50 |
| Required by Permit | Antimony | <0.00038 | <0.00038 | <0.00038 | <0.00038 | <0.00038 |
| | Arsenic | <0.00031 | 0.00099 J | 0.00051 J | 0.00097 J | 0.0035 |
| | Barium | 0.024 | 0.053 | 0.11 | 0.025 | 0.053 |
| | Beryllium | <0.00018 | 0.00024 J | <0.00018 | <0.00018 | 0.00028 J |
| | Cadmium | <0.00022 | <0.00022 | <0.00022 | <0.00022 | <0.00022 |
| | Chromium | <0.0015 | <0.0015 | <0.0015 | <0.0015 | 0.0031 |
| | Cobalt | <0.00013 | 0.20 | 0.017 | 0.00033 J | 0.0040 |
| | Copper | <0.00063 | <0.00063 | <0.00063 | <0.00063 | 0.0043 |
| | Lead | 0.00022 J | 0.00024 J | 0.00023 J | 0.00063 J | 0.0035 |
| | Mercury | <0.00013 | <0.00013 | <0.00013 | <0.00013 | <0.00013 |
| | Nickel | 0.00044 J | 0.0077 | 0.0063 | 0.00089 J | 0.0033 |
| | Selenium | <0.0015 | <0.0015 | <0.0015 | <0.0015 | <0.0015 |
| | Silver | <0.00018 | <0.00018 | <0.00018 | <0.00018 | <0.00018 |
| | Thallium | 0.00023 J | <0.00015 | <0.00015 | <0.00015 | <0.00015 |
| | Vanadium | <0.00099 | 0.0012 | 0.0014 | 0.0015 | 0.0078 |
| | Zinc | 0.0033 J | 0.028 | 0.0047 J | 0.011 | 0.032 |

Notes:
1. Results for parameters are reported in milligrams per liter (mg/L). pH results are reported in Standard Units.
2. < indicates the parameter was not detected above the relevant laboratory method detection limit (MDL). The value displayed is the MDL.
3. J indicates the result is an estimated concentration. "J" qualifiers are applied by the laboratory when the concentration reported is above the MDL, but below the laboratory reporting limit.
4. TDS indicates total dissolved solids.
5. Appendix III refer to parameters per 40 CFR § 257.94(a).
6. Parameters required by permit are Appendix I parameters included to meet Georgia EPD Rule 391-3-4-.14 requirements.

## Summary of Surface Water Analytical Data
## March 2021
## Plant Wansley CCR Landfill
## Heard County

| Parameter | | SWA-1 | SWC-3 | SWC-5 | SWA-6 | SWC-7 | SWC-8 | SWC-9 |
|---|---|---|---|---|---|---|---|---|
| | | 3/17/2021 | 3/17/2021 | 3/17/2021 | 3/17/2021 | 3/17/2021 | 3/17/2021 | 3/17/2021 |
| Appendix III | Boron | <0.039 | 0.20 | 0.23 | 0.062 J | <0.039 | <0.039 | <0.039 |
| | Calcium | 2.7 | 10 | 16 | 9.0 | 5.6 | 19 | 3.1 |
| | Chloride | 3.1 | 55 | 23 | 9.8 | 5.0 | 4.3 | 1.9 |
| | Fluoride | 0.041 J | 0.17 | 0.075 J | 0.11 | 0.047 J | 0.049 J | 0.059 J |
| | pH | 7.13 | 6.40 | 6.94 | 7.33 | 7.04 | 6.37 | 5.86 |
| | Sulfate | 1.7 | 2.7 | 16 | 13 | 3.5 | 11 | 3.4 |
| | TDS | 27 | 150 | 110 | 82 | 61 | 110 | 59 |
| Required by Permit | Antimony | <0.00038 | <0.00038 | <0.00038 | 0.00040 J | <0.00038 | <0.00038 | <0.00038 |
| | Arsenic | <0.00031 | 0.00048 J | 0.00041 J | 0.0044 | 0.00037 J | 0.00089 J | <0.00031 |
| | Barium | 0.017 | 0.047 | 0.096 | 0.039 | 0.033 | 0.048 | 0.019 |
| | Beryllium | <0.00018 | <0.00018 | 0.00020 J | <0.00018 | <0.00018 | <0.00018 | 0.00029 J |
| | Cadmium | <0.00022 | <0.00022 | <0.00022 | <0.00022 | <0.00022 | <0.00022 | <0.00022 |
| | Chromium | <0.0015 | <0.0015 | <0.0015 | <0.0015 | <0.0015 | <0.0015 | <0.0015 |
| | Cobalt | 0.0012 J | 0.20 | 0.0099 | 0.0016 J | 0.0055 | 0.033 | 0.013 |
| | Copper | <0.00063 | <0.00063 | 0.0019 J | 0.0020 | 0.00088 J | <0.00063 | <0.00063 |
| | Lead | 0.00023 J | 0.00020 J | 0.0019 | 0.0038 | 0.00051 J | 0.00021 J | 0.00020 J |
| | Mercury | <0.00013 | <0.00013 | <0.00013 | <0.00013 | <0.00013 | <0.00013 | <0.00013 |
| | Nickel | <0.00034 | 0.0064 | 0.0041 | 0.0010 | 0.00045 J | 0.0016 | 0.0011 |
| | Selenium | <0.0015 | <0.0015 | <0.0015 | <0.0015 | <0.0015 | <0.0015 | <0.0015 |
| | Silver | <0.00018 | <0.00018 | <0.00018 | <0.00018 | <0.00018 | <0.00018 | <0.00018 |
| | Thallium | <0.00015 | <0.00015 | <0.00015 | <0.00015 | <0.00015 | <0.00015 | 0.00025 J |
| | Vanadium | <0.00099 | <0.00099 | 0.0041 | 0.0022 | 0.0017 | <0.00099 | <0.00099 |
| | Zinc | <0.0032 | <0.0032 | 0.0047 J | 0.018 | <0.0032 | 0.0084 | 0.0036 J |

Notes:
1. Results for parameters are reported in milligrams per liter (mg/L). pH results are reported in Standard Units.
2. < indicates the parameter was not detected above the relevant laboratory method detection limit (MDL). The value displayed is the MDL.
3. J indicates the result is an estimated concentration. "J" qualifiers are applied by the laboratory when the concentration reported is above the MDL, but below the laboratory reporting limit.
4. TDS indicates total dissolved solids.
5. Appendix III refer to parameters per 40 CFR § 257.94(a).
6. Parameters required by permit are Appendix I parameters included to meet Georgia EPD Rule 391-3-4-.14 requirements.

## Summary of Surface Water Analytical Data
## August 2021
## Plant Wansley CCR Landfill
## Heard County

| Parameter | | SWA-1 | SWC-3 | SWC-5 | SWA-6 | SWC-7 |
|---|---|---|---|---|---|---|
| | | 8/25/2021 | 8/25/2021 | 8/25/2021 | 8/25/2021 | 8/25/2021 |
| Appendix III | Boron | <0.039 | 0.34 | 0.29 | 0.066 J | 0.18 |
| | Calcium | 3.5 | 16 | 15 | 11 | 9.6 |
| | Chloride | 3.3 | 93 | 28 | 5.8 | 12 |
| | Fluoride | 0.16 | 0.29 | 0.13 | 0.18 | 0.16 |
| | pH | 6.98 | 6.09 | 5.81 | 6.98 | 6.98 |
| | Sulfate | 1.5 | 0.82 J | 18 | 18 | 12 |
| | TDS | 39 | 240 | 170 | 99 | 91 |
| Required by Permit | Antimony | <0.00038 | <0.00038 | <0.00038 | <0.00038 | <0.00038 |
| | Arsenic | <0.00031 | 0.0016 | <0.00031 | 0.00057 J | 0.00083 J |
| | Barium | 0.019 | 0.061 | 0.093 | 0.029 | 0.032 |
| | Beryllium | <0.00018 | <0.00018 | <0.00018 | <0.00018 | <0.00018 |
| | Cadmium | <0.00022 | <0.00022 | <0.00022 | <0.00022 | <0.00022 |
| | Chromium | <0.0015 | <0.0015 | <0.0015 | <0.0015 | <0.0015 |
| | Cobalt | 0.00019 J | 0.24 | 0.015 | 0.00051 J | 0.0018 J |
| | Copper | <0.00063 | <0.00063 | <0.00063 | <0.00063 | 0.00086 J |
| | Lead | 0.00017 J | <0.00013 | <0.00013 | <0.00013 | 0.00054 J |
| | Mercury | <0.00013 | <0.00013 | <0.00013 | <0.00013 | <0.00013 |
| | Nickel | <0.00034 | 0.0062 | 0.0060 | 0.00043 J | 0.0010 |
| | Selenium | <0.0015 | <0.0015 | <0.0015 | <0.0015 | <0.0015 |
| | Silver | <0.00018 | <0.00018 | <0.00018 | <0.00018 | <0.00018 |
| | Thallium | <0.00015 | <0.00015 | <0.00015 | <0.00015 | <0.00015 |
| | Vanadium | <0.00099 | <0.00099 | <0.00099 | <0.00099 | 0.0020 |
| | Zinc | <0.0032 | <0.0032 | <0.0032 | <0.0032 | 0.0050 |

Notes:
1. Results for parameters are reported in milligrams per liter (mg/L). pH results are reported in Standard Units.
2. < indicates the parameter was not detected above the relevant laboratory method detection limit (MDL). The value displayed is the MDL.
3. J indicates the result is an estimated concentration. "J" qualifiers are applied by the laboratory when the concentration reported is above the MDL, but below the laboratory reporting limit.
4. TDS indicates total dissolved solids.
5. Appendix III refer to parameters per 40 CFR § 257.94(a).
6. Parameters required by permit are Appendix I parameters included to meet Georgia EPD Rule 391-3-4-.14 requirements.

## Summary of Surface Water Analytical Data
## March 2022
## Plant Wansley CCR Landfill
## Heard County

| Parameter | | SWA-1 | SWC-5 | SWA-6 | SWC-7 | SWC-8 |
|---|---|---|---|---|---|---|
| | | 3/4/2022 | 3/4/2022 | 3/4/2022 | 3/4/2022 | 3/4/2022 |
| Appendix III | Boron | <0.060 | 0.25 | 0.092 | 0.11 | <0.060 |
| | Calcium | 2.7 | 16 | 7.5 | 8.0 | 13 |
| | Chloride | 3.1 | 26 | 11 | 11 | 4.2 |
| | Fluoride | 0.091 J | 0.11 | 0.13 | 0.10 | 0.087 J |
| | pH | 7.00 | 5.69 | 6.63 | 6.95 | 6.19 |
| | Sulfate | 2.2 | 16 | 10 | 12 | 12 |
| | TDS | 39 | 140 | 56 | 67 | 86 |
| Required by Permit | Antimony | <0.00051 | <0.00051 | <0.00051 | <0.00051 | <0.00051 |
| | Arsenic | <0.00028 | <0.00028 | <0.00028 | <0.00028 | <0.00028 |
| | Barium | 0.018 | 0.097 | 0.027 | 0.028 | 0.036 |
| | Beryllium | <0.00027 | <0.00027 | <0.00027 | <0.00027 | <0.00027 |
| | Cadmium | <0.00022 | <0.00022 | <0.00022 | <0.00022 | <0.00022 |
| | Chromium | <0.0015 | <0.0015 | <0.0015 | <0.0015 | <0.0015 |
| | Cobalt | <0.00026 | 0.019 | 0.00050 J | 0.00060 J | 0.0053 |
| | Copper | <0.0011 | <0.0011 | <0.0011 | <0.0011 | <0.0011 |
| | Lead | <0.00017 | <0.00017 | <0.00017 | <0.00017 | 0.00020 J |
| | Mercury | <0.00013 | <0.00013 | <0.00013 | <0.00013 | <0.00013 |
| | Nickel | <0.00052 | 0.0069 | <0.00052 | 0.00063 J | 0.00092 J |
| | Selenium | <0.00074 | <0.00074 | <0.00074 | <0.00074 | <0.00074 |
| | Silver | <0.00022 | <0.00022 | <0.00022 | <0.00022 | <0.00022 |
| | Thallium | <0.00047 | <0.00047 | <0.00047 | <0.00047 | <0.00047 |
| | Vanadium | <0.00078 | <0.00078 | <0.00078 | <0.00078 | 0.00086 J |
| | Zinc | 0.0035 J | <0.0029 | 0.0041 J | 0.0038 J | 0.0034 J |

Notes:
1. Results for parameters are reported in milligrams per liter (mg/L). pH results are reported in Standard Units.
2. < indicates the parameter was not detected above the relevant laboratory method detection limit (MDL). The value displayed is the MDL.
3. J indicates the result is an estimated concentration. "J" qualifiers are applied by the laboratory when the concentration reported is above the MDL, but below the laboratory reporting limit.
4. TDS indicates total dissolved solids.
5. Appendix III refer to parameters per 40 CFR § 257.94(a).
6. Parameters required by permit are Appendix I parameters included to meet Georgia EPD Rule 391-3-4-.14 requirements.

## Summary of Surface Water Analytical Data
## August 2022
## Plant Wansley CCR Landfill
## Heard County

| Parameter | | SWA-1 | SWC-3 | SWC-5 | SWA-6 | SWC-7 |
|---|---|---|---|---|---|---|
| | | 8/17/2022 | 8/18/2022 | 8/17/2022 | 8/18/2022 | 8/18/2022 |
| Appendix III | Boron | <0.060 | 0.74 | 0.20 | 0.14 | 0.19 |
| | Calcium | 4.7 | 33 | 13 | 9.9 | 11 |
| | Chloride | 2.7 | 130 | 21 | 9.9 | 11 |
| | Fluoride | 0.098 J | 0.18 | 0.070 J | 0.11 | 0.11 |
| | pH | 7.04 | 5.87 | 5.86 | 6.69 | 7.13 |
| | Sulfate | 1.8 | 2.5 | 12 | 11 | 12 |
| | TDS | 46 | 340 | 140 | 80 | 87 |
| Required by Permit | Antimony | <0.00051 | 0.00051 J | <0.00051 | <0.00051 | <0.00051 |
| | Arsenic | <0.00028 | 0.00097 J | <0.00028 | 0.00064 J | 0.00063 J |
| | Barium | 0.020 | 0.073 | 0.075 | 0.024 | 0.027 |
| | Beryllium | <0.00020 | <0.00020 | <0.00020 | <0.00020 | <0.00020 |
| | Cadmium | 0.00017 J | <0.000078 | <0.000078 | <0.000078 | <0.000078 |
| | Chromium | <0.0015 | <0.0015 | <0.0015 | <0.0015 | <0.0015 |
| | Cobalt | 0.00034 J | 0.32 | 0.012 | 0.00032 J | 0.00022 J |
| | Copper | <0.0011 | <0.0011 | <0.0011 | <0.0011 | <0.0011 |
| | Lead | <0.00017 | <0.00017 | <0.00017 | <0.00017 | <0.00017 |
| | Mercury | <0.000080 | <0.000080 | <0.000080 | <0.000080 | <0.000080 |
| | Nickel | <0.00052 | 0.011 | 0.0057 | 0.0011 | 0.00075 J |
| | Selenium | <0.0012 | 0.0018 J | <0.0012 | <0.0012 | <0.0012 |
| | Silver | <0.00039 | <0.00039 | <0.00039 | <0.00039 | <0.00039 |
| | Thallium | <0.00026 | <0.00026 | <0.00026 | <0.00026 | <0.00026 |
| | Vanadium | 0.0011 | <0.00078 | <0.00078 | 0.0011 | <0.00078 |
| | Zinc | <0.0029 | <0.0029 | 0.0032 J | 0.0044 J | 0.0042 J |

Notes:
1. Results for parameters are reported in milligrams per liter (mg/L). pH results are reported in Standard Units.
2. < indicates the parameter was not detected above the relevant laboratory method detection limit (MDL). The value displayed is the MDL.
3. J indicates the result is an estimated concentration. "J" qualifiers are applied by the laboratory when the concentration reported is above the MDL, but below the laboratory reporting limit.
4. TDS indicates total dissolved solids.
5. Appendix III refer to parameters per 40 CFR § 257.94(a).
6. Parameters required by permit are Appendix I parameters included to meet Georgia EPD Rule 391-3-4-.14 requirements.

# Summary of Surface Water Analytical Data
## February 2023
## Plant Wansley CCR Landfill
## Heard County

| Parameter | | SWA-1 | SWC-5 | SWA-6 | SWC-7 |
|---|---|---|---|---|---|
| | | 2/22/2023 | 2/22/2023 | 2/22/2023 | 2/22/2023 |
| Appendix III | Boron | <0.022 | 0.25 | 0.064 J | 0.091 |
| | Calcium | 2.8 | 17 | 6.3 | 7.4 |
| | Chloride | 2.5 | 21 | 5.4 | 6.0 |
| | Fluoride | 0.048 J | 0.077 J | 0.069 J | 0.070 J |
| | pH | 7.17 | 6.19 | 6.92 | 7.03 |
| | Sulfate | 1.9 | 13 | 9.3 | 11 |
| | TDS | 35 | 140 | 51 | 60 |
| Required by Permit | Antimony | <0.00034 | <0.00034 | <0.00034 | <0.00034 |
| | Arsenic | <0.00086 | <0.00086 | <0.00086 | <0.00086 |
| | Barium | 0.019 | 0.082 | 0.025 | 0.026 |
| | Beryllium | <0.00020 | <0.00020 | <0.00020 | <0.00020 |
| | Cadmium | <0.000078 | <0.000078 | <0.000078 | <0.000078 |
| | Chromium | <0.0012 | 0.0012 J | <0.0012 | <0.0012 |
| | Cobalt | <0.00022 | 0.0065 | 0.00051 J | 0.00053 J |
| | Copper | <0.0011 | <0.0011 | <0.0011 | <0.0011 |
| | Lead | <0.00021 | 0.00046 J | <0.00021 | <0.00021 |
| | Mercury | <0.000080 | <0.000080 | <0.000080 | <0.000080 |
| | Nickel | <0.00042 | 0.0036 | 0.00067 J | 0.00071 J |
| | Selenium | <0.00099 | <0.00099 | <0.00099 | <0.00099 |
| | Silver | <0.00039 | <0.00039 | <0.00039 | <0.00039 |
| | Thallium | <0.00026 | <0.00026 | <0.00026 | <0.00026 |
| | Vanadium | <0.00063 | 0.0014 J | <0.00063 | <0.00063 |
| | Zinc | 0.0029 J | 0.0047 J | 0.0056 | 0.0049 J |

Notes:
1. Results for parameters are reported in milligrams per liter (mg/L). pH results are reported in Standard Units.
2. < indicates the parameter was not detected above the relevant laboratory method detection limit (MDL). The value displayed is the MDL.
3. J indicates the result is an estimated concentration. "J" qualifiers are applied by the laboratory when the concentration reported is above the MDL, but below the laboratory report
4. TDS indicates total dissolved solids.
5. Appendix III refer to parameters per 40 CFR § 257.94(a).
6. Parameters required by permit are Appendix I parameters included to meet Georgia EPD Rule 391-3-4-.14 requirements.

## Summary of Surface Water Analytical Data
## August 2023
## Plant Wansley CCR Landfill
## Heard County

| Parameter | | SWA-1 | SWC-3 | SWC-5 | SWA-6 | SWC-7 |
|---|---|---|---|---|---|---|
| | | 8/10/2023 | 8/10/2023 | 8/10/2023 | 8/10/2023 | 8/10/2023 |
| Appendix III | Boron | 0.023 J | 1.1 | 0.19 | 0.058 J | 0.11 |
| | Calcium | 4.5 | 40 | 14 | 11 | 9.6 |
| | Chloride | 2.5 | 130 | 19 | 5.3 | 5.3 |
| | Fluoride | 0.11 | 0.19 | 0.088 J | 0.15 | 0.16 |
| | pH | 7.12 | 6.04 | 5.82 | 6.59 | 6.93 |
| | Sulfate | 2.0 | 8.9 | 14 | 15 | 12 |
| | TDS | 57 | 400 | 130 | 73 | 62 |
| Required by Permit | Antimony | <0.00034 | <0.00034 | <0.00034 | <0.00034 | <0.00034 |
| | Arsenic | <0.00086 | <0.00086 | <0.00086 | 0.0012 | 0.0016 |
| | Barium | 0.022 | 0.072 | 0.081 | 0.029 | 0.025 |
| | Beryllium | <0.00020 | <0.00020 | <0.00020 | <0.00020 | <0.00020 |
| | Cadmium | <0.000078 | <0.000078 | <0.000078 | <0.000078 | <0.000078 |
| | Chromium | <0.0012 | <0.0012 | <0.0012 | <0.0012 | 0.0021 |
| | Cobalt | 0.00033 J | 0.27 | 0.014 | 0.00073 J | 0.00062 J |
| | Copper | <0.0011 | <0.0011 | <0.0011 | <0.0011 | <0.0011 |
| | Lead | 0.00050 J | <0.00021 | <0.00021 | 0.00046 J | 0.00034 J |
| | Mercury | <0.000080 | <0.000080 | <0.000080 | <0.000080 | <0.000080 |
| | Nickel | 0.00067 J | 0.0083 | 0.0058 | 0.00065 J | 0.00086 J |
| | Selenium | <0.00099 | <0.00099 | <0.00099 | <0.00099 | <0.00099 |
| | Silver | <0.00039 | <0.00039 | <0.00039 | <0.00039 | <0.00039 |
| | Thallium | <0.00026 | <0.00026 | <0.00026 | <0.00026 | <0.00026 |
| | Vanadium | 0.00095 J | <0.00063 | <0.00063 | 0.0011 J | 0.00093 J |
| | Zinc | 0.0039 J | <0.0028 | 0.0030 J | 0.0028 J | <0.0028 |

Notes:
1. Results for parameters are reported in milligrams per liter (mg/L). pH results are reported in Standard Units.
2. < indicates the parameter was not detected above the relevant laboratory method detection limit (MDL). The value displayed is the MDL.
3. J indicates the result is an estimated concentration. "J" qualifiers are applied by the laboratory when the concentration reported is above the MDL, but below the laboratory reporting limit.
4. TDS indicates total dissolved solids.
5. Appendix III refer to parameters per 40 CFR § 257.94(a).
6. Parameters required by permit are Appendix I parameters included to meet Georgia EPD Rule 391-3-4-.14 requirements.

## Summary of Surface Water Analytical Data
## February 2024
## Plant Wansley CCR Landfill
## Heard County

| Parameter | | SWA-1 | SWC-3 | SWC-5 | SWA-6 | SWC-7 |
|---|---|---|---|---|---|---|
| | | 2/21/2024 | 2/21/2024 | 2/21/2024 | 2/21/2024 | 2/21/2024 |
| Appendix III | Boron | 0.024 J | 1.4 | 0.17 | 0.051 J | 0.13 |
| | Calcium | 2.9 | 53 | 14 | 7.5 | 9.2 |
| | Chloride | 3.2 | 180 | 21 | 4.8 | 7.7 |
| | Fluoride | < 0.20 | < 1.0 | < 0.20 | < 0.20 | < 0.20 |
| | pH | 6.27 | 5.55 | 5.45 | 5.91 | 6.46 |
| | Sulfate | 2.8 | 23 | 17 | 15 | 18 |
| | TDS | 37 | 490 | 130 | 53 | 68 |
| Required by Permit | Antimony | < 0.00034 | < 0.00034 | < 0.00034 | < 0.00034 | < 0.00034 |
| | Arsenic | < 0.00086 | 0.0048 | < 0.00086 | < 0.00086 | < 0.00086 |
| | Barium | 0.019 | 0.11 | 0.084 | 0.024 | 0.029 |
| | Beryllium | < 0.00020 | 0.00024 J | < 0.00020 | < 0.00020 | < 0.00020 |
| | Cadmium | < 0.000078 | 0.00044 J | < 0.000078 | < 0.000078 | < 0.000078 |
| | Chromium | < 0.0012 | < 0.0012 | < 0.0012 | < 0.0012 | < 0.0012 |
| | Cobalt | < 0.00022 | 0.38 | 0.011 | 0.00052 J | 0.00077 J |
| | Copper | < 0.0011 | < 0.0011 | < 0.0011 | < 0.0011 | < 0.0011 |
| | Lead | < 0.00021 | < 0.00021 | < 0.00021 | < 0.00021 | < 0.00021 |
| | Mercury | < 0.000080 | < 0.000080 | < 0.000080 | < 0.000080 | < 0.000080 |
| | Nickel | 0.00046 J | 0.018 | 0.0060 | 0.00044 J | 0.00091 J |
| | Selenium | 0.0012 J | 0.012 | < 0.00099 | < 0.00099 | 0.0013 J |
| | Silver | < 0.00039 | < 0.00039 | < 0.00039 | < 0.00039 | < 0.00039 |
| | Thallium | < 0.00026 | < 0.00026 | < 0.00026 | < 0.00026 | < 0.00026 |
| | Vanadium | < 0.00063 | < 0.00063 | < 0.00063 | < 0.00063 | < 0.00063 |
| | Zinc | < 0.0028 | 0.0076 | 0.0046 J | 0.0032 J | 0.0033 J |

Notes:
1. Results for parameters are reported in milligrams per liter (mg/L). pH results are reported in Standard Units.
2. < indicates the parameter was not detected above the relevant laboratory method detection limit (MDL). The value displayed is the MDL.
3. J indicates the result is an estimated concentration. "J" qualifiers are applied by the laboratory when the concentration reported is above the MDL, but below the laboratory reporting limit.
4. TDS indicates total dissolved solids.
5. Appendix III refer to parameters per 40 CFR § 257.94(a).
6. Parameters required by permit are Appendix I parameters included to meet Georgia EPD Rule 391-3-4-.14 requirements.

# Summary of Surface Water Analytical Data
## July 2024
## Plant Wansley CCR Landfill
## Heard County

| Parameter | | SWA-1 | SWC-5 | SWA-6 | SWC-7 |
|---|---|---|---|---|---|
| | | 8/1/2024 | 8/1/2024 | 8/1/2024 | 8/1/2024 |
| Appendix III | Boron | 0.023 J | 0.18 | 0.059 J | 0.16 |
| | Calcium | 5.2 | 15 | 23 | 18 |
| | Chloride | 2.5 | 18 | 5.1 | 9.2 |
| | Fluoride | 0.041 J | < 0.080 | 0.11 | 0.084 J |
| | pH | 7.21 | 6.04 | 7.24 | 7.17 |
| | Sulfate | 3.9 | 12 | 43 | 30 |
| | TDS | 48 | 130 | 120 | 110 |
| Required by Permit | Antimony | < 0.00034 | < 0.00034 | < 0.00034 | < 0.00034 |
| | Arsenic | < 0.00086 | < 0.00086 | 0.0016 | 0.0010 |
| | Barium | 0.024 | 0.089 | 0.043 | 0.037 |
| | Beryllium | < 0.00020 | < 0.00020 | < 0.00020 | < 0.00020 |
| | Cadmium | < 0.000078 | < 0.000078 | < 0.000078 | < 0.000078 |
| | Chromium | < 0.0012 | < 0.0012 | < 0.0012 | < 0.0012 |
| | Cobalt | 0.00025 J | 0.012 | 0.0010 J | 0.00062 J |
| | Copper | < 0.0011 | < 0.0011 | < 0.0011 | < 0.0011 |
| | Lead | < 0.00021 | < 0.00021 | < 0.00021 | < 0.00021 |
| | Mercury | < 0.000080 | < 0.000080 | < 0.000080 | < 0.000080 |
| | Nickel | < 0.00042 | 0.0064 | 0.00048 J | 0.00069 J |
| | Selenium | < 0.00099 | < 0.00099 | < 0.00099 | < 0.00099 |
| | Silver | < 0.00039 | < 0.00039 | < 0.00039 | < 0.00039 |
| | Thallium | < 0.00026 | < 0.00026 | < 0.00026 | < 0.00026 |
| | Vanadium | < 0.00063 | < 0.00063 | 0.00090 J | < 0.00063 |
| | Zinc | < 0.0028 | 0.0070 | < 0.0028 | < 0.0028 |

Notes:
1. Results for parameters are reported in milligrams per liter (mg/L). pH results are reported in Standard Units.
2. < indicates the parameter was not detected above the relevant laboratory method detection limit (MDL). The value displayed is the MDL.
3. J indicates the result is an estimated concentration. "J" qualifiers are applied by the laboratory when the concentration reported is above the MDL, but below the laboratory report
4. TDS indicates total dissolved solids.
5. Appendix III refer to parameters per 40 CFR § 257.94(a).
6. Parameters required by permit are Appendix I parameters included to meet Georgia EPD Rule 391-3-4-.14 requirements.

## Summary of Surface Water Analytical Data
## February 2025
## Plant Wansley CCR Landfill
## Heard County

| Parameter | | SWA-1 | SWC-3 | SWC-5 | SWA-6 | SWC-7 |
|---|---|---|---|---|---|---|
| | | 2/18/2025 | 2/18/2025 | 2/17/2025 | 2/18/2025 | 2/17/2025 |
| Appendix III | Boron | 0.023 J | 1.1 | 0.19 | 0.062 J | 0.074 J |
| | Calcium | 4.3 | 40 | 15 | 22 | 10 |
| | Chloride | 2.5 | 72 | 19 | 5.8 | 5.4 |
| | Fluoride | < 0.040 | < 0.80 | < 0.080 | < 0.080 | < 0.040 |
| | pH | 6.91 | 5.96 | 5.73 | 6.72 | 6.85 |
| | Sulfate | 6.9 | 17 J | 14 | 55 | 20 |
| | TDS | 41 | 290 | 130 | 110 | 71 |
| Required by Permit | Antimony | < 0.00034 | < 0.00034 | < 0.00034 | < 0.00034 | < 0.00034 |
| | Arsenic | < 0.00086 | 0.0019 | < 0.00086 | < 0.00086 | < 0.00086 |
| | Barium | 0.023 | 0.082 | 0.091 | 0.051 | 0.036 |
| | Beryllium | 0.00036 J | 0.00029 J | < 0.00020 | < 0.00020 | < 0.00020 |
| | Cadmium | < 0.000078 | < 0.000078 | < 0.000078 | < 0.000078 | < 0.000078 |
| | Chromium | < 0.0012 | < 0.0012 | < 0.0012 | < 0.0012 | 0.0012 J |
| | Cobalt | 0.00043 J | 0.24 | 0.011 | 0.0011 J | 0.00099 J |
| | Copper | < 0.0011 | < 0.0011 | < 0.0011 | < 0.0011 | < 0.0011 |
| | Lead | < 0.00021 | < 0.00021 | < 0.00021 | < 0.00021 | < 0.00021 |
| | Mercury | < 0.000080 | < 0.000080 | < 0.000080 | < 0.000080 | < 0.000080 |
| | Nickel | 0.00057 J | 0.011 | 0.0061 | 0.0013 | 0.00091 J |
| | Selenium | < 0.00099 | 0.0059 | < 0.00099 | < 0.00099 | < 0.00099 |
| | Silver | < 0.00039 | < 0.00039 | < 0.00039 | < 0.00039 | < 0.00039 |
| | Thallium | < 0.00026 | < 0.00026 | < 0.00026 | < 0.00026 | < 0.00026 |
| | Vanadium | 0.0019 J | 0.0016 J | 0.0016 J | 0.0024 | 0.0029 |
| | Zinc | 0.0086 | 0.0088 | 0.0074 | 0.0072 | 0.0062 |

Notes:
1. Results for parameters are reported in milligrams per liter (mg/L). pH results are reported in Standard Units.
2. < indicates the parameter was not detected above the relevant laboratory method detection limit (MDL). The value displayed is the MDL.
3. J indicates the result is an estimated concentration. "J" qualifiers are applied by the laboratory when the concentration reported is above the MDL, but below the laboratory reporting limit.
4. TDS indicates total dissolved solids.
5. Appendix III refer to parameters per 40 CFR § 257.94(a).
6. Parameters required by permit are Appendix I parameters included to meet Georgia EPD Rule 391-3-4-.14 requirements.

# Summary of Surface Water Analytical Data
## August 2025
## Plant Wansley CCR Landfill
## Heard County

| Parameter | | SWA-1 | SWC-5 | SWA-6 | SWC-7 |
|---|---|---|---|---|---|
| | | 8/19/2025 | 8/19/2025 | 8/19/2025 | 8/19/2025 |
| Appendix III | Boron | < 0.026 | 0.14 | < 0.026 | < 0.026 |
| | Calcium | 3.7 | 13 | 7.6 | 5.5 |
| | Chloride | 2.1 | 17 | 2.8 | 2.9 |
| | Fluoride | < 0.081 | < 0.081 | 0.10 J | < 0.081 |
| | pH | 6.77 | 5.70 | 6.88 | 6.05 |
| | Sulfate | 2.3 | 11 | 10 | 4.9 |
| | TDS | 31 | 120 | 53 | 57 |
| Required by Permit | Antimony | < 0.0025 | < 0.0025 | < 0.0025 | < 0.0025 |
| | Arsenic | < 0.0013 | < 0.0013 | < 0.0013 | < 0.0013 |
| | Barium | 0.019 | 0.082 | 0.024 | 0.046 |
| | Beryllium | < 0.00015 | < 0.00015 | < 0.00015 | < 0.00015 |
| | Cadmium | < 0.00024 | < 0.00024 | < 0.00024 | < 0.00024 |
| | Chromium | < 0.0037 | < 0.0037 | < 0.0037 | < 0.0037 |
| | Cobalt | < 0.00041 | 0.018 | < 0.00041 | 0.0055 |
| | Copper | < 0.00064 | < 0.00064 | 0.00064 J | 0.00095 J |
| | Lead | < 0.00086 | < 0.00086 | < 0.00086 | < 0.00086 |
| | Mercury | < 0.00017 | < 0.00017 | < 0.00017 | < 0.00017 |
| | Nickel | < 0.00042 | 0.0055 | < 0.00042 | 0.00057 J |
| | Selenium | < 0.0023 | < 0.0023 | < 0.0023 | < 0.0023 |
| | Silver | < 0.00017 | < 0.00017 | < 0.00017 | < 0.00017 |
| | Thallium | < 0.00019 | < 0.00019 | < 0.00019 | < 0.00019 |
| | Vanadium | 0.0014 J | 0.0012 J | 0.0016 J | 0.0022 J |
| | Zinc | < 0.0089 | < 0.0089 | < 0.0089 | < 0.0089 |

Notes:
1. Results for parameters are reported in milligrams per liter (mg/L). pH results are reported in Standard Units.
2. < indicates the parameter was not detected above the relevant laboratory method detection limit (MDL). The value displayed is the MDL.
3. J indicates the result is an estimated concentration. "J" qualifiers are applied by the laboratory when the concentration reported is above the MDL, but below the laboratory report
4. TDS indicates total dissolved solids.
5. Appendix III refer to parameters per 40 CFR § 257.94(a).
6. Parameters required by permit are Appendix I parameters included to meet Georgia EPD Rule 391-3-4-.14 requirements.

## Summary of Surface Water Analytical Data
## January 2026
## Plant Wansley CCR Landfill
## Heard County

| Parameter | | SWA-1 | SWC-3 | SWC-5 | SWA-6 | SWC-7 |
|---|---|---|---|---|---|---|
| | | 1/22/2026 | 1/22/2026 | 1/22/2026 | 1/22/2026 | 1/22/2026 |
| Appendix III | Boron | < 0.026 | 1.6 | 0.13 | 0.036 J | 0.086 |
| | Calcium | 3.7 | 52 | 14 | 26 | 9.9 |
| | Chloride | 2.3 | 160 | 19 | 3.9 | 6.2 |
| | Fluoride | 0.12 J | 0.53 J | 0.25 | 0.18 J | 0.15 J |
| | pH | 6.48 | 6.07 | 5.73 | 6.75 | 6.99 |
| | Sulfate | 2.4 | 23 | 9.7 | 20 | 15 |
| | TDS | 41 | 330 | 100 | 130 | 47 |
| Required by Permit | Antimony | < 0.0025 | < 0.0025 | < 0.0025 | < 0.0025 | < 0.0025 |
| | Arsenic | < 0.0013 | 0.0026 J | < 0.0013 | < 0.0013 | < 0.0013 |
| | Barium | 0.019 | 0.085 | 0.080 | 0.055 | 0.027 |
| | Beryllium | < 0.00015 | 0.00016 J | < 0.00015 | < 0.00015 | < 0.00015 |
| | Cadmium | < 0.00024 | 0.0010 | < 0.00024 | < 0.00024 | < 0.00024 |
| | Chromium | < 0.0037 | < 0.0037 | < 0.0037 | < 0.0037 | < 0.0037 |
| | Cobalt | < 0.00041 | 0.34 | 0.016 | 0.00043 J | 0.00053 J |
| | Copper | < 0.00064 | < 0.00064 | < 0.00064 | < 0.00064 | 0.0034 |
| | Lead | < 0.00086 | < 0.00086 | < 0.00086 | < 0.00086 | < 0.00086 |
| | Mercury | < 0.00017 | < 0.00017 | < 0.00017 | < 0.00017 | < 0.00017 |
| | Nickel | < 0.00042 | 0.014 | 0.0051 | 0.00059 J | 0.00069 J |
| | Selenium | < 0.0023 | 0.017 | < 0.0023 | < 0.0023 | < 0.0023 |
| | Silver | < 0.00017 | < 0.00017 | < 0.00017 | < 0.00017 | < 0.00017 |
| | Thallium | < 0.00019 | < 0.00019 | < 0.00019 | < 0.00019 | < 0.00019 |
| | Vanadium | 0.0013 J | < 0.0012 | 0.0012 J | 0.0012 J | 0.0019 J |
| | Zinc | < 0.0089 | < 0.0089 | < 0.0089 | < 0.0089 | < 0.0089 |

Notes:
1. Results for parameters are reported in milligrams per liter (mg/L). pH results are reported in Standard Units.
2. < indicates the parameter was not detected above the relevant laboratory method detection limit (MDL). The value displayed is the MDI
3. J indicates the result is an estimated concentration. "J" qualifiers are applied by the laboratory when the concentration reported is above the MDL, but below the laboratory reporting limi
4. TDS indicates total dissolved solids.
5. Appendix III refer to parameters per 40 CFR § 257.94(a).
6. Parameters required by permit are Appendix I parameters included to meet Georgia EPD Rule 391-3-4-.14 requirements

# APPENDIX D

# STATISTICAL ANALYSIS REPORTS

# APPENDIX D

*Statistical Analysis Reports*
*January 2026 Monitoring Event*

GROUNDWATER STATS
CONSULTING

August 31, 2026

Southern Company Services
Attn: Mr. Trey Singleton
241 Ralph McGill Blvd NE, Bin 10160
Atlanta, Georgia 30308

Re: Plant Wansley Landfill – January/February 2026
Background Update & Statistical Analysis

Dear Mr. Singleton,

Groundwater Stats Consulting, formerly the statistical consulting division of Sanitas Technologies, is pleased to provide the January/February 2026 background update and Semi-Annual Groundwater Monitoring Statistical summary of the statistical analysis of groundwater data for Georgia Power Company's Plant Wansley Landfill. The analysis complies with the federal rule for the Disposal of Coal Combustion Residuals (CCR) from Electric Utilities (CCR Rule, 2015), the Georgia Environmental Protection Division (EPD) Rules for Solid Waste Management Chapter 391-3-4-.10, and follows the United States Environmental Protection Agency (USEPA) Unified Guidance (2009).

Sampling began for the CCR program in 2016, and for the State program in 2011 in accordance with the Georgia EPD's Solid Waste Permit. An exception includes downgradient well GWC-10 which was first sampled in 2016 for both CCR and State programs. At least 8 background samples have been collected at each of the groundwater monitoring wells. Semi-annual sampling is performed in accordance with the Georgia Department of Natural Resources, Environmental Protection Division groundwater monitoring regulations; and the January/February 2026 samples are evaluated in this report.

The monitoring well network, as provided by Southern Company Services, consists of the following:

- **Upgradient wells:** GWA-1, GWA-2, GWA-3, GWA-4, GWA-28, and GWA-29
- **Downgradient wells:** GWC-5, GWC-6, GWC-7, GWC-8, GWC-9, GWC-10, GWC-11, GWC-12, GWC-13, GWC-14, GWC-15, GWC-16, GWC-17, GWC-18, GWC-19, GWC-20, GWC-21, GWC-22, GWC-23, GWC-24, GWC-25, GWC-26, GWC-27, GWC-30, GWC-31, GWC-32, GWC-33, GWC-34, and GWC-35

While downgradient well GWC-24 has had periods of being historically dry, this well has been consistently sampled over the past few years. Note that limited samples were collected from upgradient well GWA-3 and downgradient well GWC-31 and no observations were reported for chloride, fluoride, sulfate, and TDS at these wells during the January/February 2026 sample event.

Data were sent electronically to Groundwater Stats Consulting, and the statistical analysis was reviewed by Andrew Collins, Project Manager for Groundwater Stats Consulting. The analysis is prepared according to the recommended statistical methodology prepared in the Fall 2017 by Dr. Kirk Cameron, PhD Statistician with MacStat Consulting, primary author of the USEPA Unified Guidance.

The following constituents were evaluated:

- **CCR Appendix III -** boron, calcium, chloride, fluoride, pH, sulfate, and TDS
- **Georgia EPD Appendix I -** antimony, arsenic, barium, beryllium, cadmium, chromium, cobalt, copper, lead, mercury, nickel, selenium, silver, thallium, vanadium, and zinc

Note that when there are no detections present in downgradient wells for a given constituent, statistical analyses are not required. A summary of Appendix I well/constituent pairs with 100% non-detects follows this letter.

Time series plots for Appendix I and III parameters at all wells are provided for the purpose of screening data at these wells (Figure A). Additionally, a separate section of box plots is included for all constituents at upgradient and downgradient wells (Figure B). The time series plots are used to initially screen for suspected outliers and trends, while the box plots provide visual representation of variation within individual wells and between all wells. Values in background which have been flagged as outliers may be seen in a lighter font and as a disconnected symbol on the graphs. A summary of flagged outliers follows this report (Figure C).

Due to varying detection limits in background data sets due to improved laboratory practices, a substitution of the most recent reporting limit is used for all non-detects.

Note that for calculation of intrawell prediction limits, substitution of the most recent reporting limit is performed separately for each well/parameter pair. In some cases, the reporting limit provided by the laboratory contained varying limits for a given parameter; therefore, the substitution may differ from well to well and may result in slight changes in statistical limits between sample events. Substitution of the most recent reporting limit generally gives the most conservative limit in each case. As a result of elevated historic reporting limits for silver at upgradient well GWA-29, the most recent reporting limit of 0.001 mg/L was substituted across all wells for silver to construct statistical limits that are conservative from a regulatory perspective and are representative of current groundwater quality conditions.

In earlier analyses, data at all wells were evaluated for the following: 1) outliers; 2) trends; 3) most appropriate statistical method based on site characteristics of groundwater data upgradient of the facility; and 4) eligibility of downgradient wells when intrawell statistical methods were recommended. Power curves were provided previously, based on a 1-of-3 resample plan for Appendix I constituents and a 1-of-2 resample plan for Appendix III constituents, to demonstrate that the selected statistical methods for the parameters listed above comply with the USEPA Unified Guidance and the Georgia Environmental Protection Division Rules for Solid Waste Management Chapter 391-3-4-.10. During the background update in March 2022, sufficient samples were available for Appendix I constituents to provide sufficient power using a 1-of-2 resample plan and a power curve was provided with that report. The EPA suggests the selected statistical method should provide at least 55% power at 3 standard deviations or at least 80% power at 4 standard deviations. Power curves were based on the following:

**Georgia EPD Appendix I Constituents:**

- Semi-Annual Sampling
- Intrawell Prediction Limits with 1-of-2 resample plan (all parameters)
- # Constituents: 16
- # Downgradient wells: 29

**CCR Appendix III Constituents:**

- Semi-Annual Sampling
- Intrawell Prediction Limits with 1-of-2 resample plan – (pH, sulfate, and TDS)
- Interwell Prediction Limits with 1-of-2 resample plan – (boron, calcium, chloride, and fluoride)
- # Constituents: 7
- # Downgradient wells: 29

Parametric prediction limits are utilized when the screened historical data follow a normal or transformed-normal distribution. When data cannot be normalized or the majority of data are non-detects, a nonparametric test is utilized. While the false positive rate associated with the parametric limits is based on an annual 10% (5% per semi-annual event) as recommended by the EPA Unified Guidance (2009), the false positive rate associated with the nonparametric limits is dependent upon the available background sample size, number of future comparisons, and verification resample plan. The distribution of data is tested using the Shapiro-Wilk/Shapiro-Francia test for normality. After testing for normality and performing any adjustments as discussed below (US EPA, 2009), data are analyzed using either parametric or non-parametric prediction limits.

- No statistical analyses are required on wells and analytes containing 100% non-detects (USEPA Unified Guidance, 2009, Chapter 6).
- When data contain <15% non-detects, simple substitution of one-half the reporting limit is utilized in the statistical analysis. The reporting limit utilized for non-detects is the most recent practical quantification limit (PQL) as reported by the laboratory.
- When data contain between 15-50% non-detects, the Kaplan-Meier non-detect adjustment is applied to the background data for parametric limits. This technique adjusts the mean and standard deviation of the historical concentrations to account for concentrations below the reporting limit.
- Nonparametric prediction limits are used on data containing greater than 50% non-detects.

Natural systems continuously evolve due to physical changes made to the environment. Examples include capping a landfill, paving areas near a well, or lining a drainage channel to prevent erosion. Periodic updating of background statistical limits is necessary to accommodate these types of changes. In the interwell case, prediction limits are updated with upgradient well data during each event after careful screening for any new outliers. In the intrawell case, data for all wells and constituents may re-evaluated when a minimum of 4 new data points is available to determine whether earlier concentrations are representative of present-day groundwater quality. In some cases, an earlier portion of data is deselected prior to construction of limits to provide sensitive limits that will rapidly detect changes in groundwater quality. Even though the data are excluded from the calculation, the values will continue to be reported and shown in tables and graphs.

Two-Step Statistical Analysis

Intrawell statistical methods, combined with 1-of-2 plan, may be used as a conservative first step for identifying potential facility impacts in downgradient wells. Intrawell methods

use background data for individual wells and may be overly sensitive to variation. In particular for nonparametric limits with small background sample sizes, the probability of a false positive is higher than the desired annual sitewide rate of 10%. Therefore, exceedances may occur as a result of spatial variation rather than facility impacts. A second step can be used to further evaluate those exceedances and reduce the overall number of SSIs that result from spatial variation. In instances where intrawell statistical methods identify an apparent SSI, a second step of interwell statistical evaluation may be used to determine whether the measurement exceeds the sitewide background limit based on pooled upgradient well data. This is similar in concept to the procedure used in compliance monitoring programs where an interwell statistical limit is used to determine "background" (USEPA Unified Guidance (2009), Chapter 7, Section 7.5). For the detection monitoring program, if the result does not exceed sitewide (interwell) background, an SSI is not declared.

When the result exceeds the sitewide (interwell) background, the 1-of-2 resample plan allows for collection of an independent resample to confirm or disconfirm the initial finding. A statistically significant increase is not declared unless all resamples also exceed the intrawell prediction limit (United State Environmental Protection Agency (USEPA) Unified Guidance, March 2009, Chapter 19). When the resample confirms the initial exceedance, further research would be required to identify the cause of the exceedance (i.e., impact from the site, natural variation, or an off-site source). When any resample falls within the statistical limit, the initial exceedance is considered to be a false positive result, and no further action is necessary. In cases where intrawell and interwell exceedances are noted and no resamples are collected, the initial exceedance will be considered a confirmed statistically significant increase (SSI).

Trend tests, in addition to interwell prediction limits, are recommended for well/constituent pairs found to have an initial intrawell SSI. Trend analysis will provide for detection of long-term changes and potential facility impacts at a given well in cases where the concentrations at that well remain below the sitewide upgradient limits. Thus, the two-step approach has additional capability to detect long-term changes at downgradient wells compared to interwell methods alone. While a trend may be identified by visual inspection, a quantification of the trend and its significance is needed to identify whether concentrations are statistically significantly increasing, decreasing, or remaining stable over time. The absence of a statistically significant increasing trend indicates that an initial intrawell exceedance is short-term and may be the result of spatial variation rather than facility impact to groundwater. If a facility impact has occurred, it will likely result in additional exceedances in future sampling events. When a statistically significant increasing trend is noted, additional data may be needed to demonstrate that there is reasonable evidence that the initial intrawell statistical exceedance is a result of spatial

variation rather than a result of impact to groundwater quality downgradient of the facility.

**Background Update Summary – Georgia EPD Appendix I and CCR Appendix III Constituents – Conducted in Spring 2026**

Outlier Analysis

Prior to updating background data, Tukey's outlier test and visual screening were used to evaluate data through August/October 2025 at all wells for Appendix I and III constituents tested using intrawell methods and through January/February 2026 on pooled upgradient well data for Appendix III constituents tested using interwell methods.

Tukey's outlier test on data evaluated with intrawell prediction limits identified values for barium, chromium, copper, nickel, pH, silver, sulfate, TDS, thallium, vanadium, and zinc. Previously flagged values were confirmed by Tukey's test and visual screening except for chromium observations at upgradient wells GWA-28 and GWA-29 and downgradient wells GWC-9 and GWC-25, and nickel at downgradient well GWC-9. These previously flagged values were unflagged during this analysis as the observations were either not identified by Tukey's test as outliers or, in the case of chromium at well GWC-25, were only slightly above the respective reporting limits. While not identified by Tukey's test, the lowest value for barium at well GWC-9 was identified visually and flagged as an outlier to reduce variation and construct a statistical limit that is representative of current groundwater quality.

Tukey's outlier test on pooled upgradient well data identified values for calcium, chloride, and fluoride. Previously flagged values were confirmed by Tukey's test and visual screening. Any values identified by Tukey's, but not flagged in the database, appeared representative of remaining concentrations among pooled upgradient data. Although it has no impact on resulting statistical limits, the highest value for calcium at well GWC-25 was flagged as it was several standard deviations above any remaining observations within the record. Tukey's outlier test results for all Appendix III parameters are shown in Figure C.

As mentioned above, flagged data are displayed in a lighter font and as a disconnected symbol on the time series reports, as well as in a lighter font on the accompanying data pages. An updated summary of flagged outliers follows this letter (Figure C).

Mann-Whitney Evaluation

For constituents requiring intrawell prediction limits (all Appendix I constituents and pH, sulfate, and TDS for the Appendix III constituents), the Mann-Whitney (Wilcoxon Rank Sum) test was used to compare the medians of historical data through August 2023, to new compliance samples at each well through August/October 2025 (Figure D). Previously truncated records were also compared to more recent data through August/October 2025. Any records that were truncated during previous updates due to concentrations that were not representative of present-day groundwater quality conditions used curtailed portions of the respective record for comparison with the Mann-Whitney test. Discussions of any truncated records were included in previous background update reports.

If the medians of the two groups are not significantly different at the 99% confidence level, background data are typically updated to include the newer compliance data. Note that the Mann-Whitney did not produce results for well/constituent pairs with no variation among the compliance data (i.e., compliance data were 100% non-detects). The Mann-Whitney test identified statistically significant differences for the following well/constituent pairs:

Appendix I:
Increasing

- Barium: GWC-5, GWC-12, GWC-16, GWC-17, GWC-18, GWC-34, and GWC-35
- Copper: GWC-8
- TDS: GWC-30 and GWC-35
- Zinc: GWC-9

Decreasing

- Barium: GWC-8
- Beryllium: GWC-5 and GWC-13
- Cadmium: GWC-5, GWC-9, GWC-17, and GWC-30
- Cobalt: GWC-8, GWC-17, and GWC-27
- Copper: GWA-29 (upgradient)
- Lead: GWA-1 (upgradient)
- Nickel: GWA-2 and GWA-29 (both upgradient)
- Vanadium: GWC-12
- Zinc: GWA-29 (upgradient)

Appendix III:
Increasing

- Sulfate: GWA-2 (upgradient) and GWC-35
- TDS: GWC-30 and GWC-35

Decreasing

- pH: GWC-9
- TDS: GWC-7

Most of the statistically significant differences for both Appendix I and Appendix III resulted from either reported trace values compared to non-detect results within a given record or the reported concentrations in more recent data were either within the range of or similar to observations earlier in the record; therefore, these records were updated with data through August/October 2025. Exceptions include barium, sulfate, and TDS in downgradient well GWC-35 where an increasing trend was observed among compliance data; therefore, these records were not updated with data through August 2025.

While cobalt at downgradient well GWC-7 was not identified by the Mann-Whitney test with a statistically significant difference between background and compliance data, earlier concentrations in the record are higher than those prior to January 2018; therefore, the earlier portion of the record was truncated to construct statistical limits using relatively stable data that are capable of detecting changes in groundwater quality.

Although upgradient well GWA-3 and downgradient well GWC-31 did not have sufficient compliance data in some cases to be evaluated with the Mann-Whitney test, the available compliance data were all within the range of each record's existing background data. All records for upgradient well GWA-3 and downgradient well GWC-31 were updated through August/October 2025.

A summary of background date ranges for these well/constituent pairs, along with other well/constituent pairs with truncated records, follows this letter. All records for constituents using intrawell methods will be re-evaluated during the next background update as discussed earlier.

<u>Seasonality</u>

Seasonal patterns were observed among wells GWC-7, GWC-8, GWC-9, and GWC-19 for barium, cobalt, nickel, and sulfate, and data were evaluated using the Kruskal-Wallis test to determine whether seasonality is statistically significant at the 95% confidence level (Figure E). When the test identifies seasonality, data are deseasonalized so that the resulting statistical limits will correctly account for the seasonality as a predictable pattern

rather than random variation or a release. This procedure includes subtracting the seasonal mean from each value within a given season and adding the overall mean to each observation. Statistically significant seasonality was identified in the following well/constituent pairs:

- Barium: GWC-9 and GWC-19
- Cobalt: GWC-7, GWC-8, and GWC-9
- Nickel: GWC-8

Therefore, these records are deseasonalized prior to constructing intrawell prediction limits.

Upgradient Well Trend Tests – Interwell

The Sen's Slope/Mann Kendall trend test was used to evaluate data at upgradient wells for each of the parameters tested using interwell prediction limits—boron, calcium, chloride, and fluoride (Appendix III) to identify statistically significant increasing or decreasing trends in background at the 99% confidence level (Figure F). The following statistically significant trends were noted:

Increasing:
- Calcium: GWA-1, GWA-28, and GWA-29
- Chloride: GWA-1

Decreasing:
- Fluoride: GWA-29

Although statistically significant trends were identified when each upgradient well was tested individually, reported measurements for these well/constituent pairs are either within the range of concentrations reported at remaining upgradient wells or truncating the record to reduce the trend would not greatly impact resulting statistical limits; therefore, no adjustments were required. Truncation of upgradient well records to remove trends should be done with caution since the higher concentrations could appear in future years at downgradient wells in the absence of facility impacts.

**Statistical Analysis of Georgia EPD Appendix I Constituents – January/February 2026**

Intrawell limits constructed from carefully screened background data from within each well serve to provide statistical limits that are representative of the background data population, and that will rapidly identify a change in more recent compliance data from within a given well. The most recent sample from the same well is compared to its

respective background. This statistical method removes the element of variation from across wells and eliminates the chance of mistaking spatial variation for a release from the facility.

In cases where downgradient average concentrations are higher than observed upgradient concentrations for a given constituent where intrawell analyses are recommended, the current assumption is that this is due to variation rather than a result of practices at the landfill. Validation of this assumption requires a separate analysis or investigation that is beyond the scope of this data screening study. However, for this site, the pre-waste data support the assumption of variation rather than impacts of the landfill.

Intrawell Prediction Limits

Intrawell prediction limits, combined with a 1-of-2 resample plan, were constructed using all available data through August/October 2025, except for the cases mentioned above, for each well with detections (Figure G). No statistical analyses were required for well/constituent pairs with 100% non-detects. The January/February 2026 compliance data are compared to the intrawell background limits.

In the event of an initial exceedance of compliance well data, the 1-of-2 resample plan allows for collection of an additional sample to determine whether the initial exceedance is confirmed. When the resample confirms the initial exceedance, a statistically significant increase (SSI) is identified, and further research would be required to identify the cause of the exceedance (i.e., impact from the site, natural variation, or an off-site source). If the resample falls within the statistical limit, the initial exceedance is considered to be a false positive result, and no further action is necessary. A summary of the Georgia EPD prediction limits follows this report. Exceedances were noted for the following well/constituent pairs:

- Barium: GWA-2 (upgradient), GWC-6, GWC-20, and GWC-35

The prediction limits for the deseasonalized cases using seasonal cutoff dates of 1/1 and 7/1 are included separately after the rest of the plots. No exceedances were identified for the deseasonalized prediction limits.

Two-Step Approach

Following the two-step analysis procedure, interwell prediction limits were then constructed using pooled upgradient well data through January/February 2026 to evaluate the initial intrawell prediction limit exceedances for the downgradient well/constituent pairs mentioned above (Figure H). No exceedances were identified.

Trend Test Analysis – Appendix I Constituents

Data from downgradient well/constituent pairs for Appendix I constituents found to exceed their respective prediction limit are further evaluated using the Sen's Slope/Mann Kendall trend test at the 99% confidence level along with upgradient wells for the same constituents (Figure I). Upgradient wells are included in the trend analyses for all parameters found to exceed their prediction limit in downgradient wells to identify whether similar patterns exist upgradient of the site. Such patterns are an indication of variability in groundwater unrelated to practices at the site. A summary of the trend test results follows this letter and the following statistically significant trends were identified:

Increasing

- Barium: GWA-4 (upgradient) and GWC-35

Decreasing

- None

**Statistical Analysis of CCR Appendix III Parameters – January/February 2026**

As mentioned above, intrawell limits constructed from carefully screened background data from within each well serve to provide statistical limits that are representative of the background data population, and that will rapidly identify a change in more recent compliance data from within a given well. Interwell prediction limits pool upgradient well data to establish a background limit for an individual constituent. The most recent sample from each downgradient well is compared to the background limit to determine whether apparent exceedances are present.

Background (upgradient) well data used to construct interwell prediction limits were reassessed for potential outliers during this analysis and no new values were flagged among upgradient wells for Appendix III parameters evaluated with interwell prediction limits.

Intrawell Prediction Limits

For sulfate, pH, and TDS, intrawell prediction limits, combined with a 1-of-2 resample plan, were constructed using all historical data through August/October 2025 except for cases mentioned above, (Figure J). Observations from the January/February 2026 sample event from each well, except sulfate and TDS at upgradient well GWA-3 and downgradient well GWC-31, are compared to the background limits to determine whether initial exceedances are present. Exceedances were noted for the following well/constituent pairs:

- Sulfate: GWA-2 (upgradient), GWC-8, and GWC-35
- TDS: GWC-24

Two-Step Approach

Following the two-step analysis procedure, interwell prediction limits were then constructed using pooled upgradient well data January/February 2026 to evaluate the initial intrawell prediction limit exceedances for the downgradient well/constituent pairs mentioned above (Figure K). No exceedances were identified.

Interwell Prediction Limits

For boron, calcium, chloride, and fluoride which are evaluated using all historical upgradient well data through January/February 2026 to construct interwell prediction limits combined with a 1-of-2 resample plan (Figure L). As mentioned above, downgradient well GWC-31 was not sampled for chloride and fluoride during the January/February 2026 event; therefore, no comparisons were made for these well/constituent pairs. The following statistically significant increases were identified:

- Boron: GWC-12, GWC-14, and GWC-35
- Chloride: GWC-14

Trend Test Analysis – Appendix III Constituents

Data from downgradient well/constituent pairs for Appendix III constituents found to exceed their respective prediction limit are further evaluated using the Sen's Slope/Mann Kendall trend test at the 99% confidence level along with upgradient wells for the same constituents (Figure M). As mentioned above, upgradient wells are included in the trend analyses for all parameters found to exceed their prediction limit in downgradient wells to identify whether similar patterns exist upgradient of the site. Such patterns are an indication of variability in groundwater unrelated to practices at the site. A summary of the trend test results follows this letter and the following statistically significant trends were identified:

Increasing
- Chloride: GWA-1 (upgradient)
- Sulfate: GWA-2 (upgradient)

Decreasing
- None

**Summary**

Based on the statistical analyses of the January/February 2026 observations for Appendix I and III constituents, the following prediction limit exceedances were identified:

Appendix I:

- None

Appendix III

- Boron: GWC-12, GWC-14, and GWC-35
- Chloride: GWC-14

Thank you for the opportunity to assist you in the statistical analysis of groundwater quality for Plant Wansley Landfill. If you have any questions or comments, please feel free to contact us.

For Groundwater Stats Consulting,

Abdul Diane
Groundwater Analyst

Andrew T. Collins
Project Manager

# Table of Contents


| | |
|---|---|
| Summary Tables | 15 |
| Figure A. Time Series | 53 |
| Figure B. Box Plots | 335 |
| Figure C. Outlier Summary & Tukey's Outlier Tests | 359 |
| Figure D. Mann-Whitney Test | 548 |
| Figure E. Seasonality Test | 1267 |
| Figure F. Appendix III Trend Tests - Upgradient Wells | 1279 |
| Figure G. Appendix I Intrawell Prediction Limits | 1288 |
| Figure H. Appendix I Interwell Prediction Limits - Two-Step | 1916 |
| Figure I. Appendix I Trend Tests - Prediction Limit Exceedances | 1923 |
| Figure J. Appendix III Intrawell Prediction Limits | 1929 |
| Figure K. Appendix III Interwell Prediction Limits - Two-Step | 2065 |
| Figure L. Appendix III Interwell Prediction Limits | 2072 |
| Figure M. Appendix III Trend Tests - Prediction Limit Exceedances | 2141 |

# Summary Tables

# 100% Non-Detects: Appendix I

Analysis Run 3/23/2026 2:11 PM View: Appendix I - Intrawell
Plant Wansley Client: Southern Company Data: Wansley Landfill

Antimony (mg/L)
GWC-7, GWC-8, GWC-9, GWC-12, GWC-14, GWC-15, GWC-16, GWC-17, GWC-19, GWC-21, GWC-34, GWC-35

Arsenic (mg/L)
GWC-10, GWC-15, GWC-27, GWC-30

Beryllium (mg/L)
GWC-7

Cadmium (mg/L)
GWC-6, GWC-12, GWC-15, GWC-16, GWC-18, GWC-20, GWC-23, GWC-26, GWC-27, GWC-32, GWC-33, GWC-35

Cobalt (mg/L)
GWC-13, GWC-18, GWC-30

Copper (mg/L)
GWC-7, GWC-18, GWC-30, GWC-32

Lead (mg/L)
GWC-6, GWC-14, GWC-32, GWC-35

Nickel (mg/L)
GWC-30

Selenium (mg/L)
GWC-10, GWC-17, GWC-19, GWC-20, GWC-23, GWC-24, GWC-34

Silver (mg/L)
GWC-7, GWC-8, GWC-9, GWC-13, GWC-15, GWC-18, GWC-19, GWC-20, GWC-30, GWC-34, GWC-35

Thallium (mg/L)
GWC-5, GWC-10, GWC-16, GWC-17, GWC-18, GWC-26, GWC-32

Sanitas™ v.10.1.06 Software licensed to Groundwater Stats Consulting. UG



# Date Ranges

Date: 3/12/2026 1:51 PM

Plant Wansley Client: Southern Company Data: Wansley Landfill

Barium (mg/L)
- GWC-14 background:3/30/2016-8/19/2025
- GWC-35 background:9/16/2011-8/18/2021

Cobalt (mg/L)
- GWC-5 background:3/22/2017-8/18/2025
- GWC-7 background:1/23/2018-8/18/2025
- GWC-11 background:1/24/2019-8/18/2025
- GWC-14 background:3/30/2016-8/19/2025

Copper (mg/L)
- GWA-3 background:8/31/2011-8/13/2025
- GWC-10 background:1/25/2016-8/19/2025
- GWC-24 background:7/8/2014-8/14/2025

Nickel (mg/L)
- GWA-3 background:8/31/2011-8/13/2025
- GWC-10 background:1/25/2016-8/19/2025
- GWC-14 background:1/27/2016-8/19/2025
- GWC-24 background:7/8/2014-8/14/2025

Silver (mg/L)
- GWA-3 background:8/31/2011-8/13/2025
- GWC-10 background:1/25/2016-8/19/2025
- GWC-24 background:7/8/2014-8/14/2025

Sulfate (mg/L)
- GWC-5 background:5/2/2017-8/18/2025
- GWC-7 background:9/10/2019-8/18/2025
- GWC-10 background:1/31/2019-8/19/2025
- GWC-12 background:1/25/2019-8/18/2025
- GWC-33 background:8/24/2017-8/19/2025
- GWC-35 background:3/24/2016-8/16/2023

TDS (mg/L)
- GWC-7 background:1/26/2017-8/18/2025
- GWC-35 background:3/24/2016-8/16/2023

Vanadium (mg/L)
- GWA-3 background:8/31/2011-8/13/2025
- GWC-10 background:1/25/2016-8/19/2025
- GWC-24 background:7/8/2014-8/14/2025

Zinc (mg/L)
- GWA-3 background:8/31/2011-8/13/2025
- GWC-10 background:1/25/2016-8/19/2025
- GWC-14 background:1/27/2016-8/19/2025
- GWC-24 background:7/8/2014-8/14/2025

# Welch's t-test/Mann-Whitney - Significant Results

Plant Wansley Client: Southern Company Data: Wansley Landfill Printed 3/31/2026, 5:06 AM

| Constituent | Well | Calc. | 0.01 | Alpha | Sig. | Method |
|---|---|---|---|---|---|---|
| **Barium (mg/L)** | **GWC-5** | **3.032** | **Yes** | **0.01** | **Yes** | **Mann-W** |
| **Barium (mg/L)** | **GWC-8** | **-2.642** | **Yes** | **0.01** | **Yes** | **Mann-W** |
| **Barium (mg/L)** | **GWC-12** | **3.121** | **Yes** | **0.01** | **Yes** | **Mann-W** |
| **Barium (mg/L)** | **GWC-16** | **3.182** | **Yes** | **0.01** | **Yes** | **Mann-W** |
| **Barium (mg/L)** | **GWC-17** | **3.131** | **Yes** | **0.01** | **Yes** | **Mann-W** |
| **Barium (mg/L)** | **GWC-18** | **3.17** | **Yes** | **0.01** | **Yes** | **Mann-W** |
| **Barium (mg/L)** | **GWC-34** | **2.643** | **Yes** | **0.01** | **Yes** | **Mann-W** |
| **Barium (mg/L)** | **GWC-35** | **4.282** | **Yes** | **0.01** | **Yes** | **Mann-W** |
| **Beryllium (mg/L)** | **GWC-5** | **-3.001** | **Yes** | **0.01** | **Yes** | **Mann-W** |
| **Beryllium (mg/L)** | **GWC-13** | **-3.001** | **Yes** | **0.01** | **Yes** | **Mann-W** |
| **Cadmium (mg/L)** | **GWC-5** | **-3.001** | **Yes** | **0.01** | **Yes** | **Mann-W** |
| **Cadmium (mg/L)** | **GWC-9** | **-3.204** | **Yes** | **0.01** | **Yes** | **Mann-W** |
| **Cadmium (mg/L)** | **GWC-17** | **-3.001** | **Yes** | **0.01** | **Yes** | **Mann-W** |
| **Cadmium (mg/L)** | **GWC-30** | **-3.001** | **Yes** | **0.01** | **Yes** | **Mann-W** |
| **Cobalt (mg/L)** | **GWC-8** | **-2.67** | **Yes** | **0.01** | **Yes** | **Mann-W** |
| **Cobalt (mg/L)** | **GWC-17** | **-3.001** | **Yes** | **0.01** | **Yes** | **Mann-W** |
| **Cobalt (mg/L)** | **GWC-27** | **-3.051** | **Yes** | **0.01** | **Yes** | **Mann-W** |
| **Copper (mg/L)** | **GWA-29 (bg)** | **-3.137** | **Yes** | **0.01** | **Yes** | **Mann-W** |
| **Copper (mg/L)** | **GWC-8** | **3.16** | **Yes** | **0.01** | **Yes** | **Mann-W** |
| **Lead (mg/L)** | **GWA-1 (bg)** | **-3.001** | **Yes** | **0.01** | **Yes** | **Mann-W** |
| **Nickel (mg/L)** | **GWA-2 (bg)** | **-2.606** | **Yes** | **0.01** | **Yes** | **Mann-W** |
| **Nickel (mg/L)** | **GWA-29 (bg)** | **-3.224** | **Yes** | **0.01** | **Yes** | **Mann-W** |
| **pH, Field (SU)** | **GWC-9** | **-3.003** | **Yes** | **0.01** | **Yes** | **Mann-W** |
| **Sulfate (mg/L)** | **GWA-2 (bg)** | **3.01** | **Yes** | **0.01** | **Yes** | **Mann-W** |
| **Sulfate (mg/L)** | **GWC-35** | **3.016** | **Yes** | **0.01** | **Yes** | **Mann-W** |
| **TDS (mg/L)** | **GWC-7** | **-2.695** | **Yes** | **0.01** | **Yes** | **Mann-W** |
| **TDS (mg/L)** | **GWC-30** | **2.596** | **Yes** | **0.01** | **Yes** | **Mann-W** |
| **TDS (mg/L)** | **GWC-35** | **3.106** | **Yes** | **0.01** | **Yes** | **Mann-W** |
| **Vanadium (mg/L)** | **GWC-12** | **-2.627** | **Yes** | **0.01** | **Yes** | **Mann-W** |
| **Zinc (mg/L)** | **GWA-29 (bg)** | **-2.77** | **Yes** | **0.01** | **Yes** | **Mann-W** |
| **Zinc (mg/L)** | **GWC-9** | **3.177** | **Yes** | **0.01** | **Yes** | **Mann-W** |

# Welch's t-test/Mann-Whitney - All Results

Plant Wansley Client: Southern Company Data: Wansley Landfill Printed 3/31/2026, 5:06 AM

| Constituent | Well | Calc. | 0.01 | Alpha | Sig. | Method |
|---|---|---|---|---|---|---|
| Antimony (mg/L) | GWA-1 (bg) | 0.2572 | No | 0.01 | No | Mann-W |
| Antimony (mg/L) | GWA-2 (bg) | 0.4301 | No | 0.01 | No | Mann-W |
| Antimony (mg/L) | GWA-28 (bg) | 0.5594 | No | 0.01 | No | Mann-W |
| Antimony (mg/L) | GWA-29 (bg) | 0.6804 | No | 0.01 | No | Mann-W |
| Antimony (mg/L) | GWC-5 | 0.4301 | No | 0.01 | No | Mann-W |
| Antimony (mg/L) | GWC-6 | 0.2572 | No | 0.01 | No | Mann-W |
| Antimony (mg/L) | GWC-10 | 0.6877 | No | 0.01 | No | Mann-W |
| Antimony (mg/L) | GWC-11 | 0.2572 | No | 0.01 | No | Mann-W |
| Antimony (mg/L) | GWC-13 | -0.1673 | No | 0.01 | No | Mann-W |
| Antimony (mg/L) | GWC-18 | 0.2572 | No | 0.01 | No | Mann-W |
| Antimony (mg/L) | GWC-20 | -1.843 | No | 0.01 | No | Mann-W |
| Antimony (mg/L) | GWC-22 | -1.966 | No | 0.01 | No | Mann-W |
| Antimony (mg/L) | GWC-23 | 0.2572 | No | 0.01 | No | Mann-W |
| Antimony (mg/L) | GWC-24 | -0.3369 | No | 0.01 | No | Mann-W |
| Antimony (mg/L) | GWC-25 | 0.2611 | No | 0.01 | No | Mann-W |
| Antimony (mg/L) | GWC-26 | 0.4301 | No | 0.01 | No | Mann-W |
| Antimony (mg/L) | GWC-27 | 0.5594 | No | 0.01 | No | Mann-W |
| Antimony (mg/L) | GWC-30 | 0.5594 | No | 0.01 | No | Mann-W |
| Antimony (mg/L) | GWC-31 | -0.9241 | No | 0.01 | No | Mann-W |
| Antimony (mg/L) | GWC-32 | -1.966 | No | 0.01 | No | Mann-W |
| Antimony (mg/L) | GWC-33 | 0.2611 | No | 0.01 | No | Mann-W |
| Arsenic (mg/L) | GWA-1 (bg) | -1.843 | No | 0.01 | No | Mann-W |
| Arsenic (mg/L) | GWA-2 (bg) | 0.2572 | No | 0.01 | No | Mann-W |
| Arsenic (mg/L) | GWA-4 (bg) | 0.6696 | No | 0.01 | No | Mann-W |
| Arsenic (mg/L) | GWA-28 (bg) | 0.2572 | No | 0.01 | No | Mann-W |
| Arsenic (mg/L) | GWA-29 (bg) | 0.4368 | No | 0.01 | No | Mann-W |
| Arsenic (mg/L) | GWC-5 | 0.2572 | No | 0.01 | No | Mann-W |
| Arsenic (mg/L) | GWC-6 | 0.2572 | No | 0.01 | No | Mann-W |
| Arsenic (mg/L) | GWC-7 | 0.5594 | No | 0.01 | No | Mann-W |
| Arsenic (mg/L) | GWC-8 | 0.6696 | No | 0.01 | No | Mann-W |
| Arsenic (mg/L) | GWC-9 | 0.5342 | No | 0.01 | No | Mann-W |
| Arsenic (mg/L) | GWC-11 | 0.5666 | No | 0.01 | No | Mann-W |
| Arsenic (mg/L) | GWC-12 | 0.7818 | No | 0.01 | No | Mann-W |
| Arsenic (mg/L) | GWC-13 | 0.4301 | No | 0.01 | No | Mann-W |
| Arsenic (mg/L) | GWC-14 | 0.7691 | No | 0.01 | No | Mann-W |
| Arsenic (mg/L) | GWC-16 | 0.2572 | No | 0.01 | No | Mann-W |
| Arsenic (mg/L) | GWC-17 | -1.843 | No | 0.01 | No | Mann-W |
| Arsenic (mg/L) | GWC-18 | 0.4301 | No | 0.01 | No | Mann-W |
| Arsenic (mg/L) | GWC-19 | 0.4301 | No | 0.01 | No | Mann-W |
| Arsenic (mg/L) | GWC-20 | 0.4301 | No | 0.01 | No | Mann-W |
| Arsenic (mg/L) | GWC-21 | 0.4301 | No | 0.01 | No | Mann-W |
| Arsenic (mg/L) | GWC-22 | 0.4301 | No | 0.01 | No | Mann-W |
| Arsenic (mg/L) | GWC-23 | 0.4301 | No | 0.01 | No | Mann-W |
| Arsenic (mg/L) | GWC-24 | 0.3 | No | 0.01 | No | Mann-W |
| Arsenic (mg/L) | GWC-25 | 0.5682 | No | 0.01 | No | Mann-W |
| Arsenic (mg/L) | GWC-26 | 0.2572 | No | 0.01 | No | Mann-W |
| Arsenic (mg/L) | GWC-31 | -0.5305 | No | 0.01 | No | Mann-W |
| Arsenic (mg/L) | GWC-32 | 0.4301 | No | 0.01 | No | Mann-W |
| Arsenic (mg/L) | GWC-33 | 0.2611 | No | 0.01 | No | Mann-W |
| Arsenic (mg/L) | GWC-34 | 0.4301 | No | 0.01 | No | Mann-W |
| Arsenic (mg/L) | GWC-35 | 0.2572 | No | 0.01 | No | Mann-W |
| Barium (mg/L) | GWA-1 (bg) | 1.587 | No | 0.01 | No | Mann-W |
| Barium (mg/L) | GWA-2 (bg) | 0.5281 | No | 0.01 | No | Mann-W |
| Barium (mg/L) | GWA-4 (bg) | 2.465 | No | 0.01 | No | Mann-W |
| Barium (mg/L) | GWA-28 (bg) | 0.2742 | No | 0.01 | No | Mann-W |
| Barium (mg/L) | GWA-29 (bg) | 2.377 | No | 0.01 | No | Mann-W |
| **Barium (mg/L)** | **GWC-5** | **3.032** | **Yes** | **0.01** | **Yes** | **Mann-W** |
| Barium (mg/L) | GWC-6 | 2.384 | No | 0.01 | No | Mann-W |
| Barium (mg/L) | GWC-7 | -2.405 | No | 0.01 | No | Mann-W |
| **Barium (mg/L)** | **GWC-8** | **-2.642** | **Yes** | **0.01** | **Yes** | **Mann-W** |
| Barium (mg/L) | GWC-9 | -2.161 | No | 0.01 | No | Mann-W |
| Barium (mg/L) | GWC-10 | 0.6851 | No | 0.01 | No | Mann-W |
| Barium (mg/L) | GWC-11 | -1.286 | No | 0.01 | No | Mann-W |
| **Barium (mg/L)** | **GWC-12** | **3.121** | **Yes** | **0.01** | **Yes** | **Mann-W** |
| Barium (mg/L) | GWC-13 | 0.6908 | No | 0.01 | No | Mann-W |
| Barium (mg/L) | GWC-14 | 0.7142 | No | 0.01 | No | Mann-W |
| Barium (mg/L) | GWC-15 | 0 | No | 0.01 | No | Mann-W |
| **Barium (mg/L)** | **GWC-16** | **3.182** | **Yes** | **0.01** | **Yes** | **Mann-W** |

# Welch's t-test/Mann-Whitney - All Results

Plant Wansley Client: Southern Company Data: Wansley Landfill Printed 3/31/2026, 5:06 AM

| Constituent | Well | Calc. | 0.01 | Alpha | Sig. | Method |
|---|---|---|---|---|---|---|
| **Barium (mg/L)** | **GWC-17** | **3.131** | **Yes** | **0.01** | **Yes** | **Mann-W** |
| **Barium (mg/L)** | **GWC-18** | **3.17** | **Yes** | **0.01** | **Yes** | **Mann-W** |
| Barium (mg/L) | GWC-19 | 1.357 | No | 0.01 | No | Mann-W |
| Barium (mg/L) | GWC-20 | 2.354 | No | 0.01 | No | Mann-W |
| Barium (mg/L) | GWC-21 | 1.975 | No | 0.01 | No | Mann-W |
| Barium (mg/L) | GWC-22 | 0.7788 | No | 0.01 | No | Mann-W |
| Barium (mg/L) | GWC-23 | -1.238 | No | 0.01 | No | Mann-W |
| Barium (mg/L) | GWC-24 | 1.238 | No | 0.01 | No | Mann-W |
| Barium (mg/L) | GWC-25 | -1.126 | No | 0.01 | No | Mann-W |
| Barium (mg/L) | GWC-26 | 2.532 | No | 0.01 | No | Mann-W |
| Barium (mg/L) | GWC-27 | 0.8356 | No | 0.01 | No | Mann-W |
| Barium (mg/L) | GWC-30 | 1.454 | No | 0.01 | No | Mann-W |
| Barium (mg/L) | GWC-31 | -1.767 | No | 0.01 | No | Mann-W |
| Barium (mg/L) | GWC-32 | -1.682 | No | 0.01 | No | Mann-W |
| Barium (mg/L) | GWC-33 | -1.542 | No | 0.01 | No | Mann-W |
| **Barium (mg/L)** | **GWC-34** | **2.643** | **Yes** | **0.01** | **Yes** | **Mann-W** |
| **Barium (mg/L)** | **GWC-35** | **4.282** | **Yes** | **0.01** | **Yes** | **Mann-W** |
| Beryllium (mg/L) | GWA-1 (bg) | 0.7692 | No | 0.01 | No | Mann-W |
| Beryllium (mg/L) | GWA-2 (bg) | 0.5594 | No | 0.01 | No | Mann-W |
| Beryllium (mg/L) | GWA-28 (bg) | -0.4805 | No | 0.01 | No | Mann-W |
| Beryllium (mg/L) | GWA-29 (bg) | -1.725 | No | 0.01 | No | Mann-W |
| **Beryllium (mg/L)** | **GWC-5** | **-3.001** | **Yes** | **0.01** | **Yes** | **Mann-W** |
| Beryllium (mg/L) | GWC-6 | 0.2572 | No | 0.01 | No | Mann-W |
| Beryllium (mg/L) | GWC-8 | 0.4301 | No | 0.01 | No | Mann-W |
| Beryllium (mg/L) | GWC-9 | -1.544 | No | 0.01 | No | Mann-W |
| Beryllium (mg/L) | GWC-10 | -2.502 | No | 0.01 | No | Mann-W |
| Beryllium (mg/L) | GWC-11 | -0.8928 | No | 0.01 | No | Mann-W |
| Beryllium (mg/L) | GWC-12 | -1.271 | No | 0.01 | No | Mann-W |
| **Beryllium (mg/L)** | **GWC-13** | **-3.001** | **Yes** | **0.01** | **Yes** | **Mann-W** |
| Beryllium (mg/L) | GWC-14 | -1.706 | No | 0.01 | No | Mann-W |
| Beryllium (mg/L) | GWC-15 | -1.843 | No | 0.01 | No | Mann-W |
| Beryllium (mg/L) | GWC-16 | 0.4301 | No | 0.01 | No | Mann-W |
| Beryllium (mg/L) | GWC-17 | 0.2572 | No | 0.01 | No | Mann-W |
| Beryllium (mg/L) | GWC-18 | 0.2572 | No | 0.01 | No | Mann-W |
| Beryllium (mg/L) | GWC-19 | -1.027 | No | 0.01 | No | Mann-W |
| Beryllium (mg/L) | GWC-20 | 0.2572 | No | 0.01 | No | Mann-W |
| Beryllium (mg/L) | GWC-21 | 0.4301 | No | 0.01 | No | Mann-W |
| Beryllium (mg/L) | GWC-22 | 0.5594 | No | 0.01 | No | Mann-W |
| Beryllium (mg/L) | GWC-23 | 0.4301 | No | 0.01 | No | Mann-W |
| Beryllium (mg/L) | GWC-24 | 1.027 | No | 0.01 | No | Mann-W |
| Beryllium (mg/L) | GWC-25 | 0.4368 | No | 0.01 | No | Mann-W |
| Beryllium (mg/L) | GWC-26 | 0.4301 | No | 0.01 | No | Mann-W |
| Beryllium (mg/L) | GWC-27 | 0.2618 | No | 0.01 | No | Mann-W |
| Beryllium (mg/L) | GWC-30 | 0.2572 | No | 0.01 | No | Mann-W |
| Beryllium (mg/L) | GWC-31 | -2.269 | No | 0.01 | No | Mann-W |
| Beryllium (mg/L) | GWC-32 | -0.6281 | No | 0.01 | No | Mann-W |
| Beryllium (mg/L) | GWC-33 | -1.269 | No | 0.01 | No | Mann-W |
| Beryllium (mg/L) | GWC-34 | 0.6696 | No | 0.01 | No | Mann-W |
| Beryllium (mg/L) | GWC-35 | 0.6697 | No | 0.01 | No | Mann-W |
| Cadmium (mg/L) | GWA-1 (bg) | 0.4301 | No | 0.01 | No | Mann-W |
| Cadmium (mg/L) | GWA-28 (bg) | 0.2572 | No | 0.01 | No | Mann-W |
| Cadmium (mg/L) | GWA-29 (bg) | 0.4368 | No | 0.01 | No | Mann-W |
| **Cadmium (mg/L)** | **GWC-5** | **-3.001** | **Yes** | **0.01** | **Yes** | **Mann-W** |
| Cadmium (mg/L) | GWC-7 | 0.2572 | No | 0.01 | No | Mann-W |
| Cadmium (mg/L) | GWC-8 | 0.2572 | No | 0.01 | No | Mann-W |
| **Cadmium (mg/L)** | **GWC-9** | **-3.204** | **Yes** | **0.01** | **Yes** | **Mann-W** |
| Cadmium (mg/L) | GWC-10 | -2.502 | No | 0.01 | No | Mann-W |
| Cadmium (mg/L) | GWC-11 | -0.2543 | No | 0.01 | No | Mann-W |
| Cadmium (mg/L) | GWC-13 | -1.843 | No | 0.01 | No | Mann-W |
| Cadmium (mg/L) | GWC-14 | -1.617 | No | 0.01 | No | Mann-W |
| **Cadmium (mg/L)** | **GWC-17** | **-3.001** | **Yes** | **0.01** | **Yes** | **Mann-W** |
| Cadmium (mg/L) | GWC-19 | -0.4287 | No | 0.01 | No | Mann-W |
| Cadmium (mg/L) | GWC-21 | -0.4572 | No | 0.01 | No | Mann-W |
| Cadmium (mg/L) | GWC-22 | -0.85 | No | 0.01 | No | Mann-W |
| Cadmium (mg/L) | GWC-24 | 0.1794 | No | 0.01 | No | Mann-W |
| Cadmium (mg/L) | GWC-25 | 0.2611 | No | 0.01 | No | Mann-W |
| **Cadmium (mg/L)** | **GWC-30** | **-3.001** | **Yes** | **0.01** | **Yes** | **Mann-W** |
| Cadmium (mg/L) | GWC-31 | -1.667 | No | 0.01 | No | Mann-W |

# Welch's t-test/Mann-Whitney - All Results

Plant Wansley Client: Southern Company Data: Wansley Landfill Printed 3/31/2026, 5:06 AM

| Constituent | Well | Calc. | 0.01 | Alpha | Sig. | Method |
|---|---|---|---|---|---|---|
| Cadmium (mg/L) | GWC-34 | -1.271 | No | 0.01 | No | Mann-W |
| Chromium (mg/L) | GWA-1 (bg) | 0.6696 | No | 0.01 | No | Mann-W |
| Chromium (mg/L) | GWA-2 (bg) | 0.7692 | No | 0.01 | No | Mann-W |
| Chromium (mg/L) | GWA-4 (bg) | 0.6697 | No | 0.01 | No | Mann-W |
| Chromium (mg/L) | GWA-28 (bg) | 0.6682 | No | 0.01 | No | Mann-W |
| Chromium (mg/L) | GWA-29 (bg) | 0.5815 | No | 0.01 | No | Mann-W |
| Chromium (mg/L) | GWC-5 | -2.008 | No | 0.01 | No | Mann-W |
| Chromium (mg/L) | GWC-6 | 0.6696 | No | 0.01 | No | Mann-W |
| Chromium (mg/L) | GWC-7 | 0.5594 | No | 0.01 | No | Mann-W |
| Chromium (mg/L) | GWC-8 | 0.6696 | No | 0.01 | No | Mann-W |
| Chromium (mg/L) | GWC-9 | -1.466 | No | 0.01 | No | Mann-W |
| Chromium (mg/L) | GWC-10 | 0.828 | No | 0.01 | No | Mann-W |
| Chromium (mg/L) | GWC-11 | 0.8592 | No | 0.01 | No | Mann-W |
| Chromium (mg/L) | GWC-12 | 0.6696 | No | 0.01 | No | Mann-W |
| Chromium (mg/L) | GWC-13 | 0.6696 | No | 0.01 | No | Mann-W |
| Chromium (mg/L) | GWC-14 | 0.5594 | No | 0.01 | No | Mann-W |
| Chromium (mg/L) | GWC-15 | 0.4301 | No | 0.01 | No | Mann-W |
| Chromium (mg/L) | GWC-16 | -1.077 | No | 0.01 | No | Mann-W |
| Chromium (mg/L) | GWC-17 | 0.5595 | No | 0.01 | No | Mann-W |
| Chromium (mg/L) | GWC-18 | 0.6697 | No | 0.01 | No | Mann-W |
| Chromium (mg/L) | GWC-19 | 0.5594 | No | 0.01 | No | Mann-W |
| Chromium (mg/L) | GWC-20 | 0.8617 | No | 0.01 | No | Mann-W |
| Chromium (mg/L) | GWC-21 | 0.6696 | No | 0.01 | No | Mann-W |
| Chromium (mg/L) | GWC-22 | -0.7555 | No | 0.01 | No | Mann-W |
| Chromium (mg/L) | GWC-23 | 1.034 | No | 0.01 | No | Mann-W |
| Chromium (mg/L) | GWC-24 | 0.791 | No | 0.01 | No | Mann-W |
| Chromium (mg/L) | GWC-25 | 0.9881 | No | 0.01 | No | Mann-W |
| Chromium (mg/L) | GWC-26 | 0.6697 | No | 0.01 | No | Mann-W |
| Chromium (mg/L) | GWC-27 | -1.161 | No | 0.01 | No | Mann-W |
| Chromium (mg/L) | GWC-30 | 0.7691 | No | 0.01 | No | Mann-W |
| Chromium (mg/L) | GWC-31 | -0.5295 | No | 0.01 | No | Mann-W |
| Chromium (mg/L) | GWC-32 | -1.043 | No | 0.01 | No | Mann-W |
| Chromium (mg/L) | GWC-33 | -1.95 | No | 0.01 | No | Mann-W |
| Chromium (mg/L) | GWC-34 | 0.5594 | No | 0.01 | No | Mann-W |
| Chromium (mg/L) | GWC-35 | 0.5594 | No | 0.01 | No | Mann-W |
| Cobalt (mg/L) | GWA-1 (bg) | -1.434 | No | 0.01 | No | Mann-W |
| Cobalt (mg/L) | GWA-2 (bg) | 1.356 | No | 0.01 | No | Mann-W |
| Cobalt (mg/L) | GWA-4 (bg) | -2.427 | No | 0.01 | No | Mann-W |
| Cobalt (mg/L) | GWA-29 (bg) | 0.4368 | No | 0.01 | No | Mann-W |
| Cobalt (mg/L) | GWC-5 | -1.703 | No | 0.01 | No | Mann-W |
| Cobalt (mg/L) | GWC-6 | -1.062 | No | 0.01 | No | Mann-W |
| Cobalt (mg/L) | GWC-7 | -1.862 | No | 0.01 | No | Mann-W |
| **Cobalt (mg/L)** | **GWC-8** | **-2.67** | **Yes** | **0.01** | **Yes** | **Mann-W** |
| Cobalt (mg/L) | GWC-9 | -0.4649 | No | 0.01 | No | Mann-W |
| Cobalt (mg/L) | GWC-10 | -0.8198 | No | 0.01 | No | Mann-W |
| Cobalt (mg/L) | GWC-11 | 0.7206 | No | 0.01 | No | Mann-W |
| Cobalt (mg/L) | GWC-12 | -1.154 | No | 0.01 | No | Mann-W |
| Cobalt (mg/L) | GWC-14 | 1.264 | No | 0.01 | No | Mann-W |
| Cobalt (mg/L) | GWC-15 | 0.1154 | No | 0.01 | No | Mann-W |
| Cobalt (mg/L) | GWC-16 | 0.2611 | No | 0.01 | No | Mann-W |
| **Cobalt (mg/L)** | **GWC-17** | **-3.001** | **Yes** | **0.01** | **Yes** | **Mann-W** |
| Cobalt (mg/L) | GWC-19 | -0.8711 | No | 0.01 | No | Mann-W |
| Cobalt (mg/L) | GWC-20 | -1.768 | No | 0.01 | No | Mann-W |
| Cobalt (mg/L) | GWC-21 | -0.8114 | No | 0.01 | No | Mann-W |
| Cobalt (mg/L) | GWC-22 | 0.4301 | No | 0.01 | No | Mann-W |
| Cobalt (mg/L) | GWC-23 | 1.41 | No | 0.01 | No | Mann-W |
| Cobalt (mg/L) | GWC-24 | 0.4752 | No | 0.01 | No | Mann-W |
| Cobalt (mg/L) | GWC-25 | -1.492 | No | 0.01 | No | Mann-W |
| Cobalt (mg/L) | GWC-26 | 0.9497 | No | 0.01 | No | Mann-W |
| **Cobalt (mg/L)** | **GWC-27** | **-3.051** | **Yes** | **0.01** | **Yes** | **Mann-W** |
| Cobalt (mg/L) | GWC-31 | 0.8398 | No | 0.01 | No | Mann-W |
| Cobalt (mg/L) | GWC-32 | 1.356 | No | 0.01 | No | Mann-W |
| Cobalt (mg/L) | GWC-33 | 2.347 | No | 0.01 | No | Mann-W |
| Cobalt (mg/L) | GWC-34 | 0.4368 | No | 0.01 | No | Mann-W |
| Cobalt (mg/L) | GWC-35 | -1.409 | No | 0.01 | No | Mann-W |
| Copper (mg/L) | GWA-2 (bg) | 1.064 | No | 0.01 | No | Mann-W |
| Copper (mg/L) | GWA-28 (bg) | 0.2835 | No | 0.01 | No | Mann-W |
| **Copper (mg/L)** | **GWA-29 (bg)** | **-3.137** | **Yes** | **0.01** | **Yes** | **Mann-W** |

# Welch's t-test/Mann-Whitney - All Results

Plant Wansley Client: Southern Company Data: Wansley Landfill Printed 3/31/2026, 5:06 AM

| Constituent | Well | Calc. | 0.01 | Alpha | Sig. | Method |
|---|---|---|---|---|---|---|
| Copper (mg/L) | GWC-5 | -2.074 | No | 0.01 | No | Mann-W |
| Copper (mg/L) | GWC-6 | -0.06788 | No | 0.01 | No | Mann-W |
| **Copper (mg/L)** | **GWC-8** | **3.16** | **Yes** | **0.01** | **Yes** | **Mann-W** |
| Copper (mg/L) | GWC-9 | -1.91 | No | 0.01 | No | Mann-W |
| Copper (mg/L) | GWC-10 | 0.228 | No | 0.01 | No | Mann-W |
| Copper (mg/L) | GWC-11 | 0.3471 | No | 0.01 | No | Mann-W |
| Copper (mg/L) | GWC-12 | 0.2835 | No | 0.01 | No | Mann-W |
| Copper (mg/L) | GWC-13 | -0.06788 | No | 0.01 | No | Mann-W |
| Copper (mg/L) | GWC-14 | -0.9607 | No | 0.01 | No | Mann-W |
| Copper (mg/L) | GWC-15 | -0.4725 | No | 0.01 | No | Mann-W |
| Copper (mg/L) | GWC-16 | 0.2835 | No | 0.01 | No | Mann-W |
| Copper (mg/L) | GWC-17 | 0.4752 | No | 0.01 | No | Mann-W |
| Copper (mg/L) | GWC-19 | 0.2835 | No | 0.01 | No | Mann-W |
| Copper (mg/L) | GWC-20 | -1.493 | No | 0.01 | No | Mann-W |
| Copper (mg/L) | GWC-21 | 0.2835 | No | 0.01 | No | Mann-W |
| Copper (mg/L) | GWC-22 | -0.06788 | No | 0.01 | No | Mann-W |
| Copper (mg/L) | GWC-23 | 0.8564 | No | 0.01 | No | Mann-W |
| Copper (mg/L) | GWC-24 | 0.5068 | No | 0.01 | No | Mann-W |
| Copper (mg/L) | GWC-25 | -0.5709 | No | 0.01 | No | Mann-W |
| Copper (mg/L) | GWC-26 | 0.4332 | No | 0.01 | No | Mann-W |
| Copper (mg/L) | GWC-27 | 0.6316 | No | 0.01 | No | Mann-W |
| Copper (mg/L) | GWC-31 | -1.259 | No | 0.01 | No | Mann-W |
| Copper (mg/L) | GWC-33 | 0.4842 | No | 0.01 | No | Mann-W |
| Copper (mg/L) | GWC-34 | 2.037 | No | 0.01 | No | Mann-W |
| Copper (mg/L) | GWC-35 | 0.8564 | No | 0.01 | No | Mann-W |
| **Lead (mg/L)** | **GWA-1 (bg)** | **-3.001** | **Yes** | **0.01** | **Yes** | **Mann-W** |
| Lead (mg/L) | GWA-2 (bg) | 1.983 | No | 0.01 | No | Mann-W |
| Lead (mg/L) | GWA-4 (bg) | 0.2572 | No | 0.01 | No | Mann-W |
| Lead (mg/L) | GWA-28 (bg) | 0.2572 | No | 0.01 | No | Mann-W |
| Lead (mg/L) | GWA-29 (bg) | -0.5335 | No | 0.01 | No | Mann-W |
| Lead (mg/L) | GWC-5 | 0.2572 | No | 0.01 | No | Mann-W |
| Lead (mg/L) | GWC-7 | 0.2572 | No | 0.01 | No | Mann-W |
| Lead (mg/L) | GWC-8 | 0.5594 | No | 0.01 | No | Mann-W |
| Lead (mg/L) | GWC-9 | 0.2572 | No | 0.01 | No | Mann-W |
| Lead (mg/L) | GWC-10 | 0.3202 | No | 0.01 | No | Mann-W |
| Lead (mg/L) | GWC-11 | 1.795 | No | 0.01 | No | Mann-W |
| Lead (mg/L) | GWC-12 | 0.2572 | No | 0.01 | No | Mann-W |
| Lead (mg/L) | GWC-13 | 0.2572 | No | 0.01 | No | Mann-W |
| Lead (mg/L) | GWC-15 | 0.4301 | No | 0.01 | No | Mann-W |
| Lead (mg/L) | GWC-16 | 0.2572 | No | 0.01 | No | Mann-W |
| Lead (mg/L) | GWC-17 | 0.4301 | No | 0.01 | No | Mann-W |
| Lead (mg/L) | GWC-18 | 0.4368 | No | 0.01 | No | Mann-W |
| Lead (mg/L) | GWC-19 | 1.574 | No | 0.01 | No | Mann-W |
| Lead (mg/L) | GWC-20 | 0.4303 | No | 0.01 | No | Mann-W |
| Lead (mg/L) | GWC-21 | 0.5594 | No | 0.01 | No | Mann-W |
| Lead (mg/L) | GWC-22 | 0.4301 | No | 0.01 | No | Mann-W |
| Lead (mg/L) | GWC-23 | -0.6073 | No | 0.01 | No | Mann-W |
| Lead (mg/L) | GWC-24 | -0.9234 | No | 0.01 | No | Mann-W |
| Lead (mg/L) | GWC-25 | 0.8916 | No | 0.01 | No | Mann-W |
| Lead (mg/L) | GWC-26 | 0.1526 | No | 0.01 | No | Mann-W |
| Lead (mg/L) | GWC-27 | 0.7691 | No | 0.01 | No | Mann-W |
| Lead (mg/L) | GWC-30 | 0.2572 | No | 0.01 | No | Mann-W |
| Lead (mg/L) | GWC-31 | 0.0879 | No | 0.01 | No | Mann-W |
| Lead (mg/L) | GWC-33 | 0.6806 | No | 0.01 | No | Mann-W |
| Lead (mg/L) | GWC-34 | 0.4301 | No | 0.01 | No | Mann-W |
| Mercury (mg/L) | GWA-1 (bg) | 0.4301 | No | 0.01 | No | Mann-W |
| Mercury (mg/L) | GWA-2 (bg) | 0.4301 | No | 0.01 | No | Mann-W |
| Mercury (mg/L) | GWA-4 (bg) | 0.4301 | No | 0.01 | No | Mann-W |
| Mercury (mg/L) | GWA-28 (bg) | 0.4301 | No | 0.01 | No | Mann-W |
| Mercury (mg/L) | GWA-29 (bg) | -0.06239 | No | 0.01 | No | Mann-W |
| Mercury (mg/L) | GWC-5 | 0.2572 | No | 0.01 | No | Mann-W |
| Mercury (mg/L) | GWC-6 | 0.4301 | No | 0.01 | No | Mann-W |
| Mercury (mg/L) | GWC-7 | 0.2572 | No | 0.01 | No | Mann-W |
| Mercury (mg/L) | GWC-8 | 0.3077 | No | 0.01 | No | Mann-W |
| Mercury (mg/L) | GWC-9 | 0.5594 | No | 0.01 | No | Mann-W |
| Mercury (mg/L) | GWC-10 | 0.5259 | No | 0.01 | No | Mann-W |
| Mercury (mg/L) | GWC-11 | 0.4301 | No | 0.01 | No | Mann-W |
| Mercury (mg/L) | GWC-12 | 0.2572 | No | 0.01 | No | Mann-W |

# Welch's t-test/Mann-Whitney - All Results

Plant Wansley Client: Southern Company Data: Wansley Landfill Printed 3/31/2026, 5:06 AM

| Constituent | Well | Calc. | 0.01 | Alpha | Sig. | Method |
|---|---|---|---|---|---|---|
| Mercury (mg/L) | GWC-13 | 0.4301 | No | 0.01 | No | Mann-W |
| Mercury (mg/L) | GWC-14 | 0.5529 | No | 0.01 | No | Mann-W |
| Mercury (mg/L) | GWC-15 | 0.4301 | No | 0.01 | No | Mann-W |
| Mercury (mg/L) | GWC-16 | 0.4301 | No | 0.01 | No | Mann-W |
| Mercury (mg/L) | GWC-17 | -0.06145 | No | 0.01 | No | Mann-W |
| Mercury (mg/L) | GWC-18 | 0.4301 | No | 0.01 | No | Mann-W |
| Mercury (mg/L) | GWC-19 | 0.4301 | No | 0.01 | No | Mann-W |
| Mercury (mg/L) | GWC-20 | 0.4301 | No | 0.01 | No | Mann-W |
| Mercury (mg/L) | GWC-21 | 0.6696 | No | 0.01 | No | Mann-W |
| Mercury (mg/L) | GWC-22 | 0.4301 | No | 0.01 | No | Mann-W |
| Mercury (mg/L) | GWC-23 | 0.2572 | No | 0.01 | No | Mann-W |
| Mercury (mg/L) | GWC-24 | 0.3 | No | 0.01 | No | Mann-W |
| Mercury (mg/L) | GWC-25 | 0.2611 | No | 0.01 | No | Mann-W |
| Mercury (mg/L) | GWC-26 | 0.4301 | No | 0.01 | No | Mann-W |
| Mercury (mg/L) | GWC-27 | -1.271 | No | 0.01 | No | Mann-W |
| Mercury (mg/L) | GWC-30 | 0.5594 | No | 0.01 | No | Mann-W |
| Mercury (mg/L) | GWC-31 | 0.4667 | No | 0.01 | No | Mann-W |
| Mercury (mg/L) | GWC-32 | 0.2572 | No | 0.01 | No | Mann-W |
| Mercury (mg/L) | GWC-33 | 0.2611 | No | 0.01 | No | Mann-W |
| Mercury (mg/L) | GWC-34 | 0.5594 | No | 0.01 | No | Mann-W |
| Mercury (mg/L) | GWC-35 | 0.2572 | No | 0.01 | No | Mann-W |
| Nickel (mg/L) | GWA-1 (bg) | -1.978 | No | 0.01 | No | Mann-W |
| **Nickel (mg/L)** | **GWA-2 (bg)** | **-2.606** | **Yes** | **0.01** | **Yes** | **Mann-W** |
| Nickel (mg/L) | GWA-4 (bg) | -1.082 | No | 0.01 | No | Mann-W |
| Nickel (mg/L) | GWA-28 (bg) | 0.9623 | No | 0.01 | No | Mann-W |
| **Nickel (mg/L)** | **GWA-29 (bg)** | **-3.224** | **Yes** | **0.01** | **Yes** | **Mann-W** |
| Nickel (mg/L) | GWC-5 | 0.1426 | No | 0.01 | No | Mann-W |
| Nickel (mg/L) | GWC-6 | 1.282 | No | 0.01 | No | Mann-W |
| Nickel (mg/L) | GWC-7 | -0.942 | No | 0.01 | No | Mann-W |
| Nickel (mg/L) | GWC-8 | -0.3846 | No | 0.01 | No | Mann-W |
| Nickel (mg/L) | GWC-9 | 1.475 | No | 0.01 | No | Mann-W |
| Nickel (mg/L) | GWC-10 | -0.04487 | No | 0.01 | No | Mann-W |
| Nickel (mg/L) | GWC-11 | -0.7932 | No | 0.01 | No | Mann-W |
| Nickel (mg/L) | GWC-12 | 0.6196 | No | 0.01 | No | Mann-W |
| Nickel (mg/L) | GWC-13 | 0.03592 | No | 0.01 | No | Mann-W |
| Nickel (mg/L) | GWC-14 | 1.927 | No | 0.01 | No | Mann-W |
| Nickel (mg/L) | GWC-15 | 0.4752 | No | 0.01 | No | Mann-W |
| Nickel (mg/L) | GWC-16 | -0.9915 | No | 0.01 | No | Mann-W |
| Nickel (mg/L) | GWC-17 | 0.7438 | No | 0.01 | No | Mann-W |
| Nickel (mg/L) | GWC-18 | -2.299 | No | 0.01 | No | Mann-W |
| Nickel (mg/L) | GWC-19 | -1.026 | No | 0.01 | No | Mann-W |
| Nickel (mg/L) | GWC-20 | -2.429 | No | 0.01 | No | Mann-W |
| Nickel (mg/L) | GWC-21 | -0.7735 | No | 0.01 | No | Mann-W |
| Nickel (mg/L) | GWC-22 | -1.07 | No | 0.01 | No | Mann-W |
| Nickel (mg/L) | GWC-23 | 1.063 | No | 0.01 | No | Mann-W |
| Nickel (mg/L) | GWC-24 | 0.9762 | No | 0.01 | No | Mann-W |
| Nickel (mg/L) | GWC-25 | 0.05908 | No | 0.01 | No | Mann-W |
| Nickel (mg/L) | GWC-26 | -1.313 | No | 0.01 | No | Mann-W |
| Nickel (mg/L) | GWC-27 | 0.6196 | No | 0.01 | No | Mann-W |
| Nickel (mg/L) | GWC-31 | -1.217 | No | 0.01 | No | Mann-W |
| Nickel (mg/L) | GWC-32 | 1.161 | No | 0.01 | No | Mann-W |
| Nickel (mg/L) | GWC-33 | 1.087 | No | 0.01 | No | Mann-W |
| Nickel (mg/L) | GWC-34 | -1.408 | No | 0.01 | No | Mann-W |
| Nickel (mg/L) | GWC-35 | 0.6569 | No | 0.01 | No | Mann-W |
| pH, Field (SU) | GWA-1 (bg) | -0.6645 | No | 0.01 | No | Mann-W |
| pH, Field (SU) | GWA-2 (bg) | -0.8232 | No | 0.01 | No | Mann-W |
| pH, Field (SU) | GWA-4 (bg) | 0.3615 | No | 0.01 | No | Mann-W |
| pH, Field (SU) | GWA-28 (bg) | 0.4748 | No | 0.01 | No | Mann-W |
| pH, Field (SU) | GWA-29 (bg) | -1.471 | No | 0.01 | No | Mann-W |
| pH, Field (SU) | GWC-5 | -1.348 | No | 0.01 | No | Mann-W |
| pH, Field (SU) | GWC-6 | -1.446 | No | 0.01 | No | Mann-W |
| pH, Field (SU) | GWC-7 | 2.465 | No | 0.01 | No | Mann-W |
| pH, Field (SU) | GWC-8 | -2.447 | No | 0.01 | No | Mann-W |
| **pH, Field (SU)** | **GWC-9** | **-3.003** | **Yes** | **0.01** | **Yes** | **Mann-W** |
| pH, Field (SU) | GWC-10 | -1.298 | No | 0.01 | No | Mann-W |
| pH, Field (SU) | GWC-11 | 0.4107 | No | 0.01 | No | Mann-W |
| pH, Field (SU) | GWC-12 | 0.5601 | No | 0.01 | No | Mann-W |
| pH, Field (SU) | GWC-13 | -0.05569 | No | 0.01 | No | Mann-W |

# Welch's t-test/Mann-Whitney - All Results

Plant Wansley Client: Southern Company Data: Wansley Landfill Printed 3/31/2026, 5:06 AM

| Constituent | Well | Calc. | 0.01 | Alpha | Sig. | Method |
|---|---|---|---|---|---|---|
| pH, Field (SU) | GWC-14 | 0.4577 | No | 0.01 | No | Mann-W |
| pH, Field (SU) | GWC-15 | -0.472 | No | 0.01 | No | Mann-W |
| pH, Field (SU) | GWC-16 | 0.1973 | No | 0.01 | No | Mann-W |
| pH, Field (SU) | GWC-17 | -2.443 | No | 0.01 | No | Mann-W |
| pH, Field (SU) | GWC-18 | -2.019 | No | 0.01 | No | Mann-W |
| pH, Field (SU) | GWC-19 | -1.741 | No | 0.01 | No | Mann-W |
| pH, Field (SU) | GWC-20 | 0.06569 | No | 0.01 | No | Mann-W |
| pH, Field (SU) | GWC-21 | 0.2956 | No | 0.01 | No | Mann-W |
| pH, Field (SU) | GWC-22 | 0.1899 | No | 0.01 | No | Mann-W |
| pH, Field (SU) | GWC-23 | -1.545 | No | 0.01 | No | Mann-W |
| pH, Field (SU) | GWC-24 | -0.64 | No | 0.01 | No | Mann-W |
| pH, Field (SU) | GWC-25 | 0.7369 | No | 0.01 | No | Mann-W |
| pH, Field (SU) | GWC-26 | -0.691 | No | 0.01 | No | Mann-W |
| pH, Field (SU) | GWC-27 | -1.488 | No | 0.01 | No | Mann-W |
| pH, Field (SU) | GWC-30 | 0.2215 | No | 0.01 | No | Mann-W |
| pH, Field (SU) | GWC-31 | 0.08355 | No | 0.01 | No | Mann-W |
| pH, Field (SU) | GWC-32 | -0.3075 | No | 0.01 | No | Mann-W |
| pH, Field (SU) | GWC-33 | -0.9808 | No | 0.01 | No | Mann-W |
| pH, Field (SU) | GWC-34 | 0.1973 | No | 0.01 | No | Mann-W |
| pH, Field (SU) | GWC-35 | -1.358 | No | 0.01 | No | Mann-W |
| Selenium (mg/L) | GWA-1 (bg) | 0.2572 | No | 0.01 | No | Mann-W |
| Selenium (mg/L) | GWA-4 (bg) | 0.2572 | No | 0.01 | No | Mann-W |
| Selenium (mg/L) | GWA-28 (bg) | 0.4301 | No | 0.01 | No | Mann-W |
| Selenium (mg/L) | GWA-29 (bg) | 0.6804 | No | 0.01 | No | Mann-W |
| Selenium (mg/L) | GWC-5 | 0.4301 | No | 0.01 | No | Mann-W |
| Selenium (mg/L) | GWC-6 | 0.4301 | No | 0.01 | No | Mann-W |
| Selenium (mg/L) | GWC-7 | 0.2572 | No | 0.01 | No | Mann-W |
| Selenium (mg/L) | GWC-8 | 0.6696 | No | 0.01 | No | Mann-W |
| Selenium (mg/L) | GWC-9 | 0.6804 | No | 0.01 | No | Mann-W |
| Selenium (mg/L) | GWC-11 | 0.6696 | No | 0.01 | No | Mann-W |
| Selenium (mg/L) | GWC-12 | 0.2572 | No | 0.01 | No | Mann-W |
| Selenium (mg/L) | GWC-13 | 0.2572 | No | 0.01 | No | Mann-W |
| Selenium (mg/L) | GWC-14 | -0.7449 | No | 0.01 | No | Mann-W |
| Selenium (mg/L) | GWC-15 | 0.2572 | No | 0.01 | No | Mann-W |
| Selenium (mg/L) | GWC-16 | 0.2572 | No | 0.01 | No | Mann-W |
| Selenium (mg/L) | GWC-18 | 0.2572 | No | 0.01 | No | Mann-W |
| Selenium (mg/L) | GWC-21 | 0.2572 | No | 0.01 | No | Mann-W |
| Selenium (mg/L) | GWC-22 | 0.2572 | No | 0.01 | No | Mann-W |
| Selenium (mg/L) | GWC-25 | 0.2611 | No | 0.01 | No | Mann-W |
| Selenium (mg/L) | GWC-26 | 0.4301 | No | 0.01 | No | Mann-W |
| Selenium (mg/L) | GWC-27 | 0.2572 | No | 0.01 | No | Mann-W |
| Selenium (mg/L) | GWC-30 | 0.5594 | No | 0.01 | No | Mann-W |
| Selenium (mg/L) | GWC-31 | 0.943 | No | 0.01 | No | Mann-W |
| Selenium (mg/L) | GWC-32 | 0.2572 | No | 0.01 | No | Mann-W |
| Selenium (mg/L) | GWC-33 | 0.7819 | No | 0.01 | No | Mann-W |
| Selenium (mg/L) | GWC-35 | 0.2572 | No | 0.01 | No | Mann-W |
| Silver (mg/L) | GWA-29 (bg) | 0 | No | 0.01 | No | Mann-W |
| Silver (mg/L) | GWC-5 | 0.2835 | No | 0.01 | No | Mann-W |
| Silver (mg/L) | GWC-6 | 0.2887 | No | 0.01 | No | Mann-W |
| Silver (mg/L) | GWC-10 | 0.375 | No | 0.01 | No | Mann-W |
| Silver (mg/L) | GWC-11 | 0.2835 | No | 0.01 | No | Mann-W |
| Silver (mg/L) | GWC-12 | 0.2835 | No | 0.01 | No | Mann-W |
| Silver (mg/L) | GWC-14 | 0.2835 | No | 0.01 | No | Mann-W |
| Silver (mg/L) | GWC-16 | 0.2835 | No | 0.01 | No | Mann-W |
| Silver (mg/L) | GWC-17 | 0.2785 | No | 0.01 | No | Mann-W |
| Silver (mg/L) | GWC-21 | 0.2835 | No | 0.01 | No | Mann-W |
| Silver (mg/L) | GWC-22 | 0.2835 | No | 0.01 | No | Mann-W |
| Silver (mg/L) | GWC-23 | 0.2835 | No | 0.01 | No | Mann-W |
| Silver (mg/L) | GWC-24 | 0.3441 | No | 0.01 | No | Mann-W |
| Silver (mg/L) | GWC-25 | 0.2887 | No | 0.01 | No | Mann-W |
| Silver (mg/L) | GWC-26 | 0.2835 | No | 0.01 | No | Mann-W |
| Silver (mg/L) | GWC-27 | 0.2887 | No | 0.01 | No | Mann-W |
| Silver (mg/L) | GWC-31 | 1.342 | No | 0.01 | No | Mann-W |
| Silver (mg/L) | GWC-32 | 0.2835 | No | 0.01 | No | Mann-W |
| Silver (mg/L) | GWC-33 | 0.2835 | No | 0.01 | No | Mann-W |
| Sulfate (mg/L) | GWA-1 (bg) | -1.501 | No | 0.01 | No | Mann-W |
| **Sulfate (mg/L)** | **GWA-2 (bg)** | **3.01** | **Yes** | **0.01** | **Yes** | **Mann-W** |
| Sulfate (mg/L) | GWA-4 (bg) | -1.413 | No | 0.01 | No | Mann-W |

# Welch's t-test/Mann-Whitney - All Results

Plant Wansley Client: Southern Company Data: Wansley Landfill Printed 3/31/2026, 5:06 AM

| Constituent | Well | Calc. | 0.01 | Alpha | Sig. | Method |
|---|---|---|---|---|---|---|
| Sulfate (mg/L) | GWA-28 (bg) | -1.615 | No | 0.01 | No | Mann-W |
| Sulfate (mg/L) | GWA-29 (bg) | -1.61 | No | 0.01 | No | Mann-W |
| Sulfate (mg/L) | GWC-5 | 1.191 | No | 0.01 | No | Mann-W |
| Sulfate (mg/L) | GWC-6 | -0.6858 | No | 0.01 | No | Mann-W |
| Sulfate (mg/L) | GWC-7 | -1.961 | No | 0.01 | No | Mann-W |
| Sulfate (mg/L) | GWC-8 | 2.462 | No | 0.01 | No | Mann-W |
| Sulfate (mg/L) | GWC-9 | 0.3078 | No | 0.01 | No | Mann-W |
| Sulfate (mg/L) | GWC-10 | -1.444 | No | 0.01 | No | Mann-W |
| Sulfate (mg/L) | GWC-11 | 0.04185 | No | 0.01 | No | Mann-W |
| Sulfate (mg/L) | GWC-12 | 1.708 | No | 0.01 | No | Mann-W |
| Sulfate (mg/L) | GWC-13 | -0.7201 | No | 0.01 | No | Mann-W |
| Sulfate (mg/L) | GWC-14 | -1.47 | No | 0.01 | No | Mann-W |
| Sulfate (mg/L) | GWC-15 | 2.295 | No | 0.01 | No | Mann-W |
| Sulfate (mg/L) | GWC-16 | 1.074 | No | 0.01 | No | Mann-W |
| Sulfate (mg/L) | GWC-17 | 0.2121 | No | 0.01 | No | Mann-W |
| Sulfate (mg/L) | GWC-18 | 1.582 | No | 0.01 | No | Mann-W |
| Sulfate (mg/L) | GWC-19 | 0.2872 | No | 0.01 | No | Mann-W |
| Sulfate (mg/L) | GWC-20 | 0.2733 | No | 0.01 | No | Mann-W |
| Sulfate (mg/L) | GWC-21 | -1.863 | No | 0.01 | No | Mann-W |
| Sulfate (mg/L) | GWC-22 | -0.4782 | No | 0.01 | No | Mann-W |
| Sulfate (mg/L) | GWC-23 | 1.017 | No | 0.01 | No | Mann-W |
| Sulfate (mg/L) | GWC-24 | -0.4414 | No | 0.01 | No | Mann-W |
| Sulfate (mg/L) | GWC-25 | 0.7753 | No | 0.01 | No | Mann-W |
| Sulfate (mg/L) | GWC-26 | 0 | No | 0.01 | No | Mann-W |
| Sulfate (mg/L) | GWC-27 | 1.282 | No | 0.01 | No | Mann-W |
| Sulfate (mg/L) | GWC-30 | 0.6565 | No | 0.01 | No | Mann-W |
| Sulfate (mg/L) | GWC-31 | -1.487 | No | 0.01 | No | Mann-W |
| Sulfate (mg/L) | GWC-32 | -1.94 | No | 0.01 | No | Mann-W |
| Sulfate (mg/L) | GWC-33 | -0.7576 | No | 0.01 | No | Mann-W |
| Sulfate (mg/L) | GWC-34 | 0.9619 | No | 0.01 | No | Mann-W |
| **Sulfate (mg/L)** | **GWC-35** | **3.016** | **Yes** | **0.01** | **Yes** | **Mann-W** |
| TDS (mg/L) | GWA-1 (bg) | 1.759 | No | 0.01 | No | Mann-W |
| TDS (mg/L) | GWA-2 (bg) | 1.093 | No | 0.01 | No | Mann-W |
| TDS (mg/L) | GWA-4 (bg) | 0.8257 | No | 0.01 | No | Mann-W |
| TDS (mg/L) | GWA-28 (bg) | 2.015 | No | 0.01 | No | Mann-W |
| TDS (mg/L) | GWA-29 (bg) | 0.03417 | No | 0.01 | No | Mann-W |
| TDS (mg/L) | GWC-5 | 2.031 | No | 0.01 | No | Mann-W |
| TDS (mg/L) | GWC-6 | 1.316 | No | 0.01 | No | Mann-W |
| **TDS (mg/L)** | **GWC-7** | **-2.695** | **Yes** | **0.01** | **Yes** | **Mann-W** |
| TDS (mg/L) | GWC-8 | -1.199 | No | 0.01 | No | Mann-W |
| TDS (mg/L) | GWC-9 | -2.045 | No | 0.01 | No | Mann-W |
| TDS (mg/L) | GWC-10 | -2.127 | No | 0.01 | No | Mann-W |
| TDS (mg/L) | GWC-11 | -2.021 | No | 0.01 | No | Mann-W |
| TDS (mg/L) | GWC-12 | 2.509 | No | 0.01 | No | Mann-W |
| TDS (mg/L) | GWC-13 | 1.162 | No | 0.01 | No | Mann-W |
| TDS (mg/L) | GWC-14 | 0.3073 | No | 0.01 | No | Mann-W |
| TDS (mg/L) | GWC-15 | 0.3763 | No | 0.01 | No | Mann-W |
| TDS (mg/L) | GWC-16 | 2.292 | No | 0.01 | No | Mann-W |
| TDS (mg/L) | GWC-17 | 1.238 | No | 0.01 | No | Mann-W |
| TDS (mg/L) | GWC-18 | 1.744 | No | 0.01 | No | Mann-W |
| TDS (mg/L) | GWC-19 | 1.059 | No | 0.01 | No | Mann-W |
| TDS (mg/L) | GWC-20 | 1.795 | No | 0.01 | No | Mann-W |
| TDS (mg/L) | GWC-21 | 1.546 | No | 0.01 | No | Mann-W |
| TDS (mg/L) | GWC-22 | 1.791 | No | 0.01 | No | Mann-W |
| TDS (mg/L) | GWC-23 | 0.6762 | No | 0.01 | No | Mann-W |
| TDS (mg/L) | GWC-24 | 1.541 | No | 0.01 | No | Mann-W |
| TDS (mg/L) | GWC-25 | -0.06834 | No | 0.01 | No | Mann-W |
| TDS (mg/L) | GWC-26 | -0.376 | No | 0.01 | No | Mann-W |
| TDS (mg/L) | GWC-27 | 0.3078 | No | 0.01 | No | Mann-W |
| **TDS (mg/L)** | **GWC-30** | **2.596** | **Yes** | **0.01** | **Yes** | **Mann-W** |
| TDS (mg/L) | GWC-31 | -0.8172 | No | 0.01 | No | Mann-W |
| TDS (mg/L) | GWC-32 | -0.3616 | No | 0.01 | No | Mann-W |
| TDS (mg/L) | GWC-33 | -1.123 | No | 0.01 | No | Mann-W |
| TDS (mg/L) | GWC-34 | 1.093 | No | 0.01 | No | Mann-W |
| **TDS (mg/L)** | **GWC-35** | **3.106** | **Yes** | **0.01** | **Yes** | **Mann-W** |
| Thallium (mg/L) | GWA-1 (bg) | 0.6696 | No | 0.01 | No | Mann-W |
| Thallium (mg/L) | GWA-2 (bg) | 0.2611 | No | 0.01 | No | Mann-W |
| Thallium (mg/L) | GWA-4 (bg) | 0.4303 | No | 0.01 | No | Mann-W |

# Welch's t-test/Mann-Whitney - All Results

Plant Wansley Client: Southern Company Data: Wansley Landfill Printed 3/31/2026, 5:06 AM

| Constituent | Well | Calc. | 0.01 | Alpha | Sig. | Method |
|---|---|---|---|---|---|---|
| Thallium (mg/L) | GWC-6 | 0.9496 | No | 0.01 | No | Mann-W |
| Thallium (mg/L) | GWC-7 | -1.775 | No | 0.01 | No | Mann-W |
| Thallium (mg/L) | GWC-8 | 0.8916 | No | 0.01 | No | Mann-W |
| Thallium (mg/L) | GWC-9 | -0.7613 | No | 0.01 | No | Mann-W |
| Thallium (mg/L) | GWC-11 | 0.2652 | No | 0.01 | No | Mann-W |
| Thallium (mg/L) | GWC-12 | 0.4437 | No | 0.01 | No | Mann-W |
| Thallium (mg/L) | GWC-13 | 0.2652 | No | 0.01 | No | Mann-W |
| Thallium (mg/L) | GWC-14 | 0.4674 | No | 0.01 | No | Mann-W |
| Thallium (mg/L) | GWC-15 | 0.4301 | No | 0.01 | No | Mann-W |
| Thallium (mg/L) | GWC-19 | 0.4301 | No | 0.01 | No | Mann-W |
| Thallium (mg/L) | GWC-20 | 0.2572 | No | 0.01 | No | Mann-W |
| Thallium (mg/L) | GWC-21 | 0.5594 | No | 0.01 | No | Mann-W |
| Thallium (mg/L) | GWC-22 | 0.5594 | No | 0.01 | No | Mann-W |
| Thallium (mg/L) | GWC-23 | 0.4437 | No | 0.01 | No | Mann-W |
| Thallium (mg/L) | GWC-24 | 0.5145 | No | 0.01 | No | Mann-W |
| Thallium (mg/L) | GWC-25 | 0.451 | No | 0.01 | No | Mann-W |
| Thallium (mg/L) | GWC-27 | 1.913 | No | 0.01 | No | Mann-W |
| Thallium (mg/L) | GWC-30 | 0.2652 | No | 0.01 | No | Mann-W |
| Thallium (mg/L) | GWC-31 | 0.2835 | No | 0.01 | No | Mann-W |
| Thallium (mg/L) | GWC-33 | 1.576 | No | 0.01 | No | Mann-W |
| Thallium (mg/L) | GWC-34 | 0.2611 | No | 0.01 | No | Mann-W |
| Thallium (mg/L) | GWC-35 | 0.5682 | No | 0.01 | No | Mann-W |
| Vanadium (mg/L) | GWA-1 (bg) | 0.6196 | No | 0.01 | No | Mann-W |
| Vanadium (mg/L) | GWA-2 (bg) | 1.063 | No | 0.01 | No | Mann-W |
| Vanadium (mg/L) | GWA-4 (bg) | 0.03364 | No | 0.01 | No | Mann-W |
| Vanadium (mg/L) | GWA-28 (bg) | -0.3546 | No | 0.01 | No | Mann-W |
| Vanadium (mg/L) | GWA-29 (bg) | 0.9621 | No | 0.01 | No | Mann-W |
| Vanadium (mg/L) | GWC-5 | -1.776 | No | 0.01 | No | Mann-W |
| Vanadium (mg/L) | GWC-6 | -0.5135 | No | 0.01 | No | Mann-W |
| Vanadium (mg/L) | GWC-7 | 1.847 | No | 0.01 | No | Mann-W |
| Vanadium (mg/L) | GWC-8 | -0.8742 | No | 0.01 | No | Mann-W |
| Vanadium (mg/L) | GWC-9 | -1.666 | No | 0.01 | No | Mann-W |
| Vanadium (mg/L) | GWC-10 | 0.1975 | No | 0.01 | No | Mann-W |
| Vanadium (mg/L) | GWC-11 | -1.002 | No | 0.01 | No | Mann-W |
| **Vanadium (mg/L)** | **GWC-12** | **-2.627** | **Yes** | **0.01** | **Yes** | **Mann-W** |
| Vanadium (mg/L) | GWC-13 | -1.716 | No | 0.01 | No | Mann-W |
| Vanadium (mg/L) | GWC-14 | 0.7296 | No | 0.01 | No | Mann-W |
| Vanadium (mg/L) | GWC-15 | 0.2812 | No | 0.01 | No | Mann-W |
| Vanadium (mg/L) | GWC-16 | -0.4706 | No | 0.01 | No | Mann-W |
| Vanadium (mg/L) | GWC-17 | -1.365 | No | 0.01 | No | Mann-W |
| Vanadium (mg/L) | GWC-18 | -1.895 | No | 0.01 | No | Mann-W |
| Vanadium (mg/L) | GWC-19 | 1.506 | No | 0.01 | No | Mann-W |
| Vanadium (mg/L) | GWC-20 | -0.4598 | No | 0.01 | No | Mann-W |
| Vanadium (mg/L) | GWC-21 | -1.586 | No | 0.01 | No | Mann-W |
| Vanadium (mg/L) | GWC-22 | -0.2211 | No | 0.01 | No | Mann-W |
| Vanadium (mg/L) | GWC-23 | -0.1796 | No | 0.01 | No | Mann-W |
| Vanadium (mg/L) | GWC-24 | 0.921 | No | 0.01 | No | Mann-W |
| Vanadium (mg/L) | GWC-25 | 1.245 | No | 0.01 | No | Mann-W |
| Vanadium (mg/L) | GWC-26 | 0.6196 | No | 0.01 | No | Mann-W |
| Vanadium (mg/L) | GWC-27 | 0.4752 | No | 0.01 | No | Mann-W |
| Vanadium (mg/L) | GWC-30 | -0.5786 | No | 0.01 | No | Mann-W |
| Vanadium (mg/L) | GWC-31 | -0.6295 | No | 0.01 | No | Mann-W |
| Vanadium (mg/L) | GWC-32 | 0.1834 | No | 0.01 | No | Mann-W |
| Vanadium (mg/L) | GWC-33 | -0.5331 | No | 0.01 | No | Mann-W |
| Vanadium (mg/L) | GWC-34 | 0.3405 | No | 0.01 | No | Mann-W |
| Vanadium (mg/L) | GWC-35 | -0.369 | No | 0.01 | No | Mann-W |
| Zinc (mg/L) | GWA-1 (bg) | -0.8291 | No | 0.01 | No | Mann-W |
| Zinc (mg/L) | GWA-2 (bg) | 0.7739 | No | 0.01 | No | Mann-W |
| Zinc (mg/L) | GWA-4 (bg) | 0.8649 | No | 0.01 | No | Mann-W |
| Zinc (mg/L) | GWA-28 (bg) | 0.5147 | No | 0.01 | No | Mann-W |
| **Zinc (mg/L)** | **GWA-29 (bg)** | **-2.77** | **Yes** | **0.01** | **Yes** | **Mann-W** |
| Zinc (mg/L) | GWC-5 | -0.2828 | No | 0.01 | No | Mann-W |
| Zinc (mg/L) | GWC-6 | 0.4928 | No | 0.01 | No | Mann-W |
| Zinc (mg/L) | GWC-7 | -0.9066 | No | 0.01 | No | Mann-W |
| Zinc (mg/L) | GWC-8 | 0.0911 | No | 0.01 | No | Mann-W |
| **Zinc (mg/L)** | **GWC-9** | **3.177** | **Yes** | **0.01** | **Yes** | **Mann-W** |
| Zinc (mg/L) | GWC-10 | -0.8873 | No | 0.01 | No | Mann-W |
| Zinc (mg/L) | GWC-11 | 2.335 | No | 0.01 | No | Mann-W |

# Welch's t-test/Mann-Whitney - All Results

Plant Wansley Client: Southern Company Data: Wansley Landfill Printed 3/31/2026, 5:06 AM

| Constituent | Well | Calc. | 0.01 | Alpha | Sig. | Method |
|---|---|---|---|---|---|---|
| Zinc (mg/L) | GWC-12 | 1.422 | No | 0.01 | No | Mann-W |
| Zinc (mg/L) | GWC-13 | 0.3233 | No | 0.01 | No | Mann-W |
| Zinc (mg/L) | GWC-14 | 2.239 | No | 0.01 | No | Mann-W |
| Zinc (mg/L) | GWC-15 | 0.6196 | No | 0.01 | No | Mann-W |
| Zinc (mg/L) | GWC-16 | 1.161 | No | 0.01 | No | Mann-W |
| Zinc (mg/L) | GWC-17 | 0.06933 | No | 0.01 | No | Mann-W |
| Zinc (mg/L) | GWC-18 | 1.257 | No | 0.01 | No | Mann-W |
| Zinc (mg/L) | GWC-19 | 0.6733 | No | 0.01 | No | Mann-W |
| Zinc (mg/L) | GWC-20 | -0.1966 | No | 0.01 | No | Mann-W |
| Zinc (mg/L) | GWC-21 | 0.7206 | No | 0.01 | No | Mann-W |
| Zinc (mg/L) | GWC-22 | -0.7208 | No | 0.01 | No | Mann-W |
| Zinc (mg/L) | GWC-23 | 1.515 | No | 0.01 | No | Mann-W |
| Zinc (mg/L) | GWC-24 | 0.8133 | No | 0.01 | No | Mann-W |
| Zinc (mg/L) | GWC-25 | -2.329 | No | 0.01 | No | Mann-W |
| Zinc (mg/L) | GWC-26 | 1.431 | No | 0.01 | No | Mann-W |
| Zinc (mg/L) | GWC-27 | 1.294 | No | 0.01 | No | Mann-W |
| Zinc (mg/L) | GWC-30 | 0.5744 | No | 0.01 | No | Mann-W |
| Zinc (mg/L) | GWC-31 | -0.9861 | No | 0.01 | No | Mann-W |
| Zinc (mg/L) | GWC-32 | -2.08 | No | 0.01 | No | Mann-W |
| Zinc (mg/L) | GWC-33 | 0.1507 | No | 0.01 | No | Mann-W |
| Zinc (mg/L) | GWC-34 | 1.257 | No | 0.01 | No | Mann-W |
| Zinc (mg/L) | GWC-35 | -0.2106 | No | 0.01 | No | Mann-W |

# Seasonality Summary Table - Significant Results

Plant Wansley Client: Southern Company Data: Wansley Landfill Printed 3/26/2026, 2:01 PM

| Constituent | Well | Sig. | K.-W. | Chi-Sq. | df | N | Alpha |
|---|---|---|---|---|---|---|---|
| **Barium (mg/L)** | **GWC-9** | **Yes** | **14.78** | **3.841** | **1** | **37** | **0.05** |
| **Barium (mg/L)** | **GWC-19** | **Yes** | **18.25** | **3.841** | **1** | **38** | **0.05** |
| **Cobalt (mg/L)** | **GWC-7** | **Yes** | **8.645** | **3.841** | **1** | **17** | **0.05** |
| **Cobalt (mg/L)** | **GWC-8** | **Yes** | **6.176** | **3.841** | **1** | **36** | **0.05** |
| **Cobalt (mg/L)** | **GWC-9** | **Yes** | **5.061** | **3.841** | **1** | **37** | **0.05** |
| **Nickel (mg/L)** | **GWC-8** | **Yes** | **5.874** | **3.841** | **1** | **31** | **0.05** |

# Seasonality Summary Table - All Results

Plant Wansley Client: Southern Company Data: Wansley Landfill Printed 3/26/2026, 2:01 PM

| Constituent | Well | Sig. | K.-W. | Chi-Sq. | df | N | Alpha |
|---|---|---|---|---|---|---|---|
| **Barium (mg/L)** | **GWC-9** | **Yes** | **14.78** | **3.841** | **1** | **37** | **0.05** |
| **Barium (mg/L)** | **GWC-19** | **Yes** | **18.25** | **3.841** | **1** | **38** | **0.05** |
| **Cobalt (mg/L)** | **GWC-7** | **Yes** | **8.645** | **3.841** | **1** | **17** | **0.05** |
| **Cobalt (mg/L)** | **GWC-8** | **Yes** | **6.176** | **3.841** | **1** | **36** | **0.05** |
| **Cobalt (mg/L)** | **GWC-9** | **Yes** | **5.061** | **3.841** | **1** | **37** | **0.05** |
| **Nickel (mg/L)** | **GWC-8** | **Yes** | **5.874** | **3.841** | **1** | **31** | **0.05** |
| Sulfate (mg/L) | GWC-9 | No | 3.505 | 3.841 | 1 | 27 | 0.05 |

# Appendix III Trend Tests - Upgradient Wells - Significant Results

Plant Wansley Client: Southern Company Data: Wansley Landfill Printed 3/23/2026, 12:43 PM

| Constituent | Well | Slope | Calc. | Critical | Sig. | N | %NDs | Normality | Xform | Alpha | Method |
|---|---|---|---|---|---|---|---|---|---|---|---|
| **Calcium (mg/L)** | **GWA-1 (bg)** | **0.01955** | **190** | **131** | **Yes** | **28** | **0** | **n/a** | **n/a** | **0.01** | **NP** |
| **Calcium (mg/L)** | **GWA-28 (bg)** | **0.0952** | **232** | **139** | **Yes** | **29** | **0** | **n/a** | **n/a** | **0.01** | **NP** |
| **Calcium (mg/L)** | **GWA-29 (bg)** | **0.09165** | **149** | **139** | **Yes** | **29** | **0** | **n/a** | **n/a** | **0.01** | **NP** |
| **Chloride (mg/L)** | **GWA-1 (bg)** | **0.05092** | **181** | **131** | **Yes** | **28** | **0** | **n/a** | **n/a** | **0.01** | **NP** |
| **Fluoride (mg/L)** | **GWA-29 (bg)** | **-0.1102** | **-205** | **-131** | **Yes** | **28** | **0** | **n/a** | **n/a** | **0.01** | **NP** |

# Appendix III Trend Tests - Upgradient Wells - All Results

Plant Wansley Client: Southern Company Data: Wansley Landfill Printed 3/23/2026, 12:43 PM

| Constituent | Well | Slope | Calc. | Critical | Sig. | N | %NDs | Normality | Xform | Alpha | Method |
|---|---|---|---|---|---|---|---|---|---|---|---|
| Boron (mg/L) | GWA-1 (bg) | 0 | -1 | -131 | No | 28 | 92.86 | n/a | n/a | 0.01 | NP |
| Boron (mg/L) | GWA-2 (bg) | 0 | 0 | 131 | No | 28 | 100 | n/a | n/a | 0.01 | NP |
| Boron (mg/L) | GWA-3 (bg) | 0 | 0 | 81 | No | 20 | 100 | n/a | n/a | 0.01 | NP |
| Boron (mg/L) | GWA-4 (bg) | 0 | -19 | -131 | No | 28 | 96.43 | n/a | n/a | 0.01 | NP |
| Boron (mg/L) | GWA-28 (bg) | 0 | 0 | 131 | No | 28 | 100 | n/a | n/a | 0.01 | NP |
| Boron (mg/L) | GWA-29 (bg) | 0 | 15 | 131 | No | 28 | 96.43 | n/a | n/a | 0.01 | NP |
| **Calcium (mg/L)** | **GWA-1 (bg)** | **0.01955** | **190** | **131** | **Yes** | **28** | **0** | **n/a** | **n/a** | **0.01** | **NP** |
| Calcium (mg/L) | GWA-2 (bg) | 0 | 0 | 131 | No | 28 | 0 | n/a | n/a | 0.01 | NP |
| Calcium (mg/L) | GWA-3 (bg) | 1.521 | 26 | 74 | No | 19 | 0 | n/a | n/a | 0.01 | NP |
| Calcium (mg/L) | GWA-4 (bg) | 0.3957 | 62 | 131 | No | 28 | 0 | n/a | n/a | 0.01 | NP |
| **Calcium (mg/L)** | **GWA-28 (bg)** | **0.0952** | **232** | **139** | **Yes** | **29** | **0** | **n/a** | **n/a** | **0.01** | **NP** |
| **Calcium (mg/L)** | **GWA-29 (bg)** | **0.09165** | **149** | **139** | **Yes** | **29** | **0** | **n/a** | **n/a** | **0.01** | **NP** |
| **Chloride (mg/L)** | **GWA-1 (bg)** | **0.05092** | **181** | **131** | **Yes** | **28** | **0** | **n/a** | **n/a** | **0.01** | **NP** |
| Chloride (mg/L) | GWA-2 (bg) | 0 | 7 | 131 | No | 28 | 0 | n/a | n/a | 0.01 | NP |
| Chloride (mg/L) | GWA-3 (bg) | 3.356 | 50 | 68 | No | 18 | 11.11 | n/a | n/a | 0.01 | NP |
| Chloride (mg/L) | GWA-4 (bg) | -0.4722 | -114 | -131 | No | 28 | 0 | n/a | n/a | 0.01 | NP |
| Chloride (mg/L) | GWA-28 (bg) | 0 | 4 | 139 | No | 29 | 0 | n/a | n/a | 0.01 | NP |
| Chloride (mg/L) | GWA-29 (bg) | -0.02446 | -117 | -139 | No | 29 | 0 | n/a | n/a | 0.01 | NP |
| Fluoride (mg/L) | GWA-1 (bg) | 0 | 29 | 131 | No | 28 | 82.14 | n/a | n/a | 0.01 | NP |
| Fluoride (mg/L) | GWA-2 (bg) | 0 | 101 | 131 | No | 28 | 82.14 | n/a | n/a | 0.01 | NP |
| Fluoride (mg/L) | GWA-3 (bg) | 0 | 21 | 68 | No | 18 | 38.89 | n/a | n/a | 0.01 | NP |
| Fluoride (mg/L) | GWA-4 (bg) | -0.00008437 | -57 | -131 | No | 28 | 39.29 | n/a | n/a | 0.01 | NP |
| Fluoride (mg/L) | GWA-28 (bg) | -0.02579 | -76 | -131 | No | 28 | 0 | n/a | n/a | 0.01 | NP |
| **Fluoride (mg/L)** | **GWA-29 (bg)** | **-0.1102** | **-205** | **-131** | **Yes** | **28** | **0** | **n/a** | **n/a** | **0.01** | **NP** |

# Appendix I Intrawell Prediction Limits - Significant Results

Plant Wansley Client: Southern Company Data: Wansley Landfill Printed 3/31/2026, 6:16 AM

| Constituent | Well | Upper Lim. | Lower Lim. | Date | Observ. | Sig. | Bg N | Bg Mean | Std. Dev. | %NDs | ND Adj. | Transform | Alpha | Method |
|---|---|---|---|---|---|---|---|---|---|---|---|---|---|---|
| **Barium (mg/L)** | **GWA-2** | **0.02232** | **n/a** | **1/20/2026** | **0.024** | **Yes** | **38** | **0.01387** | **0.003288** | **0** | **None** | **No** | **0.0001135** | **Param Intra 1 of 2** |
| **Barium (mg/L)** | **GWC-20** | **0.04028** | **n/a** | **1/21/2026** | **0.042** | **Yes** | **38** | **0.03403** | **0.002435** | **0** | **None** | **No** | **0.0001135** | **Param Intra 1 of 2** |
| **Barium (mg/L)** | **GWC-35** | **0.02298** | **n/a** | **1/22/2026** | **0.054** | **Yes** | **30** | **0.02009** | **0.001091** | **0** | **None** | **No** | **0.0001135** | **Param Intra 1 of 2** |
| **Barium (mg/L)** | **GWC-6** | **0.07741** | **n/a** | **1/20/2026** | **0.082** | **Yes** | **38** | **0.05686** | **0.008002** | **0** | **None** | **No** | **0.0001135** | **Param Intra 1 of 2** |

# Appendix I Intrawell Prediction Limits - All Results

Plant Wansley Client: Southern Company Data: Wansley Landfill Printed 3/31/2026, 6:16 AM

| Constituent | Well | Upper Lim. | Lower Lim. | Date | Observ. | Sig. | Bg N | Bg Mean | Std. Dev. | %NDs | ND Adj. | Transform | Alpha | Method |
|---|---|---|---|---|---|---|---|---|---|---|---|---|---|---|
| Antimony (mg/L) | GWA-1 | 0.005 | n/a | 1/20/2026 | 0.005ND | No | 38 | n/a | n/a | 97.37 | n/a | n/a | 0.001294 | NP Intra (NDs) 1 of 2 |
| Antimony (mg/L) | GWA-2 | 0.005 | n/a | 1/20/2026 | 0.005ND | No | 38 | n/a | n/a | 94.74 | n/a | n/a | 0.001294 | NP Intra (NDs) 1 of 2 |
| Antimony (mg/L) | GWA-28 | 0.005 | n/a | 1/20/2026 | 0.005ND | No | 38 | n/a | n/a | 92.11 | n/a | n/a | 0.001294 | NP Intra (NDs) 1 of 2 |
| Antimony (mg/L) | GWA-29 | 0.005 | n/a | 1/20/2026 | 0.005ND | No | 37 | n/a | n/a | 89.19 | n/a | n/a | 0.001361 | NP Intra (NDs) 1 of 2 |
| Antimony (mg/L) | GWA-3 | 0.005 | n/a | 1/21/2026 | 0.005ND | No | 22 | n/a | n/a | 90.91 | n/a | n/a | 0.003707 | NP Intra (NDs) 1 of 2 |
| Antimony (mg/L) | GWA-4 | 0.005 | n/a | 1/20/2026 | 0.005ND | No | 38 | n/a | n/a | 100 | n/a | n/a | 0.001294 | NP Intra (NDs) 1 of 2 |
| Antimony (mg/L) | GWC-10 | 0.005 | n/a | 1/21/2026 | 0.005ND | No | 27 | n/a | n/a | 88.89 | n/a | n/a | 0.002502 | NP Intra (NDs) 1 of 2 |
| Antimony (mg/L) | GWC-11 | 0.005 | n/a | 1/21/2026 | 0.005ND | No | 38 | n/a | n/a | 97.37 | n/a | n/a | 0.001294 | NP Intra (NDs) 1 of 2 |
| Antimony (mg/L) | GWC-13 | 0.005 | n/a | 1/21/2026 | 0.005ND | No | 39 | n/a | n/a | 84.62 | n/a | n/a | 0.001226 | NP Intra (NDs) 1 of 2 |
| Antimony (mg/L) | GWC-18 | 0.005 | n/a | 1/21/2026 | 0.005ND | No | 38 | n/a | n/a | 97.37 | n/a | n/a | 0.001294 | NP Intra (NDs) 1 of 2 |
| Antimony (mg/L) | GWC-20 | 0.005 | n/a | 1/21/2026 | 0.005ND | No | 38 | n/a | n/a | 94.74 | n/a | n/a | 0.001294 | NP Intra (NDs) 1 of 2 |
| Antimony (mg/L) | GWC-22 | 0.005 | n/a | 1/20/2026 | 0.005ND | No | 38 | n/a | n/a | 94.74 | n/a | n/a | 0.001294 | NP Intra (NDs) 1 of 2 |
| Antimony (mg/L) | GWC-23 | 0.005 | n/a | 1/22/2026 | 0.005ND | No | 38 | n/a | n/a | 97.37 | n/a | n/a | 0.001294 | NP Intra (NDs) 1 of 2 |
| Antimony (mg/L) | GWC-24 | 0.005 | n/a | 1/21/2026 | 0.005ND | No | 29 | n/a | n/a | 75.86 | n/a | n/a | 0.002172 | NP Intra (NDs) 1 of 2 |
| Antimony (mg/L) | GWC-25 | 0.005 | n/a | 1/21/2026 | 0.005ND | No | 37 | n/a | n/a | 97.3 | n/a | n/a | 0.001361 | NP Intra (NDs) 1 of 2 |
| Antimony (mg/L) | GWC-26 | 0.005 | n/a | 1/22/2026 | 0.005ND | No | 38 | n/a | n/a | 94.74 | n/a | n/a | 0.001294 | NP Intra (NDs) 1 of 2 |
| Antimony (mg/L) | GWC-27 | 0.005 | n/a | 1/21/2026 | 0.005ND | No | 38 | n/a | n/a | 92.11 | n/a | n/a | 0.001294 | NP Intra (NDs) 1 of 2 |
| Antimony (mg/L) | GWC-30 | 0.005 | n/a | 1/21/2026 | 0.005ND | No | 38 | n/a | n/a | 92.11 | n/a | n/a | 0.001294 | NP Intra (NDs) 1 of 2 |
| Antimony (mg/L) | GWC-31 | 0.005 | n/a | 2/11/2026 | 0.005ND | No | 33 | n/a | n/a | 87.88 | n/a | n/a | 0.001701 | NP Intra (NDs) 1 of 2 |
| Antimony (mg/L) | GWC-32 | 0.005 | n/a | 1/21/2026 | 0.005ND | No | 38 | n/a | n/a | 94.74 | n/a | n/a | 0.001294 | NP Intra (NDs) 1 of 2 |
| Antimony (mg/L) | GWC-33 | 0.005 | n/a | 1/22/2026 | 0.005ND | No | 37 | n/a | n/a | 97.3 | n/a | n/a | 0.001361 | NP Intra (NDs) 1 of 2 |
| Antimony (mg/L) | GWC-5 | 0.005 | n/a | 1/21/2026 | 0.005ND | No | 38 | n/a | n/a | 94.74 | n/a | n/a | 0.001294 | NP Intra (NDs) 1 of 2 |
| Antimony (mg/L) | GWC-6 | 0.005 | n/a | 1/20/2026 | 0.005ND | No | 38 | n/a | n/a | 97.37 | n/a | n/a | 0.001294 | NP Intra (NDs) 1 of 2 |
| Arsenic (mg/L) | GWA-1 | 0.005 | n/a | 1/20/2026 | 0.005ND | No | 38 | n/a | n/a | 94.74 | n/a | n/a | 0.001294 | NP Intra (NDs) 1 of 2 |
| Arsenic (mg/L) | GWA-2 | 0.005 | n/a | 1/20/2026 | 0.005ND | No | 38 | n/a | n/a | 97.37 | n/a | n/a | 0.001294 | NP Intra (NDs) 1 of 2 |
| Arsenic (mg/L) | GWA-28 | 0.005 | n/a | 1/20/2026 | 0.005ND | No | 38 | n/a | n/a | 97.37 | n/a | n/a | 0.001294 | NP Intra (NDs) 1 of 2 |
| Arsenic (mg/L) | GWA-29 | 0.005 | n/a | 1/20/2026 | 0.005ND | No | 37 | n/a | n/a | 94.59 | n/a | n/a | 0.001361 | NP Intra (NDs) 1 of 2 |
| Arsenic (mg/L) | GWA-3 | 0.005 | n/a | 1/21/2026 | 0.005ND | No | 22 | n/a | n/a | 95.45 | n/a | n/a | 0.003707 | NP Intra (NDs) 1 of 2 |
| Arsenic (mg/L) | GWA-4 | 0.005 | n/a | 1/20/2026 | 0.005ND | No | 38 | n/a | n/a | 89.47 | n/a | n/a | 0.001294 | NP Intra (NDs) 1 of 2 |
| Arsenic (mg/L) | GWC-11 | 0.005 | n/a | 1/21/2026 | 0.005ND | No | 39 | n/a | n/a | 33.33 | n/a | n/a | 0.001226 | NP Intra (normality) 1 of 2 |
| Arsenic (mg/L) | GWC-12 | 0.005 | n/a | 1/21/2026 | 0.005ND | No | 37 | n/a | n/a | 86.49 | n/a | n/a | 0.001361 | NP Intra (NDs) 1 of 2 |
| Arsenic (mg/L) | GWC-13 | 0.005 | n/a | 1/21/2026 | 0.005ND | No | 38 | n/a | n/a | 94.74 | n/a | n/a | 0.001294 | NP Intra (NDs) 1 of 2 |
| Arsenic (mg/L) | GWC-14 | 0.005 | n/a | 1/20/2026 | 0.005ND | No | 38 | n/a | n/a | 86.84 | n/a | n/a | 0.001294 | NP Intra (NDs) 1 of 2 |
| Arsenic (mg/L) | GWC-16 | 0.005 | n/a | 1/21/2026 | 0.005ND | No | 38 | n/a | n/a | 97.37 | n/a | n/a | 0.001294 | NP Intra (NDs) 1 of 2 |
| Arsenic (mg/L) | GWC-17 | 0.005 | n/a | 1/21/2026 | 0.005ND | No | 38 | n/a | n/a | 94.74 | n/a | n/a | 0.001294 | NP Intra (NDs) 1 of 2 |
| Arsenic (mg/L) | GWC-18 | 0.005 | n/a | 1/21/2026 | 0.005ND | No | 38 | n/a | n/a | 94.74 | n/a | n/a | 0.001294 | NP Intra (NDs) 1 of 2 |
| Arsenic (mg/L) | GWC-19 | 0.005 | n/a | 1/21/2026 | 0.005ND | No | 38 | n/a | n/a | 94.74 | n/a | n/a | 0.001294 | NP Intra (NDs) 1 of 2 |
| Arsenic (mg/L) | GWC-20 | 0.005 | n/a | 1/21/2026 | 0.005ND | No | 38 | n/a | n/a | 94.74 | n/a | n/a | 0.001294 | NP Intra (NDs) 1 of 2 |
| Arsenic (mg/L) | GWC-21 | 0.005 | n/a | 1/20/2026 | 0.005ND | No | 38 | n/a | n/a | 94.74 | n/a | n/a | 0.001294 | NP Intra (NDs) 1 of 2 |
| Arsenic (mg/L) | GWC-22 | 0.005 | n/a | 1/20/2026 | 0.005ND | No | 38 | n/a | n/a | 94.74 | n/a | n/a | 0.001294 | NP Intra (NDs) 1 of 2 |
| Arsenic (mg/L) | GWC-23 | 0.005 | n/a | 1/22/2026 | 0.005ND | No | 38 | n/a | n/a | 94.74 | n/a | n/a | 0.001294 | NP Intra (NDs) 1 of 2 |
| Arsenic (mg/L) | GWC-24 | 0.005 | n/a | 1/21/2026 | 0.005ND | No | 29 | n/a | n/a | 96.55 | n/a | n/a | 0.002172 | NP Intra (NDs) 1 of 2 |
| Arsenic (mg/L) | GWC-25 | 0.005 | n/a | 1/21/2026 | 0.005ND | No | 37 | n/a | n/a | 91.89 | n/a | n/a | 0.001361 | NP Intra (NDs) 1 of 2 |
| Arsenic (mg/L) | GWC-26 | 0.005 | n/a | 1/22/2026 | 0.005ND | No | 38 | n/a | n/a | 97.37 | n/a | n/a | 0.001294 | NP Intra (NDs) 1 of 2 |
| Arsenic (mg/L) | GWC-31 | 0.005 | n/a | 2/11/2026 | 0.005ND | No | 33 | n/a | n/a | 84.85 | n/a | n/a | 0.001701 | NP Intra (NDs) 1 of 2 |
| Arsenic (mg/L) | GWC-32 | 0.005 | n/a | 1/21/2026 | 0.005ND | No | 38 | n/a | n/a | 94.74 | n/a | n/a | 0.001294 | NP Intra (NDs) 1 of 2 |
| Arsenic (mg/L) | GWC-33 | 0.005 | n/a | 1/22/2026 | 0.005ND | No | 37 | n/a | n/a | 97.3 | n/a | n/a | 0.001361 | NP Intra (NDs) 1 of 2 |
| Arsenic (mg/L) | GWC-34 | 0.005 | n/a | 1/22/2026 | 0.005ND | No | 38 | n/a | n/a | 94.74 | n/a | n/a | 0.001294 | NP Intra (NDs) 1 of 2 |
| Arsenic (mg/L) | GWC-35 | 0.005 | n/a | 1/22/2026 | 0.005ND | No | 38 | n/a | n/a | 97.37 | n/a | n/a | 0.001294 | NP Intra (NDs) 1 of 2 |
| Arsenic (mg/L) | GWC-5 | 0.005 | n/a | 1/21/2026 | 0.005ND | No | 38 | n/a | n/a | 97.37 | n/a | n/a | 0.001294 | NP Intra (NDs) 1 of 2 |
| Arsenic (mg/L) | GWC-6 | 0.005 | n/a | 1/20/2026 | 0.005ND | No | 38 | n/a | n/a | 97.37 | n/a | n/a | 0.001294 | NP Intra (NDs) 1 of 2 |
| Arsenic (mg/L) | GWC-7 | 0.005 | n/a | 1/22/2026 | 0.005ND | No | 38 | n/a | n/a | 92.11 | n/a | n/a | 0.001294 | NP Intra (NDs) 1 of 2 |
| Arsenic (mg/L) | GWC-8 | 0.005 | n/a | 1/22/2026 | 0.005ND | No | 38 | n/a | n/a | 89.47 | n/a | n/a | 0.001294 | NP Intra (NDs) 1 of 2 |
| Arsenic (mg/L) | GWC-9 | 0.005 | n/a | 1/22/2026 | 0.005ND | No | 38 | n/a | n/a | 65.79 | n/a | n/a | 0.001294 | NP Intra (NDs) 1 of 2 |
| Barium (mg/L) | GWA-1 | 0.01357 | n/a | 1/20/2026 | 0.011 | No | 38 | 0.102 | 0.005645 | 0 | None | sqrt(x) | 0.0001135 | Param Intra 1 of 2 |
| **Barium (mg/L)** | **GWA-2** | **0.02232** | **n/a** | **1/20/2026** | **0.024** | **Yes** | **38** | **0.01387** | **0.003288** | **0** | **None** | **No** | **0.0001135** | **Param Intra 1 of 2** |
| Barium (mg/L) | GWA-28 | 0.01 | n/a | 1/20/2026 | 0.00045J | No | 38 | n/a | n/a | 44.74 | n/a | n/a | 0.001294 | NP Intra (normality) 1 of 2 |
| Barium (mg/L) | GWA-29 | 0.01 | n/a | 1/20/2026 | 0.01ND | No | 37 | n/a | n/a | 35.14 | n/a | n/a | 0.001361 | NP Intra (normality) 1 of 2 |
| Barium (mg/L) | GWA-3 | 0.147 | n/a | 1/21/2026 | 0.069 | No | 22 | 0.064 | 0.02947 | 0 | None | No | 0.0001135 | Param Intra 1 of 2 |
| Barium (mg/L) | GWA-4 | 0.2 | n/a | 1/20/2026 | 0.15 | No | 38 | 0.1257 | 0.02893 | 0 | None | No | 0.0001135 | Param Intra 1 of 2 |
| Barium (mg/L) | GWC-10 | 0.03537 | n/a | 1/21/2026 | 0.022 | No | 27 | 0.01977 | 0.005781 | 0 | None | No | 0.0001135 | Param Intra 1 of 2 |
| Barium (mg/L) | GWC-11 | 0.4827 | n/a | 1/21/2026 | 0.15 | No | 38 | 0.2521 | 0.08978 | 0 | None | No | 0.0001135 | Param Intra 1 of 2 |
| Barium (mg/L) | GWC-12 | 0.03516 | n/a | 1/21/2026 | 0.026 | No | 38 | 0.01953 | 0.006085 | 0 | None | No | 0.0001135 | Param Intra 1 of 2 |
| Barium (mg/L) | GWC-13 | 0.0078 | n/a | 1/21/2026 | 0.0029J | No | 38 | n/a | n/a | 0 | n/a | n/a | 0.001294 | NP Intra (normality) 1 of 2 |
| Barium (mg/L) | GWC-14 | 0.3632 | n/a | 1/20/2026 | 0.2 | No | 26 | 0.1842 | 0.06591 | 0 | None | No | 0.0001135 | Param Intra 1 of 2 |
| Barium (mg/L) | GWC-15 | 0.01421 | n/a | 1/21/2026 | 0.007J | No | 38 | 0.009157 | 0.001969 | 0 | None | No | 0.0001135 | Param Intra 1 of 2 |
| Barium (mg/L) | GWC-16 | 0.022 | n/a | 1/21/2026 | 0.019 | No | 38 | n/a | n/a | 0 | n/a | n/a | 0.001294 | NP Intra (normality) 1 of 2 |
| Barium (mg/L) | GWC-17 | 0.027 | n/a | 1/21/2026 | 0.019 | No | 38 | n/a | n/a | 0 | n/a | n/a | 0.001294 | NP Intra (normality) 1 of 2 |

# Appendix I Intrawell Prediction Limits - All Results

Plant Wansley Client: Southern Company Data: Wansley Landfill Printed 3/31/2026, 6:16 AM

| Constituent | Well | Upper Lim. | Lower Lim. | Date | Observ. | Sig. | Bg N | Bg Mean | Std. Dev. | %NDs | ND Adj. | Transform | Alpha | Method |
|---|---|---|---|---|---|---|---|---|---|---|---|---|---|---|
| Barium (mg/L) | GWC-18 | 0.04965 | n/a | 1/21/2026 | 0.045 | No | 38 | 0.03608 | 0.005283 | 0 | None | No | 0.0001135 | Param Intra 1 of 2 |
| Barium (mg/L) | GWC-19 | 0.1364 | n/a | 1/21/2026 | 0.1075 | No | 38 | 0.07752 | 0.02293 | 0 | None | No | 0.0001135 | Param Intra 1 of 2 Deseas |
| **Barium (mg/L)** | **GWC-20** | **0.04028** | **n/a** | **1/21/2026** | **0.042** | **Yes** | **38** | **0.03403** | **0.002435** | **0** | **None** | **No** | **0.0001135** | **Param Intra 1 of 2** |
| Barium (mg/L) | GWC-21 | 0.08555 | n/a | 1/20/2026 | 0.054 | No | 38 | 0.1725 | 0.04674 | 0 | None | sqrt(x) | 0.0001135 | Param Intra 1 of 2 |
| Barium (mg/L) | GWC-22 | 0.02952 | n/a | 1/20/2026 | 0.028 | No | 38 | 0.0253 | 0.001643 | 0 | None | No | 0.0001135 | Param Intra 1 of 2 |
| Barium (mg/L) | GWC-23 | 0.0114 | n/a | 1/22/2026 | 0.0051J | No | 38 | n/a | n/a | 0 | n/a | n/a | 0.001294 | NP Intra (normality) 1 of 2 |
| Barium (mg/L) | GWC-24 | 0.03323 | n/a | 1/21/2026 | 0.022 | No | 29 | 0.01573 | 0.006567 | 0 | None | No | 0.0001135 | Param Intra 1 of 2 |
| Barium (mg/L) | GWC-25 | 0.0553 | n/a | 1/21/2026 | 0.022 | No | 37 | 0.03117 | 0.009367 | 0 | None | No | 0.0001135 | Param Intra 1 of 2 |
| Barium (mg/L) | GWC-26 | 0.04356 | n/a | 1/22/2026 | 0.039 | No | 38 | 0.001205 | 0.0002695 | 0 | None | x^2 | 0.0001135 | Param Intra 1 of 2 |
| Barium (mg/L) | GWC-27 | 0.02178 | n/a | 1/21/2026 | 0.013 | No | 38 | 0.01243 | 0.00364 | 0 | None | No | 0.0001135 | Param Intra 1 of 2 |
| Barium (mg/L) | GWC-30 | 0.013 | n/a | 1/21/2026 | 0.009J | No | 38 | n/a | n/a | 0 | n/a | n/a | 0.001294 | NP Intra (normality) 1 of 2 |
| Barium (mg/L) | GWC-31 | 0.009203 | n/a | 2/11/2026 | 0.0026J | No | 33 | 0.05692 | 0.01492 | 6.061 | None | sqrt(x) | 0.0001135 | Param Intra 1 of 2 |
| Barium (mg/L) | GWC-32 | 0.01 | n/a | 1/21/2026 | 0.0007J | No | 38 | n/a | n/a | 26.32 | n/a | n/a | 0.001294 | NP Intra (normality) 1 of 2 |
| Barium (mg/L) | GWC-33 | 0.01829 | n/a | 1/22/2026 | 0.0043J | No | 37 | 0.0871 | 0.01869 | 2.703 | None | sqrt(x) | 0.0001135 | Param Intra 1 of 2 |
| Barium (mg/L) | GWC-34 | 0.01573 | n/a | 1/22/2026 | 0.013 | No | 37 | 0.01191 | 0.001482 | 0 | None | No | 0.0001135 | Param Intra 1 of 2 |
| **Barium (mg/L)** | **GWC-35** | **0.02298** | **n/a** | **1/22/2026** | **0.054** | **Yes** | **30** | **0.02009** | **0.001091** | **0** | **None** | **No** | **0.0001135** | **Param Intra 1 of 2** |
| Barium (mg/L) | GWC-5 | 0.03721 | n/a | 1/21/2026 | 0.025 | No | 38 | 0.02457 | 0.004922 | 0 | None | No | 0.0001135 | Param Intra 1 of 2 |
| **Barium (mg/L)** | **GWC-6** | **0.07741** | **n/a** | **1/20/2026** | **0.082** | **Yes** | **38** | **0.05686** | **0.008002** | **0** | **None** | **No** | **0.0001135** | **Param Intra 1 of 2** |
| Barium (mg/L) | GWC-7 | 0.1547 | n/a | 1/22/2026 | 0.056 | No | 38 | 0.2922 | 0.03939 | 0 | None | sqrt(x) | 0.0001135 | Param Intra 1 of 2 |
| Barium (mg/L) | GWC-8 | 0.1224 | n/a | 1/22/2026 | 0.032 | No | 38 | 0.3752 | 0.04723 | 0 | None | x^(1/3) | 0.0001135 | Param Intra 1 of 2 |
| Barium (mg/L) | GWC-9 | 0.2014 | n/a | 1/22/2026 | 0.09324 | No | 37 | 0.1304 | 0.02758 | 0 | None | No | 0.0001135 | Param Intra 1 of 2 Deseas |
| Beryllium (mg/L) | GWA-1 | 0.001 | n/a | 1/20/2026 | 0.001ND | No | 38 | n/a | n/a | 86.84 | n/a | n/a | 0.001294 | NP Intra (NDs) 1 of 2 |
| Beryllium (mg/L) | GWA-2 | 0.001 | n/a | 1/20/2026 | 0.001ND | No | 38 | n/a | n/a | 92.11 | n/a | n/a | 0.001294 | NP Intra (NDs) 1 of 2 |
| Beryllium (mg/L) | GWA-28 | 0.0025 | n/a | 1/20/2026 | 0.00025J | No | 38 | n/a | n/a | 26.32 | n/a | n/a | 0.001294 | NP Intra (normality) 1 of 2 |
| Beryllium (mg/L) | GWA-29 | 0.002821 | n/a | 1/20/2026 | 0.0016 | No | 37 | 0.000003997 | 0.000001535 | 5.405 | None | x^2 | 0.0001135 | Param Intra 1 of 2 |
| Beryllium (mg/L) | GWA-3 | 0.001 | n/a | 1/21/2026 | 0.001ND | No | 22 | n/a | n/a | 95.45 | n/a | n/a | 0.003707 | NP Intra (NDs) 1 of 2 |
| Beryllium (mg/L) | GWA-4 | 0.001 | n/a | 1/20/2026 | 0.001ND | No | 38 | n/a | n/a | 100 | n/a | n/a | 0.001294 | NP Intra (NDs) 1 of 2 |
| Beryllium (mg/L) | GWC-10 | 0.001 | n/a | 1/21/2026 | 0.001ND | No | 27 | n/a | n/a | 96.3 | n/a | n/a | 0.002502 | NP Intra (NDs) 1 of 2 |
| Beryllium (mg/L) | GWC-11 | 0.001 | n/a | 1/21/2026 | 0.001ND | No | 38 | n/a | n/a | 89.47 | n/a | n/a | 0.001294 | NP Intra (NDs) 1 of 2 |
| Beryllium (mg/L) | GWC-12 | 0.001 | n/a | 1/21/2026 | 0.001ND | No | 38 | n/a | n/a | 92.11 | n/a | n/a | 0.001294 | NP Intra (NDs) 1 of 2 |
| Beryllium (mg/L) | GWC-13 | 0.001 | n/a | 1/21/2026 | 0.001ND | No | 38 | n/a | n/a | 97.37 | n/a | n/a | 0.001294 | NP Intra (NDs) 1 of 2 |
| Beryllium (mg/L) | GWC-14 | 0.0025 | n/a | 1/20/2026 | 0.00015J | No | 38 | n/a | n/a | 42.11 | n/a | n/a | 0.001294 | NP Intra (normality) 1 of 2 |
| Beryllium (mg/L) | GWC-15 | 0.001 | n/a | 1/21/2026 | 0.001ND | No | 38 | n/a | n/a | 94.74 | n/a | n/a | 0.001294 | NP Intra (NDs) 1 of 2 |
| Beryllium (mg/L) | GWC-16 | 0.001 | n/a | 1/21/2026 | 0.001ND | No | 38 | n/a | n/a | 94.74 | n/a | n/a | 0.001294 | NP Intra (NDs) 1 of 2 |
| Beryllium (mg/L) | GWC-17 | 0.001 | n/a | 1/21/2026 | 0.001ND | No | 38 | n/a | n/a | 97.37 | n/a | n/a | 0.001294 | NP Intra (NDs) 1 of 2 |
| Beryllium (mg/L) | GWC-18 | 0.001 | n/a | 1/21/2026 | 0.001ND | No | 38 | n/a | n/a | 97.37 | n/a | n/a | 0.001294 | NP Intra (NDs) 1 of 2 |
| Beryllium (mg/L) | GWC-19 | 0.001 | n/a | 1/21/2026 | 0.001ND | No | 38 | n/a | n/a | 89.47 | n/a | n/a | 0.001294 | NP Intra (NDs) 1 of 2 |
| Beryllium (mg/L) | GWC-20 | 0.001 | n/a | 1/21/2026 | 0.001ND | No | 38 | n/a | n/a | 97.37 | n/a | n/a | 0.001294 | NP Intra (NDs) 1 of 2 |
| Beryllium (mg/L) | GWC-21 | 0.001 | n/a | 1/20/2026 | 0.001ND | No | 38 | n/a | n/a | 94.74 | n/a | n/a | 0.001294 | NP Intra (NDs) 1 of 2 |
| Beryllium (mg/L) | GWC-22 | 0.001 | n/a | 1/20/2026 | 0.001ND | No | 38 | n/a | n/a | 92.11 | n/a | n/a | 0.001294 | NP Intra (NDs) 1 of 2 |
| Beryllium (mg/L) | GWC-23 | 0.001 | n/a | 1/22/2026 | 0.001ND | No | 38 | n/a | n/a | 94.74 | n/a | n/a | 0.001294 | NP Intra (NDs) 1 of 2 |
| Beryllium (mg/L) | GWC-24 | 0.001 | n/a | 1/21/2026 | 0.001ND | No | 29 | n/a | n/a | 79.31 | n/a | n/a | 0.002172 | NP Intra (NDs) 1 of 2 |
| Beryllium (mg/L) | GWC-25 | 0.001 | n/a | 1/21/2026 | 0.001ND | No | 37 | n/a | n/a | 94.59 | n/a | n/a | 0.001361 | NP Intra (NDs) 1 of 2 |
| Beryllium (mg/L) | GWC-26 | 0.001 | n/a | 1/22/2026 | 0.001ND | No | 38 | n/a | n/a | 94.74 | n/a | n/a | 0.001294 | NP Intra (NDs) 1 of 2 |
| Beryllium (mg/L) | GWC-27 | 0.0066 | n/a | 1/21/2026 | 0.0035 | No | 38 | n/a | n/a | 7.895 | n/a | n/a | 0.001294 | NP Intra (normality) 1 of 2 |
| Beryllium (mg/L) | GWC-30 | 0.001 | n/a | 1/21/2026 | 0.001ND | No | 38 | n/a | n/a | 97.37 | n/a | n/a | 0.001294 | NP Intra (NDs) 1 of 2 |
| Beryllium (mg/L) | GWC-31 | 0.003 | n/a | 2/11/2026 | 0.0008J | No | 33 | n/a | n/a | 18.18 | n/a | n/a | 0.001701 | NP Intra (normality) 1 of 2 |
| Beryllium (mg/L) | GWC-32 | 0.00196 | n/a | 1/21/2026 | 0.0012 | No | 39 | 0.0009426 | 0.0003973 | 17.95 | Kaplan-Meier | No | 0.0001135 | Param Intra 1 of 2 |
| Beryllium (mg/L) | GWC-33 | 0.0011 | n/a | 1/22/2026 | 0.00035J | No | 37 | n/a | n/a | 32.43 | n/a | n/a | 0.001361 | NP Intra (normality) 1 of 2 |
| Beryllium (mg/L) | GWC-34 | 0.001 | n/a | 1/22/2026 | 0.001ND | No | 38 | n/a | n/a | 89.47 | n/a | n/a | 0.001294 | NP Intra (NDs) 1 of 2 |
| Beryllium (mg/L) | GWC-35 | 0.001 | n/a | 1/22/2026 | 0.001ND | No | 38 | n/a | n/a | 89.47 | n/a | n/a | 0.001294 | NP Intra (NDs) 1 of 2 |
| Beryllium (mg/L) | GWC-5 | 0.001 | n/a | 1/21/2026 | 0.001ND | No | 38 | n/a | n/a | 97.37 | n/a | n/a | 0.001294 | NP Intra (NDs) 1 of 2 |
| Beryllium (mg/L) | GWC-6 | 0.001 | n/a | 1/20/2026 | 0.001ND | No | 38 | n/a | n/a | 97.37 | n/a | n/a | 0.001294 | NP Intra (NDs) 1 of 2 |
| Beryllium (mg/L) | GWC-8 | 0.001 | n/a | 1/22/2026 | 0.001ND | No | 38 | n/a | n/a | 94.74 | n/a | n/a | 0.001294 | NP Intra (NDs) 1 of 2 |
| Beryllium (mg/L) | GWC-9 | 0.001 | n/a | 1/22/2026 | 0.001ND | No | 38 | n/a | n/a | 71.05 | n/a | n/a | 0.001294 | NP Intra (NDs) 1 of 2 |
| Cadmium (mg/L) | GWA-1 | 0.0007 | n/a | 1/20/2026 | 0.0007ND | No | 38 | n/a | n/a | 94.74 | n/a | n/a | 0.001294 | NP Intra (NDs) 1 of 2 |
| Cadmium (mg/L) | GWA-2 | 0.0007 | n/a | 1/20/2026 | 0.0007ND | No | 38 | n/a | n/a | 100 | n/a | n/a | 0.001294 | NP Intra (NDs) 1 of 2 |
| Cadmium (mg/L) | GWA-28 | 0.0007 | n/a | 1/20/2026 | 0.0007ND | No | 38 | n/a | n/a | 97.37 | n/a | n/a | 0.001294 | NP Intra (NDs) 1 of 2 |
| Cadmium (mg/L) | GWA-29 | 0.0007 | n/a | 1/20/2026 | 0.0007ND | No | 37 | n/a | n/a | 94.59 | n/a | n/a | 0.001361 | NP Intra (NDs) 1 of 2 |
| Cadmium (mg/L) | GWA-3 | 0.0007 | n/a | 1/21/2026 | 0.0007ND | No | 22 | n/a | n/a | 63.64 | n/a | n/a | 0.003707 | NP Intra (NDs) 1 of 2 |
| Cadmium (mg/L) | GWA-4 | 0.0007 | n/a | 1/20/2026 | 0.0007ND | No | 38 | n/a | n/a | 100 | n/a | n/a | 0.001294 | NP Intra (NDs) 1 of 2 |
| Cadmium (mg/L) | GWC-10 | 0.0007 | n/a | 1/21/2026 | 0.0007ND | No | 27 | n/a | n/a | 96.3 | n/a | n/a | 0.002502 | NP Intra (NDs) 1 of 2 |
| Cadmium (mg/L) | GWC-11 | 0.0022 | n/a | 1/21/2026 | 0.0007ND | No | 38 | n/a | n/a | 92.11 | n/a | n/a | 0.001294 | NP Intra (NDs) 1 of 2 |
| Cadmium (mg/L) | GWC-13 | 0.0007 | n/a | 1/21/2026 | 0.0007ND | No | 38 | n/a | n/a | 94.74 | n/a | n/a | 0.001294 | NP Intra (NDs) 1 of 2 |
| Cadmium (mg/L) | GWC-14 | 0.0007 | n/a | 1/20/2026 | 0.0007ND | No | 38 | n/a | n/a | 55.26 | n/a | n/a | 0.001294 | NP Intra (NDs) 1 of 2 |
| Cadmium (mg/L) | GWC-17 | 0.0007 | n/a | 1/21/2026 | 0.0007ND | No | 38 | n/a | n/a | 97.37 | n/a | n/a | 0.001294 | NP Intra (NDs) 1 of 2 |
| Cadmium (mg/L) | GWC-19 | 0.00097 | n/a | 1/21/2026 | 0.0007ND | No | 38 | n/a | n/a | 97.37 | n/a | n/a | 0.001294 | NP Intra (NDs) 1 of 2 |
| Cadmium (mg/L) | GWC-21 | 0.0007 | n/a | 1/20/2026 | 0.0007ND | No | 38 | n/a | n/a | 81.58 | n/a | n/a | 0.001294 | NP Intra (NDs) 1 of 2 |

# Appendix I Intrawell Prediction Limits - All Results

Plant Wansley Client: Southern Company Data: Wansley Landfill Printed 3/31/2026, 6:16 AM

| Constituent | Well | Upper Lim. | Lower Lim. | Date | Observ. | Sig. | Bg N | Bg Mean | Std. Dev. | %NDs | ND Adj. | Transform | Alpha | Method |
|---|---|---|---|---|---|---|---|---|---|---|---|---|---|---|
| Cadmium (mg/L) | GWC-22 | 0.0007 | n/a | 1/20/2026 | 0.0007ND | No | 38 | n/a | n/a | 86.84 | n/a | n/a | 0.001294 | NP Intra (NDs) 1 of 2 |
| Cadmium (mg/L) | GWC-24 | 0.0021 | n/a | 1/21/2026 | 0.0007ND | No | 29 | n/a | n/a | 89.66 | n/a | n/a | 0.002172 | NP Intra (NDs) 1 of 2 |
| Cadmium (mg/L) | GWC-25 | 0.0007 | n/a | 1/21/2026 | 0.0007ND | No | 37 | n/a | n/a | 97.3 | n/a | n/a | 0.001361 | NP Intra (NDs) 1 of 2 |
| Cadmium (mg/L) | GWC-30 | 0.0007 | n/a | 1/21/2026 | 0.0007ND | No | 38 | n/a | n/a | 97.37 | n/a | n/a | 0.001294 | NP Intra (NDs) 1 of 2 |
| Cadmium (mg/L) | GWC-31 | 0.0007 | n/a | 2/11/2026 | 0.0007ND | No | 33 | n/a | n/a | 93.94 | n/a | n/a | 0.001701 | NP Intra (NDs) 1 of 2 |
| Cadmium (mg/L) | GWC-34 | 0.0007 | n/a | 1/22/2026 | 0.0007ND | No | 38 | n/a | n/a | 92.11 | n/a | n/a | 0.001294 | NP Intra (NDs) 1 of 2 |
| Cadmium (mg/L) | GWC-5 | 0.0007 | n/a | 1/21/2026 | 0.0007ND | No | 38 | n/a | n/a | 97.37 | n/a | n/a | 0.001294 | NP Intra (NDs) 1 of 2 |
| Cadmium (mg/L) | GWC-7 | 0.0007 | n/a | 1/22/2026 | 0.0007ND | No | 38 | n/a | n/a | 97.37 | n/a | n/a | 0.001294 | NP Intra (NDs) 1 of 2 |
| Cadmium (mg/L) | GWC-8 | 0.0007 | n/a | 1/22/2026 | 0.0007ND | No | 38 | n/a | n/a | 97.37 | n/a | n/a | 0.001294 | NP Intra (NDs) 1 of 2 |
| Cadmium (mg/L) | GWC-9 | 0.0007 | n/a | 1/22/2026 | 0.0007ND | No | 38 | n/a | n/a | 92.11 | n/a | n/a | 0.001294 | NP Intra (NDs) 1 of 2 |
| Chromium (mg/L) | GWA-1 | 0.005 | n/a | 1/20/2026 | 0.005ND | No | 38 | n/a | n/a | 89.47 | n/a | n/a | 0.001294 | NP Intra (NDs) 1 of 2 |
| Chromium (mg/L) | GWA-2 | 0.005 | n/a | 1/20/2026 | 0.005ND | No | 38 | n/a | n/a | 86.84 | n/a | n/a | 0.001294 | NP Intra (NDs) 1 of 2 |
| Chromium (mg/L) | GWA-28 | 0.0082 | n/a | 1/20/2026 | 0.005ND | No | 38 | n/a | n/a | 81.58 | n/a | n/a | 0.001294 | NP Intra (NDs) 1 of 2 |
| Chromium (mg/L) | GWA-29 | 0.00684 | n/a | 1/20/2026 | 0.005ND | No | 36 | n/a | n/a | 83.33 | n/a | n/a | 0.001429 | NP Intra (NDs) 1 of 2 |
| Chromium (mg/L) | GWA-3 | 0.005 | n/a | 1/21/2026 | 0.005ND | No | 22 | n/a | n/a | 81.82 | n/a | n/a | 0.003707 | NP Intra (NDs) 1 of 2 |
| Chromium (mg/L) | GWA-4 | 0.005 | n/a | 1/20/2026 | 0.005ND | No | 38 | n/a | n/a | 89.47 | n/a | n/a | 0.001294 | NP Intra (NDs) 1 of 2 |
| Chromium (mg/L) | GWC-10 | 0.005 | n/a | 1/21/2026 | 0.005ND | No | 27 | n/a | n/a | 85.19 | n/a | n/a | 0.002502 | NP Intra (NDs) 1 of 2 |
| Chromium (mg/L) | GWC-11 | 0.003843 | n/a | 1/21/2026 | 0.0025ND | No | 38 | 0.002177 | 0.0006486 | 13.16 | None | No | 0.0001135 | Param Intra 1 of 2 |
| Chromium (mg/L) | GWC-12 | 0.005 | n/a | 1/21/2026 | 0.005ND | No | 38 | n/a | n/a | 89.47 | n/a | n/a | 0.001294 | NP Intra (NDs) 1 of 2 |
| Chromium (mg/L) | GWC-13 | 0.005 | n/a | 1/21/2026 | 0.005ND | No | 38 | n/a | n/a | 89.47 | n/a | n/a | 0.001294 | NP Intra (NDs) 1 of 2 |
| Chromium (mg/L) | GWC-14 | 0.005 | n/a | 1/20/2026 | 0.005ND | No | 38 | n/a | n/a | 92.11 | n/a | n/a | 0.001294 | NP Intra (NDs) 1 of 2 |
| Chromium (mg/L) | GWC-15 | 0.005 | n/a | 1/21/2026 | 0.005ND | No | 38 | n/a | n/a | 94.74 | n/a | n/a | 0.001294 | NP Intra (NDs) 1 of 2 |
| Chromium (mg/L) | GWC-16 | 0.0045 | n/a | 1/21/2026 | 0.0025ND | No | 38 | n/a | n/a | 7.895 | n/a | n/a | 0.001294 | NP Intra (normality) 1 of 2 |
| Chromium (mg/L) | GWC-17 | 0.005 | n/a | 1/21/2026 | 0.005ND | No | 38 | n/a | n/a | 92.11 | n/a | n/a | 0.001294 | NP Intra (NDs) 1 of 2 |
| Chromium (mg/L) | GWC-18 | 0.005 | n/a | 1/21/2026 | 0.005ND | No | 38 | n/a | n/a | 89.47 | n/a | n/a | 0.001294 | NP Intra (NDs) 1 of 2 |
| Chromium (mg/L) | GWC-19 | 0.005 | n/a | 1/21/2026 | 0.005ND | No | 38 | n/a | n/a | 92.11 | n/a | n/a | 0.001294 | NP Intra (NDs) 1 of 2 |
| Chromium (mg/L) | GWC-20 | 0.005 | n/a | 1/21/2026 | 0.005ND | No | 38 | n/a | n/a | 84.21 | n/a | n/a | 0.001294 | NP Intra (NDs) 1 of 2 |
| Chromium (mg/L) | GWC-21 | 0.005 | n/a | 1/20/2026 | 0.005ND | No | 38 | n/a | n/a | 89.47 | n/a | n/a | 0.001294 | NP Intra (NDs) 1 of 2 |
| Chromium (mg/L) | GWC-22 | 0.005 | n/a | 1/20/2026 | 0.005ND | No | 38 | n/a | n/a | 60.53 | n/a | n/a | 0.001294 | NP Intra (NDs) 1 of 2 |
| Chromium (mg/L) | GWC-23 | 0.005 | n/a | 1/22/2026 | 0.005ND | No | 38 | n/a | n/a | 78.95 | n/a | n/a | 0.001294 | NP Intra (NDs) 1 of 2 |
| Chromium (mg/L) | GWC-24 | 0.005 | n/a | 1/21/2026 | 0.005ND | No | 29 | n/a | n/a | 86.21 | n/a | n/a | 0.002172 | NP Intra (NDs) 1 of 2 |
| Chromium (mg/L) | GWC-25 | 0.0065 | n/a | 1/21/2026 | 0.005ND | No | 36 | n/a | n/a | 72.22 | n/a | n/a | 0.001429 | NP Intra (NDs) 1 of 2 |
| Chromium (mg/L) | GWC-26 | 0.005 | n/a | 1/22/2026 | 0.005ND | No | 38 | n/a | n/a | 89.47 | n/a | n/a | 0.001294 | NP Intra (NDs) 1 of 2 |
| Chromium (mg/L) | GWC-27 | 0.005 | n/a | 1/21/2026 | 0.005ND | No | 38 | n/a | n/a | 89.47 | n/a | n/a | 0.001294 | NP Intra (NDs) 1 of 2 |
| Chromium (mg/L) | GWC-30 | 0.005 | n/a | 1/21/2026 | 0.005ND | No | 38 | n/a | n/a | 86.84 | n/a | n/a | 0.001294 | NP Intra (NDs) 1 of 2 |
| Chromium (mg/L) | GWC-31 | 0.009161 | n/a | 2/11/2026 | 0.005ND | No | 33 | 0.1398 | 0.02655 | 27.27 | Kaplan-Meier | x^(1/3) | 0.0001135 | Param Intra 1 of 2 |
| Chromium (mg/L) | GWC-32 | 0.005 | n/a | 1/21/2026 | 0.005ND | No | 37 | n/a | n/a | 89.19 | n/a | n/a | 0.001361 | NP Intra (NDs) 1 of 2 |
| Chromium (mg/L) | GWC-33 | 0.005 | n/a | 1/22/2026 | 0.005ND | No | 37 | n/a | n/a | 64.86 | n/a | n/a | 0.001361 | NP Intra (NDs) 1 of 2 |
| Chromium (mg/L) | GWC-34 | 0.005 | n/a | 1/22/2026 | 0.005ND | No | 38 | n/a | n/a | 92.11 | n/a | n/a | 0.001294 | NP Intra (NDs) 1 of 2 |
| Chromium (mg/L) | GWC-35 | 0.005 | n/a | 1/22/2026 | 0.005ND | No | 38 | n/a | n/a | 92.11 | n/a | n/a | 0.001294 | NP Intra (NDs) 1 of 2 |
| Chromium (mg/L) | GWC-5 | 0.005 | n/a | 1/21/2026 | 0.005ND | No | 37 | n/a | n/a | 64.86 | n/a | n/a | 0.001361 | NP Intra (NDs) 1 of 2 |
| Chromium (mg/L) | GWC-6 | 0.005 | n/a | 1/20/2026 | 0.005ND | No | 38 | n/a | n/a | 89.47 | n/a | n/a | 0.001294 | NP Intra (NDs) 1 of 2 |
| Chromium (mg/L) | GWC-7 | 0.005 | n/a | 1/22/2026 | 0.005ND | No | 38 | n/a | n/a | 92.11 | n/a | n/a | 0.001294 | NP Intra (NDs) 1 of 2 |
| Chromium (mg/L) | GWC-8 | 0.005 | n/a | 1/22/2026 | 0.005ND | No | 38 | n/a | n/a | 89.47 | n/a | n/a | 0.001294 | NP Intra (NDs) 1 of 2 |
| Chromium (mg/L) | GWC-9 | 0.0073 | n/a | 1/22/2026 | 0.005ND | No | 38 | n/a | n/a | 36.84 | n/a | n/a | 0.001294 | NP Intra (normality) 1 of 2 |
| Cobalt (mg/L) | GWA-1 | 0.005 | n/a | 1/20/2026 | 0.005ND | No | 38 | n/a | n/a | 65.79 | n/a | n/a | 0.001294 | NP Intra (NDs) 1 of 2 |
| Cobalt (mg/L) | GWA-2 | 0.005 | n/a | 1/20/2026 | 0.005ND | No | 38 | n/a | n/a | 68.42 | n/a | n/a | 0.001294 | NP Intra (NDs) 1 of 2 |
| Cobalt (mg/L) | GWA-28 | 0.005 | n/a | 1/20/2026 | 0.005ND | No | 38 | n/a | n/a | 100 | n/a | n/a | 0.001294 | NP Intra (NDs) 1 of 2 |
| Cobalt (mg/L) | GWA-29 | 0.005 | n/a | 1/20/2026 | 0.005ND | No | 37 | n/a | n/a | 94.59 | n/a | n/a | 0.001361 | NP Intra (NDs) 1 of 2 |
| Cobalt (mg/L) | GWA-3 | 0.0028 | n/a | 1/21/2026 | 0.0013J | No | 22 | n/a | n/a | 36.36 | n/a | n/a | 0.003707 | NP Intra (normality) 1 of 2 |
| Cobalt (mg/L) | GWA-4 | 0.01389 | n/a | 1/20/2026 | 0.002J | No | 38 | 0.06916 | 0.01896 | 5.263 | None | sqrt(x) | 0.0001135 | Param Intra 1 of 2 |
| Cobalt (mg/L) | GWC-10 | 0.01356 | n/a | 1/21/2026 | 0.0026J | No | 27 | 0.06755 | 0.01811 | 0 | None | sqrt(x) | 0.0001135 | Param Intra 1 of 2 |
| Cobalt (mg/L) | GWC-11 | 0.006727 | n/a | 1/21/2026 | 0.0025J | No | 15 | 0.04581 | 0.01151 | 0 | None | sqrt(x) | 0.0001135 | Param Intra 1 of 2 |
| Cobalt (mg/L) | GWC-12 | 0.005 | n/a | 1/21/2026 | 0.005ND | No | 38 | n/a | n/a | 68.42 | n/a | n/a | 0.001294 | NP Intra (NDs) 1 of 2 |
| Cobalt (mg/L) | GWC-14 | 0.4812 | n/a | 1/20/2026 | 0.19 | No | 27 | 0.1699 | 0.1154 | 0 | None | No | 0.0001135 | Param Intra 1 of 2 |
| Cobalt (mg/L) | GWC-15 | 0.005 | n/a | 1/21/2026 | 0.005ND | No | 38 | n/a | n/a | 68.42 | n/a | n/a | 0.001294 | NP Intra (NDs) 1 of 2 |
| Cobalt (mg/L) | GWC-16 | 0.005 | n/a | 1/21/2026 | 0.005ND | No | 37 | n/a | n/a | 97.3 | n/a | n/a | 0.001361 | NP Intra (NDs) 1 of 2 |
| Cobalt (mg/L) | GWC-17 | 0.005 | n/a | 1/21/2026 | 0.005ND | No | 38 | n/a | n/a | 97.37 | n/a | n/a | 0.001294 | NP Intra (NDs) 1 of 2 |
| Cobalt (mg/L) | GWC-19 | 0.0042 | n/a | 1/21/2026 | 0.00072J | No | 37 | n/a | n/a | 32.43 | n/a | n/a | 0.001361 | NP Intra (normality) 1 of 2 |
| Cobalt (mg/L) | GWC-20 | 0.005 | n/a | 1/21/2026 | 0.0009J | No | 38 | n/a | n/a | 78.95 | n/a | n/a | 0.001294 | NP Intra (NDs) 1 of 2 |
| Cobalt (mg/L) | GWC-21 | 0.005567 | n/a | 1/20/2026 | 0.00089J | No | 38 | 0.002041 | 0.001373 | 18.42 | Kaplan-Meier | No | 0.0001135 | Param Intra 1 of 2 |
| Cobalt (mg/L) | GWC-22 | 0.005 | n/a | 1/20/2026 | 0.005ND | No | 38 | n/a | n/a | 94.74 | n/a | n/a | 0.001294 | NP Intra (NDs) 1 of 2 |
| Cobalt (mg/L) | GWC-23 | 0.005 | n/a | 1/22/2026 | 0.005ND | No | 36 | n/a | n/a | 66.67 | n/a | n/a | 0.001429 | NP Intra (NDs) 1 of 2 |
| Cobalt (mg/L) | GWC-24 | 0.006971 | n/a | 1/21/2026 | 0.0023J | No | 29 | 0.1208 | 0.02637 | 6.897 | None | x^(1/3) | 0.0001135 | Param Intra 1 of 2 |
| Cobalt (mg/L) | GWC-25 | 0.05586 | n/a | 1/21/2026 | 0.0037J | No | 37 | 0.1976 | 0.07169 | 5.405 | None | x^(1/3) | 0.0001135 | Param Intra 1 of 2 |
| Cobalt (mg/L) | GWC-26 | 0.005 | n/a | 1/22/2026 | 0.005ND | No | 38 | n/a | n/a | 81.58 | n/a | n/a | 0.001294 | NP Intra (NDs) 1 of 2 |
| Cobalt (mg/L) | GWC-27 | 0.004348 | n/a | 1/21/2026 | 0.00093J | No | 38 | 0.002096 | 0.0008769 | 10.53 | None | No | 0.0001135 | Param Intra 1 of 2 |
| Cobalt (mg/L) | GWC-31 | 0.005 | n/a | 2/11/2026 | 0.005ND | No | 33 | n/a | n/a | 84.85 | n/a | n/a | 0.001701 | NP Intra (NDs) 1 of 2 |

# Appendix I Intrawell Prediction Limits - All Results

Plant Wansley Client: Southern Company Data: Wansley Landfill Printed 3/31/2026, 6:16 AM

| Constituent | Well | Upper Lim. | Lower Lim. | Date | Observ. | Sig. | Bg N | Bg Mean | Std. Dev. | %NDs | ND Adj. | Transform | Alpha | Method |
|---|---|---|---|---|---|---|---|---|---|---|---|---|---|---|
| Cobalt (mg/L) | GWC-32 | 0.005 | n/a | 1/21/2026 | 0.005ND | No | 38 | n/a | n/a | 68.42 | n/a | n/a | 0.001294 | NP Intra (NDs) 1 of 2 |
| Cobalt (mg/L) | GWC-33 | 0.005 | n/a | 1/22/2026 | 0.005ND | No | 33 | n/a | n/a | 36.36 | n/a | n/a | 0.001701 | NP Intra (normality) 1 of 2 |
| Cobalt (mg/L) | GWC-34 | 0.005 | n/a | 1/22/2026 | 0.005ND | No | 37 | n/a | n/a | 94.59 | n/a | n/a | 0.001361 | NP Intra (NDs) 1 of 2 |
| Cobalt (mg/L) | GWC-35 | 0.0025 | n/a | 1/22/2026 | 0.00058J | No | 38 | n/a | n/a | 42.11 | n/a | n/a | 0.001294 | NP Intra (normality) 1 of 2 |
| Cobalt (mg/L) | GWC-5 | 0.01003 | n/a | 1/21/2026 | 0.0024J | No | 20 | 0.004409 | 0.00196 | 0 | None | No | 0.0001135 | Param Intra 1 of 2 |
| Cobalt (mg/L) | GWC-6 | 0.02045 | n/a | 1/20/2026 | 0.014 | No | 36 | 0.01284 | 0.002944 | 0 | None | No | 0.0001135 | Param Intra 1 of 2 |
| Cobalt (mg/L) | GWC-7 | 0.008 | n/a | 1/22/2026 | 0.001617J | No | 17 | 0.04031 | 0.01633 | 0 | None | sqrt(x) | 0.0001135 | Param Intra 1 of 2 Deseas |
| Cobalt (mg/L) | GWC-8 | 0.08172 | n/a | 1/22/2026 | 0.01833J | No | 36 | 0.03653 | 0.01749 | 0 | None | No | 0.0001135 | Param Intra 1 of 2 Deseas |
| Cobalt (mg/L) | GWC-9 | 0.1729 | n/a | 1/22/2026 | 0.03688 | No | 37 | n/a | n/a | 2.703 | n/a | n/a | 0.001361 | NP Intra (normality) 1 of... |
| Copper (mg/L) | GWA-1 | 0.002 | n/a | 1/20/2026 | 0.002ND | No | 32 | n/a | n/a | 100 | n/a | n/a | 0.001803 | NP Intra (NDs) 1 of 2 |
| Copper (mg/L) | GWA-2 | 0.002 | n/a | 1/20/2026 | 0.002ND | No | 32 | n/a | n/a | 78.13 | n/a | n/a | 0.001803 | NP Intra (NDs) 1 of 2 |
| Copper (mg/L) | GWA-28 | 0.002 | n/a | 1/20/2026 | 0.002ND | No | 32 | n/a | n/a | 96.88 | n/a | n/a | 0.001803 | NP Intra (NDs) 1 of 2 |
| Copper (mg/L) | GWA-29 | 0.0201 | n/a | 1/20/2026 | 0.0038 | No | 32 | -5.052 | 0.4361 | 9.375 | None | ln(x) | 0.0001135 | Param Intra 1 of 2 |
| Copper (mg/L) | GWA-3 | 0.004426 | n/a | 1/21/2026 | 0.00065J | No | 19 | 0.126 | 0.01311 | 31.58 | Kaplan-Meier | x^(1/3) | 0.0001135 | Param Intra 1 of 2 |
| Copper (mg/L) | GWA-4 | 0.002 | n/a | 1/20/2026 | 0.002ND | No | 32 | n/a | n/a | 100 | n/a | n/a | 0.001803 | NP Intra (NDs) 1 of 2 |
| Copper (mg/L) | GWC-10 | 0.004 | n/a | 1/21/2026 | 0.00072J | No | 20 | n/a | n/a | 85 | n/a | n/a | 0.004291 | NP Intra (NDs) 1 of 2 |
| Copper (mg/L) | GWC-11 | 0.0034 | n/a | 1/21/2026 | 0.002ND | No | 32 | n/a | n/a | 87.5 | n/a | n/a | 0.001803 | NP Intra (NDs) 1 of 2 |
| Copper (mg/L) | GWC-12 | 0.002 | n/a | 1/21/2026 | 0.002ND | No | 32 | n/a | n/a | 96.88 | n/a | n/a | 0.001803 | NP Intra (NDs) 1 of 2 |
| Copper (mg/L) | GWC-13 | 0.0021 | n/a | 1/21/2026 | 0.002ND | No | 32 | n/a | n/a | 93.75 | n/a | n/a | 0.001803 | NP Intra (NDs) 1 of 2 |
| Copper (mg/L) | GWC-14 | 0.002 | n/a | 1/20/2026 | 0.002ND | No | 31 | n/a | n/a | 87.1 | n/a | n/a | 0.001905 | NP Intra (NDs) 1 of 2 |
| Copper (mg/L) | GWC-15 | 0.003 | n/a | 1/21/2026 | 0.002ND | No | 32 | n/a | n/a | 96.88 | n/a | n/a | 0.001803 | NP Intra (NDs) 1 of 2 |
| Copper (mg/L) | GWC-16 | 0.002 | n/a | 1/21/2026 | 0.002ND | No | 32 | n/a | n/a | 96.88 | n/a | n/a | 0.001803 | NP Intra (NDs) 1 of 2 |
| Copper (mg/L) | GWC-17 | 0.002 | n/a | 1/21/2026 | 0.002ND | No | 32 | n/a | n/a | 93.75 | n/a | n/a | 0.001803 | NP Intra (NDs) 1 of 2 |
| Copper (mg/L) | GWC-19 | 0.002 | n/a | 1/21/2026 | 0.002ND | No | 32 | n/a | n/a | 96.88 | n/a | n/a | 0.001803 | NP Intra (NDs) 1 of 2 |
| Copper (mg/L) | GWC-20 | 0.0025 | n/a | 1/21/2026 | 0.002ND | No | 31 | n/a | n/a | 90.32 | n/a | n/a | 0.001905 | NP Intra (NDs) 1 of 2 |
| Copper (mg/L) | GWC-21 | 0.002 | n/a | 1/20/2026 | 0.002ND | No | 32 | n/a | n/a | 96.88 | n/a | n/a | 0.001803 | NP Intra (NDs) 1 of 2 |
| Copper (mg/L) | GWC-22 | 0.0024 | n/a | 1/20/2026 | 0.002ND | No | 32 | n/a | n/a | 93.75 | n/a | n/a | 0.001803 | NP Intra (NDs) 1 of 2 |
| Copper (mg/L) | GWC-23 | 0.002 | n/a | 1/22/2026 | 0.002ND | No | 32 | n/a | n/a | 84.38 | n/a | n/a | 0.001803 | NP Intra (NDs) 1 of 2 |
| Copper (mg/L) | GWC-24 | 0.0028 | n/a | 1/21/2026 | 0.002ND | No | 23 | n/a | n/a | 60.87 | n/a | n/a | 0.003415 | NP Intra (NDs) 1 of 2 |
| Copper (mg/L) | GWC-25 | 0.0034 | n/a | 1/21/2026 | 0.002ND | No | 31 | n/a | n/a | 61.29 | n/a | n/a | 0.001905 | NP Intra (NDs) 1 of 2 |
| Copper (mg/L) | GWC-26 | 0.0027 | n/a | 1/22/2026 | 0.002ND | No | 32 | n/a | n/a | 78.13 | n/a | n/a | 0.001803 | NP Intra (NDs) 1 of 2 |
| Copper (mg/L) | GWC-27 | 0.002 | n/a | 1/21/2026 | 0.002ND | No | 31 | n/a | n/a | 90.32 | n/a | n/a | 0.001905 | NP Intra (NDs) 1 of 2 |
| Copper (mg/L) | GWC-31 | 0.007608 | n/a | 2/11/2026 | 0.0009J | No | 29 | 0.0458 | 0.01555 | 34.48 | Kaplan-Meier | sqrt(x) | 0.0001135 | Param Intra 1 of 2 |
| Copper (mg/L) | GWC-33 | 0.002 | n/a | 1/22/2026 | 0.002ND | No | 31 | n/a | n/a | 93.55 | n/a | n/a | 0.001905 | NP Intra (NDs) 1 of 2 |
| Copper (mg/L) | GWC-34 | 0.0023 | n/a | 1/22/2026 | 0.002ND | No | 32 | n/a | n/a | 93.75 | n/a | n/a | 0.001803 | NP Intra (NDs) 1 of 2 |
| Copper (mg/L) | GWC-35 | 0.002 | n/a | 1/22/2026 | 0.002ND | No | 32 | n/a | n/a | 84.38 | n/a | n/a | 0.001803 | NP Intra (NDs) 1 of 2 |
| Copper (mg/L) | GWC-5 | 0.002 | n/a | 1/21/2026 | 0.00093J | No | 32 | n/a | n/a | 84.38 | n/a | n/a | 0.001803 | NP Intra (NDs) 1 of 2 |
| Copper (mg/L) | GWC-6 | 0.0031 | n/a | 1/20/2026 | 0.002ND | No | 32 | n/a | n/a | 93.75 | n/a | n/a | 0.001803 | NP Intra (NDs) 1 of 2 |
| Copper (mg/L) | GWC-8 | 0.0051 | n/a | 1/22/2026 | 0.0025 | No | 32 | n/a | n/a | 46.88 | n/a | n/a | 0.001803 | NP Intra (normality) 1 of 2 |
| Copper (mg/L) | GWC-9 | 0.0066 | n/a | 1/22/2026 | 0.001J | No | 32 | n/a | n/a | 75 | n/a | n/a | 0.001803 | NP Intra (NDs) 1 of 2 |
| Lead (mg/L) | GWA-1 | 0.001 | n/a | 1/20/2026 | 0.001ND | No | 38 | n/a | n/a | 97.37 | n/a | n/a | 0.001294 | NP Intra (NDs) 1 of 2 |
| Lead (mg/L) | GWA-2 | 0.0012 | n/a | 1/20/2026 | 0.001ND | No | 38 | n/a | n/a | 92.11 | n/a | n/a | 0.001294 | NP Intra (NDs) 1 of 2 |
| Lead (mg/L) | GWA-28 | 0.001 | n/a | 1/20/2026 | 0.001ND | No | 38 | n/a | n/a | 97.37 | n/a | n/a | 0.001294 | NP Intra (NDs) 1 of 2 |
| Lead (mg/L) | GWA-29 | 0.001 | n/a | 1/20/2026 | 0.001ND | No | 37 | n/a | n/a | 83.78 | n/a | n/a | 0.001361 | NP Intra (NDs) 1 of 2 |
| Lead (mg/L) | GWA-3 | 0.002 | n/a | 1/21/2026 | 0.001ND | No | 22 | n/a | n/a | 81.82 | n/a | n/a | 0.003707 | NP Intra (NDs) 1 of 2 |
| Lead (mg/L) | GWA-4 | 0.001 | n/a | 1/20/2026 | 0.001ND | No | 38 | n/a | n/a | 97.37 | n/a | n/a | 0.001294 | NP Intra (NDs) 1 of 2 |
| Lead (mg/L) | GWC-10 | 0.0022 | n/a | 1/21/2026 | 0.001ND | No | 28 | n/a | n/a | 78.57 | n/a | n/a | 0.002337 | NP Intra (NDs) 1 of 2 |
| Lead (mg/L) | GWC-11 | 0.0022 | n/a | 1/21/2026 | 0.001ND | No | 39 | n/a | n/a | 89.74 | n/a | n/a | 0.001226 | NP Intra (NDs) 1 of 2 |
| Lead (mg/L) | GWC-12 | 0.001 | n/a | 1/21/2026 | 0.001ND | No | 38 | n/a | n/a | 97.37 | n/a | n/a | 0.001294 | NP Intra (NDs) 1 of 2 |
| Lead (mg/L) | GWC-13 | 0.001 | n/a | 1/21/2026 | 0.001ND | No | 38 | n/a | n/a | 97.37 | n/a | n/a | 0.001294 | NP Intra (NDs) 1 of 2 |
| Lead (mg/L) | GWC-15 | 0.001 | n/a | 1/21/2026 | 0.001ND | No | 38 | n/a | n/a | 94.74 | n/a | n/a | 0.001294 | NP Intra (NDs) 1 of 2 |
| Lead (mg/L) | GWC-16 | 0.001 | n/a | 1/21/2026 | 0.001ND | No | 38 | n/a | n/a | 97.37 | n/a | n/a | 0.001294 | NP Intra (NDs) 1 of 2 |
| Lead (mg/L) | GWC-17 | 0.001 | n/a | 1/21/2026 | 0.001ND | No | 38 | n/a | n/a | 94.74 | n/a | n/a | 0.001294 | NP Intra (NDs) 1 of 2 |
| Lead (mg/L) | GWC-18 | 0.001 | n/a | 1/21/2026 | 0.001ND | No | 37 | n/a | n/a | 94.59 | n/a | n/a | 0.001361 | NP Intra (NDs) 1 of 2 |
| Lead (mg/L) | GWC-19 | 0.0019 | n/a | 1/21/2026 | 0.001ND | No | 38 | n/a | n/a | 84.21 | n/a | n/a | 0.001294 | NP Intra (NDs) 1 of 2 |
| Lead (mg/L) | GWC-20 | 0.001 | n/a | 1/21/2026 | 0.001ND | No | 38 | n/a | n/a | 94.74 | n/a | n/a | 0.001294 | NP Intra (NDs) 1 of 2 |
| Lead (mg/L) | GWC-21 | 0.001 | n/a | 1/20/2026 | 0.001ND | No | 38 | n/a | n/a | 92.11 | n/a | n/a | 0.001294 | NP Intra (NDs) 1 of 2 |
| Lead (mg/L) | GWC-22 | 0.001 | n/a | 1/20/2026 | 0.001ND | No | 38 | n/a | n/a | 94.74 | n/a | n/a | 0.001294 | NP Intra (NDs) 1 of 2 |
| Lead (mg/L) | GWC-23 | 0.001 | n/a | 1/22/2026 | 0.001ND | No | 38 | n/a | n/a | 86.84 | n/a | n/a | 0.001294 | NP Intra (NDs) 1 of 2 |
| Lead (mg/L) | GWC-24 | 0.0015 | n/a | 1/21/2026 | 0.001ND | No | 29 | n/a | n/a | 72.41 | n/a | n/a | 0.002172 | NP Intra (NDs) 1 of 2 |
| Lead (mg/L) | GWC-25 | 0.001 | n/a | 1/21/2026 | 0.001ND | No | 36 | n/a | n/a | 83.33 | n/a | n/a | 0.001429 | NP Intra (NDs) 1 of 2 |
| Lead (mg/L) | GWC-26 | 0.0015 | n/a | 1/22/2026 | 0.001ND | No | 38 | n/a | n/a | 92.11 | n/a | n/a | 0.001294 | NP Intra (NDs) 1 of 2 |
| Lead (mg/L) | GWC-27 | 0.001 | n/a | 1/21/2026 | 0.001ND | No | 38 | n/a | n/a | 86.84 | n/a | n/a | 0.001294 | NP Intra (NDs) 1 of 2 |
| Lead (mg/L) | GWC-30 | 0.001 | n/a | 1/21/2026 | 0.001ND | No | 38 | n/a | n/a | 97.37 | n/a | n/a | 0.001294 | NP Intra (NDs) 1 of 2 |
| Lead (mg/L) | GWC-31 | 0.0013 | n/a | 2/11/2026 | 0.001ND | No | 33 | n/a | n/a | 48.48 | n/a | n/a | 0.001701 | NP Intra (normality) 1 of 2 |
| Lead (mg/L) | GWC-33 | 0.001 | n/a | 1/22/2026 | 0.001ND | No | 37 | n/a | n/a | 89.19 | n/a | n/a | 0.001361 | NP Intra (NDs) 1 of 2 |
| Lead (mg/L) | GWC-34 | 0.001 | n/a | 1/22/2026 | 0.001ND | No | 38 | n/a | n/a | 94.74 | n/a | n/a | 0.001294 | NP Intra (NDs) 1 of 2 |
| Lead (mg/L) | GWC-5 | 0.001 | n/a | 1/21/2026 | 0.001ND | No | 38 | n/a | n/a | 97.37 | n/a | n/a | 0.001294 | NP Intra (NDs) 1 of 2 |

# Appendix I Intrawell Prediction Limits - All Results

Plant Wansley Client: Southern Company Data: Wansley Landfill Printed 3/31/2026, 6:16 AM

| Constituent | Well | Upper Lim. | Lower Lim. | Date | Observ. | Sig. | Bg N | Bg Mean | Std. Dev. | %NDs | ND Adj. | Transform | Alpha | Method |
|---|---|---|---|---|---|---|---|---|---|---|---|---|---|---|
| Lead (mg/L) | GWC-7 | 0.001 | n/a | 1/22/2026 | 0.001ND | No | 38 | n/a | n/a | 97.37 | n/a | n/a | 0.001294 | NP Intra (NDs) 1 of 2 |
| Lead (mg/L) | GWC-8 | 0.001 | n/a | 1/22/2026 | 0.001ND | No | 38 | n/a | n/a | 92.11 | n/a | n/a | 0.001294 | NP Intra (NDs) 1 of 2 |
| Lead (mg/L) | GWC-9 | 0.001 | n/a | 1/22/2026 | 0.001ND | No | 38 | n/a | n/a | 97.37 | n/a | n/a | 0.001294 | NP Intra (NDs) 1 of 2 |
| Mercury (mg/L) | GWA-1 | 0.0002 | n/a | 1/20/2026 | 0.0002ND | No | 38 | n/a | n/a | 94.74 | n/a | n/a | 0.001294 | NP Intra (NDs) 1 of 2 |
| Mercury (mg/L) | GWA-2 | 0.0002 | n/a | 1/20/2026 | 0.0002ND | No | 38 | n/a | n/a | 94.74 | n/a | n/a | 0.001294 | NP Intra (NDs) 1 of 2 |
| Mercury (mg/L) | GWA-28 | 0.0002 | n/a | 1/20/2026 | 0.0002ND | No | 38 | n/a | n/a | 94.74 | n/a | n/a | 0.001294 | NP Intra (NDs) 1 of 2 |
| Mercury (mg/L) | GWA-29 | 0.00021 | n/a | 1/20/2026 | 0.0002ND | No | 37 | n/a | n/a | 94.59 | n/a | n/a | 0.001361 | NP Intra (NDs) 1 of 2 |
| Mercury (mg/L) | GWA-3 | 0.0002 | n/a | 1/21/2026 | 0.0002ND | No | 22 | n/a | n/a | 95.45 | n/a | n/a | 0.003707 | NP Intra (NDs) 1 of 2 |
| Mercury (mg/L) | GWA-4 | 0.0002 | n/a | 1/20/2026 | 0.0002ND | No | 38 | n/a | n/a | 94.74 | n/a | n/a | 0.001294 | NP Intra (NDs) 1 of 2 |
| Mercury (mg/L) | GWC-10 | 0.0002 | n/a | 1/21/2026 | 0.0002ND | No | 27 | n/a | n/a | 92.59 | n/a | n/a | 0.002502 | NP Intra (NDs) 1 of 2 |
| Mercury (mg/L) | GWC-11 | 0.0002 | n/a | 1/21/2026 | 0.0002ND | No | 38 | n/a | n/a | 94.74 | n/a | n/a | 0.001294 | NP Intra (NDs) 1 of 2 |
| Mercury (mg/L) | GWC-12 | 0.0002 | n/a | 1/21/2026 | 0.0002ND | No | 38 | n/a | n/a | 97.37 | n/a | n/a | 0.001294 | NP Intra (NDs) 1 of 2 |
| Mercury (mg/L) | GWC-13 | 0.0002 | n/a | 1/21/2026 | 0.0002ND | No | 38 | n/a | n/a | 94.74 | n/a | n/a | 0.001294 | NP Intra (NDs) 1 of 2 |
| Mercury (mg/L) | GWC-14 | 0.00023 | n/a | 1/20/2026 | 0.0002ND | No | 39 | n/a | n/a | 84.62 | n/a | n/a | 0.001226 | NP Intra (NDs) 1 of 2 |
| Mercury (mg/L) | GWC-15 | 0.0002 | n/a | 1/21/2026 | 0.0002ND | No | 38 | n/a | n/a | 94.74 | n/a | n/a | 0.001294 | NP Intra (NDs) 1 of 2 |
| Mercury (mg/L) | GWC-16 | 0.0002 | n/a | 1/21/2026 | 0.0002ND | No | 38 | n/a | n/a | 94.74 | n/a | n/a | 0.001294 | NP Intra (NDs) 1 of 2 |
| Mercury (mg/L) | GWC-17 | 0.0002 | n/a | 1/21/2026 | 0.0002ND | No | 38 | n/a | n/a | 94.74 | n/a | n/a | 0.001294 | NP Intra (NDs) 1 of 2 |
| Mercury (mg/L) | GWC-18 | 0.0002 | n/a | 1/21/2026 | 0.0002ND | No | 38 | n/a | n/a | 94.74 | n/a | n/a | 0.001294 | NP Intra (NDs) 1 of 2 |
| Mercury (mg/L) | GWC-19 | 0.0002 | n/a | 1/21/2026 | 0.0002ND | No | 38 | n/a | n/a | 94.74 | n/a | n/a | 0.001294 | NP Intra (NDs) 1 of 2 |
| Mercury (mg/L) | GWC-20 | 0.0002 | n/a | 1/21/2026 | 0.0002ND | No | 38 | n/a | n/a | 94.74 | n/a | n/a | 0.001294 | NP Intra (NDs) 1 of 2 |
| Mercury (mg/L) | GWC-21 | 0.0002 | n/a | 1/20/2026 | 0.0002ND | No | 38 | n/a | n/a | 89.47 | n/a | n/a | 0.001294 | NP Intra (NDs) 1 of 2 |
| Mercury (mg/L) | GWC-22 | 0.0002 | n/a | 1/20/2026 | 0.0002ND | No | 38 | n/a | n/a | 94.74 | n/a | n/a | 0.001294 | NP Intra (NDs) 1 of 2 |
| Mercury (mg/L) | GWC-23 | 0.0002 | n/a | 1/22/2026 | 0.0002ND | No | 38 | n/a | n/a | 97.37 | n/a | n/a | 0.001294 | NP Intra (NDs) 1 of 2 |
| Mercury (mg/L) | GWC-24 | 0.0002 | n/a | 1/21/2026 | 0.0002ND | No | 29 | n/a | n/a | 96.55 | n/a | n/a | 0.002172 | NP Intra (NDs) 1 of 2 |
| Mercury (mg/L) | GWC-25 | 0.0002 | n/a | 1/21/2026 | 0.0002ND | No | 37 | n/a | n/a | 97.3 | n/a | n/a | 0.001361 | NP Intra (NDs) 1 of 2 |
| Mercury (mg/L) | GWC-26 | 0.0002 | n/a | 1/22/2026 | 0.0002ND | No | 38 | n/a | n/a | 94.74 | n/a | n/a | 0.001294 | NP Intra (NDs) 1 of 2 |
| Mercury (mg/L) | GWC-27 | 0.0002 | n/a | 1/21/2026 | 0.0002ND | No | 38 | n/a | n/a | 92.11 | n/a | n/a | 0.001294 | NP Intra (NDs) 1 of 2 |
| Mercury (mg/L) | GWC-30 | 0.0002 | n/a | 1/21/2026 | 0.0002ND | No | 38 | n/a | n/a | 92.11 | n/a | n/a | 0.001294 | NP Intra (NDs) 1 of 2 |
| Mercury (mg/L) | GWC-31 | 0.0002 | n/a | 2/11/2026 | 0.0002ND | No | 33 | n/a | n/a | 93.94 | n/a | n/a | 0.001701 | NP Intra (NDs) 1 of 2 |
| Mercury (mg/L) | GWC-32 | 0.0002 | n/a | 1/21/2026 | 0.0002ND | No | 38 | n/a | n/a | 97.37 | n/a | n/a | 0.001294 | NP Intra (NDs) 1 of 2 |
| Mercury (mg/L) | GWC-33 | 0.0002 | n/a | 1/22/2026 | 0.0002ND | No | 37 | n/a | n/a | 97.3 | n/a | n/a | 0.001361 | NP Intra (NDs) 1 of 2 |
| Mercury (mg/L) | GWC-34 | 0.0002 | n/a | 1/22/2026 | 0.0002ND | No | 38 | n/a | n/a | 92.11 | n/a | n/a | 0.001294 | NP Intra (NDs) 1 of 2 |
| Mercury (mg/L) | GWC-35 | 0.0002 | n/a | 1/22/2026 | 0.0002ND | No | 38 | n/a | n/a | 97.37 | n/a | n/a | 0.001294 | NP Intra (NDs) 1 of 2 |
| Mercury (mg/L) | GWC-5 | 0.0002 | n/a | 1/21/2026 | 0.0002ND | No | 38 | n/a | n/a | 97.37 | n/a | n/a | 0.001294 | NP Intra (NDs) 1 of 2 |
| Mercury (mg/L) | GWC-6 | 0.0002 | n/a | 1/20/2026 | 0.0002ND | No | 38 | n/a | n/a | 94.74 | n/a | n/a | 0.001294 | NP Intra (NDs) 1 of 2 |
| Mercury (mg/L) | GWC-7 | 0.0002 | n/a | 1/22/2026 | 0.0002ND | No | 38 | n/a | n/a | 97.37 | n/a | n/a | 0.001294 | NP Intra (NDs) 1 of 2 |
| Mercury (mg/L) | GWC-8 | 0.0004 | n/a | 1/22/2026 | 0.0002ND | No | 39 | n/a | n/a | 89.74 | n/a | n/a | 0.001226 | NP Intra (NDs) 1 of 2 |
| Mercury (mg/L) | GWC-9 | 0.0002 | n/a | 1/22/2026 | 0.0002ND | No | 38 | n/a | n/a | 92.11 | n/a | n/a | 0.001294 | NP Intra (NDs) 1 of 2 |
| Nickel (mg/L) | GWA-1 | 0.0025 | n/a | 1/20/2026 | 0.001J | No | 32 | n/a | n/a | 53.13 | n/a | n/a | 0.001803 | NP Intra (NDs) 1 of 2 |
| Nickel (mg/L) | GWA-2 | 0.0028 | n/a | 1/20/2026 | 0.0014J | No | 32 | n/a | n/a | 37.5 | n/a | n/a | 0.001803 | NP Intra (normality) 1 of 2 |
| Nickel (mg/L) | GWA-28 | 0.005 | n/a | 1/20/2026 | 0.0006J | No | 32 | n/a | n/a | 81.25 | n/a | n/a | 0.001803 | NP Intra (NDs) 1 of 2 |
| Nickel (mg/L) | GWA-29 | 0.006838 | n/a | 1/20/2026 | 0.00068J | No | 32 | 0.04577 | 0.01406 | 9.375 | None | sqrt(x) | 0.0001135 | Param Intra 1 of 2 |
| Nickel (mg/L) | GWA-3 | 0.006889 | n/a | 1/21/2026 | 0.00053J | No | 19 | 0.04614 | 0.01264 | 21.05 | Kaplan-Meier | sqrt(x) | 0.0001135 | Param Intra 1 of 2 |
| Nickel (mg/L) | GWA-4 | 0.005 | n/a | 1/20/2026 | 0.005ND | No | 30 | n/a | n/a | 43.33 | n/a | n/a | 0.002008 | NP Intra (normality) 1 of 2 |
| Nickel (mg/L) | GWC-10 | 0.006797 | n/a | 1/21/2026 | 0.00067J | No | 21 | 0.04617 | 0.01276 | 0 | None | sqrt(x) | 0.0001135 | Param Intra 1 of 2 |
| Nickel (mg/L) | GWC-11 | 0.005 | n/a | 1/21/2026 | 0.005ND | No | 32 | n/a | n/a | 87.5 | n/a | n/a | 0.001803 | NP Intra (NDs) 1 of 2 |
| Nickel (mg/L) | GWC-12 | 0.005 | n/a | 1/21/2026 | 0.005ND | No | 32 | n/a | n/a | 90.63 | n/a | n/a | 0.001803 | NP Intra (NDs) 1 of 2 |
| Nickel (mg/L) | GWC-13 | 0.005 | n/a | 1/21/2026 | 0.005ND | No | 32 | n/a | n/a | 71.88 | n/a | n/a | 0.001803 | NP Intra (NDs) 1 of 2 |
| Nickel (mg/L) | GWC-14 | 0.02693 | n/a | 1/20/2026 | 0.017 | No | 22 | 0.01664 | 0.003659 | 0 | None | No | 0.0001135 | Param Intra 1 of 2 |
| Nickel (mg/L) | GWC-15 | 0.005 | n/a | 1/21/2026 | 0.005ND | No | 32 | n/a | n/a | 93.75 | n/a | n/a | 0.001803 | NP Intra (NDs) 1 of 2 |
| Nickel (mg/L) | GWC-16 | 0.005 | n/a | 1/21/2026 | 0.0011J | No | 32 | n/a | n/a | 87.5 | n/a | n/a | 0.001803 | NP Intra (NDs) 1 of 2 |
| Nickel (mg/L) | GWC-17 | 0.005 | n/a | 1/21/2026 | 0.005ND | No | 32 | n/a | n/a | 87.5 | n/a | n/a | 0.001803 | NP Intra (NDs) 1 of 2 |
| Nickel (mg/L) | GWC-18 | 0.005 | n/a | 1/21/2026 | 0.005ND | No | 32 | n/a | n/a | 84.38 | n/a | n/a | 0.001803 | NP Intra (NDs) 1 of 2 |
| Nickel (mg/L) | GWC-19 | 0.0014 | n/a | 1/21/2026 | 0.0012J | No | 32 | n/a | n/a | 59.38 | n/a | n/a | 0.001803 | NP Intra (NDs) 1 of 2 |
| Nickel (mg/L) | GWC-20 | 0.005 | n/a | 1/21/2026 | 0.005ND | No | 32 | n/a | n/a | 87.5 | n/a | n/a | 0.001803 | NP Intra (NDs) 1 of 2 |
| Nickel (mg/L) | GWC-21 | 0.001 | n/a | 1/20/2026 | 0.0015J | No | 32 | n/a | n/a | 65.63 | n/a | n/a | 0.001803 | NP Intra (NDs) 1 of 2 |
| Nickel (mg/L) | GWC-22 | 0.001 | n/a | 1/20/2026 | 0.00046J | No | 32 | n/a | n/a | 90.63 | n/a | n/a | 0.001803 | NP Intra (NDs) 1 of 2 |
| Nickel (mg/L) | GWC-23 | 0.005 | n/a | 1/22/2026 | 0.005ND | No | 32 | n/a | n/a | 78.13 | n/a | n/a | 0.001803 | NP Intra (NDs) 1 of 2 |
| Nickel (mg/L) | GWC-24 | 0.004055 | n/a | 1/21/2026 | 0.0021J | No | 23 | 0.00203 | 0.0007263 | 8.696 | None | No | 0.0001135 | Param Intra 1 of 2 |
| Nickel (mg/L) | GWC-25 | 0.03141 | n/a | 1/21/2026 | 0.0034J | No | 31 | -5.365 | 0.7223 | 16.13 | Kaplan-Meier | ln(x) | 0.0001135 | Param Intra 1 of 2 |
| Nickel (mg/L) | GWC-26 | 0.0031 | n/a | 1/22/2026 | 0.00045J | No | 32 | n/a | n/a | 59.38 | n/a | n/a | 0.001803 | NP Intra (NDs) 1 of 2 |
| Nickel (mg/L) | GWC-27 | 0.005 | n/a | 1/21/2026 | 0.005ND | No | 32 | n/a | n/a | 90.63 | n/a | n/a | 0.001803 | NP Intra (NDs) 1 of 2 |
| Nickel (mg/L) | GWC-31 | 0.01203 | n/a | 2/11/2026 | 0.00063J | No | 28 | 0.1268 | 0.03817 | 10.71 | None | x^(1/3) | 0.0001135 | Param Intra 1 of 2 |
| Nickel (mg/L) | GWC-32 | 0.005 | n/a | 1/21/2026 | 0.005ND | No | 32 | n/a | n/a | 75 | n/a | n/a | 0.001803 | NP Intra (NDs) 1 of 2 |
| Nickel (mg/L) | GWC-33 | 0.005 | n/a | 1/22/2026 | 0.005ND | No | 31 | n/a | n/a | 77.42 | n/a | n/a | 0.001905 | NP Intra (NDs) 1 of 2 |
| Nickel (mg/L) | GWC-34 | 0.0025 | n/a | 1/22/2026 | 0.00071J | No | 31 | n/a | n/a | 48.39 | n/a | n/a | 0.001905 | NP Intra (normality) 1 of 2 |
| Nickel (mg/L) | GWC-35 | 0.004605 | n/a | 1/22/2026 | 0.0026J | No | 32 | 0.001849 | 0.00105 | 15.63 | Kaplan-Meier | No | 0.0001135 | Param Intra 1 of 2 |
| Nickel (mg/L) | GWC-5 | 0.01156 | n/a | 1/21/2026 | 0.0043J | No | 32 | 0.00545 | 0.002326 | 12.5 | None | No | 0.0001135 | Param Intra 1 of 2 |

# Appendix I Intrawell Prediction Limits - All Results

Plant Wansley Client: Southern Company Data: Wansley Landfill Printed 3/31/2026, 6:16 AM

| Constituent | Well | Upper Lim. | Lower Lim. | Date | Observ. | Sig. | Bg N | Bg Mean | Std. Dev. | %NDs | ND Adj. | Transform | Alpha | Method |
|---|---|---|---|---|---|---|---|---|---|---|---|---|---|---|
| Nickel (mg/L) | GWC-6 | 0.009621 | n/a | 1/20/2026 | 0.007 | No | 32 | 0.005214 | 0.001678 | 3.125 | None | No | 0.0001135 | Param Intra 1 of 2 |
| Nickel (mg/L) | GWC-7 | 0.02143 | n/a | 1/22/2026 | 0.0079 | No | 32 | 0.009466 | 0.004556 | 12.5 | None | No | 0.0001135 | Param Intra 1 of 2 |
| Nickel (mg/L) | GWC-8 | 0.005438 | n/a | 1/22/2026 | 0.001925J | No | 31 | 0.002909 | 0.0009592 | 19.35 | None | No | 0.0001135 | Param Intra 1 of 2 Deseas |
| Nickel (mg/L) | GWC-9 | 0.07885 | n/a | 1/22/2026 | 0.0099 | No | 31 | -4.46 | 0.7282 | 3.226 | None | ln(x) | 0.0001135 | Param Intra 1 of 2 |
| Selenium (mg/L) | GWA-1 | 0.005 | n/a | 1/20/2026 | 0.005ND | No | 38 | n/a | n/a | 97.37 | n/a | n/a | 0.001294 | NP Intra (NDs) 1 of 2 |
| Selenium (mg/L) | GWA-2 | 0.005 | n/a | 1/20/2026 | 0.005ND | No | 38 | n/a | n/a | 100 | n/a | n/a | 0.001294 | NP Intra (NDs) 1 of 2 |
| Selenium (mg/L) | GWA-28 | 0.005 | n/a | 1/20/2026 | 0.005ND | No | 38 | n/a | n/a | 94.74 | n/a | n/a | 0.001294 | NP Intra (NDs) 1 of 2 |
| Selenium (mg/L) | GWA-29 | 0.005 | n/a | 1/20/2026 | 0.005ND | No | 37 | n/a | n/a | 89.19 | n/a | n/a | 0.001361 | NP Intra (NDs) 1 of 2 |
| Selenium (mg/L) | GWA-3 | 0.005 | n/a | 1/21/2026 | 0.005ND | No | 22 | n/a | n/a | 95.45 | n/a | n/a | 0.003707 | NP Intra (NDs) 1 of 2 |
| Selenium (mg/L) | GWA-4 | 0.005 | n/a | 1/20/2026 | 0.005ND | No | 38 | n/a | n/a | 97.37 | n/a | n/a | 0.001294 | NP Intra (NDs) 1 of 2 |
| Selenium (mg/L) | GWC-11 | 0.005 | n/a | 1/21/2026 | 0.005ND | No | 38 | n/a | n/a | 89.47 | n/a | n/a | 0.001294 | NP Intra (NDs) 1 of 2 |
| Selenium (mg/L) | GWC-12 | 0.005 | n/a | 1/21/2026 | 0.005ND | No | 38 | n/a | n/a | 97.37 | n/a | n/a | 0.001294 | NP Intra (NDs) 1 of 2 |
| Selenium (mg/L) | GWC-13 | 0.005 | n/a | 1/21/2026 | 0.005ND | No | 38 | n/a | n/a | 97.37 | n/a | n/a | 0.001294 | NP Intra (NDs) 1 of 2 |
| Selenium (mg/L) | GWC-14 | 0.0071 | n/a | 1/20/2026 | 0.005ND | No | 39 | n/a | n/a | 66.67 | n/a | n/a | 0.001226 | NP Intra (NDs) 1 of 2 |
| Selenium (mg/L) | GWC-15 | 0.005 | n/a | 1/21/2026 | 0.005ND | No | 38 | n/a | n/a | 97.37 | n/a | n/a | 0.001294 | NP Intra (NDs) 1 of 2 |
| Selenium (mg/L) | GWC-16 | 0.005 | n/a | 1/21/2026 | 0.005ND | No | 38 | n/a | n/a | 97.37 | n/a | n/a | 0.001294 | NP Intra (NDs) 1 of 2 |
| Selenium (mg/L) | GWC-18 | 0.005 | n/a | 1/21/2026 | 0.005ND | No | 38 | n/a | n/a | 97.37 | n/a | n/a | 0.001294 | NP Intra (NDs) 1 of 2 |
| Selenium (mg/L) | GWC-21 | 0.005 | n/a | 1/20/2026 | 0.005ND | No | 38 | n/a | n/a | 97.37 | n/a | n/a | 0.001294 | NP Intra (NDs) 1 of 2 |
| Selenium (mg/L) | GWC-22 | 0.005 | n/a | 1/20/2026 | 0.005ND | No | 38 | n/a | n/a | 97.37 | n/a | n/a | 0.001294 | NP Intra (NDs) 1 of 2 |
| Selenium (mg/L) | GWC-25 | 0.005 | n/a | 1/21/2026 | 0.005ND | No | 37 | n/a | n/a | 97.3 | n/a | n/a | 0.001361 | NP Intra (NDs) 1 of 2 |
| Selenium (mg/L) | GWC-26 | 0.005 | n/a | 1/22/2026 | 0.005ND | No | 38 | n/a | n/a | 94.74 | n/a | n/a | 0.001294 | NP Intra (NDs) 1 of 2 |
| Selenium (mg/L) | GWC-27 | 0.005 | n/a | 1/21/2026 | 0.005ND | No | 38 | n/a | n/a | 97.37 | n/a | n/a | 0.001294 | NP Intra (NDs) 1 of 2 |
| Selenium (mg/L) | GWC-30 | 0.005 | n/a | 1/21/2026 | 0.005ND | No | 38 | n/a | n/a | 92.11 | n/a | n/a | 0.001294 | NP Intra (NDs) 1 of 2 |
| Selenium (mg/L) | GWC-31 | 0.005 | n/a | 2/11/2026 | 0.005ND | No | 33 | n/a | n/a | 81.82 | n/a | n/a | 0.001701 | NP Intra (NDs) 1 of 2 |
| Selenium (mg/L) | GWC-32 | 0.005 | n/a | 1/21/2026 | 0.005ND | No | 38 | n/a | n/a | 97.37 | n/a | n/a | 0.001294 | NP Intra (NDs) 1 of 2 |
| Selenium (mg/L) | GWC-33 | 0.005 | n/a | 1/22/2026 | 0.005ND | No | 37 | n/a | n/a | 86.49 | n/a | n/a | 0.001361 | NP Intra (NDs) 1 of 2 |
| Selenium (mg/L) | GWC-35 | 0.005 | n/a | 1/22/2026 | 0.005ND | No | 38 | n/a | n/a | 97.37 | n/a | n/a | 0.001294 | NP Intra (NDs) 1 of 2 |
| Selenium (mg/L) | GWC-5 | 0.005 | n/a | 1/21/2026 | 0.005ND | No | 38 | n/a | n/a | 94.74 | n/a | n/a | 0.001294 | NP Intra (NDs) 1 of 2 |
| Selenium (mg/L) | GWC-6 | 0.005 | n/a | 1/20/2026 | 0.005ND | No | 38 | n/a | n/a | 94.74 | n/a | n/a | 0.001294 | NP Intra (NDs) 1 of 2 |
| Selenium (mg/L) | GWC-7 | 0.005 | n/a | 1/22/2026 | 0.005ND | No | 38 | n/a | n/a | 97.37 | n/a | n/a | 0.001294 | NP Intra (NDs) 1 of 2 |
| Selenium (mg/L) | GWC-8 | 0.005 | n/a | 1/22/2026 | 0.005ND | No | 38 | n/a | n/a | 89.47 | n/a | n/a | 0.001294 | NP Intra (NDs) 1 of 2 |
| Selenium (mg/L) | GWC-9 | 0.005 | n/a | 1/22/2026 | 0.005ND | No | 37 | n/a | n/a | 89.19 | n/a | n/a | 0.001361 | NP Intra (NDs) 1 of 2 |
| Silver (mg/L) | GWA-1 | 0.001 | n/a | 1/20/2026 | 0.001ND | No | 32 | n/a | n/a | 100 | n/a | n/a | 0.001803 | NP Intra (NDs) 1 of 2 |
| Silver (mg/L) | GWA-2 | 0.001 | n/a | 1/20/2026 | 0.001ND | No | 32 | n/a | n/a | 100 | n/a | n/a | 0.001803 | NP Intra (NDs) 1 of 2 |
| Silver (mg/L) | GWA-28 | 0.001 | n/a | 1/20/2026 | 0.001ND | No | 32 | n/a | n/a | 100 | n/a | n/a | 0.001803 | NP Intra (NDs) 1 of 2 |
| Silver (mg/L) | GWA-29 | 0.001756 | n/a | 1/20/2026 | 0.0011 | No | 31 | 0.0009591 | 0.0003022 | 19.35 | Kaplan-Meier | No | 0.0001135 | Param Intra 1 of 2 |
| Silver (mg/L) | GWA-3 | 0.001 | n/a | 1/21/2026 | 0.001ND | No | 19 | n/a | n/a | 100 | n/a | n/a | 0.004832 | NP Intra (NDs) 1 of 2 |
| Silver (mg/L) | GWA-4 | 0.001 | n/a | 1/20/2026 | 0.001ND | No | 32 | n/a | n/a | 100 | n/a | n/a | 0.001803 | NP Intra (NDs) 1 of 2 |
| Silver (mg/L) | GWC-10 | 0.001 | n/a | 1/21/2026 | 0.001ND | No | 20 | n/a | n/a | 95 | n/a | n/a | 0.004291 | NP Intra (NDs) 1 of 2 |
| Silver (mg/L) | GWC-11 | 0.001 | n/a | 1/21/2026 | 0.001ND | No | 32 | n/a | n/a | 96.88 | n/a | n/a | 0.001803 | NP Intra (NDs) 1 of 2 |
| Silver (mg/L) | GWC-12 | 0.001 | n/a | 1/21/2026 | 0.001ND | No | 32 | n/a | n/a | 96.88 | n/a | n/a | 0.001803 | NP Intra (NDs) 1 of 2 |
| Silver (mg/L) | GWC-14 | 0.001 | n/a | 1/20/2026 | 0.001ND | No | 32 | n/a | n/a | 96.88 | n/a | n/a | 0.001803 | NP Intra (NDs) 1 of 2 |
| Silver (mg/L) | GWC-16 | 0.001 | n/a | 1/21/2026 | 0.001ND | No | 32 | n/a | n/a | 96.88 | n/a | n/a | 0.001803 | NP Intra (NDs) 1 of 2 |
| Silver (mg/L) | GWC-17 | 0.001 | n/a | 1/21/2026 | 0.001ND | No | 33 | n/a | n/a | 96.97 | n/a | n/a | 0.001701 | NP Intra (NDs) 1 of 2 |
| Silver (mg/L) | GWC-21 | 0.001 | n/a | 1/20/2026 | 0.001ND | No | 32 | n/a | n/a | 96.88 | n/a | n/a | 0.001803 | NP Intra (NDs) 1 of 2 |
| Silver (mg/L) | GWC-22 | 0.001 | n/a | 1/20/2026 | 0.001ND | No | 32 | n/a | n/a | 96.88 | n/a | n/a | 0.001803 | NP Intra (NDs) 1 of 2 |
| Silver (mg/L) | GWC-23 | 0.001 | n/a | 1/22/2026 | 0.001ND | No | 32 | n/a | n/a | 96.88 | n/a | n/a | 0.001803 | NP Intra (NDs) 1 of 2 |
| Silver (mg/L) | GWC-24 | 0.001 | n/a | 1/21/2026 | 0.001ND | No | 23 | n/a | n/a | 95.65 | n/a | n/a | 0.003415 | NP Intra (NDs) 1 of 2 |
| Silver (mg/L) | GWC-25 | 0.001 | n/a | 1/21/2026 | 0.001ND | No | 31 | n/a | n/a | 96.77 | n/a | n/a | 0.001905 | NP Intra (NDs) 1 of 2 |
| Silver (mg/L) | GWC-26 | 0.001 | n/a | 1/22/2026 | 0.001ND | No | 32 | n/a | n/a | 96.88 | n/a | n/a | 0.001803 | NP Intra (NDs) 1 of 2 |
| Silver (mg/L) | GWC-27 | 0.001 | n/a | 1/21/2026 | 0.001ND | No | 31 | n/a | n/a | 96.77 | n/a | n/a | 0.001905 | NP Intra (NDs) 1 of 2 |
| Silver (mg/L) | GWC-31 | 0.0023 | n/a | 2/11/2026 | 0.001ND | No | 27 | n/a | n/a | 59.26 | n/a | n/a | 0.002502 | NP Intra (NDs) 1 of 2 |
| Silver (mg/L) | GWC-32 | 0.001 | n/a | 1/21/2026 | 0.001ND | No | 32 | n/a | n/a | 96.88 | n/a | n/a | 0.001803 | NP Intra (NDs) 1 of 2 |
| Silver (mg/L) | GWC-33 | 0.001 | n/a | 1/22/2026 | 0.001ND | No | 32 | n/a | n/a | 96.88 | n/a | n/a | 0.001803 | NP Intra (NDs) 1 of 2 |
| Silver (mg/L) | GWC-5 | 0.001 | n/a | 1/21/2026 | 0.001ND | No | 32 | n/a | n/a | 96.88 | n/a | n/a | 0.001803 | NP Intra (NDs) 1 of 2 |
| Silver (mg/L) | GWC-6 | 0.001 | n/a | 1/20/2026 | 0.001ND | No | 31 | n/a | n/a | 96.77 | n/a | n/a | 0.001905 | NP Intra (NDs) 1 of 2 |
| Thallium (mg/L) | GWA-1 | 0.001 | n/a | 1/20/2026 | 0.001ND | No | 38 | n/a | n/a | 89.47 | n/a | n/a | 0.001294 | NP Intra (NDs) 1 of 2 |
| Thallium (mg/L) | GWA-2 | 0.001 | n/a | 1/20/2026 | 0.00072J | No | 37 | n/a | n/a | 97.3 | n/a | n/a | 0.001361 | NP Intra (NDs) 1 of 2 |
| Thallium (mg/L) | GWA-28 | 0.001 | n/a | 1/20/2026 | 0.001ND | No | 37 | n/a | n/a | 100 | n/a | n/a | 0.001361 | NP Intra (NDs) 1 of 2 |
| Thallium (mg/L) | GWA-29 | 0.001 | n/a | 1/20/2026 | 0.00021J | No | 36 | n/a | n/a | 100 | n/a | n/a | 0.001429 | NP Intra (NDs) 1 of 2 |
| Thallium (mg/L) | GWA-3 | 0.001 | n/a | 1/21/2026 | 0.001ND | No | 22 | n/a | n/a | 100 | n/a | n/a | 0.003707 | NP Intra (NDs) 1 of 2 |
| Thallium (mg/L) | GWA-4 | 0.001 | n/a | 1/20/2026 | 0.001ND | No | 38 | n/a | n/a | 94.74 | n/a | n/a | 0.001294 | NP Intra (NDs) 1 of 2 |
| Thallium (mg/L) | GWC-11 | 0.001 | n/a | 1/21/2026 | 0.001ND | No | 36 | n/a | n/a | 97.22 | n/a | n/a | 0.001429 | NP Intra (NDs) 1 of 2 |
| Thallium (mg/L) | GWC-12 | 0.001 | n/a | 1/21/2026 | 0.001ND | No | 36 | n/a | n/a | 94.44 | n/a | n/a | 0.001429 | NP Intra (NDs) 1 of 2 |
| Thallium (mg/L) | GWC-13 | 0.001 | n/a | 1/21/2026 | 0.001ND | No | 36 | n/a | n/a | 97.22 | n/a | n/a | 0.001429 | NP Intra (NDs) 1 of 2 |
| Thallium (mg/L) | GWC-14 | 0.001096 | n/a | 1/20/2026 | 0.00054J | No | 37 | 0.02001 | 0.005083 | 21.62 | Kaplan-Meier | sqrt(x) | 0.0001135 | Param Intra 1 of 2 |
| Thallium (mg/L) | GWC-15 | 0.001 | n/a | 1/21/2026 | 0.001ND | No | 38 | n/a | n/a | 94.74 | n/a | n/a | 0.001294 | NP Intra (NDs) 1 of 2 |
| Thallium (mg/L) | GWC-19 | 0.001 | n/a | 1/21/2026 | 0.001ND | No | 38 | n/a | n/a | 94.74 | n/a | n/a | 0.001294 | NP Intra (NDs) 1 of 2 |

# Appendix I Intrawell Prediction Limits - All Results

Plant Wansley Client: Southern Company Data: Wansley Landfill Printed 3/31/2026, 6:16 AM

| Constituent | Well | Upper Lim. | Lower Lim. | Date | Observ. | Sig. | Bg N | Bg Mean | Std. Dev. | %NDs | ND Adj. | Transform | Alpha | Method |
|---|---|---|---|---|---|---|---|---|---|---|---|---|---|---|
| Thallium (mg/L) | GWC-20 | 0.001 | n/a | 1/21/2026 | 0.001ND | No | 38 | n/a | n/a | 97.37 | n/a | n/a | 0.001294 | NP Intra (NDs) 1 of 2 |
| Thallium (mg/L) | GWC-21 | 0.001 | n/a | 1/20/2026 | 0.001ND | No | 38 | n/a | n/a | 92.11 | n/a | n/a | 0.001294 | NP Intra (NDs) 1 of 2 |
| Thallium (mg/L) | GWC-22 | 0.001 | n/a | 1/20/2026 | 0.001ND | No | 38 | n/a | n/a | 92.11 | n/a | n/a | 0.001294 | NP Intra (NDs) 1 of 2 |
| Thallium (mg/L) | GWC-23 | 0.001 | n/a | 1/22/2026 | 0.001ND | No | 36 | n/a | n/a | 94.44 | n/a | n/a | 0.001429 | NP Intra (NDs) 1 of 2 |
| Thallium (mg/L) | GWC-24 | 0.001 | n/a | 1/21/2026 | 0.001ND | No | 28 | n/a | n/a | 92.86 | n/a | n/a | 0.002337 | NP Intra (NDs) 1 of 2 |
| Thallium (mg/L) | GWC-25 | 0.001 | n/a | 1/21/2026 | 0.001ND | No | 35 | n/a | n/a | 94.29 | n/a | n/a | 0.001497 | NP Intra (NDs) 1 of 2 |
| Thallium (mg/L) | GWC-27 | 0.001 | n/a | 1/21/2026 | 0.001ND | No | 36 | n/a | n/a | 50 | n/a | n/a | 0.001429 | NP Intra (normality) 1 of 2 |
| Thallium (mg/L) | GWC-30 | 0.001 | n/a | 1/21/2026 | 0.001ND | No | 36 | n/a | n/a | 97.22 | n/a | n/a | 0.001429 | NP Intra (NDs) 1 of 2 |
| Thallium (mg/L) | GWC-31 | 0.001 | n/a | 2/11/2026 | 0.001ND | No | 32 | n/a | n/a | 96.88 | n/a | n/a | 0.001803 | NP Intra (NDs) 1 of 2 |
| Thallium (mg/L) | GWC-33 | 0.001 | n/a | 1/22/2026 | 0.001ND | No | 36 | n/a | n/a | 61.11 | n/a | n/a | 0.001429 | NP Intra (NDs) 1 of 2 |
| Thallium (mg/L) | GWC-34 | 0.001 | n/a | 1/22/2026 | 0.001ND | No | 37 | n/a | n/a | 97.3 | n/a | n/a | 0.001361 | NP Intra (NDs) 1 of 2 |
| Thallium (mg/L) | GWC-35 | 0.001 | n/a | 1/22/2026 | 0.001ND | No | 37 | n/a | n/a | 91.89 | n/a | n/a | 0.001361 | NP Intra (NDs) 1 of 2 |
| Thallium (mg/L) | GWC-6 | 0.001 | n/a | 1/20/2026 | 0.001ND | No | 38 | n/a | n/a | 81.58 | n/a | n/a | 0.001294 | NP Intra (NDs) 1 of 2 |
| Thallium (mg/L) | GWC-7 | 0.001 | n/a | 1/22/2026 | 0.001ND | No | 36 | n/a | n/a | 94.44 | n/a | n/a | 0.001429 | NP Intra (NDs) 1 of 2 |
| Thallium (mg/L) | GWC-8 | 0.001 | n/a | 1/22/2026 | 0.001ND | No | 36 | n/a | n/a | 83.33 | n/a | n/a | 0.001429 | NP Intra (NDs) 1 of 2 |
| Thallium (mg/L) | GWC-9 | 0.001 | n/a | 1/22/2026 | 0.001ND | No | 36 | n/a | n/a | 75 | n/a | n/a | 0.001429 | NP Intra (NDs) 1 of 2 |
| Vanadium (mg/L) | GWA-1 | 0.005 | n/a | 1/20/2026 | 0.005ND | No | 32 | n/a | n/a | 90.63 | n/a | n/a | 0.001803 | NP Intra (NDs) 1 of 2 |
| Vanadium (mg/L) | GWA-2 | 0.005 | n/a | 1/20/2026 | 0.005ND | No | 32 | n/a | n/a | 78.13 | n/a | n/a | 0.001803 | NP Intra (NDs) 1 of 2 |
| Vanadium (mg/L) | GWA-28 | 0.005 | n/a | 1/20/2026 | 0.005ND | No | 32 | n/a | n/a | 78.13 | n/a | n/a | 0.001803 | NP Intra (NDs) 1 of 2 |
| Vanadium (mg/L) | GWA-29 | 0.005 | n/a | 1/20/2026 | 0.005ND | No | 32 | n/a | n/a | 81.25 | n/a | n/a | 0.001803 | NP Intra (NDs) 1 of 2 |
| Vanadium (mg/L) | GWA-3 | 0.005 | n/a | 1/21/2026 | 0.005ND | No | 19 | n/a | n/a | 68.42 | n/a | n/a | 0.004832 | NP Intra (NDs) 1 of 2 |
| Vanadium (mg/L) | GWA-4 | 0.005 | n/a | 1/20/2026 | 0.005ND | No | 32 | n/a | n/a | 65.63 | n/a | n/a | 0.001803 | NP Intra (NDs) 1 of 2 |
| Vanadium (mg/L) | GWC-10 | 0.0055 | n/a | 1/21/2026 | 0.005ND | No | 22 | n/a | n/a | 63.64 | n/a | n/a | 0.003707 | NP Intra (NDs) 1 of 2 |
| Vanadium (mg/L) | GWC-11 | 0.0064 | n/a | 1/21/2026 | 0.0027J | No | 32 | n/a | n/a | 18.75 | n/a | n/a | 0.001803 | NP Intra (normality) 1 of 2 |
| Vanadium (mg/L) | GWC-12 | 0.005 | n/a | 1/21/2026 | 0.005ND | No | 32 | n/a | n/a | 87.5 | n/a | n/a | 0.001803 | NP Intra (NDs) 1 of 2 |
| Vanadium (mg/L) | GWC-13 | 0.005 | n/a | 1/21/2026 | 0.005ND | No | 32 | n/a | n/a | 81.25 | n/a | n/a | 0.001803 | NP Intra (NDs) 1 of 2 |
| Vanadium (mg/L) | GWC-14 | 0.005 | n/a | 1/20/2026 | 0.005ND | No | 33 | n/a | n/a | 87.88 | n/a | n/a | 0.001701 | NP Intra (NDs) 1 of 2 |
| Vanadium (mg/L) | GWC-15 | 0.005 | n/a | 1/21/2026 | 0.0014J | No | 33 | n/a | n/a | 72.73 | n/a | n/a | 0.001701 | NP Intra (NDs) 1 of 2 |
| Vanadium (mg/L) | GWC-16 | 0.0066 | n/a | 1/21/2026 | 0.005 | No | 33 | 0.004023 | 0.0009856 | 18.18 | Kaplan-Meier | No | 0.0001135 | Param Intra 1 of 2 |
| Vanadium (mg/L) | GWC-17 | 0.005568 | n/a | 1/21/2026 | 0.0022J | No | 35 | -6.251 | 0.409 | 28.57 | Kaplan-Meier | ln(x) | 0.0001135 | Param Intra 1 of 2 |
| Vanadium (mg/L) | GWC-18 | 0.005 | n/a | 1/21/2026 | 0.002J | No | 33 | n/a | n/a | 42.42 | n/a | n/a | 0.001701 | NP Intra (normality) 1 of 2 |
| Vanadium (mg/L) | GWC-19 | 0.005 | n/a | 1/21/2026 | 0.0013J | No | 33 | n/a | n/a | 63.64 | n/a | n/a | 0.001701 | NP Intra (NDs) 1 of 2 |
| Vanadium (mg/L) | GWC-20 | 0.005 | n/a | 1/21/2026 | 0.005ND | No | 32 | n/a | n/a | 25 | n/a | n/a | 0.001803 | NP Intra (normality) 1 of 2 |
| Vanadium (mg/L) | GWC-21 | 0.005 | n/a | 1/20/2026 | 0.005ND | No | 32 | n/a | n/a | 87.5 | n/a | n/a | 0.001803 | NP Intra (NDs) 1 of 2 |
| Vanadium (mg/L) | GWC-22 | 0.009441 | n/a | 1/20/2026 | 0.0047J | No | 33 | 0.006548 | 0.001107 | 9.091 | None | No | 0.0001135 | Param Intra 1 of 2 |
| Vanadium (mg/L) | GWC-23 | 0.005 | n/a | 1/22/2026 | 0.005ND | No | 32 | n/a | n/a | 71.88 | n/a | n/a | 0.001803 | NP Intra (NDs) 1 of 2 |
| Vanadium (mg/L) | GWC-24 | 0.005 | n/a | 1/21/2026 | 0.005ND | No | 23 | n/a | n/a | 82.61 | n/a | n/a | 0.003415 | NP Intra (NDs) 1 of 2 |
| Vanadium (mg/L) | GWC-25 | 0.005 | n/a | 1/21/2026 | 0.005ND | No | 29 | n/a | n/a | 72.41 | n/a | n/a | 0.002172 | NP Intra (NDs) 1 of 2 |
| Vanadium (mg/L) | GWC-26 | 0.005 | n/a | 1/22/2026 | 0.005ND | No | 32 | n/a | n/a | 90.63 | n/a | n/a | 0.001803 | NP Intra (NDs) 1 of 2 |
| Vanadium (mg/L) | GWC-27 | 0.005 | n/a | 1/21/2026 | 0.005ND | No | 32 | n/a | n/a | 93.75 | n/a | n/a | 0.001803 | NP Intra (NDs) 1 of 2 |
| Vanadium (mg/L) | GWC-30 | 0.005 | n/a | 1/21/2026 | 0.005ND | No | 32 | n/a | n/a | 50 | n/a | n/a | 0.001803 | NP Intra (normality) 1 of 2 |
| Vanadium (mg/L) | GWC-31 | 0.005 | n/a | 2/11/2026 | 0.0017J | No | 30 | n/a | n/a | 53.33 | n/a | n/a | 0.002008 | NP Intra (NDs) 1 of 2 |
| Vanadium (mg/L) | GWC-32 | 0.005 | n/a | 1/21/2026 | 0.005ND | No | 33 | n/a | n/a | 75.76 | n/a | n/a | 0.001701 | NP Intra (NDs) 1 of 2 |
| Vanadium (mg/L) | GWC-33 | 0.0052 | n/a | 1/22/2026 | 0.005ND | No | 33 | n/a | n/a | 81.82 | n/a | n/a | 0.001701 | NP Intra (NDs) 1 of 2 |
| Vanadium (mg/L) | GWC-34 | 0.0055 | n/a | 1/22/2026 | 0.005ND | No | 33 | n/a | n/a | 87.88 | n/a | n/a | 0.001701 | NP Intra (NDs) 1 of 2 |
| Vanadium (mg/L) | GWC-35 | 0.005 | n/a | 1/22/2026 | 0.005ND | No | 33 | n/a | n/a | 81.82 | n/a | n/a | 0.001701 | NP Intra (NDs) 1 of 2 |
| Vanadium (mg/L) | GWC-5 | 0.006082 | n/a | 1/21/2026 | 0.0036J | No | 33 | 0.05352 | 0.009358 | 21.21 | Kaplan-Meier | sqrt(x) | 0.0001135 | Param Intra 1 of 2 |
| Vanadium (mg/L) | GWC-6 | 0.0064 | n/a | 1/20/2026 | 0.005ND | No | 33 | n/a | n/a | 75.76 | n/a | n/a | 0.001701 | NP Intra (NDs) 1 of 2 |
| Vanadium (mg/L) | GWC-7 | 0.005457 | n/a | 1/22/2026 | 0.0041J | No | 33 | 0.0456 | 0.01082 | 30.3 | Kaplan-Meier | sqrt(x) | 0.0001135 | Param Intra 1 of 2 |
| Vanadium (mg/L) | GWC-8 | 0.005 | n/a | 1/22/2026 | 0.0017J | No | 33 | n/a | n/a | 54.55 | n/a | n/a | 0.001701 | NP Intra (NDs) 1 of 2 |
| Vanadium (mg/L) | GWC-9 | 0.005 | n/a | 1/22/2026 | 0.005ND | No | 32 | n/a | n/a | 56.25 | n/a | n/a | 0.001803 | NP Intra (NDs) 1 of 2 |
| Zinc (mg/L) | GWA-1 | 0.078 | n/a | 1/20/2026 | 0.01ND | No | 32 | n/a | n/a | 18.75 | n/a | n/a | 0.001803 | NP Intra (normality) 1 of 2 |
| Zinc (mg/L) | GWA-2 | 0.01 | n/a | 1/20/2026 | 0.01ND | No | 32 | n/a | n/a | 43.75 | n/a | n/a | 0.001803 | NP Intra (normality) 1 of 2 |
| Zinc (mg/L) | GWA-28 | 0.063 | n/a | 1/20/2026 | 0.01ND | No | 32 | n/a | n/a | 18.75 | n/a | n/a | 0.001803 | NP Intra (normality) 1 of 2 |
| Zinc (mg/L) | GWA-29 | 0.05235 | n/a | 1/20/2026 | 0.022 | No | 32 | 0.02888 | 0.008943 | 0 | None | No | 0.0001135 | Param Intra 1 of 2 |
| Zinc (mg/L) | GWA-3 | 0.05227 | n/a | 1/21/2026 | 0.005ND | No | 19 | 0.12 | 0.03725 | 10.53 | None | sqrt(x) | 0.0001135 | Param Intra 1 of 2 |
| Zinc (mg/L) | GWA-4 | 0.052 | n/a | 1/20/2026 | 0.01ND | No | 32 | n/a | n/a | 59.38 | n/a | n/a | 0.001803 | NP Intra (NDs) 1 of 2 |
| Zinc (mg/L) | GWC-10 | 0.013 | n/a | 1/21/2026 | 0.01ND | No | 21 | n/a | n/a | 42.86 | n/a | n/a | 0.003999 | NP Intra (normality) 1 of 2 |
| Zinc (mg/L) | GWC-11 | 0.038 | n/a | 1/21/2026 | 0.01ND | No | 32 | n/a | n/a | 71.88 | n/a | n/a | 0.001803 | NP Intra (NDs) 1 of 2 |
| Zinc (mg/L) | GWC-12 | 0.033 | n/a | 1/21/2026 | 0.01ND | No | 32 | n/a | n/a | 81.25 | n/a | n/a | 0.001803 | NP Intra (NDs) 1 of 2 |
| Zinc (mg/L) | GWC-13 | 0.01 | n/a | 1/21/2026 | 0.01ND | No | 32 | n/a | n/a | 71.88 | n/a | n/a | 0.001803 | NP Intra (NDs) 1 of 2 |
| Zinc (mg/L) | GWC-14 | 0.04463 | n/a | 1/20/2026 | 0.018 | No | 22 | -4.241 | 0.4021 | 0 | None | ln(x) | 0.0001135 | Param Intra 1 of 2 |
| Zinc (mg/L) | GWC-15 | 0.01 | n/a | 1/21/2026 | 0.01ND | No | 32 | n/a | n/a | 90.63 | n/a | n/a | 0.001803 | NP Intra (NDs) 1 of 2 |
| Zinc (mg/L) | GWC-16 | 0.01 | n/a | 1/21/2026 | 0.01ND | No | 32 | n/a | n/a | 75 | n/a | n/a | 0.001803 | NP Intra (NDs) 1 of 2 |
| Zinc (mg/L) | GWC-17 | 0.012 | n/a | 1/21/2026 | 0.01ND | No | 32 | n/a | n/a | 68.75 | n/a | n/a | 0.001803 | NP Intra (NDs) 1 of 2 |
| Zinc (mg/L) | GWC-18 | 0.01 | n/a | 1/21/2026 | 0.01ND | No | 32 | n/a | n/a | 71.88 | n/a | n/a | 0.001803 | NP Intra (NDs) 1 of 2 |
| Zinc (mg/L) | GWC-19 | 0.01337 | n/a | 1/21/2026 | 0.01ND | No | 32 | 0.06654 | 0.0187 | 37.5 | Kaplan-Meier | sqrt(x) | 0.0001135 | Param Intra 1 of 2 |
| Zinc (mg/L) | GWC-20 | 0.038 | n/a | 1/21/2026 | 0.01ND | No | 32 | n/a | n/a | 62.5 | n/a | n/a | 0.001803 | NP Intra (NDs) 1 of 2 |

# Appendix I Intrawell Prediction Limits - All Results

Plant Wansley Client: Southern Company Data: Wansley Landfill Printed 3/31/2026, 6:16 AM

| Constituent | Well | Upper Lim. | Lower Lim. | Date | Observ. | Sig. | Bg N | Bg Mean | Std. Dev. | %NDs | ND Adj. | Transform | Alpha | Method |
|---|---|---|---|---|---|---|---|---|---|---|---|---|---|---|
| Zinc (mg/L) | GWC-21 | 0.01755 | n/a | 1/20/2026 | 0.01ND | No | 32 | -5.258 | 0.4627 | 28.13 | Kaplan-Meier | ln(x) | 0.0001135 | Param Intra 1 of 2 |
| Zinc (mg/L) | GWC-22 | 0.017 | n/a | 1/20/2026 | 0.01ND | No | 32 | n/a | n/a | 62.5 | n/a | n/a | 0.001803 | NP Intra (NDs) 1 of 2 |
| Zinc (mg/L) | GWC-23 | 0.016 | n/a | 1/22/2026 | 0.01ND | No | 31 | n/a | n/a | 54.84 | n/a | n/a | 0.001905 | NP Intra (NDs) 1 of 2 |
| Zinc (mg/L) | GWC-24 | 0.02008 | n/a | 1/21/2026 | 0.01ND | No | 23 | 0.08427 | 0.0206 | 17.39 | Kaplan-Meier | sqrt(x) | 0.0001135 | Param Intra 1 of 2 |
| Zinc (mg/L) | GWC-25 | 0.03744 | n/a | 1/21/2026 | 0.005ND | No | 31 | 0.2077 | 0.0481 | 9.677 | None | x^(1/3) | 0.0001135 | Param Intra 1 of 2 |
| Zinc (mg/L) | GWC-26 | 0.019 | n/a | 1/22/2026 | 0.01ND | No | 32 | n/a | n/a | 50 | n/a | n/a | 0.001803 | NP Intra (normality) 1 of 2 |
| Zinc (mg/L) | GWC-27 | 0.02 | n/a | 1/21/2026 | 0.01ND | No | 32 | n/a | n/a | 46.88 | n/a | n/a | 0.001803 | NP Intra (normality) 1 of 2 |
| Zinc (mg/L) | GWC-30 | 0.022 | n/a | 1/21/2026 | 0.01ND | No | 31 | n/a | n/a | 74.19 | n/a | n/a | 0.001905 | NP Intra (NDs) 1 of 2 |
| Zinc (mg/L) | GWC-31 | 0.06948 | n/a | 2/11/2026 | 0.018 | No | 28 | 0.2443 | 0.0622 | 7.143 | None | x^(1/3) | 0.0001135 | Param Intra 1 of 2 |
| Zinc (mg/L) | GWC-32 | 0.1422 | n/a | 1/21/2026 | 0.03 | No | 32 | 0.05863 | 0.03185 | 0 | None | No | 0.0001135 | Param Intra 1 of 2 |
| Zinc (mg/L) | GWC-33 | 0.01896 | n/a | 1/22/2026 | 0.01ND | No | 31 | 0.1827 | 0.03185 | 35.48 | Kaplan-Meier | x^(1/3) | 0.0001135 | Param Intra 1 of 2 |
| Zinc (mg/L) | GWC-34 | 0.01 | n/a | 1/22/2026 | 0.01ND | No | 32 | n/a | n/a | 71.88 | n/a | n/a | 0.001803 | NP Intra (NDs) 1 of 2 |
| Zinc (mg/L) | GWC-35 | 0.014 | n/a | 1/22/2026 | 0.01ND | No | 32 | n/a | n/a | 46.88 | n/a | n/a | 0.001803 | NP Intra (normality) 1 of 2 |
| Zinc (mg/L) | GWC-5 | 0.01 | n/a | 1/21/2026 | 0.01ND | No | 32 | n/a | n/a | 56.25 | n/a | n/a | 0.001803 | NP Intra (NDs) 1 of 2 |
| Zinc (mg/L) | GWC-6 | 0.01 | n/a | 1/20/2026 | 0.01ND | No | 31 | n/a | n/a | 58.06 | n/a | n/a | 0.001905 | NP Intra (NDs) 1 of 2 |
| Zinc (mg/L) | GWC-7 | 0.01 | n/a | 1/22/2026 | 0.01ND | No | 31 | n/a | n/a | 61.29 | n/a | n/a | 0.001905 | NP Intra (NDs) 1 of 2 |
| Zinc (mg/L) | GWC-8 | 0.012 | n/a | 1/22/2026 | 0.01ND | No | 31 | n/a | n/a | 38.71 | n/a | n/a | 0.001905 | NP Intra (normality) 1 of 2 |
| Zinc (mg/L) | GWC-9 | 0.0435 | n/a | 1/22/2026 | 0.01 | No | 31 | -5.34 | 0.8362 | 32.26 | Kaplan-Meier | ln(x) | 0.0001135 | Param Intra 1 of 2 |

# Appendix I Interwell Prediction Limits - Two-Step - All Results (No Significant)

Plant Wansley Client: Southern Company Data: Wansley Landfill Printed 3/23/2026, 4:29 PM

| Constituent | Well | Upper Lim. | Lower Lim. | Date | Observ. | Sig. | Bg N | Bg Mean | Std. Dev. | %NDs | ND Adj. | Transform | Alpha | Method |
|---|---|---|---|---|---|---|---|---|---|---|---|---|---|---|
| Barium (mg/L) | GWC-6 | 0.19 | n/a | 1/20/2026 | 0.082 | No | 217 | n/a | n/a | 14.29 | n/a | n/a | 0.00004893 | NP Inter (normality) 1 of 2 |
| Barium (mg/L) | GWC-20 | 0.19 | n/a | 1/21/2026 | 0.042 | No | 217 | n/a | n/a | 14.29 | n/a | n/a | 0.00004893 | NP Inter (normality) 1 of 2 |
| Barium (mg/L) | GWC-35 | 0.19 | n/a | 1/22/2026 | 0.054 | No | 217 | n/a | n/a | 14.29 | n/a | n/a | 0.00004893 | NP Inter (normality) 1 of 2 |

# Appendix I Trend Tests - Prediction Limit Exceedances - Significant Results

Plant Wansley Client: Southern Company Data: Wansley Landfill Printed 3/23/2026, 3:36 PM

| Constituent | Well | Slope | Calc. | Critical | Sig. | N | %NDs | Normality | Xform | Alpha | Method |
|---|---|---|---|---|---|---|---|---|---|---|---|
| **Barium (mg/L)** | **GWA-4 (bg)** | **0.004017** | **301** | **214** | **Yes** | **39** | **0** | **n/a** | **n/a** | **0.01** | **NP** |
| **Barium (mg/L)** | **GWC-35** | **0.0005399** | **412** | **214** | **Yes** | **39** | **0** | **n/a** | **n/a** | **0.01** | **NP** |

# Appendix I Trend Tests - Prediction Limit Exceedances - All Results

Plant Wansley Client: Southern Company Data: Wansley Landfill Printed 3/23/2026, 3:36 PM

| Constituent | Well | Slope | Calc. | Critical | Sig. | N | %NDs | Normality | Xform | Alpha | Method |
|---|---|---|---|---|---|---|---|---|---|---|---|
| Barium (mg/L) | GWA-1 (bg) | 0 | 70 | 214 | No | 39 | 0 | n/a | n/a | 0.01 | NP |
| Barium (mg/L) | GWA-2 (bg) | 0 | -4 | -214 | No | 39 | 0 | n/a | n/a | 0.01 | NP |
| Barium (mg/L) | GWA-3 (bg) | 0.004279 | 74 | 98 | No | 23 | 0 | n/a | n/a | 0.01 | NP |
| **Barium (mg/L)** | **GWA-4 (bg)** | **0.004017** | **301** | **214** | **Yes** | **39** | **0** | **n/a** | **n/a** | **0.01** | **NP** |
| Barium (mg/L) | GWA-28 (bg) | 0 | 65 | 214 | No | 39 | 43.59 | n/a | n/a | 0.01 | NP |
| Barium (mg/L) | GWA-29 (bg) | 0.0001147 | 148 | 206 | No | 38 | 36.84 | n/a | n/a | 0.01 | NP |
| Barium (mg/L) | GWC-6 | 0.0006661 | 134 | 214 | No | 39 | 0 | n/a | n/a | 0.01 | NP |
| Barium (mg/L) | GWC-20 | 0 | 26 | 214 | No | 39 | 0 | n/a | n/a | 0.01 | NP |
| **Barium (mg/L)** | **GWC-35** | **0.0005399** | **412** | **214** | **Yes** | **39** | **0** | **n/a** | **n/a** | **0.01** | **NP** |

# Appendix III Intrawell Prediction Limits - Significant Results

Plant Wansley Client: Southern Company Data: Wansley Landfill Printed 3/23/2026, 2:08 PM

| Constituent | Well | Upper Lim. | Lower Lim. | Date | Observ. | Sig. | Bg N | Bg Mean | Std. Dev. | %NDs | ND Adj. | Transform | Alpha | Method |
|---|---|---|---|---|---|---|---|---|---|---|---|---|---|---|
| **Sulfate (mg/L)** | **GWA-2** | **15** | **n/a** | **1/20/2026** | **18** | **Yes** | **27** | **n/a** | **n/a** | **0** | **n/a** | **n/a** | **0.002502** | **NP Intra (normality) 1 of 2** |
| **Sulfate (mg/L)** | **GWC-8** | **46.86** | **n/a** | **1/22/2026** | **68** | **Yes** | **26** | **2.91** | **0.3772** | **0** | **None** | **ln(x)** | **0.0002595** | **Param Intra 1 of 2** |
| **Sulfate (mg/L)** | **GWC-35** | **4.7** | **n/a** | **1/22/2026** | **9.7** | **Yes** | **23** | **n/a** | **n/a** | **0** | **n/a** | **n/a** | **0.003415** | **NP Intra (normality) 1 of 2** |
| **TDS (mg/L)** | **GWC-24** | **45.79** | **n/a** | **1/21/2026** | **47** | **Yes** | **27** | **24.04** | **8.803** | **7.407** | **None** | **No** | **0.0002595** | **Param Intra 1 of 2** |

# Appendix III Intrawell Prediction Limits - All Results

Plant Wansley Client: Southern Company Data: Wansley Landfill Printed 3/23/2026, 2:08 PM

| Constituent | Well | Upper Lim. | Lower Lim. | Date | Observ. | Sig. | Bg N | Bg Mean | Std. Dev. | %NDs | ND Adj. | Transform | Alpha | Method |
|---|---|---|---|---|---|---|---|---|---|---|---|---|---|---|
| pH, Field (SU) | GWA-1 | 5.75 | 5.042 | 1/20/2026 | 5.46 | No | 29 | 5.396 | 0.1449 | 0 | None | No | 0.0001297 | Param Intra 1 of 2 |
| pH, Field (SU) | GWA-2 | 5.979 | 5.168 | 1/20/2026 | 5.61 | No | 29 | 32376 | 5447 | 0 | None | x^6 | 0.0001297 | Param Intra 1 of 2 |
| pH, Field (SU) | GWA-3 | 7.137 | 4.651 | 1/20/2026 | 6.08 | No | 21 | 5.894 | 0.4801 | 0 | None | No | 0.0001297 | Param Intra 1 of 2 |
| pH, Field (SU) | GWA-4 | 6.589 | 5.927 | 1/20/2026 | 6 | No | 28 | 6.258 | 0.1346 | 0 | None | No | 0.0001297 | Param Intra 1 of 2 |
| pH, Field (SU) | GWA-28 | 6.517 | 5.668 | 1/20/2026 | 5.76 | No | 29 | 2.467 | 0.0352 | 0 | None | sqrt(x) | 0.0001297 | Param Intra 1 of 2 |
| pH, Field (SU) | GWA-29 | 6.211 | 5.493 | 1/20/2026 | 5.74 | No | 27 | 5.852 | 0.1454 | 0 | None | No | 0.0001297 | Param Intra 1 of 2 |
| pH, Field (SU) | GWC-5 | 7.05 | 6.15 | 1/21/2026 | 6.36 | No | 28 | n/a | n/a | 0 | n/a | n/a | 0.004674 | NP Intra (normality) 1 of 2 |
| pH, Field (SU) | GWC-6 | 6.5 | 5.71 | 1/20/2026 | 5.71 | No | 28 | n/a | n/a | 0 | n/a | n/a | 0.004674 | NP Intra (normality) 1 of 2 |
| pH, Field (SU) | GWC-7 | 6.64 | 6.137 | 1/22/2026 | 6.36 | No | 28 | 6.388 | 0.1023 | 0 | None | No | 0.0001297 | Param Intra 1 of 2 |
| pH, Field (SU) | GWC-8 | 6.34 | 5.57 | 1/22/2026 | 5.87 | No | 30 | 5.955 | 0.1585 | 0 | None | No | 0.0001297 | Param Intra 1 of 2 |
| pH, Field (SU) | GWC-9 | 6.173 | 5.171 | 1/22/2026 | 5.5 | No | 31 | 5.672 | 0.207 | 0 | None | No | 0.0001297 | Param Intra 1 of 2 |
| pH, Field (SU) | GWC-10 | 6.92 | 5.016 | 1/21/2026 | 5.33 | No | 27 | 5.968 | 0.3853 | 0 | None | No | 0.0001297 | Param Intra 1 of 2 |
| pH, Field (SU) | GWC-11 | 6.496 | 5.693 | 1/21/2026 | 6.09 | No | 32 | 6.094 | 0.1664 | 0 | None | No | 0.0001297 | Param Intra 1 of 2 |
| pH, Field (SU) | GWC-12 | 7.754 | 6.959 | 1/21/2026 | 7.27 | No | 31 | 7.356 | 0.1642 | 0 | None | No | 0.0001297 | Param Intra 1 of 2 |
| pH, Field (SU) | GWC-13 | 7.49 | 6.52 | 1/21/2026 | 6.53 | No | 30 | n/a | n/a | 0 | n/a | n/a | 0.004015 | NP Intra (normality) 1 of 2 |
| pH, Field (SU) | GWC-14 | 6.277 | 4.651 | 1/20/2026 | 5.33 | No | 30 | 5.464 | 0.3343 | 0 | None | No | 0.0001297 | Param Intra 1 of 2 |
| pH, Field (SU) | GWC-15 | 7.24 | 6.31 | 1/21/2026 | 6.37 | No | 31 | n/a | n/a | 0 | n/a | n/a | 0.003811 | NP Intra (normality) 1 of 2 |
| pH, Field (SU) | GWC-16 | 6.372 | 5.818 | 1/21/2026 | 5.9 | No | 28 | 6.095 | 0.1128 | 0 | None | No | 0.0001297 | Param Intra 1 of 2 |
| pH, Field (SU) | GWC-17 | 6.44 | 5.883 | 1/21/2026 | 5.99 | No | 30 | 6.161 | 0.1147 | 0 | None | No | 0.0001297 | Param Intra 1 of 2 |
| pH, Field (SU) | GWC-18 | 6.178 | 5.652 | 1/21/2026 | 5.91 | No | 27 | 5.915 | 0.1063 | 0 | None | No | 0.0001297 | Param Intra 1 of 2 |
| pH, Field (SU) | GWC-19 | 6.176 | 5.541 | 1/21/2026 | 5.96 | No | 29 | 5.859 | 0.1299 | 0 | None | No | 0.0001297 | Param Intra 1 of 2 |
| pH, Field (SU) | GWC-20 | 6.91 | 6.01 | 1/21/2026 | 6.37 | No | 28 | n/a | n/a | 0 | n/a | n/a | 0.004674 | NP Intra (normality) 1 of 2 |
| pH, Field (SU) | GWC-21 | 5.977 | 5.111 | 1/20/2026 | 5.82 | No | 28 | 5.544 | 0.176 | 0 | None | No | 0.0001297 | Param Intra 1 of 2 |
| pH, Field (SU) | GWC-22 | 6.977 | 6.227 | 1/20/2026 | 6.94 | No | 29 | 6.602 | 0.1533 | 0 | None | No | 0.0001297 | Param Intra 1 of 2 |
| pH, Field (SU) | GWC-23 | 6.363 | 5.519 | 1/22/2026 | 5.94 | No | 28 | 5.941 | 0.1717 | 0 | None | No | 0.0001297 | Param Intra 1 of 2 |
| pH, Field (SU) | GWC-24 | 6.46 | 4.97 | 1/21/2026 | 5.37 | No | 26 | n/a | n/a | 0 | n/a | n/a | 0.005334 | NP Intra (normality) 1 of 2 |
| pH, Field (SU) | GWC-25 | 7.058 | 5.217 | 1/21/2026 | 6.17 | No | 31 | 6.137 | 0.3802 | 0 | None | No | 0.0001297 | Param Intra 1 of 2 |
| pH, Field (SU) | GWC-26 | 6.038 | 5.52 | 1/22/2026 | 5.54 | No | 28 | n/a | n/a | 0 | n/a | n/a | 0.004674 | NP Intra (normality) 1 of 2 |
| pH, Field (SU) | GWC-27 | 5.938 | 5.146 | 1/21/2026 | 5.33 | No | 29 | 5.542 | 0.1619 | 0 | None | No | 0.0001297 | Param Intra 1 of 2 |
| pH, Field (SU) | GWC-30 | 6.78 | 5.77 | 1/21/2026 | 5.85 | No | 29 | n/a | n/a | 0 | n/a | n/a | 0.004345 | NP Intra (normality) 1 of 2 |
| pH, Field (SU) | GWC-31 | 6.72 | 5.89 | 2/11/2026 | 6.14 | No | 30 | n/a | n/a | 0 | n/a | n/a | 0.004015 | NP Intra (normality) 1 of 2 |
| pH, Field (SU) | GWC-32 | 6.363 | 5.856 | 1/21/2026 | 5.95 | No | 27 | 6.11 | 0.1026 | 0 | None | No | 0.0001297 | Param Intra 1 of 2 |
| pH, Field (SU) | GWC-33 | 6.905 | 5.705 | 1/22/2026 | 6.25 | No | 29 | 6.305 | 0.2454 | 0 | None | No | 0.0001297 | Param Intra 1 of 2 |
| pH, Field (SU) | GWC-34 | 6.329 | 5.465 | 1/22/2026 | 5.93 | No | 28 | 5.897 | 0.1758 | 0 | None | No | 0.0001297 | Param Intra 1 of 2 |
| pH, Field (SU) | GWC-35 | 5.873 | 5.215 | 1/22/2026 | 5.46 | No | 29 | 5.544 | 0.1346 | 0 | None | No | 0.0001297 | Param Intra 1 of 2 |
| Sulfate (mg/L) | GWA-1 | 1.7 | n/a | 1/20/2026 | 1ND | No | 27 | n/a | n/a | 88.89 | n/a | n/a | 0.002502 | NP Intra (NDs) 1 of 2 |
| **Sulfate (mg/L)** | **GWA-2** | **15** | **n/a** | **1/20/2026** | **18** | **Yes** | **27** | **n/a** | **n/a** | **0** | **n/a** | **n/a** | **0.002502** | **NP Intra (normality) 1 of 2** |
| Sulfate (mg/L) | GWA-3 | 165.3 | n/a | n/a | 1 future | n/a | 17 | 56.04 | 40.1 | 11.76 | None | No | 0.0002595 | Param Intra 1 of 2 |
| Sulfate (mg/L) | GWA-4 | 15 | n/a | 1/20/2026 | 11 | No | 27 | n/a | n/a | 0 | n/a | n/a | 0.002502 | NP Intra (normality) 1 of 2 |
| Sulfate (mg/L) | GWA-28 | 2.486 | n/a | 1/20/2026 | 1 | No | 28 | 1.042 | 0.1272 | 3.571 | None | x^(1/3) | 0.0002595 | Param Intra 1 of 2 |
| Sulfate (mg/L) | GWA-29 | 26 | n/a | 1/20/2026 | 4 | No | 28 | n/a | n/a | 0 | n/a | n/a | 0.002337 | NP Intra (normality) 1 of 2 |
| Sulfate (mg/L) | GWC-5 | 37.05 | n/a | 1/21/2026 | 31 | No | 20 | 28.15 | 3.407 | 0 | None | No | 0.0002595 | Param Intra 1 of 2 |
| Sulfate (mg/L) | GWC-6 | 30 | n/a | 1/20/2026 | 12 | No | 27 | n/a | n/a | 0 | n/a | n/a | 0.002502 | NP Intra (normality) 1 of 2 |
| Sulfate (mg/L) | GWC-7 | 60.79 | n/a | 1/22/2026 | 36 | No | 13 | 41.62 | 6.436 | 0 | None | No | 0.0002595 | Param Intra 1 of 2 |
| **Sulfate (mg/L)** | **GWC-8** | **46.86** | **n/a** | **1/22/2026** | **68** | **Yes** | **26** | **2.91** | **0.3772** | **0** | **None** | **ln(x)** | **0.0002595** | **Param Intra 1 of 2** |
| Sulfate (mg/L) | GWC-9 | 37.93 | n/a | 1/22/2026 | 12 | No | 27 | 4.093 | 0.8357 | 0 | None | sqrt(x) | 0.0002595 | Param Intra 1 of 2 |
| Sulfate (mg/L) | GWC-10 | 22.62 | n/a | 1/21/2026 | 6.4 | No | 15 | 11.55 | 3.907 | 0 | None | No | 0.0002595 | Param Intra 1 of 2 |
| Sulfate (mg/L) | GWC-11 | 1.6 | n/a | 1/21/2026 | 1ND | No | 26 | n/a | n/a | 65.38 | n/a | n/a | 0.002667 | NP Intra (NDs) 1 of 2 |
| Sulfate (mg/L) | GWC-12 | 45.5 | n/a | 1/21/2026 | 32 | No | 15 | 31.07 | 5.092 | 0 | None | No | 0.0002595 | Param Intra 1 of 2 |
| Sulfate (mg/L) | GWC-13 | 4.077 | n/a | 1/21/2026 | 2.2 | No | 27 | 1.593 | 0.1727 | 0 | None | sqrt(x) | 0.0002595 | Param Intra 1 of 2 |
| Sulfate (mg/L) | GWC-14 | 32.75 | n/a | 1/20/2026 | 9.3 | No | 27 | 3.54 | 0.8834 | 0 | None | sqrt(x) | 0.0002595 | Param Intra 1 of 2 |
| Sulfate (mg/L) | GWC-15 | 3.603 | n/a | 1/21/2026 | 1.9 | No | 27 | 1.295 | 0.244 | 0 | None | sqrt(x) | 0.0002595 | Param Intra 1 of 2 |
| Sulfate (mg/L) | GWC-16 | 1.1 | n/a | 1/21/2026 | 1.1 | No | 27 | n/a | n/a | 55.56 | n/a | n/a | 0.002502 | NP Intra (NDs) 1 of 2 |
| Sulfate (mg/L) | GWC-17 | 5 | n/a | 1/21/2026 | 1.2 | No | 27 | n/a | n/a | 40.74 | n/a | n/a | 0.002502 | NP Intra (normality) 1 of 2 |
| Sulfate (mg/L) | GWC-18 | 1.2 | n/a | 1/21/2026 | 1ND | No | 27 | n/a | n/a | 48.15 | n/a | n/a | 0.002502 | NP Intra (normality) 1 of 2 |
| Sulfate (mg/L) | GWC-19 | 2.407 | n/a | 1/21/2026 | 1.5 | No | 26 | -0.2728 | 0.4632 | 26.92 | Kaplan-Meier | ln(x) | 0.0002595 | Param Intra 1 of 2 |
| Sulfate (mg/L) | GWC-20 | 2.073 | n/a | 1/21/2026 | 1.4 | No | 27 | 0.9653 | 0.1253 | 11.11 | None | x^(1/3) | 0.0002595 | Param Intra 1 of 2 |
| Sulfate (mg/L) | GWC-21 | 1.1 | n/a | 1/20/2026 | 1ND | No | 27 | n/a | n/a | 81.48 | n/a | n/a | 0.002502 | NP Intra (NDs) 1 of 2 |
| Sulfate (mg/L) | GWC-22 | 1.2 | n/a | 1/20/2026 | 1.1 | No | 27 | n/a | n/a | 51.85 | n/a | n/a | 0.002502 | NP Intra (NDs) 1 of 2 |
| Sulfate (mg/L) | GWC-23 | 1.5 | n/a | 1/22/2026 | 1.2 | No | 27 | n/a | n/a | 66.67 | n/a | n/a | 0.002502 | NP Intra (NDs) 1 of 2 |
| Sulfate (mg/L) | GWC-24 | 2.3 | n/a | 1/21/2026 | 0.85J | No | 27 | n/a | n/a | 51.85 | n/a | n/a | 0.002502 | NP Intra (NDs) 1 of 2 |
| Sulfate (mg/L) | GWC-25 | 19.09 | n/a | 1/21/2026 | 5.6 | No | 24 | 8.33 | 4.268 | 0 | None | No | 0.0002595 | Param Intra 1 of 2 |
| Sulfate (mg/L) | GWC-26 | 1.8 | n/a | 1/22/2026 | 1ND | No | 27 | n/a | n/a | 59.26 | n/a | n/a | 0.002502 | NP Intra (NDs) 1 of 2 |
| Sulfate (mg/L) | GWC-27 | 3.707 | n/a | 1/21/2026 | 2.5 | No | 28 | 1.686 | 0.8225 | 7.143 | None | No | 0.0002595 | Param Intra 1 of 2 |
| Sulfate (mg/L) | GWC-30 | 3.3 | n/a | 1/21/2026 | 1.7 | No | 27 | n/a | n/a | 0 | n/a | n/a | 0.002502 | NP Intra (normality) 1 of 2 |
| Sulfate (mg/L) | GWC-31 | 21.14 | n/a | n/a | 1 future | n/a | 22 | 12.47 | 3.377 | 0 | None | No | 0.0002595 | Param Intra 1 of 2 |
| Sulfate (mg/L) | GWC-32 | 14.9 | n/a | 1/21/2026 | 6.4 | No | 28 | 9.684 | 2.122 | 0 | None | No | 0.0002595 | Param Intra 1 of 2 |
| Sulfate (mg/L) | GWC-33 | 20.66 | n/a | 1/22/2026 | 8.7 | No | 20 | 2.16 | 0.2236 | 0 | None | x^(1/3) | 0.0002595 | Param Intra 1 of 2 |

# Appendix III Intrawell Prediction Limits - All Results

Plant Wansley Client: Southern Company Data: Wansley Landfill Printed 3/23/2026, 2:08 PM

| Constituent | Well | Upper Lim. | Lower Lim. | Date | Observ. | Sig. | Bg N | Bg Mean | Std. Dev. | %NDs | ND Adj. | Transform | Alpha | Method |
|---|---|---|---|---|---|---|---|---|---|---|---|---|---|---|
| Sulfate (mg/L) | GWC-34 | 3.8 | n/a | 1/22/2026 | 2 | No | 27 | n/a | n/a | 0 | n/a | n/a | 0.002502 | NP Intra (normality) 1 of 2 |
| **Sulfate (mg/L)** | **GWC-35** | **4.7** | **n/a** | **1/22/2026** | **9.7** | **Yes** | **23** | **n/a** | **n/a** | **0** | **n/a** | **n/a** | **0.003415** | **NP Intra (normality) 1 of 2** |
| TDS (mg/L) | GWA-1 | 33.45 | n/a | 1/20/2026 | 10ND | No | 27 | 12.17 | 8.611 | 25.93 | Kaplan-Meier | No | 0.0002595 | Param Intra 1 of 2 |
| TDS (mg/L) | GWA-2 | 82.74 | n/a | 1/20/2026 | 27 | No | 27 | 37.43 | 18.33 | 11.11 | None | No | 0.0002595 | Param Intra 1 of 2 |
| TDS (mg/L) | GWA-3 | 410 | n/a | n/a | 1 future | n/a | 18 | n/a | n/a | 0 | n/a | n/a | 0.005373 | NP Intra (normality) 1 of 2 |
| TDS (mg/L) | GWA-4 | 208.4 | n/a | 1/20/2026 | 160 | No | 27 | 159.8 | 19.67 | 0 | None | No | 0.0002595 | Param Intra 1 of 2 |
| TDS (mg/L) | GWA-28 | 115.2 | n/a | 1/20/2026 | 50 | No | 27 | 67.26 | 19.39 | 0 | None | No | 0.0002595 | Param Intra 1 of 2 |
| TDS (mg/L) | GWA-29 | 118.3 | n/a | 1/20/2026 | 45 | No | 27 | 6731 | 2938 | 0 | None | x^2 | 0.0002595 | Param Intra 1 of 2 |
| TDS (mg/L) | GWC-5 | 257.7 | n/a | 1/21/2026 | 220 | No | 27 | 36956 | 11907 | 0 | None | x^2 | 0.0002595 | Param Intra 1 of 2 |
| TDS (mg/L) | GWC-6 | 183.5 | n/a | 1/20/2026 | 100 | No | 27 | 119 | 26.08 | 0 | None | No | 0.0002595 | Param Intra 1 of 2 |
| TDS (mg/L) | GWC-7 | 480 | n/a | 1/22/2026 | 350 | No | 22 | 381.8 | 38.25 | 0 | None | No | 0.0002595 | Param Intra 1 of 2 |
| TDS (mg/L) | GWC-8 | 262.1 | n/a | 1/22/2026 | 160 | No | 27 | 170.3 | 37.16 | 0 | None | No | 0.0002595 | Param Intra 1 of 2 |
| TDS (mg/L) | GWC-9 | 245.6 | n/a | 1/22/2026 | 90 | No | 25 | 132.2 | 45.4 | 0 | None | No | 0.0002595 | Param Intra 1 of 2 |
| TDS (mg/L) | GWC-10 | 268.5 | n/a | 1/21/2026 | 130 | No | 27 | 148.5 | 48.56 | 0 | None | No | 0.0002595 | Param Intra 1 of 2 |
| TDS (mg/L) | GWC-11 | 285.7 | n/a | 1/21/2026 | 61 | No | 27 | 138.2 | 59.67 | 3.704 | None | No | 0.0002595 | Param Intra 1 of 2 |
| TDS (mg/L) | GWC-12 | 303.1 | n/a | 1/21/2026 | 210 | No | 27 | 205.4 | 39.53 | 0 | None | No | 0.0002595 | Param Intra 1 of 2 |
| TDS (mg/L) | GWC-13 | 87.02 | n/a | 1/21/2026 | 23 | No | 27 | 52.19 | 14.1 | 0 | None | No | 0.0002595 | Param Intra 1 of 2 |
| TDS (mg/L) | GWC-14 | 547.8 | n/a | 1/20/2026 | 210 | No | 27 | 307 | 97.45 | 0 | None | No | 0.0002595 | Param Intra 1 of 2 |
| TDS (mg/L) | GWC-15 | 113.7 | n/a | 1/21/2026 | 69 | No | 27 | 81.07 | 13.21 | 0 | None | No | 0.0002595 | Param Intra 1 of 2 |
| TDS (mg/L) | GWC-16 | 120.4 | n/a | 1/21/2026 | 92 | No | 27 | 7060 | 3007 | 0 | None | x^2 | 0.0002595 | Param Intra 1 of 2 |
| TDS (mg/L) | GWC-17 | 128.3 | n/a | 1/21/2026 | 100 | No | 27 | 9127 | 2964 | 0 | None | x^2 | 0.0002595 | Param Intra 1 of 2 |
| TDS (mg/L) | GWC-18 | 117.8 | n/a | 1/21/2026 | 80 | No | 27 | 79.93 | 15.32 | 0 | None | No | 0.0002595 | Param Intra 1 of 2 |
| TDS (mg/L) | GWC-19 | 112.3 | n/a | 1/21/2026 | 81 | No | 27 | 65.7 | 18.87 | 3.704 | None | No | 0.0002595 | Param Intra 1 of 2 |
| TDS (mg/L) | GWC-20 | 121.8 | n/a | 1/21/2026 | 82 | No | 28 | 91.54 | 12.31 | 0 | None | No | 0.0002595 | Param Intra 1 of 2 |
| TDS (mg/L) | GWC-21 | 90.42 | n/a | 1/20/2026 | 5ND | No | 28 | 51.57 | 15.81 | 0 | None | No | 0.0002595 | Param Intra 1 of 2 |
| TDS (mg/L) | GWC-22 | 125.8 | n/a | 1/20/2026 | 80 | No | 27 | 1092843 | 364096 | 3.704 | None | x^3 | 0.0002595 | Param Intra 1 of 2 |
| TDS (mg/L) | GWC-23 | 70.85 | n/a | 1/22/2026 | 49 | No | 26 | 37.65 | 13.36 | 3.846 | None | No | 0.0002595 | Param Intra 1 of 2 |
| **TDS (mg/L)** | **GWC-24** | **45.79** | **n/a** | **1/21/2026** | **47** | **Yes** | **27** | **24.04** | **8.803** | **7.407** | **None** | **No** | **0.0002595** | **Param Intra 1 of 2** |
| TDS (mg/L) | GWC-25 | 119.6 | n/a | 1/21/2026 | 97 | No | 27 | 76.89 | 17.27 | 0 | None | No | 0.0002595 | Param Intra 1 of 2 |
| TDS (mg/L) | GWC-26 | 81.88 | n/a | 1/22/2026 | 46 | No | 27 | 38.13 | 17.7 | 3.704 | None | No | 0.0002595 | Param Intra 1 of 2 |
| TDS (mg/L) | GWC-27 | 75.48 | n/a | 1/21/2026 | 17 | No | 27 | 35.85 | 16.04 | 11.11 | None | No | 0.0002595 | Param Intra 1 of 2 |
| TDS (mg/L) | GWC-30 | 80.86 | n/a | 1/21/2026 | 63 | No | 27 | 45.78 | 14.19 | 0 | None | No | 0.0002595 | Param Intra 1 of 2 |
| TDS (mg/L) | GWC-31 | 153.8 | n/a | n/a | 1 future | n/a | 22 | 101.2 | 20.51 | 0 | None | No | 0.0002595 | Param Intra 1 of 2 |
| TDS (mg/L) | GWC-32 | 131.1 | n/a | 1/21/2026 | 91 | No | 28 | 88.36 | 17.38 | 0 | None | No | 0.0002595 | Param Intra 1 of 2 |
| TDS (mg/L) | GWC-33 | 151 | n/a | 1/22/2026 | 79 | No | 28 | 98.82 | 21.24 | 0 | None | No | 0.0002595 | Param Intra 1 of 2 |
| TDS (mg/L) | GWC-34 | 96.14 | n/a | 1/22/2026 | 40 | No | 27 | 45.22 | 20.6 | 7.407 | None | No | 0.0002595 | Param Intra 1 of 2 |
| TDS (mg/L) | GWC-35 | 76.97 | n/a | 1/22/2026 | 55 | No | 23 | 37.67 | 15.45 | 4.348 | None | No | 0.0002595 | Param Intra 1 of 2 |

# Appendix III Interwell Prediction Limits - Two-Step - All Results (No Significant)

Plant Wansley Client: Southern Company Data: Wansley Landfill Printed 3/23/2026, 2:58 PM

| Constituent | Well | Upper Lim. | Lower Lim. | Date | Observ. | Sig. | Bg N | Bg Mean | Std. Dev. | %NDs | ND Adj. | Transform | Alpha | Method |
|---|---|---|---|---|---|---|---|---|---|---|---|---|---|---|
| Sulfate (mg/L) | GWC-8 | 150 | n/a | 1/22/2026 | 68 | No | 159 | n/a | n/a | 17.61 | n/a | n/a | 0.00007701 | NP Inter (normality) 1 of 2 |
| Sulfate (mg/L) | GWC-35 | 150 | n/a | 1/22/2026 | 9.7 | No | 159 | n/a | n/a | 17.61 | n/a | n/a | 0.00007701 | NP Inter (normality) 1 of 2 |
| TDS (mg/L) | GWC-24 | 410 | n/a | 1/21/2026 | 47 | No | 158 | n/a | n/a | 6.962 | n/a | n/a | 0.00007814 | NP Inter (normality) 1 of 2 |

# Appendix III Interwell Prediction Limits - Significant Results

Plant Wansley Client: Southern Company Data: Wansley Landfill Printed 4/6/2026, 12:15 PM

| Constituent | Well | Upper Lim. | Lower Lim. | Date | Observ. | Sig. | Bg N | Bg Mean | Std. Dev. | %NDs | ND Adj. | Transform | Alpha | Method |
|---|---|---|---|---|---|---|---|---|---|---|---|---|---|---|
| **Boron (mg/L)** | **GWC-12** | **0.08** | **n/a** | **1/21/2026** | **0.11** | **Yes** | **160** | **n/a** | **n/a** | **97.5** | **n/a** | **n/a** | **0.00007588** | **NP Inter (NDs) 1 of 2** |
| **Boron (mg/L)** | **GWC-14** | **0.08** | **n/a** | **1/20/2026** | **0.96** | **Yes** | **160** | **n/a** | **n/a** | **97.5** | **n/a** | **n/a** | **0.00007588** | **NP Inter (NDs) 1 of 2** |
| **Boron (mg/L)** | **GWC-35** | **0.08** | **n/a** | **1/22/2026** | **0.13** | **Yes** | **160** | **n/a** | **n/a** | **97.5** | **n/a** | **n/a** | **0.00007588** | **NP Inter (NDs) 1 of 2** |
| **Chloride (mg/L)** | **GWC-14** | **59** | **n/a** | **1/20/2026** | **120** | **Yes** | **160** | **n/a** | **n/a** | **1.25** | **n/a** | **n/a** | **0.00007588** | **NP Inter (normality) 1 of 2** |

# Appendix III Interwell Prediction Limits - All Results

Plant Wansley Client: Southern Company Data: Wansley Landfill Printed 4/6/2026, 12:15 PM

| Constituent | Well | Upper Lim. | Lower Lim. | Date | Observ. | Sig. | Bg N | Bg Mean | Std. Dev. | %NDs | ND Adj. | Transform | Alpha | Method |
|---|---|---|---|---|---|---|---|---|---|---|---|---|---|---|
| Boron (mg/L) | GWC-5 | 0.08 | n/a | 1/21/2026 | 0.08ND | No | 160 | n/a | n/a | 97.5 | n/a | n/a | 0.00007588 | NP Inter (NDs) 1 of 2 |
| Boron (mg/L) | GWC-6 | 0.08 | n/a | 1/20/2026 | 0.08ND | No | 160 | n/a | n/a | 97.5 | n/a | n/a | 0.00007588 | NP Inter (NDs) 1 of 2 |
| Boron (mg/L) | GWC-7 | 0.08 | n/a | 1/22/2026 | 0.08ND | No | 160 | n/a | n/a | 97.5 | n/a | n/a | 0.00007588 | NP Inter (NDs) 1 of 2 |
| Boron (mg/L) | GWC-8 | 0.08 | n/a | 1/22/2026 | 0.08ND | No | 160 | n/a | n/a | 97.5 | n/a | n/a | 0.00007588 | NP Inter (NDs) 1 of 2 |
| Boron (mg/L) | GWC-9 | 0.08 | n/a | 1/22/2026 | 0.061J | No | 160 | n/a | n/a | 97.5 | n/a | n/a | 0.00007588 | NP Inter (NDs) 1 of 2 |
| Boron (mg/L) | GWC-10 | 0.08 | n/a | 1/21/2026 | 0.08ND | No | 160 | n/a | n/a | 97.5 | n/a | n/a | 0.00007588 | NP Inter (NDs) 1 of 2 |
| Boron (mg/L) | GWC-11 | 0.08 | n/a | 1/21/2026 | 0.08ND | No | 160 | n/a | n/a | 97.5 | n/a | n/a | 0.00007588 | NP Inter (NDs) 1 of 2 |
| **Boron (mg/L)** | **GWC-12** | **0.08** | **n/a** | **1/21/2026** | **0.11** | **Yes** | **160** | **n/a** | **n/a** | **97.5** | **n/a** | **n/a** | **0.00007588** | **NP Inter (NDs) 1 of 2** |
| Boron (mg/L) | GWC-13 | 0.08 | n/a | 1/21/2026 | 0.08ND | No | 160 | n/a | n/a | 97.5 | n/a | n/a | 0.00007588 | NP Inter (NDs) 1 of 2 |
| **Boron (mg/L)** | **GWC-14** | **0.08** | **n/a** | **1/20/2026** | **0.96** | **Yes** | **160** | **n/a** | **n/a** | **97.5** | **n/a** | **n/a** | **0.00007588** | **NP Inter (NDs) 1 of 2** |
| Boron (mg/L) | GWC-15 | 0.08 | n/a | 1/21/2026 | 0.031J | No | 160 | n/a | n/a | 97.5 | n/a | n/a | 0.00007588 | NP Inter (NDs) 1 of 2 |
| Boron (mg/L) | GWC-16 | 0.08 | n/a | 1/21/2026 | 0.08ND | No | 160 | n/a | n/a | 97.5 | n/a | n/a | 0.00007588 | NP Inter (NDs) 1 of 2 |
| Boron (mg/L) | GWC-17 | 0.08 | n/a | 1/21/2026 | 0.08ND | No | 160 | n/a | n/a | 97.5 | n/a | n/a | 0.00007588 | NP Inter (NDs) 1 of 2 |
| Boron (mg/L) | GWC-18 | 0.08 | n/a | 1/21/2026 | 0.08ND | No | 160 | n/a | n/a | 97.5 | n/a | n/a | 0.00007588 | NP Inter (NDs) 1 of 2 |
| Boron (mg/L) | GWC-19 | 0.08 | n/a | 1/21/2026 | 0.08ND | No | 160 | n/a | n/a | 97.5 | n/a | n/a | 0.00007588 | NP Inter (NDs) 1 of 2 |
| Boron (mg/L) | GWC-20 | 0.08 | n/a | 1/21/2026 | 0.08ND | No | 160 | n/a | n/a | 97.5 | n/a | n/a | 0.00007588 | NP Inter (NDs) 1 of 2 |
| Boron (mg/L) | GWC-21 | 0.08 | n/a | 1/20/2026 | 0.08ND | No | 160 | n/a | n/a | 97.5 | n/a | n/a | 0.00007588 | NP Inter (NDs) 1 of 2 |
| Boron (mg/L) | GWC-22 | 0.08 | n/a | 1/20/2026 | 0.08ND | No | 160 | n/a | n/a | 97.5 | n/a | n/a | 0.00007588 | NP Inter (NDs) 1 of 2 |
| Boron (mg/L) | GWC-23 | 0.08 | n/a | 1/22/2026 | 0.08ND | No | 160 | n/a | n/a | 97.5 | n/a | n/a | 0.00007588 | NP Inter (NDs) 1 of 2 |
| Boron (mg/L) | GWC-24 | 0.08 | n/a | 1/21/2026 | 0.08ND | No | 160 | n/a | n/a | 97.5 | n/a | n/a | 0.00007588 | NP Inter (NDs) 1 of 2 |
| Boron (mg/L) | GWC-25 | 0.08 | n/a | 1/21/2026 | 0.08ND | No | 160 | n/a | n/a | 97.5 | n/a | n/a | 0.00007588 | NP Inter (NDs) 1 of 2 |
| Boron (mg/L) | GWC-26 | 0.08 | n/a | 1/22/2026 | 0.08ND | No | 160 | n/a | n/a | 97.5 | n/a | n/a | 0.00007588 | NP Inter (NDs) 1 of 2 |
| Boron (mg/L) | GWC-27 | 0.08 | n/a | 1/21/2026 | 0.08ND | No | 160 | n/a | n/a | 97.5 | n/a | n/a | 0.00007588 | NP Inter (NDs) 1 of 2 |
| Boron (mg/L) | GWC-30 | 0.08 | n/a | 1/21/2026 | 0.08ND | No | 160 | n/a | n/a | 97.5 | n/a | n/a | 0.00007588 | NP Inter (NDs) 1 of 2 |
| Boron (mg/L) | GWC-31 | 0.08 | n/a | 2/11/2026 | 0.08ND | No | 160 | n/a | n/a | 97.5 | n/a | n/a | 0.00007588 | NP Inter (NDs) 1 of 2 |
| Boron (mg/L) | GWC-32 | 0.08 | n/a | 1/21/2026 | 0.08ND | No | 160 | n/a | n/a | 97.5 | n/a | n/a | 0.00007588 | NP Inter (NDs) 1 of 2 |
| Boron (mg/L) | GWC-33 | 0.08 | n/a | 1/22/2026 | 0.08ND | No | 160 | n/a | n/a | 97.5 | n/a | n/a | 0.00007588 | NP Inter (NDs) 1 of 2 |
| Boron (mg/L) | GWC-34 | 0.08 | n/a | 1/22/2026 | 0.08ND | No | 160 | n/a | n/a | 97.5 | n/a | n/a | 0.00007588 | NP Inter (NDs) 1 of 2 |
| **Boron (mg/L)** | **GWC-35** | **0.08** | **n/a** | **1/22/2026** | **0.13** | **Yes** | **160** | **n/a** | **n/a** | **97.5** | **n/a** | **n/a** | **0.00007588** | **NP Inter (NDs) 1 of 2** |
| Calcium (mg/L) | GWC-5 | 72 | n/a | 1/21/2026 | 35 | No | 161 | n/a | n/a | 0 | n/a | n/a | 0.00007509 | NP Inter (normality) 1 of 2 |
| Calcium (mg/L) | GWC-6 | 72 | n/a | 1/20/2026 | 18 | No | 161 | n/a | n/a | 0 | n/a | n/a | 0.00007509 | NP Inter (normality) 1 of 2 |
| Calcium (mg/L) | GWC-7 | 72 | n/a | 1/22/2026 | 39 | No | 161 | n/a | n/a | 0 | n/a | n/a | 0.00007509 | NP Inter (normality) 1 of 2 |
| Calcium (mg/L) | GWC-8 | 72 | n/a | 1/22/2026 | 25 | No | 161 | n/a | n/a | 0 | n/a | n/a | 0.00007509 | NP Inter (normality) 1 of 2 |
| Calcium (mg/L) | GWC-9 | 72 | n/a | 1/22/2026 | 9.9 | No | 161 | n/a | n/a | 0 | n/a | n/a | 0.00007509 | NP Inter (normality) 1 of 2 |
| Calcium (mg/L) | GWC-10 | 72 | n/a | 1/21/2026 | 11 | No | 161 | n/a | n/a | 0 | n/a | n/a | 0.00007509 | NP Inter (normality) 1 of 2 |
| Calcium (mg/L) | GWC-11 | 72 | n/a | 1/21/2026 | 6.9 | No | 161 | n/a | n/a | 0 | n/a | n/a | 0.00007509 | NP Inter (normality) 1 of 2 |
| Calcium (mg/L) | GWC-12 | 72 | n/a | 1/21/2026 | 55 | No | 161 | n/a | n/a | 0 | n/a | n/a | 0.00007509 | NP Inter (normality) 1 of 2 |
| Calcium (mg/L) | GWC-13 | 72 | n/a | 1/21/2026 | 3.8 | No | 161 | n/a | n/a | 0 | n/a | n/a | 0.00007509 | NP Inter (normality) 1 of 2 |
| Calcium (mg/L) | GWC-14 | 72 | n/a | 1/20/2026 | 29 | No | 161 | n/a | n/a | 0 | n/a | n/a | 0.00007509 | NP Inter (normality) 1 of 2 |
| Calcium (mg/L) | GWC-15 | 72 | n/a | 1/21/2026 | 7.1 | No | 161 | n/a | n/a | 0 | n/a | n/a | 0.00007509 | NP Inter (normality) 1 of 2 |
| Calcium (mg/L) | GWC-16 | 72 | n/a | 1/21/2026 | 6.7 | No | 161 | n/a | n/a | 0 | n/a | n/a | 0.00007509 | NP Inter (normality) 1 of 2 |
| Calcium (mg/L) | GWC-17 | 72 | n/a | 1/21/2026 | 9.4 | No | 161 | n/a | n/a | 0 | n/a | n/a | 0.00007509 | NP Inter (normality) 1 of 2 |
| Calcium (mg/L) | GWC-18 | 72 | n/a | 1/21/2026 | 8.3 | No | 161 | n/a | n/a | 0 | n/a | n/a | 0.00007509 | NP Inter (normality) 1 of 2 |
| Calcium (mg/L) | GWC-19 | 72 | n/a | 1/21/2026 | 7.5 | No | 161 | n/a | n/a | 0 | n/a | n/a | 0.00007509 | NP Inter (normality) 1 of 2 |
| Calcium (mg/L) | GWC-20 | 72 | n/a | 1/21/2026 | 10 | No | 161 | n/a | n/a | 0 | n/a | n/a | 0.00007509 | NP Inter (normality) 1 of 2 |
| Calcium (mg/L) | GWC-21 | 72 | n/a | 1/20/2026 | 8.9 | No | 161 | n/a | n/a | 0 | n/a | n/a | 0.00007509 | NP Inter (normality) 1 of 2 |
| Calcium (mg/L) | GWC-22 | 72 | n/a | 1/20/2026 | 11 | No | 161 | n/a | n/a | 0 | n/a | n/a | 0.00007509 | NP Inter (normality) 1 of 2 |
| Calcium (mg/L) | GWC-23 | 72 | n/a | 1/22/2026 | 3.9 | No | 161 | n/a | n/a | 0 | n/a | n/a | 0.00007509 | NP Inter (normality) 1 of 2 |
| Calcium (mg/L) | GWC-24 | 72 | n/a | 1/21/2026 | 1.3 | No | 161 | n/a | n/a | 0 | n/a | n/a | 0.00007509 | NP Inter (normality) 1 of 2 |
| Calcium (mg/L) | GWC-25 | 72 | n/a | 1/21/2026 | 7 | No | 161 | n/a | n/a | 0 | n/a | n/a | 0.00007509 | NP Inter (normality) 1 of 2 |
| Calcium (mg/L) | GWC-26 | 72 | n/a | 1/22/2026 | 1.6 | No | 161 | n/a | n/a | 0 | n/a | n/a | 0.00007509 | NP Inter (normality) 1 of 2 |
| Calcium (mg/L) | GWC-27 | 72 | n/a | 1/21/2026 | 2 | No | 161 | n/a | n/a | 0 | n/a | n/a | 0.00007509 | NP Inter (normality) 1 of 2 |
| Calcium (mg/L) | GWC-30 | 72 | n/a | 1/21/2026 | 3.7 | No | 161 | n/a | n/a | 0 | n/a | n/a | 0.00007509 | NP Inter (normality) 1 of 2 |
| Calcium (mg/L) | GWC-31 | 72 | n/a | 2/11/2026 | 12 | No | 161 | n/a | n/a | 0 | n/a | n/a | 0.00007509 | NP Inter (normality) 1 of 2 |
| Calcium (mg/L) | GWC-32 | 72 | n/a | 1/21/2026 | 5.7 | No | 161 | n/a | n/a | 0 | n/a | n/a | 0.00007509 | NP Inter (normality) 1 of 2 |
| Calcium (mg/L) | GWC-33 | 72 | n/a | 1/22/2026 | 11 | No | 161 | n/a | n/a | 0 | n/a | n/a | 0.00007509 | NP Inter (normality) 1 of 2 |
| Calcium (mg/L) | GWC-34 | 72 | n/a | 1/22/2026 | 3.4 | No | 161 | n/a | n/a | 0 | n/a | n/a | 0.00007509 | NP Inter (normality) 1 of 2 |
| Calcium (mg/L) | GWC-35 | 72 | n/a | 1/22/2026 | 6.7 | No | 161 | n/a | n/a | 0 | n/a | n/a | 0.00007509 | NP Inter (normality) 1 of 2 |
| Chloride (mg/L) | GWC-5 | 59 | n/a | 1/21/2026 | 9.1 | No | 160 | n/a | n/a | 1.25 | n/a | n/a | 0.00007588 | NP Inter (normality) 1 of 2 |
| Chloride (mg/L) | GWC-6 | 59 | n/a | 1/20/2026 | 6.6 | No | 160 | n/a | n/a | 1.25 | n/a | n/a | 0.00007588 | NP Inter (normality) 1 of 2 |
| Chloride (mg/L) | GWC-7 | 59 | n/a | 1/22/2026 | 16 | No | 160 | n/a | n/a | 1.25 | n/a | n/a | 0.00007588 | NP Inter (normality) 1 of 2 |
| Chloride (mg/L) | GWC-8 | 59 | n/a | 1/22/2026 | 4.9 | No | 160 | n/a | n/a | 1.25 | n/a | n/a | 0.00007588 | NP Inter (normality) 1 of 2 |
| Chloride (mg/L) | GWC-9 | 59 | n/a | 1/22/2026 | 9 | No | 160 | n/a | n/a | 1.25 | n/a | n/a | 0.00007588 | NP Inter (normality) 1 of 2 |
| Chloride (mg/L) | GWC-10 | 59 | n/a | 1/21/2026 | 5.5 | No | 160 | n/a | n/a | 1.25 | n/a | n/a | 0.00007588 | NP Inter (normality) 1 of 2 |
| Chloride (mg/L) | GWC-11 | 59 | n/a | 1/21/2026 | 1.5 | No | 160 | n/a | n/a | 1.25 | n/a | n/a | 0.00007588 | NP Inter (normality) 1 of 2 |
| Chloride (mg/L) | GWC-12 | 59 | n/a | 1/21/2026 | 25 | No | 160 | n/a | n/a | 1.25 | n/a | n/a | 0.00007588 | NP Inter (normality) 1 of 2 |
| Chloride (mg/L) | GWC-13 | 59 | n/a | 1/21/2026 | 1.7 | No | 160 | n/a | n/a | 1.25 | n/a | n/a | 0.00007588 | NP Inter (normality) 1 of 2 |
| **Chloride (mg/L)** | **GWC-14** | **59** | **n/a** | **1/20/2026** | **120** | **Yes** | **160** | **n/a** | **n/a** | **1.25** | **n/a** | **n/a** | **0.00007588** | **NP Inter (normality) 1 of 2** |

# Appendix III Interwell Prediction Limits - All Results

Plant Wansley Client: Southern Company Data: Wansley Landfill Printed 4/6/2026, 12:15 PM

| Constituent | Well | Upper Lim. | Lower Lim. | Date | Observ. | Sig. | Bg N | Bg Mean | Std. Dev. | %NDs | ND Adj. | Transform | Alpha | Method |
|---|---|---|---|---|---|---|---|---|---|---|---|---|---|---|
| Chloride (mg/L) | GWC-15 | 59 | n/a | 1/21/2026 | 3.4 | No | 160 | n/a | n/a | 1.25 | n/a | n/a | 0.00007588 | NP Inter (normality) 1 of 2 |
| Chloride (mg/L) | GWC-16 | 59 | n/a | 1/21/2026 | 1.6 | No | 160 | n/a | n/a | 1.25 | n/a | n/a | 0.00007588 | NP Inter (normality) 1 of 2 |
| Chloride (mg/L) | GWC-17 | 59 | n/a | 1/21/2026 | 1.6 | No | 160 | n/a | n/a | 1.25 | n/a | n/a | 0.00007588 | NP Inter (normality) 1 of 2 |
| Chloride (mg/L) | GWC-18 | 59 | n/a | 1/21/2026 | 1.9 | No | 160 | n/a | n/a | 1.25 | n/a | n/a | 0.00007588 | NP Inter (normality) 1 of 2 |
| Chloride (mg/L) | GWC-19 | 59 | n/a | 1/21/2026 | 1.9 | No | 160 | n/a | n/a | 1.25 | n/a | n/a | 0.00007588 | NP Inter (normality) 1 of 2 |
| Chloride (mg/L) | GWC-20 | 59 | n/a | 1/21/2026 | 2.3 | No | 160 | n/a | n/a | 1.25 | n/a | n/a | 0.00007588 | NP Inter (normality) 1 of 2 |
| Chloride (mg/L) | GWC-21 | 59 | n/a | 1/20/2026 | 2.6 | No | 160 | n/a | n/a | 1.25 | n/a | n/a | 0.00007588 | NP Inter (normality) 1 of 2 |
| Chloride (mg/L) | GWC-22 | 59 | n/a | 1/20/2026 | 1.6 | No | 160 | n/a | n/a | 1.25 | n/a | n/a | 0.00007588 | NP Inter (normality) 1 of 2 |
| Chloride (mg/L) | GWC-23 | 59 | n/a | 1/22/2026 | 2 | No | 160 | n/a | n/a | 1.25 | n/a | n/a | 0.00007588 | NP Inter (normality) 1 of 2 |
| Chloride (mg/L) | GWC-24 | 59 | n/a | 1/21/2026 | 4.8 | No | 160 | n/a | n/a | 1.25 | n/a | n/a | 0.00007588 | NP Inter (normality) 1 of 2 |
| Chloride (mg/L) | GWC-25 | 59 | n/a | 1/21/2026 | 9 | No | 160 | n/a | n/a | 1.25 | n/a | n/a | 0.00007588 | NP Inter (normality) 1 of 2 |
| Chloride (mg/L) | GWC-26 | 59 | n/a | 1/22/2026 | 3.2 | No | 160 | n/a | n/a | 1.25 | n/a | n/a | 0.00007588 | NP Inter (normality) 1 of 2 |
| Chloride (mg/L) | GWC-27 | 59 | n/a | 1/21/2026 | 1.2 | No | 160 | n/a | n/a | 1.25 | n/a | n/a | 0.00007588 | NP Inter (normality) 1 of 2 |
| Chloride (mg/L) | GWC-30 | 59 | n/a | 1/21/2026 | 2.6 | No | 160 | n/a | n/a | 1.25 | n/a | n/a | 0.00007588 | NP Inter (normality) 1 of 2 |
| Chloride (mg/L) | GWC-32 | 59 | n/a | 1/21/2026 | 1.4 | No | 160 | n/a | n/a | 1.25 | n/a | n/a | 0.00007588 | NP Inter (normality) 1 of 2 |
| Chloride (mg/L) | GWC-33 | 59 | n/a | 1/22/2026 | 1.6 | No | 160 | n/a | n/a | 1.25 | n/a | n/a | 0.00007588 | NP Inter (normality) 1 of 2 |
| Chloride (mg/L) | GWC-34 | 59 | n/a | 1/22/2026 | 1.3 | No | 160 | n/a | n/a | 1.25 | n/a | n/a | 0.00007588 | NP Inter (normality) 1 of 2 |
| Chloride (mg/L) | GWC-35 | 59 | n/a | 1/22/2026 | 23 | No | 160 | n/a | n/a | 1.25 | n/a | n/a | 0.00007588 | NP Inter (normality) 1 of 2 |
| Fluoride (mg/L) | GWC-5 | 3.2 | n/a | 1/21/2026 | 0.14J | No | 158 | n/a | n/a | 40.51 | n/a | n/a | 0.00007814 | NP Inter (normality) 1 of 2 |
| Fluoride (mg/L) | GWC-6 | 3.2 | n/a | 1/20/2026 | 0.17J | No | 158 | n/a | n/a | 40.51 | n/a | n/a | 0.00007814 | NP Inter (normality) 1 of 2 |
| Fluoride (mg/L) | GWC-7 | 3.2 | n/a | 1/22/2026 | 0.28 | No | 158 | n/a | n/a | 40.51 | n/a | n/a | 0.00007814 | NP Inter (normality) 1 of 2 |
| Fluoride (mg/L) | GWC-8 | 3.2 | n/a | 1/22/2026 | 0.13J | No | 158 | n/a | n/a | 40.51 | n/a | n/a | 0.00007814 | NP Inter (normality) 1 of 2 |
| Fluoride (mg/L) | GWC-9 | 3.2 | n/a | 1/22/2026 | 0.14J | No | 158 | n/a | n/a | 40.51 | n/a | n/a | 0.00007814 | NP Inter (normality) 1 of 2 |
| Fluoride (mg/L) | GWC-10 | 3.2 | n/a | 1/21/2026 | 0.55 | No | 158 | n/a | n/a | 40.51 | n/a | n/a | 0.00007814 | NP Inter (normality) 1 of 2 |
| Fluoride (mg/L) | GWC-11 | 3.2 | n/a | 1/21/2026 | 0.15J | No | 158 | n/a | n/a | 40.51 | n/a | n/a | 0.00007814 | NP Inter (normality) 1 of 2 |
| Fluoride (mg/L) | GWC-12 | 3.2 | n/a | 1/21/2026 | 0.24 | No | 158 | n/a | n/a | 40.51 | n/a | n/a | 0.00007814 | NP Inter (normality) 1 of 2 |
| Fluoride (mg/L) | GWC-13 | 3.2 | n/a | 1/21/2026 | 0.15J | No | 158 | n/a | n/a | 40.51 | n/a | n/a | 0.00007814 | NP Inter (normality) 1 of 2 |
| Fluoride (mg/L) | GWC-14 | 3.2 | n/a | 1/20/2026 | 0.11J | No | 158 | n/a | n/a | 40.51 | n/a | n/a | 0.00007814 | NP Inter (normality) 1 of 2 |
| Fluoride (mg/L) | GWC-15 | 3.2 | n/a | 1/21/2026 | 0.17J | No | 158 | n/a | n/a | 40.51 | n/a | n/a | 0.00007814 | NP Inter (normality) 1 of 2 |
| Fluoride (mg/L) | GWC-16 | 3.2 | n/a | 1/21/2026 | 0.16J | No | 158 | n/a | n/a | 40.51 | n/a | n/a | 0.00007814 | NP Inter (normality) 1 of 2 |
| Fluoride (mg/L) | GWC-17 | 3.2 | n/a | 1/21/2026 | 0.19J | No | 158 | n/a | n/a | 40.51 | n/a | n/a | 0.00007814 | NP Inter (normality) 1 of 2 |
| Fluoride (mg/L) | GWC-18 | 3.2 | n/a | 1/21/2026 | 0.089J | No | 158 | n/a | n/a | 40.51 | n/a | n/a | 0.00007814 | NP Inter (normality) 1 of 2 |
| Fluoride (mg/L) | GWC-19 | 3.2 | n/a | 1/21/2026 | 0.36 | No | 158 | n/a | n/a | 40.51 | n/a | n/a | 0.00007814 | NP Inter (normality) 1 of 2 |
| Fluoride (mg/L) | GWC-20 | 3.2 | n/a | 1/21/2026 | 0.16J | No | 158 | n/a | n/a | 40.51 | n/a | n/a | 0.00007814 | NP Inter (normality) 1 of 2 |
| Fluoride (mg/L) | GWC-21 | 3.2 | n/a | 1/20/2026 | 0.14J | No | 158 | n/a | n/a | 40.51 | n/a | n/a | 0.00007814 | NP Inter (normality) 1 of 2 |
| Fluoride (mg/L) | GWC-22 | 3.2 | n/a | 1/20/2026 | 0.15J | No | 158 | n/a | n/a | 40.51 | n/a | n/a | 0.00007814 | NP Inter (normality) 1 of 2 |
| Fluoride (mg/L) | GWC-23 | 3.2 | n/a | 1/22/2026 | 0.12J | No | 158 | n/a | n/a | 40.51 | n/a | n/a | 0.00007814 | NP Inter (normality) 1 of 2 |
| Fluoride (mg/L) | GWC-24 | 3.2 | n/a | 1/21/2026 | 0.11J | No | 158 | n/a | n/a | 40.51 | n/a | n/a | 0.00007814 | NP Inter (normality) 1 of 2 |
| Fluoride (mg/L) | GWC-25 | 3.2 | n/a | 1/21/2026 | 0.19J | No | 158 | n/a | n/a | 40.51 | n/a | n/a | 0.00007814 | NP Inter (normality) 1 of 2 |
| Fluoride (mg/L) | GWC-26 | 3.2 | n/a | 1/22/2026 | 0.15J | No | 158 | n/a | n/a | 40.51 | n/a | n/a | 0.00007814 | NP Inter (normality) 1 of 2 |
| Fluoride (mg/L) | GWC-27 | 3.2 | n/a | 1/21/2026 | 0.53 | No | 158 | n/a | n/a | 40.51 | n/a | n/a | 0.00007814 | NP Inter (normality) 1 of 2 |
| Fluoride (mg/L) | GWC-30 | 3.2 | n/a | 1/21/2026 | 0.21 | No | 158 | n/a | n/a | 40.51 | n/a | n/a | 0.00007814 | NP Inter (normality) 1 of 2 |
| Fluoride (mg/L) | GWC-32 | 3.2 | n/a | 1/21/2026 | 1.9 | No | 158 | n/a | n/a | 40.51 | n/a | n/a | 0.00007814 | NP Inter (normality) 1 of 2 |
| Fluoride (mg/L) | GWC-33 | 3.2 | n/a | 1/22/2026 | 2.4 | No | 158 | n/a | n/a | 40.51 | n/a | n/a | 0.00007814 | NP Inter (normality) 1 of 2 |
| Fluoride (mg/L) | GWC-34 | 3.2 | n/a | 1/22/2026 | 0.24 | No | 158 | n/a | n/a | 40.51 | n/a | n/a | 0.00007814 | NP Inter (normality) 1 of 2 |
| Fluoride (mg/L) | GWC-35 | 3.2 | n/a | 1/22/2026 | 0.3 | No | 158 | n/a | n/a | 40.51 | n/a | n/a | 0.00007814 | NP Inter (normality) 1 of 2 |

# Appendix III Trend Tests - Prediction Limit Exceedances - Significant Results

Plant Wansley Client: Southern Company Data: Wansley Landfill Printed 3/23/2026, 3:33 PM

| Constituent | Well | Slope | Calc. | Critical | Sig. | N | %NDs | Normality | Xform | Alpha | Method |
|---|---|---|---|---|---|---|---|---|---|---|---|
| **Chloride (mg/L)** | **GWA-1 (bg)** | **0.05092** | **181** | **131** | **Yes** | **28** | **0** | **n/a** | **n/a** | **0.01** | **NP** |
| **Sulfate (mg/L)** | **GWA-2 (bg)** | **0.2212** | **165** | **131** | **Yes** | **28** | **0** | **n/a** | **n/a** | **0.01** | **NP** |

# Appendix III Trend Tests - Prediction Limit Exceedances - All Results

Plant Wansley Client: Southern Company Data: Wansley Landfill Printed 3/23/2026, 3:33 PM

| Constituent | Well | Slope | Calc. | Critical | Sig. | N | %NDs | Normality | Xform | Alpha | Method |
|---|---|---|---|---|---|---|---|---|---|---|---|
| Boron (mg/L) | GWA-1 (bg) | 0 | -1 | -131 | No | 28 | 92.86 | n/a | n/a | 0.01 | NP |
| Boron (mg/L) | GWA-2 (bg) | 0 | 0 | 131 | No | 28 | 100 | n/a | n/a | 0.01 | NP |
| Boron (mg/L) | GWA-3 (bg) | 0 | 0 | 81 | No | 20 | 100 | n/a | n/a | 0.01 | NP |
| Boron (mg/L) | GWA-4 (bg) | 0 | -19 | -131 | No | 28 | 96.43 | n/a | n/a | 0.01 | NP |
| Boron (mg/L) | GWA-28 (bg) | 0 | 0 | 131 | No | 28 | 100 | n/a | n/a | 0.01 | NP |
| Boron (mg/L) | GWA-29 (bg) | 0 | 15 | 131 | No | 28 | 96.43 | n/a | n/a | 0.01 | NP |
| Boron (mg/L) | GWC-12 | 0.003163 | 114 | 146 | No | 30 | 33.33 | n/a | n/a | 0.01 | NP |
| Boron (mg/L) | GWC-14 | 0.03622 | 97 | 146 | No | 30 | 0 | n/a | n/a | 0.01 | NP |
| Boron (mg/L) | GWC-35 | 0 | 69 | 139 | No | 29 | 72.41 | n/a | n/a | 0.01 | NP |
| **Chloride (mg/L)** | **GWA-1 (bg)** | **0.05092** | **181** | **131** | **Yes** | **28** | **0** | **n/a** | **n/a** | **0.01** | **NP** |
| Chloride (mg/L) | GWA-2 (bg) | 0 | 7 | 131 | No | 28 | 0 | n/a | n/a | 0.01 | NP |
| Chloride (mg/L) | GWA-3 (bg) | 3.356 | 50 | 68 | No | 18 | 11.11 | n/a | n/a | 0.01 | NP |
| Chloride (mg/L) | GWA-4 (bg) | -0.4722 | -114 | -131 | No | 28 | 0 | n/a | n/a | 0.01 | NP |
| Chloride (mg/L) | GWA-28 (bg) | 0 | 4 | 139 | No | 29 | 0 | n/a | n/a | 0.01 | NP |
| Chloride (mg/L) | GWA-29 (bg) | -0.02446 | -117 | -139 | No | 29 | 0 | n/a | n/a | 0.01 | NP |
| Chloride (mg/L) | GWC-14 | 4.57 | 53 | 139 | No | 29 | 0 | n/a | n/a | 0.01 | NP |
| Sulfate (mg/L) | GWA-1 (bg) | 0 | -18 | -131 | No | 28 | 89.29 | n/a | n/a | 0.01 | NP |
| **Sulfate (mg/L)** | **GWA-2 (bg)** | **0.2212** | **165** | **131** | **Yes** | **28** | **0** | **n/a** | **n/a** | **0.01** | **NP** |
| Sulfate (mg/L) | GWA-3 (bg) | -5.191 | -24 | -63 | No | 17 | 11.76 | n/a | n/a | 0.01 | NP |
| Sulfate (mg/L) | GWA-4 (bg) | 0 | -12 | -131 | No | 28 | 0 | n/a | n/a | 0.01 | NP |
| Sulfate (mg/L) | GWA-28 (bg) | -0.01179 | -37 | -139 | No | 29 | 3.448 | n/a | n/a | 0.01 | NP |
| Sulfate (mg/L) | GWA-29 (bg) | -0.307 | -122 | -139 | No | 29 | 0 | n/a | n/a | 0.01 | NP |
| Sulfate (mg/L) | GWC-8 | 0.5639 | 71 | 124 | No | 27 | 0 | n/a | n/a | 0.01 | NP |
| Sulfate (mg/L) | GWC-35 | 0.1662 | 115 | 131 | No | 28 | 0 | n/a | n/a | 0.01 | NP |
| TDS (mg/L) | GWA-1 (bg) | 0.645 | 99 | 131 | No | 28 | 28.57 | n/a | n/a | 0.01 | NP |
| TDS (mg/L) | GWA-2 (bg) | 1.354 | 63 | 131 | No | 28 | 10.71 | n/a | n/a | 0.01 | NP |
| TDS (mg/L) | GWA-3 (bg) | 0 | 6 | 68 | No | 18 | 0 | n/a | n/a | 0.01 | NP |
| TDS (mg/L) | GWA-4 (bg) | 0.08414 | 36 | 131 | No | 28 | 0 | n/a | n/a | 0.01 | NP |
| TDS (mg/L) | GWA-28 (bg) | 1.674 | 77 | 131 | No | 28 | 0 | n/a | n/a | 0.01 | NP |
| TDS (mg/L) | GWA-29 (bg) | -0.5082 | -21 | -131 | No | 28 | 0 | n/a | n/a | 0.01 | NP |
| TDS (mg/L) | GWC-24 | 0 | -2 | -131 | No | 28 | 7.143 | n/a | n/a | 0.01 | NP |

# FIGURE A.

Sanitas™ v.10.1.06 Software licensed to Groundwater Stats Consulting. UG
Hollow symbols indicate censored values.

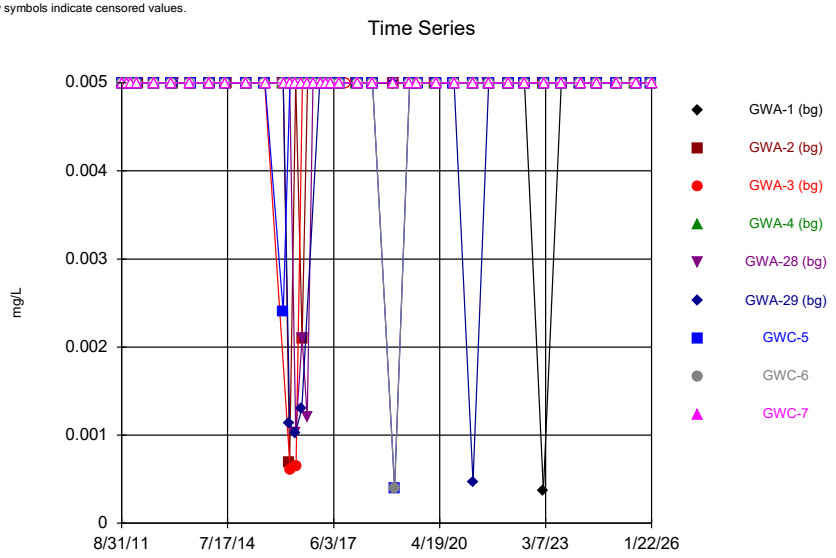


Constituent: Antimony Analysis Run 3/31/2026 4:38 AM
Plant Wansley Client: Southern Company Data: Wansley Landfill

Sanitas™ v.10.1.06 Software licensed to Groundwater Stats Consulting. UG
Hollow symbols indicate censored values.

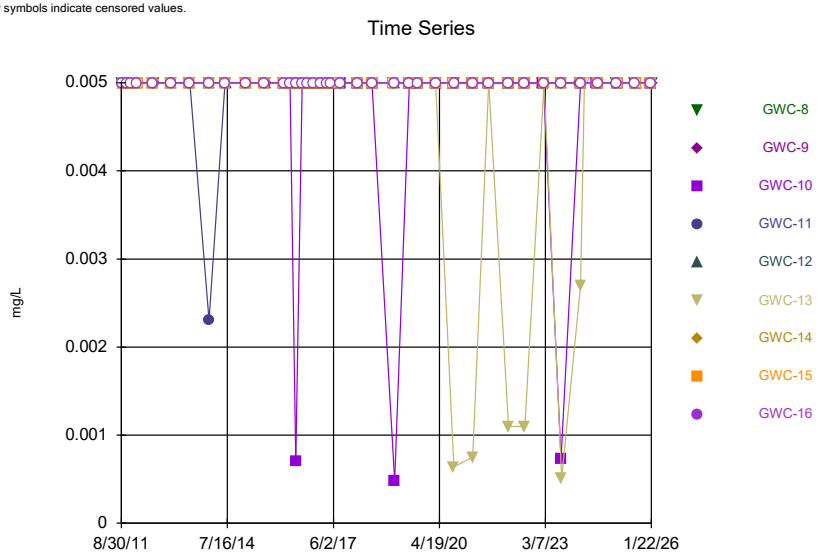


Constituent: Antimony Analysis Run 3/31/2026 4:38 AM
Plant Wansley Client: Southern Company Data: Wansley Landfill

Sanitas™ v.10.1.06 Software licensed to Groundwater Stats Consulting. UG
Hollow symbols indicate censored values.

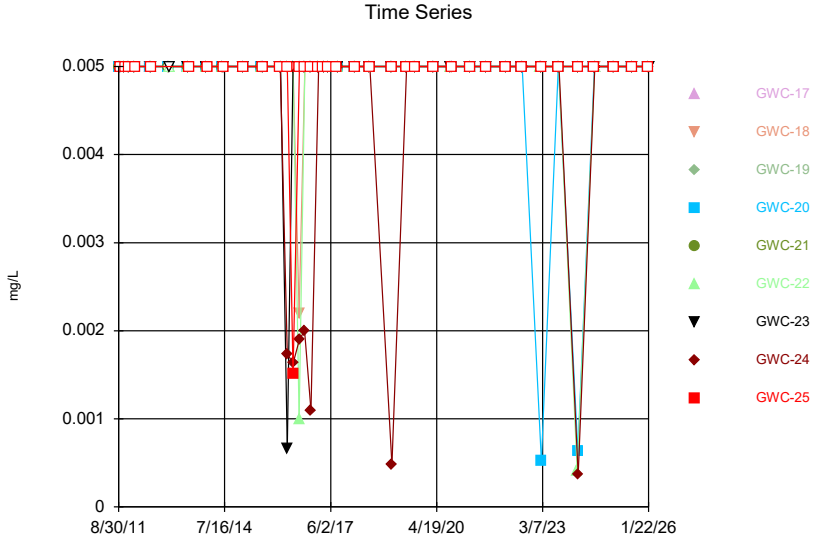


Constituent: Antimony Analysis Run 3/31/2026 4:38 AM
Plant Wansley Client: Southern Company Data: Wansley Landfill

Sanitas™ v.10.1.06 Software licensed to Groundwater Stats Consulting. UG
Hollow symbols indicate censored values.

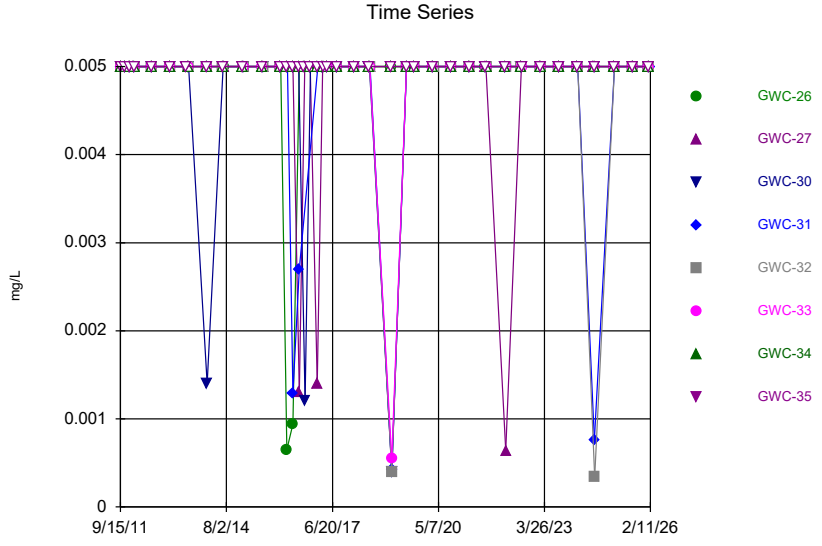


Constituent: Antimony Analysis Run 3/31/2026 4:38 AM
Plant Wansley Client: Southern Company Data: Wansley Landfill

Sanitas™ v.10.1.06 Software licensed to Groundwater Stats Consulting. UG
Hollow symbols indicate censored values.

Time Series

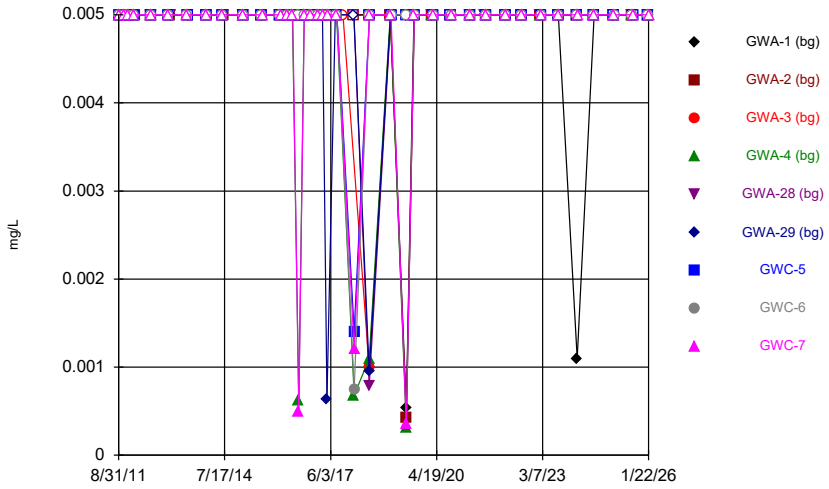


Constituent: Arsenic Analysis Run 3/31/2026 4:38 AM
Plant Wansley Client: Southern Company Data: Wansley Landfill

Sanitas™ v.10.1.06 Software licensed to Groundwater Stats Consulting. UG
Hollow symbols indicate censored values.

Time Series

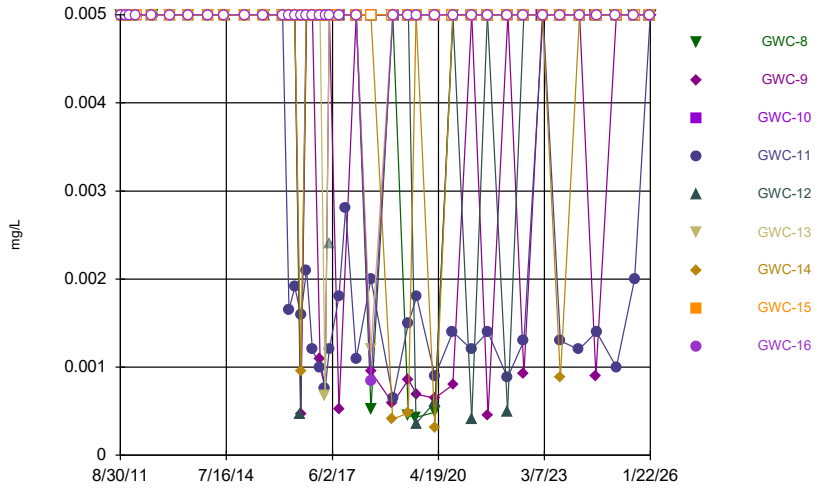


Constituent: Arsenic Analysis Run 3/31/2026 4:38 AM
Plant Wansley Client: Southern Company Data: Wansley Landfill

Sanitas™ v.10.1.06 Software licensed to Groundwater Stats Consulting. UG
Hollow symbols indicate censored values.

Time Series

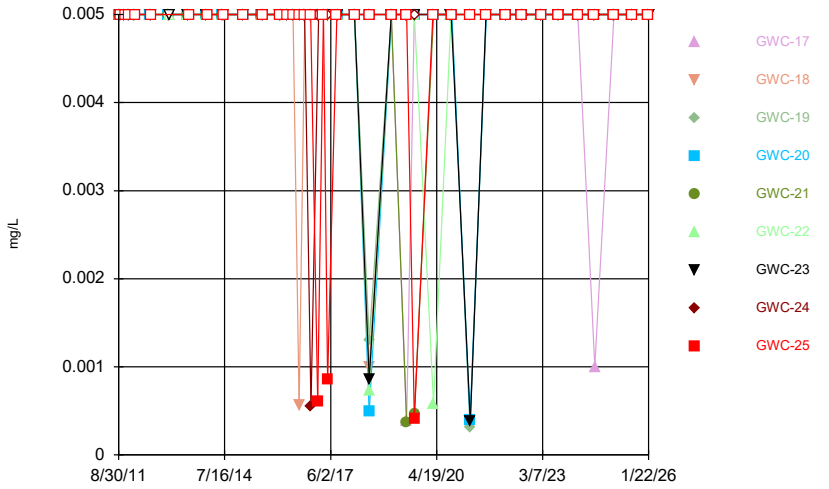


Constituent: Arsenic Analysis Run 3/31/2026 4:38 AM
Plant Wansley Client: Southern Company Data: Wansley Landfill

Sanitas™ v.10.1.06 Software licensed to Groundwater Stats Consulting. UG
Hollow symbols indicate censored values.

Time Series

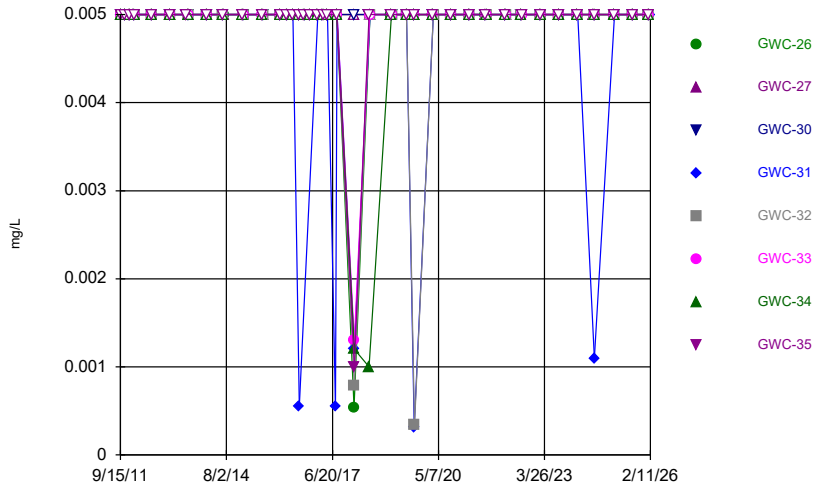


Constituent: Arsenic Analysis Run 3/31/2026 4:38 AM
Plant Wansley Client: Southern Company Data: Wansley Landfill

Sanitas™ v.10.1.06 Software licensed to Groundwater Stats Consulting. UG
Hollow symbols indicate censored values.

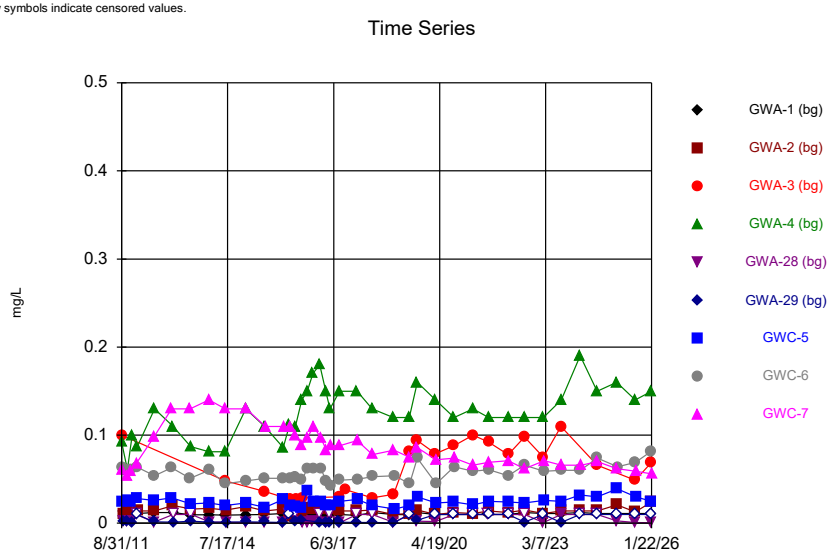


Constituent: Barium Analysis Run 3/31/2026 4:38 AM
Plant Wansley Client: Southern Company Data: Wansley Landfill

Sanitas™ v.10.1.06 Software licensed to Groundwater Stats Consulting. UG

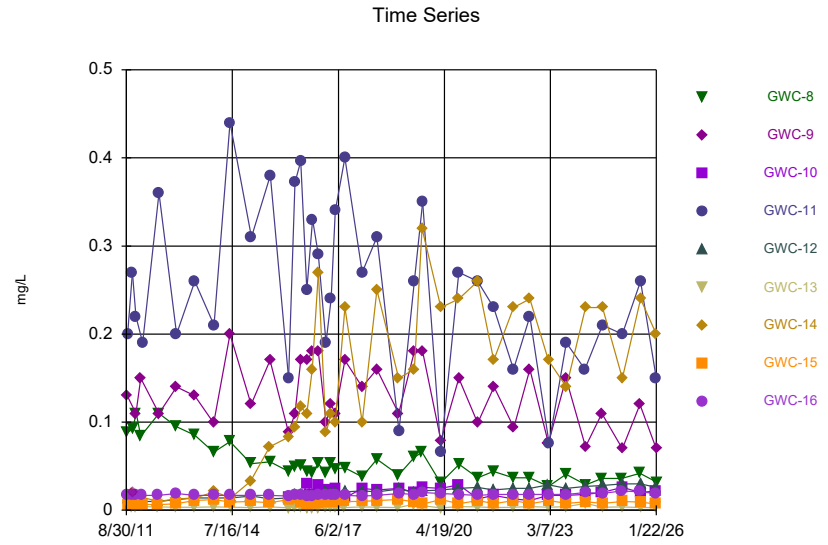


Constituent: Barium Analysis Run 3/31/2026 4:38 AM
Plant Wansley Client: Southern Company Data: Wansley Landfill

Sanitas™ v.10.1.06 Software licensed to Groundwater Stats Consulting. UG

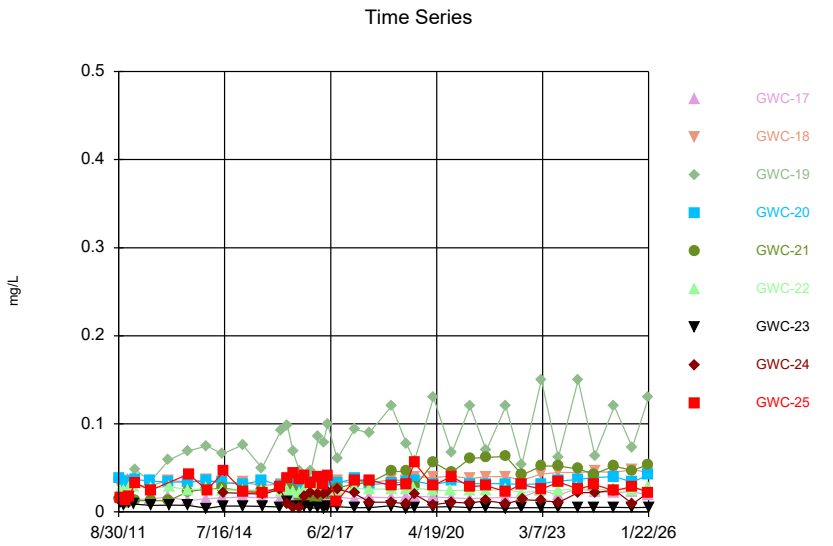


Constituent: Barium Analysis Run 3/31/2026 4:38 AM
Plant Wansley Client: Southern Company Data: Wansley Landfill

Sanitas™ v.10.1.06 Software licensed to Groundwater Stats Consulting. UG
Hollow symbols indicate censored values.

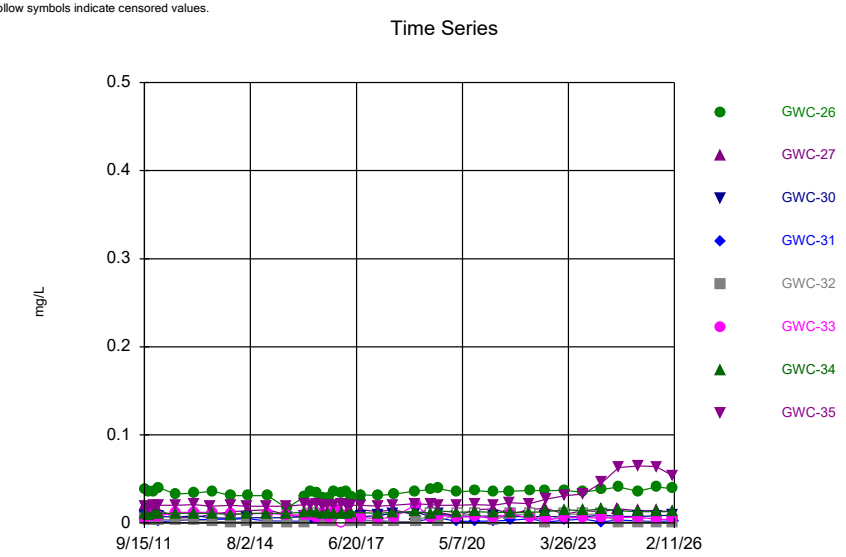


Constituent: Barium Analysis Run 3/31/2026 4:38 AM
Plant Wansley Client: Southern Company Data: Wansley Landfill

Sanitas™ v.10.1.06 Software licensed to Groundwater Stats Consulting. UG
Hollow symbols indicate censored values.

Time Series

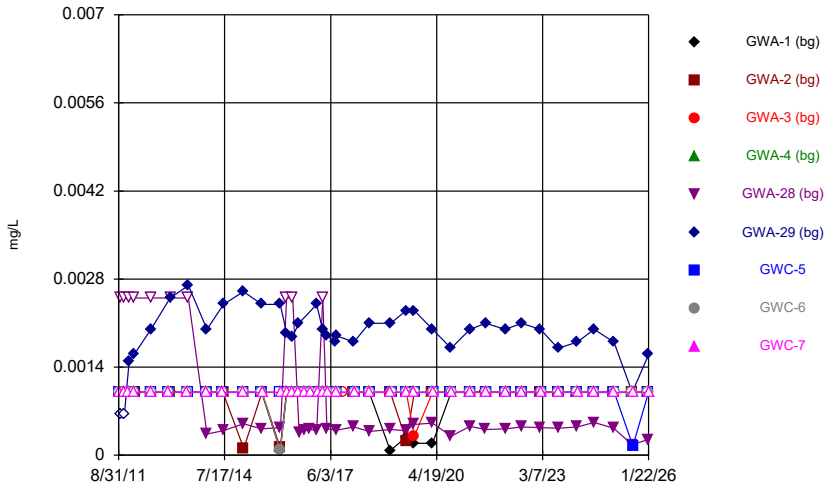


Constituent: Beryllium Analysis Run 3/31/2026 4:38 AM
Plant Wansley Client: Southern Company Data: Wansley Landfill

Sanitas™ v.10.1.06 Software licensed to Groundwater Stats Consulting. UG
Hollow symbols indicate censored values.

Time Series

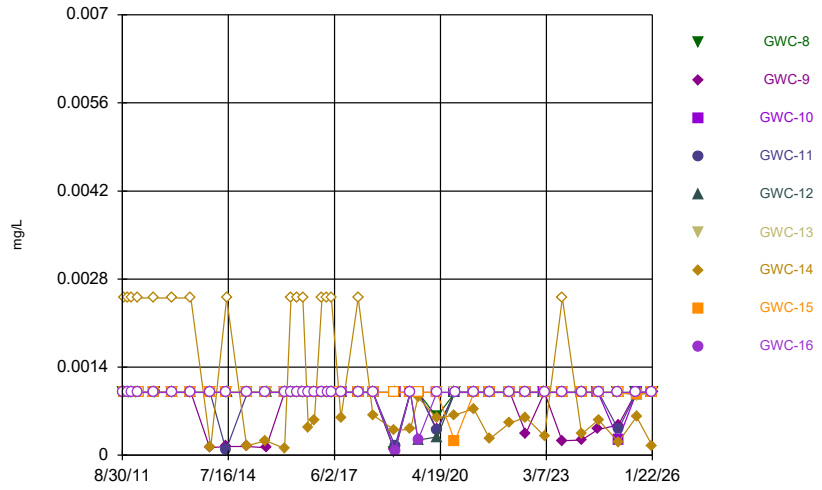


Constituent: Beryllium Analysis Run 3/31/2026 4:38 AM
Plant Wansley Client: Southern Company Data: Wansley Landfill

Sanitas™ v.10.1.06 Software licensed to Groundwater Stats Consulting. UG
Hollow symbols indicate censored values.

Time Series

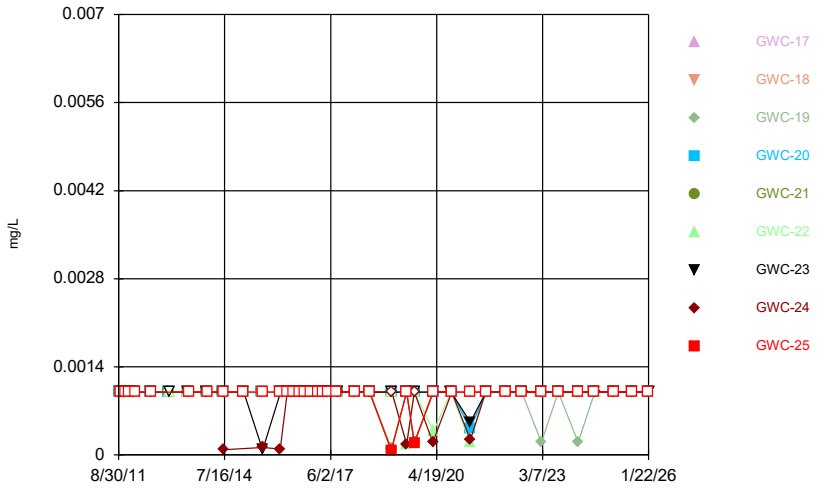


Constituent: Beryllium Analysis Run 3/31/2026 4:38 AM
Plant Wansley Client: Southern Company Data: Wansley Landfill

Sanitas™ v.10.1.06 Software licensed to Groundwater Stats Consulting. UG
Hollow symbols indicate censored values.

Time Series

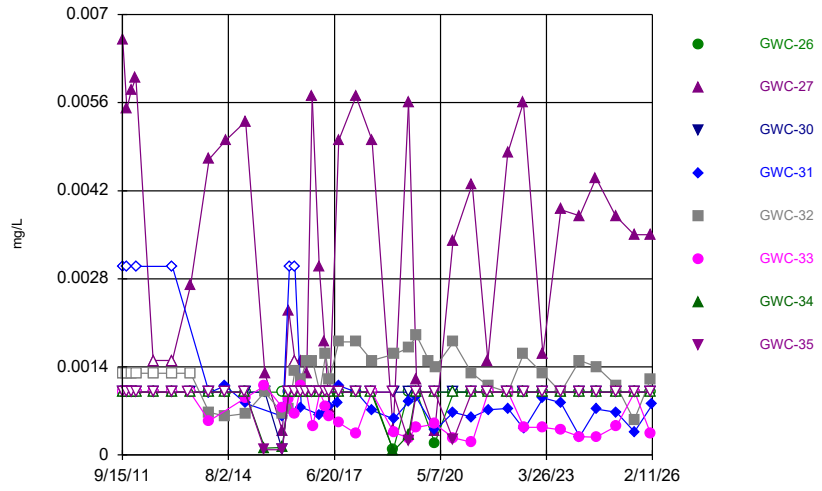


Constituent: Beryllium Analysis Run 3/31/2026 4:38 AM
Plant Wansley Client: Southern Company Data: Wansley Landfill

Sanitas™ v.10.1.06 Software licensed to Groundwater Stats Consulting. UG
Hollow symbols indicate censored values.

Time Series

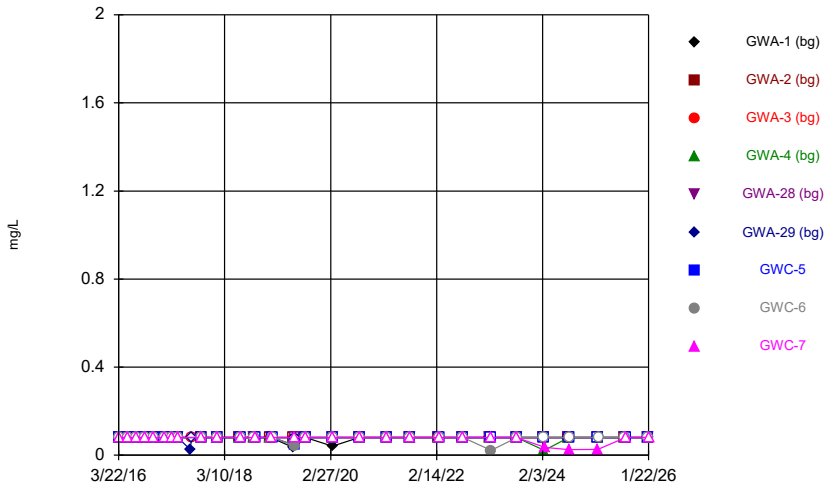


Constituent: Boron Analysis Run 3/31/2026 4:38 AM
Plant Wansley Client: Southern Company Data: Wansley Landfill

Sanitas™ v.10.1.06 Software licensed to Groundwater Stats Consulting. UG
Hollow symbols indicate censored values.

Time Series

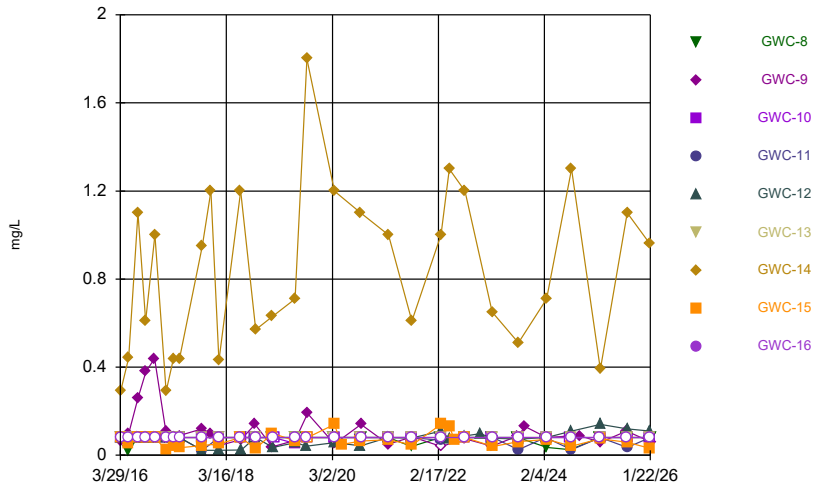


Constituent: Boron Analysis Run 3/31/2026 4:38 AM
Plant Wansley Client: Southern Company Data: Wansley Landfill

Sanitas™ v.10.1.06 Software licensed to Groundwater Stats Consulting. UG
Hollow symbols indicate censored values.

Time Series

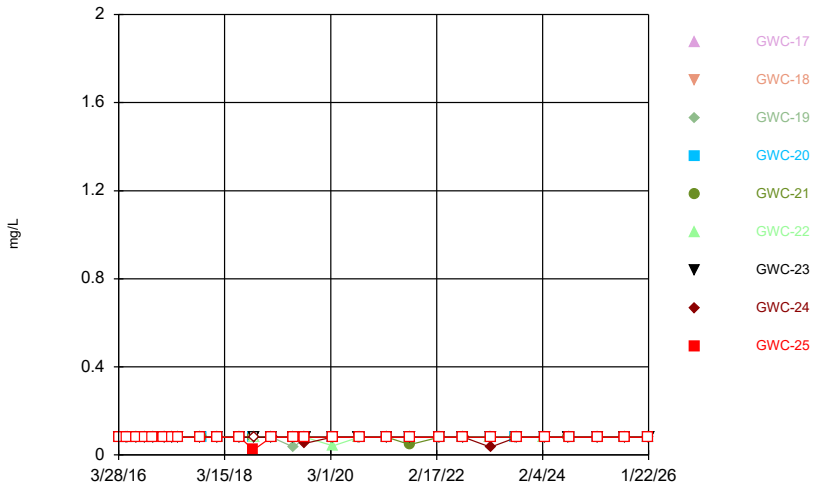


Constituent: Boron Analysis Run 3/31/2026 4:38 AM
Plant Wansley Client: Southern Company Data: Wansley Landfill

Sanitas™ v.10.1.06 Software licensed to Groundwater Stats Consulting. UG
Hollow symbols indicate censored values.

Time Series

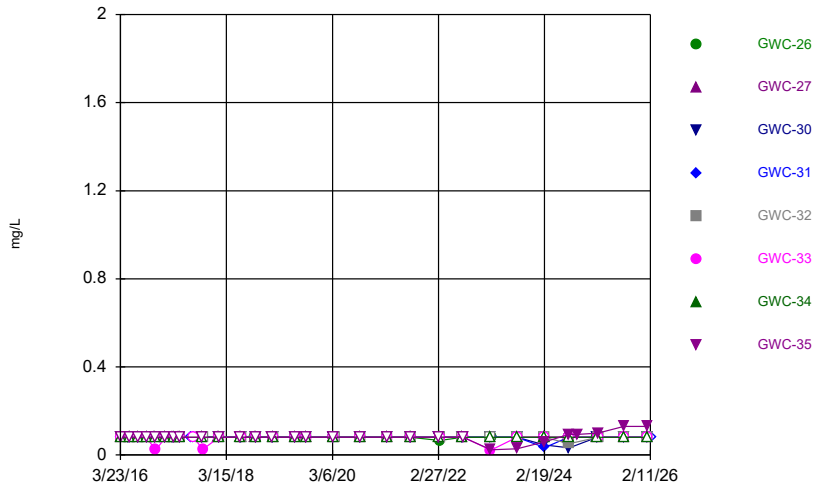


Constituent: Boron Analysis Run 3/31/2026 4:38 AM
Plant Wansley Client: Southern Company Data: Wansley Landfill

Sanitas™ v.10.1.06 Software licensed to Groundwater Stats Consulting. UG
Hollow symbols indicate censored values.

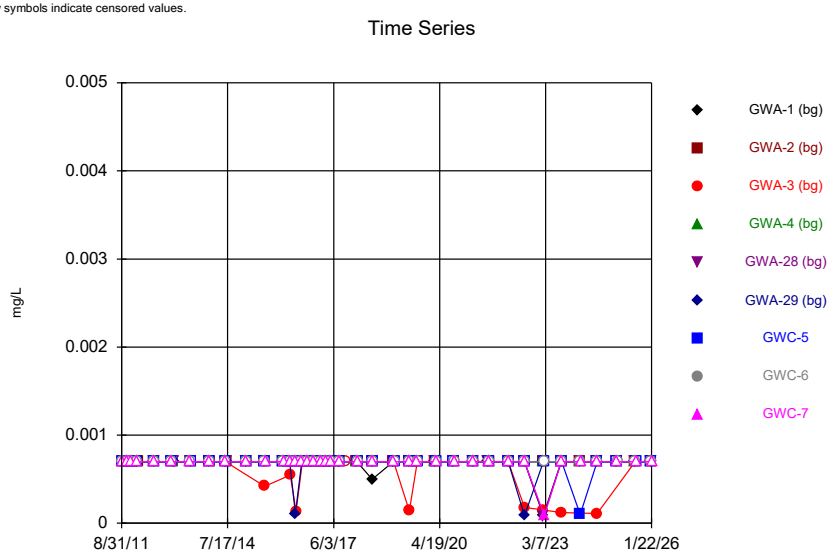


Constituent: Cadmium Analysis Run 3/31/2026 4:38 AM
Plant Wansley Client: Southern Company Data: Wansley Landfill

Sanitas™ v.10.1.06 Software licensed to Groundwater Stats Consulting. UG
Hollow symbols indicate censored values.

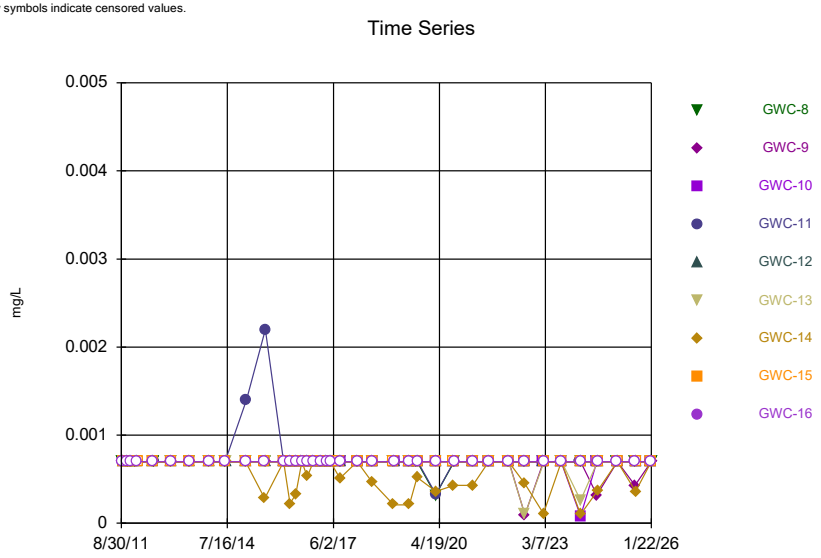


Constituent: Cadmium Analysis Run 3/31/2026 4:38 AM
Plant Wansley Client: Southern Company Data: Wansley Landfill

Sanitas™ v.10.1.06 Software licensed to Groundwater Stats Consulting. UG
Hollow symbols indicate censored values.

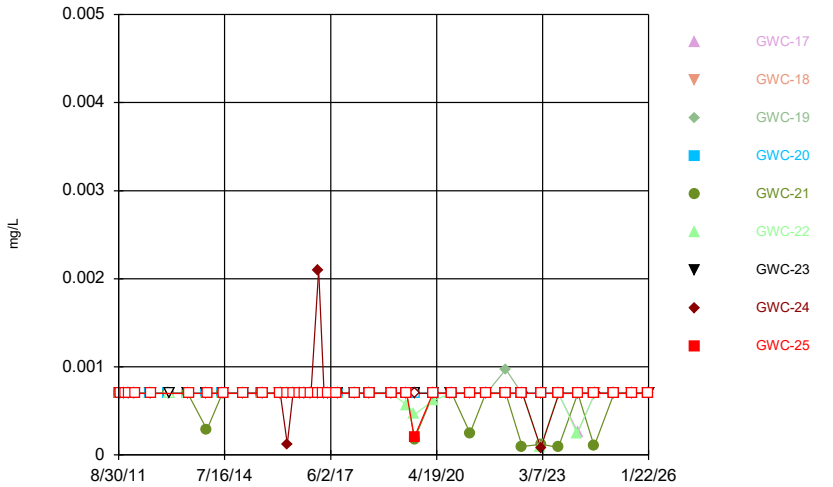


Constituent: Cadmium Analysis Run 3/31/2026 4:38 AM
Plant Wansley Client: Southern Company Data: Wansley Landfill

Sanitas™ v.10.1.06 Software licensed to Groundwater Stats Consulting. UG
Hollow symbols indicate censored values.

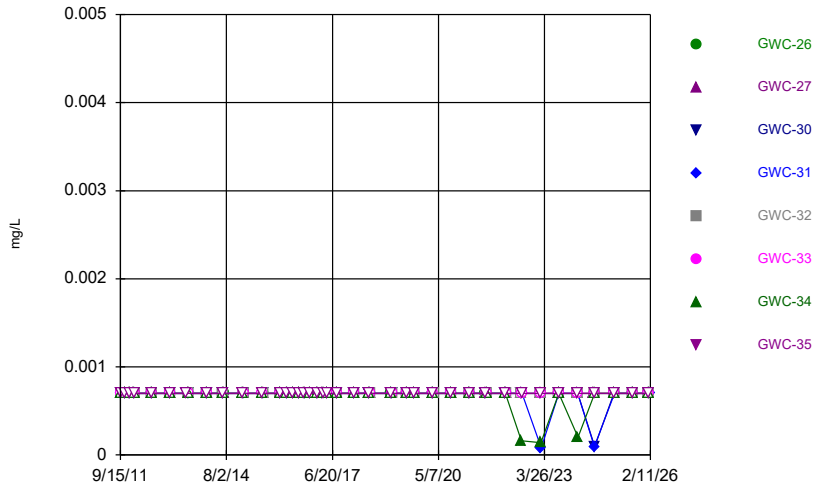


Constituent: Cadmium Analysis Run 3/31/2026 4:38 AM
Plant Wansley Client: Southern Company Data: Wansley Landfill

Sanitas™ v.10.1.06 Software licensed to Groundwater Stats Consulting. UG

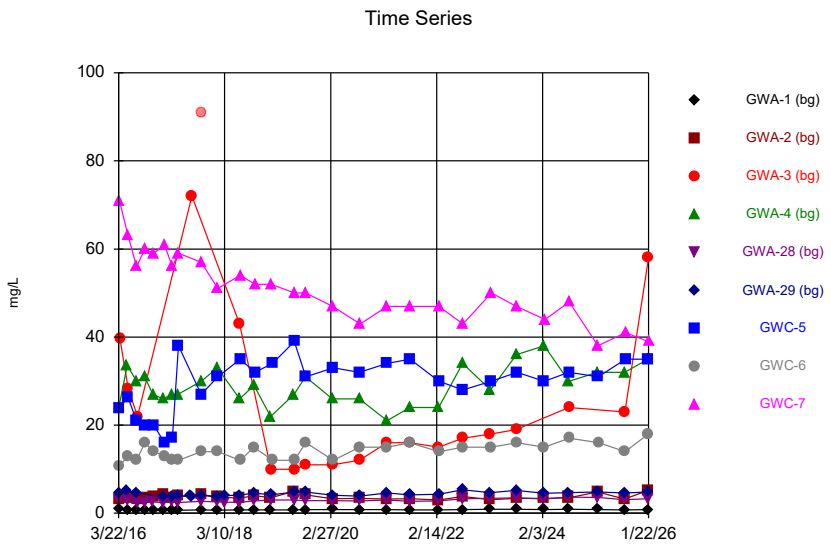


Constituent: Calcium Analysis Run 3/31/2026 4:39 AM

Plant Wansley Client: Southern Company Data: Wansley Landfill

Sanitas™ v.10.1.06 Software licensed to Groundwater Stats Consulting. UG

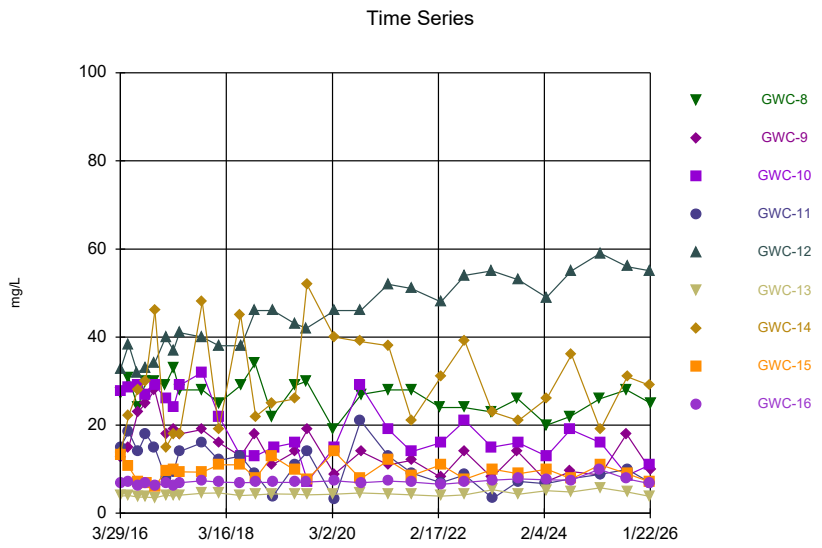


Constituent: Calcium Analysis Run 3/31/2026 4:39 AM

Plant Wansley Client: Southern Company Data: Wansley Landfill

Sanitas™ v.10.1.06 Software licensed to Groundwater Stats Consulting. UG

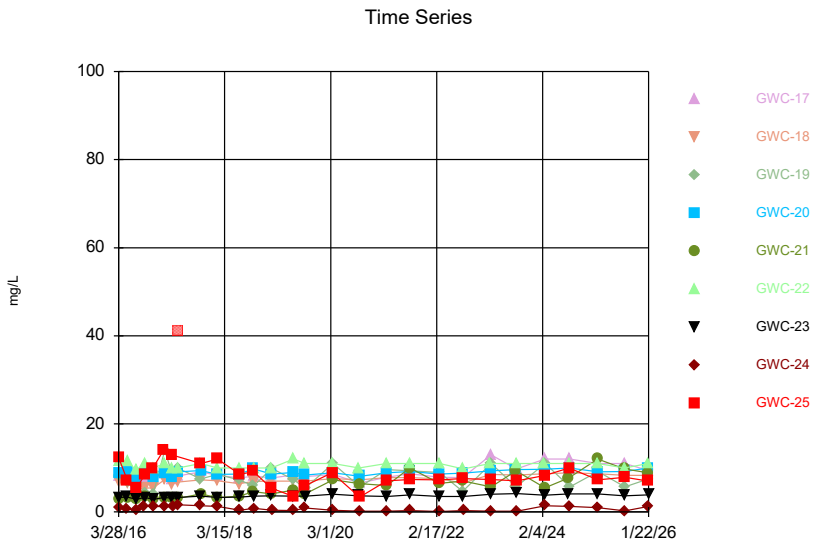


Constituent: Calcium Analysis Run 3/31/2026 4:39 AM

Plant Wansley Client: Southern Company Data: Wansley Landfill

Sanitas™ v.10.1.06 Software licensed to Groundwater Stats Consulting. UG

Hollow symbols indicate censored values.

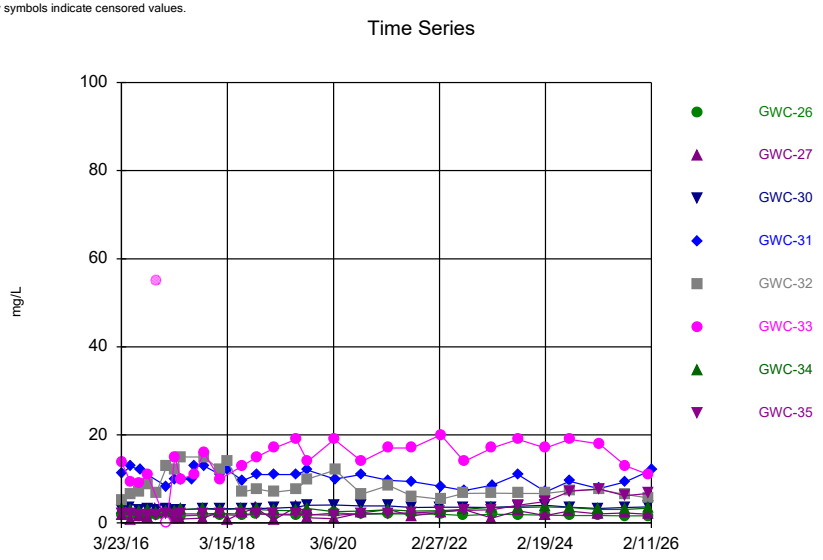


Constituent: Calcium Analysis Run 3/31/2026 4:39 AM

Plant Wansley Client: Southern Company Data: Wansley Landfill

Sanitas™ v.10.1.06 Software licensed to Groundwater Stats Consulting. UG
Hollow symbols indicate censored values.

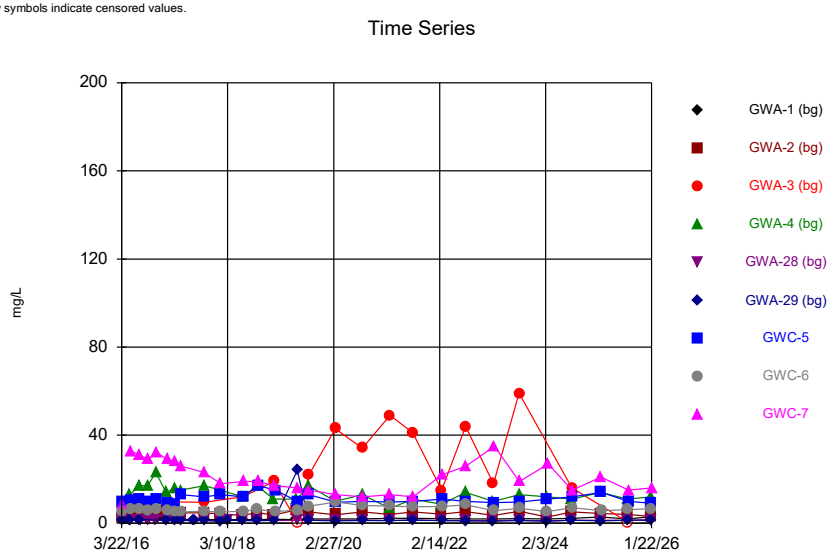


Constituent: Chloride Analysis Run 3/31/2026 4:39 AM
Plant Wansley Client: Southern Company Data: Wansley Landfill

Sanitas™ v.10.1.06 Software licensed to Groundwater Stats Consulting. UG

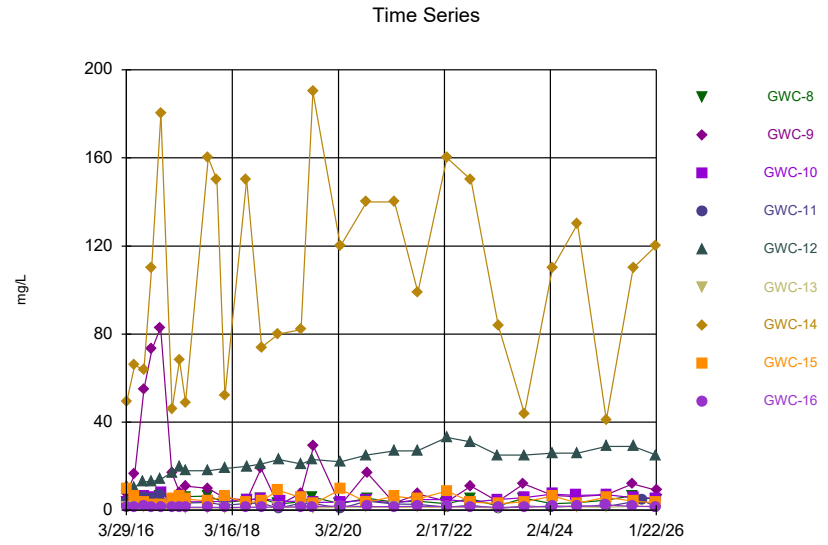


Constituent: Chloride Analysis Run 3/31/2026 4:39 AM
Plant Wansley Client: Southern Company Data: Wansley Landfill

Sanitas™ v.10.1.06 Software licensed to Groundwater Stats Consulting. UG
Hollow symbols indicate censored values.

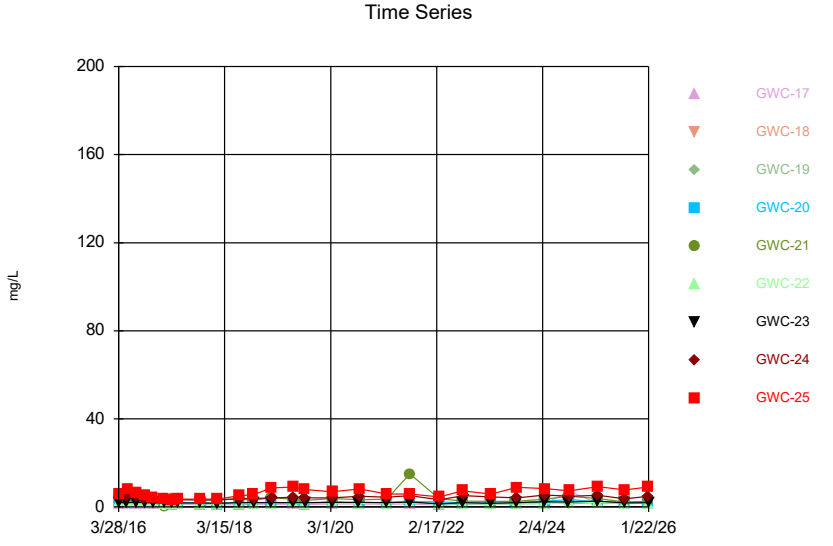


Constituent: Chloride Analysis Run 3/31/2026 4:39 AM
Plant Wansley Client: Southern Company Data: Wansley Landfill

Sanitas™ v.10.1.06 Software licensed to Groundwater Stats Consulting. UG
Hollow symbols indicate censored values.

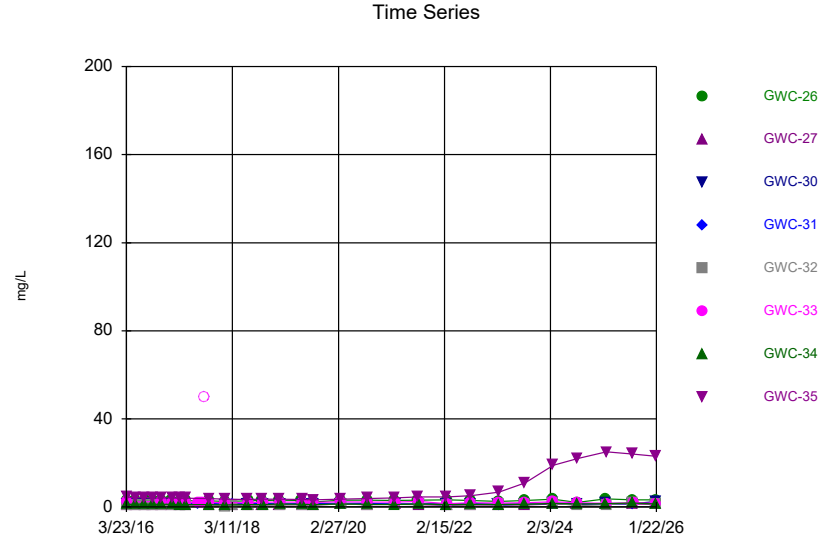


Constituent: Chloride Analysis Run 3/31/2026 4:39 AM
Plant Wansley Client: Southern Company Data: Wansley Landfill

Sanitas™ v.10.1.06 Software licensed to Groundwater Stats Consulting. UG
Hollow symbols indicate censored values.

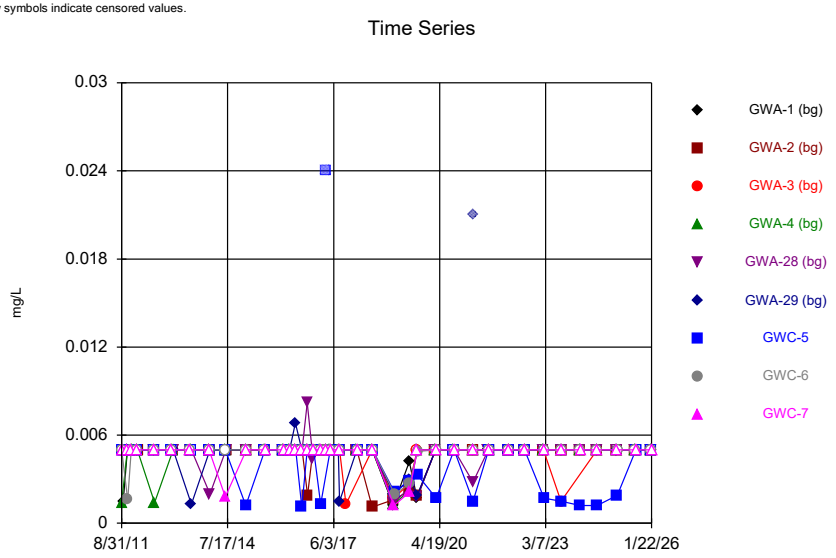


Constituent: Chromium Analysis Run 3/31/2026 4:39 AM
Plant Wansley Client: Southern Company Data: Wansley Landfill

Sanitas™ v.10.1.06 Software licensed to Groundwater Stats Consulting. UG
Hollow symbols indicate censored values.

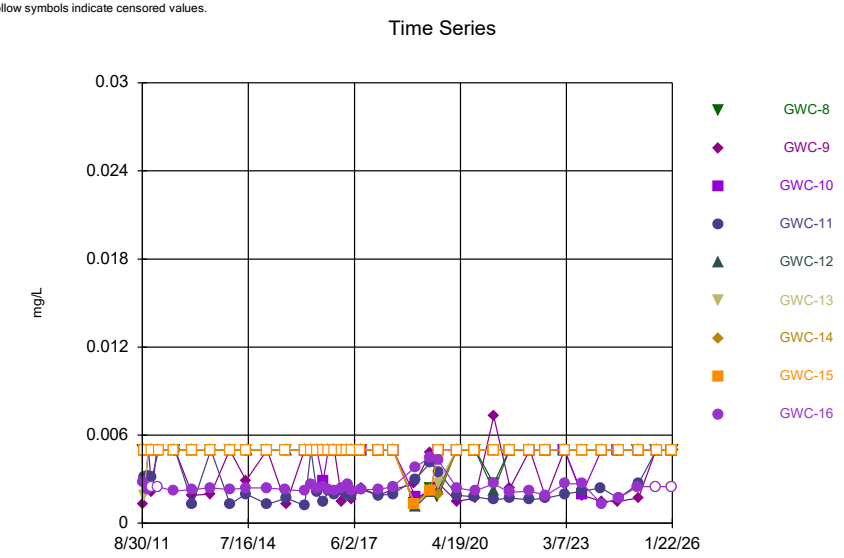


Constituent: Chromium Analysis Run 3/31/2026 4:39 AM
Plant Wansley Client: Southern Company Data: Wansley Landfill

Sanitas™ v.10.1.06 Software licensed to Groundwater Stats Consulting. UG
Hollow symbols indicate censored values.

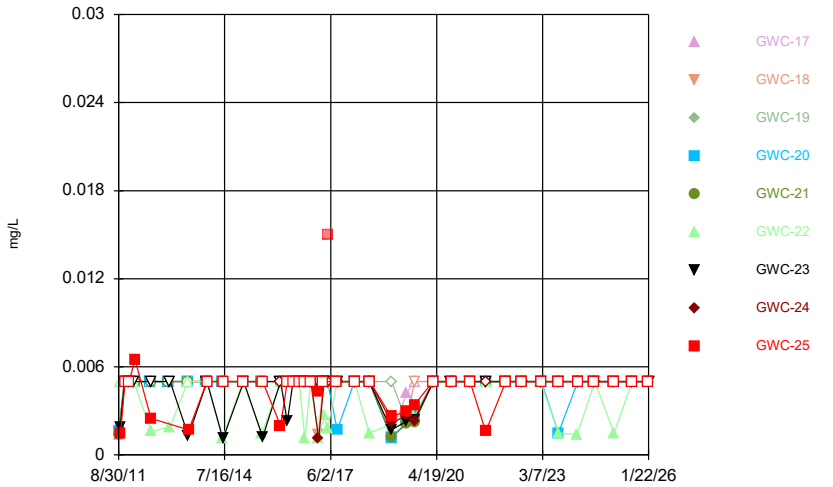


Constituent: Chromium Analysis Run 3/31/2026 4:39 AM
Plant Wansley Client: Southern Company Data: Wansley Landfill

Sanitas™ v.10.1.06 Software licensed to Groundwater Stats Consulting. UG
Hollow symbols indicate censored values.

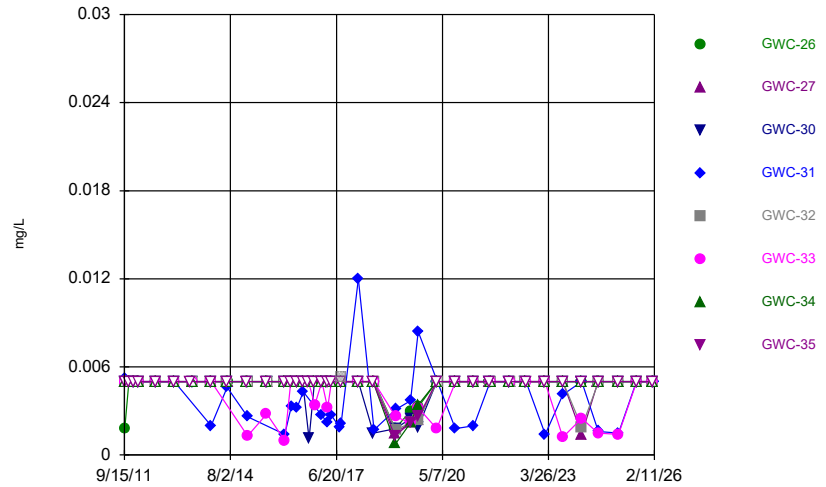


Constituent: Chromium Analysis Run 3/31/2026 4:39 AM
Plant Wansley Client: Southern Company Data: Wansley Landfill

Sanitas™ v.10.1.06 Software licensed to Groundwater Stats Consulting. UG
Hollow symbols indicate censored values.

Time Series

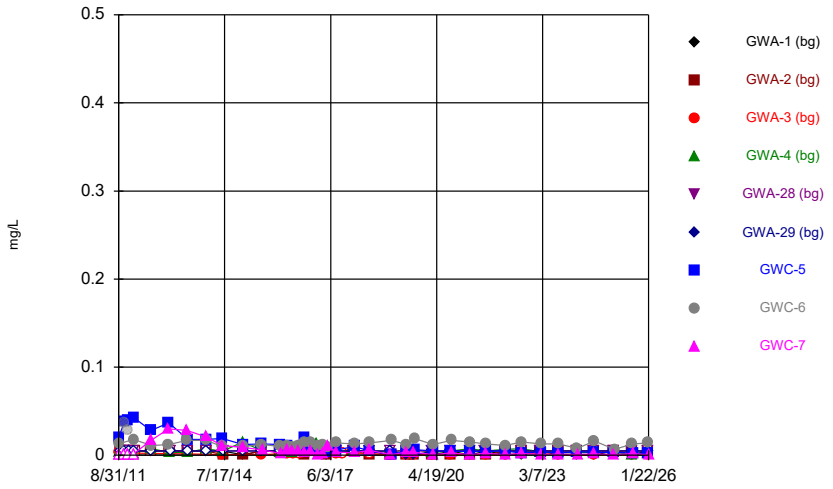


Constituent: Cobalt Analysis Run 3/31/2026 4:39 AM
Plant Wansley Client: Southern Company Data: Wansley Landfill

Sanitas™ v.10.1.06 Software licensed to Groundwater Stats Consulting. UG
Hollow symbols indicate censored values.

Time Series

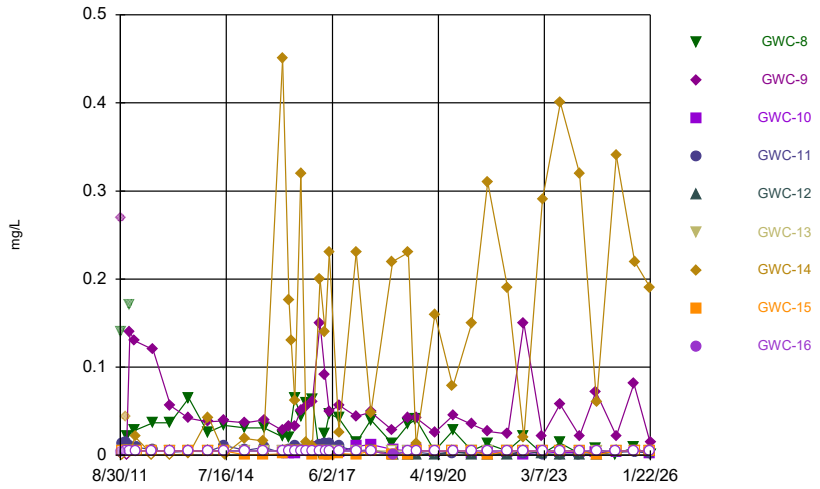


Constituent: Cobalt Analysis Run 3/31/2026 4:39 AM
Plant Wansley Client: Southern Company Data: Wansley Landfill

Sanitas™ v.10.1.06 Software licensed to Groundwater Stats Consulting. UG
Hollow symbols indicate censored values.

Time Series

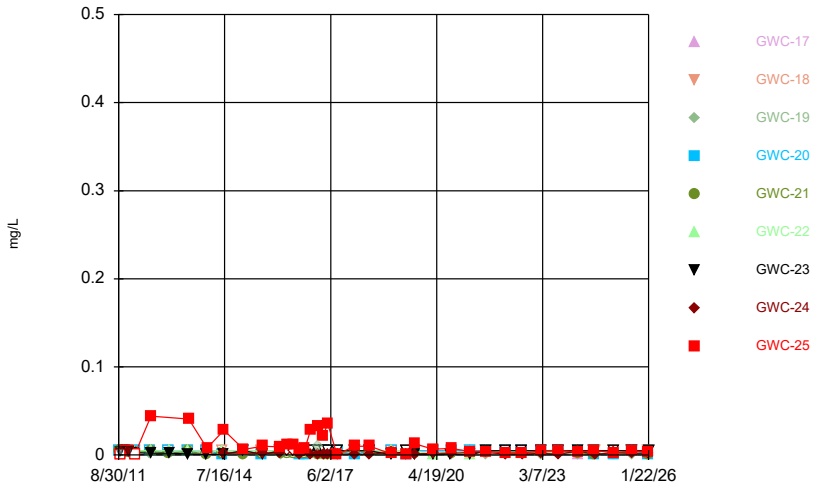


Constituent: Cobalt Analysis Run 3/31/2026 4:39 AM
Plant Wansley Client: Southern Company Data: Wansley Landfill

Sanitas™ v.10.1.06 Software licensed to Groundwater Stats Consulting. UG
Hollow symbols indicate censored values.

Time Series

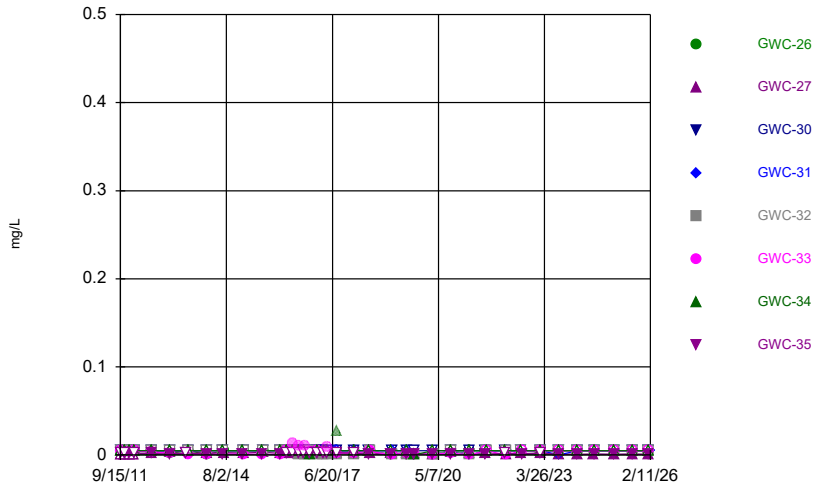


Constituent: Cobalt Analysis Run 3/31/2026 4:39 AM
Plant Wansley Client: Southern Company Data: Wansley Landfill

Sanitas™ v.10.1.06 Software licensed to Groundwater Stats Consulting. UG
Hollow symbols indicate censored values.

Time Series

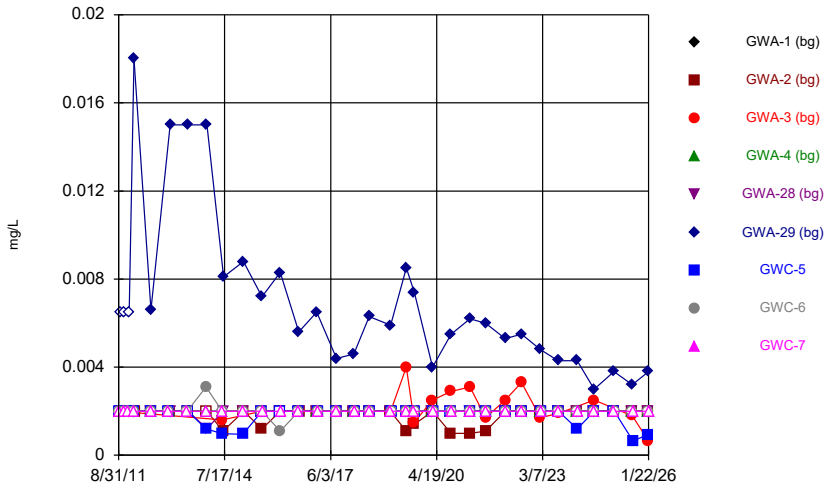


Constituent: Copper Analysis Run 3/31/2026 4:39 AM
Plant Wansley Client: Southern Company Data: Wansley Landfill

Sanitas™ v.10.1.06 Software licensed to Groundwater Stats Consulting. UG
Hollow symbols indicate censored values.

Time Series

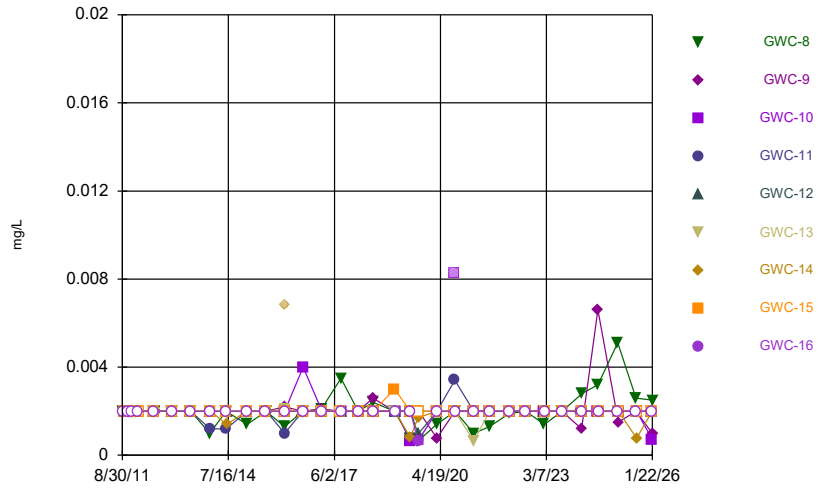


Constituent: Copper Analysis Run 3/31/2026 4:39 AM
Plant Wansley Client: Southern Company Data: Wansley Landfill

Sanitas™ v.10.1.06 Software licensed to Groundwater Stats Consulting. UG
Hollow symbols indicate censored values.

Time Series

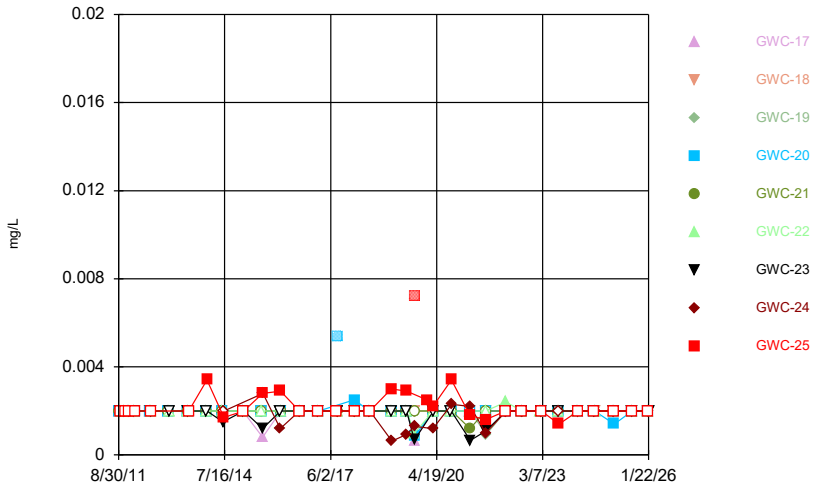


Constituent: Copper Analysis Run 3/31/2026 4:39 AM
Plant Wansley Client: Southern Company Data: Wansley Landfill

Sanitas™ v.10.1.06 Software licensed to Groundwater Stats Consulting. UG
Hollow symbols indicate censored values.

Time Series

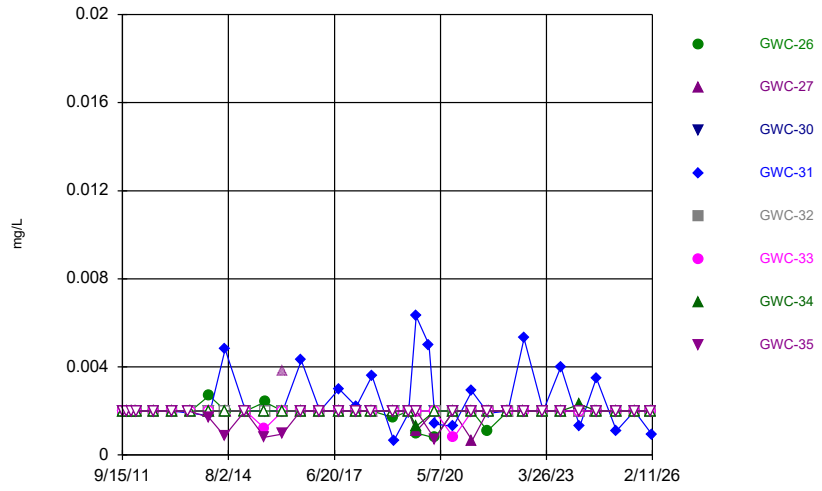


Constituent: Copper Analysis Run 3/31/2026 4:39 AM
Plant Wansley Client: Southern Company Data: Wansley Landfill

Sanitas™ v.10.1.06 Software licensed to Groundwater Stats Consulting. UG
Hollow symbols indicate censored values.

Time Series

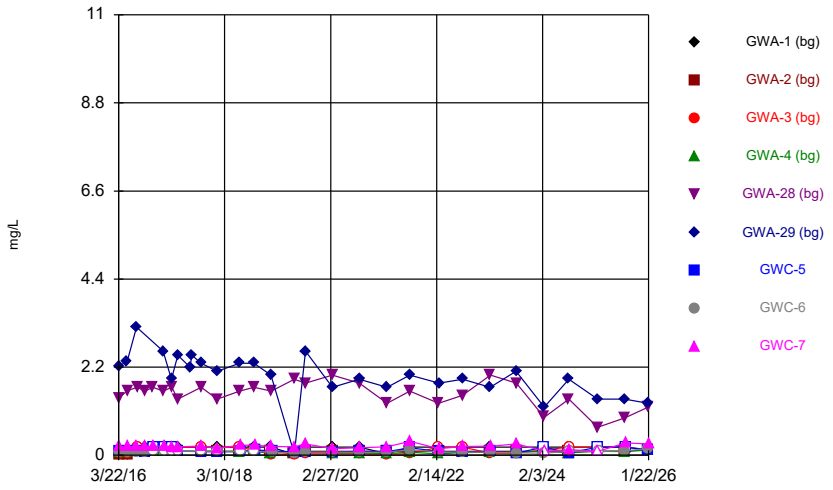


Constituent: Fluoride Analysis Run 3/31/2026 4:39 AM
Plant Wansley Client: Southern Company Data: Wansley Landfill

Sanitas™ v.10.1.06 Software licensed to Groundwater Stats Consulting. UG
Hollow symbols indicate censored values.

Time Series

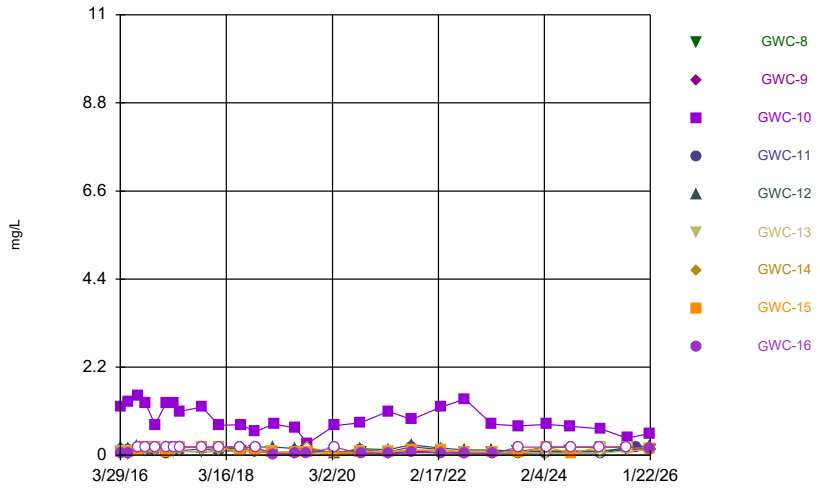


Constituent: Fluoride Analysis Run 3/31/2026 4:39 AM
Plant Wansley Client: Southern Company Data: Wansley Landfill

Sanitas™ v.10.1.06 Software licensed to Groundwater Stats Consulting. UG
Hollow symbols indicate censored values.

Time Series

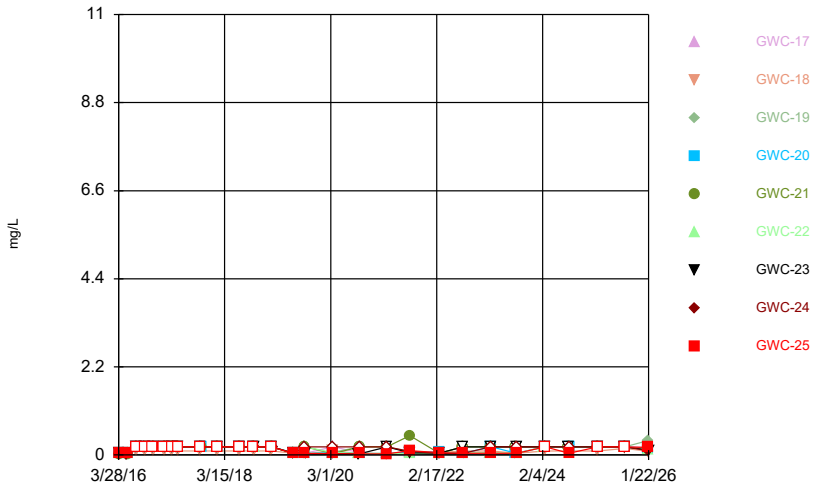


Constituent: Fluoride Analysis Run 3/31/2026 4:39 AM
Plant Wansley Client: Southern Company Data: Wansley Landfill

Sanitas™ v.10.1.06 Software licensed to Groundwater Stats Consulting. UG
Hollow symbols indicate censored values.

Time Series

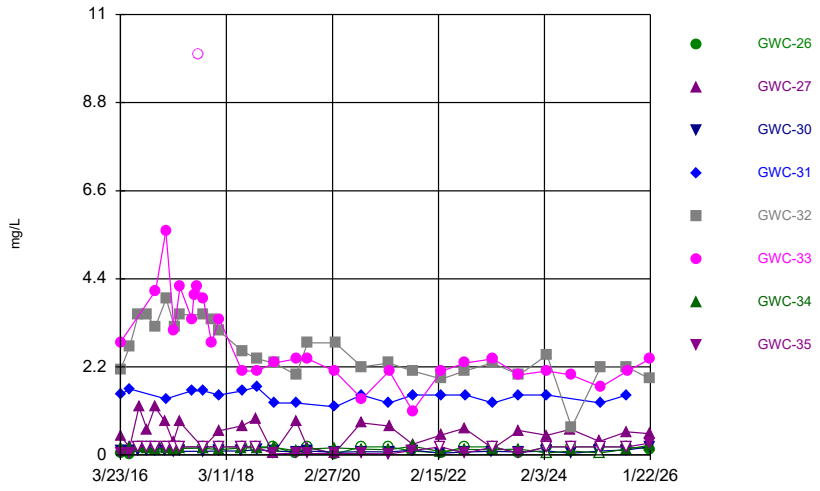


Constituent: Fluoride Analysis Run 3/31/2026 4:39 AM
Plant Wansley Client: Southern Company Data: Wansley Landfill

Sanitas™ v.10.1.06 Software licensed to Groundwater Stats Consulting. UG
Hollow symbols indicate censored values.

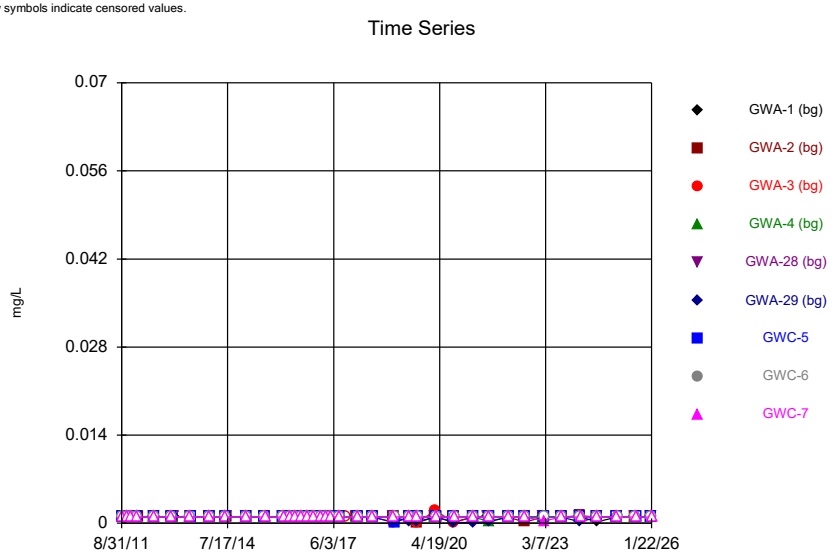


Constituent: Lead Analysis Run 3/31/2026 4:39 AM
Plant Wansley Client: Southern Company Data: Wansley Landfill

Sanitas™ v.10.1.06 Software licensed to Groundwater Stats Consulting. UG
Hollow symbols indicate censored values.

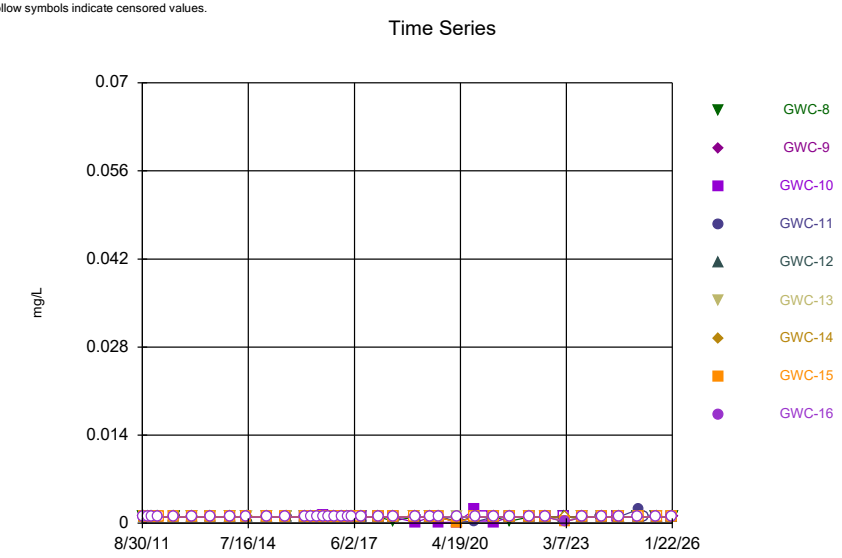


Constituent: Lead Analysis Run 3/31/2026 4:39 AM
Plant Wansley Client: Southern Company Data: Wansley Landfill

Sanitas™ v.10.1.06 Software licensed to Groundwater Stats Consulting. UG
Hollow symbols indicate censored values.

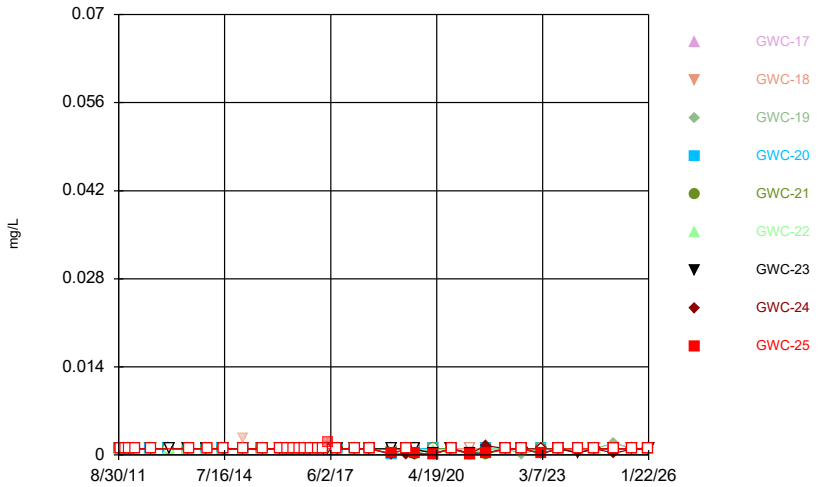


Constituent: Lead Analysis Run 3/31/2026 4:39 AM
Plant Wansley Client: Southern Company Data: Wansley Landfill

Sanitas™ v.10.1.06 Software licensed to Groundwater Stats Consulting. UG
Hollow symbols indicate censored values.

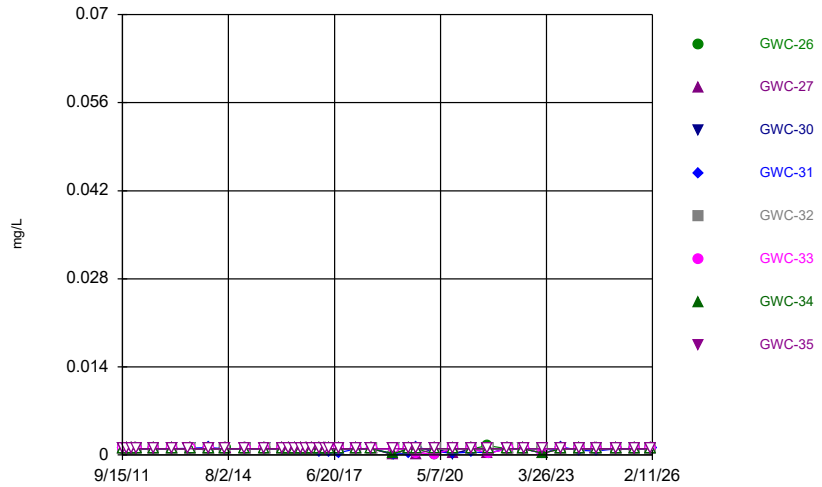


Constituent: Lead Analysis Run 3/31/2026 4:39 AM
Plant Wansley Client: Southern Company Data: Wansley Landfill

Sanitas™ v.10.1.06 Software licensed to Groundwater Stats Consulting. UG
Hollow symbols indicate censored values.

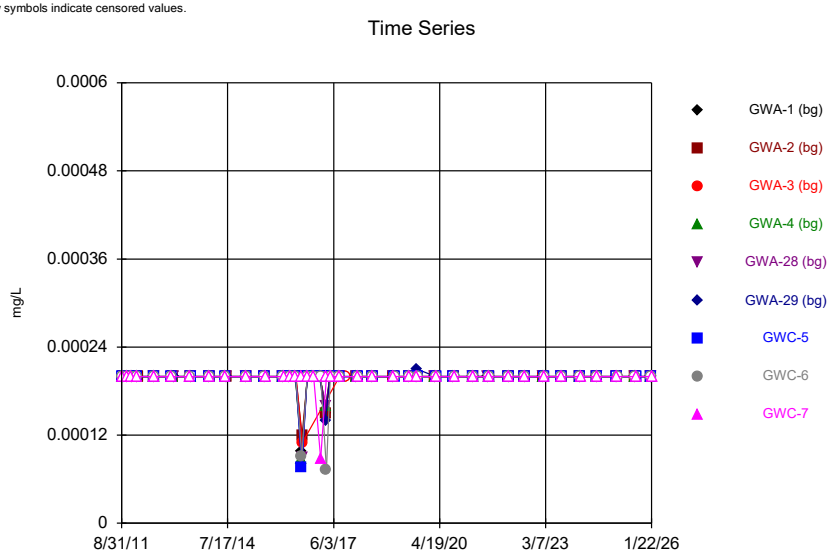


Constituent: Mercury Analysis Run 3/31/2026 4:39 AM
Plant Wansley Client: Southern Company Data: Wansley Landfill

Sanitas™ v.10.1.06 Software licensed to Groundwater Stats Consulting. UG
Hollow symbols indicate censored values.

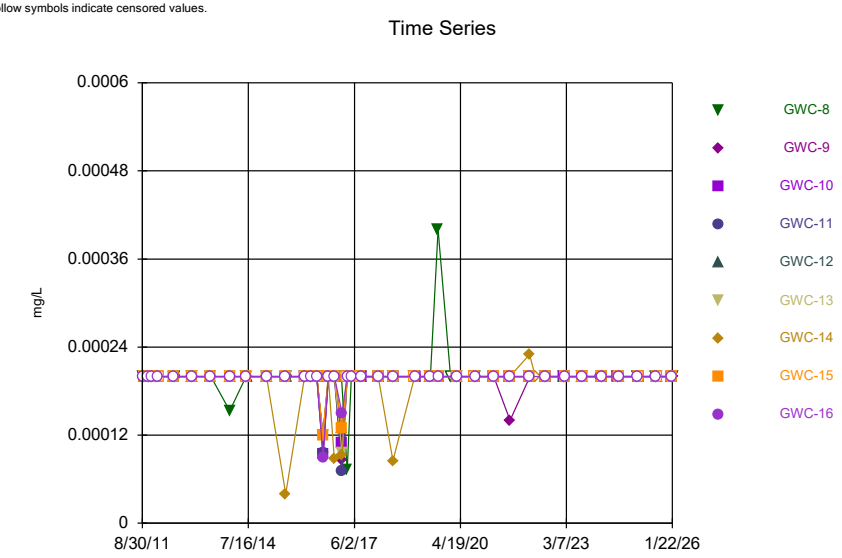


Constituent: Mercury Analysis Run 3/31/2026 4:39 AM
Plant Wansley Client: Southern Company Data: Wansley Landfill

Sanitas™ v.10.1.06 Software licensed to Groundwater Stats Consulting. UG
Hollow symbols indicate censored values.

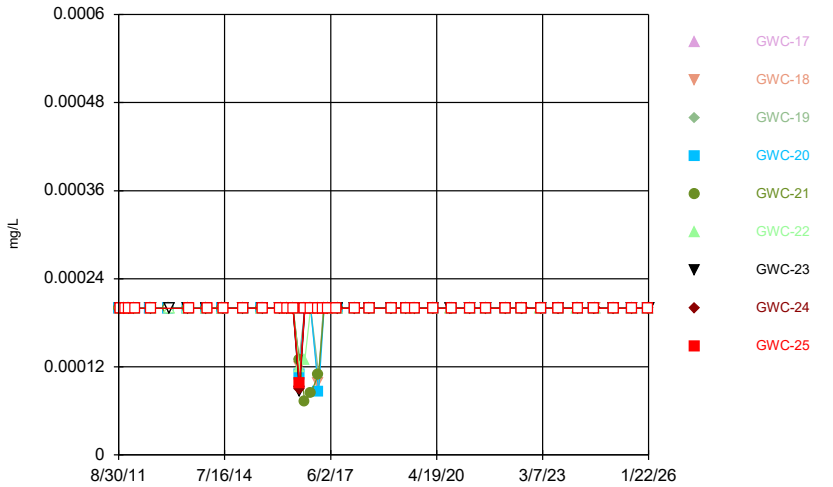


Constituent: Mercury Analysis Run 3/31/2026 4:39 AM
Plant Wansley Client: Southern Company Data: Wansley Landfill

Sanitas™ v.10.1.06 Software licensed to Groundwater Stats Consulting. UG
Hollow symbols indicate censored values.

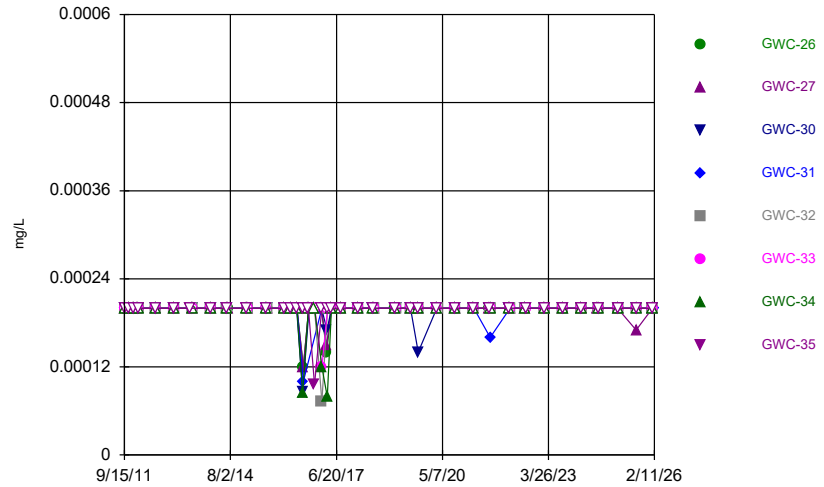


Constituent: Mercury Analysis Run 3/31/2026 4:39 AM
Plant Wansley Client: Southern Company Data: Wansley Landfill

Sanitas™ v.10.1.06 Software licensed to Groundwater Stats Consulting. UG
Hollow symbols indicate censored values.

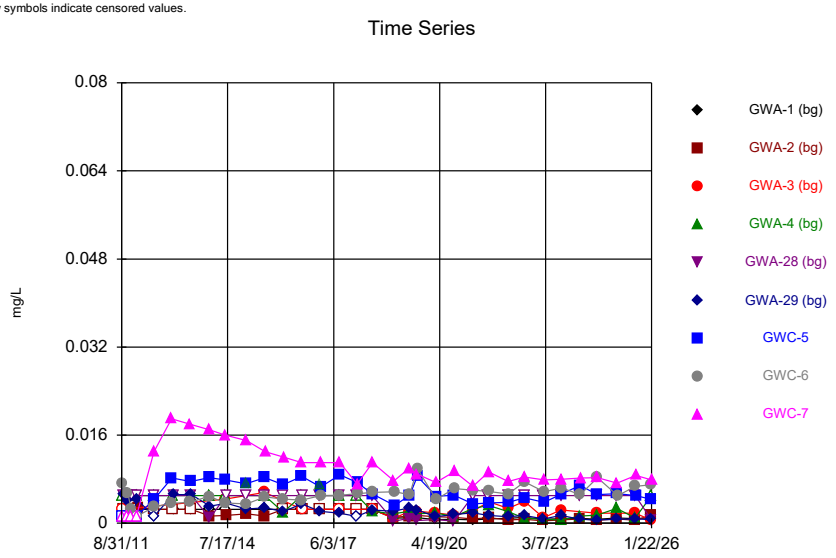


Constituent: Nickel Analysis Run 3/31/2026 4:39 AM
Plant Wansley Client: Southern Company Data: Wansley Landfill

Sanitas™ v.10.1.06 Software licensed to Groundwater Stats Consulting. UG
Hollow symbols indicate censored values.

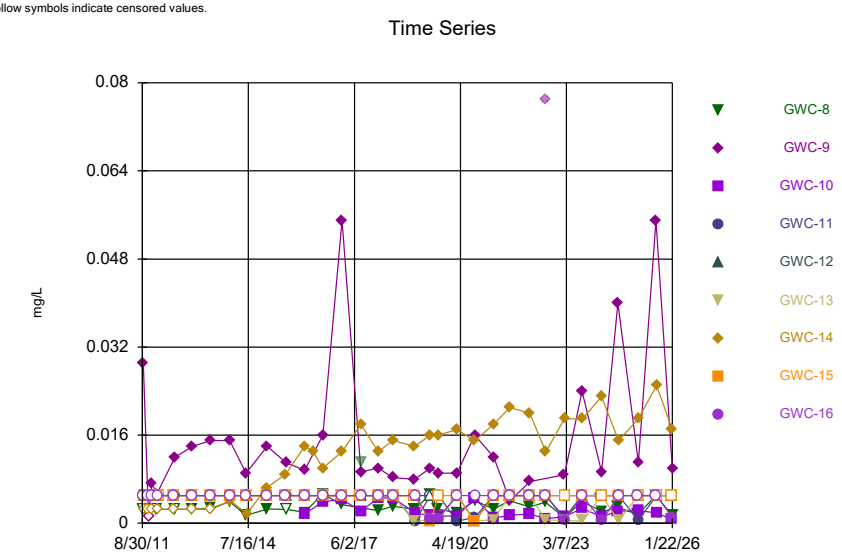


Constituent: Nickel Analysis Run 3/31/2026 4:39 AM
Plant Wansley Client: Southern Company Data: Wansley Landfill

Sanitas™ v.10.1.06 Software licensed to Groundwater Stats Consulting. UG
Hollow symbols indicate censored values.

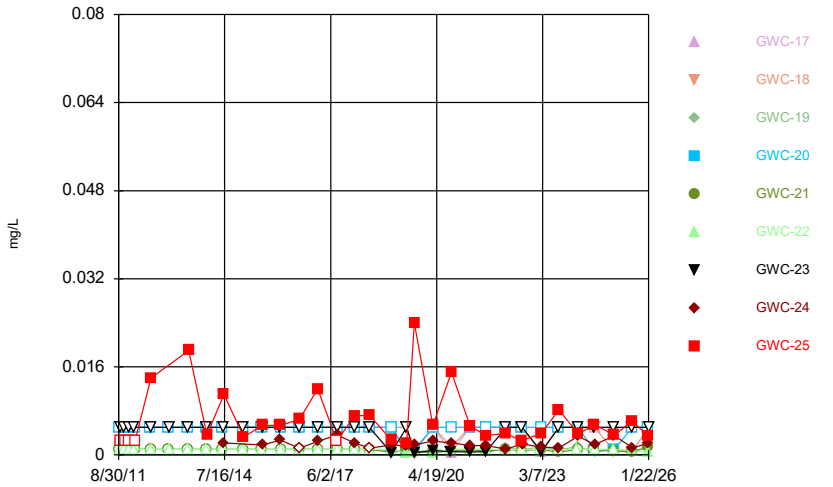


Constituent: Nickel Analysis Run 3/31/2026 4:39 AM
Plant Wansley Client: Southern Company Data: Wansley Landfill

Sanitas™ v.10.1.06 Software licensed to Groundwater Stats Consulting. UG
Hollow symbols indicate censored values.

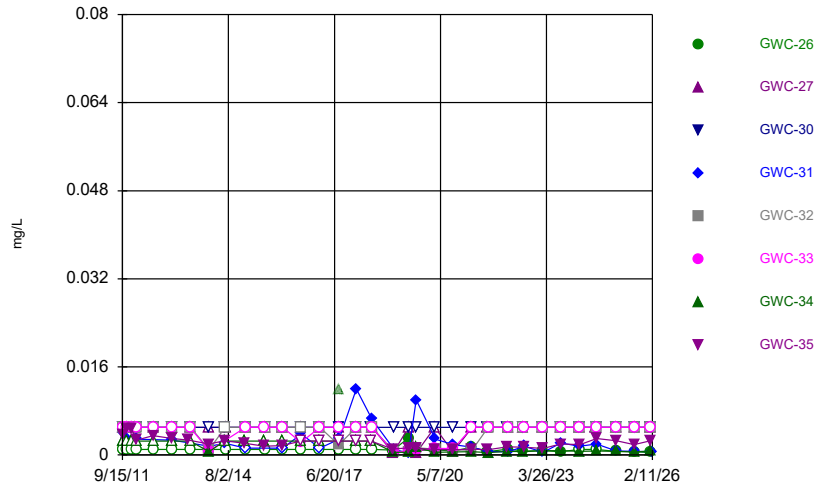


Constituent: Nickel Analysis Run 3/31/2026 4:39 AM
Plant Wansley Client: Southern Company Data: Wansley Landfill

Sanitas™ v.10.1.06 Software licensed to Groundwater Stats Consulting. UG

Time Series

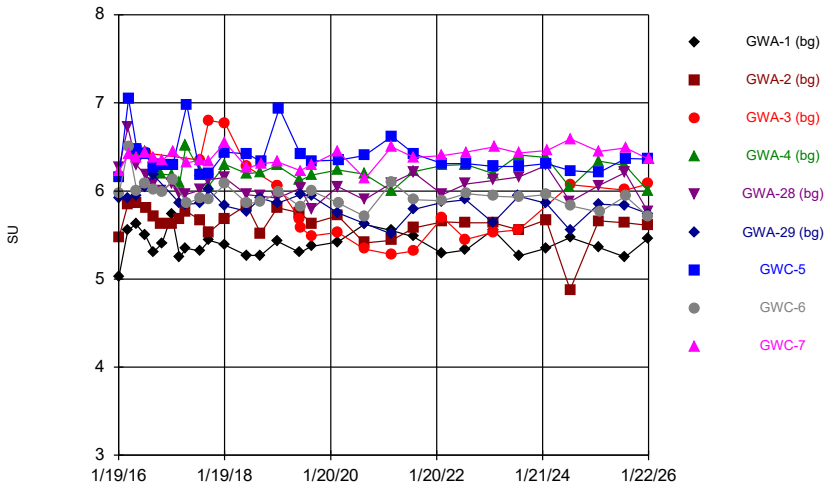


Constituent: pH, Field Analysis Run 3/31/2026 4:39 AM

Plant Wansley Client: Southern Company Data: Wansley Landfill

Sanitas™ v.10.1.06 Software licensed to Groundwater Stats Consulting. UG

Time Series

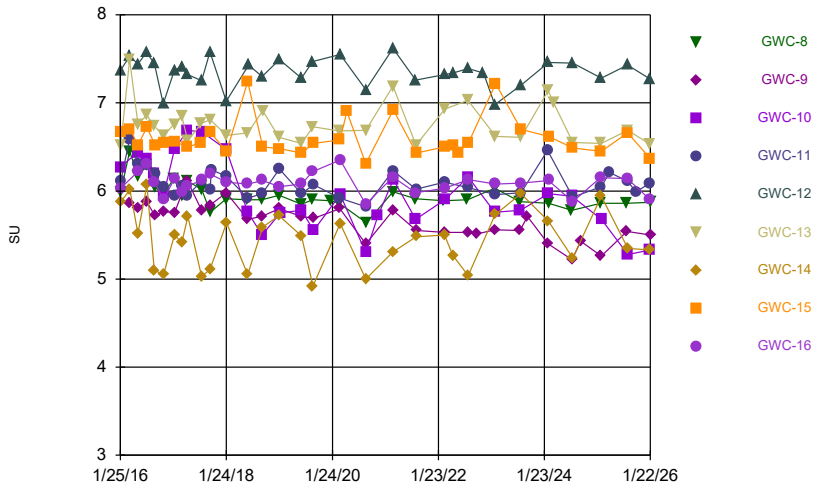


Constituent: pH, Field Analysis Run 3/31/2026 4:39 AM

Plant Wansley Client: Southern Company Data: Wansley Landfill

Sanitas™ v.10.1.06 Software licensed to Groundwater Stats Consulting. UG

Time Series

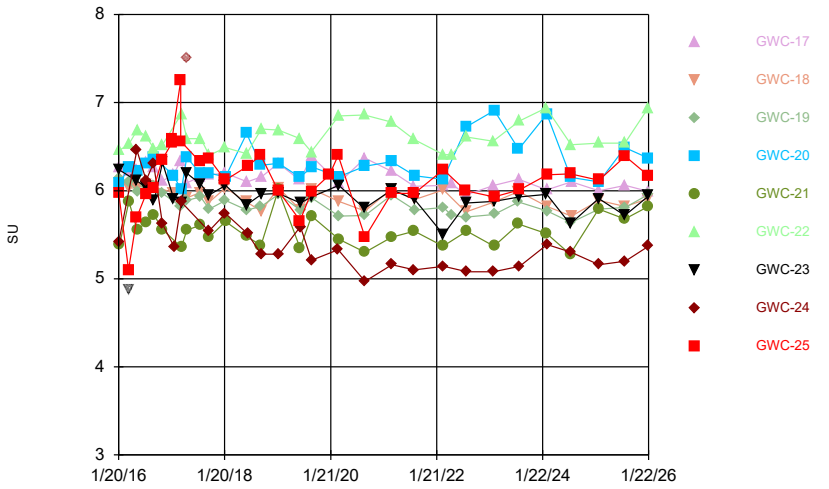


Constituent: pH, Field Analysis Run 3/31/2026 4:39 AM

Plant Wansley Client: Southern Company Data: Wansley Landfill

Sanitas™ v.10.1.06 Software licensed to Groundwater Stats Consulting. UG

Time Series

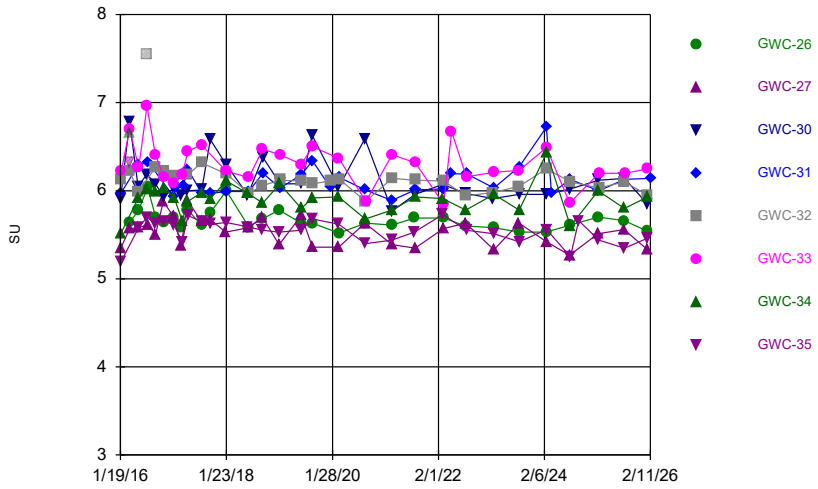


Constituent: pH, Field Analysis Run 3/31/2026 4:39 AM

Plant Wansley Client: Southern Company Data: Wansley Landfill

Sanitas™ v.10.1.06 Software licensed to Groundwater Stats Consulting. UG
Hollow symbols indicate censored values.

Time Series

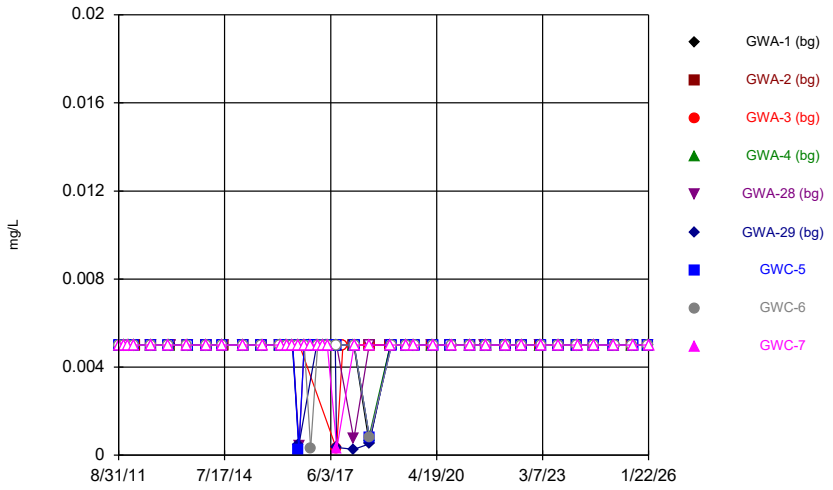


Constituent: Selenium Analysis Run 3/31/2026 4:39 AM
Plant Wansley Client: Southern Company Data: Wansley Landfill

Sanitas™ v.10.1.06 Software licensed to Groundwater Stats Consulting. UG
Hollow symbols indicate censored values.

Time Series

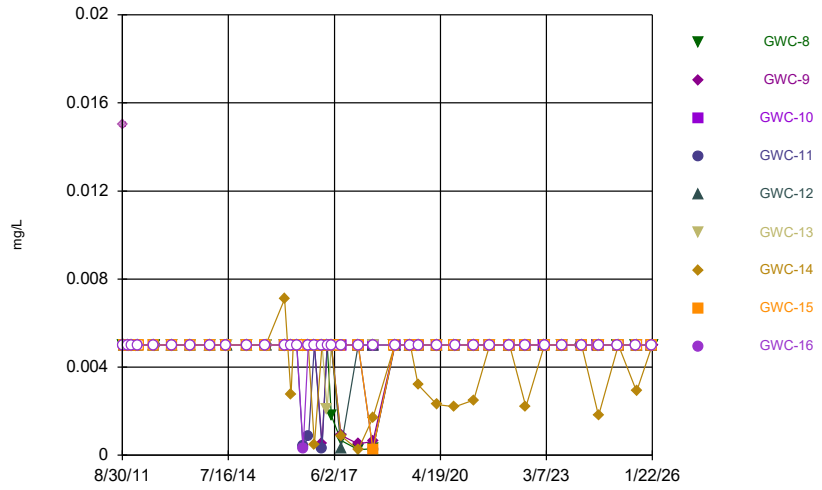


Constituent: Selenium Analysis Run 3/31/2026 4:39 AM
Plant Wansley Client: Southern Company Data: Wansley Landfill

Sanitas™ v.10.1.06 Software licensed to Groundwater Stats Consulting. UG
Hollow symbols indicate censored values.

Time Series

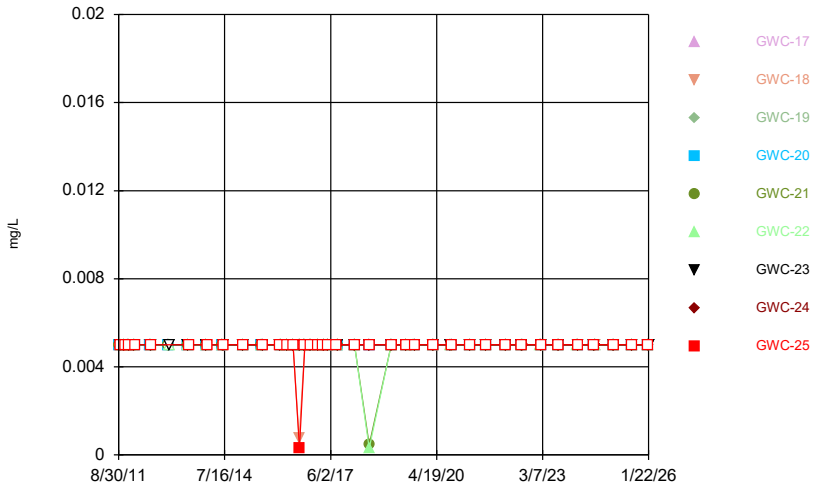


Constituent: Selenium Analysis Run 3/31/2026 4:39 AM
Plant Wansley Client: Southern Company Data: Wansley Landfill

Sanitas™ v.10.1.06 Software licensed to Groundwater Stats Consulting. UG
Hollow symbols indicate censored values.

Time Series

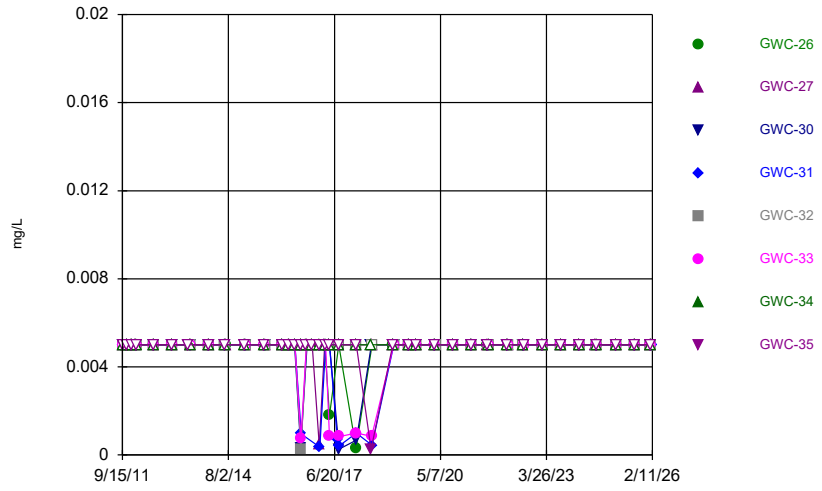


Constituent: Selenium Analysis Run 3/31/2026 4:39 AM
Plant Wansley Client: Southern Company Data: Wansley Landfill

Sanitas™ v.10.1.06 Software licensed to Groundwater Stats Consulting. UG
Hollow symbols indicate censored values.

Time Series

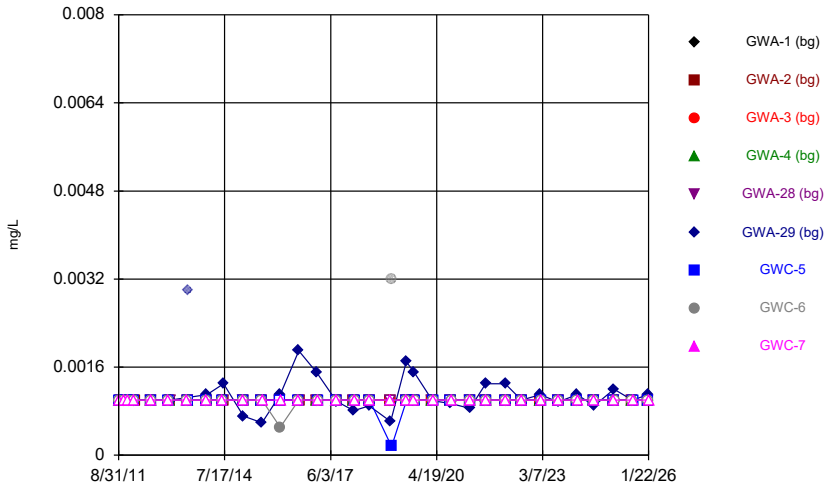


Constituent: Silver Analysis Run 3/31/2026 4:39 AM
Plant Wansley Client: Southern Company Data: Wansley Landfill

Sanitas™ v.10.1.06 Software licensed to Groundwater Stats Consulting. UG
Hollow symbols indicate censored values.

Time Series

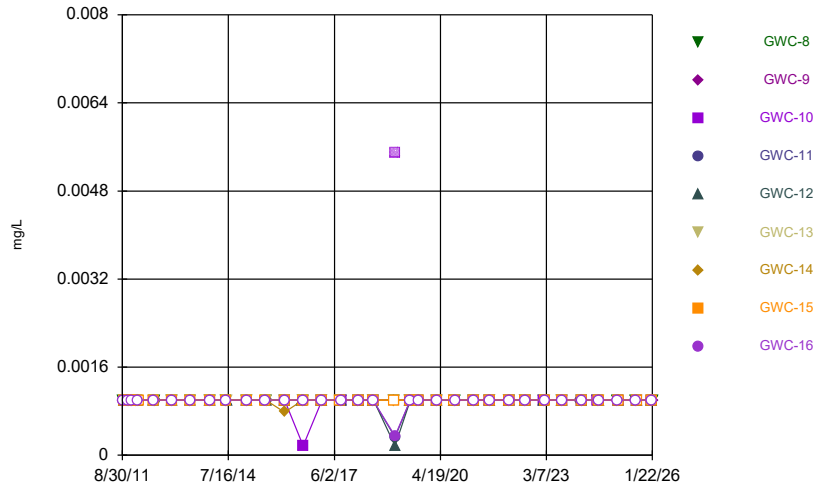


Constituent: Silver Analysis Run 3/31/2026 4:39 AM
Plant Wansley Client: Southern Company Data: Wansley Landfill

Sanitas™ v.10.1.06 Software licensed to Groundwater Stats Consulting. UG
Hollow symbols indicate censored values.

Time Series

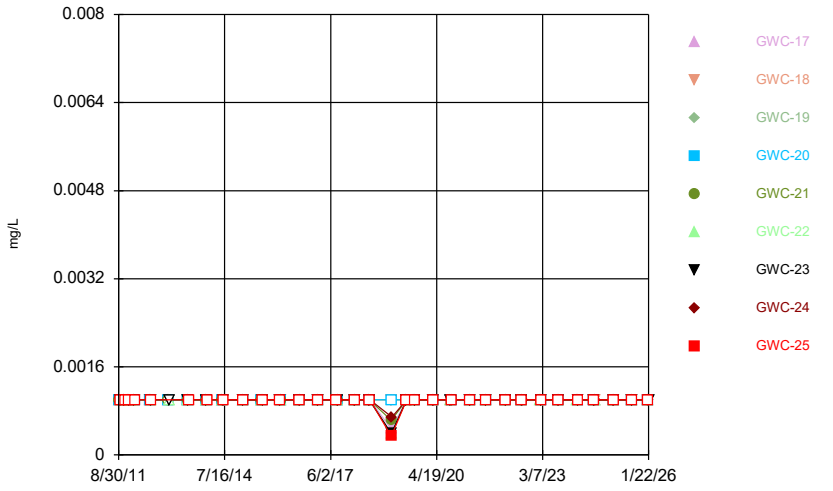


Constituent: Silver Analysis Run 3/31/2026 4:39 AM
Plant Wansley Client: Southern Company Data: Wansley Landfill

Sanitas™ v.10.1.06 Software licensed to Groundwater Stats Consulting. UG
Hollow symbols indicate censored values.

Time Series

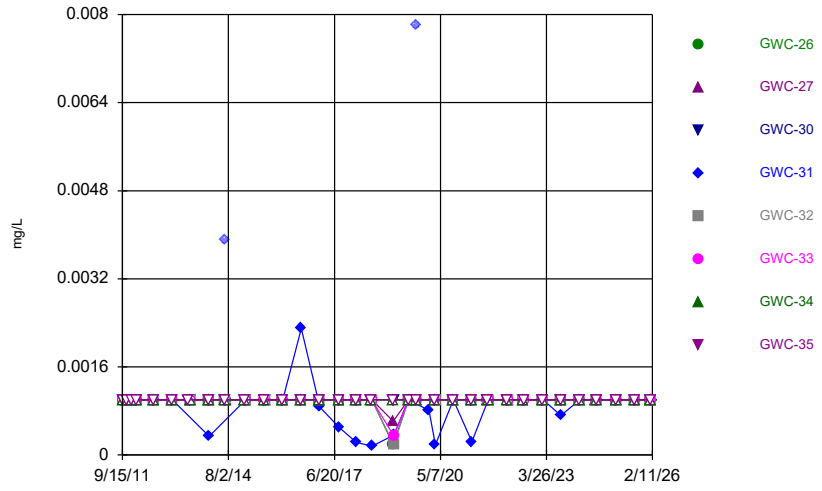


Constituent: Silver Analysis Run 3/31/2026 4:39 AM
Plant Wansley Client: Southern Company Data: Wansley Landfill

Sanitas™ v.10.1.06 Software licensed to Groundwater Stats Consulting. UG
Hollow symbols indicate censored values.

Time Series

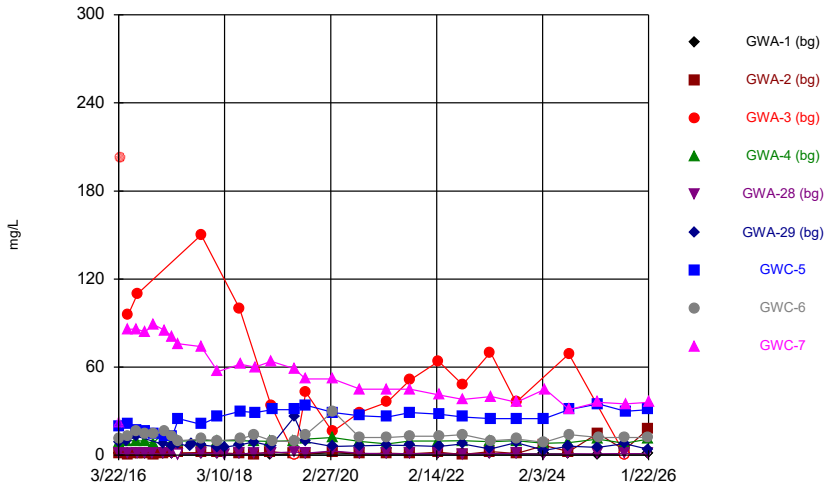


Constituent: Sulfate Analysis Run 3/31/2026 4:40 AM
Plant Wansley Client: Southern Company Data: Wansley Landfill

Sanitas™ v.10.1.06 Software licensed to Groundwater Stats Consulting. UG
Hollow symbols indicate censored values.

Time Series

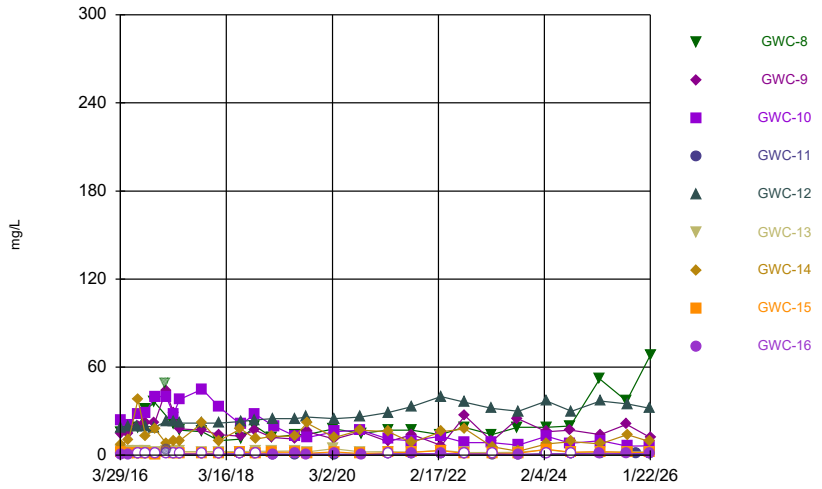


Constituent: Sulfate Analysis Run 3/31/2026 4:40 AM
Plant Wansley Client: Southern Company Data: Wansley Landfill

Sanitas™ v.10.1.06 Software licensed to Groundwater Stats Consulting. UG
Hollow symbols indicate censored values.

Time Series

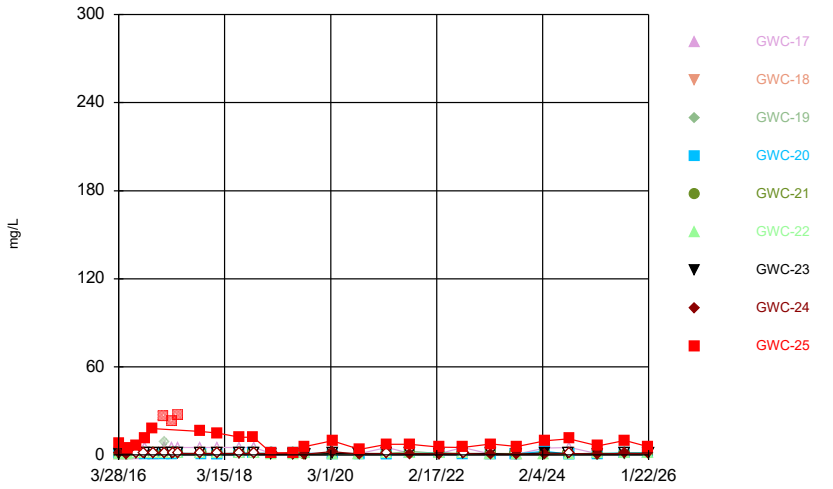


Constituent: Sulfate Analysis Run 3/31/2026 4:40 AM
Plant Wansley Client: Southern Company Data: Wansley Landfill

Sanitas™ v.10.1.06 Software licensed to Groundwater Stats Consulting. UG
Hollow symbols indicate censored values.

Time Series

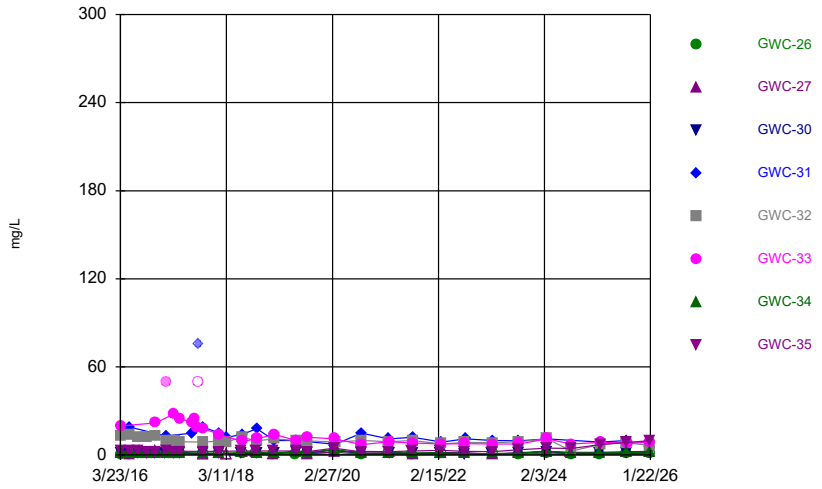


Constituent: Sulfate Analysis Run 3/31/2026 4:40 AM
Plant Wansley Client: Southern Company Data: Wansley Landfill

Sanitas™ v.10.1.06 Software licensed to Groundwater Stats Consulting. UG
Hollow symbols indicate censored values.

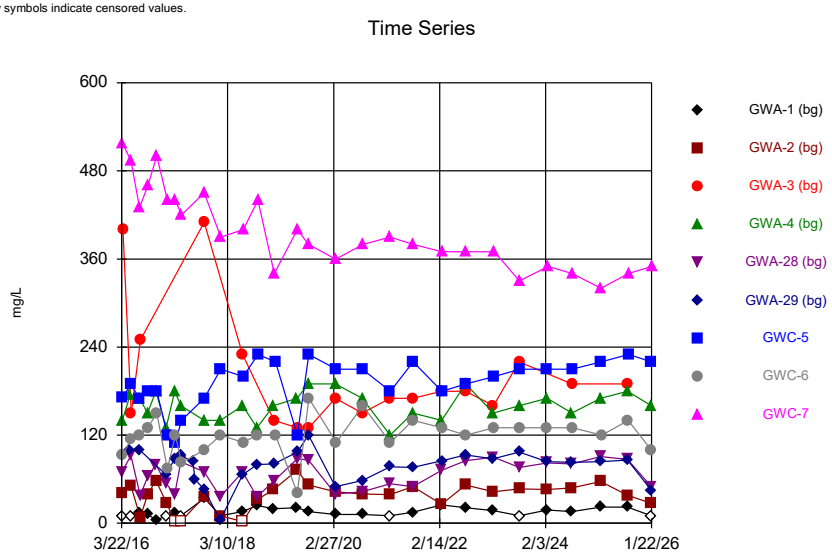


Constituent: TDS Analysis Run 3/31/2026 4:40 AM
Plant Wansley Client: Southern Company Data: Wansley Landfill

Sanitas™ v.10.1.06 Software licensed to Groundwater Stats Consulting. UG
Hollow symbols indicate censored values.

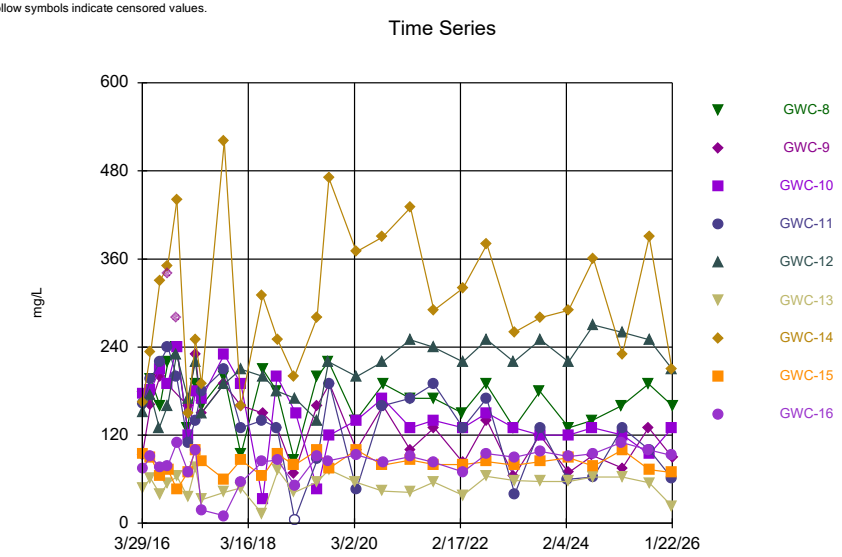


Constituent: TDS Analysis Run 3/31/2026 4:40 AM
Plant Wansley Client: Southern Company Data: Wansley Landfill

Sanitas™ v.10.1.06 Software licensed to Groundwater Stats Consulting. UG
Hollow symbols indicate censored values.

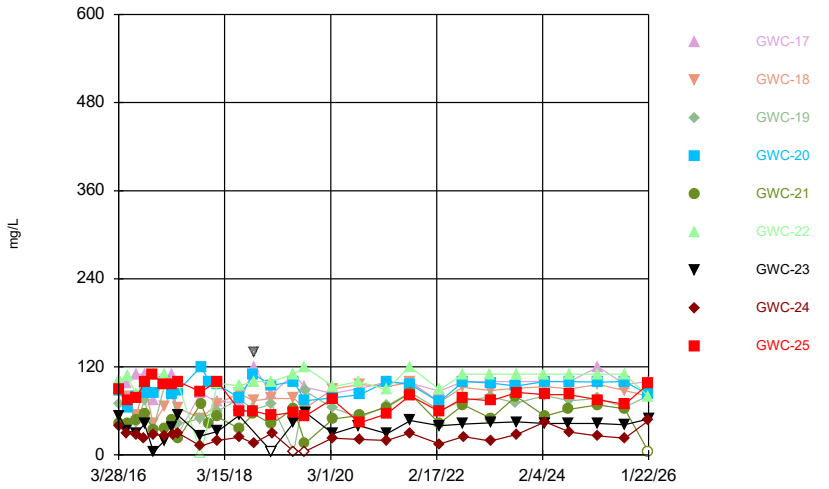


Constituent: TDS Analysis Run 3/31/2026 4:40 AM
Plant Wansley Client: Southern Company Data: Wansley Landfill

Sanitas™ v.10.1.06 Software licensed to Groundwater Stats Consulting. UG
Hollow symbols indicate censored values.

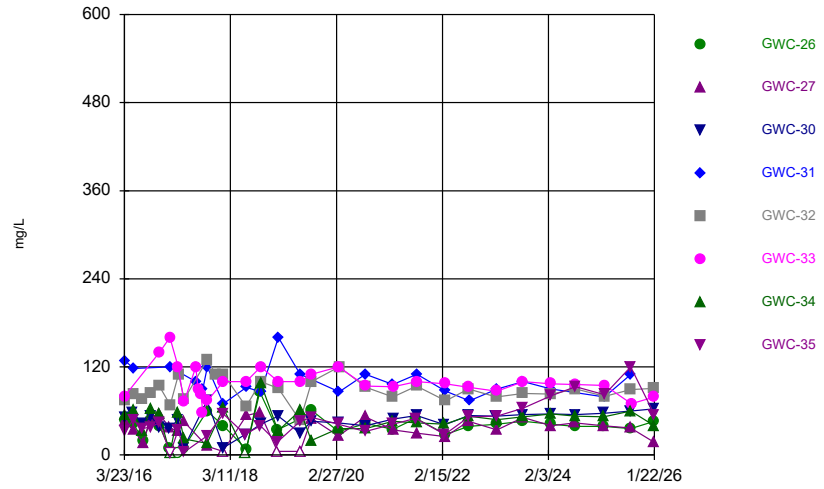


Constituent: TDS Analysis Run 3/31/2026 4:40 AM
Plant Wansley Client: Southern Company Data: Wansley Landfill

Sanitas™ v.10.1.06 Software licensed to Groundwater Stats Consulting. UG
Hollow symbols indicate censored values.

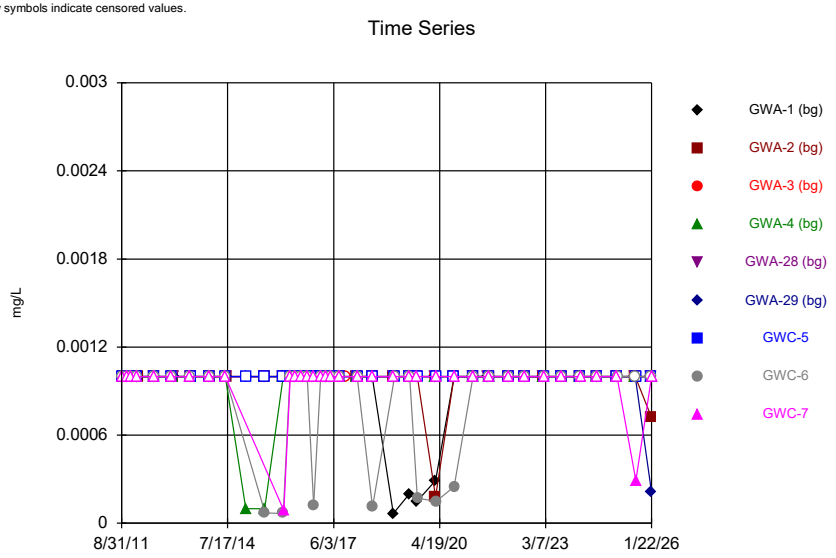


Constituent: Thallium Analysis Run 3/31/2026 4:40 AM
Plant Wansley Client: Southern Company Data: Wansley Landfill

Sanitas™ v.10.1.06 Software licensed to Groundwater Stats Consulting. UG
Hollow symbols indicate censored values.

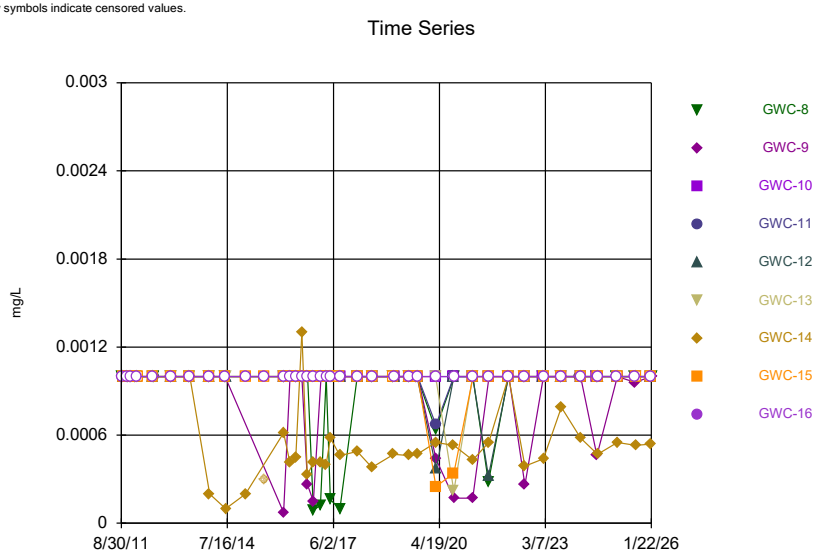


Constituent: Thallium Analysis Run 3/31/2026 4:40 AM
Plant Wansley Client: Southern Company Data: Wansley Landfill

Sanitas™ v.10.1.06 Software licensed to Groundwater Stats Consulting. UG
Hollow symbols indicate censored values.

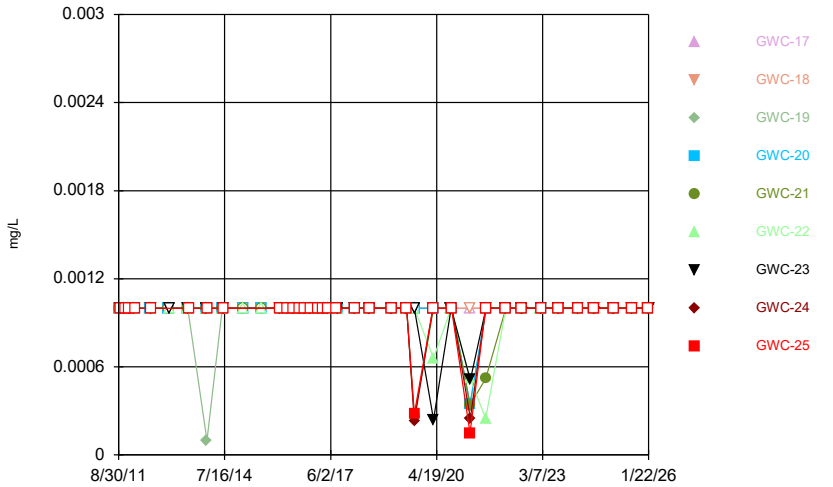


Constituent: Thallium Analysis Run 3/31/2026 4:40 AM
Plant Wansley Client: Southern Company Data: Wansley Landfill

Sanitas™ v.10.1.06 Software licensed to Groundwater Stats Consulting. UG
Hollow symbols indicate censored values.

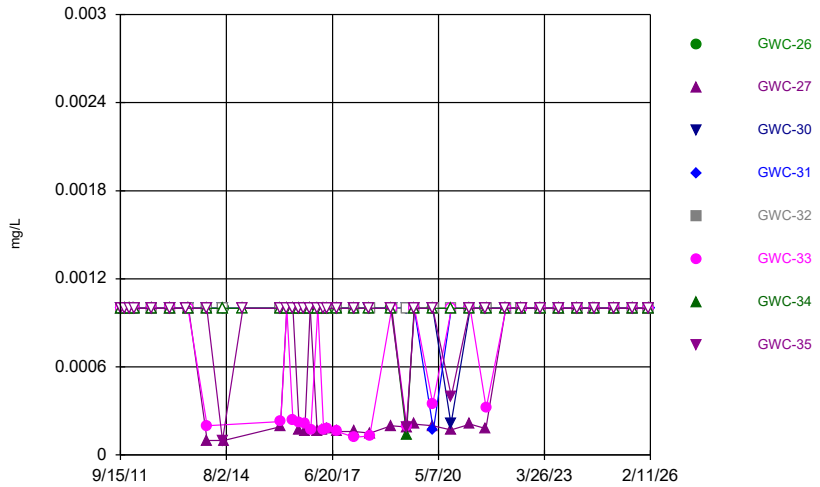


Constituent: Thallium Analysis Run 3/31/2026 4:40 AM
Plant Wansley Client: Southern Company Data: Wansley Landfill

Sanitas™ v.10.1.06 Software licensed to Groundwater Stats Consulting. UG
Hollow symbols indicate censored values.

Time Series

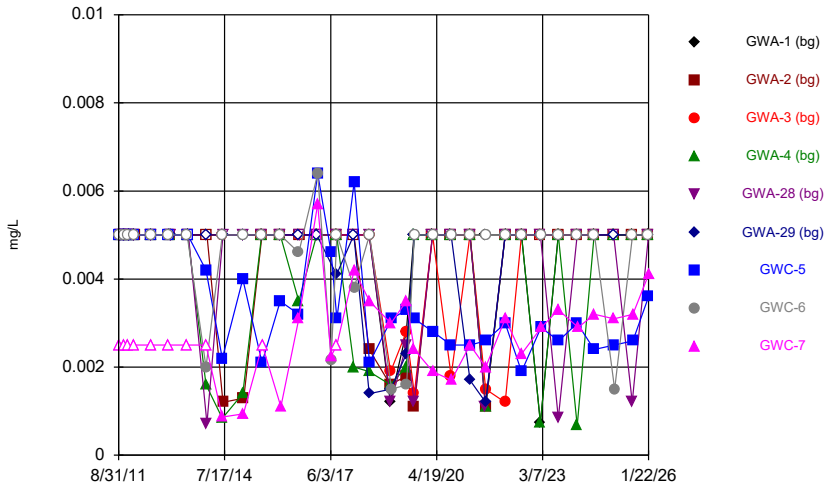


Constituent: Vanadium Analysis Run 3/31/2026 4:40 AM
Plant Wansley Client: Southern Company Data: Wansley Landfill

Sanitas™ v.10.1.06 Software licensed to Groundwater Stats Consulting. UG
Hollow symbols indicate censored values.

Time Series

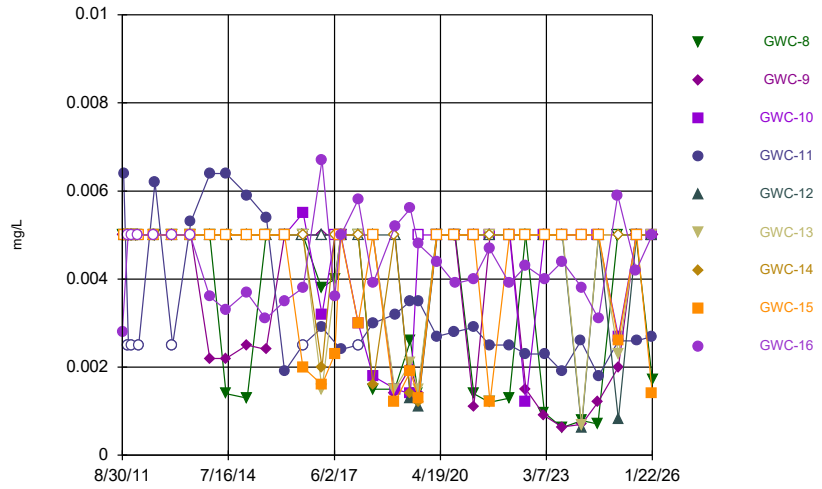


Constituent: Vanadium Analysis Run 3/31/2026 4:40 AM
Plant Wansley Client: Southern Company Data: Wansley Landfill

Sanitas™ v.10.1.06 Software licensed to Groundwater Stats Consulting. UG
Hollow symbols indicate censored values.

Time Series

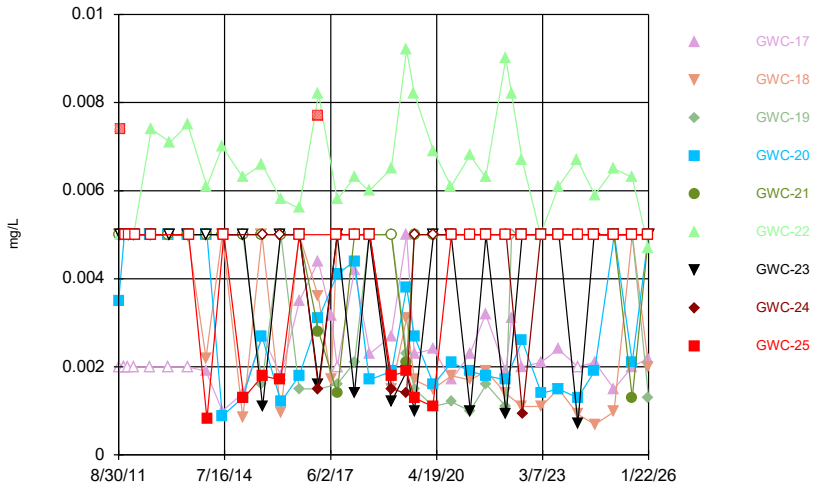


Constituent: Vanadium Analysis Run 3/31/2026 4:40 AM
Plant Wansley Client: Southern Company Data: Wansley Landfill

Sanitas™ v.10.1.06 Software licensed to Groundwater Stats Consulting. UG
Hollow symbols indicate censored values.

Time Series

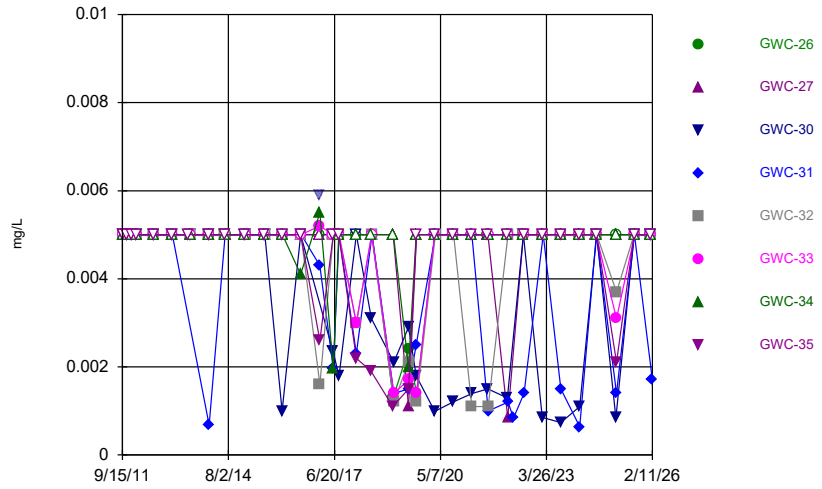


Constituent: Vanadium Analysis Run 3/31/2026 4:40 AM
Plant Wansley Client: Southern Company Data: Wansley Landfill

Sanitas™ v.10.1.06 Software licensed to Groundwater Stats Consulting. UG
Hollow symbols indicate censored values.

Time Series

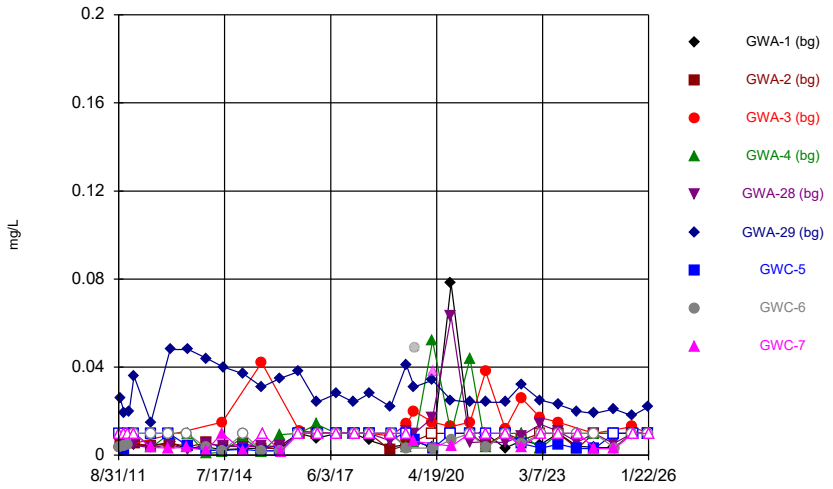


Constituent: Zinc Analysis Run 3/31/2026 4:40 AM
Plant Wansley Client: Southern Company Data: Wansley Landfill

Sanitas™ v.10.1.06 Software licensed to Groundwater Stats Consulting. UG
Hollow symbols indicate censored values.

Time Series

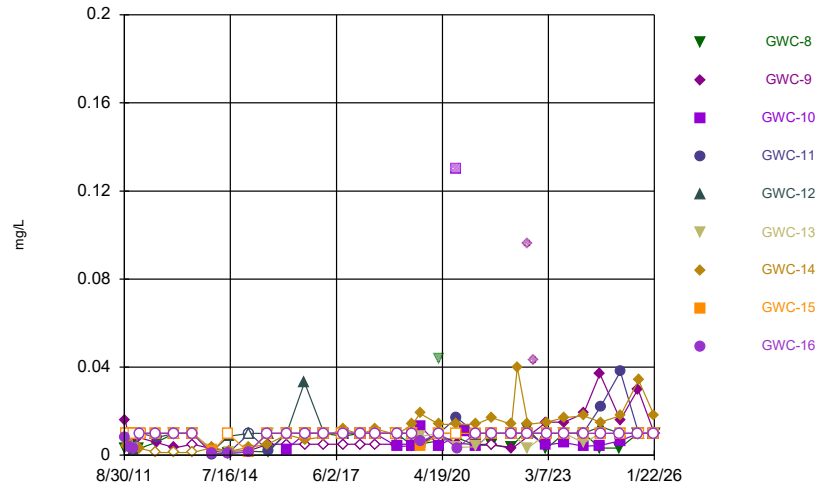


Constituent: Zinc Analysis Run 3/31/2026 4:40 AM
Plant Wansley Client: Southern Company Data: Wansley Landfill

Sanitas™ v.10.1.06 Software licensed to Groundwater Stats Consulting. UG
Hollow symbols indicate censored values.

Time Series

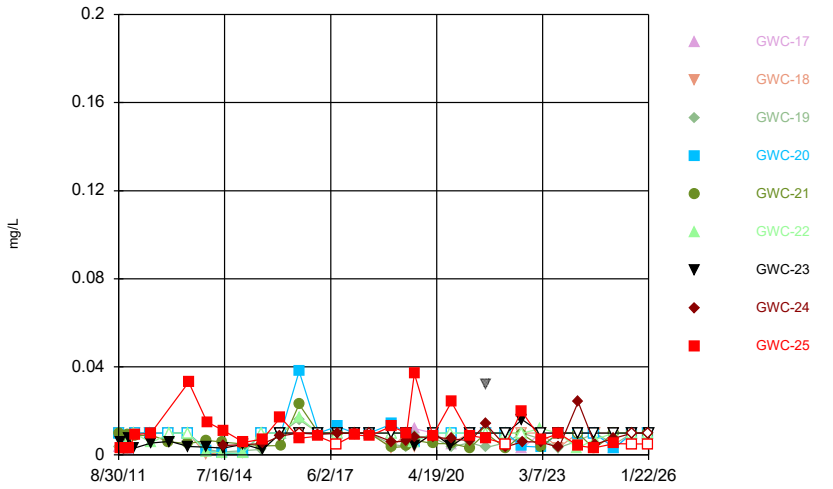


Constituent: Zinc Analysis Run 3/31/2026 4:40 AM
Plant Wansley Client: Southern Company Data: Wansley Landfill

Sanitas™ v.10.1.06 Software licensed to Groundwater Stats Consulting. UG
Hollow symbols indicate censored values.

Time Series

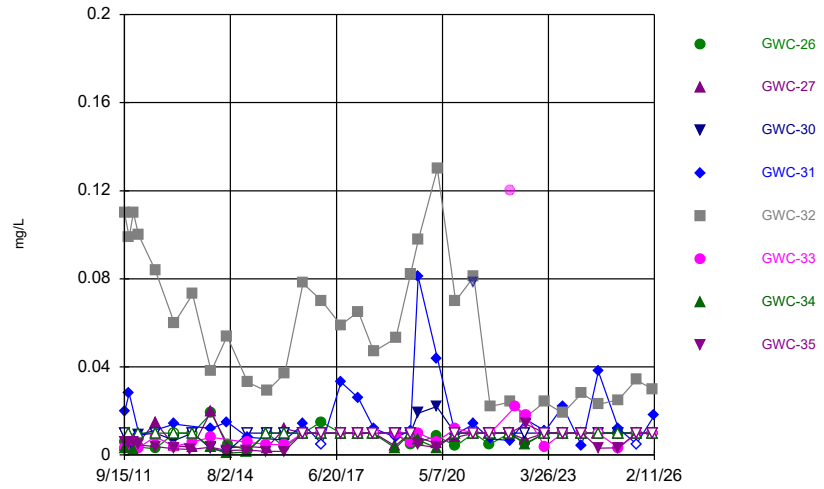


Constituent: Zinc Analysis Run 3/31/2026 4:40 AM
Plant Wansley Client: Southern Company Data: Wansley Landfill

# Time Series

Constituent: Antimony (mg/L) Analysis Run 3/31/2026 4:41 AM

Plant Wansley Client: Southern Company Data: Wansley Landfill

| | GWA-1 (bg) | GWA-2 (bg) | GWA-3 (bg) | GWA-4 (bg) | GWA-28 (bg) | GWA-29 (bg) | GWC-5 | GWC-6 | GWC-7 |
|---|---|---|---|---|---|---|---|---|---|
| 8/31/2011 | | | <0.005 | <0.005 | | | <0.005 | <0.005 | |
| 9/7/2011 | | | | | | | | | <0.005 |
| 9/16/2011 | <0.005 | | | | <0.005 | | | | |
| 9/17/2011 | | <0.005 | | | | <0.005 | | | |
| 10/27/2011 | <0.005 | <0.005 | | <0.005 | | | <0.005 | | |
| 10/28/2011 | | | | | <0.005 | <0.005 | | | |
| 10/30/2011 | | | | | | | | <0.005 | <0.005 |
| 12/5/2011 | | | | | | | <0.005 | <0.005 | <0.005 |
| 12/12/2011 | | | | | <0.005 | <0.005 | | | |
| 12/13/2011 | <0.005 | | | | | | | | |
| 12/14/2011 | | <0.005 | | <0.005 | | | | | |
| 1/25/2012 | | | | | <0.005 | | <0.005 | <0.005 | <0.005 |
| 1/31/2012 | <0.005 | | | | | <0.005 | | | |
| 2/1/2012 | | | | <0.005 | | | | | |
| 2/7/2012 | | <0.005 | | | | | | | |
| 7/16/2012 | | | | | <0.005 | | | | |
| 7/17/2012 | | | | | | <0.005 | | | |
| 7/18/2012 | <0.005 | | | | | | <0.005 | | <0.005 |
| 7/23/2012 | | <0.005 | | <0.005 | | | | | |
| 7/24/2012 | | | | | | | | <0.005 | |
| 1/7/2013 | | | | | | | | | <0.005 |
| 1/8/2013 | | | | | | | | <0.005 | |
| 1/9/2013 | | | | | | | <0.005 | | |
| 1/23/2013 | | <0.005 | | <0.005 | | | | | |
| 1/24/2013 | <0.005 | | | | <0.005 | <0.005 | | | |
| 7/9/2013 | | | | | | | | <0.005 | <0.005 |
| 7/17/2013 | <0.005 | | | <0.005 | | | <0.005 | | |
| 7/23/2013 | | | | | <0.005 | | | | |
| 7/24/2013 | | <0.005 | | | | <0.005 | | | |
| 1/14/2014 | | | | | | | | | <0.005 |
| 1/15/2014 | | | | <0.005 | | | <0.005 | <0.005 | |
| 1/21/2014 | <0.005 | | | | | | | | |
| 1/22/2014 | | <0.005 | | | <0.005 | <0.005 | | | |
| 6/24/2014 | | | | | | | | | <0.005 |
| 6/25/2014 | <0.005 | | <0.005 | <0.005 | | | <0.005 | <0.005 | |
| 7/1/2014 | | <0.005 | | | <0.005 | | | | |
| 7/8/2014 | | | | | | <0.005 | | | |
| 1/13/2015 | | | | | | | <0.005 | | |
| 1/14/2015 | <0.005 | | | <0.005 | | | | | |
| 1/20/2015 | | | | | | | | <0.005 | <0.005 |
| 1/21/2015 | | | | | <0.005 | <0.005 | | | |
| 1/22/2015 | | <0.005 | | | | | | | |
| 7/21/2015 | <0.005 | | <0.005 | <0.005 | <0.005 | | | | |
| 7/22/2015 | | <0.005 | | | | <0.005 | | | |
| 7/24/2015 | | | | | | | <0.005 | <0.005 | |
| 7/27/2015 | | | | | | | | | <0.005 |
| 1/19/2016 | | | | | | <0.005 | | | |
| 1/20/2016 | | <0.005 | | <0.005 | | | 0.0024 (J) | <0.005 | |
| 1/21/2016 | <0.005 | | | | | | | | |
| 1/22/2016 | | | | | <0.005 | | | | |
| 1/26/2016 | | | | | | | | | <0.005 |
| 3/22/2016 | | | | | <0.005 | 0.00113 (J) | | | |

ND substitution: RL or RL/2 if <15% NDs.

# Time Series

Constituent: Antimony (mg/L) Analysis Run 3/31/2026 4:41 AM

Plant Wansley Client: Southern Company Data: Wansley Landfill

| | GWA-1 (bg) | GWA-2 (bg) | GWA-3 (bg) | GWA-4 (bg) | GWA-28 (bg) | GWA-29 (bg) | GWC-5 | GWC-6 | GWC-7 |
|---|---|---|---|---|---|---|---|---|---|
| 3/23/2016 | <0.005 | 0.00069 (J) | | <0.005 | | | | | |
| 3/28/2016 | | | | | | | <0.005 | <0.005 | |
| 3/29/2016 | | | | | | | | | <0.005 |
| 3/31/2016 | | | 0.000602 (J) | | | | | | |
| 5/19/2016 | | | | <0.005 | | 0.00103 (J) | | | |
| 5/20/2016 | <0.005 | | | | | | | | |
| 5/23/2016 | | | | | 0.00103 (J) | | <0.005 | | |
| 5/24/2016 | | <0.005 | | | | | | <0.005 | <0.005 |
| 5/25/2016 | | | 0.000642 (J) | | | | | | |
| 7/21/2016 | <0.005 | | | <0.005 | | 0.0013 (J) | <0.005 | <0.005 | |
| 7/22/2016 | | | | | | | | | <0.005 |
| 7/25/2016 | | | | | 0.0021 (J) | | | | |
| 7/26/2016 | | 0.0021 (J) | | | | | | | |
| 7/27/2016 | | | <0.005 | | | | | | |
| 9/14/2016 | | | | <0.005 | | | | | |
| 9/15/2016 | <0.005 | | | | 0.0012 (J) | | <0.005 | <0.005 | <0.005 |
| 9/16/2016 | | <0.005 | | | | | | | |
| 11/9/2016 | | | | | <0.005 | | | | |
| 11/10/2016 | | <0.005 | | <0.005 | | | | | |
| 11/11/2016 | <0.005 | | | | | | | | |
| 11/15/2016 | | | | | | | <0.005 | | |
| 11/16/2016 | | | | | | | | <0.005 | <0.005 |
| 1/17/2017 | | | | <0.005 | <0.005 | <0.005 | | | |
| 1/19/2017 | <0.005 | <0.005 | | | | | | | |
| 1/26/2017 | | | | | | | <0.005 | <0.005 | <0.005 |
| 3/15/2017 | | | | | | <0.005 | | | |
| 3/16/2017 | <0.005 | | | <0.005 | <0.005 | | | | |
| 3/17/2017 | | <0.005 | | | | | | | |
| 3/22/2017 | | | | | | | <0.005 | <0.005 | <0.005 |
| 4/27/2017 | | | | <0.005 | <0.005 | <0.005 | | | |
| 4/28/2017 | <0.005 | <0.005 | | | | | | | |
| 5/2/2017 | | | | | | | <0.005 | <0.005 | <0.005 |
| 7/18/2017 | | | | | | <0.005 | | | |
| 8/1/2017 | | | <0.005 | | <0.005 | <0.005 | | | |
| 8/2/2017 | | <0.005 | | <0.005 | | | | | |
| 8/3/2017 | <0.005 | | | | | | <0.005 | <0.005 | |
| 8/4/2017 | | | | | | | | | <0.005 |
| 10/3/2017 | | | <0.005 | | | | | | |
| 1/19/2018 | <0.005 | <0.005 | | | <0.005 | <0.005 | | | |
| 1/22/2018 | | | | <0.005 | | | | | |
| 1/23/2018 | | | | | | | <0.005 | <0.005 | <0.005 |
| 6/19/2018 | <0.005 | <0.005 | | <0.005 | <0.005 | <0.005 | | | |
| 6/20/2018 | | | <0.005 | | | | | | |
| 6/25/2018 | | | | | | | <0.005 | <0.005 | <0.005 |
| 1/17/2019 | <0.005 | <0.005 | | <0.005 | | | | | |
| 1/18/2019 | | | <0.005 | | | <0.005 | | | |
| 1/21/2019 | | | | | <0.005 | | | | <0.005 |
| 1/30/2019 | | | | | | | 0.0004 (J) | 0.00039 (J) | |
| 6/24/2019 | <0.005 | <0.005 | | <0.005 | | | | | |
| 6/25/2019 | | | <0.005 | | <0.005 | <0.005 | | | <0.005 |
| 6/26/2019 | | | | | | | <0.005 | <0.005 | |
| 9/9/2019 | <0.005 | | | | | | | | |

ND substitution: RL or RL/2 if <15% NDs.

# Time Series

Constituent: Antimony (mg/L) Analysis Run 3/31/2026 4:41 AM

Plant Wansley Client: Southern Company Data: Wansley Landfill

| | GWA-1 (bg) | GWA-2 (bg) | GWA-3 (bg) | GWA-4 (bg) | GWA-28 (bg) | GWA-29 (bg) | GWC-5 | GWC-6 | GWC-7 |
|---|---|---|---|---|---|---|---|---|---|
| 9/10/2019 | | <0.005 | | <0.005 | <0.005 | <0.005 | | | <0.005 |
| 9/11/2019 | | | <0.005 | | | | | | |
| 9/12/2019 | | | | | | | <0.005 | <0.005 | |
| 3/10/2020 | <0.005 | <0.005 | <0.005 | <0.005 | <0.005 | <0.005 | | | |
| 3/12/2020 | | | | | | | | | <0.005 |
| 3/16/2020 | | | | | | | <0.005 | <0.005 | |
| 9/9/2020 | <0.005 | | <0.005 | <0.005 | <0.005 | <0.005 | <0.005 | | |
| 9/10/2020 | | <0.005 | | | | | | | |
| 9/11/2020 | | | | | | | | <0.005 | |
| 9/14/2020 | | | | | | | | | <0.005 |
| 3/15/2021 | <0.005 | <0.005 | <0.005 | <0.005 | <0.005 | 0.00047 (J) | | | |
| 3/16/2021 | | | | | | | | | <0.005 |
| 3/17/2021 | | | | | | | <0.005 | <0.005 | |
| 8/16/2021 | <0.005 | | | | <0.005 | | | | |
| 8/18/2021 | | <0.005 | <0.005 | <0.005 | | <0.005 | | <0.005 | |
| 8/19/2021 | | | | | | | <0.005 | | <0.005 |
| 2/28/2022 | <0.005 | | | | | | | | |
| 3/1/2022 | | <0.005 | <0.005 | <0.005 | <0.005 | | | | |
| 3/2/2022 | | | | | | <0.005 | <0.005 | <0.005 | <0.005 |
| 8/9/2022 | <0.005 | <0.005 | <0.005 | <0.005 | <0.005 | <0.005 | | | |
| 8/11/2022 | | | | | | | <0.005 | <0.005 | <0.005 |
| 2/13/2023 | | | | | | <0.005 | | | |
| 2/14/2023 | 0.00037 (J) | <0.005 | <0.005 | <0.005 | <0.005 | | | | |
| 2/20/2023 | | | | | | | <0.005 | <0.005 | |
| 2/21/2023 | | | | | | | | | <0.005 |
| 8/8/2023 | | | <0.005 | | | <0.005 | | | |
| 8/9/2023 | <0.005 | <0.005 | | <0.005 | <0.005 | | | | <0.005 |
| 8/14/2023 | | | | | | | <0.005 | <0.005 | |
| 2/13/2024 | <0.005 | | | | | | | | |
| 2/14/2024 | | <0.005 | | <0.005 | <0.005 | <0.005 | <0.005 | <0.005 | |
| 2/21/2024 | | | | | | | | | <0.005 |
| 7/29/2024 | | | | <0.005 | <0.005 | | | | |
| 7/30/2024 | <0.005 | <0.005 | | | | <0.005 | | | |
| 7/31/2024 | | | <0.005 | | | | <0.005 | | |
| 8/1/2024 | | | | | | | | <0.005 | <0.005 |
| 2/10/2025 | | | | <0.005 | <0.005 | | | | |
| 2/11/2025 | <0.005 | <0.005 | | | | <0.005 | | | |
| 2/13/2025 | | | | | | | | | <0.005 |
| 2/14/2025 | | | | | | | <0.005 | | |
| 2/18/2025 | | | | | | | | <0.005 | |
| 8/12/2025 | <0.005 | <0.005 | | <0.005 | <0.005 | <0.005 | | | |
| 8/13/2025 | | | <0.005 | | | | | | |
| 8/15/2025 | | | | | | | | <0.005 | |
| 8/18/2025 | | | | | | | <0.005 | | <0.005 |
| 1/20/2026 | <0.005 | <0.005 | | <0.005 | <0.005 | <0.005 | | <0.005 | |
| 1/21/2026 | | | <0.005 | | | | <0.005 | | |
| 1/22/2026 | | | | | | | | | <0.005 |

ND substitution: RL or RL/2 if <15% NDs.

# Time Series

Constituent: Antimony (mg/L) Analysis Run 3/31/2026 4:41 AM

Plant Wansley Client: Southern Company Data: Wansley Landfill

| | GWC-8 | GWC-9 | GWC-10 | GWC-11 | GWC-12 | GWC-13 | GWC-14 | GWC-15 | GWC-16 |
|---|---|---|---|---|---|---|---|---|---|
| 8/30/2011 | | | | | | | | | <0.005 |
| 9/7/2011 | <0.005 | <0.005 | | | | | | | |
| 9/13/2011 | | | | <0.005 | <0.005 | <0.005 | <0.005 | | |
| 9/16/2011 | | | | | | | | <0.005 | |
| 10/26/2011 | | | | | | | | | <0.005 |
| 10/27/2011 | | | | | | | <0.005 | <0.005 | |
| 10/28/2011 | | | | <0.005 | <0.005 | <0.005 | | | |
| 10/30/2011 | <0.005 | <0.005 | | | | | | | |
| 12/3/2011 | | | | | | | <0.005 | <0.005 | <0.005 |
| 12/4/2011 | | <0.005 | | <0.005 | <0.005 | <0.005 | | | |
| 12/5/2011 | <0.005 | | | | | | | | |
| 1/19/2012 | <0.005 | <0.005 | | | | | | | |
| 1/24/2012 | | | | | <0.005 | <0.005 | <0.005 | | |
| 1/25/2012 | | | | | | | | | <0.005 |
| 2/9/2012 | | | | <0.005 | | | | <0.005 | |
| 7/11/2012 | | | | | <0.005 | <0.005 | <0.005 | <0.005 | <0.005 |
| 7/18/2012 | <0.005 | <0.005 | | <0.005 | | | | | |
| 1/7/2013 | <0.005 | | | | | | | | |
| 1/8/2013 | | <0.005 | | <0.005 | <0.005 | <0.005 | <0.005 | <0.005 | <0.005 |
| 7/2/2013 | | | | | | | | <0.005 | <0.005 |
| 7/9/2013 | <0.005 | <0.005 | | <0.005 | | | | | |
| 7/10/2013 | | | | | <0.005 | <0.005 | <0.005 | | |
| 1/14/2014 | <0.005 | <0.005 | | | | | | | <0.005 |
| 1/15/2014 | | | | 0.0023 (J) | | | | | |
| 1/21/2014 | | | | | <0.005 | <0.005 | <0.005 | <0.005 | |
| 6/24/2014 | <0.005 | <0.005 | | | | | | <0.005 | |
| 6/25/2014 | | | | <0.005 | | | | | <0.005 |
| 7/1/2014 | | | | | <0.005 | <0.005 | <0.005 | | |
| 1/13/2015 | | | | | | | | | <0.005 |
| 1/14/2015 | | | | | | | <0.005 | <0.005 | |
| 1/20/2015 | <0.005 | <0.005 | | | | | | | |
| 1/21/2015 | | | | <0.005 | <0.005 | <0.005 | | | |
| 7/22/2015 | | | | | | | <0.005 | <0.005 | <0.005 |
| 7/27/2015 | <0.005 | <0.005 | | | | | | | |
| 7/28/2015 | | | | <0.005 | <0.005 | <0.005 | | | |
| 1/25/2016 | | | <0.005 | | | | | | |
| 1/26/2016 | <0.005 | <0.005 | | <0.005 | <0.005 | | | | |
| 1/27/2016 | | | | | | <0.005 | <0.005 | <0.005 | <0.005 |
| 3/29/2016 | <0.005 | <0.005 | | <0.005 | <0.005 | <0.005 | | | |
| 3/30/2016 | | | <0.005 | | | | <0.005 | <0.005 | <0.005 |
| 5/24/2016 | <0.005 | <0.005 | | | | | | | |
| 5/25/2016 | | | 0.000703 (J) | <0.005 | <0.005 | <0.005 | <0.005 | <0.005 | <0.005 |
| 7/22/2016 | | | | | <0.005 | | | | |
| 7/25/2016 | | <0.005 | | <0.005 | | | | | |
| 7/26/2016 | <0.005 | | | | | <0.005 | <0.005 | <0.005 | |
| 7/27/2016 | | | <0.005 | | | | | | <0.005 |
| 9/15/2016 | | | | | <0.005 | <0.005 | <0.005 | | |
| 9/16/2016 | | | <0.005 | | | | | | <0.005 |
| 9/19/2016 | <0.005 | <0.005 | | <0.005 | | | | | |
| 9/20/2016 | | | | | | | | <0.005 | |
| 11/16/2016 | <0.005 | <0.005 | | <0.005 | <0.005 | | | | |
| 11/17/2016 | | | <0.005 | | | <0.005 | <0.005 | <0.005 | <0.005 |

ND substitution: RL or RL/2 if <15% NDs.

# Time Series

Constituent: Antimony (mg/L) Analysis Run 3/31/2026 4:41 AM

Plant Wansley Client: Southern Company Data: Wansley Landfill

| | GWC-8 | GWC-9 | GWC-10 | GWC-11 | GWC-12 | GWC-13 | GWC-14 | GWC-15 | GWC-16 |
|---|---|---|---|---|---|---|---|---|---|
| 1/26/2017 | <0.005 | | | | | | | | |
| 1/31/2017 | | <0.005 | | <0.005 | <0.005 | <0.005 | | | |
| 2/1/2017 | | | <0.005 | | | | <0.005 | <0.005 | <0.005 |
| 3/23/2017 | <0.005 | <0.005 | | <0.005 | <0.005 | <0.005 | <0.005 | <0.005 | |
| 3/24/2017 | | | <0.005 | | | | | | <0.005 |
| 5/2/2017 | | <0.005 | | <0.005 | | | | | |
| 5/3/2017 | <0.005 | | <0.005 | | <0.005 | <0.005 | <0.005 | <0.005 | <0.005 |
| 8/4/2017 | | | | | | <0.005 | | <0.005 | |
| 8/7/2017 | <0.005 | <0.005 | | <0.005 | <0.005 | | <0.005 | | <0.005 |
| 8/8/2017 | | | <0.005 | | | | | | |
| 1/24/2018 | <0.005 | <0.005 | | <0.005 | <0.005 | | | | |
| 1/25/2018 | | | <0.005 | | | <0.005 | <0.005 | <0.005 | <0.005 |
| 6/20/2018 | | | | <0.005 | | <0.005 | <0.005 | <0.005 | <0.005 |
| 6/21/2018 | <0.005 | <0.005 | <0.005 | | | | | | |
| 6/26/2018 | | | | | <0.005 | | | | |
| 1/22/2019 | <0.005 | <0.005 | | | | <0.005 | <0.005 | <0.005 | |
| 1/24/2019 | | | | <0.005 | | | | | |
| 1/25/2019 | | | | | <0.005 | | | | <0.005 |
| 1/31/2019 | | | 0.00048 (J) | | | | | | |
| 6/25/2019 | <0.005 | <0.005 | | | | <0.005 | <0.005 | <0.005 | <0.005 |
| 6/26/2019 | | | <0.005 | <0.005 | <0.005 | | | | |
| 9/10/2019 | <0.005 | | | | | | | | |
| 9/11/2019 | | | | | <0.005 | | | | <0.005 |
| 9/12/2019 | | | | | | <0.005 | <0.005 | | |
| 9/16/2019 | | <0.005 | | <0.005 | | | | | |
| 9/17/2019 | | | <0.005 | | | | | <0.005 | |
| 3/12/2020 | <0.005 | | | | | <0.005 | | | |
| 3/16/2020 | | <0.005 | | <0.005 | | | | <0.005 | |
| 3/17/2020 | | | <0.005 | | | | <0.005 | | <0.005 |
| 3/18/2020 | | | | | <0.005 | | | | |
| 9/10/2020 | | | <0.005 | <0.005 | <0.005 | 0.00064 (J) | <0.005 | <0.005 | |
| 9/11/2020 | | <0.005 | | | | | | | <0.005 |
| 9/14/2020 | <0.005 | | | | | | | | |
| 3/16/2021 | <0.005 | <0.005 | | | <0.005 | | | | |
| 3/17/2021 | | | | <0.005 | | 0.00075 (J) | <0.005 | | <0.005 |
| 3/18/2021 | | | <0.005 | | | | | <0.005 | |
| 8/19/2021 | | | | | <0.005 | | | | |
| 8/20/2021 | <0.005 | | <0.005 | | | | | | <0.005 |
| 8/23/2021 | | | | <0.005 | | <0.005 | <0.005 | | |
| 8/24/2021 | | | | | | | | <0.005 | |
| 8/25/2021 | | <0.005 | | | | | | | |
| 3/2/2022 | <0.005 | | | | | | | | |
| 3/7/2022 | | | | <0.005 | <0.005 | | <0.005 | <0.005 | |
| 3/8/2022 | | | <0.005 | | | 0.0011 (J) | | | <0.005 |
| 3/9/2022 | | <0.005 | | | | | | | |
| 8/11/2022 | <0.005 | | | | | | | | |
| 8/15/2022 | | | | <0.005 | | 0.0011 (J) | | | |
| 8/16/2022 | | <0.005 | <0.005 | | <0.005 | | <0.005 | <0.005 | <0.005 |
| 2/15/2023 | <0.005 | <0.005 | <0.005 | | <0.005 | | | | |
| 2/17/2023 | | | | | | | <0.005 | | |
| 2/20/2023 | | | | | | | | | <0.005 |
| 2/21/2023 | | | | <0.005 | | <0.005 | | <0.005 | |

ND substitution: RL or RL/2 if <15% NDs.

# Time Series

Constituent: Antimony (mg/L) Analysis Run 3/31/2026 4:41 AM

Plant Wansley Client: Southern Company Data: Wansley Landfill

| | GWC-8 | GWC-9 | GWC-10 | GWC-11 | GWC-12 | GWC-13 | GWC-14 | GWC-15 | GWC-16 |
|---|---|---|---|---|---|---|---|---|---|
| 8/9/2023 | <0.005 | <0.005 | | | | | | | |
| 8/10/2023 | | | 0.00073 (J) | | | | | | |
| 8/14/2023 | | | | <0.005 | <0.005 | | <0.005 | <0.005 | <0.005 |
| 8/16/2023 | | | | | | 0.00051 (J) | | | |
| 2/14/2024 | | | | <0.005 | | | | | |
| 2/19/2024 | | <0.005 | | | | 0.0027 | <0.005 | | |
| 2/20/2024 | | | <0.005 | | <0.005 | | | | |
| 2/21/2024 | <0.005 | | | | | | | <0.005 | <0.005 |
| 3/27/2024 | | | | | | <0.005 | | | |
| 7/30/2024 | <0.005 | | | | | | | | |
| 7/31/2024 | | <0.005 | <0.005 | | | | | | |
| 8/5/2024 | | | | | | <0.005 | | | <0.005 |
| 8/6/2024 | | | | <0.005 | <0.005 | | <0.005 | <0.005 | |
| 2/11/2025 | | | | | | | | | <0.005 |
| 2/13/2025 | <0.005 | | | | | | | | |
| 2/17/2025 | | | | | <0.005 | | <0.005 | | |
| 2/18/2025 | | <0.005 | | <0.005 | | <0.005 | | <0.005 | |
| 2/19/2025 | | | <0.005 | | | | | | |
| 8/13/2025 | <0.005 | <0.005 | | | | | | | |
| 8/15/2025 | | | | | | | | | <0.005 |
| 8/18/2025 | | | | <0.005 | <0.005 | | | <0.005 | |
| 8/19/2025 | | | <0.005 | | | <0.005 | <0.005 | | |
| 1/20/2026 | | | | | | | <0.005 | | |
| 1/21/2026 | | | <0.005 | <0.005 | <0.005 | <0.005 | | <0.005 | <0.005 |
| 1/22/2026 | <0.005 | <0.005 | | | | | | | |

ND substitution: RL or RL/2 if <15% NDs.

# Time Series

Constituent: Antimony (mg/L) Analysis Run 3/31/2026 4:41 AM

Plant Wansley Client: Southern Company Data: Wansley Landfill

| | GWC-17 | GWC-18 | GWC-19 | GWC-20 | GWC-21 | GWC-22 | GWC-23 | GWC-24 | GWC-25 |
|---|---|---|---|---|---|---|---|---|---|
| 8/30/2011 | <0.005 | <0.005 | <0.005 | | | | | | |
| 8/31/2011 | | | | <0.005 | <0.005 | | | | |
| 9/15/2011 | | | | | | <0.005 | | | |
| 9/16/2011 | | | | | | | <0.005 | | |
| 9/17/2011 | | | | | | | | | <0.005 |
| 10/26/2011 | <0.005 | <0.005 | <0.005 | | | | | | |
| 10/27/2011 | | | | <0.005 | <0.005 | | | | |
| 10/29/2011 | | | | | | <0.005 | <0.005 | | |
| 10/31/2011 | | | | | | | | | <0.005 |
| 12/3/2011 | <0.005 | <0.005 | <0.005 | | | | | | |
| 12/4/2011 | | | | <0.005 | <0.005 | | | | |
| 12/13/2011 | | | | | | <0.005 | <0.005 | | |
| 12/14/2011 | | | | | | | | | <0.005 |
| 1/25/2012 | <0.005 | | | | | <0.005 | | | |
| 1/31/2012 | | | | | | | <0.005 | | |
| 2/7/2012 | | | | | | | | | <0.005 |
| 2/8/2012 | | | <0.005 | <0.005 | <0.005 | | | | |
| 2/9/2012 | | <0.005 | | | | | | | |
| 7/11/2012 | <0.005 | <0.005 | <0.005 | <0.005 | | | | | |
| 7/17/2012 | | | | | <0.005 | | | | <0.005 |
| 7/18/2012 | | | | | | <0.005 | <0.005 | | |
| 1/8/2013 | <0.005 | <0.005 | <0.005 | <0.005 | | | | | |
| 1/9/2013 | | | | | <0.005 | | | | |
| 1/22/2013 | | | | | | <0.005 | <0.005 | | |
| 7/16/2013 | <0.005 | <0.005 | <0.005 | <0.005 | <0.005 | <0.005 | | | |
| 7/23/2013 | | | | | | | <0.005 | | |
| 7/24/2013 | | | | | | | | | <0.005 |
| 1/14/2014 | <0.005 | <0.005 | | | | | | | |
| 1/21/2014 | | | <0.005 | <0.005 | <0.005 | <0.005 | | | |
| 1/22/2014 | | | | | | | <0.005 | | |
| 1/23/2014 | | | | | | | | | <0.005 |
| 6/24/2014 | | <0.005 | <0.005 | <0.005 | <0.005 | | | | |
| 6/25/2014 | <0.005 | | | | | <0.005 | | | |
| 7/1/2014 | | | | | | | <0.005 | | |
| 7/8/2014 | | | | | | | | <0.005 | <0.005 |
| 1/13/2015 | | <0.005 | <0.005 | <0.005 | <0.005 | | | | |
| 1/14/2015 | <0.005 | | | | | <0.005 | | | |
| 1/21/2015 | | | | | | | | | <0.005 |
| 1/22/2015 | | | | | | | <0.005 | | |
| 7/23/2015 | | <0.005 | <0.005 | <0.005 | <0.005 | <0.005 | | | |
| 7/28/2015 | <0.005 | | | | | | | | |
| 7/29/2015 | | | | | | | <0.005 | | |
| 7/30/2015 | | | | | | | | | <0.005 |
| 7/31/2015 | | | | | | | | <0.005 | |
| 1/20/2016 | | | | | | | | <0.005 | |
| 1/21/2016 | | | | | | | <0.005 | | <0.005 |
| 1/26/2016 | | | | | <0.005 | <0.005 | | | |
| 1/27/2016 | <0.005 | <0.005 | <0.005 | <0.005 | | | | | |
| 3/28/2016 | | | | | | | | | <0.005 |
| 3/29/2016 | | | | | | | 0.000665 (J) | | |
| 3/30/2016 | <0.005 | <0.005 | <0.005 | <0.005 | <0.005 | | | 0.00174 (J) | |
| 3/31/2016 | | | | | | <0.005 | | | |

ND substitution: RL or RL/2 if <15% NDs.

# Time Series

Constituent: Antimony (mg/L) Analysis Run 3/31/2026 4:41 AM

Plant Wansley Client: Southern Company Data: Wansley Landfill

| | GWC-17 | GWC-18 | GWC-19 | GWC-20 | GWC-21 | GWC-22 | GWC-23 | GWC-24 | GWC-25 |
|---|---|---|---|---|---|---|---|---|---|
| 5/25/2016 | <0.005 | | | | | | <0.005 | 0.00163 (J) | 0.00151 (J) |
| 5/26/2016 | | <0.005 | <0.005 | <0.005 | <0.005 | <0.005 | | | |
| 7/25/2016 | | 0.0022 (J) | <0.005 | <0.005 | | | | | |
| 7/26/2016 | | | | | <0.005 | 0.001 (J) | | | |
| 7/27/2016 | <0.005 | | | | | | <0.005 | 0.0019 (J) | <0.005 |
| 9/16/2016 | | | | | | | | 0.002 (J) | |
| 9/19/2016 | <0.005 | <0.005 | <0.005 | | | | | | <0.005 |
| 9/20/2016 | | | | <0.005 | <0.005 | <0.005 | <0.005 | | |
| 11/15/2016 | | | | | | | | | <0.005 |
| 11/17/2016 | <0.005 | <0.005 | <0.005 | <0.005 | <0.005 | <0.005 | | | |
| 11/18/2016 | | | | | | | <0.005 | 0.0011 (J) | |
| 1/24/2017 | | | | | | | | | <0.005 |
| 2/1/2017 | <0.005 | <0.005 | | | | | | | |
| 2/2/2017 | | | <0.005 | <0.005 | <0.005 | | | | |
| 2/3/2017 | | | | | | <0.005 | <0.005 | <0.005 | |
| 3/23/2017 | | | | | | | | | <0.005 |
| 3/24/2017 | <0.005 | <0.005 | <0.005 | | | | | | |
| 3/28/2017 | | | | <0.005 | <0.005 | <0.005 | <0.005 | | |
| 3/29/2017 | | | | | | | | <0.005 | |
| 5/2/2017 | | | | | | | | | <0.005 |
| 5/3/2017 | <0.005 | <0.005 | <0.005 | | | <0.005 | | | |
| 5/4/2017 | | | | <0.005 | <0.005 | | <0.005 | <0.005 | |
| 8/3/2017 | | | | | | | | | <0.005 |
| 8/7/2017 | <0.005 | <0.005 | <0.005 | <0.005 | <0.005 | | | | |
| 8/8/2017 | | | | | | <0.005 | <0.005 | <0.005 | |
| 1/25/2018 | <0.005 | <0.005 | <0.005 | | | <0.005 | <0.005 | <0.005 | <0.005 |
| 1/26/2018 | | | | <0.005 | <0.005 | | | | |
| 6/20/2018 | | | | | <0.005 | <0.005 | <0.005 | | |
| 6/21/2018 | | <0.005 | <0.005 | <0.005 | | | | | |
| 6/26/2018 | <0.005 | | | | | | | | |
| 6/27/2018 | | | | | | | | <0.005 | <0.005 |
| 1/24/2019 | <0.005 | | | | <0.005 | <0.005 | | | <0.005 |
| 1/25/2019 | | | | | | | <0.005 | | |
| 1/28/2019 | | <0.005 | <0.005 | <0.005 | | | | | |
| 1/31/2019 | | | | | | | | 0.00048 (J) | |
| 6/25/2019 | <0.005 | | | <0.005 | <0.005 | <0.005 | | | <0.005 |
| 6/26/2019 | | | <0.005 | | | | <0.005 | <0.005 | |
| 6/27/2019 | | <0.005 | | | | | | | |
| 9/10/2019 | | | | | | <0.005 | | | |
| 9/11/2019 | <0.005 | <0.005 | | <0.005 | <0.005 | | | <0.005 | <0.005 |
| 9/12/2019 | | | <0.005 | | | | <0.005 | | |
| 3/12/2020 | | | | | | | | <0.005 | <0.005 |
| 3/17/2020 | <0.005 | <0.005 | | | | | | | |
| 3/18/2020 | | | <0.005 | <0.005 | <0.005 | <0.005 | <0.005 | | |
| 9/10/2020 | | | | | | <0.005 | <0.005 | | |
| 9/14/2020 | <0.005 | <0.005 | | | | | | | <0.005 |
| 9/15/2020 | | | <0.005 | <0.005 | <0.005 | | | <0.005 | |
| 3/15/2021 | | | | | | <0.005 | | | |
| 3/16/2021 | <0.005 | <0.005 | | <0.005 | <0.005 | | | | |
| 3/17/2021 | | | <0.005 | | | | | | <0.005 |
| 3/18/2021 | | | | | | | <0.005 | <0.005 | |
| 8/19/2021 | | | | | <0.005 | <0.005 | | <0.005 | <0.005 |

ND substitution: RL or RL/2 if <15% NDs.

# Time Series

Constituent: Antimony (mg/L) Analysis Run 3/31/2026 4:41 AM

Plant Wansley Client: Southern Company Data: Wansley Landfill

| | GWC-17 | GWC-18 | GWC-19 | GWC-20 | GWC-21 | GWC-22 | GWC-23 | GWC-24 | GWC-25 |
|---|---|---|---|---|---|---|---|---|---|
| 8/20/2021 | <0.005 | | | | | | | | |
| 8/23/2021 | | | | | | | <0.005 | | |
| 8/24/2021 | | <0.005 | <0.005 | <0.005 | | | | | |
| 3/7/2022 | | | | <0.005 | <0.005 | | | | |
| 3/8/2022 | <0.005 | <0.005 | <0.005 | | | <0.005 | | | <0.005 |
| 3/9/2022 | | | | | | | <0.005 | | |
| 3/10/2022 | | | | | | | | <0.005 | |
| 8/10/2022 | | | | | | | | | <0.005 |
| 8/11/2022 | <0.005 | <0.005 | <0.005 | | | | | | |
| 8/16/2022 | | | | <0.005 | <0.005 | | <0.005 | | |
| 8/17/2022 | | | | | | <0.005 | | | |
| 8/18/2022 | | | | | | | | <0.005 | |
| 2/14/2023 | | | | | | <0.005 | | | |
| 2/16/2023 | | | | | | | | <0.005 | |
| 2/20/2023 | <0.005 | <0.005 | | | | | | | |
| 2/21/2023 | | | <0.005 | | <0.005 | | <0.005 | | <0.005 |
| 2/22/2023 | | | | 0.00052 (J) | | | | | |
| 8/9/2023 | | <0.005 | <0.005 | <0.005 | <0.005 | | | | |
| 8/10/2023 | <0.005 | | | | | | | | |
| 8/14/2023 | | | | | | <0.005 | | | |
| 8/15/2023 | | | | | | | <0.005 | | <0.005 |
| 8/16/2023 | | | | | | | | <0.005 | |
| 2/14/2024 | | | | | | 0.00041 (J) | | | |
| 2/19/2024 | | | | | <0.005 | | <0.005 | | |
| 2/20/2024 | <0.005 | | | 0.00064 (J) | | | | | |
| 2/21/2024 | | <0.005 | <0.005 | | | | | | <0.005 |
| 2/22/2024 | | | | | | | | 0.00037 (J) | |
| 7/30/2024 | | | | | <0.005 | | <0.005 | | |
| 8/1/2024 | | | | | | | | | <0.005 |
| 8/2/2024 | | | | <0.005 | | | | | |
| 8/6/2024 | | | <0.005 | | | <0.005 | | <0.005 | |
| 8/7/2024 | <0.005 | <0.005 | | | | | | | |
| 2/11/2025 | | | | | <0.005 | <0.005 | <0.005 | | |
| 2/13/2025 | <0.005 | <0.005 | | | | | | | |
| 2/14/2025 | | | <0.005 | <0.005 | | | | <0.005 | <0.005 |
| 8/12/2025 | | | | <0.005 | <0.005 | <0.005 | <0.005 | | |
| 8/13/2025 | <0.005 | <0.005 | <0.005 | | | | | | <0.005 |
| 8/14/2025 | | | | | | | | <0.005 | |
| 1/20/2026 | | | | | <0.005 | <0.005 | | | |
| 1/21/2026 | <0.005 | <0.005 | <0.005 | <0.005 | | | | <0.005 | <0.005 |
| 1/22/2026 | | | | | | | <0.005 | | |

ND substitution: RL or RL/2 if <15% NDs.

# Time Series

Constituent: Antimony (mg/L) Analysis Run 3/31/2026 4:41 AM

Plant Wansley Client: Southern Company Data: Wansley Landfill

| | GWC-26 | GWC-27 | GWC-30 | GWC-31 | GWC-32 | GWC-33 | GWC-34 | GWC-35 |
|---|---|---|---|---|---|---|---|---|
| 9/15/2011 | | | <0.005 | | <0.005 | | | |
| 9/16/2011 | | | | | | <0.005 | <0.005 | <0.005 |
| 9/17/2011 | <0.005 | <0.005 | | <0.005 | | | | |
| 10/28/2011 | | | <0.005 | | | | | |
| 10/29/2011 | <0.005 | <0.005 | | | | | | |
| 10/30/2011 | | | | | | <0.005 | | |
| 10/31/2011 | | | | <0.005 | <0.005 | | <0.005 | <0.005 |
| 12/12/2011 | | | | | | | <0.005 | <0.005 |
| 12/13/2011 | | | <0.005 | | <0.005 | <0.005 | | |
| 12/14/2011 | <0.005 | <0.005 | | | | | | |
| 1/25/2012 | | <0.005 | | | | | | |
| 2/1/2012 | | | | | <0.005 | <0.005 | <0.005 | <0.005 |
| 2/7/2012 | <0.005 | | | <0.005 | | | | |
| 2/8/2012 | | | <0.005 | | | | | |
| 7/16/2012 | | | | | | | <0.005 | <0.005 |
| 7/17/2012 | <0.005 | <0.005 | | | <0.005 | <0.005 | | |
| 7/18/2012 | | | <0.005 | | | | | |
| 1/22/2013 | | | | | | | <0.005 | <0.005 |
| 1/23/2013 | | | | <0.005 | <0.005 | <0.005 | | |
| 1/24/2013 | <0.005 | <0.005 | <0.005 | | | | | |
| 7/2/2013 | | | | | | | | <0.005 |
| 7/17/2013 | | | | | | <0.005 | <0.005 | |
| 7/24/2013 | <0.005 | <0.005 | <0.005 | | <0.005 | | | |
| 1/21/2014 | | | | | | | | <0.005 |
| 1/23/2014 | <0.005 | <0.005 | 0.0014 (J) | <0.005 | <0.005 | <0.005 | <0.005 | |
| 6/25/2014 | | | | | | | <0.005 | <0.005 |
| 7/1/2014 | | | <0.005 | <0.005 | <0.005 | | | |
| 7/8/2014 | <0.005 | <0.005 | | | | | | |
| 1/14/2015 | | | | | | | <0.005 | <0.005 |
| 1/20/2015 | | | <0.005 | | <0.005 | <0.005 | | |
| 1/21/2015 | <0.005 | <0.005 | | <0.005 | | | | |
| 7/28/2015 | | | | | | | | <0.005 |
| 7/29/2015 | | | | | | <0.005 | <0.005 | |
| 7/30/2015 | | <0.005 | <0.005 | | <0.005 | | | |
| 7/31/2015 | <0.005 | | | | | | | |
| 1/19/2016 | | | <0.005 | | | | | |
| 1/21/2016 | | | | | | | <0.005 | <0.005 |
| 1/22/2016 | | <0.005 | | | | | | |
| 1/25/2016 | <0.005 | | | <0.005 | <0.005 | <0.005 | | |
| 3/23/2016 | | <0.005 | <0.005 | | <0.005 | <0.005 | | |
| 3/24/2016 | 0.000653 (J) | | | | | | <0.005 | <0.005 |
| 3/30/2016 | | | | <0.005 | | | | |
| 5/20/2016 | | | <0.005 | | | | | |
| 5/23/2016 | | | | | | | <0.005 | <0.005 |
| 5/24/2016 | | <0.005 | | | <0.005 | <0.005 | | |
| 5/25/2016 | 0.000943 (J) | | | 0.00129 (J) | | | | |
| 7/21/2016 | | | <0.005 | | | | <0.005 | <0.005 |
| 7/22/2016 | | | | | <0.005 | <0.005 | | |
| 7/26/2016 | <0.005 | 0.0013 (J) | | | | | | |
| 7/27/2016 | | | | 0.0027 | | | | |
| 9/15/2016 | | | | | | | <0.005 | <0.005 |
| 9/16/2016 | | | | | <0.005 | <0.005 | | |

ND substitution: RL or RL/2 if <15% NDs.

# Time Series

Constituent: Antimony (mg/L) Analysis Run 3/31/2026 4:41 AM

Plant Wansley Client: Southern Company Data: Wansley Landfill

| | GWC-26 | GWC-27 | GWC-30 | GWC-31 | GWC-32 | GWC-33 | GWC-34 | GWC-35 |
|---|---|---|---|---|---|---|---|---|
| 9/19/2016 | <0.005 | <0.005 | | | | | | |
| 9/20/2016 | | | 0.0012 (J) | | | | | |
| 11/11/2016 | | <0.005 | | | | | | |
| 11/14/2016 | <0.005 | | <0.005 | | | | | |
| 11/15/2016 | | | | | <0.005 | | <0.005 | <0.005 |
| 11/17/2016 | | | | | | <0.005 | | |
| 1/19/2017 | <0.005 | | | | | | | |
| 1/20/2017 | | 0.0014 (J) | | | | | | |
| 1/24/2017 | | | <0.005 | | | | | |
| 1/25/2017 | | | | <0.005 | | <0.005 | <0.005 | |
| 1/26/2017 | | | | | <0.005 | | | <0.005 |
| 3/16/2017 | <0.005 | <0.005 | | | | | | |
| 3/17/2017 | | | <0.005 | | | | | |
| 3/22/2017 | | | | | | | <0.005 | <0.005 |
| 3/23/2017 | | | | <0.005 | | <0.005 | | |
| 3/24/2017 | | | | | <0.005 | | | |
| 4/28/2017 | | <0.005 | | | | | | |
| 5/1/2017 | <0.005 | | <0.005 | | | <0.005 | <0.005 | |
| 5/2/2017 | | | | <0.005 | <0.005 | | | <0.005 |
| 7/19/2017 | | | | <0.005 | | | | |
| 8/3/2017 | <0.005 | <0.005 | | | <0.005 | | <0.005 | <0.005 |
| 8/4/2017 | | | <0.005 | <0.005 | | <0.005 | | |
| 1/19/2018 | | <0.005 | | | | | | |
| 1/22/2018 | <0.005 | | | | | | | |
| 1/23/2018 | | | | <0.005 | <0.005 | <0.005 | <0.005 | <0.005 |
| 1/24/2018 | | | <0.005 | | | | | |
| 6/19/2018 | | | | | | | | <0.005 |
| 6/20/2018 | | | | | | | <0.005 | |
| 6/21/2018 | | | <0.005 | | | | | |
| 6/26/2018 | | | | | <0.005 | <0.005 | | |
| 6/27/2018 | <0.005 | <0.005 | | <0.005 | | | | |
| 1/21/2019 | | | | | | | | <0.005 |
| 1/24/2019 | <0.005 | <0.005 | | | | | | |
| 1/28/2019 | | | | | | | <0.005 | |
| 1/30/2019 | | | 0.0004 (J) | | 0.00039 (J) | 0.00055 (J) | | |
| 1/31/2019 | | | | 0.00042 (J) | | | | |
| 6/25/2019 | <0.005 | | | | | | | |
| 6/26/2019 | | <0.005 | | <0.005 | | <0.005 | <0.005 | <0.005 |
| 6/27/2019 | | | <0.005 | | <0.005 | | | |
| 9/10/2019 | | | <0.005 | | | | | |
| 9/11/2019 | | | | <0.005 | | | <0.005 | |
| 9/12/2019 | <0.005 | <0.005 | | | <0.005 | <0.005 | | <0.005 |
| 3/11/2020 | | | <0.005 | | | | <0.005 | <0.005 |
| 3/12/2020 | | <0.005 | | | | <0.005 | | |
| 3/13/2020 | <0.005 | | | | | | | |
| 3/17/2020 | | | | <0.005 | | | | |
| 3/18/2020 | | | | | <0.005 | | | |
| 9/9/2020 | | <0.005 | | | | | | |
| 9/10/2020 | | | <0.005 | | | | | |
| 9/11/2020 | | | | <0.005 | | | <0.005 | <0.005 |
| 9/15/2020 | <0.005 | | | | <0.005 | | | |
| 9/16/2020 | | | | | | <0.005 | | |

ND substitution: RL or RL/2 if <15% NDs.

# Time Series

Constituent: Antimony (mg/L) Analysis Run 3/31/2026 4:41 AM

Plant Wansley Client: Southern Company Data: Wansley Landfill

| | GWC-26 | GWC-27 | GWC-30 | GWC-31 | GWC-32 | GWC-33 | GWC-34 | GWC-35 |
|---|---|---|---|---|---|---|---|---|
| 3/16/2021 | | | | <0.005 | | | <0.005 | <0.005 |
| 3/17/2021 | <0.005 | | | | <0.005 | | | |
| 3/18/2021 | | <0.005 | <0.005 | | | <0.005 | | |
| 8/18/2021 | | | | | | | | <0.005 |
| 8/19/2021 | <0.005 | | | | | | | |
| 8/23/2021 | | <0.005 | <0.005 | | | | | |
| 8/24/2021 | | | | | <0.005 | <0.005 | <0.005 | |
| 8/25/2021 | | | | <0.005 | | | | |
| 3/2/2022 | | | <0.005 | | | | <0.005 | <0.005 |
| 3/8/2022 | | 0.00064 (J) | | | | | | |
| 3/9/2022 | <0.005 | | | | <0.005 | <0.005 | | |
| 3/10/2022 | | | | <0.005 | | | | |
| 8/10/2022 | <0.005 | <0.005 | <0.005 | | <0.005 | | <0.005 | |
| 8/15/2022 | | | | | | <0.005 | | <0.005 |
| 8/16/2022 | | | | <0.005 | | | | |
| 2/14/2023 | | | <0.005 | | | | | |
| 2/15/2023 | | | | | <0.005 | | | |
| 2/20/2023 | | <0.005 | | | | <0.005 | <0.005 | <0.005 |
| 2/21/2023 | <0.005 | | | | | | | |
| 2/22/2023 | | | | <0.005 | | | | |
| 8/15/2023 | | <0.005 | | | <0.005 | <0.005 | | |
| 8/16/2023 | <0.005 | | <0.005 | <0.005 | | | <0.005 | <0.005 |
| 2/20/2024 | <0.005 | <0.005 | | | <0.005 | <0.005 | | |
| 2/21/2024 | | | <0.005 | <0.005 | | | | |
| 2/22/2024 | | | | | | | <0.005 | <0.005 |
| 7/30/2024 | | <0.005 | | | | | | |
| 7/31/2024 | | | | | | <0.005 | | |
| 8/2/2024 | <0.005 | | | 0.00076 (J) | | | | |
| 8/5/2024 | | | <0.005 | | | | <0.005 | <0.005 |
| 8/6/2024 | | | | | 0.00034 (J) | | | |
| 2/11/2025 | | <0.005 | | | | | | |
| 2/13/2025 | <0.005 | | <0.005 | | | | <0.005 | |
| 2/18/2025 | | | | <0.005 | | | | <0.005 |
| 2/19/2025 | | | | | <0.005 | <0.005 | | |
| 8/13/2025 | <0.005 | <0.005 | | | | | | |
| 8/14/2025 | | | <0.005 | | <0.005 | | <0.005 | <0.005 |
| 8/15/2025 | | | | <0.005 | | | | |
| 8/19/2025 | | | | | | <0.005 | | |
| 1/21/2026 | | <0.005 | <0.005 | | <0.005 | | | |
| 1/22/2026 | <0.005 | | | | | <0.005 | <0.005 | <0.005 |
| 2/11/2026 | | | | <0.005 | | | | |

ND substitution: RL or RL/2 if <15% NDs.

# Time Series

Constituent: Arsenic (mg/L) Analysis Run 3/31/2026 4:41 AM

Plant Wansley Client: Southern Company Data: Wansley Landfill

| | GWA-1 (bg) | GWA-2 (bg) | GWA-3 (bg) | GWA-4 (bg) | GWA-28 (bg) | GWA-29 (bg) | GWC-5 | GWC-6 | GWC-7 |
|---|---|---|---|---|---|---|---|---|---|
| 8/31/2011 | | | <0.005 | <0.005 | | | <0.005 | <0.005 | |
| 9/7/2011 | | | | | | | | | <0.005 |
| 9/16/2011 | <0.005 | | | | <0.005 | | | | |
| 9/17/2011 | | <0.005 | | | | <0.005 | | | |
| 10/27/2011 | <0.005 | <0.005 | | <0.005 | | | <0.005 | | |
| 10/28/2011 | | | | | <0.005 | <0.005 | | | |
| 10/30/2011 | | | | | | | | <0.005 | <0.005 |
| 12/5/2011 | | | | | | | <0.005 | <0.005 | <0.005 |
| 12/12/2011 | | | | | <0.005 | <0.005 | | | |
| 12/13/2011 | <0.005 | | | | | | | | |
| 12/14/2011 | | <0.005 | | <0.005 | | | | | |
| 1/25/2012 | | | | | <0.005 | | <0.005 | <0.005 | <0.005 |
| 1/31/2012 | <0.005 | | | | | <0.005 | | | |
| 2/1/2012 | | | | <0.005 | | | | | |
| 2/7/2012 | | <0.005 | | | | | | | |
| 7/16/2012 | | | | | <0.005 | | | | |
| 7/17/2012 | | | | | | <0.005 | | | |
| 7/18/2012 | <0.005 | | | | | | <0.005 | | <0.005 |
| 7/23/2012 | | <0.005 | | <0.005 | | | | | |
| 7/24/2012 | | | | | | | | <0.005 | |
| 1/7/2013 | | | | | | | | | <0.005 |
| 1/8/2013 | | | | | | | | <0.005 | |
| 1/9/2013 | | | | | | | <0.005 | | |
| 1/23/2013 | | <0.005 | | <0.005 | | | | | |
| 1/24/2013 | <0.005 | | | | <0.005 | <0.005 | | | |
| 7/9/2013 | | | | | | | | <0.005 | <0.005 |
| 7/17/2013 | <0.005 | | | <0.005 | | | <0.005 | | |
| 7/23/2013 | | | | | <0.005 | | | | |
| 7/24/2013 | | <0.005 | | | | <0.005 | | | |
| 1/14/2014 | | | | | | | | | <0.005 |
| 1/15/2014 | | | | <0.005 | | | <0.005 | <0.005 | |
| 1/21/2014 | <0.005 | | | | | | | | |
| 1/22/2014 | | <0.005 | | | <0.005 | <0.005 | | | |
| 6/24/2014 | | | | | | | | | <0.005 |
| 6/25/2014 | <0.005 | | <0.005 | <0.005 | | | <0.005 | <0.005 | |
| 7/1/2014 | | <0.005 | | | <0.005 | | | | |
| 7/8/2014 | | | | | | <0.005 | | | |
| 1/13/2015 | | | | | | | <0.005 | | |
| 1/14/2015 | <0.005 | | | <0.005 | | | | | |
| 1/20/2015 | | | | | | | | <0.005 | <0.005 |
| 1/21/2015 | | | | | <0.005 | <0.005 | | | |
| 1/22/2015 | | <0.005 | | | | | | | |
| 7/21/2015 | <0.005 | | <0.005 | <0.005 | <0.005 | | | | |
| 7/22/2015 | | <0.005 | | | | <0.005 | | | |
| 7/24/2015 | | | | | | | <0.005 | <0.005 | |
| 7/27/2015 | | | | | | | | | <0.005 |
| 1/19/2016 | | | | | | <0.005 | | | |
| 1/20/2016 | | <0.005 | | <0.005 | | | <0.005 | <0.005 | |
| 1/21/2016 | <0.005 | | | | | | | | |
| 1/22/2016 | | | | | <0.005 | | | | |
| 1/26/2016 | | | | | | | | | <0.005 |
| 3/22/2016 | | | | | <0.005 | <0.005 | | | |

ND substitution: RL or RL/2 if <15% NDs.

# Time Series

Constituent: Arsenic (mg/L) Analysis Run 3/31/2026 4:41 AM

Plant Wansley Client: Southern Company Data: Wansley Landfill

| | GWA-1 (bg) | GWA-2 (bg) | GWA-3 (bg) | GWA-4 (bg) | GWA-28 (bg) | GWA-29 (bg) | GWC-5 | GWC-6 | GWC-7 |
|---|---|---|---|---|---|---|---|---|---|
| 3/23/2016 | <0.005 | <0.005 | | <0.005 | | | | | |
| 3/28/2016 | | | | | | | <0.005 | <0.005 | |
| 3/29/2016 | | | | | | | | | <0.005 |
| 3/31/2016 | | | <0.005 | | | | | | |
| 5/19/2016 | | | | <0.005 | | <0.005 | | | |
| 5/20/2016 | <0.005 | | | | | | | | |
| 5/23/2016 | | | | | <0.005 | | <0.005 | | |
| 5/24/2016 | | <0.005 | | | | | | <0.005 | <0.005 |
| 5/25/2016 | | | <0.005 | | | | | | |
| 7/21/2016 | <0.005 | | | 0.00062 (J) | | <0.005 | <0.005 | <0.005 | |
| 7/22/2016 | | | | | | | | | 0.00049 (J) |
| 7/25/2016 | | | | | <0.005 | | | | |
| 7/26/2016 | | <0.005 | | | | | | | |
| 7/27/2016 | | | <0.005 | | | | | | |
| 9/14/2016 | | | | <0.005 | | | | | |
| 9/15/2016 | <0.005 | | | | <0.005 | | <0.005 | <0.005 | <0.005 |
| 9/16/2016 | | <0.005 | | | | | | | |
| 11/9/2016 | | | | | <0.005 | | | | |
| 11/10/2016 | | <0.005 | | <0.005 | | | | | |
| 11/11/2016 | <0.005 | | | | | | | | |
| 11/15/2016 | | | | | | | <0.005 | | |
| 11/16/2016 | | | | | | | | <0.005 | <0.005 |
| 1/17/2017 | | | | <0.005 | <0.005 | <0.005 | | | |
| 1/19/2017 | <0.005 | <0.005 | | | | | | | |
| 1/26/2017 | | | | | | | <0.005 | <0.005 | <0.005 |
| 3/15/2017 | | | | | | <0.005 | | | |
| 3/16/2017 | <0.005 | | | <0.005 | <0.005 | | | | |
| 3/17/2017 | | <0.005 | | | | | | | |
| 3/22/2017 | | | | | | | <0.005 | <0.005 | <0.005 |
| 4/27/2017 | | | | <0.005 | <0.005 | 0.00064 (J) | | | |
| 4/28/2017 | <0.005 | <0.005 | | | | | | | |
| 5/2/2017 | | | | | | | <0.005 | <0.005 | <0.005 |
| 7/18/2017 | | | | | | <0.005 | | | |
| 8/1/2017 | | | <0.005 | | <0.005 | <0.005 | | | |
| 8/2/2017 | | <0.005 | | <0.005 | | | | | |
| 8/3/2017 | <0.005 | | | | | | <0.005 | <0.005 | |
| 8/4/2017 | | | | | | | | | <0.005 |
| 10/3/2017 | | | <0.005 | | | | | | |
| 1/19/2018 | <0.005 | <0.005 | | | <0.005 | <0.005 | | | |
| 1/22/2018 | | | | 0.00068 (J) | | | | | |
| 1/23/2018 | | | | | | | 0.0014 | 0.00075 (J) | 0.0012 (J) |
| 6/19/2018 | <0.005 | <0.005 | | 0.0011 (J) | 0.00078 (J) | 0.00095 (J) | | | |
| 6/20/2018 | | | 0.001 (J) | | | | | | |
| 6/25/2018 | | | | | | | <0.005 | <0.005 | <0.005 |
| 1/17/2019 | <0.005 | <0.005 | | <0.005 | | | | | |
| 1/18/2019 | | | <0.005 | | | <0.005 | | | |
| 1/21/2019 | | | | | <0.005 | | | | <0.005 |
| 1/30/2019 | | | | | | | <0.005 | <0.005 | |
| 6/24/2019 | 0.00054 (J) | 0.00043 (J) | | 0.00032 (J) | | | | | |
| 6/25/2019 | | | <0.005 | | <0.005 | <0.005 | | | 0.00035 (J) |
| 6/26/2019 | | | | | | | <0.005 | <0.005 | |
| 9/9/2019 | <0.005 | | | | | | | | |

ND substitution: RL or RL/2 if <15% NDs.

# Time Series

Constituent: Arsenic (mg/L) Analysis Run 3/31/2026 4:41 AM

Plant Wansley Client: Southern Company Data: Wansley Landfill

| | GWA-1 (bg) | GWA-2 (bg) | GWA-3 (bg) | GWA-4 (bg) | GWA-28 (bg) | GWA-29 (bg) | GWC-5 | GWC-6 | GWC-7 |
|---|---|---|---|---|---|---|---|---|---|
| 9/10/2019 | | <0.005 | | <0.005 | <0.005 | <0.005 | | | <0.005 |
| 9/11/2019 | | | <0.005 | | | | | | |
| 9/12/2019 | | | | | | | <0.005 | <0.005 | |
| 3/10/2020 | <0.005 | <0.005 | <0.005 | <0.005 | <0.005 | <0.005 | | | |
| 3/12/2020 | | | | | | | | | <0.005 |
| 3/16/2020 | | | | | | | <0.005 | <0.005 | |
| 9/9/2020 | <0.005 | | <0.005 | <0.005 | <0.005 | <0.005 | <0.005 | | |
| 9/10/2020 | | <0.005 | | | | | | | |
| 9/11/2020 | | | | | | | | <0.005 | |
| 9/14/2020 | | | | | | | | | <0.005 |
| 3/15/2021 | <0.005 | <0.005 | <0.005 | <0.005 | <0.005 | <0.005 | | | |
| 3/16/2021 | | | | | | | | | <0.005 |
| 3/17/2021 | | | | | | | <0.005 | <0.005 | |
| 8/16/2021 | <0.005 | | | | <0.005 | | | | |
| 8/18/2021 | | <0.005 | <0.005 | <0.005 | | <0.005 | | <0.005 | |
| 8/19/2021 | | | | | | | <0.005 | | <0.005 |
| 2/28/2022 | <0.005 | | | | | | | | |
| 3/1/2022 | | <0.005 | <0.005 | <0.005 | <0.005 | | | | |
| 3/2/2022 | | | | | | <0.005 | <0.005 | <0.005 | <0.005 |
| 8/9/2022 | <0.005 | <0.005 | <0.005 | <0.005 | <0.005 | <0.005 | | | |
| 8/11/2022 | | | | | | | <0.005 | <0.005 | <0.005 |
| 2/13/2023 | | | | | | <0.005 | | | |
| 2/14/2023 | <0.005 | <0.005 | <0.005 | <0.005 | <0.005 | | | | |
| 2/20/2023 | | | | | | | <0.005 | <0.005 | |
| 2/21/2023 | | | | | | | | | <0.005 |
| 8/8/2023 | | | <0.005 | | | <0.005 | | | |
| 8/9/2023 | <0.005 | <0.005 | | <0.005 | <0.005 | | | | <0.005 |
| 8/14/2023 | | | | | | | <0.005 | <0.005 | |
| 2/13/2024 | 0.0011 | | | | | | | | |
| 2/14/2024 | | <0.005 | | <0.005 | <0.005 | <0.005 | <0.005 | <0.005 | |
| 2/21/2024 | | | | | | | | | <0.005 |
| 7/29/2024 | | | | <0.005 | <0.005 | | | | |
| 7/30/2024 | <0.005 | <0.005 | | | | <0.005 | | | |
| 7/31/2024 | | | <0.005 | | | | <0.005 | | |
| 8/1/2024 | | | | | | | | <0.005 | <0.005 |
| 2/10/2025 | | | | <0.005 | <0.005 | | | | |
| 2/11/2025 | <0.005 | <0.005 | | | | <0.005 | | | |
| 2/13/2025 | | | | | | | | | <0.005 |
| 2/14/2025 | | | | | | | <0.005 | | |
| 2/18/2025 | | | | | | | | <0.005 | |
| 8/12/2025 | <0.005 | <0.005 | | <0.005 | <0.005 | <0.005 | | | |
| 8/13/2025 | | | <0.005 | | | | | | |
| 8/15/2025 | | | | | | | | <0.005 | |
| 8/18/2025 | | | | | | | <0.005 | | <0.005 |
| 1/20/2026 | <0.005 | <0.005 | | <0.005 | <0.005 | <0.005 | | <0.005 | |
| 1/21/2026 | | | <0.005 | | | | <0.005 | | |
| 1/22/2026 | | | | | | | | | <0.005 |

ND substitution: RL or RL/2 if <15% NDs.

# Time Series

Constituent: Arsenic (mg/L) Analysis Run 3/31/2026 4:41 AM

Plant Wansley Client: Southern Company Data: Wansley Landfill

| | GWC-8 | GWC-9 | GWC-10 | GWC-11 | GWC-12 | GWC-13 | GWC-14 | GWC-15 | GWC-16 |
|---|---|---|---|---|---|---|---|---|---|
| 8/30/2011 | | | | | | | | | <0.005 |
| 9/7/2011 | <0.005 | <0.005 | | | | | | | |
| 9/13/2011 | | | | <0.005 | <0.005 | <0.005 | <0.005 | | |
| 9/16/2011 | | | | | | | | <0.005 | |
| 10/26/2011 | | | | | | | | | <0.005 |
| 10/27/2011 | | | | | | | <0.005 | <0.005 | |
| 10/28/2011 | | | | <0.005 | <0.005 | <0.005 | | | |
| 10/30/2011 | <0.005 | <0.005 | | | | | | | |
| 12/3/2011 | | | | | | | <0.005 | <0.005 | <0.005 |
| 12/4/2011 | | <0.005 | | <0.005 | <0.005 | <0.005 | | | |
| 12/5/2011 | <0.005 | | | | | | | | |
| 1/19/2012 | <0.005 | <0.005 | | | | | | | |
| 1/24/2012 | | | | | <0.005 | <0.005 | <0.005 | | |
| 1/25/2012 | | | | | | | | | <0.005 |
| 2/9/2012 | | | | <0.005 | | | | <0.005 | |
| 7/11/2012 | | | | | <0.005 | <0.005 | <0.005 | <0.005 | <0.005 |
| 7/18/2012 | <0.005 | <0.005 | | <0.005 | | | | | |
| 1/7/2013 | <0.005 | | | | | | | | |
| 1/8/2013 | | <0.005 | | <0.005 | <0.005 | <0.005 | <0.005 | <0.005 | <0.005 |
| 7/2/2013 | | | | | | | | <0.005 | <0.005 |
| 7/9/2013 | <0.005 | <0.005 | | <0.005 | | | | | |
| 7/10/2013 | | | | | <0.005 | <0.005 | <0.005 | | |
| 1/14/2014 | <0.005 | <0.005 | | | | | | | <0.005 |
| 1/15/2014 | | | | <0.005 | | | | | |
| 1/21/2014 | | | | | <0.005 | <0.005 | <0.005 | <0.005 | |
| 6/24/2014 | <0.005 | <0.005 | | | | | | <0.005 | |
| 6/25/2014 | | | | <0.005 | | | | | <0.005 |
| 7/1/2014 | | | | | <0.005 | <0.005 | <0.005 | | |
| 1/13/2015 | | | | | | | | | <0.005 |
| 1/14/2015 | | | | | | | <0.005 | <0.005 | |
| 1/20/2015 | <0.005 | <0.005 | | | | | | | |
| 1/21/2015 | | | | <0.005 | <0.005 | <0.005 | | | |
| 7/22/2015 | | | | | | | <0.005 | <0.005 | <0.005 |
| 7/27/2015 | <0.005 | <0.005 | | | | | | | |
| 7/28/2015 | | | | <0.005 | <0.005 | <0.005 | | | |
| 1/25/2016 | | | <0.005 | | | | | | |
| 1/26/2016 | <0.005 | <0.005 | | <0.005 | <0.005 | | | | |
| 1/27/2016 | | | | | | <0.005 | <0.005 | <0.005 | <0.005 |
| 3/29/2016 | <0.005 | <0.005 | | 0.00165 (J) | <0.005 | <0.005 | | | |
| 3/30/2016 | | | <0.005 | | | | <0.005 | <0.005 | <0.005 |
| 5/24/2016 | <0.005 | <0.005 | | | | | | | |
| 5/25/2016 | | | <0.005 | 0.00191 (J) | <0.005 | <0.005 | <0.005 | <0.005 | <0.005 |
| 7/22/2016 | | | | | 0.00047 (J) | | | | |
| 7/25/2016 | | 0.00046 (J) | | 0.0016 | | | | | |
| 7/26/2016 | <0.005 | | | | | <0.005 | 0.00096 (J) | <0.005 | |
| 7/27/2016 | | | <0.005 | | | | | | <0.005 |
| 9/15/2016 | | | | | <0.005 | <0.005 | <0.005 | | |
| 9/16/2016 | | | <0.005 | | | | | | <0.005 |
| 9/19/2016 | <0.005 | <0.005 | | 0.0021 | | | | | |
| 9/20/2016 | | | | | | | | <0.005 | |
| 11/16/2016 | <0.005 | <0.005 | | 0.0012 (J) | <0.005 | | | | |
| 11/17/2016 | | | <0.005 | | | <0.005 | <0.005 | <0.005 | <0.005 |

ND substitution: RL or RL/2 if <15% NDs.

# Time Series

Constituent: Arsenic (mg/L) Analysis Run 3/31/2026 4:41 AM

Plant Wansley Client: Southern Company Data: Wansley Landfill

| | GWC-8 | GWC-9 | GWC-10 | GWC-11 | GWC-12 | GWC-13 | GWC-14 | GWC-15 | GWC-16 |
|---|---|---|---|---|---|---|---|---|---|
| 1/26/2017 | <0.005 | | | | | | | | |
| 1/31/2017 | | 0.0011 (J) | | 0.001 (J) | <0.005 | <0.005 | | | |
| 2/1/2017 | | | <0.005 | | | | <0.005 | <0.005 | <0.005 |
| 3/23/2017 | <0.005 | 0.00076 (J) | | 0.00076 (J) | <0.005 | 0.00067 (J) | <0.005 | <0.005 | |
| 3/24/2017 | | | <0.005 | | | | | | <0.005 |
| 5/2/2017 | | <0.005 | | 0.0012 (J) | | | | | |
| 5/3/2017 | <0.005 | | <0.005 | | 0.0024 (O) | <0.005 | <0.005 | <0.005 | <0.005 |
| 8/4/2017 | | | | | | <0.005 | | <0.005 | |
| 8/7/2017 | <0.005 | 0.00052 (J) | | 0.0018 | <0.005 | | <0.005 | | <0.005 |
| 8/8/2017 | | | <0.005 | | | | | | |
| 10/13/2017 | | | | 0.0028 | | | | | |
| 1/24/2018 | <0.005 | <0.005 | | 0.0011 (J) | <0.005 | | | | |
| 1/25/2018 | | | <0.005 | | | <0.005 | <0.005 | <0.005 | <0.005 |
| 6/20/2018 | | | | 0.002 | | 0.0012 (J) | <0.005 | <0.005 | 0.00084 (J) |
| 6/21/2018 | 0.00052 (J) | 0.00095 (J) | <0.005 | | | | | | |
| 6/26/2018 | | | | | <0.005 | | | | |
| 1/22/2019 | <0.005 | 0.00059 (J) | | | | <0.005 | 0.00041 (J) | <0.005 | |
| 1/24/2019 | | | | 0.00065 (J) | | | | | |
| 1/25/2019 | | | | | <0.005 | | | | <0.005 |
| 1/31/2019 | | | <0.005 | | | | | | |
| 6/25/2019 | 0.00045 (J) | 0.00086 (J) | | | | <0.005 | 0.00048 (J) | <0.005 | <0.005 |
| 6/26/2019 | | | <0.005 | 0.0015 | <0.005 | | | | |
| 9/10/2019 | 0.00043 (J) | | | | | | | | |
| 9/11/2019 | | | | | 0.00036 (J) | | | | <0.005 |
| 9/12/2019 | | | | | | <0.005 | <0.005 | | |
| 9/16/2019 | | 0.00069 (J) | | 0.0018 | | | | | |
| 9/17/2019 | | | <0.005 | | | | | <0.005 | |
| 3/12/2020 | 0.00049 (J) | | | | | <0.005 | | | |
| 3/16/2020 | | 0.00065 (J) | | 0.0009 (J) | | | | <0.005 | |
| 3/17/2020 | | | <0.005 | | | | 0.00031 (J) | | <0.005 |
| 3/18/2020 | | | | | 0.00061 (J) | | | | |
| 9/10/2020 | | | <0.005 | 0.0014 | <0.005 | <0.005 | <0.005 | <0.005 | |
| 9/11/2020 | | 0.0008 (J) | | | | | | | <0.005 |
| 9/14/2020 | <0.005 | | | | | | | | |
| 3/16/2021 | <0.005 | <0.005 | | | 0.00041 (J) | | | | |
| 3/17/2021 | | | | 0.0012 | | <0.005 | <0.005 | | <0.005 |
| 3/18/2021 | | | <0.005 | | | | | <0.005 | |
| 8/19/2021 | | | | | <0.005 | | | | |
| 8/20/2021 | <0.005 | | <0.005 | | | | | | <0.005 |
| 8/23/2021 | | | | 0.0014 | | <0.005 | <0.005 | | |
| 8/24/2021 | | | | | | | | <0.005 | |
| 8/25/2021 | | 0.00045 (J) | | | | | | | |
| 3/2/2022 | <0.005 | | | | | | | | |
| 3/7/2022 | | | | 0.00088 (J) | 0.0005 (J) | | <0.005 | <0.005 | |
| 3/8/2022 | | | <0.005 | | | <0.005 | | | <0.005 |
| 3/9/2022 | | <0.005 | | | | | | | |
| 8/11/2022 | <0.005 | | | | | | | | |
| 8/15/2022 | | | | 0.0013 | | <0.005 | | | |
| 8/16/2022 | | 0.00092 (J) | <0.005 | | <0.005 | | <0.005 | <0.005 | <0.005 |
| 2/15/2023 | <0.005 | <0.005 | <0.005 | | <0.005 | | | | |
| 2/17/2023 | | | | | | | <0.005 | | |
| 2/20/2023 | | | | | | | | | <0.005 |

ND substitution: RL or RL/2 if <15% NDs.

# Time Series

Constituent: Arsenic (mg/L) Analysis Run 3/31/2026 4:41 AM

Plant Wansley Client: Southern Company Data: Wansley Landfill

| | GWC-8 | GWC-9 | GWC-10 | GWC-11 | GWC-12 | GWC-13 | GWC-14 | GWC-15 | GWC-16 |
|---|---|---|---|---|---|---|---|---|---|
| 2/21/2023 | | | | <0.005 | | <0.005 | | <0.005 | |
| 8/9/2023 | <0.005 | <0.005 | | | | | | | |
| 8/10/2023 | | | <0.005 | | | | | | |
| 8/14/2023 | | | | 0.0013 | <0.005 | | 0.00088 (J) | <0.005 | <0.005 |
| 8/16/2023 | | | | | | <0.005 | | | |
| 2/14/2024 | | | | 0.0012 | | | | | |
| 2/19/2024 | | <0.005 | | | | <0.005 | <0.005 | | |
| 2/20/2024 | | | <0.005 | | <0.005 | | | | |
| 2/21/2024 | <0.005 | | | | | | | <0.005 | <0.005 |
| 7/30/2024 | <0.005 | | | | | | | | |
| 7/31/2024 | | 0.0009 (J) | <0.005 | | | | | | |
| 8/5/2024 | | | | | | <0.005 | | | <0.005 |
| 8/6/2024 | | | | 0.0014 | <0.005 | | <0.005 | <0.005 | |
| 2/11/2025 | | | | | | | | | <0.005 |
| 2/13/2025 | <0.005 | | | | | | | | |
| 2/17/2025 | | | | | <0.005 | | <0.005 | | |
| 2/18/2025 | | <0.005 | | 0.001 | | <0.005 | | <0.005 | |
| 2/19/2025 | | | <0.005 | | | | | | |
| 8/13/2025 | <0.005 | <0.005 | | | | | | | |
| 8/15/2025 | | | | | | | | | <0.005 |
| 8/18/2025 | | | | 0.002 (J) | <0.005 | | | <0.005 | |
| 8/19/2025 | | | <0.005 | | | <0.005 | <0.005 | | |
| 1/20/2026 | | | | | | | <0.005 | | |
| 1/21/2026 | | | <0.005 | <0.005 | <0.005 | <0.005 | | <0.005 | <0.005 |
| 1/22/2026 | <0.005 | <0.005 | | | | | | | |

ND substitution: RL or RL/2 if <15% NDs.

# Time Series

Constituent: Arsenic (mg/L) Analysis Run 3/31/2026 4:41 AM

Plant Wansley Client: Southern Company Data: Wansley Landfill

| | GWC-17 | GWC-18 | GWC-19 | GWC-20 | GWC-21 | GWC-22 | GWC-23 | GWC-24 | GWC-25 |
|---|---|---|---|---|---|---|---|---|---|
| 8/30/2011 | <0.005 | <0.005 | <0.005 | | | | | | |
| 8/31/2011 | | | | <0.005 | <0.005 | | | | |
| 9/15/2011 | | | | | | <0.005 | | | |
| 9/16/2011 | | | | | | | <0.005 | | |
| 9/17/2011 | | | | | | | | | <0.005 |
| 10/26/2011 | <0.005 | <0.005 | <0.005 | | | | | | |
| 10/27/2011 | | | | <0.005 | <0.005 | | | | |
| 10/29/2011 | | | | | | <0.005 | <0.005 | | |
| 10/31/2011 | | | | | | | | | <0.005 |
| 12/3/2011 | <0.005 | <0.005 | <0.005 | | | | | | |
| 12/4/2011 | | | | <0.005 | <0.005 | | | | |
| 12/13/2011 | | | | | | <0.005 | <0.005 | | |
| 12/14/2011 | | | | | | | | | <0.005 |
| 1/25/2012 | <0.005 | | | | | <0.005 | | | |
| 1/31/2012 | | | | | | | <0.005 | | |
| 2/7/2012 | | | | | | | | | <0.005 |
| 2/8/2012 | | | <0.005 | <0.005 | <0.005 | | | | |
| 2/9/2012 | | <0.005 | | | | | | | |
| 7/11/2012 | <0.005 | <0.005 | <0.005 | <0.005 | | | | | |
| 7/17/2012 | | | | | <0.005 | | | | <0.005 |
| 7/18/2012 | | | | | | <0.005 | <0.005 | | |
| 1/8/2013 | <0.005 | <0.005 | <0.005 | <0.005 | | | | | |
| 1/9/2013 | | | | | <0.005 | | | | |
| 1/22/2013 | | | | | | <0.005 | <0.005 | | |
| 7/16/2013 | <0.005 | <0.005 | <0.005 | <0.005 | <0.005 | <0.005 | | | |
| 7/23/2013 | | | | | | | <0.005 | | |
| 7/24/2013 | | | | | | | | | <0.005 |
| 1/14/2014 | <0.005 | <0.005 | | | | | | | |
| 1/21/2014 | | | <0.005 | <0.005 | <0.005 | <0.005 | | | |
| 1/22/2014 | | | | | | | <0.005 | | |
| 1/23/2014 | | | | | | | | | <0.005 |
| 6/24/2014 | | <0.005 | <0.005 | <0.005 | <0.005 | | | | |
| 6/25/2014 | <0.005 | | | | | <0.005 | | | |
| 7/1/2014 | | | | | | | <0.005 | | |
| 7/8/2014 | | | | | | | | <0.005 | <0.005 |
| 1/13/2015 | | <0.005 | <0.005 | <0.005 | <0.005 | | | | |
| 1/14/2015 | <0.005 | | | | | <0.005 | | | |
| 1/21/2015 | | | | | | | | | <0.005 |
| 1/22/2015 | | | | | | | <0.005 | | |
| 7/23/2015 | | <0.005 | <0.005 | <0.005 | <0.005 | <0.005 | | | |
| 7/28/2015 | <0.005 | | | | | | | | |
| 7/29/2015 | | | | | | | <0.005 | | |
| 7/30/2015 | | | | | | | | | <0.005 |
| 7/31/2015 | | | | | | | | <0.005 | |
| 1/20/2016 | | | | | | | | <0.005 | |
| 1/21/2016 | | | | | | | <0.005 | | <0.005 |
| 1/26/2016 | | | | | <0.005 | <0.005 | | | |
| 1/27/2016 | <0.005 | <0.005 | <0.005 | <0.005 | | | | | |
| 3/28/2016 | | | | | | | | | <0.005 |
| 3/29/2016 | | | | | | | <0.005 | | |
| 3/30/2016 | <0.005 | <0.005 | <0.005 | <0.005 | <0.005 | | | <0.005 | |
| 3/31/2016 | | | | | | <0.005 | | | |

ND substitution: RL or RL/2 if <15% NDs.

# Time Series

Constituent: Arsenic (mg/L) Analysis Run 3/31/2026 4:41 AM

Plant Wansley Client: Southern Company Data: Wansley Landfill

| | GWC-17 | GWC-18 | GWC-19 | GWC-20 | GWC-21 | GWC-22 | GWC-23 | GWC-24 | GWC-25 |
|---|---|---|---|---|---|---|---|---|---|
| 5/25/2016 | <0.005 | | | | | | <0.005 | <0.005 | <0.005 |
| 5/26/2016 | | <0.005 | <0.005 | <0.005 | <0.005 | <0.005 | | | |
| 7/25/2016 | | 0.00056 (J) | <0.005 | <0.005 | | | | | |
| 7/26/2016 | | | | | <0.005 | <0.005 | | | |
| 7/27/2016 | <0.005 | | | | | | <0.005 | <0.005 | <0.005 |
| 9/16/2016 | | | | | | | | <0.005 | |
| 9/19/2016 | <0.005 | <0.005 | <0.005 | | | | | | <0.005 |
| 9/20/2016 | | | | <0.005 | <0.005 | <0.005 | <0.005 | | |
| 11/15/2016 | | | | | | | | | <0.005 |
| 11/17/2016 | <0.005 | <0.005 | <0.005 | <0.005 | <0.005 | <0.005 | | | |
| 11/18/2016 | | | | | | | <0.005 | 0.00055 (J) | |
| 1/24/2017 | | | | | | | | | 0.00061 (J) |
| 2/1/2017 | <0.005 | <0.005 | | | | | | | |
| 2/2/2017 | | | <0.005 | <0.005 | <0.005 | | | | |
| 2/3/2017 | | | | | | <0.005 | <0.005 | <0.005 | |
| 3/23/2017 | | | | | | | | | <0.005 |
| 3/24/2017 | <0.005 | <0.005 | <0.005 | | | | | | |
| 3/28/2017 | | | | <0.005 | <0.005 | <0.005 | <0.005 | | |
| 3/29/2017 | | | | | | | | <0.005 | |
| 5/2/2017 | | | | | | | | | 0.00085 (J) |
| 5/3/2017 | <0.005 | <0.005 | <0.005 | | | <0.005 | | | |
| 5/4/2017 | | | | <0.005 | <0.005 | | <0.005 | <0.005 | |
| 8/3/2017 | | | | | | | | | <0.005 |
| 8/7/2017 | <0.005 | <0.005 | <0.005 | <0.005 | <0.005 | | | | |
| 8/8/2017 | | | | | | <0.005 | <0.005 | <0.005 | |
| 1/25/2018 | <0.005 | <0.005 | <0.005 | | | <0.005 | <0.005 | <0.005 | <0.005 |
| 1/26/2018 | | | | <0.005 | <0.005 | | | | |
| 6/20/2018 | | | | | <0.005 | 0.00073 (J) | 0.00086 (J) | | |
| 6/21/2018 | | 0.001 (J) | 0.0013 | 0.00049 (J) | | | | | |
| 6/26/2018 | <0.005 | | | | | | | | |
| 6/27/2018 | | | | | | | | <0.005 | <0.005 |
| 1/24/2019 | <0.005 | | | | <0.005 | <0.005 | | | <0.005 |
| 1/25/2019 | | | | | | | <0.005 | | |
| 1/28/2019 | | <0.005 | <0.005 | <0.005 | | | | | |
| 1/31/2019 | | | | | | | | <0.005 | |
| 6/25/2019 | 0.00038 (J) | | | <0.005 | 0.00037 (J) | <0.005 | | | <0.005 |
| 6/26/2019 | | | <0.005 | | | | <0.005 | <0.005 | |
| 6/27/2019 | | <0.005 | | | | | | | |
| 9/10/2019 | | | | | | <0.005 | | | |
| 9/11/2019 | <0.005 | <0.005 | | <0.005 | 0.00047 (J) | | | <0.005 | 0.00041 (J) |
| 9/12/2019 | | | <0.005 | | | | <0.005 | | |
| 3/12/2020 | | | | | | | | <0.005 | <0.005 |
| 3/17/2020 | <0.005 | <0.005 | | | | | | | |
| 3/18/2020 | | | <0.005 | <0.005 | <0.005 | 0.00058 (J) | <0.005 | | |
| 9/10/2020 | | | | | | <0.005 | <0.005 | | |
| 9/14/2020 | <0.005 | <0.005 | | | | | | | <0.005 |
| 9/15/2020 | | | <0.005 | <0.005 | <0.005 | | | <0.005 | |
| 3/15/2021 | | | | | | <0.005 | | | |
| 3/16/2021 | <0.005 | <0.005 | | 0.00039 (J) | <0.005 | | | | |
| 3/17/2021 | | | 0.00031 (J) | | | | | | <0.005 |
| 3/18/2021 | | | | | | | 0.00038 (J) | <0.005 | |
| 8/19/2021 | | | | | <0.005 | <0.005 | | <0.005 | <0.005 |

ND substitution: RL or RL/2 if <15% NDs.

# Time Series

Constituent: Arsenic (mg/L) Analysis Run 3/31/2026 4:41 AM

Plant Wansley Client: Southern Company Data: Wansley Landfill

| | GWC-17 | GWC-18 | GWC-19 | GWC-20 | GWC-21 | GWC-22 | GWC-23 | GWC-24 | GWC-25 |
|---|---|---|---|---|---|---|---|---|---|
| 8/20/2021 | <0.005 | | | | | | | | |
| 8/23/2021 | | | | | | | <0.005 | | |
| 8/24/2021 | | <0.005 | <0.005 | <0.005 | | | | | |
| 3/7/2022 | | | | <0.005 | <0.005 | | | | |
| 3/8/2022 | <0.005 | <0.005 | <0.005 | | | <0.005 | | | <0.005 |
| 3/9/2022 | | | | | | | <0.005 | | |
| 3/10/2022 | | | | | | | | <0.005 | |
| 8/10/2022 | | | | | | | | | <0.005 |
| 8/11/2022 | <0.005 | <0.005 | <0.005 | | | | | | |
| 8/16/2022 | | | | <0.005 | <0.005 | | <0.005 | | |
| 8/17/2022 | | | | | | <0.005 | | | |
| 8/18/2022 | | | | | | | | <0.005 | |
| 2/14/2023 | | | | | | <0.005 | | | |
| 2/16/2023 | | | | | | | | <0.005 | |
| 2/20/2023 | <0.005 | <0.005 | | | | | | | |
| 2/21/2023 | | | <0.005 | | <0.005 | | <0.005 | | <0.005 |
| 2/22/2023 | | | | <0.005 | | | | | |
| 8/9/2023 | | <0.005 | <0.005 | <0.005 | <0.005 | | | | |
| 8/10/2023 | <0.005 | | | | | | | | |
| 8/14/2023 | | | | | | <0.005 | | | |
| 8/15/2023 | | | | | | | <0.005 | | <0.005 |
| 8/16/2023 | | | | | | | | <0.005 | |
| 2/14/2024 | | | | | | <0.005 | | | |
| 2/19/2024 | | | | | <0.005 | | <0.005 | | |
| 2/20/2024 | <0.005 | | | <0.005 | | | | | |
| 2/21/2024 | | <0.005 | <0.005 | | | | | | <0.005 |
| 2/22/2024 | | | | | | | | <0.005 | |
| 7/30/2024 | | | | | <0.005 | | <0.005 | | |
| 8/1/2024 | | | | | | | | | <0.005 |
| 8/2/2024 | | | | <0.005 | | | | | |
| 8/6/2024 | | | <0.005 | | | <0.005 | | <0.005 | |
| 8/7/2024 | 0.001 | <0.005 | | | | | | | |
| 2/11/2025 | | | | | <0.005 | <0.005 | <0.005 | | |
| 2/13/2025 | <0.005 | <0.005 | | | | | | | |
| 2/14/2025 | | | <0.005 | <0.005 | | | | <0.005 | <0.005 |
| 8/12/2025 | | | | <0.005 | <0.005 | <0.005 | <0.005 | | |
| 8/13/2025 | <0.005 | <0.005 | <0.005 | | | | | | <0.005 |
| 8/14/2025 | | | | | | | | <0.005 | |
| 1/20/2026 | | | | | <0.005 | <0.005 | | | |
| 1/21/2026 | <0.005 | <0.005 | <0.005 | <0.005 | | | | <0.005 | <0.005 |
| 1/22/2026 | | | | | | | <0.005 | | |

ND substitution: RL or RL/2 if <15% NDs.

# Time Series

Constituent: Arsenic (mg/L) Analysis Run 3/31/2026 4:41 AM

Plant Wansley Client: Southern Company Data: Wansley Landfill

| | GWC-26 | GWC-27 | GWC-30 | GWC-31 | GWC-32 | GWC-33 | GWC-34 | GWC-35 |
|---|---|---|---|---|---|---|---|---|
| 9/15/2011 | | | <0.005 | | <0.005 | | | |
| 9/16/2011 | | | | | | <0.005 | <0.005 | <0.005 |
| 9/17/2011 | <0.005 | <0.005 | | <0.005 | | | | |
| 10/28/2011 | | | <0.005 | | | | | |
| 10/29/2011 | <0.005 | <0.005 | | | | | | |
| 10/30/2011 | | | | | | <0.005 | | |
| 10/31/2011 | | | | <0.005 | <0.005 | | <0.005 | <0.005 |
| 12/12/2011 | | | | | | | <0.005 | <0.005 |
| 12/13/2011 | | | <0.005 | | <0.005 | <0.005 | | |
| 12/14/2011 | <0.005 | <0.005 | | | | | | |
| 1/25/2012 | | <0.005 | | | | | | |
| 2/1/2012 | | | | | <0.005 | <0.005 | <0.005 | <0.005 |
| 2/7/2012 | <0.005 | | | <0.005 | | | | |
| 2/8/2012 | | | <0.005 | | | | | |
| 7/16/2012 | | | | | | | <0.005 | <0.005 |
| 7/17/2012 | <0.005 | <0.005 | | | <0.005 | <0.005 | | |
| 7/18/2012 | | | <0.005 | | | | | |
| 1/22/2013 | | | | | | | <0.005 | <0.005 |
| 1/23/2013 | | | | <0.005 | <0.005 | <0.005 | | |
| 1/24/2013 | <0.005 | <0.005 | <0.005 | | | | | |
| 7/2/2013 | | | | | | | | <0.005 |
| 7/17/2013 | | | | | | <0.005 | <0.005 | |
| 7/24/2013 | <0.005 | <0.005 | <0.005 | | <0.005 | | | |
| 1/21/2014 | | | | | | | | <0.005 |
| 1/23/2014 | <0.005 | <0.005 | <0.005 | <0.005 | <0.005 | <0.005 | <0.005 | |
| 6/25/2014 | | | | | | | <0.005 | <0.005 |
| 7/1/2014 | | | <0.005 | <0.005 | <0.005 | | | |
| 7/8/2014 | <0.005 | <0.005 | | | | | | |
| 1/14/2015 | | | | | | | <0.005 | <0.005 |
| 1/20/2015 | | | <0.005 | | <0.005 | <0.005 | | |
| 1/21/2015 | <0.005 | <0.005 | | <0.005 | | | | |
| 7/28/2015 | | | | | | | | <0.005 |
| 7/29/2015 | | | | | | <0.005 | <0.005 | |
| 7/30/2015 | | <0.005 | <0.005 | | <0.005 | | | |
| 7/31/2015 | <0.005 | | | | | | | |
| 1/19/2016 | | | <0.005 | | | | | |
| 1/21/2016 | | | | | | | <0.005 | <0.005 |
| 1/22/2016 | | <0.005 | | | | | | |
| 1/25/2016 | <0.005 | | | <0.005 | <0.005 | <0.005 | | |
| 3/23/2016 | | <0.005 | <0.005 | | <0.005 | <0.005 | | |
| 3/24/2016 | <0.005 | | | | | | <0.005 | <0.005 |
| 3/30/2016 | | | | <0.005 | | | | |
| 5/20/2016 | | | <0.005 | | | | | |
| 5/23/2016 | | | | | | | <0.005 | <0.005 |
| 5/24/2016 | | <0.005 | | | <0.005 | <0.005 | | |
| 5/25/2016 | <0.005 | | | <0.005 | | | | |
| 7/21/2016 | | | <0.005 | | | | <0.005 | <0.005 |
| 7/22/2016 | | | | | <0.005 | <0.005 | | |
| 7/26/2016 | <0.005 | <0.005 | | | | | | |
| 7/27/2016 | | | | 0.00055 (J) | | | | |
| 9/15/2016 | | | | | | | <0.005 | <0.005 |
| 9/16/2016 | | | | | <0.005 | <0.005 | | |

ND substitution: RL or RL/2 if <15% NDs.

# Time Series

Constituent: Arsenic (mg/L) Analysis Run 3/31/2026 4:41 AM

Plant Wansley Client: Southern Company Data: Wansley Landfill

| | GWC-26 | GWC-27 | GWC-30 | GWC-31 | GWC-32 | GWC-33 | GWC-34 | GWC-35 |
|---|---|---|---|---|---|---|---|---|
| 9/19/2016 | <0.005 | <0.005 | | | | | | |
| 9/20/2016 | | | <0.005 | | | | | |
| 11/11/2016 | | <0.005 | | | | | | |
| 11/14/2016 | <0.005 | | <0.005 | | | | | |
| 11/15/2016 | | | | | <0.005 | | <0.005 | <0.005 |
| 11/17/2016 | | | | | | <0.005 | | |
| 1/19/2017 | <0.005 | | | | | | | |
| 1/20/2017 | | <0.005 | | | | | | |
| 1/24/2017 | | | <0.005 | | | | | |
| 1/25/2017 | | | | <0.005 | | <0.005 | <0.005 | |
| 1/26/2017 | | | | | <0.005 | | | <0.005 |
| 3/16/2017 | <0.005 | <0.005 | | | | | | |
| 3/17/2017 | | | <0.005 | | | | | |
| 3/22/2017 | | | | | | | <0.005 | <0.005 |
| 3/23/2017 | | | | <0.005 | | <0.005 | | |
| 3/24/2017 | | | | | <0.005 | | | |
| 4/28/2017 | | <0.005 | | | | | | |
| 5/1/2017 | <0.005 | | <0.005 | | | <0.005 | <0.005 | |
| 5/2/2017 | | | | <0.005 | <0.005 | | | <0.005 |
| 7/19/2017 | | | | 0.00055 (J) | | | | |
| 8/3/2017 | <0.005 | <0.005 | | | <0.005 | | <0.005 | <0.005 |
| 8/4/2017 | | | <0.005 | <0.005 | | <0.005 | | |
| 1/19/2018 | | <0.005 | | | | | | |
| 1/22/2018 | 0.00054 (J) | | | | | | | |
| 1/23/2018 | | | | 0.0012 (J) | 0.00078 (J) | 0.0013 | 0.0012 (J) | 0.001 (J) |
| 1/24/2018 | | | <0.005 | | | | | |
| 6/19/2018 | | | | | | | | <0.005 |
| 6/20/2018 | | | | | | | 0.001 (J) | |
| 6/21/2018 | | | <0.005 | | | | | |
| 6/26/2018 | | | | | <0.005 | <0.005 | | |
| 6/27/2018 | <0.005 | <0.005 | | <0.005 | | | | |
| 1/21/2019 | | | | | | | | <0.005 |
| 1/24/2019 | <0.005 | <0.005 | | | | | | |
| 1/28/2019 | | | | | | | <0.005 | |
| 1/30/2019 | | | <0.005 | | <0.005 | <0.005 | | |
| 1/31/2019 | | | | <0.005 | | | | |
| 6/25/2019 | <0.005 | | | | | | | |
| 6/26/2019 | | <0.005 | | <0.005 | | <0.005 | <0.005 | <0.005 |
| 6/27/2019 | | | <0.005 | | <0.005 | | | |
| 9/10/2019 | | | <0.005 | | | | | |
| 9/11/2019 | | | | 0.00032 (J) | | | <0.005 | |
| 9/12/2019 | <0.005 | <0.005 | | | 0.00034 (J) | <0.005 | | <0.005 |
| 3/11/2020 | | | <0.005 | | | | <0.005 | <0.005 |
| 3/12/2020 | | <0.005 | | | | <0.005 | | |
| 3/13/2020 | <0.005 | | | | | | | |
| 3/17/2020 | | | | <0.005 | | | | |
| 3/18/2020 | | | | | <0.005 | | | |
| 9/9/2020 | | <0.005 | | | | | | |
| 9/10/2020 | | | <0.005 | | | | | |
| 9/11/2020 | | | | <0.005 | | | <0.005 | <0.005 |
| 9/15/2020 | <0.005 | | | | <0.005 | | | |
| 9/16/2020 | | | | | | <0.005 | | |

ND substitution: RL or RL/2 if <15% NDs.

# Time Series

Constituent: Arsenic (mg/L) Analysis Run 3/31/2026 4:41 AM

Plant Wansley Client: Southern Company Data: Wansley Landfill

| | GWC-26 | GWC-27 | GWC-30 | GWC-31 | GWC-32 | GWC-33 | GWC-34 | GWC-35 |
|---|---|---|---|---|---|---|---|---|
| 3/16/2021 | | | | <0.005 | | | <0.005 | <0.005 |
| 3/17/2021 | <0.005 | | | | <0.005 | | | |
| 3/18/2021 | | <0.005 | <0.005 | | | <0.005 | | |
| 8/18/2021 | | | | | | | | <0.005 |
| 8/19/2021 | <0.005 | | | | | | | |
| 8/23/2021 | | <0.005 | <0.005 | | | | | |
| 8/24/2021 | | | | | <0.005 | <0.005 | <0.005 | |
| 8/25/2021 | | | | <0.005 | | | | |
| 3/2/2022 | | | <0.005 | | | | <0.005 | <0.005 |
| 3/8/2022 | | <0.005 | | | | | | |
| 3/9/2022 | <0.005 | | | | <0.005 | <0.005 | | |
| 3/10/2022 | | | | <0.005 | | | | |
| 8/10/2022 | <0.005 | <0.005 | <0.005 | | <0.005 | | <0.005 | |
| 8/15/2022 | | | | | | <0.005 | | <0.005 |
| 8/16/2022 | | | | <0.005 | | | | |
| 2/14/2023 | | | <0.005 | | | | | |
| 2/15/2023 | | | | | <0.005 | | | |
| 2/20/2023 | | <0.005 | | | | <0.005 | <0.005 | <0.005 |
| 2/21/2023 | <0.005 | | | | | | | |
| 2/22/2023 | | | | <0.005 | | | | |
| 8/15/2023 | | <0.005 | | | <0.005 | <0.005 | | |
| 8/16/2023 | <0.005 | | <0.005 | <0.005 | | | <0.005 | <0.005 |
| 2/20/2024 | <0.005 | <0.005 | | | <0.005 | <0.005 | | |
| 2/21/2024 | | | <0.005 | <0.005 | | | | |
| 2/22/2024 | | | | | | | <0.005 | <0.005 |
| 7/30/2024 | | <0.005 | | | | | | |
| 7/31/2024 | | | | | | <0.005 | | |
| 8/2/2024 | <0.005 | | | 0.0011 | | | | |
| 8/5/2024 | | | <0.005 | | | | <0.005 | <0.005 |
| 8/6/2024 | | | | | <0.005 | | | |
| 2/11/2025 | | <0.005 | | | | | | |
| 2/13/2025 | <0.005 | | <0.005 | | | | <0.005 | |
| 2/18/2025 | | | | <0.005 | | | | <0.005 |
| 2/19/2025 | | | | | <0.005 | <0.005 | | |
| 8/13/2025 | <0.005 | <0.005 | | | | | | |
| 8/14/2025 | | | <0.005 | | <0.005 | | <0.005 | <0.005 |
| 8/15/2025 | | | | <0.005 | | | | |
| 8/19/2025 | | | | | | <0.005 | | |
| 1/21/2026 | | <0.005 | <0.005 | | <0.005 | | | |
| 1/22/2026 | <0.005 | | | | | <0.005 | <0.005 | <0.005 |
| 2/11/2026 | | | | <0.005 | | | | |

ND substitution: RL or RL/2 if <15% NDs.

# Time Series

Constituent: Barium (mg/L) Analysis Run 3/31/2026 4:41 AM

Plant Wansley Client: Southern Company Data: Wansley Landfill

| | GWA-1 (bg) | GWA-2 (bg) | GWA-3 (bg) | GWA-4 (bg) | GWA-28 (bg) | GWA-29 (bg) | GWC-5 | GWC-6 | GWC-7 |
|---|---|---|---|---|---|---|---|---|---|
| 8/31/2011 | | | 0.1 | 0.092 | | | 0.024 | 0.064 | |
| 9/7/2011 | | | | | | | | | 0.06 |
| 9/16/2011 | 0.013 | | | | 0.0022 | | | | |
| 9/17/2011 | | 0.011 | | | | 0.0016 | | | |
| 10/27/2011 | 0.012 | 0.013 | | 0.061 | | | 0.026 | | |
| 10/28/2011 | | | | | 0.0016 | 0.0015 | | | |
| 10/30/2011 | | | | | | | | 0.06 | 0.053 |
| 12/5/2011 | | | | | | | 0.024 | 0.061 | 0.059 |
| 12/12/2011 | | | | | 0.0018 | 0.0013 | | | |
| 12/13/2011 | 0.012 | | | | | | | | |
| 12/14/2011 | | 0.01 | | 0.1 | | | | | |
| 1/25/2012 | | | | | <0.01 | | 0.028 | 0.064 | 0.068 |
| 1/31/2012 | 0.011 | | | | | <0.01 | | | |
| 2/1/2012 | | | | 0.087 | | | | | |
| 2/7/2012 | | 0.014 | | | | | | | |
| 7/16/2012 | | | | | 0.0011 | | | | |
| 7/17/2012 | | | | | | 0.0016 | | | |
| 7/18/2012 | 0.012 | | | | | | 0.026 | | 0.098 |
| 7/23/2012 | | 0.014 | | 0.13 | | | | | |
| 7/24/2012 | | | | | | | | 0.054 | |
| 1/7/2013 | | | | | | | | | 0.13 |
| 1/8/2013 | | | | | | | | 0.063 | |
| 1/9/2013 | | | | | | | 0.029 | | |
| 1/23/2013 | | 0.02 | | 0.11 | | | | | |
| 1/24/2013 | 0.012 | | | | <0.01 | 0.0013 | | | |
| 7/9/2013 | | | | | | | | 0.051 | 0.13 |
| 7/17/2013 | 0.0097 | | | 0.087 | | | 0.022 | | |
| 7/23/2013 | | | | | <0.01 | | | | |
| 7/24/2013 | | 0.016 | | | | 0.0022 | | | |
| 1/14/2014 | | | | | | | | | 0.14 |
| 1/15/2014 | | | | 0.081 | | | 0.023 | 0.06 | |
| 1/21/2014 | 0.0096 | | | | | | | | |
| 1/22/2014 | | 0.017 | | | 0.0013 | 0.0012 (J) | | | |
| 6/24/2014 | | | | | | | | | 0.13 |
| 6/25/2014 | 0.0094 | | 0.048 | 0.081 | | | 0.02 | 0.045 | |
| 7/1/2014 | | 0.015 | | | 0.0012 (J) | | | | |
| 7/8/2014 | | | | | | 0.0013 | | | |
| 1/13/2015 | | | | | | | 0.023 | | |
| 1/14/2015 | 0.0095 | | | 0.13 | | | | | |
| 1/20/2015 | | | | | | | | 0.048 | 0.13 |
| 1/21/2015 | | | | | 0.00042 (J) | 0.0015 | | | |
| 1/22/2015 | | 0.019 | | | | | | | |
| 7/21/2015 | 0.0099 | | 0.036 | 0.11 | 0.00055 (J) | | | | |
| 7/22/2015 | | 0.014 | | | | 0.0014 | | | |
| 7/24/2015 | | | | | | | 0.018 | 0.051 | |
| 7/27/2015 | | | | | | | | | 0.11 |
| 1/19/2016 | | | | | | 0.00092 (J) | | | |
| 1/20/2016 | | 0.016 | | 0.086 | | | 0.027 | 0.051 | |
| 1/21/2016 | 0.011 | | | | | | | | |
| 1/22/2016 | | | | | 0.00037 (J) | | | | |
| 1/26/2016 | | | | | | | | | 0.11 |
| 3/22/2016 | | | | | <0.01 | <0.01 | | | |

ND substitution: RL or RL/2 if <15% NDs.

# Time Series

Constituent: Barium (mg/L) Analysis Run 3/31/2026 4:41 AM

Plant Wansley Client: Southern Company Data: Wansley Landfill

| | GWA-1 (bg) | GWA-2 (bg) | GWA-3 (bg) | GWA-4 (bg) | GWA-28 (bg) | GWA-29 (bg) | GWC-5 | GWC-6 | GWC-7 |
|---|---|---|---|---|---|---|---|---|---|
| 3/23/2016 | 0.00968 (J) | 0.00773 (J) | | 0.112 | | | | | |
| 3/28/2016 | | | | | | | 0.0207 | 0.0506 | |
| 3/29/2016 | | | | | | | | | 0.109 |
| 3/31/2016 | | | 0.027 | | | | | | |
| 5/19/2016 | | | | 0.11 | | 0.00265 (J) | | | |
| 5/20/2016 | 0.0096 (J) | | | | | | | | |
| 5/23/2016 | | | | | <0.01 | | 0.0191 | | |
| 5/24/2016 | | 0.00761 (J) | | | | | | 0.052 | 0.0996 |
| 5/25/2016 | | | 0.027 | | | | | | |
| 7/21/2016 | 0.0087 | | | 0.14 | | 0.0038 | 0.018 | 0.049 | |
| 7/22/2016 | | | | | | | | | 0.089 |
| 7/25/2016 | | | | | 0.001 (J) | | | | |
| 7/26/2016 | | 0.0078 | | | | | | | |
| 7/27/2016 | | | 0.029 | | | | | | |
| 9/14/2016 | | | | 0.15 | | | | | |
| 9/15/2016 | 0.0086 | | | | 0.00092 (J) | | 0.037 | 0.062 | 0.097 |
| 9/16/2016 | | 0.017 | | | | | | | |
| 11/9/2016 | | | | | 0.0016 (J) | | | | |
| 11/10/2016 | | 0.016 | | 0.17 | | | | | |
| 11/11/2016 | 0.0095 | | | | | | | | |
| 11/15/2016 | | | | | | | 0.024 | | |
| 11/16/2016 | | | | | | | | 0.062 | 0.11 |
| 1/17/2017 | | | | 0.18 | <0.01 | 0.0011 (J) | | | |
| 1/19/2017 | 0.0087 | 0.02 | | | | | | | |
| 1/26/2017 | | | | | | | 0.025 | 0.062 | 0.097 |
| 3/15/2017 | | | | | | 0.00085 (J) | | | |
| 3/16/2017 | 0.01 | | | 0.15 | 0.00055 (J) | | | | |
| 3/17/2017 | | 0.016 | | | | | | | |
| 3/22/2017 | | | | | | | 0.02 | 0.048 | 0.083 |
| 4/27/2017 | | | | 0.13 | <0.01 | 0.00097 (J) | | | |
| 4/28/2017 | 0.0091 | 0.016 | | | | | | | |
| 5/2/2017 | | | | | | | 0.02 | 0.043 | 0.088 |
| 7/18/2017 | | | | | | 0.0016 (J) | | | |
| 8/1/2017 | | | 0.03 | | 0.00059 (J) | 0.0011 (J) | | | |
| 8/2/2017 | | 0.014 | | 0.15 | | | | | |
| 8/3/2017 | 0.0099 | | | | | | 0.025 | 0.049 | |
| 8/4/2017 | | | | | | | | | 0.088 |
| 10/3/2017 | | | 0.038 | | | | | | |
| 1/19/2018 | 0.0089 | 0.014 | | | <0.01 | 0.00076 (J) | | | |
| 1/22/2018 | | | | 0.15 | | | | | |
| 1/23/2018 | | | | | | | 0.027 | 0.05 | 0.094 |
| 6/19/2018 | 0.012 | 0.015 | | 0.13 | <0.01 | 0.00078 (J) | | | |
| 6/20/2018 | | | 0.029 | | | | | | |
| 6/25/2018 | | | | | | | 0.02 | 0.053 | 0.078 |
| 1/17/2019 | 0.01 | 0.01 | | 0.12 | | | | | |
| 1/18/2019 | | | 0.033 | | | 0.0007 (J) | | | |
| 1/21/2019 | | | | | 0.00088 | | | | 0.083 |
| 1/30/2019 | | | | | | | 0.016 | 0.054 | |
| 6/24/2019 | 0.0096 (J) | 0.011 | | 0.12 | | | | | |
| 6/25/2019 | | | 0.082 | | <0.01 | <0.01 | | | 0.075 |
| 6/26/2019 | | | | | | | 0.02 | 0.045 | |
| 9/9/2019 | 0.012 | | | | | | | | |

ND substitution: RL or RL/2 if <15% NDs.

# Time Series

Constituent: Barium (mg/L) Analysis Run 3/31/2026 4:41 AM

Plant Wansley Client: Southern Company Data: Wansley Landfill

| | GWA-1 (bg) | GWA-2 (bg) | GWA-3 (bg) | GWA-4 (bg) | GWA-28 (bg) | GWA-29 (bg) | GWC-5 | GWC-6 | GWC-7 |
|---|---|---|---|---|---|---|---|---|---|
| 9/10/2019 | | 0.015 | | 0.16 | 0.0022 (J) | 0.0033 (J) | | | 0.086 |
| 9/11/2019 | | | 0.094 | | | | | | |
| 9/12/2019 | | | | | | | 0.03 | 0.074 | |
| 3/10/2020 | 0.01 | 0.01 | 0.079 | 0.14 | 0.0018 (J) | <0.01 | | | |
| 3/12/2020 | | | | | | | | | 0.072 |
| 3/16/2020 | | | | | | | 0.023 | 0.045 | |
| 9/9/2020 | 0.01 | | 0.088 | 0.12 | <0.01 | <0.01 | 0.024 | | |
| 9/10/2020 | | 0.012 | | | | | | | |
| 9/11/2020 | | | | | | | | 0.064 | |
| 9/14/2020 | | | | | | | | | 0.074 |
| 3/15/2021 | 0.01 | 0.011 | 0.1 | 0.13 | <0.01 | <0.01 | | | |
| 3/16/2021 | | | | | | | | | 0.066 |
| 3/17/2021 | | | | | | | 0.021 | 0.059 | |
| 8/16/2021 | 0.01 | | | | <0.01 | | | | |
| 8/18/2021 | | 0.014 | 0.092 | 0.12 | | <0.01 | | 0.061 | |
| 8/19/2021 | | | | | | | 0.025 | | 0.069 |
| 2/28/2022 | 0.01 | | | | | | | | |
| 3/1/2022 | | 0.012 | 0.078 | 0.12 | <0.01 | | | | |
| 3/2/2022 | | | | | | <0.01 | 0.024 | 0.054 | 0.071 |
| 8/9/2022 | 0.012 | 0.015 | 0.098 | 0.12 | <0.01 | 0.0011 (J) | | | |
| 8/11/2022 | | | | | | | 0.023 | 0.066 | 0.062 |
| 2/13/2023 | | | | | | <0.01 | | | |
| 2/14/2023 | 0.011 | 0.011 | 0.075 | 0.12 | 0.001 (J) | | | | |
| 2/20/2023 | | | | | | | 0.026 | 0.059 | |
| 2/21/2023 | | | | | | | | | 0.071 |
| 8/8/2023 | | | 0.11 | | | 0.00089 (J) | | | |
| 8/9/2023 | 0.011 | 0.014 | | 0.14 | 0.01 | | | | 0.066 |
| 8/14/2023 | | | | | | | 0.025 | 0.06 | |
| 2/13/2024 | 0.012 | | | | | | | | |
| 2/14/2024 | | 0.014 | | 0.19 | <0.01 | <0.01 | 0.032 | 0.06 | |
| 2/21/2024 | | | | | | | | | 0.066 |
| 7/29/2024 | | | | 0.15 | <0.01 | | | | |
| 7/30/2024 | 0.011 | 0.014 | | | | <0.01 | | | |
| 7/31/2024 | | | 0.066 | | | | 0.03 | | |
| 8/1/2024 | | | | | | | | 0.074 | 0.07 |
| 2/10/2025 | | | | 0.16 | 0.0027 (J) | | | | |
| 2/11/2025 | 0.011 | 0.021 | | | | <0.01 | | | |
| 2/13/2025 | | | | | | | | | 0.062 |
| 2/14/2025 | | | | | | | 0.039 | | |
| 2/18/2025 | | | | | | | | 0.064 | |
| 8/12/2025 | 0.011 | 0.013 | | 0.14 | 0.00082 (J) | <0.01 | | | |
| 8/13/2025 | | | 0.049 | | | | | | |
| 8/15/2025 | | | | | | | | 0.069 | |
| 8/18/2025 | | | | | | | 0.03 | | 0.059 |
| 1/20/2026 | 0.011 | 0.024 | | 0.15 | 0.00045 (J) | <0.01 | | 0.082 | |
| 1/21/2026 | | | 0.069 | | | | 0.025 | | |
| 1/22/2026 | | | | | | | | | 0.056 |

ND substitution: RL or RL/2 if <15% NDs.

# Time Series

Constituent: Barium (mg/L) Analysis Run 3/31/2026 4:41 AM

Plant Wansley Client: Southern Company Data: Wansley Landfill

| | GWC-8 | GWC-9 | GWC-10 | GWC-11 | GWC-12 | GWC-13 | GWC-14 | GWC-15 | GWC-16 |
|---|---|---|---|---|---|---|---|---|---|
| 8/30/2011 | | | | | | | | | 0.018 |
| 9/7/2011 | 0.088 | 0.13 | | | | | | | |
| 9/13/2011 | | | | 0.2 | 0.013 | 0.0043 | 0.01 | | |
| 9/16/2011 | | | | | | | | 0.0061 | |
| 10/26/2011 | | | | | | | | | 0.017 |
| 10/27/2011 | | | | | | | 0.019 | 0.0068 | |
| 10/28/2011 | | | | 0.27 | 0.0092 | 0.0041 | | | |
| 10/30/2011 | 0.092 | 0.02 (o) | | | | | | | |
| 12/3/2011 | | | | | | | 0.011 | 0.0067 | 0.018 |
| 12/4/2011 | | 0.11 | | 0.22 | 0.0089 | 0.0037 | | | |
| 12/5/2011 | 0.11 | | | | | | | | |
| 1/19/2012 | 0.084 | 0.15 | | | | | | | |
| 1/24/2012 | | | | | 0.0099 | 0.0042 | 0.015 | | |
| 1/25/2012 | | | | | | | | | 0.017 |
| 2/9/2012 | | | | 0.19 | | | | 0.0066 | |
| 7/11/2012 | | | | | 0.0099 | 0.0038 | 0.01 | 0.0064 | 0.017 |
| 7/18/2012 | 0.11 | 0.11 | | 0.36 | | | | | |
| 1/7/2013 | 0.095 | | | | | | | | |
| 1/8/2013 | | 0.14 | | 0.2 | 0.012 | 0.0034 | 0.013 | 0.0075 | 0.019 |
| 7/2/2013 | | | | | | | | 0.011 | 0.017 |
| 7/9/2013 | 0.085 | 0.13 | | 0.26 | | | | | |
| 7/10/2013 | | | | | 0.014 | 0.0035 | 0.014 | | |
| 1/14/2014 | 0.066 | 0.099 | | | | | | | 0.017 |
| 1/15/2014 | | | | 0.21 | | | | | |
| 1/21/2014 | | | | | 0.014 | 0.0037 | 0.021 | 0.012 | |
| 6/24/2014 | 0.078 | 0.2 | | | | | | 0.0094 | |
| 6/25/2014 | | | | 0.44 | | | | | 0.017 |
| 7/1/2014 | | | | | 0.014 | 0.0035 | 0.014 | | |
| 1/13/2015 | | | | | | | | | 0.017 |
| 1/14/2015 | | | | | | | 0.033 | 0.01 | |
| 1/20/2015 | 0.053 | 0.12 | | | | | | | |
| 1/21/2015 | | | | 0.31 | 0.016 | 0.0031 | | | |
| 7/22/2015 | | | | | | | 0.072 | 0.0084 | 0.017 |
| 7/27/2015 | 0.055 | 0.17 | | | | | | | |
| 7/28/2015 | | | | 0.38 | 0.013 | 0.0039 | | | |
| 1/25/2016 | | | 0.014 | | | | | | |
| 1/26/2016 | 0.044 | 0.088 | | 0.15 | 0.014 | | | | |
| 1/27/2016 | | | | | | 0.0026 | 0.083 | 0.012 | 0.016 |
| 3/29/2016 | 0.05 | 0.11 | | 0.372 | 0.0179 | 0.00337 (J) | | | |
| 3/30/2016 | | | 0.0127 | | | | 0.0943 | 0.0136 | 0.0174 |
| 5/24/2016 | 0.051 | 0.17 | | | | | | | |
| 5/25/2016 | | | 0.014 | 0.396 | 0.0173 | 0.0028 (J) | 0.117 | 0.00957 (J) | 0.0173 |
| 7/22/2016 | | | | | 0.017 | | | | |
| 7/25/2016 | | 0.17 | | 0.25 | | | | | |
| 7/26/2016 | 0.044 | | | | | 0.0023 (J) | 0.11 | 0.0068 | |
| 7/27/2016 | | | 0.03 | | | | | | 0.016 |
| 9/15/2016 | | | | | 0.017 | 0.0026 | 0.16 | | |
| 9/16/2016 | | | 0.017 | | | | | | 0.016 |
| 9/19/2016 | 0.043 | 0.18 | | 0.33 | | | | | |
| 9/20/2016 | | | | | | | | 0.007 | |
| 11/16/2016 | 0.053 | 0.18 | | 0.29 | 0.018 | | | | |
| 11/17/2016 | | | 0.028 | | | 0.0027 | 0.27 | 0.0072 | 0.017 |

# Time Series

Constituent: Barium (mg/L) Analysis Run 3/31/2026 4:41 AM

Plant Wansley Client: Southern Company Data: Wansley Landfill

| | GWC-8 | GWC-9 | GWC-10 | GWC-11 | GWC-12 | GWC-13 | GWC-14 | GWC-15 | GWC-16 |
|---|---|---|---|---|---|---|---|---|---|
| 1/26/2017 | 0.043 | | | | | | | | |
| 1/31/2017 | | 0.1 | | 0.19 | 0.022 | 0.0029 | | | |
| 2/1/2017 | | | 0.023 | | | | 0.088 | 0.009 | 0.018 |
| 3/23/2017 | 0.053 | 0.12 | | 0.24 | 0.019 | 0.0032 | 0.11 | 0.011 | |
| 3/24/2017 | | | 0.012 | | | | | | 0.017 |
| 5/2/2017 | | 0.11 | | 0.34 | | | | | |
| 5/3/2017 | 0.047 | | 0.024 | | 0.02 | 0.0028 | 0.1 | 0.0092 | 0.017 |
| 8/4/2017 | | | | | | 0.0032 | | 0.01 | |
| 8/7/2017 | 0.048 | 0.17 | | 0.4 | 0.021 | | 0.23 | | 0.017 |
| 8/8/2017 | | | 0.014 | | | | | | |
| 1/24/2018 | 0.038 | 0.14 | | 0.27 | 0.022 | | | | |
| 1/25/2018 | | | 0.025 | | | 0.0037 | 0.1 | 0.01 | 0.016 |
| 6/20/2018 | | | | 0.31 | | 0.0035 | 0.25 | 0.011 | 0.017 |
| 6/21/2018 | 0.058 | 0.16 | 0.023 | | | | | | |
| 6/26/2018 | | | | | 0.021 | | | | |
| 1/22/2019 | 0.04 | 0.11 | | | | 0.0029 | 0.15 | 0.012 | |
| 1/24/2019 | | | | 0.09 | | | | | |
| 1/25/2019 | | | | | 0.024 | | | | 0.019 |
| 1/31/2019 | | | 0.025 | | | | | | |
| 6/25/2019 | 0.06 | 0.18 | | | | 0.0069 (J) | 0.16 | 0.0096 (J) | 0.018 |
| 6/26/2019 | | | 0.02 | 0.26 | 0.02 | | | | |
| 9/10/2019 | 0.066 | | | | | | | | |
| 9/11/2019 | | | | | 0.022 | | | | 0.02 |
| 9/12/2019 | | | | | | 0.0054 (J) | 0.32 | | |
| 9/16/2019 | | 0.18 | | 0.35 | | | | | |
| 9/17/2019 | | | 0.026 | | | | | 0.0072 (J) | |
| 3/12/2020 | 0.031 | | | | | 0.0026 (J) | | | |
| 3/16/2020 | | 0.079 | | 0.066 | | | | 0.012 | |
| 3/17/2020 | | | 0.025 | | | | 0.23 | | 0.019 |
| 3/18/2020 | | | | | 0.023 | | | | |
| 9/10/2020 | | | 0.029 | 0.27 | 0.025 | 0.0041 (J) | 0.24 | 0.0076 (J) | |
| 9/11/2020 | | 0.15 | | | | | | | 0.018 |
| 9/14/2020 | 0.052 | | | | | | | | |
| 3/16/2021 | 0.037 | 0.099 | | | 0.026 | | | | |
| 3/17/2021 | | | | 0.26 | | 0.0039 (J) | 0.26 | | 0.017 |
| 3/18/2021 | | | 0.013 | | | | | 0.011 | |
| 8/19/2021 | | | | | 0.023 | | | | |
| 8/20/2021 | 0.044 | | 0.017 | | | | | | 0.018 |
| 8/23/2021 | | | | 0.23 | | 0.0031 (J) | 0.17 | | |
| 8/24/2021 | | | | | | | | 0.0075 (J) | |
| 8/25/2021 | | 0.14 | | | | | | | |
| 3/2/2022 | 0.037 | | | | | | | | |
| 3/7/2022 | | | | 0.16 | 0.025 | | 0.23 | 0.011 | |
| 3/8/2022 | | | 0.013 | | | 0.0034 (J) | | | 0.018 |
| 3/9/2022 | | 0.094 | | | | | | | |
| 8/11/2022 | 0.037 | | | | | | | | |
| 8/15/2022 | | | | 0.22 | | 0.0042 (J) | | | |
| 8/16/2022 | | 0.16 | 0.011 | | 0.025 | | 0.24 | 0.0076 (J) | 0.018 |
| 2/15/2023 | 0.027 | 0.076 | 0.017 | | 0.029 | | | | |
| 2/17/2023 | | | | | | | 0.17 | | |
| 2/20/2023 | | | | | | | | | 0.018 |
| 2/21/2023 | | | | 0.076 | | 0.0033 (J) | | 0.011 | |

# Time Series

Constituent: Barium (mg/L) Analysis Run 3/31/2026 4:41 AM

Plant Wansley Client: Southern Company Data: Wansley Landfill

| | GWC-8 | GWC-9 | GWC-10 | GWC-11 | GWC-12 | GWC-13 | GWC-14 | GWC-15 | GWC-16 |
|---|---|---|---|---|---|---|---|---|---|
| 8/9/2023 | 0.041 | 0.15 | | | | | | | |
| 8/10/2023 | | | 0.017 | | | | | | |
| 8/14/2023 | | | | 0.19 | 0.025 | | 0.14 | 0.0079 (J) | 0.018 |
| 8/16/2023 | | | | | | 0.0041 (J) | | | |
| 2/14/2024 | | | | 0.16 | | | | | |
| 2/19/2024 | | 0.072 | | | | 0.0078 (J) | 0.23 | | |
| 2/20/2024 | | | 0.018 | | 0.027 | | | | |
| 2/21/2024 | 0.029 | | | | | | | 0.0095 (J) | 0.02 |
| 7/30/2024 | 0.036 | | | | | | | | |
| 7/31/2024 | | 0.11 | 0.02 | | | | | | |
| 8/5/2024 | | | | | | 0.0033 (J) | | | 0.019 |
| 8/6/2024 | | | | 0.21 | 0.028 | | 0.23 | 0.0077 (J) | |
| 2/11/2025 | | | | | | | | | 0.022 |
| 2/13/2025 | 0.036 | | | | | | | | |
| 2/17/2025 | | | | | 0.03 | | 0.15 | | |
| 2/18/2025 | | 0.07 | | 0.2 | | 0.0038 (J) | | 0.01 | |
| 2/19/2025 | | | 0.026 | | | | | | |
| 8/13/2025 | 0.042 | 0.12 | | | | | | | |
| 8/15/2025 | | | | | | | | | 0.021 |
| 8/18/2025 | | | | 0.26 | 0.03 | | | 0.0091 (J) | |
| 8/19/2025 | | | 0.02 | | | 0.0032 (J) | 0.24 | | |
| 1/20/2026 | | | | | | | 0.2 | | |
| 1/21/2026 | | | 0.022 | 0.15 | 0.026 | 0.0029 (J) | | 0.007 (J) | 0.019 |
| 1/22/2026 | 0.032 | 0.07 | | | | | | | |

# Time Series

Constituent: Barium (mg/L) Analysis Run 3/31/2026 4:41 AM

Plant Wansley Client: Southern Company Data: Wansley Landfill

| | GWC-17 | GWC-18 | GWC-19 | GWC-20 | GWC-21 | GWC-22 | GWC-23 | GWC-24 | GWC-25 |
|---|---|---|---|---|---|---|---|---|---|
| 8/30/2011 | 0.021 | 0.033 | 0.037 | | | | | | |
| 8/31/2011 | | | | 0.038 | 0.015 | | | | |
| 9/15/2011 | | | | | | 0.025 | | | |
| 9/16/2011 | | | | | | | 0.011 | | |
| 9/17/2011 | | | | | | | | | 0.016 |
| 10/26/2011 | 0.014 | 0.028 | 0.037 | | | | | | |
| 10/27/2011 | | | | 0.034 | 0.01 | | | | |
| 10/29/2011 | | | | | | 0.024 | 0.0075 | | |
| 10/31/2011 | | | | | | | | | 0.013 |
| 12/3/2011 | 0.015 | 0.03 | 0.037 | | | | | | |
| 12/4/2011 | | | | 0.033 | 0.011 | | | | |
| 12/13/2011 | | | | | | 0.027 | 0.011 | | |
| 12/14/2011 | | | | | | | | | 0.018 |
| 1/25/2012 | 0.014 | | | | | 0.029 | | | |
| 1/31/2012 | | | | | | | 0.009 | | |
| 2/7/2012 | | | | | | | | | 0.033 |
| 2/8/2012 | | | 0.048 | 0.037 | 0.013 | | | | |
| 2/9/2012 | | 0.029 | | | | | | | |
| 7/11/2012 | 0.015 | 0.03 | 0.035 | 0.035 | | | | | |
| 7/17/2012 | | | | | 0.013 | | | | 0.025 |
| 7/18/2012 | | | | | | 0.027 | 0.0076 | | |
| 1/8/2013 | 0.017 | 0.036 | 0.059 | 0.034 | | | | | |
| 1/9/2013 | | | | | 0.013 | | | | |
| 1/22/2013 | | | | | | 0.029 | 0.0078 | | |
| 7/16/2013 | 0.013 | 0.034 | 0.069 | 0.034 | 0.023 | 0.025 | | | |
| 7/23/2013 | | | | | | | 0.0075 | | |
| 7/24/2013 | | | | | | | | | 0.043 |
| 1/14/2014 | 0.015 | 0.037 | | | | | | | |
| 1/21/2014 | | | 0.075 | 0.035 | 0.026 | 0.027 | | | |
| 1/22/2014 | | | | | | | 0.004 | | |
| 1/23/2014 | | | | | | | | | 0.025 |
| 6/24/2014 | | 0.032 | 0.066 | 0.034 | 0.027 | | | | |
| 6/25/2014 | 0.016 | | | | | 0.025 | | | |
| 7/1/2014 | | | | | | | 0.0066 | | |
| 7/8/2014 | | | | | | | | 0.022 | 0.046 |
| 1/13/2015 | | 0.034 | 0.076 | 0.031 | 0.024 | | | | |
| 1/14/2015 | 0.017 | | | | | 0.025 | | | |
| 1/21/2015 | | | | | | | | | 0.023 |
| 1/22/2015 | | | | | | | 0.0067 | | |
| 7/23/2015 | | 0.03 | 0.05 | 0.036 | 0.024 | 0.025 | | | |
| 7/28/2015 | 0.016 | | | | | | | | |
| 7/29/2015 | | | | | | | 0.0064 | | |
| 7/30/2015 | | | | | | | | | 0.022 |
| 7/31/2015 | | | | | | | | 0.02 | |
| 1/20/2016 | | | | | | | | 0.026 | |
| 1/21/2016 | | | | | | | 0.0055 | | 0.028 |
| 1/26/2016 | | | | | 0.026 | 0.023 | | | |
| 1/27/2016 | 0.016 | 0.032 | 0.092 | 0.03 | | | | | |
| 3/28/2016 | | | | | | | | | 0.0383 |
| 3/29/2016 | | | | | | | 0.0114 | | |
| 3/30/2016 | 0.0178 | 0.0349 | 0.0986 | 0.0344 | 0.0293 | | | 0.00874 (J) | |
| 3/31/2016 | | | | | | 0.0249 | | | |

# Time Series

Constituent: Barium (mg/L) Analysis Run 3/31/2026 4:41 AM

Plant Wansley Client: Southern Company Data: Wansley Landfill

| | GWC-17 | GWC-18 | GWC-19 | GWC-20 | GWC-21 | GWC-22 | GWC-23 | GWC-24 | GWC-25 |
|---|---|---|---|---|---|---|---|---|---|
| 5/25/2016 | 0.0169 | | | | | | 0.00579 (J) | 0.00545 (J) | 0.0439 |
| 5/26/2016 | | 0.0323 | 0.0687 | 0.0336 | 0.0237 | 0.0235 | | | |
| 7/25/2016 | | 0.031 | 0.047 | 0.03 | | | | | |
| 7/26/2016 | | | | | 0.016 | 0.021 | | | |
| 7/27/2016 | 0.016 | | | | | | 0.0043 | 0.0047 | 0.037 |
| 9/16/2016 | | | | | | | | 0.018 | |
| 9/19/2016 | 0.016 | 0.028 | 0.039 | | | | | | 0.041 |
| 9/20/2016 | | | | 0.035 | 0.014 | 0.026 | 0.0056 | | |
| 11/15/2016 | | | | | | | | | 0.033 |
| 11/17/2016 | 0.017 | 0.033 | 0.046 | 0.034 | 0.012 | 0.025 | | | |
| 11/18/2016 | | | | | | | 0.0043 | 0.022 | |
| 1/24/2017 | | | | | | | | | 0.04 |
| 2/1/2017 | 0.017 | 0.037 | | | | | | | |
| 2/2/2017 | | | 0.085 | 0.035 | 0.014 | | | | |
| 2/3/2017 | | | | | | 0.027 | 0.005 | 0.02 | |
| 3/23/2017 | | | | | | | | | 0.032 |
| 3/24/2017 | 0.016 | 0.037 | 0.079 | | | | | | |
| 3/28/2017 | | | | 0.031 | 0.021 | 0.024 | 0.0041 | | |
| 3/29/2017 | | | | | | | | 0.02 | |
| 5/2/2017 | | | | | | | | | 0.041 |
| 5/3/2017 | 0.016 | 0.034 | 0.1 | | | 0.025 | | | |
| 5/4/2017 | | | | 0.035 | 0.02 | | 0.0063 | 0.023 | |
| 8/3/2017 | | | | | | | | | 0.012 |
| 8/7/2017 | 0.017 | 0.035 | 0.06 | 0.033 | 0.027 | | | | |
| 8/8/2017 | | | | | | 0.025 | 0.006 | 0.026 | |
| 1/25/2018 | 0.015 | 0.033 | 0.094 | | | 0.027 | 0.0048 | 0.021 | 0.036 |
| 1/26/2018 | | | | 0.038 | 0.032 | | | | |
| 6/20/2018 | | | | | 0.033 | 0.026 | 0.0047 | | |
| 6/21/2018 | | 0.033 | 0.09 | 0.031 | | | | | |
| 6/26/2018 | 0.017 | | | | | | | | |
| 6/27/2018 | | | | | | | | 0.011 | 0.036 |
| 1/24/2019 | 0.016 | | | | 0.046 | 0.026 | | | 0.03 |
| 1/25/2019 | | | | | | | 0.0069 | | |
| 1/28/2019 | | 0.037 | 0.12 | 0.033 | | | | | |
| 1/31/2019 | | | | | | | | 0.011 | |
| 6/25/2019 | 0.017 | | | 0.034 | 0.046 | 0.026 | | | 0.032 |
| 6/26/2019 | | | 0.077 | | | | 0.0041 (J) | 0.0093 (J) | |
| 6/27/2019 | | 0.035 | | | | | | | |
| 9/10/2019 | | | | | | 0.027 | | | |
| 9/11/2019 | 0.018 | 0.04 | | 0.035 | 0.028 | | | 0.02 | 0.056 |
| 9/12/2019 | | | 0.058 | | | | 0.0053 (J) | | |
| 3/12/2020 | | | | | | | | 0.0082 (J) | 0.03 |
| 3/17/2020 | 0.017 | 0.039 | | | | | | | |
| 3/18/2020 | | | 0.13 | 0.031 | 0.056 | 0.025 | 0.0055 (J) | | |
| 9/10/2020 | | | | | | 0.024 | 0.0059 (J) | | |
| 9/14/2020 | 0.016 | 0.041 | | | | | | | 0.04 |
| 9/15/2020 | | | 0.067 | 0.035 | 0.045 | | | 0.011 | |
| 3/15/2021 | | | | | | 0.025 | | | |
| 3/16/2021 | 0.015 | 0.038 | | 0.032 | 0.061 | | | | |
| 3/17/2021 | | | 0.12 | | | | | | 0.029 |
| 3/18/2021 | | | | | | | 0.005 (J) | 0.0099 (J) | |
| 8/19/2021 | | | | | 0.062 | 0.024 | | 0.013 | 0.03 |

# Time Series

Constituent: Barium (mg/L) Analysis Run 3/31/2026 4:41 AM

Plant Wansley Client: Southern Company Data: Wansley Landfill

| | GWC-17 | GWC-18 | GWC-19 | GWC-20 | GWC-21 | GWC-22 | GWC-23 | GWC-24 | GWC-25 |
|---|---|---|---|---|---|---|---|---|---|
| 8/20/2021 | 0.016 | | | | | | | | |
| 8/23/2021 | | | | | | | 0.0053 (J) | | |
| 8/24/2021 | | 0.04 | 0.07 | 0.032 | | | | | |
| 3/7/2022 | | | | 0.032 | 0.063 | | | | |
| 3/8/2022 | 0.016 | 0.04 | 0.12 | | | 0.026 | | | 0.023 |
| 3/9/2022 | | | | | | | 0.0041 (J) | | |
| 3/10/2022 | | | | | | | | 0.0095 (J) | |
| 8/10/2022 | | | | | | | | | 0.031 |
| 8/11/2022 | 0.017 | 0.036 | 0.054 | | | | | | |
| 8/16/2022 | | | | 0.031 | 0.042 | | 0.0049 (J) | | |
| 8/17/2022 | | | | | | 0.022 | | | |
| 8/18/2022 | | | | | | | | 0.014 | |
| 2/14/2023 | | | | | | 0.024 | | | |
| 2/16/2023 | | | | | | | | 0.013 | |
| 2/20/2023 | 0.025 | 0.043 | | | | | | | |
| 2/21/2023 | | | 0.15 | | 0.052 | | 0.005 (J) | | 0.026 |
| 2/22/2023 | | | | 0.032 | | | | | |
| 8/9/2023 | | 0.045 | 0.062 | 0.035 | 0.052 | | | | |
| 8/10/2023 | 0.019 | | | | | | | | |
| 8/14/2023 | | | | | | 0.024 | | | |
| 8/15/2023 | | | | | | | 0.0047 (J) | | 0.034 |
| 8/16/2023 | | | | | | | | 0.011 | |
| 2/14/2024 | | | | | | 0.027 | | | |
| 2/19/2024 | | | | | 0.049 | | 0.0047 (J) | | |
| 2/20/2024 | 0.027 | | | 0.037 | | | | | |
| 2/21/2024 | | 0.045 | 0.15 | | | | | | 0.026 |
| 2/22/2024 | | | | | | | | 0.022 | |
| 7/30/2024 | | | | | 0.043 | | 0.0052 (J) | | |
| 8/1/2024 | | | | | | | | | 0.031 |
| 8/2/2024 | | | | 0.039 | | | | | |
| 8/6/2024 | | | 0.064 | | | 0.025 | | 0.022 | |
| 8/7/2024 | 0.023 | 0.046 | | | | | | | |
| 2/11/2025 | | | | | 0.052 | 0.026 | 0.0053 (J) | | |
| 2/13/2025 | 0.022 | 0.045 | | | | | | | |
| 2/14/2025 | | | 0.12 | 0.04 | | | | 0.025 | 0.024 |
| 8/12/2025 | | | | 0.034 | 0.047 | 0.025 | 0.0048 (J) | | |
| 8/13/2025 | 0.023 | 0.048 | 0.073 | | | | | | 0.029 |
| 8/14/2025 | | | | | | | | 0.0094 (J) | |
| 1/20/2026 | | | | | 0.054 | 0.028 | | | |
| 1/21/2026 | 0.019 | 0.045 | 0.13 | 0.042 | | | | 0.022 | 0.022 |
| 1/22/2026 | | | | | | | 0.0051 (J) | | |

# Time Series

Constituent: Barium (mg/L) Analysis Run 3/31/2026 4:41 AM

Plant Wansley Client: Southern Company Data: Wansley Landfill

| | GWC-26 | GWC-27 | GWC-30 | GWC-31 | GWC-32 | GWC-33 | GWC-34 | GWC-35 |
|---|---|---|---|---|---|---|---|---|
| 9/15/2011 | | | 0.0074 | | 0.0043 | | | |
| 9/16/2011 | | | | | | 0.0049 | 0.01 | 0.019 |
| 9/17/2011 | 0.038 | 0.02 | | 0.01 | | | | |
| 10/28/2011 | | | 0.0074 | | | | | |
| 10/29/2011 | 0.036 | 0.015 | | | | | | |
| 10/30/2011 | | | | | | 0.0085 | | |
| 10/31/2011 | | | | 0.0068 | 0.0035 | | 0.0089 | 0.018 |
| 12/12/2011 | | | | | | | 0.011 | 0.02 |
| 12/13/2011 | | | 0.0075 | | 0.0036 | 0.0073 | | |
| 12/14/2011 | 0.035 | 0.016 | | | | | | |
| 1/25/2012 | | 0.016 | | | | | | |
| 2/1/2012 | | | | | 0.0037 | 0.0077 | 0.011 | 0.02 |
| 2/7/2012 | 0.04 | | | 0.0016 | | | | |
| 2/8/2012 | | | 0.0075 | | | | | |
| 7/16/2012 | | | | | | | 0.011 | 0.02 |
| 7/17/2012 | 0.033 | 0.0057 | | | 0.0038 | 0.012 | | |
| 7/18/2012 | | | 0.0068 | | | | | |
| 1/22/2013 | | | | | | | 0.011 | 0.021 |
| 1/23/2013 | | | | 0.0038 | 0.003 | 0.012 | | |
| 1/24/2013 | 0.034 | 0.0062 | 0.0083 | | | | | |
| 7/2/2013 | | | | | | | | 0.019 |
| 7/17/2013 | | | | | | 0.012 | 0.011 | |
| 7/24/2013 | 0.036 | 0.01 | 0.006 | | 0.0019 | | | |
| 1/21/2014 | | | | | | | | 0.02 |
| 1/23/2014 | 0.031 | 0.013 | 0.0051 | 0.0045 | 0.0012 (J) | 0.0099 | 0.0097 | |
| 6/25/2014 | | | | | | | 0.011 | 0.019 |
| 7/1/2014 | | | 0.0061 | 0.0048 | 0.0014 | | | |
| 7/8/2014 | 0.031 | 0.014 | | | | | | |
| 1/14/2015 | | | | | | | 0.011 | 0.019 |
| 1/20/2015 | | | 0.0061 | | 0.0012 (J) | 0.011 | | |
| 1/21/2015 | 0.031 | 0.015 | | 0.0022 | | | | |
| 7/28/2015 | | | | | | | | 0.019 |
| 7/29/2015 | | | | | | 0.0095 | 0.011 | |
| 7/30/2015 | | 0.0092 | 0.0059 | | 0.0011 (J) | | | |
| 7/31/2015 | 0.017 | | | | | | | |
| 1/19/2016 | | | 0.0075 | | | | | |
| 1/21/2016 | | | | | | | 0.012 | 0.021 |
| 1/22/2016 | | 0.0063 | | | | | | |
| 1/25/2016 | 0.03 | | | 0.002 | 0.001 (J) | 0.009 | | |
| 3/23/2016 | | 0.0107 | 0.00731 (J) | | <0.01 | 0.00902 (J) | | |
| 3/24/2016 | 0.0362 | | | | | | 0.0132 | 0.0206 |
| 3/30/2016 | | | | 0.00491 (J) | | | | |
| 5/20/2016 | | | 0.00703 (J) | | | | | |
| 5/23/2016 | | | | | | | 0.0119 | 0.0221 |
| 5/24/2016 | | 0.00672 (J) | | | <0.01 | 0.00573 (J) | | |
| 5/25/2016 | 0.0348 | | | 0.00502 (J) | | | | |
| 7/21/2016 | | | 0.0067 | | | | 0.011 | 0.019 |
| 7/22/2016 | | | | | 0.0014 (J) | 0.01 | | |
| 7/26/2016 | 0.028 | 0.0085 | | | | | | |
| 7/27/2016 | | | | 0.0033 | | | | |
| 9/15/2016 | | | | | | | 0.012 | 0.02 |
| 9/16/2016 | | | | | 0.0018 (J) | 0.0061 | | |

ND substitution: RL or RL/2 if <15% NDs.

# Time Series

Constituent: Barium (mg/L) Analysis Run 3/31/2026 4:41 AM

Plant Wansley Client: Southern Company Data: Wansley Landfill

| | GWC-26 | GWC-27 | GWC-30 | GWC-31 | GWC-32 | GWC-33 | GWC-34 | GWC-35 |
|---|---|---|---|---|---|---|---|---|
| 9/19/2016 | 0.029 | 0.008 | | | | | | |
| 9/20/2016 | | | 0.007 | | | | | |
| 11/11/2016 | | 0.017 | | | | | | |
| 11/14/2016 | 0.036 | | 0.007 | | | | | |
| 11/15/2016 | | | | | 0.0014 (J) | | 0.011 | 0.02 |
| 11/17/2016 | | | | | | 0.014 | | |
| 1/19/2017 | 0.034 | | | | | | | |
| 1/20/2017 | | 0.013 | | | | | | |
| 1/24/2017 | | | 0.0075 | | | | | |
| 1/25/2017 | | | | 0.0051 | | <0.0025 | 0.011 | |
| 1/26/2017 | | | | | 0.003 | | | 0.021 |
| 3/16/2017 | 0.035 | 0.0096 | | | | | | |
| 3/17/2017 | | | 0.0071 | | | | | |
| 3/22/2017 | | | | | | | 0.01 | 0.019 |
| 3/23/2017 | | | | 0.0024 (J) | | 0.0096 | | |
| 3/24/2017 | | | | | 0.0021 (J) | | | |
| 4/28/2017 | | 0.0097 | | | | | | |
| 5/1/2017 | 0.03 | | 0.0057 | | | 0.0057 | 0.012 | |
| 5/2/2017 | | | | 0.0026 | 0.0025 | | | 0.02 |
| 7/19/2017 | | | | 0.004 | | | | |
| 8/3/2017 | 0.032 | 0.015 | | | 0.0022 (J) | | 0.031 (O) | 0.02 |
| 8/4/2017 | | | 0.0072 | 0.0033 | | 0.0062 | | |
| 1/19/2018 | | 0.013 | | | | | | |
| 1/22/2018 | 0.031 | | | | | | | |
| 1/23/2018 | | | | 0.0025 | 0.0027 | 0.0047 | 0.011 | 0.019 |
| 1/24/2018 | | | 0.0084 | | | | | |
| 6/19/2018 | | | | | | | | 0.02 |
| 6/20/2018 | | | | | | | 0.012 | |
| 6/21/2018 | | | 0.011 | | | | | |
| 6/26/2018 | | | | | 0.0014 (J) | 0.0067 | | |
| 6/27/2018 | 0.033 | 0.015 | | 0.0016 (J) | | | | |
| 1/21/2019 | | | | | | | | 0.022 |
| 1/24/2019 | 0.036 | 0.009 | | | | | | |
| 1/28/2019 | | | | | | | 0.013 | |
| 1/30/2019 | | | 0.013 | | 0.0017 (J) | 0.021 | | |
| 1/31/2019 | | | | 0.0016 (J) | | | | |
| 6/25/2019 | 0.038 | | | | | | | |
| 6/26/2019 | | 0.017 | | <0.01 | | 0.0057 (J) | 0.011 | 0.021 |
| 6/27/2019 | | | 0.0071 (J) | | <0.01 | | | |
| 9/10/2019 | | | 0.0098 (J) | | | | | |
| 9/11/2019 | | | | 0.0055 (J) | | | 0.014 | |
| 9/12/2019 | 0.039 | 0.012 | | | 0.002 (J) | 0.009 (J) | | 0.02 |
| 3/11/2020 | | | 0.0081 (J) | | | | 0.012 | 0.02 |
| 3/12/2020 | | 0.008 (J) | | | | 0.0067 (J) | | |
| 3/13/2020 | 0.035 | | | | | | | |
| 3/17/2020 | | | | 0.002 (J) | | | | |
| 3/18/2020 | | | | | <0.01 | | | |
| 9/9/2020 | | 0.015 | | | | | | |
| 9/10/2020 | | | 0.0076 (J) | | | | | |
| 9/11/2020 | | | | 0.002 (J) | | | 0.013 | 0.021 |
| 9/15/2020 | 0.037 | | | | <0.01 | | | |
| 9/16/2020 | | | | | | 0.007 (J) | | |

ND substitution: RL or RL/2 if <15% NDs.

# Time Series

Constituent: Barium (mg/L) Analysis Run 3/31/2026 4:41 AM

Plant Wansley Client: Southern Company Data: Wansley Landfill

| | GWC-26 | GWC-27 | GWC-30 | GWC-31 | GWC-32 | GWC-33 | GWC-34 | GWC-35 |
|---|---|---|---|---|---|---|---|---|
| 3/16/2021 | | | | 0.0022 (J) | | | 0.012 | 0.02 |
| 3/17/2021 | 0.035 | | | | 0.0031 (J) | | | |
| 3/18/2021 | | 0.016 | 0.0083 (J) | | | 0.006 (J) | | |
| 8/18/2021 | | | | | | | | 0.023 |
| 8/19/2021 | 0.036 | | | | | | | |
| 8/23/2021 | | 0.01 | 0.0076 (J) | | | | | |
| 8/24/2021 | | | | | <0.01 | 0.01 | 0.012 | |
| 8/25/2021 | | | | 0.0029 (J) | | | | |
| 3/2/2022 | | | 0.0072 (J) | | | | 0.012 | 0.022 |
| 3/8/2022 | | 0.015 | | | | | | |
| 3/9/2022 | 0.037 | | | | <0.01 | 0.006 (J) | | |
| 3/10/2022 | | | | <0.01 | | | | |
| 8/10/2022 | 0.037 | 0.017 | 0.0076 (J) | | 0.0011 (J) | | 0.013 | |
| 8/15/2022 | | | | | | 0.0042 (J) | | 0.027 |
| 8/16/2022 | | | | 0.0013 (J) | | | | |
| 2/14/2023 | | | 0.0069 (J) | | | | | |
| 2/15/2023 | | | | | <0.01 | | | |
| 2/20/2023 | | 0.0098 (J) | | | | 0.0056 (J) | 0.015 | 0.031 |
| 2/21/2023 | 0.037 | | | | | | | |
| 2/22/2023 | | | | 0.003 (J) | | | | |
| 8/15/2023 | | 0.014 | | | <0.01 | 0.0062 (J) | | |
| 8/16/2023 | 0.035 | | 0.007 (J) | 0.0044 (J) | | | 0.014 | 0.033 |
| 2/20/2024 | 0.038 | 0.013 | | | <0.01 | 0.0057 (J) | | |
| 2/21/2024 | | | 0.0089 (J) | 0.0013 (J) | | | | |
| 2/22/2024 | | | | | | | 0.016 | 0.046 |
| 7/30/2024 | | 0.016 | | | | | | |
| 7/31/2024 | | | | | | 0.0064 (J) | | |
| 8/2/2024 | 0.041 | | | 0.0036 (J) | | | | |
| 8/5/2024 | | | 0.0075 (J) | | | | 0.014 | 0.063 |
| 8/6/2024 | | | | | 0.00094 (J) | | | |
| 2/11/2025 | | 0.014 | | | | | | |
| 2/13/2025 | 0.036 | | 0.0074 (J) | | | | 0.013 | |
| 2/18/2025 | | | | 0.0023 (J) | | | | 0.065 |
| 2/19/2025 | | | | | 0.0012 (J) | 0.0067 (J) | | |
| 8/13/2025 | 0.041 | 0.014 | | | | | | |
| 8/14/2025 | | | 0.008 (J) | | 0.00086 (J) | | 0.013 | 0.064 |
| 8/15/2025 | | | | 0.0015 (J) | | | | |
| 8/19/2025 | | | | | | 0.0043 (J) | | |
| 1/21/2026 | | 0.013 | 0.009 (J) | | 0.0007 (J) | | | |
| 1/22/2026 | 0.039 | | | | | 0.0043 (J) | 0.013 | 0.054 |
| 2/11/2026 | | | | 0.0026 (J) | | | | |

ND substitution: RL or RL/2 if <15% NDs.

# Time Series

Constituent: Beryllium (mg/L) Analysis Run 3/31/2026 4:41 AM

Plant Wansley Client: Southern Company Data: Wansley Landfill

| | GWA-1 (bg) | GWA-2 (bg) | GWA-3 (bg) | GWA-4 (bg) | GWA-28 (bg) | GWA-29 (bg) | GWC-5 | GWC-6 | GWC-7 |
|---|---|---|---|---|---|---|---|---|---|
| 8/31/2011 | | | <0.001 | <0.001 | | | <0.001 | <0.001 | |
| 9/7/2011 | | | | | | | | | <0.001 |
| 9/16/2011 | <0.001 | | | | <0.0025 | | | | |
| 9/17/2011 | | <0.001 | | | | <0.0013 | | | |
| 10/27/2011 | <0.001 | <0.001 | | <0.001 | | | <0.001 | | |
| 10/28/2011 | | | | | <0.0025 | <0.0013 | | | |
| 10/30/2011 | | | | | | | | <0.001 | <0.001 |
| 12/5/2011 | | | | | | | <0.001 | <0.001 | <0.001 |
| 12/12/2011 | | | | | <0.0025 | 0.0015 | | | |
| 12/13/2011 | <0.001 | | | | | | | | |
| 12/14/2011 | | <0.001 | | <0.001 | | | | | |
| 1/25/2012 | | | | | <0.0025 | | <0.001 | <0.001 | <0.001 |
| 1/31/2012 | <0.001 | | | | | 0.0016 | | | |
| 2/1/2012 | | | | <0.001 | | | | | |
| 2/7/2012 | | <0.001 | | | | | | | |
| 7/16/2012 | | | | | <0.0025 | | | | |
| 7/17/2012 | | | | | | 0.002 | | | |
| 7/18/2012 | <0.001 | | | | | | <0.001 | | <0.001 |
| 7/23/2012 | | <0.001 | | <0.001 | | | | | |
| 7/24/2012 | | | | | | | | <0.001 | |
| 1/7/2013 | | | | | | | | | <0.001 |
| 1/8/2013 | | | | | | | | <0.001 | |
| 1/9/2013 | | | | | | | <0.001 | | |
| 1/23/2013 | | <0.001 | | <0.001 | | | | | |
| 1/24/2013 | <0.001 | | | | <0.0025 | 0.0025 | | | |
| 7/9/2013 | | | | | | | | <0.001 | <0.001 |
| 7/17/2013 | <0.001 | | | <0.001 | | | <0.001 | | |
| 7/23/2013 | | | | | <0.0025 | | | | |
| 7/24/2013 | | <0.001 | | | | 0.0027 | | | |
| 1/14/2014 | | | | | | | | | <0.001 |
| 1/15/2014 | | | | <0.001 | | | <0.001 | <0.001 | |
| 1/21/2014 | <0.001 | | | | | | | | |
| 1/22/2014 | | <0.001 | | | 0.00034 (J) | 0.002 | | | |
| 6/24/2014 | | | | | | | | | <0.001 |
| 6/25/2014 | <0.001 | | <0.001 | <0.001 | | | <0.001 | <0.001 | |
| 7/1/2014 | | <0.001 | | | 0.00039 (J) | | | | |
| 7/8/2014 | | | | | | 0.0024 | | | |
| 1/13/2015 | | | | | | | <0.001 | | |
| 1/14/2015 | <0.001 | | | <0.001 | | | | | |
| 1/20/2015 | | | | | | | | <0.001 | <0.001 |
| 1/21/2015 | | | | | 0.0005 (J) | 0.0026 | | | |
| 1/22/2015 | | 0.00011 (J) | | | | | | | |
| 7/21/2015 | <0.001 | | <0.001 | <0.001 | 0.00042 (J) | | | | |
| 7/22/2015 | | <0.001 | | | | 0.0024 | | | |
| 7/24/2015 | | | | | | | <0.001 | <0.001 | |
| 7/27/2015 | | | | | | | | | <0.001 |
| 1/19/2016 | | | | | | 0.0024 | | | |
| 1/20/2016 | | 0.00012 (J) | | <0.001 | | | <0.001 | 7.8E-05 (J) | |
| 1/21/2016 | 7.5E-05 (J) | | | | | | | | |
| 1/22/2016 | | | | | 0.00044 (J) | | | | |
| 1/26/2016 | | | | | | | | | <0.001 |
| 3/22/2016 | | | | | <0.0025 | 0.00194 (J) | | | |

ND substitution: RL or RL/2 if <15% NDs.

# Time Series

Constituent: Beryllium (mg/L) Analysis Run 3/31/2026 4:41 AM

Plant Wansley Client: Southern Company Data: Wansley Landfill

| | GWA-1 (bg) | GWA-2 (bg) | GWA-3 (bg) | GWA-4 (bg) | GWA-28 (bg) | GWA-29 (bg) | GWC-5 | GWC-6 | GWC-7 |
|---|---|---|---|---|---|---|---|---|---|
| 3/23/2016 | <0.001 | <0.001 | | <0.001 | | | | | |
| 3/28/2016 | | | | | | | <0.001 | <0.001 | |
| 3/29/2016 | | | | | | | | | <0.001 |
| 3/31/2016 | | | <0.001 | | | | | | |
| 5/19/2016 | | | | <0.001 | | 0.00188 (J) | | | |
| 5/20/2016 | <0.001 | | | | | | | | |
| 5/23/2016 | | | | | <0.0025 | | <0.001 | | |
| 5/24/2016 | | <0.001 | | | | | | <0.001 | <0.001 |
| 5/25/2016 | | | <0.001 | | | | | | |
| 7/21/2016 | <0.001 | | | <0.001 | | 0.0021 (J) | <0.001 | <0.001 | |
| 7/22/2016 | | | | | | | | | <0.001 |
| 7/25/2016 | | | | | 0.00037 (J) | | | | |
| 7/26/2016 | | <0.001 | | | | | | | |
| 7/27/2016 | | | <0.001 | | | | | | |
| 9/14/2016 | | | | <0.001 | | | | | |
| 9/15/2016 | <0.001 | | | | 0.00039 (J) | | <0.001 | <0.001 | <0.001 |
| 9/16/2016 | | <0.001 | | | | | | | |
| 11/9/2016 | | | | | 0.00041 (J) | | | | |
| 11/10/2016 | | <0.001 | | <0.001 | | | | | |
| 11/11/2016 | <0.001 | | | | | | | | |
| 11/15/2016 | | | | | | | <0.001 | | |
| 11/16/2016 | | | | | | | | <0.001 | <0.001 |
| 1/17/2017 | | | | <0.001 | 0.0004 (J) | 0.0024 (J) | | | |
| 1/19/2017 | <0.001 | <0.001 | | | | | | | |
| 1/26/2017 | | | | | | | <0.001 | <0.001 | <0.001 |
| 3/15/2017 | | | | | | 0.002 (J) | | | |
| 3/16/2017 | <0.001 | | | <0.001 | <0.0025 | | | | |
| 3/17/2017 | | <0.001 | | | | | | | |
| 3/22/2017 | | | | | | | <0.001 | <0.001 | <0.001 |
| 4/27/2017 | | | | <0.001 | 0.00042 (J) | 0.0019 (J) | | | |
| 4/28/2017 | <0.001 | <0.001 | | | | | | | |
| 5/2/2017 | | | | | | | <0.001 | <0.001 | <0.001 |
| 7/18/2017 | | | | | | 0.0018 (J) | | | |
| 8/1/2017 | | | <0.001 | | 0.0004 (J) | 0.0019 (J) | | | |
| 8/2/2017 | | <0.001 | | <0.001 | | | | | |
| 8/3/2017 | <0.001 | | | | | | <0.001 | <0.001 | |
| 8/4/2017 | | | | | | | | | <0.001 |
| 10/3/2017 | | | <0.001 | | | | | | |
| 1/19/2018 | <0.001 | <0.001 | | | 0.00045 (J) | 0.0018 (J) | | | |
| 1/22/2018 | | | | <0.001 | | | | | |
| 1/23/2018 | | | | | | | <0.001 | <0.001 | <0.001 |
| 6/19/2018 | <0.001 | <0.001 | | <0.001 | 0.00038 (J) | 0.0021 (J) | | | |
| 6/20/2018 | | | <0.001 | | | | | | |
| 6/25/2018 | | | | | | | <0.001 | <0.001 | <0.001 |
| 1/17/2019 | 7.4E-05 (J) | <0.001 | | <0.001 | | | | | |
| 1/18/2019 | | | <0.001 | | | 0.0021 (J) | | | |
| 1/21/2019 | | | | | 0.00041 (J) | | | | <0.001 |
| 1/30/2019 | | | | | | | <0.001 | <0.001 | |
| 6/24/2019 | 0.00029 (J) | 0.00023 (J) | | <0.001 | | | | | |
| 6/25/2019 | | | <0.001 | | 0.00039 (J) | 0.0023 | | | <0.001 |
| 6/26/2019 | | | | | | | <0.001 | <0.001 | |
| 9/9/2019 | 0.00019 (J) | | | | | | | | |

ND substitution: RL or RL/2 if <15% NDs.

# Time Series

Constituent: Beryllium (mg/L) Analysis Run 3/31/2026 4:41 AM

Plant Wansley Client: Southern Company Data: Wansley Landfill

| | GWA-1 (bg) | GWA-2 (bg) | GWA-3 (bg) | GWA-4 (bg) | GWA-28 (bg) | GWA-29 (bg) | GWC-5 | GWC-6 | GWC-7 |
|---|---|---|---|---|---|---|---|---|---|
| 9/10/2019 | | <0.001 | | <0.001 | 0.00049 (J) | 0.0023 | | | <0.001 |
| 9/11/2019 | | | 0.0003 (J) | | | | | | |
| 9/12/2019 | | | | | | | <0.001 | <0.001 | |
| 3/10/2020 | 0.00019 (J) | <0.001 | <0.001 | <0.001 | 0.00051 (J) | 0.002 (J) | | | |
| 3/12/2020 | | | | | | | | | <0.001 |
| 3/16/2020 | | | | | | | <0.001 | <0.001 | |
| 9/9/2020 | <0.001 | | <0.001 | <0.001 | 0.0003 (J) | 0.0017 (J) | <0.001 | | |
| 9/10/2020 | | <0.001 | | | | | | | |
| 9/11/2020 | | | | | | | | <0.001 | |
| 9/14/2020 | | | | | | | | | <0.001 |
| 3/15/2021 | <0.001 | <0.001 | <0.001 | <0.001 | 0.00046 (J) | 0.002 (J) | | | |
| 3/16/2021 | | | | | | | | | <0.001 |
| 3/17/2021 | | | | | | | <0.001 | <0.001 | |
| 8/16/2021 | <0.001 | | | | 0.00041 (J) | | | | |
| 8/18/2021 | | <0.001 | <0.001 | <0.001 | | 0.0021 (J) | | <0.001 | |
| 8/19/2021 | | | | | | | <0.001 | | <0.001 |
| 2/28/2022 | <0.001 | | | | | | | | |
| 3/1/2022 | | <0.001 | <0.001 | <0.001 | 0.00042 (J) | | | | |
| 3/2/2022 | | | | | | 0.002 (J) | <0.001 | <0.001 | <0.001 |
| 8/9/2022 | <0.001 | <0.001 | <0.001 | <0.001 | 0.00045 (J) | 0.0021 (J) | | | |
| 8/11/2022 | | | | | | | <0.001 | <0.001 | <0.001 |
| 2/13/2023 | | | | | | 0.002 (J) | | | |
| 2/14/2023 | <0.001 | <0.001 | <0.001 | <0.001 | 0.00044 (J) | | | | |
| 2/20/2023 | | | | | | | <0.001 | <0.001 | |
| 2/21/2023 | | | | | | | | | <0.001 |
| 8/8/2023 | | | <0.001 | | | 0.0017 (J) | | | |
| 8/9/2023 | <0.001 | <0.001 | | <0.001 | 0.00043 (J) | | | | <0.001 |
| 8/14/2023 | | | | | | | <0.001 | <0.001 | |
| 2/13/2024 | <0.001 | | | | | | | | |
| 2/14/2024 | | <0.001 | | <0.001 | 0.00045 (J) | 0.0018 (J) | <0.001 | <0.001 | |
| 2/21/2024 | | | | | | | | | <0.001 |
| 7/29/2024 | | | | <0.001 | 0.00052 (J) | | | | |
| 7/30/2024 | <0.001 | <0.001 | | | | 0.002 (J) | | | |
| 7/31/2024 | | | <0.001 | | | | <0.001 | | |
| 8/1/2024 | | | | | | | | <0.001 | <0.001 |
| 2/10/2025 | | | | <0.001 | 0.00043 (J) | | | | |
| 2/11/2025 | <0.001 | <0.001 | | | | 0.0018 (J) | | | |
| 2/13/2025 | | | | | | | | | <0.001 |
| 2/14/2025 | | | | | | | <0.001 | | |
| 2/18/2025 | | | | | | | | <0.001 | |
| 8/12/2025 | <0.001 | <0.001 | | <0.001 | 0.00017 (J) | 0.001 | | | |
| 8/13/2025 | | | <0.001 | | | | | | |
| 8/15/2025 | | | | | | | | <0.001 | |
| 8/18/2025 | | | | | | | 0.00015 (J) | | <0.001 |
| 1/20/2026 | <0.001 | <0.001 | | <0.001 | 0.00025 (J) | 0.0016 | | <0.001 | |
| 1/21/2026 | | | <0.001 | | | | <0.001 | | |
| 1/22/2026 | | | | | | | | | <0.001 |

ND substitution: RL or RL/2 if <15% NDs.

# Time Series

Constituent: Beryllium (mg/L) Analysis Run 3/31/2026 4:41 AM

Plant Wansley Client: Southern Company Data: Wansley Landfill

| | GWC-8 | GWC-9 | GWC-10 | GWC-11 | GWC-12 | GWC-13 | GWC-14 | GWC-15 | GWC-16 |
|---|---|---|---|---|---|---|---|---|---|
| 8/30/2011 | | | | | | | | | <0.001 |
| 9/7/2011 | <0.001 | <0.001 | | | | | | | |
| 9/13/2011 | | | | <0.001 | <0.001 | <0.001 | <0.0025 | | |
| 9/16/2011 | | | | | | | | <0.001 | |
| 10/26/2011 | | | | | | | | | <0.001 |
| 10/27/2011 | | | | | | | <0.0025 | <0.001 | |
| 10/28/2011 | | | | <0.001 | <0.001 | <0.001 | | | |
| 10/30/2011 | <0.001 | <0.001 | | | | | | | |
| 12/3/2011 | | | | | | | <0.0025 | <0.001 | <0.001 |
| 12/4/2011 | | <0.001 | | <0.001 | <0.001 | <0.001 | | | |
| 12/5/2011 | <0.001 | | | | | | | | |
| 1/19/2012 | <0.001 | <0.001 | | | | | | | |
| 1/24/2012 | | | | | <0.001 | <0.001 | <0.0025 | | |
| 1/25/2012 | | | | | | | | | <0.001 |
| 2/9/2012 | | | | <0.001 | | | | <0.001 | |
| 7/11/2012 | | | | | <0.001 | <0.001 | <0.0025 | <0.001 | <0.001 |
| 7/18/2012 | <0.001 | <0.001 | | <0.001 | | | | | |
| 1/7/2013 | <0.001 | | | | | | | | |
| 1/8/2013 | | <0.001 | | <0.001 | <0.001 | <0.001 | <0.0025 | <0.001 | <0.001 |
| 7/2/2013 | | | | | | | | <0.001 | <0.001 |
| 7/9/2013 | <0.001 | <0.001 | | <0.001 | | | | | |
| 7/10/2013 | | | | | <0.001 | <0.001 | <0.0025 | | |
| 1/14/2014 | <0.001 | 0.00012 (J) | | | | | | | <0.001 |
| 1/15/2014 | | | | <0.001 | | | | | |
| 1/21/2014 | | | | | <0.001 | <0.001 | 0.00012 (J) | <0.001 | |
| 6/24/2014 | <0.001 | 0.00014 (J) | | | | | | <0.001 | |
| 6/25/2014 | | | | 8.3E-05 (J) | | | | | <0.001 |
| 7/1/2014 | | | | | <0.001 | <0.001 | <0.0025 | | |
| 1/13/2015 | | | | | | | | | <0.001 |
| 1/14/2015 | | | | | | | 0.00015 (J) | <0.001 | |
| 1/20/2015 | <0.001 | 0.00014 (J) | | | | | | | |
| 1/21/2015 | | | | <0.001 | <0.001 | <0.001 | | | |
| 7/22/2015 | | | | | | | 0.00023 (J) | <0.001 | <0.001 |
| 7/27/2015 | <0.001 | 0.00012 (J) | | | | | | | |
| 7/28/2015 | | | | <0.001 | <0.001 | <0.001 | | | |
| 1/25/2016 | | | <0.001 | | | | | | |
| 1/26/2016 | <0.001 | <0.001 | | <0.001 | <0.001 | | | | |
| 1/27/2016 | | | | | | <0.001 | 0.00011 (J) | <0.001 | <0.001 |
| 3/29/2016 | <0.001 | <0.001 | | <0.001 | <0.001 | <0.001 | | | |
| 3/30/2016 | | | <0.001 | | | | <0.0025 | <0.001 | <0.001 |
| 5/24/2016 | <0.001 | <0.001 | | | | | | | |
| 5/25/2016 | | | <0.001 | <0.001 | <0.001 | <0.001 | <0.0025 | <0.001 | <0.001 |
| 7/22/2016 | | | | | <0.001 | | | | |
| 7/25/2016 | | <0.001 | | <0.001 | | | | | |
| 7/26/2016 | <0.001 | | | | | <0.001 | <0.0025 | <0.001 | |
| 7/27/2016 | | | <0.001 | | | | | | <0.001 |
| 9/15/2016 | | | | | <0.001 | <0.001 | 0.00044 (J) | | |
| 9/16/2016 | | | <0.001 | | | | | | <0.001 |
| 9/19/2016 | <0.001 | <0.001 | | <0.001 | | | | | |
| 9/20/2016 | | | | | | | | <0.001 | |
| 11/16/2016 | <0.001 | <0.001 | | <0.001 | <0.001 | | | | |
| 11/17/2016 | | | <0.001 | | | <0.001 | 0.00055 (J) | <0.001 | <0.001 |

ND substitution: RL or RL/2 if <15% NDs.

# Time Series

Constituent: Beryllium (mg/L) Analysis Run 3/31/2026 4:41 AM

Plant Wansley Client: Southern Company Data: Wansley Landfill

| | GWC-8 | GWC-9 | GWC-10 | GWC-11 | GWC-12 | GWC-13 | GWC-14 | GWC-15 | GWC-16 |
|---|---|---|---|---|---|---|---|---|---|
| 1/26/2017 | <0.001 | | | | | | | | |
| 1/31/2017 | | <0.001 | | <0.001 | <0.001 | <0.001 | | | |
| 2/1/2017 | | | <0.001 | | | | <0.0025 | <0.001 | <0.001 |
| 3/23/2017 | <0.001 | <0.001 | | <0.001 | <0.001 | <0.001 | <0.0025 | <0.001 | |
| 3/24/2017 | | | <0.001 | | | | | | <0.001 |
| 5/2/2017 | | <0.001 | | <0.001 | | | | | |
| 5/3/2017 | <0.001 | | <0.001 | | <0.001 | <0.001 | <0.0025 | <0.001 | <0.001 |
| 8/4/2017 | | | | | | <0.001 | | <0.001 | |
| 8/7/2017 | <0.001 | <0.001 | | <0.001 | <0.001 | | 0.00059 (J) | | <0.001 |
| 8/8/2017 | | | <0.001 | | | | | | |
| 1/24/2018 | <0.001 | <0.001 | | <0.001 | <0.001 | | | | |
| 1/25/2018 | | | <0.001 | | | <0.001 | <0.0025 | <0.001 | <0.001 |
| 6/20/2018 | | | | <0.001 | | <0.001 | 0.00064 (J) | <0.001 | <0.001 |
| 6/21/2018 | <0.001 | <0.001 | <0.001 | | | | | | |
| 6/26/2018 | | | | | <0.001 | | | | |
| 1/22/2019 | 5.8E-05 (J) | 7.9E-05 (J) | | | | <0.001 | 0.0004 (J) | <0.001 | |
| 1/24/2019 | | | | 0.00015 (J) | | | | | |
| 1/25/2019 | | | | | <0.001 | | | | 7.2E-05 (J) |
| 1/31/2019 | | | <0.001 | | | | | | |
| 6/25/2019 | <0.001 | <0.001 | | | | <0.001 | 0.00041 (J) | <0.001 | <0.001 |
| 6/26/2019 | | | <0.001 | <0.001 | <0.001 | | | | |
| 9/10/2019 | <0.001 | | | | | | | | |
| 9/11/2019 | | | | | 0.00024 (J) | | | | 0.00024 (J) |
| 9/12/2019 | | | | | | <0.001 | 0.00092 (J) | | |
| 9/16/2019 | | <0.001 | | <0.001 | | | | | |
| 9/17/2019 | | | <0.001 | | | | | <0.001 | |
| 3/12/2020 | 0.00061 (J) | | | | | <0.001 | | | |
| 3/16/2020 | | 0.00041 (J) | | 0.00039 (J) | | | | <0.001 | |
| 3/17/2020 | | | <0.001 | | | | 0.00059 (J) | | <0.001 |
| 3/18/2020 | | | | | 0.00029 (J) | | | | |
| 9/10/2020 | | | <0.001 | <0.001 | <0.001 | <0.001 | 0.00064 (J) | 0.00022 (J) | |
| 9/11/2020 | | <0.001 | | | | | | | <0.001 |
| 9/14/2020 | <0.001 | | | | | | | | |
| 3/16/2021 | <0.001 | <0.001 | | | <0.001 | | | | |
| 3/17/2021 | | | | <0.001 | | <0.001 | 0.00074 (J) | | <0.001 |
| 3/18/2021 | | | <0.001 | | | | | <0.001 | |
| 8/19/2021 | | | | | <0.001 | | | | |
| 8/20/2021 | <0.001 | | <0.001 | | | | | | <0.001 |
| 8/23/2021 | | | | <0.001 | | <0.001 | 0.00026 (J) | | |
| 8/24/2021 | | | | | | | | <0.001 | |
| 8/25/2021 | | <0.001 | | | | | | | |
| 3/2/2022 | <0.001 | | | | | | | | |
| 3/7/2022 | | | | <0.001 | <0.001 | | 0.00051 (J) | <0.001 | |
| 3/8/2022 | | | <0.001 | | | <0.001 | | | <0.001 |
| 3/9/2022 | | <0.001 | | | | | | | |
| 8/11/2022 | <0.001 | | | | | | | | |
| 8/15/2022 | | | | <0.001 | | <0.001 | | | |
| 8/16/2022 | | 0.00035 (J) | <0.001 | | <0.001 | | 0.0006 (J) | <0.001 | <0.001 |
| 2/15/2023 | <0.001 | <0.001 | <0.001 | | <0.001 | | | | |
| 2/17/2023 | | | | | | | 0.0003 (J) | | |
| 2/20/2023 | | | | | | | | | <0.001 |
| 2/21/2023 | | | | <0.001 | | <0.001 | | <0.001 | |

ND substitution: RL or RL/2 if <15% NDs.

# Time Series

Constituent: Beryllium (mg/L) Analysis Run 3/31/2026 4:41 AM

Plant Wansley Client: Southern Company Data: Wansley Landfill

| | GWC-8 | GWC-9 | GWC-10 | GWC-11 | GWC-12 | GWC-13 | GWC-14 | GWC-15 | GWC-16 |
|---|---|---|---|---|---|---|---|---|---|
| 8/9/2023 | <0.001 | 0.00023 (J) | | | | | | | |
| 8/10/2023 | | | <0.001 | | | | | | |
| 8/14/2023 | | | | <0.001 | <0.001 | | <0.0025 | <0.001 | <0.001 |
| 8/16/2023 | | | | | | <0.001 | | | |
| 2/14/2024 | | | | <0.001 | | | | | |
| 2/19/2024 | | 0.00024 (J) | | | | <0.001 | 0.00034 (J) | | |
| 2/20/2024 | | | <0.001 | | <0.001 | | | | |
| 2/21/2024 | <0.001 | | | | | | | <0.001 | <0.001 |
| 7/30/2024 | <0.001 | | | | | | | | |
| 7/31/2024 | | 0.00041 (J) | <0.001 | | | | | | |
| 8/5/2024 | | | | | | <0.001 | | | <0.001 |
| 8/6/2024 | | | | <0.001 | <0.001 | | 0.00056 (J) | <0.001 | |
| 2/11/2025 | | | | | | | | | <0.001 |
| 2/13/2025 | <0.001 | | | | | | | | |
| 2/17/2025 | | | | | <0.001 | | 0.00021 (J) | | |
| 2/18/2025 | | 0.00048 (J) | | 0.00041 (J) | | <0.001 | | <0.001 | |
| 2/19/2025 | | | 0.00025 (J) | | | | | | |
| 8/13/2025 | <0.001 | <0.001 | | | | | | | |
| 8/15/2025 | | | | | | | | | <0.001 |
| 8/18/2025 | | | | <0.001 | 0.00097 (J) | | | 0.00097 (J) | |
| 8/19/2025 | | | <0.001 | | | 0.00095 (J) | 0.00061 (J) | | |
| 1/20/2026 | | | | | | | 0.00015 (J) | | |
| 1/21/2026 | | | <0.001 | <0.001 | <0.001 | <0.001 | | <0.001 | <0.001 |
| 1/22/2026 | <0.001 | <0.001 | | | | | | | |

ND substitution: RL or RL/2 if <15% NDs.

# Time Series

Constituent: Beryllium (mg/L) Analysis Run 3/31/2026 4:41 AM

Plant Wansley Client: Southern Company Data: Wansley Landfill

| | GWC-17 | GWC-18 | GWC-19 | GWC-20 | GWC-21 | GWC-22 | GWC-23 | GWC-24 | GWC-25 |
|---|---|---|---|---|---|---|---|---|---|
| 8/30/2011 | <0.001 | <0.001 | <0.001 | | | | | | |
| 8/31/2011 | | | | <0.001 | <0.001 | | | | |
| 9/15/2011 | | | | | | <0.001 | | | |
| 9/16/2011 | | | | | | | <0.001 | | |
| 9/17/2011 | | | | | | | | | <0.001 |
| 10/26/2011 | <0.001 | <0.001 | <0.001 | | | | | | |
| 10/27/2011 | | | | <0.001 | <0.001 | | | | |
| 10/29/2011 | | | | | | <0.001 | <0.001 | | |
| 10/31/2011 | | | | | | | | | <0.001 |
| 12/3/2011 | <0.001 | <0.001 | <0.001 | | | | | | |
| 12/4/2011 | | | | <0.001 | <0.001 | | | | |
| 12/13/2011 | | | | | | <0.001 | <0.001 | | |
| 12/14/2011 | | | | | | | | | <0.001 |
| 1/25/2012 | <0.001 | | | | | <0.001 | | | |
| 1/31/2012 | | | | | | | <0.001 | | |
| 2/7/2012 | | | | | | | | | <0.001 |
| 2/8/2012 | | | <0.001 | <0.001 | <0.001 | | | | |
| 2/9/2012 | | <0.001 | | | | | | | |
| 7/11/2012 | <0.001 | <0.001 | <0.001 | <0.001 | | | | | |
| 7/17/2012 | | | | | <0.001 | | | | <0.001 |
| 7/18/2012 | | | | | | <0.001 | <0.001 | | |
| 1/8/2013 | <0.001 | <0.001 | <0.001 | <0.001 | | | | | |
| 1/9/2013 | | | | | <0.001 | | | | |
| 1/22/2013 | | | | | | <0.001 | <0.001 | | |
| 7/16/2013 | <0.001 | <0.001 | <0.001 | <0.001 | <0.001 | <0.001 | | | |
| 7/23/2013 | | | | | | | <0.001 | | |
| 7/24/2013 | | | | | | | | | <0.001 |
| 1/14/2014 | <0.001 | <0.001 | | | | | | | |
| 1/21/2014 | | | <0.001 | <0.001 | <0.001 | <0.001 | | | |
| 1/22/2014 | | | | | | | <0.001 | | |
| 1/23/2014 | | | | | | | | | <0.001 |
| 6/24/2014 | | <0.001 | <0.001 | <0.001 | <0.001 | | | | |
| 6/25/2014 | <0.001 | | | | | <0.001 | | | |
| 7/1/2014 | | | | | | | <0.001 | | |
| 7/8/2014 | | | | | | | | 8.3E-05 (J) | <0.001 |
| 1/13/2015 | | <0.001 | <0.001 | <0.001 | <0.001 | | | | |
| 1/14/2015 | <0.001 | | | | | <0.001 | | | |
| 1/21/2015 | | | | | | | | | <0.001 |
| 1/22/2015 | | | | | | | <0.001 | | |
| 7/23/2015 | | <0.001 | <0.001 | <0.001 | <0.001 | <0.001 | | | |
| 7/28/2015 | <0.001 | | | | | | | | |
| 7/29/2015 | | | | | | | 8E-05 (J) | | |
| 7/30/2015 | | | | | | | | | <0.001 |
| 7/31/2015 | | | | | | | | 0.00012 (J) | |
| 1/20/2016 | | | | | | | | 9.3E-05 (J) | |
| 1/21/2016 | | | | | | | <0.001 | | <0.001 |
| 1/26/2016 | | | | | <0.001 | <0.001 | | | |
| 1/27/2016 | <0.001 | <0.001 | <0.001 | <0.001 | | | | | |
| 3/28/2016 | | | | | | | | | <0.001 |
| 3/29/2016 | | | | | | | <0.001 | | |
| 3/30/2016 | <0.001 | <0.001 | <0.001 | <0.001 | <0.001 | | | <0.001 | |
| 3/31/2016 | | | | | | <0.001 | | | |

ND substitution: RL or RL/2 if <15% NDs.

# Time Series

Constituent: Beryllium (mg/L) Analysis Run 3/31/2026 4:41 AM

Plant Wansley Client: Southern Company Data: Wansley Landfill

| | GWC-17 | GWC-18 | GWC-19 | GWC-20 | GWC-21 | GWC-22 | GWC-23 | GWC-24 | GWC-25 |
|---|---|---|---|---|---|---|---|---|---|
| 5/25/2016 | <0.001 | | | | | | <0.001 | <0.001 | <0.001 |
| 5/26/2016 | | <0.001 | <0.001 | <0.001 | <0.001 | <0.001 | | | |
| 7/25/2016 | | <0.001 | <0.001 | <0.001 | | | | | |
| 7/26/2016 | | | | | <0.001 | <0.001 | | | |
| 7/27/2016 | <0.001 | | | | | | <0.001 | <0.001 | <0.001 |
| 9/16/2016 | | | | | | | | <0.001 | |
| 9/19/2016 | <0.001 | <0.001 | <0.001 | | | | | | <0.001 |
| 9/20/2016 | | | | <0.001 | <0.001 | <0.001 | <0.001 | | |
| 11/15/2016 | | | | | | | | | <0.001 |
| 11/17/2016 | <0.001 | <0.001 | <0.001 | <0.001 | <0.001 | <0.001 | | | |
| 11/18/2016 | | | | | | | <0.001 | <0.001 | |
| 1/24/2017 | | | | | | | | | <0.001 |
| 2/1/2017 | <0.001 | <0.001 | | | | | | | |
| 2/2/2017 | | | <0.001 | <0.001 | <0.001 | | | | |
| 2/3/2017 | | | | | | <0.001 | <0.001 | <0.001 | |
| 3/23/2017 | | | | | | | | | <0.001 |
| 3/24/2017 | <0.001 | <0.001 | <0.001 | | | | | | |
| 3/28/2017 | | | | <0.001 | <0.001 | <0.001 | <0.001 | | |
| 3/29/2017 | | | | | | | | <0.001 | |
| 5/2/2017 | | | | | | | | | <0.001 |
| 5/3/2017 | <0.001 | <0.001 | <0.001 | | | <0.001 | | | |
| 5/4/2017 | | | | <0.001 | <0.001 | | <0.001 | <0.001 | |
| 8/3/2017 | | | | | | | | | <0.001 |
| 8/7/2017 | <0.001 | <0.001 | <0.001 | <0.001 | <0.001 | | | | |
| 8/8/2017 | | | | | | <0.001 | <0.001 | <0.001 | |
| 1/25/2018 | <0.001 | <0.001 | <0.001 | | | <0.001 | <0.001 | <0.001 | <0.001 |
| 1/26/2018 | | | | <0.001 | <0.001 | | | | |
| 6/20/2018 | | | | | <0.001 | <0.001 | <0.001 | | |
| 6/21/2018 | | <0.001 | <0.001 | <0.001 | | | | | |
| 6/26/2018 | <0.001 | | | | | | | | |
| 6/27/2018 | | | | | | | | <0.001 | <0.001 |
| 1/24/2019 | <0.001 | | | | 7.9E-05 (J) | <0.001 | | | 6.7E-05 (J) |
| 1/25/2019 | | | | | | | <0.001 | | |
| 1/28/2019 | | <0.001 | 0.00011 (J) | <0.001 | | | | | |
| 1/31/2019 | | | | | | | | <0.001 | |
| 6/25/2019 | <0.001 | | | <0.001 | <0.001 | 0.00017 (J) | | | <0.001 |
| 6/26/2019 | | | <0.001 | | | | <0.001 | 0.00017 (J) | |
| 6/27/2019 | | <0.001 | | | | | | | |
| 9/10/2019 | | | | | | <0.001 | | | |
| 9/11/2019 | 0.00018 (J) | 0.00019 (J) | | <0.001 | 0.0002 (J) | | | <0.001 | 0.00019 (J) |
| 9/12/2019 | | | <0.001 | | | | <0.001 | | |
| 3/12/2020 | | | | | | | | 0.0002 (J) | <0.001 |
| 3/17/2020 | <0.001 | <0.001 | | | | | | | |
| 3/18/2020 | | | <0.001 | <0.001 | <0.001 | 0.00038 (J) | <0.001 | | |
| 9/10/2020 | | | | | | <0.001 | <0.001 | | |
| 9/14/2020 | <0.001 | <0.001 | | | | | | | <0.001 |
| 9/15/2020 | | | <0.001 | <0.001 | <0.001 | | | <0.001 | |
| 3/15/2021 | | | | | | 0.0002 (J) | | | |
| 3/16/2021 | <0.001 | <0.001 | | 0.00041 (J) | <0.001 | | | | |
| 3/17/2021 | | | 0.00046 (J) | | | | | | <0.001 |
| 3/18/2021 | | | | | | | 0.00052 (J) | 0.00024 (J) | |
| 8/19/2021 | | | | | <0.001 | <0.001 | | <0.001 | <0.001 |

ND substitution: RL or RL/2 if <15% NDs.

# Time Series

Constituent: Beryllium (mg/L) Analysis Run 3/31/2026 4:41 AM

Plant Wansley Client: Southern Company Data: Wansley Landfill

| | GWC-17 | GWC-18 | GWC-19 | GWC-20 | GWC-21 | GWC-22 | GWC-23 | GWC-24 | GWC-25 |
|---|---|---|---|---|---|---|---|---|---|
| 8/20/2021 | <0.001 | | | | | | | | |
| 8/23/2021 | | | | | | | <0.001 | | |
| 8/24/2021 | | <0.001 | <0.001 | <0.001 | | | | | |
| 3/7/2022 | | | | <0.001 | <0.001 | | | | |
| 3/8/2022 | <0.001 | <0.001 | <0.001 | | | <0.001 | | | <0.001 |
| 3/9/2022 | | | | | | | <0.001 | | |
| 3/10/2022 | | | | | | | | <0.001 | |
| 8/10/2022 | | | | | | | | | <0.001 |
| 8/11/2022 | <0.001 | <0.001 | <0.001 | | | | | | |
| 8/16/2022 | | | | <0.001 | <0.001 | | <0.001 | | |
| 8/17/2022 | | | | | | <0.001 | | | |
| 8/18/2022 | | | | | | | | <0.001 | |
| 2/14/2023 | | | | | | <0.001 | | | |
| 2/16/2023 | | | | | | | | <0.001 | |
| 2/20/2023 | <0.001 | <0.001 | | | | | | | |
| 2/21/2023 | | | 0.0002 (J) | | <0.001 | | <0.001 | | <0.001 |
| 2/22/2023 | | | | <0.001 | | | | | |
| 8/9/2023 | | <0.001 | <0.001 | <0.001 | <0.001 | | | | |
| 8/10/2023 | <0.001 | | | | | | | | |
| 8/14/2023 | | | | | | <0.001 | | | |
| 8/15/2023 | | | | | | | <0.001 | | <0.001 |
| 8/16/2023 | | | | | | | | <0.001 | |
| 2/14/2024 | | | | | | <0.001 | | | |
| 2/19/2024 | | | | | <0.001 | | <0.001 | | |
| 2/20/2024 | <0.001 | | | <0.001 | | | | | |
| 2/21/2024 | | <0.001 | 0.0002 (J) | | | | | | <0.001 |
| 2/22/2024 | | | | | | | | <0.001 | |
| 7/30/2024 | | | | | <0.001 | | <0.001 | | |
| 8/1/2024 | | | | | | | | | <0.001 |
| 8/2/2024 | | | | <0.001 | | | | | |
| 8/6/2024 | | | <0.001 | | | <0.001 | | <0.001 | |
| 8/7/2024 | <0.001 | <0.001 | | | | | | | |
| 2/11/2025 | | | | | <0.001 | <0.001 | <0.001 | | |
| 2/13/2025 | <0.001 | <0.001 | | | | | | | |
| 2/14/2025 | | | <0.001 | <0.001 | | | | <0.001 | <0.001 |
| 8/12/2025 | | | | <0.001 | <0.001 | <0.001 | <0.001 | | |
| 8/13/2025 | <0.001 | <0.001 | <0.001 | | | | | | <0.001 |
| 8/14/2025 | | | | | | | | <0.001 | |
| 1/20/2026 | | | | | <0.001 | <0.001 | | | |
| 1/21/2026 | <0.001 | <0.001 | <0.001 | <0.001 | | | | <0.001 | <0.001 |
| 1/22/2026 | | | | | | | <0.001 | | |

ND substitution: RL or RL/2 if <15% NDs.

# Time Series

Constituent: Beryllium (mg/L) Analysis Run 3/31/2026 4:41 AM

Plant Wansley Client: Southern Company Data: Wansley Landfill

| | GWC-26 | GWC-27 | GWC-30 | GWC-31 | GWC-32 | GWC-33 | GWC-34 | GWC-35 |
|---|---|---|---|---|---|---|---|---|
| 9/15/2011 | | | <0.001 | | <0.0013 | | | |
| 9/16/2011 | | | | | | <0.001 | <0.001 | <0.001 |
| 9/17/2011 | <0.001 | 0.0066 | | <0.003 | | | | |
| 10/28/2011 | | | <0.001 | | | | | |
| 10/29/2011 | <0.001 | 0.0055 | | | | | | |
| 10/30/2011 | | | | | | <0.001 | | |
| 10/31/2011 | | | | <0.003 | <0.0013 | | <0.001 | <0.001 |
| 12/12/2011 | | | | | | | <0.001 | <0.001 |
| 12/13/2011 | | | <0.001 | | <0.0013 | <0.001 | | |
| 12/14/2011 | <0.001 | 0.0058 | | | | | | |
| 1/25/2012 | | 0.006 | | | | | | |
| 2/1/2012 | | | | | <0.0013 | <0.001 | <0.001 | <0.001 |
| 2/7/2012 | <0.001 | | | <0.003 | | | | |
| 2/8/2012 | | | <0.001 | | | | | |
| 7/16/2012 | | | | | | | <0.001 | <0.001 |
| 7/17/2012 | <0.001 | <0.003 | | | <0.0013 | <0.001 | | |
| 7/18/2012 | | | <0.001 | | | | | |
| 1/22/2013 | | | | | | | <0.001 | <0.001 |
| 1/23/2013 | | | | <0.003 | <0.0013 | <0.001 | | |
| 1/24/2013 | <0.001 | <0.003 | <0.001 | | | | | |
| 7/2/2013 | | | | | | | | <0.001 |
| 7/17/2013 | | | | | | <0.001 | <0.001 | |
| 7/24/2013 | <0.001 | 0.0027 | <0.001 | | <0.0013 | | | |
| 1/21/2014 | | | | | | | | <0.001 |
| 1/23/2014 | <0.001 | 0.0047 | <0.001 | 0.00099 (J) | 0.00068 (J) | 0.00054 (J) | <0.001 | |
| 6/25/2014 | | | | | | | <0.001 | <0.001 |
| 7/1/2014 | | | <0.001 | 0.0011 (J) | 0.00062 (J) | | | |
| 7/8/2014 | <0.001 | 0.005 | | | | | | |
| 1/14/2015 | | | | | | | <0.001 | <0.001 |
| 1/20/2015 | | | <0.001 | | 0.00066 (J) | 0.00091 (J) | | |
| 1/21/2015 | <0.001 | 0.0053 | | 0.00082 (J) | | | | |
| 7/28/2015 | | | | | | | | 8.5E-05 (J) |
| 7/29/2015 | | | | | | 0.0011 (J) | 0.00011 (J) | |
| 7/30/2015 | | 0.0013 | <0.001 | | 0.001 (J) | | | |
| 7/31/2015 | <0.001 | | | | | | | |
| 1/19/2016 | | | 9E-05 (J) | | | | | |
| 1/21/2016 | | | | | | | 0.00012 (J) | 8.5E-05 (J) |
| 1/22/2016 | | 0.00038 (J) | | | | | | |
| 1/25/2016 | <0.001 | | | 0.00061 (J) | 0.00066 (J) | 0.00075 (J) | | |
| 3/23/2016 | | 0.00229 (J) | <0.001 | | 0.000735 (J) | 0.000892 (J) | | |
| 3/24/2016 | <0.001 | | | | | | <0.001 | <0.001 |
| 3/30/2016 | | | | <0.003 | | | | |
| 5/20/2016 | | | <0.001 | | | | | |
| 5/23/2016 | | | | | | | <0.001 | <0.001 |
| 5/24/2016 | | <0.003 | | | 0.00134 (J) | 0.00065 (J) | | |
| 5/25/2016 | <0.001 | | | <0.003 | | | | |
| 7/21/2016 | | | <0.001 | | | | <0.001 | <0.001 |
| 7/22/2016 | | | | | 0.0012 (J) | 0.0011 (J) | | |
| 7/26/2016 | <0.001 | 0.0015 (J) | | | | | | |
| 7/27/2016 | | | | 0.00076 (J) | | | | |
| 9/15/2016 | | | | | | | <0.001 | <0.001 |
| 9/16/2016 | | | | | 0.0015 (J) | 0.001 (J) | | |

ND substitution: RL or RL/2 if <15% NDs.

# Time Series

Constituent: Beryllium (mg/L) Analysis Run 3/31/2026 4:41 AM

Plant Wansley Client: Southern Company Data: Wansley Landfill

| | GWC-26 | GWC-27 | GWC-30 | GWC-31 | GWC-32 | GWC-33 | GWC-34 | GWC-35 |
|---|---|---|---|---|---|---|---|---|
| 9/19/2016 | <0.001 | 0.0013 (J) | | | | | | |
| 9/20/2016 | | | <0.001 | | | | | |
| 11/11/2016 | | 0.0057 | | | | | | |
| 11/14/2016 | <0.001 | | <0.001 | | | | | |
| 11/15/2016 | | | | | 0.0015 (J) | | <0.001 | <0.001 |
| 11/17/2016 | | | | | | 0.00046 (J) | | |
| 1/19/2017 | <0.001 | | | | | | | |
| 1/20/2017 | | 0.003 | | | | | | |
| 1/24/2017 | | | <0.001 | | | | | |
| 1/25/2017 | | | | 0.00064 (J) | | <0.001 | <0.001 | |
| 1/26/2017 | | | | | 0.001 (J) | | | <0.001 |
| 3/16/2017 | <0.001 | 0.0018 (J) | | | | | | |
| 3/17/2017 | | | <0.001 | | | | | |
| 3/22/2017 | | | | | | | <0.001 | <0.001 |
| 3/23/2017 | | | | 0.00067 (J) | | 0.00077 (J) | | |
| 3/24/2017 | | | | | 0.0016 (J) | | | |
| 4/28/2017 | | 0.00075 (J) | | | | | | |
| 5/1/2017 | <0.001 | | <0.001 | | | 0.00062 (J) | <0.001 | |
| 5/2/2017 | | | | 0.00077 (J) | 0.0012 (J) | | | <0.001 |
| 7/19/2017 | | | | 0.00083 (J) | | | | |
| 8/3/2017 | <0.001 | 0.005 | | | 0.0018 (J) | | <0.001 | <0.001 |
| 8/4/2017 | | | <0.001 | 0.0011 (J) | | 0.00051 (J) | | |
| 1/19/2018 | | 0.0057 | | | | | | |
| 1/22/2018 | <0.001 | | | | | | | |
| 1/23/2018 | | | | 0.001 (J) | 0.0018 (J) | 0.00034 (J) | <0.001 | <0.001 |
| 1/24/2018 | | | <0.001 | | | | | |
| 6/19/2018 | | | | | | | | <0.001 |
| 6/20/2018 | | | | | | | <0.001 | |
| 6/21/2018 | | | <0.001 | | | | | |
| 6/26/2018 | | | | | 0.0015 (J) | <0.001 | | |
| 6/27/2018 | <0.001 | 0.005 | | 0.00071 (J) | | | | |
| 1/21/2019 | | | | | | | | <0.001 |
| 1/24/2019 | 8.1E-05 (J) | 0.00039 (J) | | | | | | |
| 1/28/2019 | | | | | | | 6.1E-05 (J) | |
| 1/30/2019 | | | <0.001 | | 0.0016 (J) | 0.00036 (J) | | |
| 1/31/2019 | | | | 0.00057 (J) | | | | |
| 6/25/2019 | <0.001 | | | | | | | |
| 6/26/2019 | | 0.0056 | | 0.00084 (J) | | 0.00027 (J) | 0.00032 (J) | 0.00022 (J) |
| 6/27/2019 | | | <0.001 | | 0.0017 | | | |
| 9/10/2019 | | | <0.001 | | | | | |
| 9/11/2019 | | | | 0.00092 (J) | | | <0.001 | |
| 9/12/2019 | <0.001 | 0.0012 | | | 0.0019 | 0.00044 (J) | | <0.001 |
| 1/14/2020 | | | | | 0.0015 | | | |
| 3/11/2020 | | | <0.001 | | | | <0.001 | <0.001 |
| 3/12/2020 | | 0.00038 (J) | | | | 0.00049 (J) | | |
| 3/13/2020 | 0.00019 (J) | | | | | | | |
| 3/17/2020 | | | | 0.0004 (J) | | | | |
| 3/18/2020 | | | | | 0.0014 (J) | | | |
| 9/9/2020 | | 0.0034 | | | | | | |
| 9/10/2020 | | | <0.001 | | | | | |
| 9/11/2020 | | | | 0.00068 (J) | | | <0.001 | 0.00024 (J) |
| 9/15/2020 | <0.001 | | | | 0.0018 (J) | | | |

ND substitution: RL or RL/2 if <15% NDs.

# Time Series

Constituent: Beryllium (mg/L) Analysis Run 3/31/2026 4:41 AM

Plant Wansley Client: Southern Company Data: Wansley Landfill

| | GWC-26 | GWC-27 | GWC-30 | GWC-31 | GWC-32 | GWC-33 | GWC-34 | GWC-35 |
|---|---|---|---|---|---|---|---|---|
| 9/16/2020 | | | | | | 0.00027 (J) | | |
| 3/16/2021 | | | | 0.0006 (J) | | | <0.001 | <0.001 |
| 3/17/2021 | <0.001 | | | | 0.0013 (J) | | | |
| 3/18/2021 | | 0.0043 | <0.001 | | | 0.0002 (J) | | |
| 8/18/2021 | | | | | | | | <0.001 |
| 8/19/2021 | <0.001 | | | | | | | |
| 8/23/2021 | | 0.0015 (J) | <0.001 | | | | | |
| 8/24/2021 | | | | | 0.0011 (J) | <0.001 | <0.001 | |
| 8/25/2021 | | | | 0.00072 (J) | | | | |
| 3/2/2022 | | | <0.001 | | | | <0.001 | <0.001 |
| 3/8/2022 | | 0.0048 | | | | | | |
| 3/9/2022 | <0.001 | | | | 0.001 (J) | <0.001 | | |
| 3/10/2022 | | | | 0.00074 (J) | | | | |
| 8/10/2022 | <0.001 | 0.0056 | <0.001 | | 0.0016 (J) | | <0.001 | |
| 8/15/2022 | | | | | | 0.00044 (J) | | <0.001 |
| 8/16/2022 | | | | 0.00041 (J) | | | | |
| 2/14/2023 | | | <0.001 | | | | | |
| 2/15/2023 | | | | | 0.0013 (J) | | | |
| 2/20/2023 | | 0.0016 (J) | | | | 0.00044 (J) | <0.001 | <0.001 |
| 2/21/2023 | <0.001 | | | | | | | |
| 2/22/2023 | | | | 0.00091 (J) | | | | |
| 8/15/2023 | | 0.0039 | | | 0.001 (J) | 0.0004 (J) | | |
| 8/16/2023 | <0.001 | | <0.001 | 0.00083 (J) | | | <0.001 | <0.001 |
| 2/20/2024 | <0.001 | 0.0038 | | | 0.0015 (J) | 0.00029 (J) | | |
| 2/21/2024 | | | <0.001 | 0.00029 (J) | | | | |
| 2/22/2024 | | | | | | | <0.001 | <0.001 |
| 7/30/2024 | | 0.0044 | | | | | | |
| 7/31/2024 | | | | | | 0.00028 (J) | | |
| 8/2/2024 | <0.001 | | | 0.00073 (J) | | | | |
| 8/5/2024 | | | <0.001 | | | | <0.001 | <0.001 |
| 8/6/2024 | | | | | 0.0014 (J) | | | |
| 2/11/2025 | | 0.0038 | | | | | | |
| 2/13/2025 | <0.001 | | <0.001 | | | | <0.001 | |
| 2/18/2025 | | | | 0.00068 (J) | | | | <0.001 |
| 2/19/2025 | | | | | 0.0011 (J) | 0.00046 (J) | | |
| 8/13/2025 | <0.001 | 0.0035 | | | | | | |
| 8/14/2025 | | | <0.001 | | 0.00055 (J) | | <0.001 | <0.001 |
| 8/15/2025 | | | | 0.00037 (J) | | | | |
| 8/19/2025 | | | | | | <0.001 | | |
| 1/21/2026 | | 0.0035 | <0.001 | | 0.0012 | | | |
| 1/22/2026 | <0.001 | | | | | 0.00035 (J) | <0.001 | <0.001 |
| 2/11/2026 | | | | 0.0008 (J) | | | | |

ND substitution: RL or RL/2 if <15% NDs.

# Time Series

Constituent: Boron (mg/L) Analysis Run 3/31/2026 4:41 AM

Plant Wansley Client: Southern Company Data: Wansley Landfill

| | GWA-1 (bg) | GWA-2 (bg) | GWA-3 (bg) | GWA-4 (bg) | GWA-28 (bg) | GWA-29 (bg) | GWC-5 | GWC-6 | GWC-7 |
|---|---|---|---|---|---|---|---|---|---|
| 3/22/2016 | | | | | <0.08 | <0.08 | | | |
| 3/23/2016 | <0.08 | <0.08 | | <0.08 | | | | | |
| 3/28/2016 | | | | | | | <0.08 | <0.08 | |
| 3/29/2016 | | | | | | | | | <0.08 |
| 3/31/2016 | | | <0.08 | | | | | | |
| 5/19/2016 | | | | <0.08 | | <0.08 | | | |
| 5/20/2016 | <0.08 | | | | | | | | |
| 5/23/2016 | | | | | <0.08 | | <0.08 | | |
| 5/24/2016 | | <0.08 | | | | | | <0.08 | <0.08 |
| 5/25/2016 | | | <0.08 | | | | | | |
| 7/21/2016 | <0.08 | | | <0.08 | | <0.08 | <0.08 | <0.08 | |
| 7/22/2016 | | | | | | | | | <0.08 |
| 7/25/2016 | | | | | <0.08 | | | | |
| 7/26/2016 | | <0.08 | | | | | | | |
| 7/27/2016 | | | <0.08 | | | | | | |
| 9/14/2016 | | | | <0.08 | | | | | |
| 9/15/2016 | <0.08 | | | | <0.08 | | <0.08 | <0.08 | <0.08 |
| 9/16/2016 | | <0.08 | | | | | | | |
| 11/9/2016 | | | | | <0.08 | | | | |
| 11/10/2016 | | <0.08 | | <0.08 | | | | | |
| 11/11/2016 | <0.08 | | | | | | | | |
| 11/15/2016 | | | | | | | <0.08 | | |
| 11/16/2016 | | | | | | | | <0.08 | <0.08 |
| 1/17/2017 | | | | <0.08 | <0.08 | <0.08 | | | |
| 1/19/2017 | <0.08 | <0.08 | | | | | | | |
| 1/26/2017 | | | | | | | <0.08 | <0.08 | <0.08 |
| 3/15/2017 | | | | | | <0.08 | | | |
| 3/16/2017 | <0.08 | | | <0.08 | <0.08 | | | | |
| 3/17/2017 | | <0.08 | | | | | | | |
| 3/22/2017 | | | | | | | <0.08 | <0.08 | <0.08 |
| 4/27/2017 | | | | <0.08 | <0.08 | <0.08 | | | |
| 4/28/2017 | <0.08 | <0.08 | | | | | | | |
| 5/2/2017 | | | | | | | <0.08 | <0.08 | <0.08 |
| 7/18/2017 | | | | | | 0.027 (J) | | | |
| 8/1/2017 | | | <0.08 | | | <0.08 | | | |
| 10/3/2017 | | <0.08 | <0.08 | <0.08 | <0.08 | <0.08 | <0.08 | <0.08 | <0.08 |
| 10/4/2017 | <0.08 | | | | | | | | |
| 1/19/2018 | <0.08 | <0.08 | | | <0.08 | <0.08 | | | |
| 1/22/2018 | | | | <0.08 | | | | | |
| 1/23/2018 | | | | | | | <0.08 | <0.08 | <0.08 |
| 6/19/2018 | <0.08 | <0.08 | | <0.08 | <0.08 | <0.08 | | | |
| 6/20/2018 | | | <0.08 | | | | | | |
| 6/25/2018 | | | | | | | <0.08 | <0.08 | <0.08 |
| 9/25/2018 | <0.08 | <0.08 | | <0.08 | <0.08 | <0.08 | | <0.08 | |
| 10/2/2018 | | | | | | | | | <0.08 |
| 10/3/2018 | | | | | | | <0.08 | | |
| 1/17/2019 | <0.08 | <0.08 | | <0.08 | | | | | |
| 1/18/2019 | | | <0.08 | | | <0.08 | | | |
| 1/21/2019 | | | | | <0.08 | | | | <0.08 |
| 1/30/2019 | | | | | | | <0.08 | <0.08 | |
| 6/24/2019 | 0.034 (J) | <0.08 | | <0.08 | | | | | |
| 6/25/2019 | | | <0.08 | | <0.08 | <0.08 | | | <0.08 |

ND substitution: RL or RL/2 if <15% NDs.

# Time Series

Constituent: Boron (mg/L) Analysis Run 3/31/2026 4:41 AM

Plant Wansley Client: Southern Company Data: Wansley Landfill

| | GWA-1 (bg) | GWA-2 (bg) | GWA-3 (bg) | GWA-4 (bg) | GWA-28 (bg) | GWA-29 (bg) | GWC-5 | GWC-6 | GWC-7 |
|---|---|---|---|---|---|---|---|---|---|
| 6/26/2019 | | | | | | | 0.045 (J) | 0.044 (J) | |
| 9/9/2019 | <0.08 | | | | | | | | |
| 9/10/2019 | | <0.08 | | <0.08 | <0.08 | <0.08 | | | <0.08 |
| 9/11/2019 | | | <0.08 | | | | | | |
| 9/12/2019 | | | | | | | <0.08 | <0.08 | |
| 3/10/2020 | 0.041 (J) | <0.08 | <0.08 | <0.08 | <0.08 | <0.08 | | | |
| 3/12/2020 | | | | | | | | | <0.08 |
| 3/16/2020 | | | | | | | <0.08 | <0.08 | |
| 9/9/2020 | <0.08 | | <0.08 | <0.08 | <0.08 | <0.08 | <0.08 | | |
| 9/10/2020 | | <0.08 | | | | | | | |
| 9/11/2020 | | | | | | | | <0.08 | |
| 9/14/2020 | | | | | | | | | <0.08 |
| 3/15/2021 | <0.08 | <0.08 | <0.08 | <0.08 | <0.08 | <0.08 | | | |
| 3/16/2021 | | | | | | | | | <0.08 |
| 3/17/2021 | | | | | | | <0.08 | <0.08 | |
| 8/16/2021 | <0.08 | | | | <0.08 | | | | |
| 8/18/2021 | | <0.08 | <0.08 | <0.08 | | <0.08 | | <0.08 | |
| 8/19/2021 | | | | | | | <0.08 | | <0.08 |
| 2/28/2022 | <0.08 | | | | | | | | |
| 3/1/2022 | | <0.08 | <0.08 | <0.08 | <0.08 | | | | |
| 3/2/2022 | | | | | | <0.08 | <0.08 | <0.08 | <0.08 |
| 8/9/2022 | <0.08 | <0.08 | <0.08 | <0.08 | <0.08 | <0.08 | | | |
| 8/11/2022 | | | | | | | <0.08 | <0.08 | <0.08 |
| 2/13/2023 | | | | | | <0.08 | | | |
| 2/14/2023 | <0.08 | <0.08 | <0.08 | <0.08 | <0.08 | | | | |
| 2/20/2023 | | | | | | | <0.08 | 0.022 (J) | |
| 2/21/2023 | | | | | | | | | <0.08 |
| 8/8/2023 | | | <0.08 | | | <0.08 | | | |
| 8/9/2023 | <0.08 | <0.08 | | <0.08 | <0.08 | | | | <0.08 |
| 8/14/2023 | | | | | | | <0.08 | <0.08 | |
| 2/13/2024 | <0.08 | | | | | | | | |
| 2/14/2024 | | <0.08 | | 0.022 (J) | <0.08 | <0.08 | <0.08 | <0.08 | |
| 2/21/2024 | | | | | | | | | 0.035 (J) |
| 7/29/2024 | | | | <0.08 | <0.08 | | | | |
| 7/30/2024 | <0.08 | <0.08 | | | | <0.08 | | | |
| 7/31/2024 | | | <0.08 | | | | <0.08 | | |
| 8/1/2024 | | | | | | | | <0.08 | 0.026 (J) |
| 2/10/2025 | | | | <0.08 | <0.08 | | | | |
| 2/11/2025 | <0.08 | <0.08 | | | | <0.08 | | | |
| 2/13/2025 | | | | | | | | | 0.027 (J) |
| 2/14/2025 | | | | | | | <0.08 | | |
| 2/18/2025 | | | | | | | | <0.08 | |
| 8/12/2025 | <0.08 | <0.08 | | <0.08 | <0.08 | <0.08 | | | |
| 8/13/2025 | | | <0.08 | | | | | | |
| 8/15/2025 | | | | | | | | <0.08 | |
| 8/18/2025 | | | | | | | <0.08 | | <0.08 |
| 1/20/2026 | <0.08 | <0.08 | | <0.08 | <0.08 | <0.08 | | <0.08 | |
| 1/21/2026 | | | <0.08 | | | | <0.08 | | |
| 1/22/2026 | | | | | | | | | <0.08 |

ND substitution: RL or RL/2 if <15% NDs.

# Time Series

Constituent: Boron (mg/L) Analysis Run 3/31/2026 4:41 AM

Plant Wansley Client: Southern Company Data: Wansley Landfill

| | GWC-8 | GWC-9 | GWC-10 | GWC-11 | GWC-12 | GWC-13 | GWC-14 | GWC-15 | GWC-16 |
|---|---|---|---|---|---|---|---|---|---|
| 3/29/2016 | <0.08 | 0.0635 (J) | | <0.08 | <0.08 | <0.08 | | | |
| 3/30/2016 | | | <0.08 | | | | 0.291 | 0.0787 (J) | <0.08 |
| 5/24/2016 | 0.022 (J) | 0.0981 (J) | | | | | | | |
| 5/25/2016 | | | <0.08 | <0.08 | <0.08 | <0.08 | 0.443 | 0.0536 (J) | <0.08 |
| 7/22/2016 | | | | | <0.08 | | | | |
| 7/25/2016 | | 0.26 | | <0.08 | | | | | |
| 7/26/2016 | <0.08 | | | | | <0.08 | 1.1 | <0.08 | |
| 7/27/2016 | | | <0.08 | | | | | | <0.08 |
| 9/15/2016 | | | | | <0.08 | <0.08 | 0.61 | | |
| 9/16/2016 | | | <0.08 | | | | | | <0.08 |
| 9/19/2016 | <0.08 | 0.38 | | <0.08 | | | | | |
| 9/20/2016 | | | | | | | | <0.08 | |
| 11/16/2016 | <0.08 | 0.44 | | <0.08 | <0.08 | | | | |
| 11/17/2016 | | | <0.08 | | | <0.08 | 1 | <0.08 | <0.08 |
| 1/26/2017 | <0.08 | | | | | | | | |
| 1/31/2017 | | 0.11 | | <0.08 | <0.08 | <0.08 | | | |
| 2/1/2017 | | | <0.08 | | | | 0.29 | 0.023 (J) | <0.08 |
| 3/23/2017 | <0.08 | 0.071 | | <0.08 | <0.08 | <0.08 | 0.44 | 0.042 (J) | |
| 3/24/2017 | | | <0.08 | | | | | | <0.08 |
| 5/2/2017 | | 0.089 | | <0.08 | | | | | |
| 5/3/2017 | <0.08 | | <0.08 | | <0.08 | <0.08 | 0.44 | 0.034 (J) | <0.08 |
| 10/3/2017 | | 0.12 | | | | | | | |
| 10/4/2017 | | | <0.08 | 0.022 (J) | 0.022 (J) | | 0.95 | 0.044 (J) | |
| 10/5/2017 | <0.08 | | | | | <0.08 | | | <0.08 |
| 12/1/2017 | | 0.1 | | | | | 1.2 | | |
| 1/24/2018 | <0.08 | 0.044 (J) | | <0.08 | 0.023 (J) | | | | |
| 1/25/2018 | | | <0.08 | | | <0.08 | 0.43 | 0.052 | <0.08 |
| 6/20/2018 | | | | <0.08 | | <0.08 | 1.2 | <0.08 | <0.08 |
| 6/21/2018 | <0.08 | 0.07 | <0.08 | | | | | | |
| 6/26/2018 | | | | | 0.024 (J) | | | | |
| 9/26/2018 | <0.08 | 0.14 | | | | | | | |
| 9/27/2018 | | | <0.08 | <0.08 | | | | | |
| 9/28/2018 | | | | | <0.08 | | | | |
| 10/1/2018 | | | | | | | 0.57 | 0.03 (J) | <0.08 |
| 10/2/2018 | | | | | | <0.08 | | | |
| 1/22/2019 | <0.08 | 0.038 (J) | | | | <0.08 | 0.63 | 0.1 | |
| 1/24/2019 | | | | <0.08 | | | | | |
| 1/25/2019 | | | | | 0.036 (J) | | | | <0.08 |
| 1/31/2019 | | | <0.08 | | | | | | |
| 6/25/2019 | <0.08 | 0.068 (J) | | | | <0.08 | 0.71 | 0.066 (J) | <0.08 |
| 6/26/2019 | | | 0.053 (J) | <0.08 | 0.057 (J) | | | | |
| 9/10/2019 | <0.08 | | | | | | | | |
| 9/11/2019 | | | | | 0.042 (J) | | | | <0.08 |
| 9/12/2019 | | | | | | <0.08 | 1.8 | | |
| 9/16/2019 | | 0.19 | | <0.08 | | | | | |
| 9/17/2019 | | | <0.08 | | | | | <0.08 | |
| 3/12/2020 | <0.08 | | | | | <0.08 | | | |
| 3/16/2020 | | 0.052 (J) | | <0.08 | | | | 0.14 | |
| 3/17/2020 | | | <0.08 | | | | 1.2 | | <0.08 |
| 3/18/2020 | | | | | 0.058 (J) | | | | |
| 5/4/2020 | | | | | | | | 0.049 (J) | |
| 9/10/2020 | | | <0.08 | <0.08 | 0.043 (J) | <0.08 | 1.1 | 0.064 (J) | |

ND substitution: RL or RL/2 if <15% NDs.

# Time Series

Constituent: Boron (mg/L) Analysis Run 3/31/2026 4:41 AM

Plant Wansley Client: Southern Company Data: Wansley Landfill

| | GWC-8 | GWC-9 | GWC-10 | GWC-11 | GWC-12 | GWC-13 | GWC-14 | GWC-15 | GWC-16 |
|---|---|---|---|---|---|---|---|---|---|
| 9/11/2020 | | 0.14 | | | | | | | <0.08 |
| 9/14/2020 | <0.08 | | | | | | | | |
| 3/16/2021 | <0.08 | 0.05 (J) | | | <0.08 | | | | |
| 3/17/2021 | | | | <0.08 | | <0.08 | 1 | | <0.08 |
| 3/18/2021 | | | <0.08 | | | | | 0.071 (J) | |
| 8/19/2021 | | | | | 0.077 (J) | | | | |
| 8/20/2021 | 0.04 (J) | | <0.08 | | | | | | <0.08 |
| 8/23/2021 | | | | <0.08 | | <0.08 | 0.61 | | |
| 8/24/2021 | | | | | | | | 0.047 (J) | |
| 8/25/2021 | | 0.083 | | | | | | | |
| 3/2/2022 | <0.08 | | | | | | | | |
| 3/7/2022 | | | | 0.067 (J) | 0.11 | | 1 | 0.14 | |
| 3/8/2022 | | | <0.08 | | | <0.08 | | | <0.08 |
| 3/9/2022 | | <0.08 | | | | | | | |
| 5/3/2022 | | | | | 0.075 (J) | | 1.3 | | |
| 5/4/2022 | | | | | | | | 0.13 | |
| 6/7/2022 | | | | | | | | 0.067 (J) | |
| 8/11/2022 | <0.08 | | | | | | | | |
| 8/15/2022 | | | | <0.08 | | <0.08 | | | |
| 8/16/2022 | | 0.075 (J) | <0.08 | | 0.088 | | 1.2 | <0.08 | <0.08 |
| 11/29/2022 | | | | | 0.098 | | | | |
| 2/15/2023 | <0.08 | 0.041 (J) | <0.08 | | 0.077 (J) | | | | |
| 2/17/2023 | | | | | | | 0.65 | | |
| 2/20/2023 | | | | | | | | | <0.08 |
| 2/21/2023 | | | | <0.08 | | <0.08 | | 0.04 (J) | |
| 8/9/2023 | <0.08 | 0.088 | | | | | | | |
| 8/10/2023 | | | <0.08 | | | | | | |
| 8/14/2023 | | | | 0.025 (J) | 0.073 (J) | | 0.51 | 0.061 (J) | <0.08 |
| 8/16/2023 | | | | | | <0.08 | | | |
| 9/27/2023 | | 0.13 | | | | | | | |
| 2/14/2024 | | | | <0.08 | | | | | |
| 2/19/2024 | | 0.08 | | | | <0.08 | 0.71 | | |
| 2/20/2024 | | | <0.08 | | 0.08 | | | | |
| 2/21/2024 | 0.036 (J) | | | | | | | 0.072 (J) | <0.08 |
| 7/30/2024 | 0.025 (J) | | | | | | | | |
| 7/31/2024 | | 0.088 | <0.08 | | | | | | |
| 8/5/2024 | | | | | | <0.08 | | | <0.08 |
| 8/6/2024 | | | | 0.026 (J) | 0.11 | | 1.3 | 0.041 (J) | |
| 9/30/2024 | | 0.089 | | | | | | | |
| 2/11/2025 | | | | | | | | | <0.08 |
| 2/13/2025 | <0.08 | | | | | | | | |
| 2/17/2025 | | | | | 0.14 | | 0.39 | | |
| 2/18/2025 | | 0.059 (J) | | <0.08 | | <0.08 | | 0.075 (J) | |
| 2/19/2025 | | | <0.08 | | | | | | |
| 8/13/2025 | <0.08 | 0.11 | | | | | | | |
| 8/15/2025 | | | | | | | | | <0.08 |
| 8/18/2025 | | | | 0.036 (J) | 0.12 | | | 0.059 (J) | |
| 8/19/2025 | | | <0.08 | | | <0.08 | 1.1 | | |
| 1/20/2026 | | | | | | | 0.96 | | |
| 1/21/2026 | | | <0.08 | <0.08 | 0.11 | <0.08 | | 0.031 (J) | <0.08 |
| 1/22/2026 | <0.08 | 0.061 (J) | | | | | | | |

ND substitution: RL or RL/2 if <15% NDs.

# Time Series

Constituent: Boron (mg/L) Analysis Run 3/31/2026 4:41 AM

Plant Wansley Client: Southern Company Data: Wansley Landfill

| | GWC-17 | GWC-18 | GWC-19 | GWC-20 | GWC-21 | GWC-22 | GWC-23 | GWC-24 | GWC-25 |
|---|---|---|---|---|---|---|---|---|---|
| 3/28/2016 | | | | | | | | | <0.08 |
| 3/29/2016 | | | | | | | <0.08 | | |
| 3/30/2016 | <0.08 | <0.08 | <0.08 | <0.08 | <0.08 | | | <0.08 | |
| 3/31/2016 | | | | | | <0.08 | | | |
| 5/25/2016 | <0.08 | | | | | | <0.08 | <0.08 | <0.08 |
| 5/26/2016 | | <0.08 | <0.08 | <0.08 | <0.08 | <0.08 | | | |
| 7/25/2016 | | <0.08 | <0.08 | <0.08 | | | | | |
| 7/26/2016 | | | | | <0.08 | <0.08 | | | |
| 7/27/2016 | <0.08 | | | | | | <0.08 | <0.08 | <0.08 |
| 9/16/2016 | | | | | | | | <0.08 | |
| 9/19/2016 | <0.08 | <0.08 | <0.08 | | | | | | <0.08 |
| 9/20/2016 | | | | <0.08 | <0.08 | <0.08 | <0.08 | | |
| 11/15/2016 | | | | | | | | | <0.08 |
| 11/17/2016 | <0.08 | <0.08 | <0.08 | <0.08 | <0.08 | <0.08 | | | |
| 11/18/2016 | | | | | | | <0.08 | <0.08 | |
| 1/24/2017 | | | | | | | | | <0.08 |
| 2/1/2017 | <0.08 | <0.08 | | | | | | | |
| 2/2/2017 | | | <0.08 | <0.08 | <0.08 | | | | |
| 2/3/2017 | | | | | | <0.08 | <0.08 | <0.08 | |
| 3/23/2017 | | | | | | | | | <0.08 |
| 3/24/2017 | <0.08 | <0.08 | <0.08 | | | | | | |
| 3/28/2017 | | | | <0.08 | <0.08 | <0.08 | <0.08 | | |
| 3/29/2017 | | | | | | | | <0.08 | |
| 5/2/2017 | | | | | | | | | <0.08 |
| 5/3/2017 | <0.08 | <0.08 | <0.08 | | | <0.08 | | | |
| 5/4/2017 | | | | <0.08 | <0.08 | | <0.08 | <0.08 | |
| 10/4/2017 | <0.08 | | | | | | | | |
| 10/5/2017 | | <0.08 | <0.08 | | | <0.08 | <0.08 | <0.08 | <0.08 |
| 10/6/2017 | | | | <0.08 | <0.08 | | | | |
| 1/25/2018 | <0.08 | <0.08 | <0.08 | | | <0.08 | <0.08 | <0.08 | <0.08 |
| 1/26/2018 | | | | <0.08 | <0.08 | | | | |
| 6/20/2018 | | | | | <0.08 | <0.08 | <0.08 | | |
| 6/21/2018 | | <0.08 | <0.08 | <0.08 | | | | | |
| 6/26/2018 | <0.08 | | | | | | | | |
| 6/27/2018 | | | | | | | | <0.08 | <0.08 |
| 9/26/2018 | | | | | | | | | 0.023 (J) |
| 9/27/2018 | | | <0.08 | <0.08 | <0.08 | | | | |
| 9/28/2018 | | <0.08 | | | | | | <0.08 | |
| 10/1/2018 | | | | | | <0.08 | <0.08 | | |
| 10/2/2018 | <0.08 | | | | | | | | |
| 1/24/2019 | <0.08 | | | | <0.08 | <0.08 | | | <0.08 |
| 1/25/2019 | | | | | | | <0.08 | | |
| 1/28/2019 | | <0.08 | <0.08 | <0.08 | | | | | |
| 1/31/2019 | | | | | | | | <0.08 | |
| 6/25/2019 | <0.08 | | | <0.08 | <0.08 | <0.08 | | | <0.08 |
| 6/26/2019 | | | 0.036 (J) | | | | <0.08 | <0.08 | |
| 6/27/2019 | | <0.08 | | | | | | | |
| 9/10/2019 | | | | | | <0.08 | | | |
| 9/11/2019 | <0.08 | <0.08 | | <0.08 | <0.08 | | | 0.053 (J) | <0.08 |
| 9/12/2019 | | | <0.08 | | | | <0.08 | | |
| 3/12/2020 | | | | | | | | <0.08 | <0.08 |
| 3/17/2020 | <0.08 | <0.08 | | | | | | | |

ND substitution: RL or RL/2 if <15% NDs.

# Time Series

Constituent: Boron (mg/L) Analysis Run 3/31/2026 4:41 AM

Plant Wansley Client: Southern Company Data: Wansley Landfill

| | GWC-17 | GWC-18 | GWC-19 | GWC-20 | GWC-21 | GWC-22 | GWC-23 | GWC-24 | GWC-25 |
|---|---|---|---|---|---|---|---|---|---|
| 3/18/2020 | | | <0.08 | <0.08 | <0.08 | 0.041 (J) | <0.08 | | |
| 9/10/2020 | | | | | | <0.08 | <0.08 | | |
| 9/14/2020 | <0.08 | <0.08 | | | | | | | <0.08 |
| 9/15/2020 | | | <0.08 | <0.08 | <0.08 | | | <0.08 | |
| 3/15/2021 | | | | | | <0.08 | | | |
| 3/16/2021 | <0.08 | <0.08 | | <0.08 | <0.08 | | | | |
| 3/17/2021 | | | <0.08 | | | | | | <0.08 |
| 3/18/2021 | | | | | | | <0.08 | <0.08 | |
| 8/19/2021 | | | | | 0.047 (J) | <0.08 | | <0.08 | <0.08 |
| 8/20/2021 | <0.08 | | | | | | | | |
| 8/23/2021 | | | | | | | <0.08 | | |
| 8/24/2021 | | <0.08 | <0.08 | <0.08 | | | | | |
| 3/7/2022 | | | | <0.08 | <0.08 | | | | |
| 3/8/2022 | <0.08 | <0.08 | <0.08 | | | <0.08 | | | <0.08 |
| 3/9/2022 | | | | | | | <0.08 | | |
| 3/10/2022 | | | | | | | | <0.08 | |
| 8/10/2022 | | | | | | | | | <0.08 |
| 8/11/2022 | <0.08 | <0.08 | <0.08 | | | | | | |
| 8/16/2022 | | | | <0.08 | <0.08 | | <0.08 | | |
| 8/17/2022 | | | | | | <0.08 | | | |
| 8/18/2022 | | | | | | | | <0.08 | |
| 2/14/2023 | | | | | | <0.08 | | | |
| 2/16/2023 | | | | | | | | 0.036 (J) | |
| 2/20/2023 | <0.08 | <0.08 | | | | | | | |
| 2/21/2023 | | | <0.08 | | <0.08 | | <0.08 | | <0.08 |
| 2/22/2023 | | | | <0.08 | | | | | |
| 8/9/2023 | | <0.08 | <0.08 | <0.08 | <0.08 | | | | |
| 8/10/2023 | <0.08 | | | | | | | | |
| 8/14/2023 | | | | | | <0.08 | | | |
| 8/15/2023 | | | | | | | <0.08 | | <0.08 |
| 8/16/2023 | | | | | | | | <0.08 | |
| 2/14/2024 | | | | | | <0.08 | | | |
| 2/19/2024 | | | | | <0.08 | | <0.08 | | |
| 2/20/2024 | <0.08 | | | <0.08 | | | | | |
| 2/21/2024 | | <0.08 | <0.08 | | | | | | <0.08 |
| 2/22/2024 | | | | | | | | <0.08 | |
| 7/30/2024 | | | | | <0.08 | | <0.08 | | |
| 8/1/2024 | | | | | | | | | <0.08 |
| 8/2/2024 | | | | <0.08 | | | | | |
| 8/6/2024 | | | 0.08 | | | <0.08 | | <0.08 | |
| 8/7/2024 | <0.08 | <0.08 | | | | | | | |
| 2/11/2025 | | | | | <0.08 | <0.08 | <0.08 | | |
| 2/13/2025 | <0.08 | <0.08 | | | | | | | |
| 2/14/2025 | | | <0.08 | <0.08 | | | | <0.08 | <0.08 |
| 8/12/2025 | | | | <0.08 | <0.08 | <0.08 | <0.08 | | |
| 8/13/2025 | <0.08 | <0.08 | <0.08 | | | | | | <0.08 |
| 8/14/2025 | | | | | | | | <0.08 | |
| 1/20/2026 | | | | | <0.08 | <0.08 | | | |
| 1/21/2026 | <0.08 | <0.08 | <0.08 | <0.08 | | | | <0.08 | <0.08 |
| 1/22/2026 | | | | | | | <0.08 | | |

ND substitution: RL or RL/2 if <15% NDs.

# Time Series

Constituent: Boron (mg/L) Analysis Run 3/31/2026 4:41 AM

Plant Wansley Client: Southern Company Data: Wansley Landfill

| | GWC-26 | GWC-27 | GWC-30 | GWC-31 | GWC-32 | GWC-33 | GWC-34 | GWC-35 |
|---|---|---|---|---|---|---|---|---|
| 3/23/2016 | | <0.08 | <0.08 | | <0.08 | <0.08 | | |
| 3/24/2016 | <0.08 | | | | | | <0.08 | <0.08 |
| 3/30/2016 | | | | <0.08 | | | | |
| 5/20/2016 | | | <0.08 | | | | | |
| 5/23/2016 | | | | | | | <0.08 | <0.08 |
| 5/24/2016 | | <0.08 | | | <0.08 | <0.08 | | |
| 5/25/2016 | <0.08 | | | <0.08 | | | | |
| 7/21/2016 | | | <0.08 | | | | <0.08 | <0.08 |
| 7/22/2016 | | | | | <0.08 | <0.08 | | |
| 7/26/2016 | <0.08 | <0.08 | | | | | | |
| 7/27/2016 | | | | <0.08 | | | | |
| 9/15/2016 | | | | | | | <0.08 | <0.08 |
| 9/16/2016 | | | | | <0.08 | <0.08 | | |
| 9/19/2016 | <0.08 | <0.08 | | | | | | |
| 9/20/2016 | | | <0.08 | | | | | |
| 11/11/2016 | | <0.08 | | | | | | |
| 11/14/2016 | <0.08 | | <0.08 | | | | | |
| 11/15/2016 | | | | | <0.08 | | <0.08 | <0.08 |
| 11/17/2016 | | | | | | 0.023 (J) | | |
| 1/19/2017 | <0.08 | | | | | | | |
| 1/20/2017 | | <0.08 | | | | | | |
| 1/24/2017 | | | <0.08 | | | | | |
| 1/25/2017 | | | | <0.08 | | <0.08 | <0.08 | |
| 1/26/2017 | | | | | <0.08 | | | <0.08 |
| 3/16/2017 | <0.08 | <0.08 | | | | | | |
| 3/17/2017 | | | <0.08 | | | | | |
| 3/22/2017 | | | | | | | <0.08 | <0.08 |
| 3/23/2017 | | | | <0.08 | | <0.08 | | |
| 3/24/2017 | | | | | <0.08 | | | |
| 4/28/2017 | | <0.08 | | | | | | |
| 5/1/2017 | <0.08 | | <0.08 | | | <0.08 | <0.08 | |
| 5/2/2017 | | | | <0.08 | <0.08 | | | <0.08 |
| 7/19/2017 | | | | <0.08 | | | | |
| 8/4/2017 | | | | <0.08 | | <0.08 | | |
| 10/3/2017 | | <0.08 | | | | | <0.08 | <0.08 |
| 10/4/2017 | <0.08 | | <0.08 | | | | | |
| 10/5/2017 | | | | | | 0.025 (J) | | |
| 10/6/2017 | | | | <0.08 | <0.08 | | | |
| 1/19/2018 | | <0.08 | | | | | | |
| 1/22/2018 | <0.08 | | | | | | | |
| 1/23/2018 | | | | <0.08 | <0.08 | <0.08 | <0.08 | <0.08 |
| 1/24/2018 | | | <0.08 | | | | | |
| 6/19/2018 | | | | | | | | <0.08 |
| 6/20/2018 | | | | | | | <0.08 | |
| 6/21/2018 | | | <0.08 | | | | | |
| 6/26/2018 | | | | | <0.08 | <0.08 | | |
| 6/27/2018 | <0.08 | <0.08 | | <0.08 | | | | |
| 9/27/2018 | <0.08 | <0.08 | | | | | | |
| 10/1/2018 | | | | | | | | <0.08 |
| 10/2/2018 | | | | | <0.08 | <0.08 | <0.08 | |
| 10/3/2018 | | | <0.08 | <0.08 | | | | |
| 1/21/2019 | | | | | | | | <0.08 |

ND substitution: RL or RL/2 if <15% NDs.

# Time Series

Constituent: Boron (mg/L) Analysis Run 3/31/2026 4:41 AM

Plant Wansley Client: Southern Company Data: Wansley Landfill

| | GWC-26 | GWC-27 | GWC-30 | GWC-31 | GWC-32 | GWC-33 | GWC-34 | GWC-35 |
|---|---|---|---|---|---|---|---|---|
| 1/24/2019 | <0.08 | <0.08 | | | | | | |
| 1/28/2019 | | | | | | | <0.08 | |
| 1/30/2019 | | | <0.08 | | <0.08 | <0.08 | | |
| 1/31/2019 | | | | <0.08 | | | | |
| 6/25/2019 | <0.08 | | | | | | | |
| 6/26/2019 | | <0.08 | | <0.08 | | <0.08 | <0.08 | <0.08 |
| 6/27/2019 | | | <0.08 | | <0.08 | | | |
| 9/10/2019 | | | <0.08 | | | | | |
| 9/11/2019 | | | | <0.08 | | | <0.08 | |
| 9/12/2019 | <0.08 | <0.08 | | | <0.08 | <0.08 | | <0.08 |
| 3/11/2020 | | | <0.08 | | | | <0.08 | <0.08 |
| 3/12/2020 | | <0.08 | | | | <0.08 | | |
| 3/13/2020 | <0.08 | | | | | | | |
| 3/17/2020 | | | | <0.08 | | | | |
| 3/18/2020 | | | | | <0.08 | | | |
| 9/9/2020 | | <0.08 | | | | | | |
| 9/10/2020 | | | <0.08 | | | | | |
| 9/11/2020 | | | | <0.08 | | | <0.08 | <0.08 |
| 9/15/2020 | <0.08 | | | | <0.08 | | | |
| 9/16/2020 | | | | | | <0.08 | | |
| 3/16/2021 | | | | <0.08 | | | <0.08 | <0.08 |
| 3/17/2021 | <0.08 | | | | <0.08 | | | |
| 3/18/2021 | | <0.08 | <0.08 | | | <0.08 | | |
| 8/18/2021 | | | | | | | | <0.08 |
| 8/19/2021 | <0.08 | | | | | | | |
| 8/23/2021 | | <0.08 | <0.08 | | | | | |
| 8/24/2021 | | | | | <0.08 | <0.08 | <0.08 | |
| 8/25/2021 | | | | <0.08 | | | | |
| 3/2/2022 | | | <0.08 | | | | <0.08 | <0.08 |
| 3/8/2022 | | <0.08 | | | | | | |
| 3/9/2022 | 0.066 (J) | | | | <0.08 | <0.08 | | |
| 3/10/2022 | | | | <0.08 | | | | |
| 8/10/2022 | <0.08 | <0.08 | <0.08 | | <0.08 | | <0.08 | |
| 8/15/2022 | | | | | | <0.08 | | <0.08 |
| 8/16/2022 | | | | <0.08 | | | | |
| 2/14/2023 | | | <0.08 | | | | | |
| 2/15/2023 | | | | | <0.08 | | | |
| 2/20/2023 | | <0.08 | | | | 0.022 (J) | <0.08 | 0.024 (J) |
| 2/21/2023 | <0.08 | | | | | | | |
| 2/22/2023 | | | | <0.08 | | | | |
| 8/15/2023 | | <0.08 | | | <0.08 | <0.08 | | |
| 8/16/2023 | <0.08 | | <0.08 | <0.08 | | | <0.08 | 0.028 (J) |
| 2/20/2024 | <0.08 | <0.08 | | | <0.08 | <0.08 | | |
| 2/21/2024 | | | 0.046 (J) | 0.034 (J) | | | | |
| 2/22/2024 | | | | | | | <0.08 | 0.06 (J) |
| 7/30/2024 | | <0.08 | | | | | | |
| 7/31/2024 | | | | | | <0.08 | | |
| 8/2/2024 | <0.08 | | | <0.08 | | | | |
| 8/5/2024 | | | 0.033 (J) | | | | <0.08 | 0.093 |
| 8/6/2024 | | | | | 0.051 (J) | | | |
| 9/30/2024 | | | | | | | | 0.094 |
| 2/11/2025 | | <0.08 | | | | | | |

ND substitution: RL or RL/2 if <15% NDs.

# Time Series

Constituent: Boron (mg/L) Analysis Run 3/31/2026 4:41 AM

Plant Wansley Client: Southern Company Data: Wansley Landfill

| | GWC-26 | GWC-27 | GWC-30 | GWC-31 | GWC-32 | GWC-33 | GWC-34 | GWC-35 |
|---|---|---|---|---|---|---|---|---|
| 2/13/2025 | <0.08 | | <0.08 | | | | <0.08 | |
| 2/18/2025 | | | | <0.08 | | | | 0.1 |
| 2/19/2025 | | | | | <0.08 | <0.08 | | |
| 8/13/2025 | <0.08 | <0.08 | | | | | | |
| 8/14/2025 | | | <0.08 | | <0.08 | | <0.08 | 0.13 |
| 8/15/2025 | | | | <0.08 | | | | |
| 8/19/2025 | | | | | | <0.08 | | |
| 1/21/2026 | | <0.08 | <0.08 | | <0.08 | | | |
| 1/22/2026 | <0.08 | | | | | <0.08 | <0.08 | 0.13 |
| 2/11/2026 | | | | <0.08 | | | | |

ND substitution: RL or RL/2 if <15% NDs.

# Time Series

Constituent: Cadmium (mg/L) Analysis Run 3/31/2026 4:41 AM

Plant Wansley Client: Southern Company Data: Wansley Landfill

| | GWA-1 (bg) | GWA-2 (bg) | GWA-3 (bg) | GWA-4 (bg) | GWA-28 (bg) | GWA-29 (bg) | GWC-5 | GWC-6 | GWC-7 |
|---|---|---|---|---|---|---|---|---|---|
| 8/31/2011 | | | <0.0007 | <0.0007 | | | <0.0007 | <0.0007 | |
| 9/7/2011 | | | | | | | | | <0.0007 |
| 9/16/2011 | <0.0007 | | | | <0.0007 | | | | |
| 9/17/2011 | | <0.0007 | | | | <0.0007 | | | |
| 10/27/2011 | <0.0007 | <0.0007 | | <0.0007 | | | <0.0007 | | |
| 10/28/2011 | | | | | <0.0007 | <0.0007 | | | |
| 10/30/2011 | | | | | | | | <0.0007 | <0.0007 |
| 12/5/2011 | | | | | | | <0.0007 | <0.0007 | <0.0007 |
| 12/12/2011 | | | | | <0.0007 | <0.0007 | | | |
| 12/13/2011 | <0.0007 | | | | | | | | |
| 12/14/2011 | | <0.0007 | | <0.0007 | | | | | |
| 1/25/2012 | | | | | <0.0007 | | <0.0007 | <0.0007 | <0.0007 |
| 1/31/2012 | <0.0007 | | | | | <0.0007 | | | |
| 2/1/2012 | | | | <0.0007 | | | | | |
| 2/7/2012 | | <0.0007 | | | | | | | |
| 7/16/2012 | | | | | <0.0007 | | | | |
| 7/17/2012 | | | | | | <0.0007 | | | |
| 7/18/2012 | <0.0007 | | | | | | <0.0007 | | <0.0007 |
| 7/23/2012 | | <0.0007 | | <0.0007 | | | | | |
| 7/24/2012 | | | | | | | | <0.0007 | |
| 1/7/2013 | | | | | | | | | <0.0007 |
| 1/8/2013 | | | | | | | | <0.0007 | |
| 1/9/2013 | | | | | | | <0.0007 | | |
| 1/23/2013 | | <0.0007 | | <0.0007 | | | | | |
| 1/24/2013 | <0.0007 | | | | <0.0007 | <0.0007 | | | |
| 7/9/2013 | | | | | | | | <0.0007 | <0.0007 |
| 7/17/2013 | <0.0007 | | | <0.0007 | | | <0.0007 | | |
| 7/23/2013 | | | | | <0.0007 | | | | |
| 7/24/2013 | | <0.0007 | | | | <0.0007 | | | |
| 1/14/2014 | | | | | | | | | <0.0007 |
| 1/15/2014 | | | | <0.0007 | | | <0.0007 | <0.0007 | |
| 1/21/2014 | <0.0007 | | | | | | | | |
| 1/22/2014 | | <0.0007 | | | <0.0007 | <0.0007 | | | |
| 6/24/2014 | | | | | | | | | <0.0007 |
| 6/25/2014 | <0.0007 | | <0.0007 | <0.0007 | | | <0.0007 | <0.0007 | |
| 7/1/2014 | | <0.0007 | | | <0.0007 | | | | |
| 7/8/2014 | | | | | | <0.0007 | | | |
| 1/13/2015 | | | | | | | <0.0007 | | |
| 1/14/2015 | <0.0007 | | | <0.0007 | | | | | |
| 1/20/2015 | | | | | | | | <0.0007 | <0.0007 |
| 1/21/2015 | | | | | <0.0007 | <0.0007 | | | |
| 1/22/2015 | | <0.0007 | | | | | | | |
| 7/21/2015 | <0.0007 | | 0.00042 (J) | <0.0007 | <0.0007 | | | | |
| 7/22/2015 | | <0.0007 | | | | <0.0007 | | | |
| 7/24/2015 | | | | | | | <0.0007 | <0.0007 | |
| 7/27/2015 | | | | | | | | | <0.0007 |
| 1/19/2016 | | | | | | <0.0007 | | | |
| 1/20/2016 | | <0.0007 | | <0.0007 | | | <0.0007 | <0.0007 | |
| 1/21/2016 | <0.0007 | | | | | | | | |
| 1/22/2016 | | | | | <0.0007 | | | | |
| 1/26/2016 | | | | | | | | | <0.0007 |
| 3/22/2016 | | | | | <0.0007 | <0.0007 | | | |

ND substitution: RL or RL/2 if <15% NDs.

# Time Series

Constituent: Cadmium (mg/L) Analysis Run 3/31/2026 4:41 AM

Plant Wansley Client: Southern Company Data: Wansley Landfill

| | GWA-1 (bg) | GWA-2 (bg) | GWA-3 (bg) | GWA-4 (bg) | GWA-28 (bg) | GWA-29 (bg) | GWC-5 | GWC-6 | GWC-7 |
|---|---|---|---|---|---|---|---|---|---|
| 3/23/2016 | <0.0007 | <0.0007 | | <0.0007 | | | | | |
| 3/28/2016 | | | | | | | <0.0007 | <0.0007 | |
| 3/29/2016 | | | | | | | | | <0.0007 |
| 3/31/2016 | | | 0.000546 (J) | | | | | | |
| 5/19/2016 | | | | <0.0007 | | 0.000111 (J) | | | |
| 5/20/2016 | <0.0007 | | | | | | | | |
| 5/23/2016 | | | | | <0.0007 | | <0.0007 | | |
| 5/24/2016 | | <0.0007 | | | | | | <0.0007 | <0.0007 |
| 5/25/2016 | | | 0.000137 (J) | | | | | | |
| 7/21/2016 | <0.0007 | | | <0.0007 | | <0.0007 | <0.0007 | <0.0007 | |
| 7/22/2016 | | | | | | | | | <0.0007 |
| 7/25/2016 | | | | | <0.0007 | | | | |
| 7/26/2016 | | <0.0007 | | | | | | | |
| 7/27/2016 | | | <0.0007 | | | | | | |
| 9/14/2016 | | | | <0.0007 | | | | | |
| 9/15/2016 | <0.0007 | | | | <0.0007 | | <0.0007 | <0.0007 | <0.0007 |
| 9/16/2016 | | <0.0007 | | | | | | | |
| 11/9/2016 | | | | | <0.0007 | | | | |
| 11/10/2016 | | <0.0007 | | <0.0007 | | | | | |
| 11/11/2016 | <0.0007 | | | | | | | | |
| 11/15/2016 | | | | | | | <0.0007 | | |
| 11/16/2016 | | | | | | | | <0.0007 | <0.0007 |
| 1/17/2017 | | | | <0.0007 | <0.0007 | <0.0007 | | | |
| 1/19/2017 | <0.0007 | <0.0007 | | | | | | | |
| 1/26/2017 | | | | | | | <0.0007 | <0.0007 | <0.0007 |
| 3/15/2017 | | | | | | <0.0007 | | | |
| 3/16/2017 | <0.0007 | | | <0.0007 | <0.0007 | | | | |
| 3/17/2017 | | <0.0007 | | | | | | | |
| 3/22/2017 | | | | | | | <0.0007 | <0.0007 | <0.0007 |
| 4/27/2017 | | | | <0.0007 | <0.0007 | <0.0007 | | | |
| 4/28/2017 | <0.0007 | <0.0007 | | | | | | | |
| 5/2/2017 | | | | | | | <0.0007 | <0.0007 | <0.0007 |
| 7/18/2017 | | | | | | <0.0007 | | | |
| 8/1/2017 | | | <0.0007 | | <0.0007 | <0.0007 | | | |
| 8/2/2017 | | <0.0007 | | <0.0007 | | | | | |
| 8/3/2017 | <0.0007 | | | | | | <0.0007 | <0.0007 | |
| 8/4/2017 | | | | | | | | | <0.0007 |
| 10/3/2017 | | | <0.0007 | | | | | | |
| 1/19/2018 | <0.0007 | <0.0007 | | | <0.0007 | <0.0007 | | | |
| 1/22/2018 | | | | <0.0007 | | | | | |
| 1/23/2018 | | | | | | | <0.0007 | <0.0007 | <0.0007 |
| 6/19/2018 | 0.0005 (J) | <0.0007 | | <0.0007 | <0.0007 | <0.0007 | | | |
| 6/20/2018 | | | <0.0007 | | | | | | |
| 6/25/2018 | | | | | | | <0.0007 | <0.0007 | <0.0007 |
| 1/17/2019 | <0.0007 | <0.0007 | | <0.0007 | | | | | |
| 1/18/2019 | | | <0.0007 | | | <0.0007 | | | |
| 1/21/2019 | | | | | <0.0007 | | | | <0.0007 |
| 1/30/2019 | | | | | | | <0.0007 | <0.0007 | |
| 6/24/2019 | <0.0007 | <0.0007 | | <0.0007 | | | | | |
| 6/25/2019 | | | 0.00014 (J) | | <0.0007 | <0.0007 | | | <0.0007 |
| 6/26/2019 | | | | | | | <0.0007 | <0.0007 | |
| 9/9/2019 | <0.0007 | | | | | | | | |

ND substitution: RL or RL/2 if <15% NDs.

# Time Series

Constituent: Cadmium (mg/L) Analysis Run 3/31/2026 4:41 AM

Plant Wansley Client: Southern Company Data: Wansley Landfill

| | GWA-1 (bg) | GWA-2 (bg) | GWA-3 (bg) | GWA-4 (bg) | GWA-28 (bg) | GWA-29 (bg) | GWC-5 | GWC-6 | GWC-7 |
|---|---|---|---|---|---|---|---|---|---|
| 9/10/2019 | | <0.0007 | | <0.0007 | <0.0007 | <0.0007 | | | <0.0007 |
| 9/11/2019 | | | <0.0007 | | | | | | |
| 9/12/2019 | | | | | | | <0.0007 | <0.0007 | |
| 3/10/2020 | <0.0007 | <0.0007 | <0.0007 | <0.0007 | <0.0007 | <0.0007 | | | |
| 3/12/2020 | | | | | | | | | <0.0007 |
| 3/16/2020 | | | | | | | <0.0007 | <0.0007 | |
| 9/9/2020 | <0.0007 | | <0.0007 | <0.0007 | <0.0007 | <0.0007 | <0.0007 | | |
| 9/10/2020 | | <0.0007 | | | | | | | |
| 9/11/2020 | | | | | | | | <0.0007 | |
| 9/14/2020 | | | | | | | | | <0.0007 |
| 3/15/2021 | <0.0007 | <0.0007 | <0.0007 | <0.0007 | <0.0007 | <0.0007 | | | |
| 3/16/2021 | | | | | | | | | <0.0007 |
| 3/17/2021 | | | | | | | <0.0007 | <0.0007 | |
| 8/16/2021 | <0.0007 | | | | <0.0007 | | | | |
| 8/18/2021 | | <0.0007 | <0.0007 | <0.0007 | | <0.0007 | | <0.0007 | |
| 8/19/2021 | | | | | | | <0.0007 | | <0.0007 |
| 2/28/2022 | <0.0007 | | | | | | | | |
| 3/1/2022 | | <0.0007 | <0.0007 | <0.0007 | <0.0007 | | | | |
| 3/2/2022 | | | | | | <0.0007 | <0.0007 | <0.0007 | <0.0007 |
| 8/9/2022 | <0.0007 | <0.0007 | 0.00018 (J) | <0.0007 | <0.0007 | 8.5E-05 (J) | | | |
| 8/11/2022 | | | | | | | <0.0007 | <0.0007 | <0.0007 |
| 2/13/2023 | | | | | | <0.0007 | | | |
| 2/14/2023 | 9E-05 (J) | <0.0007 | 0.00015 (J) | <0.0007 | 8E-05 (J) | | | | |
| 2/20/2023 | | | | | | | <0.0007 | <0.0007 | |
| 2/21/2023 | | | | | | | | | 8.5E-05 (J) |
| 8/8/2023 | | | 0.00012 (J) | | | <0.0007 | | | |
| 8/9/2023 | <0.0007 | <0.0007 | | <0.0007 | <0.0007 | | | | <0.0007 |
| 8/14/2023 | | | | | | | <0.0007 | <0.0007 | |
| 2/13/2024 | <0.0007 | | | | | | | | |
| 2/14/2024 | | <0.0007 | | <0.0007 | <0.0007 | <0.0007 | 0.0001 (J) | <0.0007 | |
| 2/21/2024 | | | | | | | | | <0.0007 |
| 7/29/2024 | | | | <0.0007 | <0.0007 | | | | |
| 7/30/2024 | <0.0007 | <0.0007 | | | | <0.0007 | | | |
| 7/31/2024 | | | 0.00011 (J) | | | | <0.0007 | | |
| 8/1/2024 | | | | | | | | <0.0007 | <0.0007 |
| 2/10/2025 | | | | <0.0007 | <0.0007 | | | | |
| 2/11/2025 | <0.0007 | <0.0007 | | | | <0.0007 | | | |
| 2/13/2025 | | | | | | | | | <0.0007 |
| 2/14/2025 | | | | | | | <0.0007 | | |
| 2/18/2025 | | | | | | | | <0.0007 | |
| 8/12/2025 | <0.0007 | <0.0007 | | <0.0007 | <0.0007 | <0.0007 | | | |
| 8/13/2025 | | | <0.0007 | | | | | | |
| 8/15/2025 | | | | | | | | <0.0007 | |
| 8/18/2025 | | | | | | | <0.0007 | | <0.0007 |
| 1/20/2026 | <0.0007 | <0.0007 | | <0.0007 | <0.0007 | <0.0007 | | <0.0007 | |
| 1/21/2026 | | | <0.0007 | | | | <0.0007 | | |
| 1/22/2026 | | | | | | | | | <0.0007 |

ND substitution: RL or RL/2 if <15% NDs.

# Time Series

Constituent: Cadmium (mg/L) Analysis Run 3/31/2026 4:41 AM

Plant Wansley Client: Southern Company Data: Wansley Landfill

| | GWC-8 | GWC-9 | GWC-10 | GWC-11 | GWC-12 | GWC-13 | GWC-14 | GWC-15 | GWC-16 |
|---|---|---|---|---|---|---|---|---|---|
| 8/30/2011 | | | | | | | | | <0.0007 |
| 9/7/2011 | <0.0007 | <0.0007 | | | | | | | |
| 9/13/2011 | | | | <0.0007 | <0.0007 | <0.0007 | <0.0007 | | |
| 9/16/2011 | | | | | | | | <0.0007 | |
| 10/26/2011 | | | | | | | | | <0.0007 |
| 10/27/2011 | | | | | | | <0.0007 | <0.0007 | |
| 10/28/2011 | | | | <0.0007 | <0.0007 | <0.0007 | | | |
| 10/30/2011 | <0.0007 | <0.0007 | | | | | | | |
| 12/3/2011 | | | | | | | <0.0007 | <0.0007 | <0.0007 |
| 12/4/2011 | | <0.0007 | | <0.0007 | <0.0007 | <0.0007 | | | |
| 12/5/2011 | <0.0007 | | | | | | | | |
| 1/19/2012 | <0.0007 | <0.0007 | | | | | | | |
| 1/24/2012 | | | | | <0.0007 | <0.0007 | <0.0007 | | |
| 1/25/2012 | | | | | | | | | <0.0007 |
| 2/9/2012 | | | | <0.0007 | | | | <0.0007 | |
| 7/11/2012 | | | | | <0.0007 | <0.0007 | <0.0007 | <0.0007 | <0.0007 |
| 7/18/2012 | <0.0007 | <0.0007 | | <0.0007 | | | | | |
| 1/7/2013 | <0.0007 | | | | | | | | |
| 1/8/2013 | | <0.0007 | | <0.0007 | <0.0007 | <0.0007 | <0.0007 | <0.0007 | <0.0007 |
| 7/2/2013 | | | | | | | | <0.0007 | <0.0007 |
| 7/9/2013 | <0.0007 | <0.0007 | | <0.0007 | | | | | |
| 7/10/2013 | | | | | <0.0007 | <0.0007 | <0.0007 | | |
| 1/14/2014 | <0.0007 | <0.0007 | | | | | | | <0.0007 |
| 1/15/2014 | | | | <0.0007 | | | | | |
| 1/21/2014 | | | | | <0.0007 | <0.0007 | <0.0007 | <0.0007 | |
| 6/24/2014 | <0.0007 | <0.0007 | | | | | | <0.0007 | |
| 6/25/2014 | | | | <0.0007 | | | | | <0.0007 |
| 7/1/2014 | | | | | <0.0007 | <0.0007 | <0.0007 | | |
| 1/13/2015 | | | | | | | | | <0.0007 |
| 1/14/2015 | | | | | | | <0.0007 | <0.0007 | |
| 1/20/2015 | <0.0007 | <0.0007 | | | | | | | |
| 1/21/2015 | | | | 0.0014 | <0.0007 | <0.0007 | | | |
| 7/22/2015 | | | | | | | 0.00028 (J) | <0.0007 | <0.0007 |
| 7/27/2015 | <0.0007 | <0.0007 | | | | | | | |
| 7/28/2015 | | | | 0.0022 | <0.0007 | <0.0007 | | | |
| 1/25/2016 | | | <0.0007 | | | | | | |
| 1/26/2016 | <0.0007 | <0.0007 | | <0.0007 | <0.0007 | | | | |
| 1/27/2016 | | | | | | <0.0007 | <0.0007 | <0.0007 | <0.0007 |
| 3/29/2016 | <0.0007 | <0.0007 | | <0.0007 | <0.0007 | <0.0007 | | | |
| 3/30/2016 | | | <0.0007 | | | | 0.000222 (J) | <0.0007 | <0.0007 |
| 5/24/2016 | <0.0007 | <0.0007 | | | | | | | |
| 5/25/2016 | | | <0.0007 | <0.0007 | <0.0007 | <0.0007 | 0.000327 (J) | <0.0007 | <0.0007 |
| 7/22/2016 | | | | | <0.0007 | | | | |
| 7/25/2016 | | <0.0007 | | <0.0007 | | | | | |
| 7/26/2016 | <0.0007 | | | | | <0.0007 | <0.0007 | <0.0007 | |
| 7/27/2016 | | | <0.0007 | | | | | | <0.0007 |
| 9/15/2016 | | | | | <0.0007 | <0.0007 | 0.00053 (J) | | |
| 9/16/2016 | | | <0.0007 | | | | | | <0.0007 |
| 9/19/2016 | <0.0007 | <0.0007 | | <0.0007 | | | | | |
| 9/20/2016 | | | | | | | | <0.0007 | |
| 11/16/2016 | <0.0007 | <0.0007 | | <0.0007 | <0.0007 | | | | |
| 11/17/2016 | | | <0.0007 | | | <0.0007 | <0.0007 | <0.0007 | <0.0007 |

ND substitution: RL or RL/2 if <15% NDs.

# Time Series

Constituent: Cadmium (mg/L) Analysis Run 3/31/2026 4:41 AM

Plant Wansley Client: Southern Company Data: Wansley Landfill

| | GWC-8 | GWC-9 | GWC-10 | GWC-11 | GWC-12 | GWC-13 | GWC-14 | GWC-15 | GWC-16 |
|---|---|---|---|---|---|---|---|---|---|
| 1/26/2017 | <0.0007 | | | | | | | | |
| 1/31/2017 | | <0.0007 | | <0.0007 | <0.0007 | <0.0007 | | | |
| 2/1/2017 | | | <0.0007 | | | | <0.0007 | <0.0007 | <0.0007 |
| 3/23/2017 | <0.0007 | <0.0007 | | <0.0007 | <0.0007 | <0.0007 | <0.0007 | <0.0007 | |
| 3/24/2017 | | | <0.0007 | | | | | | <0.0007 |
| 5/2/2017 | | <0.0007 | | <0.0007 | | | | | |
| 5/3/2017 | <0.0007 | | <0.0007 | | <0.0007 | <0.0007 | <0.0007 | <0.0007 | <0.0007 |
| 8/4/2017 | | | | | | <0.0007 | | <0.0007 | |
| 8/7/2017 | <0.0007 | <0.0007 | | <0.0007 | <0.0007 | | 0.00051 (J) | | <0.0007 |
| 8/8/2017 | | | <0.0007 | | | | | | |
| 1/24/2018 | <0.0007 | <0.0007 | | <0.0007 | <0.0007 | | | | |
| 1/25/2018 | | | <0.0007 | | | <0.0007 | <0.0007 | <0.0007 | <0.0007 |
| 6/20/2018 | | | | <0.0007 | | <0.0007 | 0.00047 (J) | <0.0007 | <0.0007 |
| 6/21/2018 | <0.0007 | <0.0007 | <0.0007 | | | | | | |
| 6/26/2018 | | | | | <0.0007 | | | | |
| 1/22/2019 | <0.0007 | <0.0007 | | | | <0.0007 | 0.00021 (J) | <0.0007 | |
| 1/24/2019 | | | | <0.0007 | | | | | |
| 1/25/2019 | | | | | <0.0007 | | | | <0.0007 |
| 1/31/2019 | | | <0.0007 | | | | | | |
| 6/25/2019 | <0.0007 | <0.0007 | | | | <0.0007 | 0.00021 (J) | <0.0007 | <0.0007 |
| 6/26/2019 | | | <0.0007 | <0.0007 | <0.0007 | | | | |
| 9/10/2019 | <0.0007 | | | | | | | | |
| 9/11/2019 | | | | | <0.0007 | | | | <0.0007 |
| 9/12/2019 | | | | | | <0.0007 | 0.00052 (J) | | |
| 9/16/2019 | | <0.0007 | | <0.0007 | | | | | |
| 9/17/2019 | | | <0.0007 | | | | | <0.0007 | |
| 3/12/2020 | 0.00032 (J) | | | | | <0.0007 | | | |
| 3/16/2020 | | <0.0007 | | 0.00033 (J) | | | | <0.0007 | |
| 3/17/2020 | | | <0.0007 | | | | 0.00036 (J) | | <0.0007 |
| 3/18/2020 | | | | | <0.0007 | | | | |
| 9/10/2020 | | | <0.0007 | <0.0007 | <0.0007 | <0.0007 | 0.00043 (J) | <0.0007 | |
| 9/11/2020 | | <0.0007 | | | | | | | <0.0007 |
| 9/14/2020 | <0.0007 | | | | | | | | |
| 3/16/2021 | <0.0007 | <0.0007 | | | <0.0007 | | | | |
| 3/17/2021 | | | | <0.0007 | | <0.0007 | 0.00043 (J) | | <0.0007 |
| 3/18/2021 | | | <0.0007 | | | | | <0.0007 | |
| 8/19/2021 | | | | | <0.0007 | | | | |
| 8/20/2021 | <0.0007 | | <0.0007 | | | | | | <0.0007 |
| 8/23/2021 | | | | <0.0007 | | <0.0007 | <0.0007 | | |
| 8/24/2021 | | | | | | | | <0.0007 | |
| 8/25/2021 | | <0.0007 | | | | | | | |
| 3/2/2022 | <0.0007 | | | | | | | | |
| 3/7/2022 | | | | <0.0007 | <0.0007 | | <0.0007 | <0.0007 | |
| 3/8/2022 | | | <0.0007 | | | <0.0007 | | | <0.0007 |
| 3/9/2022 | | <0.0007 | | | | | | | |
| 8/11/2022 | <0.0007 | | | | | | | | |
| 8/15/2022 | | | | <0.0007 | | 0.0001 (J) | | | |
| 8/16/2022 | | 9.5E-05 (J) | <0.0007 | | <0.0007 | | 0.00045 (J) | <0.0007 | <0.0007 |
| 2/15/2023 | <0.0007 | <0.0007 | <0.0007 | | <0.0007 | | | | |
| 2/17/2023 | | | | | | | 0.00011 (J) | | |
| 2/20/2023 | | | | | | | | | <0.0007 |
| 2/21/2023 | | | | <0.0007 | | <0.0007 | | <0.0007 | |

ND substitution: RL or RL/2 if <15% NDs.

# Time Series

Constituent: Cadmium (mg/L) Analysis Run 3/31/2026 4:41 AM

Plant Wansley Client: Southern Company Data: Wansley Landfill

| | GWC-8 | GWC-9 | GWC-10 | GWC-11 | GWC-12 | GWC-13 | GWC-14 | GWC-15 | GWC-16 |
|---|---|---|---|---|---|---|---|---|---|
| 8/9/2023 | <0.0007 | <0.0007 | | | | | | | |
| 8/10/2023 | | | <0.0007 | | | | | | |
| 8/14/2023 | | | | <0.0007 | <0.0007 | | <0.0007 | <0.0007 | <0.0007 |
| 8/16/2023 | | | | | | <0.0007 | | | |
| 2/14/2024 | | | | <0.0007 | | | | | |
| 2/19/2024 | | <0.0007 | | | | 0.00026 (J) | 0.0001 (J) | | |
| 2/20/2024 | | | 8E-05 (J) | | <0.0007 | | | | |
| 2/21/2024 | <0.0007 | | | | | | | <0.0007 | <0.0007 |
| 7/30/2024 | <0.0007 | | | | | | | | |
| 7/31/2024 | | 0.00032 (J) | <0.0007 | | | | | | |
| 8/5/2024 | | | | | | <0.0007 | | | <0.0007 |
| 8/6/2024 | | | | <0.0007 | <0.0007 | | 0.00037 (J) | <0.0007 | |
| 2/11/2025 | | | | | | | | | <0.0007 |
| 2/13/2025 | <0.0007 | | | | | | | | |
| 2/17/2025 | | | | | <0.0007 | | <0.0007 | | |
| 2/18/2025 | | <0.0007 | | <0.0007 | | <0.0007 | | <0.0007 | |
| 2/19/2025 | | | <0.0007 | | | | | | |
| 8/13/2025 | <0.0007 | 0.00043 (J) | | | | | | | |
| 8/15/2025 | | | | | | | | | <0.0007 |
| 8/18/2025 | | | | <0.0007 | <0.0007 | | | <0.0007 | |
| 8/19/2025 | | | <0.0007 | | | <0.0007 | 0.00036 (J) | | |
| 1/20/2026 | | | | | | | <0.0007 | | |
| 1/21/2026 | | | <0.0007 | <0.0007 | <0.0007 | <0.0007 | | <0.0007 | <0.0007 |
| 1/22/2026 | <0.0007 | <0.0007 | | | | | | | |

ND substitution: RL or RL/2 if <15% NDs.

# Time Series

Constituent: Cadmium (mg/L) Analysis Run 3/31/2026 4:41 AM

Plant Wansley Client: Southern Company Data: Wansley Landfill

| | GWC-17 | GWC-18 | GWC-19 | GWC-20 | GWC-21 | GWC-22 | GWC-23 | GWC-24 | GWC-25 |
|---|---|---|---|---|---|---|---|---|---|
| 8/30/2011 | <0.0007 | <0.0007 | <0.0007 | | | | | | |
| 8/31/2011 | | | | <0.0007 | <0.0007 | | | | |
| 9/15/2011 | | | | | | <0.0007 | | | |
| 9/16/2011 | | | | | | | <0.0007 | | |
| 9/17/2011 | | | | | | | | | <0.0007 |
| 10/26/2011 | <0.0007 | <0.0007 | <0.0007 | | | | | | |
| 10/27/2011 | | | | <0.0007 | <0.0007 | | | | |
| 10/29/2011 | | | | | | <0.0007 | <0.0007 | | |
| 10/31/2011 | | | | | | | | | <0.0007 |
| 12/3/2011 | <0.0007 | <0.0007 | <0.0007 | | | | | | |
| 12/4/2011 | | | | <0.0007 | <0.0007 | | | | |
| 12/13/2011 | | | | | | <0.0007 | <0.0007 | | |
| 12/14/2011 | | | | | | | | | <0.0007 |
| 1/25/2012 | <0.0007 | | | | | <0.0007 | | | |
| 1/31/2012 | | | | | | | <0.0007 | | |
| 2/7/2012 | | | | | | | | | <0.0007 |
| 2/8/2012 | | | <0.0007 | <0.0007 | <0.0007 | | | | |
| 2/9/2012 | | <0.0007 | | | | | | | |
| 7/11/2012 | <0.0007 | <0.0007 | <0.0007 | <0.0007 | | | | | |
| 7/17/2012 | | | | | <0.0007 | | | | <0.0007 |
| 7/18/2012 | | | | | | <0.0007 | <0.0007 | | |
| 1/8/2013 | <0.0007 | <0.0007 | <0.0007 | <0.0007 | | | | | |
| 1/9/2013 | | | | | <0.0007 | | | | |
| 1/22/2013 | | | | | | <0.0007 | <0.0007 | | |
| 7/16/2013 | <0.0007 | <0.0007 | <0.0007 | <0.0007 | <0.0007 | <0.0007 | | | |
| 7/23/2013 | | | | | | | <0.0007 | | |
| 7/24/2013 | | | | | | | | | <0.0007 |
| 1/14/2014 | <0.0007 | <0.0007 | | | | | | | |
| 1/21/2014 | | | <0.0007 | <0.0007 | 0.00029 (J) | <0.0007 | | | |
| 1/22/2014 | | | | | | | <0.0007 | | |
| 1/23/2014 | | | | | | | | | <0.0007 |
| 6/24/2014 | | <0.0007 | <0.0007 | <0.0007 | <0.0007 | | | | |
| 6/25/2014 | <0.0007 | | | | | <0.0007 | | | |
| 7/1/2014 | | | | | | | <0.0007 | | |
| 7/8/2014 | | | | | | | | <0.0007 | <0.0007 |
| 1/13/2015 | | <0.0007 | <0.0007 | <0.0007 | <0.0007 | | | | |
| 1/14/2015 | <0.0007 | | | | | <0.0007 | | | |
| 1/21/2015 | | | | | | | | | <0.0007 |
| 1/22/2015 | | | | | | | <0.0007 | | |
| 7/23/2015 | | <0.0007 | <0.0007 | <0.0007 | <0.0007 | <0.0007 | | | |
| 7/28/2015 | <0.0007 | | | | | | | | |
| 7/29/2015 | | | | | | | <0.0007 | | |
| 7/30/2015 | | | | | | | | | <0.0007 |
| 7/31/2015 | | | | | | | | <0.0007 | |
| 1/20/2016 | | | | | | | | <0.0007 | |
| 1/21/2016 | | | | | | | <0.0007 | | <0.0007 |
| 1/26/2016 | | | | | <0.0007 | <0.0007 | | | |
| 1/27/2016 | <0.0007 | <0.0007 | <0.0007 | <0.0007 | | | | | |
| 3/28/2016 | | | | | | | | | <0.0007 |
| 3/29/2016 | | | | | | | <0.0007 | | |
| 3/30/2016 | <0.0007 | <0.0007 | <0.0007 | <0.0007 | <0.0007 | | | 0.000124 (J) | |
| 3/31/2016 | | | | | | <0.0007 | | | |

ND substitution: RL or RL/2 if <15% NDs.

# Time Series

Constituent: Cadmium (mg/L) Analysis Run 3/31/2026 4:41 AM

Plant Wansley Client: Southern Company Data: Wansley Landfill

| | GWC-17 | GWC-18 | GWC-19 | GWC-20 | GWC-21 | GWC-22 | GWC-23 | GWC-24 | GWC-25 |
|---|---|---|---|---|---|---|---|---|---|
| 5/25/2016 | <0.0007 | | | | | | <0.0007 | <0.0007 | <0.0007 |
| 5/26/2016 | | <0.0007 | <0.0007 | <0.0007 | <0.0007 | <0.0007 | | | |
| 7/25/2016 | | <0.0007 | <0.0007 | <0.0007 | | | | | |
| 7/26/2016 | | | | | <0.0007 | <0.0007 | | | |
| 7/27/2016 | <0.0007 | | | | | | <0.0007 | <0.0007 | <0.0007 |
| 9/16/2016 | | | | | | | | <0.0007 | |
| 9/19/2016 | <0.0007 | <0.0007 | <0.0007 | | | | | | <0.0007 |
| 9/20/2016 | | | | <0.0007 | <0.0007 | <0.0007 | <0.0007 | | |
| 11/15/2016 | | | | | | | | | <0.0007 |
| 11/17/2016 | <0.0007 | <0.0007 | <0.0007 | <0.0007 | <0.0007 | <0.0007 | | | |
| 11/18/2016 | | | | | | | <0.0007 | <0.0007 | |
| 1/24/2017 | | | | | | | | | <0.0007 |
| 2/1/2017 | <0.0007 | <0.0007 | | | | | | | |
| 2/2/2017 | | | <0.0007 | <0.0007 | <0.0007 | | | | |
| 2/3/2017 | | | | | | <0.0007 | <0.0007 | 0.0021 (J) | |
| 3/23/2017 | | | | | | | | | <0.0007 |
| 3/24/2017 | <0.0007 | <0.0007 | <0.0007 | | | | | | |
| 3/28/2017 | | | | <0.0007 | <0.0007 | <0.0007 | <0.0007 | | |
| 3/29/2017 | | | | | | | | <0.0007 | |
| 5/2/2017 | | | | | | | | | <0.0007 |
| 5/3/2017 | <0.0007 | <0.0007 | <0.0007 | | | <0.0007 | | | |
| 5/4/2017 | | | | <0.0007 | <0.0007 | | <0.0007 | <0.0007 | |
| 8/3/2017 | | | | | | | | | <0.0007 |
| 8/7/2017 | <0.0007 | <0.0007 | <0.0007 | <0.0007 | <0.0007 | | | | |
| 8/8/2017 | | | | | | <0.0007 | <0.0007 | <0.0007 | |
| 1/25/2018 | <0.0007 | <0.0007 | <0.0007 | | | <0.0007 | <0.0007 | <0.0007 | <0.0007 |
| 1/26/2018 | | | | <0.0007 | <0.0007 | | | | |
| 6/20/2018 | | | | | <0.0007 | <0.0007 | <0.0007 | | |
| 6/21/2018 | | <0.0007 | <0.0007 | <0.0007 | | | | | |
| 6/26/2018 | <0.0007 | | | | | | | | |
| 6/27/2018 | | | | | | | | <0.0007 | <0.0007 |
| 1/24/2019 | <0.0007 | | | | <0.0007 | <0.0007 | | | <0.0007 |
| 1/25/2019 | | | | | | | <0.0007 | | |
| 1/28/2019 | | <0.0007 | <0.0007 | <0.0007 | | | | | |
| 1/31/2019 | | | | | | | | <0.0007 | |
| 6/25/2019 | <0.0007 | | | <0.0007 | <0.0007 | 0.00057 (J) | | | <0.0007 |
| 6/26/2019 | | | <0.0007 | | | | <0.0007 | <0.0007 | |
| 6/27/2019 | | <0.0007 | | | | | | | |
| 9/10/2019 | | | | | | 0.00046 (J) | | | |
| 9/11/2019 | <0.0007 | <0.0007 | | <0.0007 | 0.00018 (J) | | | <0.0007 | 0.0002 (J) |
| 9/12/2019 | | | <0.0007 | | | | <0.0007 | | |
| 3/12/2020 | | | | | | | | <0.0007 | <0.0007 |
| 3/17/2020 | <0.0007 | <0.0007 | | | | | | | |
| 3/18/2020 | | | <0.0007 | <0.0007 | <0.0007 | 0.00062 (J) | <0.0007 | | |
| 9/10/2020 | | | | | | <0.0007 | <0.0007 | | |
| 9/14/2020 | <0.0007 | <0.0007 | | | | | | | <0.0007 |
| 9/15/2020 | | | <0.0007 | <0.0007 | <0.0007 | | | <0.0007 | |
| 3/15/2021 | | | | | | <0.0007 | | | |
| 3/16/2021 | <0.0007 | <0.0007 | | <0.0007 | 0.00025 (J) | | | | |
| 3/17/2021 | | | <0.0007 | | | | | | <0.0007 |
| 3/18/2021 | | | | | | | <0.0007 | <0.0007 | |
| 8/19/2021 | | | | | <0.0007 | <0.0007 | | <0.0007 | <0.0007 |

ND substitution: RL or RL/2 if <15% NDs.

# Time Series

Constituent: Cadmium (mg/L) Analysis Run 3/31/2026 4:41 AM

Plant Wansley Client: Southern Company Data: Wansley Landfill

| | GWC-17 | GWC-18 | GWC-19 | GWC-20 | GWC-21 | GWC-22 | GWC-23 | GWC-24 | GWC-25 |
|---|---|---|---|---|---|---|---|---|---|
| 8/20/2021 | <0.0007 | | | | | | | | |
| 8/23/2021 | | | | | | | <0.0007 | | |
| 8/24/2021 | | <0.0007 | <0.0007 | <0.0007 | | | | | |
| 3/7/2022 | | | | <0.0007 | <0.0007 | | | | |
| 3/8/2022 | <0.0007 | <0.0007 | 0.00097 (J) | | | <0.0007 | | | <0.0007 |
| 3/9/2022 | | | | | | | <0.0007 | | |
| 3/10/2022 | | | | | | | | <0.0007 | |
| 8/10/2022 | | | | | | | | | <0.0007 |
| 8/11/2022 | <0.0007 | <0.0007 | <0.0007 | | | | | | |
| 8/16/2022 | | | | <0.0007 | 9.5E-05 (J) | | <0.0007 | | |
| 8/17/2022 | | | | | | <0.0007 | | | |
| 8/18/2022 | | | | | | | | <0.0007 | |
| 2/14/2023 | | | | | | 9E-05 (J) | | | |
| 2/16/2023 | | | | | | | | 8E-05 (J) | |
| 2/20/2023 | <0.0007 | <0.0007 | | | | | | | |
| 2/21/2023 | | | <0.0007 | | 0.00012 (J) | | <0.0007 | | <0.0007 |
| 2/22/2023 | | | | <0.0007 | | | | | |
| 8/9/2023 | | <0.0007 | <0.0007 | <0.0007 | 8.5E-05 (J) | | | | |
| 8/10/2023 | <0.0007 | | | | | | | | |
| 8/14/2023 | | | | | | <0.0007 | | | |
| 8/15/2023 | | | | | | | <0.0007 | | <0.0007 |
| 8/16/2023 | | | | | | | | <0.0007 | |
| 2/14/2024 | | | | | | 0.00024 (J) | | | |
| 2/19/2024 | | | | | <0.0007 | | <0.0007 | | |
| 2/20/2024 | 0.00026 (J) | | | <0.0007 | | | | | |
| 2/21/2024 | | <0.0007 | <0.0007 | | | | | | <0.0007 |
| 2/22/2024 | | | | | | | | <0.0007 | |
| 7/30/2024 | | | | | 0.0001 (J) | | <0.0007 | | |
| 8/1/2024 | | | | | | | | | <0.0007 |
| 8/2/2024 | | | | <0.0007 | | | | | |
| 8/6/2024 | | | <0.0007 | | | <0.0007 | | <0.0007 | |
| 8/7/2024 | <0.0007 | <0.0007 | | | | | | | |
| 2/11/2025 | | | | | <0.0007 | <0.0007 | <0.0007 | | |
| 2/13/2025 | <0.0007 | <0.0007 | | | | | | | |
| 2/14/2025 | | | <0.0007 | <0.0007 | | | | <0.0007 | <0.0007 |
| 8/12/2025 | | | | <0.0007 | <0.0007 | <0.0007 | <0.0007 | | |
| 8/13/2025 | <0.0007 | <0.0007 | <0.0007 | | | | | | <0.0007 |
| 8/14/2025 | | | | | | | | <0.0007 | |
| 1/20/2026 | | | | | <0.0007 | <0.0007 | | | |
| 1/21/2026 | <0.0007 | <0.0007 | <0.0007 | <0.0007 | | | | <0.0007 | <0.0007 |
| 1/22/2026 | | | | | | | <0.0007 | | |

ND substitution: RL or RL/2 if <15% NDs.

# Time Series

Constituent: Cadmium (mg/L) Analysis Run 3/31/2026 4:41 AM

Plant Wansley Client: Southern Company Data: Wansley Landfill

| | GWC-26 | GWC-27 | GWC-30 | GWC-31 | GWC-32 | GWC-33 | GWC-34 | GWC-35 |
|---|---|---|---|---|---|---|---|---|
| 9/15/2011 | | | <0.0007 | | <0.0007 | | | |
| 9/16/2011 | | | | | | <0.0007 | <0.0007 | <0.0007 |
| 9/17/2011 | <0.0007 | <0.0007 | | <0.0007 | | | | |
| 10/28/2011 | | | <0.0007 | | | | | |
| 10/29/2011 | <0.0007 | <0.0007 | | | | | | |
| 10/30/2011 | | | | | | <0.0007 | | |
| 10/31/2011 | | | | <0.0007 | <0.0007 | | <0.0007 | <0.0007 |
| 12/12/2011 | | | | | | | <0.0007 | <0.0007 |
| 12/13/2011 | | | <0.0007 | | <0.0007 | <0.0007 | | |
| 12/14/2011 | <0.0007 | <0.0007 | | | | | | |
| 1/25/2012 | | <0.0007 | | | | | | |
| 2/1/2012 | | | | | <0.0007 | <0.0007 | <0.0007 | <0.0007 |
| 2/7/2012 | <0.0007 | | | <0.0007 | | | | |
| 2/8/2012 | | | <0.0007 | | | | | |
| 7/16/2012 | | | | | | | <0.0007 | <0.0007 |
| 7/17/2012 | <0.0007 | <0.0007 | | | <0.0007 | <0.0007 | | |
| 7/18/2012 | | | <0.0007 | | | | | |
| 1/22/2013 | | | | | | | <0.0007 | <0.0007 |
| 1/23/2013 | | | | <0.0007 | <0.0007 | <0.0007 | | |
| 1/24/2013 | <0.0007 | <0.0007 | <0.0007 | | | | | |
| 7/2/2013 | | | | | | | | <0.0007 |
| 7/17/2013 | | | | | | <0.0007 | <0.0007 | |
| 7/24/2013 | <0.0007 | <0.0007 | <0.0007 | | <0.0007 | | | |
| 1/21/2014 | | | | | | | | <0.0007 |
| 1/23/2014 | <0.0007 | <0.0007 | <0.0007 | <0.0007 | <0.0007 | <0.0007 | <0.0007 | |
| 6/25/2014 | | | | | | | <0.0007 | <0.0007 |
| 7/1/2014 | | | <0.0007 | <0.0007 | <0.0007 | | | |
| 7/8/2014 | <0.0007 | <0.0007 | | | | | | |
| 1/14/2015 | | | | | | | <0.0007 | <0.0007 |
| 1/20/2015 | | | <0.0007 | | <0.0007 | <0.0007 | | |
| 1/21/2015 | <0.0007 | <0.0007 | | <0.0007 | | | | |
| 7/28/2015 | | | | | | | | <0.0007 |
| 7/29/2015 | | | | | | <0.0007 | <0.0007 | |
| 7/30/2015 | | <0.0007 | <0.0007 | | <0.0007 | | | |
| 7/31/2015 | <0.0007 | | | | | | | |
| 1/19/2016 | | | <0.0007 | | | | | |
| 1/21/2016 | | | | | | | <0.0007 | <0.0007 |
| 1/22/2016 | | <0.0007 | | | | | | |
| 1/25/2016 | <0.0007 | | | <0.0007 | <0.0007 | <0.0007 | | |
| 3/23/2016 | | <0.0007 | <0.0007 | | <0.0007 | <0.0007 | | |
| 3/24/2016 | <0.0007 | | | | | | <0.0007 | <0.0007 |
| 3/30/2016 | | | | <0.0007 | | | | |
| 5/20/2016 | | | <0.0007 | | | | | |
| 5/23/2016 | | | | | | | <0.0007 | <0.0007 |
| 5/24/2016 | | <0.0007 | | | <0.0007 | <0.0007 | | |
| 5/25/2016 | <0.0007 | | | <0.0007 | | | | |
| 7/21/2016 | | | <0.0007 | | | | <0.0007 | <0.0007 |
| 7/22/2016 | | | | | <0.0007 | <0.0007 | | |
| 7/26/2016 | <0.0007 | <0.0007 | | | | | | |
| 7/27/2016 | | | | <0.0007 | | | | |
| 9/15/2016 | | | | | | | <0.0007 | <0.0007 |
| 9/16/2016 | | | | | <0.0007 | <0.0007 | | |

ND substitution: RL or RL/2 if <15% NDs.

# Time Series

Constituent: Cadmium (mg/L) Analysis Run 3/31/2026 4:41 AM

Plant Wansley Client: Southern Company Data: Wansley Landfill

| | GWC-26 | GWC-27 | GWC-30 | GWC-31 | GWC-32 | GWC-33 | GWC-34 | GWC-35 |
|---|---|---|---|---|---|---|---|---|
| 9/19/2016 | <0.0007 | <0.0007 | | | | | | |
| 9/20/2016 | | | <0.0007 | | | | | |
| 11/11/2016 | | <0.0007 | | | | | | |
| 11/14/2016 | <0.0007 | | <0.0007 | | | | | |
| 11/15/2016 | | | | | <0.0007 | | <0.0007 | <0.0007 |
| 11/17/2016 | | | | | | <0.0007 | | |
| 1/19/2017 | <0.0007 | | | | | | | |
| 1/20/2017 | | <0.0007 | | | | | | |
| 1/24/2017 | | | <0.0007 | | | | | |
| 1/25/2017 | | | | <0.0007 | | <0.0007 | <0.0007 | |
| 1/26/2017 | | | | | <0.0007 | | | <0.0007 |
| 3/16/2017 | <0.0007 | <0.0007 | | | | | | |
| 3/17/2017 | | | <0.0007 | | | | | |
| 3/22/2017 | | | | | | | <0.0007 | <0.0007 |
| 3/23/2017 | | | | <0.0007 | | <0.0007 | | |
| 3/24/2017 | | | | | <0.0007 | | | |
| 4/28/2017 | | <0.0007 | | | | | | |
| 5/1/2017 | <0.0007 | | <0.0007 | | | <0.0007 | <0.0007 | |
| 5/2/2017 | | | | <0.0007 | <0.0007 | | | <0.0007 |
| 7/19/2017 | | | | <0.0007 | | | | |
| 8/3/2017 | <0.0007 | <0.0007 | | | <0.0007 | | <0.0007 | <0.0007 |
| 8/4/2017 | | | <0.0007 | <0.0007 | | <0.0007 | | |
| 1/19/2018 | | <0.0007 | | | | | | |
| 1/22/2018 | <0.0007 | | | | | | | |
| 1/23/2018 | | | | <0.0007 | <0.0007 | <0.0007 | <0.0007 | <0.0007 |
| 1/24/2018 | | | <0.0007 | | | | | |
| 6/19/2018 | | | | | | | | <0.0007 |
| 6/20/2018 | | | | | | | <0.0007 | |
| 6/21/2018 | | | <0.0007 | | | | | |
| 6/26/2018 | | | | | <0.0007 | <0.0007 | | |
| 6/27/2018 | <0.0007 | <0.0007 | | <0.0007 | | | | |
| 1/21/2019 | | | | | | | | <0.0007 |
| 1/24/2019 | <0.0007 | <0.0007 | | | | | | |
| 1/28/2019 | | | | | | | <0.0007 | |
| 1/30/2019 | | | <0.0007 | | <0.0007 | <0.0007 | | |
| 1/31/2019 | | | | <0.0007 | | | | |
| 6/25/2019 | <0.0007 | | | | | | | |
| 6/26/2019 | | <0.0007 | | <0.0007 | | <0.0007 | <0.0007 | <0.0007 |
| 6/27/2019 | | | <0.0007 | | <0.0007 | | | |
| 9/10/2019 | | | <0.0007 | | | | | |
| 9/11/2019 | | | | <0.0007 | | | <0.0007 | |
| 9/12/2019 | <0.0007 | <0.0007 | | | <0.0007 | <0.0007 | | <0.0007 |
| 3/11/2020 | | | <0.0007 | | | | <0.0007 | <0.0007 |
| 3/12/2020 | | <0.0007 | | | | <0.0007 | | |
| 3/13/2020 | <0.0007 | | | | | | | |
| 3/17/2020 | | | | <0.0007 | | | | |
| 3/18/2020 | | | | | <0.0007 | | | |
| 9/9/2020 | | <0.0007 | | | | | | |
| 9/10/2020 | | | <0.0007 | | | | | |
| 9/11/2020 | | | | <0.0007 | | | <0.0007 | <0.0007 |
| 9/15/2020 | <0.0007 | | | | <0.0007 | | | |
| 9/16/2020 | | | | | | <0.0007 | | |

ND substitution: RL or RL/2 if <15% NDs.

# Time Series

Constituent: Cadmium (mg/L) Analysis Run 3/31/2026 4:41 AM

Plant Wansley Client: Southern Company Data: Wansley Landfill

| | GWC-26 | GWC-27 | GWC-30 | GWC-31 | GWC-32 | GWC-33 | GWC-34 | GWC-35 |
|---|---|---|---|---|---|---|---|---|
| 3/16/2021 | | | | <0.0007 | | | <0.0007 | <0.0007 |
| 3/17/2021 | <0.0007 | | | | <0.0007 | | | |
| 3/18/2021 | | <0.0007 | <0.0007 | | | <0.0007 | | |
| 8/18/2021 | | | | | | | | <0.0007 |
| 8/19/2021 | <0.0007 | | | | | | | |
| 8/23/2021 | | <0.0007 | <0.0007 | | | | | |
| 8/24/2021 | | | | | <0.0007 | <0.0007 | <0.0007 | |
| 8/25/2021 | | | | <0.0007 | | | | |
| 3/2/2022 | | | <0.0007 | | | | <0.0007 | <0.0007 |
| 3/8/2022 | | <0.0007 | | | | | | |
| 3/9/2022 | <0.0007 | | | | <0.0007 | <0.0007 | | |
| 3/10/2022 | | | | <0.0007 | | | | |
| 8/10/2022 | <0.0007 | <0.0007 | <0.0007 | | <0.0007 | | 0.00016 (J) | |
| 8/15/2022 | | | | | | <0.0007 | | <0.0007 |
| 8/16/2022 | | | | <0.0007 | | | | |
| 2/14/2023 | | | <0.0007 | | | | | |
| 2/15/2023 | | | | | <0.0007 | | | |
| 2/20/2023 | | <0.0007 | | | | <0.0007 | 0.00014 (J) | <0.0007 |
| 2/21/2023 | <0.0007 | | | | | | | |
| 2/22/2023 | | | | 8E-05 (J) | | | | |
| 8/15/2023 | | <0.0007 | | | <0.0007 | <0.0007 | | |
| 8/16/2023 | <0.0007 | | <0.0007 | <0.0007 | | | <0.0007 | <0.0007 |
| 2/20/2024 | <0.0007 | <0.0007 | | | <0.0007 | <0.0007 | | |
| 2/21/2024 | | | <0.0007 | <0.0007 | | | | |
| 2/22/2024 | | | | | | | 0.0002 (J) | <0.0007 |
| 7/30/2024 | | <0.0007 | | | | | | |
| 7/31/2024 | | | | | | <0.0007 | | |
| 8/2/2024 | <0.0007 | | | 9.5E-05 (J) | | | | |
| 8/5/2024 | | | 9.5E-05 (J) | | | | <0.0007 | <0.0007 |
| 8/6/2024 | | | | | <0.0007 | | | |
| 2/11/2025 | | <0.0007 | | | | | | |
| 2/13/2025 | <0.0007 | | <0.0007 | | | | <0.0007 | |
| 2/18/2025 | | | | <0.0007 | | | | <0.0007 |
| 2/19/2025 | | | | | <0.0007 | <0.0007 | | |
| 8/13/2025 | <0.0007 | <0.0007 | | | | | | |
| 8/14/2025 | | | <0.0007 | | <0.0007 | | <0.0007 | <0.0007 |
| 8/15/2025 | | | | <0.0007 | | | | |
| 8/19/2025 | | | | | | <0.0007 | | |
| 1/21/2026 | | <0.0007 | <0.0007 | | <0.0007 | | | |
| 1/22/2026 | <0.0007 | | | | | <0.0007 | <0.0007 | <0.0007 |
| 2/11/2026 | | | | <0.0007 | | | | |

ND substitution: RL or RL/2 if <15% NDs.

# Time Series

Constituent: Calcium (mg/L) Analysis Run 3/31/2026 4:41 AM

Plant Wansley Client: Southern Company Data: Wansley Landfill

| | GWA-1 (bg) | GWA-2 (bg) | GWA-3 (bg) | GWA-4 (bg) | GWA-28 (bg) | GWA-29 (bg) | GWC-5 | GWC-6 | GWC-7 |
|---|---|---|---|---|---|---|---|---|---|
| 3/22/2016 | | | | | 2.86 | 4.65 | | | |
| 3/23/2016 | 0.893 | 3.09 | | 24.2 | | | | | |
| 3/28/2016 | | | | | | | 23.9 | 10.8 | |
| 3/29/2016 | | | | | | | | | 70.8 |
| 3/31/2016 | | | 39.6 | | | | | | |
| 5/19/2016 | | | | 33.6 | | 5.08 | | | |
| 5/20/2016 | 0.784 | | | | | | | | |
| 5/23/2016 | | | | | 2.81 | | 26.3 | | |
| 5/24/2016 | | 3.51 | | | | | | 13 | 63.2 |
| 5/25/2016 | | | 28.3 | | | | | | |
| 7/21/2016 | 0.6 | | | 30 | | 4.7 | 21 | 12 | |
| 7/22/2016 | | | | | | | | | 56 |
| 7/25/2016 | | | | | 2.4 | | | | |
| 7/26/2016 | | 3.1 | | | | | | | |
| 7/27/2016 | | | 22 | | | | | | |
| 9/14/2016 | | | | 31 | | | | | |
| 9/15/2016 | 0.7 | | | | 2.5 | | 20 | 16 | 60 |
| 9/16/2016 | | 3.6 | | | | | | | |
| 11/9/2016 | | | | | 2.6 | | | | |
| 11/10/2016 | | 3.7 | | 27 | | | | | |
| 11/11/2016 | 0.59 | | | | | | | | |
| 11/15/2016 | | | | | | | 20 | | |
| 11/16/2016 | | | | | | | | 14 | 59 |
| 1/17/2017 | | | | 26 | 2.4 | 3.7 | | | |
| 1/19/2017 | 0.59 | 4.2 | | | | | | | |
| 1/26/2017 | | | | | | | 16 | 13 | 61 |
| 3/15/2017 | | | | | | 3.8 | | | |
| 3/16/2017 | 0.72 | | | 27 | 2.7 | | | | |
| 3/17/2017 | | 3.4 | | | | | | | |
| 3/22/2017 | | | | | | | 17 | 12 | 56 |
| 4/27/2017 | | | | 27 | 2.4 | 3.9 | | | |
| 4/28/2017 | 0.72 | 3.9 | | | | | | | |
| 5/2/2017 | | | | | | | 38 | 12 | 59 |
| 7/18/2017 | | | | | | 3.9 | | | |
| 8/1/2017 | | | 72 | | | 3.8 | | | |
| 10/3/2017 | | 4.2 | 91 (O) | 30 | 2.7 | 4.1 | 27 | 14 | 57 |
| 10/4/2017 | 0.73 | | | | | | | | |
| 1/19/2018 | 0.7 | 3.8 | | | 2.6 | 3.7 | | | |
| 1/22/2018 | | | | 33 | | | | | |
| 1/23/2018 | | | | | | | 31 | 14 | 51 |
| 3/15/2018 | | | | | 2.5 | 4 | | | |
| 6/19/2018 | 0.75 | 3.4 | | 26 | 2.5 | 4.1 | | | |
| 6/20/2018 | | | 43 | | | | | | |
| 6/25/2018 | | | | | | | 35 | 12 | 54 |
| 9/25/2018 | 0.73 | 4 | | 29 | 2.8 | 4.6 | | 15 | |
| 10/2/2018 | | | | | | | | | 52 |
| 10/3/2018 | | | | | | | 32 | | |
| 1/17/2019 | 0.74 | 3.5 | | 22 | | | | | |
| 1/18/2019 | | | 10 | | | 4.2 | | | |
| 1/21/2019 | | | | | 3 | | | | 52 |
| 1/30/2019 | | | | | | | 34 | 12 | |
| 6/24/2019 | 0.76 | 5 | | 27 | | | | | |

# Time Series

Constituent: Calcium (mg/L) Analysis Run 3/31/2026 4:41 AM

Plant Wansley Client: Southern Company Data: Wansley Landfill

| | GWA-1 (bg) | GWA-2 (bg) | GWA-3 (bg) | GWA-4 (bg) | GWA-28 (bg) | GWA-29 (bg) | GWC-5 | GWC-6 | GWC-7 |
|---|---|---|---|---|---|---|---|---|---|
| 6/25/2019 | | | 10 | | 3 | 4.8 | | | 50 |
| 6/26/2019 | | | | | | | 39 | 12 | |
| 9/9/2019 | 0.8 | | | | | | | | |
| 9/10/2019 | | 4.2 | | 31 | 2.9 | 4.8 | | | 50 |
| 9/11/2019 | | | 11 | | | | | | |
| 9/12/2019 | | | | | | | 31 | 16 | |
| 3/10/2020 | 0.85 | 3.3 | 11 | 26 | 2.9 | 4.1 | | | |
| 3/12/2020 | | | | | | | | | 47 |
| 3/16/2020 | | | | | | | 33 | 12 | |
| 9/9/2020 | 0.81 | | 12 | 26 | 2.8 | 3.9 | 32 | | |
| 9/10/2020 | | 3.4 | | | | | | | |
| 9/11/2020 | | | | | | | | 15 | |
| 9/14/2020 | | | | | | | | | 43 |
| 3/15/2021 | 0.82 | 3.2 | 16 | 21 | 3 | 4.6 | | | |
| 3/16/2021 | | | | | | | | | 47 |
| 3/17/2021 | | | | | | | 34 | 15 | |
| 8/16/2021 | 0.77 | | | | 2.7 | | | | |
| 8/18/2021 | | 3.3 | 16 | 24 | | 4.2 | | 16 | |
| 8/19/2021 | | | | | | | 35 | | 47 |
| 2/28/2022 | 0.76 | | | | | | | | |
| 3/1/2022 | | 3 | 15 | 24 | 2.8 | | | | |
| 3/2/2022 | | | | | | 4.3 | 30 | 14 | 47 |
| 8/9/2022 | 0.83 | 3.8 | 17 | 34 | 3.3 | 5.3 | | | |
| 8/11/2022 | | | | | | | 28 | 15 | 43 |
| 2/13/2023 | | | | | | 4.7 | | | |
| 2/14/2023 | 0.9 | 3.1 | 18 | 28 | 3.4 | | | | |
| 2/20/2023 | | | | | | | 30 | 15 | |
| 2/21/2023 | | | | | | | | | 50 |
| 8/8/2023 | | | 19 | | | 5.2 | | | |
| 8/9/2023 | 0.87 | 3.4 | | 36 | 3.5 | | | | 47 |
| 8/14/2023 | | | | | | | 32 | 16 | |
| 2/13/2024 | 0.86 | | | | | | | | |
| 2/14/2024 | | 3.4 | | 38 | 3.2 | 4.5 | 30 | 15 | |
| 2/21/2024 | | | | | | | | | 44 |
| 7/29/2024 | | | | 30 | 3.7 | | | | |
| 7/30/2024 | 0.89 | 3.5 | | | | 4.7 | | | |
| 7/31/2024 | | | 24 | | | | 32 | | |
| 8/1/2024 | | | | | | | | 17 | 48 |
| 2/10/2025 | | | | 32 | 3.6 | | | | |
| 2/11/2025 | 0.84 | 4.8 | | | | 4.8 | | | |
| 2/13/2025 | | | | | | | | | 38 |
| 2/14/2025 | | | | | | | 31 | | |
| 2/18/2025 | | | | | | | | 16 | |
| 8/12/2025 | 0.76 | 3.2 | | 32 | 3.1 | 4.6 | | | |
| 8/13/2025 | | | 23 | | | | | | |
| 8/15/2025 | | | | | | | | 14 | |
| 8/18/2025 | | | | | | | 35 | | 41 |
| 1/20/2026 | 0.81 | 5.2 | | 35 | 3.3 | 4.8 | | 18 | |
| 1/21/2026 | | | 58 | | | | 35 | | |
| 1/22/2026 | | | | | | | | | 39 |

# Time Series

Constituent: Calcium (mg/L)  Analysis Run 3/31/2026 4:41 AM

Plant Wansley  Client: Southern Company  Data: Wansley Landfill

| | GWC-8 | GWC-9 | GWC-10 | GWC-11 | GWC-12 | GWC-13 | GWC-14 | GWC-15 | GWC-16 |
|---|---|---|---|---|---|---|---|---|---|
| 3/29/2016 | 27.2 | 12.6 | | 15 | 32.6 | 3.91 | | | |
| 3/30/2016 | | | 27.6 | | | | 13.8 | 13.3 | 6.72 |
| 5/24/2016 | 30.8 | 14.9 | | | | | | | |
| 5/25/2016 | | | 28.5 | 18.5 | 38.3 | 4.06 | 22.2 | 10.6 | 7.09 |
| 7/22/2016 | | | | | 32 | | | | |
| 7/25/2016 | | 23 | | 14 | | | | | |
| 7/26/2016 | 24 | | | | | 3.7 | 28 | 7.2 | |
| 7/27/2016 | | | 29 | | | | | | 6.4 |
| 9/15/2016 | | | | | 33 | 3.7 | 30 | | |
| 9/16/2016 | | | 27 | | | | | | 6.7 |
| 9/19/2016 | 30 | 25 | | 18 | | | | | |
| 9/20/2016 | | | | | | | | 6.9 | |
| 11/16/2016 | 30 | 28 | | 15 | 34 | | | | |
| 11/17/2016 | | | 29 | | | 3.5 | 46 | 6.1 | 6.3 |
| 1/26/2017 | 29 | | | | | | | | |
| 1/31/2017 | | 18 | | 8 | 40 | 4.1 | | | |
| 2/1/2017 | | | 26 | | | | 15 | 9.6 | 6.8 |
| 3/23/2017 | 33 | 19 | | 9.3 | 37 | 3.9 | 18 | 9.9 | |
| 3/24/2017 | | | 24 | | | | | | 6.3 |
| 5/2/2017 | | 18 | | 14 | | | | | |
| 5/3/2017 | 28 | | 29 | | 41 | 4.1 | 18 | 9.4 | 6.9 |
| 10/3/2017 | | 19 | | | | | | | |
| 10/4/2017 | | | 32 | 16 | 40 | | 48 | 9.3 | |
| 10/5/2017 | 28 | | | | | 4.5 | | | 7.4 |
| 1/24/2018 | 25 | 16 | | 12 | 38 | | | | |
| 1/25/2018 | | | 22 | | | 4.6 | 19 | 11 | 7.1 |
| 6/20/2018 | | | | 13 | | 4 | 45 | 11 | 6.9 |
| 6/21/2018 | 29 | 13 | 13 | | | | | | |
| 6/26/2018 | | | | | 38 | | | | |
| 9/26/2018 | 34 | 18 | | | | | | | |
| 9/27/2018 | | | 13 | 9 | | | | | |
| 9/28/2018 | | | | | 46 | | | | |
| 10/1/2018 | | | | | | | 22 | 8 | 7 |
| 10/2/2018 | | | | | | 4.2 | | | |
| 1/22/2019 | 22 | 11 | | | | 4.4 | 25 | 13 | |
| 1/24/2019 | | | | 3.8 | | | | | |
| 1/25/2019 | | | | | 46 | | | | 7 |
| 1/31/2019 | | | 15 | | | | | | |
| 6/25/2019 | 29 | 14 | | | | 4.3 | 26 | 9.8 | 7 |
| 6/26/2019 | | | 16 | 11 | 43 | | | | |
| 9/10/2019 | 30 | | | | | | | | |
| 9/11/2019 | | | | | 42 | | | | 7.1 |
| 9/12/2019 | | | | | | 4.2 | 52 | | |
| 9/16/2019 | | 19 | | 14 | | | | | |
| 9/17/2019 | | | 7.2 | | | | | 7.7 | |
| 3/12/2020 | 19 | | | | | 4.3 | | | |
| 3/16/2020 | | 8.9 | | 3.1 | | | | 14 | |
| 3/17/2020 | | | 15 | | | | 40 | | 7.4 |
| 3/18/2020 | | | | | 46 | | | | |
| 9/10/2020 | | | 29 | 21 | 46 | 4.6 | 39 | 7.8 | |
| 9/11/2020 | | 14 | | | | | | | 6.9 |
| 9/14/2020 | 27 | | | | | | | | |

# Time Series

Constituent: Calcium (mg/L) Analysis Run 3/31/2026 4:41 AM

Plant Wansley Client: Southern Company Data: Wansley Landfill

| | GWC-8 | GWC-9 | GWC-10 | GWC-11 | GWC-12 | GWC-13 | GWC-14 | GWC-15 | GWC-16 |
|---|---|---|---|---|---|---|---|---|---|
| 3/16/2021 | 28 | 11 | | | 52 | | | | |
| 3/17/2021 | | | | 13 | | 4.4 | 38 | | 7.3 |
| 3/18/2021 | | | 19 | | | | | 12 | |
| 8/19/2021 | | | | | 51 | | | | |
| 8/20/2021 | 28 | | 14 | | | | | | 7.1 |
| 8/23/2021 | | | | 9.1 | | 4.2 | 21 | | |
| 8/24/2021 | | | | | | | | 8.6 | |
| 8/25/2021 | | 12 | | | | | | | |
| 3/2/2022 | 24 | | | | | | | | |
| 3/7/2022 | | | | 6.9 | 48 | | 31 | 11 | |
| 3/8/2022 | | | 16 | | | 3.9 | | | 6.6 |
| 3/9/2022 | | 8.1 | | | | | | | |
| 8/11/2022 | 24 | | | | | | | | |
| 8/15/2022 | | | | 8.7 | | 4.2 | | | |
| 8/16/2022 | | 14 | 21 | | 54 | | 39 | 7.7 | 7 |
| 2/15/2023 | 23 | 8.1 | 15 | | 55 | | | | |
| 2/17/2023 | | | | | | | 23 | | |
| 2/20/2023 | | | | | | | | | 7.5 |
| 2/21/2023 | | | | 3.4 | | 5.3 | | 10 | |
| 8/9/2023 | 26 | 14 | | | | | | | |
| 8/10/2023 | | | 16 | | | | | | |
| 8/14/2023 | | | | 7.2 | 53 | | 21 | 9 | 7.8 |
| 8/16/2023 | | | | | | 4.3 | | | |
| 2/14/2024 | | | | 6.7 | | | | | |
| 2/19/2024 | | 7.2 | | | | 5.1 | 26 | | |
| 2/20/2024 | | | 13 | | 49 | | | | |
| 2/21/2024 | 20 | | | | | | | 10 | 7.6 |
| 7/30/2024 | 22 | | | | | | | | |
| 7/31/2024 | | 9.5 | 19 | | | | | | |
| 8/5/2024 | | | | | | 4.8 | | | 7.5 |
| 8/6/2024 | | | | 7.9 | 55 | | 36 | 7.8 | |
| 2/11/2025 | | | | | | | | | 10 |
| 2/13/2025 | 26 | | | | | | | | |
| 2/17/2025 | | | | | 59 | | 19 | | |
| 2/18/2025 | | 8.7 | | 8.8 | | 5.8 | | 11 | |
| 2/19/2025 | | | 16 | | | | | | |
| 8/13/2025 | 28 | 18 | | | | | | | |
| 8/15/2025 | | | | | | | | | 7.8 |
| 8/18/2025 | | | | 10 | 56 | | | 9 | |
| 8/19/2025 | | | 8.6 | | | 4.8 | 31 | | |
| 1/20/2026 | | | | | | | 29 | | |
| 1/21/2026 | | | 11 | 6.9 | 55 | 3.8 | | 7.1 | 6.7 |
| 1/22/2026 | 25 | 9.9 | | | | | | | |

# Time Series

Constituent: Calcium (mg/L) Analysis Run 3/31/2026 4:41 AM

Plant Wansley Client: Southern Company Data: Wansley Landfill

| | GWC-17 | GWC-18 | GWC-19 | GWC-20 | GWC-21 | GWC-22 | GWC-23 | GWC-24 | GWC-25 |
|---|---|---|---|---|---|---|---|---|---|
| 3/28/2016 | | | | | | | | | 12.3 |
| 3/29/2016 | | | | | | | 3.32 | | |
| 3/30/2016 | 8.15 | 6.88 | 8.32 | 8.78 | 2.98 | | | 1.01 | |
| 3/31/2016 | | | | | | 11.5 | | | |
| 5/25/2016 | 8.68 | | | | | | 3.4 | 0.69 | 7.2 |
| 5/26/2016 | | 6.42 | 6.78 | 9.13 | 3.16 | 11.5 | | | |
| 7/25/2016 | | 5.3 | 4.7 | 7.7 | | | | | |
| 7/26/2016 | | | | | 2.9 | 9.5 | | | |
| 7/27/2016 | 7.9 | | | | | | 2.9 | 0.4 | 5.4 |
| 9/16/2016 | | | | | | | | 1.3 | |
| 9/19/2016 | 7.8 | 5.4 | 4.3 | | | | | | 8.4 |
| 9/20/2016 | | | | 8.9 | 3.6 | 11 | 3.3 | | |
| 11/15/2016 | | | | | | | | | 10 |
| 11/17/2016 | 7.5 | 5.5 | 4.1 | 7.9 | 2.8 | 10 | | | |
| 11/18/2016 | | | | | | | 2.9 | 1.3 | |
| 1/24/2017 | | | | | | | | | 14 |
| 2/1/2017 | 8.7 | 7.3 | | | | | | | |
| 2/2/2017 | | | 14 | 8.9 | 3.3 | | | | |
| 2/3/2017 | | | | | | 11 | 3.3 | 1.2 | |
| 3/23/2017 | | | | | | | | | 13 |
| 3/24/2017 | 7.5 | 6.4 | 8.7 | | | | | | |
| 3/28/2017 | | | | 7.9 | 3.2 | 9.8 | 3.1 | | |
| 3/29/2017 | | | | | | | | 1.3 | |
| 5/2/2017 | | | | | | | | | 41 (o) |
| 5/3/2017 | 8.2 | 6.8 | 9.9 | | | 10 | | | |
| 5/4/2017 | | | | 9.1 | 3.1 | | 3.3 | 1.6 | |
| 10/4/2017 | 9.1 | | | | | | | | |
| 10/5/2017 | | 7.3 | 7.5 | | | 11 | 3.6 | 1.4 | 11 |
| 10/6/2017 | | | | 9.4 | 4.1 | | | | |
| 1/25/2018 | 8.3 | 7.1 | 8.5 | | | 10 | 3.3 | 1.3 | 12 |
| 1/26/2018 | | | | 8.5 | 3.2 | | | | |
| 6/20/2018 | | | | | 3.6 | 10 | 3.4 | | |
| 6/21/2018 | | 6.4 | 7.3 | 8.6 | | | | | |
| 6/26/2018 | 7.7 | | | | | | | | |
| 6/27/2018 | | | | | | | | 0.38 | 8.5 |
| 9/26/2018 | | | | | | | | | 9.2 |
| 9/27/2018 | | | 5.9 | 9.8 | 4.6 | | | | |
| 9/28/2018 | | 6.9 | | | | | | 0.81 | |
| 10/1/2018 | | | | | | 10 | 3.6 | | |
| 10/2/2018 | 8.2 | | | | | | | | |
| 1/24/2019 | 7.7 | | | | 4.1 | 10 | | | 5.4 |
| 1/25/2019 | | | | | | | 3.7 | | |
| 1/28/2019 | | 7 | 9.9 | 8.6 | | | | | |
| 1/31/2019 | | | | | | | | 0.39 | |
| 6/25/2019 | 8.4 | | | 9 | 5 | 12 | | | 3.5 |
| 6/26/2019 | | | 7.3 | | | | 3.6 | 0.34 (J) | |
| 6/27/2019 | | 7 | | | | | | | |
| 9/10/2019 | | | | | | 11 | | | |
| 9/11/2019 | 8 | 7 | | 8.4 | 4.1 | | | 0.9 | 6 |
| 9/12/2019 | | | 5.4 | | | | 3.6 | | |
| 3/12/2020 | | | | | | | | 0.42 (J) | 8.9 |
| 3/17/2020 | 8.5 | 7.6 | | | | | | | |

# Time Series

Constituent: Calcium (mg/L) Analysis Run 3/31/2026 4:41 AM

Plant Wansley Client: Southern Company Data: Wansley Landfill

| | GWC-17 | GWC-18 | GWC-19 | GWC-20 | GWC-21 | GWC-22 | GWC-23 | GWC-24 | GWC-25 |
|---|---|---|---|---|---|---|---|---|---|
| 3/18/2020 | | | 11 | 8.9 | 7.3 | 11 | 4 | | |
| 9/10/2020 | | | | | | 10 | 3.7 | | |
| 9/14/2020 | 6.6 | 7.3 | | | | | | | 3.4 |
| 9/15/2020 | | | 5.7 | 8.1 | 6.4 | | | 0.15 (J) | |
| 3/15/2021 | | | | | | 11 | | | |
| 3/16/2021 | 7.9 | 7.8 | | 8.9 | 6 | | | | |
| 3/17/2021 | | | 9.6 | | | | | | 7.1 |
| 3/18/2021 | | | | | | | 3.5 | 0.18 (J) | |
| 8/19/2021 | | | | | 10 | 11 | | 0.32 (J) | 7.4 |
| 8/20/2021 | 8.7 | | | | | | | | |
| 8/23/2021 | | | | | | | 3.9 | | |
| 8/24/2021 | | 7.8 | 9.3 | 9.2 | | | | | |
| 3/7/2022 | | | | 8.6 | 6.5 | | | | |
| 3/8/2022 | 7.9 | 7.5 | 9 | | | 11 | | | 7.3 |
| 3/9/2022 | | | | | | | 3.5 | | |
| 3/10/2022 | | | | | | | | 0.14 (J) | |
| 8/10/2022 | | | | | | | | | 7.6 |
| 8/11/2022 | 7.8 | 6.6 | 4.7 | | | | | | |
| 8/16/2022 | | | | 8.8 | 7 | | 3.5 | | |
| 8/17/2022 | | | | | | 9.8 | | | |
| 8/18/2022 | | | | | | | | 0.3 (J) | |
| 2/14/2023 | | | | | | 11 | | | |
| 2/16/2023 | | | | | | | | 0.19 (J) | |
| 2/20/2023 | 13 | 8.5 | | | | | | | |
| 2/21/2023 | | | 11 | | 5.7 | | 4 | | 7.4 |
| 2/22/2023 | | | | 9.3 | | | | | |
| 8/9/2023 | | 8.4 | 5.7 | 9.6 | 9.3 | | | | |
| 8/10/2023 | 9.8 | | | | | | | | |
| 8/14/2023 | | | | | | 11 | | | |
| 8/15/2023 | | | | | | | 4.2 | | 7.1 |
| 8/16/2023 | | | | | | | | 0.2 (J) | |
| 2/14/2024 | | | | | | 11 | | | |
| 2/19/2024 | | | | | 5.5 | | 3.8 | | |
| 2/20/2024 | 12 | | | 9.7 | | | | | |
| 2/21/2024 | | 8.7 | 11 | | | | | | 8.3 |
| 2/22/2024 | | | | | | | | 1.4 | |
| 7/30/2024 | | | | | 7.7 | | 4.1 | | |
| 8/1/2024 | | | | | | | | | 10 |
| 8/2/2024 | | | | 10 | | | | | |
| 8/6/2024 | | | 5.7 | | | 11 | | 1.3 | |
| 8/7/2024 | 12 | 8.9 | | | | | | | |
| 2/11/2025 | | | | | 12 | 11 | 4.1 | | |
| 2/13/2025 | 11 | 8.7 | | | | | | | |
| 2/14/2025 | | | 9.2 | 9.1 | | | | 1 | 7.3 |
| 8/12/2025 | | | | 9.2 | 9.8 | 10 | 3.7 | | |
| 8/13/2025 | 11 | 8.3 | 5.7 | | | | | | 7.9 |
| 8/14/2025 | | | | | | | | 0.22 | |
| 1/20/2026 | | | | | 8.9 | 11 | | | |
| 1/21/2026 | 9.4 | 8.3 | 7.5 | 10 | | | | 1.3 | 7 |
| 1/22/2026 | | | | | | | 3.9 | | |

# Time Series

Constituent: Calcium (mg/L) Analysis Run 3/31/2026 4:41 AM

Plant Wansley Client: Southern Company Data: Wansley Landfill

| | GWC-26 | GWC-27 | GWC-30 | GWC-31 | GWC-32 | GWC-33 | GWC-34 | GWC-35 |
|---|---|---|---|---|---|---|---|---|
| 3/23/2016 | | 1.73 | 3.03 | | 5.18 | 13.8 | | |
| 3/24/2016 | 1.72 | | | | | | 3.27 | 1.97 |
| 3/30/2016 | | | | 11.3 | | | | |
| 5/20/2016 | | | 3.37 | | | | | |
| 5/23/2016 | | | | | | | 2.82 | 1.97 |
| 5/24/2016 | | 0.745 | | | 6.58 | 9.38 | | |
| 5/25/2016 | 1.68 | | | 12.9 | | | | |
| 7/21/2016 | | | 2.9 | | | | 2.6 | 1.7 |
| 7/22/2016 | | | | | 7.1 | 9 | | |
| 7/26/2016 | 1.4 | 1.4 | | | | | | |
| 7/27/2016 | | | | 12 | | | | |
| 9/15/2016 | | | | | | | 2.9 | 1.9 |
| 9/16/2016 | | | | | 8.7 | 11 | | |
| 9/19/2016 | 1.5 | 1.2 | | | | | | |
| 9/20/2016 | | | 3.2 | | | | | |
| 11/11/2016 | | 3.3 | | | | | | |
| 11/14/2016 | 1.8 | | 2.8 | | | | | |
| 11/15/2016 | | | | | 6.9 | | 2.5 | 1.8 |
| 11/17/2016 | | | | | | 55 (O) | | |
| 1/19/2017 | 1.6 | | | | | | | |
| 1/20/2017 | | 2.2 | | | | | | |
| 1/24/2017 | | | 3.1 | | | | | |
| 1/25/2017 | | | | 8.3 | | <0.25 | 2.7 | |
| 1/26/2017 | | | | | 13 | | | 2.2 |
| 3/16/2017 | 1.7 | 1 | | | | | | |
| 3/17/2017 | | | 2.9 | | | | | |
| 3/22/2017 | | | | | | | 2.7 | 1.8 |
| 3/23/2017 | | | | 10 | | 15 | | |
| 3/24/2017 | | | | | 12 | | | |
| 4/28/2017 | | 0.88 | | | | | | |
| 5/1/2017 | 1.6 | | 3 | | | 10 | 3.1 | |
| 5/2/2017 | | | | 9.8 | 15 | | | 2.1 |
| 7/19/2017 | | | | 10 | | | | |
| 8/4/2017 | | | | 13 | | 11 | | |
| 10/3/2017 | | 1.1 | | | | | 3.2 | 2.1 |
| 10/4/2017 | 1.8 | | 3.3 | | | | | |
| 10/5/2017 | | | | | | 16 | | |
| 10/6/2017 | | | | 13 | 15 | | | |
| 1/19/2018 | | 2.5 | | | | | | |
| 1/22/2018 | 1.9 | | | | | | | |
| 1/23/2018 | | | | 11 | 12 | 10 | 3 | 2.2 |
| 1/24/2018 | | | 3.2 | | | | | |
| 3/16/2018 | | 0.73 | | 12 | 14 | | | |
| 6/19/2018 | | | | | | | | 2 |
| 6/20/2018 | | | | | | | 3.2 | |
| 6/21/2018 | | | 3.3 | | | | | |
| 6/26/2018 | | | | | 7.1 | 13 | | |
| 6/27/2018 | 1.7 | 2.4 | | 9.6 | | | | |
| 9/27/2018 | 2.1 | 3.4 | | | | | | |
| 10/1/2018 | | | | | | | | 2.1 |
| 10/2/2018 | | | | | 7.7 | 15 | 3.1 | |
| 10/3/2018 | | | 3.3 | 11 | | | | |

ND substitution: RL or RL/2 if <15% NDs.

# Time Series

Constituent: Calcium (mg/L) Analysis Run 3/31/2026 4:41 AM

Plant Wansley Client: Southern Company Data: Wansley Landfill

| | GWC-26 | GWC-27 | GWC-30 | GWC-31 | GWC-32 | GWC-33 | GWC-34 | GWC-35 |
|---|---|---|---|---|---|---|---|---|
| 1/21/2019 | | | | | | | | 2 |
| 1/24/2019 | 1.9 | 0.71 | | | | | | |
| 1/28/2019 | | | | | | | 2.9 | |
| 1/30/2019 | | | 3.4 | | 7 | 17 | | |
| 1/31/2019 | | | | 11 | | | | |
| 6/25/2019 | 1.8 | | | | | | | |
| 6/26/2019 | | 3.7 | | 11 | | 19 | 2.8 | 2 |
| 6/27/2019 | | | 3.6 | | 7.6 | | | |
| 9/10/2019 | | | 4 | | | | | |
| 9/11/2019 | | | | 12 | | | 3.3 | |
| 9/12/2019 | 1.8 | 1.2 | | | 10 | 14 | | 1.9 |
| 3/11/2020 | | | 4.1 | | | | 2.6 | 1.8 |
| 3/12/2020 | | 0.94 | | | | 19 | | |
| 3/13/2020 | 2.3 | | | | | | | |
| 3/17/2020 | | | | 10 | | | | |
| 3/18/2020 | | | | | 12 | | | |
| 9/9/2020 | | 2.3 | | | | | | |
| 9/10/2020 | | | 3.9 | | | | | |
| 9/11/2020 | | | | 11 | | | 2.7 | 2.1 |
| 9/15/2020 | 2 | | | | 6.6 | | | |
| 9/16/2020 | | | | | | 14 | | |
| 3/16/2021 | | | | 9.7 | | | 3 | 2.2 |
| 3/17/2021 | 2.1 | | | | 8.5 | | | |
| 3/18/2021 | | 3.1 | 3.9 | | | 17 | | |
| 8/18/2021 | | | | | | | | 2.3 |
| 8/19/2021 | 2.1 | | | | | | | |
| 8/23/2021 | | 1.6 | 3.5 | | | | | |
| 8/24/2021 | | | | | 6.1 | 17 | 2.7 | |
| 8/25/2021 | | | | 9.4 | | | | |
| 3/2/2022 | | | 3.6 | | | | 2.8 | 2.6 |
| 3/8/2022 | | 2.4 | | | | | | |
| 3/9/2022 | 2 | | | | 5.4 | 20 | | |
| 3/10/2022 | | | | 8.3 | | | | |
| 8/10/2022 | 1.7 | 3.1 | 3.6 | | 6.7 | | 3.1 | |
| 8/15/2022 | | | | | | 14 | | 2.9 |
| 8/16/2022 | | | | 7.4 | | | | |
| 2/14/2023 | | | 3.5 | | | | | |
| 2/15/2023 | | | | | 6.8 | | | |
| 2/20/2023 | | 1.1 | | | | 17 | 3.6 | 3 |
| 2/21/2023 | 2 | | | | | | | |
| 2/22/2023 | | | | 8.6 | | | | |
| 8/15/2023 | | 2.8 | | | 6.7 | 19 | | |
| 8/16/2023 | 1.9 | | 3.8 | 11 | | | 3.5 | 4 |
| 2/20/2024 | 1.8 | 1.7 | | | 6.7 | 17 | | |
| 2/21/2024 | | | 4 | 7.1 | | | | |
| 2/22/2024 | | | | | | | 3.7 | 4.9 |
| 7/30/2024 | | 2.7 | | | | | | |
| 7/31/2024 | | | | | | 19 | | |
| 8/2/2024 | 1.7 | | | 9.5 | | | | |
| 8/5/2024 | | | 3.6 | | | | 3.5 | 7.2 |
| 8/6/2024 | | | | | 7.4 | | | |
| 2/11/2025 | | 2.1 | | | | | | |

# Time Series

Constituent: Calcium (mg/L) Analysis Run 3/31/2026 4:41 AM

Plant Wansley Client: Southern Company Data: Wansley Landfill

| | GWC-26 | GWC-27 | GWC-30 | GWC-31 | GWC-32 | GWC-33 | GWC-34 | GWC-35 |
|---|---|---|---|---|---|---|---|---|
| 2/13/2025 | 1.7 | | 3.3 | | | | 3.1 | |
| 2/18/2025 | | | | 7.8 | | | | 7.7 |
| 2/19/2025 | | | | | 7.6 | 18 | | |
| 8/13/2025 | 1.6 | 2.3 | | | | | | |
| 8/14/2025 | | | 3.5 | | 6.5 | | 3.1 | 6.2 |
| 8/15/2025 | | | | 9.3 | | | | |
| 8/19/2025 | | | | | | 13 | | |
| 1/21/2026 | | 2 | 3.7 | | 5.7 | | | |
| 1/22/2026 | 1.6 | | | | | 11 | 3.4 | 6.7 |
| 2/11/2026 | | | | 12 | | | | |

# Time Series

Constituent: Chloride (mg/L) Analysis Run 3/31/2026 4:41 AM

Plant Wansley Client: Southern Company Data: Wansley Landfill

| | GWA-1 (bg) | GWA-2 (bg) | GWA-3 (bg) | GWA-4 (bg) | GWA-28 (bg) | GWA-29 (bg) | GWC-5 | GWC-6 | GWC-7 |
|---|---|---|---|---|---|---|---|---|---|
| 3/22/2016 | | | | | 1.3716 | 1.5096 | | | |
| 3/23/2016 | 1.8057 | 2.5102 | | 9.041 | | | | | |
| 3/28/2016 | | | | | | | 9.818 | 5.312 | |
| 3/29/2016 | | | | | | | | | 8.5125 (O) |
| 3/31/2016 | | | 8.3045 | | | | | | |
| 5/19/2016 | | | | 13.1 | | 1.51 | | | |
| 5/20/2016 | 1.84 | | | | | | | | |
| 5/23/2016 | | | | | 1.33 | | 10.4 | | |
| 5/24/2016 | | 4.52 | | | | | | 6.21 | 32.8 |
| 5/25/2016 | | | 10.1 | | | | | | |
| 7/21/2016 | 1.9 | | | 17 | | 1.6 | 11 | 6.6 | |
| 7/22/2016 | | | | | | | | | 31 |
| 7/25/2016 | | | | | 1.4 | | | | |
| 7/26/2016 | | 4 | | | | | | | |
| 7/27/2016 | | | 10 | | | | | | |
| 9/14/2016 | | | | 17 | | | | | |
| 9/15/2016 | 1.8 | | | | 1.3 | | 10 | 6.1 | 29 |
| 9/16/2016 | | 4.1 | | | | | | | |
| 11/9/2016 | | | | | 1.4 | | | | |
| 11/10/2016 | | 4.6 | | 23 | | | | | |
| 11/11/2016 | 1.8 | | | | | | | | |
| 11/15/2016 | | | | | | | 11 | | |
| 11/16/2016 | | | | | | | | 6.2 | 32 |
| 1/17/2017 | | | | 14 | 1.3 | 1.3 | | | |
| 1/19/2017 | 1.8 | 5.6 | | | | | | | |
| 1/26/2017 | | | | | | | 9.2 | 5.8 | 29 |
| 3/15/2017 | | | | | | 1.3 | | | |
| 3/16/2017 | 1.7 | | | 16 | 1.2 | | | | |
| 3/17/2017 | | 4.4 | | | | | | | |
| 3/22/2017 | | | | | | | 8.7 | 5.2 | 28 |
| 4/27/2017 | | | | 15 | 1.2 | 1.4 | | | |
| 4/28/2017 | 1.7 | 4.7 | | | | | | | |
| 5/2/2017 | | | | | | | 13 | 5.1 | 26 |
| 7/18/2017 | | | | | | 1.2 | | | |
| 8/1/2017 | | | | | | 1.3 | | | |
| 10/3/2017 | | 4.7 | 9.5 | 17 | 1.2 | 1.2 | 12 | 5.4 | 23 |
| 10/4/2017 | 1.7 | | | | | | | | |
| 1/19/2018 | 1.6 | 4.3 | | | 1.1 | 1 | | | |
| 1/22/2018 | | | | 15 | | | | | |
| 1/23/2018 | | | | | | | 13 | 5.1 | 18 |
| 3/15/2018 | | | | | 1.3 | 1.3 | | | |
| 6/19/2018 | 1.7 | 3.6 | | 12 | 1.2 | 1.2 | | | |
| 6/20/2018 | | | 12 | | | | | | |
| 6/25/2018 | | | | | | | 12 | 5.5 | 19 |
| 9/25/2018 | 1.7 | 4.9 | | 17 | 1.2 | 1.2 | | 6.3 | |
| 10/2/2018 | | | | | | | | | 19 |
| 10/3/2018 | | | | | | | 17 | | |
| 1/17/2019 | 1.8 | 3.7 | | 11 | | | | | |
| 1/18/2019 | | | 19 | | | 1.3 | | | |
| 1/21/2019 | | | | | 1.2 | | | | 17 |
| 1/30/2019 | | | | | | | 15 | 5.3 | |
| 6/24/2019 | 1.7 | 6.1 | | 11 | | | | | |

# Time Series

Constituent: Chloride (mg/L) Analysis Run 3/31/2026 4:41 AM

Plant Wansley Client: Southern Company Data: Wansley Landfill

| | GWA-1 (bg) | GWA-2 (bg) | GWA-3 (bg) | GWA-4 (bg) | GWA-28 (bg) | GWA-29 (bg) | GWC-5 | GWC-6 | GWC-7 |
|---|---|---|---|---|---|---|---|---|---|
| 6/25/2019 | | | <1 | | 1.3 | 24 | | | 16 |
| 6/26/2019 | | | | | | | 10 | 6 | |
| 9/9/2019 | 1.9 | | | | | | | | |
| 9/10/2019 | | 5.1 | | 17 | 1.3 | 1.3 | | | 15 |
| 9/11/2019 | | | 22 | | | | | | |
| 9/12/2019 | | | | | | | 13 | 7.7 | |
| 3/10/2020 | 2 | 3.9 | 43 | 10 | 1.4 | 1.1 | | | |
| 3/12/2020 | | | | | | | | | 13 |
| 3/16/2020 | | | | | | | 9.5 | 9.7 | |
| 9/9/2020 | 2 | | 34 | 13 | 1.3 | 1.2 | 10 | | |
| 9/10/2020 | | 5.1 | | | | | | | |
| 9/11/2020 | | | | | | | | 8.1 | |
| 9/14/2020 | | | | | | | | | 12 |
| 3/15/2021 | 2.2 | 4 | 49 | 6.7 | 1.2 | 1.2 | | | |
| 3/16/2021 | | | | | | | | | 13 |
| 3/17/2021 | | | | | | | 9.7 | 7.8 | |
| 8/16/2021 | 2.3 | | | | 1.5 | | | | |
| 8/18/2021 | | 5.2 | 41 | 11 | | 1.4 | | 7.5 | |
| 8/19/2021 | | | | | | | 10 | | 12 |
| 2/28/2022 | 2.1 | | | | | | | | |
| 3/1/2022 | | 4.2 | 15 | 8.6 | 1.2 | | | | |
| 3/2/2022 | | | | | | 1.2 | 11 | 7.6 | 22 |
| 8/9/2022 | 2 | 5.3 | 44 | 14 | 1.2 | 1.1 | | | |
| 8/11/2022 | | | | | | | 10 | 8.4 | 26 |
| 2/13/2023 | | | | | | 1 | | | |
| 2/14/2023 | 2 | 3.6 | 18 | 9.9 | 1.2 | | | | |
| 2/20/2023 | | | | | | | 9.4 | 5.7 | |
| 2/21/2023 | | | | | | | | | 35 |
| 8/8/2023 | | | 59 | | | 1.2 | | | |
| 8/9/2023 | 2.1 | 5.4 | | 13 | 1.3 | | | | 19 |
| 8/14/2023 | | | | | | | 9.7 | 6.7 | |
| 2/13/2024 | 2 | | | | | | | | |
| 2/14/2024 | | 2.8 | | 12 | 1.1 | 0.93 (J) | 11 | 5.3 | |
| 2/21/2024 | | | | | | | | | 27 |
| 7/29/2024 | | | | 11 | 1.4 | | | | |
| 7/30/2024 | 2.2 | 5.1 | | | | 1.3 | | | |
| 7/31/2024 | | | 16 | | | | 12 | | |
| 8/1/2024 | | | | | | | | 7.1 | 15 |
| 2/10/2025 | | | | 14 | 1.4 | | | | |
| 2/11/2025 | 2.8 | 4.4 | | | | 1.1 | | | |
| 2/13/2025 | | | | | | | | | 21 |
| 2/14/2025 | | | | | | | 14 | | |
| 2/18/2025 | | | | | | | | 5.7 | |
| 8/12/2025 | 2 | 4 | | 11 | 1.3 | 1.3 | | | |
| 8/13/2025 | | | <1 | | | | | | |
| 8/15/2025 | | | | | | | | 6.2 | |
| 8/18/2025 | | | | | | | 10 | | 15 |
| 1/20/2026 | 2.9 | 3.1 | | 12 | 1.6 | 1.4 | | 6.6 | |
| 1/21/2026 | | | | | | | 9.1 | | |
| 1/22/2026 | | | | | | | | | 16 |

ND substitution: RL or RL/2 if <15% NDs.

# Time Series

Constituent: Chloride (mg/L)  Analysis Run 3/31/2026 4:41 AM

Plant Wansley  Client: Southern Company  Data: Wansley Landfill

| | GWC-8 | GWC-9 | GWC-10 | GWC-11 | GWC-12 | GWC-13 | GWC-14 | GWC-15 | GWC-16 |
|---|---|---|---|---|---|---|---|---|---|
| 3/29/2016 | 3.5914 | 7.395 | | 3.4214 | 10.931 | 1.3057 | | | |
| 3/30/2016 | | | 3.7204 | | | | 49.11 | 9.921 | 1.4751 |
| 5/24/2016 | 3.16 | 16.4 | | | | | | | |
| 5/25/2016 | | | 3.89 | 5.33 | 10.5 | 1.27 | 65.8 | 6.31 | 1.43 |
| 7/22/2016 | | | | | 13 | | | | |
| 7/25/2016 | | 55 | | 5.8 | | | | | |
| 7/26/2016 | 5.9 | | | | | 1.4 | 64 | 3.6 | |
| 7/27/2016 | | | 6.5 | | | | | | 1.7 |
| 9/15/2016 | | | | | 13 | 1.3 | 110 | | |
| 9/16/2016 | | | 5.9 | | | | | | 1.5 |
| 9/19/2016 | 5.4 | 73 | | 5.2 | | | | | |
| 9/20/2016 | | | | | | | | 2.7 | |
| 11/16/2016 | 6.2 | 83 | | 6.7 | 14 | | | | |
| 11/17/2016 | | | 7.9 | | | 1.2 | 180 | 2.5 | 1.4 |
| 1/26/2017 | 3.6 | | | | | | | | |
| 1/31/2017 | | 17 | | 2.1 | 17 | 1.2 | | | |
| 2/1/2017 | | | 4.9 | | | | 46 | 5.4 | 1.4 |
| 3/23/2017 | 3.9 | 8.2 | | 2 | 20 | 1.2 | 68 | 6.6 | |
| 3/24/2017 | | | 2.6 | | | | | | 1.3 |
| 5/2/2017 | | 11 | | 3.3 | | | | | |
| 5/3/2017 | 6.1 | | 3.9 | | 18 | 1.1 | 49 | 5.1 | 1.3 |
| 10/3/2017 | | 10 | | | | | | | |
| 10/4/2017 | | | 3.9 | 3.5 | 18 | | 160 | 4.2 | |
| 10/5/2017 | 6.4 | | | | | 1.1 | | | 1.3 |
| 12/1/2017 | | | | | | | 150 | | |
| 1/24/2018 | 3.5 | 5.6 | | 2.3 | 19 | | | | |
| 1/25/2018 | | | 4.2 | | | 1 | 52 | 6.5 | 1.2 |
| 6/20/2018 | | | | 3.1 | | 1.2 | 150 | 3.4 | 1.3 |
| 6/21/2018 | 4.5 | 4.5 | 4.6 | | | | | | |
| 6/26/2018 | | | | | 20 | | | | |
| 9/26/2018 | 5.4 | 19 | | | | | | | |
| 9/27/2018 | | | 5.4 | 3.3 | | | | | |
| 9/28/2018 | | | | | 21 | | | | |
| 10/1/2018 | | | | | | | 74 | 4.3 | 1.4 |
| 10/2/2018 | | | | | | 1.3 | | | |
| 1/22/2019 | 2.8 | 2.3 | | | | 1.2 | 80 | 9.1 | |
| 1/24/2019 | | | | 0.94 (J) | | | | | |
| 1/25/2019 | | | | | 23 | | | | 1.5 |
| 1/31/2019 | | | 4 | | | | | | |
| 6/25/2019 | 3.9 | 7.7 | | | | 1.3 | 82 | 5.8 | 1.5 |
| 6/26/2019 | | | 4.2 | 3.2 | 21 | | | | |
| 9/10/2019 | 6 | | | | | | | | |
| 9/11/2019 | | | | | 23 | | | | 1.6 |
| 9/12/2019 | | | | | | 1 | 190 | | |
| 9/16/2019 | | 29 | | 3.1 | | | | | |
| 9/17/2019 | | | 3.6 | | | | | 2.8 | |
| 3/12/2020 | 2.9 | | | | | 1.3 | | | |
| 3/16/2020 | | 2.3 | | 0.81 (J) | | | | 9.5 | |
| 3/17/2020 | | | 3.7 | | | | 120 | | 1.9 |
| 3/18/2020 | | | | | 22 | | | | |
| 9/10/2020 | | | 4.6 | 4.2 | 25 | 1.4 | 140 | 3.7 | |
| 9/11/2020 | | 17 | | | | | | | 1.7 |

# Time Series

Constituent: Chloride (mg/L) Analysis Run 3/31/2026 4:41 AM

Plant Wansley Client: Southern Company Data: Wansley Landfill

| | GWC-8 | GWC-9 | GWC-10 | GWC-11 | GWC-12 | GWC-13 | GWC-14 | GWC-15 | GWC-16 |
|---|---|---|---|---|---|---|---|---|---|
| 9/14/2020 | 5.5 | | | | | | | | |
| 3/16/2021 | 3.7 | 3.3 | | | 27 | | | | |
| 3/17/2021 | | | | 2.8 | | 1.4 | 140 | | 1.6 |
| 3/18/2021 | | | 3.2 | | | | | 6.3 | |
| 8/19/2021 | | | | | 27 | | | | |
| 8/20/2021 | 4.1 | | 4.8 | | | | | | 1.8 |
| 8/23/2021 | | | | 2.7 | | 1.3 | 99 | | |
| 8/24/2021 | | | | | | | | 5.1 | |
| 8/25/2021 | | 7.4 | | | | | | | |
| 3/2/2022 | 3 | | | | | | | | |
| 3/7/2022 | | | | 1.4 | 33 | | 160 | 8.8 | |
| 3/8/2022 | | | 4.8 | | | 1.4 | | | 1.7 |
| 3/9/2022 | | 4 | | | | | | | |
| 8/11/2022 | 5.3 | | | | | | | | |
| 8/15/2022 | | | | 2.3 | | 1.3 | | | |
| 8/16/2022 | | 11 | 3.7 | | 31 | | 150 | 3.7 | 1.6 |
| 2/15/2023 | 2 | 4 | 4.8 | | 25 | | | | |
| 2/17/2023 | | | | | | | 84 | | |
| 2/20/2023 | | | | | | | | | 1.4 |
| 2/21/2023 | | | | 0.8 (J) | | 1.1 | | 3 | |
| 8/9/2023 | 5.4 | 12 | | | | | | | |
| 8/10/2023 | | | 5.8 | | | | | | |
| 8/14/2023 | | | | 1.9 | 25 | | 44 | 3.8 | 1.4 |
| 8/16/2023 | | | | | | 1.4 | | | |
| 2/14/2024 | | | | 1.4 | | | | | |
| 2/19/2024 | | 6.7 | | | | 1.8 | 110 | | |
| 2/20/2024 | | | 7.4 | | 26 | | | | |
| 2/21/2024 | 3 | | | | | | | 6.4 | 2 |
| 7/30/2024 | 3.4 (J) | | | | | | | | |
| 7/31/2024 | | 6.1 | 6.7 | | | | | | |
| 8/5/2024 | | | | | | 1.5 | | | 1.7 |
| 8/6/2024 | | | | 2 | 26 | | 130 | 3.3 | |
| 2/11/2025 | | | | | | | | | 2.4 |
| 2/13/2025 | 4.5 | | | | | | | | |
| 2/17/2025 | | | | | 29 | | 41 | | |
| 2/18/2025 | | 7.1 | | 1.7 | | 1.4 | | 5.9 | |
| 2/19/2025 | | | 7 | | | | | | |
| 8/13/2025 | 6.6 | 12 | | | | | | | |
| 8/15/2025 | | | | | | | | | 1.8 |
| 8/18/2025 | | | | | 29 | | | 4.1 | |
| 8/19/2025 | | | 5.7 | | | 1.8 | 110 | | |
| 10/15/2025 | | | | 4.5 | | | | | |
| 1/20/2026 | | | | | | | 120 | | |
| 1/21/2026 | | | 5.5 | 1.5 | 25 | 1.7 | | 3.4 | 1.6 |
| 1/22/2026 | 4.9 | 9 | | | | | | | |

# Time Series

Constituent: Chloride (mg/L) Analysis Run 3/31/2026 4:41 AM

Plant Wansley Client: Southern Company Data: Wansley Landfill

| | GWC-17 | GWC-18 | GWC-19 | GWC-20 | GWC-21 | GWC-22 | GWC-23 | GWC-24 | GWC-25 |
|---|---|---|---|---|---|---|---|---|---|
| 3/28/2016 | | | | | | | | | 5.992 |
| 3/29/2016 | | | | | | | 1.9463 | | |
| 3/30/2016 | 1.3046 | 1.9012 | 2.2278 | 2.0074 | 3.9326 | | | 4.6264 | |
| 3/31/2016 | | | | | | 1.8479 | | | |
| 5/25/2016 | 1.31 | | | | | | 1.96 | 4.6 | |
| 5/26/2016 | | 1.78 | 1.53 | 2 | 3.59 | 1.71 | | | 8.14 |
| 7/25/2016 | | 1.7 | 1.5 | 2.1 | | | | | |
| 7/26/2016 | | | | | 3.3 | 1.8 | | | |
| 7/27/2016 | 1.4 | | | | | | 2.1 | 4.9 | 6.3 |
| 9/16/2016 | | | | | | | | 3.6 | |
| 9/19/2016 | 1.3 | 1.6 | 1.4 | | | | | | 5.1 |
| 9/20/2016 | | | | 2 | 3.1 | 1.7 | 1.9 | | |
| 11/15/2016 | | | | | | | | | 3.9 |
| 11/17/2016 | 1.3 | 1.5 | 1.4 | 1.9 | 3 | 1.7 | | | |
| 11/18/2016 | | | | | | | 1.8 | 3.4 | |
| 1/24/2017 | | | | | | | | | 3.6 |
| 2/1/2017 | 1.2 | 1.9 | | | | | | | |
| 2/2/2017 | | | 3.1 | 1.9 | <1 | | | | |
| 2/3/2017 | | | | | | 1.6 | 1.9 | 3.6 | |
| 3/23/2017 | | | | | | | | | 3.2 |
| 3/24/2017 | 1.1 | 1.8 | 2.1 | | | | | | |
| 3/28/2017 | | | | 1.8 | 3.4 | 1.5 | 1.8 | | |
| 3/29/2017 | | | | | | | | 3.2 | |
| 5/2/2017 | | | | | | | | | 3.5 |
| 5/3/2017 | 1.2 | 1.6 | 1.8 | | | 1.5 | | | |
| 5/4/2017 | | | | 1.9 | 3.4 | | 1.8 | 3.2 | |
| 10/4/2017 | 1.1 | | | | | | | | |
| 10/5/2017 | | 1.5 | 1.6 | | | 1.5 | 1.8 | 3.3 | 3.5 |
| 10/6/2017 | | | | 1.8 | 3.2 | | | | |
| 1/25/2018 | 0.99 (J) | 1.6 | 1.7 | | | 1.3 | 1.6 | 3.1 | 3.6 |
| 1/26/2018 | | | | 1.6 | 3.3 | | | | |
| 6/20/2018 | | | | | 3.5 | 1.5 | 1.9 | | |
| 6/21/2018 | | 1.5 | 1.6 | 1.9 | | | | | |
| 6/26/2018 | 1.1 | | | | | | | | |
| 6/27/2018 | | | | | | | | 3.8 | 5.2 |
| 9/26/2018 | | | | | | | | | 5.6 |
| 9/27/2018 | | | 1.3 | 1.8 | 3.1 | | | | |
| 9/28/2018 | | 1.6 | | | | | | 3.8 | |
| 10/1/2018 | | | | | | 1.6 | 1.9 | | |
| 10/2/2018 | 1.2 | | | | | | | | |
| 1/24/2019 | 1.2 | | | | 4.1 | 1.6 | | | 8.7 |
| 1/25/2019 | | | | | | | 2 | | |
| 1/28/2019 | | 1.7 | 2.2 | 2 | | | | | |
| 1/31/2019 | | | | | | | | 4.1 | |
| 6/25/2019 | 1.2 | | | 1.9 | 3.5 | 1.7 | | | 9 |
| 6/26/2019 | | | 1.5 | | | | 2 | 4.4 | |
| 6/27/2019 | | 1.6 | | | | | | | |
| 9/10/2019 | | | | | | 1.6 | | | |
| 9/11/2019 | 1.1 | 1.5 | | 1.9 | 2.9 | | | 4.2 | 7.9 |
| 9/12/2019 | | | 1.3 | | | | 1.9 | | |
| 3/12/2020 | | | | | | | | 4.2 | 6.9 |
| 3/17/2020 | 1.3 | 1.9 | | | | | | | |

ND substitution: RL or RL/2 if <15% NDs.

# Time Series

Constituent: Chloride (mg/L) Analysis Run 3/31/2026 4:41 AM

Plant Wansley Client: Southern Company Data: Wansley Landfill

| | GWC-17 | GWC-18 | GWC-19 | GWC-20 | GWC-21 | GWC-22 | GWC-23 | GWC-24 | GWC-25 |
|---|---|---|---|---|---|---|---|---|---|
| 3/18/2020 | | | 2.5 | 2.1 | 3.8 | 1.8 | 2.1 | | |
| 9/10/2020 | | | | | | 1.6 | 2.1 | | |
| 9/14/2020 | 1.3 | 1.8 | | | | | | | 8.2 |
| 9/15/2020 | | | 1.4 | 2 | 3.2 | | | 4.9 | |
| 3/15/2021 | | | | | | 1.5 | | | |
| 3/16/2021 | 1.2 | 1.8 | | 2 | 3.5 | | | | |
| 3/17/2021 | | | 2.2 | | | | | | 5.9 |
| 3/18/2021 | | | | | | | 2 | 4.4 | |
| 8/19/2021 | | | | | 15 | 1.8 | | 5.2 | 5.9 |
| 8/20/2021 | 1.4 | | | | | | | | |
| 8/23/2021 | | | | | | | 2.2 | | |
| 8/24/2021 | | 2 | 1.9 | 2.5 | | | | | |
| 3/7/2022 | | | | 2.3 | 3.7 | | | | |
| 3/8/2022 | 0.86 (J) | 1.6 | 1.5 | | | 1.3 | | | 4.6 |
| 3/9/2022 | | | | | | | 1.4 | | |
| 3/10/2022 | | | | | | | | 3.2 | |
| 8/10/2022 | | | | | | | | | 7.4 |
| 8/11/2022 | 1.2 | 1.6 | 1.2 | | | | | | |
| 8/16/2022 | | | | 1.9 | 2.7 | | 2 | | |
| 8/17/2022 | | | | | | 1.5 | | | |
| 8/18/2022 | | | | | | | | 5.2 | |
| 2/14/2023 | | | | | | 1.4 | | | |
| 2/16/2023 | | | | | | | | 4.5 | |
| 2/20/2023 | 1.2 | 1.5 | | | | | | | |
| 2/21/2023 | | | 1.7 | | 2.6 | | 1.7 | | 5.9 |
| 2/22/2023 | | | | 1.7 | | | | | |
| 8/9/2023 | | 1.7 | 1.3 | 2 | 2.6 | | | | |
| 8/10/2023 | 1.3 | | | | | | | | |
| 8/14/2023 | | | | | | 1.4 | | | |
| 8/15/2023 | | | | | | | 1.9 | | 8.9 |
| 8/16/2023 | | | | | | | | 4.1 | |
| 2/14/2024 | | | | | | 1.4 | | | |
| 2/19/2024 | | | | | 3.5 | | 2.4 | | |
| 2/20/2024 | 1.6 | | | 2.5 | | | | | |
| 2/21/2024 | | 2.1 | 2.5 | | | | | | 8.3 |
| 2/22/2024 | | | | | | | | 5.5 | |
| 7/30/2024 | | | | | 4.9 (J) | | 2.2 | | |
| 8/1/2024 | | | | | | | | | 7.4 |
| 8/2/2024 | | | | 3.4 | | | | | |
| 8/6/2024 | | | 1.4 | | | 2 | | 4.9 | |
| 8/7/2024 | 7.1 | 1.8 | | | | | | | |
| 2/11/2025 | | | | | 3.9 | 2.1 | 2.7 | | |
| 2/13/2025 | 1.7 | 2.1 | | | | | | | |
| 2/14/2025 | | | 2.1 | 2.2 | | | | 5.3 | 9.2 |
| 8/12/2025 | | | | 1.9 | 2.3 | 1.6 | 1.8 | | |
| 8/13/2025 | 1.7 | 2.3 | 1.8 | | | | | | 7.7 |
| 8/14/2025 | | | | | | | | 3.7 | |
| 1/20/2026 | | | | | 2.6 | 1.6 | | | |
| 1/21/2026 | 1.6 | 1.9 | 1.9 | 2.3 | | | | 4.8 | 9 |
| 1/22/2026 | | | | | | | 2 | | |

# Time Series

Constituent: Chloride (mg/L) Analysis Run 3/31/2026 4:41 AM

Plant Wansley Client: Southern Company Data: Wansley Landfill

| | GWC-26 | GWC-27 | GWC-30 | GWC-31 | GWC-32 | GWC-33 | GWC-34 | GWC-35 |
|---|---|---|---|---|---|---|---|---|
| 3/23/2016 | | 1.0825 | 1.3598 | | 1.0533 | 2.2604 | | |
| 3/24/2016 | 2.8217 | | | | | | 1.2259 | 4.4998 |
| 3/30/2016 | | | | 1.9069 | | | | |
| 5/20/2016 | | | 1.4 | | | | | |
| 5/23/2016 | | | | | | | 1.19 | 4.19 |
| 5/24/2016 | | 1.08 | | | 1.1 | | | |
| 5/25/2016 | 2.93 | | | 1.89 | | | | |
| 7/21/2016 | | | 1.4 | | | | 1.3 | 4.4 |
| 7/22/2016 | | | | | 1.1 | | | |
| 7/26/2016 | 3 | 1.1 | | | | | | |
| 9/15/2016 | | | | | | | 1.2 | 4 |
| 9/16/2016 | | | | | 1.1 | | | |
| 9/19/2016 | 2.9 | 1 | | | | | | |
| 9/20/2016 | | | 1.3 | | | | | |
| 11/11/2016 | | 0.97 (J) | | | | | | |
| 11/14/2016 | 2.8 | | 1.3 | | | | | |
| 11/15/2016 | | | | | 1.1 | | 1.2 | 4.2 |
| 11/17/2016 | | | | | | 2.5 | | |
| 1/19/2017 | 2.8 | | | | | | | |
| 1/20/2017 | | 0.99 (J) | | | | | | |
| 1/24/2017 | | | 1.3 | | | | | |
| 1/25/2017 | | | | 1.9 | | 2.1 | 1.2 | |
| 1/26/2017 | | | | | 1.1 | | | 4.2 |
| 3/16/2017 | 2.7 | 1 | | | | | | |
| 3/17/2017 | | | 1.3 | | | | | |
| 3/22/2017 | | | | | | | 1.1 | 3.9 |
| 3/23/2017 | | | | | | 2 | | |
| 3/24/2017 | | | | | 1.1 | | | |
| 4/28/2017 | | 0.96 (J) | | | | | | |
| 5/1/2017 | 2.8 | | 1.3 | | | 2.1 | 1.1 | |
| 5/2/2017 | | | | | 0.99 (J) | | | 4 |
| 7/19/2017 | | | | 1.6 | | 2.1 | | |
| 8/4/2017 | | | | | | 1.9 | | |
| 8/24/2017 | | | | | | 1.9 | | |
| 9/6/2017 | | | | <100 (o) | | <100 (o) | | |
| 10/3/2017 | | 0.96 (J) | | | | | 1.1 | 3.8 |
| 10/4/2017 | 2.8 | | 1.2 | | | | | |
| 10/5/2017 | | | | | | 2.1 | | |
| 10/6/2017 | | | | 1.7 | 1.1 | | | |
| 1/19/2018 | | 0.91 (J) | | | | | | |
| 1/22/2018 | 2.6 | | | | | | | |
| 1/23/2018 | | | | 1.4 | <1 | 2 | 0.95 (J) | 3.5 |
| 1/24/2018 | | | 1.1 | | | | | |
| 3/16/2018 | | 1 | | 1.6 | 1 | | | |
| 6/19/2018 | | | | | | | | 3.4 |
| 6/20/2018 | | | | | | | 1.1 | |
| 6/21/2018 | | | 1.2 | | | | | |
| 6/26/2018 | | | | | 0.89 (J) | 2 | | |
| 6/27/2018 | 2.8 | 0.92 (J) | | 1.5 | | | | |
| 9/27/2018 | 3 | 1 | | | | | | |
| 10/1/2018 | | | | | | | | 3.6 |
| 10/2/2018 | | | | | 1 | 2.2 | 1.1 | |

ND substitution: RL or RL/2 if <15% NDs.

# Time Series

Constituent: Chloride (mg/L) Analysis Run 3/31/2026 4:41 AM

Plant Wansley Client: Southern Company Data: Wansley Landfill

| | GWC-26 | GWC-27 | GWC-30 | GWC-31 | GWC-32 | GWC-33 | GWC-34 | GWC-35 |
|---|---|---|---|---|---|---|---|---|
| 10/3/2018 | | | 1.4 | 1.7 | | | | |
| 1/21/2019 | | | | | | | | 3.5 |
| 1/24/2019 | 3.1 | 1.1 | | | | | | |
| 1/28/2019 | | | | | | | 1.3 | |
| 1/30/2019 | | | 1.2 | | 0.98 (J) | 2.2 | | |
| 1/31/2019 | | | | 1.3 | | | | |
| 6/25/2019 | 3 | | | | | | | |
| 6/26/2019 | | 1.1 | | 1.5 | | 2.2 | 1.2 | 3.4 |
| 6/27/2019 | | | 1.4 | | 1.1 | | | |
| 9/10/2019 | | | 1.3 | | | | | |
| 9/11/2019 | | | | | | | 1.1 | |
| 9/12/2019 | 2.3 | 0.88 (J) | | | 0.99 (J) | 2.1 | | 3.2 |
| 3/11/2020 | | | 1.5 | | | | 1.4 | 3.5 |
| 3/12/2020 | | 1.3 | | | | 2.4 | | |
| 3/13/2020 | 3.1 | | | | | | | |
| 3/17/2020 | | | | 1.6 | | | | |
| 3/18/2020 | | | | | 1.4 | | | |
| 9/9/2020 | | 1.1 | | | | | | |
| 9/10/2020 | | | 1.4 | | | | | |
| 9/11/2020 | | | | 1.7 | | | 1.2 | 3.9 |
| 9/15/2020 | 3.1 | | | | 1.1 | | | |
| 9/16/2020 | | | | | | 2.2 | | |
| 3/16/2021 | | | | 1.4 | | | 1.1 | 4.2 |
| 3/17/2021 | 3 | | | | 1.2 | | | |
| 3/18/2021 | | 1.2 | 1.4 | | | 2.2 | | |
| 8/18/2021 | | | | | | | | 4.5 |
| 8/19/2021 | 3.1 | | | | | | | |
| 8/23/2021 | | 1.1 | 1.5 | | | | | |
| 8/24/2021 | | | | | 1.3 | 2.6 | 1.4 | |
| 8/25/2021 | | | | 1.5 | | | | |
| 3/2/2022 | | | 1.3 | | | | 1.1 | 4.6 |
| 3/8/2022 | | 0.72 (J) | | | | | | |
| 3/9/2022 | 3.3 | | | | 1 | 1.5 | | |
| 3/10/2022 | | | | 0.94 (J) | | | | |
| 8/10/2022 | 2.9 | 0.97 (J) | 1.3 | | 1.1 | | 1.2 | |
| 8/15/2022 | | | | | | 1.9 | | 5.1 |
| 8/16/2022 | | | | 1.6 | | | | |
| 2/14/2023 | | | 1.3 | | | | | |
| 2/15/2023 | | | | | 1.2 | | | |
| 2/20/2023 | | 0.92 (J) | | | | 1.8 | 1.1 | 6.8 |
| 2/21/2023 | 2.6 | | | | | | | |
| 2/22/2023 | | | | 1 | | | | |
| 8/15/2023 | | 0.98 (J) | | | 1.2 | 1.9 | | |
| 8/16/2023 | 3 | | 1.4 | 1.3 | | | 1.2 | 11 |
| 2/20/2024 | 3.6 | 1.4 | | | 1.8 | 2.4 | | |
| 2/21/2024 | | | 1.8 | 1.6 | | | | |
| 2/22/2024 | | | | | | | 1.6 | 19 |
| 7/30/2024 | | 1.2 | | | | | | |
| 7/31/2024 | | | | | | 1.9 | | |
| 8/2/2024 | 2.1 | | | | | | | |
| 8/5/2024 | | | 1.4 | | | | 1.3 | 22 |
| 8/6/2024 | | | | | 0.62 (J) | | | |

# Time Series

Constituent: Chloride (mg/L) Analysis Run 3/31/2026 4:41 AM

Plant Wansley Client: Southern Company Data: Wansley Landfill

| | GWC-26 | GWC-27 | GWC-30 | GWC-31 | GWC-32 | GWC-33 | GWC-34 | GWC-35 |
|---|---|---|---|---|---|---|---|---|
| 2/11/2025 | | 1.3 | | | | | | |
| 2/13/2025 | 3.7 | | 1.7 | | | | 1.5 | |
| 2/18/2025 | | | | 1.2 | | | | 25 |
| 2/19/2025 | | | | | 1.1 | 1.6 | | |
| 8/13/2025 | 3.3 | 1.3 | | | | | | |
| 8/14/2025 | | | 1.5 | | 1.8 | | 1.8 | 24 |
| 8/15/2025 | | | | 1.6 | | | | |
| 8/19/2025 | | | | | | 1.9 | | |
| 1/21/2026 | | 1.2 | 2.6 | | 1.4 | | | |
| 1/22/2026 | 3.2 | | | | | 1.6 | 1.3 | 23 |

# Time Series

Constituent: Chromium (mg/L) Analysis Run 3/31/2026 4:41 AM

Plant Wansley Client: Southern Company Data: Wansley Landfill

| | GWA-1 (bg) | GWA-2 (bg) | GWA-3 (bg) | GWA-4 (bg) | GWA-28 (bg) | GWA-29 (bg) | GWC-5 | GWC-6 | GWC-7 |
|---|---|---|---|---|---|---|---|---|---|
| 8/31/2011 | | | <0.005 | 0.0014 | | | <0.005 | <0.005 | |
| 9/7/2011 | | | | | | | | | <0.005 |
| 9/16/2011 | 0.0015 | | | | <0.005 | | | | |
| 9/17/2011 | | <0.005 | | | | <0.005 | | | |
| 10/27/2011 | <0.005 | <0.005 | | <0.005 | | | <0.005 | | |
| 10/28/2011 | | | | | <0.005 | <0.005 | | | |
| 10/30/2011 | | | | | | | | 0.0016 | <0.005 |
| 12/5/2011 | | | | | | | <0.005 | <0.005 | <0.005 |
| 12/12/2011 | | | | | <0.005 | <0.005 | | | |
| 12/13/2011 | <0.005 | | | | | | | | |
| 12/14/2011 | | <0.005 | | <0.005 | | | | | |
| 1/25/2012 | | | | | <0.005 | | <0.005 | <0.005 | <0.005 |
| 1/31/2012 | <0.005 | | | | | <0.005 | | | |
| 2/1/2012 | | | | <0.005 | | | | | |
| 2/7/2012 | | <0.005 | | | | | | | |
| 7/16/2012 | | | | | <0.005 | | | | |
| 7/17/2012 | | | | | | <0.005 | | | |
| 7/18/2012 | <0.005 | | | | | | <0.005 | | <0.005 |
| 7/23/2012 | | <0.005 | | 0.0014 | | | | | |
| 7/24/2012 | | | | | | | | <0.005 | |
| 1/7/2013 | | | | | | | | | <0.005 |
| 1/8/2013 | | | | | | | | <0.005 | |
| 1/9/2013 | | | | | | | <0.005 | | |
| 1/23/2013 | | <0.005 | | <0.005 | | | | | |
| 1/24/2013 | <0.005 | | | | <0.005 | <0.005 | | | |
| 7/9/2013 | | | | | | | | <0.005 | <0.005 |
| 7/17/2013 | <0.005 | | | <0.005 | | | <0.005 | | |
| 7/23/2013 | | | | | <0.005 | | | | |
| 7/24/2013 | | <0.005 | | | | 0.0013 | | | |
| 1/14/2014 | | | | | | | | | <0.005 |
| 1/15/2014 | | | | <0.005 | | | <0.005 | <0.005 | |
| 1/21/2014 | <0.005 | | | | | | | | |
| 1/22/2014 | | <0.005 | | | 0.002 | <0.005 | | | |
| 6/24/2014 | | | | | | | | | 0.0018 |
| 6/25/2014 | <0.005 | | <0.005 | <0.005 | | | <0.005 | <0.005 | |
| 7/1/2014 | | <0.005 | | | <0.005 | | | | |
| 7/8/2014 | | | | | | <0.005 | | | |
| 1/13/2015 | | | | | | | 0.0012 (J) | | |
| 1/14/2015 | <0.005 | | | <0.005 | | | | | |
| 1/20/2015 | | | | | | | | <0.005 | <0.005 |
| 1/21/2015 | | | | | <0.005 | <0.005 | | | |
| 1/22/2015 | | <0.005 | | | | | | | |
| 7/21/2015 | <0.005 | | <0.005 | <0.005 | <0.005 | | | | |
| 7/22/2015 | | <0.005 | | | | <0.005 | | | |
| 7/24/2015 | | | | | | | <0.005 | <0.005 | |
| 7/27/2015 | | | | | | | | | <0.005 |
| 1/19/2016 | | | | | | <0.005 | | | |
| 1/20/2016 | | <0.005 | | <0.005 | | | <0.005 | <0.005 | |
| 1/21/2016 | <0.005 | | | | | | | | |
| 1/22/2016 | | | | | <0.005 | | | | |
| 1/26/2016 | | | | | | | | | <0.005 |
| 3/22/2016 | | | | | <0.005 | <0.005 | | | |

ND substitution: RL or RL/2 if <15% NDs.

# Time Series

Constituent: Chromium (mg/L) Analysis Run 3/31/2026 4:41 AM

Plant Wansley Client: Southern Company Data: Wansley Landfill

| | GWA-1 (bg) | GWA-2 (bg) | GWA-3 (bg) | GWA-4 (bg) | GWA-28 (bg) | GWA-29 (bg) | GWC-5 | GWC-6 | GWC-7 |
|---|---|---|---|---|---|---|---|---|---|
| 3/23/2016 | <0.005 | <0.005 | | <0.005 | | | | | |
| 3/28/2016 | | | | | | | <0.005 | <0.005 | |
| 3/29/2016 | | | | | | | | | <0.005 |
| 3/31/2016 | | | <0.005 | | | | | | |
| 5/19/2016 | | | | <0.005 | | 0.00684 (J) | | | |
| 5/20/2016 | <0.005 | | | | | | | | |
| 5/23/2016 | | | | | <0.005 | | <0.005 | | |
| 5/24/2016 | | <0.005 | | | | | | <0.005 | <0.005 |
| 5/25/2016 | | | <0.005 | | | | | | |
| 7/21/2016 | <0.005 | | | <0.005 | | <0.005 | 0.0011 (J) | <0.005 | |
| 7/22/2016 | | | | | | | | | <0.005 |
| 7/25/2016 | | | | | <0.005 | | | | |
| 7/26/2016 | | <0.005 | | | | | | | |
| 7/27/2016 | | | <0.005 | | | | | | |
| 9/14/2016 | | | | <0.005 | | | | | |
| 9/15/2016 | <0.005 | | | | 0.0082 | | <0.005 | <0.005 | <0.005 |
| 9/16/2016 | | 0.0019 (J) | | | | | | | |
| 11/9/2016 | | | | | 0.0044 | | | | |
| 11/10/2016 | | <0.005 | | <0.005 | | | | | |
| 11/11/2016 | <0.005 | | | | | | | | |
| 11/15/2016 | | | | | | | <0.005 | | |
| 11/16/2016 | | | | | | | | <0.005 | <0.005 |
| 1/17/2017 | | | | <0.005 | <0.005 | <0.005 | | | |
| 1/19/2017 | <0.005 | <0.005 | | | | | | | |
| 1/26/2017 | | | | | | | 0.0013 (J) | <0.005 | <0.005 |
| 3/15/2017 | | | | | | <0.005 | | | |
| 3/16/2017 | <0.005 | | | <0.005 | <0.005 | | | | |
| 3/17/2017 | | <0.005 | | | | | | | |
| 3/22/2017 | | | | | | | 0.024 (O) | <0.005 | <0.005 |
| 4/27/2017 | | | | <0.005 | <0.005 | <0.005 | | | |
| 4/28/2017 | <0.005 | <0.005 | | | | | | | |
| 5/2/2017 | | | | | | | <0.005 | <0.005 | <0.005 |
| 7/18/2017 | | | | | | <0.005 | | | |
| 8/1/2017 | | | <0.005 | | <0.005 | 0.0015 (J) | | | |
| 8/2/2017 | | <0.005 | | <0.005 | | | | | |
| 8/3/2017 | <0.005 | | | | | | <0.005 | <0.005 | |
| 8/4/2017 | | | | | | | | | <0.005 |
| 10/3/2017 | | | 0.0013 (J) | | | | | | |
| 1/19/2018 | <0.005 | <0.005 | | | <0.005 | <0.005 | | | |
| 1/22/2018 | | | | <0.005 | | | | | |
| 1/23/2018 | | | | | | | <0.005 | <0.005 | <0.005 |
| 6/19/2018 | <0.005 | 0.0011 (J) | | <0.005 | <0.005 | <0.005 | | | |
| 6/20/2018 | | | <0.005 | | | | | | |
| 6/25/2018 | | | | | | | <0.005 | <0.005 | <0.005 |
| 1/17/2019 | 0.0012 (J) | 0.0016 (J) | | 0.0013 (J) | | | | | |
| 1/18/2019 | | | 0.0017 (J) | | | 0.002 (J) | | | |
| 1/21/2019 | | | | | 0.0014 (J) | | | | 0.0012 (J) |
| 1/30/2019 | | | | | | | 0.0021 (J) | 0.002 (J) | |
| 6/24/2019 | 0.0042 | 0.0022 | | 0.0022 | | | | | |
| 6/25/2019 | | | 0.0027 | | 0.0024 | 0.003 | | | 0.0021 |
| 6/26/2019 | | | | | | | 0.0029 | 0.0027 | |
| 9/9/2019 | 0.0017 (J) | | | | | | | | |

ND substitution: RL or RL/2 if <15% NDs.

# Time Series

Constituent: Chromium (mg/L) Analysis Run 3/31/2026 4:41 AM

Plant Wansley Client: Southern Company Data: Wansley Landfill

| | GWA-1 (bg) | GWA-2 (bg) | GWA-3 (bg) | GWA-4 (bg) | GWA-28 (bg) | GWA-29 (bg) | GWC-5 | GWC-6 | GWC-7 |
|---|---|---|---|---|---|---|---|---|---|
| 9/10/2019 | | 0.0019 (J) | | <0.005 | 0.0018 (J) | 0.0019 (J) | | | <0.005 |
| 9/11/2019 | | | <0.005 | | | | | | |
| 9/12/2019 | | | | | | | 0.0033 | 0.0049 | |
| 3/10/2020 | <0.005 | <0.005 | <0.005 | <0.005 | <0.005 | <0.005 | | | |
| 3/12/2020 | | | | | | | | | <0.005 |
| 3/16/2020 | | | | | | | 0.0017 (J) | <0.005 | |
| 9/9/2020 | <0.005 | | <0.005 | <0.005 | <0.005 | <0.005 | <0.005 | | |
| 9/10/2020 | | <0.005 | | | | | | | |
| 9/11/2020 | | | | | | | | <0.005 | |
| 9/14/2020 | | | | | | | | | <0.005 |
| 3/15/2021 | <0.005 | <0.005 | <0.005 | <0.005 | 0.0028 | 0.021 (O) | | | |
| 3/16/2021 | | | | | | | | | <0.005 |
| 3/17/2021 | | | | | | | 0.0015 (J) | <0.005 | |
| 8/16/2021 | <0.005 | | | | <0.005 | | | | |
| 8/18/2021 | | <0.005 | <0.005 | <0.005 | | <0.005 | | <0.005 | |
| 8/19/2021 | | | | | | | <0.005 | | <0.005 |
| 2/28/2022 | <0.005 | | | | | | | | |
| 3/1/2022 | | <0.005 | <0.005 | <0.005 | <0.005 | | | | |
| 3/2/2022 | | | | | | <0.005 | <0.005 | <0.005 | <0.005 |
| 8/9/2022 | <0.005 | <0.005 | <0.005 | <0.005 | <0.005 | <0.005 | | | |
| 8/11/2022 | | | | | | | <0.005 | <0.005 | <0.005 |
| 2/13/2023 | | | | | | <0.005 | | | |
| 2/14/2023 | <0.005 | <0.005 | <0.005 | <0.005 | <0.005 | | | | |
| 2/20/2023 | | | | | | | 0.0017 (J) | <0.005 | |
| 2/21/2023 | | | | | | | | | <0.005 |
| 8/8/2023 | | | 0.0015 (J) | | | <0.005 | | | |
| 8/9/2023 | <0.005 | <0.005 | | <0.005 | <0.005 | | | | <0.005 |
| 8/14/2023 | | | | | | | 0.0015 (J) | <0.005 | |
| 2/13/2024 | <0.005 | | | | | | | | |
| 2/14/2024 | | <0.005 | | <0.005 | <0.005 | <0.005 | 0.0012 (J) | <0.005 | |
| 2/21/2024 | | | | | | | | | <0.005 |
| 7/29/2024 | | | | <0.005 | <0.005 | | | | |
| 7/30/2024 | <0.005 | <0.005 | | | | <0.005 | | | |
| 7/31/2024 | | | <0.005 | | | | 0.0012 (J) | | |
| 8/1/2024 | | | | | | | | <0.005 | <0.005 |
| 2/10/2025 | | | | <0.005 | <0.005 | | | | |
| 2/11/2025 | <0.005 | <0.005 | | | | <0.005 | | | |
| 2/13/2025 | | | | | | | | | <0.005 |
| 2/14/2025 | | | | | | | 0.0019 (J) | | |
| 2/18/2025 | | | | | | | | <0.005 | |
| 8/12/2025 | <0.005 | <0.005 | | <0.005 | <0.005 | <0.005 | | | |
| 8/13/2025 | | | <0.005 | | | | | | |
| 8/15/2025 | | | | | | | | <0.005 | |
| 8/18/2025 | | | | | | | <0.005 | | <0.005 |
| 1/20/2026 | <0.005 | <0.005 | | <0.005 | <0.005 | <0.005 | | <0.005 | |
| 1/21/2026 | | | <0.005 | | | | <0.005 | | |
| 1/22/2026 | | | | | | | | | <0.005 |

ND substitution: RL or RL/2 if <15% NDs.

# Time Series

Constituent: Chromium (mg/L) Analysis Run 3/31/2026 4:41 AM

Plant Wansley Client: Southern Company Data: Wansley Landfill

| | GWC-8 | GWC-9 | GWC-10 | GWC-11 | GWC-12 | GWC-13 | GWC-14 | GWC-15 | GWC-16 |
|---|---|---|---|---|---|---|---|---|---|
| 8/30/2011 | | | | | | | | | 0.0028 |
| 9/7/2011 | <0.005 | 0.0013 | | | | | | | |
| 9/13/2011 | | | | 0.0031 | <0.005 | 0.0019 | <0.005 | | |
| 9/16/2011 | | | | | | | | <0.005 | |
| 10/26/2011 | | | | | | | | | 0.0023 |
| 10/27/2011 | | | | | | | <0.005 | <0.005 | |
| 10/28/2011 | | | | 0.0032 | <0.005 | <0.005 | | | |
| 10/30/2011 | <0.005 | <0.005 | | | | | | | |
| 12/3/2011 | | | | | | | <0.005 | <0.005 | <0.005 |
| 12/4/2011 | | 0.0021 | | 0.0031 | <0.005 | <0.005 | | | |
| 12/5/2011 | <0.005 | | | | | | | | |
| 1/19/2012 | <0.005 | <0.005 | | | | | | | |
| 1/24/2012 | | | | | <0.005 | <0.005 | <0.005 | | |
| 1/25/2012 | | | | | | | | | <0.005 |
| 2/9/2012 | | | | <0.005 | | | | <0.005 | |
| 7/11/2012 | | | | | <0.005 | <0.005 | <0.005 | <0.005 | 0.0022 |
| 7/18/2012 | <0.005 | <0.005 | | <0.005 | | | | | |
| 1/7/2013 | <0.005 | | | | | | | | |
| 1/8/2013 | | 0.0019 | | 0.0013 | <0.005 | <0.005 | <0.005 | <0.005 | 0.0023 |
| 7/2/2013 | | | | | | | | <0.005 | 0.0024 |
| 7/9/2013 | <0.005 | 0.002 | | <0.005 | | | | | |
| 7/10/2013 | | | | | <0.005 | <0.005 | <0.005 | | |
| 1/14/2014 | <0.005 | <0.005 | | | | | | | 0.0023 |
| 1/15/2014 | | | | 0.0013 | | | | | |
| 1/21/2014 | | | | | <0.005 | <0.005 | <0.005 | <0.005 | |
| 6/24/2014 | <0.005 | 0.0029 | | | | | | <0.005 | |
| 6/25/2014 | | | | 0.002 | | | | | 0.0024 |
| 7/1/2014 | | | | | <0.005 | <0.005 | <0.005 | | |
| 1/13/2015 | | | | | | | | | 0.0024 |
| 1/14/2015 | | | | | | | <0.005 | <0.005 | |
| 1/20/2015 | <0.005 | <0.005 | | | | | | | |
| 1/21/2015 | | | | 0.0013 | <0.005 | <0.005 | | | |
| 7/22/2015 | | | | | | | <0.005 | <0.005 | 0.0023 |
| 7/27/2015 | <0.005 | 0.0013 | | | | | | | |
| 7/28/2015 | | | | 0.0017 | <0.005 | <0.005 | | | |
| 1/25/2016 | | | <0.005 | | | | | | |
| 1/26/2016 | <0.005 | <0.005 | | 0.0012 (J) | <0.005 | | | | |
| 1/27/2016 | | | | | | <0.005 | <0.005 | <0.005 | 0.0022 |
| 3/29/2016 | <0.005 | <0.005 | | <0.005 | <0.005 | <0.005 | | | |
| 3/30/2016 | | | <0.005 | | | | <0.005 | <0.005 | 0.00261 (J) |
| 5/24/2016 | <0.005 | <0.005 | | | | | | | |
| 5/25/2016 | | | <0.005 | 0.00213 (J) | <0.005 | <0.005 | <0.005 | <0.005 | 0.00238 (J) |
| 7/22/2016 | | | | | <0.005 | | | | |
| 7/25/2016 | | <0.005 | | 0.0015 (J) | | | | | |
| 7/26/2016 | <0.005 | | | | | <0.005 | <0.005 | <0.005 | |
| 7/27/2016 | | | 0.0029 | | | | | | 0.0025 |
| 9/15/2016 | | | | | <0.005 | <0.005 | <0.005 | | |
| 9/16/2016 | | | <0.005 | | | | | | 0.0023 (J) |
| 9/19/2016 | <0.005 | <0.005 | | 0.0022 (J) | | | | | |
| 9/20/2016 | | | | | | | | <0.005 | |
| 11/16/2016 | <0.005 | <0.005 | | 0.002 (J) | <0.005 | | | | |
| 11/17/2016 | | | <0.005 | | | <0.005 | <0.005 | <0.005 | 0.0022 (J) |

ND substitution: RL or RL/2 if <15% NDs.

# Time Series

Constituent: Chromium (mg/L) Analysis Run 3/31/2026 4:41 AM

Plant Wansley Client: Southern Company Data: Wansley Landfill

| | GWC-8 | GWC-9 | GWC-10 | GWC-11 | GWC-12 | GWC-13 | GWC-14 | GWC-15 | GWC-16 |
|---|---|---|---|---|---|---|---|---|---|
| 1/26/2017 | <0.005 | | | | | | | | |
| 1/31/2017 | | 0.0015 (J) | | 0.0022 (J) | <0.005 | <0.005 | | | |
| 2/1/2017 | | | <0.005 | | | | <0.005 | <0.005 | 0.0024 (J) |
| 3/23/2017 | <0.005 | 0.0021 (J) | | 0.002 (J) | <0.005 | <0.005 | <0.005 | <0.005 | |
| 3/24/2017 | | | <0.005 | | | | | | 0.0026 |
| 5/2/2017 | | 0.0016 (J) | | 0.0019 (J) | | | | | |
| 5/3/2017 | <0.005 | | <0.005 | | <0.005 | <0.005 | <0.005 | <0.005 | 0.0022 (J) |
| 8/4/2017 | | | | | | <0.005 | | <0.005 | |
| 8/7/2017 | <0.005 | 0.0024 (J) | | 0.0023 (J) | <0.005 | | <0.005 | | 0.0023 (J) |
| 8/8/2017 | | | <0.005 | | | | | | |
| 1/24/2018 | <0.005 | 0.0019 (J) | | 0.0019 (J) | <0.005 | | | | |
| 1/25/2018 | | | <0.005 | | | <0.005 | <0.005 | <0.005 | 0.0023 (J) |
| 6/20/2018 | | | | 0.002 (J) | | <0.005 | <0.005 | <0.005 | 0.0025 |
| 6/21/2018 | <0.005 | 0.0023 (J) | <0.005 | | | | | | |
| 6/26/2018 | | | | | <0.005 | | | | |
| 1/22/2019 | 0.0014 (J) | 0.0027 | | | | 0.0013 (J) | 0.0013 (J) | 0.0013 (J) | |
| 1/24/2019 | | | | 0.003 | | | | | |
| 1/25/2019 | | | | | 0.0011 (J) | | | | 0.0038 |
| 1/31/2019 | | | 0.0018 (J) | | | | | | |
| 6/25/2019 | 0.0024 | 0.0048 | | | | 0.0022 | 0.0023 | 0.0022 | 0.0045 |
| 6/26/2019 | | | 0.0021 | 0.0041 | 0.0021 | | | | |
| 9/10/2019 | 0.0018 (J) | | | | | | | | |
| 9/11/2019 | | | | | 0.0023 | | | | 0.0043 |
| 9/12/2019 | | | | | | 0.0027 | 0.002 | | |
| 9/16/2019 | | 0.0027 | | 0.0035 | | | | | |
| 9/17/2019 | | | <0.005 | | | | | <0.005 | |
| 3/12/2020 | <0.005 | | | | | <0.005 | | | |
| 3/16/2020 | | 0.0015 (J) | | 0.0019 (J) | | | | <0.005 | |
| 3/17/2020 | | | <0.005 | | | | <0.005 | | 0.0024 |
| 3/18/2020 | | | | | <0.005 | | | | |
| 9/10/2020 | | | <0.005 | 0.0018 (J) | <0.005 | <0.005 | <0.005 | <0.005 | |
| 9/11/2020 | | 0.0017 (J) | | | | | | | 0.0022 |
| 9/14/2020 | <0.005 | | | | | | | | |
| 3/16/2021 | 0.0027 | 0.0073 | | | 0.0022 | | | | |
| 3/17/2021 | | | | 0.0016 (J) | | <0.005 | <0.005 | | 0.0027 |
| 3/18/2021 | | | <0.005 | | | | | <0.005 | |
| 8/19/2021 | | | | | <0.005 | | | | |
| 8/20/2021 | <0.005 | | <0.005 | | | | | | 0.0021 |
| 8/23/2021 | | | | 0.0017 (J) | | <0.005 | <0.005 | | |
| 8/24/2021 | | | | | | | | <0.005 | |
| 8/25/2021 | | 0.0024 | | | | | | | |
| 3/2/2022 | <0.005 | | | | | | | | |
| 3/7/2022 | | | | 0.0016 (J) | <0.005 | | <0.005 | <0.005 | |
| 3/8/2022 | | | <0.005 | | | <0.005 | | | 0.0022 |
| 3/9/2022 | | <0.005 | | | | | | | |
| 8/11/2022 | <0.005 | | | | | | | | |
| 8/15/2022 | | | | 0.0017 (J) | | <0.005 | | | |
| 8/16/2022 | | 0.0017 (J) | <0.005 | | <0.005 | | <0.005 | <0.005 | 0.0019 (J) |
| 2/15/2023 | <0.005 | <0.005 | <0.005 | | <0.005 | | | | |
| 2/17/2023 | | | | | | | <0.005 | | |
| 2/20/2023 | | | | | | | | | 0.0027 |
| 2/21/2023 | | | | 0.002 | | <0.005 | | <0.005 | |

ND substitution: RL or RL/2 if <15% NDs.

# Time Series

Constituent: Chromium (mg/L) Analysis Run 3/31/2026 4:41 AM

Plant Wansley Client: Southern Company Data: Wansley Landfill

| | GWC-8 | GWC-9 | GWC-10 | GWC-11 | GWC-12 | GWC-13 | GWC-14 | GWC-15 | GWC-16 |
|---|---|---|---|---|---|---|---|---|---|
| 8/9/2023 | <0.005 | 0.0019 (J) | | | | | | | |
| 8/10/2023 | | | 0.002 | | | | | | |
| 8/14/2023 | | | | 0.0022 | <0.005 | | <0.005 | <0.005 | 0.0027 |
| 8/16/2023 | | | | | | <0.005 | | | |
| 2/14/2024 | | | | 0.0024 | | | | | |
| 2/19/2024 | | 0.0015 (J) | | | | <0.005 | <0.005 | | |
| 2/20/2024 | | | <0.005 | | <0.005 | | | | |
| 2/21/2024 | <0.005 | | | | | | | <0.005 | 0.0013 (J) |
| 7/30/2024 | <0.005 | | | | | | | | |
| 7/31/2024 | | 0.0015 (J) | <0.005 | | | | | | |
| 8/5/2024 | | | | | | <0.005 | | | 0.0017 (J) |
| 8/6/2024 | | | | 0.0017 (J) | <0.005 | | <0.005 | <0.005 | |
| 2/11/2025 | | | | | | | | | 0.0025 |
| 2/13/2025 | <0.005 | | | | | | | | |
| 2/17/2025 | | | | | <0.005 | | <0.005 | | |
| 2/18/2025 | | 0.0017 (J) | | 0.0027 | | <0.005 | | <0.005 | |
| 2/19/2025 | | | <0.005 | | | | | | |
| 8/13/2025 | <0.005 | <0.005 | | | | | | | |
| 8/15/2025 | | | | | | | | | <0.005 |
| 8/18/2025 | | | | <0.005 | <0.005 | | | <0.005 | |
| 8/19/2025 | | | <0.005 | | | <0.005 | <0.005 | | |
| 1/20/2026 | | | | | | | <0.005 | | |
| 1/21/2026 | | | <0.005 | <0.005 | <0.005 | <0.005 | | <0.005 | <0.005 |
| 1/22/2026 | <0.005 | <0.005 | | | | | | | |

ND substitution: RL or RL/2 if <15% NDs.

# Time Series

Constituent: Chromium (mg/L) Analysis Run 3/31/2026 4:41 AM

Plant Wansley Client: Southern Company Data: Wansley Landfill

| | GWC-17 | GWC-18 | GWC-19 | GWC-20 | GWC-21 | GWC-22 | GWC-23 | GWC-24 | GWC-25 |
|---|---|---|---|---|---|---|---|---|---|
| 8/30/2011 | 0.0014 | 0.0014 | 0.0014 | | | | | | |
| 8/31/2011 | | | | 0.0016 | 0.0014 | | | | |
| 9/15/2011 | | | | | | <0.005 | | | |
| 9/16/2011 | | | | | | | 0.0019 | | |
| 9/17/2011 | | | | | | | | | 0.0015 |
| 10/26/2011 | <0.005 | <0.005 | <0.005 | | | | | | |
| 10/27/2011 | | | | <0.005 | <0.005 | | | | |
| 10/29/2011 | | | | | | <0.005 | <0.005 | | |
| 10/31/2011 | | | | | | | | | <0.005 |
| 12/3/2011 | <0.005 | <0.005 | <0.005 | | | | | | |
| 12/4/2011 | | | | <0.005 | <0.005 | | | | |
| 12/13/2011 | | | | | | <0.005 | <0.005 | | |
| 12/14/2011 | | | | | | | | | <0.005 |
| 1/25/2012 | <0.005 | | | | | <0.005 | | | |
| 1/31/2012 | | | | | | | <0.005 | | |
| 2/7/2012 | | | | | | | | | 0.0065 |
| 2/8/2012 | | | <0.005 | <0.005 | <0.005 | | | | |
| 2/9/2012 | | <0.005 | | | | | | | |
| 7/11/2012 | <0.005 | <0.005 | <0.005 | <0.005 | | | | | |
| 7/17/2012 | | | | | <0.005 | | | | 0.0025 |
| 7/18/2012 | | | | | | 0.0016 | <0.005 | | |
| 1/8/2013 | <0.005 | <0.005 | <0.005 | <0.005 | | | | | |
| 1/9/2013 | | | | | <0.005 | | | | |
| 1/22/2013 | | | | | | 0.0019 | <0.005 | | |
| 7/16/2013 | <0.005 | <0.005 | <0.005 | <0.005 | <0.005 | <0.005 | | | |
| 7/23/2013 | | | | | | | 0.0013 | | |
| 7/24/2013 | | | | | | | | | 0.0017 |
| 1/14/2014 | <0.005 | <0.005 | | | | | | | |
| 1/21/2014 | | | <0.005 | <0.005 | <0.005 | <0.005 | | | |
| 1/22/2014 | | | | | | | <0.005 | | |
| 1/23/2014 | | | | | | | | | <0.005 |
| 6/24/2014 | | <0.005 | <0.005 | <0.005 | <0.005 | | | | |
| 6/25/2014 | <0.005 | | | | | 0.0011 (J) | | | |
| 7/1/2014 | | | | | | | 0.0011 (J) | | |
| 7/8/2014 | | | | | | | | <0.005 | <0.005 |
| 1/13/2015 | | <0.005 | <0.005 | <0.005 | <0.005 | | | | |
| 1/14/2015 | <0.005 | | | | | <0.005 | | | |
| 1/21/2015 | | | | | | | | | <0.005 |
| 1/22/2015 | | | | | | | <0.005 | | |
| 7/23/2015 | | <0.005 | <0.005 | <0.005 | <0.005 | 0.0015 | | | |
| 7/28/2015 | <0.005 | | | | | | | | |
| 7/29/2015 | | | | | | | 0.0012 (J) | | |
| 7/30/2015 | | | | | | | | | <0.005 |
| 7/31/2015 | | | | | | | | <0.005 | |
| 1/20/2016 | | | | | | | | <0.005 | |
| 1/21/2016 | | | | | | | <0.005 | | 0.002 |
| 1/26/2016 | | | | | <0.005 | <0.005 | | | |
| 1/27/2016 | <0.005 | <0.005 | <0.005 | <0.005 | | | | | |
| 3/28/2016 | | | | | | | | | <0.005 |
| 3/29/2016 | | | | | | | 0.00226 (J) | | |
| 3/30/2016 | <0.005 | <0.005 | <0.005 | <0.005 | <0.005 | | | <0.005 | |
| 3/31/2016 | | | | | | <0.005 | | | |

ND substitution: RL or RL/2 if <15% NDs.

# Time Series

Constituent: Chromium (mg/L) Analysis Run 3/31/2026 4:41 AM

Plant Wansley Client: Southern Company Data: Wansley Landfill

| | GWC-17 | GWC-18 | GWC-19 | GWC-20 | GWC-21 | GWC-22 | GWC-23 | GWC-24 | GWC-25 |
|---|---|---|---|---|---|---|---|---|---|
| 5/25/2016 | <0.005 | | | | | | <0.005 | <0.005 | <0.005 |
| 5/26/2016 | | <0.005 | <0.005 | <0.005 | <0.005 | <0.005 | | | |
| 7/25/2016 | | <0.005 | <0.005 | <0.005 | | | | | |
| 7/26/2016 | | | | | <0.005 | <0.005 | | | |
| 7/27/2016 | <0.005 | | | | | | <0.005 | <0.005 | <0.005 |
| 9/16/2016 | | | | | | | | <0.005 | |
| 9/19/2016 | <0.005 | <0.005 | <0.005 | | | | | | <0.005 |
| 9/20/2016 | | | | <0.005 | <0.005 | 0.0011 (J) | <0.005 | | |
| 11/15/2016 | | | | | | | | | <0.005 |
| 11/17/2016 | <0.005 | <0.005 | <0.005 | <0.005 | <0.005 | <0.005 | | | |
| 11/18/2016 | | | | | | | <0.005 | <0.005 | |
| 1/24/2017 | | | | | | | | | 0.0043 |
| 2/1/2017 | <0.005 | 0.0014 (J) | | | | | | | |
| 2/2/2017 | | | <0.005 | <0.005 | <0.005 | | | | |
| 2/3/2017 | | | | | | 0.0011 (J) | <0.005 | 0.0011 (J) | |
| 3/23/2017 | | | | | | | | | <0.005 |
| 3/24/2017 | <0.005 | <0.005 | <0.005 | | | | | | |
| 3/28/2017 | | | | <0.005 | <0.005 | 0.0027 | <0.005 | | |
| 3/29/2017 | | | | | | | | <0.005 | |
| 5/2/2017 | | | | | | | | | 0.015 (O) |
| 5/3/2017 | <0.005 | <0.005 | <0.005 | | | 0.0018 (J) | | | |
| 5/4/2017 | | | | <0.005 | <0.005 | | <0.005 | <0.005 | |
| 8/3/2017 | | | | | | | | | <0.005 |
| 8/7/2017 | <0.005 | <0.005 | <0.005 | 0.0017 (J) | <0.005 | | | | |
| 8/8/2017 | | | | | | <0.005 | <0.005 | <0.005 | |
| 1/25/2018 | <0.005 | <0.005 | <0.005 | | | <0.005 | <0.005 | <0.005 | <0.005 |
| 1/26/2018 | | | | <0.005 | <0.005 | | | | |
| 6/20/2018 | | | | | <0.005 | 0.0015 (J) | <0.005 | | |
| 6/21/2018 | | <0.005 | <0.005 | <0.005 | | | | | |
| 6/26/2018 | <0.005 | | | | | | | | |
| 6/27/2018 | | | | | | | | <0.005 | <0.005 |
| 1/24/2019 | 0.0014 (J) | | | | 0.0012 (J) | 0.0021 (J) | | | 0.0026 |
| 1/25/2019 | | | | | | | 0.0017 (J) | | |
| 1/28/2019 | | 0.0012 (J) | <0.005 | 0.0011 (J) | | | | | |
| 1/31/2019 | | | | | | | | 0.0022 (J) | |
| 6/25/2019 | 0.0042 | | | 0.0023 | 0.0021 | 0.003 | | | 0.003 |
| 6/26/2019 | | | 0.0023 | | | | 0.0023 | 0.0027 | |
| 6/27/2019 | | 0.0022 | | | | | | | |
| 9/10/2019 | | | | | | 0.0026 | | | |
| 9/11/2019 | <0.005 | <0.005 | | 0.0027 | 0.0022 | | | 0.0023 | 0.0034 |
| 9/12/2019 | | | 0.0024 | | | | 0.0024 | | |
| 3/12/2020 | | | | | | | | <0.005 | <0.005 |
| 3/17/2020 | <0.005 | <0.005 | | | | | | | |
| 3/18/2020 | | | <0.005 | <0.005 | <0.005 | <0.005 | <0.005 | | |
| 9/10/2020 | | | | | | <0.005 | <0.005 | | |
| 9/14/2020 | <0.005 | <0.005 | | | | | | | <0.005 |
| 9/15/2020 | | | <0.005 | <0.005 | <0.005 | | | <0.005 | |
| 3/15/2021 | | | | | | <0.005 | | | |
| 3/16/2021 | <0.005 | <0.005 | | <0.005 | <0.005 | | | | |
| 3/17/2021 | | | <0.005 | | | | | | <0.005 |
| 3/18/2021 | | | | | | | <0.005 | <0.005 | |
| 8/19/2021 | | | | | <0.005 | <0.005 | | <0.005 | 0.0016 (J) |

ND substitution: RL or RL/2 if <15% NDs.

# Time Series

Constituent: Chromium (mg/L) Analysis Run 3/31/2026 4:41 AM

Plant Wansley Client: Southern Company Data: Wansley Landfill

| | GWC-17 | GWC-18 | GWC-19 | GWC-20 | GWC-21 | GWC-22 | GWC-23 | GWC-24 | GWC-25 |
|---|---|---|---|---|---|---|---|---|---|
| 8/20/2021 | <0.005 | | | | | | | | |
| 8/23/2021 | | | | | | | <0.005 | | |
| 8/24/2021 | | <0.005 | <0.005 | <0.005 | | | | | |
| 3/7/2022 | | | | <0.005 | <0.005 | | | | |
| 3/8/2022 | <0.005 | <0.005 | <0.005 | | | <0.005 | | | <0.005 |
| 3/9/2022 | | | | | | | <0.005 | | |
| 3/10/2022 | | | | | | | | <0.005 | |
| 8/10/2022 | | | | | | | | | <0.005 |
| 8/11/2022 | <0.005 | <0.005 | <0.005 | | | | | | |
| 8/16/2022 | | | | <0.005 | <0.005 | | <0.005 | | |
| 8/17/2022 | | | | | | <0.005 | | | |
| 8/18/2022 | | | | | | | | <0.005 | |
| 2/14/2023 | | | | | | <0.005 | | | |
| 2/16/2023 | | | | | | | | <0.005 | |
| 2/20/2023 | <0.005 | <0.005 | | | | | | | |
| 2/21/2023 | | | <0.005 | | <0.005 | | <0.005 | | <0.005 |
| 2/22/2023 | | | | <0.005 | | | | | |
| 8/9/2023 | | <0.005 | <0.005 | 0.0015 (J) | <0.005 | | | | |
| 8/10/2023 | <0.005 | | | | | | | | |
| 8/14/2023 | | | | | | 0.0015 (J) | | | |
| 8/15/2023 | | | | | | | <0.005 | | <0.005 |
| 8/16/2023 | | | | | | | | <0.005 | |
| 2/14/2024 | | | | | | 0.0014 (J) | | | |
| 2/19/2024 | | | | | <0.005 | | <0.005 | | |
| 2/20/2024 | <0.005 | | | <0.005 | | | | | |
| 2/21/2024 | | <0.005 | <0.005 | | | | | | <0.005 |
| 2/22/2024 | | | | | | | | <0.005 | |
| 7/30/2024 | | | | | <0.005 | | <0.005 | | |
| 8/1/2024 | | | | | | | | | <0.005 |
| 8/2/2024 | | | | <0.005 | | | | | |
| 8/6/2024 | | | <0.005 | | | <0.005 | | <0.005 | |
| 8/7/2024 | <0.005 | <0.005 | | | | | | | |
| 2/11/2025 | | | | | <0.005 | 0.0015 (J) | <0.005 | | |
| 2/13/2025 | <0.005 | <0.005 | | | | | | | |
| 2/14/2025 | | | <0.005 | <0.005 | | | | <0.005 | <0.005 |
| 8/12/2025 | | | | <0.005 | <0.005 | <0.005 | <0.005 | | |
| 8/13/2025 | <0.005 | <0.005 | <0.005 | | | | | | <0.005 |
| 8/14/2025 | | | | | | | | <0.005 | |
| 1/20/2026 | | | | | <0.005 | <0.005 | | | |
| 1/21/2026 | <0.005 | <0.005 | <0.005 | <0.005 | | | | <0.005 | <0.005 |
| 1/22/2026 | | | | | | | <0.005 | | |

ND substitution: RL or RL/2 if <15% NDs.

# Time Series

Constituent: Chromium (mg/L) Analysis Run 3/31/2026 4:41 AM

Plant Wansley Client: Southern Company Data: Wansley Landfill

| | GWC-26 | GWC-27 | GWC-30 | GWC-31 | GWC-32 | GWC-33 | GWC-34 | GWC-35 |
|---|---|---|---|---|---|---|---|---|
| 9/15/2011 | | | <0.005 | | <0.005 | | | |
| 9/16/2011 | | | | | | <0.005 | <0.005 | <0.005 |
| 9/17/2011 | 0.0018 | <0.005 | | 0.0052 | | | | |
| 10/28/2011 | | | <0.005 | | | | | |
| 10/29/2011 | <0.005 | <0.005 | | | | | | |
| 10/30/2011 | | | | | | <0.005 | | |
| 10/31/2011 | | | | <0.005 | <0.005 | | <0.005 | <0.005 |
| 12/12/2011 | | | | | | | <0.005 | <0.005 |
| 12/13/2011 | | | <0.005 | | <0.005 | <0.005 | | |
| 12/14/2011 | <0.005 | <0.005 | | | | | | |
| 1/25/2012 | | <0.005 | | | | | | |
| 2/1/2012 | | | | | <0.005 | <0.005 | <0.005 | <0.005 |
| 2/7/2012 | <0.005 | | | <0.005 | | | | |
| 2/8/2012 | | | <0.005 | | | | | |
| 7/16/2012 | | | | | | | <0.005 | <0.005 |
| 7/17/2012 | <0.005 | <0.005 | | | <0.005 | <0.005 | | |
| 7/18/2012 | | | <0.005 | | | | | |
| 1/22/2013 | | | | | | | <0.005 | <0.005 |
| 1/23/2013 | | | | <0.005 | <0.005 | <0.005 | | |
| 1/24/2013 | <0.005 | <0.005 | <0.005 | | | | | |
| 7/2/2013 | | | | | | | | <0.005 |
| 7/17/2013 | | | | | | <0.005 | <0.005 | |
| 7/24/2013 | <0.005 | <0.005 | <0.005 | | <0.005 | | | |
| 1/21/2014 | | | | | | | | <0.005 |
| 1/23/2014 | <0.005 | <0.005 | <0.005 | 0.002 | <0.005 | <0.005 | <0.005 | |
| 6/25/2014 | | | | | | | <0.005 | <0.005 |
| 7/1/2014 | | | <0.005 | 0.0046 | <0.005 | | | |
| 7/8/2014 | <0.005 | <0.005 | | | | | | |
| 1/14/2015 | | | | | | | <0.005 | <0.005 |
| 1/20/2015 | | | <0.005 | | <0.005 | 0.0013 | | |
| 1/21/2015 | <0.005 | <0.005 | | 0.0026 | | | | |
| 7/28/2015 | | | | | | | | <0.005 |
| 7/29/2015 | | | | | | 0.0028 | <0.005 | |
| 7/30/2015 | | <0.005 | <0.005 | | <0.005 | | | |
| 7/31/2015 | <0.005 | | | | | | | |
| 1/19/2016 | | | <0.005 | | | | | |
| 1/21/2016 | | | | | | | <0.005 | <0.005 |
| 1/22/2016 | | <0.005 | | | | | | |
| 1/25/2016 | <0.005 | | | 0.0014 | <0.005 | 0.001 (J) | | |
| 3/23/2016 | | <0.005 | <0.005 | | <0.005 | <0.005 | | |
| 3/24/2016 | <0.005 | | | | | | <0.005 | <0.005 |
| 3/30/2016 | | | | 0.00334 (J) | | | | |
| 5/20/2016 | | | <0.005 | | | | | |
| 5/23/2016 | | | | | | | <0.005 | <0.005 |
| 5/24/2016 | | <0.005 | | | <0.005 | <0.005 | | |
| 5/25/2016 | <0.005 | | | 0.00321 (J) | | | | |
| 7/21/2016 | | | <0.005 | | | | <0.005 | <0.005 |
| 7/22/2016 | | | | | <0.005 | <0.005 | | |
| 7/26/2016 | <0.005 | <0.005 | | | | | | |
| 7/27/2016 | | | | 0.0043 | | | | |
| 9/15/2016 | | | | | | | <0.005 | <0.005 |
| 9/16/2016 | | | | | <0.005 | <0.005 | | |

ND substitution: RL or RL/2 if <15% NDs.

# Time Series

Constituent: Chromium (mg/L) Analysis Run 3/31/2026 4:41 AM

Plant Wansley Client: Southern Company Data: Wansley Landfill

| | GWC-26 | GWC-27 | GWC-30 | GWC-31 | GWC-32 | GWC-33 | GWC-34 | GWC-35 |
|---|---|---|---|---|---|---|---|---|
| 9/19/2016 | <0.005 | <0.005 | | | | | | |
| 9/20/2016 | | | 0.0011 (J) | | | | | |
| 11/11/2016 | | <0.005 | | | | | | |
| 11/14/2016 | <0.005 | | <0.005 | | | | | |
| 11/15/2016 | | | | | <0.005 | | <0.005 | <0.005 |
| 11/17/2016 | | | | | | 0.0034 | | |
| 1/19/2017 | <0.005 | | | | | | | |
| 1/20/2017 | | <0.005 | | | | | | |
| 1/24/2017 | | | <0.005 | | | | | |
| 1/25/2017 | | | | 0.0027 | | <0.005 | <0.005 | |
| 1/26/2017 | | | | | <0.005 | | | <0.005 |
| 3/16/2017 | <0.005 | <0.005 | | | | | | |
| 3/17/2017 | | | <0.005 | | | | | |
| 3/22/2017 | | | | | | | <0.005 | <0.005 |
| 3/23/2017 | | | | 0.0022 (J) | | 0.0032 | | |
| 3/24/2017 | | | | | <0.005 | | | |
| 4/28/2017 | | <0.005 | | | | | | |
| 5/1/2017 | <0.005 | | <0.005 | | | <0.005 | <0.005 | |
| 5/2/2017 | | | | 0.0027 | <0.005 | | | <0.005 |
| 7/19/2017 | | | | 0.0019 (J) | | | | |
| 8/3/2017 | <0.005 | <0.005 | | | 0.0053 (O) | | <0.005 | <0.005 |
| 8/4/2017 | | | <0.005 | 0.0021 (J) | | <0.005 | | |
| 1/19/2018 | | <0.005 | | | | | | |
| 1/22/2018 | <0.005 | | | | | | | |
| 1/23/2018 | | | | 0.012 | <0.005 | <0.005 | <0.005 | <0.005 |
| 1/24/2018 | | | <0.005 | | | | | |
| 6/19/2018 | | | | | | | | <0.005 |
| 6/20/2018 | | | | | | | <0.005 | |
| 6/21/2018 | | | 0.0015 (J) | | | | | |
| 6/26/2018 | | | | | <0.005 | <0.005 | | |
| 6/27/2018 | <0.005 | <0.005 | | 0.0017 (J) | | | | |
| 1/21/2019 | | | | | | | | 0.0013 (J) |
| 1/24/2019 | 0.0018 (J) | 0.0015 (J) | | | | | | |
| 1/28/2019 | | | | | | | 0.00076 (J) | |
| 1/30/2019 | | | 0.0018 (J) | | 0.0017 (J) | 0.0026 | | |
| 1/31/2019 | | | | 0.0031 | | | | |
| 6/25/2019 | 0.003 | | | | | | | |
| 6/26/2019 | | 0.0022 | | 0.0037 | | 0.0022 | 0.0022 | 0.0022 |
| 6/27/2019 | | | 0.0025 | | 0.0022 | | | |
| 9/10/2019 | | | 0.0019 (J) | | | | | |
| 9/11/2019 | | | | 0.0084 | | | 0.0034 | |
| 9/12/2019 | 0.0033 | 0.0024 | | | 0.0024 | 0.0032 | | 0.0026 |
| 3/11/2020 | | | <0.005 | | | | <0.005 | <0.005 |
| 3/12/2020 | | <0.005 | | | | 0.0018 (J) | | |
| 3/13/2020 | <0.005 | | | | | | | |
| 3/17/2020 | | | | <0.005 | | | | |
| 3/18/2020 | | | | | <0.005 | | | |
| 9/9/2020 | | <0.005 | | | | | | |
| 9/10/2020 | | | <0.005 | | | | | |
| 9/11/2020 | | | | 0.0018 (J) | | | <0.005 | <0.005 |
| 9/15/2020 | <0.005 | | | | <0.005 | | | |
| 9/16/2020 | | | | | | <0.005 | | |

ND substitution: RL or RL/2 if <15% NDs.

# Time Series

Constituent: Chromium (mg/L) Analysis Run 3/31/2026 4:41 AM

Plant Wansley Client: Southern Company Data: Wansley Landfill

| | GWC-26 | GWC-27 | GWC-30 | GWC-31 | GWC-32 | GWC-33 | GWC-34 | GWC-35 |
|---|---|---|---|---|---|---|---|---|
| 3/16/2021 | | | | 0.002 | | | <0.005 | <0.005 |
| 3/17/2021 | <0.005 | | | | <0.005 | | | |
| 3/18/2021 | | <0.005 | <0.005 | | | <0.005 | | |
| 8/18/2021 | | | | | | | | <0.005 |
| 8/19/2021 | <0.005 | | | | | | | |
| 8/23/2021 | | <0.005 | <0.005 | | | | | |
| 8/24/2021 | | | | | <0.005 | <0.005 | <0.005 | |
| 8/25/2021 | | | | <0.005 | | | | |
| 3/2/2022 | | | <0.005 | | | | <0.005 | <0.005 |
| 3/8/2022 | | <0.005 | | | | | | |
| 3/9/2022 | <0.005 | | | | <0.005 | <0.005 | | |
| 3/10/2022 | | | | <0.005 | | | | |
| 8/10/2022 | <0.005 | <0.005 | <0.005 | | <0.005 | | <0.005 | |
| 8/15/2022 | | | | | | <0.005 | | <0.005 |
| 8/16/2022 | | | | <0.005 | | | | |
| 2/14/2023 | | | <0.005 | | | | | |
| 2/15/2023 | | | | | <0.005 | | | |
| 2/20/2023 | | <0.005 | | | | <0.005 | <0.005 | <0.005 |
| 2/21/2023 | <0.005 | | | | | | | |
| 2/22/2023 | | | | 0.0014 (J) | | | | |
| 8/15/2023 | | <0.005 | | | <0.005 | 0.0012 (J) | | |
| 8/16/2023 | <0.005 | | <0.005 | 0.0041 | | | <0.005 | <0.005 |
| 2/20/2024 | <0.005 | 0.0014 (J) | | | 0.0019 (J) | 0.0025 | | |
| 2/21/2024 | | | <0.005 | <0.005 | | | | |
| 2/22/2024 | | | | | | | <0.005 | <0.005 |
| 7/30/2024 | | <0.005 | | | | | | |
| 7/31/2024 | | | | | | 0.0015 (J) | | |
| 8/2/2024 | <0.005 | | | 0.0016 (J) | | | | |
| 8/5/2024 | | | <0.005 | | | | <0.005 | <0.005 |
| 8/6/2024 | | | | | <0.005 | | | |
| 2/11/2025 | | <0.005 | | | | | | |
| 2/13/2025 | <0.005 | | <0.005 | | | | <0.005 | |
| 2/18/2025 | | | | 0.0015 (J) | | | | <0.005 |
| 2/19/2025 | | | | | <0.005 | 0.0014 (J) | | |
| 8/13/2025 | <0.005 | <0.005 | | | | | | |
| 8/14/2025 | | | <0.005 | | <0.005 | | <0.005 | <0.005 |
| 8/15/2025 | | | | <0.005 | | | | |
| 8/19/2025 | | | | | | <0.005 | | |
| 1/21/2026 | | <0.005 | <0.005 | | <0.005 | | | |
| 1/22/2026 | <0.005 | | | | | <0.005 | <0.005 | <0.005 |
| 2/11/2026 | | | | <0.005 | | | | |

ND substitution: RL or RL/2 if <15% NDs.

# Time Series

Constituent: Cobalt (mg/L) Analysis Run 3/31/2026 4:41 AM

Plant Wansley Client: Southern Company Data: Wansley Landfill

| | GWA-1 (bg) | GWA-2 (bg) | GWA-3 (bg) | GWA-4 (bg) | GWA-28 (bg) | GWA-29 (bg) | GWC-5 | GWC-6 | GWC-7 |
|---|---|---|---|---|---|---|---|---|---|
| 8/31/2011 | | | 0.0028 | 0.0028 | | | 0.02 | 0.013 | |
| 9/7/2011 | | | | | | | | | <0.0025 |
| 9/16/2011 | <0.005 | | | | <0.005 | | | | |
| 9/17/2011 | | <0.005 | | | | <0.005 | | | |
| 10/27/2011 | <0.005 | <0.005 | | <0.0025 | | | 0.038 | | |
| 10/28/2011 | | | | | <0.005 | <0.005 | | | |
| 10/30/2011 | | | | | | | | 0.037 (O) | <0.0025 |
| 12/5/2011 | | | | | | | 0.04 | 0.029 (O) | <0.0025 |
| 12/12/2011 | | | | | <0.005 | <0.005 | | | |
| 12/13/2011 | <0.005 | | | | | | | | |
| 12/14/2011 | | <0.005 | | <0.0025 | | | | | |
| 1/25/2012 | | | | | <0.005 | | 0.043 | 0.018 | <0.0025 |
| 1/31/2012 | <0.005 | | | | | <0.005 | | | |
| 2/1/2012 | | | | 0.0027 | | | | | |
| 2/7/2012 | | <0.005 | | | | | | | |
| 7/16/2012 | | | | | <0.005 | | | | |
| 7/17/2012 | | | | | | <0.005 | | | |
| 7/18/2012 | <0.005 | | | | | | 0.028 | | 0.017 |
| 7/23/2012 | | <0.005 | | 0.0073 | | | | | |
| 7/24/2012 | | | | | | | | 0.011 | |
| 1/7/2013 | | | | | | | | | 0.03 |
| 1/8/2013 | | | | | | | | 0.012 | |
| 1/9/2013 | | | | | | | 0.037 | | |
| 1/23/2013 | | <0.005 | | 0.0029 | | | | | |
| 1/24/2013 | <0.005 | | | | <0.005 | <0.005 | | | |
| 7/9/2013 | | | | | | | | 0.017 | 0.028 |
| 7/17/2013 | <0.005 | | | 0.0033 | | | 0.018 | | |
| 7/23/2013 | | | | | <0.005 | | | | |
| 7/24/2013 | | <0.005 | | | | <0.005 | | | |
| 1/14/2014 | | | | | | | | | 0.021 |
| 1/15/2014 | | | | 0.0076 | | | 0.018 | 0.017 | |
| 1/21/2014 | <0.005 | | | | | | | | |
| 1/22/2014 | | <0.005 | | | <0.005 | <0.005 | | | |
| 6/24/2014 | | | | | | | | | 0.011 |
| 6/25/2014 | <0.005 | | 0.00075 (J) | 0.0044 | | | 0.019 | 0.0099 | |
| 7/1/2014 | | 0.00056 (J) | | | <0.005 | | | | |
| 7/8/2014 | | | | | | <0.005 | | | |
| 1/13/2015 | | | | | | | 0.012 | | |
| 1/14/2015 | 0.00068 (J) | | | 0.015 | | | | | |
| 1/20/2015 | | | | | | | | 0.0098 | 0.0088 |
| 1/21/2015 | | | | | <0.005 | <0.005 | | | |
| 1/22/2015 | | 0.00067 (J) | | | | | | | |
| 7/21/2015 | <0.005 | | 0.00066 (J) | 0.0053 | <0.005 | | | | |
| 7/22/2015 | | <0.005 | | | | <0.005 | | | |
| 7/24/2015 | | | | | | | 0.013 | 0.012 | |
| 7/27/2015 | | | | | | | | | 0.0061 |
| 1/19/2016 | | | | | | <0.005 | | | |
| 1/20/2016 | | <0.005 | | 0.0034 | | | 0.012 | 0.01 | |
| 1/21/2016 | <0.005 | | | | | | | | |
| 1/22/2016 | | | | | <0.005 | | | | |
| 1/26/2016 | | | | | | | | | 0.002 |
| 3/22/2016 | | | | | <0.005 | <0.005 | | | |

ND substitution: RL or RL/2 if <15% NDs.

# Time Series

Constituent: Cobalt (mg/L) Analysis Run 3/31/2026 4:41 AM

Plant Wansley Client: Southern Company Data: Wansley Landfill

| | GWA-1 (bg) | GWA-2 (bg) | GWA-3 (bg) | GWA-4 (bg) | GWA-28 (bg) | GWA-29 (bg) | GWC-5 | GWC-6 | GWC-7 |
|---|---|---|---|---|---|---|---|---|---|
| 3/23/2016 | <0.005 | <0.005 | | 0.00443 (J) | | | | | |
| 3/28/2016 | | | | | | | 0.0101 | 0.0104 | |
| 3/29/2016 | | | | | | | | | 0.00652 (J) |
| 3/31/2016 | | | <0.0025 | | | | | | |
| 5/19/2016 | | | | 0.00361 (J) | | <0.005 | | | |
| 5/20/2016 | <0.005 | | | | | | | | |
| 5/23/2016 | | | | | <0.005 | | 0.00701 (J) | | |
| 5/24/2016 | | <0.005 | | | | | | 0.00926 (J) | 0.00462 (J) |
| 5/25/2016 | | | <0.0025 | | | | | | |
| 7/21/2016 | <0.005 | | | 0.0058 | | <0.005 | 0.0079 | 0.01 | |
| 7/22/2016 | | | | | | | | | 0.0042 |
| 7/25/2016 | | | | | <0.005 | | | | |
| 7/26/2016 | | <0.005 | | | | | | | |
| 7/27/2016 | | | <0.0025 | | | | | | |
| 9/14/2016 | | | | 0.0075 | | | | | |
| 9/15/2016 | <0.005 | | | | <0.005 | | 0.02 | 0.014 | 0.0036 |
| 9/16/2016 | | 0.0011 (J) | | | | | | | |
| 11/9/2016 | | | | | <0.005 | | | | |
| 11/10/2016 | | <0.005 | | 0.01 | | | | | |
| 11/11/2016 | <0.005 | | | | | | | | |
| 11/15/2016 | | | | | | | 0.011 | | |
| 11/16/2016 | | | | | | | | 0.015 | 0.0044 |
| 1/17/2017 | | | | 0.013 | <0.005 | <0.005 | | | |
| 1/19/2017 | <0.005 | <0.005 | | | | | | | |
| 1/26/2017 | | | | | | | 0.0075 | 0.011 | 0.00091 (J) |
| 3/15/2017 | | | | | | <0.005 | | | |
| 3/16/2017 | <0.005 | | | 0.0059 | <0.005 | | | | |
| 3/17/2017 | | <0.005 | | | | | | | |
| 3/22/2017 | | | | | | | 0.0063 | 0.012 | 0.0016 (J) |
| 4/27/2017 | | | | 0.0052 | <0.005 | <0.005 | | | |
| 4/28/2017 | 0.00044 (J) | 0.00045 (J) | | | | | | | |
| 5/2/2017 | | | | | | | 0.0036 | 0.0094 | 0.011 |
| 7/18/2017 | | | | | | <0.005 | | | |
| 8/1/2017 | | | <0.0025 | | <0.005 | <0.005 | | | |
| 8/2/2017 | | <0.005 | | 0.005 | | | | | |
| 8/3/2017 | <0.005 | | | | | | 0.0061 | 0.014 | |
| 8/4/2017 | | | | | | | | | 0.0033 |
| 10/3/2017 | | | <0.0025 | | | | | | |
| 1/19/2018 | <0.005 | <0.005 | | | <0.005 | <0.005 | | | |
| 1/22/2018 | | | | 0.0046 | | | | | |
| 1/23/2018 | | | | | | | 0.01 | 0.013 | 0.0028 |
| 6/19/2018 | <0.005 | 0.00061 (J) | | 0.005 | <0.005 | <0.005 | | | |
| 6/20/2018 | | | <0.0025 | | | | | | |
| 6/25/2018 | | | | | | | 0.0049 | 0.014 | 0.0057 |
| 1/17/2019 | 0.00033 (J) | 0.00018 (J) | | 0.0038 | | | | | |
| 1/18/2019 | | | 0.00011 (J) | | | <0.005 | | | |
| 1/21/2019 | | | | | <0.005 | | | | 0.00051 (J) |
| 1/30/2019 | | | | | | | 0.00068 (J) | 0.017 | |
| 6/24/2019 | 0.00019 (J) | 0.00019 (J) | | 0.006 | | | | | |
| 6/25/2019 | | | 0.00042 (J) | | <0.005 | 0.00012 (J) | | | 0.0039 |
| 6/26/2019 | | | | | | | 0.0054 | 0.012 | |
| 9/9/2019 | 0.00019 (J) | | | | | | | | |

ND substitution: RL or RL/2 if <15% NDs.

# Time Series

Constituent: Cobalt (mg/L) Analysis Run 3/31/2026 4:41 AM

Plant Wansley Client: Southern Company Data: Wansley Landfill

| | GWA-1 (bg) | GWA-2 (bg) | GWA-3 (bg) | GWA-4 (bg) | GWA-28 (bg) | GWA-29 (bg) | GWC-5 | GWC-6 | GWC-7 |
|---|---|---|---|---|---|---|---|---|---|
| 9/10/2019 | | 0.00029 (J) | | 0.0062 | <0.005 | 8.9E-05 (J) | | | 0.0035 |
| 9/11/2019 | | | 0.00017 (J) | | | | | | |
| 9/12/2019 | | | | | | | 0.0062 | 0.019 | |
| 3/10/2020 | 0.00017 (J) | 0.00017 (J) | 0.00081 (J) | 0.0035 | <0.005 | <0.005 | | | |
| 3/12/2020 | | | | | | | | | 0.00066 (J) |
| 3/16/2020 | | | | | | | 0.0049 | 0.012 | |
| 9/9/2020 | <0.005 | | 0.00076 (J) | 0.0047 | <0.005 | <0.005 | 0.0048 | | |
| 9/10/2020 | | 0.00019 (J) | | | | | | | |
| 9/11/2020 | | | | | | | | 0.017 | |
| 9/14/2020 | | | | | | | | | 0.0028 |
| 3/15/2021 | 0.00022 (J) | 0.00021 (J) | 0.0015 (J) | 0.0073 | <0.005 | <0.005 | | | |
| 3/16/2021 | | | | | | | | | 0.00057 (J) |
| 3/17/2021 | | | | | | | 0.0042 | 0.015 | |
| 8/16/2021 | <0.005 | | | | <0.005 | | | | |
| 8/18/2021 | | 0.0002 (J) | 0.00024 (J) | 0.005 | | <0.005 | | 0.013 | |
| 8/19/2021 | | | | | | | 0.0045 | | 0.0023 (J) |
| 2/28/2022 | 0.00087 (J) | | | | | | | | |
| 3/1/2022 | | <0.005 | 0.00052 (J) | 0.0067 | <0.005 | | | | |
| 3/2/2022 | | | | | | <0.005 | 0.0048 | 0.011 | 0.00043 (J) |
| 8/9/2022 | 0.00038 (J) | <0.005 | <0.0025 | 0.0075 | <0.005 | <0.005 | | | |
| 8/11/2022 | | | | | | | 0.0022 (J) | 0.015 | 0.0019 (J) |
| 2/13/2023 | | | | | | <0.005 | | | |
| 2/14/2023 | <0.005 | <0.005 | <0.0025 | 0.0037 | <0.005 | | | | |
| 2/20/2023 | | | | | | | 0.004 | 0.013 | |
| 2/21/2023 | | | | | | | | | 0.00079 (J) |
| 8/8/2023 | | | 0.00028 (J) | | | <0.005 | | | |
| 8/9/2023 | 0.00023 (J) | <0.005 | | 0.003 | <0.005 | | | | 0.0013 (J) |
| 8/14/2023 | | | | | | | 0.0023 (J) | 0.013 | |
| 2/13/2024 | 0.00041 (J) | | | | | | | | |
| 2/14/2024 | | <0.005 | | 0.0028 | <0.005 | <0.005 | 0.0041 | 0.0078 | |
| 2/21/2024 | | | | | | | | | 0.00076 (J) |
| 7/29/2024 | | | | 0.0034 | <0.005 | | | | |
| 7/30/2024 | 0.0003 (J) | <0.005 | | | | <0.005 | | | |
| 7/31/2024 | | | 0.00031 (J) | | | | 0.0032 | | |
| 8/1/2024 | | | | | | | | 0.016 | 0.0015 (J) |
| 2/10/2025 | | | | 0.0029 | <0.005 | | | | |
| 2/11/2025 | <0.005 | <0.005 | | | | <0.005 | | | |
| 2/13/2025 | | | | | | | | | 0.00057 (J) |
| 2/14/2025 | | | | | | | 0.0036 | | |
| 2/18/2025 | | | | | | | | 0.0067 | |
| 8/12/2025 | 0.00077 (J) | <0.005 | | 0.0013 (J) | <0.005 | <0.005 | | | |
| 8/13/2025 | | | 0.00041 (J) | | | | | | |
| 8/15/2025 | | | | | | | | 0.013 | |
| 8/18/2025 | | | | | | | 0.0024 (J) | | 0.0019 (J) |
| 1/20/2026 | <0.005 | <0.005 | | 0.002 (J) | <0.005 | <0.005 | | 0.014 | |
| 1/21/2026 | | | 0.0013 (J) | | | | 0.0024 (J) | | |
| 1/22/2026 | | | | | | | | | 0.00067 (J) |

ND substitution: RL or RL/2 if <15% NDs.

# Time Series

Constituent: Cobalt (mg/L) Analysis Run 3/31/2026 4:41 AM

Plant Wansley Client: Southern Company Data: Wansley Landfill

| | GWC-8 | GWC-9 | GWC-10 | GWC-11 | GWC-12 | GWC-13 | GWC-14 | GWC-15 | GWC-16 |
|---|---|---|---|---|---|---|---|---|---|
| 8/30/2011 | | | | | | | | | 0.0033 (O) |
| 9/7/2011 | 0.14 (O) | 0.27 (O) | | | | | | | |
| 9/13/2011 | | | | 0.013 | <0.005 | <0.005 | <0.0013 | | |
| 9/16/2011 | | | | | | | | <0.005 | |
| 10/26/2011 | | | | | | | | | <0.005 |
| 10/27/2011 | | | | | | | 0.044 (O) | <0.005 | |
| 10/28/2011 | | | | 0.014 | <0.005 | <0.005 | | | |
| 10/30/2011 | 0.021 | <0.0025 | | | | | | | |
| 12/3/2011 | | | | | | | 0.0037 | <0.005 | <0.005 |
| 12/4/2011 | | 0.14 | | 0.011 | <0.005 | <0.005 | | | |
| 12/5/2011 | 0.17 (O) | | | | | | | | |
| 1/19/2012 | 0.028 | 0.13 | | | | | | | |
| 1/24/2012 | | | | | <0.005 | <0.005 | 0.021 | | |
| 1/25/2012 | | | | | | | | | <0.005 |
| 2/9/2012 | | | | 0.0091 | | | | <0.005 | |
| 7/11/2012 | | | | | <0.005 | <0.005 | <0.0013 | <0.005 | <0.005 |
| 7/18/2012 | 0.037 | 0.12 | | 0.0061 | | | | | |
| 1/7/2013 | 0.037 | | | | | | | | |
| 1/8/2013 | | 0.056 | | 0.0035 | <0.005 | <0.005 | <0.0013 | <0.005 | <0.005 |
| 7/2/2013 | | | | | | | | <0.005 | <0.005 |
| 7/9/2013 | 0.065 | 0.042 | | 0.0044 | | | | | |
| 7/10/2013 | | | | | <0.005 | <0.005 | 0.0014 | | |
| 1/14/2014 | 0.026 | 0.038 | | | | | | | <0.005 |
| 1/15/2014 | | | | 0.0043 | | | | | |
| 1/21/2014 | | | | | <0.005 | <0.005 | 0.043 | <0.005 | |
| 6/24/2014 | 0.034 | 0.039 | | | | | | <0.005 | |
| 6/25/2014 | | | | 0.011 | | | | | <0.005 |
| 7/1/2014 | | | | | <0.005 | <0.005 | 0.0011 (J) | | |
| 1/13/2015 | | | | | | | | | <0.005 |
| 1/14/2015 | | | | | | | 0.019 | 0.00063 (J) | |
| 1/20/2015 | 0.031 | 0.037 | | | | | | | |
| 1/21/2015 | | | | 0.0057 | <0.005 | <0.005 | | | |
| 7/22/2015 | | | | | | | 0.016 | 0.00065 (J) | <0.005 |
| 7/27/2015 | 0.031 | 0.04 | | | | | | | |
| 7/28/2015 | | | | 0.009 | <0.005 | <0.005 | | | |
| 1/25/2016 | | | 0.0048 | | | | | | |
| 1/26/2016 | 0.021 | 0.028 | | 0.0025 | <0.005 | | | | |
| 1/27/2016 | | | | | | <0.005 | 0.45 | 0.0016 | <0.005 |
| 3/29/2016 | 0.0208 | 0.0328 | | 0.00664 (J) | <0.005 | <0.005 | | | |
| 3/30/2016 | | | 0.0025 (J) | | | | 0.176 | <0.005 | <0.005 |
| 4/20/2016 | | | | | | | 0.13 | | |
| 5/24/2016 | 0.0649 | 0.0334 | | | | | | | |
| 5/25/2016 | | | 0.00272 (J) | 0.0102 | <0.005 | <0.005 | 0.0616 | <0.005 | <0.005 |
| 7/22/2016 | | | | | <0.005 | | | | |
| 7/25/2016 | | 0.051 | | 0.0059 | | | | | |
| 7/26/2016 | 0.044 | | | | | <0.005 | 0.32 | <0.005 | |
| 7/27/2016 | | | 0.0052 | | | | | | <0.005 |
| 9/15/2016 | | | | | <0.005 | <0.005 | 0.014 | | |
| 9/16/2016 | | | 0.0048 | | | | | | <0.005 |
| 9/19/2016 | 0.059 | 0.055 | | 0.0061 | | | | | |
| 9/20/2016 | | | | | | | | <0.005 | |
| 11/16/2016 | 0.064 | 0.061 | | 0.005 | <0.005 | | | | |

ND substitution: RL or RL/2 if <15% NDs.

# Time Series

Constituent: Cobalt (mg/L) Analysis Run 3/31/2026 4:41 AM

Plant Wansley Client: Southern Company Data: Wansley Landfill

| | GWC-8 | GWC-9 | GWC-10 | GWC-11 | GWC-12 | GWC-13 | GWC-14 | GWC-15 | GWC-16 |
|---|---|---|---|---|---|---|---|---|---|
| 11/17/2016 | | | 0.0095 | | | <0.005 | 0.01 | 0.001 (J) | <0.005 |
| 1/26/2017 | 0.0017 (J) | | | | | | | | |
| 1/31/2017 | | 0.15 | | 0.012 | <0.005 | <0.005 | | | |
| 2/1/2017 | | | 0.009 | | | | 0.2 | <0.005 | <0.005 |
| 3/23/2017 | 0.025 | 0.091 | | 0.013 | <0.005 | <0.005 | 0.14 | 0.0013 (J) | |
| 3/24/2017 | | | 0.0026 | | | | | | <0.005 |
| 5/2/2017 | | 0.049 | | 0.013 | | | | | |
| 5/3/2017 | 0.047 | | 0.0073 | | <0.005 | <0.005 | 0.23 | 0.00055 (J) | <0.005 |
| 8/4/2017 | | | | | | <0.005 | | 0.0018 (J) | |
| 8/7/2017 | 0.042 | 0.057 | | 0.0099 | <0.005 | | 0.026 | | <0.005 |
| 8/8/2017 | | | 0.0037 | | | | | | |
| 1/24/2018 | 0.014 | 0.044 | | 0.0047 | <0.005 | | | | |
| 1/25/2018 | | | 0.01 | | | <0.005 | 0.23 | 0.00072 (J) | <0.005 |
| 6/20/2018 | | | | 0.0063 | | <0.005 | 0.048 | <0.005 | <0.005 |
| 6/21/2018 | 0.04 | 0.049 | 0.012 | | | | | | |
| 6/26/2018 | | | | | <0.005 | | | | |
| 1/22/2019 | 0.013 | 0.028 | | | | <0.005 | 0.22 | 0.00016 (J) | |
| 1/24/2019 | | | | 0.0015 (J) | | | | | |
| 1/25/2019 | | | | | 0.00032 (J) | | | | 0.00013 (J) |
| 1/31/2019 | | | 0.0063 | | | | | | |
| 6/25/2019 | 0.035 | 0.043 | | | | <0.005 | 0.23 | 0.00012 (J) | <0.005 |
| 6/26/2019 | | | 0.0051 | 0.0037 | 0.00039 (J) | | | | |
| 9/10/2019 | 0.041 | | | | | | | | |
| 9/11/2019 | | | | | 0.00017 (J) | | | | <0.005 |
| 9/12/2019 | | | | | | <0.005 | 0.013 | | |
| 9/16/2019 | | 0.042 | | 0.0034 | | | | | |
| 9/17/2019 | | | 0.006 | | | | | <0.005 | |
| 3/12/2020 | 0.0047 | | | | | <0.005 | | | |
| 3/16/2020 | | 0.026 | | 0.0014 (J) | | | | <0.005 | |
| 3/17/2020 | | | 0.0038 | | | | 0.16 | | <0.005 |
| 3/18/2020 | | | | | 0.0012 (J) | | | | |
| 9/10/2020 | | | 0.0046 | 0.0026 | 0.0043 | <0.005 | 0.078 | <0.005 | |
| 9/11/2020 | | 0.045 | | | | | | | <0.005 |
| 9/14/2020 | 0.028 | | | | | | | | |
| 3/16/2021 | 0.0052 | 0.035 | | | 0.0013 (J) | | | | |
| 3/17/2021 | | | | 0.0034 | | <0.005 | 0.15 | | <0.005 |
| 3/18/2021 | | | 0.0018 (J) | | | | | <0.005 | |
| 8/19/2021 | | | | | 0.00044 (J) | | | | |
| 8/20/2021 | 0.013 | | 0.0041 | | | | | | <0.005 |
| 8/23/2021 | | | | 0.0019 (J) | | <0.005 | 0.31 | | |
| 8/24/2021 | | | | | | | | 0.00018 (J) | |
| 8/25/2021 | | 0.027 | | | | | | | |
| 3/2/2022 | 0.005 | | | | | | | | |
| 3/7/2022 | | | | 0.0016 (J) | 0.00071 (J) | | 0.19 | <0.005 | |
| 3/8/2022 | | | 0.0028 | | | <0.005 | | | <0.005 |
| 3/9/2022 | | 0.024 | | | | | | | |
| 8/11/2022 | 0.021 | | | | | | | | |
| 8/15/2022 | | | | 0.0014 (J) | | <0.005 | | | |
| 8/16/2022 | | 0.15 | 0.0011 (J) | | <0.005 | | 0.02 | <0.005 | <0.005 |
| 2/15/2023 | 0.0016 (J) | 0.022 | 0.0042 | | 0.0018 (J) | | | | |
| 2/17/2023 | | | | | | | 0.29 | | |
| 2/20/2023 | | | | | | | | | <0.005 |

ND substitution: RL or RL/2 if <15% NDs.

# Time Series

Constituent: Cobalt (mg/L) Analysis Run 3/31/2026 4:41 AM

Plant Wansley Client: Southern Company Data: Wansley Landfill

| | GWC-8 | GWC-9 | GWC-10 | GWC-11 | GWC-12 | GWC-13 | GWC-14 | GWC-15 | GWC-16 |
|---|---|---|---|---|---|---|---|---|---|
| 2/21/2023 | | | | 0.00073 (J) | | <0.005 | | <0.005 | |
| 8/9/2023 | 0.014 | 0.058 | | | | | | | |
| 8/10/2023 | | | 0.0028 | | | | | | |
| 8/14/2023 | | | | 0.0013 (J) | 0.00033 (J) | | 0.4 | <0.005 | <0.005 |
| 8/16/2023 | | | | | | <0.005 | | | |
| 2/14/2024 | | | | 0.0013 (J) | | | | | |
| 2/19/2024 | | 0.022 | | | | <0.005 | 0.32 | | |
| 2/20/2024 | | | 0.0034 | | 0.00039 (J) | | | | |
| 2/21/2024 | 0.0017 (J) | | | | | | | <0.005 | <0.005 |
| 7/30/2024 | 0.0076 | | | | | | | | |
| 7/31/2024 | | 0.072 | 0.0028 | | | | | | |
| 8/5/2024 | | | | | | <0.005 | | | <0.005 |
| 8/6/2024 | | | | 0.0016 (J) | 0.0003 (J) | | 0.06 | 0.00036 (J) | |
| 2/11/2025 | | | | | | | | | <0.005 |
| 2/13/2025 | 0.0012 (J) | | | | | | | | |
| 2/17/2025 | | | | | <0.005 | | 0.34 | | |
| 2/18/2025 | | 0.022 | | 0.0035 | | <0.005 | | <0.005 | |
| 2/19/2025 | | | 0.0041 | | | | | | |
| 8/13/2025 | 0.0089 | 0.081 | | | | | | | |
| 8/15/2025 | | | | | | | | | <0.005 |
| 8/18/2025 | | | | 0.004 (J) | <0.005 | | | <0.005 | |
| 8/19/2025 | | | 0.0047 (J) | | | <0.005 | 0.22 | | |
| 1/20/2026 | | | | | | | 0.19 | | |
| 1/21/2026 | | | 0.0026 (J) | 0.0025 (J) | <0.005 | <0.005 | | <0.005 | <0.005 |
| 1/22/2026 | 0.00069 (J) | 0.014 | | | | | | | |

ND substitution: RL or RL/2 if <15% NDs.

# Time Series

Constituent: Cobalt (mg/L) Analysis Run 3/31/2026 4:41 AM

Plant Wansley Client: Southern Company Data: Wansley Landfill

| | GWC-17 | GWC-18 | GWC-19 | GWC-20 | GWC-21 | GWC-22 | GWC-23 | GWC-24 | GWC-25 |
|---|---|---|---|---|---|---|---|---|---|
| 8/30/2011 | <0.005 | <0.005 | 0.0042 | | | | | | |
| 8/31/2011 | | | | <0.005 | 0.0047 | | | | |
| 9/15/2011 | | | | | | <0.005 | | | |
| 9/16/2011 | | | | | | | 0.0037 (O) | | |
| 9/17/2011 | | | | | | | | | <0.0025 |
| 10/26/2011 | <0.005 | <0.005 | <0.0025 | | | | | | |
| 10/27/2011 | | | | <0.005 | 0.0032 | | | | |
| 10/29/2011 | | | | | | <0.005 | <0.005 | | |
| 10/31/2011 | | | | | | | | | 0.0042 |
| 12/3/2011 | <0.005 | <0.005 | 0.0036 | | | | | | |
| 12/4/2011 | | | | <0.005 | 0.003 | | | | |
| 12/13/2011 | | | | | | <0.005 | 0.003 (O) | | |
| 12/14/2011 | | | | | | | | | 0.0047 |
| 1/25/2012 | <0.005 | | | | | <0.005 | | | |
| 1/31/2012 | | | | | | | 0.0027 | | |
| 2/7/2012 | | | | | | | | | <0.0025 |
| 2/8/2012 | | | <0.0025 | <0.005 | 0.0035 | | | | |
| 2/9/2012 | | <0.005 | | | | | | | |
| 7/11/2012 | <0.005 | <0.005 | <0.0025 | <0.005 | | | | | |
| 7/17/2012 | | | | | 0.0043 | | | | 0.044 |
| 7/18/2012 | | | | | | <0.005 | 0.0021 | | |
| 1/8/2013 | <0.005 | <0.005 | 0.0017 | <0.005 | | | | | |
| 1/9/2013 | | | | | 0.0019 | | | | |
| 1/22/2013 | | | | | | <0.005 | 0.002 | | |
| 7/16/2013 | <0.005 | <0.005 | <0.0025 | <0.005 | 0.0043 | <0.005 | | | |
| 7/23/2013 | | | | | | | 0.0013 | | |
| 7/24/2013 | | | | | | | | | 0.041 |
| 1/14/2014 | <0.005 | <0.005 | | | | | | | |
| 1/21/2014 | | | 0.00055 (J) | <0.005 | 0.00093 (J) | <0.005 | | | |
| 1/22/2014 | | | | | | | 0.00035 (J) | | |
| 1/23/2014 | | | | | | | | | 0.0077 |
| 6/24/2014 | | <0.005 | 0.00071 (J) | 0.00071 (J) | <0.0025 | | | | |
| 6/25/2014 | <0.005 | | | | | <0.005 | | | |
| 7/1/2014 | | | | | | | 0.00088 (J) | | |
| 7/8/2014 | | | | | | | | 0.0023 | 0.028 |
| 1/13/2015 | | <0.005 | 0.00085 (J) | <0.005 | 0.00058 (J) | | | | |
| 1/14/2015 | <0.005 | | | | | <0.005 | | | |
| 1/21/2015 | | | | | | | | | 0.0063 |
| 1/22/2015 | | | | | | | <0.005 | | |
| 7/23/2015 | | <0.005 | 0.00099 (J) | 0.0011 (J) | <0.0025 | <0.005 | | | |
| 7/28/2015 | <0.005 | | | | | | | | |
| 7/29/2015 | | | | | | | 0.00052 (J) | | |
| 7/30/2015 | | | | | | | | | 0.01 |
| 7/31/2015 | | | | | | | | 0.0018 | |
| 1/20/2016 | | | | | | | | 0.0023 | |
| 1/21/2016 | | | | | | | <0.005 | | 0.0094 |
| 1/26/2016 | | | | | 0.0015 | <0.005 | | | |
| 1/27/2016 | <0.005 | <0.005 | 0.00077 (J) | <0.005 | | | | | |
| 3/28/2016 | | | | | | | | | 0.0117 |
| 3/29/2016 | | | | | | | <0.005 | | |
| 3/30/2016 | <0.005 | <0.005 | <0.0025 | <0.005 | <0.0025 | | | <0.01 | |
| 3/31/2016 | | | | | | <0.005 | | | |

ND substitution: RL or RL/2 if <15% NDs.

# Time Series

Constituent: Cobalt (mg/L) Analysis Run 3/31/2026 4:41 AM

Plant Wansley Client: Southern Company Data: Wansley Landfill

| | GWC-17 | GWC-18 | GWC-19 | GWC-20 | GWC-21 | GWC-22 | GWC-23 | GWC-24 | GWC-25 |
|---|---|---|---|---|---|---|---|---|---|
| 5/25/2016 | <0.005 | | | | | | <0.005 | <0.01 | 0.0122 |
| 5/26/2016 | | <0.005 | <0.0025 | <0.005 | <0.0025 | <0.005 | | | |
| 7/25/2016 | | <0.005 | <0.0025 | 0.00042 (J) | | | | | |
| 7/26/2016 | | | | | <0.0025 | <0.005 | | | |
| 7/27/2016 | <0.005 | | | | | | <0.005 | 0.00095 (J) | 0.0065 |
| 9/16/2016 | | | | | | | | 0.0053 | |
| 9/19/2016 | <0.005 | <0.005 | <0.0025 | | | | | | 0.0071 |
| 9/20/2016 | | | | 0.00064 (J) | <0.0025 | <0.005 | <0.005 | | |
| 11/15/2016 | | | | | | | | | 0.029 |
| 11/17/2016 | <0.005 | <0.005 | <0.0025 | <0.005 | <0.0025 | <0.005 | | | |
| 11/18/2016 | | | | | | | <0.005 | 0.0011 (J) | |
| 1/24/2017 | | | | | | | | | 0.033 |
| 2/1/2017 | <0.005 | <0.005 | | | | | | | |
| 2/2/2017 | | | 0.011 (O) | <0.005 | 0.0004 (J) | | | | |
| 2/3/2017 | | | | | | <0.005 | <0.005 | 0.00097 (J) | |
| 3/23/2017 | | | | | | | | | 0.022 |
| 3/24/2017 | <0.005 | <0.005 | 0.0016 (J) | | | | | | |
| 3/28/2017 | | | | <0.005 | 0.00047 (J) | <0.005 | <0.005 | | |
| 3/29/2017 | | | | | | | | 0.00059 (J) | |
| 5/2/2017 | | | | | | | | | 0.036 |
| 5/3/2017 | <0.005 | <0.005 | 0.0017 (J) | | | <0.005 | | | |
| 5/4/2017 | | | | <0.005 | 0.00043 (J) | | <0.005 | 0.0011 (J) | |
| 8/3/2017 | | | | | | | | | 0.00041 (J) |
| 8/7/2017 | <0.005 | <0.005 | 0.00081 (J) | <0.005 | 0.0024 (J) | | | | |
| 8/8/2017 | | | | | | <0.005 | <0.005 | 0.0011 (J) | |
| 1/25/2018 | <0.005 | <0.005 | 0.00047 (J) | | | <0.005 | <0.005 | 0.00088 (J) | 0.01 |
| 1/26/2018 | | | | 0.00058 (J) | 0.0048 | | | | |
| 6/20/2018 | | | | | 0.0031 | <0.005 | <0.005 | | |
| 6/21/2018 | | <0.005 | 0.0009 (J) | <0.005 | | | | | |
| 6/26/2018 | <0.005 | | | | | | | | |
| 6/27/2018 | | | | | | | | 0.00086 (J) | 0.01 |
| 1/24/2019 | <0.005 | | | | 0.0028 | <0.005 | | | 0.0014 (J) |
| 1/25/2019 | | | | | | | 8.4E-05 (J) | | |
| 1/28/2019 | | <0.005 | 0.00043 (J) | <0.005 | | | | | |
| 1/31/2019 | | | | | | | | 0.0029 | |
| 6/25/2019 | <0.005 | | | 0.00012 (J) | 0.0028 | <0.005 | | | 0.001 |
| 6/26/2019 | | | 0.00042 (J) | | | | <0.005 | 0.001 | |
| 6/27/2019 | | <0.005 | | | | | | | |
| 9/10/2019 | | | | | | <0.005 | | | |
| 9/11/2019 | <0.005 | <0.005 | | <0.005 | 0.0017 | | | 0.0013 | 0.013 |
| 9/12/2019 | | | 0.00035 (J) | | | | 9.3E-05 (J) | | |
| 3/12/2020 | | | | | | | | 0.002 (J) | 0.0066 |
| 3/17/2020 | <0.005 | <0.005 | | | | | | | |
| 3/18/2020 | | | 0.0016 (J) | <0.005 | 0.0006 (J) | 0.00027 (J) | 0.00022 (J) | | |
| 9/10/2020 | | | | | | <0.005 | 0.00016 (J) | | |
| 9/14/2020 | <0.005 | <0.005 | | | | | | | 0.0074 |
| 9/15/2020 | | | 0.0003 (J) | <0.005 | 0.0027 | | | 0.0018 (J) | |
| 3/15/2021 | | | | | | 0.00013 (J) | | | |
| 3/16/2021 | <0.005 | <0.005 | | <0.005 | 0.0022 (J) | | | | |
| 3/17/2021 | | | 0.00038 (J) | | | | | | 0.004 |
| 3/18/2021 | | | | | | | 0.00024 (J) | 0.0028 | |
| 8/19/2021 | | | | | 0.0049 | <0.005 | | 0.0028 | 0.0041 |

ND substitution: RL or RL/2 if <15% NDs.

# Time Series

Constituent: Cobalt (mg/L) Analysis Run 3/31/2026 4:41 AM

Plant Wansley Client: Southern Company Data: Wansley Landfill

| | GWC-17 | GWC-18 | GWC-19 | GWC-20 | GWC-21 | GWC-22 | GWC-23 | GWC-24 | GWC-25 |
|---|---|---|---|---|---|---|---|---|---|
| 8/20/2021 | <0.005 | | | | | | | | |
| 8/23/2021 | | | | | | | <0.005 | | |
| 8/24/2021 | | <0.005 | 0.00053 (J) | <0.005 | | | | | |
| 3/7/2022 | | | | <0.005 | 0.0026 | | | | |
| 3/8/2022 | <0.005 | <0.005 | 0.00038 (J) | | | <0.005 | | | 0.0023 (J) |
| 3/9/2022 | | | | | | | <0.005 | | |
| 3/10/2022 | | | | | | | | 0.0011 (J) | |
| 8/10/2022 | | | | | | | | | 0.002 (J) |
| 8/11/2022 | <0.005 | <0.005 | <0.0025 | | | | | | |
| 8/16/2022 | | | | <0.005 | 0.0031 | | <0.005 | | |
| 8/17/2022 | | | | | | <0.005 | | | |
| 8/18/2022 | | | | | | | | 0.00098 (J) | |
| 2/14/2023 | | | | | | <0.005 | | | |
| 2/16/2023 | | | | | | | | 0.0019 (J) | |
| 2/20/2023 | <0.005 | <0.005 | | | | | | | |
| 2/21/2023 | | | 0.00053 (J) | | 0.0029 | | <0.005 | | 0.0047 |
| 2/22/2023 | | | | <0.005 | | | | | |
| 8/9/2023 | | <0.005 | <0.0025 | <0.005 | 0.0042 | | | | |
| 8/10/2023 | <0.005 | | | | | | | | |
| 8/14/2023 | | | | | | <0.005 | | | |
| 8/15/2023 | | | | | | | <0.005 | | 0.0054 |
| 8/16/2023 | | | | | | | | 0.00094 (J) | |
| 2/14/2024 | | | | | | <0.005 | | | |
| 2/19/2024 | | | | | 0.0025 | | <0.005 | | |
| 2/20/2024 | 0.00034 (J) | | | <0.005 | | | | | |
| 2/21/2024 | | <0.005 | 0.0003 (J) | | | | | | 0.0035 |
| 2/22/2024 | | | | | | | | 0.0045 | |
| 7/30/2024 | | | | | 0.00081 (J) | | <0.005 | | |
| 8/1/2024 | | | | | | | | | 0.0049 |
| 8/2/2024 | | | | 0.00038 (J) | | | | | |
| 8/6/2024 | | | <0.0025 | | | <0.005 | | 0.0007 (J) | |
| 8/7/2024 | <0.005 | <0.005 | | | | | | | |
| 2/11/2025 | | | | | 0.0017 (J) | <0.005 | <0.005 | | |
| 2/13/2025 | <0.005 | <0.005 | | | | | | | |
| 2/14/2025 | | | 0.00049 (J) | 0.00039 (J) | | | | 0.003 | 0.0027 |
| 8/12/2025 | | | | <0.005 | 0.0028 (J) | <0.005 | <0.005 | | |
| 8/13/2025 | <0.005 | <0.005 | 0.0011 (J) | | | | | | 0.0046 (J) |
| 8/14/2025 | | | | | | | | 0.0015 (J) | |
| 1/20/2026 | | | | | 0.00089 (J) | <0.005 | | | |
| 1/21/2026 | <0.005 | <0.005 | 0.00072 (J) | 0.0009 (J) | | | | 0.0023 (J) | 0.0037 (J) |
| 1/22/2026 | | | | | | | <0.005 | | |

ND substitution: RL or RL/2 if <15% NDs.

# Time Series

Constituent: Cobalt (mg/L) Analysis Run 3/31/2026 4:41 AM

Plant Wansley Client: Southern Company Data: Wansley Landfill

| | GWC-26 | GWC-27 | GWC-30 | GWC-31 | GWC-32 | GWC-33 | GWC-34 | GWC-35 |
|---|---|---|---|---|---|---|---|---|
| 9/15/2011 | | | <0.005 | | <0.005 | | | |
| 9/16/2011 | | | | | | <0.005 | <0.005 | <0.0025 |
| 9/17/2011 | <0.005 | <0.0025 | | <0.005 | | | | |
| 10/28/2011 | | | <0.005 | | | | | |
| 10/29/2011 | <0.005 | <0.0025 | | | | | | |
| 10/30/2011 | | | | | | 0.0031 | | |
| 10/31/2011 | | | | <0.005 | <0.005 | | <0.005 | <0.0025 |
| 12/12/2011 | | | | | | | <0.005 | 0.0025 |
| 12/13/2011 | | | <0.005 | | <0.005 | 0.0033 | | |
| 12/14/2011 | <0.005 | <0.0025 | | | | | | |
| 1/25/2012 | | <0.0025 | | | | | | |
| 2/1/2012 | | | | | <0.005 | <0.005 | <0.005 | <0.0025 |
| 2/7/2012 | <0.005 | | | <0.005 | | | | |
| 2/8/2012 | | | <0.005 | | | | | |
| 7/16/2012 | | | | | | | <0.005 | 0.0017 |
| 7/17/2012 | <0.005 | 0.0023 | | | <0.005 | 0.0037 | | |
| 7/18/2012 | | | <0.005 | | | | | |
| 1/22/2013 | | | | | | | <0.005 | 0.0013 |
| 1/23/2013 | | | | <0.005 | <0.005 | 0.002 | | |
| 1/24/2013 | 0.0018 | 0.0033 | <0.005 | | | | | |
| 7/2/2013 | | | | | | | | <0.0025 |
| 7/17/2013 | | | | | | 0.0013 | <0.005 | |
| 7/24/2013 | <0.005 | 0.0046 | <0.005 | | <0.005 | | | |
| 1/21/2014 | | | | | | | | 0.00076 (J) |
| 1/23/2014 | 0.00041 (J) | 0.0024 | <0.005 | <0.005 | <0.005 | 0.00071 (J) | <0.005 | |
| 6/25/2014 | | | | | | | <0.005 | 0.00093 (J) |
| 7/1/2014 | | | <0.005 | <0.005 | <0.005 | | | |
| 7/8/2014 | <0.005 | 0.0027 | | | | | | |
| 1/14/2015 | | | | | | | <0.005 | 0.00069 (J) |
| 1/20/2015 | | | <0.005 | | <0.005 | 0.0013 | | |
| 1/21/2015 | <0.005 | 0.0025 | | <0.005 | | | | |
| 7/28/2015 | | | | | | | | 0.00053 (J) |
| 7/29/2015 | | | | | | 0.00054 (J) | <0.005 | |
| 7/30/2015 | | 0.003 | <0.005 | | <0.005 | | | |
| 7/31/2015 | <0.005 | | | | | | | |
| 1/19/2016 | | | <0.005 | | | | | |
| 1/21/2016 | | | | | | | <0.005 | 0.0005 (J) |
| 1/22/2016 | | 0.0018 | | | | | | |
| 1/25/2016 | <0.005 | | | <0.005 | <0.005 | 0.00082 (J) | | |
| 3/23/2016 | | 0.00275 (J) | <0.005 | | <0.005 | <0.005 | | |
| 3/24/2016 | <0.005 | | | | | | <0.005 | <0.0025 |
| 3/30/2016 | | | | <0.005 | | | | |
| 5/20/2016 | | | <0.005 | | | | | |
| 5/23/2016 | | | | | | | <0.005 | <0.0025 |
| 5/24/2016 | | 0.0024 (J) | | | <0.005 | 0.0136 (O) | | |
| 5/25/2016 | <0.005 | | | <0.005 | | | | |
| 7/21/2016 | | | <0.005 | | | | <0.005 | <0.0025 |
| 7/22/2016 | | | | | 0.00058 (J) | 0.01 (O) | | |
| 7/26/2016 | <0.005 | 0.0043 | | | | | | |
| 7/27/2016 | | | | 0.0015 (J) | | | | |
| 9/15/2016 | | | | | | | <0.005 | <0.0025 |
| 9/16/2016 | | | | | 0.00088 (J) | 0.011 (O) | | |

ND substitution: RL or RL/2 if <15% NDs.

# Time Series

Constituent: Cobalt (mg/L) Analysis Run 3/31/2026 4:41 AM

Plant Wansley Client: Southern Company Data: Wansley Landfill

| | GWC-26 | GWC-27 | GWC-30 | GWC-31 | GWC-32 | GWC-33 | GWC-34 | GWC-35 |
|---|---|---|---|---|---|---|---|---|
| 9/19/2016 | <0.005 | 0.0024 (J) | | | | | | |
| 9/20/2016 | | | <0.005 | | | | | |
| 11/11/2016 | | 0.0018 (J) | | | | | | |
| 11/14/2016 | 0.00061 (J) | | <0.005 | | | | | |
| 11/15/2016 | | | | | <0.005 | | 0.00043 (J) | <0.0025 |
| 11/17/2016 | | | | | | 0.0032 | | |
| 1/19/2017 | <0.005 | | | | | | | |
| 1/20/2017 | | 0.0027 | | | | | | |
| 1/24/2017 | | | <0.005 | | | | | |
| 1/25/2017 | | | | <0.005 | | <0.005 | <0.005 | |
| 1/26/2017 | | | | | 0.0013 (J) | | | <0.0025 |
| 3/16/2017 | <0.005 | 0.0024 (J) | | | | | | |
| 3/17/2017 | | | <0.005 | | | | | |
| 3/22/2017 | | | | | | | <0.005 | <0.0025 |
| 3/23/2017 | | | | <0.005 | | 0.0037 | | |
| 3/24/2017 | | | | | 0.0012 (J) | | | |
| 4/28/2017 | | 0.0026 | | | | | | |
| 5/1/2017 | <0.005 | | <0.005 | | | 0.0085 (O) | <0.005 | |
| 5/2/2017 | | | | <0.005 | 0.00095 (J) | | | <0.0025 |
| 7/19/2017 | | | | <0.005 | | | | |
| 8/3/2017 | <0.005 | 0.0024 (J) | | | 0.00045 (J) | | 0.027 (O) | <0.0025 |
| 8/4/2017 | | | <0.005 | <0.005 | | 0.0023 (J) | | |
| 1/19/2018 | | 0.0019 (J) | | | | | | |
| 1/22/2018 | <0.005 | | | | | | | |
| 1/23/2018 | | | | <0.005 | 0.00053 (J) | 0.0024 (J) | <0.005 | <0.0025 |
| 1/24/2018 | | | <0.005 | | | | | |
| 6/19/2018 | | | | | | | | 0.00042 (J) |
| 6/20/2018 | | | | | | | <0.005 | |
| 6/21/2018 | | | <0.005 | | | | | |
| 6/26/2018 | | | | | <0.005 | 0.0042 | | |
| 6/27/2018 | <0.005 | 0.002 (J) | | <0.005 | | | | |
| 1/21/2019 | | | | | | | | 0.00025 (J) |
| 1/24/2019 | 0.00012 (J) | 0.0019 (J) | | | | | | |
| 1/28/2019 | | | | | | | <0.005 | |
| 1/30/2019 | | | <0.005 | | 0.00012 (J) | 0.00012 (J) | | |
| 1/31/2019 | | | | <0.005 | | | | |
| 6/25/2019 | 0.00017 (J) | | | | | | | |
| 6/26/2019 | | 0.0023 | | <0.005 | | 0.0025 | <0.005 | 0.00028 (J) |
| 6/27/2019 | | | <0.005 | | 0.00017 (J) | | | |
| 9/10/2019 | | | <0.005 | | | | | |
| 9/11/2019 | | | | 0.00044 (J) | | | 0.00011 (J) | |
| 9/12/2019 | 0.00012 (J) | 0.0022 | | | 0.00087 | 0.00083 | | 0.00027 (J) |
| 3/11/2020 | | | <0.005 | | | | <0.005 | 0.00022 (J) |
| 3/12/2020 | | 0.0009 (J) | | | | 0.0013 (J) | | |
| 3/13/2020 | 0.00015 (J) | | | | | | | |
| 3/17/2020 | | | | 0.00017 (J) | | | | |
| 3/18/2020 | | | | | 0.001 (J) | | | |
| 9/9/2020 | | 0.0034 | | | | | | |
| 9/10/2020 | | | <0.005 | | | | | |
| 9/11/2020 | | | | <0.005 | | | <0.005 | 0.00028 (J) |
| 9/15/2020 | <0.005 | | | | <0.005 | | | |
| 9/16/2020 | | | | | | 0.0019 (J) | | |

ND substitution: RL or RL/2 if <15% NDs.

# Time Series

Constituent: Cobalt (mg/L) Analysis Run 3/31/2026 4:41 AM

Plant Wansley Client: Southern Company Data: Wansley Landfill

| | GWC-26 | GWC-27 | GWC-30 | GWC-31 | GWC-32 | GWC-33 | GWC-34 | GWC-35 |
|---|---|---|---|---|---|---|---|---|
| 3/16/2021 | | | | 0.00013 (J) | | | <0.005 | 0.00026 (J) |
| 3/17/2021 | <0.005 | | | | 0.00021 (J) | | | |
| 3/18/2021 | | 0.0017 (J) | <0.005 | | | 0.00015 (J) | | |
| 8/18/2021 | | | | | | | | 0.00022 (J) |
| 8/19/2021 | <0.005 | | | | | | | |
| 8/23/2021 | | 0.0014 (J) | <0.005 | | | | | |
| 8/24/2021 | | | | | <0.005 | <0.005 | <0.005 | |
| 8/25/2021 | | | | <0.005 | | | | |
| 3/2/2022 | | | <0.005 | | | | <0.005 | <0.0025 |
| 3/8/2022 | | 0.0013 (J) | | | | | | |
| 3/9/2022 | <0.005 | | | | <0.005 | 0.00031 (J) | | |
| 3/10/2022 | | | | <0.005 | | | | |
| 8/10/2022 | <0.005 | 0.0015 (J) | <0.005 | | <0.005 | | <0.005 | |
| 8/15/2022 | | | | | | <0.005 | | 0.00036 (J) |
| 8/16/2022 | | | | <0.005 | | | | |
| 2/14/2023 | | | <0.005 | | | | | |
| 2/15/2023 | | | | | <0.005 | | | |
| 2/20/2023 | | 0.0023 (J) | | | | <0.005 | <0.005 | <0.0025 |
| 2/21/2023 | <0.005 | | | | | | | |
| 2/22/2023 | | | | <0.005 | | | | |
| 8/15/2023 | | 0.0012 (J) | | | <0.005 | <0.005 | | |
| 8/16/2023 | <0.005 | | <0.005 | 0.00031 (J) | | | <0.005 | 0.00052 (J) |
| 2/20/2024 | <0.005 | 0.001 (J) | | | <0.005 | <0.005 | | |
| 2/21/2024 | | | <0.005 | <0.005 | | | | |
| 2/22/2024 | | | | | | | <0.005 | 0.00032 (J) |
| 7/30/2024 | | 0.0011 (J) | | | | | | |
| 7/31/2024 | | | | | | <0.005 | | |
| 8/2/2024 | <0.005 | | | <0.005 | | | | |
| 8/5/2024 | | | <0.005 | | | | <0.005 | 0.00062 (J) |
| 8/6/2024 | | | | | <0.005 | | | |
| 2/11/2025 | | 0.001 (J) | | | | | | |
| 2/13/2025 | <0.005 | | <0.005 | | | | <0.005 | |
| 2/18/2025 | | | | <0.005 | | | | 0.00054 (J) |
| 2/19/2025 | | | | | <0.005 | <0.005 | | |
| 8/13/2025 | <0.005 | 0.0012 (J) | | | | | | |
| 8/14/2025 | | | <0.005 | | <0.005 | | <0.005 | 0.00045 (J) |
| 8/15/2025 | | | | <0.005 | | | | |
| 8/19/2025 | | | | | | <0.005 | | |
| 1/21/2026 | | 0.00093 (J) | <0.005 | | <0.005 | | | |
| 1/22/2026 | <0.005 | | | | | <0.005 | <0.005 | 0.00058 (J) |
| 2/11/2026 | | | | <0.005 | | | | |

ND substitution: RL or RL/2 if <15% NDs.

# Time Series

Constituent: Copper (mg/L) Analysis Run 3/31/2026 4:41 AM

Plant Wansley Client: Southern Company Data: Wansley Landfill

| | GWA-1 (bg) | GWA-2 (bg) | GWA-3 (bg) | GWA-4 (bg) | GWA-28 (bg) | GWA-29 (bg) | GWC-5 | GWC-6 | GWC-7 |
|---|---|---|---|---|---|---|---|---|---|
| 8/31/2011 | | | <0.002 | <0.002 | | | <0.002 | <0.002 | |
| 9/7/2011 | | | | | | | | | <0.002 |
| 9/16/2011 | <0.002 | | | | <0.002 | | | | |
| 9/17/2011 | | <0.002 | | | | <0.013 | | | |
| 10/27/2011 | <0.002 | <0.002 | | <0.002 | | | <0.002 | | |
| 10/28/2011 | | | | | <0.002 | <0.013 | | | |
| 10/30/2011 | | | | | | | | <0.002 | <0.002 |
| 12/5/2011 | | | | | | | <0.002 | <0.002 | <0.002 |
| 12/12/2011 | | | | | <0.002 | <0.013 | | | |
| 12/13/2011 | <0.002 | | | | | | | | |
| 12/14/2011 | | <0.002 | | <0.002 | | | | | |
| 1/25/2012 | | | | | <0.002 | | <0.002 | <0.002 | <0.002 |
| 1/31/2012 | <0.002 | | | | | 0.018 | | | |
| 2/1/2012 | | | | <0.002 | | | | | |
| 2/7/2012 | | <0.002 | | | | | | | |
| 7/16/2012 | | | | | <0.002 | | | | |
| 7/17/2012 | | | | | | 0.0066 | | | |
| 7/18/2012 | <0.002 | | | | | | <0.002 | | <0.002 |
| 7/23/2012 | | <0.002 | | <0.002 | | | | | |
| 7/24/2012 | | | | | | | | <0.002 | |
| 1/7/2013 | | | | | | | | | <0.002 |
| 1/8/2013 | | | | | | | | <0.002 | |
| 1/9/2013 | | | | | | | <0.002 | | |
| 1/23/2013 | | <0.002 | | <0.002 | | | | | |
| 1/24/2013 | <0.002 | | | | <0.002 | 0.015 | | | |
| 7/9/2013 | | | | | | | | <0.002 | <0.002 |
| 7/17/2013 | <0.002 | | | <0.002 | | | <0.002 | | |
| 7/23/2013 | | | | | <0.002 | | | | |
| 7/24/2013 | | <0.002 | | | | 0.015 | | | |
| 1/14/2014 | | | | | | | | | <0.002 |
| 1/15/2014 | | | | <0.002 | | | 0.0012 (J) | 0.0031 (J) | |
| 1/21/2014 | <0.002 | | | | | | | | |
| 1/22/2014 | | <0.002 | | | 0.0012 (J) | 0.015 | | | |
| 6/24/2014 | | | | | | | | | <0.002 |
| 6/25/2014 | <0.002 | | 0.0016 (J) | <0.002 | | | 0.00098 (J) | <0.002 | |
| 7/1/2014 | | 0.0011 (J) | | | <0.002 | | | | |
| 7/8/2014 | | | | | | 0.0081 | | | |
| 1/13/2015 | | | | | | | 0.00095 (J) | | |
| 1/14/2015 | <0.002 | | | <0.002 | | | | | |
| 1/20/2015 | | | | | | | | <0.002 | <0.002 |
| 1/21/2015 | | | | | <0.002 | 0.0088 | | | |
| 1/22/2015 | | <0.002 | | | | | | | |
| 7/21/2015 | <0.002 | | <0.002 | <0.002 | <0.002 | | | | |
| 7/22/2015 | | 0.0012 (J) | | | | 0.0072 | | | |
| 7/24/2015 | | | | | | | <0.002 | <0.002 | |
| 7/27/2015 | | | | | | | | | <0.002 |
| 1/19/2016 | | | | | | 0.0083 | | | |
| 1/20/2016 | | <0.002 | | <0.002 | | | <0.002 | 0.0011 (J) | |
| 1/21/2016 | <0.002 | | | | | | | | |
| 1/22/2016 | | | | | <0.002 | | | | |
| 1/26/2016 | | | | | | | | | <0.002 |
| 7/21/2016 | <0.002 | | | <0.002 | | 0.0056 | <0.002 | <0.002 | |

ND substitution: RL or RL/2 if <15% NDs.

# Time Series

Constituent: Copper (mg/L) Analysis Run 3/31/2026 4:41 AM

Plant Wansley Client: Southern Company Data: Wansley Landfill

| | GWA-1 (bg) | GWA-2 (bg) | GWA-3 (bg) | GWA-4 (bg) | GWA-28 (bg) | GWA-29 (bg) | GWC-5 | GWC-6 | GWC-7 |
|---|---|---|---|---|---|---|---|---|---|
| 7/22/2016 | | | | | | | | | <0.002 |
| 7/25/2016 | | | | | <0.002 | | | | |
| 7/26/2016 | | <0.002 | | | | | | | |
| 7/27/2016 | | | <0.002 | | | | | | |
| 1/17/2017 | | | | <0.002 | <0.002 | 0.0065 | | | |
| 1/19/2017 | <0.002 | <0.002 | | | | | | | |
| 1/26/2017 | | | | | | | <0.002 | <0.002 | <0.002 |
| 8/1/2017 | | | <0.002 | | <0.002 | 0.0044 | | | |
| 8/2/2017 | | <0.002 | | <0.002 | | | | | |
| 8/3/2017 | <0.002 | | | | | | <0.002 | <0.002 | |
| 8/4/2017 | | | | | | | | | <0.002 |
| 1/19/2018 | <0.002 | <0.002 | | | <0.002 | 0.0046 | | | |
| 1/22/2018 | | | | <0.002 | | | | | |
| 1/23/2018 | | | | | | | <0.002 | <0.002 | <0.002 |
| 6/19/2018 | <0.002 | <0.002 | | <0.002 | <0.002 | 0.0063 | | | |
| 6/20/2018 | | | <0.002 | | | | | | |
| 6/25/2018 | | | | | | | <0.002 | <0.002 | <0.002 |
| 1/17/2019 | <0.002 | <0.002 | | <0.002 | | | | | |
| 1/18/2019 | | | <0.002 | | | 0.0059 | | | |
| 1/21/2019 | | | | | <0.002 | | | | <0.002 |
| 1/30/2019 | | | | | | | <0.002 | <0.002 | |
| 6/24/2019 | <0.002 | 0.0011 (J) | | <0.002 | | | | | |
| 6/25/2019 | | | 0.004 | | <0.002 | 0.0085 | | | <0.002 |
| 6/26/2019 | | | | | | | <0.002 | <0.002 | |
| 9/9/2019 | <0.002 | | | | | | | | |
| 9/10/2019 | | 0.0014 (J) | | <0.002 | <0.002 | 0.0074 | | | <0.002 |
| 9/11/2019 | | | 0.0015 (J) | | | | | | |
| 9/12/2019 | | | | | | | <0.002 | <0.002 | |
| 3/10/2020 | <0.002 | <0.002 | 0.0025 | <0.002 | <0.002 | 0.004 | | | |
| 3/12/2020 | | | | | | | | | <0.002 |
| 3/16/2020 | | | | | | | <0.002 | <0.002 | |
| 9/9/2020 | <0.002 | | 0.0029 | <0.002 | <0.002 | 0.0055 | <0.002 | | |
| 9/10/2020 | | 0.00099 (J) | | | | | | | |
| 9/11/2020 | | | | | | | | <0.002 | |
| 9/14/2020 | | | | | | | | | <0.002 |
| 3/15/2021 | <0.002 | 0.001 (J) | 0.0031 | <0.002 | <0.002 | 0.0062 | | | |
| 3/16/2021 | | | | | | | | | <0.002 |
| 3/17/2021 | | | | | | | <0.002 | <0.002 | |
| 8/16/2021 | <0.002 | | | | <0.002 | | | | |
| 8/18/2021 | | 0.0011 (J) | 0.0017 (J) | <0.002 | | 0.006 | | <0.002 | |
| 8/19/2021 | | | | | | | <0.002 | | <0.002 |
| 2/28/2022 | <0.002 | | | | | | | | |
| 3/1/2022 | | <0.002 | 0.0025 | <0.002 | <0.002 | | | | |
| 3/2/2022 | | | | | | 0.0053 | <0.002 | <0.002 | <0.002 |
| 8/9/2022 | <0.002 | <0.002 | 0.0033 | <0.002 | <0.002 | 0.0055 | | | |
| 8/11/2022 | | | | | | | <0.002 | <0.002 | <0.002 |
| 2/13/2023 | | | | | | 0.0048 | | | |
| 2/14/2023 | <0.002 | <0.002 | 0.0017 (J) | <0.002 | <0.002 | | | | |
| 2/20/2023 | | | | | | | <0.002 | <0.002 | |
| 2/21/2023 | | | | | | | | | <0.002 |
| 8/8/2023 | | | 0.0019 (J) | | | 0.0043 | | | |
| 8/9/2023 | <0.002 | <0.002 | | <0.002 | <0.002 | | | | <0.002 |

ND substitution: RL or RL/2 if <15% NDs.

# Time Series

Constituent: Copper (mg/L) Analysis Run 3/31/2026 4:41 AM

Plant Wansley Client: Southern Company Data: Wansley Landfill

| | GWA-1 (bg) | GWA-2 (bg) | GWA-3 (bg) | GWA-4 (bg) | GWA-28 (bg) | GWA-29 (bg) | GWC-5 | GWC-6 | GWC-7 |
|---|---|---|---|---|---|---|---|---|---|
| 8/14/2023 | | | | | | | <0.002 | <0.002 | |
| 2/13/2024 | <0.002 | | | | | | | | |
| 2/14/2024 | | <0.002 | | <0.002 | <0.002 | 0.0043 | 0.0012 (J) | <0.002 | |
| 2/21/2024 | | | | | | | | | <0.002 |
| 7/29/2024 | | | | <0.002 | <0.002 | | | | |
| 7/30/2024 | <0.002 | <0.002 | | | | 0.003 | | | |
| 7/31/2024 | | | 0.0025 | | | | <0.002 | | |
| 8/1/2024 | | | | | | | | <0.002 | <0.002 |
| 2/10/2025 | | | | <0.002 | <0.002 | | | | |
| 2/11/2025 | <0.002 | <0.002 | | | | 0.0038 | | | |
| 2/13/2025 | | | | | | | | | <0.002 |
| 2/14/2025 | | | | | | | <0.002 | | |
| 2/18/2025 | | | | | | | | <0.002 | |
| 8/12/2025 | <0.002 | <0.002 | | <0.002 | <0.002 | 0.0032 | | | |
| 8/13/2025 | | | 0.0018 (J) | | | | | | |
| 8/15/2025 | | | | | | | | <0.002 | |
| 8/18/2025 | | | | | | | 0.00066 (J) | | <0.002 |
| 1/20/2026 | <0.002 | <0.002 | | <0.002 | <0.002 | 0.0038 | | <0.002 | |
| 1/21/2026 | | | 0.00065 (J) | | | | 0.00093 (J) | | |
| 1/22/2026 | | | | | | | | | <0.002 |

ND substitution: RL or RL/2 if <15% NDs.

# Time Series

Constituent: Copper (mg/L) Analysis Run 3/31/2026 4:41 AM

Plant Wansley Client: Southern Company Data: Wansley Landfill

| | GWC-8 | GWC-9 | GWC-10 | GWC-11 | GWC-12 | GWC-13 | GWC-14 | GWC-15 | GWC-16 |
|---|---|---|---|---|---|---|---|---|---|
| 8/30/2011 | | | | | | | | | <0.002 |
| 9/7/2011 | <0.002 | <0.002 | | | | | | | |
| 9/13/2011 | | | | <0.002 | <0.002 | <0.002 | <0.002 | | |
| 9/16/2011 | | | | | | | | <0.002 | |
| 10/26/2011 | | | | | | | | | <0.002 |
| 10/27/2011 | | | | | | | <0.002 | <0.002 | |
| 10/28/2011 | | | | <0.002 | <0.002 | <0.002 | | | |
| 10/30/2011 | <0.002 | <0.002 | | | | | | | |
| 12/3/2011 | | | | | | | <0.002 | <0.002 | <0.002 |
| 12/4/2011 | | <0.002 | | <0.002 | <0.002 | <0.002 | | | |
| 12/5/2011 | <0.002 | | | | | | | | |
| 1/19/2012 | <0.002 | <0.002 | | | | | | | |
| 1/24/2012 | | | | | <0.002 | <0.002 | <0.002 | | |
| 1/25/2012 | | | | | | | | | <0.002 |
| 2/9/2012 | | | | <0.002 | | | | <0.002 | |
| 7/11/2012 | | | | | <0.002 | <0.002 | <0.002 | <0.002 | <0.002 |
| 7/18/2012 | <0.002 | <0.002 | | <0.002 | | | | | |
| 1/7/2013 | <0.002 | | | | | | | | |
| 1/8/2013 | | <0.002 | | <0.002 | <0.002 | <0.002 | <0.002 | <0.002 | <0.002 |
| 7/2/2013 | | | | | | | | <0.002 | <0.002 |
| 7/9/2013 | <0.002 | <0.002 | | <0.002 | | | | | |
| 7/10/2013 | | | | | <0.002 | <0.002 | <0.002 | | |
| 1/14/2014 | 0.001 (J) | <0.002 | | | | | | | <0.002 |
| 1/15/2014 | | | | 0.0012 (J) | | | | | |
| 1/21/2014 | | | | | <0.002 | <0.002 | <0.002 | <0.002 | |
| 6/24/2014 | <0.002 | <0.002 | | | | | | <0.002 | |
| 6/25/2014 | | | | 0.0012 (J) | | | | | <0.002 |
| 7/1/2014 | | | | | <0.002 | <0.002 | 0.0014 (J) | | |
| 1/13/2015 | | | | | | | | | <0.002 |
| 1/14/2015 | | | | | | | <0.002 | <0.002 | |
| 1/20/2015 | 0.0014 (J) | <0.002 | | | | | | | |
| 1/21/2015 | | | | <0.002 | <0.002 | <0.002 | | | |
| 7/22/2015 | | | | | | | <0.002 | <0.002 | <0.002 |
| 7/27/2015 | <0.002 | <0.002 | | | | | | | |
| 7/28/2015 | | | | <0.002 | <0.002 | <0.002 | | | |
| 1/25/2016 | | | <0.002 | | | | | | |
| 1/26/2016 | 0.0013 (J) | 0.0022 (J) | | 0.001 (J) | <0.002 | | | | |
| 1/27/2016 | | | | | | 0.0021 (J) | 0.0068 (O) | <0.002 | <0.002 |
| 7/22/2016 | | | | | <0.002 | | | | |
| 7/25/2016 | | <0.002 | | <0.002 | | | | | |
| 7/26/2016 | <0.002 | | | | | <0.002 | <0.002 | <0.002 | |
| 7/27/2016 | | | 0.004 | | | | | | <0.002 |
| 1/26/2017 | 0.0021 (J) | | | | | | | | |
| 1/31/2017 | | 0.0021 (J) | | <0.002 | <0.002 | <0.002 | | | |
| 2/1/2017 | | | <0.002 | | | | <0.002 | <0.002 | <0.002 |
| 8/4/2017 | | | | | | <0.002 | | <0.002 | |
| 8/7/2017 | 0.0035 | <0.002 | | <0.002 | <0.002 | | <0.002 | | <0.002 |
| 8/8/2017 | | | <0.002 | | | | | | |
| 1/24/2018 | <0.002 | <0.002 | | <0.002 | <0.002 | | | | |
| 1/25/2018 | | | <0.002 | | | <0.002 | <0.002 | <0.002 | <0.002 |
| 6/20/2018 | | | | <0.002 | | <0.002 | <0.002 | <0.002 | <0.002 |
| 6/21/2018 | 0.0024 (J) | 0.0026 | <0.002 | | | | | | |

ND substitution: RL or RL/2 if <15% NDs.

# Time Series

Constituent: Copper (mg/L) Analysis Run 3/31/2026 4:41 AM

Plant Wansley Client: Southern Company Data: Wansley Landfill

| | GWC-8 | GWC-9 | GWC-10 | GWC-11 | GWC-12 | GWC-13 | GWC-14 | GWC-15 | GWC-16 |
|---|---|---|---|---|---|---|---|---|---|
| 6/26/2018 | | | | | <0.002 | | | | |
| 1/22/2019 | <0.002 | <0.002 | | | | <0.002 | <0.002 | 0.003 | |
| 1/24/2019 | | | | <0.002 | | | | | |
| 1/25/2019 | | | | | <0.002 | | | | <0.002 |
| 1/31/2019 | | | <0.002 | | | | | | |
| 6/25/2019 | 0.00074 (J) | <0.002 | | | | <0.002 | 0.0008 (J) | <0.002 | <0.002 |
| 6/26/2019 | | | 0.00064 (J) | <0.002 | <0.002 | | | | |
| 9/10/2019 | 0.00065 (J) | | | | | | | | |
| 9/11/2019 | | | | | 0.00096 (J) | | | | 0.00065 (J) |
| 9/12/2019 | | | | | | <0.002 | 0.0017 (J) | | |
| 9/16/2019 | | <0.002 | | <0.002 | | | | | |
| 9/17/2019 | | | 0.0007 (J) | | | | | <0.002 | |
| 3/12/2020 | 0.0014 (J) | | | | | <0.002 | | | |
| 3/16/2020 | | 0.00077 (J) | | <0.002 | | | | <0.002 | |
| 3/17/2020 | | | <0.002 | | | | <0.002 | | <0.002 |
| 3/18/2020 | | | | | <0.002 | | | | |
| 9/10/2020 | | | 0.0083 (O) | 0.0034 | <0.002 | <0.002 | <0.002 | <0.002 | |
| 9/11/2020 | | <0.002 | | | | | | | <0.002 |
| 9/14/2020 | <0.002 | | | | | | | | |
| 3/16/2021 | 0.001 (J) | <0.002 | | | <0.002 | | | | |
| 3/17/2021 | | | | <0.002 | | 0.00064 (J) | <0.002 | | <0.002 |
| 3/18/2021 | | | <0.002 | | | | | <0.002 | |
| 8/19/2021 | | | | | <0.002 | | | | |
| 8/20/2021 | 0.0013 (J) | | <0.002 | | | | | | <0.002 |
| 8/23/2021 | | | | <0.002 | | <0.002 | <0.002 | | |
| 8/24/2021 | | | | | | | | <0.002 | |
| 8/25/2021 | | <0.002 | | | | | | | |
| 3/2/2022 | 0.0019 (J) | | | | | | | | |
| 3/7/2022 | | | | <0.002 | <0.002 | | <0.002 | <0.002 | |
| 3/8/2022 | | | <0.002 | | | <0.002 | | | <0.002 |
| 3/9/2022 | | <0.002 | | | | | | | |
| 8/11/2022 | <0.002 | | | | | | | | |
| 8/15/2022 | | | | <0.002 | | <0.002 | | | |
| 8/16/2022 | | <0.002 | <0.002 | | <0.002 | | <0.002 | <0.002 | <0.002 |
| 2/15/2023 | 0.0014 (J) | <0.002 | <0.002 | | <0.002 | | | | |
| 2/17/2023 | | | | | | | <0.002 | | |
| 2/20/2023 | | | | | | | | | <0.002 |
| 2/21/2023 | | | | <0.002 | | <0.002 | | <0.002 | |
| 8/9/2023 | <0.002 | <0.002 | | | | | | | |
| 8/10/2023 | | | <0.002 | | | | | | |
| 8/14/2023 | | | | <0.002 | <0.002 | | <0.002 | <0.002 | <0.002 |
| 8/16/2023 | | | | | | <0.002 | | | |
| 2/14/2024 | | | | <0.002 | | | | | |
| 2/19/2024 | | 0.0012 (J) | | | | <0.002 | <0.002 | | |
| 2/20/2024 | | | <0.002 | | <0.002 | | | | |
| 2/21/2024 | 0.0028 | | | | | | | <0.002 | <0.002 |
| 7/30/2024 | 0.0032 | | | | | | | | |
| 7/31/2024 | | 0.0066 | <0.002 | | | | | | |
| 8/5/2024 | | | | | | <0.002 | | | <0.002 |
| 8/6/2024 | | | | <0.002 | <0.002 | | <0.002 | <0.002 | |
| 2/11/2025 | | | | | | | | | <0.002 |
| 2/13/2025 | 0.0051 | | | | | | | | |

ND substitution: RL or RL/2 if <15% NDs.

# Time Series

Constituent: Copper (mg/L) Analysis Run 3/31/2026 4:41 AM

Plant Wansley Client: Southern Company Data: Wansley Landfill

| | GWC-8 | GWC-9 | GWC-10 | GWC-11 | GWC-12 | GWC-13 | GWC-14 | GWC-15 | GWC-16 |
|---|---|---|---|---|---|---|---|---|---|
| 2/17/2025 | | | | | <0.002 | | <0.002 | | |
| 2/18/2025 | | 0.0015 (J) | | <0.002 | | <0.002 | | <0.002 | |
| 2/19/2025 | | | <0.002 | | | | | | |
| 8/13/2025 | 0.0026 | 0.002 | | | | | | | |
| 8/15/2025 | | | | | | | | | <0.002 |
| 8/18/2025 | | | | <0.002 | <0.002 | | | <0.002 | |
| 8/19/2025 | | | <0.002 | | | <0.002 | 0.00077 (J) | | |
| 1/20/2026 | | | | | | | <0.002 | | |
| 1/21/2026 | | | 0.00072 (J) | <0.002 | <0.002 | <0.002 | | <0.002 | <0.002 |
| 1/22/2026 | 0.0025 | 0.001 (J) | | | | | | | |

ND substitution: RL or RL/2 if <15% NDs.

# Time Series

Constituent: Copper (mg/L) Analysis Run 3/31/2026 4:41 AM

Plant Wansley Client: Southern Company Data: Wansley Landfill

| | GWC-17 | GWC-18 | GWC-19 | GWC-20 | GWC-21 | GWC-22 | GWC-23 | GWC-24 | GWC-25 |
|---|---|---|---|---|---|---|---|---|---|
| 8/30/2011 | <0.002 | <0.002 | <0.002 | | | | | | |
| 8/31/2011 | | | | <0.002 | <0.002 | | | | |
| 9/15/2011 | | | | | | <0.002 | | | |
| 9/16/2011 | | | | | | | <0.002 | | |
| 9/17/2011 | | | | | | | | | <0.002 |
| 10/26/2011 | <0.002 | <0.002 | <0.002 | | | | | | |
| 10/27/2011 | | | | <0.002 | <0.002 | | | | |
| 10/29/2011 | | | | | | <0.002 | <0.002 | | |
| 10/31/2011 | | | | | | | | | <0.002 |
| 12/3/2011 | <0.002 | <0.002 | <0.002 | | | | | | |
| 12/4/2011 | | | | <0.002 | <0.002 | | | | |
| 12/13/2011 | | | | | | <0.002 | <0.002 | | |
| 12/14/2011 | | | | | | | | | <0.002 |
| 1/25/2012 | <0.002 | | | | | <0.002 | | | |
| 1/31/2012 | | | | | | | <0.002 | | |
| 2/7/2012 | | | | | | | | | <0.002 |
| 2/8/2012 | | | <0.002 | <0.002 | <0.002 | | | | |
| 2/9/2012 | | <0.002 | | | | | | | |
| 7/11/2012 | <0.002 | <0.002 | <0.002 | <0.002 | | | | | |
| 7/17/2012 | | | | | <0.002 | | | | <0.002 |
| 7/18/2012 | | | | | | <0.002 | <0.002 | | |
| 1/8/2013 | <0.002 | <0.002 | <0.002 | <0.002 | | | | | |
| 1/9/2013 | | | | | <0.002 | | | | |
| 1/22/2013 | | | | | | <0.002 | <0.002 | | |
| 7/16/2013 | <0.002 | <0.002 | <0.002 | <0.002 | <0.002 | <0.002 | | | |
| 7/23/2013 | | | | | | | <0.002 | | |
| 7/24/2013 | | | | | | | | | <0.002 |
| 1/14/2014 | <0.002 | <0.002 | | | | | | | |
| 1/21/2014 | | | <0.002 | <0.002 | <0.002 | <0.002 | | | |
| 1/22/2014 | | | | | | | <0.002 | | |
| 1/23/2014 | | | | | | | | | 0.0034 (J) |
| 6/24/2014 | | <0.002 | <0.002 | <0.002 | <0.002 | | | | |
| 6/25/2014 | <0.002 | | | | | <0.002 | | | |
| 7/1/2014 | | | | | | | 0.0015 (J) | | |
| 7/8/2014 | | | | | | | | <0.002 | 0.0017 (J) |
| 1/13/2015 | | <0.002 | <0.002 | <0.002 | <0.002 | | | | |
| 1/14/2015 | <0.002 | | | | | <0.002 | | | |
| 1/21/2015 | | | | | | | | | <0.002 |
| 1/22/2015 | | | | | | | <0.002 | | |
| 7/23/2015 | | <0.002 | <0.002 | <0.002 | <0.002 | <0.002 | | | |
| 7/28/2015 | 0.00081 (J) | | | | | | | | |
| 7/29/2015 | | | | | | | 0.0012 (J) | | |
| 7/30/2015 | | | | | | | | | 0.0028 (J) |
| 7/31/2015 | | | | | | | | 0.0028 (J) | |
| 1/20/2016 | | | | | | | | 0.0012 (J) | |
| 1/21/2016 | | | | | | | <0.002 | | 0.0029 (J) |
| 1/26/2016 | | | | | <0.002 | <0.002 | | | |
| 1/27/2016 | <0.002 | <0.002 | <0.002 | <0.002 | | | | | |
| 7/25/2016 | | <0.002 | <0.002 | <0.002 | | | | | |
| 7/26/2016 | | | | | <0.002 | <0.002 | | | |
| 7/27/2016 | <0.002 | | | | | | <0.002 | <0.002 | <0.002 |
| 1/24/2017 | | | | | | | | | <0.002 |

ND substitution: RL or RL/2 if <15% NDs.

# Time Series

Constituent: Copper (mg/L) Analysis Run 3/31/2026 4:41 AM

Plant Wansley Client: Southern Company Data: Wansley Landfill

| | GWC-17 | GWC-18 | GWC-19 | GWC-20 | GWC-21 | GWC-22 | GWC-23 | GWC-24 | GWC-25 |
|---|---|---|---|---|---|---|---|---|---|
| 2/1/2017 | <0.002 | <0.002 | | | | | | | |
| 2/2/2017 | | | <0.002 | <0.002 | <0.002 | | | | |
| 2/3/2017 | | | | | | <0.002 | <0.002 | <0.002 | |
| 8/3/2017 | | | | | | | | | <0.002 |
| 8/7/2017 | <0.002 | <0.002 | <0.002 | 0.0054 (O) | <0.002 | | | | |
| 8/8/2017 | | | | | | <0.002 | <0.002 | <0.002 | |
| 1/25/2018 | <0.002 | <0.002 | <0.002 | | | <0.002 | <0.002 | <0.002 | <0.002 |
| 1/26/2018 | | | | 0.0025 | <0.002 | | | | |
| 6/20/2018 | | | | | <0.002 | <0.002 | <0.002 | | |
| 6/21/2018 | | <0.002 | <0.002 | <0.002 | | | | | |
| 6/26/2018 | <0.002 | | | | | | | | |
| 6/27/2018 | | | | | | | | <0.002 | <0.002 |
| 1/24/2019 | <0.002 | | | | <0.002 | <0.002 | | | 0.003 |
| 1/25/2019 | | | | | | | <0.002 | | |
| 1/28/2019 | | <0.002 | <0.002 | <0.002 | | | | | |
| 1/31/2019 | | | | | | | | 0.00063 (J) | |
| 6/25/2019 | <0.002 | | | <0.002 | <0.002 | <0.002 | | | 0.0029 |
| 6/26/2019 | | | <0.002 | | | | <0.002 | 0.00094 (J) | |
| 6/27/2019 | | <0.002 | | | | | | | |
| 9/10/2019 | | | | | | 0.001 (J) | | | |
| 9/11/2019 | 0.00066 (J) | <0.002 | | 0.00085 (J) | <0.002 | | | 0.0013 (J) | 0.0072 (O) |
| 9/12/2019 | | | <0.002 | | | | 0.00068 (J) | | |
| 1/14/2020 | | | | | | | | | 0.0025 |
| 3/12/2020 | | | | | | | | 0.0012 (J) | 0.0022 |
| 3/17/2020 | <0.002 | <0.002 | | | | | | | |
| 3/18/2020 | | | <0.002 | <0.002 | <0.002 | <0.002 | <0.002 | | |
| 9/10/2020 | | | | | | <0.002 | <0.002 | | |
| 9/14/2020 | <0.002 | <0.002 | | | | | | | 0.0034 |
| 9/15/2020 | | | <0.002 | <0.002 | <0.002 | | | 0.0023 | |
| 3/15/2021 | | | | | | <0.002 | | | |
| 3/16/2021 | <0.002 | <0.002 | | <0.002 | 0.0012 (J) | | | | |
| 3/17/2021 | | | <0.002 | | | | | | 0.0018 (J) |
| 3/18/2021 | | | | | | | 0.00066 (J) | 0.0022 | |
| 8/19/2021 | | | | | <0.002 | <0.002 | | 0.001 (J) | 0.0016 (J) |
| 8/20/2021 | <0.002 | | | | | | | | |
| 8/23/2021 | | | | | | | 0.0011 (J) | | |
| 8/24/2021 | | <0.002 | 0.00094 (J) | <0.002 | | | | | |
| 3/7/2022 | | | | <0.002 | <0.002 | | | | |
| 3/8/2022 | <0.002 | <0.002 | <0.002 | | | 0.0024 | | | <0.002 |
| 3/9/2022 | | | | | | | <0.002 | | |
| 3/10/2022 | | | | | | | | <0.002 | |
| 8/10/2022 | | | | | | | | | <0.002 |
| 8/11/2022 | <0.002 | <0.002 | <0.002 | | | | | | |
| 8/16/2022 | | | | <0.002 | <0.002 | | <0.002 | | |
| 8/17/2022 | | | | | | <0.002 | | | |
| 8/18/2022 | | | | | | | | <0.002 | |
| 2/14/2023 | | | | | | <0.002 | | | |
| 2/16/2023 | | | | | | | | <0.002 | |
| 2/20/2023 | <0.002 | <0.002 | | | | | | | |
| 2/21/2023 | | | <0.002 | | <0.002 | | <0.002 | | <0.002 |
| 2/22/2023 | | | | <0.002 | | | | | |
| 8/9/2023 | | <0.002 | <0.002 | <0.002 | <0.002 | | | | |

ND substitution: RL or RL/2 if <15% NDs.

# Time Series

Constituent: Copper (mg/L) Analysis Run 3/31/2026 4:41 AM

Plant Wansley Client: Southern Company Data: Wansley Landfill

| | GWC-17 | GWC-18 | GWC-19 | GWC-20 | GWC-21 | GWC-22 | GWC-23 | GWC-24 | GWC-25 |
|---|---|---|---|---|---|---|---|---|---|
| 8/10/2023 | <0.002 | | | | | | | | |
| 8/14/2023 | | | | | | <0.002 | | | |
| 8/15/2023 | | | | | | | <0.002 | | 0.0014 (J) |
| 8/16/2023 | | | | | | | | <0.002 | |
| 2/14/2024 | | | | | | <0.002 | | | |
| 2/19/2024 | | | | | <0.002 | | <0.002 | | |
| 2/20/2024 | <0.002 | | | <0.002 | | | | | |
| 2/21/2024 | | <0.002 | <0.002 | | | | | | <0.002 |
| 2/22/2024 | | | | | | | | <0.002 | |
| 7/30/2024 | | | | | <0.002 | | <0.002 | | |
| 8/1/2024 | | | | | | | | | <0.002 |
| 8/2/2024 | | | | <0.002 | | | | | |
| 8/6/2024 | | | <0.002 | | | <0.002 | | <0.002 | |
| 8/7/2024 | <0.002 | <0.002 | | | | | | | |
| 2/11/2025 | | | | | <0.002 | <0.002 | <0.002 | | |
| 2/13/2025 | <0.002 | <0.002 | | | | | | | |
| 2/14/2025 | | | <0.002 | 0.0014 (J) | | | | <0.002 | <0.002 |
| 8/12/2025 | | | | <0.002 | <0.002 | <0.002 | <0.002 | | |
| 8/13/2025 | <0.002 | <0.002 | <0.002 | | | | | | <0.002 |
| 8/14/2025 | | | | | | | | <0.002 | |
| 1/20/2026 | | | | | <0.002 | <0.002 | | | |
| 1/21/2026 | <0.002 | <0.002 | <0.002 | <0.002 | | | | <0.002 | <0.002 |
| 1/22/2026 | | | | | | | <0.002 | | |

ND substitution: RL or RL/2 if <15% NDs.

# Time Series

Constituent: Copper (mg/L) Analysis Run 3/31/2026 4:41 AM

Plant Wansley Client: Southern Company Data: Wansley Landfill

| | GWC-26 | GWC-27 | GWC-30 | GWC-31 | GWC-32 | GWC-33 | GWC-34 | GWC-35 |
|---|---|---|---|---|---|---|---|---|
| 9/15/2011 | | | <0.002 | | <0.002 | | | |
| 9/16/2011 | | | | | | <0.002 | <0.002 | <0.002 |
| 9/17/2011 | <0.002 | <0.002 | | <0.002 | | | | |
| 10/28/2011 | | | <0.002 | | | | | |
| 10/29/2011 | <0.002 | <0.002 | | | | | | |
| 10/30/2011 | | | | | | <0.002 | | |
| 10/31/2011 | | | | <0.002 | <0.002 | | <0.002 | <0.002 |
| 12/12/2011 | | | | | | | <0.002 | <0.002 |
| 12/13/2011 | | | <0.002 | | <0.002 | <0.002 | | |
| 12/14/2011 | <0.002 | <0.002 | | | | | | |
| 1/25/2012 | | <0.002 | | | | | | |
| 2/1/2012 | | | | | <0.002 | <0.002 | <0.002 | <0.002 |
| 2/7/2012 | <0.002 | | | <0.002 | | | | |
| 2/8/2012 | | | <0.002 | | | | | |
| 7/16/2012 | | | | | | | <0.002 | <0.002 |
| 7/17/2012 | <0.002 | <0.002 | | | <0.002 | <0.002 | | |
| 7/18/2012 | | | <0.002 | | | | | |
| 1/22/2013 | | | | | | | <0.002 | <0.002 |
| 1/23/2013 | | | | <0.002 | <0.002 | <0.002 | | |
| 1/24/2013 | <0.002 | <0.002 | <0.002 | | | | | |
| 7/2/2013 | | | | | | | | <0.002 |
| 7/17/2013 | | | | | | <0.002 | <0.002 | |
| 7/24/2013 | <0.002 | <0.002 | <0.002 | | <0.002 | | | |
| 1/21/2014 | | | | | | | | 0.0017 (J) |
| 1/23/2014 | 0.0027 (J) | <0.002 | <0.002 | 0.0018 (J) | <0.002 | <0.002 | <0.002 | |
| 6/25/2014 | | | | | | | <0.002 | 0.00087 (J) |
| 7/1/2014 | | | <0.002 | 0.0048 (J) | <0.002 | | | |
| 7/8/2014 | <0.002 | <0.002 | | | | | | |
| 1/14/2015 | | | | | | | <0.002 | <0.002 |
| 1/20/2015 | | | <0.002 | | <0.002 | <0.002 | | |
| 1/21/2015 | <0.002 | <0.002 | | <0.002 | | | | |
| 7/28/2015 | | | | | | | | 0.0008 (J) |
| 7/29/2015 | | | | | | 0.0012 (J) | <0.002 | |
| 7/30/2015 | | 0.002 (J) | <0.002 | | <0.002 | | | |
| 7/31/2015 | 0.0024 (J) | | | | | | | |
| 1/19/2016 | | | <0.002 | | | | | |
| 1/21/2016 | | | | | | | <0.002 | 0.00095 (J) |
| 1/22/2016 | | 0.0038 (JO) | | | | | | |
| 1/25/2016 | <0.002 | | | <0.002 | <0.002 | <0.002 | | |
| 7/21/2016 | | | <0.002 | | | | <0.002 | <0.002 |
| 7/22/2016 | | | | | <0.002 | <0.002 | | |
| 7/26/2016 | <0.002 | <0.002 | | | | | | |
| 7/27/2016 | | | | 0.0043 | | | | |
| 1/19/2017 | <0.002 | | | | | | | |
| 1/20/2017 | | <0.002 | | | | | | |
| 1/24/2017 | | | <0.002 | | | | | |
| 1/25/2017 | | | | <0.002 | | <0.002 | <0.002 | |
| 1/26/2017 | | | | | <0.002 | | | <0.002 |
| 8/3/2017 | <0.002 | <0.002 | | | <0.002 | | <0.002 | <0.002 |
| 8/4/2017 | | | <0.002 | 0.003 | | <0.002 | | |
| 1/19/2018 | | <0.002 | | | | | | |
| 1/22/2018 | <0.002 | | | | | | | |

ND substitution: RL or RL/2 if <15% NDs.

# Time Series

Constituent: Copper (mg/L) Analysis Run 3/31/2026 4:41 AM

Plant Wansley Client: Southern Company Data: Wansley Landfill

| | GWC-26 | GWC-27 | GWC-30 | GWC-31 | GWC-32 | GWC-33 | GWC-34 | GWC-35 |
|---|---|---|---|---|---|---|---|---|
| 1/23/2018 | | | | 0.0022 (J) | <0.002 | <0.002 | <0.002 | <0.002 |
| 1/24/2018 | | | <0.002 | | | | | |
| 6/19/2018 | | | | | | | | <0.002 |
| 6/20/2018 | | | | | | | <0.002 | |
| 6/21/2018 | | | <0.002 | | | | | |
| 6/26/2018 | | | | | <0.002 | <0.002 | | |
| 6/27/2018 | <0.002 | <0.002 | | 0.0036 | | | | |
| 1/21/2019 | | | | | | | | <0.002 |
| 1/24/2019 | 0.0017 (J) | <0.002 | | | | | | |
| 1/28/2019 | | | | | | | <0.002 | |
| 1/30/2019 | | | <0.002 | | <0.002 | <0.002 | | |
| 1/31/2019 | | | | 0.00064 (J) | | | | |
| 6/25/2019 | 0.002 | | | | | | | |
| 6/26/2019 | | <0.002 | | 0.0019 (J) | | <0.002 | <0.002 | <0.002 |
| 6/27/2019 | | | <0.002 | | <0.002 | | | |
| 9/10/2019 | | | <0.002 | | | | | |
| 9/11/2019 | | | | 0.0063 | | | 0.0013 (J) | |
| 9/12/2019 | 0.001 (J) | 0.0011 (J) | | | <0.002 | <0.002 | | <0.002 |
| 1/14/2020 | | | | 0.005 | | | | |
| 3/11/2020 | | | <0.002 | | | | <0.002 | 0.00072 (J) |
| 3/12/2020 | | <0.002 | | | | <0.002 | | |
| 3/13/2020 | 0.00078 (J) | | | | | | | |
| 3/17/2020 | | | | 0.0014 (J) | | | | |
| 3/18/2020 | | | | | <0.002 | | | |
| 9/9/2020 | | <0.002 | | | | | | |
| 9/10/2020 | | | <0.002 | | | | | |
| 9/11/2020 | | | | 0.0013 (J) | | | <0.002 | <0.002 |
| 9/15/2020 | <0.002 | | | | <0.002 | | | |
| 9/16/2020 | | | | | | 0.00079 (J) | | |
| 3/16/2021 | | | | 0.0029 | | | <0.002 | <0.002 |
| 3/17/2021 | <0.002 | | | | <0.002 | | | |
| 3/18/2021 | | 0.00066 (J) | <0.002 | | | <0.002 | | |
| 8/18/2021 | | | | | | | | <0.002 |
| 8/19/2021 | 0.0011 (J) | | | | | | | |
| 8/23/2021 | | <0.002 | <0.002 | | | | | |
| 8/24/2021 | | | | | <0.002 | <0.002 | <0.002 | |
| 8/25/2021 | | | | 0.0019 (J) | | | | |
| 3/2/2022 | | | <0.002 | | | | <0.002 | <0.002 |
| 3/8/2022 | | <0.002 | | | | | | |
| 3/9/2022 | <0.002 | | | | <0.002 | <0.002 | | |
| 3/10/2022 | | | | <0.002 | | | | |
| 8/10/2022 | <0.002 | <0.002 | <0.002 | | <0.002 | | <0.002 | |
| 8/15/2022 | | | | | | <0.002 | | <0.002 |
| 8/16/2022 | | | | 0.0053 | | | | |
| 2/14/2023 | | | <0.002 | | | | | |
| 2/15/2023 | | | | | <0.002 | | | |
| 2/20/2023 | | <0.002 | | | | <0.002 | <0.002 | <0.002 |
| 2/21/2023 | <0.002 | | | | | | | |
| 2/22/2023 | | | | <0.002 | | | | |
| 8/15/2023 | | <0.002 | | | <0.002 | <0.002 | | |
| 8/16/2023 | <0.002 | | <0.002 | 0.004 | | | <0.002 | <0.002 |
| 2/20/2024 | <0.002 | <0.002 | | | <0.002 | <0.002 | | |

ND substitution: RL or RL/2 if <15% NDs.

# Time Series

Constituent: Copper (mg/L) Analysis Run 3/31/2026 4:41 AM

Plant Wansley Client: Southern Company Data: Wansley Landfill

| | GWC-26 | GWC-27 | GWC-30 | GWC-31 | GWC-32 | GWC-33 | GWC-34 | GWC-35 |
|---|---|---|---|---|---|---|---|---|
| 2/21/2024 | | | <0.002 | 0.0013 (J) | | | | |
| 2/22/2024 | | | | | | | 0.0023 | <0.002 |
| 7/30/2024 | | <0.002 | | | | | | |
| 7/31/2024 | | | | | | <0.002 | | |
| 8/2/2024 | <0.002 | | | 0.0035 | | | | |
| 8/5/2024 | | | <0.002 | | | | <0.002 | <0.002 |
| 8/6/2024 | | | | | <0.002 | | | |
| 2/11/2025 | | <0.002 | | | | | | |
| 2/13/2025 | <0.002 | | <0.002 | | | | <0.002 | |
| 2/18/2025 | | | | 0.0011 (J) | | | | <0.002 |
| 2/19/2025 | | | | | <0.002 | <0.002 | | |
| 8/13/2025 | <0.002 | <0.002 | | | | | | |
| 8/14/2025 | | | <0.002 | | <0.002 | | <0.002 | <0.002 |
| 8/15/2025 | | | | <0.002 | | | | |
| 8/19/2025 | | | | | | <0.002 | | |
| 1/21/2026 | | <0.002 | <0.002 | | <0.002 | | | |
| 1/22/2026 | <0.002 | | | | | <0.002 | <0.002 | <0.002 |
| 2/11/2026 | | | | 0.0009 (J) | | | | |

ND substitution: RL or RL/2 if <15% NDs.

# Time Series

Constituent: Fluoride (mg/L) Analysis Run 3/31/2026 4:41 AM

Plant Wansley Client: Southern Company Data: Wansley Landfill

| | GWA-1 (bg) | GWA-2 (bg) | GWA-3 (bg) | GWA-4 (bg) | GWA-28 (bg) | GWA-29 (bg) | GWC-5 | GWC-6 | GWC-7 |
|---|---|---|---|---|---|---|---|---|---|
| 3/22/2016 | | | | | 1.4375 | 2.2163 | | | |
| 3/23/2016 | 0.019 (J) | 0.0276 (J) | | 0.0713 (J) | | | | | |
| 3/28/2016 | | | | | | | 0.1116 (J) | 0.0752 (J) | |
| 3/29/2016 | | | | | | | | | 0.2179 (J) |
| 3/31/2016 | | | 0.0551 (J) | | | | | | |
| 5/19/2016 | | | | 0.078 (J) | | 2.35 | | | |
| 5/20/2016 | 0.02 (J) | | | | | | | | |
| 5/23/2016 | | | | | 1.62 | | 0.1022 (J) | | |
| 5/24/2016 | | 0.023 (J) | | | | | | 0.081 (J) | 0.216 (J) |
| 5/25/2016 | | | 0.0485 (J) | | | | | | |
| 7/21/2016 | <0.2 | | | <0.1 | | 3.2 | 0.11 (J) | 0.088 (J) | |
| 7/22/2016 | | | | | | | | | 0.23 |
| 7/25/2016 | | | | | 1.7 | | | | |
| 7/26/2016 | | <0.1 | | | | | | | |
| 7/27/2016 | | | <0.2 | | | | | | |
| 9/14/2016 | | | | <0.1 | | | | | |
| 9/15/2016 | <0.2 | | | | 1.6 | | 0.084 (J) | 0.084 (J) | 0.22 |
| 9/16/2016 | | <0.1 | | | | | | | |
| 11/9/2016 | | | | | 1.7 | | | | |
| 11/10/2016 | | <0.1 | | <0.1 | | | | | |
| 11/11/2016 | <0.2 | | | | | | | | |
| 11/15/2016 | | | | | | | <0.2 | | |
| 11/16/2016 | | | | | | | | <0.1 | 0.22 |
| 1/17/2017 | | | | <0.1 | 1.6 | 2.6 | | | |
| 1/19/2017 | <0.2 | <0.1 | | | | | | | |
| 1/26/2017 | | | | | | | <0.2 | <0.1 | 0.23 |
| 3/15/2017 | | | | | | 1.9 | | | |
| 3/16/2017 | <0.2 | | | <0.1 | 1.7 | | | | |
| 3/17/2017 | | <0.1 | | | | | | | |
| 3/22/2017 | | | | | | | <0.2 | <0.1 | 0.2 |
| 4/27/2017 | | | | <0.1 | 1.4 | 2.5 | | | |
| 4/28/2017 | <0.2 | <0.1 | | | | | | | |
| 5/2/2017 | | | | | | | 0.1 (J) | <0.1 | 0.21 |
| 7/18/2017 | | | | | | 2.2 | | | |
| 8/1/2017 | | | | | | 2.5 | | | |
| 10/3/2017 | | <0.1 | <0.2 | <0.1 | 1.7 | 2.3 | 0.089 (J) | <0.1 | 0.23 |
| 10/4/2017 | <0.2 | | | | | | | | |
| 1/19/2018 | <0.2 | <0.1 | | | 1.4 | 2.1 | | | |
| 1/22/2018 | | | | <0.1 | | | | | |
| 1/23/2018 | | | | | | | 0.085 (J) | <0.1 | 0.17 (J) |
| 6/19/2018 | <0.2 | <0.1 | | 0.084 (J) | 1.6 | 2.3 | | | |
| 6/20/2018 | | | <0.2 | | | | | | |
| 6/25/2018 | | | | | | | 0.097 (J) | <0.1 | 0.25 |
| 9/25/2018 | <0.2 | <0.1 | | <0.1 | 1.7 | 2.3 | | <0.1 | |
| 10/2/2018 | | | | | | | | | 0.25 |
| 10/3/2018 | | | | | | | 0.13 (J) | | |
| 1/17/2019 | <0.2 | <0.1 | | 0.06 (J) | | | | | |
| 1/18/2019 | | | 0.028 (J) | | | 2 | | | |
| 1/21/2019 | | | | | 1.6 | | | | 0.22 |
| 1/30/2019 | | | | | | | 0.11 (J) | 0.078 (J) | |
| 6/24/2019 | 0.031 (J) | 0.032 (J) | | 0.08 (J) | | | | | |
| 6/25/2019 | | | 0.03 (J) | | 1.9 | 0.034 (J) | | | 0.21 |

ND substitution: RL or RL/2 if <15% NDs.

# Time Series

Constituent: Fluoride (mg/L) Analysis Run 3/31/2026 4:41 AM

Plant Wansley Client: Southern Company Data: Wansley Landfill

| | GWA-1 (bg) | GWA-2 (bg) | GWA-3 (bg) | GWA-4 (bg) | GWA-28 (bg) | GWA-29 (bg) | GWC-5 | GWC-6 | GWC-7 |
|---|---|---|---|---|---|---|---|---|---|
| 6/26/2019 | | | | | | | 0.081 (J) | 0.059 (J) | |
| 9/9/2019 | <0.2 | | | | | | | | |
| 9/10/2019 | | <0.1 | | 0.091 (J) | 1.8 | 2.6 | | | 0.28 |
| 9/11/2019 | | | 0.033 (J) | | | | | | |
| 9/12/2019 | | | | | | | 0.078 (J) | 0.076 (J) | |
| 3/10/2020 | <0.2 | <0.1 | 0.035 (J) | 0.056 (J) | 2 | 1.7 | | | |
| 3/12/2020 | | | | | | | | | 0.16 |
| 3/16/2020 | | | | | | | 0.076 (J) | 0.073 (J) | |
| 9/9/2020 | <0.2 | | 0.032 (J) | 0.06 (J) | 1.8 | 1.9 | 0.096 (J) | | |
| 9/10/2020 | | <0.1 | | | | | | | |
| 9/11/2020 | | | | | | | | 0.079 (J) | |
| 9/14/2020 | | | | | | | | | 0.19 |
| 3/15/2021 | 0.036 (J) | <0.1 | 0.027 (J) | 0.046 (J) | 1.3 | 1.7 | | | |
| 3/16/2021 | | | | | | | | | 0.21 |
| 3/17/2021 | | | | | | | 0.094 (J) | 0.073 (J) | |
| 8/16/2021 | <0.2 | | | | 1.6 | | | | |
| 8/18/2021 | | <0.1 | 0.035 (J) | 0.079 (J) | | 2 | | 0.14 | |
| 8/19/2021 | | | | | | | 0.19 | | 0.35 |
| 2/28/2022 | <0.2 | | | | | | | | |
| 3/1/2022 | | <0.1 | <0.2 | 0.035 (J) | 1.3 | | | | |
| 3/2/2022 | | | | | | 1.8 | 0.093 (J) | 0.082 (J) | 0.16 |
| 8/9/2022 | <0.2 | <0.1 | <0.2 | 0.066 (J) | 1.5 | 1.9 | | | |
| 8/11/2022 | | | | | | | 0.076 (J) | 0.078 (J) | 0.22 |
| 2/13/2023 | | | | | | 1.7 | | | |
| 2/14/2023 | <0.2 | <0.1 | 0.052 (J) | 0.076 (J) | 2 | | | | |
| 2/20/2023 | | | | | | | 0.092 (J) | 0.079 (J) | |
| 2/21/2023 | | | | | | | | | 0.23 |
| 8/8/2023 | | | 0.055 (J) | | | 2.1 | | | |
| 8/9/2023 | <0.2 | <0.1 | | 0.08 (J) | 1.8 | | | | 0.28 |
| 8/14/2023 | | | | | | | 0.058 (J) | 0.058 (J) | |
| 2/13/2024 | <0.2 | | | | | | | | |
| 2/14/2024 | | <0.1 | | <0.1 | 0.95 | 1.2 | <0.2 | 0.049 (J) | |
| 2/21/2024 | | | | | | | | | <0.2 |
| 7/29/2024 | | | | 0.059 (J) | 1.4 | | | | |
| 7/30/2024 | <0.2 | <0.1 | | | | 1.9 | | | |
| 7/31/2024 | | | <0.2 | | | | 0.056 (J) | | |
| 8/1/2024 | | | | | | | | <0.1 | 0.14 |
| 2/10/2025 | | | | <0.1 | 0.7 | | | | |
| 2/11/2025 | <0.2 | <0.1 | | | | 1.4 | | | |
| 2/13/2025 | | | | | | | | | <0.2 |
| 2/14/2025 | | | | | | | <0.2 | | |
| 2/18/2025 | | | | | | | | <0.1 | |
| 8/12/2025 | <0.2 | 0.11 (J) | | 0.09 (J) | 0.93 | 1.4 | | | |
| 8/13/2025 | | | <0.2 | | | | | | |
| 8/15/2025 | | | | | | | | 0.11 (J) | |
| 8/18/2025 | | | | | | | <0.2 | | 0.31 |
| 1/20/2026 | 0.13 (J) | 0.13 (J) | | 0.13 (J) | 1.2 | 1.3 | | 0.17 (J) | |
| 1/21/2026 | | | | | | | 0.14 (J) | | |
| 1/22/2026 | | | | | | | | | 0.28 |

ND substitution: RL or RL/2 if <15% NDs.

# Time Series

Constituent: Fluoride (mg/L) Analysis Run 3/31/2026 4:41 AM

Plant Wansley Client: Southern Company Data: Wansley Landfill

| | GWC-8 | GWC-9 | GWC-10 | GWC-11 | GWC-12 | GWC-13 | GWC-14 | GWC-15 | GWC-16 |
|---|---|---|---|---|---|---|---|---|---|
| 3/29/2016 | 0.0698 (J) | 0.0671 (J) | | 0.1377 (J) | 0.1936 (J) | 0.1084 (J) | | | |
| 3/30/2016 | | | 1.2013 | | | | 0.0355 (J) | 0.0785 (J) | 0.0391 (J) |
| 5/24/2016 | 0.072 (J) | 0.06 (J) | | | | | | | |
| 5/25/2016 | | | 1.34 | 0.1521 (J) | 0.1797 (J) | 0.1002 (J) | 0.0265 (J) | 0.0757 (J) | 0.034 (J) |
| 7/22/2016 | | | | | 0.22 | | | | |
| 7/25/2016 | | 0.096 (J) | | 0.21 | | | | | |
| 7/26/2016 | 0.092 (J) | | | | | 0.12 (J) | 0.1 (J) | 0.11 (J) | |
| 7/27/2016 | | | 1.5 | | | | | | <0.2 |
| 9/15/2016 | | | | | 0.18 (J) | 0.1 (J) | <0.2 | | |
| 9/16/2016 | | | 1.3 | | | | | | <0.2 |
| 9/19/2016 | <0.1 | <0.2 | | 0.15 (J) | | | | | |
| 9/20/2016 | | | | | | | | <0.2 | |
| 11/16/2016 | <0.1 | <0.2 | | 0.14 (J) | 0.16 (J) | | | | |
| 11/17/2016 | | | 0.76 | | | 0.092 (J) | <0.2 | <0.2 | <0.2 |
| 1/26/2017 | <0.1 | | | | | | | | |
| 1/31/2017 | | <0.2 | | <0.1 | 0.19 (J) | 0.11 (J) | | | |
| 2/1/2017 | | | 1.3 | | | | <0.2 | 0.086 (J) | <0.2 |
| 3/23/2017 | <0.1 | 0.12 (J) | | 0.097 (J) | 0.17 (J) | 0.088 (J) | <0.2 | <0.2 | |
| 3/24/2017 | | | 1.3 | | | | | | <0.2 |
| 5/2/2017 | | <0.2 | | 0.11 (J) | | | | | |
| 5/3/2017 | <0.1 | | 1.1 | | 0.19 (J) | 0.098 (J) | <0.2 | <0.2 | <0.2 |
| 10/3/2017 | | <0.2 | | | | | | | |
| 10/4/2017 | | | 1.2 | 0.16 (J) | 0.2 | | <0.2 | <0.2 | |
| 10/5/2017 | 0.085 (J) | | | | | 0.1 (J) | | | <0.2 |
| 1/24/2018 | <0.1 | <0.2 | | 0.11 (J) | 0.16 (J) | | | | |
| 1/25/2018 | | | 0.75 | | | 0.1 (J) | <0.2 | <0.2 | <0.2 |
| 6/20/2018 | | | | 0.13 (J) | | 0.11 (J) | <0.2 | 0.093 (J) | <0.2 |
| 6/21/2018 | <0.1 | <0.2 | 0.76 | | | | | | |
| 6/26/2018 | | | | | 0.18 (J) | | | | |
| 9/26/2018 | <0.1 | 0.082 (J) | | | | | | | |
| 9/27/2018 | | | 0.59 | 0.12 (J) | | | | | |
| 9/28/2018 | | | | | 0.2 | | | | |
| 10/1/2018 | | | | | | | 0.083 (J) | 0.1 (J) | <0.2 |
| 10/2/2018 | | | | | | 0.13 (J) | | | |
| 1/22/2019 | 0.062 (J) | 0.065 (J) | | | | 0.1 (J) | 0.057 (J) | 0.071 (J) | |
| 1/24/2019 | | | | 0.076 (J) | | | | | |
| 1/25/2019 | | | | | 0.21 | | | | 0.027 (J) |
| 1/31/2019 | | | 0.78 | | | | | | |
| 6/25/2019 | 0.055 (J) | 0.066 (J) | | | | 0.084 (J) | 0.054 (J) | 0.068 (J) | 0.052 (J) |
| 6/26/2019 | | | 0.68 | 0.096 (J) | 0.16 (J) | | | | |
| 9/10/2019 | 0.1 (J) | | | | | | | | |
| 9/11/2019 | | | | | 0.17 | | | | 0.038 (J) |
| 9/12/2019 | | | | | | 0.065 (J) | <0.2 | | |
| 9/16/2019 | | 0.062 (J) | | 0.12 (J) | | | | | |
| 9/17/2019 | | | 0.29 | | | | | 0.071 (J) | |
| 3/12/2020 | 0.043 (J) | | | | | 0.044 (J) | | | |
| 3/16/2020 | | 0.08 (J) | | 0.051 (J) | | | | 0.07 (J) | |
| 3/17/2020 | | | 0.74 | | | | 0.046 (J) | | <0.2 |
| 3/18/2020 | | | | | 0.058 (J) | | | | |
| 9/10/2020 | | | 0.81 | 0.14 | 0.16 | 0.1 | 0.038 (J) | 0.08 (J) | |
| 9/11/2020 | | 0.082 (J) | | | | | | | 0.04 (J) |
| 9/14/2020 | 0.062 (J) | | | | | | | | |

ND substitution: RL or RL/2 if <15% NDs.

# Time Series

Constituent: Fluoride (mg/L) Analysis Run 3/31/2026 4:41 AM

Plant Wansley Client: Southern Company Data: Wansley Landfill

| | GWC-8 | GWC-9 | GWC-10 | GWC-11 | GWC-12 | GWC-13 | GWC-14 | GWC-15 | GWC-16 |
|---|---|---|---|---|---|---|---|---|---|
| 3/16/2021 | 0.044 (J) | 0.043 (J) | | | 0.14 | | | | |
| 3/17/2021 | | | | 0.08 (J) | | 0.1 | 0.036 (J) | | 0.031 (J) |
| 3/18/2021 | | | 1.1 | | | | | 0.073 (J) | |
| 8/19/2021 | | | | | 0.26 | | | | |
| 8/20/2021 | 0.1 | | 0.89 | | | | | | 0.065 (J) |
| 8/23/2021 | | | | 0.21 | | 0.12 | 0.068 (J) | | |
| 8/24/2021 | | | | | | | | 0.13 | |
| 8/25/2021 | | 0.1 | | | | | | | |
| 3/2/2022 | 0.058 (J) | | | | | | | | |
| 3/7/2022 | | | | 0.14 | 0.18 | | 0.071 (J) | 0.12 | |
| 3/8/2022 | | | 1.2 | | | 0.13 | | | 0.057 (J) |
| 3/9/2022 | | 0.068 (J) | | | | | | | |
| 8/11/2022 | 0.069 (J) | | | | | | | | |
| 8/15/2022 | | | | 0.061 (J) | | 0.083 (J) | | | |
| 8/16/2022 | | 0.076 (J) | 1.4 | | 0.13 | | 0.041 (J) | 0.08 (J) | 0.041 (J) |
| 2/15/2023 | 0.063 (J) | 0.062 (J) | 0.78 | | 0.13 | | | | |
| 2/17/2023 | | | | | | | 0.081 (J) | | |
| 2/20/2023 | | | | | | | | | 0.046 (J) |
| 2/21/2023 | | | | 0.061 (J) | | 0.086 (J) | | 0.077 (J) | |
| 8/9/2023 | 0.096 (J) | 0.081 (J) | | | | | | | |
| 8/10/2023 | | | 0.73 | | | | | | |
| 8/14/2023 | | | | 0.05 (J) | 0.099 (J) | | 0.056 (J) | 0.064 (J) | <0.2 |
| 8/16/2023 | | | | | | 0.082 (J) | | | |
| 2/14/2024 | | | | 0.056 (J) | | | | | |
| 2/19/2024 | | <0.2 | | | | <0.1 | <0.2 | | |
| 2/20/2024 | | | 0.77 | | <0.2 | | | | |
| 2/21/2024 | <0.1 | | | | | | | <0.2 | <0.2 |
| 7/30/2024 | <0.1 | | | | | | | | |
| 7/31/2024 | | <0.2 | 0.72 | | | | | | |
| 8/5/2024 | | | | | | 0.048 (J) | | | <0.2 |
| 8/6/2024 | | | | 0.062 (J) | <0.2 | | <0.2 | 0.051 (J) | |
| 2/11/2025 | | | | | | | | | <0.2 |
| 2/13/2025 | <0.1 | | | | | | | | |
| 2/17/2025 | | | | | <0.2 | | <0.2 | | |
| 2/18/2025 | | <0.2 | | <0.1 | | <0.1 | | <0.2 | |
| 2/19/2025 | | | 0.66 | | | | | | |
| 8/13/2025 | 0.15 (J) | <0.2 | | | | | | | |
| 8/15/2025 | | | | | | | | | <0.2 |
| 8/18/2025 | | | | | 0.19 (J) | | | <0.2 | |
| 8/19/2025 | | | 0.43 | | | 0.11 (J) | <0.2 | | |
| 10/15/2025 | | | | 0.19 (J) | | | | | |
| 1/20/2026 | | | | | | | 0.11 (J) | | |
| 1/21/2026 | | | 0.55 | 0.15 (J) | 0.24 | 0.15 (J) | | 0.17 (J) | 0.16 (J) |
| 1/22/2026 | 0.13 (J) | 0.14 (J) | | | | | | | |

ND substitution: RL or RL/2 if <15% NDs.

# Time Series

Constituent: Fluoride (mg/L) Analysis Run 3/31/2026 4:41 AM

Plant Wansley Client: Southern Company Data: Wansley Landfill

| | GWC-17 | GWC-18 | GWC-19 | GWC-20 | GWC-21 | GWC-22 | GWC-23 | GWC-24 | GWC-25 |
|---|---|---|---|---|---|---|---|---|---|
| 3/28/2016 | | | | | | | | | 0.0542 (J) |
| 3/29/2016 | | | | | | | 0.0308 (J) | | |
| 3/30/2016 | 0.0422 (J) | 0.0362 (J) | 0.0369 (J) | 0.04 (J) | 0.0137 (J) | | | 0.0255 (J) | |
| 3/31/2016 | | | | | | 0.0429 (J) | | | |
| 5/25/2016 | 0.045 (J) | | | | | | 0.0285 (J) | 0.0182 (J) | |
| 5/26/2016 | | 0.038 (J) | 0.031 (J) | 0.041 (J) | 0.014 (J) | 0.048 (J) | | | 0.034 (J) |
| 7/25/2016 | | <0.1 | <0.2 | <0.2 | | | | | |
| 7/26/2016 | | | | | <0.2 | <0.2 | | | |
| 7/27/2016 | <0.2 | | | | | | <0.2 | <0.2 | <0.2 |
| 9/16/2016 | | | | | | | | <0.2 | |
| 9/19/2016 | <0.2 | <0.1 | <0.2 | | | | | | <0.2 |
| 9/20/2016 | | | | <0.2 | <0.2 | <0.2 | <0.2 | | |
| 11/15/2016 | | | | | | | | | <0.2 |
| 11/17/2016 | <0.2 | <0.1 | <0.2 | <0.2 | <0.2 | <0.2 | | | |
| 11/18/2016 | | | | | | | <0.2 | <0.2 | |
| 1/24/2017 | | | | | | | | | <0.2 |
| 2/1/2017 | <0.2 | <0.1 | | | | | | | |
| 2/2/2017 | | | <0.2 | <0.2 | <0.2 | | | | |
| 2/3/2017 | | | | | | <0.2 | <0.2 | <0.2 | |
| 3/23/2017 | | | | | | | | | <0.2 |
| 3/24/2017 | <0.2 | <0.1 | <0.2 | | | | | | |
| 3/28/2017 | | | | <0.2 | <0.2 | <0.2 | <0.2 | | |
| 3/29/2017 | | | | | | | | <0.2 | |
| 5/2/2017 | | | | | | | | | <0.2 |
| 5/3/2017 | <0.2 | <0.1 | <0.2 | | | <0.2 | | | |
| 5/4/2017 | | | | <0.2 | <0.2 | | <0.2 | <0.2 | |
| 10/4/2017 | <0.2 | | | | | | | | |
| 10/5/2017 | | <0.1 | <0.2 | | | <0.2 | <0.2 | <0.2 | <0.2 |
| 10/6/2017 | | | | <0.2 | <0.2 | | | | |
| 1/25/2018 | <0.2 | <0.1 | <0.2 | | | <0.2 | <0.2 | <0.2 | <0.2 |
| 1/26/2018 | | | | <0.2 | <0.2 | | | | |
| 6/20/2018 | | | | | <0.2 | <0.2 | <0.2 | | |
| 6/21/2018 | | <0.1 | <0.2 | <0.2 | | | | | |
| 6/26/2018 | <0.2 | | | | | | | | |
| 6/27/2018 | | | | | | | | <0.2 | <0.2 |
| 9/26/2018 | | | | | | | | | <0.2 |
| 9/27/2018 | | | <0.2 | <0.2 | <0.2 | | | | |
| 9/28/2018 | | <0.1 | | | | | | <0.2 | |
| 10/1/2018 | | | | | | <0.2 | <0.2 | | |
| 10/2/2018 | <0.2 | | | | | | | | |
| 1/24/2019 | <0.2 | | | | <0.2 | <0.2 | | | <0.2 |
| 1/25/2019 | | | | | | | <0.2 | | |
| 1/28/2019 | | <0.1 | <0.2 | <0.2 | | | | | |
| 1/31/2019 | | | | | | | | <0.2 | |
| 6/25/2019 | 0.051 (J) | | | 0.049 (J) | 0.032 (J) | 0.052 (J) | | | 0.033 (J) |
| 6/26/2019 | | | 0.046 (J) | | | | 0.042 (J) | 0.04 (J) | |
| 6/27/2019 | | 0.046 (J) | | | | | | | |
| 9/10/2019 | | | | | | <0.2 | | | |
| 9/11/2019 | 0.043 (J) | 0.036 (J) | | 0.039 (J) | <0.2 | | | <0.2 | 0.039 (J) |
| 9/12/2019 | | | 0.031 (J) | | | | 0.033 (J) | | |
| 3/12/2020 | | | | | | | | <0.2 | 0.032 (J) |
| 3/17/2020 | <0.2 | <0.1 | | | | | | | |

ND substitution: RL or RL/2 if <15% NDs.

# Time Series

Constituent: Fluoride (mg/L) Analysis Run 3/31/2026 4:41 AM

Plant Wansley Client: Southern Company Data: Wansley Landfill

| | GWC-17 | GWC-18 | GWC-19 | GWC-20 | GWC-21 | GWC-22 | GWC-23 | GWC-24 | GWC-25 |
|---|---|---|---|---|---|---|---|---|---|
| 3/18/2020 | | | 0.068 (J) | 0.048 (J) | 0.034 (J) | 0.056 (J) | 0.034 (J) | | |
| 9/10/2020 | | | | | | 0.043 (J) | 0.029 (J) | | |
| 9/14/2020 | 0.056 (J) | 0.033 (J) | | | | | | | 0.031 (J) |
| 9/15/2020 | | | <0.2 | 0.033 (J) | <0.2 | | | <0.2 | |
| 3/15/2021 | | | | | | 0.045 (J) | | | |
| 3/16/2021 | 0.034 (J) | 0.029 (J) | | 0.031 (J) | <0.2 | | | | |
| 3/17/2021 | | | <0.2 | | | | | | 0.03 (J) |
| 3/18/2021 | | | | | | | <0.2 | <0.2 | |
| 8/19/2021 | | | | | 0.48 (J) | 0.031 (J) | | 0.089 (J) | 0.11 |
| 8/20/2021 | 0.091 (J) | | | | | | | | |
| 8/23/2021 | | | | | | | 0.051 (J) | | |
| 8/24/2021 | | 0.083 (J) | 0.078 (J) | 0.077 (J) | | | | | |
| 3/7/2022 | | | | 0.07 (J) | 0.043 (J) | | | | |
| 3/8/2022 | 0.057 (J) | 0.058 (J) | 0.046 (J) | | | 0.054 (J) | | | 0.057 (J) |
| 3/9/2022 | | | | | | | 0.049 (J) | | |
| 3/10/2022 | | | | | | | | 0.037 (J) | |
| 8/10/2022 | | | | | | | | | 0.04 (J) |
| 8/11/2022 | 0.041 (J) | <0.1 | <0.2 | | | | | | |
| 8/16/2022 | | | | 0.041 (J) | <0.2 | | <0.2 | | |
| 8/17/2022 | | | | | | 0.049 (J) | | | |
| 8/18/2022 | | | | | | | | 0.041 (J) | |
| 2/14/2023 | | | | | | 0.057 (J) | | | |
| 2/16/2023 | | | | | | | | <0.2 | |
| 2/20/2023 | 0.046 (J) | <0.1 | | | | | | | |
| 2/21/2023 | | | <0.2 | | <0.2 | | <0.2 | | 0.041 (J) |
| 2/22/2023 | | | | <0.2 | | | | | |
| 8/9/2023 | | 0.042 (J) | <0.2 | 0.046 (J) | <0.2 | | | | |
| 8/10/2023 | 0.047 (J) | | | | | | | | |
| 8/14/2023 | | | | | | 0.044 (J) | | | |
| 8/15/2023 | | | | | | | <0.2 | | 0.045 (J) |
| 8/16/2023 | | | | | | | | <0.2 | |
| 2/14/2024 | | | | | | <0.2 | | | |
| 2/19/2024 | | | | | <0.2 | | <0.2 | | |
| 2/20/2024 | <0.2 | | | <0.2 | | | | | |
| 2/21/2024 | | <0.1 | <0.2 | | | | | | <0.2 |
| 2/22/2024 | | | | | | | | <0.2 | |
| 7/30/2024 | | | | | <0.2 | | <0.2 | | |
| 8/1/2024 | | | | | | | | | 0.042 (J) |
| 8/2/2024 | | | | <0.2 | | | | | |
| 8/6/2024 | | | <0.2 | | | <0.2 | | <0.2 | |
| 8/7/2024 | <0.2 | <0.1 | | | | | | | |
| 2/11/2025 | | | | | <0.2 | <0.2 | <0.2 | | |
| 2/13/2025 | <0.2 | <0.1 | | | | | | | |
| 2/14/2025 | | | <0.2 | <0.2 | | | | <0.2 | <0.2 |
| 8/12/2025 | | | | <0.2 | <0.2 | <0.2 | <0.2 | | |
| 8/13/2025 | <0.2 | 0.16 (J) | <0.2 | | | | | | <0.2 |
| 8/14/2025 | | | | | | | | <0.2 | |
| 1/20/2026 | | | | | 0.14 (J) | 0.15 (J) | | | |
| 1/21/2026 | 0.19 (J) | 0.089 (J) | 0.36 | 0.16 (J) | | | | 0.11 (J) | 0.19 (J) |
| 1/22/2026 | | | | | | | 0.12 (J) | | |

ND substitution: RL or RL/2 if <15% NDs.

# Time Series

Constituent: Fluoride (mg/L) Analysis Run 3/31/2026 4:41 AM

Plant Wansley Client: Southern Company Data: Wansley Landfill

| | GWC-26 | GWC-27 | GWC-30 | GWC-31 | GWC-32 | GWC-33 | GWC-34 | GWC-35 |
|---|---|---|---|---|---|---|---|---|
| 3/23/2016 | | 0.4759 | 0.0999 (J) | | 2.1209 | 2.8158 | | |
| 3/24/2016 | 0.0318 (J) | | | | | | 0.1653 (J) | 0.0396 (J) |
| 3/30/2016 | | | | 1.5245 | | | | |
| 5/20/2016 | | | 0.104 (J) | | | | | |
| 5/23/2016 | | | | | | | 0.155 (J) | 0.0343 (J) |
| 5/24/2016 | | 0.198 (J) | | | 2.71 | | | |
| 5/25/2016 | 0.0282 (J) | | | 1.65 | | | | |
| 7/21/2016 | | | 0.11 (J) | | | | 0.19 (J) | <0.2 |
| 7/22/2016 | | | | | 3.5 | | | |
| 7/26/2016 | <0.2 | 1.2 | | | | | | |
| 9/15/2016 | | | | | | | 0.16 (J) | <0.2 |
| 9/16/2016 | | | | | 3.5 | | | |
| 9/19/2016 | <0.2 | 0.64 | | | | | | |
| 9/20/2016 | | | 0.092 (J) | | | | | |
| 11/11/2016 | | 1.2 | | | | | | |
| 11/14/2016 | <0.2 | | <0.1 | | | | | |
| 11/15/2016 | | | | | 3.2 | | 0.14 (J) | <0.2 |
| 11/17/2016 | | | | | | 4.1 | | |
| 1/19/2017 | <0.2 | | | | | | | |
| 1/20/2017 | | 0.83 | | | | | | |
| 1/24/2017 | | | 0.094 (J) | | | | | |
| 1/25/2017 | | | | 1.4 | | 5.6 | 0.16 (J) | |
| 1/26/2017 | | | | | 3.9 | | | <0.2 |
| 3/16/2017 | <0.2 | 0.32 | | | | | | |
| 3/17/2017 | | | 0.084 (J) | | | | | |
| 3/22/2017 | | | | | | | 0.14 (J) | <0.2 |
| 3/23/2017 | | | | | | 3.1 | | |
| 3/24/2017 | | | | | 3.2 | | | |
| 4/28/2017 | | 0.83 | | | | | | |
| 5/1/2017 | <0.2 | | 0.092 (J) | | | 4.2 | 0.16 (J) | |
| 5/2/2017 | | | | | 3.5 | | | <0.2 |
| 7/19/2017 | | | | 1.6 | | 3.4 | | |
| 8/4/2017 | | | | | | 4 | | |
| 8/24/2017 | | | | | | 4.2 | | |
| 9/6/2017 | | | | <20 (o) | | <20 (o) | | |
| 10/3/2017 | | 0.18 (J) | | | | | 0.17 (J) | <0.2 |
| 10/4/2017 | <0.2 | | 0.091 (J) | | | | | |
| 10/5/2017 | | | | | | 3.9 | | |
| 10/6/2017 | | | | 1.6 | 3.5 | | | |
| 11/30/2017 | | | | | | 2.8 | | |
| 12/1/2017 | | | | | 3.4 | | | |
| 1/19/2018 | | 0.6 | | | | | | |
| 1/22/2018 | <0.2 | | | | | | | |
| 1/23/2018 | | | | 1.5 | 3.1 | 3.4 | 0.13 (J) | <0.2 |
| 1/24/2018 | | | <0.1 | | | | | |
| 6/19/2018 | | | | | | | | <0.2 |
| 6/20/2018 | | | | | | | 0.18 (J) | |
| 6/21/2018 | | | <0.1 | | | | | |
| 6/26/2018 | | | | | 2.6 | 2.1 | | |
| 6/27/2018 | <0.2 | 0.73 | | 1.6 | | | | |
| 9/27/2018 | <0.2 | 0.91 | | | | | | |
| 10/1/2018 | | | | | | | | <0.2 |

ND substitution: RL or RL/2 if <15% NDs.

# Time Series

Constituent: Fluoride (mg/L) Analysis Run 3/31/2026 4:41 AM

Plant Wansley Client: Southern Company Data: Wansley Landfill

| | GWC-26 | GWC-27 | GWC-30 | GWC-31 | GWC-32 | GWC-33 | GWC-34 | GWC-35 |
|---|---|---|---|---|---|---|---|---|
| 10/2/2018 | | | | | 2.4 | 2.1 | 0.18 (J) | |
| 10/3/2018 | | | 0.13 (J) | 1.7 | | | | |
| 1/21/2019 | | | | | | | | 0.031 (J) |
| 1/24/2019 | <0.2 | 0.039 (J) | | | | | | |
| 1/28/2019 | | | | | | | 0.19 (J) | |
| 1/30/2019 | | | 0.1 (J) | | 2.3 | 2.3 | | |
| 1/31/2019 | | | | 1.3 | | | | |
| 6/25/2019 | 0.047 (J) | | | | | | | |
| 6/26/2019 | | 0.85 | | 1.3 | | 2.4 | 0.11 (J) | 0.045 (J) |
| 6/27/2019 | | | 0.073 (J) | | 2 | | | |
| 9/10/2019 | | | 0.1 (J) | | | | | |
| 9/11/2019 | | | | | | | 0.15 | |
| 9/12/2019 | <0.2 | 0.18 | | | 2.8 | 2.4 | | 0.038 (J) |
| 3/11/2020 | | | 0.066 (J) | | | | 0.18 (J) | 0.035 (J) |
| 3/12/2020 | | 0.044 (J) | | | | 2.1 | | |
| 3/13/2020 | 0.026 (J) | | | | | | | |
| 3/17/2020 | | | | 1.2 | | | | |
| 3/18/2020 | | | | | 2.8 | | | |
| 9/9/2020 | | 0.8 | | | | | | |
| 9/10/2020 | | | 0.081 (J) | | | | | |
| 9/11/2020 | | | | 1.5 | | | 0.15 | 0.034 (J) |
| 9/15/2020 | <0.2 | | | | 2.2 | | | |
| 9/16/2020 | | | | | | 1.4 | | |
| 3/16/2021 | | | | 1.3 | | | 0.13 | 0.03 (J) |
| 3/17/2021 | <0.2 | | | | 2.3 | | | |
| 3/18/2021 | | 0.72 | 0.072 (J) | | | 2.1 | | |
| 8/18/2021 | | | | | | | | 0.11 |
| 8/19/2021 | 0.1 | | | | | | | |
| 8/23/2021 | | 0.27 | 0.12 | | | | | |
| 8/24/2021 | | | | | 2.1 | 1.1 | 0.22 | |
| 8/25/2021 | | | | 1.5 | | | | |
| 3/2/2022 | | | 0.047 (J) | | | | 0.086 (J) | <0.2 |
| 3/8/2022 | | 0.5 | | | | | | |
| 3/9/2022 | 0.049 (J) | | | | 1.9 | 2.1 | | |
| 3/10/2022 | | | | 1.5 | | | | |
| 8/10/2022 | <0.2 | 0.67 | 0.075 (J) | | 2.1 | | 0.14 | |
| 8/15/2022 | | | | | | 2.3 | | 0.044 (J) |
| 8/16/2022 | | | | 1.5 | | | | |
| 2/14/2023 | | | 0.091 (J) | | | | | |
| 2/15/2023 | | | | | 2.3 | | | |
| 2/20/2023 | | 0.16 | | | | 2.4 | 0.13 | <0.2 |
| 2/21/2023 | <0.2 | | | | | | | |
| 2/22/2023 | | | | 1.3 | | | | |
| 8/15/2023 | | 0.61 | | | 2 | 2 | | |
| 8/16/2023 | 0.04 (J) | | 0.073 (J) | 1.5 | | | 0.15 | 0.046 (J) |
| 2/20/2024 | <0.2 | 0.49 | | | 2.5 | 2.1 | | |
| 2/21/2024 | | | <0.1 | 1.5 | | | | |
| 2/22/2024 | | | | | | | <0.1 | <0.2 |
| 7/30/2024 | | 0.64 | | | | | | |
| 7/31/2024 | | | | | | 2 | | |
| 8/2/2024 | <0.2 | | | | | | | |
| 8/5/2024 | | | 0.042 (J) | | | | 0.1 | <0.2 |

ND substitution: RL or RL/2 if <15% NDs.

# Time Series

Constituent: Fluoride (mg/L) Analysis Run 3/31/2026 4:41 AM

Plant Wansley Client: Southern Company Data: Wansley Landfill

| | GWC-26 | GWC-27 | GWC-30 | GWC-31 | GWC-32 | GWC-33 | GWC-34 | GWC-35 |
|---|---|---|---|---|---|---|---|---|
| 8/6/2024 | | | | | 0.69 | | | |
| 2/11/2025 | | 0.34 | | | | | | |
| 2/13/2025 | <0.2 | | <0.1 | | | | <0.1 | |
| 2/18/2025 | | | | 1.3 | | | | <0.2 |
| 2/19/2025 | | | | | 2.2 | 1.7 | | |
| 8/13/2025 | <0.2 | 0.58 | | | | | | |
| 8/14/2025 | | | 0.12 (J) | | 2.2 | | 0.15 (J) | <0.2 |
| 8/15/2025 | | | | 1.5 | | | | |
| 8/19/2025 | | | | | | 2.1 | | |
| 1/21/2026 | | 0.53 | 0.21 | | 1.9 | | | |
| 1/22/2026 | 0.15 (J) | | | | | 2.4 | 0.24 | 0.3 |

ND substitution: RL or RL/2 if <15% NDs.

# Time Series

Constituent: Lead (mg/L) Analysis Run 3/31/2026 4:41 AM

Plant Wansley Client: Southern Company Data: Wansley Landfill

| | GWA-1 (bg) | GWA-2 (bg) | GWA-3 (bg) | GWA-4 (bg) | GWA-28 (bg) | GWA-29 (bg) | GWC-5 | GWC-6 | GWC-7 |
|---|---|---|---|---|---|---|---|---|---|
| 8/31/2011 | | | <0.001 | <0.001 | | | <0.001 | <0.001 | |
| 9/7/2011 | | | | | | | | | <0.001 |
| 9/16/2011 | <0.001 | | | | <0.001 | | | | |
| 9/17/2011 | | <0.001 | | | | <0.001 | | | |
| 10/27/2011 | <0.001 | <0.001 | | <0.001 | | | <0.001 | | |
| 10/28/2011 | | | | | <0.001 | <0.001 | | | |
| 10/30/2011 | | | | | | | | <0.001 | <0.001 |
| 12/5/2011 | | | | | | | <0.001 | <0.001 | <0.001 |
| 12/12/2011 | | | | | <0.001 | <0.001 | | | |
| 12/13/2011 | <0.001 | | | | | | | | |
| 12/14/2011 | | <0.001 | | <0.001 | | | | | |
| 1/25/2012 | | | | | <0.001 | | <0.001 | <0.001 | <0.001 |
| 1/31/2012 | <0.001 | | | | | <0.001 | | | |
| 2/1/2012 | | | | <0.001 | | | | | |
| 2/7/2012 | | <0.001 | | | | | | | |
| 7/16/2012 | | | | | <0.001 | | | | |
| 7/17/2012 | | | | | | <0.001 | | | |
| 7/18/2012 | <0.001 | | | | | | <0.001 | | <0.001 |
| 7/23/2012 | | <0.001 | | <0.001 | | | | | |
| 7/24/2012 | | | | | | | | <0.001 | |
| 1/7/2013 | | | | | | | | | <0.001 |
| 1/8/2013 | | | | | | | | <0.001 | |
| 1/9/2013 | | | | | | | <0.001 | | |
| 1/23/2013 | | <0.001 | | <0.001 | | | | | |
| 1/24/2013 | <0.001 | | | | <0.001 | <0.001 | | | |
| 7/9/2013 | | | | | | | | <0.001 | <0.001 |
| 7/17/2013 | <0.001 | | | <0.001 | | | <0.001 | | |
| 7/23/2013 | | | | | <0.001 | | | | |
| 7/24/2013 | | <0.001 | | | | <0.001 | | | |
| 1/14/2014 | | | | | | | | | <0.001 |
| 1/15/2014 | | | | <0.001 | | | <0.001 | <0.001 | |
| 1/21/2014 | <0.001 | | | | | | | | |
| 1/22/2014 | | <0.001 | | | <0.001 | <0.001 | | | |
| 6/24/2014 | | | | | | | | | <0.001 |
| 6/25/2014 | <0.001 | | <0.001 | <0.001 | | | <0.001 | <0.001 | |
| 7/1/2014 | | <0.001 | | | <0.001 | | | | |
| 7/8/2014 | | | | | | <0.001 | | | |
| 1/13/2015 | | | | | | | <0.001 | | |
| 1/14/2015 | <0.001 | | | <0.001 | | | | | |
| 1/20/2015 | | | | | | | | <0.001 | <0.001 |
| 1/21/2015 | | | | | <0.001 | <0.001 | | | |
| 1/22/2015 | | <0.001 | | | | | | | |
| 7/21/2015 | <0.001 | | <0.001 | <0.001 | <0.001 | | | | |
| 7/22/2015 | | <0.001 | | | | <0.001 | | | |
| 7/24/2015 | | | | | | | <0.001 | <0.001 | |
| 7/27/2015 | | | | | | | | | <0.001 |
| 1/19/2016 | | | | | | <0.001 | | | |
| 1/20/2016 | | <0.001 | | <0.001 | | | <0.001 | <0.001 | |
| 1/21/2016 | <0.001 | | | | | | | | |
| 1/22/2016 | | | | | <0.001 | | | | |
| 1/26/2016 | | | | | | | | | <0.001 |
| 3/22/2016 | | | | | <0.001 | <0.001 | | | |

ND substitution: RL or RL/2 if <15% NDs.

# Time Series

Constituent: Lead (mg/L) Analysis Run 3/31/2026 4:41 AM

Plant Wansley Client: Southern Company Data: Wansley Landfill

| | GWA-1 (bg) | GWA-2 (bg) | GWA-3 (bg) | GWA-4 (bg) | GWA-28 (bg) | GWA-29 (bg) | GWC-5 | GWC-6 | GWC-7 |
|---|---|---|---|---|---|---|---|---|---|
| 3/23/2016 | <0.001 | <0.001 | | <0.001 | | | | | |
| 3/28/2016 | | | | | | | <0.001 | <0.001 | |
| 3/29/2016 | | | | | | | | | <0.001 |
| 3/31/2016 | | | <0.001 | | | | | | |
| 5/19/2016 | | | | <0.001 | | <0.001 | | | |
| 5/20/2016 | <0.001 | | | | | | | | |
| 5/23/2016 | | | | | <0.001 | | <0.001 | | |
| 5/24/2016 | | <0.001 | | | | | | <0.001 | <0.001 |
| 5/25/2016 | | | <0.001 | | | | | | |
| 7/21/2016 | <0.001 | | | <0.001 | | <0.001 | <0.001 | <0.001 | |
| 7/22/2016 | | | | | | | | | <0.001 |
| 7/25/2016 | | | | | <0.001 | | | | |
| 7/26/2016 | | <0.001 | | | | | | | |
| 7/27/2016 | | | <0.001 | | | | | | |
| 9/14/2016 | | | | <0.001 | | | | | |
| 9/15/2016 | <0.001 | | | | <0.001 | | <0.001 | <0.001 | <0.001 |
| 9/16/2016 | | <0.001 | | | | | | | |
| 11/9/2016 | | | | | <0.001 | | | | |
| 11/10/2016 | | <0.001 | | <0.001 | | | | | |
| 11/11/2016 | <0.001 | | | | | | | | |
| 11/15/2016 | | | | | | | <0.001 | | |
| 11/16/2016 | | | | | | | | <0.001 | <0.001 |
| 1/17/2017 | | | | <0.001 | <0.001 | <0.001 | | | |
| 1/19/2017 | <0.001 | <0.001 | | | | | | | |
| 1/26/2017 | | | | | | | <0.001 | <0.001 | <0.001 |
| 3/15/2017 | | | | | | <0.001 | | | |
| 3/16/2017 | <0.001 | | | <0.001 | <0.001 | | | | |
| 3/17/2017 | | <0.001 | | | | | | | |
| 3/22/2017 | | | | | | | <0.001 | <0.001 | <0.001 |
| 4/27/2017 | | | | <0.001 | <0.001 | <0.001 | | | |
| 4/28/2017 | <0.001 | <0.001 | | | | | | | |
| 5/2/2017 | | | | | | | <0.001 | <0.001 | <0.001 |
| 7/18/2017 | | | | | | <0.001 | | | |
| 8/1/2017 | | | <0.001 | | <0.001 | <0.001 | | | |
| 8/2/2017 | | <0.001 | | <0.001 | | | | | |
| 8/3/2017 | <0.001 | | | | | | <0.001 | <0.001 | |
| 8/4/2017 | | | | | | | | | <0.001 |
| 10/3/2017 | | | <0.001 | | | | | | |
| 1/19/2018 | <0.001 | <0.001 | | | <0.001 | <0.001 | | | |
| 1/22/2018 | | | | <0.001 | | | | | |
| 1/23/2018 | | | | | | | <0.001 | <0.001 | <0.001 |
| 6/19/2018 | <0.001 | <0.001 | | <0.001 | <0.001 | <0.001 | | | |
| 6/20/2018 | | | <0.001 | | | | | | |
| 6/25/2018 | | | | | | | <0.001 | <0.001 | <0.001 |
| 1/17/2019 | <0.001 | <0.001 | | <0.001 | | | | | |
| 1/18/2019 | | | 0.00011 (J) | | | <0.001 | | | |
| 1/21/2019 | | | | | <0.001 | | | | <0.001 |
| 1/30/2019 | | | | | | | 0.00014 (J) | <0.001 | |
| 6/24/2019 | <0.001 | <0.001 | | <0.001 | | | | | |
| 6/25/2019 | | | <0.001 | | <0.001 | 0.00029 (J) | | | <0.001 |
| 6/26/2019 | | | | | | | <0.001 | <0.001 | |
| 9/9/2019 | <0.001 | | | | | | | | |

ND substitution: RL or RL/2 if <15% NDs.

# Time Series

Constituent: Lead (mg/L) Analysis Run 3/31/2026 4:41 AM

Plant Wansley Client: Southern Company Data: Wansley Landfill

| | GWA-1 (bg) | GWA-2 (bg) | GWA-3 (bg) | GWA-4 (bg) | GWA-28 (bg) | GWA-29 (bg) | GWC-5 | GWC-6 | GWC-7 |
|---|---|---|---|---|---|---|---|---|---|
| 9/10/2019 | | 0.00014 (J) | | <0.001 | <0.001 | 0.00028 (J) | | | <0.001 |
| 9/11/2019 | | | 0.00017 (J) | | | | | | |
| 9/12/2019 | | | | | | | <0.001 | <0.001 | |
| 3/10/2020 | <0.001 | <0.001 | 0.002 | <0.001 | <0.001 | <0.001 | | | |
| 3/12/2020 | | | | | | | | | <0.001 |
| 3/16/2020 | | | | | | | <0.001 | <0.001 | |
| 9/9/2020 | <0.001 | | 0.00014 (J) | <0.001 | 0.00024 (J) | 0.00013 (J) | <0.001 | | |
| 9/10/2020 | | <0.001 | | | | | | | |
| 9/11/2020 | | | | | | | | <0.001 | |
| 9/14/2020 | | | | | | | | | <0.001 |
| 3/15/2021 | <0.001 | <0.001 | <0.001 | <0.001 | <0.001 | 0.00013 (J) | | | |
| 3/16/2021 | | | | | | | | | <0.001 |
| 3/17/2021 | | | | | | | <0.001 | <0.001 | |
| 8/16/2021 | <0.001 | | | | <0.001 | | | | |
| 8/18/2021 | | <0.001 | <0.001 | 0.00031 (J) | | 0.00021 (J) | | <0.001 | |
| 8/19/2021 | | | | | | | <0.001 | | <0.001 |
| 2/28/2022 | <0.001 | | | | | | | | |
| 3/1/2022 | | <0.001 | <0.001 | <0.001 | <0.001 | | | | |
| 3/2/2022 | | | | | | <0.001 | <0.001 | <0.001 | <0.001 |
| 8/9/2022 | <0.001 | 0.0002 (J) | <0.001 | <0.001 | <0.001 | <0.001 | | | |
| 8/11/2022 | | | | | | | <0.001 | <0.001 | <0.001 |
| 2/13/2023 | | | | | | <0.001 | | | |
| 2/14/2023 | <0.001 | <0.001 | <0.001 | <0.001 | <0.001 | | | | |
| 2/20/2023 | | | | | | | <0.001 | <0.001 | |
| 2/21/2023 | | | | | | | | | 0.00036 (J) |
| 8/8/2023 | | | <0.001 | | | <0.001 | | | |
| 8/9/2023 | <0.001 | <0.001 | | <0.001 | <0.001 | | | | <0.001 |
| 8/14/2023 | | | | | | | <0.001 | <0.001 | |
| 2/13/2024 | <0.001 | | | | | | | | |
| 2/14/2024 | | 0.0012 | | <0.001 | <0.001 | 0.00021 (J) | <0.001 | <0.001 | |
| 2/21/2024 | | | | | | | | | <0.001 |
| 7/29/2024 | | | | <0.001 | <0.001 | | | | |
| 7/30/2024 | 0.00021 (J) | <0.001 | | | | <0.001 | | | |
| 7/31/2024 | | | <0.001 | | | | <0.001 | | |
| 8/1/2024 | | | | | | | | <0.001 | <0.001 |
| 2/10/2025 | | | | <0.001 | <0.001 | | | | |
| 2/11/2025 | <0.001 | <0.001 | | | | <0.001 | | | |
| 2/13/2025 | | | | | | | | | <0.001 |
| 2/14/2025 | | | | | | | <0.001 | | |
| 2/18/2025 | | | | | | | | <0.001 | |
| 8/12/2025 | <0.001 | <0.001 | | <0.001 | <0.001 | <0.001 | | | |
| 8/13/2025 | | | <0.001 | | | | | | |
| 8/15/2025 | | | | | | | | <0.001 | |
| 8/18/2025 | | | | | | | <0.001 | | <0.001 |
| 1/20/2026 | <0.001 | <0.001 | | <0.001 | <0.001 | <0.001 | | <0.001 | |
| 1/21/2026 | | | <0.001 | | | | <0.001 | | |
| 1/22/2026 | | | | | | | | | <0.001 |

ND substitution: RL or RL/2 if <15% NDs.

# Time Series

Constituent: Lead (mg/L) Analysis Run 3/31/2026 4:41 AM

Plant Wansley Client: Southern Company Data: Wansley Landfill

| | GWC-8 | GWC-9 | GWC-10 | GWC-11 | GWC-12 | GWC-13 | GWC-14 | GWC-15 | GWC-16 |
|---|---|---|---|---|---|---|---|---|---|
| 8/30/2011 | | | | | | | | | <0.001 |
| 9/7/2011 | <0.001 | <0.001 | | | | | | | |
| 9/13/2011 | | | | <0.001 | <0.001 | <0.001 | <0.001 | | |
| 9/16/2011 | | | | | | | | <0.001 | |
| 10/26/2011 | | | | | | | | | <0.001 |
| 10/27/2011 | | | | | | | <0.001 | <0.001 | |
| 10/28/2011 | | | | <0.001 | <0.001 | <0.001 | | | |
| 10/30/2011 | <0.001 | <0.001 | | | | | | | |
| 12/3/2011 | | | | | | | <0.001 | <0.001 | <0.001 |
| 12/4/2011 | | <0.001 | | <0.001 | <0.001 | <0.001 | | | |
| 12/5/2011 | <0.001 | | | | | | | | |
| 1/19/2012 | <0.001 | <0.001 | | | | | | | |
| 1/24/2012 | | | | | <0.001 | <0.001 | <0.001 | | |
| 1/25/2012 | | | | | | | | | <0.001 |
| 2/9/2012 | | | | <0.001 | | | | <0.001 | |
| 7/11/2012 | | | | | <0.001 | <0.001 | <0.001 | <0.001 | <0.001 |
| 7/18/2012 | <0.001 | <0.001 | | <0.001 | | | | | |
| 1/7/2013 | <0.001 | | | | | | | | |
| 1/8/2013 | | <0.001 | | <0.001 | <0.001 | <0.001 | <0.001 | <0.001 | <0.001 |
| 7/2/2013 | | | | | | | | <0.001 | <0.001 |
| 7/9/2013 | <0.001 | <0.001 | | <0.001 | | | | | |
| 7/10/2013 | | | | | <0.001 | <0.001 | <0.001 | | |
| 1/14/2014 | <0.001 | <0.001 | | | | | | | <0.001 |
| 1/15/2014 | | | | <0.001 | | | | | |
| 1/21/2014 | | | | | <0.001 | <0.001 | <0.001 | <0.001 | |
| 6/24/2014 | <0.001 | <0.001 | | | | | | <0.001 | |
| 6/25/2014 | | | | <0.001 | | | | | <0.001 |
| 7/1/2014 | | | | | <0.001 | <0.001 | <0.001 | | |
| 1/13/2015 | | | | | | | | | <0.001 |
| 1/14/2015 | | | | | | | <0.001 | <0.001 | |
| 1/20/2015 | <0.001 | <0.001 | | | | | | | |
| 1/21/2015 | | | | <0.001 | <0.001 | <0.001 | | | |
| 7/22/2015 | | | | | | | <0.001 | <0.001 | <0.001 |
| 7/27/2015 | <0.001 | <0.001 | | | | | | | |
| 7/28/2015 | | | | <0.001 | <0.001 | <0.001 | | | |
| 1/25/2016 | | | <0.001 | | | | | | |
| 1/26/2016 | <0.001 | <0.001 | | <0.001 | <0.001 | | | | |
| 1/27/2016 | | | | | | <0.001 | <0.001 | <0.001 | <0.001 |
| 3/29/2016 | <0.001 | <0.001 | | <0.001 | <0.001 | <0.001 | | | |
| 3/30/2016 | | | <0.001 | | | | <0.001 | <0.001 | <0.001 |
| 5/24/2016 | <0.001 | <0.001 | | | | | | | |
| 5/25/2016 | | | <0.001 | <0.001 | <0.001 | <0.001 | <0.001 | <0.001 | <0.001 |
| 7/22/2016 | | | | | <0.001 | | | | |
| 7/25/2016 | | <0.001 | | <0.001 | | | | | |
| 7/26/2016 | <0.001 | | | | | <0.001 | <0.001 | <0.001 | |
| 7/27/2016 | | | 0.0013 | | | | | | <0.001 |
| 9/15/2016 | | | | | <0.001 | <0.001 | <0.001 | | |
| 9/16/2016 | | | <0.001 | | | | | | <0.001 |
| 9/19/2016 | <0.001 | <0.001 | | <0.001 | | | | | |
| 9/20/2016 | | | | | | | | <0.001 | |
| 11/16/2016 | <0.001 | <0.001 | | <0.001 | <0.001 | | | | |
| 11/17/2016 | | | <0.001 | | | <0.001 | <0.001 | <0.001 | <0.001 |

ND substitution: RL or RL/2 if <15% NDs.

# Time Series

Constituent: Lead (mg/L) Analysis Run 3/31/2026 4:41 AM

Plant Wansley Client: Southern Company Data: Wansley Landfill

| | GWC-8 | GWC-9 | GWC-10 | GWC-11 | GWC-12 | GWC-13 | GWC-14 | GWC-15 | GWC-16 |
|---|---|---|---|---|---|---|---|---|---|
| 1/26/2017 | <0.001 | | | | | | | | |
| 1/31/2017 | | <0.001 | | <0.001 | <0.001 | <0.001 | | | |
| 2/1/2017 | | | <0.001 | | | | <0.001 | <0.001 | <0.001 |
| 3/23/2017 | <0.001 | <0.001 | | <0.001 | <0.001 | <0.001 | <0.001 | <0.001 | |
| 3/24/2017 | | | <0.001 | | | | | | <0.001 |
| 5/2/2017 | | <0.001 | | <0.001 | | | | | |
| 5/3/2017 | <0.001 | | <0.001 | | <0.001 | <0.001 | <0.001 | <0.001 | <0.001 |
| 8/4/2017 | | | | | | <0.001 | | <0.001 | |
| 8/7/2017 | <0.001 | <0.001 | | <0.001 | <0.001 | | <0.001 | | <0.001 |
| 8/8/2017 | | | <0.001 | | | | | | |
| 1/24/2018 | <0.001 | <0.001 | | <0.001 | <0.001 | | | | |
| 1/25/2018 | | | <0.001 | | | <0.001 | <0.001 | <0.001 | <0.001 |
| 6/20/2018 | | | | <0.001 | | <0.001 | <0.001 | <0.001 | <0.001 |
| 6/21/2018 | 0.00036 (J) | <0.001 | <0.001 | | | | | | |
| 6/26/2018 | | | | | <0.001 | | | | |
| 1/22/2019 | <0.001 | <0.001 | | | | <0.001 | <0.001 | <0.001 | |
| 1/24/2019 | | | | <0.001 | | | | | |
| 1/25/2019 | | | | | <0.001 | | | | <0.001 |
| 1/31/2019 | | | 0.00013 (J) | | | | | | |
| 6/25/2019 | <0.001 | <0.001 | | | | <0.001 | <0.001 | <0.001 | <0.001 |
| 6/26/2019 | | | <0.001 | <0.001 | <0.001 | | | | |
| 9/10/2019 | <0.001 | | | | | | | | |
| 9/11/2019 | | | | | <0.001 | | | | <0.001 |
| 9/12/2019 | | | | | | <0.001 | <0.001 | | |
| 9/16/2019 | | <0.001 | | <0.001 | | | | | |
| 9/17/2019 | | | 0.00014 (J) | | | | | <0.001 | |
| 3/12/2020 | 0.00028 (J) | | | | | <0.001 | | | |
| 3/16/2020 | | 0.00025 (J) | | 0.00037 (J) | | | | 0.00014 (J) | |
| 3/17/2020 | | | 0.00015 (J) | | | | <0.001 | | <0.001 |
| 3/18/2020 | | | | | 0.0002 (J) | | | | |
| 9/10/2020 | | | 0.0022 | 0.00023 (J) | <0.001 | <0.001 | <0.001 | <0.001 | |
| 9/11/2020 | | <0.001 | | | | | | | <0.001 |
| 9/14/2020 | <0.001 | | | | | | | | |
| 12/2/2020 | | | <0.001 | | | | | | |
| 3/16/2021 | <0.001 | <0.001 | | | <0.001 | | | | |
| 3/17/2021 | | | | <0.001 | | <0.001 | <0.001 | | <0.001 |
| 3/18/2021 | | | 0.00013 (J) | | | | | <0.001 | |
| 8/19/2021 | | | | | <0.001 | | | | |
| 8/20/2021 | 0.00031 (J) | | <0.001 | | | | | | <0.001 |
| 8/23/2021 | | | | <0.001 | | <0.001 | <0.001 | | |
| 8/24/2021 | | | | | | | | <0.001 | |
| 8/25/2021 | | <0.001 | | | | | | | |
| 3/2/2022 | <0.001 | | | | | | | | |
| 3/7/2022 | | | | <0.001 | <0.001 | | <0.001 | <0.001 | |
| 3/8/2022 | | | <0.001 | | | <0.001 | | | <0.001 |
| 3/9/2022 | | <0.001 | | | | | | | |
| 8/11/2022 | <0.001 | | | | | | | | |
| 8/15/2022 | | | | <0.001 | | <0.001 | | | |
| 8/16/2022 | | <0.001 | <0.001 | | <0.001 | | <0.001 | <0.001 | <0.001 |
| 2/15/2023 | <0.001 | <0.001 | <0.001 | | <0.001 | | | | |
| 2/17/2023 | | | | | | | <0.001 | | |
| 2/20/2023 | | | | | | | | | 0.00025 (J) |

ND substitution: RL or RL/2 if <15% NDs.

# Time Series

Constituent: Lead (mg/L) Analysis Run 3/31/2026 4:41 AM

Plant Wansley Client: Southern Company Data: Wansley Landfill

| | GWC-8 | GWC-9 | GWC-10 | GWC-11 | GWC-12 | GWC-13 | GWC-14 | GWC-15 | GWC-16 |
|---|---|---|---|---|---|---|---|---|---|
| 2/21/2023 | | | | 0.00039 (J) | | 0.00037 (J) | | 0.00025 (J) | |
| 8/9/2023 | <0.001 | <0.001 | | | | | | | |
| 8/10/2023 | | | <0.001 | | | | | | |
| 8/14/2023 | | | | <0.001 | <0.001 | | <0.001 | <0.001 | <0.001 |
| 8/16/2023 | | | | | | <0.001 | | | |
| 2/14/2024 | | | | <0.001 | | | | | |
| 2/19/2024 | | <0.001 | | | | <0.001 | <0.001 | | |
| 2/20/2024 | | | <0.001 | | <0.001 | | | | |
| 2/21/2024 | <0.001 | | | | | | | <0.001 | <0.001 |
| 7/30/2024 | <0.001 | | | | | | | | |
| 7/31/2024 | | <0.001 | <0.001 | | | | | | |
| 8/5/2024 | | | | | | <0.001 | | | <0.001 |
| 8/6/2024 | | | | <0.001 | <0.001 | | <0.001 | <0.001 | |
| 2/11/2025 | | | | | | | | | <0.001 |
| 2/13/2025 | <0.001 | | | | | | | | |
| 2/17/2025 | | | | | <0.001 | | <0.001 | | |
| 2/18/2025 | | <0.001 | | 0.0022 | | <0.001 | | <0.001 | |
| 2/19/2025 | | | <0.001 | | | | | | |
| 4/16/2025 | | | | <0.001 (R) | | | | | |
| 8/13/2025 | <0.001 | <0.001 | | | | | | | |
| 8/15/2025 | | | | | | | | | <0.001 |
| 8/18/2025 | | | | <0.001 | <0.001 | | | <0.001 | |
| 8/19/2025 | | | <0.001 | | | <0.001 | <0.001 | | |
| 1/20/2026 | | | | | | | <0.001 | | |
| 1/21/2026 | | | <0.001 | <0.001 | <0.001 | <0.001 | | <0.001 | <0.001 |
| 1/22/2026 | <0.001 | <0.001 | | | | | | | |

ND substitution: RL or RL/2 if <15% NDs.

# Time Series

Constituent: Lead (mg/L) Analysis Run 3/31/2026 4:41 AM

Plant Wansley Client: Southern Company Data: Wansley Landfill

| | GWC-17 | GWC-18 | GWC-19 | GWC-20 | GWC-21 | GWC-22 | GWC-23 | GWC-24 | GWC-25 |
|---|---|---|---|---|---|---|---|---|---|
| 8/30/2011 | <0.001 | <0.001 | <0.001 | | | | | | |
| 8/31/2011 | | | | <0.001 | <0.001 | | | | |
| 9/15/2011 | | | | | | <0.001 | | | |
| 9/16/2011 | | | | | | | <0.001 | | |
| 9/17/2011 | | | | | | | | | <0.001 |
| 10/26/2011 | <0.001 | <0.001 | <0.001 | | | | | | |
| 10/27/2011 | | | | <0.001 | <0.001 | | | | |
| 10/29/2011 | | | | | | <0.001 | <0.001 | | |
| 10/31/2011 | | | | | | | | | <0.001 |
| 12/3/2011 | <0.001 | <0.001 | <0.001 | | | | | | |
| 12/4/2011 | | | | <0.001 | <0.001 | | | | |
| 12/13/2011 | | | | | | <0.001 | <0.001 | | |
| 12/14/2011 | | | | | | | | | <0.001 |
| 1/25/2012 | <0.001 | | | | | <0.001 | | | |
| 1/31/2012 | | | | | | | <0.001 | | |
| 2/7/2012 | | | | | | | | | <0.001 |
| 2/8/2012 | | | <0.001 | <0.001 | <0.001 | | | | |
| 2/9/2012 | | <0.001 | | | | | | | |
| 7/11/2012 | <0.001 | <0.001 | <0.001 | <0.001 | | | | | |
| 7/17/2012 | | | | | <0.001 | | | | <0.001 |
| 7/18/2012 | | | | | | <0.001 | <0.001 | | |
| 1/8/2013 | <0.001 | <0.001 | <0.001 | <0.001 | | | | | |
| 1/9/2013 | | | | | <0.001 | | | | |
| 1/22/2013 | | | | | | <0.001 | <0.001 | | |
| 7/16/2013 | <0.001 | <0.001 | <0.001 | <0.001 | <0.001 | <0.001 | | | |
| 7/23/2013 | | | | | | | <0.001 | | |
| 7/24/2013 | | | | | | | | | <0.001 |
| 1/14/2014 | <0.001 | <0.001 | | | | | | | |
| 1/21/2014 | | | <0.001 | <0.001 | <0.001 | <0.001 | | | |
| 1/22/2014 | | | | | | | <0.001 | | |
| 1/23/2014 | | | | | | | | | <0.001 |
| 6/24/2014 | | <0.001 | <0.001 | <0.001 | <0.001 | | | | |
| 6/25/2014 | <0.001 | | | | | <0.001 | | | |
| 7/1/2014 | | | | | | | <0.001 | | |
| 7/8/2014 | | | | | | | | <0.001 | <0.001 |
| 1/13/2015 | | 0.0026 (JO) | <0.001 | <0.001 | <0.001 | | | | |
| 1/14/2015 | <0.001 | | | | | <0.001 | | | |
| 1/21/2015 | | | | | | | | | <0.001 |
| 1/22/2015 | | | | | | | <0.001 | | |
| 7/23/2015 | | <0.001 | <0.001 | <0.001 | <0.001 | <0.001 | | | |
| 7/28/2015 | <0.001 | | | | | | | | |
| 7/29/2015 | | | | | | | <0.001 | | |
| 7/30/2015 | | | | | | | | | <0.001 |
| 7/31/2015 | | | | | | | | <0.001 | |
| 1/20/2016 | | | | | | | | <0.001 | |
| 1/21/2016 | | | | | | | <0.001 | | <0.001 |
| 1/26/2016 | | | | | <0.001 | <0.001 | | | |
| 1/27/2016 | <0.001 | <0.001 | <0.001 | <0.001 | | | | | |
| 3/28/2016 | | | | | | | | | <0.001 |
| 3/29/2016 | | | | | | | <0.001 | | |
| 3/30/2016 | <0.001 | <0.001 | <0.001 | <0.001 | <0.001 | | | <0.001 | |
| 3/31/2016 | | | | | | <0.001 | | | |

ND substitution: RL or RL/2 if <15% NDs.

# Time Series

Constituent: Lead (mg/L) Analysis Run 3/31/2026 4:41 AM

Plant Wansley Client: Southern Company Data: Wansley Landfill

| | GWC-17 | GWC-18 | GWC-19 | GWC-20 | GWC-21 | GWC-22 | GWC-23 | GWC-24 | GWC-25 |
|---|---|---|---|---|---|---|---|---|---|
| 5/25/2016 | <0.001 | | | | | | <0.001 | <0.001 | <0.001 |
| 5/26/2016 | | <0.001 | <0.001 | <0.001 | <0.001 | <0.001 | | | |
| 7/25/2016 | | <0.001 | <0.001 | <0.001 | | | | | |
| 7/26/2016 | | | | | <0.001 | <0.001 | | | |
| 7/27/2016 | <0.001 | | | | | | <0.001 | <0.001 | <0.001 |
| 9/16/2016 | | | | | | | | <0.001 | |
| 9/19/2016 | <0.001 | <0.001 | <0.001 | | | | | | <0.001 |
| 9/20/2016 | | | | <0.001 | <0.001 | <0.001 | <0.001 | | |
| 11/15/2016 | | | | | | | | | <0.001 |
| 11/17/2016 | <0.001 | <0.001 | <0.001 | <0.001 | <0.001 | <0.001 | | | |
| 11/18/2016 | | | | | | | <0.001 | <0.001 | |
| 1/24/2017 | | | | | | | | | <0.001 |
| 2/1/2017 | 0.0009 (J) | <0.001 | | | | | | | |
| 2/2/2017 | | | <0.001 | <0.001 | <0.001 | | | | |
| 2/3/2017 | | | | | | <0.001 | <0.001 | <0.001 | |
| 3/23/2017 | | | | | | | | | <0.001 |
| 3/24/2017 | <0.001 | <0.001 | <0.001 | | | | | | |
| 3/28/2017 | | | | <0.001 | <0.001 | <0.001 | <0.001 | | |
| 3/29/2017 | | | | | | | | <0.001 | |
| 5/2/2017 | | | | | | | | | 0.0021 (O) |
| 5/3/2017 | <0.001 | <0.001 | 0.0013 | | | <0.001 | | | |
| 5/4/2017 | | | | <0.001 | <0.001 | | <0.001 | <0.001 | |
| 8/3/2017 | | | | | | | | | <0.001 |
| 8/7/2017 | <0.001 | <0.001 | <0.001 | <0.001 | <0.001 | | | | |
| 8/8/2017 | | | | | | <0.001 | <0.001 | <0.001 | |
| 1/25/2018 | <0.001 | <0.001 | <0.001 | | | <0.001 | <0.001 | <0.001 | <0.001 |
| 1/26/2018 | | | | <0.001 | <0.001 | | | | |
| 6/20/2018 | | | | | <0.001 | <0.001 | <0.001 | | |
| 6/21/2018 | | <0.001 | <0.001 | <0.001 | | | | | |
| 6/26/2018 | <0.001 | | | | | | | | |
| 6/27/2018 | | | | | | | | <0.001 | <0.001 |
| 1/24/2019 | <0.001 | | | | <0.001 | <0.001 | | | 0.00021 (J) |
| 1/25/2019 | | | | | | | <0.001 | | |
| 1/28/2019 | | 0.00016 (J) | 0.00011 (J) | 0.00014 (J) | | | | | |
| 1/31/2019 | | | | | | | | 0.00013 (J) | |
| 6/25/2019 | <0.001 | | | <0.001 | <0.001 | <0.001 | | | <0.001 |
| 6/26/2019 | | | <0.001 | | | | <0.001 | 0.00016 (J) | |
| 6/27/2019 | | <0.001 | | | | | | | |
| 9/10/2019 | | | | | | <0.001 | | | |
| 9/11/2019 | <0.001 | <0.001 | | <0.001 | 0.00017 (J) | | | 0.00015 (J) | 0.00024 (J) |
| 9/12/2019 | | | <0.001 | | | | <0.001 | | |
| 3/12/2020 | | | | | | | | 0.00013 (J) | 0.00018 (J) |
| 3/17/2020 | <0.001 | <0.001 | | | | | | | |
| 3/18/2020 | | | <0.001 | <0.001 | <0.001 | 0.00067 (J) | 0.00022 (J) | | |
| 9/10/2020 | | | | | | <0.001 | <0.001 | | |
| 9/14/2020 | <0.001 | <0.001 | | | | | | | <0.001 |
| 9/15/2020 | | | <0.001 | <0.001 | <0.001 | | | <0.001 | |
| 3/15/2021 | | | | | | 0.00025 (J) | | | |
| 3/16/2021 | <0.001 | <0.001 | | 0.00014 (J) | 0.00019 (J) | | | | |
| 3/17/2021 | | | 0.00017 (J) | | | | | | 0.00013 (J) |
| 3/18/2021 | | | | | | | 0.00029 (J) | 0.00022 (J) | |
| 8/19/2021 | | | | | 0.00018 (J) | <0.001 | | 0.0015 | 0.00028 (J) |

ND substitution: RL or RL/2 if <15% NDs.

# Time Series

Constituent: Lead (mg/L) Analysis Run 3/31/2026 4:41 AM

Plant Wansley Client: Southern Company Data: Wansley Landfill

| | GWC-17 | GWC-18 | GWC-19 | GWC-20 | GWC-21 | GWC-22 | GWC-23 | GWC-24 | GWC-25 |
|---|---|---|---|---|---|---|---|---|---|
| 8/20/2021 | <0.001 | | | | | | | | |
| 8/23/2021 | | | | | | | 0.00033 (J) | | |
| 8/24/2021 | | <0.001 | 0.00019 (J) | <0.001 | | | | | |
| 3/7/2022 | | | | <0.001 | <0.001 | | | | |
| 3/8/2022 | <0.001 | <0.001 | <0.001 | | | <0.001 | | | <0.001 |
| 3/9/2022 | | | | | | | <0.001 | | |
| 3/10/2022 | | | | | | | | <0.001 | |
| 8/10/2022 | | | | | | | | | <0.001 |
| 8/11/2022 | <0.001 | <0.001 | 0.00019 (J) | | | | | | |
| 8/16/2022 | | | | <0.001 | <0.001 | | <0.001 | | |
| 8/17/2022 | | | | | | <0.001 | | | |
| 8/18/2022 | | | | | | | | <0.001 | |
| 2/14/2023 | | | | | | <0.001 | | | |
| 2/16/2023 | | | | | | | | <0.001 | |
| 2/20/2023 | 0.00027 (J) | 0.00025 (J) | | | | | | | |
| 2/21/2023 | | | <0.001 | | <0.001 | | 0.00022 (J) | | 0.00027 (J) |
| 2/22/2023 | | | | <0.001 | | | | | |
| 8/9/2023 | | <0.001 | <0.001 | <0.001 | <0.001 | | | | |
| 8/10/2023 | <0.001 | | | | | | | | |
| 8/14/2023 | | | | | | <0.001 | | | |
| 8/15/2023 | | | | | | | <0.001 | | <0.001 |
| 8/16/2023 | | | | | | | | <0.001 | |
| 2/14/2024 | | | | | | <0.001 | | | |
| 2/19/2024 | | | | | <0.001 | | 0.00034 (J) | | |
| 2/20/2024 | <0.001 | | | <0.001 | | | | | |
| 2/21/2024 | | <0.001 | <0.001 | | | | | | <0.001 |
| 2/22/2024 | | | | | | | | 0.00039 (J) | |
| 7/30/2024 | | | | | <0.001 | | <0.001 | | |
| 8/1/2024 | | | | | | | | | <0.001 |
| 8/2/2024 | | | | <0.001 | | | | | |
| 8/6/2024 | | | <0.001 | | | <0.001 | | <0.001 | |
| 8/7/2024 | <0.001 | <0.001 | | | | | | | |
| 2/11/2025 | | | | | <0.001 | <0.001 | <0.001 | | |
| 2/13/2025 | <0.001 | <0.001 | | | | | | | |
| 2/14/2025 | | | 0.0019 | <0.001 | | | | 0.00029 (J) | <0.001 |
| 8/12/2025 | | | | <0.001 | <0.001 | <0.001 | <0.001 | | |
| 8/13/2025 | <0.001 | <0.001 | <0.001 | | | | | | <0.001 |
| 8/14/2025 | | | | | | | | <0.001 | |
| 1/20/2026 | | | | | <0.001 | <0.001 | | | |
| 1/21/2026 | <0.001 | <0.001 | <0.001 | <0.001 | | | | <0.001 | <0.001 |
| 1/22/2026 | | | | | | | <0.001 | | |

ND substitution: RL or RL/2 if <15% NDs.

# Time Series

Constituent: Lead (mg/L) Analysis Run 3/31/2026 4:41 AM

Plant Wansley Client: Southern Company Data: Wansley Landfill

| | GWC-26 | GWC-27 | GWC-30 | GWC-31 | GWC-32 | GWC-33 | GWC-34 | GWC-35 |
|---|---|---|---|---|---|---|---|---|
| 9/15/2011 | | | <0.001 | | <0.001 | | | |
| 9/16/2011 | | | | | | <0.001 | <0.001 | <0.001 |
| 9/17/2011 | <0.001 | <0.001 | | <0.001 | | | | |
| 10/28/2011 | | | <0.001 | | | | | |
| 10/29/2011 | <0.001 | <0.001 | | | | | | |
| 10/30/2011 | | | | | | <0.001 | | |
| 10/31/2011 | | | | <0.001 | <0.001 | | <0.001 | <0.001 |
| 12/12/2011 | | | | | | | <0.001 | <0.001 |
| 12/13/2011 | | | <0.001 | | <0.001 | <0.001 | | |
| 12/14/2011 | <0.001 | <0.001 | | | | | | |
| 1/25/2012 | | <0.001 | | | | | | |
| 2/1/2012 | | | | | <0.001 | <0.001 | <0.001 | <0.001 |
| 2/7/2012 | <0.001 | | | <0.001 | | | | |
| 2/8/2012 | | | <0.001 | | | | | |
| 7/16/2012 | | | | | | | <0.001 | <0.001 |
| 7/17/2012 | <0.001 | <0.001 | | | <0.001 | <0.001 | | |
| 7/18/2012 | | | <0.001 | | | | | |
| 1/22/2013 | | | | | | | <0.001 | <0.001 |
| 1/23/2013 | | | | <0.001 | <0.001 | <0.001 | | |
| 1/24/2013 | <0.001 | <0.001 | <0.001 | | | | | |
| 7/2/2013 | | | | | | | | <0.001 |
| 7/17/2013 | | | | | | <0.001 | <0.001 | |
| 7/24/2013 | <0.001 | <0.001 | <0.001 | | <0.001 | | | |
| 1/21/2014 | | | | | | | | <0.001 |
| 1/23/2014 | <0.001 | <0.001 | <0.001 | 0.0012 (J) | <0.001 | <0.001 | <0.001 | |
| 6/25/2014 | | | | | | | <0.001 | <0.001 |
| 7/1/2014 | | | <0.001 | <0.001 | <0.001 | | | |
| 7/8/2014 | <0.001 | <0.001 | | | | | | |
| 1/14/2015 | | | | | | | <0.001 | <0.001 |
| 1/20/2015 | | | <0.001 | | <0.001 | <0.001 | | |
| 1/21/2015 | <0.001 | <0.001 | | <0.001 | | | | |
| 7/28/2015 | | | | | | | | <0.001 |
| 7/29/2015 | | | | | | <0.001 | <0.001 | |
| 7/30/2015 | | <0.001 | <0.001 | | <0.001 | | | |
| 7/31/2015 | <0.001 | | | | | | | |
| 1/19/2016 | | | <0.001 | | | | | |
| 1/21/2016 | | | | | | | <0.001 | <0.001 |
| 1/22/2016 | | <0.001 | | | | | | |
| 1/25/2016 | <0.001 | | | <0.001 | <0.001 | <0.001 | | |
| 3/23/2016 | | <0.001 | <0.001 | | <0.001 | <0.001 | | |
| 3/24/2016 | <0.001 | | | | | | <0.001 | <0.001 |
| 3/30/2016 | | | | <0.001 | | | | |
| 5/20/2016 | | | <0.001 | | | | | |
| 5/23/2016 | | | | | | | <0.001 | <0.001 |
| 5/24/2016 | | <0.001 | | | <0.001 | <0.001 | | |
| 5/25/2016 | <0.001 | | | <0.001 | | | | |
| 7/21/2016 | | | <0.001 | | | | <0.001 | <0.001 |
| 7/22/2016 | | | | | <0.001 | <0.001 | | |
| 7/26/2016 | <0.001 | <0.001 | | | | | | |
| 7/27/2016 | | | | 0.00078 (J) | | | | |
| 9/15/2016 | | | | | | | <0.001 | <0.001 |
| 9/16/2016 | | | | | <0.001 | <0.001 | | |

ND substitution: RL or RL/2 if <15% NDs.

# Time Series

Constituent: Lead (mg/L) Analysis Run 3/31/2026 4:41 AM

Plant Wansley Client: Southern Company Data: Wansley Landfill

| | GWC-26 | GWC-27 | GWC-30 | GWC-31 | GWC-32 | GWC-33 | GWC-34 | GWC-35 |
|---|---|---|---|---|---|---|---|---|
| 9/19/2016 | <0.001 | <0.001 | | | | | | |
| 9/20/2016 | | | <0.001 | | | | | |
| 11/11/2016 | | <0.001 | | | | | | |
| 11/14/2016 | <0.001 | | <0.001 | | | | | |
| 11/15/2016 | | | | | <0.001 | | <0.001 | <0.001 |
| 11/17/2016 | | | | | | <0.001 | | |
| 1/19/2017 | <0.001 | | | | | | | |
| 1/20/2017 | | <0.001 | | | | | | |
| 1/24/2017 | | | <0.001 | | | | | |
| 1/25/2017 | | | | 0.00042 (J) | | <0.001 | <0.001 | |
| 1/26/2017 | | | | | <0.001 | | | <0.001 |
| 3/16/2017 | <0.001 | <0.001 | | | | | | |
| 3/17/2017 | | | <0.001 | | | | | |
| 3/22/2017 | | | | | | | <0.001 | <0.001 |
| 3/23/2017 | | | | <0.001 | | <0.001 | | |
| 3/24/2017 | | | | | <0.001 | | | |
| 4/28/2017 | | <0.001 | | | | | | |
| 5/1/2017 | <0.001 | | <0.001 | | | <0.001 | <0.001 | |
| 5/2/2017 | | | | 0.00039 (J) | <0.001 | | | <0.001 |
| 7/19/2017 | | | | 0.00051 (J) | | | | |
| 8/3/2017 | <0.001 | <0.001 | | | <0.001 | | <0.001 | <0.001 |
| 8/4/2017 | | | <0.001 | 0.00037 (J) | | <0.001 | | |
| 1/19/2018 | | <0.001 | | | | | | |
| 1/22/2018 | <0.001 | | | | | | | |
| 1/23/2018 | | | | <0.001 | <0.001 | <0.001 | <0.001 | <0.001 |
| 1/24/2018 | | | <0.001 | | | | | |
| 6/19/2018 | | | | | | | | <0.001 |
| 6/20/2018 | | | | | | | <0.001 | |
| 6/21/2018 | | | <0.001 | | | | | |
| 6/26/2018 | | | | | <0.001 | <0.001 | | |
| 6/27/2018 | <0.001 | <0.001 | | <0.001 | | | | |
| 1/21/2019 | | | | | | | | <0.001 |
| 1/24/2019 | 9.8E-05 (J) | 9.8E-05 (J) | | | | | | |
| 1/28/2019 | | | | | | | 0.00022 (J) | |
| 1/30/2019 | | | <0.001 | | <0.001 | <0.001 | | |
| 1/31/2019 | | | | 0.00015 (J) | | | | |
| 6/25/2019 | <0.001 | | | | | | | |
| 6/26/2019 | | <0.001 | | 0.00022 (J) | | <0.001 | <0.001 | <0.001 |
| 6/27/2019 | | | <0.001 | | <0.001 | | | |
| 9/10/2019 | | | <0.001 | | | | | |
| 9/11/2019 | | | | 0.0013 | | | <0.001 | |
| 9/12/2019 | <0.001 | 0.00016 (J) | | | <0.001 | 0.00031 (J) | | <0.001 |
| 3/11/2020 | | | <0.001 | | | | <0.001 | <0.001 |
| 3/12/2020 | | <0.001 | | | | 0.00015 (J) | | |
| 3/13/2020 | 0.00013 (J) | | | | | | | |
| 3/17/2020 | | | | 0.00051 (J) | | | | |
| 3/18/2020 | | | | | <0.001 | | | |
| 9/9/2020 | | 0.00023 (J) | | | | | | |
| 9/10/2020 | | | 0.00016 (J) | | | | | |
| 9/11/2020 | | | | 0.00026 (J) | | | <0.001 | <0.001 |
| 9/15/2020 | <0.001 | | | | <0.001 | | | |
| 9/16/2020 | | | | | | <0.001 | | |

ND substitution: RL or RL/2 if <15% NDs.

# Time Series

Constituent: Lead (mg/L) Analysis Run 3/31/2026 4:41 AM

Plant Wansley Client: Southern Company Data: Wansley Landfill

| | GWC-26 | GWC-27 | GWC-30 | GWC-31 | GWC-32 | GWC-33 | GWC-34 | GWC-35 |
|---|---|---|---|---|---|---|---|---|
| 3/16/2021 | | | | 0.00046 (J) | | | <0.001 | <0.001 |
| 3/17/2021 | <0.001 | | | | <0.001 | | | |
| 3/18/2021 | | <0.001 | <0.001 | | | <0.001 | | |
| 8/18/2021 | | | | | | | | <0.001 |
| 8/19/2021 | 0.0015 | | | | | | | |
| 8/23/2021 | | 0.00027 (J) | <0.001 | | | | | |
| 8/24/2021 | | | | | <0.001 | 0.00027 (J) | <0.001 | |
| 8/25/2021 | | | | 0.00031 (J) | | | | |
| 3/2/2022 | | | <0.001 | | | | <0.001 | <0.001 |
| 3/8/2022 | | <0.001 | | | | | | |
| 3/9/2022 | <0.001 | | | | <0.001 | <0.001 | | |
| 3/10/2022 | | | | <0.001 | | | | |
| 8/10/2022 | <0.001 | <0.001 | <0.001 | | <0.001 | | <0.001 | |
| 8/15/2022 | | | | | | <0.001 | | <0.001 |
| 8/16/2022 | | | | <0.001 | | | | |
| 2/14/2023 | | | <0.001 | | | | | |
| 2/15/2023 | | | | | <0.001 | | | |
| 2/20/2023 | | 0.00029 (J) | | | | 0.00027 (J) | 0.00026 (J) | <0.001 |
| 2/21/2023 | <0.001 | | | | | | | |
| 2/22/2023 | | | | 0.00025 (J) | | | | |
| 8/15/2023 | | <0.001 | | | <0.001 | <0.001 | | |
| 8/16/2023 | <0.001 | | <0.001 | 0.0013 | | | <0.001 | <0.001 |
| 2/20/2024 | <0.001 | <0.001 | | | <0.001 | <0.001 | | |
| 2/21/2024 | | | <0.001 | 0.00071 (J) | | | | |
| 2/22/2024 | | | | | | | <0.001 | <0.001 |
| 7/30/2024 | | <0.001 | | | | | | |
| 7/31/2024 | | | | | | <0.001 | | |
| 8/2/2024 | <0.001 | | | 0.00064 (J) | | | | |
| 8/5/2024 | | | <0.001 | | | | <0.001 | <0.001 |
| 8/6/2024 | | | | | <0.001 | | | |
| 2/11/2025 | | <0.001 | | | | | | |
| 2/13/2025 | <0.001 | | <0.001 | | | | <0.001 | |
| 2/18/2025 | | | | <0.001 | | | | <0.001 |
| 2/19/2025 | | | | | <0.001 | <0.001 | | |
| 8/13/2025 | <0.001 | <0.001 | | | | | | |
| 8/14/2025 | | | <0.001 | | <0.001 | | <0.001 | <0.001 |
| 8/15/2025 | | | | <0.001 | | | | |
| 8/19/2025 | | | | | | <0.001 | | |
| 1/21/2026 | | <0.001 | <0.001 | | <0.001 | | | |
| 1/22/2026 | <0.001 | | | | | <0.001 | <0.001 | <0.001 |
| 2/11/2026 | | | | <0.001 | | | | |

ND substitution: RL or RL/2 if <15% NDs.

# Time Series

Constituent: Mercury (mg/L) Analysis Run 3/31/2026 4:41 AM

Plant Wansley Client: Southern Company Data: Wansley Landfill

| | GWA-1 (bg) | GWA-2 (bg) | GWA-3 (bg) | GWA-4 (bg) | GWA-28 (bg) | GWA-29 (bg) | GWC-5 | GWC-6 | GWC-7 |
|---|---|---|---|---|---|---|---|---|---|
| 8/31/2011 | | | <0.0002 | <0.0002 | | | <0.0002 | <0.0002 | |
| 9/7/2011 | | | | | | | | | <0.0002 |
| 9/16/2011 | <0.0002 | | | | <0.0002 | | | | |
| 9/17/2011 | | <0.0002 | | | | <0.0002 | | | |
| 10/27/2011 | <0.0002 | <0.0002 | | <0.0002 | | | <0.0002 | | |
| 10/28/2011 | | | | | <0.0002 | <0.0002 | | | |
| 10/30/2011 | | | | | | | | <0.0002 | <0.0002 |
| 12/5/2011 | | | | | | | <0.0002 | <0.0002 | <0.0002 |
| 12/12/2011 | | | | | <0.0002 | <0.0002 | | | |
| 12/13/2011 | <0.0002 | | | | | | | | |
| 12/14/2011 | | <0.0002 | | <0.0002 | | | | | |
| 1/25/2012 | | | | | <0.0002 | | <0.0002 | <0.0002 | <0.0002 |
| 1/31/2012 | <0.0002 | | | | | <0.0002 | | | |
| 2/1/2012 | | | | <0.0002 | | | | | |
| 2/7/2012 | | <0.0002 | | | | | | | |
| 7/16/2012 | | | | | <0.0002 | | | | |
| 7/17/2012 | | | | | | <0.0002 | | | |
| 7/18/2012 | <0.0002 | | | | | | <0.0002 | | <0.0002 |
| 7/23/2012 | | <0.0002 | | <0.0002 | | | | | |
| 7/24/2012 | | | | | | | | <0.0002 | |
| 1/7/2013 | | | | | | | | | <0.0002 |
| 1/8/2013 | | | | | | | | <0.0002 | |
| 1/9/2013 | | | | | | | <0.0002 | | |
| 1/23/2013 | | <0.0002 | | <0.0002 | | | | | |
| 1/24/2013 | <0.0002 | | | | <0.0002 | <0.0002 | | | |
| 7/9/2013 | | | | | | | | <0.0002 | <0.0002 |
| 7/17/2013 | <0.0002 | | | <0.0002 | | | <0.0002 | | |
| 7/23/2013 | | | | | <0.0002 | | | | |
| 7/24/2013 | | <0.0002 | | | | <0.0002 | | | |
| 1/14/2014 | | | | | | | | | <0.0002 |
| 1/15/2014 | | | | <0.0002 | | | <0.0002 | <0.0002 | |
| 1/21/2014 | <0.0002 | | | | | | | | |
| 1/22/2014 | | <0.0002 | | | <0.0002 | <0.0002 | | | |
| 6/24/2014 | | | | | | | | | <0.0002 |
| 6/25/2014 | <0.0002 | | <0.0002 | <0.0002 | | | <0.0002 | <0.0002 | |
| 7/1/2014 | | <0.0002 | | | <0.0002 | | | | |
| 7/8/2014 | | | | | | <0.0002 | | | |
| 1/13/2015 | | | | | | | <0.0002 | | |
| 1/14/2015 | <0.0002 | | | <0.0002 | | | | | |
| 1/20/2015 | | | | | | | | <0.0002 | <0.0002 |
| 1/21/2015 | | | | | <0.0002 | <0.0002 | | | |
| 1/22/2015 | | <0.0002 | | | | | | | |
| 7/21/2015 | <0.0002 | | <0.0002 | <0.0002 | <0.0002 | | | | |
| 7/22/2015 | | <0.0002 | | | | <0.0002 | | | |
| 7/24/2015 | | | | | | | <0.0002 | <0.0002 | |
| 7/27/2015 | | | | | | | | | <0.0002 |
| 1/19/2016 | | | | | | <0.0002 | | | |
| 1/20/2016 | | <0.0002 | | <0.0002 | | | <0.0002 | <0.0002 | |
| 1/21/2016 | <0.0002 | | | | | | | | |
| 1/22/2016 | | | | | <0.0002 | | | | |
| 1/26/2016 | | | | | | | | | <0.0002 |
| 3/22/2016 | | | | | <0.0002 | <0.0002 | | | |

ND substitution: RL or RL/2 if <15% NDs.

# Time Series

Constituent: Mercury (mg/L) Analysis Run 3/31/2026 4:41 AM

Plant Wansley Client: Southern Company Data: Wansley Landfill

| | GWA-1 (bg) | GWA-2 (bg) | GWA-3 (bg) | GWA-4 (bg) | GWA-28 (bg) | GWA-29 (bg) | GWC-5 | GWC-6 | GWC-7 |
|---|---|---|---|---|---|---|---|---|---|
| 3/23/2016 | <0.0002 | <0.0002 | | <0.0002 | | | | | |
| 3/28/2016 | | | | | | | <0.0002 | <0.0002 | |
| 3/29/2016 | | | | | | | | | <0.0002 |
| 3/31/2016 | | | <0.0002 | | | | | | |
| 5/19/2016 | | | | <0.0002 | | <0.0002 | | | |
| 5/20/2016 | <0.0002 | | | | | | | | |
| 5/23/2016 | | | | | <0.0002 | | <0.0002 | | |
| 5/24/2016 | | <0.0002 | | | | | | <0.0002 | <0.0002 |
| 5/25/2016 | | | <0.0002 | | | | | | |
| 7/21/2016 | 9.7E-05 (J) | | | 8.7E-05 (J) | | <0.0002 | 7.6E-05 (J) | 9.1E-05 (J) | |
| 7/22/2016 | | | | | | | | | <0.0002 |
| 7/25/2016 | | | | | 8.9E-05 (J) | | | | |
| 7/26/2016 | | 0.00012 (J) | | | | | | | |
| 7/27/2016 | | | 0.00011 (J) | | | | | | |
| 9/14/2016 | | | | <0.0002 | | | | | |
| 9/15/2016 | <0.0002 | | | | <0.0002 | | <0.0002 | <0.0002 | <0.0002 |
| 9/16/2016 | | <0.0002 | | | | | | | |
| 11/9/2016 | | | | | <0.0002 | | | | |
| 11/10/2016 | | <0.0002 | | <0.0002 | | | | | |
| 11/11/2016 | <0.0002 | | | | | | | | |
| 11/15/2016 | | | | | | | <0.0002 | | |
| 11/16/2016 | | | | | | | | <0.0002 | <0.0002 |
| 1/17/2017 | | | | <0.0002 | <0.0002 | <0.0002 | | | |
| 1/19/2017 | <0.0002 | <0.0002 | | | | | | | |
| 1/26/2017 | | | | | | | <0.0002 | <0.0002 | 8.8E-05 (J) |
| 3/15/2017 | | | | | | 0.00014 (J) | | | |
| 3/16/2017 | 0.00015 (J) | | | 0.00016 (J) | 0.00016 (J) | | | | |
| 3/17/2017 | | 0.00015 (J) | | | | | | | |
| 3/22/2017 | | | | | | | <0.0002 | 7.3E-05 (J) | <0.0002 |
| 4/27/2017 | | | | <0.0002 | <0.0002 | <0.0002 | | | |
| 4/28/2017 | <0.0002 | <0.0002 | | | | | | | |
| 5/2/2017 | | | | | | | <0.0002 | <0.0002 | <0.0002 |
| 7/18/2017 | | | | | | <0.0002 | | | |
| 8/1/2017 | | | <0.0002 | | <0.0002 | <0.0002 | | | |
| 8/2/2017 | | <0.0002 | | <0.0002 | | | | | |
| 8/3/2017 | <0.0002 | | | | | | <0.0002 | <0.0002 | |
| 8/4/2017 | | | | | | | | | <0.0002 |
| 10/3/2017 | | | <0.0002 | | | | | | |
| 1/19/2018 | <0.0002 | <0.0002 | | | <0.0002 | <0.0002 | | | |
| 1/22/2018 | | | | <0.0002 | | | | | |
| 1/23/2018 | | | | | | | <0.0002 | <0.0002 | <0.0002 |
| 6/19/2018 | <0.0002 | <0.0002 | | <0.0002 | <0.0002 | <0.0002 | | | |
| 6/20/2018 | | | <0.0002 | | | | | | |
| 6/25/2018 | | | | | | | <0.0002 | <0.0002 | <0.0002 |
| 1/17/2019 | <0.0002 | <0.0002 | | <0.0002 | | | | | |
| 1/18/2019 | | | <0.0002 | | | <0.0002 | | | |
| 1/21/2019 | | | | | <0.0002 | | | | <0.0002 |
| 1/30/2019 | | | | | | | <0.0002 | <0.0002 | |
| 6/24/2019 | <0.0002 | <0.0002 | | <0.0002 | | | | | |
| 6/25/2019 | | | <0.0002 | | <0.0002 | <0.0002 | | | <0.0002 |
| 6/26/2019 | | | | | | | <0.0002 | <0.0002 | |
| 9/9/2019 | <0.0002 | | | | | | | | |

ND substitution: RL or RL/2 if <15% NDs.

# Time Series

Constituent: Mercury (mg/L) Analysis Run 3/31/2026 4:41 AM

Plant Wansley Client: Southern Company Data: Wansley Landfill

| | GWA-1 (bg) | GWA-2 (bg) | GWA-3 (bg) | GWA-4 (bg) | GWA-28 (bg) | GWA-29 (bg) | GWC-5 | GWC-6 | GWC-7 |
|---|---|---|---|---|---|---|---|---|---|
| 9/10/2019 | | <0.0002 | | <0.0002 | <0.0002 | 0.00021 | | | <0.0002 |
| 9/11/2019 | | | <0.0002 | | | | | | |
| 9/12/2019 | | | | | | | <0.0002 | <0.0002 | |
| 3/10/2020 | <0.0002 | <0.0002 | <0.0002 | <0.0002 | <0.0002 | <0.0002 | | | |
| 3/12/2020 | | | | | | | | | <0.0002 |
| 3/16/2020 | | | | | | | <0.0002 | <0.0002 | |
| 9/9/2020 | <0.0002 | | <0.0002 | <0.0002 | <0.0002 | <0.0002 | <0.0002 | | |
| 9/10/2020 | | <0.0002 | | | | | | | |
| 9/11/2020 | | | | | | | | <0.0002 | |
| 9/14/2020 | | | | | | | | | <0.0002 |
| 3/15/2021 | <0.0002 | <0.0002 | <0.0002 | <0.0002 | <0.0002 | <0.0002 | | | |
| 3/16/2021 | | | | | | | | | <0.0002 |
| 3/17/2021 | | | | | | | <0.0002 | <0.0002 | |
| 8/16/2021 | <0.0002 | | | | <0.0002 | | | | |
| 8/18/2021 | | <0.0002 | <0.0002 | <0.0002 | | <0.0002 | | <0.0002 | |
| 8/19/2021 | | | | | | | <0.0002 | | <0.0002 |
| 2/28/2022 | <0.0002 | | | | | | | | |
| 3/1/2022 | | <0.0002 | <0.0002 | <0.0002 | <0.0002 | | | | |
| 3/2/2022 | | | | | | <0.0002 | <0.0002 | <0.0002 | <0.0002 |
| 8/9/2022 | <0.0002 | <0.0002 | <0.0002 | <0.0002 | <0.0002 | <0.0002 | | | |
| 8/11/2022 | | | | | | | <0.0002 | <0.0002 | <0.0002 |
| 2/13/2023 | | | | | | <0.0002 | | | |
| 2/14/2023 | <0.0002 | <0.0002 | <0.0002 | <0.0002 | <0.0002 | | | | |
| 2/20/2023 | | | | | | | <0.0002 | <0.0002 | |
| 2/21/2023 | | | | | | | | | <0.0002 |
| 8/8/2023 | | | <0.0002 | | | <0.0002 | | | |
| 8/9/2023 | <0.0002 | <0.0002 | | <0.0002 | <0.0002 | | | | <0.0002 |
| 8/14/2023 | | | | | | | <0.0002 | <0.0002 | |
| 2/13/2024 | <0.0002 | | | | | | | | |
| 2/14/2024 | | <0.0002 | | <0.0002 | <0.0002 | <0.0002 | <0.0002 | <0.0002 | |
| 2/21/2024 | | | | | | | | | <0.0002 |
| 7/29/2024 | | | | <0.0002 | <0.0002 | | | | |
| 7/30/2024 | <0.0002 | <0.0002 | | | | <0.0002 | | | |
| 7/31/2024 | | | <0.0002 | | | | <0.0002 | | |
| 8/1/2024 | | | | | | | | <0.0002 | <0.0002 |
| 2/10/2025 | | | | <0.0002 | <0.0002 | | | | |
| 2/11/2025 | <0.0002 | <0.0002 | | | | <0.0002 | | | |
| 2/13/2025 | | | | | | | | | <0.0002 |
| 2/14/2025 | | | | | | | <0.0002 | | |
| 2/18/2025 | | | | | | | | <0.0002 | |
| 8/12/2025 | <0.0002 | <0.0002 | | <0.0002 | <0.0002 | <0.0002 | | | |
| 8/13/2025 | | | <0.0002 | | | | | | |
| 8/15/2025 | | | | | | | | <0.0002 | |
| 8/18/2025 | | | | | | | <0.0002 | | <0.0002 |
| 1/20/2026 | <0.0002 | <0.0002 | | <0.0002 | <0.0002 | <0.0002 | | <0.0002 | |
| 1/21/2026 | | | <0.0002 | | | | <0.0002 | | |
| 1/22/2026 | | | | | | | | | <0.0002 |

ND substitution: RL or RL/2 if <15% NDs.

# Time Series

Constituent: Mercury (mg/L) Analysis Run 3/31/2026 4:41 AM

Plant Wansley Client: Southern Company Data: Wansley Landfill

| | GWC-8 | GWC-9 | GWC-10 | GWC-11 | GWC-12 | GWC-13 | GWC-14 | GWC-15 | GWC-16 |
|---|---|---|---|---|---|---|---|---|---|
| 8/30/2011 | | | | | | | | | <0.0002 |
| 9/7/2011 | <0.0002 | <0.0002 | | | | | | | |
| 9/13/2011 | | | | <0.0002 | <0.0002 | <0.0002 | <0.0002 | | |
| 9/16/2011 | | | | | | | | <0.0002 | |
| 10/26/2011 | | | | | | | | | <0.0002 |
| 10/27/2011 | | | | | | | <0.0002 | <0.0002 | |
| 10/28/2011 | | | | <0.0002 | <0.0002 | <0.0002 | | | |
| 10/30/2011 | <0.0002 | <0.0002 | | | | | | | |
| 12/3/2011 | | | | | | | <0.0002 | <0.0002 | <0.0002 |
| 12/4/2011 | | <0.0002 | | <0.0002 | <0.0002 | <0.0002 | | | |
| 12/5/2011 | <0.0002 | | | | | | | | |
| 1/19/2012 | <0.0002 | <0.0002 | | | | | | | |
| 1/24/2012 | | | | | <0.0002 | <0.0002 | <0.0002 | | |
| 1/25/2012 | | | | | | | | | <0.0002 |
| 2/9/2012 | | | | <0.0002 | | | | <0.0002 | |
| 7/11/2012 | | | | | <0.0002 | <0.0002 | <0.0002 | <0.0002 | <0.0002 |
| 7/18/2012 | <0.0002 | <0.0002 | | <0.0002 | | | | | |
| 1/7/2013 | <0.0002 | | | | | | | | |
| 1/8/2013 | | <0.0002 | | <0.0002 | <0.0002 | <0.0002 | <0.0002 | <0.0002 | <0.0002 |
| 7/2/2013 | | | | | | | | <0.0002 | <0.0002 |
| 7/9/2013 | <0.0002 | <0.0002 | | <0.0002 | | | | | |
| 7/10/2013 | | | | | <0.0002 | <0.0002 | <0.0002 | | |
| 1/14/2014 | 0.000153 (J) | <0.0002 | | | | | | | <0.0002 |
| 1/15/2014 | | | | <0.0002 | | | | | |
| 1/21/2014 | | | | | <0.0002 | <0.0002 | <0.0002 | <0.0002 | |
| 6/24/2014 | <0.0002 | <0.0002 | | | | | | <0.0002 | |
| 6/25/2014 | | | | <0.0002 | | | | | <0.0002 |
| 7/1/2014 | | | | | <0.0002 | <0.0002 | <0.0002 | | |
| 1/13/2015 | | | | | | | | | <0.0002 |
| 1/14/2015 | | | | | | | <0.0002 | <0.0002 | |
| 1/20/2015 | <0.0002 | <0.0002 | | | | | | | |
| 1/21/2015 | | | | <0.0002 | <0.0002 | <0.0002 | | | |
| 7/22/2015 | | | | | | | 3.99E-05 (J) | <0.0002 | <0.0002 |
| 7/27/2015 | <0.0002 | <0.0002 | | | | | | | |
| 7/28/2015 | | | | <0.0002 | <0.0002 | <0.0002 | | | |
| 1/25/2016 | | | <0.0002 | | | | | | |
| 1/26/2016 | <0.0002 | <0.0002 | | <0.0002 | <0.0002 | | | | |
| 1/27/2016 | | | | | | <0.0002 | <0.0002 | <0.0002 | <0.0002 |
| 3/29/2016 | <0.0002 | <0.0002 | | <0.0002 | <0.0002 | <0.0002 | | | |
| 3/30/2016 | | | <0.0002 | | | | <0.0002 | <0.0002 | <0.0002 |
| 5/24/2016 | <0.0002 | <0.0002 | | | | | | | |
| 5/25/2016 | | | <0.0002 | <0.0002 | <0.0002 | <0.0002 | <0.0002 | <0.0002 | <0.0002 |
| 7/22/2016 | | | | | <0.0002 | | | | |
| 7/25/2016 | | 0.00012 (J) | | 9.6E-05 (J) | | | | | |
| 7/26/2016 | 0.00012 (J) | | | | | 0.00012 (J) | 0.00012 (J) | 0.00012 (J) | |
| 7/27/2016 | | | 9.4E-05 (J) | | | | | | 8.9E-05 (J) |
| 9/15/2016 | | | | | <0.0002 | <0.0002 | <0.0002 | | |
| 9/16/2016 | | | <0.0002 | | | | | | <0.0002 |
| 9/19/2016 | <0.0002 | <0.0002 | | <0.0002 | | | | | |
| 9/20/2016 | | | | | | | | <0.0002 | |
| 11/16/2016 | <0.0002 | <0.0002 | | <0.0002 | <0.0002 | | | | |
| 11/17/2016 | | | <0.0002 | | | <0.0002 | 8.7E-05 (J) | <0.0002 | <0.0002 |

ND substitution: RL or RL/2 if <15% NDs.

# Time Series

Constituent: Mercury (mg/L) Analysis Run 3/31/2026 4:41 AM

Plant Wansley Client: Southern Company Data: Wansley Landfill

| | GWC-8 | GWC-9 | GWC-10 | GWC-11 | GWC-12 | GWC-13 | GWC-14 | GWC-15 | GWC-16 |
|---|---|---|---|---|---|---|---|---|---|
| 1/26/2017 | <0.0002 | | | | | | | | |
| 1/31/2017 | | 8.6E-05 (J) | | 7.1E-05 (J) | 0.00013 (J) | 9.6E-05 (J) | | | |
| 2/1/2017 | | | 0.00011 (J) | | | | 9.2E-05 (J) | 0.00013 (J) | 0.00015 (J) |
| 3/23/2017 | 7.2E-05 (J) | <0.0002 | | <0.0002 | <0.0002 | <0.0002 | <0.0002 | <0.0002 | |
| 3/24/2017 | | | <0.0002 | | | | | | <0.0002 |
| 5/2/2017 | | <0.0002 | | <0.0002 | | | | | |
| 5/3/2017 | <0.0002 | | <0.0002 | | <0.0002 | <0.0002 | <0.0002 | <0.0002 | <0.0002 |
| 8/4/2017 | | | | | | <0.0002 | | <0.0002 | |
| 8/7/2017 | <0.0002 | <0.0002 | | <0.0002 | <0.0002 | | <0.0002 | | <0.0002 |
| 8/8/2017 | | | <0.0002 | | | | | | |
| 1/24/2018 | <0.0002 | <0.0002 | | <0.0002 | <0.0002 | | | | |
| 1/25/2018 | | | <0.0002 | | | <0.0002 | <0.0002 | <0.0002 | <0.0002 |
| 6/20/2018 | | | | <0.0002 | | <0.0002 | 8.5E-05 (J) | <0.0002 | <0.0002 |
| 6/21/2018 | <0.0002 | <0.0002 | <0.0002 | | | | | | |
| 6/26/2018 | | | | | <0.0002 | | | | |
| 1/22/2019 | <0.0002 | <0.0002 | | | | <0.0002 | <0.0002 | <0.0002 | |
| 1/24/2019 | | | | <0.0002 | | | | | |
| 1/25/2019 | | | | | <0.0002 | | | | <0.0002 |
| 1/31/2019 | | | <0.0002 | | | | | | |
| 6/25/2019 | <0.0002 | <0.0002 | | | | <0.0002 | <0.0002 | <0.0002 | <0.0002 |
| 6/26/2019 | | | <0.0002 | <0.0002 | <0.0002 | | | | |
| 9/10/2019 | 0.0004 | | | | | | | | |
| 9/11/2019 | | | | | <0.0002 | | | | <0.0002 |
| 9/12/2019 | | | | | | <0.0002 | <0.0002 | | |
| 9/16/2019 | | <0.0002 | | <0.0002 | | | | | |
| 9/17/2019 | | | <0.0002 | | | | | <0.0002 | |
| 1/13/2020 | <0.0002 | | | | | | | | |
| 3/12/2020 | <0.0002 | | | | | <0.0002 | | | |
| 3/16/2020 | | <0.0002 | | <0.0002 | | | | <0.0002 | |
| 3/17/2020 | | | <0.0002 | | | | <0.0002 | | <0.0002 |
| 3/18/2020 | | | | | <0.0002 | | | | |
| 9/10/2020 | | | <0.0002 | <0.0002 | <0.0002 | <0.0002 | <0.0002 | <0.0002 | |
| 9/11/2020 | | <0.0002 | | | | | | | <0.0002 |
| 9/14/2020 | <0.0002 | | | | | | | | |
| 3/16/2021 | <0.0002 | <0.0002 | | | <0.0002 | | | | |
| 3/17/2021 | | | | <0.0002 | | <0.0002 | <0.0002 | | <0.0002 |
| 3/18/2021 | | | <0.0002 | | | | | <0.0002 | |
| 8/19/2021 | | | | | <0.0002 | | | | |
| 8/20/2021 | <0.0002 | | <0.0002 | | | | | | <0.0002 |
| 8/23/2021 | | | | <0.0002 | | <0.0002 | <0.0002 | | |
| 8/24/2021 | | | | | | | | <0.0002 | |
| 8/25/2021 | | 0.00014 (J) | | | | | | | |
| 3/2/2022 | <0.0002 | | | | | | | | |
| 3/7/2022 | | | | <0.0002 | <0.0002 | | 0.00023 | <0.0002 | |
| 3/8/2022 | | | <0.0002 | | | <0.0002 | | | <0.0002 |
| 3/9/2022 | | <0.0002 | | | | | | | |
| 5/3/2022 | | | | | | | <0.0002 | | |
| 8/11/2022 | <0.0002 | | | | | | | | |
| 8/15/2022 | | | | <0.0002 | | <0.0002 | | | |
| 8/16/2022 | | <0.0002 | <0.0002 | | <0.0002 | | <0.0002 | <0.0002 | <0.0002 |
| 2/15/2023 | <0.0002 | <0.0002 | <0.0002 | | <0.0002 | | | | |
| 2/17/2023 | | | | | | | <0.0002 | | |

ND substitution: RL or RL/2 if <15% NDs.

# Time Series

Constituent: Mercury (mg/L) Analysis Run 3/31/2026 4:41 AM

Plant Wansley Client: Southern Company Data: Wansley Landfill

| | GWC-8 | GWC-9 | GWC-10 | GWC-11 | GWC-12 | GWC-13 | GWC-14 | GWC-15 | GWC-16 |
|---|---|---|---|---|---|---|---|---|---|
| 2/20/2023 | | | | | | | | | <0.0002 |
| 2/21/2023 | | | | <0.0002 | | <0.0002 | | <0.0002 | |
| 8/9/2023 | <0.0002 | <0.0002 | | | | | | | |
| 8/10/2023 | | | <0.0002 | | | | | | |
| 8/14/2023 | | | | <0.0002 | <0.0002 | | <0.0002 | <0.0002 | <0.0002 |
| 8/16/2023 | | | | | | <0.0002 | | | |
| 2/14/2024 | | | | <0.0002 | | | | | |
| 2/19/2024 | | <0.0002 | | | | <0.0002 | <0.0002 | | |
| 2/20/2024 | | | <0.0002 | | <0.0002 | | | | |
| 2/21/2024 | <0.0002 | | | | | | | <0.0002 | <0.0002 |
| 7/30/2024 | <0.0002 | | | | | | | | |
| 7/31/2024 | | <0.0002 | <0.0002 | | | | | | |
| 8/5/2024 | | | | | | <0.0002 | | | <0.0002 |
| 8/6/2024 | | | | <0.0002 | <0.0002 | | <0.0002 | <0.0002 | |
| 2/11/2025 | | | | | | | | | <0.0002 |
| 2/13/2025 | <0.0002 | | | | | | | | |
| 2/17/2025 | | | | | <0.0002 | | <0.0002 | | |
| 2/18/2025 | | <0.0002 | | <0.0002 | | <0.0002 | | <0.0002 | |
| 2/19/2025 | | | <0.0002 | | | | | | |
| 8/13/2025 | <0.0002 | <0.0002 | | | | | | | |
| 8/15/2025 | | | | | | | | | <0.0002 |
| 8/18/2025 | | | | <0.0002 | <0.0002 | | | <0.0002 | |
| 8/19/2025 | | | <0.0002 | | | <0.0002 | <0.0002 | | |
| 1/20/2026 | | | | | | | <0.0002 | | |
| 1/21/2026 | | | <0.0002 | <0.0002 | <0.0002 | <0.0002 | | <0.0002 | <0.0002 |
| 1/22/2026 | <0.0002 | <0.0002 | | | | | | | |

ND substitution: RL or RL/2 if <15% NDs.

# Time Series

Constituent: Mercury (mg/L) Analysis Run 3/31/2026 4:41 AM

Plant Wansley Client: Southern Company Data: Wansley Landfill

| | GWC-17 | GWC-18 | GWC-19 | GWC-20 | GWC-21 | GWC-22 | GWC-23 | GWC-24 | GWC-25 |
|---|---|---|---|---|---|---|---|---|---|
| 8/30/2011 | <0.0002 | <0.0002 | <0.0002 | | | | | | |
| 8/31/2011 | | | | <0.0002 | <0.0002 | | | | |
| 9/15/2011 | | | | | | <0.0002 | | | |
| 9/16/2011 | | | | | | | <0.0002 | | |
| 9/17/2011 | | | | | | | | | <0.0002 |
| 10/26/2011 | <0.0002 | <0.0002 | <0.0002 | | | | | | |
| 10/27/2011 | | | | <0.0002 | <0.0002 | | | | |
| 10/29/2011 | | | | | | <0.0002 | <0.0002 | | |
| 10/31/2011 | | | | | | | | | <0.0002 |
| 12/3/2011 | <0.0002 | <0.0002 | <0.0002 | | | | | | |
| 12/4/2011 | | | | <0.0002 | <0.0002 | | | | |
| 12/13/2011 | | | | | | <0.0002 | <0.0002 | | |
| 12/14/2011 | | | | | | | | | <0.0002 |
| 1/25/2012 | <0.0002 | | | | | <0.0002 | | | |
| 1/31/2012 | | | | | | | <0.0002 | | |
| 2/7/2012 | | | | | | | | | <0.0002 |
| 2/8/2012 | | | <0.0002 | <0.0002 | <0.0002 | | | | |
| 2/9/2012 | | <0.0002 | | | | | | | |
| 7/11/2012 | <0.0002 | <0.0002 | <0.0002 | <0.0002 | | | | | |
| 7/17/2012 | | | | | <0.0002 | | | | <0.0002 |
| 7/18/2012 | | | | | | <0.0002 | <0.0002 | | |
| 1/8/2013 | <0.0002 | <0.0002 | <0.0002 | <0.0002 | | | | | |
| 1/9/2013 | | | | | <0.0002 | | | | |
| 1/22/2013 | | | | | | <0.0002 | <0.0002 | | |
| 7/16/2013 | <0.0002 | <0.0002 | <0.0002 | <0.0002 | <0.0002 | <0.0002 | | | |
| 7/23/2013 | | | | | | | <0.0002 | | |
| 7/24/2013 | | | | | | | | | <0.0002 |
| 1/14/2014 | <0.0002 | <0.0002 | | | | | | | |
| 1/21/2014 | | | <0.0002 | <0.0002 | <0.0002 | <0.0002 | | | |
| 1/22/2014 | | | | | | | <0.0002 | | |
| 1/23/2014 | | | | | | | | | <0.0002 |
| 6/24/2014 | | <0.0002 | <0.0002 | <0.0002 | <0.0002 | | | | |
| 6/25/2014 | <0.0002 | | | | | <0.0002 | | | |
| 7/1/2014 | | | | | | | <0.0002 | | |
| 7/8/2014 | | | | | | | | <0.0002 | <0.0002 |
| 1/13/2015 | | <0.0002 | <0.0002 | <0.0002 | <0.0002 | | | | |
| 1/14/2015 | <0.0002 | | | | | <0.0002 | | | |
| 1/21/2015 | | | | | | | | | <0.0002 |
| 1/22/2015 | | | | | | | <0.0002 | | |
| 7/23/2015 | | <0.0002 | <0.0002 | <0.0002 | <0.0002 | <0.0002 | | | |
| 7/28/2015 | <0.0002 | | | | | | | | |
| 7/29/2015 | | | | | | | <0.0002 | | |
| 7/30/2015 | | | | | | | | | <0.0002 |
| 7/31/2015 | | | | | | | | <0.0002 | |
| 1/20/2016 | | | | | | | | <0.0002 | |
| 1/21/2016 | | | | | | | <0.0002 | | <0.0002 |
| 1/26/2016 | | | | | <0.0002 | <0.0002 | | | |
| 1/27/2016 | <0.0002 | <0.0002 | <0.0002 | <0.0002 | | | | | |
| 3/28/2016 | | | | | | | | | <0.0002 |
| 3/29/2016 | | | | | | | <0.0002 | | |
| 3/30/2016 | <0.0002 | <0.0002 | <0.0002 | <0.0002 | <0.0002 | | | <0.0002 | |
| 3/31/2016 | | | | | | <0.0002 | | | |

ND substitution: RL or RL/2 if <15% NDs.

# Time Series

Constituent: Mercury (mg/L) Analysis Run 3/31/2026 4:41 AM

Plant Wansley Client: Southern Company Data: Wansley Landfill

| | GWC-17 | GWC-18 | GWC-19 | GWC-20 | GWC-21 | GWC-22 | GWC-23 | GWC-24 | GWC-25 |
|---|---|---|---|---|---|---|---|---|---|
| 5/25/2016 | <0.0002 | | | | | | <0.0002 | <0.0002 | <0.0002 |
| 5/26/2016 | | <0.0002 | <0.0002 | <0.0002 | <0.0002 | <0.0002 | | | |
| 7/25/2016 | | 0.00012 (J) | 0.00013 (J) | 0.00011 (J) | | | | | |
| 7/26/2016 | | | | | 0.00013 (J) | 0.00012 (J) | | | |
| 7/27/2016 | 9.7E-05 (J) | | | | | | 8.6E-05 (J) | 9E-05 (J) | 9.8E-05 (J) |
| 9/16/2016 | | | | | | | | <0.0002 | |
| 9/19/2016 | <0.0002 | <0.0002 | <0.0002 | | | | | | <0.0002 |
| 9/20/2016 | | | | <0.0002 | 7.2E-05 (J) | 0.00013 (J) | <0.0002 | | |
| 11/15/2016 | | | | | | | | | <0.0002 |
| 11/17/2016 | <0.0002 | <0.0002 | <0.0002 | <0.0002 | 8.4E-05 (J) | <0.0002 | | | |
| 11/18/2016 | | | | | | | <0.0002 | <0.0002 | |
| 1/24/2017 | | | | | | | | | <0.0002 |
| 2/1/2017 | 0.0002 | 9.8E-05 (J) | | | | | | | |
| 2/2/2017 | | | 0.00011 (J) | 8.6E-05 (J) | 0.00011 (J) | | | | |
| 2/3/2017 | | | | | | <0.0002 | <0.0002 | <0.0002 | |
| 3/23/2017 | | | | | | | | | <0.0002 |
| 3/24/2017 | <0.0002 | <0.0002 | <0.0002 | | | | | | |
| 3/28/2017 | | | | <0.0002 | <0.0002 | <0.0002 | <0.0002 | | |
| 3/29/2017 | | | | | | | | <0.0002 | |
| 5/2/2017 | | | | | | | | | <0.0002 |
| 5/3/2017 | <0.0002 | <0.0002 | <0.0002 | | | <0.0002 | | | |
| 5/4/2017 | | | | <0.0002 | <0.0002 | | <0.0002 | <0.0002 | |
| 8/3/2017 | | | | | | | | | <0.0002 |
| 8/7/2017 | <0.0002 | <0.0002 | <0.0002 | <0.0002 | <0.0002 | | | | |
| 8/8/2017 | | | | | | <0.0002 | <0.0002 | <0.0002 | |
| 1/25/2018 | <0.0002 | <0.0002 | <0.0002 | | | <0.0002 | <0.0002 | <0.0002 | <0.0002 |
| 1/26/2018 | | | | <0.0002 | <0.0002 | | | | |
| 6/20/2018 | | | | | <0.0002 | <0.0002 | <0.0002 | | |
| 6/21/2018 | | <0.0002 | <0.0002 | <0.0002 | | | | | |
| 6/26/2018 | <0.0002 | | | | | | | | |
| 6/27/2018 | | | | | | | | <0.0002 | <0.0002 |
| 1/24/2019 | <0.0002 | | | | <0.0002 | <0.0002 | | | <0.0002 |
| 1/25/2019 | | | | | | | <0.0002 | | |
| 1/28/2019 | | <0.0002 | <0.0002 | <0.0002 | | | | | |
| 1/31/2019 | | | | | | | | <0.0002 | |
| 6/25/2019 | <0.0002 | | | <0.0002 | <0.0002 | <0.0002 | | | <0.0002 |
| 6/26/2019 | | | <0.0002 | | | | <0.0002 | <0.0002 | |
| 6/27/2019 | | <0.0002 | | | | | | | |
| 9/10/2019 | | | | | | <0.0002 | | | |
| 9/11/2019 | <0.0002 | <0.0002 | | <0.0002 | <0.0002 | | | <0.0002 | <0.0002 |
| 9/12/2019 | | | <0.0002 | | | | <0.0002 | | |
| 3/12/2020 | | | | | | | | <0.0002 | <0.0002 |
| 3/17/2020 | <0.0002 | <0.0002 | | | | | | | |
| 3/18/2020 | | | <0.0002 | <0.0002 | <0.0002 | <0.0002 | <0.0002 | | |
| 9/10/2020 | | | | | | <0.0002 | <0.0002 | | |
| 9/14/2020 | <0.0002 | <0.0002 | | | | | | | <0.0002 |
| 9/15/2020 | | | <0.0002 | <0.0002 | <0.0002 | | | <0.0002 | |
| 3/15/2021 | | | | | | <0.0002 | | | |
| 3/16/2021 | <0.0002 | <0.0002 | | <0.0002 | <0.0002 | | | | |
| 3/17/2021 | | | <0.0002 | | | | | | <0.0002 |
| 3/18/2021 | | | | | | | <0.0002 | <0.0002 | |
| 8/19/2021 | | | | | <0.0002 | <0.0002 | | <0.0002 | <0.0002 |

ND substitution: RL or RL/2 if <15% NDs.

# Time Series

Constituent: Mercury (mg/L) Analysis Run 3/31/2026 4:41 AM

Plant Wansley Client: Southern Company Data: Wansley Landfill

| | GWC-17 | GWC-18 | GWC-19 | GWC-20 | GWC-21 | GWC-22 | GWC-23 | GWC-24 | GWC-25 |
|---|---|---|---|---|---|---|---|---|---|
| 8/20/2021 | <0.0002 | | | | | | | | |
| 8/23/2021 | | | | | | | <0.0002 | | |
| 8/24/2021 | | <0.0002 | <0.0002 | <0.0002 | | | | | |
| 3/7/2022 | | | | <0.0002 | <0.0002 | | | | |
| 3/8/2022 | <0.0002 | <0.0002 | <0.0002 | | | <0.0002 | | | <0.0002 |
| 3/9/2022 | | | | | | | <0.0002 | | |
| 3/10/2022 | | | | | | | | <0.0002 | |
| 8/10/2022 | | | | | | | | | <0.0002 |
| 8/11/2022 | <0.0002 | <0.0002 | <0.0002 | | | | | | |
| 8/16/2022 | | | | <0.0002 | <0.0002 | | <0.0002 | | |
| 8/17/2022 | | | | | | <0.0002 | | | |
| 8/18/2022 | | | | | | | | <0.0002 | |
| 2/14/2023 | | | | | | <0.0002 | | | |
| 2/16/2023 | | | | | | | | <0.0002 | |
| 2/20/2023 | <0.0002 | <0.0002 | | | | | | | |
| 2/21/2023 | | | <0.0002 | | <0.0002 | | <0.0002 | | <0.0002 |
| 2/22/2023 | | | | <0.0002 | | | | | |
| 8/9/2023 | | <0.0002 | <0.0002 | <0.0002 | <0.0002 | | | | |
| 8/10/2023 | <0.0002 | | | | | | | | |
| 8/14/2023 | | | | | | <0.0002 | | | |
| 8/15/2023 | | | | | | | <0.0002 | | <0.0002 |
| 8/16/2023 | | | | | | | | <0.0002 | |
| 2/14/2024 | | | | | | <0.0002 | | | |
| 2/19/2024 | | | | | <0.0002 | | <0.0002 | | |
| 2/20/2024 | <0.0002 | | | <0.0002 | | | | | |
| 2/21/2024 | | <0.0002 | <0.0002 | | | | | | <0.0002 |
| 2/22/2024 | | | | | | | | <0.0002 | |
| 7/30/2024 | | | | | <0.0002 | | <0.0002 | | |
| 8/1/2024 | | | | | | | | | <0.0002 |
| 8/2/2024 | | | | <0.0002 | | | | | |
| 8/6/2024 | | | <0.0002 | | | <0.0002 | | <0.0002 | |
| 8/7/2024 | <0.0002 | <0.0002 | | | | | | | |
| 2/11/2025 | | | | | <0.0002 | <0.0002 | <0.0002 | | |
| 2/13/2025 | <0.0002 | <0.0002 | | | | | | | |
| 2/14/2025 | | | <0.0002 | <0.0002 | | | | <0.0002 | <0.0002 |
| 8/12/2025 | | | | <0.0002 | <0.0002 | <0.0002 | <0.0002 | | |
| 8/13/2025 | <0.0002 | <0.0002 | <0.0002 | | | | | | <0.0002 |
| 8/14/2025 | | | | | | | | <0.0002 | |
| 1/20/2026 | | | | | <0.0002 | <0.0002 | | | |
| 1/21/2026 | <0.0002 | <0.0002 | <0.0002 | <0.0002 | | | | <0.0002 | <0.0002 |
| 1/22/2026 | | | | | | | <0.0002 | | |

ND substitution: RL or RL/2 if <15% NDs.

# Time Series

Constituent: Mercury (mg/L) Analysis Run 3/31/2026 4:41 AM

Plant Wansley Client: Southern Company Data: Wansley Landfill

| | GWC-26 | GWC-27 | GWC-30 | GWC-31 | GWC-32 | GWC-33 | GWC-34 | GWC-35 |
|---|---|---|---|---|---|---|---|---|
| 9/15/2011 | | | <0.0002 | | <0.0002 | | | |
| 9/16/2011 | | | | | | <0.0002 | <0.0002 | <0.0002 |
| 9/17/2011 | <0.0002 | <0.0002 | | <0.0002 | | | | |
| 10/28/2011 | | | <0.0002 | | | | | |
| 10/29/2011 | <0.0002 | <0.0002 | | | | | | |
| 10/30/2011 | | | | | | <0.0002 | | |
| 10/31/2011 | | | | <0.0002 | <0.0002 | | <0.0002 | <0.0002 |
| 12/12/2011 | | | | | | | <0.0002 | <0.0002 |
| 12/13/2011 | | | <0.0002 | | <0.0002 | <0.0002 | | |
| 12/14/2011 | <0.0002 | <0.0002 | | | | | | |
| 1/25/2012 | | <0.0002 | | | | | | |
| 2/1/2012 | | | | | <0.0002 | <0.0002 | <0.0002 | <0.0002 |
| 2/7/2012 | <0.0002 | | | <0.0002 | | | | |
| 2/8/2012 | | | <0.0002 | | | | | |
| 7/16/2012 | | | | | | | <0.0002 | <0.0002 |
| 7/17/2012 | <0.0002 | <0.0002 | | | <0.0002 | <0.0002 | | |
| 7/18/2012 | | | <0.0002 | | | | | |
| 1/22/2013 | | | | | | | <0.0002 | <0.0002 |
| 1/23/2013 | | | | <0.0002 | <0.0002 | <0.0002 | | |
| 1/24/2013 | <0.0002 | <0.0002 | <0.0002 | | | | | |
| 7/2/2013 | | | | | | | | <0.0002 |
| 7/17/2013 | | | | | | <0.0002 | <0.0002 | |
| 7/24/2013 | <0.0002 | <0.0002 | <0.0002 | | <0.0002 | | | |
| 1/21/2014 | | | | | | | | <0.0002 |
| 1/23/2014 | <0.0002 | <0.0002 | <0.0002 | <0.0002 | <0.0002 | <0.0002 | <0.0002 | |
| 6/25/2014 | | | | | | | <0.0002 | <0.0002 |
| 7/1/2014 | | | <0.0002 | <0.0002 | <0.0002 | | | |
| 7/8/2014 | <0.0002 | <0.0002 | | | | | | |
| 1/14/2015 | | | | | | | <0.0002 | <0.0002 |
| 1/20/2015 | | | <0.0002 | | <0.0002 | <0.0002 | | |
| 1/21/2015 | <0.0002 | <0.0002 | | <0.0002 | | | | |
| 7/28/2015 | | | | | | | | <0.0002 |
| 7/29/2015 | | | | | | <0.0002 | <0.0002 | |
| 7/30/2015 | | <0.0002 | <0.0002 | | <0.0002 | | | |
| 7/31/2015 | <0.0002 | | | | | | | |
| 1/19/2016 | | | <0.0002 | | | | | |
| 1/21/2016 | | | | | | | <0.0002 | <0.0002 |
| 1/22/2016 | | <0.0002 | | | | | | |
| 1/25/2016 | <0.0002 | | | <0.0002 | <0.0002 | <0.0002 | | |
| 3/23/2016 | | <0.0002 | <0.0002 | | <0.0002 | <0.0002 | | |
| 3/24/2016 | <0.0002 | | | | | | <0.0002 | <0.0002 |
| 3/30/2016 | | | | <0.0002 | | | | |
| 5/20/2016 | | | <0.0002 | | | | | |
| 5/23/2016 | | | | | | | <0.0002 | <0.0002 |
| 5/24/2016 | | <0.0002 | | | <0.0002 | <0.0002 | | |
| 5/25/2016 | <0.0002 | | | <0.0002 | | | | |
| 7/21/2016 | | | 8.6E-05 (J) | | | | 8.4E-05 (J) | <0.0002 |
| 7/22/2016 | | | | | <0.0002 | <0.0002 | | |
| 7/26/2016 | 0.00012 (J) | 0.00012 (J) | | | | | | |
| 7/27/2016 | | | | 0.0001 (J) | | | | |
| 9/15/2016 | | | | | | | <0.0002 | <0.0002 |
| 9/16/2016 | | | | | <0.0002 | <0.0002 | | |

ND substitution: RL or RL/2 if <15% NDs.

# Time Series

Constituent: Mercury (mg/L) Analysis Run 3/31/2026 4:41 AM

Plant Wansley Client: Southern Company Data: Wansley Landfill

| | GWC-26 | GWC-27 | GWC-30 | GWC-31 | GWC-32 | GWC-33 | GWC-34 | GWC-35 |
|---|---|---|---|---|---|---|---|---|
| 9/19/2016 | <0.0002 | <0.0002 | | | | | | |
| 9/20/2016 | | | <0.0002 | | | | | |
| 11/11/2016 | | <0.0002 | | | | | | |
| 11/14/2016 | <0.0002 | | <0.0002 | | | | | |
| 11/15/2016 | | | | | <0.0002 | | <0.0002 | 9.6E-05 (J) |
| 11/17/2016 | | | | | | <0.0002 | | |
| 1/19/2017 | <0.0002 | | | | | | | |
| 1/20/2017 | | <0.0002 | | | | | | |
| 1/24/2017 | | | <0.0002 | | | | | |
| 1/25/2017 | | | | <0.0002 | | 0.00012 (J) | 0.00012 (J) | |
| 1/26/2017 | | | | | 7.3E-05 (J) | | | <0.0002 |
| 3/16/2017 | 0.00014 (J) | 0.00015 (J) | | | | | | |
| 3/17/2017 | | | 0.00017 (J) | | | | | |
| 3/22/2017 | | | | | | | 7.9E-05 (J) | <0.0002 |
| 3/23/2017 | | | | <0.0002 | | <0.0002 | | |
| 3/24/2017 | | | | | <0.0002 | | | |
| 4/28/2017 | | <0.0002 | | | | | | |
| 5/1/2017 | <0.0002 | | <0.0002 | | | <0.0002 | <0.0002 | |
| 5/2/2017 | | | | <0.0002 | <0.0002 | | | <0.0002 |
| 7/19/2017 | | | | <0.0002 | | | | |
| 8/3/2017 | <0.0002 | <0.0002 | | | <0.0002 | | <0.0002 | <0.0002 |
| 8/4/2017 | | | <0.0002 | <0.0002 | | <0.0002 | | |
| 1/19/2018 | | <0.0002 | | | | | | |
| 1/22/2018 | <0.0002 | | | | | | | |
| 1/23/2018 | | | | <0.0002 | <0.0002 | <0.0002 | <0.0002 | <0.0002 |
| 1/24/2018 | | | <0.0002 | | | | | |
| 6/19/2018 | | | | | | | | <0.0002 |
| 6/20/2018 | | | | | | | <0.0002 | |
| 6/21/2018 | | | <0.0002 | | | | | |
| 6/26/2018 | | | | | <0.0002 | <0.0002 | | |
| 6/27/2018 | <0.0002 | <0.0002 | | <0.0002 | | | | |
| 1/21/2019 | | | | | | | | <0.0002 |
| 1/24/2019 | <0.0002 | <0.0002 | | | | | | |
| 1/28/2019 | | | | | | | <0.0002 | |
| 1/30/2019 | | | <0.0002 | | <0.0002 | <0.0002 | | |
| 1/31/2019 | | | | <0.0002 | | | | |
| 6/25/2019 | <0.0002 | | | | | | | |
| 6/26/2019 | | <0.0002 | | <0.0002 | | <0.0002 | <0.0002 | <0.0002 |
| 6/27/2019 | | | <0.0002 | | <0.0002 | | | |
| 9/10/2019 | | | 0.00014 (J) | | | | | |
| 9/11/2019 | | | | <0.0002 | | | <0.0002 | |
| 9/12/2019 | <0.0002 | <0.0002 | | | <0.0002 | <0.0002 | | <0.0002 |
| 3/11/2020 | | | <0.0002 | | | | <0.0002 | <0.0002 |
| 3/12/2020 | | <0.0002 | | | | <0.0002 | | |
| 3/13/2020 | <0.0002 | | | | | | | |
| 3/17/2020 | | | | <0.0002 | | | | |
| 3/18/2020 | | | | | <0.0002 | | | |
| 9/9/2020 | | <0.0002 | | | | | | |
| 9/10/2020 | | | <0.0002 | | | | | |
| 9/11/2020 | | | | <0.0002 | | | <0.0002 | <0.0002 |
| 9/15/2020 | <0.0002 | | | | <0.0002 | | | |
| 9/16/2020 | | | | | | <0.0002 | | |

ND substitution: RL or RL/2 if <15% NDs.

# Time Series

Constituent: Mercury (mg/L) Analysis Run 3/31/2026 4:41 AM

Plant Wansley Client: Southern Company Data: Wansley Landfill

| | GWC-26 | GWC-27 | GWC-30 | GWC-31 | GWC-32 | GWC-33 | GWC-34 | GWC-35 |
|---|---|---|---|---|---|---|---|---|
| 3/16/2021 | | | | <0.0002 | | | <0.0002 | <0.0002 |
| 3/17/2021 | <0.0002 | | | | <0.0002 | | | |
| 3/18/2021 | | <0.0002 | <0.0002 | | | <0.0002 | | |
| 8/18/2021 | | | | | | | | <0.0002 |
| 8/19/2021 | <0.0002 | | | | | | | |
| 8/23/2021 | | <0.0002 | <0.0002 | | | | | |
| 8/24/2021 | | | | | <0.0002 | <0.0002 | <0.0002 | |
| 8/25/2021 | | | | 0.00016 (J) | | | | |
| 3/2/2022 | | | <0.0002 | | | | <0.0002 | <0.0002 |
| 3/8/2022 | | <0.0002 | | | | | | |
| 3/9/2022 | <0.0002 | | | | <0.0002 | <0.0002 | | |
| 3/10/2022 | | | | <0.0002 | | | | |
| 8/10/2022 | <0.0002 | <0.0002 | <0.0002 | | <0.0002 | | <0.0002 | |
| 8/15/2022 | | | | | | <0.0002 | | <0.0002 |
| 8/16/2022 | | | | <0.0002 | | | | |
| 2/14/2023 | | | <0.0002 | | | | | |
| 2/15/2023 | | | | | <0.0002 | | | |
| 2/20/2023 | | <0.0002 | | | | <0.0002 | <0.0002 | <0.0002 |
| 2/21/2023 | <0.0002 | | | | | | | |
| 2/22/2023 | | | | <0.0002 | | | | |
| 8/15/2023 | | <0.0002 | | | <0.0002 | <0.0002 | | |
| 8/16/2023 | <0.0002 | | <0.0002 | <0.0002 | | | <0.0002 | <0.0002 |
| 2/20/2024 | <0.0002 | <0.0002 | | | <0.0002 | <0.0002 | | |
| 2/21/2024 | | | <0.0002 | <0.0002 | | | | |
| 2/22/2024 | | | | | | | <0.0002 | <0.0002 |
| 7/30/2024 | | <0.0002 | | | | | | |
| 7/31/2024 | | | | | | <0.0002 | | |
| 8/2/2024 | <0.0002 | | | <0.0002 | | | | |
| 8/5/2024 | | | <0.0002 | | | | <0.0002 | <0.0002 |
| 8/6/2024 | | | | | <0.0002 | | | |
| 2/11/2025 | | <0.0002 | | | | | | |
| 2/13/2025 | <0.0002 | | <0.0002 | | | | <0.0002 | |
| 2/18/2025 | | | | <0.0002 | | | | <0.0002 |
| 2/19/2025 | | | | | <0.0002 | <0.0002 | | |
| 8/13/2025 | <0.0002 | 0.00017 (J) | | | | | | |
| 8/14/2025 | | | <0.0002 | | <0.0002 | | <0.0002 | <0.0002 |
| 8/15/2025 | | | | <0.0002 | | | | |
| 8/19/2025 | | | | | | <0.0002 | | |
| 1/21/2026 | | <0.0002 | <0.0002 | | <0.0002 | | | |
| 1/22/2026 | <0.0002 | | | | | <0.0002 | <0.0002 | <0.0002 |
| 2/11/2026 | | | | <0.0002 | | | | |

ND substitution: RL or RL/2 if <15% NDs.

# Time Series

Constituent: Nickel (mg/L) Analysis Run 3/31/2026 4:41 AM

Plant Wansley Client: Southern Company Data: Wansley Landfill

| | GWA-1 (bg) | GWA-2 (bg) | GWA-3 (bg) | GWA-4 (bg) | GWA-28 (bg) | GWA-29 (bg) | GWC-5 | GWC-6 | GWC-7 |
|---|---|---|---|---|---|---|---|---|---|
| 8/31/2011 | | | <0.0025 | <0.005 | | | <0.0025 | 0.0072 | |
| 9/7/2011 | | | | | | | | | <0.0025 |
| 9/16/2011 | <0.0025 | | | | <0.005 | | | | |
| 9/17/2011 | | <0.0025 | | | | 0.0053 | | | |
| 10/27/2011 | <0.0025 | <0.0025 | | <0.005 | | | <0.0025 | | |
| 10/28/2011 | | | | | <0.005 | 0.0042 | | | |
| 10/30/2011 | | | | | | | | 0.0055 | <0.0025 |
| 12/5/2011 | | | | | | | <0.0025 | 0.0026 | <0.0025 |
| 12/12/2011 | | | | | <0.005 | <0.0025 | | | |
| 12/13/2011 | <0.0025 | | | | | | | | |
| 12/14/2011 | | <0.0025 | | <0.005 | | | | | |
| 1/25/2012 | | | | | <0.005 | | <0.0025 | <0.0025 | <0.0025 |
| 1/31/2012 | <0.0025 | | | | | 0.0043 | | | |
| 2/1/2012 | | | | <0.005 | | | | | |
| 2/7/2012 | | 0.0028 | | | | | | | |
| 7/16/2012 | | | | | <0.005 | | | | |
| 7/17/2012 | | | | | | <0.0025 | | | |
| 7/18/2012 | <0.0025 | | | | | | 0.0043 | | 0.013 |
| 7/23/2012 | | <0.0025 | | <0.005 | | | | | |
| 7/24/2012 | | | | | | | | 0.003 | |
| 1/7/2013 | | | | | | | | | 0.019 |
| 1/8/2013 | | | | | | | | 0.0036 | |
| 1/9/2013 | | | | | | | 0.0082 | | |
| 1/23/2013 | | <0.0025 | | <0.005 | | | | | |
| 1/24/2013 | <0.0025 | | | | <0.005 | 0.0052 | | | |
| 7/9/2013 | | | | | | | | 0.0038 | 0.018 |
| 7/17/2013 | <0.0025 | | | <0.005 | | | 0.0076 | | |
| 7/23/2013 | | | | | <0.005 | | | | |
| 7/24/2013 | | <0.0025 | | | | 0.0052 | | | |
| 1/14/2014 | | | | | | | | | 0.017 |
| 1/15/2014 | | | | <0.005 | | | 0.0083 | 0.0049 | |
| 1/21/2014 | <0.0025 | | | | | | | | |
| 1/22/2014 | | 0.0013 (J) | | | 0.00092 (J) | 0.0031 | | | |
| 6/24/2014 | | | | | | | | | 0.016 |
| 6/25/2014 | <0.0025 | | 0.0044 | <0.005 | | | 0.0079 | 0.0037 | |
| 7/1/2014 | | 0.0014 (J) | | | <0.005 | | | | |
| 7/8/2014 | | | | | | 0.0036 | | | |
| 1/13/2015 | | | | | | | 0.0072 | | |
| 1/14/2015 | <0.0025 | | | 0.0073 (O) | | | | | |
| 1/20/2015 | | | | | | | | 0.0035 | 0.015 |
| 1/21/2015 | | | | | <0.005 | 0.0026 | | | |
| 1/22/2015 | | 0.0017 (J) | | | | | | | |
| 7/21/2015 | <0.0025 | | 0.0056 | <0.005 | <0.005 | | | | |
| 7/22/2015 | | 0.0013 (J) | | | | 0.0028 | | | |
| 7/24/2015 | | | | | | | 0.0083 | 0.0048 | |
| 7/27/2015 | | | | | | | | | 0.013 |
| 1/19/2016 | | | | | | 0.0021 (J) | | | |
| 1/20/2016 | | <0.0025 | | 0.002 (J) | | | 0.007 | 0.0044 | |
| 1/21/2016 | <0.0025 | | | | | | | | |
| 1/22/2016 | | | | | <0.005 | | | | |
| 1/26/2016 | | | | | | | | | 0.012 |
| 7/21/2016 | <0.0025 | | | <0.005 | | 0.0035 | 0.0085 | 0.0042 | |

ND substitution: RL or RL/2 if <15% NDs.

# Time Series

Constituent: Nickel (mg/L) Analysis Run 3/31/2026 4:41 AM

Plant Wansley Client: Southern Company Data: Wansley Landfill

| | GWA-1 (bg) | GWA-2 (bg) | GWA-3 (bg) | GWA-4 (bg) | GWA-28 (bg) | GWA-29 (bg) | GWC-5 | GWC-6 | GWC-7 |
|---|---|---|---|---|---|---|---|---|---|
| 7/22/2016 | | | | | | | | | 0.011 |
| 7/25/2016 | | | | | <0.005 | | | | |
| 7/26/2016 | | <0.0025 | | | | | | | |
| 7/27/2016 | | | <0.0025 | | | | | | |
| 1/17/2017 | | | | 0.007 (O) | <0.005 | 0.0022 (J) | | | |
| 1/19/2017 | <0.0025 | <0.0025 | | | | | | | |
| 1/26/2017 | | | | | | | 0.0066 | 0.005 | 0.011 |
| 8/1/2017 | | | <0.0025 | | <0.005 | 0.0018 (J) | | | |
| 8/2/2017 | | <0.0025 | | <0.005 | | | | | |
| 8/3/2017 | <0.0025 | | | | | | 0.0088 | 0.0051 | |
| 8/4/2017 | | | | | | | | | 0.011 |
| 1/19/2018 | <0.0025 | <0.0025 | | | <0.005 | <0.0025 | | | |
| 1/22/2018 | | | | <0.005 | | | | | |
| 1/23/2018 | | | | | | | 0.0074 | 0.0054 | 0.0071 |
| 6/19/2018 | <0.0025 | <0.0025 | | 0.0022 (J) | <0.005 | 0.0024 (J) | | | |
| 6/20/2018 | | | <0.0025 | | | | | | |
| 6/25/2018 | | | | | | | 0.0053 | 0.0056 | 0.011 |
| 1/17/2019 | 0.00094 (J) | 0.0011 | | 0.0017 | | | | | |
| 1/18/2019 | | | 0.00087 (J) | | | 0.0022 | | | |
| 1/21/2019 | | | | | 0.0004 (J) | | | | 0.0077 |
| 1/30/2019 | | | | | | | 0.0032 | 0.0057 | |
| 6/24/2019 | 0.00095 (J) | 0.0013 | | 0.0022 | | | | | |
| 6/25/2019 | | | 0.0021 | | 0.00088 (J) | 0.0028 | | | 0.01 |
| 6/26/2019 | | | | | | | 0.0051 | 0.0052 | |
| 9/9/2019 | 0.00099 (J) | | | | | | | | |
| 9/10/2019 | | 0.0014 | | 0.0017 | 0.00047 (J) | 0.0024 | | | 0.0089 |
| 9/11/2019 | | | 0.0022 | | | | | | |
| 9/12/2019 | | | | | | | 0.0085 | 0.0099 | |
| 3/10/2020 | 0.00067 (J) | 0.0012 | 0.0019 | 0.0019 | 0.00069 (J) | 0.0012 | | | |
| 3/12/2020 | | | | | | | | | 0.0074 |
| 3/16/2020 | | | | | | | 0.0049 | 0.0043 | |
| 9/9/2020 | 0.00071 (J) | | 0.0015 | 0.0012 | 0.0004 (J) | 0.0016 | 0.0051 | | |
| 9/10/2020 | | 0.0011 | | | | | | | |
| 9/11/2020 | | | | | | | | 0.0063 | |
| 9/14/2020 | | | | | | | | | 0.0094 |
| 3/15/2021 | 0.00059 (J) | 0.00076 (J) | 0.0022 | 0.0027 | <0.005 | 0.0019 | | | |
| 3/16/2021 | | | | | | | | | 0.0067 |
| 3/17/2021 | | | | | | | 0.0035 | 0.006 | |
| 8/16/2021 | 0.00076 (J) | | | | <0.005 | | | | |
| 8/18/2021 | | 0.001 | 0.0039 | 0.0032 | | 0.0014 | | 0.0058 | |
| 8/19/2021 | | | | | | | 0.0037 | | 0.0093 |
| 2/28/2022 | 0.00089 (J) | | | | | | | | |
| 3/1/2022 | | 0.00062 (J) | 0.0027 | 0.0021 | <0.005 | | | | |
| 3/2/2022 | | | | | | 0.0012 | 0.0038 | 0.0053 | 0.0076 |
| 8/9/2022 | 0.0011 | 0.00072 (J) | 0.004 | 0.00087 (J) | <0.005 | 0.0014 | | | |
| 8/11/2022 | | | | | | | 0.0046 | 0.0075 | 0.0084 |
| 2/13/2023 | | | | | | 0.00079 (J) | | | |
| 2/14/2023 | 0.00071 (J) | 0.00046 (J) | 0.00099 (J) | 0.00071 (J) | <0.005 | | | | |
| 2/20/2023 | | | | | | | 0.0038 | 0.0057 | |
| 2/21/2023 | | | | | | | | | 0.0079 |
| 8/8/2023 | | | 0.0024 | | | 0.0014 | | | |
| 8/9/2023 | 0.00084 (J) | 0.00061 (J) | | 0.00063 (J) | <0.005 | | | | 0.008 |

ND substitution: RL or RL/2 if <15% NDs.

# Time Series

Constituent: Nickel (mg/L) Analysis Run 3/31/2026 4:41 AM

Plant Wansley Client: Southern Company Data: Wansley Landfill

| | GWA-1 (bg) | GWA-2 (bg) | GWA-3 (bg) | GWA-4 (bg) | GWA-28 (bg) | GWA-29 (bg) | GWC-5 | GWC-6 | GWC-7 |
|---|---|---|---|---|---|---|---|---|---|
| 8/14/2023 | | | | | | | 0.0053 | 0.0064 | |
| 2/13/2024 | 0.00087 (J) | | | | | | | | |
| 2/14/2024 | | 0.00078 (J) | | 0.0013 | <0.005 | 0.00074 (J) | 0.0069 | 0.0052 | |
| 2/21/2024 | | | | | | | | | 0.0082 |
| 7/29/2024 | | | | 0.0015 | <0.005 | | | | |
| 7/30/2024 | 0.00074 (J) | 0.00056 (J) | | | | 0.00059 (J) | | | |
| 7/31/2024 | | | 0.0018 | | | | 0.0052 | | |
| 8/1/2024 | | | | | | | | 0.0083 | 0.0083 |
| 2/10/2025 | | | | 0.0027 | <0.005 | | | | |
| 2/11/2025 | 0.00096 (J) | 0.00077 (J) | | | | 0.00074 (J) | | | |
| 2/13/2025 | | | | | | | | | 0.0073 |
| 2/14/2025 | | | | | | | 0.0054 | | |
| 2/18/2025 | | | | | | | | 0.005 | |
| 8/12/2025 | 0.00084 (J) | 0.00054 (J) | | 0.00093 (J) | <0.005 | 0.00076 (J) | | | |
| 8/13/2025 | | | 0.0018 (J) | | | | | | |
| 8/15/2025 | | | | | | | | 0.0067 | |
| 8/18/2025 | | | | | | | 0.005 | | 0.0087 |
| 1/20/2026 | 0.001 (J) | 0.0014 (J) | | <0.005 | 0.0006 (J) | 0.00068 (J) | | 0.007 | |
| 1/21/2026 | | | 0.00053 (J) | | | | 0.0043 (J) | | |
| 1/22/2026 | | | | | | | | | 0.0079 |

ND substitution: RL or RL/2 if <15% NDs.

# Time Series

Constituent: Nickel (mg/L) Analysis Run 3/31/2026 4:41 AM

Plant Wansley Client: Southern Company Data: Wansley Landfill

| | GWC-8 | GWC-9 | GWC-10 | GWC-11 | GWC-12 | GWC-13 | GWC-14 | GWC-15 | GWC-16 |
|---|---|---|---|---|---|---|---|---|---|
| 8/30/2011 | | | | | | | | | <0.005 |
| 9/7/2011 | <0.0025 | 0.029 | | | | | | | |
| 9/13/2011 | | | | <0.005 | <0.005 | <0.005 | <0.0025 | | |
| 9/16/2011 | | | | | | | | <0.005 | |
| 10/26/2011 | | | | | | | | | <0.005 |
| 10/27/2011 | | | | | | | <0.0025 | <0.005 | |
| 10/28/2011 | | | | <0.005 | <0.005 | <0.005 | | | |
| 10/30/2011 | <0.0025 | <0.0025 | | | | | | | |
| 12/3/2011 | | | | | | | <0.0025 | <0.005 | <0.005 |
| 12/4/2011 | | 0.0072 | | <0.005 | <0.005 | <0.005 | | | |
| 12/5/2011 | <0.0025 | | | | | | | | |
| 1/19/2012 | <0.0025 | 0.0053 | | | | | | | |
| 1/24/2012 | | | | | <0.005 | <0.005 | <0.0025 | | |
| 1/25/2012 | | | | | | | | | <0.005 |
| 2/9/2012 | | | | <0.005 | | | | <0.005 | |
| 7/11/2012 | | | | | <0.005 | <0.005 | <0.0025 | <0.005 | <0.005 |
| 7/18/2012 | <0.0025 | 0.012 | | <0.005 | | | | | |
| 1/7/2013 | 0.0025 | | | | | | | | |
| 1/8/2013 | | 0.014 | | <0.005 | <0.005 | <0.005 | <0.0025 | <0.005 | <0.005 |
| 7/2/2013 | | | | | | | | <0.005 | <0.005 |
| 7/9/2013 | 0.0027 | 0.015 | | <0.005 | | | | | |
| 7/10/2013 | | | | | <0.005 | <0.005 | <0.0025 | | |
| 1/14/2014 | 0.0039 | 0.015 | | | | | | | <0.005 |
| 1/15/2014 | | | | <0.005 | | | | | |
| 1/21/2014 | | | | | <0.005 | <0.005 | 0.0041 | <0.005 | |
| 6/24/2014 | 0.0014 (J) | 0.0091 | | | | | | <0.005 | |
| 6/25/2014 | | | | <0.005 | | | | | <0.005 |
| 7/1/2014 | | | | | <0.005 | <0.005 | 0.0017 (J) | | |
| 1/13/2015 | | | | | | | | | <0.005 |
| 1/14/2015 | | | | | | | 0.0064 | <0.005 | |
| 1/20/2015 | 0.0026 | 0.014 | | | | | | | |
| 1/21/2015 | | | | <0.005 | <0.005 | <0.005 | | | |
| 7/22/2015 | | | | | | | 0.0089 | <0.005 | <0.005 |
| 7/27/2015 | <0.0025 | 0.011 | | | | | | | |
| 7/28/2015 | | | | <0.005 | <0.005 | <0.005 | | | |
| 1/25/2016 | | | 0.0017 (J) | | | | | | |
| 1/26/2016 | 0.002 (J) | 0.0096 | | <0.005 | <0.005 | | | | |
| 1/27/2016 | | | | | | <0.005 | 0.014 | <0.005 | <0.005 |
| 4/20/2016 | | | | | | | 0.013 | | |
| 7/22/2016 | | | | | <0.005 | | | | |
| 7/25/2016 | | 0.016 | | <0.005 | | | | | |
| 7/26/2016 | 0.0053 | | | | | <0.005 | 0.01 | <0.005 | |
| 7/27/2016 | | | 0.0039 | | | | | | <0.005 |
| 1/26/2017 | 0.0034 | | | | | | | | |
| 1/31/2017 | | 0.055 | | <0.005 | <0.005 | <0.005 | | | |
| 2/1/2017 | | | 0.0043 | | | | 0.013 | <0.005 | <0.005 |
| 8/4/2017 | | | | | | <0.005 | | <0.005 | |
| 8/7/2017 | 0.011 (O) | 0.0093 | | <0.005 | <0.005 | | 0.018 | | <0.005 |
| 8/8/2017 | | | 0.0022 (J) | | | | | | |
| 1/24/2018 | 0.0023 (J) | 0.01 | | <0.005 | <0.005 | | | | |
| 1/25/2018 | | | 0.0046 | | | <0.005 | 0.013 | <0.005 | <0.005 |
| 6/20/2018 | | | | <0.005 | | <0.005 | 0.015 | <0.005 | <0.005 |

ND substitution: RL or RL/2 if <15% NDs.

# Time Series

Constituent: Nickel (mg/L) Analysis Run 3/31/2026 4:41 AM

Plant Wansley Client: Southern Company Data: Wansley Landfill

| | GWC-8 | GWC-9 | GWC-10 | GWC-11 | GWC-12 | GWC-13 | GWC-14 | GWC-15 | GWC-16 |
|---|---|---|---|---|---|---|---|---|---|
| 6/21/2018 | 0.0031 | 0.0083 | 0.0046 | | | | | | |
| 6/26/2018 | | | | | <0.005 | | | | |
| 1/22/2019 | 0.0025 | 0.008 | | | | 0.00033 (J) | 0.014 | <0.005 | |
| 1/24/2019 | | | | 0.00035 (J) | | | | | |
| 1/25/2019 | | | | | <0.005 | | | | <0.005 |
| 1/31/2019 | | | 0.0018 | | | | | | |
| 6/25/2019 | 0.0053 | 0.01 | | | | 0.00068 (J) | 0.016 | 0.00031 (J) | 0.00067 (J) |
| 6/26/2019 | | | 0.0014 | <0.005 | <0.005 | | | | |
| 9/10/2019 | 0.0026 | | | | | | | | |
| 9/11/2019 | | | | | 0.00088 (J) | | | | 0.00077 (J) |
| 9/12/2019 | | | | | | 0.00055 (J) | 0.016 | | |
| 9/16/2019 | | 0.0091 | | <0.005 | | | | | |
| 9/17/2019 | | | 0.0013 | | | | | <0.005 | |
| 3/12/2020 | 0.0019 | | | | | <0.005 | | | |
| 3/16/2020 | | 0.0091 | | 0.0004 (J) | | | | <0.005 | |
| 3/17/2020 | | | 0.0013 | | | | 0.017 | | <0.005 |
| 3/18/2020 | | | | | <0.005 | | | | |
| 9/10/2020 | | | 0.0045 | 0.0011 | 0.00039 (J) | 0.00037 (J) | 0.015 | 0.00037 (J) | |
| 9/11/2020 | | 0.016 | | | | | | | <0.005 |
| 9/14/2020 | 0.0041 | | | | | | | | |
| 3/16/2021 | 0.0026 | 0.012 | | | <0.005 | | | | |
| 3/17/2021 | | | | <0.005 | | 0.00066 (J) | 0.018 | | <0.005 |
| 3/18/2021 | | | 0.00097 (J) | | | | | <0.005 | |
| 8/19/2021 | | | | | <0.005 | | | | |
| 8/20/2021 | 0.0041 | | 0.0014 | | | | | | <0.005 |
| 8/23/2021 | | | | <0.005 | | <0.005 | 0.021 | | |
| 8/24/2021 | | | | | | | | <0.005 | |
| 8/25/2021 | | 0.0041 | | | | | | | |
| 3/2/2022 | 0.003 | | | | | | | | |
| 3/7/2022 | | | | <0.005 | <0.005 | | 0.02 | <0.005 | |
| 3/8/2022 | | | 0.0017 | | | <0.005 | | | <0.005 |
| 3/9/2022 | | 0.0076 | | | | | | | |
| 8/11/2022 | 0.0038 | | | | | | | | |
| 8/15/2022 | | | | <0.005 | | 0.0006 (J) | | | |
| 8/16/2022 | | 0.077 (O) | 0.00086 (J) | | <0.005 | | 0.013 | <0.005 | <0.005 |
| 2/15/2023 | 0.001 | 0.0088 | 0.0012 | | 0.00099 (J) | | | | |
| 2/17/2023 | | | | | | | 0.019 | | |
| 2/20/2023 | | | | | | | | | 0.00062 (J) |
| 2/21/2023 | | | | <0.005 | | 0.00051 (J) | | <0.005 | |
| 8/9/2023 | 0.004 | 0.024 | | | | | | | |
| 8/10/2023 | | | 0.0027 | | | | | | |
| 8/14/2023 | | | | <0.005 | <0.005 | | 0.019 | <0.005 | <0.005 |
| 8/16/2023 | | | | | | 0.00045 (J) | | | |
| 2/14/2024 | | | | <0.005 | | | | | |
| 2/19/2024 | | 0.0093 | | | | <0.005 | 0.023 | | |
| 2/20/2024 | | | 0.0012 | | <0.005 | | | | |
| 2/21/2024 | 0.0021 | | | | | | | <0.005 | 0.00045 (J) |
| 7/30/2024 | 0.0029 | | | | | | | | |
| 7/31/2024 | | 0.04 | 0.0022 | | | | | | |
| 8/5/2024 | | | | | | 0.00046 (J) | | | <0.005 |
| 8/6/2024 | | | | <0.005 | <0.005 | | 0.015 | <0.005 | |
| 2/11/2025 | | | | | | | | | <0.005 |

ND substitution: RL or RL/2 if <15% NDs.

# Time Series

Constituent: Nickel (mg/L) Analysis Run 3/31/2026 4:41 AM

Plant Wansley Client: Southern Company Data: Wansley Landfill

| | GWC-8 | GWC-9 | GWC-10 | GWC-11 | GWC-12 | GWC-13 | GWC-14 | GWC-15 | GWC-16 |
|---|---|---|---|---|---|---|---|---|---|
| 2/13/2025 | 0.0016 | | | | | | | | |
| 2/17/2025 | | | | | <0.005 | | 0.019 | | |
| 2/18/2025 | | 0.011 | | 0.00055 (J) | | <0.005 | | <0.005 | |
| 2/19/2025 | | | 0.0023 | | | | | | |
| 8/13/2025 | 0.005 | 0.055 | | | | | | | |
| 8/15/2025 | | | | | | | | | <0.005 |
| 8/18/2025 | | | | <0.005 | <0.005 | | | <0.005 | |
| 8/19/2025 | | | 0.0019 (J) | | | <0.005 | 0.025 | | |
| 1/20/2026 | | | | | | | 0.017 | | |
| 1/21/2026 | | | 0.00067 (J) | <0.005 | <0.005 | <0.005 | | <0.005 | 0.0011 (J) |
| 1/22/2026 | 0.0014 (J) | 0.0099 | | | | | | | |

ND substitution: RL or RL/2 if <15% NDs.

# Time Series

Constituent: Nickel (mg/L) Analysis Run 3/31/2026 4:41 AM

Plant Wansley Client: Southern Company Data: Wansley Landfill

| | GWC-17 | GWC-18 | GWC-19 | GWC-20 | GWC-21 | GWC-22 | GWC-23 | GWC-24 | GWC-25 |
|---|---|---|---|---|---|---|---|---|---|
| 8/30/2011 | <0.005 | <0.005 | <0.001 | | | | | | |
| 8/31/2011 | | | | <0.005 | <0.001 | | | | |
| 9/15/2011 | | | | | | <0.001 | | | |
| 9/16/2011 | | | | | | | <0.005 | | |
| 9/17/2011 | | | | | | | | | <0.0025 |
| 10/26/2011 | <0.005 | <0.005 | <0.001 | | | | | | |
| 10/27/2011 | | | | <0.005 | <0.001 | | | | |
| 10/29/2011 | | | | | | <0.001 | <0.005 | | |
| 10/31/2011 | | | | | | | | | <0.0025 |
| 12/3/2011 | <0.005 | <0.005 | <0.001 | | | | | | |
| 12/4/2011 | | | | <0.005 | <0.001 | | | | |
| 12/13/2011 | | | | | | <0.001 | <0.005 | | |
| 12/14/2011 | | | | | | | | | <0.0025 |
| 1/25/2012 | <0.005 | | | | | <0.001 | | | |
| 1/31/2012 | | | | | | | <0.005 | | |
| 2/7/2012 | | | | | | | | | <0.0025 |
| 2/8/2012 | | | <0.001 | <0.005 | <0.001 | | | | |
| 2/9/2012 | | <0.005 | | | | | | | |
| 7/11/2012 | <0.005 | <0.005 | <0.001 | <0.005 | | | | | |
| 7/17/2012 | | | | | <0.001 | | | | 0.014 |
| 7/18/2012 | | | | | | <0.001 | <0.005 | | |
| 1/8/2013 | <0.005 | <0.005 | <0.001 | <0.005 | | | | | |
| 1/9/2013 | | | | | <0.001 | | | | |
| 1/22/2013 | | | | | | <0.001 | <0.005 | | |
| 7/16/2013 | <0.005 | <0.005 | <0.001 | <0.005 | <0.001 | <0.001 | | | |
| 7/23/2013 | | | | | | | <0.005 | | |
| 7/24/2013 | | | | | | | | | 0.019 |
| 1/14/2014 | <0.005 | <0.005 | | | | | | | |
| 1/21/2014 | | | <0.001 | <0.005 | <0.001 | <0.001 | | | |
| 1/22/2014 | | | | | | | <0.005 | | |
| 1/23/2014 | | | | | | | | | 0.0036 |
| 6/24/2014 | | <0.005 | <0.001 | <0.005 | <0.001 | | | | |
| 6/25/2014 | <0.005 | | | | | <0.001 | | | |
| 7/1/2014 | | | | | | | <0.005 | | |
| 7/8/2014 | | | | | | | | 0.0022 (J) | 0.011 |
| 1/13/2015 | | <0.005 | <0.001 | <0.005 | <0.001 | | | | |
| 1/14/2015 | <0.005 | | | | | <0.001 | | | |
| 1/21/2015 | | | | | | | | | 0.0033 |
| 1/22/2015 | | | | | | | <0.005 | | |
| 7/23/2015 | | <0.005 | <0.001 | <0.005 | <0.001 | <0.001 | | | |
| 7/28/2015 | <0.005 | | | | | | | | |
| 7/29/2015 | | | | | | | <0.005 | | |
| 7/30/2015 | | | | | | | | | 0.0054 |
| 7/31/2015 | | | | | | | | 0.0018 (J) | |
| 1/20/2016 | | | | | | | | 0.0027 | |
| 1/21/2016 | | | | | | | <0.005 | | 0.0054 |
| 1/26/2016 | | | | | <0.001 | <0.001 | | | |
| 1/27/2016 | <0.005 | <0.005 | <0.001 | <0.005 | | | | | |
| 7/25/2016 | | <0.005 | <0.001 | <0.005 | | | | | |
| 7/26/2016 | | | | | <0.001 | <0.001 | | | |
| 7/27/2016 | <0.005 | | | | | | <0.005 | <0.0025 | 0.0065 |
| 1/24/2017 | | | | | | | | | 0.012 |

ND substitution: RL or RL/2 if <15% NDs.

# Time Series

Constituent: Nickel (mg/L) Analysis Run 3/31/2026 4:41 AM

Plant Wansley Client: Southern Company Data: Wansley Landfill

| | GWC-17 | GWC-18 | GWC-19 | GWC-20 | GWC-21 | GWC-22 | GWC-23 | GWC-24 | GWC-25 |
|---|---|---|---|---|---|---|---|---|---|
| 2/1/2017 | <0.005 | <0.005 | | | | | | | |
| 2/2/2017 | | | <0.001 | <0.005 | <0.001 | | | | |
| 2/3/2017 | | | | | | <0.001 | <0.005 | 0.0025 | |
| 8/3/2017 | | | | | | | | | <0.0025 |
| 8/7/2017 | <0.005 | <0.005 | <0.001 | <0.005 | <0.001 | | | | |
| 8/8/2017 | | | | | | <0.001 | <0.005 | 0.0036 | |
| 1/25/2018 | <0.005 | <0.005 | <0.001 | | | <0.001 | <0.005 | 0.0022 (J) | 0.0071 |
| 1/26/2018 | | | | <0.005 | <0.001 | | | | |
| 6/20/2018 | | | | | <0.001 | <0.001 | <0.005 | | |
| 6/21/2018 | | <0.005 | <0.001 | <0.005 | | | | | |
| 6/26/2018 | <0.005 | | | | | | | | |
| 6/27/2018 | | | | | | | | <0.0025 | 0.0072 |
| 1/24/2019 | <0.005 | | | | 0.00051 (J) | <0.001 | | | 0.0027 |
| 1/25/2019 | | | | | | | 0.00044 (J) | | |
| 1/28/2019 | | <0.005 | 0.0009 (J) | <0.005 | | | | | |
| 1/31/2019 | | | | | | | | 0.0018 | |
| 6/25/2019 | 0.00092 (J) | | | 0.00048 (J) | 0.00085 (J) | 0.00031 (J) | | | 0.0021 |
| 6/26/2019 | | | 0.00051 (J) | | | | <0.005 | 0.0016 | |
| 6/27/2019 | | <0.005 | | | | | | | |
| 9/10/2019 | | | | | | <0.001 | | | |
| 9/11/2019 | 0.00092 (J) | 0.00066 (J) | | 0.001 | 0.00066 (J) | | | 0.0018 | 0.024 |
| 9/12/2019 | | | 0.00044 (J) | | | | 0.00044 (J) | | |
| 3/12/2020 | | | | | | | | 0.0025 | 0.0054 |
| 3/17/2020 | <0.005 | <0.005 | | | | | | | |
| 3/18/2020 | | | 0.0011 | <0.005 | 0.0004 (J) | 0.00042 (J) | 0.00079 (J) | | |
| 9/10/2020 | | | | | | <0.001 | 0.00058 (J) | | |
| 9/14/2020 | 0.00041 (J) | 0.0015 | | | | | | | 0.015 |
| 9/15/2020 | | | 0.0005 (J) | <0.005 | 0.00076 (J) | | | 0.0022 | |
| 3/15/2021 | | | | | | <0.001 | | | |
| 3/16/2021 | <0.005 | <0.005 | | <0.005 | 0.00097 (J) | | | | |
| 3/17/2021 | | | 0.001 | | | | | | 0.0053 |
| 3/18/2021 | | | | | | | 0.00052 (J) | 0.0017 | |
| 8/19/2021 | | | | | 0.00071 (J) | <0.001 | | 0.0017 | 0.0035 |
| 8/20/2021 | <0.005 | | | | | | | | |
| 8/23/2021 | | | | | | | 0.00059 (J) | | |
| 8/24/2021 | | <0.005 | 0.0005 (J) | <0.005 | | | | | |
| 3/7/2022 | | | | <0.005 | <0.001 | | | | |
| 3/8/2022 | <0.005 | <0.005 | 0.0012 | | | <0.001 | | | 0.0039 |
| 3/9/2022 | | | | | | | <0.005 | | |
| 3/10/2022 | | | | | | | | 0.0011 | |
| 8/10/2022 | | | | | | | | | 0.0026 |
| 8/11/2022 | <0.005 | <0.005 | <0.001 | | | | | | |
| 8/16/2022 | | | | <0.005 | 0.00082 (J) | | <0.005 | | |
| 8/17/2022 | | | | | | <0.001 | | | |
| 8/18/2022 | | | | | | | | 0.002 | |
| 2/14/2023 | | | | | | <0.001 | | | |
| 2/16/2023 | | | | | | | | 0.0014 | |
| 2/20/2023 | 0.00057 (J) | 0.0005 (J) | | | | | | | |
| 2/21/2023 | | | 0.0014 | | <0.001 | | 0.00062 (J) | | 0.0039 |
| 2/22/2023 | | | | <0.005 | | | | | |
| 8/9/2023 | | <0.005 | <0.001 | <0.005 | 0.0005 (J) | | | | |
| 8/10/2023 | <0.005 | | | | | | | | |

ND substitution: RL or RL/2 if <15% NDs.

# Time Series

Constituent: Nickel (mg/L) Analysis Run 3/31/2026 4:41 AM

Plant Wansley Client: Southern Company Data: Wansley Landfill

| | GWC-17 | GWC-18 | GWC-19 | GWC-20 | GWC-21 | GWC-22 | GWC-23 | GWC-24 | GWC-25 |
|---|---|---|---|---|---|---|---|---|---|
| 8/14/2023 | | | | | | <0.001 | | | |
| 8/15/2023 | | | | | | | <0.005 | | 0.0082 |
| 8/16/2023 | | | | | | | | 0.0013 | |
| 2/14/2024 | | | | | | <0.001 | | | |
| 2/19/2024 | | | | | <0.001 | | <0.005 | | |
| 2/20/2024 | <0.005 | | | <0.005 | | | | | |
| 2/21/2024 | | <0.005 | 0.0014 | | | | | | 0.0038 |
| 2/22/2024 | | | | | | | | 0.0034 | |
| 7/30/2024 | | | | | <0.001 | | <0.005 | | |
| 8/1/2024 | | | | | | | | | 0.0055 |
| 8/2/2024 | | | | 0.00082 (J) | | | | | |
| 8/6/2024 | | | 0.00051 (J) | | | <0.001 | | 0.0019 | |
| 8/7/2024 | <0.005 | <0.005 | | | | | | | |
| 2/11/2025 | | | | | 0.00075 (J) | <0.001 | <0.005 | | |
| 2/13/2025 | <0.005 | 0.00064 (J) | | | | | | | |
| 2/14/2025 | | | 0.001 | 0.00093 (J) | | | | 0.0035 | 0.0036 |
| 8/12/2025 | | | | <0.005 | 0.00055 (J) | 0.00077 (J) | <0.005 | | |
| 8/13/2025 | <0.005 | 0.00064 (J) | 0.00085 (J) | | | | | | 0.0061 |
| 8/14/2025 | | | | | | | | 0.0013 (J) | |
| 1/20/2026 | | | | | 0.0015 (J) | 0.00046 (J) | | | |
| 1/21/2026 | <0.005 | <0.005 | 0.0012 (J) | <0.005 | | | | 0.0021 (J) | 0.0034 (J) |
| 1/22/2026 | | | | | | | <0.005 | | |

ND substitution: RL or RL/2 if <15% NDs.

# Time Series

Constituent: Nickel (mg/L) Analysis Run 3/31/2026 4:41 AM

Plant Wansley Client: Southern Company Data: Wansley Landfill

| | GWC-26 | GWC-27 | GWC-30 | GWC-31 | GWC-32 | GWC-33 | GWC-34 | GWC-35 |
|---|---|---|---|---|---|---|---|---|
| 9/15/2011 | | | <0.005 | | <0.005 | | | |
| 9/16/2011 | | | | | | <0.005 | <0.0025 | 0.0037 |
| 9/17/2011 | <0.001 | <0.005 | | 0.0041 | | | | |
| 10/28/2011 | | | <0.005 | | | | | |
| 10/29/2011 | <0.001 | <0.005 | | | | | | |
| 10/30/2011 | | | | | | <0.005 | | |
| 10/31/2011 | | | | 0.003 | <0.005 | | <0.0025 | 0.0047 |
| 12/12/2011 | | | | | | | <0.0025 | 0.0048 |
| 12/13/2011 | | | <0.005 | | <0.005 | <0.005 | | |
| 12/14/2011 | <0.001 | <0.005 | | | | | | |
| 1/25/2012 | | <0.005 | | | | | | |
| 2/1/2012 | | | | | <0.005 | <0.005 | <0.0025 | 0.0027 |
| 2/7/2012 | <0.001 | | | 0.0029 | | | | |
| 2/8/2012 | | | <0.005 | | | | | |
| 7/16/2012 | | | | | | | <0.0025 | 0.0035 |
| 7/17/2012 | <0.001 | <0.005 | | | <0.005 | <0.005 | | |
| 7/18/2012 | | | <0.005 | | | | | |
| 1/22/2013 | | | | | | | <0.0025 | 0.003 |
| 1/23/2013 | | | | 0.0027 | <0.005 | <0.005 | | |
| 1/24/2013 | <0.001 | <0.005 | <0.005 | | | | | |
| 7/2/2013 | | | | | | | | 0.0027 |
| 7/17/2013 | | | | | | <0.005 | <0.0025 | |
| 7/24/2013 | <0.001 | <0.005 | <0.005 | | <0.005 | | | |
| 1/21/2014 | | | | | | | | 0.002 (J) |
| 1/23/2014 | <0.001 | <0.005 | <0.005 | 0.0016 (J) | 0.00094 (J) | 0.00078 (J) | 0.00062 (J) | |
| 6/25/2014 | | | | | | | <0.0025 | 0.0026 |
| 7/1/2014 | | | <0.005 | 0.0021 (J) | <0.005 | | | |
| 7/8/2014 | <0.001 | <0.005 | | | | | | |
| 1/14/2015 | | | | | | | <0.0025 | 0.0021 (J) |
| 1/20/2015 | | | <0.005 | | <0.005 | <0.005 | | |
| 1/21/2015 | <0.001 | <0.005 | | <0.0025 | | | | |
| 7/28/2015 | | | | | | | | 0.0016 (J) |
| 7/29/2015 | | | | | | <0.005 | <0.0025 | |
| 7/30/2015 | | <0.005 | <0.005 | | <0.005 | | | |
| 7/31/2015 | <0.001 | | | | | | | |
| 1/19/2016 | | | <0.005 | | | | | |
| 1/21/2016 | | | | | | | <0.0025 | 0.0017 (J) |
| 1/22/2016 | | <0.005 | | | | | | |
| 1/25/2016 | <0.001 | | | <0.0025 | <0.005 | <0.005 | | |
| 7/21/2016 | | | <0.005 | | | | <0.0025 | <0.0025 |
| 7/22/2016 | | | | | <0.005 | 0.0023 (J) | | |
| 7/26/2016 | <0.001 | <0.005 | | | | | | |
| 7/27/2016 | | | | 0.0038 | | | | |
| 1/19/2017 | <0.001 | | | | | | | |
| 1/20/2017 | | <0.005 | | | | | | |
| 1/24/2017 | | | <0.005 | | | | | |
| 1/25/2017 | | | | <0.0025 | | <0.005 | <0.0025 | |
| 1/26/2017 | | | | | <0.005 | | | <0.0025 |
| 8/3/2017 | <0.001 | <0.005 | | | 0.0018 (J) | | 0.012 (O) | <0.0025 |
| 8/4/2017 | | | <0.005 | 0.0029 | | <0.005 | | |
| 1/19/2018 | | <0.005 | | | | | | |
| 1/22/2018 | <0.001 | | | | | | | |

ND substitution: RL or RL/2 if <15% NDs.

# Time Series

Constituent: Nickel (mg/L) Analysis Run 3/31/2026 4:41 AM

Plant Wansley Client: Southern Company Data: Wansley Landfill

| | GWC-26 | GWC-27 | GWC-30 | GWC-31 | GWC-32 | GWC-33 | GWC-34 | GWC-35 |
|---|---|---|---|---|---|---|---|---|
| 1/23/2018 | | | | 0.012 | <0.005 | <0.005 | <0.0025 | <0.0025 |
| 1/24/2018 | | | <0.005 | | | | | |
| 6/19/2018 | | | | | | | | <0.0025 |
| 6/20/2018 | | | | | | | <0.0025 | |
| 6/21/2018 | | | <0.005 | | | | | |
| 6/26/2018 | | | | | <0.005 | <0.005 | | |
| 6/27/2018 | <0.001 | <0.005 | | 0.0065 | | | | |
| 1/21/2019 | | | | | | | | 0.0011 |
| 1/24/2019 | 0.00087 (J) | 0.00035 (J) | | | | | | |
| 1/28/2019 | | | | | | | 0.00047 (J) | |
| 1/30/2019 | | | <0.005 | | 0.00064 (J) | 0.00054 (J) | | |
| 1/31/2019 | | | | 0.0011 | | | | |
| 6/25/2019 | 0.0031 | | | | | | | |
| 6/26/2019 | | <0.005 | | 0.00034 (J) | | 0.00068 (J) | 0.00047 (J) | 0.0013 |
| 6/27/2019 | | | <0.005 | | 0.00059 (J) | | | |
| 9/10/2019 | | | <0.005 | | | | | |
| 9/11/2019 | | | | 0.01 | | | 0.0014 | |
| 9/12/2019 | 0.00081 (J) | 0.00044 (J) | | | 0.0013 | 0.00078 (J) | | 0.0012 |
| 3/11/2020 | | | <0.005 | | | | 0.0005 (J) | 0.001 |
| 3/12/2020 | | <0.005 | | | | 0.0012 | | |
| 3/13/2020 | 0.00097 (J) | | | | | | | |
| 3/17/2020 | | | | 0.0029 | | | | |
| 3/18/2020 | | | | | 0.0011 | | | |
| 9/9/2020 | | 0.00052 (J) | | | | | | |
| 9/10/2020 | | | <0.005 | | | | | |
| 9/11/2020 | | | | 0.0019 | | | 0.00053 (J) | 0.00095 (J) |
| 9/15/2020 | 0.00072 (J) | | | | 0.00095 (J) | | | |
| 9/16/2020 | | | | | | 0.0012 | | |
| 3/16/2021 | | | | 0.0014 | | | 0.00059 (J) | 0.0011 |
| 3/17/2021 | 0.0014 | | | | 0.00082 (J) | | | |
| 3/18/2021 | | <0.005 | <0.005 | | | <0.005 | | |
| 8/18/2021 | | | | | | | | 0.00094 (J) |
| 8/19/2021 | 0.00059 (J) | | | | | | | |
| 8/23/2021 | | <0.005 | <0.005 | | | | | |
| 8/24/2021 | | | | | <0.005 | <0.005 | 0.00043 (J) | |
| 8/25/2021 | | | | 0.00064 (J) | | | | |
| 3/2/2022 | | | <0.005 | | | | 0.00064 (J) | 0.0015 |
| 3/8/2022 | | <0.005 | | | | | | |
| 3/9/2022 | 0.0011 | | | | <0.005 | <0.005 | | |
| 3/10/2022 | | | | 0.00055 (J) | | | | |
| 8/10/2022 | 0.00073 (J) | <0.005 | <0.005 | | <0.005 | | 0.00063 (J) | |
| 8/15/2022 | | | | | | <0.005 | | 0.0014 |
| 8/16/2022 | | | | 0.0016 | | | | |
| 2/14/2023 | | | <0.005 | | | | | |
| 2/15/2023 | | | | | <0.005 | | | |
| 2/20/2023 | | <0.005 | | | | <0.005 | 0.00077 (J) | 0.0012 |
| 2/21/2023 | 0.00078 (J) | | | | | | | |
| 2/22/2023 | | | | 0.00047 (J) | | | | |
| 8/15/2023 | | <0.005 | | | <0.005 | <0.005 | | |
| 8/16/2023 | 0.00062 (J) | | <0.005 | 0.0022 | | | 0.00079 (J) | 0.002 |
| 2/20/2024 | <0.001 | <0.005 | | | <0.005 | <0.005 | | |
| 2/21/2024 | | | <0.005 | 0.0016 | | | | |

ND substitution: RL or RL/2 if <15% NDs.

# Time Series

Constituent: Nickel (mg/L) Analysis Run 3/31/2026 4:41 AM

Plant Wansley Client: Southern Company Data: Wansley Landfill

| | GWC-26 | GWC-27 | GWC-30 | GWC-31 | GWC-32 | GWC-33 | GWC-34 | GWC-35 |
|---|---|---|---|---|---|---|---|---|
| 2/22/2024 | | | | | | | 0.00065 (J) | 0.0019 |
| 7/30/2024 | | <0.005 | | | | | | |
| 7/31/2024 | | | | | | <0.005 | | |
| 8/2/2024 | <0.001 | | | 0.002 | | | | |
| 8/5/2024 | | | <0.005 | | | | 0.0007 (J) | 0.003 |
| 8/6/2024 | | | | | <0.005 | | | |
| 2/11/2025 | | <0.005 | | | | | | |
| 2/13/2025 | 0.00069 (J) | | <0.005 | | | | 0.00067 (J) | |
| 2/18/2025 | | | | 0.00074 (J) | | | | 0.0026 |
| 2/19/2025 | | | | | <0.005 | <0.005 | | |
| 8/13/2025 | 0.00061 (J) | <0.005 | | | | | | |
| 8/14/2025 | | | <0.005 | | <0.005 | | 0.00055 (J) | 0.0019 (J) |
| 8/15/2025 | | | | 0.00069 (J) | | | | |
| 8/19/2025 | | | | | | <0.005 | | |
| 1/21/2026 | | <0.005 | <0.005 | | <0.005 | | | |
| 1/22/2026 | 0.00045 (J) | | | | | <0.005 | 0.00071 (J) | 0.0026 (J) |
| 2/11/2026 | | | | 0.00063 (J) | | | | |

ND substitution: RL or RL/2 if <15% NDs.

# Time Series

Constituent: pH, Field (SU)  Analysis Run 3/31/2026 4:41 AM

Plant Wansley  Client: Southern Company  Data: Wansley Landfill

| | GWA-1 (bg) | GWA-2 (bg) | GWA-3 (bg) | GWA-4 (bg) | GWA-28 (bg) | GWA-29 (bg) | GWC-5 | GWC-6 | GWC-7 |
|---|---|---|---|---|---|---|---|---|---|
| 1/19/2016 | | | | | | 5.92 | | | |
| 1/20/2016 | | 5.47 | | | | | 6.15 | 5.97 | 6.23 |
| 1/21/2016 | 5.03 | | | | | | | | |
| 1/22/2016 | | | | | 6.27 | | | | |
| 3/22/2016 | | | | | 6.72 | 5.92 | | | |
| 3/23/2016 | 5.56 | 5.85 | | | | | | | |
| 3/28/2016 | | | | | | | 7.05 | 6.5 | |
| 3/29/2016 | | | | | | | | | 6.42 |
| 5/19/2016 | | | | 6.45 | | 5.95 | | | |
| 5/20/2016 | 5.62 | | | | | | | | |
| 5/23/2016 | | | | | 6.29 | | 6.47 | | |
| 5/24/2016 | | 5.86 | | | | | | 6 | 6.38 |
| 5/25/2016 | | | 6.48 | | | | | | |
| 7/21/2016 | 5.500376 | | | 6.449699 | | 6.049508 | 6.424029 | 6.08222 | |
| 7/22/2016 | | | | | | | | | 6.438562 |
| 7/25/2016 | | | | | 6.178217 | | | | |
| 7/26/2016 | | 5.808275 | | | | | | | |
| 7/27/2016 | | | 6.43219 | | | | | | |
| 9/14/2016 | | | | 6.339431 | | | | | |
| 9/15/2016 | 5.31 | 5.711552 | | | | 6.180374 | 6.26111 | 6.011749 | 6.380158 |
| 9/16/2016 | | | | | 6.087127 | | | | |
| 11/9/2016 | | | | | 6 | | | | |
| 11/10/2016 | | 5.63 | | 6.19 | | | | | |
| 11/11/2016 | 5.4 | | | | | | | | |
| 11/15/2016 | | | | | | | 6.29 | | |
| 11/16/2016 | | | | | | | | 5.99 | 6.35 |
| 1/17/2017 | | | | 6.18 | 6.09 | | | | |
| 1/19/2017 | 5.73 | 5.63 | | | | | | | |
| 1/26/2017 | | | | | | | 6.29 | 6.12 | 6.45 |
| 3/15/2017 | | | | | | 5.86 | | | |
| 3/16/2017 | 5.25 | | | 6.1 | 5.98 | | | | |
| 3/17/2017 | | 5.68 | | | | | | | |
| 4/27/2017 | | | | 6.51 | 5.96 | 5.85 | | | |
| 4/28/2017 | 5.35 | 5.77 | | 6.51 | | | | | |
| 5/2/2017 | | | | | | | 6.98 | 5.86 | 6.32 |
| 8/1/2017 | | | 6.35 | | 6.01 | 5.86 | | | |
| 8/2/2017 | | 5.67 | | 6.23 | | | | | |
| 8/3/2017 | 5.32 | | | | | | 6.18 | 5.92 | |
| 8/4/2017 | | | | | | | | | 6.35 |
| 10/3/2017 | | 5.53 | 6.8 | 6.06 | 6.13 | 6.01 | 6.2 | 5.9 | 6.34 |
| 10/4/2017 | 5.44 | | | | | | | | |
| 1/19/2018 | 5.39 | 5.68 | | | 6.15 | 5.83 | | | |
| 1/22/2018 | | | | 6.3 | | | | | |
| 1/23/2018 | | | | | | | 6.44 | 6.08 | 6.55 |
| 1/24/2018 | | | 6.77 | | | | | | |
| 6/19/2018 | 5.27 | 5.84 | | 6.2 | 5.96 | 5.77 | | | |
| 6/20/2018 | | | 6.28 | | | | | | |
| 6/25/2018 | | | | | | | 6.42 | 5.86 | 6.26 |
| 9/25/2018 | 5.27 | 5.52 | | 6.21 | 5.94 | 5.92 | | 5.87 | |
| 10/2/2018 | | | | | | | | | 6.31 |
| 10/3/2018 | | | | | | | 6.33 | | |
| 1/17/2019 | 5.43 | 5.81 | 6.06 | 6.29 | | | | | |

# Time Series

Constituent: pH, Field (SU) Analysis Run 3/31/2026 4:41 AM

Plant Wansley Client: Southern Company Data: Wansley Landfill

| | GWA-1 (bg) | GWA-2 (bg) | GWA-3 (bg) | GWA-4 (bg) | GWA-28 (bg) | GWA-29 (bg) | GWC-5 | GWC-6 | GWC-7 |
|---|---|---|---|---|---|---|---|---|---|
| 1/18/2019 | | | 6.06 | | | 5.86 | | | |
| 1/21/2019 | | | | | 5.92 | | | | 6.33 |
| 1/30/2019 | | | | | | | 6.94 | 5.99 | |
| 6/24/2019 | 5.3 | 5.75 | 5.68 | 6.12 | | | | | |
| 6/25/2019 | | | 5.58 | | 6.03 | 5.96 | | | 6.23 |
| 6/26/2019 | | | | | | | 6.42 | 5.82 | |
| 9/9/2019 | 5.37 | | | | | | | | |
| 9/10/2019 | | 5.63 | | 6.18 | 5.79 | 5.94 | | | 6.3 |
| 9/11/2019 | | | 5.49 | | | | | | |
| 9/12/2019 | | | | | | | 6.34 | 6 | |
| 3/10/2020 | 5.42 | 5.72 | 5.53 | 6.24 | 6.05 | 5.75 | | | |
| 3/12/2020 | | | | | | | | | 6.45 |
| 3/16/2020 | | | | | | | 6.35 | 5.86 | |
| 9/9/2020 | 5.62 | | 5.34 | 6.19 | 5.9 | 5.63 | 6.4 | | |
| 9/10/2020 | | 5.41 | | | | | | | |
| 9/11/2020 | | | | | | | | 5.71 | |
| 9/14/2020 | | | | | | | | | 6.14 |
| 3/15/2021 | 5.55 | 5.44 | 5.28 | 6 | 6.09 | 5.51 | | | |
| 3/16/2021 | | | | | | | | | 6.5 |
| 3/17/2021 | | | | | | | 6.62 | 6.1 | |
| 8/16/2021 | 5.48 | | | | 6.21 | | | | |
| 8/18/2021 | | 5.58 | 5.32 | 6.22 | | 5.79 | | 5.9 | |
| 8/19/2021 | | | | | | | 6.42 | | 6.38 |
| 2/28/2022 | 5.29 | | | | | | | | |
| 3/1/2022 | | 5.65 | 5.7 | 6.29 | 5.96 | | | | |
| 3/2/2022 | | | | | | 5.87 | 6.31 | 5.89 | 6.4 |
| 8/9/2022 | 5.33 | 5.64 | 5.45 | 6.3 | 6.08 | 5.9 | | | |
| 8/11/2022 | | | | | | | 6.31 | 5.97 | 6.44 |
| 2/13/2023 | | | | | | 5.64 | | | |
| 2/14/2023 | 5.56 | 5.64 | 5.53 | 6.2 | 6.12 | | | | |
| 2/20/2023 | | | | | | | 6.28 | 5.94 | |
| 2/21/2023 | | | | | | | | | 6.5 |
| 8/8/2023 | | | 5.56 | | | 5.94 | | | |
| 8/9/2023 | 5.26 | 5.56 | | 6.41 | 6.16 | | | | 6.43 |
| 8/14/2023 | | | | | | | 6.28 | 5.93 | |
| 2/13/2024 | 5.35 | | | | | | | | |
| 2/14/2024 | | 5.67 | | 6.38 | 6.29 | 5.86 | 6.31 | 5.96 | |
| 2/21/2024 | | | | | | | | | 6.46 |
| 7/29/2024 | | | | 6.04 | 5.88 | | | | |
| 7/30/2024 | 5.47 | 4.88 | | | | 5.55 | | | |
| 7/31/2024 | | | 6.07 | | | | 6.23 | | |
| 8/1/2024 | | | | | | | | 5.83 | 6.59 |
| 2/10/2025 | | | | 6.34 | 6.06 | | | | |
| 2/11/2025 | 5.36 | 5.66 | | | | 5.85 | | | |
| 2/13/2025 | | | | | | | | | 6.45 |
| 2/14/2025 | | | | | | | 6.21 | | |
| 2/18/2025 | | | | | | | | 5.76 | |
| 8/12/2025 | 5.25 | 5.64 | | 6.29 | 6.21 | 5.84 | | | |
| 8/13/2025 | | | 6.01 | | | | | | |
| 8/15/2025 | | | | | | | | 5.94 | |
| 8/18/2025 | | | | | | | 6.37 | | 6.49 |
| 1/20/2026 | 5.46 | 5.61 | 6.08 | 6 | 5.76 | 5.74 | | 5.71 | |

# Time Series

Constituent: pH, Field (SU) Analysis Run 3/31/2026 4:41 AM

Plant Wansley Client: Southern Company Data: Wansley Landfill

| | GWA-1 (bg) | GWA-2 (bg) | GWA-3 (bg) | GWA-4 (bg) | GWA-28 (bg) | GWA-29 (bg) | GWC-5 | GWC-6 | GWC-7 |
|---|---|---|---|---|---|---|---|---|---|
| 1/21/2026 | | | | | | | 6.36 | | |
| 1/22/2026 | | | | | | | | | 6.36 |

# Time Series

Constituent: pH, Field (SU)  Analysis Run 3/31/2026 4:41 AM

Plant Wansley  Client: Southern Company  Data: Wansley Landfill

| | GWC-8 | GWC-9 | GWC-10 | GWC-11 | GWC-12 | GWC-13 | GWC-14 | GWC-15 | GWC-16 |
|---|---|---|---|---|---|---|---|---|---|
| 1/25/2016 | | | 6.27 | | | | | | |
| 1/26/2016 | 5.99 | | | 6.11 | 7.37 | | | | |
| 1/27/2016 | | | | | | 6.52 | 5.88 | 6.67 | 6.03 |
| 3/29/2016 | 6.45 | 5.86 | | 6.59 | 7.53 | 7.49 | | | |
| 3/30/2016 | | | | | | | 6.01 | 6.7 | |
| 5/24/2016 | 6.17 | 5.81 | | | | | | | |
| 5/25/2016 | | | 6.44 | 6.31 | 7.44 | 6.76 | 5.52 | 6.52 | 6.22 |
| 7/22/2016 | | | | | 7.57 | | | | |
| 7/25/2016 | | 5.876175 | | 6.287783 | | | | | |
| 7/26/2016 | 6.291124 | | | | | 6.859244 | 6.066915 | 6.719922 | |
| 7/27/2016 | | | 6.364588 | | | | | | 6.30178 |
| 9/15/2016 | | | | | 7.450908 | 6.735831 | 5.1 | | |
| 9/16/2016 | | | 6.202937 | | | | | | 6.096227 |
| 9/19/2016 | 6.046436 | 5.720024 | | 6.191975 | | | | | |
| 9/20/2016 | | | | | | | | 6.519229 | |
| 11/16/2016 | 5.96 | 5.77 | | 6.04 | 6.99 | | | | |
| 11/17/2016 | | | 5.95 | | | 6.63 | 5.05 | 6.54 | 5.9 |
| 1/26/2017 | 6.14 | | | | | | | | |
| 1/31/2017 | | 5.75 | 6.47 | 5.94 | 7.37 | 6.76 | | | |
| 2/1/2017 | | | | | | | 5.5 | 6.56 | 6.14 |
| 3/23/2017 | 5.95 | 5.97 | | 6.06 | 7.41 | 6.85 | 5.41 | | |
| 3/24/2017 | | | | | | | | | 5.99 |
| 5/2/2017 | 6.11 | 6.11 | 6.69 | 5.95 | | | | | |
| 5/3/2017 | | | | | 7.32 | 6.57 | 5.71 | 6.5 | 6.06 |
| 8/4/2017 | | | | | | 6.77 | | 6.55 | |
| 8/7/2017 | 6.02 | 5.78 | | 6.11 | 7.25 | | 5.03 | | 6.12 |
| 8/8/2017 | | | 6.67 | | | | | | |
| 10/3/2017 | | 5.84 | | | | | | | |
| 10/4/2017 | | | | 6.02 | 7.58 | | 5.11 | 6.67 | |
| 10/5/2017 | 5.76 | | | | | 6.81 | | | 6.19 |
| 10/13/2017 | | | | 6.24 | | | | | |
| 1/24/2018 | 5.91 | 5.98 | 6.47 | 6.17 | 7.02 | | | | |
| 1/25/2018 | | | | | | 6.63 | 5.64 | 6.45 | 6.1 |
| 6/20/2018 | | | | 5.92 | | 6.66 | 5.05 | 7.24 | 6.08 |
| 6/21/2018 | 5.9 | 5.68 | 5.76 | | | | | | |
| 6/26/2018 | | | | | 7.43 | | | | |
| 9/26/2018 | 5.9 | 5.71 | | | | | | | |
| 9/27/2018 | | | 5.5 | 5.97 | | | | | |
| 9/28/2018 | | | | | 7.3 | | | | |
| 10/1/2018 | | | | | | | 5.59 | 6.5 | 6.12 |
| 10/2/2018 | | | | | | 6.91 | | | |
| 1/22/2019 | 5.95 | 5.8 | | | | 6.61 | 5.72 | 6.48 | |
| 1/24/2019 | | | | 6.25 | | | | | |
| 1/25/2019 | | | | | 7.49 | | | | 6.05 |
| 1/31/2019 | | | 5.75 | | | | | | |
| 6/25/2019 | 5.85 | 5.71 | | | | 6.54 | 5.49 | 6.43 | 6.08 |
| 6/26/2019 | | | 5.78 | 5.97 | 7.28 | | | | |
| 9/10/2019 | 5.9 | | | | | | | | |
| 9/11/2019 | | | | | 7.47 | | | | 6.22 |
| 9/12/2019 | | | | | | 6.73 | 4.92 | | |
| 9/16/2019 | | 5.69 | | 6.07 | | | | | |
| 9/17/2019 | | | 5.55 | | | | | 6.54 | |

# Time Series

Constituent: pH, Field (SU) Analysis Run 3/31/2026 4:41 AM

Plant Wansley Client: Southern Company Data: Wansley Landfill

| | GWC-8 | GWC-9 | GWC-10 | GWC-11 | GWC-12 | GWC-13 | GWC-14 | GWC-15 | GWC-16 |
|---|---|---|---|---|---|---|---|---|---|
| 1/13/2020 | 5.89 | | | | | | | | |
| 3/12/2020 | 5.86 | | | | | 6.68 | | | |
| 3/16/2020 | | 5.8 | | 5.92 | | | | 6.58 | |
| 3/17/2020 | | | 5.96 | | | | 5.63 | | 6.35 |
| 3/18/2020 | | | | | 7.55 | | | | |
| 5/4/2020 | | | | | | | | 6.9 | |
| 9/10/2020 | | | 5.3 | 5.82 | 7.15 | 6.69 | 5 | 6.31 | |
| 9/11/2020 | | 5.4 | | | | | | | 5.85 |
| 9/14/2020 | 5.64 | | | | | | | | |
| 12/2/2020 | | | 5.72 | | | | | | |
| 3/16/2021 | 5.99 | 5.78 | | | 7.62 | | | | |
| 3/17/2021 | | | | 6.23 | | 7.19 | 5.31 | | 6.16 |
| 3/18/2021 | | | 6.13 | | | | | 6.92 | |
| 8/19/2021 | | | | | 7.26 | | | | |
| 8/20/2021 | 5.91 | | 5.68 | | | | | | 5.98 |
| 8/23/2021 | | | | 6.02 | | 6.52 | 5.48 | | |
| 8/24/2021 | | | | | | | | 6.43 | |
| 8/25/2021 | | 5.55 | | | | | | | |
| 3/2/2022 | 5.89 | | | | | | | | |
| 3/7/2022 | | | | 6.1 | 7.32 | | 5.5 | 6.5 | |
| 3/8/2022 | | | 5.9 | | | 6.93 | | | 6.03 |
| 3/9/2022 | | 5.53 | | | | | | | |
| 5/3/2022 | | | | | 7.34 | | 5.27 | | |
| 5/4/2022 | | | | | | | | 6.51 | |
| 6/7/2022 | | | | | | | | 6.44 | |
| 8/11/2022 | 5.9 | | | | | | | | |
| 8/15/2022 | | | | 6.04 | | 7.03 | | | |
| 8/16/2022 | | 5.53 | 6.16 | | 7.39 | | 5.04 | 6.54 | 6.13 |
| 10/12/2022 | | 5.51 | | | | | | | |
| 11/29/2022 | | | | | 7.34 | | | | |
| 2/15/2023 | 6.03 | 5.56 | 5.76 | | 6.98 | | | | |
| 2/17/2023 | | | | | | | 5.73 | | |
| 2/20/2023 | | | | | | | | | 6.08 |
| 2/21/2023 | | | | 5.96 | | 6.62 | | 7.22 | |
| 8/9/2023 | 5.88 | 5.55 | | | | | | | |
| 8/10/2023 | | | 5.78 | | | | | | |
| 8/14/2023 | | | | 5.98 | 7.2 | | 5.97 | 6.7 | 6.09 |
| 8/16/2023 | | | | | | 6.61 | | | |
| 9/27/2023 | | 5.71 | | | | | | | |
| 2/14/2024 | | | | 6.46 | | | | | |
| 2/19/2024 | | 5.4 | | | | 7.14 | 5.66 | | |
| 2/20/2024 | | | 5.97 | | 7.46 | | | | |
| 2/21/2024 | 5.86 | | | | | | | 6.62 | 6.12 |
| 3/27/2024 | | | | | | 7 | | | |
| 7/30/2024 | 5.78 | | | | | | | | |
| 7/31/2024 | | 5.22 | 5.94 | | | | | | |
| 8/5/2024 | | | | | | 6.55 | | | 5.88 |
| 8/6/2024 | | | | 5.93 | 7.45 | | 5.24 | 6.49 | |
| 9/30/2024 | | 5.43 | | | | | | | |
| 2/11/2025 | | | | | | | | | 6.15 |
| 2/13/2025 | 5.86 | | | | | | | | |
| 2/17/2025 | | | | | 7.28 | | 5.94 | | |

# Time Series

Constituent: pH, Field (SU) Analysis Run 3/31/2026 4:41 AM

Plant Wansley Client: Southern Company Data: Wansley Landfill

| | GWC-8 | GWC-9 | GWC-10 | GWC-11 | GWC-12 | GWC-13 | GWC-14 | GWC-15 | GWC-16 |
|---|---|---|---|---|---|---|---|---|---|
| 2/18/2025 | | 5.26 | | 6.05 | | 6.54 | | 6.45 | |
| 2/19/2025 | | | 5.68 | | | | | | |
| 4/16/2025 | | | | 6.21 (R) | | | | | |
| 8/13/2025 | 5.86 | 5.54 | | | | | | | |
| 8/15/2025 | | | | | | | | | 6.14 |
| 8/18/2025 | | | | 6.11 | 7.43 | | | 6.66 | |
| 8/19/2025 | | | 5.28 | | | 6.69 | 5.35 | | |
| 10/15/2025 | | | | 5.99 | | | | | |
| 1/20/2026 | | | | | | | 5.33 | | |
| 1/21/2026 | | | 5.33 | 6.09 | 7.27 | 6.53 | | 6.37 | 5.9 |
| 1/22/2026 | 5.87 | 5.5 | | | | | | | |

# Time Series

Constituent: pH, Field (SU) Analysis Run 3/31/2026 4:41 AM

Plant Wansley Client: Southern Company Data: Wansley Landfill

| | GWC-17 | GWC-18 | GWC-19 | GWC-20 | GWC-21 | GWC-22 | GWC-23 | GWC-24 | GWC-25 |
|---|---|---|---|---|---|---|---|---|---|
| 1/20/2016 | | | | | | | | 5.41 | 5.98 |
| 1/21/2016 | | | | | | | 6.24 | | |
| 1/26/2016 | | | | | 5.39 | 6.46 | | | |
| 1/27/2016 | 6.27 | | 6.14 | 6.08 | | | | | |
| 3/28/2016 | | | | | | | | | 5.1 |
| 3/29/2016 | | | | | | | 4.87 (O) | | |
| 3/30/2016 | 6.22 | 6.03 | 6.1 | 6.27 | 5.88 | | | | |
| 3/31/2016 | | | | | | 6.53 | | | |
| 5/25/2016 | 6.24 | | | | | | 6.11 | 6.46 | 5.7 |
| 5/26/2016 | | 6.03 | 5.99 | 6.23 | 5.55 | 6.69 | | | |
| 7/25/2016 | | 6.066342 | 6.063209 | 6.3145 | | | | | |
| 7/26/2016 | | | | | 5.64011 | 6.620398 | | | |
| 7/27/2016 | 6.321385 | | | | | | 6.04 | 6.119047 | 5.966094 |
| 9/16/2016 | | | | | | | | 6.310241 | |
| 9/19/2016 | 6.272624 | 6.040669 | 6.059689 | | | | | | 6.031435 |
| 9/20/2016 | | | | 6.379374 | 5.721614 | 6.475767 | 5.887537 | | |
| 11/15/2016 | | | | | | | | | 6.35 |
| 11/17/2016 | 6.11 | | 5.97 | | 5.56 | 6.52 | | | |
| 11/18/2016 | | | | | | | 6.32 | 5.62 | |
| 1/20/2017 | | | | | | | | | 6.54 |
| 1/23/2017 | | | | | | | | | 6.59 |
| 2/1/2017 | 6.18 | 5.98 | | | | | | | |
| 2/2/2017 | | | | 6.17 | | | | | |
| 2/3/2017 | | | | | | | 5.91 | | |
| 2/6/2017 | | | | | | | | 5.36 | |
| 3/23/2017 | | | | | | | | | 7.25 |
| 3/24/2017 | 6.34 | 5.85 | 5.82 | | | | | | 6.56 |
| 3/28/2017 | | | | 6.01 | 5.36 | 6.87 | 5.86 | 5.87 | |
| 5/3/2017 | 6.09 | 5.92 | 5.89 | | | 6.59 | | 7.5 (O) | |
| 5/4/2017 | | | | 6.38 | 5.55 | | 6.2 | | |
| 8/3/2017 | | | | | | | | | 6.33 |
| 8/7/2017 | 6.16 | 5.98 | 5.93 | 6.19 | 5.61 | | | | |
| 8/8/2017 | | | | | | 6.59 | 6.07 | | |
| 10/4/2017 | 6.18 | | | | | | | 5.54 | |
| 10/5/2017 | | 5.87 | 5.79 | | | 6.4 | 5.95 | | 6.36 |
| 10/6/2017 | | | | 6.2 | 5.47 | | | | |
| 1/24/2018 | | | | | | | | | 6.12 |
| 1/25/2018 | 6.2 | 6.03 | 5.89 | | | 6.49 | 6.06 | 5.74 | |
| 1/26/2018 | | | | 6.16 | 5.65 | | | | |
| 6/20/2018 | | | | | 5.48 | 6.42 | 5.84 | | |
| 6/21/2018 | | 5.87 | 5.78 | 6.65 | | | | | |
| 6/26/2018 | 6.1 | | | | | | | | |
| 6/27/2018 | | | | | | | | 5.51 | 6.28 |
| 9/26/2018 | | | | | | | | | 6.4 |
| 9/27/2018 | | | 5.82 | 6.29 | 5.38 | | | | |
| 9/28/2018 | | 5.77 | | | | | | 5.28 | |
| 10/1/2018 | | | | | | 6.7 | 5.96 | | |
| 10/2/2018 | 6.16 | | | | | | | | |
| 1/24/2019 | 6.31 | | | | 6.01 | 6.69 | | | 6 |
| 1/25/2019 | | | | | | | 5.97 | | |
| 1/28/2019 | | 6.03 | 5.96 | 6.31 | | | | | |
| 1/31/2019 | | | | | | | | 5.28 | |

# Time Series

Constituent: pH, Field (SU) Analysis Run 3/31/2026 4:41 AM

Plant Wansley Client: Southern Company Data: Wansley Landfill

| | GWC-17 | GWC-18 | GWC-19 | GWC-20 | GWC-21 | GWC-22 | GWC-23 | GWC-24 | GWC-25 |
|---|---|---|---|---|---|---|---|---|---|
| 6/25/2019 | 6.12 | | | 6.15 | 5.35 | 6.59 | | | 5.66 |
| 6/26/2019 | | | 5.78 | | | | 5.86 | 5.59 | |
| 6/27/2019 | | 5.78 | | | | | | | |
| 9/10/2019 | | | | | | 6.44 | | | |
| 9/11/2019 | 6.39 | 6.02 | | 6.27 | 5.71 | | | 5.21 | 5.99 |
| 9/12/2019 | | | 5.92 | | | | 5.93 | | |
| 1/14/2020 | | | | | | | | | 6.18 |
| 3/12/2020 | | | | | | | | 5.33 | 6.4 |
| 3/17/2020 | 6.09 | 5.88 | | | | | | | |
| 3/18/2020 | | | 5.71 | 6.16 | 5.45 | 6.85 | 6.06 | | |
| 9/10/2020 | | | | | | 6.86 | 5.8 | | |
| 9/14/2020 | 6.37 | 5.77 | | | | | | | 5.47 |
| 9/15/2020 | | | 5.72 | 6.28 | 5.3 | | | 4.97 | |
| 3/15/2021 | | | | | | 6.78 | | | |
| 3/16/2021 | 6.22 | 6.02 | | 6.33 | 5.47 | | | | |
| 3/17/2021 | | | 5.95 | | | | | | 5.97 |
| 3/18/2021 | | | | | | | 6.01 | 5.16 | |
| 8/19/2021 | | | | | 5.54 | 6.58 | | 5.1 | 5.97 |
| 8/20/2021 | 6.05 | | | | | | | | |
| 8/23/2021 | | | | | | | 5.9 | | |
| 8/24/2021 | | 5.9 | 5.78 | 6.17 | | | | | |
| 3/7/2022 | | | | 6.13 | 5.37 | | | | |
| 3/8/2022 | 6.06 | 6.01 | 5.81 | | | 6.41 | | | 6.24 |
| 3/9/2022 | | | | | | | 5.5 | | |
| 3/10/2022 | | | | | | | | 5.14 | |
| 5/4/2022 | 6.08 | | 5.72 | | | 6.41 | | | |
| 8/10/2022 | | | | | | | | | 6 |
| 8/11/2022 | 5.95 | 5.76 | 5.7 | | | | | | |
| 8/16/2022 | | | | 6.73 | 5.54 | | 5.86 | | |
| 8/17/2022 | | | | | | 6.61 | | | |
| 8/18/2022 | | | | | | | | 5.08 | |
| 2/14/2023 | | | | | | 6.56 | | | |
| 2/16/2023 | | | | | | | | 5.08 | |
| 2/20/2023 | 6.06 | 5.87 | | | | | | | |
| 2/21/2023 | | | 5.73 | | 5.37 | | 5.88 | | 5.93 |
| 2/22/2023 | | | | 6.91 | | | | | |
| 8/9/2023 | | 5.99 | 5.87 | 6.47 | 5.62 | | | | |
| 8/10/2023 | 6.13 | | | | | | | | |
| 8/14/2023 | | | | | | 6.79 | | | |
| 8/15/2023 | | | | | | | 5.93 | | 6.01 |
| 8/16/2023 | | | | | | | | 5.14 | |
| 2/14/2024 | | | | | | 6.94 | | | |
| 2/19/2024 | | | | | 5.51 | | 5.96 | | |
| 2/20/2024 | 6.01 | | | 6.87 | | | | | |
| 2/21/2024 | | 5.82 | 5.77 | | | | | | 6.18 |
| 2/22/2024 | | | | | | | | 5.39 | |
| 7/30/2024 | | | | | 5.28 | | 5.62 | | |
| 8/1/2024 | | | | | | | | | 6.19 |
| 8/2/2024 | | | | 6.15 | | | | | |
| 8/6/2024 | | | 5.64 | | | 6.52 | | 5.3 | |
| 8/7/2024 | 6.1 | 5.71 | | | | | | | |
| 2/11/2025 | | | | | 5.79 | 6.54 | 5.91 | | |

# Time Series

Constituent: pH, Field (SU) Analysis Run 3/31/2026 4:41 AM

Plant Wansley Client: Southern Company Data: Wansley Landfill

| | GWC-17 | GWC-18 | GWC-19 | GWC-20 | GWC-21 | GWC-22 | GWC-23 | GWC-24 | GWC-25 |
|---|---|---|---|---|---|---|---|---|---|
| 2/13/2025 | 6 | 5.89 | | | | | | | |
| 2/14/2025 | | | 5.79 | 6.1 | | | | 5.16 | 6.12 |
| 8/12/2025 | | | | 6.49 | 5.68 | 6.54 | 5.72 | | |
| 8/13/2025 | 6.06 | 5.82 | 5.81 | | | | | | 6.39 |
| 8/14/2025 | | | | | | | | 5.2 | |
| 1/20/2026 | | | | | 5.82 | 6.94 | | | |
| 1/21/2026 | 5.99 | 5.91 | 5.96 | 6.37 | | | | 5.37 | 6.17 |
| 1/22/2026 | | | | | | | 5.94 | | |

# Time Series

Constituent: pH, Field (SU) Analysis Run 3/31/2026 4:41 AM

Plant Wansley Client: Southern Company Data: Wansley Landfill

| | GWC-26 | GWC-27 | GWC-30 | GWC-31 | GWC-32 | GWC-33 | GWC-34 | GWC-35 |
|---|---|---|---|---|---|---|---|---|
| 1/19/2016 | | | 5.9 | | | | | |
| 1/21/2016 | | | | | | | 5.51 | 5.19 |
| 1/22/2016 | | 5.35 | | | | | | |
| 1/25/2016 | | | | 5.98 | 6.13 | 6.23 | | |
| 3/23/2016 | | 5.57 | 6.78 | | 6.22 | 6.7 | | |
| 3/24/2016 | 5.64 | | | | | | 6.66 (O) | 6.32 (O) |
| 5/20/2016 | | | 6.05 | | | | | |
| 5/23/2016 | | | | | 5.99 | | 5.92 | |
| 5/24/2016 | 5.78 | 5.58 | | | | 6.26 | | |
| 5/25/2016 | | | | 6.3 | | | | 5.58 |
| 7/21/2016 | | | 6.188237 | | | | 6.008569 | 5.701591 |
| 7/22/2016 | | | | | 7.552699 (O) | 6.956045 | | |
| 7/26/2016 | 6.038068 | 5.614371 | | | | | | |
| 7/27/2016 | | | | 6.327805 | | | | |
| 9/15/2016 | | | | | | | 5.982305 | 5.629095 |
| 9/16/2016 | | | | | 6.260319 | 6.411956 | | |
| 9/19/2016 | | 5.506855 | | | | | | |
| 9/20/2016 | 5.701864 | | 6.075727 | | | | | |
| 11/11/2016 | | 5.88 | | | | | | |
| 11/14/2016 | 5.64 | | 5.93 | | | | | |
| 11/15/2016 | | | | | 6.22 | | 6.03 | 5.66 |
| 11/16/2016 | | | | | | 6.15 | | |
| 1/19/2017 | 5.7 | | | | | | | |
| 1/20/2017 | | 5.71 | | | | | | |
| 1/24/2017 | | | 6.03 | 5.93 | | | | |
| 1/25/2017 | | | | | 6.17 | 6.09 | 5.92 | |
| 1/26/2017 | | | | | | | | 5.61 |
| 2/6/2017 | | | | 6.04 | | | | |
| 3/16/2017 | 5.58 | 5.37 | | | | | | |
| 3/17/2017 | | | 5.94 | | | | | |
| 3/22/2017 | | | | | | 6.18 | 5.66 | 5.42 |
| 3/28/2017 | | | | 6.06 | | | | |
| 4/28/2017 | | 5.89 | | | | | | |
| 5/1/2017 | 5.78 | | 6 | 6.24 | 6.18 | 6.45 | 5.88 | |
| 5/2/2017 | | | | | | | | 5.72 |
| 8/3/2017 | 5.61 | 5.65 | | 5.98 | 6.32 | 6.52 | 5.98 | 5.65 |
| 8/4/2017 | | | 6.01 | | | | | |
| 10/3/2017 | | 5.67 | | | | | 5.91 | 5.62 |
| 10/4/2017 | 5.75 | | 6.58 | | | | | |
| 10/5/2017 | | | | 5.97 | | | | |
| 1/19/2018 | | 5.53 | | | | | | |
| 1/22/2018 | 6 | | | 5.99 | 6.19 | 6.22 | | |
| 1/23/2018 | | | | | | | 6.11 | 5.64 |
| 1/24/2018 | | | 6.29 | | | | | |
| 6/19/2018 | | | | | | | | 5.59 |
| 6/20/2018 | | | | | | | 5.97 | |
| 6/21/2018 | | | 5.95 | | | | | |
| 6/26/2018 | | | | | 5.97 | 6.15 | | |
| 6/27/2018 | 5.59 | 5.58 | | 5.99 | | | | |
| 9/27/2018 | 5.68 | 5.7 | | | | | | |
| 10/1/2018 | | | | | | | | 5.55 |
| 10/2/2018 | | | | | 6.06 | 6.47 | 5.86 | |

# Time Series

Constituent: pH, Field (SU) Analysis Run 3/31/2026 4:41 AM

Plant Wansley Client: Southern Company Data: Wansley Landfill

| | GWC-26 | GWC-27 | GWC-30 | GWC-31 | GWC-32 | GWC-33 | GWC-34 | GWC-35 |
|---|---|---|---|---|---|---|---|---|
| 10/3/2018 | | | 6.38 | 6.2 | | | | |
| 1/21/2019 | | | | | | | | 5.53 |
| 1/24/2019 | 5.78 | 5.39 | | | | | | |
| 1/28/2019 | | | | | | | 6.08 | |
| 1/30/2019 | | | 6.08 | | 6.12 | 6.41 | | |
| 1/31/2019 | | | | 6.03 | | | | |
| 6/25/2019 | 5.63 | | | | | | | |
| 6/26/2019 | | 5.72 | | 6.18 | | 6.3 | 5.8 | 5.55 |
| 6/27/2019 | | | 6.08 | | 6.11 | | | |
| 9/10/2019 | | | 6.63 | | | | | |
| 9/11/2019 | | | | 6.34 | | | 5.92 | |
| 9/12/2019 | 5.63 | 5.36 | | | 6.08 | 6.5 | | 5.68 |
| 1/14/2020 | | | | 6.04 | 6.11 | | | |
| 3/11/2020 | | | 6.04 | | | | 5.93 | 5.62 |
| 3/12/2020 | | 5.36 | | | | 6.37 | | |
| 3/13/2020 | 5.52 | | | | | | | |
| 3/17/2020 | | | | 6.15 | | | | |
| 3/18/2020 | | | | | 6.13 | | | |
| 9/9/2020 | | 5.63 | | | | | | |
| 9/10/2020 | | | 6.59 | | | | | |
| 9/11/2020 | | | | 6.01 | | | 5.68 | 5.4 |
| 9/15/2020 | 5.63 | | | | 5.88 | | | |
| 9/16/2020 | | | | | | 5.88 | | |
| 3/16/2021 | | | | 5.89 | | | 5.78 | 5.44 |
| 3/17/2021 | 5.61 | | | | 6.14 | | | |
| 3/18/2021 | | 5.39 | 5.77 | | | 6.41 | | |
| 8/18/2021 | | | | | | | | 5.53 |
| 8/19/2021 | 5.69 | | | | | | | |
| 8/23/2021 | | 5.35 | 5.96 | | | | | |
| 8/24/2021 | | | | | 6.12 | 6.32 | 5.93 | |
| 8/25/2021 | | | | 6.01 | | | | |
| 3/2/2022 | | | 6.07 | | | | 5.91 | 5.73 |
| 3/8/2022 | | 5.57 | | | | | | |
| 3/9/2022 | 5.69 | | | | 6.11 | 5.85 | | |
| 3/10/2022 | | | | 6.02 | | | | |
| 5/4/2022 | | | | 6.19 | | 6.67 | | |
| 8/10/2022 | 5.6 | 5.63 | 5.97 | | 5.94 | | 5.78 | |
| 8/15/2022 | | | | | | 6.16 | | 5.55 |
| 8/16/2022 | | | | 6.19 | | | | |
| 2/14/2023 | | | 5.91 | | | | | |
| 2/15/2023 | | | | | 5.98 | | | |
| 2/20/2023 | | 5.33 | | | | 6.21 | 5.96 | 5.51 |
| 2/21/2023 | 5.58 | | | | | | | |
| 2/22/2023 | | | | 6.03 | | | | |
| 8/15/2023 | | 5.63 | | | 6.05 | 6.23 | | |
| 8/16/2023 | 5.53 | | 5.96 | 6.27 | | | 5.78 | 5.42 |
| 2/20/2024 | 5.53 | 5.42 | | | 6.25 | 6.49 | | |
| 2/21/2024 | | | 5.96 | 6.72 | | | | |
| 2/22/2024 | | | | | | | 6.43 | 5.56 |
| 3/27/2024 | | | | 5.97 | | | | |
| 7/30/2024 | | 5.27 | | | | | | |
| 7/31/2024 | | | | | | 5.86 | | |

# Time Series

Constituent: pH, Field (SU) Analysis Run 3/31/2026 4:41 AM

Plant Wansley Client: Southern Company Data: Wansley Landfill

| | GWC-26 | GWC-27 | GWC-30 | GWC-31 | GWC-32 | GWC-33 | GWC-34 | GWC-35 |
|---|---|---|---|---|---|---|---|---|
| 8/2/2024 | 5.61 | | | 6.13 | | | | |
| 8/5/2024 | | | 6.02 | | | | 5.6 | 5.25 |
| 8/6/2024 | | | | | 6.1 | | | |
| 9/30/2024 | | | | | | | | 5.66 |
| 2/11/2025 | | 5.51 | | | | | | |
| 2/13/2025 | 5.7 | | 6.12 | | | | 6 | |
| 2/18/2025 | | | | 6 | | | | 5.44 |
| 2/19/2025 | | | | | 6.03 | 6.2 | | |
| 8/13/2025 | 5.66 | 5.56 | | | | | | |
| 8/14/2025 | | | 6.14 | | 6.1 | | 5.8 | 5.35 |
| 8/15/2025 | | | | 6.13 | | | | |
| 8/19/2025 | | | | | | 6.2 | | |
| 1/21/2026 | | 5.33 | 5.85 | | 5.95 | | | |
| 1/22/2026 | 5.54 | | | | | 6.25 | 5.93 | 5.46 |
| 2/11/2026 | | | | 6.14 | | | | |

# Time Series

Constituent: Selenium (mg/L) Analysis Run 3/31/2026 4:41 AM

Plant Wansley Client: Southern Company Data: Wansley Landfill

| | GWA-1 (bg) | GWA-2 (bg) | GWA-3 (bg) | GWA-4 (bg) | GWA-28 (bg) | GWA-29 (bg) | GWC-5 | GWC-6 | GWC-7 |
|---|---|---|---|---|---|---|---|---|---|
| 8/31/2011 | | | <0.005 | <0.005 | | | <0.005 | <0.005 | |
| 9/7/2011 | | | | | | | | | <0.005 |
| 9/16/2011 | <0.005 | | | | <0.005 | | | | |
| 9/17/2011 | | <0.005 | | | | <0.005 | | | |
| 10/27/2011 | <0.005 | <0.005 | | <0.005 | | | <0.005 | | |
| 10/28/2011 | | | | | <0.005 | <0.005 | | | |
| 10/30/2011 | | | | | | | | <0.005 | <0.005 |
| 12/5/2011 | | | | | | | <0.005 | <0.005 | <0.005 |
| 12/12/2011 | | | | | <0.005 | <0.005 | | | |
| 12/13/2011 | <0.005 | | | | | | | | |
| 12/14/2011 | | <0.005 | | <0.005 | | | | | |
| 1/25/2012 | | | | | <0.005 | | <0.005 | <0.005 | <0.005 |
| 1/31/2012 | <0.005 | | | | | <0.005 | | | |
| 2/1/2012 | | | | <0.005 | | | | | |
| 2/7/2012 | | <0.005 | | | | | | | |
| 7/16/2012 | | | | | <0.005 | | | | |
| 7/17/2012 | | | | | | <0.005 | | | |
| 7/18/2012 | <0.005 | | | | | | <0.005 | | <0.005 |
| 7/23/2012 | | <0.005 | | <0.005 | | | | | |
| 7/24/2012 | | | | | | | | <0.005 | |
| 1/7/2013 | | | | | | | | | <0.005 |
| 1/8/2013 | | | | | | | | <0.005 | |
| 1/9/2013 | | | | | | | <0.005 | | |
| 1/23/2013 | | <0.005 | | <0.005 | | | | | |
| 1/24/2013 | <0.005 | | | | <0.005 | <0.005 | | | |
| 7/9/2013 | | | | | | | | <0.005 | <0.005 |
| 7/17/2013 | <0.005 | | | <0.005 | | | <0.005 | | |
| 7/23/2013 | | | | | <0.005 | | | | |
| 7/24/2013 | | <0.005 | | | | <0.005 | | | |
| 1/14/2014 | | | | | | | | | <0.005 |
| 1/15/2014 | | | | <0.005 | | | <0.005 | <0.005 | |
| 1/21/2014 | <0.005 | | | | | | | | |
| 1/22/2014 | | <0.005 | | | <0.005 | <0.005 | | | |
| 6/24/2014 | | | | | | | | | <0.005 |
| 6/25/2014 | <0.005 | | <0.005 | <0.005 | | | <0.005 | <0.005 | |
| 7/1/2014 | | <0.005 | | | <0.005 | | | | |
| 7/8/2014 | | | | | | <0.005 | | | |
| 1/13/2015 | | | | | | | <0.005 | | |
| 1/14/2015 | <0.005 | | | <0.005 | | | | | |
| 1/20/2015 | | | | | | | | <0.005 | <0.005 |
| 1/21/2015 | | | | | <0.005 | <0.005 | | | |
| 1/22/2015 | | <0.005 | | | | | | | |
| 7/21/2015 | <0.005 | | <0.005 | <0.005 | <0.005 | | | | |
| 7/22/2015 | | <0.005 | | | | <0.005 | | | |
| 7/24/2015 | | | | | | | <0.005 | <0.005 | |
| 7/27/2015 | | | | | | | | | <0.005 |
| 1/19/2016 | | | | | | <0.005 | | | |
| 1/20/2016 | | <0.005 | | <0.005 | | | <0.005 | <0.005 | |
| 1/21/2016 | <0.005 | | | | | | | | |
| 1/22/2016 | | | | | <0.005 | | | | |
| 1/26/2016 | | | | | | | | | <0.005 |
| 3/22/2016 | | | | | <0.005 | <0.005 | | | |

ND substitution: RL or RL/2 if <15% NDs.

# Time Series

Constituent: Selenium (mg/L) Analysis Run 3/31/2026 4:41 AM

Plant Wansley Client: Southern Company Data: Wansley Landfill

| | GWA-1 (bg) | GWA-2 (bg) | GWA-3 (bg) | GWA-4 (bg) | GWA-28 (bg) | GWA-29 (bg) | GWC-5 | GWC-6 | GWC-7 |
|---|---|---|---|---|---|---|---|---|---|
| 3/23/2016 | <0.005 | <0.005 | | <0.005 | | | | | |
| 3/28/2016 | | | | | | | <0.005 | <0.005 | |
| 3/29/2016 | | | | | | | | | <0.005 |
| 3/31/2016 | | | <0.005 | | | | | | |
| 5/19/2016 | | | | <0.005 | | <0.005 | | | |
| 5/20/2016 | <0.005 | | | | | | | | |
| 5/23/2016 | | | | | <0.005 | | <0.005 | | |
| 5/24/2016 | | <0.005 | | | | | | <0.005 | <0.005 |
| 5/25/2016 | | | <0.005 | | | | | | |
| 7/21/2016 | <0.005 | | | <0.005 | | 0.00045 (J) | 0.00025 (J) | <0.005 | |
| 7/22/2016 | | | | | | | | | <0.005 |
| 7/25/2016 | | | | | 0.0004 (J) | | | | |
| 7/26/2016 | | <0.005 | | | | | | | |
| 7/27/2016 | | | <0.005 | | | | | | |
| 9/14/2016 | | | | <0.005 | | | | | |
| 9/15/2016 | <0.005 | | | | <0.005 | | <0.005 | <0.005 | <0.005 |
| 9/16/2016 | | <0.005 | | | | | | | |
| 11/9/2016 | | | | | <0.005 | | | | |
| 11/10/2016 | | <0.005 | | <0.005 | | | | | |
| 11/11/2016 | <0.005 | | | | | | | | |
| 11/15/2016 | | | | | | | <0.005 | | |
| 11/16/2016 | | | | | | | | 0.00031 (J) | <0.005 |
| 1/17/2017 | | | | <0.005 | <0.005 | <0.005 | | | |
| 1/19/2017 | <0.005 | <0.005 | | | | | | | |
| 1/26/2017 | | | | | | | <0.005 | <0.005 | <0.005 |
| 3/15/2017 | | | | | | <0.005 | | | |
| 3/16/2017 | <0.005 | | | <0.005 | <0.005 | | | | |
| 3/17/2017 | | <0.005 | | | | | | | |
| 3/22/2017 | | | | | | | <0.005 | <0.005 | <0.005 |
| 4/27/2017 | | | | <0.005 | <0.005 | <0.005 | | | |
| 4/28/2017 | <0.005 | <0.005 | | | | | | | |
| 5/2/2017 | | | | | | | <0.005 | <0.005 | <0.005 |
| 7/18/2017 | | | | | | <0.005 | | | |
| 8/1/2017 | | | 0.00028 (J) | | <0.005 | 0.00036 (J) | | | |
| 8/2/2017 | | <0.005 | | <0.005 | | | | | |
| 8/3/2017 | <0.005 | | | | | | <0.005 | <0.005 | |
| 8/4/2017 | | | | | | | | | 0.00033 (J) |
| 10/3/2017 | | | <0.005 | | | | | | |
| 1/19/2018 | <0.005 | <0.005 | | | 0.00073 (J) | 0.00027 (J) | | | |
| 1/22/2018 | | | | <0.005 | | | | | |
| 1/23/2018 | | | | | | | <0.005 | <0.005 | <0.005 |
| 6/19/2018 | 0.00054 (J) | <0.005 | | 0.00086 (J) | <0.005 | 0.00051 (J) | | | |
| 6/20/2018 | | | <0.005 | | | | | | |
| 6/25/2018 | | | | | | | 0.0008 (J) | 0.0008 (J) | <0.005 |
| 1/17/2019 | <0.005 | <0.005 | | <0.005 | | | | | |
| 1/18/2019 | | | <0.005 | | | <0.005 | | | |
| 1/21/2019 | | | | | <0.005 | | | | <0.005 |
| 1/30/2019 | | | | | | | <0.005 | <0.005 | |
| 6/24/2019 | <0.005 | <0.005 | | <0.005 | | | | | |
| 6/25/2019 | | | <0.005 | | <0.005 | <0.005 | | | <0.005 |
| 6/26/2019 | | | | | | | <0.005 | <0.005 | |
| 9/9/2019 | <0.005 | | | | | | | | |

ND substitution: RL or RL/2 if <15% NDs.

# Time Series

Constituent: Selenium (mg/L) Analysis Run 3/31/2026 4:41 AM

Plant Wansley Client: Southern Company Data: Wansley Landfill

| | GWA-1 (bg) | GWA-2 (bg) | GWA-3 (bg) | GWA-4 (bg) | GWA-28 (bg) | GWA-29 (bg) | GWC-5 | GWC-6 | GWC-7 |
|---|---|---|---|---|---|---|---|---|---|
| 9/10/2019 | | <0.005 | | <0.005 | <0.005 | <0.005 | | | <0.005 |
| 9/11/2019 | | | <0.005 | | | | | | |
| 9/12/2019 | | | | | | | <0.005 | <0.005 | |
| 3/10/2020 | <0.005 | <0.005 | <0.005 | <0.005 | <0.005 | <0.005 | | | |
| 3/12/2020 | | | | | | | | | <0.005 |
| 3/16/2020 | | | | | | | <0.005 | <0.005 | |
| 9/9/2020 | <0.005 | | <0.005 | <0.005 | <0.005 | <0.005 | <0.005 | | |
| 9/10/2020 | | <0.005 | | | | | | | |
| 9/11/2020 | | | | | | | | <0.005 | |
| 9/14/2020 | | | | | | | | | <0.005 |
| 3/15/2021 | <0.005 | <0.005 | <0.005 | <0.005 | <0.005 | <0.005 | | | |
| 3/16/2021 | | | | | | | | | <0.005 |
| 3/17/2021 | | | | | | | <0.005 | <0.005 | |
| 8/16/2021 | <0.005 | | | | <0.005 | | | | |
| 8/18/2021 | | <0.005 | <0.005 | <0.005 | | <0.005 | | <0.005 | |
| 8/19/2021 | | | | | | | <0.005 | | <0.005 |
| 2/28/2022 | <0.005 | | | | | | | | |
| 3/1/2022 | | <0.005 | <0.005 | <0.005 | <0.005 | | | | |
| 3/2/2022 | | | | | | <0.005 | <0.005 | <0.005 | <0.005 |
| 8/9/2022 | <0.005 | <0.005 | <0.005 | <0.005 | <0.005 | <0.005 | | | |
| 8/11/2022 | | | | | | | <0.005 | <0.005 | <0.005 |
| 2/13/2023 | | | | | | <0.005 | | | |
| 2/14/2023 | <0.005 | <0.005 | <0.005 | <0.005 | <0.005 | | | | |
| 2/20/2023 | | | | | | | <0.005 | <0.005 | |
| 2/21/2023 | | | | | | | | | <0.005 |
| 8/8/2023 | | | <0.005 | | | <0.005 | | | |
| 8/9/2023 | <0.005 | <0.005 | | <0.005 | <0.005 | | | | <0.005 |
| 8/14/2023 | | | | | | | <0.005 | <0.005 | |
| 2/13/2024 | <0.005 | | | | | | | | |
| 2/14/2024 | | <0.005 | | <0.005 | <0.005 | <0.005 | <0.005 | <0.005 | |
| 2/21/2024 | | | | | | | | | <0.005 |
| 7/29/2024 | | | | <0.005 | <0.005 | | | | |
| 7/30/2024 | <0.005 | <0.005 | | | | <0.005 | | | |
| 7/31/2024 | | | <0.005 | | | | <0.005 | | |
| 8/1/2024 | | | | | | | | <0.005 | <0.005 |
| 2/10/2025 | | | | <0.005 | <0.005 | | | | |
| 2/11/2025 | <0.005 | <0.005 | | | | <0.005 | | | |
| 2/13/2025 | | | | | | | | | <0.005 |
| 2/14/2025 | | | | | | | <0.005 | | |
| 2/18/2025 | | | | | | | | <0.005 | |
| 8/12/2025 | <0.005 | <0.005 | | <0.005 | <0.005 | <0.005 | | | |
| 8/13/2025 | | | <0.005 | | | | | | |
| 8/15/2025 | | | | | | | | <0.005 | |
| 8/18/2025 | | | | | | | <0.005 | | <0.005 |
| 1/20/2026 | <0.005 | <0.005 | | <0.005 | <0.005 | <0.005 | | <0.005 | |
| 1/21/2026 | | | <0.005 | | | | <0.005 | | |
| 1/22/2026 | | | | | | | | | <0.005 |

ND substitution: RL or RL/2 if <15% NDs.

# Time Series

Constituent: Selenium (mg/L) Analysis Run 3/31/2026 4:41 AM

Plant Wansley Client: Southern Company Data: Wansley Landfill

| | GWC-8 | GWC-9 | GWC-10 | GWC-11 | GWC-12 | GWC-13 | GWC-14 | GWC-15 | GWC-16 |
|---|---|---|---|---|---|---|---|---|---|
| 8/30/2011 | | | | | | | | | <0.005 |
| 9/7/2011 | <0.005 | 0.015 (O) | | | | | | | |
| 9/13/2011 | | | | <0.005 | <0.005 | <0.005 | <0.005 | | |
| 9/16/2011 | | | | | | | | <0.005 | |
| 10/26/2011 | | | | | | | | | <0.005 |
| 10/27/2011 | | | | | | | <0.005 | <0.005 | |
| 10/28/2011 | | | | <0.005 | <0.005 | <0.005 | | | |
| 10/30/2011 | <0.005 | <0.005 | | | | | | | |
| 12/3/2011 | | | | | | | <0.005 | <0.005 | <0.005 |
| 12/4/2011 | | <0.005 | | <0.005 | <0.005 | <0.005 | | | |
| 12/5/2011 | <0.005 | | | | | | | | |
| 1/19/2012 | <0.005 | <0.005 | | | | | | | |
| 1/24/2012 | | | | | <0.005 | <0.005 | <0.005 | | |
| 1/25/2012 | | | | | | | | | <0.005 |
| 2/9/2012 | | | | <0.005 | | | | <0.005 | |
| 7/11/2012 | | | | | <0.005 | <0.005 | <0.005 | <0.005 | <0.005 |
| 7/18/2012 | <0.005 | <0.005 | | <0.005 | | | | | |
| 1/7/2013 | <0.005 | | | | | | | | |
| 1/8/2013 | | <0.005 | | <0.005 | <0.005 | <0.005 | <0.005 | <0.005 | <0.005 |
| 7/2/2013 | | | | | | | | <0.005 | <0.005 |
| 7/9/2013 | <0.005 | <0.005 | | <0.005 | | | | | |
| 7/10/2013 | | | | | <0.005 | <0.005 | <0.005 | | |
| 1/14/2014 | <0.005 | <0.005 | | | | | | | <0.005 |
| 1/15/2014 | | | | <0.005 | | | | | |
| 1/21/2014 | | | | | <0.005 | <0.005 | <0.005 | <0.005 | |
| 6/24/2014 | <0.005 | <0.005 | | | | | | <0.005 | |
| 6/25/2014 | | | | <0.005 | | | | | <0.005 |
| 7/1/2014 | | | | | <0.005 | <0.005 | <0.005 | | |
| 1/13/2015 | | | | | | | | | <0.005 |
| 1/14/2015 | | | | | | | <0.005 | <0.005 | |
| 1/20/2015 | <0.005 | <0.005 | | | | | | | |
| 1/21/2015 | | | | <0.005 | <0.005 | <0.005 | | | |
| 7/22/2015 | | | | | | | <0.005 | <0.005 | <0.005 |
| 7/27/2015 | <0.005 | <0.005 | | | | | | | |
| 7/28/2015 | | | | <0.005 | <0.005 | <0.005 | | | |
| 1/25/2016 | | | <0.005 | | | | | | |
| 1/26/2016 | <0.005 | <0.005 | | <0.005 | <0.005 | | | | |
| 1/27/2016 | | | | | | <0.005 | 0.0071 | <0.005 | <0.005 |
| 3/29/2016 | <0.005 | <0.005 | | <0.005 | <0.005 | <0.005 | | | |
| 3/30/2016 | | | <0.005 | | | | 0.00273 (J) | <0.005 | <0.005 |
| 4/20/2016 | | | | | | | <0.005 | | |
| 5/24/2016 | <0.005 | <0.005 | | | | | | | |
| 5/25/2016 | | | <0.005 | <0.005 | <0.005 | <0.005 | <0.005 | <0.005 | <0.005 |
| 7/22/2016 | | | | | <0.005 | | | | |
| 7/25/2016 | | <0.005 | | 0.00041 (J) | | | | | |
| 7/26/2016 | <0.005 | | | | | <0.005 | <0.005 | <0.005 | |
| 7/27/2016 | | | <0.005 | | | | | | 0.00029 (J) |
| 9/15/2016 | | | | | <0.005 | <0.005 | <0.005 | | |
| 9/16/2016 | | | <0.005 | | | | | | <0.005 |
| 9/19/2016 | <0.005 | <0.005 | | 0.00084 (J) | | | | | |
| 9/20/2016 | | | | | | | | <0.005 | |
| 11/16/2016 | <0.005 | <0.005 | | <0.005 | <0.005 | | | | |

ND substitution: RL or RL/2 if <15% NDs.

# Time Series

Constituent: Selenium (mg/L) Analysis Run 3/31/2026 4:41 AM

Plant Wansley Client: Southern Company Data: Wansley Landfill

| | GWC-8 | GWC-9 | GWC-10 | GWC-11 | GWC-12 | GWC-13 | GWC-14 | GWC-15 | GWC-16 |
|---|---|---|---|---|---|---|---|---|---|
| 11/17/2016 | | | <0.005 | | | <0.005 | 0.00047 (J) | <0.005 | <0.005 |
| 1/26/2017 | <0.005 | | | | | | | | |
| 1/31/2017 | | 0.00053 (J) | | 0.00033 (J) | <0.005 | <0.005 | | | |
| 2/1/2017 | | | <0.005 | | | | <0.005 | <0.005 | <0.005 |
| 3/23/2017 | <0.005 | <0.005 | | <0.005 | <0.005 | 0.0021 | <0.005 | <0.005 | |
| 3/24/2017 | | | <0.005 | | | | | | <0.005 |
| 5/2/2017 | | <0.005 | | <0.005 | | | | | |
| 5/3/2017 | 0.0018 | | <0.005 | | <0.005 | <0.005 | <0.005 | <0.005 | <0.005 |
| 8/4/2017 | | | | | | <0.005 | | <0.005 | |
| 8/7/2017 | 0.00068 (J) | 0.0009 (J) | | <0.005 | 0.00032 (J) | | 0.00088 (J) | | <0.005 |
| 8/8/2017 | | | <0.005 | | | | | | |
| 1/24/2018 | 0.00025 (J) | 0.00052 (J) | | <0.005 | <0.005 | | | | |
| 1/25/2018 | | | <0.005 | | | <0.005 | 0.00025 (J) | <0.005 | <0.005 |
| 6/20/2018 | | | | 0.00026 (J) | | <0.005 | 0.0017 | 0.00027 (J) | <0.005 |
| 6/21/2018 | 0.00029 (J) | 0.00063 (J) | <0.005 | | | | | | |
| 6/26/2018 | | | | | <0.005 | | | | |
| 1/22/2019 | <0.005 | <0.005 | | | | <0.005 | <0.005 | <0.005 | |
| 1/24/2019 | | | | <0.005 | | | | | |
| 1/25/2019 | | | | | <0.005 | | | | <0.005 |
| 1/31/2019 | | | <0.005 | | | | | | |
| 6/25/2019 | <0.005 | <0.005 | | | | <0.005 | <0.005 | <0.005 | <0.005 |
| 6/26/2019 | | | <0.005 | <0.005 | <0.005 | | | | |
| 9/10/2019 | <0.005 | | | | | | | | |
| 9/11/2019 | | | | | <0.005 | | | | <0.005 |
| 9/12/2019 | | | | | | <0.005 | 0.0032 (J) | | |
| 9/16/2019 | | <0.005 | | <0.005 | | | | | |
| 9/17/2019 | | | <0.005 | | | | | <0.005 | |
| 3/12/2020 | <0.005 | | | | | <0.005 | | | |
| 3/16/2020 | | <0.005 | | <0.005 | | | | <0.005 | |
| 3/17/2020 | | | <0.005 | | | | 0.0023 (J) | | <0.005 |
| 3/18/2020 | | | | | <0.005 | | | | |
| 9/10/2020 | | | <0.005 | <0.005 | <0.005 | <0.005 | 0.0022 (J) | <0.005 | |
| 9/11/2020 | | <0.005 | | | | | | | <0.005 |
| 9/14/2020 | <0.005 | | | | | | | | |
| 3/16/2021 | <0.005 | <0.005 | | | <0.005 | | | | |
| 3/17/2021 | | | | <0.005 | | <0.005 | 0.0025 (J) | | <0.005 |
| 3/18/2021 | | | <0.005 | | | | | <0.005 | |
| 8/19/2021 | | | | | <0.005 | | | | |
| 8/20/2021 | <0.005 | | <0.005 | | | | | | <0.005 |
| 8/23/2021 | | | | <0.005 | | <0.005 | <0.005 | | |
| 8/24/2021 | | | | | | | | <0.005 | |
| 8/25/2021 | | <0.005 | | | | | | | |
| 3/2/2022 | <0.005 | | | | | | | | |
| 3/7/2022 | | | | <0.005 | <0.005 | | <0.005 | <0.005 | |
| 3/8/2022 | | | <0.005 | | | <0.005 | | | <0.005 |
| 3/9/2022 | | <0.005 | | | | | | | |
| 8/11/2022 | <0.005 | | | | | | | | |
| 8/15/2022 | | | | <0.005 | | <0.005 | | | |
| 8/16/2022 | | <0.005 | <0.005 | | <0.005 | | 0.0022 (J) | <0.005 | <0.005 |
| 2/15/2023 | <0.005 | <0.005 | <0.005 | | <0.005 | | | | |
| 2/17/2023 | | | | | | | <0.005 | | |
| 2/20/2023 | | | | | | | | | <0.005 |

ND substitution: RL or RL/2 if <15% NDs.

# Time Series

Constituent: Selenium (mg/L) Analysis Run 3/31/2026 4:41 AM

Plant Wansley Client: Southern Company Data: Wansley Landfill

| | GWC-8 | GWC-9 | GWC-10 | GWC-11 | GWC-12 | GWC-13 | GWC-14 | GWC-15 | GWC-16 |
|---|---|---|---|---|---|---|---|---|---|
| 2/21/2023 | | | | <0.005 | | <0.005 | | <0.005 | |
| 8/9/2023 | <0.005 | <0.005 | | | | | | | |
| 8/10/2023 | | | <0.005 | | | | | | |
| 8/14/2023 | | | | <0.005 | <0.005 | | <0.005 | <0.005 | <0.005 |
| 8/16/2023 | | | | | | <0.005 | | | |
| 2/14/2024 | | | | <0.005 | | | | | |
| 2/19/2024 | | <0.005 | | | | <0.005 | <0.005 | | |
| 2/20/2024 | | | <0.005 | | <0.005 | | | | |
| 2/21/2024 | <0.005 | | | | | | | <0.005 | <0.005 |
| 7/30/2024 | <0.005 | | | | | | | | |
| 7/31/2024 | | <0.005 | <0.005 | | | | | | |
| 8/5/2024 | | | | | | <0.005 | | | <0.005 |
| 8/6/2024 | | | | <0.005 | <0.005 | | 0.0018 (J) | <0.005 | |
| 2/11/2025 | | | | | | | | | <0.005 |
| 2/13/2025 | <0.005 | | | | | | | | |
| 2/17/2025 | | | | | <0.005 | | <0.005 | | |
| 2/18/2025 | | <0.005 | | <0.005 | | <0.005 | | <0.005 | |
| 2/19/2025 | | | <0.005 | | | | | | |
| 8/13/2025 | <0.005 | <0.005 | | | | | | | |
| 8/15/2025 | | | | | | | | | <0.005 |
| 8/18/2025 | | | | <0.005 | <0.005 | | | <0.005 | |
| 8/19/2025 | | | <0.005 | | | <0.005 | 0.0029 (J) | | |
| 1/20/2026 | | | | | | | <0.005 | | |
| 1/21/2026 | | | <0.005 | <0.005 | <0.005 | <0.005 | | <0.005 | <0.005 |
| 1/22/2026 | <0.005 | <0.005 | | | | | | | |

ND substitution: RL or RL/2 if <15% NDs.

# Time Series

Constituent: Selenium (mg/L) Analysis Run 3/31/2026 4:41 AM

Plant Wansley Client: Southern Company Data: Wansley Landfill

| | GWC-17 | GWC-18 | GWC-19 | GWC-20 | GWC-21 | GWC-22 | GWC-23 | GWC-24 | GWC-25 |
|---|---|---|---|---|---|---|---|---|---|
| 8/30/2011 | <0.005 | <0.005 | <0.005 | | | | | | |
| 8/31/2011 | | | | <0.005 | <0.005 | | | | |
| 9/15/2011 | | | | | | <0.005 | | | |
| 9/16/2011 | | | | | | | <0.005 | | |
| 9/17/2011 | | | | | | | | | <0.005 |
| 10/26/2011 | <0.005 | <0.005 | <0.005 | | | | | | |
| 10/27/2011 | | | | <0.005 | <0.005 | | | | |
| 10/29/2011 | | | | | | <0.005 | <0.005 | | |
| 10/31/2011 | | | | | | | | | <0.005 |
| 12/3/2011 | <0.005 | <0.005 | <0.005 | | | | | | |
| 12/4/2011 | | | | <0.005 | <0.005 | | | | |
| 12/13/2011 | | | | | | <0.005 | <0.005 | | |
| 12/14/2011 | | | | | | | | | <0.005 |
| 1/25/2012 | <0.005 | | | | | <0.005 | | | |
| 1/31/2012 | | | | | | | <0.005 | | |
| 2/7/2012 | | | | | | | | | <0.005 |
| 2/8/2012 | | | <0.005 | <0.005 | <0.005 | | | | |
| 2/9/2012 | | <0.005 | | | | | | | |
| 7/11/2012 | <0.005 | <0.005 | <0.005 | <0.005 | | | | | |
| 7/17/2012 | | | | | <0.005 | | | | <0.005 |
| 7/18/2012 | | | | | | <0.005 | <0.005 | | |
| 1/8/2013 | <0.005 | <0.005 | <0.005 | <0.005 | | | | | |
| 1/9/2013 | | | | | <0.005 | | | | |
| 1/22/2013 | | | | | | <0.005 | <0.005 | | |
| 7/16/2013 | <0.005 | <0.005 | <0.005 | <0.005 | <0.005 | <0.005 | | | |
| 7/23/2013 | | | | | | | <0.005 | | |
| 7/24/2013 | | | | | | | | | <0.005 |
| 1/14/2014 | <0.005 | <0.005 | | | | | | | |
| 1/21/2014 | | | <0.005 | <0.005 | <0.005 | <0.005 | | | |
| 1/22/2014 | | | | | | | <0.005 | | |
| 1/23/2014 | | | | | | | | | <0.005 |
| 6/24/2014 | | <0.005 | <0.005 | <0.005 | <0.005 | | | | |
| 6/25/2014 | <0.005 | | | | | <0.005 | | | |
| 7/1/2014 | | | | | | | <0.005 | | |
| 7/8/2014 | | | | | | | | <0.005 | <0.005 |
| 1/13/2015 | | <0.005 | <0.005 | <0.005 | <0.005 | | | | |
| 1/14/2015 | <0.005 | | | | | <0.005 | | | |
| 1/21/2015 | | | | | | | | | <0.005 |
| 1/22/2015 | | | | | | | <0.005 | | |
| 7/23/2015 | | <0.005 | <0.005 | <0.005 | <0.005 | <0.005 | | | |
| 7/28/2015 | <0.005 | | | | | | | | |
| 7/29/2015 | | | | | | | <0.005 | | |
| 7/30/2015 | | | | | | | | | <0.005 |
| 7/31/2015 | | | | | | | | <0.005 | |
| 1/20/2016 | | | | | | | | <0.005 | |
| 1/21/2016 | | | | | | | <0.005 | | <0.005 |
| 1/26/2016 | | | | | <0.005 | <0.005 | | | |
| 1/27/2016 | <0.005 | <0.005 | <0.005 | <0.005 | | | | | |
| 3/28/2016 | | | | | | | | | <0.005 |
| 3/29/2016 | | | | | | | <0.005 | | |
| 3/30/2016 | <0.005 | <0.005 | <0.005 | <0.005 | <0.005 | | | <0.005 | |
| 3/31/2016 | | | | | | <0.005 | | | |

ND substitution: RL or RL/2 if <15% NDs.

# Time Series

Constituent: Selenium (mg/L) Analysis Run 3/31/2026 4:41 AM

Plant Wansley Client: Southern Company Data: Wansley Landfill

| | GWC-17 | GWC-18 | GWC-19 | GWC-20 | GWC-21 | GWC-22 | GWC-23 | GWC-24 | GWC-25 |
|---|---|---|---|---|---|---|---|---|---|
| 5/25/2016 | <0.005 | | | | | | <0.005 | <0.005 | <0.005 |
| 5/26/2016 | | <0.005 | <0.005 | <0.005 | <0.005 | <0.005 | | | |
| 7/25/2016 | | 0.00073 (J) | <0.005 | <0.005 | | | | | |
| 7/26/2016 | | | | | <0.005 | <0.005 | | | |
| 7/27/2016 | <0.005 | | | | | | <0.005 | <0.005 | 0.00033 (J) |
| 9/16/2016 | | | | | | | | <0.005 | |
| 9/19/2016 | <0.005 | <0.005 | <0.005 | | | | | | <0.005 |
| 9/20/2016 | | | | <0.005 | <0.005 | <0.005 | <0.005 | | |
| 11/15/2016 | | | | | | | | | <0.005 |
| 11/17/2016 | <0.005 | <0.005 | <0.005 | <0.005 | <0.005 | <0.005 | | | |
| 11/18/2016 | | | | | | | <0.005 | <0.005 | |
| 1/24/2017 | | | | | | | | | <0.005 |
| 2/1/2017 | <0.005 | <0.005 | | | | | | | |
| 2/2/2017 | | | <0.005 | <0.005 | <0.005 | | | | |
| 2/3/2017 | | | | | | <0.005 | <0.005 | <0.005 | |
| 3/23/2017 | | | | | | | | | <0.005 |
| 3/24/2017 | <0.005 | <0.005 | <0.005 | | | | | | |
| 3/28/2017 | | | | <0.005 | <0.005 | <0.005 | <0.005 | | |
| 3/29/2017 | | | | | | | | <0.005 | |
| 5/2/2017 | | | | | | | | | <0.005 |
| 5/3/2017 | <0.005 | <0.005 | <0.005 | | | <0.005 | | | |
| 5/4/2017 | | | | <0.005 | <0.005 | | <0.005 | <0.005 | |
| 8/3/2017 | | | | | | | | | <0.005 |
| 8/7/2017 | <0.005 | <0.005 | <0.005 | <0.005 | <0.005 | | | | |
| 8/8/2017 | | | | | | <0.005 | <0.005 | <0.005 | |
| 1/25/2018 | <0.005 | <0.005 | <0.005 | | | <0.005 | <0.005 | <0.005 | <0.005 |
| 1/26/2018 | | | | <0.005 | <0.005 | | | | |
| 6/20/2018 | | | | | 0.00046 (J) | 0.0003 (J) | <0.005 | | |
| 6/21/2018 | | <0.005 | <0.005 | <0.005 | | | | | |
| 6/26/2018 | <0.005 | | | | | | | | |
| 6/27/2018 | | | | | | | | <0.005 | <0.005 |
| 1/24/2019 | <0.005 | | | | <0.005 | <0.005 | | | <0.005 |
| 1/25/2019 | | | | | | | <0.005 | | |
| 1/28/2019 | | <0.005 | <0.005 | <0.005 | | | | | |
| 1/31/2019 | | | | | | | | <0.005 | |
| 6/25/2019 | <0.005 | | | <0.005 | <0.005 | <0.005 | | | <0.005 |
| 6/26/2019 | | | <0.005 | | | | <0.005 | <0.005 | |
| 6/27/2019 | | <0.005 | | | | | | | |
| 9/10/2019 | | | | | | <0.005 | | | |
| 9/11/2019 | <0.005 | <0.005 | | <0.005 | <0.005 | | | <0.005 | <0.005 |
| 9/12/2019 | | | <0.005 | | | | <0.005 | | |
| 3/12/2020 | | | | | | | | <0.005 | <0.005 |
| 3/17/2020 | <0.005 | <0.005 | | | | | | | |
| 3/18/2020 | | | <0.005 | <0.005 | <0.005 | <0.005 | <0.005 | | |
| 9/10/2020 | | | | | | <0.005 | <0.005 | | |
| 9/14/2020 | <0.005 | <0.005 | | | | | | | <0.005 |
| 9/15/2020 | | | <0.005 | <0.005 | <0.005 | | | <0.005 | |
| 3/15/2021 | | | | | | <0.005 | | | |
| 3/16/2021 | <0.005 | <0.005 | | <0.005 | <0.005 | | | | |
| 3/17/2021 | | | <0.005 | | | | | | <0.005 |
| 3/18/2021 | | | | | | | <0.005 | <0.005 | |
| 8/19/2021 | | | | | <0.005 | <0.005 | | <0.005 | <0.005 |

ND substitution: RL or RL/2 if <15% NDs.

# Time Series

Constituent: Selenium (mg/L) Analysis Run 3/31/2026 4:41 AM

Plant Wansley Client: Southern Company Data: Wansley Landfill

| | GWC-17 | GWC-18 | GWC-19 | GWC-20 | GWC-21 | GWC-22 | GWC-23 | GWC-24 | GWC-25 |
|---|---|---|---|---|---|---|---|---|---|
| 8/20/2021 | <0.005 | | | | | | | | |
| 8/23/2021 | | | | | | | <0.005 | | |
| 8/24/2021 | | <0.005 | <0.005 | <0.005 | | | | | |
| 3/7/2022 | | | | <0.005 | <0.005 | | | | |
| 3/8/2022 | <0.005 | <0.005 | <0.005 | | | <0.005 | | | <0.005 |
| 3/9/2022 | | | | | | | <0.005 | | |
| 3/10/2022 | | | | | | | | <0.005 | |
| 8/10/2022 | | | | | | | | | <0.005 |
| 8/11/2022 | <0.005 | <0.005 | <0.005 | | | | | | |
| 8/16/2022 | | | | <0.005 | <0.005 | | <0.005 | | |
| 8/17/2022 | | | | | | <0.005 | | | |
| 8/18/2022 | | | | | | | | <0.005 | |
| 2/14/2023 | | | | | | <0.005 | | | |
| 2/16/2023 | | | | | | | | <0.005 | |
| 2/20/2023 | <0.005 | <0.005 | | | | | | | |
| 2/21/2023 | | | <0.005 | | <0.005 | | <0.005 | | <0.005 |
| 2/22/2023 | | | | <0.005 | | | | | |
| 8/9/2023 | | <0.005 | <0.005 | <0.005 | <0.005 | | | | |
| 8/10/2023 | <0.005 | | | | | | | | |
| 8/14/2023 | | | | | | <0.005 | | | |
| 8/15/2023 | | | | | | | <0.005 | | <0.005 |
| 8/16/2023 | | | | | | | | <0.005 | |
| 2/14/2024 | | | | | | <0.005 | | | |
| 2/19/2024 | | | | | <0.005 | | <0.005 | | |
| 2/20/2024 | <0.005 | | | <0.005 | | | | | |
| 2/21/2024 | | <0.005 | <0.005 | | | | | | <0.005 |
| 2/22/2024 | | | | | | | | <0.005 | |
| 7/30/2024 | | | | | <0.005 | | <0.005 | | |
| 8/1/2024 | | | | | | | | | <0.005 |
| 8/2/2024 | | | | <0.005 | | | | | |
| 8/6/2024 | | | <0.005 | | | <0.005 | | <0.005 | |
| 8/7/2024 | <0.005 | <0.005 | | | | | | | |
| 2/11/2025 | | | | | <0.005 | <0.005 | <0.005 | | |
| 2/13/2025 | <0.005 | <0.005 | | | | | | | |
| 2/14/2025 | | | <0.005 | <0.005 | | | | <0.005 | <0.005 |
| 8/12/2025 | | | | <0.005 | <0.005 | <0.005 | <0.005 | | |
| 8/13/2025 | <0.005 | <0.005 | <0.005 | | | | | | <0.005 |
| 8/14/2025 | | | | | | | | <0.005 | |
| 1/20/2026 | | | | | <0.005 | <0.005 | | | |
| 1/21/2026 | <0.005 | <0.005 | <0.005 | <0.005 | | | | <0.005 | <0.005 |
| 1/22/2026 | | | | | | | <0.005 | | |

ND substitution: RL or RL/2 if <15% NDs.

# Time Series

Constituent: Selenium (mg/L) Analysis Run 3/31/2026 4:41 AM

Plant Wansley Client: Southern Company Data: Wansley Landfill

| | GWC-26 | GWC-27 | GWC-30 | GWC-31 | GWC-32 | GWC-33 | GWC-34 | GWC-35 |
|---|---|---|---|---|---|---|---|---|
| 9/15/2011 | | | <0.005 | | <0.005 | | | |
| 9/16/2011 | | | | | | <0.005 | <0.005 | <0.005 |
| 9/17/2011 | <0.005 | <0.005 | | <0.005 | | | | |
| 10/28/2011 | | | <0.005 | | | | | |
| 10/29/2011 | <0.005 | <0.005 | | | | | | |
| 10/30/2011 | | | | | | <0.005 | | |
| 10/31/2011 | | | | <0.005 | <0.005 | | <0.005 | <0.005 |
| 12/12/2011 | | | | | | | <0.005 | <0.005 |
| 12/13/2011 | | | <0.005 | | <0.005 | <0.005 | | |
| 12/14/2011 | <0.005 | <0.005 | | | | | | |
| 1/25/2012 | | <0.005 | | | | | | |
| 2/1/2012 | | | | | <0.005 | <0.005 | <0.005 | <0.005 |
| 2/7/2012 | <0.005 | | | <0.005 | | | | |
| 2/8/2012 | | | <0.005 | | | | | |
| 7/16/2012 | | | | | | | <0.005 | <0.005 |
| 7/17/2012 | <0.005 | <0.005 | | | <0.005 | <0.005 | | |
| 7/18/2012 | | | <0.005 | | | | | |
| 1/22/2013 | | | | | | | <0.005 | <0.005 |
| 1/23/2013 | | | | <0.005 | <0.005 | <0.005 | | |
| 1/24/2013 | <0.005 | <0.005 | <0.005 | | | | | |
| 7/2/2013 | | | | | | | | <0.005 |
| 7/17/2013 | | | | | | <0.005 | <0.005 | |
| 7/24/2013 | <0.005 | <0.005 | <0.005 | | <0.005 | | | |
| 1/21/2014 | | | | | | | | <0.005 |
| 1/23/2014 | <0.005 | <0.005 | <0.005 | <0.005 | <0.005 | <0.005 | <0.005 | |
| 6/25/2014 | | | | | | | <0.005 | <0.005 |
| 7/1/2014 | | | <0.005 | <0.005 | <0.005 | | | |
| 7/8/2014 | <0.005 | <0.005 | | | | | | |
| 1/14/2015 | | | | | | | <0.005 | <0.005 |
| 1/20/2015 | | | <0.005 | | <0.005 | <0.005 | | |
| 1/21/2015 | <0.005 | <0.005 | | <0.005 | | | | |
| 7/28/2015 | | | | | | | | <0.005 |
| 7/29/2015 | | | | | | <0.005 | <0.005 | |
| 7/30/2015 | | <0.005 | <0.005 | | <0.005 | | | |
| 7/31/2015 | <0.005 | | | | | | | |
| 1/19/2016 | | | <0.005 | | | | | |
| 1/21/2016 | | | | | | | <0.005 | <0.005 |
| 1/22/2016 | | <0.005 | | | | | | |
| 1/25/2016 | <0.005 | | | <0.005 | <0.005 | <0.005 | | |
| 3/23/2016 | | <0.005 | <0.005 | | <0.005 | <0.005 | | |
| 3/24/2016 | <0.005 | | | | | | <0.005 | <0.005 |
| 3/30/2016 | | | | <0.005 | | | | |
| 5/20/2016 | | | <0.005 | | | | | |
| 5/23/2016 | | | | | | | <0.005 | <0.005 |
| 5/24/2016 | | <0.005 | | | <0.005 | <0.005 | | |
| 5/25/2016 | <0.005 | | | <0.005 | | | | |
| 7/21/2016 | | | 0.0003 (J) | | | | <0.005 | <0.005 |
| 7/22/2016 | | | | | 0.00025 (J) | 0.00074 (J) | | |
| 7/26/2016 | <0.005 | <0.005 | | | | | | |
| 7/27/2016 | | | | 0.00095 (J) | | | | |
| 9/15/2016 | | | | | | | <0.005 | <0.005 |
| 9/16/2016 | | | | | <0.005 | <0.005 | | |

ND substitution: RL or RL/2 if <15% NDs.

# Time Series

Constituent: Selenium (mg/L) Analysis Run 3/31/2026 4:41 AM

Plant Wansley Client: Southern Company Data: Wansley Landfill

| | GWC-26 | GWC-27 | GWC-30 | GWC-31 | GWC-32 | GWC-33 | GWC-34 | GWC-35 |
|---|---|---|---|---|---|---|---|---|
| 9/19/2016 | <0.005 | <0.005 | | | | | | |
| 9/20/2016 | | | <0.005 | | | | | |
| 11/11/2016 | | <0.005 | | | | | | |
| 11/14/2016 | <0.005 | | <0.005 | | | | | |
| 11/15/2016 | | | | | <0.005 | | <0.005 | <0.005 |
| 11/17/2016 | | | | | | <0.005 | | |
| 1/19/2017 | <0.005 | | | | | | | |
| 1/20/2017 | | 0.00045 (J) | | | | | | |
| 1/24/2017 | | | <0.005 | | | | | |
| 1/25/2017 | | | | 0.00035 (J) | | <0.005 | <0.005 | |
| 1/26/2017 | | | | | <0.005 | | | <0.005 |
| 3/16/2017 | <0.005 | <0.005 | | | | | | |
| 3/17/2017 | | | <0.005 | | | | | |
| 3/22/2017 | | | | | | | <0.005 | <0.005 |
| 3/23/2017 | | | | <0.005 | | <0.005 | | |
| 3/24/2017 | | | | | <0.005 | | | |
| 4/28/2017 | | <0.005 | | | | | | |
| 5/1/2017 | 0.0018 | | <0.005 | | | 0.00084 (J) | <0.005 | |
| 5/2/2017 | | | | <0.005 | <0.005 | | | <0.005 |
| 7/19/2017 | | | | 0.00068 (J) | | | | |
| 8/3/2017 | <0.005 | <0.005 | | | <0.005 | | <0.005 | <0.005 |
| 8/4/2017 | | | 0.00027 (J) | 0.00042 (J) | | 0.00084 (J) | | |
| 1/19/2018 | | <0.005 | | | | | | |
| 1/22/2018 | 0.0003 (J) | | | | | | | |
| 1/23/2018 | | | | 0.001 (J) | <0.005 | 0.001 (J) | <0.005 | <0.005 |
| 1/24/2018 | | | 0.00067 (J) | | | | | |
| 6/19/2018 | | | | | | | | 0.00025 (J) |
| 6/20/2018 | | | | | | | <0.005 | |
| 6/21/2018 | | | <0.005 | | | | | |
| 6/26/2018 | | | | | <0.005 | 0.00085 (J) | | |
| 6/27/2018 | <0.005 | <0.005 | | 0.00044 (J) | | | | |
| 1/21/2019 | | | | | | | | <0.005 |
| 1/24/2019 | <0.005 | <0.005 | | | | | | |
| 1/28/2019 | | | | | | | <0.005 | |
| 1/30/2019 | | | <0.005 | | <0.005 | <0.005 | | |
| 1/31/2019 | | | | <0.005 | | | | |
| 6/25/2019 | <0.005 | | | | | | | |
| 6/26/2019 | | <0.005 | | <0.005 | | <0.005 | <0.005 | <0.005 |
| 6/27/2019 | | | <0.005 | | <0.005 | | | |
| 9/10/2019 | | | <0.005 | | | | | |
| 9/11/2019 | | | | <0.005 | | | <0.005 | |
| 9/12/2019 | <0.005 | <0.005 | | | <0.005 | <0.005 | | <0.005 |
| 3/11/2020 | | | <0.005 | | | | <0.005 | <0.005 |
| 3/12/2020 | | <0.005 | | | | <0.005 | | |
| 3/13/2020 | <0.005 | | | | | | | |
| 3/17/2020 | | | | <0.005 | | | | |
| 3/18/2020 | | | | | <0.005 | | | |
| 9/9/2020 | | <0.005 | | | | | | |
| 9/10/2020 | | | <0.005 | | | | | |
| 9/11/2020 | | | | <0.005 | | | <0.005 | <0.005 |
| 9/15/2020 | <0.005 | | | | <0.005 | | | |
| 9/16/2020 | | | | | | <0.005 | | |

ND substitution: RL or RL/2 if <15% NDs.

# Time Series

Constituent: Selenium (mg/L) Analysis Run 3/31/2026 4:41 AM

Plant Wansley Client: Southern Company Data: Wansley Landfill

| | GWC-26 | GWC-27 | GWC-30 | GWC-31 | GWC-32 | GWC-33 | GWC-34 | GWC-35 |
|---|---|---|---|---|---|---|---|---|
| 3/16/2021 | | | | <0.005 | | | <0.005 | <0.005 |
| 3/17/2021 | <0.005 | | | | <0.005 | | | |
| 3/18/2021 | | <0.005 | <0.005 | | | <0.005 | | |
| 8/18/2021 | | | | | | | | <0.005 |
| 8/19/2021 | <0.005 | | | | | | | |
| 8/23/2021 | | <0.005 | <0.005 | | | | | |
| 8/24/2021 | | | | | <0.005 | <0.005 | <0.005 | |
| 8/25/2021 | | | | <0.005 | | | | |
| 3/2/2022 | | | <0.005 | | | | <0.005 | <0.005 |
| 3/8/2022 | | <0.005 | | | | | | |
| 3/9/2022 | <0.005 | | | | <0.005 | <0.005 | | |
| 3/10/2022 | | | | <0.005 | | | | |
| 8/10/2022 | <0.005 | <0.005 | <0.005 | | <0.005 | | <0.005 | |
| 8/15/2022 | | | | | | <0.005 | | <0.005 |
| 8/16/2022 | | | | <0.005 | | | | |
| 2/14/2023 | | | <0.005 | | | | | |
| 2/15/2023 | | | | | <0.005 | | | |
| 2/20/2023 | | <0.005 | | | | <0.005 | <0.005 | <0.005 |
| 2/21/2023 | <0.005 | | | | | | | |
| 2/22/2023 | | | | <0.005 | | | | |
| 8/15/2023 | | <0.005 | | | <0.005 | <0.005 | | |
| 8/16/2023 | <0.005 | | <0.005 | <0.005 | | | <0.005 | <0.005 |
| 2/20/2024 | <0.005 | <0.005 | | | <0.005 | <0.005 | | |
| 2/21/2024 | | | <0.005 | <0.005 | | | | |
| 2/22/2024 | | | | | | | <0.005 | <0.005 |
| 7/30/2024 | | <0.005 | | | | | | |
| 7/31/2024 | | | | | | <0.005 | | |
| 8/2/2024 | <0.005 | | | <0.005 | | | | |
| 8/5/2024 | | | <0.005 | | | | <0.005 | <0.005 |
| 8/6/2024 | | | | | <0.005 | | | |
| 2/11/2025 | | <0.005 | | | | | | |
| 2/13/2025 | <0.005 | | <0.005 | | | | <0.005 | |
| 2/18/2025 | | | | <0.005 | | | | <0.005 |
| 2/19/2025 | | | | | <0.005 | <0.005 | | |
| 8/13/2025 | <0.005 | <0.005 | | | | | | |
| 8/14/2025 | | | <0.005 | | <0.005 | | <0.005 | <0.005 |
| 8/15/2025 | | | | <0.005 | | | | |
| 8/19/2025 | | | | | | <0.005 | | |
| 1/21/2026 | | <0.005 | <0.005 | | <0.005 | | | |
| 1/22/2026 | <0.005 | | | | | <0.005 | <0.005 | <0.005 |
| 2/11/2026 | | | | <0.005 | | | | |

ND substitution: RL or RL/2 if <15% NDs.

# Time Series

Constituent: Silver (mg/L) Analysis Run 3/31/2026 4:41 AM

Plant Wansley Client: Southern Company Data: Wansley Landfill

| | GWA-1 (bg) | GWA-2 (bg) | GWA-3 (bg) | GWA-4 (bg) | GWA-28 (bg) | GWA-29 (bg) | GWC-5 | GWC-6 | GWC-7 |
|---|---|---|---|---|---|---|---|---|---|
| 8/31/2011 | | | <0.001 | <0.001 | | | <0.001 | <0.001 | |
| 9/7/2011 | | | | | | | | | <0.001 |
| 9/16/2011 | <0.001 | | | | <0.001 | | | | |
| 9/17/2011 | | <0.001 | | | | <0.001 | | | |
| 10/27/2011 | <0.001 | <0.001 | | <0.001 | | | <0.001 | | |
| 10/28/2011 | | | | | <0.001 | <0.001 | | | |
| 10/30/2011 | | | | | | | | <0.001 | <0.001 |
| 12/5/2011 | | | | | | | <0.001 | <0.001 | <0.001 |
| 12/12/2011 | | | | | <0.001 | <0.001 | | | |
| 12/13/2011 | <0.001 | | | | | | | | |
| 12/14/2011 | | <0.001 | | <0.001 | | | | | |
| 1/25/2012 | | | | | <0.001 | | <0.001 | <0.001 | <0.001 |
| 1/31/2012 | <0.001 | | | | | <0.001 | | | |
| 2/1/2012 | | | | <0.001 | | | | | |
| 2/7/2012 | | <0.001 | | | | | | | |
| 7/16/2012 | | | | | <0.001 | | | | |
| 7/17/2012 | | | | | | <0.001 | | | |
| 7/18/2012 | <0.001 | | | | | | <0.001 | | <0.001 |
| 7/23/2012 | | <0.001 | | <0.001 | | | | | |
| 7/24/2012 | | | | | | | | <0.001 | |
| 1/7/2013 | | | | | | | | | <0.001 |
| 1/8/2013 | | | | | | | | <0.001 | |
| 1/9/2013 | | | | | | | <0.001 | | |
| 1/23/2013 | | <0.001 | | <0.001 | | | | | |
| 1/24/2013 | <0.001 | | | | <0.001 | <0.001 | | | |
| 7/9/2013 | | | | | | | | <0.001 | <0.001 |
| 7/17/2013 | <0.001 | | | <0.001 | | | <0.001 | | |
| 7/23/2013 | | | | | <0.001 | | | | |
| 7/24/2013 | | <0.001 | | | | 0.003 (O) | | | |
| 1/14/2014 | | | | | | | | | <0.001 |
| 1/15/2014 | | | | <0.001 | | | <0.001 | <0.001 | |
| 1/21/2014 | <0.001 | | | | | | | | |
| 1/22/2014 | | <0.001 | | | <0.001 | 0.0011 (J) | | | |
| 6/24/2014 | | | | | | | | | <0.001 |
| 6/25/2014 | <0.001 | | <0.001 | <0.001 | | | <0.001 | <0.001 | |
| 7/1/2014 | | <0.001 | | | <0.001 | | | | |
| 7/8/2014 | | | | | | 0.0013 (J) | | | |
| 1/13/2015 | | | | | | | <0.001 | | |
| 1/14/2015 | <0.001 | | | <0.001 | | | | | |
| 1/20/2015 | | | | | | | | <0.001 | <0.001 |
| 1/21/2015 | | | | | <0.001 | 0.00071 (J) | | | |
| 1/22/2015 | | <0.001 | | | | | | | |
| 7/21/2015 | <0.001 | | <0.001 | <0.001 | <0.001 | | | | |
| 7/22/2015 | | <0.001 | | | | 0.00059 (J) | | | |
| 7/24/2015 | | | | | | | <0.001 | <0.001 | |
| 7/27/2015 | | | | | | | | | <0.001 |
| 1/19/2016 | | | | | | 0.0011 (J) | | | |
| 1/20/2016 | | <0.001 | | <0.001 | | | <0.001 | 0.00051 (J) | |
| 1/21/2016 | <0.001 | | | | | | | | |
| 1/22/2016 | | | | | <0.001 | | | | |
| 1/26/2016 | | | | | | | | | <0.001 |
| 7/21/2016 | <0.001 | | | <0.001 | | 0.0019 | <0.001 | <0.001 | |

ND substitution: RL or RL/2 if <15% NDs.

# Time Series

Constituent: Silver (mg/L) Analysis Run 3/31/2026 4:41 AM

Plant Wansley Client: Southern Company Data: Wansley Landfill

| | GWA-1 (bg) | GWA-2 (bg) | GWA-3 (bg) | GWA-4 (bg) | GWA-28 (bg) | GWA-29 (bg) | GWC-5 | GWC-6 | GWC-7 |
|---|---|---|---|---|---|---|---|---|---|
| 7/22/2016 | | | | | | | | | <0.001 |
| 7/25/2016 | | | | | <0.001 | | | | |
| 7/26/2016 | | <0.001 | | | | | | | |
| 7/27/2016 | | | <0.001 | | | | | | |
| 1/17/2017 | | | | <0.001 | <0.001 | 0.0015 | | | |
| 1/19/2017 | <0.001 | <0.001 | | | | | | | |
| 1/26/2017 | | | | | | | <0.001 | <0.001 | <0.001 |
| 8/1/2017 | | | <0.001 | | <0.001 | 0.00098 (J) | | | |
| 8/2/2017 | | <0.001 | | <0.001 | | | | | |
| 8/3/2017 | <0.001 | | | | | | <0.001 | <0.001 | |
| 8/4/2017 | | | | | | | | | <0.001 |
| 1/19/2018 | <0.001 | <0.001 | | | <0.001 | 0.00081 (J) | | | |
| 1/22/2018 | | | | <0.001 | | | | | |
| 1/23/2018 | | | | | | | <0.001 | <0.001 | <0.001 |
| 6/19/2018 | <0.001 | <0.001 | | <0.001 | <0.001 | 0.0009 (J) | | | |
| 6/20/2018 | | | <0.001 | | | | | | |
| 6/25/2018 | | | | | | | <0.001 | <0.001 | <0.001 |
| 1/17/2019 | <0.001 | <0.001 | | <0.001 | | | | | |
| 1/18/2019 | | | <0.001 | | | 0.00061 (J) | | | |
| 1/21/2019 | | | | | <0.001 | | | | <0.001 |
| 1/30/2019 | | | | | | | 0.00016 (J) | 0.0032 (O) | |
| 6/24/2019 | <0.001 | <0.001 | | <0.001 | | | | | |
| 6/25/2019 | | | <0.001 | | <0.001 | 0.0017 | | | <0.001 |
| 6/26/2019 | | | | | | | <0.001 | <0.001 | |
| 9/9/2019 | <0.001 | | | | | | | | |
| 9/10/2019 | | <0.001 | | <0.001 | <0.001 | 0.0015 | | | <0.001 |
| 9/11/2019 | | | <0.001 | | | | | | |
| 9/12/2019 | | | | | | | <0.001 | <0.001 | |
| 3/10/2020 | <0.001 | <0.001 | <0.001 | <0.001 | <0.001 | 0.00099 (J) | | | |
| 3/12/2020 | | | | | | | | | <0.001 |
| 3/16/2020 | | | | | | | <0.001 | <0.001 | |
| 9/9/2020 | <0.001 | | <0.001 | <0.001 | <0.001 | 0.00094 (J) | <0.001 | | |
| 9/10/2020 | | <0.001 | | | | | | | |
| 9/11/2020 | | | | | | | | <0.001 | |
| 9/14/2020 | | | | | | | | | <0.001 |
| 3/15/2021 | <0.001 | <0.001 | <0.001 | <0.001 | <0.001 | 0.00085 (J) | | | |
| 3/16/2021 | | | | | | | | | <0.001 |
| 3/17/2021 | | | | | | | <0.001 | <0.001 | |
| 8/16/2021 | <0.001 | | | | <0.001 | | | | |
| 8/18/2021 | | <0.001 | <0.001 | <0.001 | | 0.0013 | | <0.001 | |
| 8/19/2021 | | | | | | | <0.001 | | <0.001 |
| 2/28/2022 | <0.001 | | | | | | | | |
| 3/1/2022 | | <0.001 | <0.001 | <0.001 | <0.001 | | | | |
| 3/2/2022 | | | | | | 0.0013 | <0.001 | <0.001 | <0.001 |
| 8/9/2022 | <0.001 | <0.001 | <0.001 | <0.001 | <0.001 | 0.001 | | | |
| 8/11/2022 | | | | | | | <0.001 | <0.001 | <0.001 |
| 2/13/2023 | | | | | | 0.0011 | | | |
| 2/14/2023 | <0.001 | <0.001 | <0.001 | <0.001 | <0.001 | | | | |
| 2/20/2023 | | | | | | | <0.001 | <0.001 | |
| 2/21/2023 | | | | | | | | | <0.001 |
| 8/8/2023 | | | <0.001 | | | 0.00097 (J) | | | |
| 8/9/2023 | <0.001 | <0.001 | | <0.001 | <0.001 | | | | <0.001 |

ND substitution: RL or RL/2 if <15% NDs.

# Time Series

Constituent: Silver (mg/L) Analysis Run 3/31/2026 4:41 AM

Plant Wansley Client: Southern Company Data: Wansley Landfill

| | GWA-1 (bg) | GWA-2 (bg) | GWA-3 (bg) | GWA-4 (bg) | GWA-28 (bg) | GWA-29 (bg) | GWC-5 | GWC-6 | GWC-7 |
|---|---|---|---|---|---|---|---|---|---|
| 8/14/2023 | | | | | | | <0.001 | <0.001 | |
| 2/13/2024 | <0.001 | | | | | | | | |
| 2/14/2024 | | <0.001 | | <0.001 | <0.001 | 0.0011 | <0.001 | <0.001 | |
| 2/21/2024 | | | | | | | | | <0.001 |
| 7/29/2024 | | | | <0.001 | <0.001 | | | | |
| 7/30/2024 | <0.001 | <0.001 | | | | 0.0009 (J) | | | |
| 7/31/2024 | | | <0.001 | | | | <0.001 | | |
| 8/1/2024 | | | | | | | | <0.001 | <0.001 |
| 2/10/2025 | | | | <0.001 | <0.001 | | | | |
| 2/11/2025 | <0.001 | <0.001 | | | | 0.0012 | | | |
| 2/13/2025 | | | | | | | | | <0.001 |
| 2/14/2025 | | | | | | | <0.001 | | |
| 2/18/2025 | | | | | | | | <0.001 | |
| 8/12/2025 | <0.001 | <0.001 | | <0.001 | <0.001 | 0.001 | | | |
| 8/13/2025 | | | <0.001 | | | | | | |
| 8/15/2025 | | | | | | | | <0.001 | |
| 8/18/2025 | | | | | | | <0.001 | | <0.001 |
| 1/20/2026 | <0.001 | <0.001 | | <0.001 | <0.001 | 0.0011 | | <0.001 | |
| 1/21/2026 | | | <0.001 | | | | <0.001 | | |
| 1/22/2026 | | | | | | | | | <0.001 |

ND substitution: RL or RL/2 if <15% NDs.

# Time Series

Constituent: Silver (mg/L) Analysis Run 3/31/2026 4:41 AM

Plant Wansley Client: Southern Company Data: Wansley Landfill

| | GWC-8 | GWC-9 | GWC-10 | GWC-11 | GWC-12 | GWC-13 | GWC-14 | GWC-15 | GWC-16 |
|---|---|---|---|---|---|---|---|---|---|
| 8/30/2011 | | | | | | | | | <0.001 |
| 9/7/2011 | <0.001 | <0.001 | | | | | | | |
| 9/13/2011 | | | | <0.001 | <0.001 | <0.001 | <0.001 | | |
| 9/16/2011 | | | | | | | | <0.001 | |
| 10/26/2011 | | | | | | | | | <0.001 |
| 10/27/2011 | | | | | | | <0.001 | <0.001 | |
| 10/28/2011 | | | | <0.001 | <0.001 | <0.001 | | | |
| 10/30/2011 | <0.001 | <0.001 | | | | | | | |
| 12/3/2011 | | | | | | | <0.001 | <0.001 | <0.001 |
| 12/4/2011 | | <0.001 | | <0.001 | <0.001 | <0.001 | | | |
| 12/5/2011 | <0.001 | | | | | | | | |
| 1/19/2012 | <0.001 | <0.001 | | | | | | | |
| 1/24/2012 | | | | | <0.001 | <0.001 | <0.001 | | |
| 1/25/2012 | | | | | | | | | <0.001 |
| 2/9/2012 | | | | <0.001 | | | | <0.001 | |
| 7/11/2012 | | | | | <0.001 | <0.001 | <0.001 | <0.001 | <0.001 |
| 7/18/2012 | <0.001 | <0.001 | | <0.001 | | | | | |
| 1/7/2013 | <0.001 | | | | | | | | |
| 1/8/2013 | | <0.001 | | <0.001 | <0.001 | <0.001 | <0.001 | <0.001 | <0.001 |
| 7/2/2013 | | | | | | | | <0.001 | <0.001 |
| 7/9/2013 | <0.001 | <0.001 | | <0.001 | | | | | |
| 7/10/2013 | | | | | <0.001 | <0.001 | <0.001 | | |
| 1/14/2014 | <0.001 | <0.001 | | | | | | | <0.001 |
| 1/15/2014 | | | | <0.001 | | | | | |
| 1/21/2014 | | | | | <0.001 | <0.001 | <0.001 | <0.001 | |
| 6/24/2014 | <0.001 | <0.001 | | | | | | <0.001 | |
| 6/25/2014 | | | | <0.001 | | | | | <0.001 |
| 7/1/2014 | | | | | <0.001 | <0.001 | <0.001 | | |
| 1/13/2015 | | | | | | | | | <0.001 |
| 1/14/2015 | | | | | | | <0.001 | <0.001 | |
| 1/20/2015 | <0.001 | <0.001 | | | | | | | |
| 1/21/2015 | | | | <0.001 | <0.001 | <0.001 | | | |
| 7/22/2015 | | | | | | | <0.001 | <0.001 | <0.001 |
| 7/27/2015 | <0.001 | <0.001 | | | | | | | |
| 7/28/2015 | | | | <0.001 | <0.001 | <0.001 | | | |
| 1/25/2016 | | | <0.001 | | | | | | |
| 1/26/2016 | <0.001 | <0.001 | | <0.001 | <0.001 | | | | |
| 1/27/2016 | | | | | | <0.001 | 0.00078 (J) | <0.001 | <0.001 |
| 7/22/2016 | | | | | <0.001 | | | | |
| 7/25/2016 | | <0.001 | | <0.001 | | | | | |
| 7/26/2016 | <0.001 | | | | | <0.001 | <0.001 | <0.001 | |
| 7/27/2016 | | | 0.00017 (J) | | | | | | <0.001 |
| 1/26/2017 | <0.001 | | | | | | | | |
| 1/31/2017 | | <0.001 | | <0.001 | <0.001 | <0.001 | | | |
| 2/1/2017 | | | <0.001 | | | | <0.001 | <0.001 | <0.001 |
| 8/4/2017 | | | | | | <0.001 | | <0.001 | |
| 8/7/2017 | <0.001 | <0.001 | | <0.001 | <0.001 | | <0.001 | | <0.001 |
| 8/8/2017 | | | <0.001 | | | | | | |
| 1/24/2018 | <0.001 | <0.001 | | <0.001 | <0.001 | | | | |
| 1/25/2018 | | | <0.001 | | | <0.001 | <0.001 | <0.001 | <0.001 |
| 6/20/2018 | | | | <0.001 | | <0.001 | <0.001 | <0.001 | <0.001 |
| 6/21/2018 | <0.001 | <0.001 | <0.001 | | | | | | |

ND substitution: RL or RL/2 if <15% NDs.

# Time Series

Constituent: Silver (mg/L) Analysis Run 3/31/2026 4:41 AM

Plant Wansley Client: Southern Company Data: Wansley Landfill

| | GWC-8 | GWC-9 | GWC-10 | GWC-11 | GWC-12 | GWC-13 | GWC-14 | GWC-15 | GWC-16 |
|---|---|---|---|---|---|---|---|---|---|
| 6/26/2018 | | | | | <0.001 | | | | |
| 1/22/2019 | <0.001 | <0.001 | | | | <0.001 | <0.001 | <0.001 | |
| 1/24/2019 | | | | 0.00033 (J) | | | | | |
| 1/25/2019 | | | | | 0.00017 (J) | | | | 0.00035 (J) |
| 1/31/2019 | | | 0.0055 (O) | | | | | | |
| 6/25/2019 | <0.001 | <0.001 | | | | <0.001 | <0.001 | <0.001 | <0.001 |
| 6/26/2019 | | | <0.001 | <0.001 | <0.001 | | | | |
| 9/10/2019 | <0.001 | | | | | | | | |
| 9/11/2019 | | | | | <0.001 | | | | <0.001 |
| 9/12/2019 | | | | | | <0.001 | <0.001 | | |
| 9/16/2019 | | <0.001 | | <0.001 | | | | | |
| 9/17/2019 | | | <0.001 | | | | | <0.001 | |
| 3/12/2020 | <0.001 | | | | | <0.001 | | | |
| 3/16/2020 | | <0.001 | | <0.001 | | | | <0.001 | |
| 3/17/2020 | | | <0.001 | | | | <0.001 | | <0.001 |
| 3/18/2020 | | | | | <0.001 | | | | |
| 9/10/2020 | | | <0.001 | <0.001 | <0.001 | <0.001 | <0.001 | <0.001 | |
| 9/11/2020 | | <0.001 | | | | | | | <0.001 |
| 9/14/2020 | <0.001 | | | | | | | | |
| 3/16/2021 | <0.001 | <0.001 | | | <0.001 | | | | |
| 3/17/2021 | | | | <0.001 | | <0.001 | <0.001 | | <0.001 |
| 3/18/2021 | | | <0.001 | | | | | <0.001 | |
| 8/19/2021 | | | | | <0.001 | | | | |
| 8/20/2021 | <0.001 | | <0.001 | | | | | | <0.001 |
| 8/23/2021 | | | | <0.001 | | <0.001 | <0.001 | | |
| 8/24/2021 | | | | | | | | <0.001 | |
| 8/25/2021 | | <0.001 | | | | | | | |
| 3/2/2022 | <0.001 | | | | | | | | |
| 3/7/2022 | | | | <0.001 | <0.001 | | <0.001 | <0.001 | |
| 3/8/2022 | | | <0.001 | | | <0.001 | | | <0.001 |
| 3/9/2022 | | <0.001 | | | | | | | |
| 8/11/2022 | <0.001 | | | | | | | | |
| 8/15/2022 | | | | <0.001 | | <0.001 | | | |
| 8/16/2022 | | <0.001 | <0.001 | | <0.001 | | <0.001 | <0.001 | <0.001 |
| 2/15/2023 | <0.001 | <0.001 | <0.001 | | <0.001 | | | | |
| 2/17/2023 | | | | | | | <0.001 | | |
| 2/20/2023 | | | | | | | | | <0.001 |
| 2/21/2023 | | | | <0.001 | | <0.001 | | <0.001 | |
| 8/9/2023 | <0.001 | <0.001 | | | | | | | |
| 8/10/2023 | | | <0.001 | | | | | | |
| 8/14/2023 | | | | <0.001 | <0.001 | | <0.001 | <0.001 | <0.001 |
| 8/16/2023 | | | | | | <0.001 | | | |
| 2/14/2024 | | | | <0.001 | | | | | |
| 2/19/2024 | | <0.001 | | | | <0.001 | <0.001 | | |
| 2/20/2024 | | | <0.001 | | <0.001 | | | | |
| 2/21/2024 | <0.001 | | | | | | | <0.001 | <0.001 |
| 7/30/2024 | <0.001 | | | | | | | | |
| 7/31/2024 | | <0.001 | <0.001 | | | | | | |
| 8/5/2024 | | | | | | <0.001 | | | <0.001 |
| 8/6/2024 | | | | <0.001 | <0.001 | | <0.001 | <0.001 | |
| 2/11/2025 | | | | | | | | | <0.001 |
| 2/13/2025 | <0.001 | | | | | | | | |

ND substitution: RL or RL/2 if <15% NDs.

# Time Series

Constituent: Silver (mg/L) Analysis Run 3/31/2026 4:41 AM

Plant Wansley Client: Southern Company Data: Wansley Landfill

| | GWC-8 | GWC-9 | GWC-10 | GWC-11 | GWC-12 | GWC-13 | GWC-14 | GWC-15 | GWC-16 |
|---|---|---|---|---|---|---|---|---|---|
| 2/17/2025 | | | | | <0.001 | | <0.001 | | |
| 2/18/2025 | | <0.001 | | <0.001 | | <0.001 | | <0.001 | |
| 2/19/2025 | | | <0.001 | | | | | | |
| 8/13/2025 | <0.001 | <0.001 | | | | | | | |
| 8/15/2025 | | | | | | | | | <0.001 |
| 8/18/2025 | | | | <0.001 | <0.001 | | | <0.001 | |
| 8/19/2025 | | | <0.001 | | | <0.001 | <0.001 | | |
| 1/20/2026 | | | | | | | <0.001 | | |
| 1/21/2026 | | | <0.001 | <0.001 | <0.001 | <0.001 | | <0.001 | <0.001 |
| 1/22/2026 | <0.001 | <0.001 | | | | | | | |

ND substitution: RL or RL/2 if <15% NDs.

# Time Series

Constituent: Silver (mg/L) Analysis Run 3/31/2026 4:41 AM

Plant Wansley Client: Southern Company Data: Wansley Landfill

| | GWC-17 | GWC-18 | GWC-19 | GWC-20 | GWC-21 | GWC-22 | GWC-23 | GWC-24 | GWC-25 |
|---|---|---|---|---|---|---|---|---|---|
| 8/30/2011 | <0.001 | <0.001 | <0.001 | | | | | | |
| 8/31/2011 | | | | <0.001 | <0.001 | | | | |
| 9/15/2011 | | | | | | <0.001 | | | |
| 9/16/2011 | | | | | | | <0.001 | | |
| 9/17/2011 | | | | | | | | | <0.001 |
| 10/26/2011 | <0.001 | <0.001 | <0.001 | | | | | | |
| 10/27/2011 | <0.001 | | | <0.001 | <0.001 | | | | |
| 10/29/2011 | | | | | | <0.001 | <0.001 | | |
| 10/31/2011 | | | | | | | | | <0.001 |
| 12/3/2011 | <0.001 | <0.001 | <0.001 | | | | | | |
| 12/4/2011 | | | | <0.001 | <0.001 | | | | |
| 12/13/2011 | | | | | | <0.001 | <0.001 | | |
| 12/14/2011 | | | | | | | | | <0.001 |
| 1/25/2012 | <0.001 | | | | | <0.001 | | | |
| 1/31/2012 | | | | | | | <0.001 | | |
| 2/7/2012 | | | | | | | | | <0.001 |
| 2/8/2012 | | | <0.001 | <0.001 | <0.001 | | | | |
| 2/9/2012 | | <0.001 | | | | | | | |
| 7/11/2012 | <0.001 | <0.001 | <0.001 | <0.001 | | | | | |
| 7/17/2012 | | | | | <0.001 | | | | <0.001 |
| 7/18/2012 | | | | | | <0.001 | <0.001 | | |
| 1/8/2013 | <0.001 | <0.001 | <0.001 | <0.001 | | | | | |
| 1/9/2013 | | | | | <0.001 | | | | |
| 1/22/2013 | | | | | | <0.001 | <0.001 | | |
| 7/16/2013 | <0.001 | <0.001 | <0.001 | <0.001 | <0.001 | <0.001 | | | |
| 7/23/2013 | | | | | | | <0.001 | | |
| 7/24/2013 | | | | | | | | | <0.001 |
| 1/14/2014 | <0.001 | <0.001 | | | | | | | |
| 1/21/2014 | | | <0.001 | <0.001 | <0.001 | <0.001 | | | |
| 1/22/2014 | | | | | | | <0.001 | | |
| 1/23/2014 | | | | | | | | | <0.001 |
| 6/24/2014 | | <0.001 | <0.001 | <0.001 | <0.001 | | | | |
| 6/25/2014 | <0.001 | | | | | <0.001 | | | |
| 7/1/2014 | | | | | | | <0.001 | | |
| 7/8/2014 | | | | | | | | <0.001 | <0.001 |
| 1/13/2015 | | <0.001 | <0.001 | <0.001 | <0.001 | | | | |
| 1/14/2015 | <0.001 | | | | | <0.001 | | | |
| 1/21/2015 | | | | | | | | | <0.001 |
| 1/22/2015 | | | | | | | <0.001 | | |
| 7/23/2015 | | <0.001 | <0.001 | <0.001 | <0.001 | <0.001 | | | |
| 7/28/2015 | <0.001 | | | | | | | | |
| 7/29/2015 | | | | | | | <0.001 | | |
| 7/30/2015 | | | | | | | | | <0.001 |
| 7/31/2015 | | | | | | | | <0.001 | |
| 1/20/2016 | | | | | | | | <0.001 | |
| 1/21/2016 | | | | | | | <0.001 | | <0.001 |
| 1/26/2016 | | | | | <0.001 | <0.001 | | | |
| 1/27/2016 | <0.001 | <0.001 | <0.001 | <0.001 | | | | | |
| 7/25/2016 | | <0.001 | <0.001 | <0.001 | | | | | |
| 7/26/2016 | | | | | <0.001 | <0.001 | | | |
| 7/27/2016 | <0.001 | | | | | | <0.001 | <0.001 | <0.001 |
| 1/24/2017 | | | | | | | | | <0.001 |

ND substitution: RL or RL/2 if <15% NDs.

# Time Series

Constituent: Silver (mg/L) Analysis Run 3/31/2026 4:41 AM

Plant Wansley Client: Southern Company Data: Wansley Landfill

| | GWC-17 | GWC-18 | GWC-19 | GWC-20 | GWC-21 | GWC-22 | GWC-23 | GWC-24 | GWC-25 |
|---|---|---|---|---|---|---|---|---|---|
| 2/1/2017 | <0.001 | <0.001 | | | | | | | |
| 2/2/2017 | | | <0.001 | <0.001 | <0.001 | | | | |
| 2/3/2017 | | | | | | <0.001 | <0.001 | <0.001 | |
| 8/3/2017 | | | | | | | | | <0.001 |
| 8/7/2017 | <0.001 | <0.001 | <0.001 | <0.001 | <0.001 | | | | |
| 8/8/2017 | | | | | | <0.001 | <0.001 | <0.001 | |
| 1/25/2018 | <0.001 | <0.001 | <0.001 | | | <0.001 | <0.001 | <0.001 | <0.001 |
| 1/26/2018 | | | | <0.001 | <0.001 | | | | |
| 6/20/2018 | | | | | <0.001 | <0.001 | <0.001 | | |
| 6/21/2018 | | <0.001 | <0.001 | <0.001 | | | | | |
| 6/26/2018 | <0.001 | | | | | | | | |
| 6/27/2018 | | | | | | | | <0.001 | <0.001 |
| 1/24/2019 | 0.00047 (J) | | | | 0.00063 (J) | 0.00038 (J) | | | 0.00034 (J) |
| 1/25/2019 | | | | | | | 0.00039 (J) | | |
| 1/28/2019 | | <0.001 | <0.001 | <0.001 | | | | | |
| 1/31/2019 | | | | | | | | 0.00069 (J) | |
| 6/25/2019 | <0.001 | | | <0.001 | <0.001 | <0.001 | | | <0.001 |
| 6/26/2019 | | | <0.001 | | | | <0.001 | <0.001 | |
| 6/27/2019 | | <0.001 | | | | | | | |
| 9/10/2019 | | | | | | <0.001 | | | |
| 9/11/2019 | <0.001 | <0.001 | | <0.001 | <0.001 | | | <0.001 | <0.001 |
| 9/12/2019 | | | <0.001 | | | | <0.001 | | |
| 3/12/2020 | | | | | | | | <0.001 | <0.001 |
| 3/17/2020 | <0.001 | <0.001 | | | | | | | |
| 3/18/2020 | | | <0.001 | <0.001 | <0.001 | <0.001 | <0.001 | | |
| 9/10/2020 | | | | | | <0.001 | <0.001 | | |
| 9/14/2020 | <0.001 | <0.001 | | | | | | | <0.001 |
| 9/15/2020 | | | <0.001 | <0.001 | <0.001 | | | <0.001 | |
| 3/15/2021 | | | | | | <0.001 | | | |
| 3/16/2021 | <0.001 | <0.001 | | <0.001 | <0.001 | | | | |
| 3/17/2021 | | | <0.001 | | | | | | <0.001 |
| 3/18/2021 | | | | | | | <0.001 | <0.001 | |
| 8/19/2021 | | | | | <0.001 | <0.001 | | <0.001 | <0.001 |
| 8/20/2021 | <0.001 | | | | | | | | |
| 8/23/2021 | | | | | | | <0.001 | | |
| 8/24/2021 | | <0.001 | <0.001 | <0.001 | | | | | |
| 3/7/2022 | | | | <0.001 | <0.001 | | | | |
| 3/8/2022 | <0.001 | <0.001 | <0.001 | | | <0.001 | | | <0.001 |
| 3/9/2022 | | | | | | | <0.001 | | |
| 3/10/2022 | | | | | | | | <0.001 | |
| 8/10/2022 | | | | | | | | | <0.001 |
| 8/11/2022 | <0.001 | <0.001 | <0.001 | | | | | | |
| 8/16/2022 | | | | <0.001 | <0.001 | | <0.001 | | |
| 8/17/2022 | | | | | | <0.001 | | | |
| 8/18/2022 | | | | | | | | <0.001 | |
| 2/14/2023 | | | | | | <0.001 | | | |
| 2/16/2023 | | | | | | | | <0.001 | |
| 2/20/2023 | <0.001 | <0.001 | | | | | | | |
| 2/21/2023 | | | <0.001 | | <0.001 | | <0.001 | | <0.001 |
| 2/22/2023 | | | | <0.001 | | | | | |
| 8/9/2023 | | <0.001 | <0.001 | <0.001 | <0.001 | | | | |
| 8/10/2023 | <0.001 | | | | | | | | |

ND substitution: RL or RL/2 if <15% NDs.

# Time Series

Constituent: Silver (mg/L) Analysis Run 3/31/2026 4:41 AM

Plant Wansley Client: Southern Company Data: Wansley Landfill

| | GWC-17 | GWC-18 | GWC-19 | GWC-20 | GWC-21 | GWC-22 | GWC-23 | GWC-24 | GWC-25 |
|---|---|---|---|---|---|---|---|---|---|
| 8/14/2023 | | | | | | <0.001 | | | |
| 8/15/2023 | | | | | | | <0.001 | | <0.001 |
| 8/16/2023 | | | | | | | | <0.001 | |
| 2/14/2024 | | | | | | <0.001 | | | |
| 2/19/2024 | | | | | <0.001 | | <0.001 | | |
| 2/20/2024 | <0.001 | | | <0.001 | | | | | |
| 2/21/2024 | | <0.001 | <0.001 | | | | | | <0.001 |
| 2/22/2024 | | | | | | | | <0.001 | |
| 7/30/2024 | | | | | <0.001 | | <0.001 | | |
| 8/1/2024 | | | | | | | | | <0.001 |
| 8/2/2024 | | | | <0.001 | | | | | |
| 8/6/2024 | | | <0.001 | | | <0.001 | | <0.001 | |
| 8/7/2024 | <0.001 | <0.001 | | | | | | | |
| 2/11/2025 | | | | | <0.001 | <0.001 | <0.001 | | |
| 2/13/2025 | <0.001 | <0.001 | | | | | | | |
| 2/14/2025 | | | <0.001 | <0.001 | | | | <0.001 | <0.001 |
| 8/12/2025 | | | | <0.001 | <0.001 | <0.001 | <0.001 | | |
| 8/13/2025 | <0.001 | <0.001 | <0.001 | | | | | | <0.001 |
| 8/14/2025 | | | | | | | | <0.001 | |
| 1/20/2026 | | | | | <0.001 | <0.001 | | | |
| 1/21/2026 | <0.001 | <0.001 | <0.001 | <0.001 | | | | <0.001 | <0.001 |
| 1/22/2026 | | | | | | | <0.001 | | |

ND substitution: RL or RL/2 if <15% NDs.

# Time Series

Constituent: Silver (mg/L) Analysis Run 3/31/2026 4:41 AM

Plant Wansley Client: Southern Company Data: Wansley Landfill

| | GWC-26 | GWC-27 | GWC-30 | GWC-31 | GWC-32 | GWC-33 | GWC-34 | GWC-35 |
|---|---|---|---|---|---|---|---|---|
| 9/15/2011 | | | <0.001 | | <0.001 | | | |
| 9/16/2011 | | | | | | <0.001 | <0.001 | <0.001 |
| 9/17/2011 | <0.001 | | | <0.001 | | | | |
| 10/28/2011 | | | <0.001 | | | | | |
| 10/29/2011 | <0.001 | <0.001 | | | | | | |
| 10/30/2011 | | | | | | <0.001 | | |
| 10/31/2011 | | | | <0.001 | <0.001 | | <0.001 | <0.001 |
| 12/12/2011 | | | | | | <0.001 | <0.001 | <0.001 |
| 12/13/2011 | | | <0.001 | | <0.001 | <0.001 | | |
| 12/14/2011 | <0.001 | <0.001 | | | | | | |
| 1/25/2012 | | <0.001 | | | | | | |
| 2/1/2012 | | | | | <0.001 | <0.001 | <0.001 | <0.001 |
| 2/7/2012 | <0.001 | | | <0.001 | | | | |
| 2/8/2012 | | | <0.001 | | | | | |
| 7/16/2012 | | | | | | | <0.001 | <0.001 |
| 7/17/2012 | <0.001 | <0.001 | | | <0.001 | <0.001 | | |
| 7/18/2012 | | | <0.001 | | | | | |
| 1/22/2013 | | | | | | | <0.001 | <0.001 |
| 1/23/2013 | | | | <0.001 | <0.001 | <0.001 | | |
| 1/24/2013 | <0.001 | <0.001 | <0.001 | | | | | |
| 7/2/2013 | | | | | | | | <0.001 |
| 7/17/2013 | | | | | | <0.001 | <0.001 | |
| 7/24/2013 | <0.001 | <0.001 | <0.001 | | <0.001 | | | |
| 1/21/2014 | | | | | | | | <0.001 |
| 1/23/2014 | <0.001 | <0.001 | <0.001 | 0.00034 (J) | <0.001 | <0.001 | <0.001 | |
| 6/25/2014 | | | | | | | <0.001 | <0.001 |
| 7/1/2014 | | | <0.001 | 0.0039 (O) | <0.001 | | | |
| 7/8/2014 | <0.001 | <0.001 | | | | | | |
| 1/14/2015 | | | | | | | <0.001 | <0.001 |
| 1/20/2015 | | | <0.001 | | <0.001 | <0.001 | | |
| 1/21/2015 | <0.001 | <0.001 | | <0.001 | | | | |
| 7/28/2015 | | | | | | | | <0.001 |
| 7/29/2015 | | | | | | <0.001 | <0.001 | |
| 7/30/2015 | | <0.001 | <0.001 | | <0.001 | | | |
| 7/31/2015 | <0.001 | | | | | | | |
| 1/19/2016 | | | <0.001 | | | | | |
| 1/21/2016 | | | | | | | <0.001 | <0.001 |
| 1/22/2016 | | <0.001 | | | | | | |
| 1/25/2016 | <0.001 | | | <0.001 | <0.001 | <0.001 | | |
| 7/21/2016 | | | <0.001 | | | | <0.001 | <0.001 |
| 7/22/2016 | | | | | <0.001 | <0.001 | | |
| 7/26/2016 | <0.001 | <0.001 | | | | | | |
| 7/27/2016 | | | | 0.0023 | | | | |
| 1/19/2017 | <0.001 | | | | | | | |
| 1/20/2017 | | <0.001 | | | | | | |
| 1/24/2017 | | | <0.001 | | | | | |
| 1/25/2017 | | | | 0.00087 | | <0.001 | <0.001 | |
| 1/26/2017 | | | | | <0.001 | | | <0.001 |
| 8/3/2017 | <0.001 | <0.001 | | | <0.001 | | <0.001 | <0.001 |
| 8/4/2017 | | | <0.001 | 0.0005 (J) | | <0.001 | | |
| 1/19/2018 | | <0.001 | | | | | | |
| 1/22/2018 | <0.001 | | | | | | | |

ND substitution: RL or RL/2 if <15% NDs.

# Time Series

Constituent: Silver (mg/L) Analysis Run 3/31/2026 4:41 AM

Plant Wansley Client: Southern Company Data: Wansley Landfill

| | GWC-26 | GWC-27 | GWC-30 | GWC-31 | GWC-32 | GWC-33 | GWC-34 | GWC-35 |
|---|---|---|---|---|---|---|---|---|
| 1/23/2018 | | | | 0.00023 (J) | <0.001 | <0.001 | <0.001 | <0.001 |
| 1/24/2018 | | | <0.001 | | | | | |
| 6/19/2018 | | | | | | | | <0.001 |
| 6/20/2018 | | | | | | | <0.001 | |
| 6/21/2018 | | | <0.001 | | | | | |
| 6/26/2018 | | | | | <0.001 | <0.001 | | |
| 6/27/2018 | <0.001 | <0.001 | | 0.00016 (J) | | | | |
| 1/21/2019 | | | | | | | | <0.001 |
| 1/24/2019 | 0.00019 (J) | 0.00061 (J) | | | | | | |
| 1/28/2019 | | | | | | | <0.001 | |
| 1/30/2019 | | | <0.001 | | 0.00019 (J) | 0.00035 (J) | | |
| 1/31/2019 | | | | 0.00036 (J) | | | | |
| 6/25/2019 | <0.001 | | | | | | | |
| 6/26/2019 | | <0.001 | | <0.001 | | <0.001 | <0.001 | <0.001 |
| 6/27/2019 | | | <0.001 | | <0.001 | | | |
| 9/10/2019 | | | <0.001 | | | | | |
| 9/11/2019 | | | | 0.0078 (O) | | | <0.001 | |
| 9/12/2019 | <0.001 | <0.001 | | | <0.001 | <0.001 | | <0.001 |
| 1/14/2020 | | | | 0.00081 (J) | | | | |
| 3/11/2020 | | | <0.001 | | | | <0.001 | <0.001 |
| 3/12/2020 | | <0.001 | | | | <0.001 | | |
| 3/13/2020 | <0.001 | | | | | | | |
| 3/17/2020 | | | | 0.00018 (J) | | | | |
| 3/18/2020 | | | | | <0.001 | | | |
| 9/9/2020 | | <0.001 | | | | | | |
| 9/10/2020 | | | <0.001 | | | | | |
| 9/11/2020 | | | | <0.001 | | | <0.001 | <0.001 |
| 9/15/2020 | <0.001 | | | | <0.001 | | | |
| 9/16/2020 | | | | | | <0.001 | | |
| 3/16/2021 | | | | 0.00024 (J) | | | <0.001 | <0.001 |
| 3/17/2021 | <0.001 | | | | <0.001 | | | |
| 3/18/2021 | | <0.001 | <0.001 | | | <0.001 | | |
| 8/18/2021 | | | | | | | | <0.001 |
| 8/19/2021 | <0.001 | | | | | | | |
| 8/23/2021 | | <0.001 | <0.001 | | | | | |
| 8/24/2021 | | | | | <0.001 | <0.001 | <0.001 | |
| 8/25/2021 | | | | <0.001 | | | | |
| 3/2/2022 | | | <0.001 | | | | <0.001 | <0.001 |
| 3/8/2022 | | <0.001 | | | | | | |
| 3/9/2022 | <0.001 | | | | <0.001 | <0.001 | | |
| 3/10/2022 | | | | <0.001 | | | | |
| 8/10/2022 | <0.001 | <0.001 | <0.001 | | <0.001 | | <0.001 | |
| 8/15/2022 | | | | | | <0.001 | | <0.001 |
| 8/16/2022 | | | | <0.001 | | | | |
| 2/14/2023 | | | <0.001 | | | | | |
| 2/15/2023 | | | | | <0.001 | | | |
| 2/20/2023 | | <0.001 | | | | <0.001 | <0.001 | <0.001 |
| 2/21/2023 | <0.001 | | | | | | | |
| 2/22/2023 | | | | <0.001 | | | | |
| 8/15/2023 | | <0.001 | | | <0.001 | <0.001 | | |
| 8/16/2023 | <0.001 | | <0.001 | 0.00072 (J) | | | <0.001 | <0.001 |
| 2/20/2024 | <0.001 | <0.001 | | | <0.001 | <0.001 | | |

ND substitution: RL or RL/2 if <15% NDs.

# Time Series

Constituent: Silver (mg/L) Analysis Run 3/31/2026 4:41 AM

Plant Wansley Client: Southern Company Data: Wansley Landfill

| | GWC-26 | GWC-27 | GWC-30 | GWC-31 | GWC-32 | GWC-33 | GWC-34 | GWC-35 |
|---|---|---|---|---|---|---|---|---|
| 2/21/2024 | | | <0.001 | <0.001 | | | | |
| 2/22/2024 | | | | | | | <0.001 | <0.001 |
| 7/30/2024 | | <0.001 | | | | | | |
| 7/31/2024 | | | | | | <0.001 | | |
| 8/2/2024 | <0.001 | | | <0.001 | | | | |
| 8/5/2024 | | | <0.001 | | | | <0.001 | <0.001 |
| 8/6/2024 | | | | | <0.001 | | | |
| 2/11/2025 | | <0.001 | | | | | | |
| 2/13/2025 | <0.001 | | <0.001 | | | | <0.001 | |
| 2/18/2025 | | | | <0.001 | | | | <0.001 |
| 2/19/2025 | | | | | <0.001 | <0.001 | | |
| 8/13/2025 | <0.001 | <0.001 | | | | | | |
| 8/14/2025 | | | <0.001 | | <0.001 | | <0.001 | <0.001 |
| 8/15/2025 | | | | <0.001 | | | | |
| 8/19/2025 | | | | | | <0.001 | | |
| 1/21/2026 | | <0.001 | <0.001 | | <0.001 | | | |
| 1/22/2026 | <0.001 | | | | | <0.001 | <0.001 | <0.001 |
| 2/11/2026 | | | | <0.001 | | | | |

ND substitution: RL or RL/2 if <15% NDs.

# Time Series

Constituent: Sulfate (mg/L) Analysis Run 3/31/2026 4:41 AM

Plant Wansley Client: Southern Company Data: Wansley Landfill

| | GWA-1 (bg) | GWA-2 (bg) | GWA-3 (bg) | GWA-4 (bg) | GWA-28 (bg) | GWA-29 (bg) | GWC-5 | GWC-6 | GWC-7 |
|---|---|---|---|---|---|---|---|---|---|
| 3/22/2016 | | | | | 1.1423 | 8.4662 | | | |
| 3/23/2016 | <1 | 1.001 | | 9.0208 | | | | | |
| 3/28/2016 | | | | | | | 19.9405 | 11.0351 | |
| 3/29/2016 | | | | | | | | | 22.385 (JO) |
| 3/31/2016 | | | 202.982 (O) | | | | | | |
| 5/19/2016 | | | | 10 | | 10 | | | |
| 5/20/2016 | <1 | | | | | | | | |
| 5/23/2016 | | | | | 1.44 | | 21 | | |
| 5/24/2016 | | 0.576 (J) | | | | | | 12.8 | 85.8 |
| 5/25/2016 | | | 95.7 | | | | | | |
| 7/21/2016 | <1 | | | 10 | | 13 | 17 | 16 | |
| 7/22/2016 | | | | | | | | | 86 |
| 7/25/2016 | | | | | 1.1 | | | | |
| 7/26/2016 | | 0.91 (J) | | | | | | | |
| 7/27/2016 | | | 110 | | | | | | |
| 9/14/2016 | | | | 9.7 | | | | | |
| 9/15/2016 | <1 | | | | 0.99 (J) | | 16 | 15 | 84 |
| 9/16/2016 | | 0.87 (J) | | | | | | | |
| 11/9/2016 | | | | | 1.1 | | | | |
| 11/10/2016 | | 0.79 (J) | | 8.1 | | | | | |
| 11/11/2016 | <1 | | | | | | | | |
| 11/15/2016 | | | | | | | 15 | | |
| 11/16/2016 | | | | | | | | 15 | 89 |
| 1/17/2017 | | | | 15 | 0.85 (J) | 7.6 | | | |
| 1/19/2017 | <1 | 0.87 (J) | | | | | | | |
| 1/26/2017 | | | | | | | 13 | 16 | 85 |
| 3/15/2017 | | | | | | 6.3 | | | |
| 3/16/2017 | <1 | | | 9.1 | 1.2 | | | | |
| 3/17/2017 | | 1.8 | | | | | | | |
| 3/22/2017 | | | | | | | 13 | 13 | 81 |
| 4/27/2017 | | | | 9.6 | <1 | 8 | | | |
| 4/28/2017 | <1 | 1.7 | | | | | | | |
| 5/2/2017 | | | | | | | 25 | 10 | 76 |
| 7/18/2017 | | | | | | 6 | | | |
| 8/1/2017 | | | | | | 7.7 | | | |
| 10/3/2017 | | 1.9 | 150 | 9.8 | 1.4 | 7 | 21 | 11 | 74 |
| 10/4/2017 | <1 | | | | | | | | |
| 1/19/2018 | <1 | 1.8 | | | 1.1 | 5.7 | | | |
| 1/22/2018 | | | | 10 | | | | | |
| 1/23/2018 | | | | | | | 26 | 10 | 57 |
| 3/15/2018 | | | | | 0.74 (J) | 5.6 | | | |
| 6/19/2018 | <1 | 1 | | 10 | 0.94 (J) | 7 | | | |
| 6/20/2018 | | | 100 | | | | | | |
| 6/25/2018 | | | | | | | 30 | 11 | 62 |
| 9/25/2018 | <1 | 0.78 (J) | | 9.7 | 1.3 | 9.1 | | 14 | |
| 10/2/2018 | | | | | | | | | 60 |
| 10/3/2018 | | | | | | | 29 | | |
| 1/17/2019 | 0.5 (J) | 2.5 | | 9.4 | | | | | |
| 1/18/2019 | | | 34 | | | 6.4 | | | |
| 1/21/2019 | | | | | 1.6 | | | | 64 |
| 1/30/2019 | | | | | | | 31 | 9.7 | |
| 6/24/2019 | <1 | 0.91 (J) | | 10 | | | | | |

ND substitution: RL or RL/2 if <15% NDs.

# Time Series

Constituent: Sulfate (mg/L) Analysis Run 3/31/2026 4:41 AM

Plant Wansley Client: Southern Company Data: Wansley Landfill

| | GWA-1 (bg) | GWA-2 (bg) | GWA-3 (bg) | GWA-4 (bg) | GWA-28 (bg) | GWA-29 (bg) | GWC-5 | GWC-6 | GWC-7 |
|---|---|---|---|---|---|---|---|---|---|
| 6/25/2019 | | | <1 | | 2.2 | 26 | | | 59 |
| 6/26/2019 | | | | | | | 31 | 9.3 | |
| 9/9/2019 | <1 | | | | | | | | |
| 9/10/2019 | | 0.9 (J) | | 11 | 1.3 | 9.2 | | | 52 |
| 9/11/2019 | | | 43 | | | | | | |
| 9/12/2019 | | | | | | | 34 | 14 | |
| 3/10/2020 | 1.7 | 2.5 | 16 | 12 | 3 | 6 | | | |
| 3/12/2020 | | | | | | | | | 52 |
| 3/16/2020 | | | | | | | 29 | 30 | |
| 9/9/2020 | <1 | | 29 | 9.4 | 1.4 | 6.5 | 27 | | |
| 9/10/2020 | | 1 | | | | | | | |
| 9/11/2020 | | | | | | | | 12 | |
| 9/14/2020 | | | | | | | | | 45 |
| 3/15/2021 | <1 | 1.5 | 36 | 7.7 | 0.95 (J) | 6.8 | | | |
| 3/16/2021 | | | | | | | | | 45 |
| 3/17/2021 | | | | | | | 26 | 12 | |
| 8/16/2021 | <1 | | | | 1.1 | | | | |
| 8/18/2021 | | 0.9 (J) | 51 | 9.7 | | 6.7 | | 13 | |
| 8/19/2021 | | | | | | | 29 | | 45 |
| 2/28/2022 | <1 | | | | | | | | |
| 3/1/2022 | | 2 | 64 | 9.6 | 1 | | | | |
| 3/2/2022 | | | | | | 6 | 28 | 13 | 41 |
| 8/9/2022 | <1 | 0.54 (J) | 48 | 10 | 0.7 (J) | 7.8 | | | |
| 8/11/2022 | | | | | | | 26 | 14 | 38 |
| 2/13/2023 | | | | | | 4.3 | | | |
| 2/14/2023 | <1 | 2.5 | 70 | 9.3 | 1.2 | | | | |
| 2/20/2023 | | | | | | | 25 | 9.8 | |
| 2/21/2023 | | | | | | | | | 40 |
| 8/8/2023 | | | 36 | | | 8.7 | | | |
| 8/9/2023 | <1 | 1.2 | | 10 | 1.2 | | | | 36 |
| 8/14/2023 | | | | | | | 25 | 11 | |
| 2/13/2024 | <1 | | | | | | | | |
| 2/14/2024 | | 6.7 | | 8.2 | 0.61 (J) | 3.3 | 25 | 8.9 | |
| 2/21/2024 | | | | | | | | | 45 |
| 7/29/2024 | | | | 8.6 | 0.95 (J) | | | | |
| 7/30/2024 | <1 | 2.5 | | | | 6.3 | | | |
| 7/31/2024 | | | 69 | | | | 31 | | |
| 8/1/2024 | | | | | | | | 14 | 31 |
| 2/10/2025 | | | | 11 | 1 | | | | |
| 2/11/2025 | 0.44 (J) | 15 | | | | 5.4 | | | |
| 2/13/2025 | | | | | | | | | 36 |
| 2/14/2025 | | | | | | | 35 | | |
| 2/18/2025 | | | | | | | | 12 | |
| 8/12/2025 | <1 | 3.5 | | 8.1 | 1.1 | 8 | | | |
| 8/13/2025 | | | <1 | | | | | | |
| 8/15/2025 | | | | | | | | 12 | |
| 8/18/2025 | | | | | | | 30 | | 35 |
| 1/20/2026 | <1 | 18 | | 11 | 1 | 4 | | 12 | |
| 1/21/2026 | | | | | | | 31 | | |
| 1/22/2026 | | | | | | | | | 36 |

ND substitution: RL or RL/2 if <15% NDs.

# Time Series

Constituent: Sulfate (mg/L) Analysis Run 3/31/2026 4:41 AM

Plant Wansley Client: Southern Company Data: Wansley Landfill

| | GWC-8 | GWC-9 | GWC-10 | GWC-11 | GWC-12 | GWC-13 | GWC-14 | GWC-15 | GWC-16 |
|---|---|---|---|---|---|---|---|---|---|
| 3/29/2016 | 15.2958 | 14.6203 | | <1 | 19.1889 | 2.8316 | | | |
| 3/30/2016 | | | 24.0688 | | | | 7.2023 | 1.7296 | 0.5433 (J) |
| 5/24/2016 | 18.5 | 14.7 | | | | | | | |
| 5/25/2016 | | | 20.7 | <1 | 19.8 | 2.62 | 10.5 | 1.52 | 0.4393 (J) |
| 7/22/2016 | | | | | 20 | | | | |
| 7/25/2016 | | 20 | | <1 | | | | | |
| 7/26/2016 | 19 | | | | | 2.7 | 38 | 1.2 | |
| 7/27/2016 | | | 28 | | | | | | <1 |
| 9/15/2016 | | | | | 20 | 2.6 | 13 | | |
| 9/16/2016 | | | 29 | | | | | | <1 |
| 9/19/2016 | 31 | 22 | | <1 | | | | | |
| 9/20/2016 | | | | | | | | 0.85 (J) | |
| 11/16/2016 | 36 | 22 | | <1 | 19 | | | | |
| 11/17/2016 | | | 40 | | | 2.2 | 18 | 0.83 (J) | <1 |
| 1/26/2017 | 49 (O) | | | | | | | | |
| 1/31/2017 | | 44 | | 3.7 (O) | 23 | 2.6 | | | |
| 2/1/2017 | | | 40 | | | | 8.2 | 1.9 | <1 |
| 3/23/2017 | 21 | 29 | | 1.5 | 23 | 2.6 | 10 | 1.6 | |
| 3/24/2017 | | | 28 | | | | | | <1 |
| 5/2/2017 | | 18 | | <1 | | | | | |
| 5/3/2017 | 17 | | 38 | | 22 | 2.6 | 10 | 1.3 | <1 |
| 10/3/2017 | | 17 | | | | | | | |
| 10/4/2017 | | | 45 | <1 | 22 | | 22 | 1.4 | |
| 10/5/2017 | 16 | | | | | 2.5 | | | <1 |
| 1/24/2018 | 10 | 14 | | <1 | 22 | | | | |
| 1/25/2018 | | | 33 | | | 2.5 | 9.9 | 1.4 | <1 |
| 6/20/2018 | | | | <1 | | 2.5 | 18 | 2.1 | <1 |
| 6/21/2018 | 11 | 13 | 21 | | | | | | |
| 6/26/2018 | | | | | 23 | | | | |
| 9/26/2018 | 20 | 17 | | | | | | | |
| 9/27/2018 | | | 28 | <1 | | | | | |
| 9/28/2018 | | | | | 24 | | | | |
| 10/1/2018 | | | | | | | 11 | 1.4 | <1 |
| 10/2/2018 | | | | | | 2.7 | | | |
| 1/22/2019 | 12 | 12 | | | | 2.8 | 13 | 2 | |
| 1/24/2019 | | | | 0.77 (J) | | | | | |
| 1/25/2019 | | | | | 25 | | | | 0.66 (J) |
| 1/31/2019 | | | 20 | | | | | | |
| 6/25/2019 | 14 | 11 | | | | 3 | 13 | 2 | 0.84 (J) |
| 6/26/2019 | | | 13 | 0.47 (J) | 25 | | | | |
| 9/10/2019 | 14 | | | | | | | | |
| 9/11/2019 | | | | | 26 | | | | 0.6 (J) |
| 9/12/2019 | | | | | | 2.2 | 22 | | |
| 9/16/2019 | | 16 | | <1 | | | | | |
| 9/17/2019 | | | 12 | | | | | 1.4 | |
| 3/12/2020 | 18 | | | | | 4.5 | | | |
| 3/16/2020 | | 11 | | 0.44 (J) | | | | 2.3 | |
| 3/17/2020 | | | 16 | | | | 12 | | 0.84 (J) |
| 3/18/2020 | | | | | 25 | | | | |
| 9/10/2020 | | | 17 | <1 | 26 | 2.3 | 17 | 1.2 | |
| 9/11/2020 | | 16 | | | | | | | 0.4 (J) |
| 9/14/2020 | 15 | | | | | | | | |

ND substitution: RL or RL/2 if <15% NDs.

# Time Series

Constituent: Sulfate (mg/L) Analysis Run 3/31/2026 4:41 AM

Plant Wansley Client: Southern Company Data: Wansley Landfill

| | GWC-8 | GWC-9 | GWC-10 | GWC-11 | GWC-12 | GWC-13 | GWC-14 | GWC-15 | GWC-16 |
|---|---|---|---|---|---|---|---|---|---|
| 3/16/2021 | 17 | 9.2 | | | 29 | | | | |
| 3/17/2021 | | | | <1 | | 2.5 | 16 | | <1 |
| 3/18/2021 | | | 11 | | | | | 1.7 | |
| 8/19/2021 | | | | | 33 | | | | |
| 8/20/2021 | 17 | | 10 | | | | | | 1 |
| 8/23/2021 | | | | <1 | | 2 | 8.6 | | |
| 8/24/2021 | | | | | | | | 2 | |
| 8/25/2021 | | 14 | | | | | | | |
| 3/2/2022 | 14 | | | | | | | | |
| 3/7/2022 | | | | <1 | 40 | | 16 | 3.1 | |
| 3/8/2022 | | | 13 | | | 3.3 | | | 1.1 |
| 3/9/2022 | | 6.6 | | | | | | | |
| 8/11/2022 | 19 | | | | | | | | |
| 8/15/2022 | | | | <1 | | 1.8 | | | |
| 8/16/2022 | | 27 | 8.5 | | 36 | | 18 | 1.1 | <1 |
| 2/15/2023 | 14 | 9.4 | 8.5 | | 32 | | | | |
| 2/17/2023 | | | | | | | 5.7 | | |
| 2/20/2023 | | | | | | | | | <1 |
| 2/21/2023 | | | | 0.43 (J) | | 1.8 | | 1.1 | |
| 8/9/2023 | 19 | 25 | | | | | | | |
| 8/10/2023 | | | 6.9 | | | | | | |
| 8/14/2023 | | | | 0.5 (J) | 30 | | 2.7 | 1.3 | 0.43 (J) |
| 8/16/2023 | | | | | | 2 | | | |
| 2/14/2024 | | | | 0.9 (J) | | | | | |
| 2/19/2024 | | 16 | | | | 3.7 | 7.7 | | |
| 2/20/2024 | | | 13 | | 37 | | | | |
| 2/21/2024 | 19 | | | | | | | 4.1 | <1 |
| 7/30/2024 | 20 | | | | | | | | |
| 7/31/2024 | | 17 | 8.2 | | | | | | |
| 8/5/2024 | | | | | | 1.8 | | | <1 |
| 8/6/2024 | | | | <1 | 30 | | 9.3 (J) | 2 | |
| 2/11/2025 | | | | | | | | | 1.1 |
| 2/13/2025 | 52 | | | | | | | | |
| 2/17/2025 | | | | | 37 | | 7.8 | | |
| 2/18/2025 | | 14 | | 1.6 | | 2.3 | | 2.4 | |
| 2/19/2025 | | | 10 | | | | | | |
| 8/13/2025 | 37 | 21 | | | | | | | |
| 8/15/2025 | | | | | | | | | 0.9 (J) |
| 8/18/2025 | | | | | 35 | | | 1.9 | |
| 8/19/2025 | | | 6.1 | | | 2.3 | 14 | | |
| 10/15/2025 | | | | 0.84 (J) | | | | | |
| 1/20/2026 | | | | | | | 9.3 | | |
| 1/21/2026 | | | 6.4 | <1 | 32 | 2.2 | | 1.9 | 1.1 |
| 1/22/2026 | 68 | 12 | | | | | | | |

ND substitution: RL or RL/2 if <15% NDs.

# Time Series

Constituent: Sulfate (mg/L) Analysis Run 3/31/2026 4:41 AM

Plant Wansley Client: Southern Company Data: Wansley Landfill

| | GWC-17 | GWC-18 | GWC-19 | GWC-20 | GWC-21 | GWC-22 | GWC-23 | GWC-24 | GWC-25 |
|---|---|---|---|---|---|---|---|---|---|
| 3/28/2016 | | | | | | | | | 8.3151 |
| 3/29/2016 | | | | | | | 0.5302 (J) | | |
| 3/30/2016 | 0.8313 (J) | 0.6239 (J) | 2.3237 | 1.0356 | 0.3269 (J) | | | 1.0189 | |
| 3/31/2016 | | | | | | 0.3648 (J) | | | |
| 5/25/2016 | 0.795 (J) | | | | | | 0.3659 (J) | 0.6811 (J) | |
| 5/26/2016 | | 0.598 (J) | 0.574 (J) | 0.979 (J) | <1 | 0.562 (J) | | | 4.31 |
| 7/25/2016 | | <1 | <1 | 0.94 (J) | | | | | |
| 7/26/2016 | | | | | <1 | <1 | | | |
| 7/27/2016 | 0.7 (J) | | | | | | <1 | <1 | 6.1 |
| 9/16/2016 | | | | | | | | <1 | |
| 9/19/2016 | <5 | <1 | <1 | | | | | | 11 |
| 9/20/2016 | | | | 0.83 (J) | <1 | <1 | <1 | | |
| 11/15/2016 | | | | | | | | | 18 |
| 11/17/2016 | 0.75 (J) | <1 | <1 | 0.71 (J) | <1 | <1 | | | |
| 11/18/2016 | | | | | | | <1 | <1 | |
| 1/24/2017 | | | | | | | | | 26 (O) |
| 2/1/2017 | <5 | <1 | | | | | | | |
| 2/2/2017 | | | 8.6 (O) | 0.82 (J) | <1 | | | | |
| 2/3/2017 | | | | | | <1 | <1 | <1 | |
| 3/23/2017 | | | | | | | | | 23 (O) |
| 3/24/2017 | <5 | <1 | 2.5 | | | | | | |
| 3/28/2017 | | | | 0.75 (J) | <1 | <1 | <1 | | |
| 3/29/2017 | | | | | | | | <1 | |
| 5/2/2017 | | | | | | | | | 27 (O) |
| 5/3/2017 | <5 | <1 | 0.88 (J) | | | <1 | | | |
| 5/4/2017 | | | | 1.1 | <1 | | <1 | <1 | |
| 10/4/2017 | <5 | | | | | | | | |
| 10/5/2017 | | <1 | 0.81 (J) | | | <1 | <1 | <1 | 16 |
| 10/6/2017 | | | | 0.79 (J) | <1 | | | | |
| 1/25/2018 | <5 | <1 | 0.77 (J) | | | <1 | <1 | <1 | 15 |
| 1/26/2018 | | | | <1 | <1 | | | | |
| 6/20/2018 | | | | | <1 | <1 | <1 | | |
| 6/21/2018 | | <1 | <1 | 1.3 | | | | | |
| 6/26/2018 | <5 | | | | | | | | |
| 6/27/2018 | | | | | | | | <1 | 12 |
| 9/26/2018 | | | | | | | | | 12 |
| 9/27/2018 | | | <1 | 1.2 | <1 | | | | |
| 9/28/2018 | | <1 | | | | | | <1 | |
| 10/1/2018 | | | | | | <1 | <1 | | |
| 10/2/2018 | <5 | | | | | | | | |
| 1/24/2019 | 0.88 (J) | | | | <1 | 0.81 (J) | | | 1.4 |
| 1/25/2019 | | | | | | | 0.38 (J) | | |
| 1/28/2019 | | 0.69 (J) | 1.2 | 0.9 (J) | | | | | |
| 1/31/2019 | | | | | | | | <1 | |
| 6/25/2019 | 1.1 | | | 0.99 (J) | <1 | 0.76 (J) | | | 1.6 |
| 6/26/2019 | | | 0.88 (J) | | | | 0.64 (J) | 0.71 (J) | |
| 6/27/2019 | | 0.85 (J) | | | | | | | |
| 9/10/2019 | | | | | | <1 | | | |
| 9/11/2019 | 0.99 (J) | 0.7 (J) | | 1.1 | 0.42 (J) | | | 0.59 (J) | 5.7 |
| 9/12/2019 | | | 0.39 (J) | | | | 0.54 (J) | | |
| 3/12/2020 | | | | | | | | 2.3 | 9.7 |
| 3/17/2020 | 1.2 | 1 | | | | | | | |

ND substitution: RL or RL/2 if <15% NDs.

# Time Series

Constituent: Sulfate (mg/L) Analysis Run 3/31/2026 4:41 AM

Plant Wansley Client: Southern Company Data: Wansley Landfill

| | GWC-17 | GWC-18 | GWC-19 | GWC-20 | GWC-21 | GWC-22 | GWC-23 | GWC-24 | GWC-25 |
|---|---|---|---|---|---|---|---|---|---|
| 3/18/2020 | | | 1.1 | 0.72 (J) | <1 | 0.65 (J) | <1 | | |
| 9/10/2020 | | | | | | 0.54 (J) | <1 | | |
| 9/14/2020 | 0.92 (J) | 0.7 (J) | | | | | | | 3.8 |
| 9/15/2020 | | | 0.53 (J) | 0.83 (J) | <1 | | | 0.53 (J) | |
| 3/15/2021 | | | | | | <1 | | | |
| 3/16/2021 | <5 | <1 | | <1 | <1 | | | | |
| 3/17/2021 | | | <1 | | | | | | 7.2 |
| 3/18/2021 | | | | | | | <1 | <1 | |
| 8/19/2021 | | | | | <1 | 1.2 | | 0.77 (J) | 7.2 |
| 8/20/2021 | 1.1 | | | | | | | | |
| 8/23/2021 | | | | | | | <1 | | |
| 8/24/2021 | | 0.89 (J) | 2.5 | 0.88 (J) | | | | | |
| 3/7/2022 | | | | 1.3 | 1.1 | | | | |
| 3/8/2022 | 1 | 1.1 | 0.94 (J) | | | <1 | | | 5.4 |
| 3/9/2022 | | | | | | | 0.76 (J) | | |
| 3/10/2022 | | | | | | | | 0.83 (J) | |
| 8/10/2022 | | | | | | | | | 5.2 |
| 8/11/2022 | <5 | <1 | <1 | | | | | | |
| 8/16/2022 | | | | 0.58 (J) | <1 | | <1 | | |
| 8/17/2022 | | | | | | <1 | | | |
| 8/18/2022 | | | | | | | | <1 | |
| 2/14/2023 | | | | | | 0.54 (J) | | | |
| 2/16/2023 | | | | | | | | 0.4 (J) | |
| 2/20/2023 | 0.5 (J) | 0.41 (J) | | | | | | | |
| 2/21/2023 | | | 0.52 (J) | | <1 | | <1 | | 7.4 |
| 2/22/2023 | | | | 0.65 (J) | | | | | |
| 8/9/2023 | | 0.64 (J) | 0.48 (J) | 0.78 (J) | <1 | | | | |
| 8/10/2023 | 0.61 (J) | | | | | | | | |
| 8/14/2023 | | | | | | 0.53 (J) | | | |
| 8/15/2023 | | | | | | | 0.44 (J) | | 5.7 |
| 8/16/2023 | | | | | | | | 0.6 (J) | |
| 2/14/2024 | | | | | | 0.62 (J) | | | |
| 2/19/2024 | | | | | 0.98 (J) | | 1.5 | | |
| 2/20/2024 | 4.7 | | | 2.6 | | | | | |
| 2/21/2024 | | 1.1 | 1.2 | | | | | | 9.6 |
| 2/22/2024 | | | | | | | | 0.57 (J) | |
| 7/30/2024 | | | | | <1 | | <1 | | |
| 8/1/2024 | | | | | | | | | 11 |
| 8/2/2024 | | | | <1 | | | | | |
| 8/6/2024 | | | 0.59 (J) | | | 0.59 (J) | | <1 | |
| 8/7/2024 | <5 | <1 | | | | | | | |
| 2/11/2025 | | | | | 0.46 (J) | 0.87 (J) | 0.73 (J) | | |
| 2/13/2025 | 0.84 (J) | 0.71 (J) | | | | | | | |
| 2/14/2025 | | | 1.3 | 0.65 (J) | | | | 0.57 (J) | 6.3 |
| 8/12/2025 | | | | 1.6 | <1 | 1.1 | <1 | | |
| 8/13/2025 | 1.2 | 1.2 | 0.8 (J) | | | | | | 10 |
| 8/14/2025 | | | | | | | | 1.2 | |
| 1/20/2026 | | | | | <1 | 1.1 | | | |
| 1/21/2026 | 1.2 | <1 | 1.5 | 1.4 | | | | 0.85 (J) | 5.6 |
| 1/22/2026 | | | | | | | 1.2 | | |

ND substitution: RL or RL/2 if <15% NDs.

# Time Series

Constituent: Sulfate (mg/L) Analysis Run 3/31/2026 4:41 AM

Plant Wansley Client: Southern Company Data: Wansley Landfill

| | GWC-26 | GWC-27 | GWC-30 | GWC-31 | GWC-32 | GWC-33 | GWC-34 | GWC-35 |
|---|---|---|---|---|---|---|---|---|
| 3/23/2016 | | 1.3897 | 1.3729 | | 12.8473 | 19.6956 | | |
| 3/24/2016 | 0.4337 (J) | | | | | | 1.8782 | 2.7482 |
| 3/30/2016 | | | | 15.0114 | | | | |
| 5/20/2016 | | | 1.31 | | | | | |
| 5/23/2016 | | | | | | | 1.44 | 2.76 |
| 5/24/2016 | | 0.598 (J) | | | 13.5 | | | |
| 5/25/2016 | 0.3421 (J) | | | 19.1 | | | | |
| 7/21/2016 | | | 1.3 | | | | 1.6 | 2.8 |
| 7/22/2016 | | | | | 12 | | | |
| 7/26/2016 | <1 | 3 | | | | | | |
| 9/15/2016 | | | | | | | 1.6 | 2.4 |
| 9/16/2016 | | | | | 12 | | | |
| 9/19/2016 | <1 | 1.6 | | | | | | |
| 9/20/2016 | | | 1.3 | | | | | |
| 11/11/2016 | | 3 | | | | | | |
| 11/14/2016 | <1 | | 1.1 | | | | | |
| 11/15/2016 | | | | | 13 | | 1.3 | 2.3 |
| 11/17/2016 | | | | | | 22 | | |
| 1/19/2017 | <1 | | | | | | | |
| 1/20/2017 | | 2.2 | | | | | | |
| 1/24/2017 | | | 1.3 | | | | | |
| 1/25/2017 | | | | 13 | | 50 (O) | 1.5 | |
| 1/26/2017 | | | | | 9.2 | | | 2.7 |
| 3/16/2017 | <1 | 0.95 (J) | | | | | | |
| 3/17/2017 | | | 1.3 | | | | | |
| 3/22/2017 | | | | | | | 1.5 | 2.4 |
| 3/23/2017 | | | | | | 28 | | |
| 3/24/2017 | | | | | 9.2 | | | |
| 4/28/2017 | | 2.1 | | | | | | |
| 5/1/2017 | <1 | | 1.2 | | | 25 | 1.4 | |
| 5/2/2017 | | | | | 9 | | | 2.5 |
| 7/19/2017 | | | | 15 | | 22 | | |
| 8/4/2017 | | | | | | 25 | | |
| 8/24/2017 | | | | | | 19 | | |
| 9/6/2017 | | | | 76 (Jo) | | <100 (o) | | |
| 10/3/2017 | | <1 | | | | | 1.4 | 2.5 |
| 10/4/2017 | <1 | | 1.2 | | | | | |
| 10/5/2017 | | | | | | 18 | | |
| 10/6/2017 | | | | 19 | 8.8 | | | |
| 1/19/2018 | | 1.4 | | | | | | |
| 1/22/2018 | <1 | | | | | | | |
| 1/23/2018 | | | | 15 | 9.4 | 14 | 1.2 | 2.4 |
| 1/24/2018 | | | 1 | | | | | |
| 3/16/2018 | | <1 | | 12 | 9.1 | | | |
| 6/19/2018 | | | | | | | | 2.7 |
| 6/20/2018 | | | | | | | 1.7 | |
| 6/21/2018 | | | 1 | | | | | |
| 6/26/2018 | | | | | 12 | 9.2 | | |
| 6/27/2018 | <1 | 1.7 | | 14 | | | | |
| 9/27/2018 | <1 | 2.5 | | | | | | |
| 10/1/2018 | | | | | | | | 2.8 |
| 10/2/2018 | | | | | 9.7 | 11 | 1.4 | |

ND substitution: RL or RL/2 if <15% NDs.

# Time Series

Constituent: Sulfate (mg/L) Analysis Run 3/31/2026 4:41 AM

Plant Wansley Client: Southern Company Data: Wansley Landfill

| | GWC-26 | GWC-27 | GWC-30 | GWC-31 | GWC-32 | GWC-33 | GWC-34 | GWC-35 |
|---|---|---|---|---|---|---|---|---|
| 10/3/2018 | | | 1.2 | 18 | | | | |
| 1/21/2019 | | | | | | | | 2.7 |
| 1/24/2019 | 0.57 (J) | 0.39 (J) | | | | | | |
| 1/28/2019 | | | | | | | 1.6 | |
| 1/30/2019 | | | 1.2 | | 11 | 14 | | |
| 1/31/2019 | | | | 10 | | | | |
| 6/25/2019 | 0.78 (J) | | | | | | | |
| 6/26/2019 | | 3.2 | | 9.9 | | 10 | 1.9 | 2.8 |
| 6/27/2019 | | | 1.7 | | 9.9 | | | |
| 9/10/2019 | | | 1.3 | | | | | |
| 9/11/2019 | | | | | | | 1.6 | |
| 9/12/2019 | <1 | 0.82 (J) | | | 9.7 | 12 | | 2.3 |
| 3/11/2020 | | | 3.3 | | | | 3.8 | 4.7 |
| 3/12/2020 | | 2 | | | | 11 | | |
| 3/13/2020 | 1.8 | | | | | | | |
| 3/17/2020 | | | | 7.3 | | | | |
| 3/18/2020 | | | | | 8.8 | | | |
| 9/9/2020 | | 2.4 | | | | | | |
| 9/10/2020 | | | 1 | | | | | |
| 9/11/2020 | | | | 15 | | | 1.2 | 2 |
| 9/15/2020 | 0.45 (J) | | | | 9.9 | | | |
| 9/16/2020 | | | | | | 7 | | |
| 3/16/2021 | | | | 11 | | | 1.3 | 2.2 |
| 3/17/2021 | <1 | | | | 9.1 | | | |
| 3/18/2021 | | 2.3 | 1.1 | | | 9.1 | | |
| 8/18/2021 | | | | | | | | 2.7 |
| 8/19/2021 | 0.82 (J) | | | | | | | |
| 8/23/2021 | | 0.78 (J) | 1.2 | | | | | |
| 8/24/2021 | | | | | 10 | 8.1 | 1.4 | |
| 8/25/2021 | | | | 12 | | | | |
| 3/2/2022 | | | 1.4 | | | | 1.6 | 3.2 |
| 3/8/2022 | | 1.6 | | | | | | |
| 3/9/2022 | <1 | | | | 7.6 | 7.4 | | |
| 3/10/2022 | | | | 8.9 | | | | |
| 8/10/2022 | <1 | 1.7 | 0.79 (J) | | 8.7 | | 0.89 (J) | |
| 8/15/2022 | | | | | | 7.7 | | 2.4 |
| 8/16/2022 | | | | 11 | | | | |
| 2/14/2023 | | | 1 | | | | | |
| 2/15/2023 | | | | | 8.3 | | | |
| 2/20/2023 | | 0.47 (J) | | | | 7.5 | 1 | 2.2 |
| 2/21/2023 | <1 | | | | | | | |
| 2/22/2023 | | | | 9.8 | | | | |
| 8/15/2023 | | 1.7 | | | 9.1 | 7.6 | | |
| 8/16/2023 | 0.47 (J) | | 1.1 | 9.6 | | | 1.2 | 3.5 |
| 2/20/2024 | 1.3 | 2.5 | | | 11 | 11 | | |
| 2/21/2024 | | | 2.5 | 11 | | | | |
| 2/22/2024 | | | | | | | 2.5 | 4.7 |
| 7/30/2024 | | 1.8 | | | | | | |
| 7/31/2024 | | | | | | 7.5 | | |
| 8/2/2024 | 0.8 (J) | | | | | | | |
| 8/5/2024 | | | 1 | | | | 1.5 | 4.5 |
| 8/6/2024 | | | | | 2.8 | | | |

ND substitution: RL or RL/2 if <15% NDs.

# Time Series

Constituent: Sulfate (mg/L) Analysis Run 3/31/2026 4:41 AM

Plant Wansley Client: Southern Company Data: Wansley Landfill

| | GWC-26 | GWC-27 | GWC-30 | GWC-31 | GWC-32 | GWC-33 | GWC-34 | GWC-35 |
|---|---|---|---|---|---|---|---|---|
| 2/11/2025 | | 1.9 | | | | | | |
| 2/13/2025 | 0.53 (J) | | 1.2 | | | | 1.3 | |
| 2/18/2025 | | | | 8.8 | | | | 7 |
| 2/19/2025 | | | | | 7.2 | 8.6 | | |
| 8/13/2025 | <1 | 2.2 | | | | | | |
| 8/14/2025 | | | 1.4 | | 8.3 | | 1.7 | 8.6 |
| 8/15/2025 | | | | 10 | | | | |
| 8/19/2025 | | | | | | 8.2 | | |
| 1/21/2026 | | 2.5 | 1.7 | | 6.4 | | | |
| 1/22/2026 | <1 | | | | | 8.7 | 2 | 9.7 |

ND substitution: RL or RL/2 if <15% NDs.

# Time Series

Constituent: TDS (mg/L) Analysis Run 3/31/2026 4:41 AM

Plant Wansley Client: Southern Company Data: Wansley Landfill

| | GWA-1 (bg) | GWA-2 (bg) | GWA-3 (bg) | GWA-4 (bg) | GWA-28 (bg) | GWA-29 (bg) | GWC-5 | GWC-6 | GWC-7 |
|---|---|---|---|---|---|---|---|---|---|
| 3/22/2016 | | | | | 69 | 92 | | | |
| 3/23/2016 | <10 | 41 | | 139 | | | | | |
| 3/28/2016 | | | | | | | 172 | 92 | |
| 3/29/2016 | | | | | | | | | 517 |
| 3/31/2016 | | | 401 | | | | | | |
| 5/19/2016 | | | | 175 | | 99 | | | |
| 5/20/2016 | <10 | | | | | | | | |
| 5/23/2016 | | | | | 92 | | 189 | | |
| 5/24/2016 | | 51 | | | | | | 115 | 494 |
| 5/25/2016 | | | 150 | | | | | | |
| 7/21/2016 | 14 | | | 170 | | 100 | 170 | 120 | |
| 7/22/2016 | | | | | | | | | 430 |
| 7/25/2016 | | | | | 38 | | | | |
| 7/26/2016 | | 8 | | | | | | | |
| 7/27/2016 | | | 250 | | | | | | |
| 9/14/2016 | | | | 150 | | | | | |
| 9/15/2016 | 12 | | | | 64 | | 180 | 130 | 460 |
| 9/16/2016 | | 40 | | | | | | | |
| 11/9/2016 | | | | | 80 | | | | |
| 11/10/2016 | | 58 | | 180 | | | | | |
| 11/11/2016 | 4 (J) | | | | | | | | |
| 11/15/2016 | | | | | | | 180 | | |
| 11/16/2016 | | | | | | | | 150 | 500 |
| 1/17/2017 | | | | 130 | 54 | 66 | | | |
| 1/19/2017 | <10 | 28 | | | | | | | |
| 1/26/2017 | | | | | | | 120 | 74 | 440 |
| 3/15/2017 | | | | | | 88 | | | |
| 3/16/2017 | 14 | | | 180 | 40 | | | | |
| 3/17/2017 | | <5 | | | | | | | |
| 3/22/2017 | | | | | | | 110 | 120 | 440 |
| 4/27/2017 | | | | 160 | 84 | 92 | | | |
| 4/28/2017 | <10 | <5 | | | | | | | |
| 5/2/2017 | | | | | | | 140 | 82 | 420 |
| 7/18/2017 | | | | | | 84 | | | |
| 8/1/2017 | | | | | | 60 | | | |
| 10/3/2017 | | 36 | 410 | 140 | 70 | 46 | 170 | 100 | 450 |
| 10/4/2017 | 34 | | | | | | | | |
| 1/19/2018 | <10 | 10 | | | 36 | 4 (J) | | | |
| 1/22/2018 | | | | 140 | | | | | |
| 1/23/2018 | | | | | | | 210 | 120 | 390 |
| 6/19/2018 | 16 | <5 | | 160 | 70 | 66 | | | |
| 6/20/2018 | | | 230 | | | | | | |
| 6/25/2018 | | | | | | | 200 | 110 | 400 |
| 9/25/2018 | 24 | 32 | | 130 | 36 | 80 | | 120 | |
| 10/2/2018 | | | | | | | | | 440 |
| 10/3/2018 | | | | | | | 230 | | |
| 1/17/2019 | 20 | 46 | | 160 | | | | | |
| 1/18/2019 | | | 140 | | | 81 | | | |
| 1/21/2019 | | | | | 58 | | | | 340 |
| 1/30/2019 | | | | | | | 220 | 120 | |
| 6/24/2019 | 21 | 72 | | 170 | | | | | |
| 6/25/2019 | | | 130 | | 88 | 97 | | | 400 |

ND substitution: RL or RL/2 if <15% NDs.

# Time Series

Constituent: TDS (mg/L) Analysis Run 3/31/2026 4:41 AM

Plant Wansley Client: Southern Company Data: Wansley Landfill

| | GWA-1 (bg) | GWA-2 (bg) | GWA-3 (bg) | GWA-4 (bg) | GWA-28 (bg) | GWA-29 (bg) | GWC-5 | GWC-6 | GWC-7 |
|---|---|---|---|---|---|---|---|---|---|
| 6/26/2019 | | | | | | | 120 | 41 | |
| 9/9/2019 | 16 | | | | | | | | |
| 9/10/2019 | | 52 | | 190 | 86 | 120 | | | 380 |
| 9/11/2019 | | | 130 | | | | | | |
| 9/12/2019 | | | | | | | 230 | 170 | |
| 3/10/2020 | 12 | 43 | 170 | 190 | 40 | 50 | | | |
| 3/12/2020 | | | | | | | | | 360 |
| 3/16/2020 | | | | | | | 210 | 110 | |
| 9/9/2020 | 12 | | 150 | 170 | 43 | 58 | 210 | | |
| 9/10/2020 | | 40 | | | | | | | |
| 9/11/2020 | | | | | | | | 160 | |
| 9/14/2020 | | | | | | | | | 380 |
| 3/15/2021 | <10 | 39 | 170 | 120 | 54 | 77 | | | |
| 3/16/2021 | | | | | | | | | 390 |
| 3/17/2021 | | | | | | | 180 | 110 | |
| 8/16/2021 | 15 | | | | 50 | | | | |
| 8/18/2021 | | 50 | 170 | 150 | | 76 | | 140 | |
| 8/19/2021 | | | | | | | 220 | | 380 |
| 2/28/2022 | 25 | | | | | | | | |
| 3/1/2022 | | 26 | 180 | 140 | 72 | | | | |
| 3/2/2022 | | | | | | 85 | 180 | 130 | 370 |
| 8/9/2022 | 21 | 52 | 180 | 190 | 85 | 93 | | | |
| 8/11/2022 | | | | | | | 190 | 120 | 370 |
| 2/13/2023 | | | | | | 88 | | | |
| 2/14/2023 | 17 | 43 | 160 | 150 | 90 | | | | |
| 2/20/2023 | | | | | | | 200 | 130 | |
| 2/21/2023 | | | | | | | | | 370 |
| 8/8/2023 | | | 220 | | | 97 | | | |
| 8/9/2023 | <10 | 47 | | 160 | 76 | | | | 330 |
| 8/14/2023 | | | | | | | 210 | 130 | |
| 2/13/2024 | 18 | | | | | | | | |
| 2/14/2024 | | 46 | | 170 | 82 | 84 | 210 | 130 | |
| 2/21/2024 | | | | | | | | | 350 |
| 7/29/2024 | | | | 150 | 81 | | | | |
| 7/30/2024 | 16 | 48 | | | | 83 | | | |
| 7/31/2024 | | | 190 | | | | 210 | | |
| 8/1/2024 | | | | | | | | 130 | 340 |
| 2/10/2025 | | | | 170 | 91 | | | | |
| 2/11/2025 | 22 | 57 | | | | 84 | | | |
| 2/13/2025 | | | | | | | | | 320 |
| 2/14/2025 | | | | | | | 220 | | |
| 2/18/2025 | | | | | | | | 120 | |
| 8/12/2025 | 22 | 38 | | 180 | 87 | 86 | | | |
| 8/13/2025 | | | 190 | | | | | | |
| 8/15/2025 | | | | | | | | 140 | |
| 8/18/2025 | | | | | | | 230 | | 340 |
| 1/20/2026 | <10 | 27 | | 160 | 50 | 45 | | 100 | |
| 1/21/2026 | | | | | | | 220 | | |
| 1/22/2026 | | | | | | | | | 350 |

ND substitution: RL or RL/2 if <15% NDs.

# Time Series

Constituent: TDS (mg/L) Analysis Run 3/31/2026 4:41 AM

Plant Wansley Client: Southern Company Data: Wansley Landfill

| | GWC-8 | GWC-9 | GWC-10 | GWC-11 | GWC-12 | GWC-13 | GWC-14 | GWC-15 | GWC-16 |
|---|---|---|---|---|---|---|---|---|---|
| 3/29/2016 | 172 | 93 | | 163 | 151 | 48 | | | |
| 3/30/2016 | | | 177 | | | | 165 | 94 | 75 |
| 5/24/2016 | 196 | 162 | | | | | | | |
| 5/25/2016 | | | 181 | 197 | 175 | 61 | 233 | 90 | 91 |
| 7/22/2016 | | | | | 130 | | | | |
| 7/25/2016 | | 200 | | 220 | | | | | |
| 7/26/2016 | 160 | | | | | 40 | 330 | 64 | |
| 7/27/2016 | | | 210 | | | | | | 76 |
| 9/15/2016 | | | | | 160 | 54 | 350 | | |
| 9/16/2016 | | | 190 | | | | | | 78 |
| 9/19/2016 | 220 | 340 (O) | | 240 | | | | | |
| 9/20/2016 | | | | | | | | 72 | |
| 11/16/2016 | 240 | 280 (O) | | 200 | 230 | | | | |
| 11/17/2016 | | | 240 | | | 64 | 440 | 46 | 110 |
| 1/26/2017 | 130 | | | | | | | | |
| 1/31/2017 | | 160 | | 110 | 170 | 36 | | | |
| 2/1/2017 | | | 120 | | | | 150 | 70 | 70 |
| 3/23/2017 | 190 | 230 | | 140 | 220 | 76 | 250 | 100 | |
| 3/24/2017 | | | 180 | | | | | | 100 |
| 5/2/2017 | | 150 | | 180 | | | | | |
| 5/3/2017 | 160 | | 170 | | 150 | 32 | 190 | 84 | 18 |
| 10/3/2017 | | 190 | | | | | | | |
| 10/4/2017 | | | 230 | 210 | 190 | | 520 | 60 | |
| 10/5/2017 | 200 | | | | | 42 | | | 10 |
| 1/24/2018 | 94 | 160 | | 130 | 210 | | | | |
| 1/25/2018 | | | 190 | | | 48 | 160 | 86 | 56 |
| 6/20/2018 | | | | 140 | | 12 | 310 | 64 | 84 |
| 6/21/2018 | 210 | 150 | 32 | | | | | | |
| 6/26/2018 | | | | | 200 | | | | |
| 9/26/2018 | 180 | 130 | | | | | | | |
| 9/27/2018 | | | 200 | 130 | | | | | |
| 9/28/2018 | | | | | 180 | | | | |
| 10/1/2018 | | | | | | | 250 | 94 | 86 |
| 10/2/2018 | | | | | | 72 | | | |
| 1/22/2019 | 86 | 68 | | | | 42 | 200 | 79 | |
| 1/24/2019 | | | | <10 | | | | | |
| 1/25/2019 | | | | | 170 | | | | 51 |
| 1/31/2019 | | | 150 | | | | | | |
| 6/25/2019 | 200 | 160 | | | | 56 | 280 | 99 | 91 |
| 6/26/2019 | | | 46 | 87 | 140 | | | | |
| 9/10/2019 | 220 | | | | | | | | |
| 9/11/2019 | | | | | 220 | | | | 85 |
| 9/12/2019 | | | | | | 73 | 470 | | |
| 9/16/2019 | | 190 | | 190 | | | | | |
| 9/17/2019 | | | 120 | | | | | 75 | |
| 3/12/2020 | 140 | | | | | 56 | | | |
| 3/16/2020 | | 100 | | 46 | | | | 100 | |
| 3/17/2020 | | | 140 | | | | 370 | | 93 |
| 3/18/2020 | | | | | 200 | | | | |
| 9/10/2020 | | | 170 | 160 | 220 | 44 | 390 | 79 | |
| 9/11/2020 | | 160 | | | | | | | 83 |
| 9/14/2020 | 190 | | | | | | | | |

ND substitution: RL or RL/2 if <15% NDs.

# Time Series

Constituent: TDS (mg/L) Analysis Run 3/31/2026 4:41 AM

Plant Wansley Client: Southern Company Data: Wansley Landfill

| | GWC-8 | GWC-9 | GWC-10 | GWC-11 | GWC-12 | GWC-13 | GWC-14 | GWC-15 | GWC-16 |
|---|---|---|---|---|---|---|---|---|---|
| 3/16/2021 | 170 | 100 | | | 250 | | | | |
| 3/17/2021 | | | | 170 | | 42 | 430 | | 91 |
| 3/18/2021 | | | 130 | | | | | 86 | |
| 8/19/2021 | | | | | 240 | | | | |
| 8/20/2021 | 170 | | 140 | | | | | | 83 |
| 8/23/2021 | | | | 190 | | 56 | 290 | | |
| 8/24/2021 | | | | | | | | 80 | |
| 8/25/2021 | | 130 | | | | | | | |
| 3/2/2022 | 150 | | | | | | | | |
| 3/7/2022 | | | | 130 | 220 | | 320 | 80 | |
| 3/8/2022 | | | 130 | | | 38 | | | 70 |
| 3/9/2022 | | 82 | | | | | | | |
| 8/11/2022 | 190 | | | | | | | | |
| 8/15/2022 | | | | 170 | | 64 | | | |
| 8/16/2022 | | 140 | 150 | | 250 | | 380 | 84 | 95 |
| 2/15/2023 | 130 | 64 | 130 | | 220 | | | | |
| 2/17/2023 | | | | | | | 260 | | |
| 2/20/2023 | | | | | | | | | 90 |
| 2/21/2023 | | | | 40 | | 58 | | 79 | |
| 8/9/2023 | 180 | 120 | | | | | | | |
| 8/10/2023 | | | 120 | | | | | | |
| 8/14/2023 | | | | 130 | 250 | | 280 | 84 | 98 |
| 8/16/2023 | | | | | | 57 | | | |
| 2/14/2024 | | | | 60 | | | | | |
| 2/19/2024 | | 69 | | | | 57 | 290 | | |
| 2/20/2024 | | | 120 | | 220 | | | | |
| 2/21/2024 | 130 | | | | | | | 89 | 91 |
| 7/30/2024 | 140 | | | | | | | | |
| 7/31/2024 | | 92 | 130 | | | | | | |
| 8/5/2024 | | | | | | 63 | | | 95 |
| 8/6/2024 | | | | 63 | 270 | | 360 | 78 | |
| 2/11/2025 | | | | | | | | | 110 |
| 2/13/2025 | 160 | | | | | | | | |
| 2/17/2025 | | | | | 260 | | 230 | | |
| 2/18/2025 | | 75 | | 130 | | 63 | | 100 | |
| 2/19/2025 | | | 120 | | | | | | |
| 8/13/2025 | 190 | 130 | | | | | | | |
| 8/15/2025 | | | | | | | | | 100 |
| 8/18/2025 | | | | 100 | 250 | | | 73 | |
| 8/19/2025 | | | 94 | | | 55 | 390 | | |
| 1/20/2026 | | | | | | | 210 | | |
| 1/21/2026 | | | 130 | 61 | 210 | 23 | | 69 | 92 |
| 1/22/2026 | 160 | 90 | | | | | | | |

# Time Series

Constituent: TDS (mg/L) Analysis Run 3/31/2026 4:41 AM

Plant Wansley Client: Southern Company Data: Wansley Landfill

| | GWC-17 | GWC-18 | GWC-19 | GWC-20 | GWC-21 | GWC-22 | GWC-23 | GWC-24 | GWC-25 |
|---|---|---|---|---|---|---|---|---|---|
| 3/28/2016 | | | | | | | | | 90 |
| 3/29/2016 | | | | | | | 53 | | |
| 3/30/2016 | 97 | 84 | 69 | 88 | 42 | | | 39 | |
| 3/31/2016 | | | | | | 102 | | | |
| 5/25/2016 | 97 | | | | | | 33 | 30 | |
| 5/26/2016 | | 80 | 75 | 65 | 42 | 108 | | | 75 |
| 7/25/2016 | | 54 | 44 | 80 | | | | | |
| 7/26/2016 | | | | | 48 | 82 | | | |
| 7/27/2016 | 110 | | | | | | 30 | 28 | 78 |
| 9/16/2016 | | | | | | | | 22 | |
| 9/19/2016 | 110 | 96 | 74 | | | | | | 100 |
| 9/20/2016 | | | | 84 | 56 | 100 | 42 | | |
| 11/15/2016 | | | | | | | | | 110 |
| 11/17/2016 | 74 | 42 | 34 | 84 | 34 | 110 | | | |
| 11/18/2016 | | | | | | | 4 (J) | 28 | |
| 1/24/2017 | | | | | | | | | 96 |
| 2/1/2017 | 100 | 66 | | | | | | | |
| 2/2/2017 | | | 96 | 100 | 36 | | | | |
| 2/3/2017 | | | | | | 110 | 20 | 26 | |
| 3/23/2017 | | | | | | | | | 96 |
| 3/24/2017 | 110 | 88 | 82 | | | | | | |
| 3/28/2017 | | | | 82 | 48 | 98 | 38 | | |
| 3/29/2017 | | | | | | | | 28 | |
| 5/2/2017 | | | | | | | | | 100 |
| 5/3/2017 | 28 | 64 | 42 | | | 98 | | | |
| 5/4/2017 | | | | 88 | 22 | | 54 | 30 | |
| 10/4/2017 | 84 | | | | | | | | |
| 10/5/2017 | | 50 | 50 | | | <5 | 26 | 12 | 86 |
| 10/6/2017 | | | | 120 | 70 | | | | |
| 12/1/2017 | | | | 100 | 42 | | | | |
| 1/25/2018 | 72 | 70 | 60 | | | 98 | 32 | 20 | 100 |
| 1/26/2018 | | | | 96 | 52 | | | | |
| 6/20/2018 | | | | | 36 | 94 | 54 | | |
| 6/21/2018 | | 84 | 76 | 78 | | | | | |
| 6/26/2018 | 72 | | | | | | | | |
| 6/27/2018 | | | | | | | | 24 | 60 |
| 9/26/2018 | | | | | | | | | 60 |
| 9/27/2018 | | | 62 | 110 | 56 | | | | |
| 9/28/2018 | | 74 | | | | | | 16 | |
| 10/1/2018 | | | | | | 100 | 140 (O) | | |
| 10/2/2018 | 120 | | | | | | | | |
| 1/24/2019 | 82 | | | | 42 | 100 | | | 54 |
| 1/25/2019 | | | | | | | <10 | | |
| 1/28/2019 | | 77 | 69 | 95 | | | | | |
| 1/31/2019 | | | | | | | | 30 | |
| 6/25/2019 | 110 | | | 100 | 63 | 110 | | | 58 |
| 6/26/2019 | | | <10 | | | | 44 | <10 | |
| 6/27/2019 | | 77 | | | | | | | |
| 9/10/2019 | | | | | | 120 | | | |
| 9/11/2019 | 92 | 64 | | 74 | 16 | | | <10 | 53 |
| 9/12/2019 | | | 87 | | | | 58 | | |
| 3/12/2020 | | | | | | | | 23 | 76 |

ND substitution: RL or RL/2 if <15% NDs.

# Time Series

Constituent: TDS (mg/L) Analysis Run 3/31/2026 4:41 AM

Plant Wansley Client: Southern Company Data: Wansley Landfill

| | GWC-17 | GWC-18 | GWC-19 | GWC-20 | GWC-21 | GWC-22 | GWC-23 | GWC-24 | GWC-25 |
|---|---|---|---|---|---|---|---|---|---|
| 3/17/2020 | 84 | 90 | | | | | | | |
| 3/18/2020 | | | 64 | 78 | 49 | 93 | 29 | | |
| 9/10/2020 | | | | | | 100 | 40 | | |
| 9/14/2020 | 91 | 96 | | | | | | | 44 |
| 9/15/2020 | | | 51 | 82 | 54 | | | 21 | |
| 3/15/2021 | | | | | | 89 | | | |
| 3/16/2021 | 99 | 93 | | 100 | 65 | | | | |
| 3/17/2021 | | | 67 | | | | | | 56 |
| 3/18/2021 | | | | | | | 29 | 20 | |
| 8/19/2021 | | | | | 84 | 120 | | 30 | 81 |
| 8/20/2021 | 98 | | | | | | | | |
| 8/23/2021 | | | | | | | 47 | | |
| 8/24/2021 | | 99 | 85 | 96 | | | | | |
| 3/7/2022 | | | | 72 | 43 | | | | |
| 3/8/2022 | 87 | 72 | 61 | | | 89 | | | 59 |
| 3/9/2022 | | | | | | | 40 | | |
| 3/10/2022 | | | | | | | | 15 | |
| 8/10/2022 | | | | | | | | | 77 |
| 8/11/2022 | 100 | 92 | 74 | | | | | | |
| 8/16/2022 | | | | 100 | 68 | | 42 | | |
| 8/17/2022 | | | | | | 110 | | | |
| 8/18/2022 | | | | | | | | 25 | |
| 2/14/2023 | | | | | | 110 | | | |
| 2/16/2023 | | | | | | | | 19 | |
| 2/20/2023 | 100 | 88 | | | | | | | |
| 2/21/2023 | | | 79 | | 50 | | 44 | | 74 |
| 2/22/2023 | | | | 98 | | | | | |
| 8/9/2023 | | 91 | 71 | 94 | 80 | | | | |
| 8/10/2023 | 100 | | | | | | | | |
| 8/14/2023 | | | | | | 110 | | | |
| 8/15/2023 | | | | | | | 45 | | 85 |
| 8/16/2023 | | | | | | | | 28 | |
| 2/14/2024 | | | | | | 110 | | | |
| 2/19/2024 | | | | | 53 | | 43 | | |
| 2/20/2024 | 100 | | | 100 | | | | | |
| 2/21/2024 | | 93 | 81 | | | | | | 82 |
| 2/22/2024 | | | | | | | | 45 | |
| 7/30/2024 | | | | | 62 | | 43 | | |
| 8/1/2024 | | | | | | | | | 82 |
| 8/2/2024 | | | | 100 | | | | | |
| 8/6/2024 | | | 74 | | | 110 | | 31 | |
| 8/7/2024 | 100 | 90 | | | | | | | |
| 2/11/2025 | | | | | 68 | 110 | 43 | | |
| 2/13/2025 | 120 | 96 | | | | | | | |
| 2/14/2025 | | | 77 | 99 | | | | 26 | 75 |
| 8/12/2025 | | | | 100 | 63 | 110 | 41 | | |
| 8/13/2025 | 96 | 88 | 65 | | | | | | 69 |
| 8/14/2025 | | | | | | | | 23 | |
| 1/20/2026 | | | | | <10 | 80 | | | |
| 1/21/2026 | 100 | 80 | 81 | 82 | | | | 47 | 97 |
| 1/22/2026 | | | | | | | 49 | | |

ND substitution: RL or RL/2 if <15% NDs.

# Time Series

Constituent: TDS (mg/L) Analysis Run 3/31/2026 4:41 AM

Plant Wansley Client: Southern Company Data: Wansley Landfill

| | GWC-26 | GWC-27 | GWC-30 | GWC-31 | GWC-32 | GWC-33 | GWC-34 | GWC-35 |
|---|---|---|---|---|---|---|---|---|
| 3/23/2016 | | 46 | 51 | | 75 | 80 | | |
| 3/24/2016 | 48 | | | | | | 55 | 33 |
| 3/30/2016 | | | | 128 | | | | |
| 5/20/2016 | | | 58 | | | | | |
| 5/23/2016 | | | | | | | 61 | 48 |
| 5/24/2016 | | 34 | | | 83 | | | |
| 5/25/2016 | 42 | | | 118 | | | | |
| 7/21/2016 | | | 42 | | | | 32 | 36 |
| 7/22/2016 | | | | | 76 | | | |
| 7/26/2016 | 20 | 16 | | | | | | |
| 9/15/2016 | | | | | | | 62 | 38 |
| 9/16/2016 | | | | | 84 | | | |
| 9/19/2016 | 48 | 52 | | | | | | |
| 9/20/2016 | | | 52 | | | | | |
| 11/11/2016 | | 56 | | | | | | |
| 11/14/2016 | 40 | | 38 | | | | | |
| 11/15/2016 | | | | | 94 | | 56 | 44 |
| 11/17/2016 | | | | | | 140 | | |
| 1/19/2017 | 10 | | | | | | | |
| 1/20/2017 | | 38 | | | | | | |
| 1/24/2017 | | | 36 | | | | | |
| 1/25/2017 | | | | 120 | | 160 | <5 | |
| 1/26/2017 | | | | | 68 | | | <5 |
| 3/16/2017 | <5 | 32 | | | | | | |
| 3/17/2017 | | | 48 | | | | | |
| 3/22/2017 | | | | | | | 58 | 34 |
| 3/23/2017 | | | | | | 120 | | |
| 3/24/2017 | | | | | 110 | | | |
| 4/28/2017 | | 46 | | | | | | |
| 5/1/2017 | 10 | | 10 | | | 72 | 22 | |
| 5/2/2017 | | | | | 76 | | | 4 (J) |
| 7/19/2017 | | | | 100 | | 120 | | |
| 8/4/2017 | | | | | | 90 | | |
| 8/24/2017 | | | | | | 82 | | |
| 9/6/2017 | | | | 90 | | 58 | | |
| 10/3/2017 | | 12 | | | | | 16 | 26 |
| 10/4/2017 | 60 | | 74 | | | | | |
| 10/5/2017 | | | | | | 74 | | |
| 10/6/2017 | | | | 120 | 130 | | | |
| 12/1/2017 | | | | | 110 | | | |
| 1/19/2018 | | <10 | | | | | | |
| 1/22/2018 | 40 | | | | | | | |
| 1/23/2018 | | | | 70 | 110 | 100 | 64 | 56 |
| 1/24/2018 | | | 10 | | | | | |
| 6/19/2018 | | | | | | | | 28 |
| 6/20/2018 | | | | | | | <5 | |
| 6/21/2018 | | | 28 | | | | | |
| 6/26/2018 | | | | | 66 | 100 | | |
| 6/27/2018 | 8 | 54 | | 92 | | | | |
| 9/27/2018 | 86 | 58 | | | | | | |
| 10/1/2018 | | | | | | | | 40 |
| 10/2/2018 | | | | | 100 | 120 | 98 | |

ND substitution: RL or RL/2 if <15% NDs.

# Time Series

Constituent: TDS (mg/L) Analysis Run 3/31/2026 4:41 AM

Plant Wansley Client: Southern Company Data: Wansley Landfill

| | GWC-26 | GWC-27 | GWC-30 | GWC-31 | GWC-32 | GWC-33 | GWC-34 | GWC-35 |
|---|---|---|---|---|---|---|---|---|
| 10/3/2018 | | | 42 | 86 | | | | |
| 1/21/2019 | | | | | | | | 17 |
| 1/24/2019 | 34 | <10 | | | | | | |
| 1/28/2019 | | | | | | | 33 | |
| 1/30/2019 | | | 53 | | 91 | 100 | | |
| 1/31/2019 | | | | 160 | | | | |
| 6/25/2019 | 49 | | | | | | | |
| 6/26/2019 | | <10 | | 110 | | 100 | 61 | 46 |
| 6/27/2019 | | | 30 | | 47 | | | |
| 9/10/2019 | | | 46 | | | | | |
| 9/11/2019 | | | | | | | 20 | |
| 9/12/2019 | 61 | 50 | | | 100 | 110 | | 51 |
| 3/11/2020 | | | 44 | | | | 36 | 42 |
| 3/12/2020 | | 26 | | | | 120 | | |
| 3/13/2020 | 32 | | | | | | | |
| 3/17/2020 | | | | 86 | | | | |
| 3/18/2020 | | | | | 120 | | | |
| 9/9/2020 | | 52 | | | | | | |
| 9/10/2020 | | | 40 | | | | | |
| 9/11/2020 | | | | 110 | | | 36 | 32 |
| 9/15/2020 | 43 | | | | 92 | | | |
| 9/16/2020 | | | | | | 94 | | |
| 3/16/2021 | | | | 96 | | | 46 | 42 |
| 3/17/2021 | 35 | | | | 79 | | | |
| 3/18/2021 | | 34 | 49 | | | 93 | | |
| 8/18/2021 | | | | | | | | 50 |
| 8/19/2021 | 50 | | | | | | | |
| 8/23/2021 | | 30 | 54 | | | | | |
| 8/24/2021 | | | | | 94 | 100 | 44 | |
| 8/25/2021 | | | | 110 | | | | |
| 3/2/2022 | | | 41 | | | | 42 | 28 |
| 3/8/2022 | | 25 | | | | | | |
| 3/9/2022 | 28 | | | | 74 | 97 | | |
| 3/10/2022 | | | | 87 | | | | |
| 8/10/2022 | 39 | 46 | 54 | | 90 | | 53 | |
| 8/15/2022 | | | | | | 92 | | 52 |
| 8/16/2022 | | | | 74 | | | | |
| 2/14/2023 | | | 53 | | | | | |
| 2/15/2023 | | | | | 79 | | | |
| 2/20/2023 | | 34 | | | | 87 | 48 | 53 |
| 2/21/2023 | 42 | | | | | | | |
| 2/22/2023 | | | | 90 | | | | |
| 8/15/2023 | | 51 | | | 84 | 100 | | |
| 8/16/2023 | 46 | | 55 | 100 | | | 52 | 64 |
| 2/20/2024 | 42 | 40 | | | 83 | 97 | | |
| 2/21/2024 | | | 56 | 90 | | | | |
| 2/22/2024 | | | | | | | 56 | 81 |
| 7/30/2024 | | 44 | | | | | | |
| 7/31/2024 | | | | | | 96 | | |
| 8/2/2024 | 39 | | | | | | | |
| 8/5/2024 | | | 55 | | | | 53 | 93 |
| 8/6/2024 | | | | | 90 | | | |

ND substitution: RL or RL/2 if <15% NDs.

# Time Series

Constituent: TDS (mg/L) Analysis Run 3/31/2026 4:41 AM

Plant Wansley Client: Southern Company Data: Wansley Landfill

| | GWC-26 | GWC-27 | GWC-30 | GWC-31 | GWC-32 | GWC-33 | GWC-34 | GWC-35 |
|---|---|---|---|---|---|---|---|---|
| 2/11/2025 | | 40 | | | | | | |
| 2/13/2025 | 39 | | 57 | | | | 52 | |
| 2/18/2025 | | | | 79 | | | | 82 |
| 2/19/2025 | | | | | 80 | 95 | | |
| 8/13/2025 | 36 | 37 | | | | | | |
| 8/14/2025 | | | 60 | | 89 | | 60 | 120 |
| 8/15/2025 | | | | 110 | | | | |
| 8/19/2025 | | | | | | 70 | | |
| 1/21/2026 | | 17 | 63 | | 91 | | | |
| 1/22/2026 | 46 | | | | | 79 | 40 | 55 |

# Time Series

Constituent: Thallium (mg/L) Analysis Run 3/31/2026 4:41 AM

Plant Wansley Client: Southern Company Data: Wansley Landfill

| | GWA-1 (bg) | GWA-2 (bg) | GWA-3 (bg) | GWA-4 (bg) | GWA-28 (bg) | GWA-29 (bg) | GWC-5 | GWC-6 | GWC-7 |
|---|---|---|---|---|---|---|---|---|---|
| 8/31/2011 | | | <0.001 | <0.001 | | | <0.001 | <0.001 | |
| 9/7/2011 | | | | | | | | | <0.001 |
| 9/16/2011 | <0.001 | | | | <0.001 | | | | |
| 9/17/2011 | | <0.001 | | | | <0.001 | | | |
| 10/27/2011 | <0.001 | <0.001 | | <0.001 | | | <0.001 | | |
| 10/28/2011 | | | | | <0.001 | <0.001 | | | |
| 10/30/2011 | | | | | | | | <0.001 | <0.001 |
| 12/5/2011 | | | | | | | <0.001 | <0.001 | <0.001 |
| 12/12/2011 | | | | | <0.001 | <0.001 | | | |
| 12/13/2011 | <0.001 | | | | | | | | |
| 12/14/2011 | | <0.001 | | <0.001 | | | | | |
| 1/25/2012 | | | | | <0.001 | | <0.001 | <0.001 | <0.001 |
| 1/31/2012 | <0.001 | | | | | <0.001 | | | |
| 2/1/2012 | | | | <0.001 | | | | | |
| 2/7/2012 | | <0.001 | | | | | | | |
| 7/16/2012 | | | | | <0.001 | | | | |
| 7/17/2012 | | | | | | <0.001 | | | |
| 7/18/2012 | <0.001 | | | | | | <0.001 | | <0.001 |
| 7/23/2012 | | <0.001 | | <0.001 | | | | <0.001 | |
| 7/24/2012 | | | | | | | | <0.001 | |
| 1/7/2013 | | | | | | | | | <0.001 |
| 1/8/2013 | | | | | | | | <0.001 | |
| 1/9/2013 | | | | | | | <0.001 | | |
| 1/23/2013 | | <0.001 | | <0.001 | | | | | |
| 1/24/2013 | <0.001 | | | | <0.001 | <0.001 | | | |
| 7/9/2013 | | | | | | | | <0.001 | <0.001 |
| 7/17/2013 | <0.001 | | | <0.001 | | | <0.001 | | |
| 7/23/2013 | | | | | <0.001 | | | | |
| 7/24/2013 | | <0.001 | | | | <0.001 | | | |
| 1/14/2014 | | | | | | | | | <0.001 |
| 1/15/2014 | | | | <0.001 | | | <0.001 | <0.001 | |
| 1/21/2014 | <0.001 | | | | | | | | |
| 1/22/2014 | | <0.001 | | | <0.001 | <0.001 | | | |
| 6/24/2014 | | | | | | | | | <0.001 |
| 6/25/2014 | <0.001 | | <0.001 | <0.001 | | | <0.001 | <0.001 | |
| 7/1/2014 | | <0.001 | | | <0.001 | | | | |
| 7/8/2014 | | | | | | <0.001 | | | |
| 1/13/2015 | | | | | | | <0.001 | | |
| 1/14/2015 | <0.001 | | | 0.0001 (J) | | | | | |
| 7/21/2015 | <0.001 | | <0.001 | 0.0001 (J) | <0.001 | | | | |
| 7/22/2015 | | <0.001 | | | | <0.001 | | | |
| 7/24/2015 | | | | | | | <0.001 | 7E-05 (J) | |
| 1/19/2016 | | | | | | <0.001 | | | |
| 1/20/2016 | | <0.001 | | <0.001 | | | <0.001 | 6.7E-05 (J) | |
| 1/21/2016 | <0.001 | | | | | | | | |
| 1/22/2016 | | | | | <0.001 | | | | |
| 1/26/2016 | | | | | | | | | 8.5E-05 (J) |
| 3/22/2016 | | | | | <0.001 | <0.001 | | | |
| 3/23/2016 | <0.001 | <0.001 | | <0.001 | | | | | |
| 3/28/2016 | | | | | | | <0.001 | <0.001 | |
| 3/29/2016 | | | | | | | | | <0.001 |
| 3/31/2016 | | | <0.001 | | | | | | |

ND substitution: RL or RL/2 if <15% NDs.

# Time Series

Constituent: Thallium (mg/L) Analysis Run 3/31/2026 4:41 AM

Plant Wansley Client: Southern Company Data: Wansley Landfill

| | GWA-1 (bg) | GWA-2 (bg) | GWA-3 (bg) | GWA-4 (bg) | GWA-28 (bg) | GWA-29 (bg) | GWC-5 | GWC-6 | GWC-7 |
|---|---|---|---|---|---|---|---|---|---|
| 5/19/2016 | | | | <0.001 | | <0.001 | | | |
| 5/20/2016 | <0.001 | | | | | | | | |
| 5/23/2016 | | | | | <0.001 | | <0.001 | | |
| 5/24/2016 | | <0.001 | | | | | | <0.001 | <0.001 |
| 5/25/2016 | | | <0.001 | | | | | | |
| 7/21/2016 | <0.001 | | | <0.001 | | <0.001 | <0.001 | <0.001 | |
| 7/22/2016 | | | | | | | | | <0.001 |
| 7/25/2016 | | | | | <0.001 | | | | |
| 7/26/2016 | | <0.001 | | | | | | | |
| 7/27/2016 | | | <0.001 | | | | | | |
| 9/14/2016 | | | | <0.001 | | | | | |
| 9/15/2016 | <0.001 | | | | <0.001 | | <0.001 | <0.001 | <0.001 |
| 9/16/2016 | | <0.001 | | | | | | | |
| 11/9/2016 | | | | | <0.001 | | | | |
| 11/10/2016 | | <0.001 | | <0.001 | | | | | |
| 11/11/2016 | <0.001 | | | | | | | | |
| 11/15/2016 | | | | | | | <0.001 | | |
| 11/16/2016 | | | | | | | | 0.00012 (J) | <0.001 |
| 1/17/2017 | | | | <0.001 | <0.001 | <0.001 | | | |
| 1/19/2017 | <0.001 | <0.001 | | | | | | | |
| 1/26/2017 | | | | | | | <0.001 | <0.001 | <0.001 |
| 3/15/2017 | | | | | | <0.001 | | | |
| 3/16/2017 | <0.001 | | | <0.001 | <0.001 | | | | |
| 3/17/2017 | | <0.001 | | | | | | | |
| 3/22/2017 | | | | | | | <0.001 | <0.001 | <0.001 |
| 4/27/2017 | | | | <0.001 | <0.001 | <0.001 | | | |
| 4/28/2017 | <0.001 | <0.001 | | | | | | | |
| 5/2/2017 | | | | | | | <0.001 | <0.001 | <0.001 |
| 7/18/2017 | | | | | | <0.001 | | | |
| 8/1/2017 | | | <0.001 | | <0.001 | <0.001 | | | |
| 8/2/2017 | | <0.001 | | <0.001 | | | | | |
| 8/3/2017 | <0.001 | | | | | | <0.001 | <0.001 | |
| 8/4/2017 | | | | | | | | | <0.001 |
| 10/3/2017 | | | <0.001 | | | | | | |
| 1/19/2018 | <0.001 | <0.001 | | | <0.001 | <0.001 | | | |
| 1/22/2018 | | | | <0.001 | | | | | |
| 1/23/2018 | | | | | | | <0.001 | <0.001 | <0.001 |
| 6/19/2018 | <0.001 | <0.001 | | <0.001 | <0.001 | <0.001 | | | |
| 6/20/2018 | | | <0.001 | | | | | | |
| 6/25/2018 | | | | | | | <0.001 | 0.00011 (J) | <0.001 |
| 1/17/2019 | 6.6E-05 (J) | <0.001 | | <0.001 | | | | | |
| 1/18/2019 | | | <0.001 | | | <0.001 | | | |
| 1/21/2019 | | | | | <0.001 | | | | <0.001 |
| 1/30/2019 | | | | | | | <0.001 | <0.001 | |
| 6/24/2019 | 0.0002 (J) | <0.001 | | <0.001 | | | | | |
| 6/25/2019 | | | <0.001 | | <0.001 | <0.001 | | | <0.001 |
| 6/26/2019 | | | | | | | <0.001 | <0.001 | |
| 9/9/2019 | 0.00015 (J) | | | | | | | | |
| 9/10/2019 | | <0.001 | | <0.001 | <0.001 | <0.001 | | | <0.001 |
| 9/11/2019 | | | <0.001 | | | | | | |
| 9/12/2019 | | | | | | | <0.001 | 0.00017 (J) | |
| 3/10/2020 | 0.00029 (J) | 0.00018 (J) | <0.001 | <0.001 | <0.001 | <0.001 | | | |

ND substitution: RL or RL/2 if <15% NDs.

# Time Series

Constituent: Thallium (mg/L) Analysis Run 3/31/2026 4:41 AM

Plant Wansley Client: Southern Company Data: Wansley Landfill

| | GWA-1 (bg) | GWA-2 (bg) | GWA-3 (bg) | GWA-4 (bg) | GWA-28 (bg) | GWA-29 (bg) | GWC-5 | GWC-6 | GWC-7 |
|---|---|---|---|---|---|---|---|---|---|
| 3/12/2020 | | | | | | | | | <0.001 |
| 3/16/2020 | | | | | | | <0.001 | 0.00015 (J) | |
| 9/9/2020 | <0.001 | | <0.001 | <0.001 | <0.001 | <0.001 | <0.001 | | |
| 9/10/2020 | | <0.001 | | | | | | | |
| 9/11/2020 | | | | | | | | 0.00025 (J) | |
| 9/14/2020 | | | | | | | | | <0.001 |
| 3/15/2021 | <0.001 | <0.001 | <0.001 | <0.001 | <0.001 | <0.001 | | | |
| 3/16/2021 | | | | | | | | | <0.001 |
| 3/17/2021 | | | | | | | <0.001 | <0.001 | |
| 8/16/2021 | <0.001 | | | | <0.001 | | | | |
| 8/18/2021 | | <0.001 | <0.001 | <0.001 | | <0.001 | | <0.001 | |
| 8/19/2021 | | | | | | | <0.001 | | <0.001 |
| 2/28/2022 | <0.001 | | | | | | | | |
| 3/1/2022 | | <0.001 | <0.001 | <0.001 | <0.001 | | | | |
| 3/2/2022 | | | | | | <0.001 | <0.001 | <0.001 | <0.001 |
| 8/9/2022 | <0.001 | <0.001 | <0.001 | <0.001 | <0.001 | <0.001 | | | |
| 8/11/2022 | | | | | | | <0.001 | <0.001 | <0.001 |
| 2/13/2023 | | | | | | <0.001 | | | |
| 2/14/2023 | <0.001 | <0.001 | <0.001 | <0.001 | <0.001 | | | | |
| 2/20/2023 | | | | | | | <0.001 | <0.001 | |
| 2/21/2023 | | | | | | | | | <0.001 |
| 8/8/2023 | | | <0.001 | | | <0.001 | | | |
| 8/9/2023 | <0.001 | <0.001 | | <0.001 | <0.001 | | | | <0.001 |
| 8/14/2023 | | | | | | | <0.001 | <0.001 | |
| 2/13/2024 | <0.001 | | | | | | | | |
| 2/14/2024 | | <0.001 | | <0.001 | <0.001 | <0.001 | <0.001 | <0.001 | |
| 2/21/2024 | | | | | | | | | <0.001 |
| 7/29/2024 | | | | <0.001 | <0.001 | | | | |
| 7/30/2024 | <0.001 | <0.001 | | | | <0.001 | | | |
| 7/31/2024 | | | <0.001 | | | | <0.001 | | |
| 8/1/2024 | | | | | | | | <0.001 | <0.001 |
| 2/10/2025 | | | | <0.001 | <0.001 | | | | |
| 2/11/2025 | <0.001 | <0.001 | | | | <0.001 | | | |
| 2/13/2025 | | | | | | | | | <0.001 |
| 2/14/2025 | | | | | | | <0.001 | | |
| 2/18/2025 | | | | | | | | <0.001 | |
| 8/12/2025 | <0.001 | <0.001 | | <0.001 | <0.001 | <0.001 | | | |
| 8/13/2025 | | | <0.001 | | | | | | |
| 8/15/2025 | | | | | | | | <0.001 | |
| 8/18/2025 | | | | | | | <0.001 | | 0.00029 (J) |
| 1/20/2026 | <0.001 | 0.00072 (J) | | <0.001 | <0.001 | 0.00021 (J) | | <0.001 | |
| 1/21/2026 | | | <0.001 | | | | <0.001 | | |
| 1/22/2026 | | | | | | | | | <0.001 |

ND substitution: RL or RL/2 if <15% NDs.

# Time Series

Constituent: Thallium (mg/L) Analysis Run 3/31/2026 4:41 AM

Plant Wansley Client: Southern Company Data: Wansley Landfill

| | GWC-8 | GWC-9 | GWC-10 | GWC-11 | GWC-12 | GWC-13 | GWC-14 | GWC-15 | GWC-16 |
|---|---|---|---|---|---|---|---|---|---|
| 8/30/2011 | | | | | | | | | <0.001 |
| 9/7/2011 | <0.001 | <0.001 | | | | | | | |
| 9/13/2011 | | | | <0.001 | <0.001 | <0.001 | <0.001 | | |
| 9/16/2011 | | | | | | | | <0.001 | |
| 10/26/2011 | | | | | | | | | <0.001 |
| 10/27/2011 | | | | | | | <0.001 | <0.001 | |
| 10/28/2011 | | | | <0.001 | <0.001 | <0.001 | | | |
| 10/30/2011 | <0.001 | <0.001 | | | | | | | |
| 12/3/2011 | | | | | | | <0.001 | <0.001 | <0.001 |
| 12/4/2011 | | <0.001 | | <0.001 | <0.001 | <0.001 | | | |
| 12/5/2011 | <0.001 | | | | | | | | |
| 1/19/2012 | <0.001 | <0.001 | | | | | | | |
| 1/24/2012 | | | | | <0.001 | <0.001 | <0.001 | | |
| 1/25/2012 | | | | | | | | | <0.001 |
| 2/9/2012 | | | | <0.001 | | | | <0.001 | |
| 7/11/2012 | | | | | <0.001 | <0.001 | <0.001 | <0.001 | <0.001 |
| 7/18/2012 | <0.001 | <0.001 | | <0.001 | | | | | |
| 1/7/2013 | <0.001 | | | | | | | | |
| 1/8/2013 | | <0.001 | | <0.001 | <0.001 | <0.001 | <0.001 | <0.001 | <0.001 |
| 7/2/2013 | | | | | | | | <0.001 | <0.001 |
| 7/9/2013 | <0.001 | <0.001 | | <0.001 | | | | | |
| 7/10/2013 | | | | | <0.001 | <0.001 | <0.001 | | |
| 1/14/2014 | <0.001 | <0.001 | | | | | | | <0.001 |
| 1/15/2014 | | | | <0.001 | | | | | |
| 1/21/2014 | | | | | <0.001 | <0.001 | 0.0002 (J) | <0.001 | |
| 6/24/2014 | <0.001 | <0.001 | | | | | | <0.001 | |
| 6/25/2014 | | | | <0.001 | | | | | <0.001 |
| 7/1/2014 | | | | | <0.001 | <0.001 | 0.0001 (J) | | |
| 1/13/2015 | | | | | | | | | <0.001 |
| 1/14/2015 | | | | | | | 0.0002 (J) | <0.001 | |
| 7/22/2015 | | | | | | | 0.0003 (JO) | <0.001 | <0.001 |
| 1/25/2016 | | | <0.001 | | | | | | |
| 1/26/2016 | <0.001 | 7.3E-05 (J) | | <0.001 | <0.001 | | | | |
| 1/27/2016 | | | | | | <0.001 | 0.000616 (J) | <0.001 | <0.001 |
| 3/29/2016 | <0.001 | <0.001 | | <0.001 | <0.001 | <0.001 | | | |
| 3/30/2016 | | | <0.001 | | | | 0.000411 (J) | <0.001 | <0.001 |
| 5/24/2016 | <0.001 | <0.001 | | | | | | | |
| 5/25/2016 | | | <0.001 | <0.001 | <0.001 | <0.001 | 0.000445 (J) | <0.001 | <0.001 |
| 7/22/2016 | | | | | <0.001 | | | | |
| 7/25/2016 | | <0.001 | | <0.001 | | | | | |
| 7/26/2016 | <0.001 | | | | | <0.001 | 0.0013 | <0.001 | |
| 7/27/2016 | | | <0.001 | | | | | | <0.001 |
| 9/15/2016 | | | | | <0.001 | <0.001 | 0.00033 (J) | | |
| 9/16/2016 | | | <0.001 | | | | | | <0.001 |
| 9/19/2016 | <0.001 | 0.00026 (J) | | <0.001 | | | | | |
| 9/20/2016 | | | | | | | | <0.001 | |
| 11/16/2016 | 9E-05 (J) | 0.00015 (J) | | <0.001 | <0.001 | | | | |
| 11/17/2016 | | | <0.001 | | | <0.001 | 0.00041 (J) | <0.001 | <0.001 |
| 1/26/2017 | 0.00012 (J) | | | | | | | | |
| 1/31/2017 | | <0.001 | | <0.001 | <0.001 | <0.001 | | | |
| 2/1/2017 | | | <0.001 | | | | 0.00041 (J) | <0.001 | <0.001 |
| 3/23/2017 | <0.001 | <0.001 | | <0.001 | <0.001 | <0.001 | 0.0004 (J) | <0.001 | |

ND substitution: RL or RL/2 if <15% NDs.

# Time Series

Constituent: Thallium (mg/L) Analysis Run 3/31/2026 4:41 AM

Plant Wansley Client: Southern Company Data: Wansley Landfill

| | GWC-8 | GWC-9 | GWC-10 | GWC-11 | GWC-12 | GWC-13 | GWC-14 | GWC-15 | GWC-16 |
|---|---|---|---|---|---|---|---|---|---|
| 3/24/2017 | | | <0.001 | | | | | | <0.001 |
| 5/2/2017 | | <0.001 | | <0.001 | | | | | |
| 5/3/2017 | 0.00016 (J) | | <0.001 | | <0.001 | <0.001 | 0.00058 | <0.001 | <0.001 |
| 8/4/2017 | | | | | | <0.001 | | <0.001 | |
| 8/7/2017 | 0.0001 (J) | <0.001 | | <0.001 | <0.001 | | 0.00046 (J) | | <0.001 |
| 8/8/2017 | | | <0.001 | | | | | | |
| 1/24/2018 | <0.001 | <0.001 | | <0.001 | <0.001 | | | | |
| 1/25/2018 | | | <0.001 | | | <0.001 | 0.00049 (J) | <0.001 | <0.001 |
| 6/20/2018 | | | | <0.001 | | <0.001 | 0.00038 (J) | <0.001 | <0.001 |
| 6/21/2018 | <0.001 | <0.001 | <0.001 | | | | | | |
| 6/26/2018 | | | | | <0.001 | | | | |
| 1/22/2019 | <0.001 | <0.001 | | | | <0.001 | 0.00047 (J) | <0.001 | |
| 1/24/2019 | | | | <0.001 | | | | | |
| 1/25/2019 | | | | | <0.001 | | | | <0.001 |
| 1/31/2019 | | | <0.001 | | | | | | |
| 6/25/2019 | <0.001 | <0.001 | | | | <0.001 | 0.00046 (J) | <0.001 | <0.001 |
| 6/26/2019 | | | <0.001 | <0.001 | <0.001 | | | | |
| 9/10/2019 | <0.001 | | | | | | | | |
| 9/11/2019 | | | | | <0.001 | | | | <0.001 |
| 9/12/2019 | | | | | | <0.001 | 0.00047 (J) | | |
| 9/16/2019 | | <0.001 | | <0.001 | | | | | |
| 9/17/2019 | | | <0.001 | | | | | <0.001 | |
| 3/12/2020 | 0.00064 (J) | | | | | <0.001 | | | |
| 3/16/2020 | | 0.00044 (J) | | 0.00067 (J) | | | | 0.00025 (J) | |
| 3/17/2020 | | | <0.001 | | | | 0.00055 (J) | | <0.001 |
| 3/18/2020 | | | | | 0.00037 (J) | | | | |
| 9/10/2020 | | | <0.001 | <0.001 | <0.001 | 0.00022 (J) | 0.00053 (J) | 0.00034 (J) | |
| 9/11/2020 | | 0.00017 (J) | | | | | | | <0.001 |
| 9/14/2020 | <0.001 | | | | | | | | |
| 3/16/2021 | <0.001 | 0.00017 (J) | | | <0.001 | | | | |
| 3/17/2021 | | | | <0.001 | | <0.001 | 0.00043 (J) | | <0.001 |
| 3/18/2021 | | | <0.001 | | | | | <0.001 | |
| 8/19/2021 | | | | | 0.00032 (J) | | | | |
| 8/20/2021 | 0.00028 (J) | | <0.001 | | | | | | <0.001 |
| 8/23/2021 | | | | <0.001 | | <0.001 | 0.00055 (J) | | |
| 8/24/2021 | | | | | | | | <0.001 | |
| 8/25/2021 | | <0.001 | | | | | | | |
| 3/2/2022 | <0.001 | | | | | | | | |
| 3/7/2022 | | | | <0.001 | <0.001 | | <0.001 | <0.001 | |
| 3/8/2022 | | | <0.001 | | | <0.001 | | | <0.001 |
| 3/9/2022 | | <0.001 | | | | | | | |
| 8/11/2022 | <0.001 | | | | | | | | |
| 8/15/2022 | | | | <0.001 | | <0.001 | | | |
| 8/16/2022 | | 0.00026 (J) | <0.001 | | <0.001 | | 0.00039 (J) | <0.001 | <0.001 |
| 2/15/2023 | <0.001 | <0.001 | <0.001 | | <0.001 | | | | |
| 2/17/2023 | | | | | | | 0.00044 (J) | | |
| 2/20/2023 | | | | | | | | | <0.001 |
| 2/21/2023 | | | | <0.001 | | <0.001 | | <0.001 | |
| 8/9/2023 | <0.001 | <0.001 | | | | | | | |
| 8/10/2023 | | | <0.001 | | | | | | |
| 8/14/2023 | | | | <0.001 | <0.001 | | 0.00079 (J) | <0.001 | <0.001 |
| 8/16/2023 | | | | | | <0.001 | | | |

ND substitution: RL or RL/2 if <15% NDs.

# Time Series

Constituent: Thallium (mg/L) Analysis Run 3/31/2026 4:41 AM

Plant Wansley Client: Southern Company Data: Wansley Landfill

| | GWC-8 | GWC-9 | GWC-10 | GWC-11 | GWC-12 | GWC-13 | GWC-14 | GWC-15 | GWC-16 |
|---|---|---|---|---|---|---|---|---|---|
| 2/14/2024 | | | | <0.001 | | | | | |
| 2/19/2024 | | <0.001 | | | | <0.001 | 0.00058 (J) | | |
| 2/20/2024 | | | <0.001 | | <0.001 | | | | |
| 2/21/2024 | <0.001 | | | | | | | <0.001 | <0.001 |
| 7/30/2024 | <0.001 | | | | | | | | |
| 7/31/2024 | | 0.00046 (J) | <0.001 | | | | | | |
| 8/5/2024 | | | | | | <0.001 | | | <0.001 |
| 8/6/2024 | | | | <0.001 | <0.001 | | 0.00047 (J) | <0.001 | |
| 2/11/2025 | | | | | | | | | <0.001 |
| 2/13/2025 | <0.001 | | | | | | | | |
| 2/17/2025 | | | | | <0.001 | | 0.00055 (J) | | |
| 2/18/2025 | | <0.001 | | <0.001 | | <0.001 | | <0.001 | |
| 2/19/2025 | | | <0.001 | | | | | | |
| 8/13/2025 | <0.001 | 0.00096 (J) | | | | | | | |
| 8/15/2025 | | | | | | | | | <0.001 |
| 8/18/2025 | | | | <0.001 | <0.001 | | | <0.001 | |
| 8/19/2025 | | | <0.001 | | | <0.001 | 0.00053 (J) | | |
| 1/20/2026 | | | | | | | 0.00054 (J) | | |
| 1/21/2026 | | | <0.001 | <0.001 | <0.001 | <0.001 | | <0.001 | <0.001 |
| 1/22/2026 | <0.001 | <0.001 | | | | | | | |

ND substitution: RL or RL/2 if <15% NDs.

# Time Series

Constituent: Thallium (mg/L) Analysis Run 3/31/2026 4:41 AM

Plant Wansley Client: Southern Company Data: Wansley Landfill

| | GWC-17 | GWC-18 | GWC-19 | GWC-20 | GWC-21 | GWC-22 | GWC-23 | GWC-24 | GWC-25 |
|---|---|---|---|---|---|---|---|---|---|
| 8/30/2011 | <0.001 | <0.001 | <0.001 | | | | | | |
| 8/31/2011 | | | | <0.001 | <0.001 | | | | |
| 9/15/2011 | | | | | | <0.001 | | | |
| 9/16/2011 | | | | | | | <0.001 | | |
| 9/17/2011 | | | | | | | | | <0.001 |
| 10/26/2011 | <0.001 | <0.001 | <0.001 | | | | | | |
| 10/27/2011 | <0.001 | | | <0.001 | <0.001 | | | | |
| 10/29/2011 | | | | | | <0.001 | <0.001 | | |
| 10/31/2011 | | | | | | | | | <0.001 |
| 12/3/2011 | <0.001 | <0.001 | <0.001 | | | | | | |
| 12/4/2011 | | | | <0.001 | <0.001 | | | | |
| 12/13/2011 | | | | | | <0.001 | <0.001 | | |
| 12/14/2011 | | | | | | | | | <0.001 |
| 1/25/2012 | <0.001 | | | | | <0.001 | | | |
| 1/31/2012 | | | | | | | <0.001 | | |
| 2/7/2012 | | | | | | | | | <0.001 |
| 2/8/2012 | | | <0.001 | <0.001 | <0.001 | | | | |
| 2/9/2012 | | <0.001 | | | | | | | |
| 7/11/2012 | <0.001 | <0.001 | <0.001 | <0.001 | | | | | |
| 7/17/2012 | | | | | <0.001 | | | | <0.001 |
| 7/18/2012 | | | | | | <0.001 | <0.001 | | |
| 1/8/2013 | <0.001 | <0.001 | <0.001 | <0.001 | | | | | |
| 1/9/2013 | | | | | <0.001 | | | | |
| 1/22/2013 | | | | | | <0.001 | <0.001 | | |
| 7/16/2013 | <0.001 | <0.001 | <0.001 | <0.001 | <0.001 | <0.001 | | | |
| 7/23/2013 | | | | | | | <0.001 | | |
| 7/24/2013 | | | | | | | | | <0.001 |
| 1/14/2014 | <0.001 | <0.001 | | | | | | | |
| 1/21/2014 | | | 0.0001 (J) | <0.001 | <0.001 | <0.001 | | | |
| 1/22/2014 | | | | | | | <0.001 | | |
| 1/23/2014 | | | | | | | | | <0.001 |
| 6/24/2014 | | <0.001 | <0.001 | <0.001 | <0.001 | | | | |
| 6/25/2014 | <0.001 | | | | | <0.001 | | | |
| 7/1/2014 | | | | | | | <0.001 | | |
| 7/8/2014 | | | | | | | | <0.001 | <0.001 |
| 1/13/2015 | | <0.001 | <0.001 | <0.001 | <0.001 | | | | |
| 1/14/2015 | <0.001 | | | | | <0.001 | | | |
| 7/23/2015 | | <0.001 | <0.001 | <0.001 | <0.001 | <0.001 | | | |
| 1/20/2016 | | | | | | | | <0.001 | |
| 1/21/2016 | | | | | | | <0.001 | | <0.001 |
| 1/26/2016 | | | | | <0.001 | <0.001 | | | |
| 1/27/2016 | <0.001 | <0.001 | <0.001 | <0.001 | | | | | |
| 3/28/2016 | | | | | | | | | <0.001 |
| 3/29/2016 | | | | | | | <0.001 | | |
| 3/30/2016 | <0.001 | <0.001 | <0.001 | <0.001 | <0.001 | | | <0.001 | |
| 3/31/2016 | | | | | | <0.001 | | | |
| 5/25/2016 | <0.001 | | | | | | <0.001 | <0.001 | <0.001 |
| 5/26/2016 | | <0.001 | <0.001 | <0.001 | <0.001 | <0.001 | | | |
| 7/25/2016 | | <0.001 | <0.001 | <0.001 | | | | | |
| 7/26/2016 | | | | | <0.001 | <0.001 | | | |
| 7/27/2016 | <0.001 | | | | | | <0.001 | <0.001 | <0.001 |
| 9/16/2016 | | | | | | | | <0.001 | |

ND substitution: RL or RL/2 if <15% NDs.

# Time Series

Constituent: Thallium (mg/L) Analysis Run 3/31/2026 4:41 AM

Plant Wansley Client: Southern Company Data: Wansley Landfill

| | GWC-17 | GWC-18 | GWC-19 | GWC-20 | GWC-21 | GWC-22 | GWC-23 | GWC-24 | GWC-25 |
|---|---|---|---|---|---|---|---|---|---|
| 9/19/2016 | <0.001 | <0.001 | <0.001 | | | | | | <0.001 |
| 9/20/2016 | | | | <0.001 | <0.001 | <0.001 | <0.001 | | |
| 11/15/2016 | | | | | | | | | <0.001 |
| 11/17/2016 | <0.001 | <0.001 | <0.001 | <0.001 | <0.001 | <0.001 | | | |
| 11/18/2016 | | | | | | | <0.001 | <0.001 | |
| 1/24/2017 | | | | | | | | | <0.001 |
| 2/1/2017 | <0.001 | <0.001 | | | | | | | |
| 2/2/2017 | | | <0.001 | <0.001 | <0.001 | | | | |
| 2/3/2017 | | | | | | <0.001 | <0.001 | <0.001 | |
| 3/23/2017 | | | | | | | | | <0.001 |
| 3/24/2017 | <0.001 | <0.001 | <0.001 | | | | | | |
| 3/28/2017 | | | | <0.001 | <0.001 | <0.001 | <0.001 | | |
| 3/29/2017 | | | | | | | | <0.001 | |
| 5/2/2017 | | | | | | | | | <0.001 |
| 5/3/2017 | <0.001 | <0.001 | <0.001 | | | <0.001 | | | |
| 5/4/2017 | | | | <0.001 | <0.001 | | <0.001 | <0.001 | |
| 8/3/2017 | | | | | | | | | <0.001 |
| 8/7/2017 | <0.001 | <0.001 | <0.001 | <0.001 | <0.001 | | | | |
| 8/8/2017 | | | | | | <0.001 | <0.001 | <0.001 | |
| 1/25/2018 | <0.001 | <0.001 | <0.001 | | | <0.001 | <0.001 | <0.001 | <0.001 |
| 1/26/2018 | | | | <0.001 | <0.001 | | | | |
| 6/20/2018 | | | | | <0.001 | <0.001 | <0.001 | | |
| 6/21/2018 | | <0.001 | <0.001 | <0.001 | | | | | |
| 6/26/2018 | <0.001 | | | | | | | | |
| 6/27/2018 | | | | | | | | <0.001 | <0.001 |
| 1/24/2019 | <0.001 | | | | <0.001 | <0.001 | | | <0.001 |
| 1/25/2019 | | | | | | | <0.001 | | |
| 1/28/2019 | | <0.001 | <0.001 | <0.001 | | | | | |
| 1/31/2019 | | | | | | | | <0.001 | |
| 6/25/2019 | <0.001 | | | <0.001 | <0.001 | <0.001 | | | <0.001 |
| 6/26/2019 | | | <0.001 | | | | <0.001 | <0.001 | |
| 6/27/2019 | | <0.001 | | | | | | | |
| 9/10/2019 | | | | | | <0.001 | | | |
| 9/11/2019 | <0.001 | <0.001 | | <0.001 | 0.00026 (J) | | | 0.00023 (J) | 0.00028 (J) |
| 9/12/2019 | | | <0.001 | | | | <0.001 | | |
| 3/12/2020 | | | | | | | | <0.001 | <0.001 |
| 3/17/2020 | <0.001 | <0.001 | | | | | | | |
| 3/18/2020 | | | <0.001 | <0.001 | <0.001 | 0.00066 (J) | 0.00024 (J) | | |
| 9/10/2020 | | | | | | <0.001 | <0.001 | | |
| 9/14/2020 | <0.001 | <0.001 | | | | | | | <0.001 |
| 9/15/2020 | | | <0.001 | <0.001 | <0.001 | | | <0.001 | |
| 3/15/2021 | | | | | | 0.00052 (J) | | | |
| 3/16/2021 | <0.001 | <0.001 | | 0.00035 (J) | 0.00034 (J) | | | | |
| 3/17/2021 | | | 0.00033 (J) | | | | | | 0.00015 (J) |
| 3/18/2021 | | | | | | | 0.00051 (J) | 0.00025 (J) | |
| 8/19/2021 | | | | | 0.00052 (J) | 0.00025 (J) | | <0.001 | <0.001 |
| 8/20/2021 | <0.001 | | | | | | | | |
| 8/23/2021 | | | | | | | <0.001 | | |
| 8/24/2021 | | <0.001 | <0.001 | <0.001 | | | | | |
| 3/7/2022 | | | | <0.001 | <0.001 | | | | |
| 3/8/2022 | <0.001 | <0.001 | <0.001 | | | <0.001 | | | <0.001 |
| 3/9/2022 | | | | | | | <0.001 | | |

ND substitution: RL or RL/2 if <15% NDs.

# Time Series

Constituent: Thallium (mg/L) Analysis Run 3/31/2026 4:41 AM

Plant Wansley Client: Southern Company Data: Wansley Landfill

| | GWC-17 | GWC-18 | GWC-19 | GWC-20 | GWC-21 | GWC-22 | GWC-23 | GWC-24 | GWC-25 |
|---|---|---|---|---|---|---|---|---|---|
| 3/10/2022 | | | | | | | | <0.001 | |
| 8/10/2022 | | | | | | | | | <0.001 |
| 8/11/2022 | <0.001 | <0.001 | <0.001 | | | | | | |
| 8/16/2022 | | | | <0.001 | <0.001 | | <0.001 | | |
| 8/17/2022 | | | | | | <0.001 | | | |
| 8/18/2022 | | | | | | | | <0.001 | |
| 2/14/2023 | | | | | | <0.001 | | | |
| 2/16/2023 | | | | | | | | <0.001 | |
| 2/20/2023 | <0.001 | <0.001 | | | | | | | |
| 2/21/2023 | | | <0.001 | | <0.001 | | <0.001 | | <0.001 |
| 2/22/2023 | | | | <0.001 | | | | | |
| 8/9/2023 | | <0.001 | <0.001 | <0.001 | <0.001 | | | | |
| 8/10/2023 | <0.001 | | | | | | | | |
| 8/14/2023 | | | | | | <0.001 | | | |
| 8/15/2023 | | | | | | | <0.001 | | <0.001 |
| 8/16/2023 | | | | | | | | <0.001 | |
| 2/14/2024 | | | | | | <0.001 | | | |
| 2/19/2024 | | | | | <0.001 | | <0.001 | | |
| 2/20/2024 | <0.001 | | | <0.001 | | | | | |
| 2/21/2024 | | <0.001 | <0.001 | | | | | | <0.001 |
| 2/22/2024 | | | | | | | | <0.001 | |
| 7/30/2024 | | | | | <0.001 | | <0.001 | | |
| 8/1/2024 | | | | | | | | | <0.001 |
| 8/2/2024 | | | | <0.001 | | | | | |
| 8/6/2024 | | | <0.001 | | | <0.001 | | <0.001 | |
| 8/7/2024 | <0.001 | <0.001 | | | | | | | |
| 2/11/2025 | | | | | <0.001 | <0.001 | <0.001 | | |
| 2/13/2025 | <0.001 | <0.001 | | | | | | | |
| 2/14/2025 | | | <0.001 | <0.001 | | | | <0.001 | <0.001 |
| 8/12/2025 | | | | <0.001 | <0.001 | <0.001 | <0.001 | | |
| 8/13/2025 | <0.001 | <0.001 | <0.001 | | | | | | <0.001 |
| 8/14/2025 | | | | | | | | <0.001 | |
| 1/20/2026 | | | | | <0.001 | <0.001 | | | |
| 1/21/2026 | <0.001 | <0.001 | <0.001 | <0.001 | | | | <0.001 | <0.001 |
| 1/22/2026 | | | | | | | <0.001 | | |

ND substitution: RL or RL/2 if <15% NDs.

# Time Series

Constituent: Thallium (mg/L) Analysis Run 3/31/2026 4:41 AM

Plant Wansley Client: Southern Company Data: Wansley Landfill

| | GWC-26 | GWC-27 | GWC-30 | GWC-31 | GWC-32 | GWC-33 | GWC-34 | GWC-35 |
|---|---|---|---|---|---|---|---|---|
| 9/15/2011 | | | <0.001 | | <0.001 | | | |
| 9/16/2011 | | | | | | <0.001 | <0.001 | <0.001 |
| 9/17/2011 | <0.001 | <0.001 | | <0.001 | | | | |
| 10/28/2011 | | | <0.001 | | | | | |
| 10/29/2011 | <0.001 | <0.001 | | | | | | |
| 10/30/2011 | | | | | | <0.001 | | |
| 10/31/2011 | | | | <0.001 | <0.001 | | <0.001 | <0.001 |
| 12/12/2011 | | | | | | <0.001 | <0.001 | <0.001 |
| 12/13/2011 | | | <0.001 | | <0.001 | <0.001 | | |
| 12/14/2011 | <0.001 | <0.001 | | | | | | |
| 1/25/2012 | | <0.001 | | | | | | |
| 2/1/2012 | | | | | <0.001 | <0.001 | <0.001 | <0.001 |
| 2/7/2012 | <0.001 | | | <0.001 | | | | |
| 2/8/2012 | | | <0.001 | | | | | |
| 7/16/2012 | | | | | | | <0.001 | <0.001 |
| 7/17/2012 | <0.001 | <0.001 | | | <0.001 | <0.001 | | |
| 7/18/2012 | | | <0.001 | | | | | |
| 1/22/2013 | | | | | | | <0.001 | <0.001 |
| 1/23/2013 | | | | <0.001 | <0.001 | <0.001 | | |
| 1/24/2013 | <0.001 | <0.001 | <0.001 | | | | | |
| 7/2/2013 | | | | | | | | <0.001 |
| 7/17/2013 | | | | | | <0.001 | <0.001 | |
| 7/24/2013 | <0.001 | <0.001 | <0.001 | | <0.001 | | | |
| 1/21/2014 | | | | | | | | <0.001 |
| 1/23/2014 | <0.001 | 0.0001 (J) | <0.001 | <0.001 | <0.001 | 0.0002 (J) | <0.001 | |
| 6/25/2014 | | | | | | | <0.001 | 0.0001 (J) |
| 7/1/2014 | | | <0.001 | <0.001 | <0.001 | | | |
| 7/8/2014 | <0.001 | 0.0001 (J) | | | | | | |
| 1/14/2015 | | | | | | | <0.001 | <0.001 |
| 1/19/2016 | | | <0.001 | | | | | |
| 1/21/2016 | | | | | | | <0.001 | <0.001 |
| 1/22/2016 | | 0.000193 (J) | | | | | | |
| 1/25/2016 | <0.001 | | | <0.001 | <0.001 | 0.000227 (J) | | |
| 3/23/2016 | | <0.001 | <0.001 | | <0.001 | <0.001 | | |
| 3/24/2016 | <0.001 | | | | | | <0.001 | <0.001 |
| 3/30/2016 | | | | <0.001 | | | | |
| 5/20/2016 | | | <0.001 | | | | | |
| 5/23/2016 | | | | | | | <0.001 | <0.001 |
| 5/24/2016 | | <0.001 | | | <0.001 | 0.000242 (J) | | |
| 5/25/2016 | <0.001 | | | <0.001 | | | | |
| 7/21/2016 | | | <0.001 | | | | <0.001 | <0.001 |
| 7/22/2016 | | | | | <0.001 | 0.00022 (J) | | |
| 7/26/2016 | <0.001 | 0.00017 (J) | | | | | | |
| 7/27/2016 | | | | <0.001 | | | | |
| 9/15/2016 | | | | | | | <0.001 | <0.001 |
| 9/16/2016 | | | | | <0.001 | 0.00021 (J) | | |
| 9/19/2016 | <0.001 | 0.00016 (J) | | | | | | |
| 9/20/2016 | | | <0.001 | | | | | |
| 11/11/2016 | | <0.001 | | | | | | |
| 11/14/2016 | <0.001 | | <0.001 | | | | | |
| 11/15/2016 | | | | | <0.001 | | <0.001 | <0.001 |
| 11/17/2016 | | | | | | 0.00017 (J) | | |

ND substitution: RL or RL/2 if <15% NDs.

# Time Series

Constituent: Thallium (mg/L) Analysis Run 3/31/2026 4:41 AM

Plant Wansley Client: Southern Company Data: Wansley Landfill

| | GWC-26 | GWC-27 | GWC-30 | GWC-31 | GWC-32 | GWC-33 | GWC-34 | GWC-35 |
|---|---|---|---|---|---|---|---|---|
| 1/19/2017 | <0.001 | | | | | | | |
| 1/20/2017 | | 0.00016 (J) | | | | | | |
| 1/24/2017 | | | <0.001 | | | | | |
| 1/25/2017 | | | | <0.001 | | <0.001 | <0.001 | |
| 1/26/2017 | | | | | <0.001 | | | <0.001 |
| 3/16/2017 | <0.001 | 0.00017 (J) | | | | | | |
| 3/17/2017 | | | <0.001 | | | | | |
| 3/22/2017 | | | | | | | <0.001 | <0.001 |
| 3/23/2017 | | | | <0.001 | | 0.00017 (J) | | |
| 3/24/2017 | | | | | <0.001 | | | |
| 4/28/2017 | | 0.00018 (J) | | | | | | |
| 5/1/2017 | <0.001 | | <0.001 | | | 0.00018 (J) | <0.001 | |
| 5/2/2017 | | | | <0.001 | <0.001 | | | <0.001 |
| 7/19/2017 | | | | <0.001 | | | | |
| 8/3/2017 | <0.001 | 0.00016 (J) | | | <0.001 | | <0.001 | <0.001 |
| 8/4/2017 | | | <0.001 | <0.001 | | 0.00016 (J) | | |
| 1/19/2018 | | 0.00016 (J) | | | | | | |
| 1/22/2018 | <0.001 | | | | | | | |
| 1/23/2018 | | | | <0.001 | <0.001 | 0.00012 (J) | <0.001 | <0.001 |
| 1/24/2018 | | | <0.001 | | | | | |
| 6/19/2018 | | | | | | | | <0.001 |
| 6/20/2018 | | | | | | | <0.001 | |
| 6/21/2018 | | | <0.001 | | | | | |
| 6/26/2018 | | | | | <0.001 | 0.00013 (J) | | |
| 6/27/2018 | <0.001 | 0.00015 (J) | | <0.001 | | | | |
| 1/21/2019 | | | | | | | | <0.001 |
| 1/24/2019 | <0.001 | 0.0002 (J) | | | | | | |
| 1/28/2019 | | | | | | | <0.001 | |
| 1/30/2019 | | | <0.001 | | <0.001 | <0.001 | | |
| 1/31/2019 | | | | <0.001 | | | | |
| 6/25/2019 | <0.001 | | | | | | | |
| 6/26/2019 | | 0.00019 (J) | | <0.001 | | 0.0002 (J) | 0.00014 (J) | 0.00019 (J) |
| 6/27/2019 | | | <0.001 | | <0.001 | | | |
| 9/10/2019 | | | <0.001 | | | | | |
| 9/11/2019 | | | | <0.001 | | | <0.001 | |
| 9/12/2019 | <0.001 | 0.00021 (J) | | | <0.001 | <0.001 | | <0.001 |
| 3/11/2020 | | | <0.001 | | | | <0.001 | <0.001 |
| 3/12/2020 | | 0.0002 (J) | | | | 0.00035 (J) | | |
| 3/13/2020 | <0.001 | | | | | | | |
| 3/17/2020 | | | | 0.00017 (J) | | | | |
| 3/18/2020 | | | | | <0.001 | | | |
| 9/9/2020 | | 0.00017 (J) | | | | | | |
| 9/10/2020 | | | 0.00021 (J) | | | | | |
| 9/11/2020 | | | | <0.001 | | | <0.001 | 0.0004 (J) |
| 9/15/2020 | <0.001 | | | | <0.001 | | | |
| 9/16/2020 | | | | | | <0.001 | | |
| 3/16/2021 | | | | <0.001 | | | <0.001 | <0.001 |
| 3/17/2021 | <0.001 | | | | <0.001 | | | |
| 3/18/2021 | | 0.00021 (J) | <0.001 | | | <0.001 | | |
| 8/18/2021 | | | | | | | | <0.001 |
| 8/19/2021 | <0.001 | | | | | | | |
| 8/23/2021 | | 0.00018 (J) | <0.001 | | | | | |

ND substitution: RL or RL/2 if <15% NDs.

# Time Series

Constituent: Thallium (mg/L) Analysis Run 3/31/2026 4:41 AM

Plant Wansley Client: Southern Company Data: Wansley Landfill

| | GWC-26 | GWC-27 | GWC-30 | GWC-31 | GWC-32 | GWC-33 | GWC-34 | GWC-35 |
|---|---|---|---|---|---|---|---|---|
| 8/24/2021 | | | | | <0.001 | 0.00032 (J) | <0.001 | |
| 8/25/2021 | | | | <0.001 | | | | |
| 3/2/2022 | | | <0.001 | | | | <0.001 | <0.001 |
| 3/8/2022 | | <0.001 | | | | | | |
| 3/9/2022 | <0.001 | | | | <0.001 | <0.001 | | |
| 3/10/2022 | | | | <0.001 | | | | |
| 8/10/2022 | <0.001 | <0.001 | <0.001 | | <0.001 | | <0.001 | |
| 8/15/2022 | | | | | | <0.001 | | <0.001 |
| 8/16/2022 | | | | <0.001 | | | | |
| 2/14/2023 | | | <0.001 | | | | | |
| 2/15/2023 | | | | | <0.001 | | | |
| 2/20/2023 | | <0.001 | | | | <0.001 | <0.001 | <0.001 |
| 2/21/2023 | <0.001 | | | | | | | |
| 2/22/2023 | | | | <0.001 | | | | |
| 8/15/2023 | | <0.001 | | | <0.001 | <0.001 | | |
| 8/16/2023 | <0.001 | | <0.001 | <0.001 | | | <0.001 | <0.001 |
| 2/20/2024 | <0.001 | <0.001 | | | <0.001 | <0.001 | | |
| 2/21/2024 | | | <0.001 | <0.001 | | | | |
| 2/22/2024 | | | | | | | <0.001 | <0.001 |
| 7/30/2024 | | <0.001 | | | | | | |
| 7/31/2024 | | | | | | <0.001 | | |
| 8/2/2024 | <0.001 | | | <0.001 | | | | |
| 8/5/2024 | | | <0.001 | | | | <0.001 | <0.001 |
| 8/6/2024 | | | | | <0.001 | | | |
| 2/11/2025 | | <0.001 | | | | | | |
| 2/13/2025 | <0.001 | | <0.001 | | | | <0.001 | |
| 2/18/2025 | | | | <0.001 | | | | <0.001 |
| 2/19/2025 | | | | | <0.001 | <0.001 | | |
| 8/13/2025 | <0.001 | <0.001 | | | | | | |
| 8/14/2025 | | | <0.001 | | <0.001 | | <0.001 | <0.001 |
| 8/15/2025 | | | | <0.001 | | | | |
| 8/19/2025 | | | | | | <0.001 | | |
| 1/21/2026 | | <0.001 | <0.001 | | <0.001 | | | |
| 1/22/2026 | <0.001 | | | | | <0.001 | <0.001 | <0.001 |
| 2/11/2026 | | | | <0.001 | | | | |

ND substitution: RL or RL/2 if <15% NDs.

# Time Series

Constituent: Vanadium (mg/L) Analysis Run 3/31/2026 4:41 AM

Plant Wansley Client: Southern Company Data: Wansley Landfill

| | GWA-1 (bg) | GWA-2 (bg) | GWA-3 (bg) | GWA-4 (bg) | GWA-28 (bg) | GWA-29 (bg) | GWC-5 | GWC-6 | GWC-7 |
|---|---|---|---|---|---|---|---|---|---|
| 8/31/2011 | | | <0.005 | <0.005 | | | <0.005 | <0.005 | |
| 9/7/2011 | | | | | | | | | <0.0025 |
| 9/16/2011 | <0.005 | | | | <0.005 | | | | |
| 9/17/2011 | | <0.005 | | | | <0.005 | | | |
| 10/27/2011 | <0.005 | <0.005 | | <0.005 | | | <0.005 | | |
| 10/28/2011 | | | | | <0.005 | <0.005 | | | |
| 10/30/2011 | | | | | | | | <0.005 | <0.0025 |
| 12/5/2011 | | | | | | | <0.005 | <0.005 | <0.0025 |
| 12/12/2011 | | | | | <0.005 | <0.005 | | | |
| 12/13/2011 | <0.005 | | | | | | | | |
| 12/14/2011 | | <0.005 | | <0.005 | | | | | |
| 1/25/2012 | | | | | <0.005 | | <0.005 | <0.005 | <0.0025 |
| 1/31/2012 | <0.005 | | | | | <0.005 | | | |
| 2/1/2012 | | | | <0.005 | | | | | |
| 2/7/2012 | | <0.005 | | | | | | | |
| 7/16/2012 | | | | | <0.005 | | | | |
| 7/17/2012 | | | | | | <0.005 | | | |
| 7/18/2012 | <0.005 | | | | | | <0.005 | | <0.0025 |
| 7/23/2012 | | <0.005 | | <0.005 | | | | | |
| 7/24/2012 | | | | | | | | <0.005 | |
| 1/7/2013 | | | | | | | | | <0.0025 |
| 1/8/2013 | | | | | | | | <0.005 | |
| 1/9/2013 | | | | | | | <0.005 | | |
| 1/23/2013 | | <0.005 | | <0.005 | | | | | |
| 1/24/2013 | <0.005 | | | | <0.005 | <0.005 | | | |
| 7/9/2013 | | | | | | | | <0.005 | <0.0025 |
| 7/17/2013 | <0.005 | | | <0.005 | | | <0.005 | | |
| 7/23/2013 | | | | | <0.005 | | | | |
| 7/24/2013 | | <0.005 | | | | <0.005 | | | |
| 1/14/2014 | | | | | | | | | <0.0025 |
| 1/15/2014 | | | | 0.0016 (J) | | | 0.0042 (J) | 0.002 (J) | |
| 1/21/2014 | <0.005 | | | | | | | | |
| 1/22/2014 | | <0.005 | | | 0.00072 (J) | <0.005 | | | |
| 6/24/2014 | | | | | | | | | 0.00087 (J) |
| 6/25/2014 | <0.005 | | <0.005 | 0.00084 (J) | | | 0.0022 (J) | <0.005 | |
| 7/1/2014 | | 0.0012 (J) | | | <0.005 | | | | |
| 7/8/2014 | | | | | | <0.005 | | | |
| 1/13/2015 | | | | | | | 0.004 (J) | | |
| 1/14/2015 | <0.005 | | | 0.0014 (J) | | | | | |
| 1/20/2015 | | | | | | | | <0.005 | 0.00094 (J) |
| 1/21/2015 | | | | | <0.005 | <0.005 | | | |
| 1/22/2015 | | 0.0013 (J) | | | | | | | |
| 7/21/2015 | <0.005 | | <0.005 | <0.005 | <0.005 | | | | |
| 7/22/2015 | | <0.005 | | | | <0.005 | | | |
| 7/24/2015 | | | | | | | 0.0021 (J) | <0.005 | |
| 7/27/2015 | | | | | | | | | <0.0025 |
| 1/19/2016 | | | | | | <0.005 | | | |
| 1/20/2016 | | <0.005 | | <0.005 | | | 0.0035 (J) | <0.005 | |
| 1/21/2016 | <0.005 | | | | | | | | |
| 1/22/2016 | | | | | <0.005 | | | | |
| 1/26/2016 | | | | | | | | | 0.0011 (J) |
| 7/21/2016 | <0.005 | | | 0.0035 | | <0.005 | 0.0032 | 0.0046 | |

ND substitution: RL or RL/2 if <15% NDs.

# Time Series

Constituent: Vanadium (mg/L) Analysis Run 3/31/2026 4:41 AM

Plant Wansley Client: Southern Company Data: Wansley Landfill

| | GWA-1 (bg) | GWA-2 (bg) | GWA-3 (bg) | GWA-4 (bg) | GWA-28 (bg) | GWA-29 (bg) | GWC-5 | GWC-6 | GWC-7 |
|---|---|---|---|---|---|---|---|---|---|
| 7/22/2016 | | | | | | | | | 0.0031 |
| 7/25/2016 | | | | | <0.005 | | | | |
| 7/26/2016 | | <0.005 | | | | | | | |
| 7/27/2016 | | | <0.005 | | | | | | |
| 1/17/2017 | | | | <0.005 | <0.005 | <0.005 | | | |
| 1/19/2017 | <0.005 | <0.005 | | | | | | | |
| 1/26/2017 | | | | | | | 0.0064 | 0.0064 | 0.0057 |
| 6/8/2017 | | | | | | | 0.0046 (D) | 0.00215 (JD) | 0.00225 (JD) |
| 8/1/2017 | | | <0.005 | | <0.005 | 0.0041 | | | |
| 8/2/2017 | | <0.005 | | <0.005 | | | | | |
| 8/3/2017 | <0.005 | | | | | | 0.0031 | <0.005 | |
| 8/4/2017 | | | | | | | | | <0.0025 |
| 1/19/2018 | <0.005 | <0.005 | | | <0.005 | <0.005 | | | |
| 1/22/2018 | | | | 0.002 (J) | | | | | |
| 1/23/2018 | | | | | | | 0.0062 | 0.0038 | 0.0042 |
| 6/19/2018 | <0.005 | 0.0024 (J) | | 0.0019 (J) | <0.005 | 0.0014 (J) | | | |
| 6/20/2018 | | | <0.005 | | | | | | |
| 6/25/2018 | | | | | | | 0.0021 (J) | <0.005 | 0.0035 |
| 1/17/2019 | 0.0012 | 0.0016 | | 0.0016 | | | | | |
| 1/18/2019 | | | 0.0019 | | | 0.0015 | | | |
| 1/21/2019 | | | | | 0.0012 | | | | 0.003 |
| 1/30/2019 | | | | | | | 0.0031 | 0.0015 | |
| 6/24/2019 | 0.0028 | 0.0018 | | 0.002 | | | | | |
| 6/25/2019 | | | 0.0028 | | 0.0025 | 0.0023 | | | 0.0035 |
| 6/26/2019 | | | | | | | 0.0033 | 0.0016 | |
| 9/9/2019 | <0.005 | | | | | | | | |
| 9/10/2019 | | 0.0011 | | <0.005 | 0.0012 | <0.005 | | | 0.0024 |
| 9/11/2019 | | | 0.0014 | | | | | | |
| 9/12/2019 | | | | | | | 0.0031 | <0.005 | |
| 3/10/2020 | <0.005 | <0.005 | <0.005 | <0.005 | <0.005 | <0.005 | | | |
| 3/12/2020 | | | | | | | | | 0.0019 |
| 3/16/2020 | | | | | | | 0.0028 | <0.005 | |
| 9/9/2020 | <0.005 | | 0.0018 | <0.005 | <0.005 | <0.005 | 0.0025 | | |
| 9/10/2020 | | <0.005 | | | | | | | |
| 9/11/2020 | | | | | | | | <0.005 | |
| 9/14/2020 | | | | | | | | | 0.0017 |
| 3/15/2021 | <0.005 | <0.005 | <0.005 | <0.005 | <0.005 | 0.0017 | | | |
| 3/16/2021 | | | | | | | | | 0.0025 |
| 3/17/2021 | | | | | | | 0.0025 | <0.005 | |
| 8/16/2021 | <0.005 | | | | 0.0011 | | | | |
| 8/18/2021 | | 0.0011 | 0.0015 | 0.0011 | | 0.0012 | | <0.005 | |
| 8/19/2021 | | | | | | | 0.0026 | | 0.002 |
| 2/28/2022 | <0.005 | | | | | | | | |
| 3/1/2022 | | <0.005 | 0.0012 | <0.005 | <0.005 | | | | |
| 3/2/2022 | | | | | | <0.005 | 0.003 | <0.005 | 0.0031 |
| 8/9/2022 | <0.005 | <0.005 | <0.005 | <0.005 | <0.005 | <0.005 | | | |
| 8/11/2022 | | | | | | | 0.0019 | <0.005 | 0.0023 |
| 2/13/2023 | | | | | | <0.005 | | | |
| 2/14/2023 | 0.00074 (J) | <0.005 | <0.005 | 0.00074 (J) | <0.005 | | | | |
| 2/20/2023 | | | | | | | 0.0029 | <0.005 | |
| 2/21/2023 | | | | | | | | | 0.0029 |
| 8/8/2023 | | | <0.005 | | | <0.005 | | | |

ND substitution: RL or RL/2 if <15% NDs.

# Time Series

Constituent: Vanadium (mg/L) Analysis Run 3/31/2026 4:41 AM

Plant Wansley Client: Southern Company Data: Wansley Landfill

| | GWA-1 (bg) | GWA-2 (bg) | GWA-3 (bg) | GWA-4 (bg) | GWA-28 (bg) | GWA-29 (bg) | GWC-5 | GWC-6 | GWC-7 |
|---|---|---|---|---|---|---|---|---|---|
| 8/9/2023 | <0.005 | <0.005 | | <0.005 | 0.00084 (J) | | | | 0.0033 |
| 8/14/2023 | | | | | | | 0.0026 | <0.005 | |
| 2/13/2024 | <0.005 | | | | | | | | |
| 2/14/2024 | | <0.005 | | 0.00067 (J) | <0.005 | <0.005 | 0.003 | <0.005 | |
| 2/21/2024 | | | | | | | | | 0.0029 |
| 7/29/2024 | | | | <0.005 | <0.005 | | | | |
| 7/30/2024 | <0.005 | <0.005 | | | | <0.005 | | | |
| 7/31/2024 | | | <0.005 | | | | 0.0024 | | |
| 8/1/2024 | | | | | | | | <0.005 | 0.0032 |
| 2/10/2025 | | | | <0.005 | <0.005 | | | | |
| 2/11/2025 | <0.005 | <0.005 | | | | <0.005 | | | |
| 2/13/2025 | | | | | | | | | 0.0031 |
| 2/14/2025 | | | | | | | 0.0025 | | |
| 2/18/2025 | | | | | | | | 0.0015 (J) | |
| 8/12/2025 | <0.005 | <0.005 | | <0.005 | 0.0012 (J) | <0.005 | | | |
| 8/13/2025 | | | <0.005 | | | | | | |
| 8/15/2025 | | | | | | | | <0.005 | |
| 8/18/2025 | | | | | | | 0.0026 (J) | | 0.0032 (J) |
| 1/20/2026 | <0.005 | <0.005 | | <0.005 | <0.005 | <0.005 | | <0.005 | |
| 1/21/2026 | | | <0.005 | | | | 0.0036 (J) | | |
| 1/22/2026 | | | | | | | | | 0.0041 (J) |

ND substitution: RL or RL/2 if <15% NDs.

# Time Series

Constituent: Vanadium (mg/L) Analysis Run 3/31/2026 4:41 AM

Plant Wansley Client: Southern Company Data: Wansley Landfill

| | GWC-8 | GWC-9 | GWC-10 | GWC-11 | GWC-12 | GWC-13 | GWC-14 | GWC-15 | GWC-16 |
|---|---|---|---|---|---|---|---|---|---|
| 8/30/2011 | | | | | | | | | 0.0028 |
| 9/7/2011 | <0.005 | <0.005 | | | | | | | |
| 9/13/2011 | | | | 0.0064 | <0.005 | <0.005 | <0.005 | | |
| 9/16/2011 | | | | | | | | <0.005 | |
| 10/26/2011 | | | | | | | | | <0.005 |
| 10/27/2011 | | | | | | | <0.005 | <0.005 | |
| 10/28/2011 | | | | <0.0025 | <0.005 | <0.005 | | | |
| 10/30/2011 | <0.005 | <0.005 | | | | | | | |
| 12/3/2011 | | | | | | | <0.005 | <0.005 | <0.005 |
| 12/4/2011 | | <0.005 | | <0.0025 | <0.005 | <0.005 | | | |
| 12/5/2011 | <0.005 | | | | | | | | |
| 1/19/2012 | <0.005 | <0.005 | | | | | | | |
| 1/24/2012 | | | | | <0.005 | <0.005 | <0.005 | | |
| 1/25/2012 | | | | | | | | | <0.005 |
| 2/9/2012 | | | | <0.0025 | | | | <0.005 | |
| 7/11/2012 | | | | | <0.005 | <0.005 | <0.005 | <0.005 | <0.005 |
| 7/18/2012 | <0.005 | <0.005 | | 0.0062 | | | | | |
| 1/7/2013 | <0.005 | | | | | | | | |
| 1/8/2013 | | <0.005 | | <0.0025 | <0.005 | <0.005 | <0.005 | <0.005 | <0.005 |
| 7/2/2013 | | | | | | | | <0.005 | <0.005 |
| 7/9/2013 | <0.005 | <0.005 | | 0.0053 | | | | | |
| 7/10/2013 | | | | | <0.005 | <0.005 | <0.005 | | |
| 1/14/2014 | <0.005 | 0.0022 (J) | | | | | | | 0.0036 (J) |
| 1/15/2014 | | | | 0.0064 | | | | | |
| 1/21/2014 | | | | | <0.005 | <0.005 | <0.005 | <0.005 | |
| 6/24/2014 | 0.0014 (J) | 0.0022 (J) | | | | | | <0.005 | |
| 6/25/2014 | | | | 0.0064 | | | | | 0.0033 (J) |
| 7/1/2014 | | | | | <0.005 | <0.005 | <0.005 | | |
| 1/13/2015 | | | | | | | | | 0.0037 (J) |
| 1/14/2015 | | | | | | | <0.005 | <0.005 | |
| 1/20/2015 | 0.0013 (J) | 0.0025 (J) | | | | | | | |
| 1/21/2015 | | | | 0.0059 | <0.005 | <0.005 | | | |
| 7/22/2015 | | | | | | | <0.005 | <0.005 | 0.0031 (J) |
| 7/27/2015 | <0.005 | 0.0024 (J) | | | | | | | |
| 7/28/2015 | | | | 0.0054 | <0.005 | <0.005 | | | |
| 1/25/2016 | | | <0.005 | | | | | | |
| 1/26/2016 | <0.005 | <0.005 | | 0.0019 (J) | <0.005 | | | | |
| 1/27/2016 | | | | | | <0.005 | <0.005 | <0.005 | 0.0035 (J) |
| 7/22/2016 | | | | | <0.005 | | | | |
| 7/25/2016 | | <0.005 | | <0.0025 | | | | | |
| 7/26/2016 | <0.005 | | | | | <0.005 | <0.005 | 0.002 (J) | |
| 7/27/2016 | | | 0.0055 | | | | | | 0.0038 |
| 1/26/2017 | 0.0038 | | | | | | | | |
| 1/31/2017 | | <0.005 | | 0.0029 | <0.005 | 0.0015 (J) | | | |
| 2/1/2017 | | | 0.0032 | | | | 0.002 (J) | 0.0016 (J) | 0.0067 |
| 6/8/2017 | 0.004 (D) | | | | | | <0.005 | 0.0023 (JD) | 0.0036 (D) |
| 6/9/2017 | | | <0.005 | | | | | | |
| 8/4/2017 | | | | | | <0.005 | | <0.005 | |
| 8/7/2017 | <0.005 | <0.005 | | 0.0024 (J) | <0.005 | | <0.005 | | 0.005 |
| 8/8/2017 | | | <0.005 | | | | | | |
| 1/24/2018 | <0.005 | <0.005 | | <0.0025 | <0.005 | | | | |
| 1/25/2018 | | | 0.003 | | | <0.005 | <0.005 | 0.003 | 0.0058 |

ND substitution: RL or RL/2 if <15% NDs.

# Time Series

Constituent: Vanadium (mg/L) Analysis Run 3/31/2026 4:41 AM

Plant Wansley Client: Southern Company Data: Wansley Landfill

| | GWC-8 | GWC-9 | GWC-10 | GWC-11 | GWC-12 | GWC-13 | GWC-14 | GWC-15 | GWC-16 |
|---|---|---|---|---|---|---|---|---|---|
| 6/20/2018 | | | | 0.003 | | <0.005 | 0.0016 (J) | <0.005 | 0.0039 |
| 6/21/2018 | 0.0015 (J) | <0.005 | 0.0018 (J) | | | | | | |
| 6/26/2018 | | | | | <0.005 | | | | |
| 1/22/2019 | 0.0015 | 0.0014 | | | | 0.0015 | <0.005 | 0.0012 | |
| 1/24/2019 | | | | 0.0032 | | | | | |
| 1/25/2019 | | | | | <0.005 | | | | 0.0052 |
| 1/31/2019 | | | 0.0015 | | | | | | |
| 6/25/2019 | 0.0026 | 0.002 | | | | 0.0021 | 0.0014 | 0.0019 | 0.0056 |
| 6/26/2019 | | | 0.0014 | 0.0035 | 0.0013 | | | | |
| 9/10/2019 | 0.0014 | | | | | | | | |
| 9/11/2019 | | | | | 0.0011 | | | | 0.0048 |
| 9/12/2019 | | | | | | 0.0015 | 0.0012 | | |
| 9/16/2019 | | 0.0014 | | 0.0035 | | | | | |
| 9/17/2019 | | | <0.005 | | | | | 0.0013 | |
| 3/12/2020 | <0.005 | | | | | <0.005 | | | |
| 3/16/2020 | | <0.005 | | 0.0027 | | | | <0.005 | |
| 3/17/2020 | | | <0.005 | | | | <0.005 | | 0.0044 |
| 3/18/2020 | | | | | <0.005 | | | | |
| 9/10/2020 | | | <0.005 | 0.0028 | <0.005 | <0.005 | <0.005 | <0.005 | |
| 9/11/2020 | | <0.005 | | | | | | | 0.0039 |
| 9/14/2020 | <0.005 | | | | | | | | |
| 3/16/2021 | 0.0014 | 0.0011 | | | <0.005 | | | | |
| 3/17/2021 | | | | 0.0029 | | <0.005 | <0.005 | | 0.004 |
| 3/18/2021 | | | <0.005 | | | | | <0.005 | |
| 8/19/2021 | | | | | <0.005 | | | | |
| 8/20/2021 | 0.0012 | | <0.005 | | | | | | 0.0047 |
| 8/23/2021 | | | | 0.0025 | | <0.005 | <0.005 | | |
| 8/24/2021 | | | | | | | | 0.0012 | |
| 8/25/2021 | | <0.005 | | | | | | | |
| 3/2/2022 | 0.0013 | | | | | | | | |
| 3/7/2022 | | | | 0.0025 | <0.005 | | <0.005 | <0.005 | |
| 3/8/2022 | | | <0.005 | | | <0.005 | | | 0.0039 |
| 3/9/2022 | | <0.005 | | | | | | | |
| 8/11/2022 | <0.005 | | | | | | | | |
| 8/15/2022 | | | | 0.0023 | | <0.005 | | | |
| 8/16/2022 | | 0.0015 | 0.0012 | | <0.005 | | <0.005 | <0.005 | 0.0043 |
| 2/15/2023 | 0.00096 (J) | 0.0009 (J) | <0.005 | | <0.005 | | | | |
| 2/17/2023 | | | | | | | <0.005 | | |
| 2/20/2023 | | | | | | | | | 0.004 |
| 2/21/2023 | | | | 0.0023 | | <0.005 | | <0.005 | |
| 8/9/2023 | 0.00063 (J) | 0.00064 (J) | | | | | | | |
| 8/10/2023 | | | <0.005 | | | | | | |
| 8/14/2023 | | | | 0.0019 (J) | <0.005 | | <0.005 | <0.005 | 0.0044 |
| 8/16/2023 | | | | | | <0.005 | | | |
| 2/14/2024 | | | | 0.0026 | | | | | |
| 2/19/2024 | | 0.0007 (J) | | | | 0.00069 (J) | <0.005 | | |
| 2/20/2024 | | | <0.005 | | 0.00063 (J) | | | | |
| 2/21/2024 | 0.00079 (J) | | | | | | | <0.005 | 0.0038 |
| 7/30/2024 | 0.00071 (J) | | | | | | | | |
| 7/31/2024 | | 0.0012 (J) | <0.005 | | | | | | |
| 8/5/2024 | | | | | | <0.005 | | | 0.0031 |
| 8/6/2024 | | | | 0.0018 (J) | <0.005 | | <0.005 | <0.005 | |

ND substitution: RL or RL/2 if <15% NDs.

# Time Series

Constituent: Vanadium (mg/L) Analysis Run 3/31/2026 4:41 AM

Plant Wansley Client: Southern Company Data: Wansley Landfill

| | GWC-8 | GWC-9 | GWC-10 | GWC-11 | GWC-12 | GWC-13 | GWC-14 | GWC-15 | GWC-16 |
|---|---|---|---|---|---|---|---|---|---|
| 2/11/2025 | | | | | | | | | 0.0059 |
| 2/13/2025 | <0.005 | | | | | | | | |
| 2/17/2025 | | | | | 0.00082 (J) | | <0.005 | | |
| 2/18/2025 | | 0.002 | | 0.0026 | | 0.0023 | | 0.0026 | |
| 2/19/2025 | | | 0.0027 | | | | | | |
| 8/13/2025 | <0.005 | <0.005 | | | | | | | |
| 8/15/2025 | | | | | | | | | 0.0042 (J) |
| 8/18/2025 | | | | 0.0026 (J) | <0.005 | | | <0.005 | |
| 8/19/2025 | | | <0.005 | | | <0.005 | <0.005 | | |
| 1/20/2026 | | | | | | | <0.005 | | |
| 1/21/2026 | | | <0.005 | 0.0027 (J) | <0.005 | <0.005 | | 0.0014 (J) | 0.005 |
| 1/22/2026 | 0.0017 (J) | <0.005 | | | | | | | |

ND substitution: RL or RL/2 if <15% NDs.

# Time Series

Constituent: Vanadium (mg/L) Analysis Run 3/31/2026 4:41 AM

Plant Wansley Client: Southern Company Data: Wansley Landfill

| | GWC-17 | GWC-18 | GWC-19 | GWC-20 | GWC-21 | GWC-22 | GWC-23 | GWC-24 | GWC-25 |
|---|---|---|---|---|---|---|---|---|---|
| 8/30/2011 | <0.002 | <0.005 | <0.005 | | | | | | |
| 8/31/2011 | | | | 0.0035 | <0.005 | | | | |
| 9/15/2011 | | | | | | 0.005 | | | |
| 9/16/2011 | | | | | | | <0.005 | | |
| 9/17/2011 | | | | | | | | | 0.0074 (O) |
| 10/26/2011 | <0.002 | <0.005 | <0.005 | | | | | | |
| 10/27/2011 | <0.002 | | | <0.005 | <0.005 | | | | |
| 10/29/2011 | | | | | | <0.01 | <0.005 | | |
| 10/31/2011 | | | | | | | | | <0.005 |
| 12/3/2011 | <0.002 | <0.005 | <0.005 | | | | | | |
| 12/4/2011 | | | | <0.005 | <0.005 | | | | |
| 12/13/2011 | | | | | | <0.01 | <0.005 | | |
| 12/14/2011 | | | | | | | | | <0.005 |
| 1/25/2012 | <0.002 | | | | | <0.01 | | | |
| 1/31/2012 | | | | | | | <0.005 | | |
| 2/7/2012 | | | | | | | | | <0.005 |
| 2/8/2012 | | | <0.005 | <0.005 | <0.005 | | | | |
| 2/9/2012 | | <0.005 | | | | | | | |
| 7/11/2012 | <0.002 | <0.005 | <0.005 | <0.005 | | | | | |
| 7/17/2012 | | | | | <0.005 | | | | <0.005 |
| 7/18/2012 | | | | | | 0.0074 | <0.005 | | |
| 1/8/2013 | <0.002 | <0.005 | <0.005 | <0.005 | | | | | |
| 1/9/2013 | | | | | <0.005 | | | | |
| 1/22/2013 | | | | | | 0.0071 | <0.005 | | |
| 7/16/2013 | <0.002 | <0.005 | <0.005 | <0.005 | <0.005 | 0.0075 | | | |
| 7/23/2013 | | | | | | | <0.005 | | |
| 7/24/2013 | | | | | | | | | <0.005 |
| 1/14/2014 | 0.0019 (J) | 0.0022 (J) | | | | | | | |
| 1/21/2014 | | | <0.005 | <0.005 | <0.005 | 0.0061 | | | |
| 1/22/2014 | | | | | | | <0.005 | | |
| 1/23/2014 | | | | | | | | | 0.00082 (J) |
| 6/24/2014 | | <0.005 | <0.005 | 0.00089 (J) | <0.005 | | | | |
| 6/25/2014 | 0.001 (J) | | | | | 0.007 | | | |
| 7/1/2014 | | | | | | | <0.005 | | |
| 7/8/2014 | | | | | | | | <0.005 | <0.005 |
| 1/13/2015 | | 0.00084 (J) | <0.005 | 0.0013 (J) | <0.005 | | | | |
| 1/14/2015 | 0.0014 (J) | | | | | 0.0063 | | | |
| 1/21/2015 | | | | | | | | | 0.0013 (J) |
| 1/22/2015 | | | | | | | <0.005 | | |
| 7/23/2015 | | <0.005 | 0.0016 (J) | 0.0027 (J) | <0.005 | 0.0066 | | | |
| 7/28/2015 | 0.0027 (J) | | | | | | | | |
| 7/29/2015 | | | | | | | 0.0011 (J) | | |
| 7/30/2015 | | | | | | | | | 0.0018 (J) |
| 7/31/2015 | | | | | | | | <0.005 | |
| 1/20/2016 | | | | | | | | <0.005 | |
| 1/21/2016 | | | | | | | <0.005 | | 0.0017 (J) |
| 1/26/2016 | | | | | <0.005 | 0.0058 | | | |
| 1/27/2016 | 0.0018 (J) | 0.00096 (J) | <0.005 | 0.0012 (J) | | | | | |
| 7/25/2016 | | <0.005 | 0.0015 (J) | 0.0018 (J) | | | | | |
| 7/26/2016 | | | | | <0.005 | 0.0056 | | | |
| 7/27/2016 | 0.0035 | | | | | | <0.005 | <0.005 | <0.005 |
| 1/24/2017 | | | | | | | | | 0.0077 (O) |

ND substitution: RL or RL/2 if <15% NDs.

# Time Series

Constituent: Vanadium (mg/L) Analysis Run 3/31/2026 4:41 AM

Plant Wansley Client: Southern Company Data: Wansley Landfill

| | GWC-17 | GWC-18 | GWC-19 | GWC-20 | GWC-21 | GWC-22 | GWC-23 | GWC-24 | GWC-25 |
|---|---|---|---|---|---|---|---|---|---|
| 2/1/2017 | 0.0044 | 0.0036 | | | | | | | |
| 2/2/2017 | | | 0.0015 (J) | 0.0031 | 0.0028 | | | | |
| 2/3/2017 | | | | | | 0.0082 | 0.0016 (J) | 0.0015 (J) | |
| 6/8/2017 | 0.00315 (D) | 0.0017 (JD) | | | | | | | |
| 8/3/2017 | | | | | | | | | <0.005 |
| 8/7/2017 | <0.002 | <0.005 | 0.0016 (J) | 0.0041 | 0.0014 (J) | | | | |
| 8/8/2017 | | | | | | 0.0058 | <0.005 | <0.005 | |
| 1/25/2018 | 0.0042 | <0.005 | 0.0021 (J) | | | 0.0063 | 0.0014 (J) | <0.005 | <0.005 |
| 1/26/2018 | | | | 0.0044 | <0.005 | | | | |
| 6/20/2018 | | | | | <0.005 | 0.006 | <0.005 | | |
| 6/21/2018 | | <0.005 | <0.005 | 0.0017 (J) | | | | | |
| 6/26/2018 | 0.0023 (J) | | | | | | | | |
| 6/27/2018 | | | | | | | | <0.005 | <0.005 |
| 1/24/2019 | 0.0027 | | | | <0.005 | 0.0065 | | | 0.0018 |
| 1/25/2019 | | | | | | | 0.0012 | | |
| 1/28/2019 | | 0.0015 | <0.005 | 0.0019 | | | | | |
| 1/31/2019 | | | | | | | | 0.0015 | |
| 6/25/2019 | 0.005 | | | 0.0038 | 0.0021 | 0.0092 | | | 0.0019 |
| 6/26/2019 | | | 0.0023 | | | | 0.0019 | 0.0014 | |
| 6/27/2019 | | 0.0031 | | | | | | | |
| 9/10/2019 | | | | | | 0.0082 | | | |
| 9/11/2019 | 0.0023 | 0.0017 | | 0.0027 | <0.005 | | | <0.005 | 0.0013 |
| 9/12/2019 | | | 0.0015 | | | | 0.001 | | |
| 3/12/2020 | | | | | | | | <0.005 | 0.0011 |
| 3/17/2020 | 0.0024 | 0.0015 | | | | | | | |
| 3/18/2020 | | | 0.0011 | 0.0016 | <0.005 | 0.0069 | <0.005 | | |
| 9/10/2020 | | | | | | 0.0061 | <0.005 | | |
| 9/14/2020 | 0.0017 | 0.0018 | | | | | | | <0.005 |
| 9/15/2020 | | | 0.0012 | 0.0021 | <0.005 | | | <0.005 | |
| 3/15/2021 | | | | | | 0.0068 | | | |
| 3/16/2021 | 0.0023 | 0.0017 | | 0.0019 | <0.005 | | | | |
| 3/17/2021 | | | 0.001 | | | | | | <0.005 |
| 3/18/2021 | | | | | | | 0.001 | <0.005 | |
| 8/19/2021 | | | | | <0.005 | 0.0063 | | <0.005 | <0.005 |
| 8/20/2021 | 0.0032 | | | | | | | | |
| 8/23/2021 | | | | | | | <0.005 | | |
| 8/24/2021 | | 0.0019 | 0.0016 | 0.0018 | | | | | |
| 3/7/2022 | | | | 0.0017 | <0.005 | | | | |
| 3/8/2022 | 0.0019 | 0.0014 | 0.0011 | | | 0.009 | | | <0.005 |
| 3/9/2022 | | | | | | | 0.00093 (J) | | |
| 3/10/2022 | | | | | | | | <0.005 | |
| 5/4/2022 | 0.0031 | | <0.005 | | | 0.0082 | | | |
| 8/10/2022 | | | | | | | | | <0.005 |
| 8/11/2022 | 0.002 | 0.0011 | <0.005 | | | | | | |
| 8/16/2022 | | | | 0.0026 | <0.005 | | <0.005 | | |
| 8/17/2022 | | | | | | 0.0067 | | | |
| 8/18/2022 | | | | | | | | 0.00094 (J) | |
| 2/14/2023 | | | | | | 0.005 | | | |
| 2/16/2023 | | | | | | | | <0.005 | |
| 2/20/2023 | 0.0021 | 0.0011 (J) | | | | | | | |
| 2/21/2023 | | | <0.005 | | <0.005 | | <0.005 | | <0.005 |
| 2/22/2023 | | | | 0.0014 (J) | | | | | |

ND substitution: RL or RL/2 if <15% NDs.

# Time Series

Constituent: Vanadium (mg/L) Analysis Run 3/31/2026 4:41 AM

Plant Wansley Client: Southern Company Data: Wansley Landfill

| | GWC-17 | GWC-18 | GWC-19 | GWC-20 | GWC-21 | GWC-22 | GWC-23 | GWC-24 | GWC-25 |
|---|---|---|---|---|---|---|---|---|---|
| 8/9/2023 | | 0.0015 (J) | <0.005 | 0.0015 (J) | <0.005 | | | | |
| 8/10/2023 | 0.0024 | | | | | | | | |
| 8/14/2023 | | | | | | 0.0061 | | | |
| 8/15/2023 | | | | | | | <0.005 | | <0.005 |
| 8/16/2023 | | | | | | | | <0.005 | |
| 2/14/2024 | | | | | | 0.0067 | | | |
| 2/19/2024 | | | | | <0.005 | | 0.00072 (J) | | |
| 2/20/2024 | <0.002 | | | 0.0013 (J) | | | | | |
| 2/21/2024 | | 0.00092 (J) | <0.005 | | | | | | <0.005 |
| 2/22/2024 | | | | | | | | <0.005 | |
| 7/30/2024 | | | | | <0.005 | | <0.005 | | |
| 8/1/2024 | | | | | | | | | <0.005 |
| 8/2/2024 | | | | 0.0019 (J) | | | | | |
| 8/6/2024 | | | <0.005 | | | 0.0059 | | <0.005 | |
| 8/7/2024 | 0.0021 | 0.00069 (J) | | | | | | | |
| 2/11/2025 | | | | | <0.005 | 0.0065 | <0.005 | | |
| 2/13/2025 | 0.0015 (J) | 0.00098 (J) | | | | | | | |
| 2/14/2025 | | | <0.005 | <0.005 | | | | <0.005 | <0.005 |
| 8/12/2025 | | | | 0.0021 (J) | 0.0013 (J) | 0.0063 | <0.005 | | |
| 8/13/2025 | 0.002 (J) | <0.005 | <0.005 | | | | | | <0.005 |
| 8/14/2025 | | | | | | | | <0.005 | |
| 1/20/2026 | | | | | <0.005 | 0.0047 (J) | | | |
| 1/21/2026 | 0.0022 (J) | 0.002 (J) | 0.0013 (J) | <0.005 | | | | <0.005 | <0.005 |
| 1/22/2026 | | | | | | | <0.005 | | |

ND substitution: RL or RL/2 if <15% NDs.

# Time Series

Constituent: Vanadium (mg/L) Analysis Run 3/31/2026 4:41 AM

Plant Wansley Client: Southern Company Data: Wansley Landfill

| | GWC-26 | GWC-27 | GWC-30 | GWC-31 | GWC-32 | GWC-33 | GWC-34 | GWC-35 |
|---|---|---|---|---|---|---|---|---|
| 9/15/2011 | | | <0.005 | | <0.005 | | | |
| 9/16/2011 | | | | | | <0.005 | <0.005 | <0.005 |
| 9/17/2011 | <0.005 | <0.005 | | <0.005 | | | | |
| 10/28/2011 | | | <0.005 | | | | | |
| 10/29/2011 | <0.005 | <0.005 | | | | | | |
| 10/30/2011 | | | | | | <0.005 | | |
| 10/31/2011 | | | | <0.005 | <0.005 | | <0.005 | <0.005 |
| 12/12/2011 | | | | | | <0.005 | <0.005 | <0.005 |
| 12/13/2011 | | | <0.005 | | <0.005 | <0.005 | | |
| 12/14/2011 | <0.005 | <0.005 | | | | | | |
| 1/25/2012 | | <0.005 | | | | | | |
| 2/1/2012 | | | | | <0.005 | <0.005 | <0.005 | <0.005 |
| 2/7/2012 | <0.005 | | | <0.005 | | | | |
| 2/8/2012 | | | <0.005 | | | | | |
| 7/16/2012 | | | | | | | <0.005 | <0.005 |
| 7/17/2012 | <0.005 | <0.005 | | | <0.005 | <0.005 | | |
| 7/18/2012 | | | <0.005 | | | | | |
| 1/22/2013 | | | | | | | <0.005 | <0.005 |
| 1/23/2013 | | | | <0.005 | <0.005 | <0.005 | | |
| 1/24/2013 | <0.005 | <0.005 | <0.005 | | | | | |
| 7/2/2013 | | | | | | | | <0.005 |
| 7/17/2013 | | | | | | <0.005 | <0.005 | |
| 7/24/2013 | <0.005 | <0.005 | <0.005 | | <0.005 | | | |
| 1/21/2014 | | | | | | | | <0.005 |
| 1/23/2014 | <0.005 | <0.005 | <0.005 | 0.00068 (J) | <0.005 | <0.005 | <0.005 | |
| 6/25/2014 | | | | | | | <0.005 | <0.005 |
| 7/1/2014 | | | <0.005 | <0.005 | <0.005 | | | |
| 7/8/2014 | <0.005 | <0.005 | | | | | | |
| 1/14/2015 | | | | | | | <0.005 | <0.005 |
| 1/20/2015 | | | <0.005 | | <0.005 | <0.005 | | |
| 1/21/2015 | <0.005 | <0.005 | | <0.005 | | | | |
| 7/28/2015 | | | | | | | | <0.005 |
| 7/29/2015 | | | | | | <0.005 | <0.005 | |
| 7/30/2015 | | <0.005 | <0.005 | | <0.005 | | | |
| 7/31/2015 | <0.005 | | | | | | | |
| 1/19/2016 | | | 0.001 (J) | | | | | |
| 1/21/2016 | | | | | | | <0.005 | <0.005 |
| 1/22/2016 | | <0.005 | | | | | | |
| 1/25/2016 | <0.005 | | | <0.005 | <0.005 | <0.005 | | |
| 7/21/2016 | | | <0.005 | | | | 0.0041 | <0.005 |
| 7/22/2016 | | | | | <0.005 | <0.005 | | |
| 7/26/2016 | <0.005 | <0.005 | | | | | | |
| 7/27/2016 | | | | <0.005 | | | | |
| 1/19/2017 | <0.005 | | | | | | | |
| 1/20/2017 | | <0.005 | | | | | | |
| 1/24/2017 | | | 0.0059 (O) | | | | | |
| 1/25/2017 | | | | 0.0043 | | 0.0052 | 0.0055 | |
| 1/26/2017 | | | | | 0.0016 (J) | | | 0.0026 |
| 6/7/2017 | | | 0.00235 (JD) | | | | | |
| 6/8/2017 | | | | 0.00195 (JD) | <0.005 (D) | | 0.00195 (JD) | <0.005 (D) |
| 6/9/2017 | | | | | | <0.005 | | |
| 8/3/2017 | <0.005 | <0.005 | | | <0.005 | | <0.005 | <0.005 |

ND substitution: RL or RL/2 if <15% NDs.

# Time Series

Constituent: Vanadium (mg/L) Analysis Run 3/31/2026 4:41 AM

Plant Wansley Client: Southern Company Data: Wansley Landfill

| | GWC-26 | GWC-27 | GWC-30 | GWC-31 | GWC-32 | GWC-33 | GWC-34 | GWC-35 |
|---|---|---|---|---|---|---|---|---|
| 8/4/2017 | | | 0.0018 (J) | <0.005 | | <0.005 | | |
| 1/19/2018 | | <0.005 | | | | | | |
| 1/22/2018 | <0.005 | | | | | | | |
| 1/23/2018 | | | | 0.0023 (J) | 0.003 | 0.003 | <0.005 | 0.0022 (J) |
| 1/24/2018 | | | <0.005 | | | | | |
| 6/19/2018 | | | | | | | | 0.0019 (J) |
| 6/20/2018 | | | | | | | <0.005 | |
| 6/21/2018 | | | 0.0031 | | | | | |
| 6/26/2018 | | | | | <0.005 | <0.005 | | |
| 6/27/2018 | <0.005 | <0.005 | | <0.005 | | | | |
| 1/21/2019 | | | | | | | | 0.0011 |
| 1/24/2019 | 0.0013 | <0.005 | | | | | | |
| 1/28/2019 | | | | | | | <0.005 | |
| 1/30/2019 | | | 0.0021 | | 0.0012 | 0.0014 | | |
| 1/31/2019 | | | | 0.0014 | | | | |
| 6/25/2019 | 0.0024 | | | | | | | |
| 6/26/2019 | | 0.0011 | | 0.0015 | | 0.0017 | 0.002 | 0.0015 |
| 6/27/2019 | | | 0.0029 | | 0.0021 | | | |
| 9/10/2019 | | | 0.0018 | | | | | |
| 9/11/2019 | | | | 0.0025 | | | <0.005 | |
| 9/12/2019 | 0.0014 | <0.005 | | | 0.0012 | 0.0014 | | <0.005 |
| 3/11/2020 | | | 0.00099 (J) | | | | <0.005 | <0.005 |
| 3/12/2020 | | <0.005 | | | | <0.005 | | |
| 3/13/2020 | <0.005 | | | | | | | |
| 3/17/2020 | | | | <0.005 | | | | |
| 3/18/2020 | | | | | <0.005 | | | |
| 9/9/2020 | | <0.005 | | | | | | |
| 9/10/2020 | | | 0.0012 | | | | | |
| 9/11/2020 | | | | <0.005 | | | <0.005 | <0.005 |
| 9/15/2020 | <0.005 | | | | <0.005 | | | |
| 9/16/2020 | | | | | | <0.005 | | |
| 3/16/2021 | | | | <0.005 | | | <0.005 | <0.005 |
| 3/17/2021 | <0.005 | | | | 0.0011 | | | |
| 3/18/2021 | | <0.005 | 0.0014 | | | <0.005 | | |
| 8/18/2021 | | | | | | | | <0.005 |
| 8/19/2021 | <0.005 | | | | | | | |
| 8/23/2021 | | <0.005 | 0.0015 | | | | | |
| 8/24/2021 | | | | | 0.0011 | <0.005 | <0.005 | |
| 8/25/2021 | | | | 0.001 | | | | |
| 3/2/2022 | | | 0.0013 | | | | <0.005 | <0.005 |
| 3/8/2022 | | 0.00085 (J) | | | | | | |
| 3/9/2022 | <0.005 | | | | <0.005 | <0.005 | | |
| 3/10/2022 | | | | 0.0012 | | | | |
| 5/4/2022 | | | | 0.00084 (J) | | | | |
| 8/10/2022 | <0.005 | <0.005 | <0.005 | | <0.005 | | <0.005 | |
| 8/15/2022 | | | | | | <0.005 | | <0.005 |
| 8/16/2022 | | | | 0.0014 | | | | |
| 2/14/2023 | | | 0.00085 (J) | | | | | |
| 2/15/2023 | | | | | <0.005 | | | |
| 2/20/2023 | | <0.005 | | | | <0.005 | <0.005 | <0.005 |
| 2/21/2023 | <0.005 | | | | | | | |
| 2/22/2023 | | | | <0.005 | | | | |

ND substitution: RL or RL/2 if <15% NDs.

# Time Series

Constituent: Vanadium (mg/L) Analysis Run 3/31/2026 4:41 AM

Plant Wansley Client: Southern Company Data: Wansley Landfill

| | GWC-26 | GWC-27 | GWC-30 | GWC-31 | GWC-32 | GWC-33 | GWC-34 | GWC-35 |
|---|---|---|---|---|---|---|---|---|
| 8/15/2023 | | <0.005 | | | <0.005 | <0.005 | | |
| 8/16/2023 | <0.005 | | 0.00074 (J) | 0.0015 (J) | | | <0.005 | <0.005 |
| 2/20/2024 | <0.005 | <0.005 | | | <0.005 | <0.005 | | |
| 2/21/2024 | | | 0.0011 (J) | 0.00064 (J) | | | | |
| 2/22/2024 | | | | | | | <0.005 | <0.005 |
| 7/30/2024 | | <0.005 | | | | | | |
| 7/31/2024 | | | | | | <0.005 | | |
| 8/2/2024 | <0.005 | | | <0.005 | | | | |
| 8/5/2024 | | | <0.005 | | | | <0.005 | <0.005 |
| 8/6/2024 | | | | | <0.005 | | | |
| 2/11/2025 | | <0.005 | | | | | | |
| 2/13/2025 | <0.005 | | 0.00084 (J) | | | | <0.005 | |
| 2/18/2025 | | | | 0.0014 (J) | | | | 0.0021 |
| 2/19/2025 | | | | | 0.0037 | 0.0031 | | |
| 8/13/2025 | <0.005 | <0.005 | | | | | | |
| 8/14/2025 | | | <0.005 | | <0.005 | | <0.005 | <0.005 |
| 8/15/2025 | | | | <0.005 | | | | |
| 8/19/2025 | | | | | | <0.005 | | |
| 1/21/2026 | | <0.005 | <0.005 | | <0.005 | | | |
| 1/22/2026 | <0.005 | | | | | <0.005 | <0.005 | <0.005 |
| 2/11/2026 | | | | 0.0017 (J) | | | | |

ND substitution: RL or RL/2 if <15% NDs.

# Time Series

Constituent: Zinc (mg/L) Analysis Run 3/31/2026 4:41 AM

Plant Wansley Client: Southern Company Data: Wansley Landfill

| | GWA-1 (bg) | GWA-2 (bg) | GWA-3 (bg) | GWA-4 (bg) | GWA-28 (bg) | GWA-29 (bg) | GWC-5 | GWC-6 | GWC-7 |
|---|---|---|---|---|---|---|---|---|---|
| 8/31/2011 | | | 0.0037 | <0.01 | | | <0.01 | 0.0037 | |
| 9/7/2011 | | | | | | | | | <0.01 |
| 9/16/2011 | 0.0071 | | | | 0.003 | | | | |
| 9/17/2011 | | 0.0061 | | | | 0.026 | | | |
| 10/27/2011 | 0.0062 | 0.0059 | | <0.01 | | | 0.0025 | | |
| 10/28/2011 | | | | | 0.0073 | 0.019 | | | |
| 10/30/2011 | | | | | | | | 0.0043 | <0.01 |
| 12/5/2011 | | | | | | | <0.01 | 0.0047 | <0.01 |
| 12/12/2011 | | | | | 0.0053 | 0.02 | | | |
| 12/13/2011 | 0.0065 | | | | | | | | |
| 12/14/2011 | | 0.0077 | | <0.01 | | | | | |
| 1/25/2012 | | | | | 0.0046 | | <0.01 | <0.01 | <0.01 |
| 1/31/2012 | 0.0047 | | | | | 0.036 | | | |
| 2/1/2012 | | | | <0.01 | | | | | |
| 2/7/2012 | | 0.0053 | | | | | | | |
| 7/16/2012 | | | | | 0.0034 | | | | |
| 7/17/2012 | | | | | | 0.015 | | | |
| 7/18/2012 | 0.0044 | | | | | | <0.01 | | 0.0035 |
| 7/23/2012 | | 0.0043 | | 0.0037 | | | | | |
| 7/24/2012 | | | | | | | | <0.01 | |
| 1/7/2013 | | | | | | | | | 0.0033 |
| 1/8/2013 | | | | | | | | <0.01 | |
| 1/9/2013 | | | | | | | <0.01 | | |
| 1/23/2013 | | 0.0054 | | <0.01 | | | | | |
| 1/24/2013 | 0.0058 | | | | 0.0049 | 0.048 | | | |
| 7/9/2013 | | | | | | | | <0.01 | 0.0035 |
| 7/17/2013 | 0.0028 | | | <0.01 | | | 0.0043 | | |
| 7/23/2013 | | | | | 0.0026 | | | | |
| 7/24/2013 | | 0.004 | | | | 0.048 | | | |
| 1/14/2014 | | | | | | | | | 0.0022 (J) |
| 1/15/2014 | | | | 0.00085 (J) | | | 0.0023 (J) | 0.0034 | |
| 1/21/2014 | 0.0037 | | | | | | | | |
| 1/22/2014 | | 0.0056 | | | 0.0052 | 0.044 | | | |
| 6/24/2014 | | | | | | | | | 0.01 |
| 6/25/2014 | 0.0026 | | 0.015 | 0.0014 (J) | | | 0.0022 (J) | 0.002 (J) | |
| 7/1/2014 | | 0.004 | | | 0.0042 | | | | |
| 7/8/2014 | | | | | | 0.04 | | | |
| 1/13/2015 | | | | | | | 0.0027 | | |
| 1/14/2015 | 0.003 | | | 0.0082 | | | | | |
| 1/20/2015 | | | | | | | | <0.01 | 0.0018 (J) |
| 1/21/2015 | | | | | 0.0038 | 0.037 | | | |
| 1/22/2015 | | 0.0051 | | | | | | | |
| 7/21/2015 | 0.0033 | | 0.042 | 0.0015 (J) | 0.0042 | | | | |
| 7/22/2015 | | 0.0033 | | | | 0.031 | | | |
| 7/24/2015 | | | | | | | 0.002 (J) | 0.0017 (J) | |
| 7/27/2015 | | | | | | | | | <0.01 |
| 1/19/2016 | | | | | | 0.035 | | | |
| 1/20/2016 | | 0.0029 | | 0.0093 | | | 0.0022 (J) | 0.0018 (J) | |
| 1/21/2016 | 0.0043 | | | | | | | | |
| 1/22/2016 | | | | | 0.0041 | | | | |
| 1/26/2016 | | | | | | | | | 0.0016 (J) |
| 7/21/2016 | 0.01 (J) | | | <0.01 | | 0.038 | <0.01 | <0.01 | |

ND substitution: RL or RL/2 if <15% NDs.

# Time Series

Constituent: Zinc (mg/L) Analysis Run 3/31/2026 4:41 AM

Plant Wansley Client: Southern Company Data: Wansley Landfill

| | GWA-1 (bg) | GWA-2 (bg) | GWA-3 (bg) | GWA-4 (bg) | GWA-28 (bg) | GWA-29 (bg) | GWC-5 | GWC-6 | GWC-7 |
|---|---|---|---|---|---|---|---|---|---|
| 7/22/2016 | | | | | | | | | <0.01 |
| 7/25/2016 | | | | | <0.01 | | | | |
| 7/26/2016 | | <0.01 | | | | | | | |
| 7/27/2016 | | | 0.011 (J) | | | | | | |
| 1/17/2017 | | | | 0.014 (J) | <0.01 | 0.024 | | | |
| 1/19/2017 | 0.0077 (J) | <0.01 | | | | | | | |
| 1/26/2017 | | | | | | | <0.01 | <0.01 | <0.01 |
| 8/1/2017 | | | <0.01 | | <0.01 | 0.028 | | | |
| 8/2/2017 | | <0.01 | | <0.01 | | | | | |
| 8/3/2017 | <0.01 | | | | | | <0.01 | <0.01 | |
| 8/4/2017 | | | | | | | | | <0.01 |
| 1/19/2018 | <0.01 | <0.01 | | | <0.01 | 0.024 | | | |
| 1/22/2018 | | | | <0.01 | | | | | |
| 1/23/2018 | | | | | | | <0.01 | <0.01 | <0.01 |
| 6/19/2018 | 0.0068 (J) | <0.01 | | <0.01 | <0.01 | 0.028 | | | |
| 6/20/2018 | | | <0.01 | | | | | | |
| 6/25/2018 | | | | | | | <0.01 | <0.01 | <0.01 |
| 1/17/2019 | 0.0037 (J) | 0.0024 (J) | | <0.01 | | | | | |
| 1/18/2019 | | | 0.0088 | | | 0.022 | | | |
| 1/21/2019 | | | | | 0.0065 | | | | <0.01 |
| 1/30/2019 | | | | | | | <0.01 | <0.01 | |
| 6/24/2019 | 0.0048 (J) | 0.0046 (J) | | 0.0036 (J) | | | | | |
| 6/25/2019 | | | 0.014 | | 0.011 | 0.041 | | | <0.01 |
| 6/26/2019 | | | | | | | <0.01 | 0.0033 (J) | |
| 9/9/2019 | 0.0064 | | | | | | | | |
| 9/10/2019 | | 0.0064 | | 0.006 | 0.01 | 0.031 | | | 0.0063 |
| 9/11/2019 | | | 0.02 | | | | | | |
| 9/12/2019 | | | | | | | 0.0067 | 0.049 (O) | |
| 3/10/2020 | 0.0036 (J) | <0.01 | 0.015 | 0.052 | 0.017 | 0.034 | | | |
| 3/12/2020 | | | | | | | | | 0.038 (O) |
| 3/16/2020 | | | | | | | 0.0033 (J) | 0.0032 (J) | |
| 9/9/2020 | 0.078 | | 0.013 | <0.01 | 0.063 | 0.025 | <0.01 | | |
| 9/10/2020 | | <0.01 | | | | | | | |
| 9/11/2020 | | | | | | | | 0.0071 | |
| 9/14/2020 | | | | | | | | | 0.0041 (J) |
| 3/15/2021 | <0.01 | <0.01 | 0.015 | 0.044 | 0.0057 | 0.024 | | | |
| 3/16/2021 | | | | | | | | | <0.01 |
| 3/17/2021 | | | | | | | <0.01 | <0.01 | |
| 8/16/2021 | <0.01 | | | | 0.0061 | | | | |
| 8/18/2021 | | 0.0046 (J) | 0.038 | 0.0034 (J) | | 0.024 | | 0.0034 (J) | |
| 8/19/2021 | | | | | | | <0.01 | | <0.01 |
| 2/28/2022 | 0.0032 (J) | | | | | | | | |
| 3/1/2022 | | <0.01 | 0.012 | <0.01 | 0.0057 | | | | |
| 3/2/2022 | | | | | | 0.024 | <0.01 | <0.01 | <0.01 |
| 8/9/2022 | 0.0066 | 0.0069 | 0.026 | <0.01 | 0.0089 | 0.032 | | | |
| 8/11/2022 | | | | | | | 0.0053 | 0.0051 | 0.0038 (J) |
| 2/13/2023 | | | | | | 0.025 | | | |
| 2/14/2023 | 0.0048 (J) | <0.01 | 0.017 | 0.0029 (J) | 0.014 | | | | |
| 2/20/2023 | | | | | | | 0.0033 (J) | <0.01 | |
| 2/21/2023 | | | | | | | | | <0.01 |
| 8/8/2023 | | | 0.015 | | | 0.023 | | | |
| 8/9/2023 | <0.01 | <0.01 | | <0.01 | 0.011 | | | | <0.01 |

ND substitution: RL or RL/2 if <15% NDs.

# Time Series

Constituent: Zinc (mg/L) Analysis Run 3/31/2026 4:41 AM

Plant Wansley Client: Southern Company Data: Wansley Landfill

| | GWA-1 (bg) | GWA-2 (bg) | GWA-3 (bg) | GWA-4 (bg) | GWA-28 (bg) | GWA-29 (bg) | GWC-5 | GWC-6 | GWC-7 |
|---|---|---|---|---|---|---|---|---|---|
| 8/14/2023 | | | | | | | 0.005 | <0.01 | |
| 2/13/2024 | 0.0041 (J) | | | | | | | | |
| 2/14/2024 | | 0.0031 (J) | | <0.01 | 0.0059 | 0.02 | 0.0031 (J) | <0.01 | |
| 2/21/2024 | | | | | | | | | <0.01 |
| 7/29/2024 | | | | <0.01 | 0.01 | | | | |
| 7/30/2024 | 0.0036 (J) | <0.01 | | | | 0.019 | | | |
| 7/31/2024 | | | 0.01 | | | | 0.003 (J) | | |
| 8/1/2024 | | | | | | | | <0.01 | 0.0031 (J) |
| 2/10/2025 | | | | <0.01 | 0.0053 | | | | |
| 2/11/2025 | 0.0034 (J) | <0.01 | | | | 0.021 | | | |
| 2/13/2025 | | | | | | | | | 0.0028 (J) |
| 2/14/2025 | | | | | | | <0.01 | | |
| 2/18/2025 | | | | | | | | 0.0032 (J) | |
| 8/12/2025 | <0.01 | <0.01 | | <0.01 | <0.01 | 0.018 | | | |
| 8/13/2025 | | | 0.013 | | | | | | |
| 8/15/2025 | | | | | | | | <0.01 | |
| 8/18/2025 | | | | | | | <0.01 | | <0.01 |
| 1/20/2026 | <0.01 | <0.01 | | <0.01 | <0.01 | 0.022 | | <0.01 | |
| 1/21/2026 | | | <0.01 | | | | <0.01 | | |
| 1/22/2026 | | | | | | | | | <0.01 |

ND substitution: RL or RL/2 if <15% NDs.

# Time Series

Constituent: Zinc (mg/L) Analysis Run 3/31/2026 4:41 AM

Plant Wansley Client: Southern Company Data: Wansley Landfill

| | GWC-8 | GWC-9 | GWC-10 | GWC-11 | GWC-12 | GWC-13 | GWC-14 | GWC-15 | GWC-16 |
|---|---|---|---|---|---|---|---|---|---|
| 8/30/2011 | | | | | | | | | 0.0081 |
| 9/7/2011 | 0.0029 | 0.016 | | | | | | | |
| 9/13/2011 | | | | <0.01 | <0.01 | <0.01 | 0.0039 | | |
| 9/16/2011 | | | | | | | | <0.01 | |
| 10/26/2011 | | | | | | | | | 0.0035 |
| 10/27/2011 | | | | | | | 0.0046 | <0.01 | |
| 10/28/2011 | | | | <0.01 | <0.01 | <0.01 | | | |
| 10/30/2011 | <0.01 | 0.004 | | | | | | | |
| 12/3/2011 | | | | | | | 0.0028 | <0.01 | 0.0033 |
| 12/4/2011 | | 0.0086 | | 0.0025 | 0.0027 | 0.0028 | | | |
| 12/5/2011 | 0.004 | | | | | | | | |
| 1/19/2012 | 0.0029 | 0.0081 | | | | | | | |
| 1/24/2012 | | | | | <0.01 | <0.01 | 0.0033 | | |
| 1/25/2012 | | | | | | | | | <0.01 |
| 2/9/2012 | | | | <0.01 | | | | <0.01 | |
| 7/11/2012 | | | | | <0.01 | <0.01 | <0.0025 | <0.01 | <0.01 |
| 7/18/2012 | 0.006 | 0.0058 | | 0.008 | | | | | |
| 1/7/2013 | <0.01 | | | | | | | | |
| 1/8/2013 | | 0.0034 | | <0.01 | <0.01 | <0.01 | <0.0025 | <0.01 | <0.01 |
| 7/2/2013 | | | | | | | | <0.01 | <0.01 |
| 7/9/2013 | <0.01 | <0.005 | | <0.01 | | | | | |
| 7/10/2013 | | | | | <0.01 | <0.01 | <0.0025 | | |
| 1/14/2014 | 0.002 (J) | 0.003 | | | | | | | 0.00074 (J) |
| 1/15/2014 | | | | 0.00052 (J) | | | | | |
| 1/21/2014 | | | | | 0.0019 (J) | 0.0026 | 0.0036 | 0.0017 (J) | |
| 6/24/2014 | 0.0011 (J) | 0.0016 (J) | | | | | | <0.01 | |
| 6/25/2014 | | | | 0.00089 (J) | | | | | 0.00071 (J) |
| 7/1/2014 | | | | | 0.0087 | 0.0014 (J) | 0.0018 (J) | | |
| 1/13/2015 | | | | | | | | | 0.0015 (J) |
| 1/14/2015 | | | | | | | 0.0035 | 0.0013 (J) | |
| 1/20/2015 | 0.0018 (J) | 0.0021 (J) | | | | | | | |
| 1/21/2015 | | | | <0.01 | <0.01 | 0.0018 (J) | | | |
| 7/22/2015 | | | | | | | 0.005 | <0.01 | <0.01 |
| 7/27/2015 | 0.0015 (J) | <0.005 | | | | | | | |
| 7/28/2015 | | | | 0.0021 (J) | <0.01 | <0.01 | | | |
| 1/25/2016 | | | 0.0027 | | | | | | |
| 1/26/2016 | <0.01 | <0.005 | | <0.01 | <0.01 | | | | |
| 1/27/2016 | | | | | | <0.01 | 0.0094 | <0.01 | <0.01 |
| 7/22/2016 | | | | | 0.033 | | | | |
| 7/25/2016 | | <0.005 | | <0.01 | | | | | |
| 7/26/2016 | <0.01 | | | | | <0.01 | 0.0072 (J) | <0.01 | |
| 7/27/2016 | | | <0.01 | | | | | | <0.01 |
| 1/26/2017 | <0.01 | | | | | | | | |
| 1/31/2017 | | <0.005 | | <0.01 | <0.01 | <0.01 | | | |
| 2/1/2017 | | | <0.01 | | | | 0.0084 (J) | <0.01 | <0.01 |
| 8/4/2017 | | | | | | <0.01 | | <0.01 | |
| 8/7/2017 | 0.0086 (J) | <0.005 | | <0.01 | <0.01 | | 0.012 (J) | | <0.01 |
| 8/8/2017 | | | <0.01 | | | | | | |
| 1/24/2018 | <0.01 | <0.005 | | <0.01 | <0.01 | | | | |
| 1/25/2018 | | | <0.01 | | | <0.01 | 0.0095 (J) | <0.01 | <0.01 |
| 6/20/2018 | | | | <0.01 | | <0.01 | 0.012 (J) | <0.01 | <0.01 |
| 6/21/2018 | <0.01 | <0.005 | <0.01 | | | | | | |

ND substitution: RL or RL/2 if <15% NDs.

# Time Series

Constituent: Zinc (mg/L) Analysis Run 3/31/2026 4:41 AM

Plant Wansley Client: Southern Company Data: Wansley Landfill

| | GWC-8 | GWC-9 | GWC-10 | GWC-11 | GWC-12 | GWC-13 | GWC-14 | GWC-15 | GWC-16 |
|---|---|---|---|---|---|---|---|---|---|
| 6/26/2018 | | | | | <0.01 | | | | |
| 1/22/2019 | <0.01 | <0.005 | | | | <0.01 | 0.0094 | <0.01 | |
| 1/24/2019 | | | | <0.01 | | | | | |
| 1/25/2019 | | | | | <0.01 | | | | <0.01 |
| 1/31/2019 | | | 0.0039 (J) | | | | | | |
| 6/25/2019 | 0.0043 (J) | 0.005 | | | | <0.01 | 0.014 | <0.01 | <0.01 |
| 6/26/2019 | | | 0.0044 (J) | <0.01 | <0.01 | | | | |
| 9/10/2019 | 0.0051 | | | | | | | | |
| 9/11/2019 | | | | | 0.0056 | | | | 0.0062 |
| 9/12/2019 | | | | | | 0.0085 | 0.019 | | |
| 9/16/2019 | | 0.0049 (J) | | 0.005 | | | | | |
| 9/17/2019 | | | 0.013 | | | | | 0.0041 (J) | |
| 3/12/2020 | 0.044 (O) | | | | | <0.01 | | | |
| 3/16/2020 | | 0.0094 | | <0.01 | | | | <0.01 | |
| 3/17/2020 | | | 0.0044 (J) | | | | 0.014 | | <0.01 |
| 3/18/2020 | | | | | <0.01 | | | | |
| 9/10/2020 | | | 0.13 (O) | 0.017 | <0.01 | 0.0036 (J) | 0.014 | <0.01 | |
| 9/11/2020 | | 0.0055 | | | | | | | 0.0033 (J) |
| 9/14/2020 | 0.0079 | | | | | | | | |
| 12/2/2020 | | | 0.011 | | | | | | |
| 3/16/2021 | 0.0045 (J) | 0.0048 (J) | | | <0.01 | | | | |
| 3/17/2021 | | | | <0.01 | | 0.0039 (J) | 0.014 | | <0.01 |
| 3/18/2021 | | | 0.004 (J) | | | | | <0.01 | |
| 8/19/2021 | | | | | <0.01 | | | | |
| 8/20/2021 | 0.0046 (J) | | <0.01 | | | | | | <0.01 |
| 8/23/2021 | | | | <0.01 | | <0.01 | 0.017 | | |
| 8/24/2021 | | | | | | | | <0.01 | |
| 8/25/2021 | | <0.005 | | | | | | | |
| 3/2/2022 | 0.0037 (J) | | | | | | | | |
| 3/7/2022 | | | | <0.01 | <0.01 | | 0.014 | <0.01 | |
| 3/8/2022 | | | <0.01 | | | <0.01 | | | <0.01 |
| 3/9/2022 | | 0.003 (J) | | | | | | | |
| 5/3/2022 | | | | | | | 0.04 | | |
| 8/11/2022 | 0.012 | | | | | | | | |
| 8/15/2022 | | | | <0.01 | | 0.0033 (J) | | | |
| 8/16/2022 | | 0.096 (O) | <0.01 | | <0.01 | | 0.014 | <0.01 | <0.01 |
| 10/12/2022 | | 0.043 (O) | | | | | | | |
| 2/15/2023 | 0.0029 (J) | 0.015 | 0.0047 (J) | | <0.01 | | | | |
| 2/17/2023 | | | | | | | 0.015 | | |
| 2/20/2023 | | | | | | | | | <0.01 |
| 2/21/2023 | | | | <0.01 | | <0.01 | | <0.01 | |
| 8/9/2023 | <0.01 | 0.015 | | | | | | | |
| 8/10/2023 | | | 0.0058 | | | | | | |
| 8/14/2023 | | | | <0.01 | <0.01 | | 0.017 | <0.01 | <0.01 |
| 8/16/2023 | | | | | | <0.01 | | | |
| 2/14/2024 | | | | <0.01 | | | | | |
| 2/19/2024 | | 0.019 | | | | 0.0056 | 0.018 | | |
| 2/20/2024 | | | 0.0042 (J) | | <0.01 | | | | |
| 2/21/2024 | <0.01 | | | | | | | <0.01 | <0.01 |
| 7/30/2024 | 0.0033 (J) | | | | | | | | |
| 7/31/2024 | | 0.037 | 0.0044 (J) | | | | | | |
| 8/5/2024 | | | | | | <0.01 | | | <0.01 |

ND substitution: RL or RL/2 if <15% NDs.

# Time Series

Constituent: Zinc (mg/L) Analysis Run 3/31/2026 4:41 AM

Plant Wansley Client: Southern Company Data: Wansley Landfill

| | GWC-8 | GWC-9 | GWC-10 | GWC-11 | GWC-12 | GWC-13 | GWC-14 | GWC-15 | GWC-16 |
|---|---|---|---|---|---|---|---|---|---|
| 8/6/2024 | | | | 0.022 | 0.013 | | 0.015 | <0.01 | |
| 2/11/2025 | | | | | | | | | <0.01 |
| 2/13/2025 | 0.0033 (J) | | | | | | | | |
| 2/17/2025 | | | | | <0.01 | | 0.018 | | |
| 2/18/2025 | | 0.016 | | 0.038 | | <0.01 | | <0.01 | |
| 2/19/2025 | | | 0.0066 | | | | | | |
| 8/13/2025 | <0.01 | 0.03 | | | | | | | |
| 8/15/2025 | | | | | | | | | <0.01 |
| 8/18/2025 | | | | <0.01 | <0.01 | | | <0.01 | |
| 8/19/2025 | | | <0.01 | | | <0.01 | 0.034 | | |
| 1/20/2026 | | | | | | | 0.018 | | |
| 1/21/2026 | | | <0.01 | <0.01 | <0.01 | <0.01 | | <0.01 | <0.01 |
| 1/22/2026 | <0.01 | 0.01 | | | | | | | |

ND substitution: RL or RL/2 if <15% NDs.

# Time Series

Constituent: Zinc (mg/L) Analysis Run 3/31/2026 4:41 AM

Plant Wansley Client: Southern Company Data: Wansley Landfill

| | GWC-17 | GWC-18 | GWC-19 | GWC-20 | GWC-21 | GWC-22 | GWC-23 | GWC-24 | GWC-25 |
|---|---|---|---|---|---|---|---|---|---|
| 8/30/2011 | 0.0035 | <0.01 | 0.0035 | | | | | | |
| 8/31/2011 | | | | <0.01 | 0.01 | | | | |
| 9/15/2011 | | | | | | 0.0058 | | | |
| 9/16/2011 | | | | | | | 0.0058 | | |
| 9/17/2011 | | | | | | | | | 0.0028 |
| 10/26/2011 | 0.0032 | 0.0025 | 0.0054 | | | | | | |
| 10/27/2011 | | | | 0.0038 | 0.0087 | | | | |
| 10/29/2011 | | | | | | 0.0031 | 0.0032 | | |
| 10/31/2011 | | | | | | | | | 0.003 |
| 12/3/2011 | 0.0027 | 0.0027 | 0.0046 | | | | | | |
| 12/4/2011 | | | | 0.0028 | 0.0093 | | | | |
| 12/13/2011 | | | | | | 0.0068 | 0.0074 | | |
| 12/14/2011 | | | | | | | | | 0.0029 |
| 1/25/2012 | <0.01 | | | | | <0.01 | | | |
| 1/31/2012 | | | | | | | 0.0031 | | |
| 2/7/2012 | | | | | | | | | 0.0092 |
| 2/8/2012 | | | <0.01 | <0.01 | 0.0086 | | | | |
| 2/9/2012 | | <0.01 | | | | | | | |
| 7/11/2012 | <0.01 | <0.01 | <0.01 | <0.01 | | | | | |
| 7/17/2012 | | | | | 0.009 | | | | 0.01 |
| 7/18/2012 | | | | | | 0.0056 | 0.0054 | | |
| 1/8/2013 | <0.01 | <0.01 | <0.01 | <0.01 | | | | | |
| 1/9/2013 | | | | | 0.006 | | | | |
| 1/22/2013 | | | | | | <0.01 | 0.0061 | | |
| 7/16/2013 | <0.01 | <0.01 | <0.01 | <0.01 | 0.0052 | <0.01 | | | |
| 7/23/2013 | | | | | | | 0.0038 | | |
| 7/24/2013 | | | | | | | | | 0.033 |
| 1/14/2014 | 0.0021 (J) | 0.0005 (J) | | | | | | | |
| 1/21/2014 | | | 0.0025 | 0.0018 (J) | 0.0066 | 0.0015 (J) | | | |
| 1/22/2014 | | | | | | | 0.0035 | | |
| 1/23/2014 | | | | | | | | | 0.015 |
| 6/24/2014 | | 0.00099 (J) | 0.0014 (J) | 0.0006 (J) | 0.0059 | | | | |
| 6/25/2014 | 0.0012 (J) | | | | | 0.00094 (J) | | | |
| 7/1/2014 | | | | | | | 0.0031 | | |
| 7/8/2014 | | | | | | | | 0.0043 | 0.011 |
| 1/13/2015 | | 0.00063 (J) | 0.0019 (J) | 0.00086 (J) | 0.005 | | | | |
| 1/14/2015 | 0.0015 (J) | | | | | 0.00073 (J) | | | |
| 1/21/2015 | | | | | | | | | 0.0057 |
| 1/22/2015 | | | | | | | 0.0049 | | |
| 7/23/2015 | | <0.01 | 0.0025 | <0.01 | 0.0042 | <0.01 | | | |
| 7/28/2015 | <0.01 | | | | | | | | |
| 7/29/2015 | | | | | | | 0.0024 (J) | | |
| 7/30/2015 | | | | | | | | | 0.0072 |
| 7/31/2015 | | | | | | | | 0.0052 | |
| 1/20/2016 | | | | | | | | 0.0086 | |
| 1/21/2016 | | | | | | | <0.01 | | 0.017 |
| 1/26/2016 | | | | | 0.0043 | <0.01 | | | |
| 1/27/2016 | <0.01 | <0.01 | <0.01 | <0.01 | | | | | |
| 7/25/2016 | | <0.01 | 0.016 (J) | 0.038 | | | | | |
| 7/26/2016 | | | | | 0.023 | 0.017 (J) | | | |
| 7/27/2016 | <0.01 | | | | | | <0.01 | <0.01 | 0.0076 (J) |
| 1/24/2017 | | | | | | | | | 0.0085 (J) |

ND substitution: RL or RL/2 if <15% NDs.

# Time Series

Constituent: Zinc (mg/L) Analysis Run 3/31/2026 4:41 AM

Plant Wansley Client: Southern Company Data: Wansley Landfill

| | GWC-17 | GWC-18 | GWC-19 | GWC-20 | GWC-21 | GWC-22 | GWC-23 | GWC-24 | GWC-25 |
|---|---|---|---|---|---|---|---|---|---|
| 2/1/2017 | <0.01 | <0.01 | | | | | | | |
| 2/2/2017 | | | <0.01 | <0.01 | <0.01 | | | | |
| 2/3/2017 | | | | | | <0.01 | <0.01 | 0.0094 (J) | |
| 8/3/2017 | | | | | | | | | <0.01 |
| 8/7/2017 | <0.01 | <0.01 | <0.01 | 0.013 (J) | <0.01 | | | | |
| 8/8/2017 | | | | | | <0.01 | <0.01 | 0.0098 (J) | |
| 1/25/2018 | <0.01 | <0.01 | <0.01 | | | <0.01 | <0.01 | <0.01 | 0.009 (J) |
| 1/26/2018 | | | | <0.01 | <0.01 | | | | |
| 6/20/2018 | | | | | <0.01 | <0.01 | <0.01 | | |
| 6/21/2018 | | <0.01 | <0.01 | <0.01 | | | | | |
| 6/26/2018 | <0.01 | | | | | | | | |
| 6/27/2018 | | | | | | | | <0.01 | 0.0086 (J) |
| 1/24/2019 | <0.01 | | | | 0.0034 (J) | <0.01 | | | 0.013 |
| 1/25/2019 | | | | | | | <0.01 | | |
| 1/28/2019 | | 0.0033 (J) | 0.0049 (J) | 0.014 | | | | | |
| 1/31/2019 | | | | | | | | 0.006 | |
| 6/25/2019 | <0.01 | | | <0.01 | 0.0039 (J) | <0.01 | | | 0.01 |
| 6/26/2019 | | | 0.0038 (J) | | | | <0.01 | 0.0062 | |
| 6/27/2019 | | <0.01 | | | | | | | |
| 9/10/2019 | | | | | | 0.0061 | | | |
| 9/11/2019 | 0.012 | 0.0038 (J) | | 0.0061 | 0.0068 | | | 0.0081 | 0.037 |
| 9/12/2019 | | | 0.0086 | | | | 0.0042 (J) | | |
| 3/12/2020 | | | | | | | | 0.008 | 0.0089 |
| 3/17/2020 | <0.01 | <0.01 | | | | | | | |
| 3/18/2020 | | | 0.0078 | <0.01 | 0.0052 | <0.01 | <0.01 | | |
| 9/10/2020 | | | | | | <0.01 | 0.004 (J) | | |
| 9/14/2020 | 0.0048 (J) | 0.0053 | | | | | | | 0.024 |
| 9/15/2020 | | | 0.0037 (J) | <0.01 | 0.0052 | | | 0.0073 | |
| 3/15/2021 | | | | | | <0.01 | | | |
| 3/16/2021 | <0.01 | <0.01 | | <0.01 | 0.0033 (J) | | | | |
| 3/17/2021 | | | 0.0056 | | | | | | 0.0088 |
| 3/18/2021 | | | | | | | <0.01 | 0.0064 | |
| 8/19/2021 | | | | | <0.01 | <0.01 | | 0.014 | 0.0076 |
| 8/20/2021 | <0.01 | | | | | | | | |
| 8/23/2021 | | | | | | | 0.032 (O) | | |
| 8/24/2021 | | <0.01 | 0.0034 (J) | <0.01 | | | | | |
| 3/7/2022 | | | | <0.01 | 0.0029 (J) | | | | |
| 3/8/2022 | <0.01 | <0.01 | 0.0056 | | | <0.01 | | | <0.01 |
| 3/9/2022 | | | | | | | <0.01 | | |
| 3/10/2022 | | | | | | | | 0.0037 (J) | |
| 8/10/2022 | | | | | | | | | 0.02 |
| 8/11/2022 | 0.003 (J) | <0.01 | <0.01 | | | | | | |
| 8/16/2022 | | | | 0.004 (J) | 0.0093 | | 0.016 | | |
| 8/17/2022 | | | | | | <0.01 | | | |
| 8/18/2022 | | | | | | | | 0.006 | |
| 2/14/2023 | | | | | | 0.012 | | | |
| 2/16/2023 | | | | | | | | 0.0059 | |
| 2/20/2023 | <0.01 | <0.01 | | | | | | | |
| 2/21/2023 | | | 0.0072 | | 0.0038 (J) | | <0.01 | | 0.0069 |
| 2/22/2023 | | | | 0.0035 (J) | | | | | |
| 8/9/2023 | | 0.0033 (J) | 0.0032 (J) | <0.01 | <0.01 | | | | |
| 8/10/2023 | <0.01 | | | | | | | | |

ND substitution: RL or RL/2 if <15% NDs.

# Time Series

Constituent: Zinc (mg/L) Analysis Run 3/31/2026 4:41 AM

Plant Wansley Client: Southern Company Data: Wansley Landfill

| | GWC-17 | GWC-18 | GWC-19 | GWC-20 | GWC-21 | GWC-22 | GWC-23 | GWC-24 | GWC-25 |
|---|---|---|---|---|---|---|---|---|---|
| 8/14/2023 | | | | | | <0.01 | | | |
| 8/15/2023 | | | | | | | <0.01 | | 0.0098 |
| 8/16/2023 | | | | | | | | 0.0034 (J) | |
| 2/14/2024 | | | | | | 0.0031 (J) | | | |
| 2/19/2024 | | | | | <0.01 | | <0.01 | | |
| 2/20/2024 | <0.01 | | | <0.01 | | | | | |
| 2/21/2024 | | <0.01 | 0.0065 | | | | | | 0.0042 (J) |
| 2/22/2024 | | | | | | | | 0.024 | |
| 7/30/2024 | | | | | 0.0028 (J) | | <0.01 | | |
| 8/1/2024 | | | | | | | | | 0.0033 (J) |
| 8/2/2024 | | | | <0.01 | | | | | |
| 8/6/2024 | | | <0.01 | | | 0.007 | | 0.0049 (J) | |
| 8/7/2024 | <0.01 | <0.01 | | | | | | | |
| 2/11/2025 | | | | | <0.01 | <0.01 | <0.01 | | |
| 2/13/2025 | 0.0031 (J) | <0.01 | | | | | | | |
| 2/14/2025 | | | 0.0048 (J) | 0.0031 (J) | | | | 0.0076 | 0.0052 |
| 8/12/2025 | | | | <0.01 | <0.01 | <0.01 | <0.01 | | |
| 8/13/2025 | <0.01 | <0.01 | <0.01 | | | | | | <0.01 |
| 8/14/2025 | | | | | | | | <0.01 | |
| 1/20/2026 | | | | | <0.01 | <0.01 | | | |
| 1/21/2026 | <0.01 | <0.01 | <0.01 | <0.01 | | | | <0.01 | <0.01 |
| 1/22/2026 | | | | | | | <0.01 | | |

ND substitution: RL or RL/2 if <15% NDs.

# Time Series

Constituent: Zinc (mg/L) Analysis Run 3/31/2026 4:41 AM

Plant Wansley Client: Southern Company Data: Wansley Landfill

| | GWC-26 | GWC-27 | GWC-30 | GWC-31 | GWC-32 | GWC-33 | GWC-34 | GWC-35 |
|---|---|---|---|---|---|---|---|---|
| 9/15/2011 | | | <0.01 | | 0.11 | | | |
| 9/16/2011 | | | | | | 0.0033 | 0.0029 | 0.006 |
| 9/17/2011 | 0.0061 | 0.0044 | | 0.02 | | | | |
| 10/28/2011 | | | 0.0062 | | | | | |
| 10/29/2011 | 0.0038 | 0.0049 | | | | | | |
| 10/30/2011 | | | | | | 0.0071 | | |
| 10/31/2011 | | | | 0.028 | 0.099 | | <0.01 | 0.0055 |
| 12/12/2011 | | | | | | | 0.0027 | 0.006 |
| 12/13/2011 | | | 0.003 | | 0.11 | 0.0062 | | |
| 12/14/2011 | 0.0033 | 0.0057 | | | | | | |
| 1/25/2012 | | 0.0051 | | | | | | |
| 2/1/2012 | | | | | 0.1 | 0.0033 | <0.01 | 0.0046 |
| 2/7/2012 | 0.0036 | | | 0.0091 | | | | |
| 2/8/2012 | | | 0.009 | | | | | |
| 7/16/2012 | | | | | | | <0.01 | 0.0038 |
| 7/17/2012 | 0.0028 | 0.015 | | | 0.084 | 0.0083 | | |
| 7/18/2012 | | | <0.01 | | | | | |
| 1/22/2013 | | | | | | | <0.01 | 0.0028 |
| 1/23/2013 | | | | 0.014 | 0.06 | 0.0038 | | |
| 1/24/2013 | <0.01 | 0.0041 | 0.0066 | | | | | |
| 7/2/2013 | | | | | | | | 0.0025 |
| 7/17/2013 | | | | | | 0.0059 | <0.01 | |
| 7/24/2013 | <0.01 | 0.0036 | <0.01 | | 0.073 | | | |
| 1/21/2014 | | | | | | | | 0.0036 |
| 1/23/2014 | 0.019 | 0.02 | 0.0028 | 0.012 | 0.038 | 0.008 | 0.0034 | |
| 6/25/2014 | | | | | | | 0.00083 (J) | 0.0021 (J) |
| 7/1/2014 | | | 0.0014 (J) | 0.015 | 0.054 | | | |
| 7/8/2014 | 0.0048 | 0.0032 | | | | | | |
| 1/14/2015 | | | | | | | 0.0014 (J) | 0.0022 (J) |
| 1/20/2015 | | | <0.01 | | 0.033 | 0.0058 | | |
| 1/21/2015 | 0.0022 (J) | 0.0039 | | 0.0081 | | | | |
| 7/28/2015 | | | | | | | | 0.0016 (J) |
| 7/29/2015 | | | | | | 0.0049 | <0.01 | |
| 7/30/2015 | | 0.0033 | <0.01 | | 0.029 | | | |
| 7/31/2015 | <0.01 | | | | | | | |
| 1/19/2016 | | | <0.01 | | | | | |
| 1/21/2016 | | | | | | | <0.01 | 0.0016 (J) |
| 1/22/2016 | | 0.012 | | | | | | |
| 1/25/2016 | 0.0035 | | | 0.0067 | 0.037 | 0.0046 | | |
| 7/21/2016 | | | <0.01 | | | | <0.01 | <0.01 |
| 7/22/2016 | | | | | 0.078 | <0.01 | | |
| 7/26/2016 | <0.01 | <0.01 | | | | | | |
| 7/27/2016 | | | | 0.014 (J) | | | | |
| 1/19/2017 | 0.015 (J) | | | | | | | |
| 1/20/2017 | | <0.01 | | | | | | |
| 1/24/2017 | | | <0.01 | | | | | |
| 1/25/2017 | | | | <0.01 | | <0.01 | <0.01 | |
| 1/26/2017 | | | | | 0.07 | | | <0.01 |
| 8/3/2017 | <0.01 | <0.01 | | | 0.059 | | <0.01 | <0.01 |
| 8/4/2017 | | | <0.01 | 0.033 | | <0.01 | | |
| 1/19/2018 | | <0.01 | | | | | | |
| 1/22/2018 | <0.01 | | | | | | | |

ND substitution: RL or RL/2 if <15% NDs.

# Time Series

Constituent: Zinc (mg/L) Analysis Run 3/31/2026 4:41 AM

Plant Wansley Client: Southern Company Data: Wansley Landfill

| | GWC-26 | GWC-27 | GWC-30 | GWC-31 | GWC-32 | GWC-33 | GWC-34 | GWC-35 |
|---|---|---|---|---|---|---|---|---|
| 1/23/2018 | | | | 0.026 | 0.065 | <0.01 | <0.01 | <0.01 |
| 1/24/2018 | | | <0.01 | | | | | |
| 6/19/2018 | | | | | | | | <0.01 |
| 6/20/2018 | | | | | | | <0.01 | |
| 6/21/2018 | | | <0.01 | | | | | |
| 6/26/2018 | | | | | 0.047 | <0.01 | | |
| 6/27/2018 | <0.01 | <0.01 | | 0.012 (J) | | | | |
| 1/21/2019 | | | | | | | | <0.01 |
| 1/24/2019 | <0.01 | 0.0041 (J) | | | | | | |
| 1/28/2019 | | | | | | | 0.0031 (J) | |
| 1/30/2019 | | | <0.01 | | 0.053 | 0.0096 | | |
| 1/31/2019 | | | | 0.008 | | | | |
| 6/25/2019 | 0.0045 (J) | | | | | | | |
| 6/26/2019 | | <0.01 | | 0.011 | | 0.0056 | <0.01 | <0.01 |
| 6/27/2019 | | | <0.01 | | 0.082 | | | |
| 9/10/2019 | | | 0.019 | | | | | |
| 9/11/2019 | | | | 0.081 | | | 0.0068 | |
| 9/12/2019 | 0.0059 | 0.0079 | | | 0.098 | 0.01 | | 0.0045 (J) |
| 3/11/2020 | | | 0.022 | | | | 0.0032 (J) | 0.0034 (J) |
| 3/12/2020 | | 0.0051 | | | | 0.0061 | | |
| 3/13/2020 | 0.0087 | | | | | | | |
| 3/17/2020 | | | | 0.044 | | | | |
| 3/18/2020 | | | | | 0.13 | | | |
| 9/9/2020 | | 0.0079 | | | | | | |
| 9/10/2020 | | | <0.01 | | | | | |
| 9/11/2020 | | | | 0.0094 | | | <0.01 | <0.01 |
| 9/15/2020 | 0.0042 (J) | | | | 0.07 | | | |
| 9/16/2020 | | | | | | 0.012 | | |
| 3/16/2021 | | | | 0.014 | | | <0.01 | <0.01 |
| 3/17/2021 | <0.01 | | | | 0.081 | | | |
| 3/18/2021 | | <0.01 | 0.078 (O) | | | <0.01 | | |
| 8/18/2021 | | | | | | | | <0.01 |
| 8/19/2021 | 0.0049 (J) | | | | | | | |
| 8/23/2021 | | <0.01 | <0.01 | | | | | |
| 8/24/2021 | | | | | 0.022 | <0.01 | <0.01 | |
| 8/25/2021 | | | | 0.0074 | | | | |
| 3/2/2022 | | | <0.01 | | | | <0.01 | <0.01 |
| 3/8/2022 | | <0.01 | | | | | | |
| 3/9/2022 | <0.01 | | | | 0.024 | 0.12 (O) | | |
| 3/10/2022 | | | | 0.0066 | | | | |
| 5/4/2022 | | | | | | 0.022 | | |
| 8/10/2022 | 0.0053 | 0.0071 | <0.01 | | 0.017 | | 0.0049 (J) | |
| 8/15/2022 | | | | | | 0.018 | | 0.014 |
| 8/16/2022 | | | | 0.016 | | | | |
| 2/14/2023 | | | <0.01 | | | | | |
| 2/15/2023 | | | | | 0.024 | | | |
| 2/20/2023 | | <0.01 | | | | 0.0038 (J) | <0.01 | <0.01 |
| 2/21/2023 | <0.01 | | | | | | | |
| 2/22/2023 | | | | 0.011 | | | | |
| 8/15/2023 | | <0.01 | | | 0.019 | <0.01 | | |
| 8/16/2023 | <0.01 | | <0.01 | 0.022 | | | <0.01 | <0.01 |
| 2/20/2024 | <0.01 | <0.01 | | | 0.028 | <0.01 | | |

ND substitution: RL or RL/2 if <15% NDs.

# Time Series

Constituent: Zinc (mg/L) Analysis Run 3/31/2026 4:41 AM

Plant Wansley Client: Southern Company Data: Wansley Landfill

| | GWC-26 | GWC-27 | GWC-30 | GWC-31 | GWC-32 | GWC-33 | GWC-34 | GWC-35 |
|---|---|---|---|---|---|---|---|---|
| 2/21/2024 | | | <0.01 | 0.0041 (J) | | | | |
| 2/22/2024 | | | | | | | <0.01 | <0.01 |
| 7/30/2024 | | <0.01 | | | | | | |
| 7/31/2024 | | | | | | <0.01 | | |
| 8/2/2024 | <0.01 | | | 0.038 | | | | |
| 8/5/2024 | | | <0.01 | | | | <0.01 | 0.0031 (J) |
| 8/6/2024 | | | | | 0.023 | | | |
| 2/11/2025 | | <0.01 | | | | | | |
| 2/13/2025 | <0.01 | | <0.01 | | | | <0.01 | |
| 2/18/2025 | | | | 0.012 | | | | 0.0032 (J) |
| 2/19/2025 | | | | | 0.025 | 0.0032 (J) | | |
| 8/13/2025 | <0.01 | <0.01 | | | | | | |
| 8/14/2025 | | | <0.01 | | 0.034 | | <0.01 | <0.01 |
| 8/15/2025 | | | | <0.01 | | | | |
| 8/19/2025 | | | | | | <0.01 | | |
| 1/21/2026 | | <0.01 | <0.01 | | 0.03 | | | |
| 1/22/2026 | <0.01 | | | | | <0.01 | <0.01 | <0.01 |
| 2/11/2026 | | | | 0.018 | | | | |

ND substitution: RL or RL/2 if <15% NDs.

FIGURE B.

Sanitas™ v.10.1.06 Software licensed to Groundwater Stats Consulting. UG

Box & Whiskers Plot

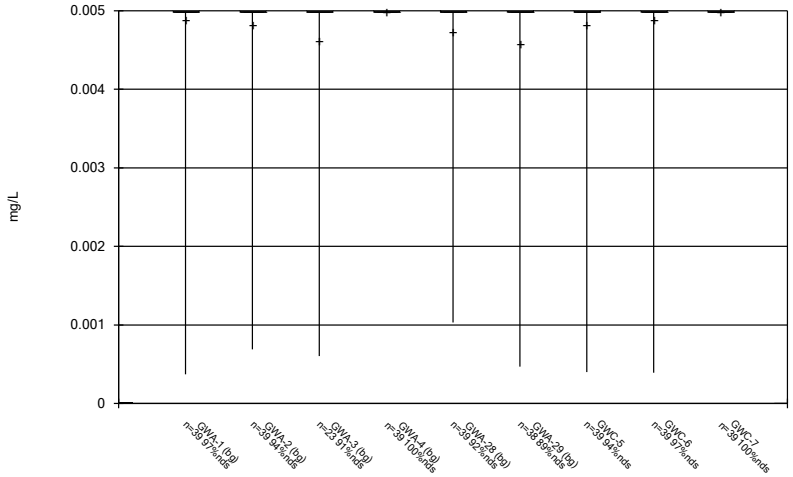


Constituent: Antimony Analysis Run 3/31/2026 4:43 AM

Plant Wansley Client: Southern Company Data: Wansley Landfill

Sanitas™ v.10.1.06 Software licensed to Groundwater Stats Consulting. UG

Box & Whiskers Plot




Constituent: Antimony Analysis Run 3/31/2026 4:43 AM

Plant Wansley Client: Southern Company Data: Wansley Landfill

Sanitas™ v.10.1.06 Software licensed to Groundwater Stats Consulting. UG

Box & Whiskers Plot

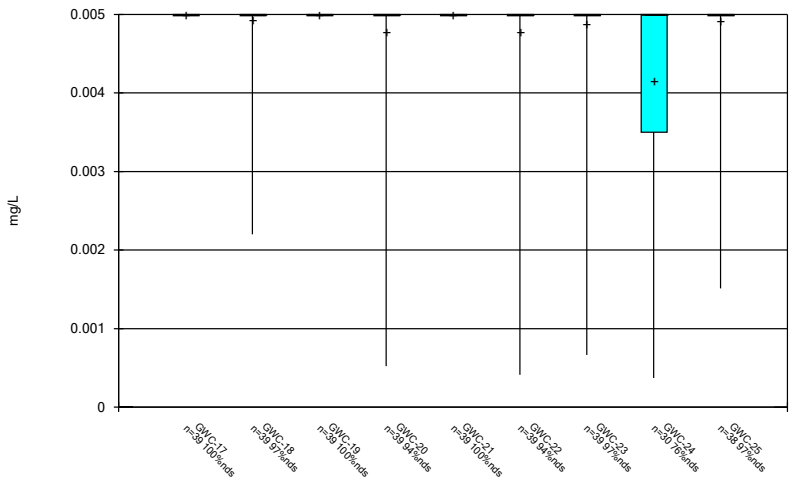


Constituent: Antimony Analysis Run 3/31/2026 4:43 AM

Plant Wansley Client: Southern Company Data: Wansley Landfill

Sanitas™ v.10.1.06 Software licensed to Groundwater Stats Consulting. UG

Box & Whiskers Plot

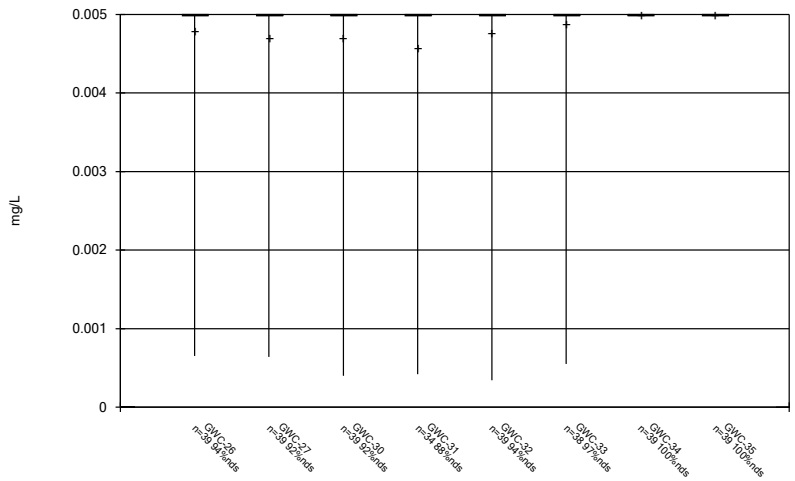


Constituent: Antimony Analysis Run 3/31/2026 4:43 AM

Plant Wansley Client: Southern Company Data: Wansley Landfill

Sanitas™ v.10.1.06 Software licensed to Groundwater Stats Consulting. UG

Box & Whiskers Plot

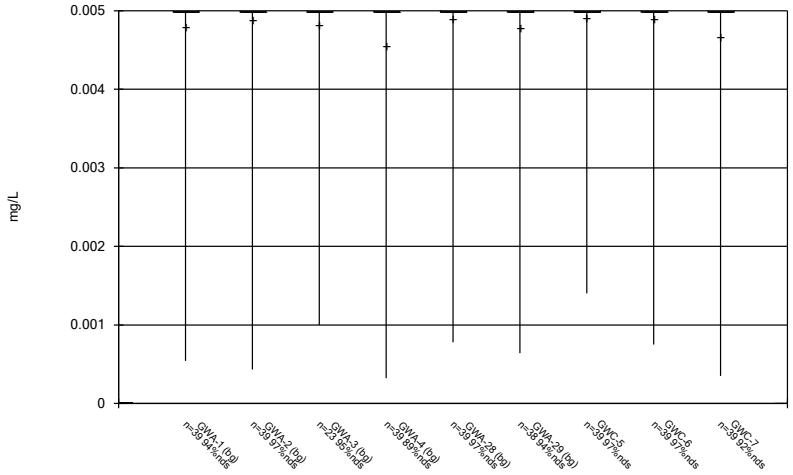


Constituent: Arsenic Analysis Run 3/31/2026 4:43 AM

Plant Wansley Client: Southern Company Data: Wansley Landfill

Sanitas™ v.10.1.06 Software licensed to Groundwater Stats Consulting. UG

Box & Whiskers Plot

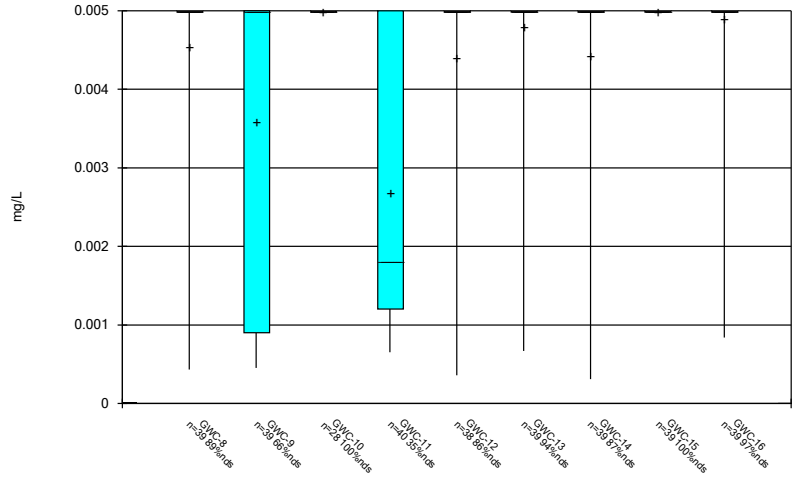


Constituent: Arsenic Analysis Run 3/31/2026 4:43 AM

Plant Wansley Client: Southern Company Data: Wansley Landfill

Sanitas™ v.10.1.06 Software licensed to Groundwater Stats Consulting. UG

Box & Whiskers Plot

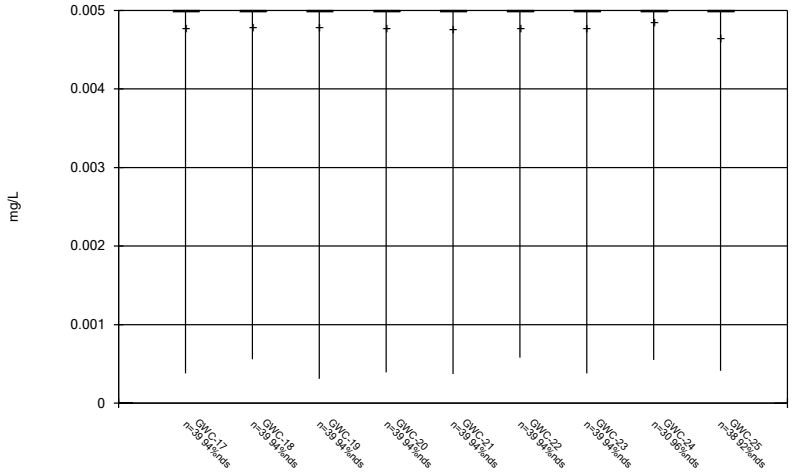


Constituent: Arsenic Analysis Run 3/31/2026 4:43 AM

Plant Wansley Client: Southern Company Data: Wansley Landfill

Sanitas™ v.10.1.06 Software licensed to Groundwater Stats Consulting. UG

Box & Whiskers Plot

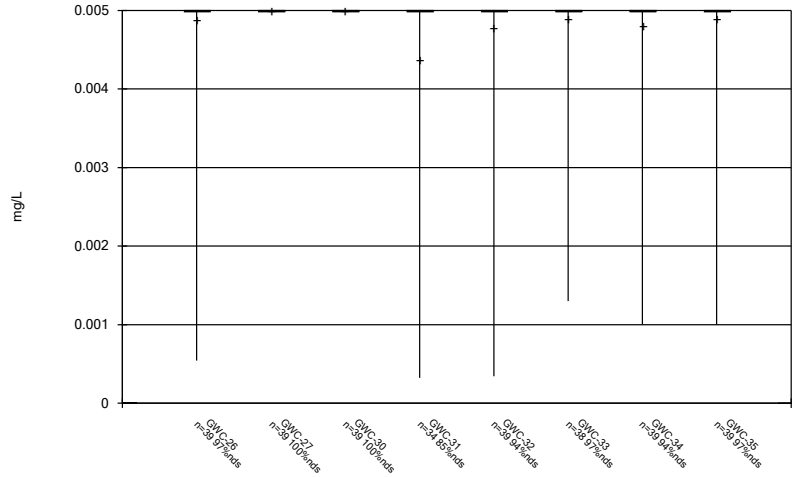


Constituent: Arsenic Analysis Run 3/31/2026 4:43 AM

Plant Wansley Client: Southern Company Data: Wansley Landfill

Sanitas™ v.10.1.06 Software licensed to Groundwater Stats Consulting. UG

Box & Whiskers Plot

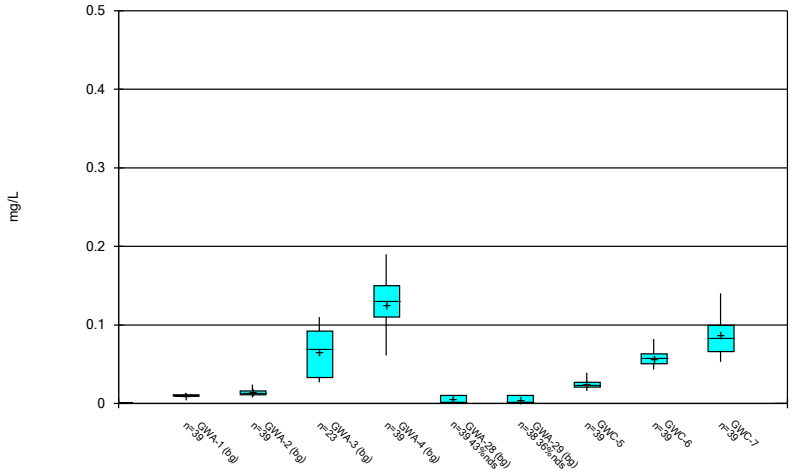


Constituent: Barium Analysis Run 3/31/2026 4:43 AM

Plant Wansley Client: Southern Company Data: Wansley Landfill

Sanitas™ v.10.1.06 Software licensed to Groundwater Stats Consulting. UG

Box & Whiskers Plot

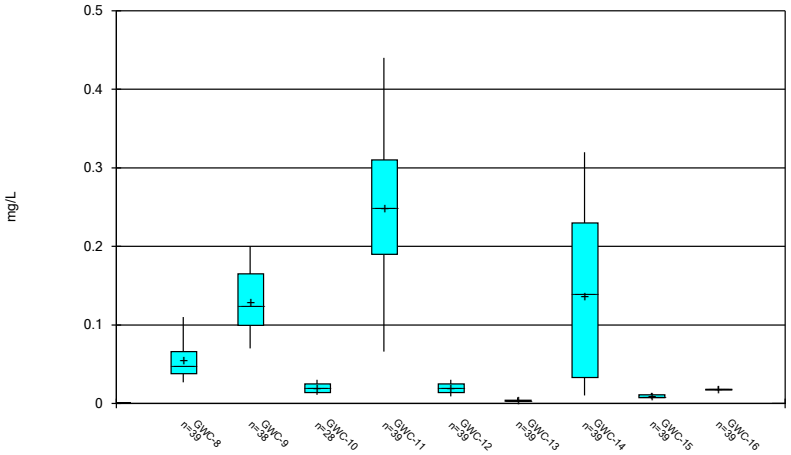


Constituent: Barium Analysis Run 3/31/2026 4:43 AM

Plant Wansley Client: Southern Company Data: Wansley Landfill

Sanitas™ v.10.1.06 Software licensed to Groundwater Stats Consulting. UG

Box & Whiskers Plot

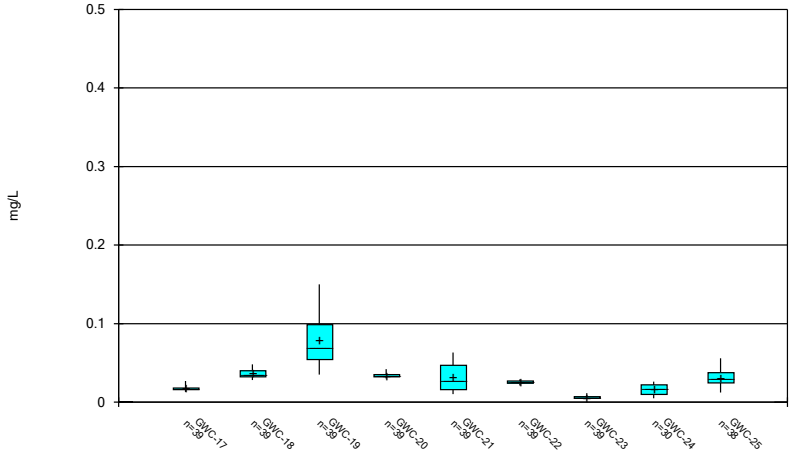


Constituent: Barium Analysis Run 3/31/2026 4:43 AM

Plant Wansley Client: Southern Company Data: Wansley Landfill

Sanitas™ v.10.1.06 Software licensed to Groundwater Stats Consulting. UG

Box & Whiskers Plot

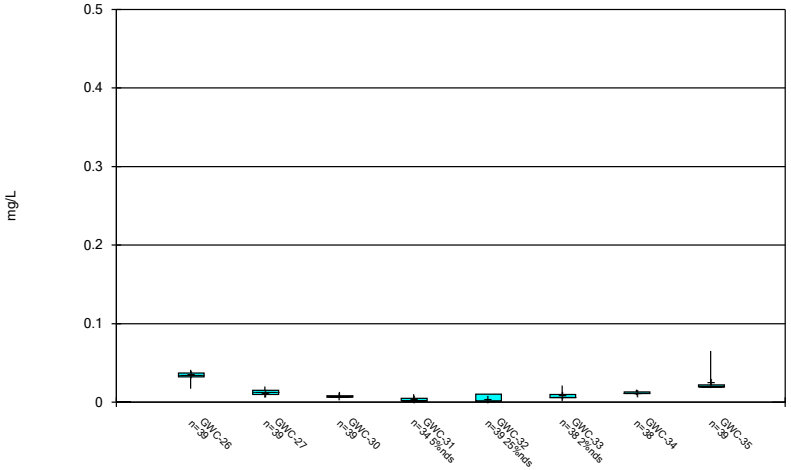


Constituent: Barium Analysis Run 3/31/2026 4:43 AM

Plant Wansley Client: Southern Company Data: Wansley Landfill

Sanitas™ v.10.1.06 Software licensed to Groundwater Stats Consulting. UG

## Box & Whiskers Plot

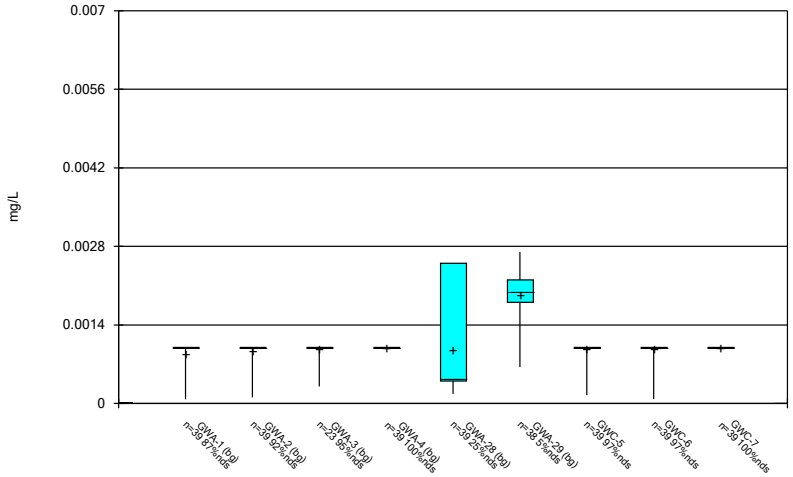


Constituent: Beryllium Analysis Run 3/31/2026 4:43 AM

Plant Wansley Client: Southern Company Data: Wansley Landfill

Sanitas™ v.10.1.06 Software licensed to Groundwater Stats Consulting. UG

## Box & Whiskers Plot

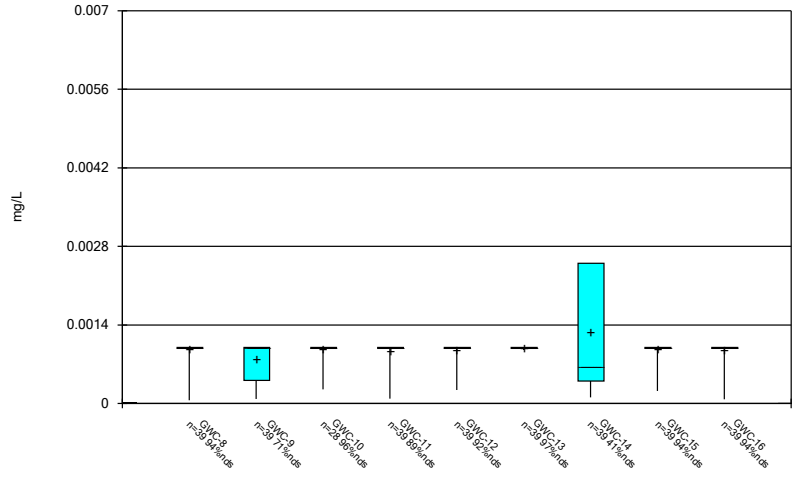


Constituent: Beryllium Analysis Run 3/31/2026 4:43 AM

Plant Wansley Client: Southern Company Data: Wansley Landfill

Sanitas™ v.10.1.06 Software licensed to Groundwater Stats Consulting. UG

## Box & Whiskers Plot

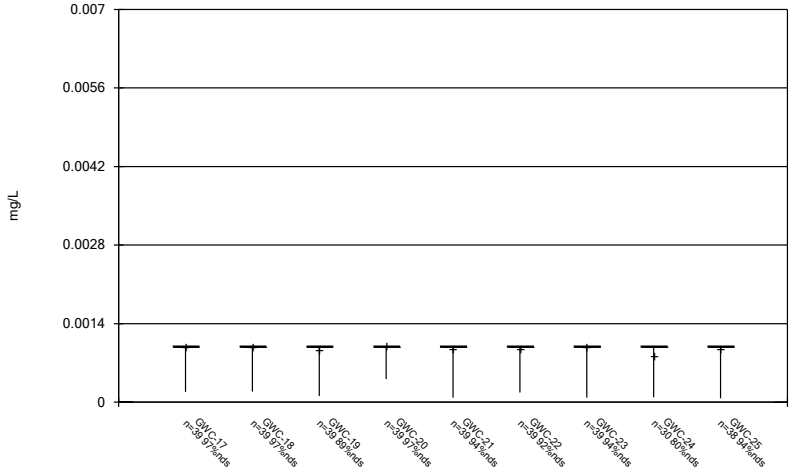


Constituent: Beryllium Analysis Run 3/31/2026 4:43 AM

Plant Wansley Client: Southern Company Data: Wansley Landfill

Sanitas™ v.10.1.06 Software licensed to Groundwater Stats Consulting. UG

## Box & Whiskers Plot

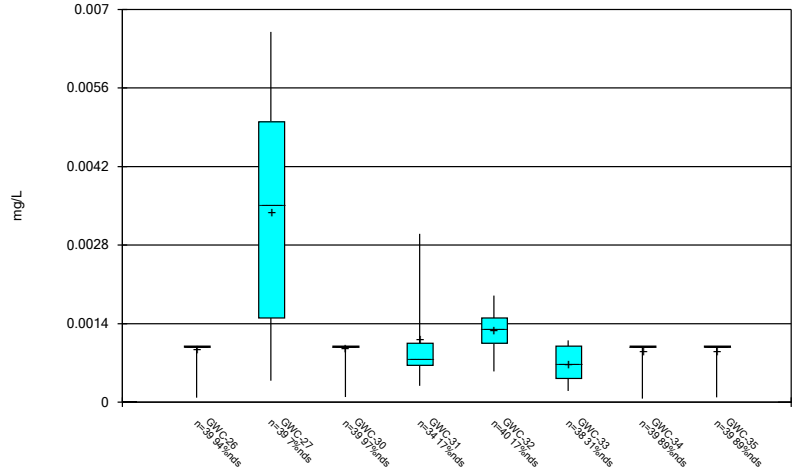


Constituent: Beryllium Analysis Run 3/31/2026 4:43 AM

Plant Wansley Client: Southern Company Data: Wansley Landfill

Sanitas™ v.10.1.06 Software licensed to Groundwater Stats Consulting. UG

Box & Whiskers Plot

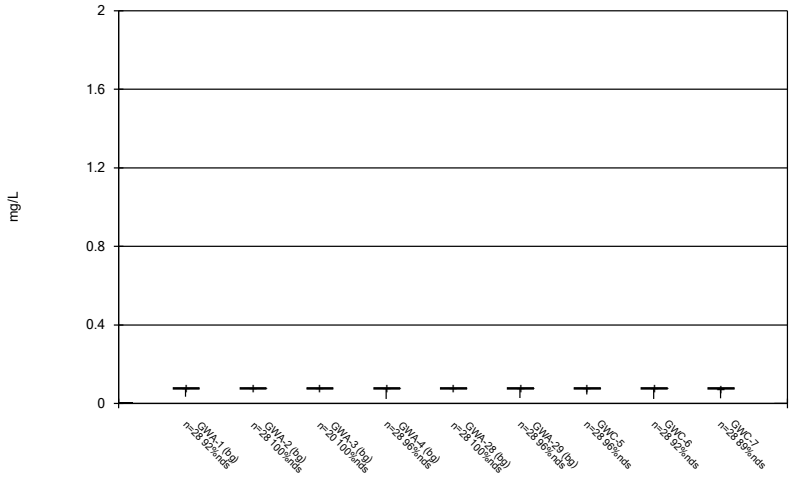


Constituent: Boron Analysis Run 3/31/2026 4:43 AM

Plant Wansley Client: Southern Company Data: Wansley Landfill

Sanitas™ v.10.1.06 Software licensed to Groundwater Stats Consulting. UG

Box & Whiskers Plot

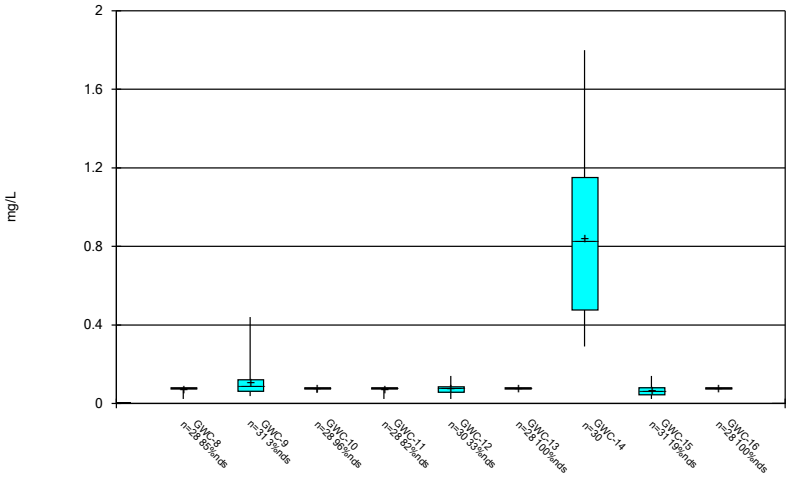


Constituent: Boron Analysis Run 3/31/2026 4:43 AM

Plant Wansley Client: Southern Company Data: Wansley Landfill

Sanitas™ v.10.1.06 Software licensed to Groundwater Stats Consulting. UG

Box & Whiskers Plot

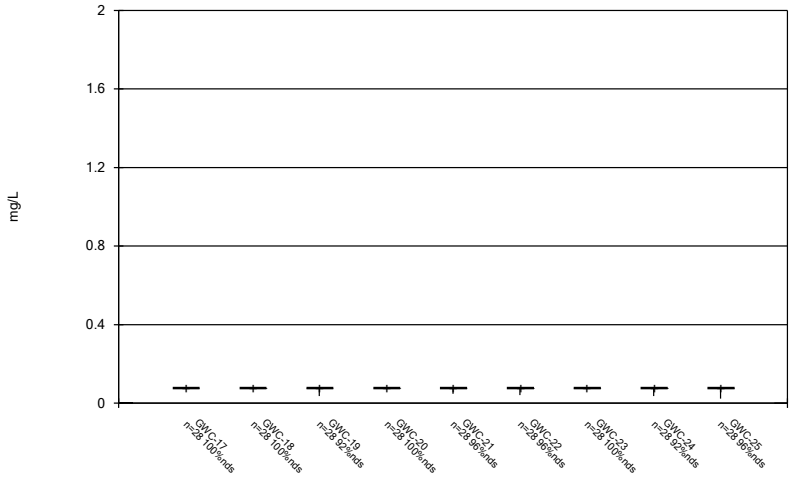


Constituent: Boron Analysis Run 3/31/2026 4:43 AM

Plant Wansley Client: Southern Company Data: Wansley Landfill

Sanitas™ v.10.1.06 Software licensed to Groundwater Stats Consulting. UG

Box & Whiskers Plot

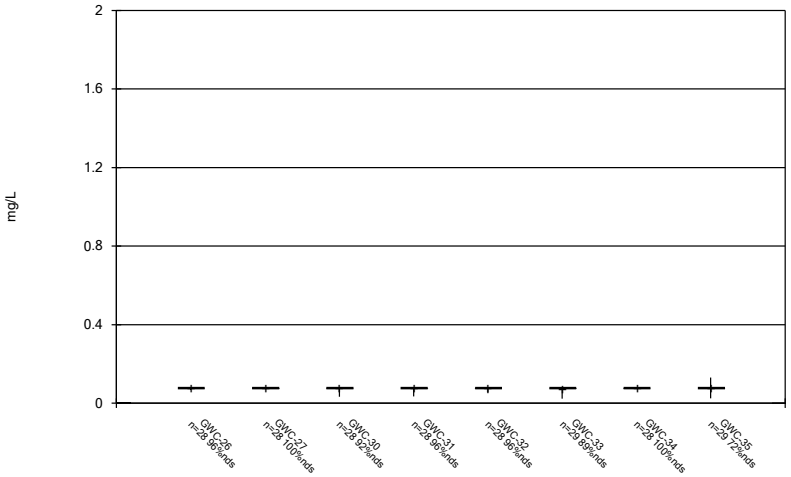


Constituent: Boron Analysis Run 3/31/2026 4:43 AM

Plant Wansley Client: Southern Company Data: Wansley Landfill

Sanitas™ v.10.1.06 Software licensed to Groundwater Stats Consulting. UG

## Box & Whiskers Plot

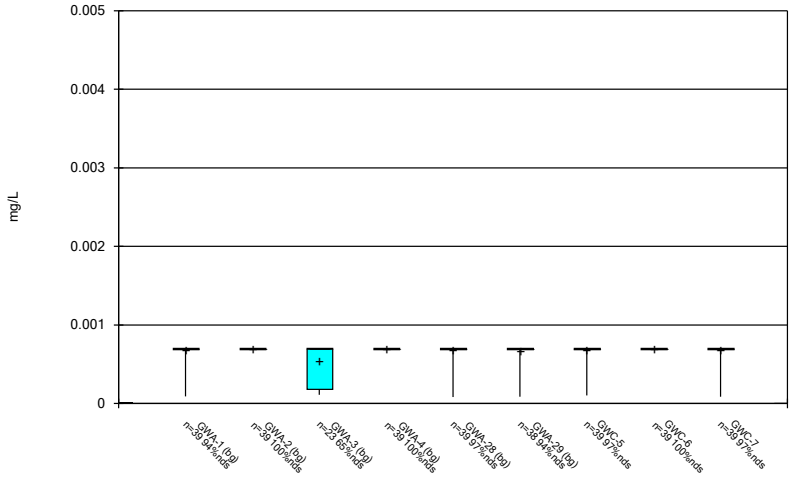


Constituent: Cadmium Analysis Run 3/31/2026 4:44 AM

Plant Wansley Client: Southern Company Data: Wansley Landfill

Sanitas™ v.10.1.06 Software licensed to Groundwater Stats Consulting. UG

## Box & Whiskers Plot

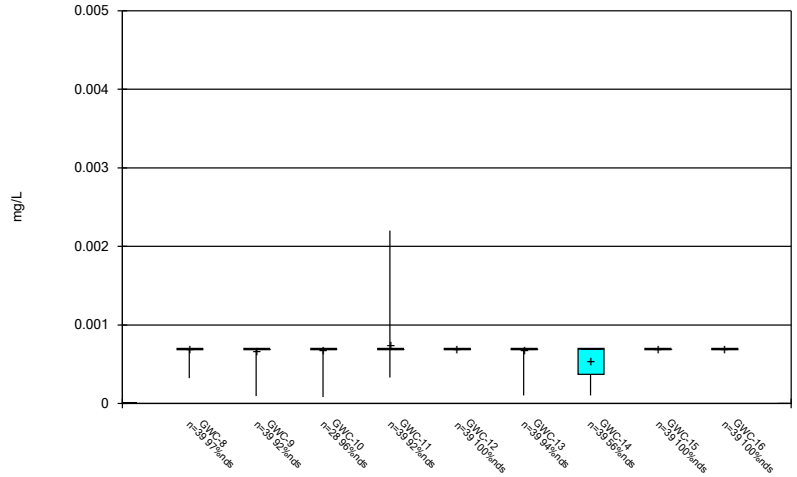


Constituent: Cadmium Analysis Run 3/31/2026 4:44 AM

Plant Wansley Client: Southern Company Data: Wansley Landfill

Sanitas™ v.10.1.06 Software licensed to Groundwater Stats Consulting. UG

## Box & Whiskers Plot

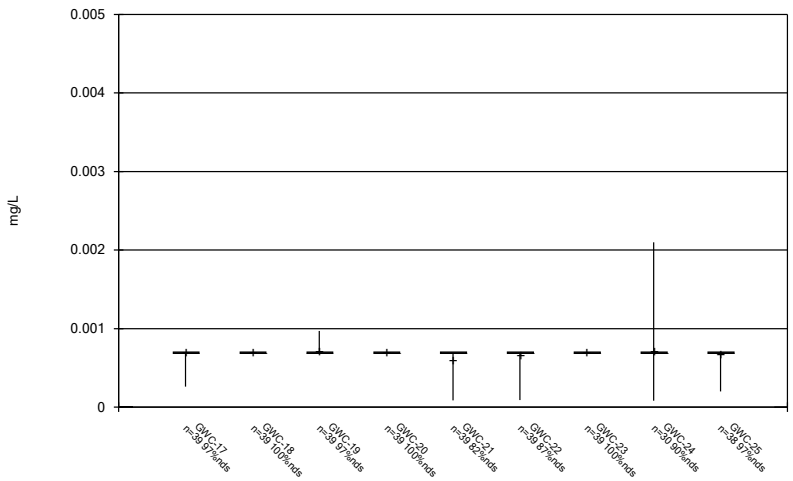


Constituent: Cadmium Analysis Run 3/31/2026 4:44 AM

Plant Wansley Client: Southern Company Data: Wansley Landfill

Sanitas™ v.10.1.06 Software licensed to Groundwater Stats Consulting. UG

## Box & Whiskers Plot

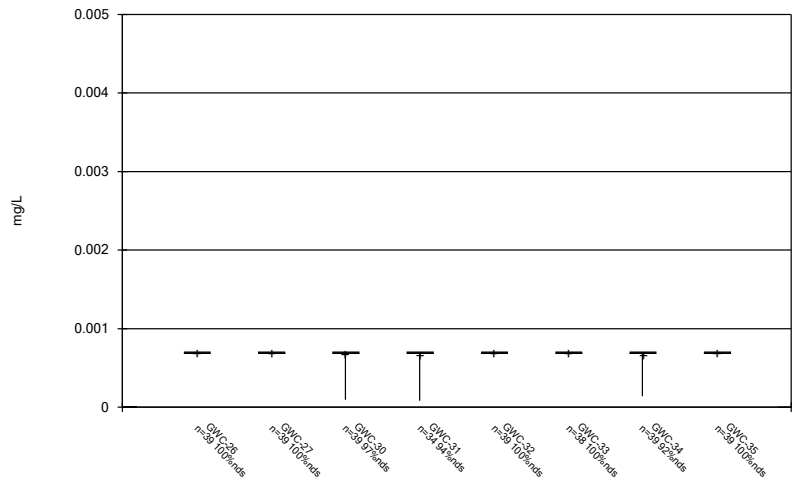


Constituent: Cadmium Analysis Run 3/31/2026 4:44 AM

Plant Wansley Client: Southern Company Data: Wansley Landfill

Sanitas™ v.10.1.06 Software licensed to Groundwater Stats Consulting. UG

Box & Whiskers Plot

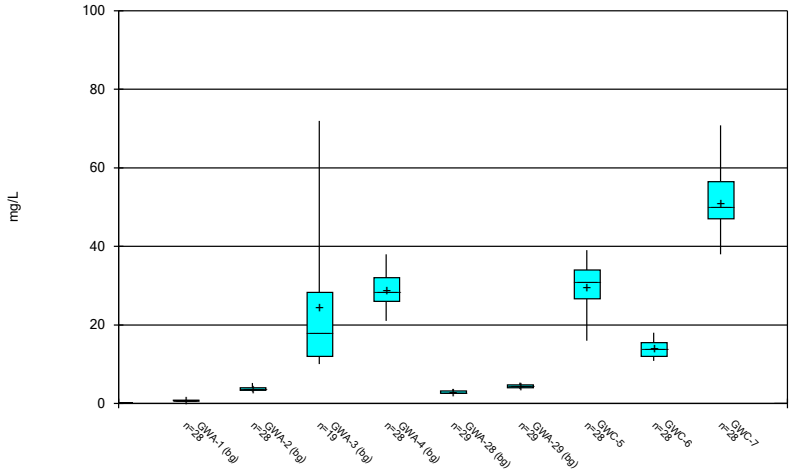


Constituent: Calcium Analysis Run 3/31/2026 4:44 AM

Plant Wansley Client: Southern Company Data: Wansley Landfill

Sanitas™ v.10.1.06 Software licensed to Groundwater Stats Consulting. UG

Box & Whiskers Plot

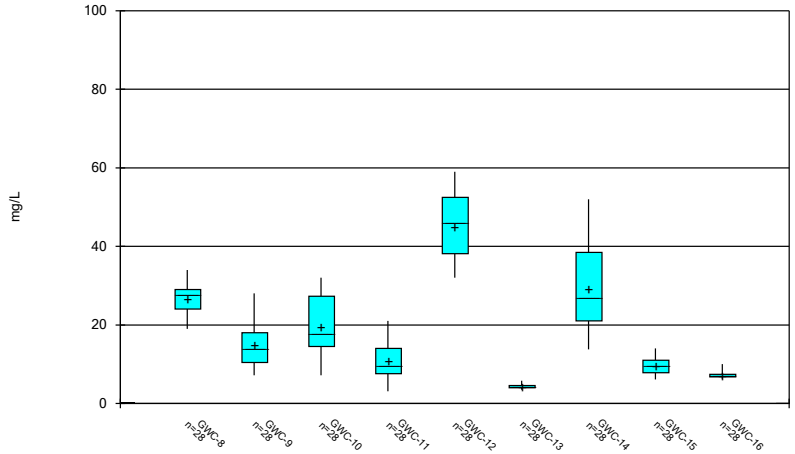


Constituent: Calcium Analysis Run 3/31/2026 4:44 AM

Plant Wansley Client: Southern Company Data: Wansley Landfill

Sanitas™ v.10.1.06 Software licensed to Groundwater Stats Consulting. UG

Box & Whiskers Plot

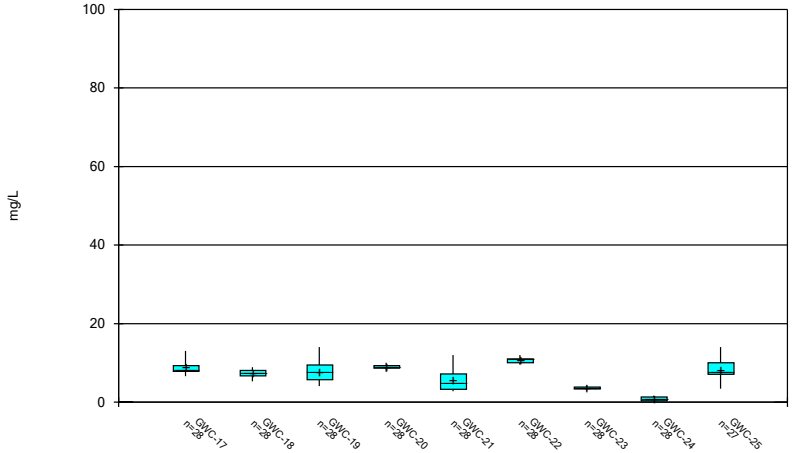


Constituent: Calcium Analysis Run 3/31/2026 4:44 AM

Plant Wansley Client: Southern Company Data: Wansley Landfill

Sanitas™ v.10.1.06 Software licensed to Groundwater Stats Consulting. UG

Box & Whiskers Plot

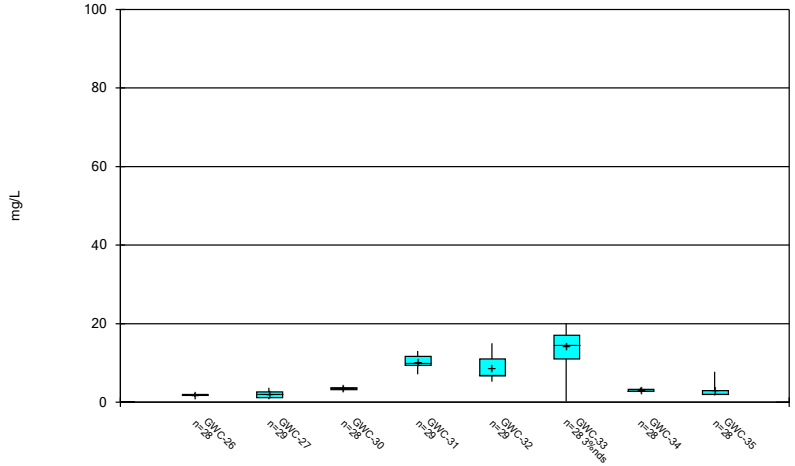


Constituent: Calcium Analysis Run 3/31/2026 4:44 AM

Plant Wansley Client: Southern Company Data: Wansley Landfill

Sanitas™ v.10.1.06 Software licensed to Groundwater Stats Consulting. UG

Box & Whiskers Plot

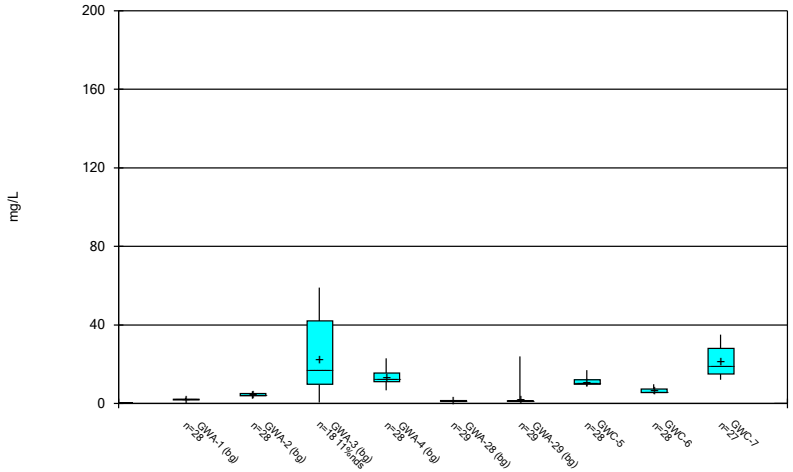


Constituent: Chloride Analysis Run 3/31/2026 4:44 AM

Plant Wansley Client: Southern Company Data: Wansley Landfill

Sanitas™ v.10.1.06 Software licensed to Groundwater Stats Consulting. UG

Box & Whiskers Plot

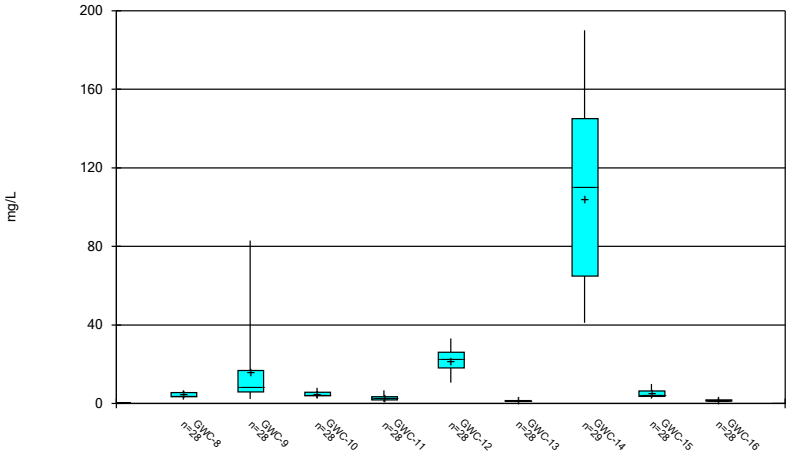


Constituent: Chloride Analysis Run 3/31/2026 4:44 AM

Plant Wansley Client: Southern Company Data: Wansley Landfill

Sanitas™ v.10.1.06 Software licensed to Groundwater Stats Consulting. UG

Box & Whiskers Plot

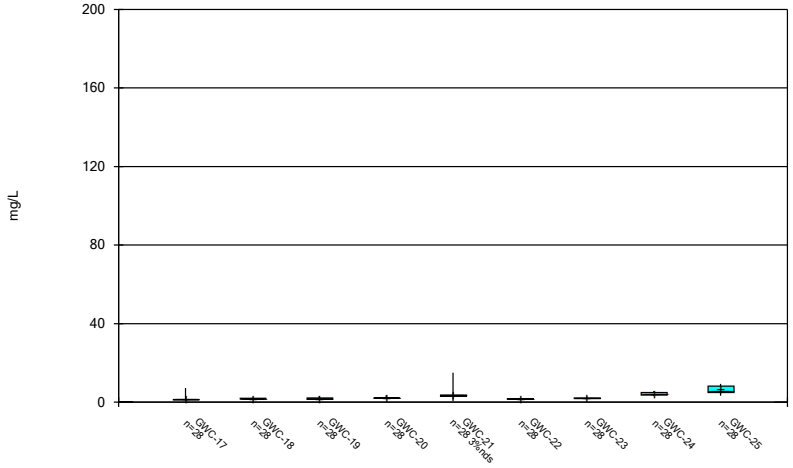


Constituent: Chloride Analysis Run 3/31/2026 4:44 AM

Plant Wansley Client: Southern Company Data: Wansley Landfill

Sanitas™ v.10.1.06 Software licensed to Groundwater Stats Consulting. UG

Box & Whiskers Plot

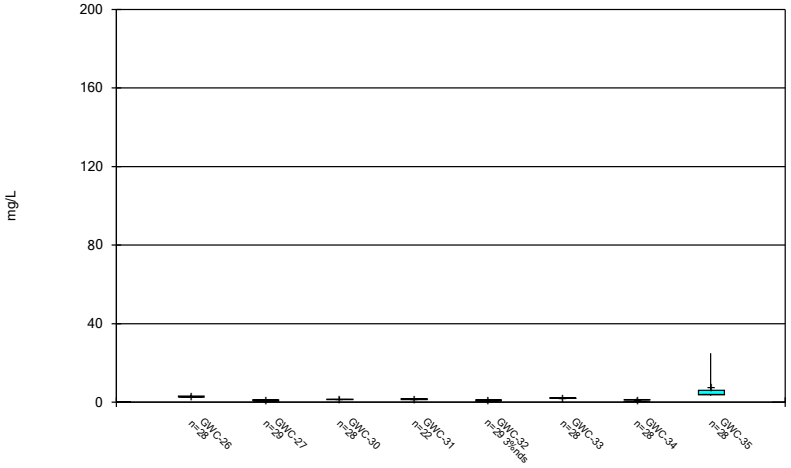


Constituent: Chloride Analysis Run 3/31/2026 4:44 AM

Plant Wansley Client: Southern Company Data: Wansley Landfill

Sanitas™ v.10.1.06 Software licensed to Groundwater Stats Consulting. UG

Box & Whiskers Plot

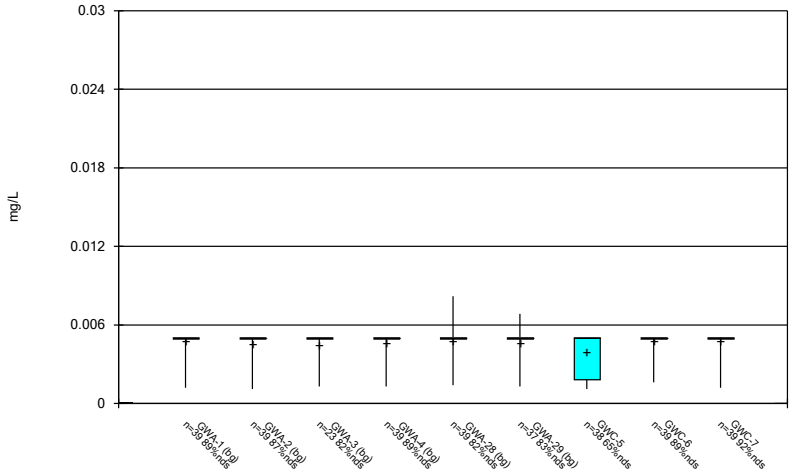


Constituent: Chromium Analysis Run 3/31/2026 4:44 AM

Plant Wansley Client: Southern Company Data: Wansley Landfill

Sanitas™ v.10.1.06 Software licensed to Groundwater Stats Consulting. UG

Box & Whiskers Plot

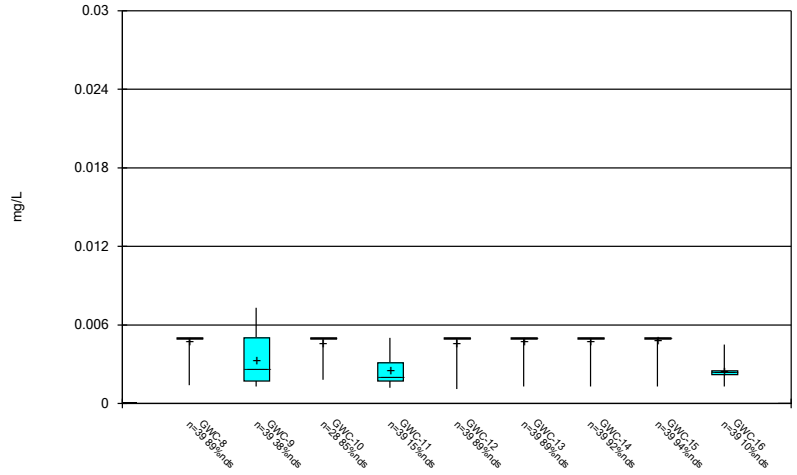


Constituent: Chromium Analysis Run 3/31/2026 4:44 AM

Plant Wansley Client: Southern Company Data: Wansley Landfill

Sanitas™ v.10.1.06 Software licensed to Groundwater Stats Consulting. UG

Box & Whiskers Plot

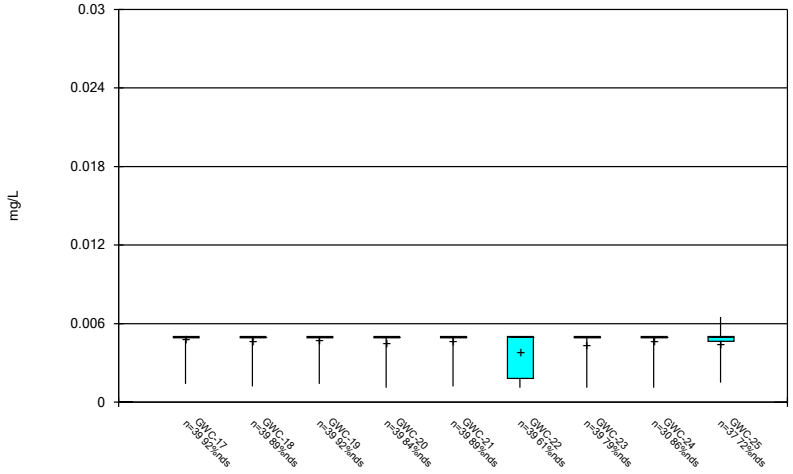


Constituent: Chromium Analysis Run 3/31/2026 4:44 AM

Plant Wansley Client: Southern Company Data: Wansley Landfill

Sanitas™ v.10.1.06 Software licensed to Groundwater Stats Consulting. UG

Box & Whiskers Plot

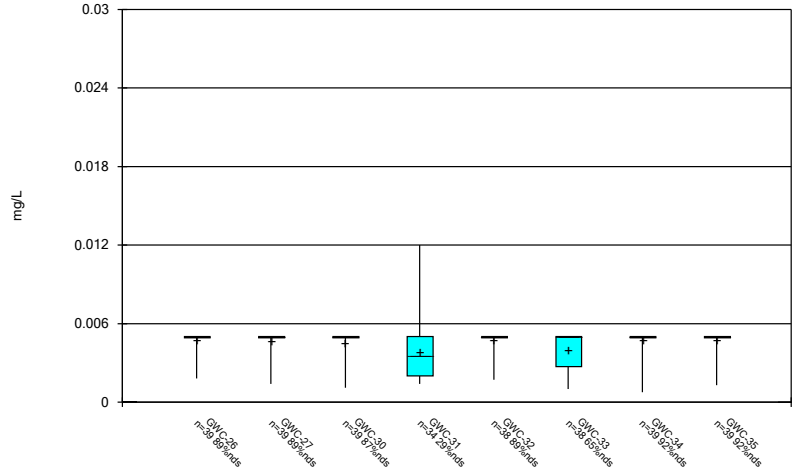


Constituent: Chromium Analysis Run 3/31/2026 4:44 AM

Plant Wansley Client: Southern Company Data: Wansley Landfill

Sanitas™ v.10.1.06 Software licensed to Groundwater Stats Consulting. UG

Box & Whiskers Plot

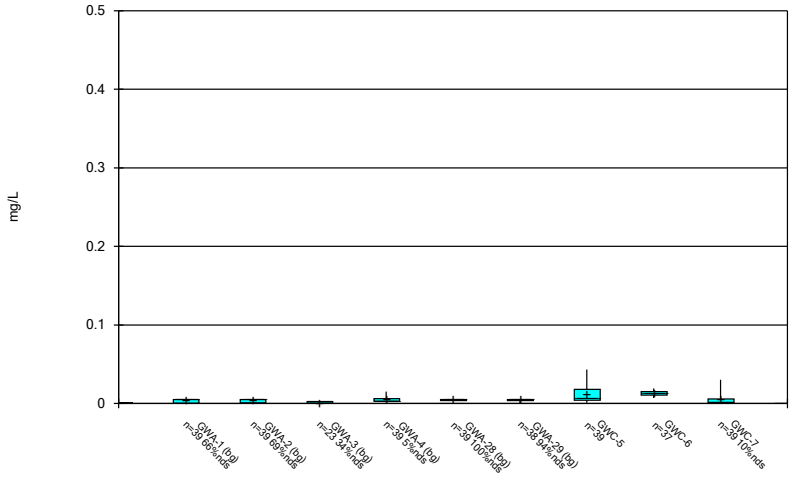


Constituent: Cobalt Analysis Run 3/31/2026 4:44 AM

Plant Wansley Client: Southern Company Data: Wansley Landfill

Sanitas™ v.10.1.06 Software licensed to Groundwater Stats Consulting. UG

Box & Whiskers Plot

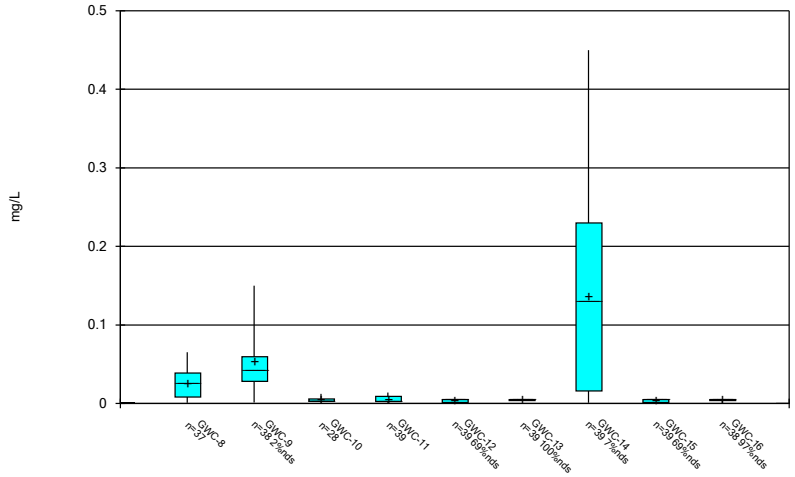


Constituent: Cobalt Analysis Run 3/31/2026 4:44 AM

Plant Wansley Client: Southern Company Data: Wansley Landfill

Sanitas™ v.10.1.06 Software licensed to Groundwater Stats Consulting. UG

Box & Whiskers Plot

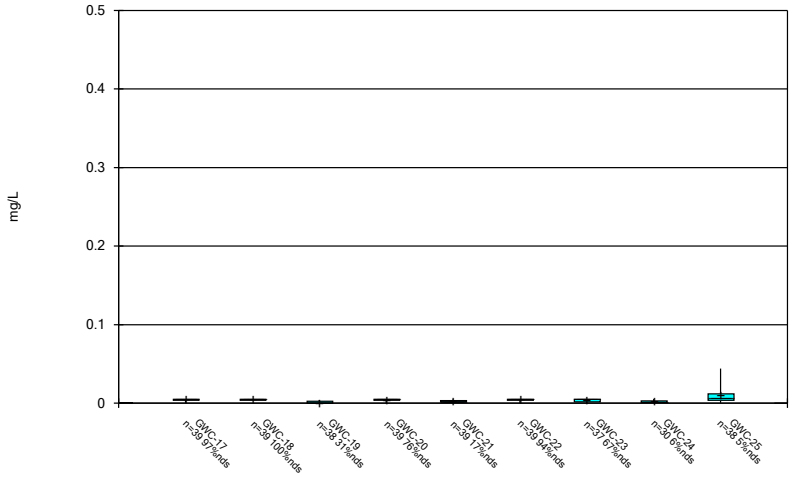


Constituent: Cobalt Analysis Run 3/31/2026 4:44 AM

Plant Wansley Client: Southern Company Data: Wansley Landfill

Sanitas™ v.10.1.06 Software licensed to Groundwater Stats Consulting. UG

Box & Whiskers Plot

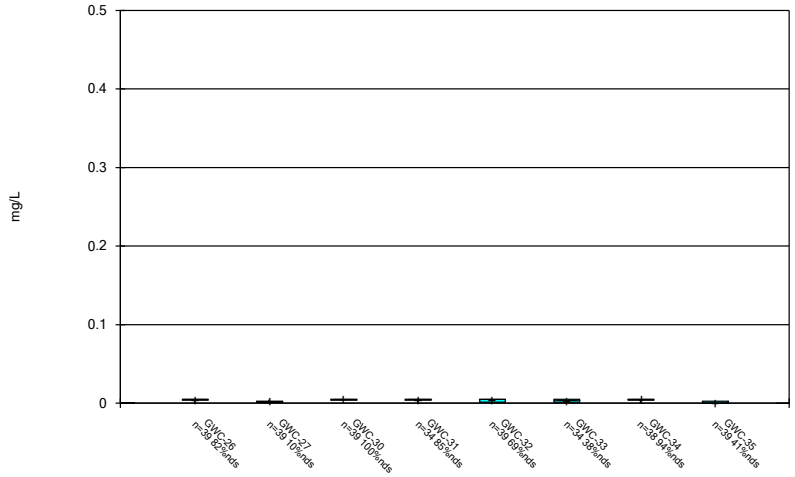


Constituent: Cobalt Analysis Run 3/31/2026 4:44 AM

Plant Wansley Client: Southern Company Data: Wansley Landfill

Sanitas™ v.10.1.06 Software licensed to Groundwater Stats Consulting. UG

Box & Whiskers Plot

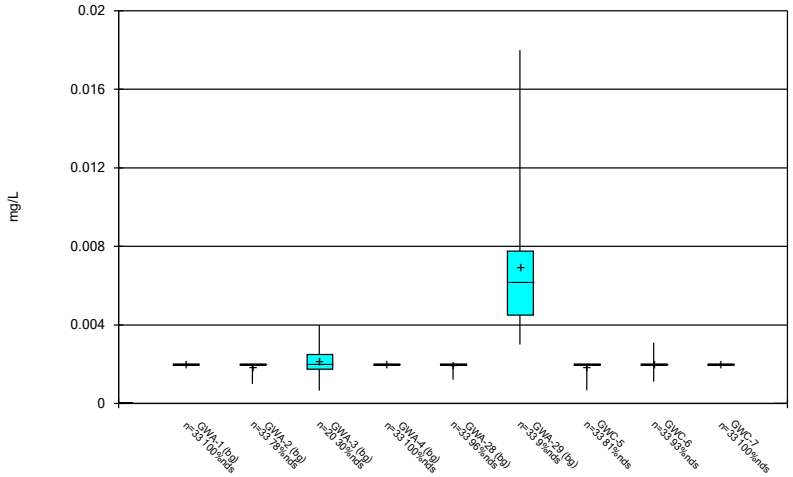


Constituent: Copper Analysis Run 3/31/2026 4:44 AM

Plant Wansley Client: Southern Company Data: Wansley Landfill

Sanitas™ v.10.1.06 Software licensed to Groundwater Stats Consulting. UG

Box & Whiskers Plot

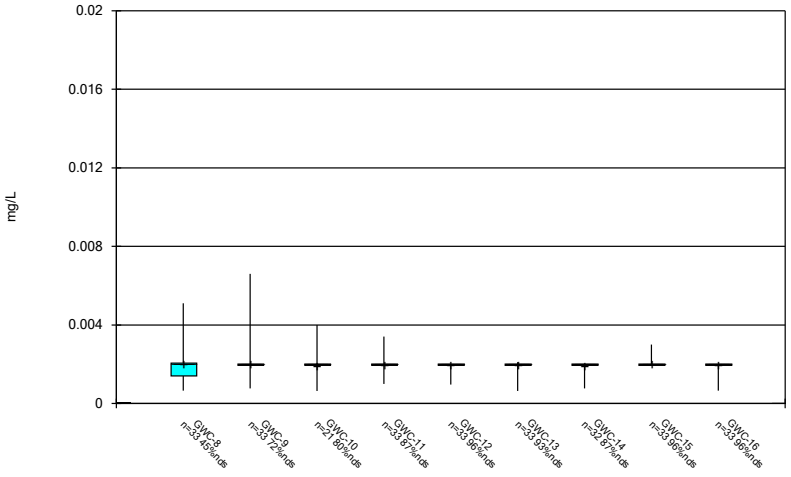


Constituent: Copper Analysis Run 3/31/2026 4:44 AM

Plant Wansley Client: Southern Company Data: Wansley Landfill

Sanitas™ v.10.1.06 Software licensed to Groundwater Stats Consulting. UG

Box & Whiskers Plot

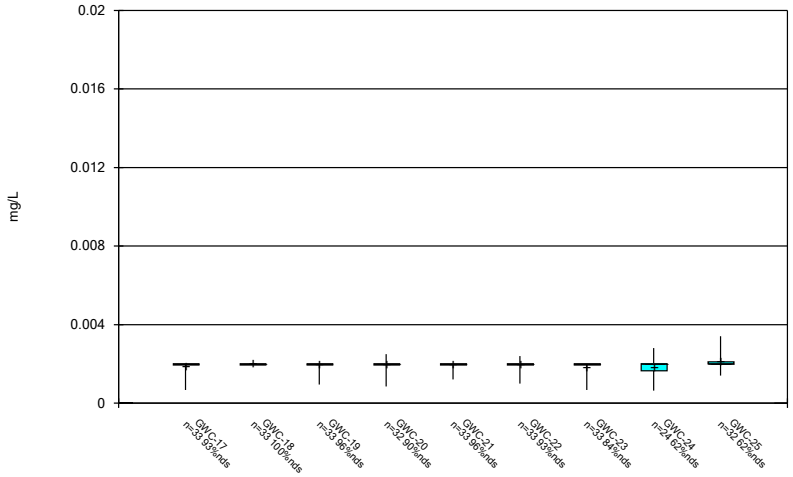


Constituent: Copper Analysis Run 3/31/2026 4:44 AM

Plant Wansley Client: Southern Company Data: Wansley Landfill

Sanitas™ v.10.1.06 Software licensed to Groundwater Stats Consulting. UG

Box & Whiskers Plot

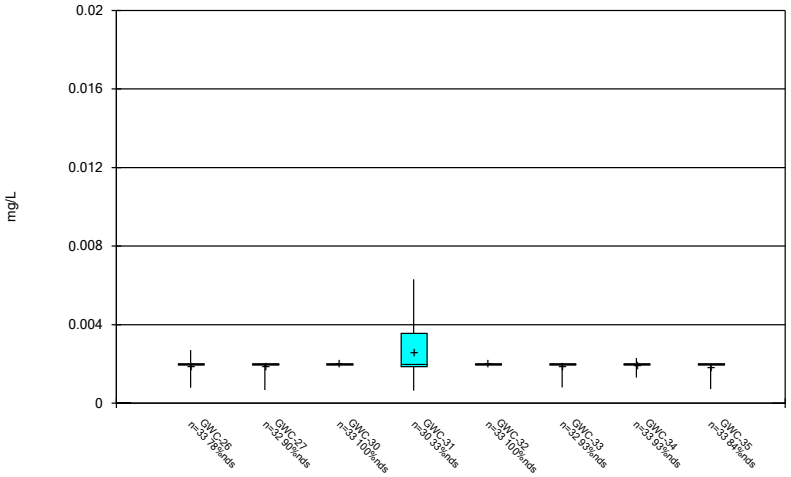


Constituent: Copper Analysis Run 3/31/2026 4:44 AM

Plant Wansley Client: Southern Company Data: Wansley Landfill

Sanitas™ v.10.1.06 Software licensed to Groundwater Stats Consulting. UG

Box & Whiskers Plot

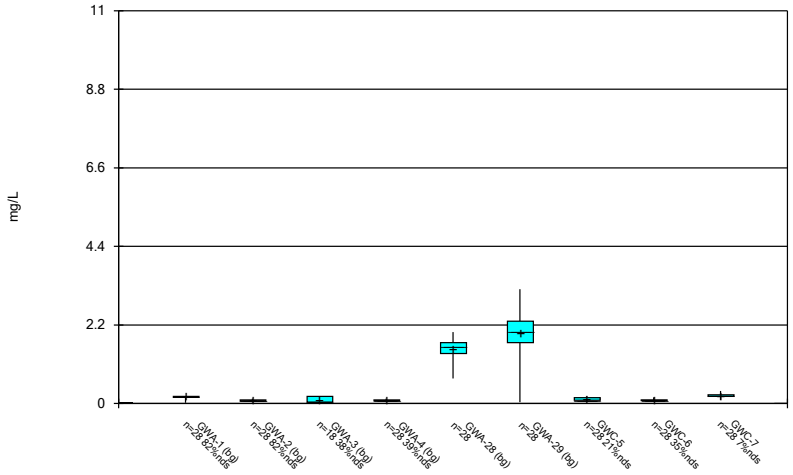


Constituent: Fluoride Analysis Run 3/31/2026 4:44 AM

Plant Wansley Client: Southern Company Data: Wansley Landfill

Sanitas™ v.10.1.06 Software licensed to Groundwater Stats Consulting. UG

Box & Whiskers Plot

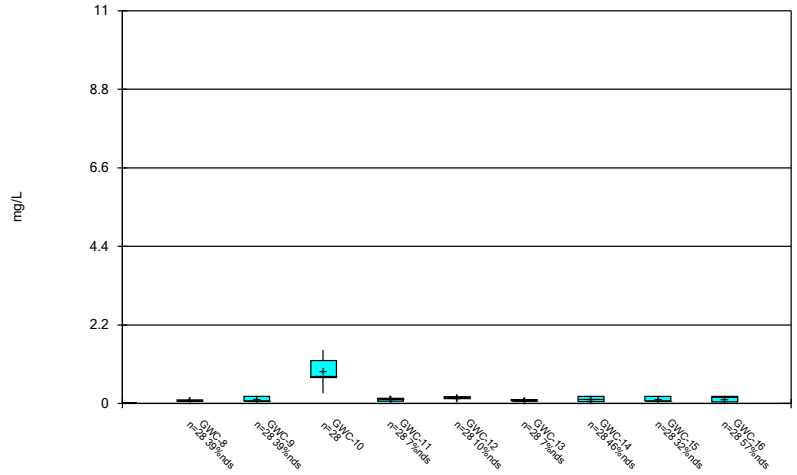


Constituent: Fluoride Analysis Run 3/31/2026 4:44 AM

Plant Wansley Client: Southern Company Data: Wansley Landfill

Sanitas™ v.10.1.06 Software licensed to Groundwater Stats Consulting. UG

Box & Whiskers Plot

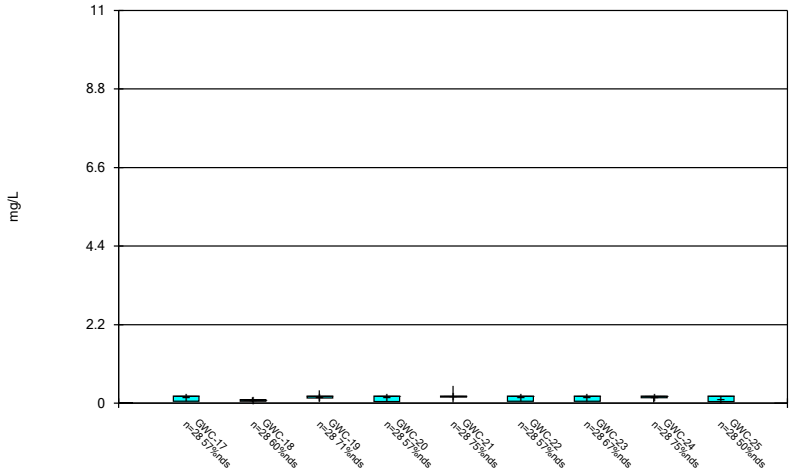


Constituent: Fluoride Analysis Run 3/31/2026 4:44 AM

Plant Wansley Client: Southern Company Data: Wansley Landfill

Sanitas™ v.10.1.06 Software licensed to Groundwater Stats Consulting. UG

Box & Whiskers Plot

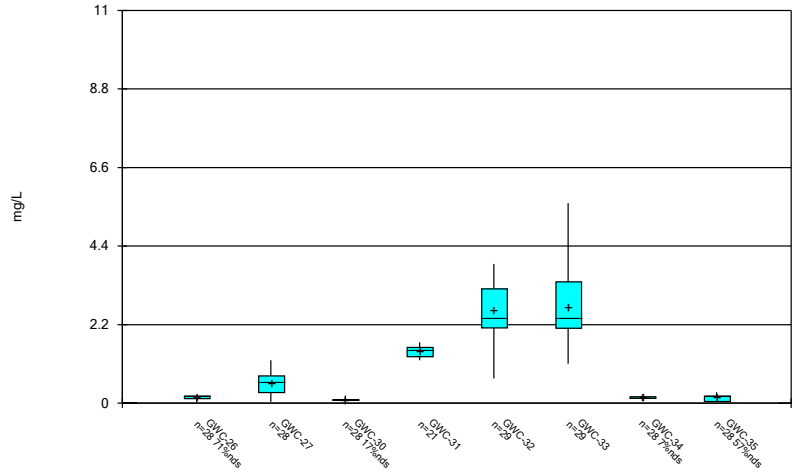


Constituent: Fluoride Analysis Run 3/31/2026 4:44 AM

Plant Wansley Client: Southern Company Data: Wansley Landfill

Sanitas™ v.10.1.06 Software licensed to Groundwater Stats Consulting. UG

Box & Whiskers Plot

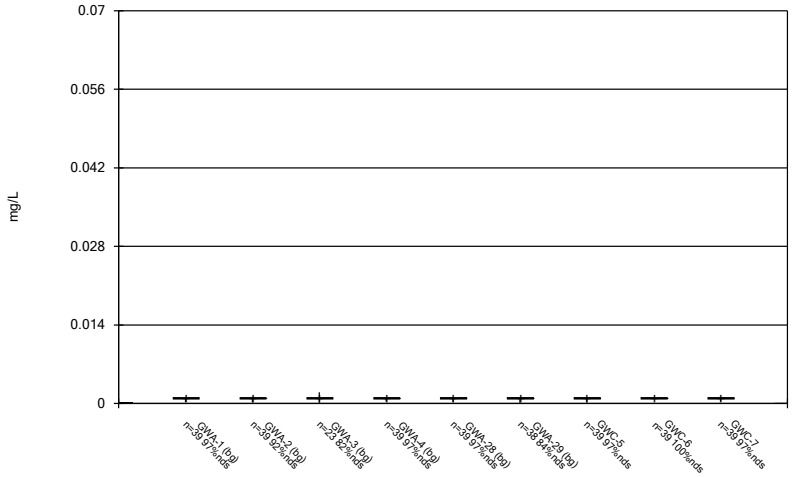


Constituent: Lead Analysis Run 3/31/2026 4:44 AM

Plant Wansley Client: Southern Company Data: Wansley Landfill

Sanitas™ v.10.1.06 Software licensed to Groundwater Stats Consulting. UG

Box & Whiskers Plot

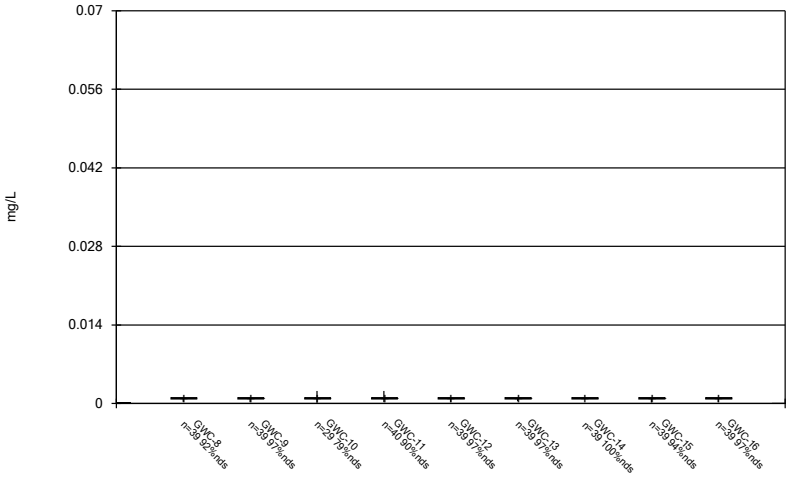


Constituent: Lead Analysis Run 3/31/2026 4:44 AM

Plant Wansley Client: Southern Company Data: Wansley Landfill

Sanitas™ v.10.1.06 Software licensed to Groundwater Stats Consulting. UG

Box & Whiskers Plot

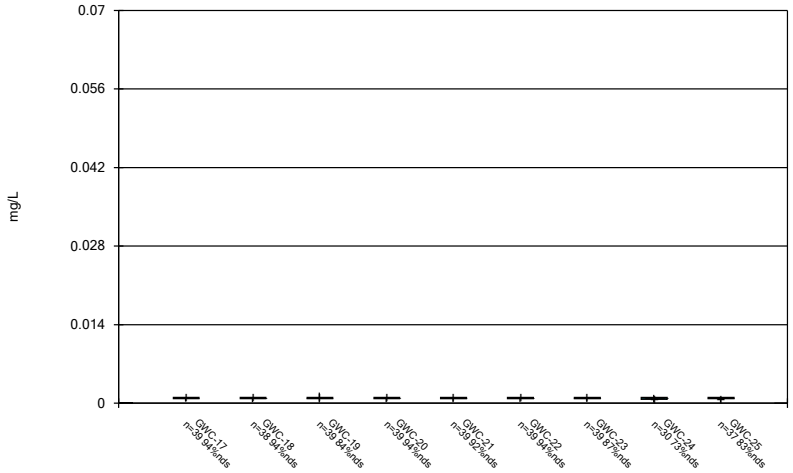


Constituent: Lead Analysis Run 3/31/2026 4:44 AM

Plant Wansley Client: Southern Company Data: Wansley Landfill

Sanitas™ v.10.1.06 Software licensed to Groundwater Stats Consulting. UG

Box & Whiskers Plot

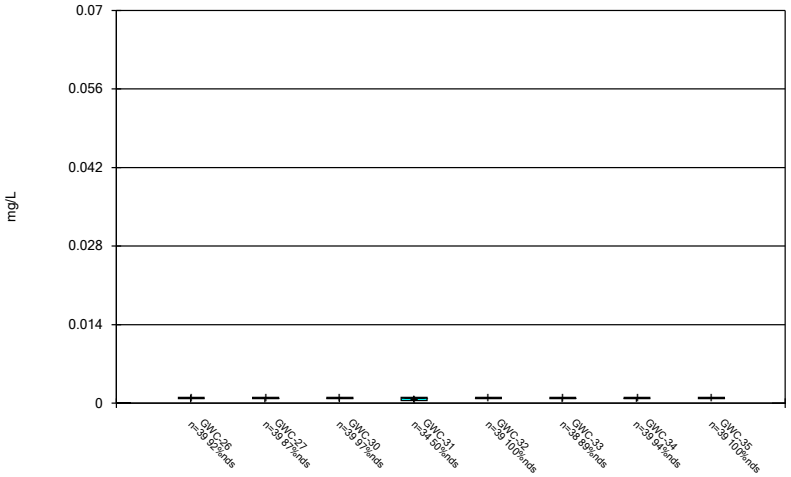


Constituent: Lead Analysis Run 3/31/2026 4:44 AM

Plant Wansley Client: Southern Company Data: Wansley Landfill

Sanitas™ v.10.1.06 Software licensed to Groundwater Stats Consulting. UG

## Box & Whiskers Plot

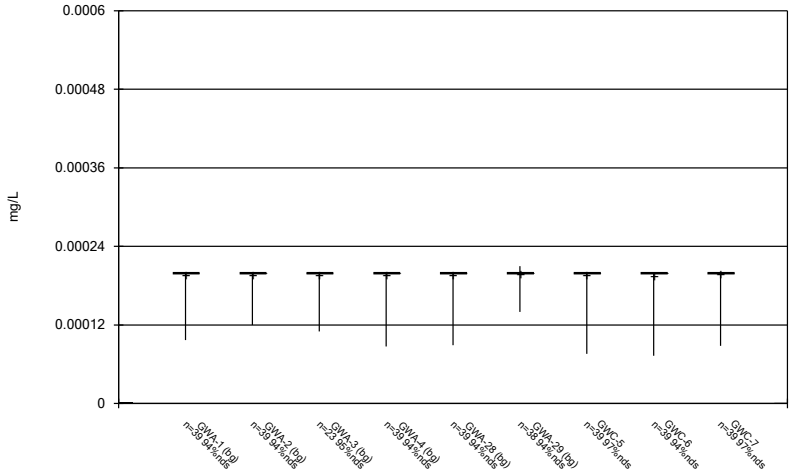


Constituent: Mercury Analysis Run 3/31/2026 4:44 AM

Plant Wansley Client: Southern Company Data: Wansley Landfill

Sanitas™ v.10.1.06 Software licensed to Groundwater Stats Consulting. UG

## Box & Whiskers Plot

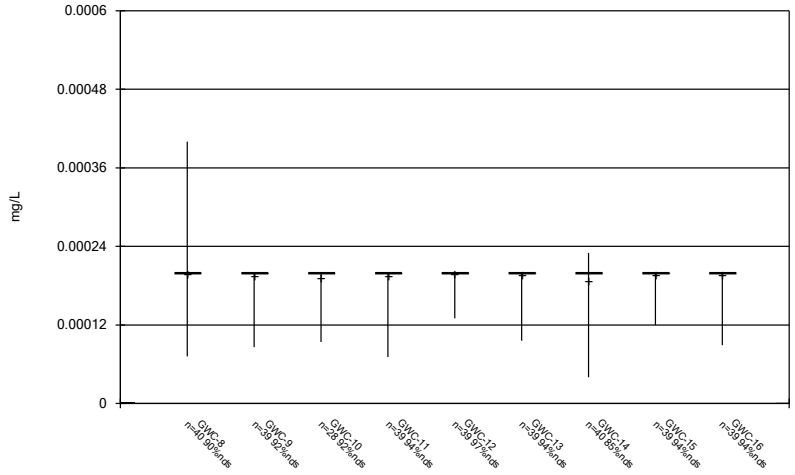


Constituent: Mercury Analysis Run 3/31/2026 4:44 AM

Plant Wansley Client: Southern Company Data: Wansley Landfill

Sanitas™ v.10.1.06 Software licensed to Groundwater Stats Consulting. UG

## Box & Whiskers Plot

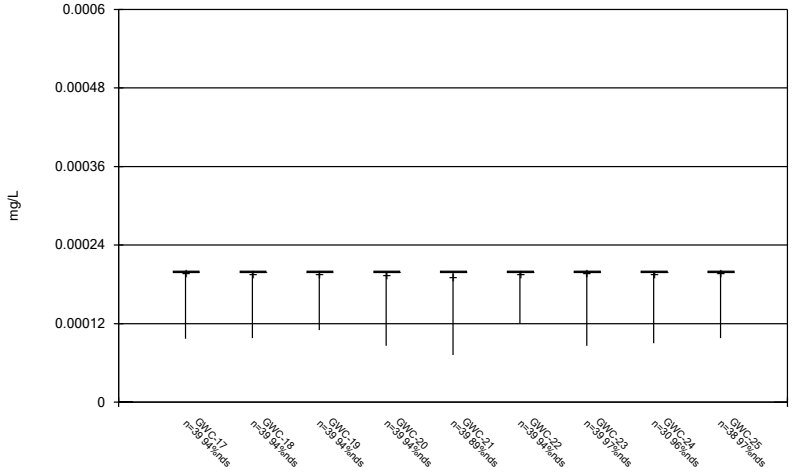


Constituent: Mercury Analysis Run 3/31/2026 4:44 AM

Plant Wansley Client: Southern Company Data: Wansley Landfill

Sanitas™ v.10.1.06 Software licensed to Groundwater Stats Consulting. UG

## Box & Whiskers Plot

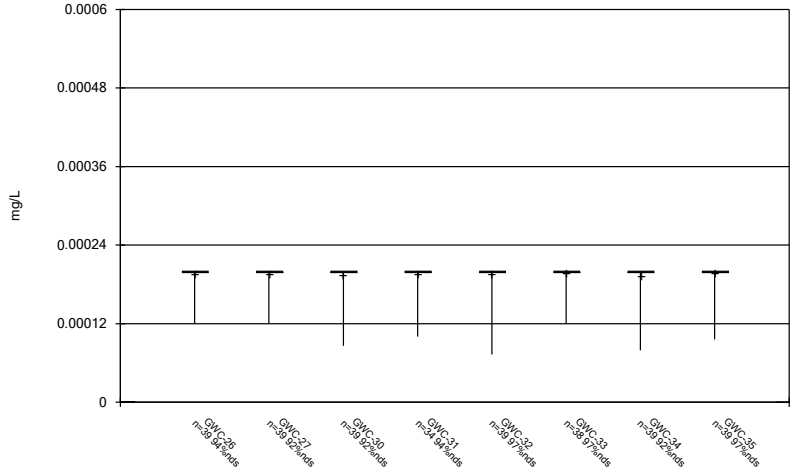


Constituent: Mercury Analysis Run 3/31/2026 4:44 AM

Plant Wansley Client: Southern Company Data: Wansley Landfill

Sanitas™ v.10.1.06 Software licensed to Groundwater Stats Consulting. UG

Box & Whiskers Plot

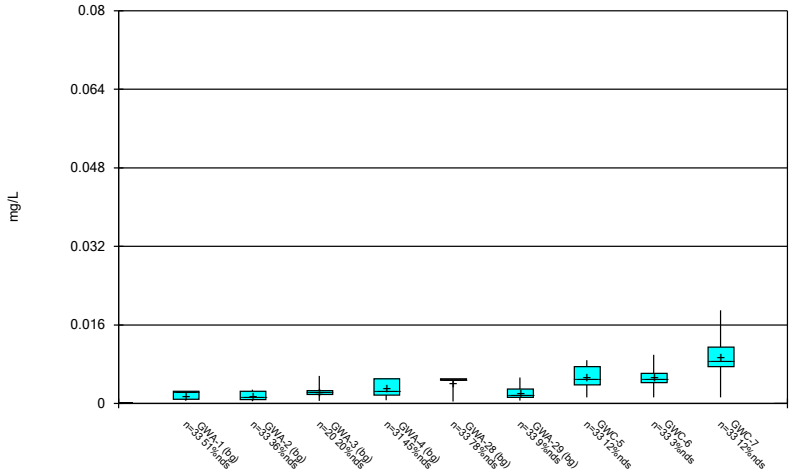


Constituent: Nickel Analysis Run 3/31/2026 4:44 AM

Plant Wansley Client: Southern Company Data: Wansley Landfill

Sanitas™ v.10.1.06 Software licensed to Groundwater Stats Consulting. UG

Box & Whiskers Plot

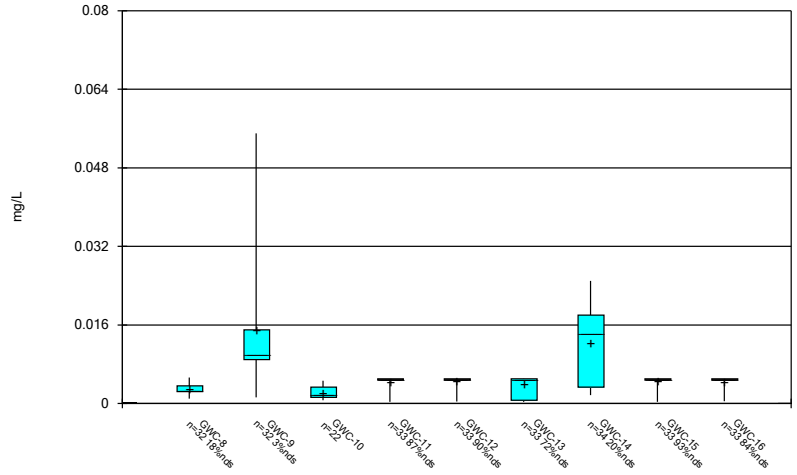


Constituent: Nickel Analysis Run 3/31/2026 4:44 AM

Plant Wansley Client: Southern Company Data: Wansley Landfill

Sanitas™ v.10.1.06 Software licensed to Groundwater Stats Consulting. UG

Box & Whiskers Plot

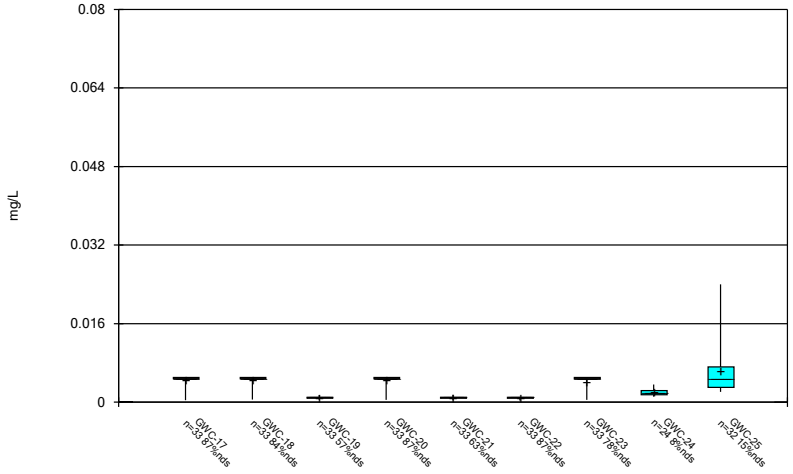


Constituent: Nickel Analysis Run 3/31/2026 4:44 AM

Plant Wansley Client: Southern Company Data: Wansley Landfill

Sanitas™ v.10.1.06 Software licensed to Groundwater Stats Consulting. UG

Box & Whiskers Plot

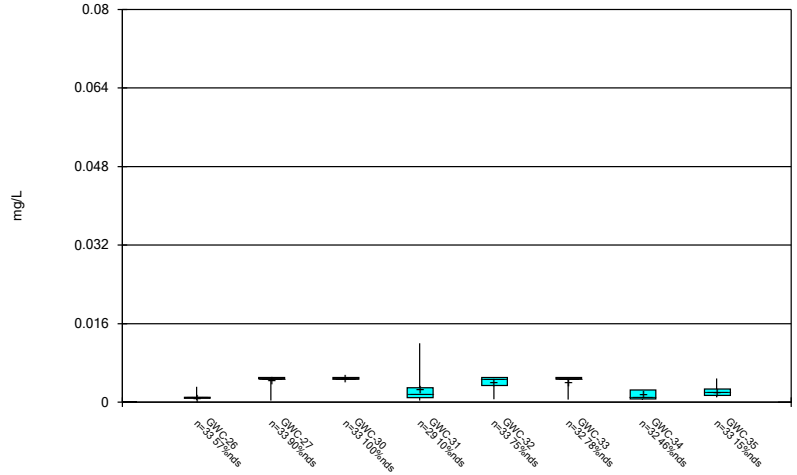


Constituent: Nickel Analysis Run 3/31/2026 4:44 AM

Plant Wansley Client: Southern Company Data: Wansley Landfill

Sanitas™ v.10.1.06 Software licensed to Groundwater Stats Consulting. UG

Box & Whiskers Plot

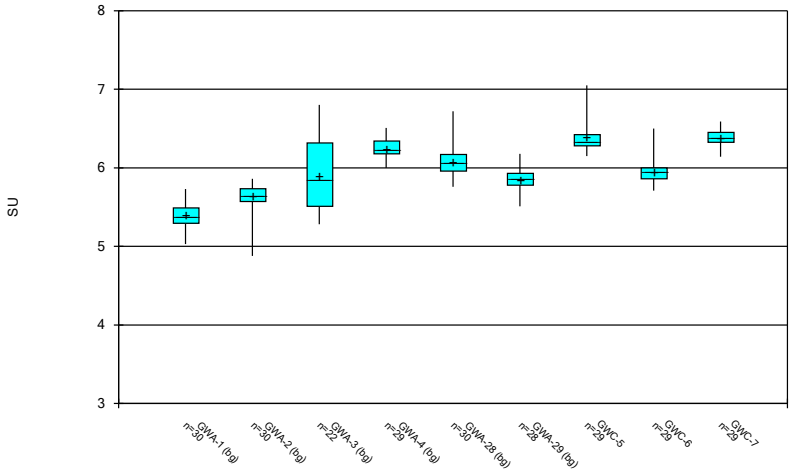


Constituent: pH, Field Analysis Run 3/31/2026 4:44 AM

Plant Wansley Client: Southern Company Data: Wansley Landfill

Sanitas™ v.10.1.06 Software licensed to Groundwater Stats Consulting. UG

Box & Whiskers Plot

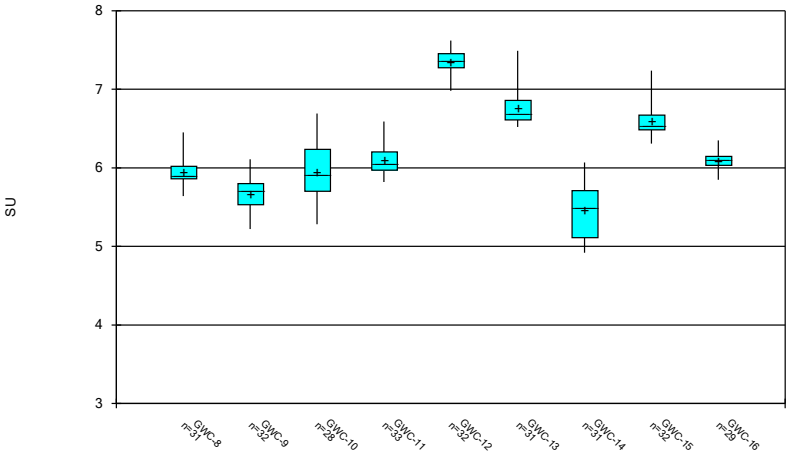


Constituent: pH, Field Analysis Run 3/31/2026 4:44 AM

Plant Wansley Client: Southern Company Data: Wansley Landfill

Sanitas™ v.10.1.06 Software licensed to Groundwater Stats Consulting. UG

Box & Whiskers Plot

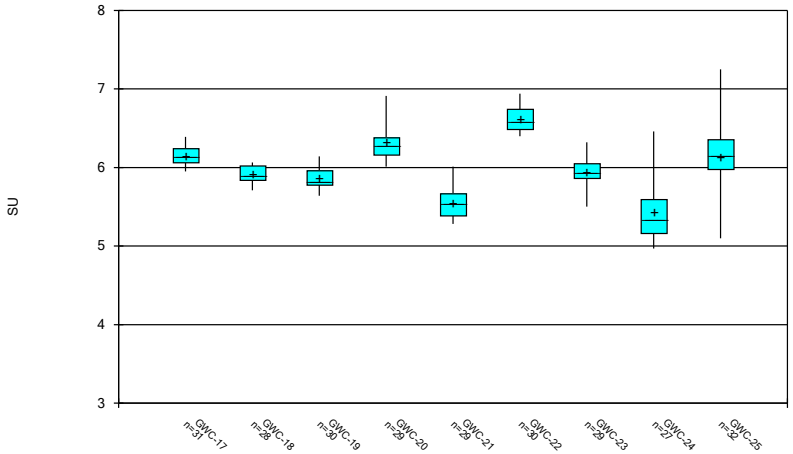


Constituent: pH, Field Analysis Run 3/31/2026 4:44 AM

Plant Wansley Client: Southern Company Data: Wansley Landfill

Sanitas™ v.10.1.06 Software licensed to Groundwater Stats Consulting. UG

Box & Whiskers Plot

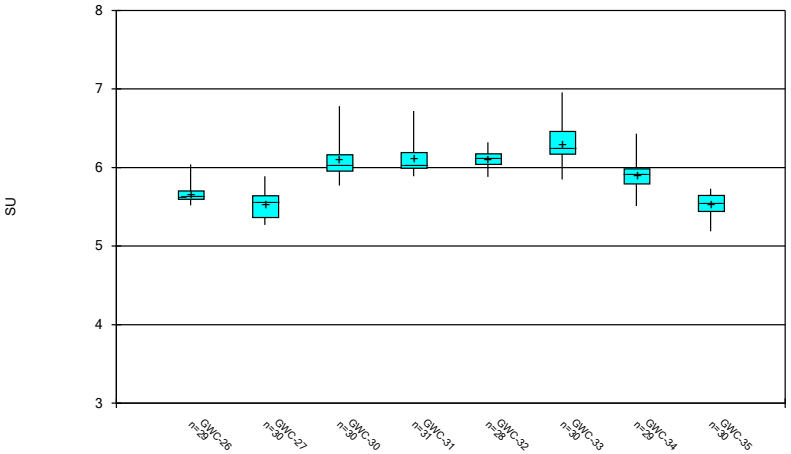


Constituent: pH, Field Analysis Run 3/31/2026 4:44 AM

Plant Wansley Client: Southern Company Data: Wansley Landfill

Sanitas™ v.10.1.06 Software licensed to Groundwater Stats Consulting. UG

## Box & Whiskers Plot

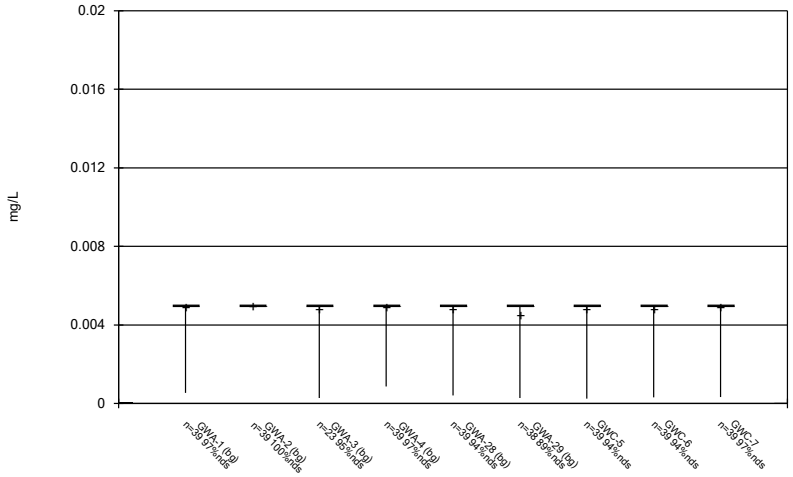


Constituent: Selenium Analysis Run 3/31/2026 4:44 AM

Plant Wansley Client: Southern Company Data: Wansley Landfill

Sanitas™ v.10.1.06 Software licensed to Groundwater Stats Consulting. UG

## Box & Whiskers Plot

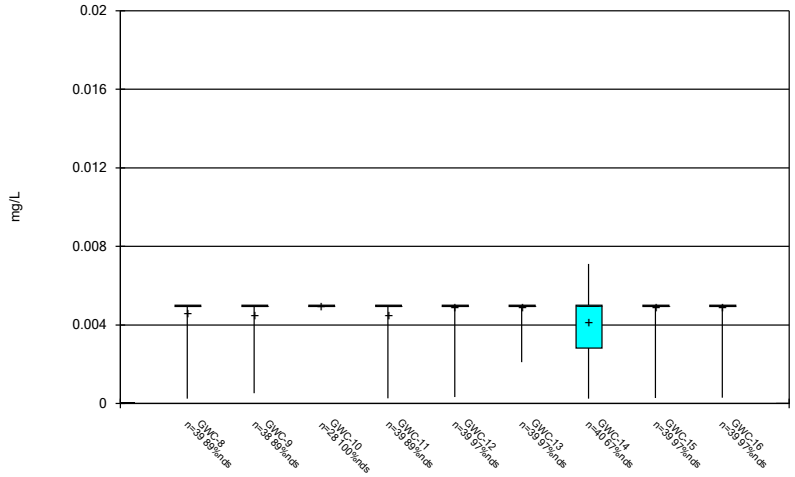


Constituent: Selenium Analysis Run 3/31/2026 4:44 AM

Plant Wansley Client: Southern Company Data: Wansley Landfill

Sanitas™ v.10.1.06 Software licensed to Groundwater Stats Consulting. UG

## Box & Whiskers Plot

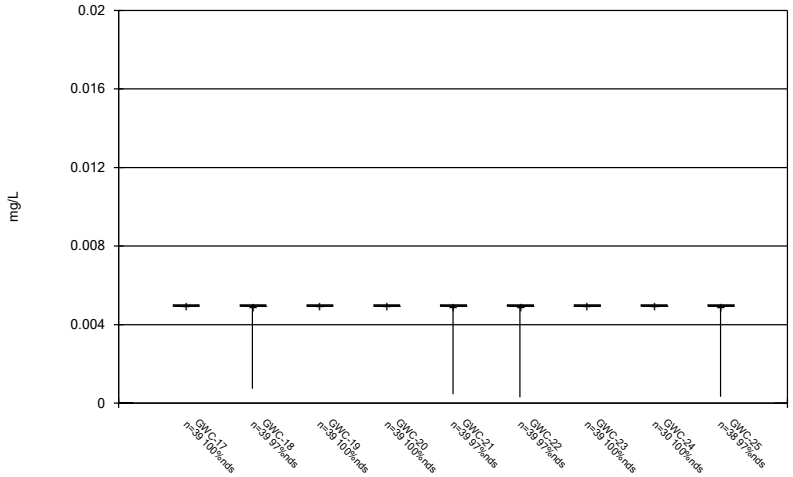


Constituent: Selenium Analysis Run 3/31/2026 4:44 AM

Plant Wansley Client: Southern Company Data: Wansley Landfill

Sanitas™ v.10.1.06 Software licensed to Groundwater Stats Consulting. UG

## Box & Whiskers Plot

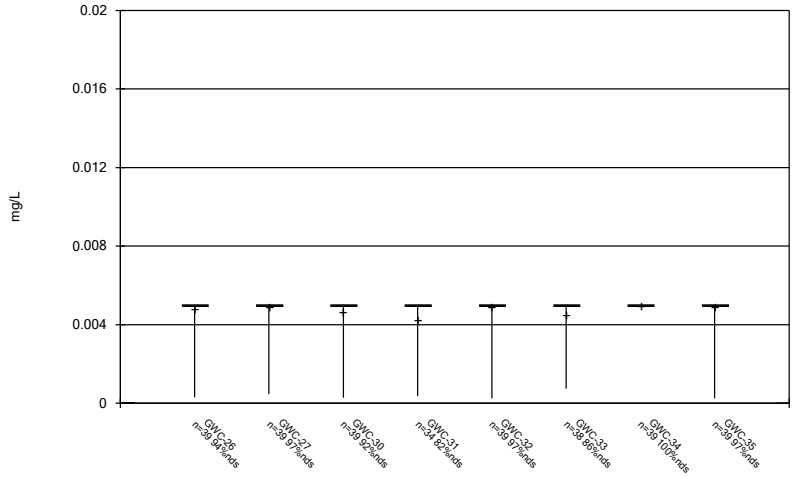


Constituent: Selenium Analysis Run 3/31/2026 4:44 AM

Plant Wansley Client: Southern Company Data: Wansley Landfill

Sanitas™ v.10.1.06 Software licensed to Groundwater Stats Consulting. UG

Box & Whiskers Plot

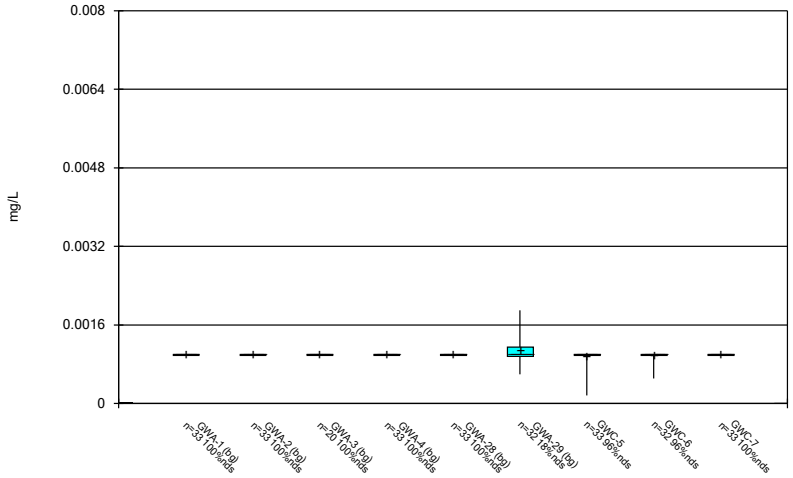


Constituent: Silver Analysis Run 3/31/2026 4:44 AM

Plant Wansley Client: Southern Company Data: Wansley Landfill

Sanitas™ v.10.1.06 Software licensed to Groundwater Stats Consulting. UG

Box & Whiskers Plot

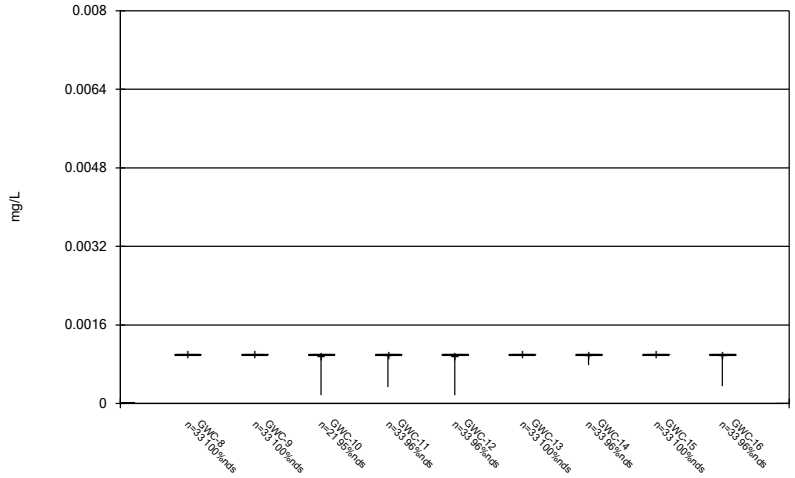


Constituent: Silver Analysis Run 3/31/2026 4:44 AM

Plant Wansley Client: Southern Company Data: Wansley Landfill

Sanitas™ v.10.1.06 Software licensed to Groundwater Stats Consulting. UG

Box & Whiskers Plot

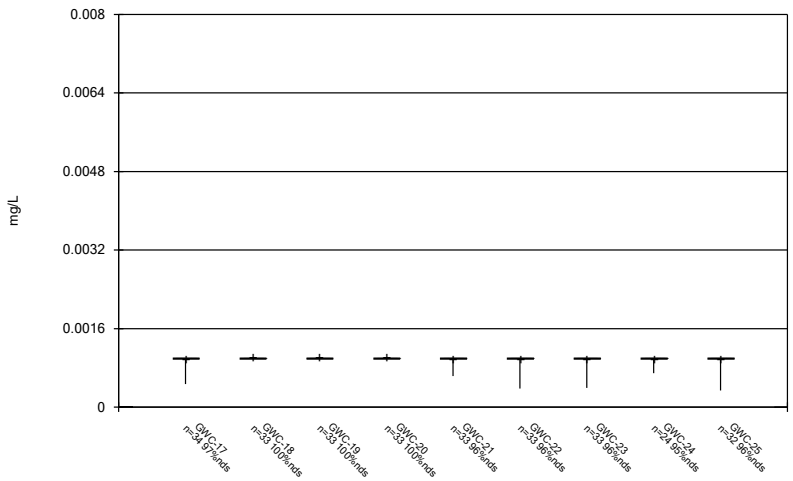


Constituent: Silver Analysis Run 3/31/2026 4:44 AM

Plant Wansley Client: Southern Company Data: Wansley Landfill

Sanitas™ v.10.1.06 Software licensed to Groundwater Stats Consulting. UG

Box & Whiskers Plot

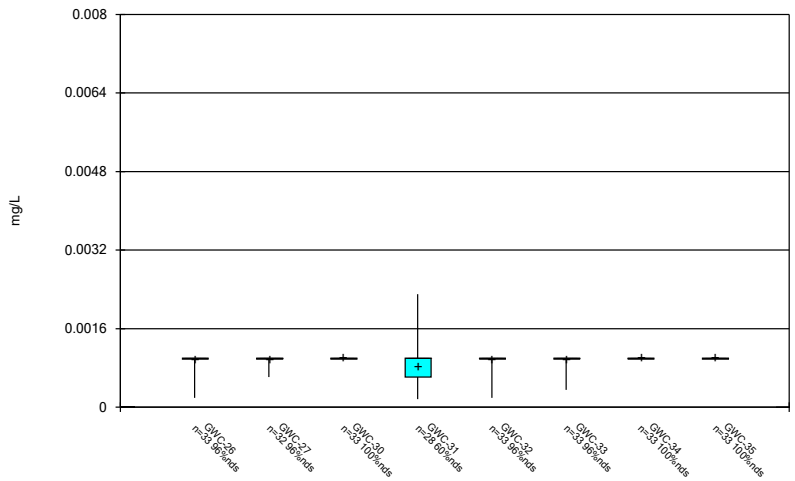


Constituent: Silver Analysis Run 3/31/2026 4:44 AM

Plant Wansley Client: Southern Company Data: Wansley Landfill

Sanitas™ v.10.1.06 Software licensed to Groundwater Stats Consulting. UG

Box & Whiskers Plot

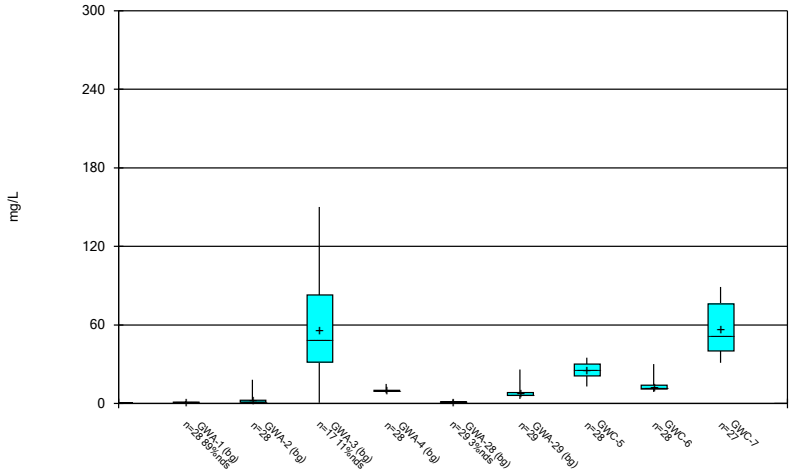


Constituent: Sulfate Analysis Run 3/31/2026 4:44 AM

Plant Wansley Client: Southern Company Data: Wansley Landfill

Sanitas™ v.10.1.06 Software licensed to Groundwater Stats Consulting. UG

Box & Whiskers Plot

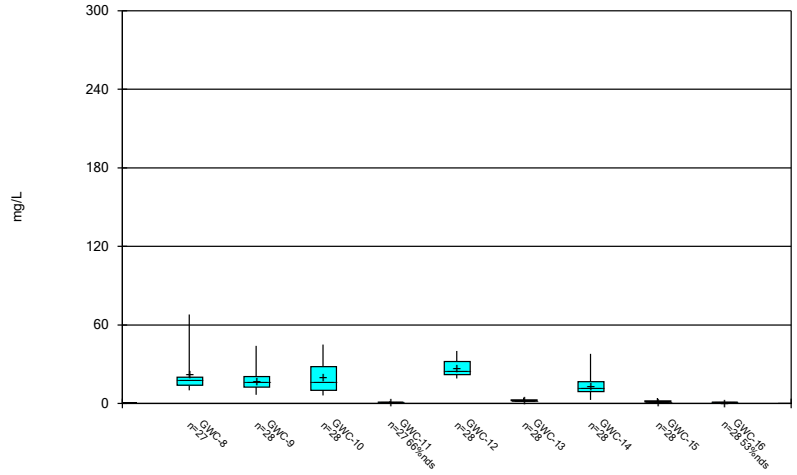


Constituent: Sulfate Analysis Run 3/31/2026 4:44 AM

Plant Wansley Client: Southern Company Data: Wansley Landfill

Sanitas™ v.10.1.06 Software licensed to Groundwater Stats Consulting. UG

Box & Whiskers Plot

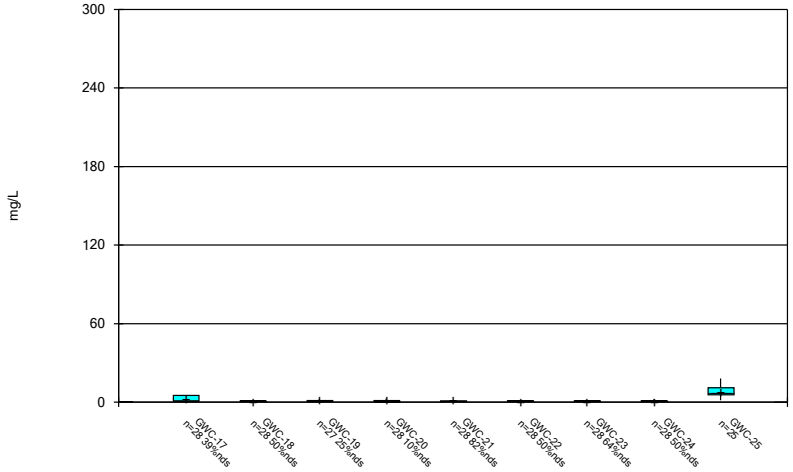


Constituent: Sulfate Analysis Run 3/31/2026 4:44 AM

Plant Wansley Client: Southern Company Data: Wansley Landfill

Sanitas™ v.10.1.06 Software licensed to Groundwater Stats Consulting. UG

Box & Whiskers Plot

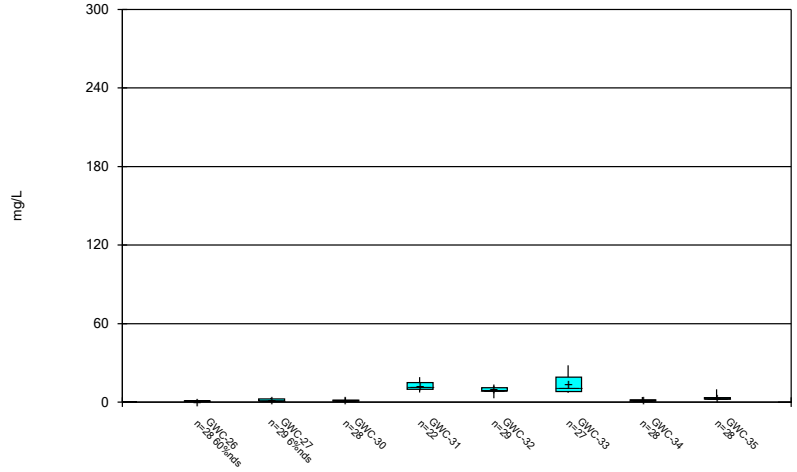


Constituent: Sulfate Analysis Run 3/31/2026 4:44 AM

Plant Wansley Client: Southern Company Data: Wansley Landfill

Sanitas™ v.10.1.06 Software licensed to Groundwater Stats Consulting. UG

## Box & Whiskers Plot

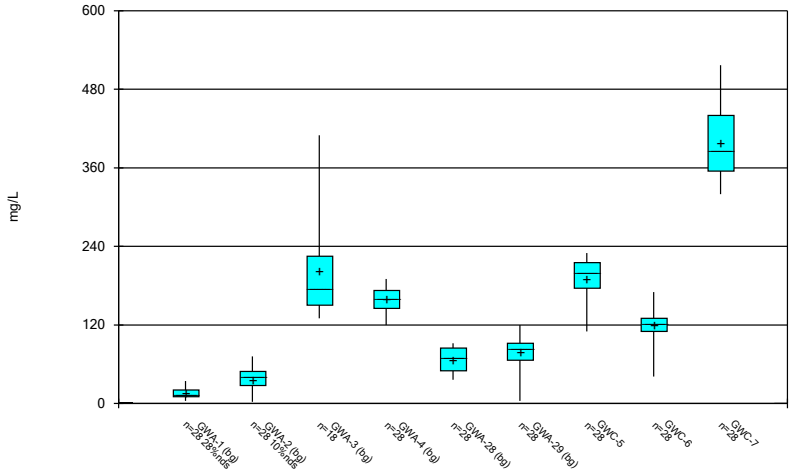


Constituent: TDS Analysis Run 3/31/2026 4:44 AM

Plant Wansley Client: Southern Company Data: Wansley Landfill

Sanitas™ v.10.1.06 Software licensed to Groundwater Stats Consulting. UG

## Box & Whiskers Plot

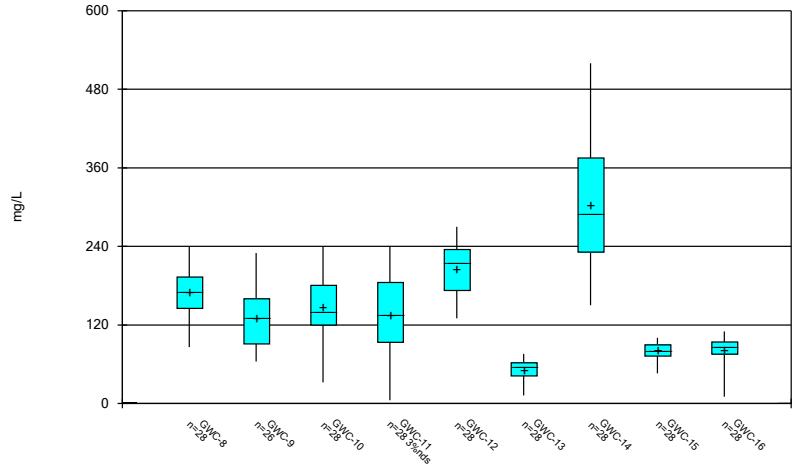


Constituent: TDS Analysis Run 3/31/2026 4:45 AM

Plant Wansley Client: Southern Company Data: Wansley Landfill

Sanitas™ v.10.1.06 Software licensed to Groundwater Stats Consulting. UG

## Box & Whiskers Plot

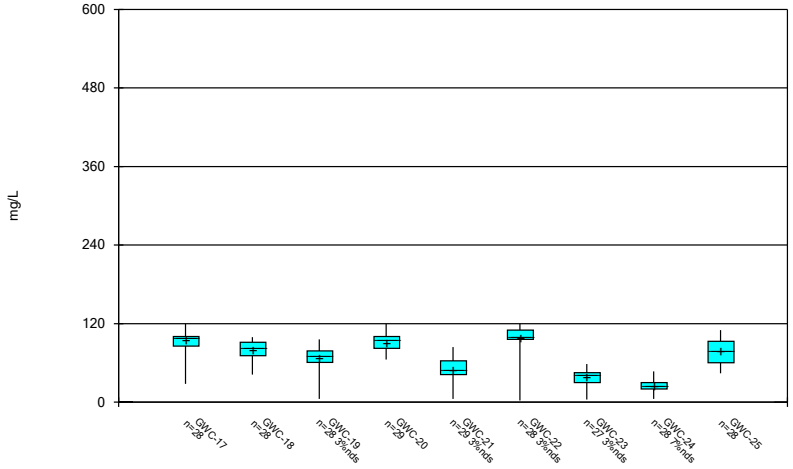


Constituent: TDS Analysis Run 3/31/2026 4:45 AM

Plant Wansley Client: Southern Company Data: Wansley Landfill

Sanitas™ v.10.1.06 Software licensed to Groundwater Stats Consulting. UG

## Box & Whiskers Plot

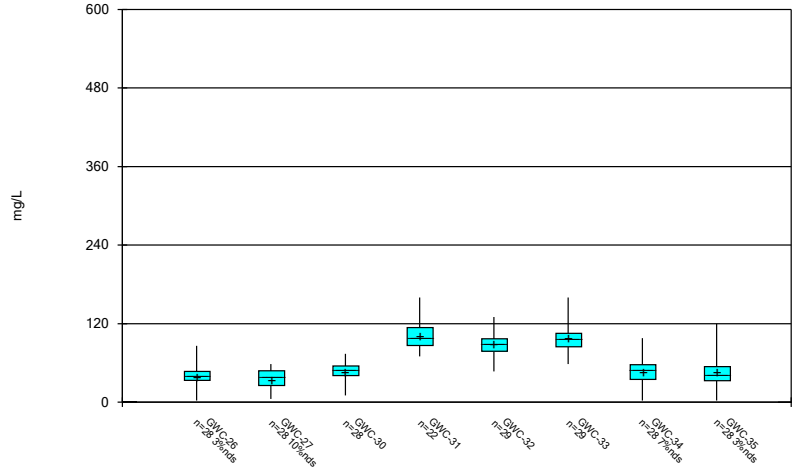


Constituent: TDS Analysis Run 3/31/2026 4:45 AM

Plant Wansley Client: Southern Company Data: Wansley Landfill

Sanitas™ v.10.1.06 Software licensed to Groundwater Stats Consulting. UG

## Box & Whiskers Plot

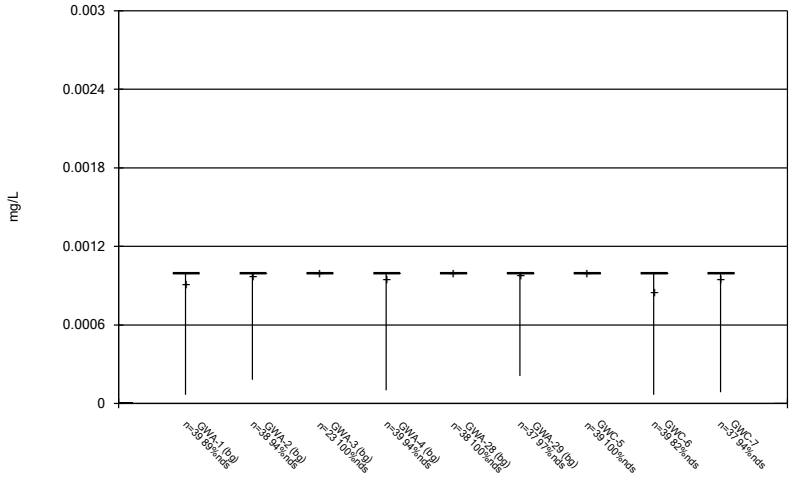


Constituent: Thallium Analysis Run 3/31/2026 4:45 AM

Plant Wansley Client: Southern Company Data: Wansley Landfill

Sanitas™ v.10.1.06 Software licensed to Groundwater Stats Consulting. UG

## Box & Whiskers Plot

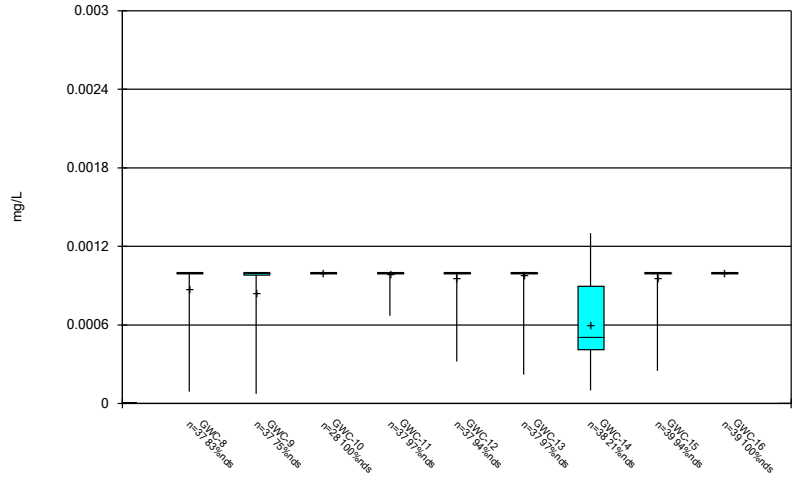


Constituent: Thallium Analysis Run 3/31/2026 4:45 AM

Plant Wansley Client: Southern Company Data: Wansley Landfill

Sanitas™ v.10.1.06 Software licensed to Groundwater Stats Consulting. UG

## Box & Whiskers Plot

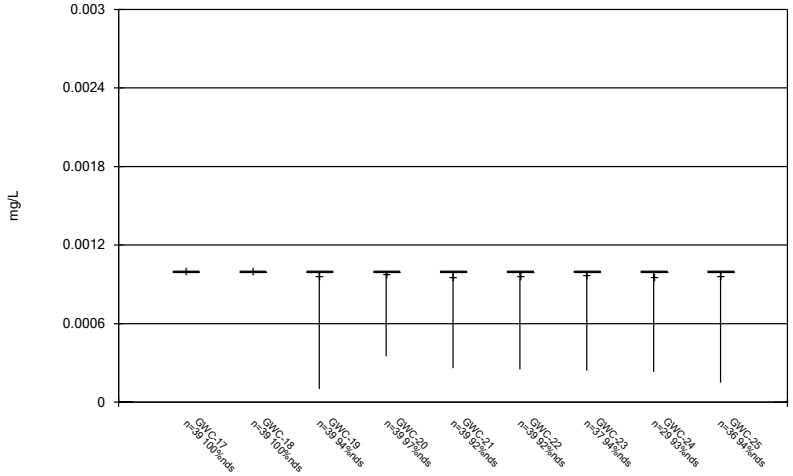


Constituent: Thallium Analysis Run 3/31/2026 4:45 AM

Plant Wansley Client: Southern Company Data: Wansley Landfill

Sanitas™ v.10.1.06 Software licensed to Groundwater Stats Consulting. UG

## Box & Whiskers Plot

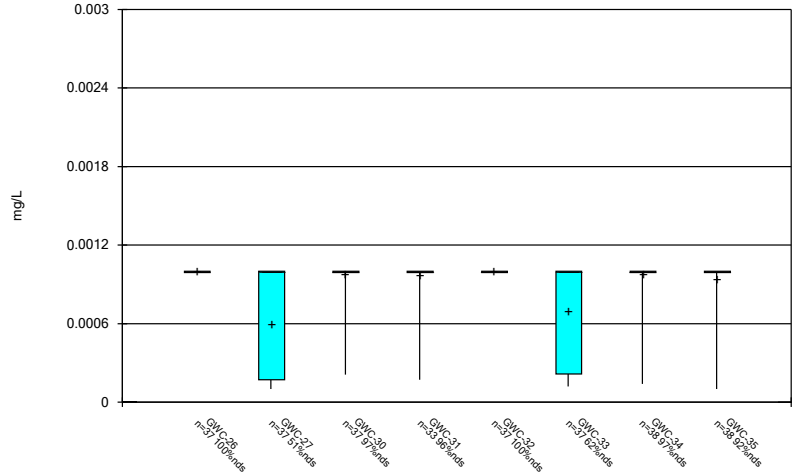


Constituent: Thallium Analysis Run 3/31/2026 4:45 AM

Plant Wansley Client: Southern Company Data: Wansley Landfill

Sanitas™ v.10.1.06 Software licensed to Groundwater Stats Consulting. UG

Box & Whiskers Plot

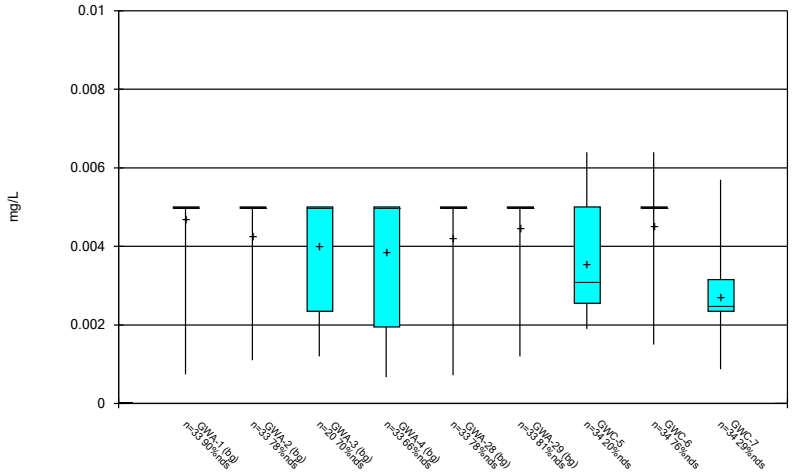


Constituent: Vanadium Analysis Run 3/31/2026 4:45 AM

Plant Wansley Client: Southern Company Data: Wansley Landfill

Sanitas™ v.10.1.06 Software licensed to Groundwater Stats Consulting. UG

Box & Whiskers Plot

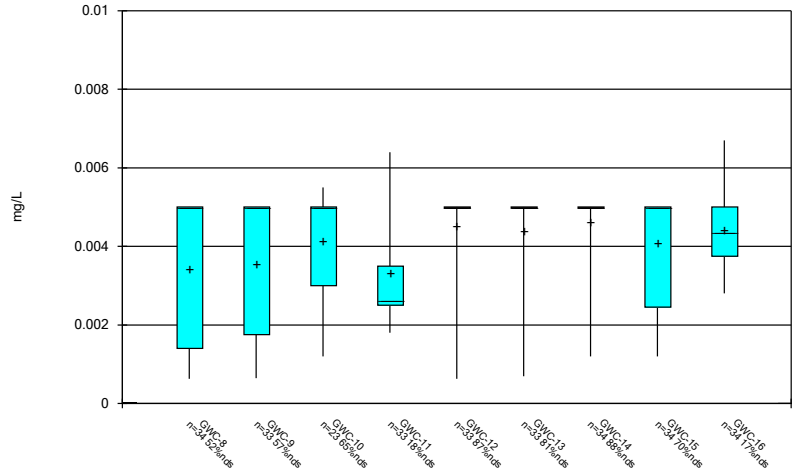


Constituent: Vanadium Analysis Run 3/31/2026 4:45 AM

Plant Wansley Client: Southern Company Data: Wansley Landfill

Sanitas™ v.10.1.06 Software licensed to Groundwater Stats Consulting. UG

Box & Whiskers Plot

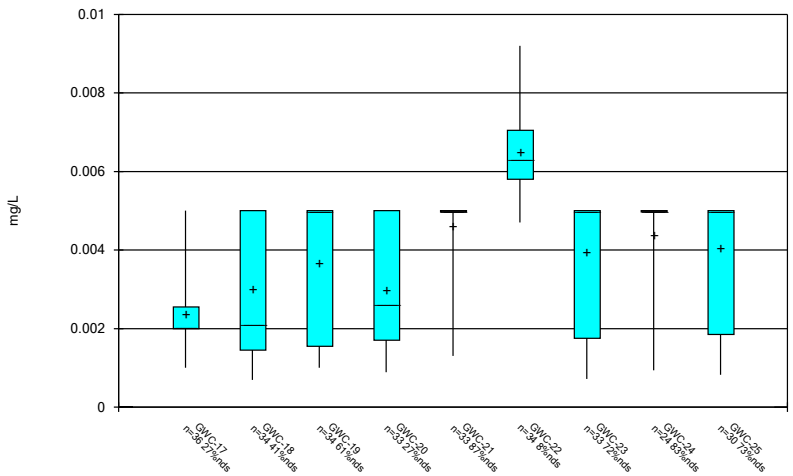


Constituent: Vanadium Analysis Run 3/31/2026 4:45 AM

Plant Wansley Client: Southern Company Data: Wansley Landfill

Sanitas™ v.10.1.06 Software licensed to Groundwater Stats Consulting. UG

Box & Whiskers Plot

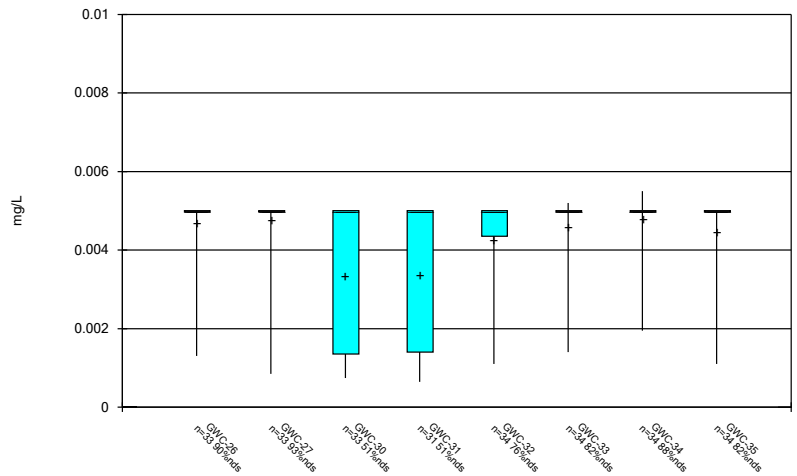


Constituent: Vanadium Analysis Run 3/31/2026 4:45 AM

Plant Wansley Client: Southern Company Data: Wansley Landfill

Sanitas™ v.10.1.06 Software licensed to Groundwater Stats Consulting. UG

Box & Whiskers Plot

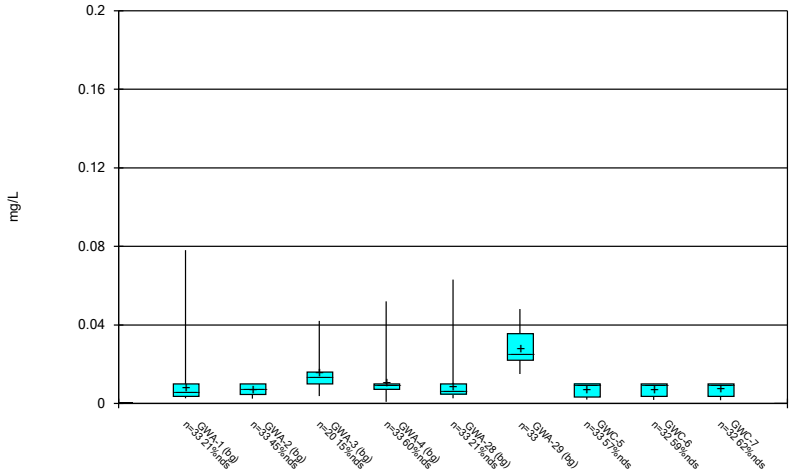


Constituent: Zinc Analysis Run 3/31/2026 4:45 AM

Plant Wansley Client: Southern Company Data: Wansley Landfill

Sanitas™ v.10.1.06 Software licensed to Groundwater Stats Consulting. UG

Box & Whiskers Plot

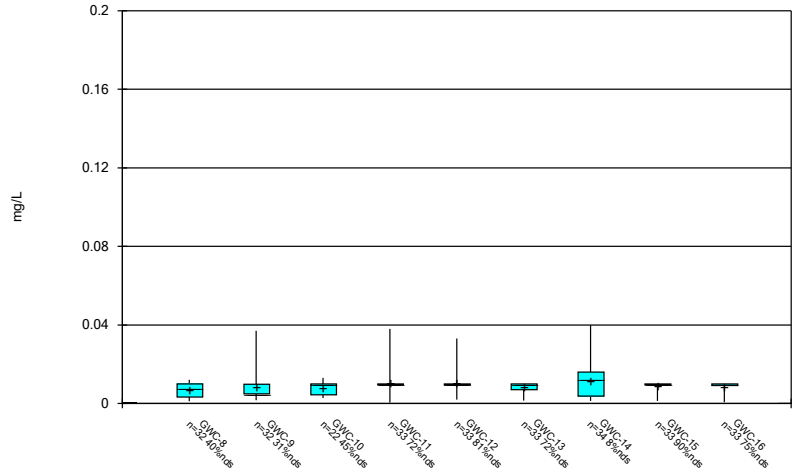


Constituent: Zinc Analysis Run 3/31/2026 4:45 AM

Plant Wansley Client: Southern Company Data: Wansley Landfill

Sanitas™ v.10.1.06 Software licensed to Groundwater Stats Consulting. UG

Box & Whiskers Plot

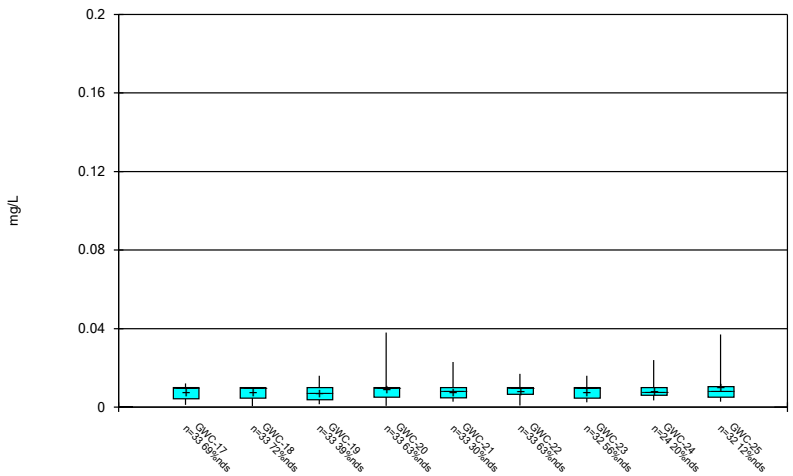


Constituent: Zinc Analysis Run 3/31/2026 4:45 AM

Plant Wansley Client: Southern Company Data: Wansley Landfill

Sanitas™ v.10.1.06 Software licensed to Groundwater Stats Consulting. UG

Box & Whiskers Plot

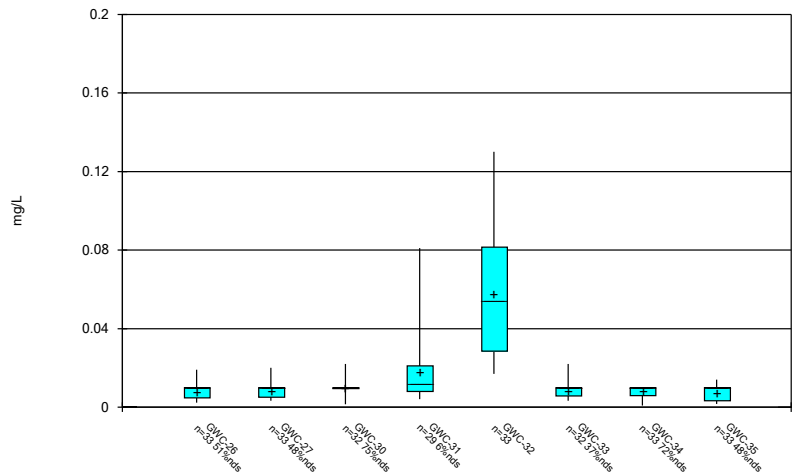


Constituent: Zinc Analysis Run 3/31/2026 4:45 AM

Plant Wansley Client: Southern Company Data: Wansley Landfill

FIGURE C.

# Outlier Summary

Plant Wansley Client: Southern Company Data: Wansley Landfill Printed 3/31/2026, 4:46 AM

| | GWC-12 Arsenic (mg/L) | GWC-9 Barium (mg/L) | GWC-34 Barium (mg/L) | GWA-3 Calcium (mg/L) | GWC-25 Calcium (mg/L) | GWC-33 Calcium (mg/L) | GWC-7 Chloride (mg/L) | GWC-31 Chloride (mg/L) | GWC-33 Chloride (mg/L) | GWA-29 Chromium (mg/L) |
|---|---|---|---|---|---|---|---|---|---|---|
| 8/30/2011 | | | | | | | | | | |
| 9/7/2011 | | | | | | | | | | |
| 9/16/2011 | | | | | | | | | | |
| 9/17/2011 | | | | | | | | | | |
| 10/27/2011 | | | | | | | | | | |
| 10/30/2011 | | 0.02 (o) | | | | | | | | |
| 12/5/2011 | | | | | | | | | | |
| 12/13/2011 | | | | | | | | | | |
| 7/24/2013 | | | | | | | | | | |
| 7/1/2014 | | | | | | | | | | |
| 1/13/2015 | | | | | | | | | | |
| 1/14/2015 | | | | | | | | | | |
| 7/22/2015 | | | | | | | | | | |
| 1/22/2016 | | | | | | | | | | |
| 1/27/2016 | | | | | | | | | | |
| 3/24/2016 | | | | | | | | | | |
| 3/29/2016 | | | | | | | 8.5125 (O) | | | |
| 3/31/2016 | | | | | | | | | | |
| 5/24/2016 | | | | | | | | | | |
| 7/22/2016 | | | | | | | | | | |
| 9/16/2016 | | | | | | | | | | |
| 9/19/2016 | | | | | | | | | | |
| 11/16/2016 | | | | | | | | | | |
| 11/17/2016 | | | | | | 55 (O) | | | | |
| 1/17/2017 | | | | | | | | | | |
| 1/24/2017 | | | | | | | | | | |
| 1/25/2017 | | | | | | | | | | |
| 1/26/2017 | | | | | | | | | | |
| 1/31/2017 | | | | | | | | | | |
| 2/2/2017 | | | | | | | | | | |
| 3/22/2017 | | | | | | | | | | |
| 3/23/2017 | | | | | | | | | | |
| 5/1/2017 | | | | | | | | | | |
| 5/2/2017 | | | | | 41 (o) | | | | | |
| 5/3/2017 | 0.0024 (O) | | | | | | | | | |
| 8/3/2017 | | | 0.031 (O) | | | | | | | |
| 8/7/2017 | | | | | | | | | | |
| 9/6/2017 | | | | | | | | <100 (o) | <100 (o) | |
| 10/3/2017 | | | | 91 (O) | | | | | | |
| 10/1/2018 | | | | | | | | | | |
| 1/30/2019 | | | | | | | | | | |
| 1/31/2019 | | | | | | | | | | |
| 9/11/2019 | | | | | | | | | | |
| 9/12/2019 | | | | | | | | | | |
| 3/12/2020 | | | | | | | | | | |
| 9/10/2020 | | | | | | | | | | |
| 3/15/2021 | | | | | | | | | | 0.021 (O) |
| 3/18/2021 | | | | | | | | | | |
| 8/23/2021 | | | | | | | | | | |
| 3/9/2022 | | | | | | | | | | |
| 8/16/2022 | | | | | | | | | | |
| 10/12/2022 | | | | | | | | | | |

# Outlier Summary

Plant Wansley Client: Southern Company Data: Wansley Landfill Printed 3/31/2026, 4:46 AM

| | GWC-5 Chromium (mg/L) | GWC-25 Chromium (mg/L) | GWC-32 Chromium (mg/L) | GWC-6 Cobalt (mg/L) | GWC-8 Cobalt (mg/L) | GWC-9 Cobalt (mg/L) | GWC-14 Cobalt (mg/L) | GWC-16 Cobalt (mg/L) | GWC-19 Cobalt (mg/L) | GWC-23 Cobalt (mg/L) |
|---|---|---|---|---|---|---|---|---|---|---|
| 8/30/2011 | | | | | | | | 0.0033 (O) | | |
| 9/7/2011 | | | | | 0.14 (O) | 0.27 (O) | | | | |
| 9/16/2011 | | | | | | | | | | 0.0037 (O) |
| 9/17/2011 | | | | | | | | | | |
| 10/27/2011 | | | | | | | 0.044 (O) | | | |
| 10/30/2011 | | | | 0.037 (O) | | | | | | |
| 12/5/2011 | | | | 0.029 (O) | 0.17 (O) | | | | | |
| 12/13/2011 | | | | | | | | | | 0.003 (O) |
| 7/24/2013 | | | | | | | | | | |
| 7/1/2014 | | | | | | | | | | |
| 1/13/2015 | | | | | | | | | | |
| 1/14/2015 | | | | | | | | | | |
| 7/22/2015 | | | | | | | | | | |
| 1/22/2016 | | | | | | | | | | |
| 1/27/2016 | | | | | | | | | | |
| 3/24/2016 | | | | | | | | | | |
| 3/29/2016 | | | | | | | | | | |
| 3/31/2016 | | | | | | | | | | |
| 5/24/2016 | | | | | | | | | | |
| 7/22/2016 | | | | | | | | | | |
| 9/16/2016 | | | | | | | | | | |
| 9/19/2016 | | | | | | | | | | |
| 11/16/2016 | | | | | | | | | | |
| 11/17/2016 | | | | | | | | | | |
| 1/17/2017 | | | | | | | | | | |
| 1/24/2017 | | | | | | | | | | |
| 1/25/2017 | | | | | | | | | | |
| 1/26/2017 | | | | | | | | | | |
| 1/31/2017 | | | | | | | | | | |
| 2/2/2017 | | | | | | | | | 0.011 (O) | |
| 3/22/2017 | 0.024 (O) | | | | | | | | | |
| 3/23/2017 | | | | | | | | | | |
| 5/1/2017 | | | | | | | | | | |
| 5/2/2017 | | 0.015 (O) | | | | | | | | |
| 5/3/2017 | | | | | | | | | | |
| 8/3/2017 | | | 0.0053 (O) | | | | | | | |
| 8/7/2017 | | | | | | | | | | |
| 9/6/2017 | | | | | | | | | | |
| 10/3/2017 | | | | | | | | | | |
| 10/1/2018 | | | | | | | | | | |
| 1/30/2019 | | | | | | | | | | |
| 1/31/2019 | | | | | | | | | | |
| 9/11/2019 | | | | | | | | | | |
| 9/12/2019 | | | | | | | | | | |
| 3/12/2020 | | | | | | | | | | |
| 9/10/2020 | | | | | | | | | | |
| 3/15/2021 | | | | | | | | | | |
| 3/18/2021 | | | | | | | | | | |
| 8/23/2021 | | | | | | | | | | |
| 3/9/2022 | | | | | | | | | | |
| 8/16/2022 | | | | | | | | | | |
| 10/12/2022 | | | | | | | | | | |

# Outlier Summary

Plant Wansley Client: Southern Company Data: Wansley Landfill Printed 3/31/2026, 4:46 AM

| | GWC-33 Cobalt (mg/L) | GWC-34 Cobalt (mg/L) | GWC-10 Copper (mg/L) | GWC-14 Copper (mg/L) | GWC-20 Copper (mg/L) | GWC-25 Copper (mg/L) | GWC-27 Copper (mg/L) | GWC-31 Fluoride (mg/L) | GWC-33 Fluoride (mg/L) | GWC-18 Lead (mg/L) |
|---|---|---|---|---|---|---|---|---|---|---|
| 8/30/2011 | | | | | | | | | | |
| 9/7/2011 | | | | | | | | | | |
| 9/16/2011 | | | | | | | | | | |
| 9/17/2011 | | | | | | | | | | |
| 10/27/2011 | | | | | | | | | | |
| 10/30/2011 | | | | | | | | | | |
| 12/5/2011 | | | | | | | | | | |
| 12/13/2011 | | | | | | | | | | |
| 7/24/2013 | | | | | | | | | | |
| 7/1/2014 | | | | | | | | | | |
| 1/13/2015 | | | | | | | | | | 0.0026 (JO) |
| 1/14/2015 | | | | | | | | | | |
| 7/22/2015 | | | | | | | | | | |
| 1/22/2016 | | | | | | | 0.0038 (JO) | | | |
| 1/27/2016 | | | | 0.0068 (O) | | | | | | |
| 3/24/2016 | | | | | | | | | | |
| 3/29/2016 | | | | | | | | | | |
| 3/31/2016 | | | | | | | | | | |
| 5/24/2016 | 0.0136 (O) | | | | | | | | | |
| 7/22/2016 | 0.01 (O) | | | | | | | | | |
| 9/16/2016 | 0.011 (O) | | | | | | | | | |
| 9/19/2016 | | | | | | | | | | |
| 11/16/2016 | | | | | | | | | | |
| 11/17/2016 | | | | | | | | | | |
| 1/17/2017 | | | | | | | | | | |
| 1/24/2017 | | | | | | | | | | |
| 1/25/2017 | | | | | | | | | | |
| 1/26/2017 | | | | | | | | | | |
| 1/31/2017 | | | | | | | | | | |
| 2/2/2017 | | | | | | | | | | |
| 3/22/2017 | | | | | | | | | | |
| 3/23/2017 | | | | | | | | | | |
| 5/1/2017 | 0.0085 (O) | | | | | | | | | |
| 5/2/2017 | | | | | | | | | | |
| 5/3/2017 | | | | | | | | | | |
| 8/3/2017 | | 0.027 (O) | | | | | | | | |
| 8/7/2017 | | | | | 0.0054 (O) | | | | | |
| 9/6/2017 | | | | | | | | <20 (o) | <20 (o) | |
| 10/3/2017 | | | | | | | | | | |
| 10/1/2018 | | | | | | | | | | |
| 1/30/2019 | | | | | | | | | | |
| 1/31/2019 | | | | | | | | | | |
| 9/11/2019 | | | | | | 0.0072 (O) | | | | |
| 9/12/2019 | | | | | | | | | | |
| 3/12/2020 | | | | | | | | | | |
| 9/10/2020 | | | 0.0083 (O) | | | | | | | |
| 3/15/2021 | | | | | | | | | | |
| 3/18/2021 | | | | | | | | | | |
| 8/23/2021 | | | | | | | | | | |
| 3/9/2022 | | | | | | | | | | |
| 8/16/2022 | | | | | | | | | | |
| 10/12/2022 | | | | | | | | | | |

# Outlier Summary

Plant Wansley Client: Southern Company Data: Wansley Landfill Printed 3/31/2026, 4:46 AM

| | GWC-25 Lead (mg/L) | GWA-4 Nickel (mg/L) | GWC-8 Nickel (mg/L) | GWC-9 Nickel (mg/L) | GWC-34 Nickel (mg/L) | GWC-23 pH, Field (SU) | GWC-24 pH, Field (SU) | GWC-32 pH, Field (SU) | GWC-34 pH, Field (SU) | GWC-35 pH, Field (SU) |
|---|---|---|---|---|---|---|---|---|---|---|
| 8/30/2011 | | | | | | | | | | |
| 9/7/2011 | | | | | | | | | | |
| 9/16/2011 | | | | | | | | | | |
| 9/17/2011 | | | | | | | | | | |
| 10/27/2011 | | | | | | | | | | |
| 10/30/2011 | | | | | | | | | | |
| 12/5/2011 | | | | | | | | | | |
| 12/13/2011 | | | | | | | | | | |
| 7/24/2013 | | | | | | | | | | |
| 7/1/2014 | | | | | | | | | | |
| 1/13/2015 | | | | | | | | | | |
| 1/14/2015 | | 0.0073 (O) | | | | | | | | |
| 7/22/2015 | | | | | | | | | | |
| 1/22/2016 | | | | | | | | | | |
| 1/27/2016 | | | | | | | | | | |
| 3/24/2016 | | | | | | | | | 6.66 (O) | 6.32 (O) |
| 3/29/2016 | | | | | | 4.87 (O) | | | | |
| 3/31/2016 | | | | | | | | | | |
| 5/24/2016 | | | | | | | | | | |
| 7/22/2016 | | | | | | | | 7.552699 (O) | | |
| 9/16/2016 | | | | | | | | | | |
| 9/19/2016 | | | | | | | | | | |
| 11/16/2016 | | | | | | | | | | |
| 11/17/2016 | | | | | | | | | | |
| 1/17/2017 | | 0.007 (O) | | | | | | | | |
| 1/24/2017 | | | | | | | | | | |
| 1/25/2017 | | | | | | | | | | |
| 1/26/2017 | | | | | | | | | | |
| 1/31/2017 | | | | | | | | | | |
| 2/2/2017 | | | | | | | | | | |
| 3/22/2017 | | | | | | | | | | |
| 3/23/2017 | | | | | | | | | | |
| 5/1/2017 | | | | | | | | | | |
| 5/2/2017 | 0.0021 (O) | | | | | | | | | |
| 5/3/2017 | | | | | | | 7.5 (O) | | | |
| 8/3/2017 | | | | | 0.012 (O) | | | | | |
| 8/7/2017 | | | 0.011 (O) | | | | | | | |
| 9/6/2017 | | | | | | | | | | |
| 10/3/2017 | | | | | | | | | | |
| 10/1/2018 | | | | | | | | | | |
| 1/30/2019 | | | | | | | | | | |
| 1/31/2019 | | | | | | | | | | |
| 9/11/2019 | | | | | | | | | | |
| 9/12/2019 | | | | | | | | | | |
| 3/12/2020 | | | | | | | | | | |
| 9/10/2020 | | | | | | | | | | |
| 3/15/2021 | | | | | | | | | | |
| 3/18/2021 | | | | | | | | | | |
| 8/23/2021 | | | | | | | | | | |
| 3/9/2022 | | | | | | | | | | |
| 8/16/2022 | | | | 0.077 (O) | | | | | | |
| 10/12/2022 | | | | | | | | | | |

# Outlier Summary

Plant Wansley Client: Southern Company Data: Wansley Landfill Printed 3/31/2026, 4:46 AM

| | GWC-9 Selenium (mg/L) | GWA-29 Silver (mg/L) | GWC-6 Silver (mg/L) | GWC-10 Silver (mg/L) | GWC-31 Silver (mg/L) | GWA-3 Sulfate (mg/L) | GWC-7 Sulfate (mg/L) | GWC-8 Sulfate (mg/L) | GWC-11 Sulfate (mg/L) | GWC-19 Sulfate (mg/L) |
|---|---|---|---|---|---|---|---|---|---|---|
| 8/30/2011 | | | | | | | | | | |
| 9/7/2011 | 0.015 (O) | | | | | | | | | |
| 9/16/2011 | | | | | | | | | | |
| 9/17/2011 | | | | | | | | | | |
| 10/27/2011 | | | | | | | | | | |
| 10/30/2011 | | | | | | | | | | |
| 12/5/2011 | | | | | | | | | | |
| 12/13/2011 | | | | | | | | | | |
| 7/24/2013 | | 0.003 (O) | | | | | | | | |
| 7/1/2014 | | | | | 0.0039 (O) | | | | | |
| 1/13/2015 | | | | | | | | | | |
| 1/14/2015 | | | | | | | | | | |
| 7/22/2015 | | | | | | | | | | |
| 1/22/2016 | | | | | | | | | | |
| 1/27/2016 | | | | | | | | | | |
| 3/24/2016 | | | | | | | | | | |
| 3/29/2016 | | | | | | | 22.385 (JO) | | | |
| 3/31/2016 | | | | | | 202.982 (O) | | | | |
| 5/24/2016 | | | | | | | | | | |
| 7/22/2016 | | | | | | | | | | |
| 9/16/2016 | | | | | | | | | | |
| 9/19/2016 | | | | | | | | | | |
| 11/16/2016 | | | | | | | | | | |
| 11/17/2016 | | | | | | | | | | |
| 1/17/2017 | | | | | | | | | | |
| 1/24/2017 | | | | | | | | | | |
| 1/25/2017 | | | | | | | | | | |
| 1/26/2017 | | | | | | | | 49 (O) | | |
| 1/31/2017 | | | | | | | | | 3.7 (O) | |
| 2/2/2017 | | | | | | | | | | 8.6 (O) |
| 3/22/2017 | | | | | | | | | | |
| 3/23/2017 | | | | | | | | | | |
| 5/1/2017 | | | | | | | | | | |
| 5/2/2017 | | | | | | | | | | |
| 5/3/2017 | | | | | | | | | | |
| 8/3/2017 | | | | | | | | | | |
| 8/7/2017 | | | | | | | | | | |
| 9/6/2017 | | | | | | | | | | |
| 10/3/2017 | | | | | | | | | | |
| 10/1/2018 | | | | | | | | | | |
| 1/30/2019 | | | 0.0032 (O) | | | | | | | |
| 1/31/2019 | | | | 0.0055 (O) | | | | | | |
| 9/11/2019 | | | | | 0.0078 (O) | | | | | |
| 9/12/2019 | | | | | | | | | | |
| 3/12/2020 | | | | | | | | | | |
| 9/10/2020 | | | | | | | | | | |
| 3/15/2021 | | | | | | | | | | |
| 3/18/2021 | | | | | | | | | | |
| 8/23/2021 | | | | | | | | | | |
| 3/9/2022 | | | | | | | | | | |
| 8/16/2022 | | | | | | | | | | |
| 10/12/2022 | | | | | | | | | | |

# Outlier Summary

Plant Wansley Client: Southern Company Data: Wansley Landfill Printed 3/31/2026, 4:46 AM

| | GWC-25 Sulfate (mg/L) | GWC-31 Sulfate (mg/L) | GWC-33 Sulfate (mg/L) | GWC-9 TDS (mg/L) | GWC-23 TDS (mg/L) | GWC-14 Thallium (mg/L) | GWC-25 Vanadium (mg/L) | GWC-30 Vanadium (mg/L) | GWC-6 Zinc (mg/L) | GWC-7 Zinc (mg/L) |
|---|---|---|---|---|---|---|---|---|---|---|
| 8/30/2011 | | | | | | | | | | |
| 9/7/2011 | | | | | | | | | | |
| 9/16/2011 | | | | | | | | | | |
| 9/17/2011 | | | | | | | 0.0074 (O) | | | |
| 10/27/2011 | | | | | | | | | | |
| 10/30/2011 | | | | | | | | | | |
| 12/5/2011 | | | | | | | | | | |
| 12/13/2011 | | | | | | | | | | |
| 7/24/2013 | | | | | | | | | | |
| 7/1/2014 | | | | | | | | | | |
| 1/13/2015 | | | | | | | | | | |
| 1/14/2015 | | | | | | | | | | |
| 7/22/2015 | | | | | | 0.0003 (JO) | | | | |
| 1/22/2016 | | | | | | | | | | |
| 1/27/2016 | | | | | | | | | | |
| 3/24/2016 | | | | | | | | | | |
| 3/29/2016 | | | | | | | | | | |
| 3/31/2016 | | | | | | | | | | |
| 5/24/2016 | | | | | | | | | | |
| 7/22/2016 | | | | | | | | | | |
| 9/16/2016 | | | | | | | | | | |
| 9/19/2016 | | | | 340 (O) | | | | | | |
| 11/16/2016 | | | | 280 (O) | | | | | | |
| 11/17/2016 | | | | | | | | | | |
| 1/17/2017 | | | | | | | | | | |
| 1/24/2017 | 26 (O) | | | | | | 0.0077 (O) | 0.0059 (O) | | |
| 1/25/2017 | | | 50 (O) | | | | | | | |
| 1/26/2017 | | | | | | | | | | |
| 1/31/2017 | | | | | | | | | | |
| 2/2/2017 | | | | | | | | | | |
| 3/22/2017 | | | | | | | | | | |
| 3/23/2017 | 23 (O) | | | | | | | | | |
| 5/1/2017 | | | | | | | | | | |
| 5/2/2017 | 27 (O) | | | | | | | | | |
| 5/3/2017 | | | | | | | | | | |
| 8/3/2017 | | | | | | | | | | |
| 8/7/2017 | | | | | | | | | | |
| 9/6/2017 | | 76 (Jo) | <100 (o) | | | | | | | |
| 10/3/2017 | | | | | | | | | | |
| 10/1/2018 | | | | | 140 (O) | | | | | |
| 1/30/2019 | | | | | | | | | | |
| 1/31/2019 | | | | | | | | | | |
| 9/11/2019 | | | | | | | | | | |
| 9/12/2019 | | | | | | | | | 0.049 (O) | |
| 3/12/2020 | | | | | | | | | | 0.038 (O) |
| 9/10/2020 | | | | | | | | | | |
| 3/15/2021 | | | | | | | | | | |
| 3/18/2021 | | | | | | | | | | |
| 8/23/2021 | | | | | | | | | | |
| 3/9/2022 | | | | | | | | | | |
| 8/16/2022 | | | | | | | | | | |
| 10/12/2022 | | | | | | | | | | |

# Outlier Summary

Plant Wansley Client: Southern Company Data: Wansley Landfill Printed 3/31/2026, 4:46 AM

| | GWC-8 Zinc (mg/L) | GWC-9 Zinc (mg/L) | GWC-10 Zinc (mg/L) | GWC-23 Zinc (mg/L) | GWC-30 Zinc (mg/L) | GWC-33 Zinc (mg/L) |
|---|---|---|---|---|---|---|
| 8/30/2011 | | | | | | |
| 9/7/2011 | | | | | | |
| 9/16/2011 | | | | | | |
| 9/17/2011 | | | | | | |
| 10/27/2011 | | | | | | |
| 10/30/2011 | | | | | | |
| 12/5/2011 | | | | | | |
| 12/13/2011 | | | | | | |
| 7/24/2013 | | | | | | |
| 7/1/2014 | | | | | | |
| 1/13/2015 | | | | | | |
| 1/14/2015 | | | | | | |
| 7/22/2015 | | | | | | |
| 1/22/2016 | | | | | | |
| 1/27/2016 | | | | | | |
| 3/24/2016 | | | | | | |
| 3/29/2016 | | | | | | |
| 3/31/2016 | | | | | | |
| 5/24/2016 | | | | | | |
| 7/22/2016 | | | | | | |
| 9/16/2016 | | | | | | |
| 9/19/2016 | | | | | | |
| 11/16/2016 | | | | | | |
| 11/17/2016 | | | | | | |
| 1/17/2017 | | | | | | |
| 1/24/2017 | | | | | | |
| 1/25/2017 | | | | | | |
| 1/26/2017 | | | | | | |
| 1/31/2017 | | | | | | |
| 2/2/2017 | | | | | | |
| 3/22/2017 | | | | | | |
| 3/23/2017 | | | | | | |
| 5/1/2017 | | | | | | |
| 5/2/2017 | | | | | | |
| 5/3/2017 | | | | | | |
| 8/3/2017 | | | | | | |
| 8/7/2017 | | | | | | |
| 9/6/2017 | | | | | | |
| 10/3/2017 | | | | | | |
| 10/1/2018 | | | | | | |
| 1/30/2019 | | | | | | |
| 1/31/2019 | | | | | | |
| 9/11/2019 | | | | | | |
| 9/12/2019 | | | | | | |
| 3/12/2020 | 0.044 (O) | | | | | |
| 9/10/2020 | | | 0.13 (O) | | | |
| 3/15/2021 | | | | | | |
| 3/18/2021 | | | | | 0.078 (O) | |
| 8/23/2021 | | | | 0.032 (O) | | |
| 3/9/2022 | | | | | | 0.12 (O) |
| 8/16/2022 | | 0.096 (O) | | | | |
| 10/12/2022 | | 0.043 (O) | | | | |

# Tukey's Outlier Test - Significant Results

Plant Wansley Client: Southern Company Data: Wansley Landfill Printed 3/25/2026, 1:30 PM

| Constituent | Well | Outlier | Value(s) | Method | N | Mean | Std. Dev. | Distribution | Normality Test |
|---|---|---|---|---|---|---|---|---|---|
| Barium (mg/L) | GWC-16 | Yes | 0.022 | NP | 38 | 0.01778 | 0.001336 | ln(x) | ShapiroWilk |
| Barium (mg/L) | GWC-17 | Yes | 0.025,0.027,0.023,0.023 | NP | 38 | 0.01731 | 0.003049 | ln(x) | ShapiroWilk |
| Barium (mg/L) | GWC-30 | Yes | 0.013 | NP | 38 | 0.007514 | 0.001407 | ln(x) | ShapiroWilk |
| Barium (mg/L) | GWC-34 | Yes | 0.031 | NP | 38 | 0.01241 | 0.003424 | ln(x) | ShapiroWilk |
| Barium (mg/L) | GWC-35 | Yes | 0.033,0.046,0.063,0.065,0.064 | NP | 38 | 0.0251 | 0.0126 | ln(x) | ShapiroWilk |
| Chromium (mg/L) | GWC-16 | Yes | 0.0045,0.0043,0.0013 | NP | 38 | 0.002484 | 0.0005844 | ln(x) | ShapiroWilk |
| Chromium (mg/L) | GWC-25 | Yes | 0.0015,0.0065,0.0025,0.0017,0.002,0.015,0.0026,0. | NP | 37 | 0.004705 | 0.00212 | ln(x) | ShapiroWilk |
| Copper (mg/L) | GWC-8 | Yes | 0.0051 | NP | 32 | 0.001993 | 0.0008414 | x^(1/3) | ShapiroWilk |
| Copper (mg/L) | GWC-25 | Yes | 0.0072 | NP | 32 | 0.002338 | 0.001008 | ln(x) | ShapiroWilk |
| Nickel (mg/L) | GWC-9 | Yes | 0.00125 | NP | 32 | 0.01694 | 0.01683 | ln(x) | ShapiroWilk |
| Nickel (mg/L) | GWC-26 | Yes | 0.0031 | NP | 32 | 0.0009997 | 0.0004171 | ln(x) | ShapiroWilk |
| Nickel (mg/L) | GWC-32 | Yes | 0.00064,0.00059 | NP | 32 | 0.004004 | 0.001762 | ln(x) | ShapiroWilk |
| pH, Field (SU) | GWC-5 | Yes | 7.05,6.98,6.94 | NP | 28 | 6.403 | 0.2302 | ln(x) | ShapiroWilk |
| pH, Field (SU) | GWC-6 | Yes | 6.5 | NP | 28 | 5.956 | 0.1448 | ln(x) | ShapiroWilk |
| pH, Field (SU) | GWC-23 | Yes | 4.87 | NP | 29 | 5.904 | 0.2608 | x^6 | ShapiroWilk |
| pH, Field (SU) | GWC-24 | Yes | 7.5 | NP | 27 | 5.513 | 0.5491 | ln(x) | ShapiroWilk |
| pH, Field (SU) | GWC-26 | Yes | 6.038,6 | NP | 28 | 5.674 | 0.1213 | ln(x) | ShapiroWilk |
| pH, Field (SU) | GWC-32 | Yes | 7.553 | NP | 28 | 6.161 | 0.2907 | ln(x) | ShapiroWilk |
| pH, Field (SU) | GWC-34 | Yes | 6.66 | NP | 29 | 5.923 | 0.2233 | ln(x) | ShapiroWilk |
| Silver (mg/L) | GWA-29 (bg) | Yes | 0.003 | NP | 32 | 0.001136 | 0.0004416 | ln(x) | ShapiroWilk |
| Silver (mg/L) | GWC-31 | Yes | 0.0078 | NP | 29 | 0.001187 | 0.001453 | ln(x) | ShapiroWilk |
| Sulfate (mg/L) | GWA-4 (bg) | Yes | 15 | NP | 27 | 9.779 | 1.4 | ln(x) | ShapiroWilk |
| Sulfate (mg/L) | GWA-29 (bg) | Yes | 26 | NP | 28 | 7.817 | 4.023 | ln(x) | ShapiroWilk |
| Sulfate (mg/L) | GWC-6 | Yes | 30 | NP | 27 | 12.95 | 3.964 | ln(x) | ShapiroWilk |
| Sulfate (mg/L) | GWC-11 | Yes | 3.7,1.5,0.47,0.44,0.43,0.5,1.6 | NP | 27 | 1.043 | 0.5919 | ln(x) | ShapiroWilk |
| Sulfate (mg/L) | GWC-19 | Yes | 8.6 | NP | 27 | 1.329 | 1.555 | ln(x) | ShapiroWilk |
| Sulfate (mg/L) | GWC-30 | Yes | 3.3,2.5 | NP | 27 | 1.325 | 0.5 | ln(x) | ShapiroWilk |
| Sulfate (mg/L) | GWC-31 | Yes | 76 | NP | 23 | 15.24 | 13.65 | ln(x) | ShapiroWilk |
| Sulfate (mg/L) | GWC-34 | Yes | 3.8 | NP | 27 | 1.571 | 0.5422 | ln(x) | ShapiroWilk |
| Sulfate (mg/L) | GWC-35 | Yes | 8.6 | NP | 27 | 3.204 | 1.524 | ln(x) | ShapiroWilk |
| TDS (mg/L) | GWC-23 | Yes | 140 | NP | 27 | 41.44 | 23.65 | sqrt(x) | ShapiroWilk |
| Thallium (mg/L) | GWC-9 | Yes | 0.000073,0.00026,0.00026,0.00015,0.00044,0.00017, | NP | 36 | 0.0008318 | 0.0003226 | x^(1/3) | ShapiroWilk |
| Vanadium (mg/L) | GWC-32 | Yes | 0.0016,0.0012,0.0012,0.0021,0.0011,0.0011 | NP | 33 | 0.004242 | 0.001436 | normal | ShapiroWilk |
| Zinc (mg/L) | GWA-4 (bg) | Yes | 0.00085,0.0014,0.0015,0.052,0.044 | NP | 32 | 0.01065 | 0.01039 | ln(x) | ShapiroWilk |
| Zinc (mg/L) | GWC-10 | Yes | 0.13 | NP | 22 | 0.01314 | 0.02628 | ln(x) | ShapiroWilk |
| Zinc (mg/L) | GWC-13 | Yes | 0.0014 | NP | 32 | 0.008234 | 0.003073 | x^(1/3) | ShapiroWilk |
| Zinc (mg/L) | GWC-16 | Yes | 0.0035,0.0033,0.0033,0.00074,0.00071,0.0015,0.006 | NP | 32 | 0.008355 | 0.003151 | normal | ShapiroWilk |
| Zinc (mg/L) | GWC-33 | Yes | 0.12 | NP | 32 | 0.01192 | 0.02013 | ln(x) | ShapiroWilk |

# Tukey's Outlier Test - All Results

Plant Wansley Client: Southern Company Data: Wansley Landfill Printed 3/25/2026, 1:30 PM

| Constituent | Well | Outlier | Value(s) | Method | N | Mean | Std. Dev. | Distribution | Normality Test |
|---|---|---|---|---|---|---|---|---|---|
| Antimony (mg/L) | GWA-1 (bg) | n/a | n/a | NP | 38 | 0.004878 | 0.0007511 | unknown | ShapiroWilk |
| Antimony (mg/L) | GWA-2 (bg) | n/a | n/a | NP | 38 | 0.00481 | 0.0008321 | unknown | ShapiroWilk |
| Antimony (mg/L) | GWA-3 (bg) | n/a | n/a | NP | 22 | 0.004602 | 0.001288 | unknown | ShapiroWilk |
| Antimony (mg/L) | GWA-4 (bg) | No | n/a | NP | 38 | 0.005 | 0 | normal | ShapiroWilk |
| Antimony (mg/L) | GWA-28 (bg) | n/a | n/a | NP | 38 | 0.004719 | 0.0009811 | unknown | ShapiroWilk |
| Antimony (mg/L) | GWA-29 (bg) | n/a | n/a | NP | 37 | 0.004566 | 0.001269 | unknown | ShapiroWilk |
| Antimony (mg/L) | GWC-5 | n/a | n/a | NP | 38 | 0.004811 | 0.0008472 | unknown | ShapiroWilk |
| Antimony (mg/L) | GWC-6 | n/a | n/a | NP | 38 | 0.004879 | 0.0007478 | unknown | ShapiroWilk |
| Antimony (mg/L) | GWC-7 | No | n/a | NP | 38 | 0.005 | 0 | normal | ShapiroWilk |
| Antimony (mg/L) | GWC-8 | No | n/a | NP | 38 | 0.005 | 0 | normal | ShapiroWilk |
| Antimony (mg/L) | GWC-9 | No | n/a | NP | 38 | 0.005 | 0 | normal | ShapiroWilk |
| Antimony (mg/L) | GWC-10 | n/a | n/a | NP | 27 | 0.004515 | 0.001398 | unknown | ShapiroWilk |
| Antimony (mg/L) | GWC-11 | n/a | n/a | NP | 38 | 0.004929 | 0.000438 | unknown | ShapiroWilk |
| Antimony (mg/L) | GWC-12 | No | n/a | NP | 38 | 0.005 | 0 | normal | ShapiroWilk |
| Antimony (mg/L) | GWC-13 | n/a | n/a | NP | 39 | 0.004405 | 0.001443 | unknown | ShapiroWilk |
| Antimony (mg/L) | GWC-14 | No | n/a | NP | 38 | 0.005 | 0 | normal | ShapiroWilk |
| Antimony (mg/L) | GWC-15 | No | n/a | NP | 38 | 0.005 | 0 | normal | ShapiroWilk |
| Antimony (mg/L) | GWC-16 | No | n/a | NP | 38 | 0.005 | 0 | normal | ShapiroWilk |
| Antimony (mg/L) | GWC-17 | No | n/a | NP | 38 | 0.005 | 0 | normal | ShapiroWilk |
| Antimony (mg/L) | GWC-18 | n/a | n/a | NP | 38 | 0.004926 | 0.0004542 | unknown | ShapiroWilk |
| Antimony (mg/L) | GWC-19 | No | n/a | NP | 38 | 0.005 | 0 | normal | ShapiroWilk |
| Antimony (mg/L) | GWC-20 | n/a | n/a | NP | 38 | 0.004767 | 0.001 | unknown | ShapiroWilk |
| Antimony (mg/L) | GWC-21 | No | n/a | NP | 38 | 0.005 | 0 | normal | ShapiroWilk |
| Antimony (mg/L) | GWC-22 | n/a | n/a | NP | 38 | 0.004774 | 0.0009744 | unknown | ShapiroWilk |
| Antimony (mg/L) | GWC-23 | n/a | n/a | NP | 38 | 0.004886 | 0.0007032 | unknown | ShapiroWilk |
| Antimony (mg/L) | GWC-24 | No | n/a | NP | 29 | 0.004111 | 0.001634 | sqrt(x) | ShapiroWilk |
| Antimony (mg/L) | GWC-25 | n/a | n/a | NP | 37 | 0.004906 | 0.0005738 | unknown | ShapiroWilk |
| Antimony (mg/L) | GWC-26 | n/a | n/a | NP | 38 | 0.004779 | 0.0009515 | unknown | ShapiroWilk |
| Antimony (mg/L) | GWC-27 | n/a | n/a | NP | 38 | 0.004693 | 0.001066 | unknown | ShapiroWilk |
| Antimony (mg/L) | GWC-30 | n/a | n/a | NP | 38 | 0.004684 | 0.0011 | unknown | ShapiroWilk |
| Antimony (mg/L) | GWC-31 | n/a | n/a | NP | 33 | 0.004551 | 0.001267 | unknown | ShapiroWilk |
| Antimony (mg/L) | GWC-32 | n/a | n/a | NP | 38 | 0.004756 | 0.001049 | unknown | ShapiroWilk |
| Antimony (mg/L) | GWC-33 | n/a | n/a | NP | 37 | 0.00488 | 0.0007316 | unknown | ShapiroWilk |
| Antimony (mg/L) | GWC-34 | No | n/a | NP | 38 | 0.005 | 0 | normal | ShapiroWilk |
| Antimony (mg/L) | GWC-35 | No | n/a | NP | 38 | 0.005 | 0 | normal | ShapiroWilk |
| Arsenic (mg/L) | GWA-1 (bg) | n/a | n/a | NP | 38 | 0.00478 | 0.0009481 | unknown | ShapiroWilk |
| Arsenic (mg/L) | GWA-2 (bg) | n/a | n/a | NP | 38 | 0.00488 | 0.0007414 | unknown | ShapiroWilk |
| Arsenic (mg/L) | GWA-3 (bg) | n/a | n/a | NP | 22 | 0.004818 | 0.0008528 | unknown | ShapiroWilk |
| Arsenic (mg/L) | GWA-4 (bg) | n/a | n/a | NP | 38 | 0.004545 | 0.001347 | unknown | ShapiroWilk |
| Arsenic (mg/L) | GWA-28 (bg) | n/a | n/a | NP | 38 | 0.004889 | 0.0006846 | unknown | ShapiroWilk |
| Arsenic (mg/L) | GWA-29 (bg) | n/a | n/a | NP | 37 | 0.004773 | 0.0009647 | unknown | ShapiroWilk |
| Arsenic (mg/L) | GWC-5 | n/a | n/a | NP | 38 | 0.004905 | 0.000584 | unknown | ShapiroWilk |
| Arsenic (mg/L) | GWC-6 | n/a | n/a | NP | 38 | 0.004888 | 0.0006894 | unknown | ShapiroWilk |
| Arsenic (mg/L) | GWC-7 | n/a | n/a | NP | 38 | 0.004659 | 0.001185 | unknown | ShapiroWilk |
| Arsenic (mg/L) | GWC-8 | n/a | n/a | NP | 38 | 0.004523 | 0.001408 | unknown | ShapiroWilk |
| Arsenic (mg/L) | GWC-9 | No | n/a | NP | 38 | 0.003543 | 0.00205 | ln(x) | ShapiroWilk |
| Arsenic (mg/L) | GWC-10 | No | n/a | NP | 27 | 0.005 | 0 | normal | ShapiroWilk |
| Arsenic (mg/L) | GWC-11 | No | n/a | NP | 39 | 0.001283 | 0.0004441 | ln(x) | ShapiroWilk |
| Arsenic (mg/L) | GWC-12 | n/a | n/a | NP | 38 | 0.004336 | 0.001582 | unknown | ShapiroWilk |
| Arsenic (mg/L) | GWC-13 | n/a | n/a | NP | 38 | 0.004786 | 0.0009219 | unknown | ShapiroWilk |
| Arsenic (mg/L) | GWC-14 | n/a | n/a | NP | 38 | 0.004422 | 0.001508 | unknown | ShapiroWilk |
| Arsenic (mg/L) | GWC-15 | No | n/a | NP | 38 | 0.005 | 0 | normal | ShapiroWilk |
| Arsenic (mg/L) | GWC-16 | n/a | n/a | NP | 38 | 0.004891 | 0.0006748 | unknown | ShapiroWilk |
| Arsenic (mg/L) | GWC-17 | n/a | n/a | NP | 38 | 0.004773 | 0.000978 | unknown | ShapiroWilk |
| Arsenic (mg/L) | GWC-18 | n/a | n/a | NP | 38 | 0.004778 | 0.0009563 | unknown | ShapiroWilk |
| Arsenic (mg/L) | GWC-19 | n/a | n/a | NP | 38 | 0.004779 | 0.0009563 | unknown | ShapiroWilk |
| Arsenic (mg/L) | GWC-20 | n/a | n/a | NP | 38 | 0.00476 | 0.001032 | unknown | ShapiroWilk |
| Arsenic (mg/L) | GWC-21 | n/a | n/a | NP | 38 | 0.004759 | 0.001036 | unknown | ShapiroWilk |
| Arsenic (mg/L) | GWC-22 | n/a | n/a | NP | 38 | 0.004771 | 0.0009834 | unknown | ShapiroWilk |
| Arsenic (mg/L) | GWC-23 | n/a | n/a | NP | 38 | 0.004769 | 0.0009927 | unknown | ShapiroWilk |
| Arsenic (mg/L) | GWC-24 | n/a | n/a | NP | 29 | 0.004847 | 0.0008263 | unknown | ShapiroWilk |
| Arsenic (mg/L) | GWC-25 | n/a | n/a | NP | 37 | 0.004645 | 0.001212 | unknown | ShapiroWilk |
| Arsenic (mg/L) | GWC-26 | n/a | n/a | NP | 38 | 0.004883 | 0.0007235 | unknown | ShapiroWilk |
| Arsenic (mg/L) | GWC-27 | No | n/a | NP | 38 | 0.005 | 0 | normal | ShapiroWilk |
| Arsenic (mg/L) | GWC-30 | No | n/a | NP | 38 | 0.005 | 0 | normal | ShapiroWilk |
| Arsenic (mg/L) | GWC-31 | n/a | n/a | NP | 33 | 0.004355 | 0.001556 | unknown | ShapiroWilk |
| Arsenic (mg/L) | GWC-32 | n/a | n/a | NP | 38 | 0.004766 | 0.001006 | unknown | ShapiroWilk |
| Arsenic (mg/L) | GWC-33 | n/a | n/a | NP | 37 | 0.0049 | 0.0006083 | unknown | ShapiroWilk |

# Tukey's Outlier Test - All Results

Plant Wansley Client: Southern Company Data: Wansley Landfill Printed 3/25/2026, 1:30 PM

| Constituent | Well | Outlier | Value(s) | Method | N | Mean | Std. Dev. | Distribution | Normality Test |
|---|---|---|---|---|---|---|---|---|---|
| Arsenic (mg/L) | GWC-34 | n/a | n/a | NP | 38 | 0.004795 | 0.0008829 | unknown | ShapiroWilk |
| Arsenic (mg/L) | GWC-35 | n/a | n/a | NP | 38 | 0.004895 | 0.0006489 | unknown | ShapiroWilk |
| Barium (mg/L) | GWA-1 (bg) | No | n/a | NP | 38 | 0.01043 | 0.001161 | ln(x) | ShapiroWilk |
| Barium (mg/L) | GWA-2 (bg) | No | n/a | NP | 38 | 0.01387 | 0.003288 | normal | ShapiroWilk |
| Barium (mg/L) | GWA-3 (bg) | No | n/a | NP | 22 | 0.064 | 0.02947 | x^2 | ShapiroWilk |
| Barium (mg/L) | GWA-4 (bg) | No | n/a | NP | 38 | 0.1257 | 0.02893 | normal | ShapiroWilk |
| Barium (mg/L) | GWA-28 (bg) | No | n/a | NP | 38 | 0.005384 | 0.004463 | ln(x) | ShapiroWilk |
| Barium (mg/L) | GWA-29 (bg) | No | n/a | NP | 37 | 0.004471 | 0.004173 | ln(x) | ShapiroWilk |
| Barium (mg/L) | GWC-5 | No | n/a | NP | 38 | 0.02457 | 0.004922 | ln(x) | ShapiroWilk |
| Barium (mg/L) | GWC-6 | No | n/a | NP | 38 | 0.05686 | 0.008002 | x^(1/3) | ShapiroWilk |
| Barium (mg/L) | GWC-7 | No | n/a | NP | 38 | 0.08691 | 0.02381 | ln(x) | ShapiroWilk |
| Barium (mg/L) | GWC-8 | No | n/a | NP | 38 | 0.05534 | 0.02211 | ln(x) | ShapiroWilk |
| Barium (mg/L) | GWC-9 | No | n/a | NP | 38 | 0.1281 | 0.03946 | normal | ShapiroWilk |
| Barium (mg/L) | GWC-10 | No | n/a | NP | 27 | 0.01977 | 0.005781 | sqrt(x) | ShapiroWilk |
| Barium (mg/L) | GWC-11 | No | n/a | NP | 38 | 0.2521 | 0.08978 | normal | ShapiroWilk |
| Barium (mg/L) | GWC-12 | No | n/a | NP | 38 | 0.01953 | 0.006085 | normal | ShapiroWilk |
| Barium (mg/L) | GWC-13 | No | n/a | NP | 38 | 0.003654 | 0.001078 | ln(x) | ShapiroWilk |
| Barium (mg/L) | GWC-14 | No | n/a | NP | 38 | 0.1343 | 0.09304 | normal | ShapiroWilk |
| Barium (mg/L) | GWC-15 | No | n/a | NP | 38 | 0.009157 | 0.001969 | x^(1/3) | ShapiroWilk |
| **Barium (mg/L)** | **GWC-16** | **Yes** | **0.022** | **NP** | **38** | **0.01778** | **0.001336** | **ln(x)** | **ShapiroWilk** |
| **Barium (mg/L)** | **GWC-17** | **Yes** | **0.025,0.027,0.023,0.023** | **NP** | **38** | **0.01731** | **0.003049** | **ln(x)** | **ShapiroWilk** |
| Barium (mg/L) | GWC-18 | No | n/a | NP | 38 | 0.03608 | 0.005283 | ln(x) | ShapiroWilk |
| Barium (mg/L) | GWC-19 | No | n/a | NP | 38 | 0.07693 | 0.03135 | ln(x) | ShapiroWilk |
| Barium (mg/L) | GWC-20 | No | n/a | NP | 38 | 0.03403 | 0.002435 | ln(x) | ShapiroWilk |
| Barium (mg/L) | GWC-21 | No | n/a | NP | 38 | 0.03187 | 0.01649 | x^(1/3) | ShapiroWilk |
| Barium (mg/L) | GWC-22 | No | n/a | NP | 38 | 0.0253 | 0.001643 | normal | ShapiroWilk |
| Barium (mg/L) | GWC-23 | No | n/a | NP | 38 | 0.006042 | 0.001916 | ln(x) | ShapiroWilk |
| Barium (mg/L) | GWC-24 | No | n/a | NP | 29 | 0.01573 | 0.006567 | sqrt(x) | ShapiroWilk |
| Barium (mg/L) | GWC-25 | No | n/a | NP | 37 | 0.03117 | 0.009367 | normal | ShapiroWilk |
| Barium (mg/L) | GWC-26 | No | n/a | NP | 38 | 0.03445 | 0.004331 | x^4 | ShapiroWilk |
| Barium (mg/L) | GWC-27 | No | n/a | NP | 38 | 0.01243 | 0.00364 | normal | ShapiroWilk |
| **Barium (mg/L)** | **GWC-30** | **Yes** | **0.013** | **NP** | **38** | **0.007514** | **0.001407** | **ln(x)** | **ShapiroWilk** |
| Barium (mg/L) | GWC-31 | No | n/a | NP | 33 | 0.003455 | 0.001871 | ln(x) | ShapiroWilk |
| Barium (mg/L) | GWC-32 | No | n/a | NP | 38 | 0.004187 | 0.003628 | ln(x) | ShapiroWilk |
| Barium (mg/L) | GWC-33 | No | n/a | NP | 37 | 0.007927 | 0.003455 | x^(1/3) | ShapiroWilk |
| **Barium (mg/L)** | **GWC-34** | **Yes** | **0.031** | **NP** | **38** | **0.01241** | **0.003424** | **ln(x)** | **ShapiroWilk** |
| **Barium (mg/L)** | **GWC-35** | **Yes** | **0.033,0.046,0.063,0.065,0.064** | **NP** | **38** | **0.0251** | **0.0126** | **ln(x)** | **ShapiroWilk** |
| Beryllium (mg/L) | GWA-1 (bg) | n/a | n/a | NP | 38 | 0.00089 | 0.000288 | unknown | ShapiroWilk |
| Beryllium (mg/L) | GWA-2 (bg) | n/a | n/a | NP | 38 | 0.0009332 | 0.0002319 | unknown | ShapiroWilk |
| Beryllium (mg/L) | GWA-3 (bg) | n/a | n/a | NP | 22 | 0.0009682 | 0.0001492 | unknown | ShapiroWilk |
| Beryllium (mg/L) | GWA-4 (bg) | No | n/a | NP | 38 | 0.001 | 0 | normal | ShapiroWilk |
| Beryllium (mg/L) | GWA-28 (bg) | No | n/a | NP | 38 | 0.0009629 | 0.0009327 | ln(x) | ShapiroWilk |
| Beryllium (mg/L) | GWA-29 (bg) | No | n/a | NP | 37 | 0.001949 | 0.0004505 | x^3 | ShapiroWilk |
| Beryllium (mg/L) | GWC-5 | n/a | n/a | NP | 38 | 0.002438 | 0.0003812 | unknown | ShapiroWilk |
| Beryllium (mg/L) | GWC-6 | n/a | n/a | NP | 38 | 0.0009757 | 0.0001496 | unknown | ShapiroWilk |
| Beryllium (mg/L) | GWC-7 | No | n/a | NP | 38 | 0.001 | 0 | normal | ShapiroWilk |
| Beryllium (mg/L) | GWC-8 | n/a | n/a | NP | 38 | 0.0009649 | 0.0001638 | unknown | ShapiroWilk |
| Beryllium (mg/L) | GWC-9 | No | n/a | NP | 38 | 0.0007821 | 0.0003538 | x^(1/3) | ShapiroWilk |
| Beryllium (mg/L) | GWC-10 | n/a | n/a | NP | 27 | 0.0009722 | 0.0001443 | unknown | ShapiroWilk |
| Beryllium (mg/L) | GWC-11 | n/a | n/a | NP | 38 | 0.0009219 | 0.0002355 | unknown | ShapiroWilk |
| Beryllium (mg/L) | GWC-12 | n/a | n/a | NP | 38 | 0.002342 | 0.0005547 | unknown | ShapiroWilk |
| Beryllium (mg/L) | GWC-13 | n/a | n/a | NP | 38 | 0.002459 | 0.0002514 | unknown | ShapiroWilk |
| Beryllium (mg/L) | GWC-14 | No | n/a | NP | 38 | 0.001314 | 0.001038 | ln(x) | ShapiroWilk |
| Beryllium (mg/L) | GWC-15 | n/a | n/a | NP | 38 | 0.0024 | 0.0004398 | unknown | ShapiroWilk |
| Beryllium (mg/L) | GWC-16 | n/a | n/a | NP | 38 | 0.0009556 | 0.000192 | unknown | ShapiroWilk |
| Beryllium (mg/L) | GWC-17 | n/a | n/a | NP | 38 | 0.0009784 | 0.000133 | unknown | ShapiroWilk |
| Beryllium (mg/L) | GWC-18 | n/a | n/a | NP | 38 | 0.0009787 | 0.0001314 | unknown | ShapiroWilk |
| Beryllium (mg/L) | GWC-19 | n/a | n/a | NP | 38 | 0.0009203 | 0.0002395 | unknown | ShapiroWilk |
| Beryllium (mg/L) | GWC-20 | n/a | n/a | NP | 38 | 0.0009845 | 0.00009571 | unknown | ShapiroWilk |
| Beryllium (mg/L) | GWC-21 | n/a | n/a | NP | 38 | 0.0009547 | 0.0001952 | unknown | ShapiroWilk |
| Beryllium (mg/L) | GWC-22 | n/a | n/a | NP | 38 | 0.0009408 | 0.0002067 | unknown | ShapiroWilk |
| Beryllium (mg/L) | GWC-23 | n/a | n/a | NP | 38 | 0.0009632 | 0.0001665 | unknown | ShapiroWilk |
| Beryllium (mg/L) | GWC-24 | n/a | n/a | NP | 29 | 0.0008243 | 0.000351 | unknown | ShapiroWilk |
| Beryllium (mg/L) | GWC-25 | n/a | n/a | NP | 37 | 0.0009529 | 0.0002003 | unknown | ShapiroWilk |
| Beryllium (mg/L) | GWC-26 | n/a | n/a | NP | 38 | 0.0009545 | 0.000196 | unknown | ShapiroWilk |
| Beryllium (mg/L) | GWC-27 | No | n/a | NP | 38 | 0.003368 | 0.001934 | normal | ShapiroWilk |
| Beryllium (mg/L) | GWC-30 | n/a | n/a | NP | 38 | 0.0009761 | 0.0001476 | unknown | ShapiroWilk |
| Beryllium (mg/L) | GWC-31 | No | n/a | NP | 33 | 0.001142 | 0.0009091 | ln(x) | ShapiroWilk |

# Tukey's Outlier Test - All Results

Plant Wansley Client: Southern Company Data: Wansley Landfill Printed 3/25/2026, 1:30 PM

| Constituent | Well | Outlier | Value(s) | Method | N | Mean | Std. Dev. | Distribution | Normality Test |
|---|---|---|---|---|---|---|---|---|---|
| Beryllium (mg/L) | GWC-32 | No | n/a | NP | 39 | 0.001273 | 0.0003532 | x^2 | ShapiroWilk |
| Beryllium (mg/L) | GWC-33 | No | n/a | NP | 37 | 0.0007022 | 0.0003032 | x^(1/3) | ShapiroWilk |
| Beryllium (mg/L) | GWC-34 | n/a | n/a | NP | 38 | 0.0009108 | 0.0002655 | unknown | ShapiroWilk |
| Beryllium (mg/L) | GWC-35 | n/a | n/a | NP | 38 | 0.0009113 | 0.0002631 | unknown | ShapiroWilk |
| Cadmium (mg/L) | GWA-1 (bg) | n/a | n/a | NP | 38 | 0.0006787 | 0.0001033 | unknown | ShapiroWilk |
| Cadmium (mg/L) | GWA-2 (bg) | No | n/a | NP | 38 | 0.0007 | 0 | normal | ShapiroWilk |
| Cadmium (mg/L) | GWA-3 (bg) | No | n/a | NP | 22 | 0.0005274 | 0.0002521 | normal | ShapiroWilk |
| Cadmium (mg/L) | GWA-4 (bg) | No | n/a | NP | 38 | 0.0007 | 0 | normal | ShapiroWilk |
| Cadmium (mg/L) | GWA-28 (bg) | n/a | n/a | NP | 38 | 0.0006837 | 0.0001006 | unknown | ShapiroWilk |
| Cadmium (mg/L) | GWA-29 (bg) | n/a | n/a | NP | 37 | 0.0006675 | 0.000138 | unknown | ShapiroWilk |
| Cadmium (mg/L) | GWC-5 | n/a | n/a | NP | 38 | 0.0006842 | 0.00009733 | unknown | ShapiroWilk |
| Cadmium (mg/L) | GWC-6 | No | n/a | NP | 38 | 0.0007 | 0 | normal | ShapiroWilk |
| Cadmium (mg/L) | GWC-7 | n/a | n/a | NP | 38 | 0.0006838 | 0.00009977 | unknown | ShapiroWilk |
| Cadmium (mg/L) | GWC-8 | n/a | n/a | NP | 38 | 0.00069 | 0.00006164 | unknown | ShapiroWilk |
| Cadmium (mg/L) | GWC-9 | n/a | n/a | NP | 38 | 0.002325 | 0.0006075 | unknown | ShapiroWilk |
| Cadmium (mg/L) | GWC-10 | n/a | n/a | NP | 27 | 0.000677 | 0.0001193 | unknown | ShapiroWilk |
| Cadmium (mg/L) | GWC-11 | n/a | n/a | NP | 38 | 0.0007482 | 0.0002745 | unknown | ShapiroWilk |
| Cadmium (mg/L) | GWC-12 | No | n/a | NP | 38 | 0.0007 | 0 | normal | ShapiroWilk |
| Cadmium (mg/L) | GWC-13 | n/a | n/a | NP | 38 | 0.0006726 | 0.0001191 | unknown | ShapiroWilk |
| Cadmium (mg/L) | GWC-14 | No | n/a | NP | 38 | 0.001537 | 0.001089 | ln(x) | ShapiroWilk |
| Cadmium (mg/L) | GWC-15 | No | n/a | NP | 38 | 0.0007 | 0 | normal | ShapiroWilk |
| Cadmium (mg/L) | GWC-16 | No | n/a | NP | 38 | 0.0007 | 0 | normal | ShapiroWilk |
| Cadmium (mg/L) | GWC-17 | n/a | n/a | NP | 38 | 0.0006884 | 0.00007138 | unknown | ShapiroWilk |
| Cadmium (mg/L) | GWC-18 | No | n/a | NP | 38 | 0.0007 | 0 | normal | ShapiroWilk |
| Cadmium (mg/L) | GWC-19 | n/a | n/a | NP | 38 | 0.0007071 | 0.0000438 | unknown | ShapiroWilk |
| Cadmium (mg/L) | GWC-20 | No | n/a | NP | 38 | 0.0007 | 0 | normal | ShapiroWilk |
| Cadmium (mg/L) | GWC-21 | n/a | n/a | NP | 38 | 0.0006005 | 0.0002147 | unknown | ShapiroWilk |
| Cadmium (mg/L) | GWC-22 | n/a | n/a | NP | 38 | 0.00066 | 0.0001277 | unknown | ShapiroWilk |
| Cadmium (mg/L) | GWC-23 | No | n/a | NP | 38 | 0.0007 | 0 | normal | ShapiroWilk |
| Cadmium (mg/L) | GWC-24 | n/a | n/a | NP | 29 | 0.000707 | 0.0003091 | unknown | ShapiroWilk |
| Cadmium (mg/L) | GWC-25 | n/a | n/a | NP | 37 | 0.0006865 | 0.0000822 | unknown | ShapiroWilk |
| Cadmium (mg/L) | GWC-26 | No | n/a | NP | 38 | 0.0007 | 0 | normal | ShapiroWilk |
| Cadmium (mg/L) | GWC-27 | No | n/a | NP | 38 | 0.0007 | 0 | normal | ShapiroWilk |
| Cadmium (mg/L) | GWC-30 | n/a | n/a | NP | 38 | 0.0006841 | 0.00009814 | unknown | ShapiroWilk |
| Cadmium (mg/L) | GWC-31 | n/a | n/a | NP | 33 | 0.0006629 | 0.0001484 | unknown | ShapiroWilk |
| Cadmium (mg/L) | GWC-32 | No | n/a | NP | 38 | 0.0007 | 0 | normal | ShapiroWilk |
| Cadmium (mg/L) | GWC-33 | No | n/a | NP | 37 | 0.0007 | 0 | normal | ShapiroWilk |
| Cadmium (mg/L) | GWC-34 | n/a | n/a | NP | 38 | 0.0006579 | 0.0001459 | unknown | ShapiroWilk |
| Cadmium (mg/L) | GWC-35 | No | n/a | NP | 38 | 0.0007 | 0 | normal | ShapiroWilk |
| Chromium (mg/L) | GWA-1 (bg) | n/a | n/a | NP | 38 | 0.0047 | 0.0009698 | unknown | ShapiroWilk |
| Chromium (mg/L) | GWA-2 (bg) | n/a | n/a | NP | 38 | 0.004571 | 0.001125 | unknown | ShapiroWilk |
| Chromium (mg/L) | GWA-3 (bg) | n/a | n/a | NP | 22 | 0.004418 | 0.001285 | unknown | ShapiroWilk |
| Chromium (mg/L) | GWA-4 (bg) | n/a | n/a | NP | 38 | 0.004639 | 0.001072 | unknown | ShapiroWilk |
| Chromium (mg/L) | GWA-28 (bg) | n/a | n/a | NP | 38 | 0.004684 | 0.00117 | unknown | ShapiroWilk |
| Chromium (mg/L) | GWA-29 (bg) | n/a | n/a | NP | 37 | 0.005069 | 0.002924 | unknown | ShapiroWilk |
| Chromium (mg/L) | GWC-5 | No | n/a | NP | 38 | 0.004384 | 0.003641 | ln(x) | ShapiroWilk |
| Chromium (mg/L) | GWC-6 | n/a | n/a | NP | 38 | 0.004768 | 0.0008024 | unknown | ShapiroWilk |
| Chromium (mg/L) | GWC-7 | n/a | n/a | NP | 38 | 0.004739 | 0.0009081 | unknown | ShapiroWilk |
| Chromium (mg/L) | GWC-8 | n/a | n/a | NP | 38 | 0.004692 | 0.0009248 | unknown | ShapiroWilk |
| Chromium (mg/L) | GWC-9 | No | n/a | NP | 38 | 0.003282 | 0.001678 | ln(x) | ShapiroWilk |
| Chromium (mg/L) | GWC-10 | n/a | n/a | NP | 27 | 0.004585 | 0.001027 | unknown | ShapiroWilk |
| Chromium (mg/L) | GWC-11 | No | n/a | NP | 38 | 0.002177 | 0.0006486 | ln(x) | ShapiroWilk |
| Chromium (mg/L) | GWC-12 | n/a | n/a | NP | 38 | 0.004676 | 0.0009694 | unknown | ShapiroWilk |
| Chromium (mg/L) | GWC-13 | n/a | n/a | NP | 38 | 0.004687 | 0.0009401 | unknown | ShapiroWilk |
| Chromium (mg/L) | GWC-14 | n/a | n/a | NP | 38 | 0.004753 | 0.0008645 | unknown | ShapiroWilk |
| Chromium (mg/L) | GWC-15 | n/a | n/a | NP | 38 | 0.004829 | 0.0007429 | unknown | ShapiroWilk |
| **Chromium (mg/L)** | **GWC-16** | **Yes** | **0.0045,0.0043,0.0013** | **NP** | **38** | **0.002484** | **0.0005844** | **ln(x)** | **ShapiroWilk** |
| Chromium (mg/L) | GWC-17 | n/a | n/a | NP | 38 | 0.004789 | 0.00082 | unknown | ShapiroWilk |
| Chromium (mg/L) | GWC-18 | n/a | n/a | NP | 38 | 0.004637 | 0.00108 | unknown | ShapiroWilk |
| Chromium (mg/L) | GWC-19 | n/a | n/a | NP | 38 | 0.004766 | 0.0008208 | unknown | ShapiroWilk |
| Chromium (mg/L) | GWC-20 | n/a | n/a | NP | 38 | 0.004497 | 0.001196 | unknown | ShapiroWilk |
| Chromium (mg/L) | GWC-21 | n/a | n/a | NP | 38 | 0.004655 | 0.001028 | unknown | ShapiroWilk |
| Chromium (mg/L) | GWC-22 | No | n/a | NP | 38 | 0.003721 | 0.001646 | ln(x) | ShapiroWilk |
| Chromium (mg/L) | GWC-23 | n/a | n/a | NP | 38 | 0.00432 | 0.001354 | unknown | ShapiroWilk |
| Chromium (mg/L) | GWC-24 | n/a | n/a | NP | 29 | 0.004597 | 0.001051 | unknown | ShapiroWilk |
| **Chromium (mg/L)** | **GWC-25** | **Yes** | **0.0015,0.0065,0.0025,0.0017,0.002,0.015,0.0026,0.** | **NP** | **37** | **0.004705** | **0.00212** | **ln(x)** | **ShapiroWilk** |
| Chromium (mg/L) | GWC-26 | n/a | n/a | NP | 38 | 0.004734 | 0.0008168 | unknown | ShapiroWilk |
| Chromium (mg/L) | GWC-27 | n/a | n/a | NP | 38 | 0.004671 | 0.0009822 | unknown | ShapiroWilk |

# Tukey's Outlier Test - All Results

Plant Wansley Client: Southern Company Data: Wansley Landfill Printed 3/25/2026, 1:30 PM

| Constituent | Well | Outlier | Value(s) | Method | N | Mean | Std. Dev. | Distribution | Normality Test |
|---|---|---|---|---|---|---|---|---|---|
| Chromium (mg/L) | GWC-30 | n/a | n/a | NP | 38 | 0.004574 | 0.001123 | unknown | ShapiroWilk |
| Chromium (mg/L) | GWC-31 | No | n/a | NP | 33 | 0.003774 | 0.002199 | ln(x) | ShapiroWilk |
| Chromium (mg/L) | GWC-32 | n/a | n/a | NP | 38 | 0.004697 | 0.0009258 | unknown | ShapiroWilk |
| Chromium (mg/L) | GWC-33 | No | n/a | NP | 37 | 0.004003 | 0.001458 | sqrt(x) | ShapiroWilk |
| Chromium (mg/L) | GWC-34 | n/a | n/a | NP | 38 | 0.004773 | 0.0008449 | unknown | ShapiroWilk |
| Chromium (mg/L) | GWC-35 | n/a | n/a | NP | 38 | 0.004766 | 0.0008254 | unknown | ShapiroWilk |
| Cobalt (mg/L) | GWA-1 (bg) | No | n/a | NP | 38 | 0.001781 | 0.001019 | ln(x) | ShapiroWilk |
| Cobalt (mg/L) | GWA-2 (bg) | No | n/a | NP | 38 | 0.003548 | 0.002172 | ln(x) | ShapiroWilk |
| Cobalt (mg/L) | GWA-3 (bg) | No | n/a | NP | 22 | 0.001352 | 0.001047 | ln(x) | ShapiroWilk |
| Cobalt (mg/L) | GWA-4 (bg) | No | n/a | NP | 38 | 0.005133 | 0.002899 | x^(1/3) | ShapiroWilk |
| Cobalt (mg/L) | GWA-28 (bg) | No | n/a | NP | 38 | 0.005 | 0 | normal | ShapiroWilk |
| Cobalt (mg/L) | GWA-29 (bg) | n/a | n/a | NP | 37 | 0.004735 | 0.001122 | unknown | ShapiroWilk |
| Cobalt (mg/L) | GWC-5 | No | n/a | NP | 38 | 0.01183 | 0.01144 | ln(x) | ShapiroWilk |
| Cobalt (mg/L) | GWC-6 | No | n/a | NP | 38 | 0.0139 | 0.005466 | ln(x) | ShapiroWilk |
| Cobalt (mg/L) | GWC-7 | No | n/a | NP | 38 | 0.005288 | 0.007243 | ln(x) | ShapiroWilk |
| Cobalt (mg/L) | GWC-8 | No | n/a | NP | 38 | 0.03327 | 0.03458 | x^(1/3) | ShapiroWilk |
| Cobalt (mg/L) | GWC-9 | No | n/a | NP | 38 | 0.06083 | 0.05089 | x^(1/3) | ShapiroWilk |
| Cobalt (mg/L) | GWC-10 | No | n/a | NP | 27 | 0.004879 | 0.002655 | ln(x) | ShapiroWilk |
| Cobalt (mg/L) | GWC-11 | No | n/a | NP | 38 | 0.005781 | 0.004042 | x^(1/3) | ShapiroWilk |
| Cobalt (mg/L) | GWC-12 | No | n/a | NP | 38 | 0.003728 | 0.002001 | ln(x) | ShapiroWilk |
| Cobalt (mg/L) | GWC-13 | No | n/a | NP | 38 | 0.005 | 0 | normal | ShapiroWilk |
| Cobalt (mg/L) | GWC-14 | No | n/a | NP | 39 | 0.133 | 0.13 | x^(1/3) | ShapiroWilk |
| Cobalt (mg/L) | GWC-15 | No | n/a | NP | 38 | 0.00366 | 0.002023 | ln(x) | ShapiroWilk |
| Cobalt (mg/L) | GWC-16 | n/a | n/a | NP | 38 | 0.004827 | 0.0008297 | unknown | ShapiroWilk |
| Cobalt (mg/L) | GWC-17 | n/a | n/a | NP | 38 | 0.004877 | 0.000756 | unknown | ShapiroWilk |
| Cobalt (mg/L) | GWC-18 | No | n/a | NP | 38 | 0.005 | 0 | normal | ShapiroWilk |
| Cobalt (mg/L) | GWC-19 | No | n/a | NP | 38 | 0.001754 | 0.001862 | ln(x) | ShapiroWilk |
| Cobalt (mg/L) | GWC-20 | n/a | n/a | NP | 38 | 0.004062 | 0.001846 | unknown | ShapiroWilk |
| Cobalt (mg/L) | GWC-21 | No | n/a | NP | 38 | 0.002508 | 0.001234 | normal | ShapiroWilk |
| Cobalt (mg/L) | GWC-22 | n/a | n/a | NP | 38 | 0.004747 | 0.001086 | unknown | ShapiroWilk |
| Cobalt (mg/L) | GWC-23 | No | n/a | NP | 38 | 0.003614 | 0.001979 | sqrt(x) | ShapiroWilk |
| Cobalt (mg/L) | GWC-24 | No | n/a | NP | 29 | 0.002016 | 0.001389 | ln(x) | ShapiroWilk |
| Cobalt (mg/L) | GWC-25 | No | n/a | NP | 37 | 0.0109 | 0.01185 | ln(x) | ShapiroWilk |
| Cobalt (mg/L) | GWC-26 | n/a | n/a | NP | 38 | 0.004168 | 0.001791 | unknown | ShapiroWilk |
| Cobalt (mg/L) | GWC-27 | No | n/a | NP | 38 | 0.002096 | 0.0008769 | ln(x) | ShapiroWilk |
| Cobalt (mg/L) | GWC-30 | No | n/a | NP | 38 | 0.005 | 0 | normal | ShapiroWilk |
| Cobalt (mg/L) | GWC-31 | n/a | n/a | NP | 33 | 0.00432 | 0.001647 | unknown | ShapiroWilk |
| Cobalt (mg/L) | GWC-32 | No | n/a | NP | 38 | 0.003638 | 0.002043 | ln(x) | ShapiroWilk |
| Cobalt (mg/L) | GWC-33 | No | n/a | NP | 37 | 0.003859 | 0.003052 | sqrt(x) | ShapiroWilk |
| Cobalt (mg/L) | GWC-34 | n/a | n/a | NP | 38 | 0.00533 | 0.003766 | unknown | ShapiroWilk |
| Cobalt (mg/L) | GWC-35 | No | n/a | NP | 38 | 0.001419 | 0.001024 | ln(x) | ShapiroWilk |
| Copper (mg/L) | GWA-1 (bg) | No | n/a | NP | 32 | 0.002 | 0 | normal | ShapiroWilk |
| Copper (mg/L) | GWA-2 (bg) | n/a | n/a | NP | 32 | 0.001809 | 0.0003717 | unknown | ShapiroWilk |
| Copper (mg/L) | GWA-3 (bg) | No | n/a | NP | 19 | 0.002263 | 0.0006576 | ln(x) | ShapiroWilk |
| Copper (mg/L) | GWA-4 (bg) | No | n/a | NP | 32 | 0.002 | 0 | normal | ShapiroWilk |
| Copper (mg/L) | GWA-28 (bg) | n/a | n/a | NP | 32 | 0.001975 | 0.0001414 | unknown | ShapiroWilk |
| Copper (mg/L) | GWA-29 (bg) | No | n/a | NP | 32 | 0.007081 | 0.003667 | ln(x) | ShapiroWilk |
| Copper (mg/L) | GWC-5 | n/a | n/a | NP | 32 | 0.001843 | 0.0003782 | unknown | ShapiroWilk |
| Copper (mg/L) | GWC-6 | n/a | n/a | NP | 32 | 0.002006 | 0.0002552 | unknown | ShapiroWilk |
| Copper (mg/L) | GWC-7 | No | n/a | NP | 32 | 0.002 | 0 | normal | ShapiroWilk |
| **Copper (mg/L)** | **GWC-8** | **Yes** | **0.0051** | **NP** | **32** | **0.001993** | **0.0008414** | **x^(1/3)** | **ShapiroWilk** |
| Copper (mg/L) | GWC-9 | n/a | n/a | NP | 32 | 0.002093 | 0.0008743 | unknown | ShapiroWilk |
| Copper (mg/L) | GWC-10 | n/a | n/a | NP | 21 | 0.002269 | 0.001512 | unknown | ShapiroWilk |
| Copper (mg/L) | GWC-11 | n/a | n/a | NP | 32 | 0.001963 | 0.0003679 | unknown | ShapiroWilk |
| Copper (mg/L) | GWC-12 | n/a | n/a | NP | 32 | 0.001968 | 0.0001838 | unknown | ShapiroWilk |
| Copper (mg/L) | GWC-13 | n/a | n/a | NP | 32 | 0.001961 | 0.0002416 | unknown | ShapiroWilk |
| Copper (mg/L) | GWC-14 | n/a | n/a | NP | 32 | 0.002046 | 0.0009224 | unknown | ShapiroWilk |
| Copper (mg/L) | GWC-15 | n/a | n/a | NP | 32 | 0.002031 | 0.0001768 | unknown | ShapiroWilk |
| Copper (mg/L) | GWC-16 | n/a | n/a | NP | 32 | 0.001958 | 0.0002386 | unknown | ShapiroWilk |
| Copper (mg/L) | GWC-17 | n/a | n/a | NP | 32 | 0.001921 | 0.0003117 | unknown | ShapiroWilk |
| Copper (mg/L) | GWC-18 | No | n/a | NP | 32 | 0.002 | 0 | normal | ShapiroWilk |
| Copper (mg/L) | GWC-19 | n/a | n/a | NP | 32 | 0.001967 | 0.0001874 | unknown | ShapiroWilk |
| Copper (mg/L) | GWC-20 | n/a | n/a | NP | 32 | 0.002067 | 0.0006562 | unknown | ShapiroWilk |
| Copper (mg/L) | GWC-21 | n/a | n/a | NP | 32 | 0.001975 | 0.0001414 | unknown | ShapiroWilk |
| Copper (mg/L) | GWC-22 | n/a | n/a | NP | 32 | 0.001981 | 0.0001925 | unknown | ShapiroWilk |
| Copper (mg/L) | GWC-23 | n/a | n/a | NP | 32 | 0.001848 | 0.000381 | unknown | ShapiroWilk |
| Copper (mg/L) | GWC-24 | No | n/a | NP | 23 | 0.001807 | 0.0005084 | x^2 | ShapiroWilk |
| **Copper (mg/L)** | **GWC-25** | **Yes** | **0.0072** | **NP** | **32** | **0.002338** | **0.001008** | **ln(x)** | **ShapiroWilk** |

# Tukey's Outlier Test - All Results

Plant Wansley Client: Southern Company Data: Wansley Landfill Printed 3/25/2026, 1:30 PM

| Constituent | Well | Outlier | Value(s) | Method | N | Mean | Std. Dev. | Distribution | Normality Test |
|---|---|---|---|---|---|---|---|---|---|
| Copper (mg/L) | GWC-26 | n/a | n/a | NP | 32 | 0.001928 | 0.0003533 | unknown | ShapiroWilk |
| Copper (mg/L) | GWC-27 | n/a | n/a | NP | 32 | 0.001986 | 0.000434 | unknown | ShapiroWilk |
| Copper (mg/L) | GWC-30 | No | n/a | NP | 32 | 0.002 | 0 | normal | ShapiroWilk |
| Copper (mg/L) | GWC-31 | No | n/a | NP | 29 | 0.002629 | 0.001398 | ln(x) | ShapiroWilk |
| Copper (mg/L) | GWC-32 | No | n/a | NP | 32 | 0.002 | 0 | normal | ShapiroWilk |
| Copper (mg/L) | GWC-33 | n/a | n/a | NP | 31 | 0.001935 | 0.0002565 | unknown | ShapiroWilk |
| Copper (mg/L) | GWC-34 | n/a | n/a | NP | 32 | 0.001988 | 0.0001362 | unknown | ShapiroWilk |
| Copper (mg/L) | GWC-35 | n/a | n/a | NP | 32 | 0.001845 | 0.0003926 | unknown | ShapiroWilk |
| Lead (mg/L) | GWA-1 (bg) | n/a | n/a | NP | 38 | 0.0009792 | 0.0001282 | unknown | ShapiroWilk |
| Lead (mg/L) | GWA-2 (bg) | n/a | n/a | NP | 38 | 0.0009616 | 0.000192 | unknown | ShapiroWilk |
| Lead (mg/L) | GWA-3 (bg) | n/a | n/a | NP | 22 | 0.0009282 | 0.0003847 | unknown | ShapiroWilk |
| Lead (mg/L) | GWA-4 (bg) | n/a | n/a | NP | 38 | 0.0009818 | 0.0001119 | unknown | ShapiroWilk |
| Lead (mg/L) | GWA-28 (bg) | n/a | n/a | NP | 38 | 0.00098 | 0.0001233 | unknown | ShapiroWilk |
| Lead (mg/L) | GWA-29 (bg) | n/a | n/a | NP | 37 | 0.0008716 | 0.000297 | unknown | ShapiroWilk |
| Lead (mg/L) | GWC-5 | n/a | n/a | NP | 38 | 0.0009774 | 0.0001395 | unknown | ShapiroWilk |
| Lead (mg/L) | GWC-6 | No | n/a | NP | 38 | 0.001 | 0 | normal | ShapiroWilk |
| Lead (mg/L) | GWC-7 | n/a | n/a | NP | 38 | 0.0009832 | 0.0001038 | unknown | ShapiroWilk |
| Lead (mg/L) | GWC-8 | n/a | n/a | NP | 38 | 0.0009461 | 0.000187 | unknown | ShapiroWilk |
| Lead (mg/L) | GWC-9 | n/a | n/a | NP | 38 | 0.0009803 | 0.0001217 | unknown | ShapiroWilk |
| Lead (mg/L) | GWC-10 | n/a | n/a | NP | 28 | 0.0009304 | 0.0004023 | unknown | ShapiroWilk |
| Lead (mg/L) | GWC-11 | n/a | n/a | NP | 39 | 0.0009792 | 0.0002707 | unknown | ShapiroWilk |
| Lead (mg/L) | GWC-12 | n/a | n/a | NP | 38 | 0.0009789 | 0.0001298 | unknown | ShapiroWilk |
| Lead (mg/L) | GWC-13 | n/a | n/a | NP | 38 | 0.0009834 | 0.0001022 | unknown | ShapiroWilk |
| Lead (mg/L) | GWC-14 | No | n/a | NP | 38 | 0.001 | 0 | normal | ShapiroWilk |
| Lead (mg/L) | GWC-15 | n/a | n/a | NP | 38 | 0.0009576 | 0.0001826 | unknown | ShapiroWilk |
| Lead (mg/L) | GWC-16 | n/a | n/a | NP | 38 | 0.0009803 | 0.0001217 | unknown | ShapiroWilk |
| Lead (mg/L) | GWC-17 | n/a | n/a | NP | 38 | 0.0009782 | 0.0001191 | unknown | ShapiroWilk |
| Lead (mg/L) | GWC-18 | n/a | n/a | NP | 38 | 0.001 | 0.0003217 | unknown | ShapiroWilk |
| Lead (mg/L) | GWC-19 | n/a | n/a | NP | 38 | 0.0009437 | 0.0003107 | unknown | ShapiroWilk |
| Lead (mg/L) | GWC-20 | n/a | n/a | NP | 38 | 0.0009547 | 0.0001946 | unknown | ShapiroWilk |
| Lead (mg/L) | GWC-21 | n/a | n/a | NP | 38 | 0.0009353 | 0.0002241 | unknown | ShapiroWilk |
| Lead (mg/L) | GWC-22 | n/a | n/a | NP | 38 | 0.0009716 | 0.0001316 | unknown | ShapiroWilk |
| Lead (mg/L) | GWC-23 | n/a | n/a | NP | 38 | 0.0009053 | 0.0002474 | unknown | ShapiroWilk |
| Lead (mg/L) | GWC-24 | No | n/a | NP | 29 | 0.0008266 | 0.0003686 | x^2 | ShapiroWilk |
| Lead (mg/L) | GWC-25 | n/a | n/a | NP | 37 | 0.000903 | 0.0003553 | unknown | ShapiroWilk |
| Lead (mg/L) | GWC-26 | n/a | n/a | NP | 38 | 0.0009665 | 0.0002192 | unknown | ShapiroWilk |
| Lead (mg/L) | GWC-27 | n/a | n/a | NP | 38 | 0.000896 | 0.000272 | unknown | ShapiroWilk |
| Lead (mg/L) | GWC-30 | n/a | n/a | NP | 38 | 0.0009779 | 0.0001363 | unknown | ShapiroWilk |
| Lead (mg/L) | GWC-31 | No | n/a | NP | 33 | 0.0007812 | 0.0003399 | normal | ShapiroWilk |
| Lead (mg/L) | GWC-32 | No | n/a | NP | 38 | 0.001 | 0 | normal | ShapiroWilk |
| Lead (mg/L) | GWC-33 | n/a | n/a | NP | 37 | 0.0009189 | 0.0002369 | unknown | ShapiroWilk |
| Lead (mg/L) | GWC-34 | n/a | n/a | NP | 38 | 0.00096 | 0.000172 | unknown | ShapiroWilk |
| Lead (mg/L) | GWC-35 | No | n/a | NP | 38 | 0.001 | 0 | normal | ShapiroWilk |
| Mercury (mg/L) | GWA-1 (bg) | n/a | n/a | NP | 38 | 0.000196 | 0.00001838 | unknown | ShapiroWilk |
| Mercury (mg/L) | GWA-2 (bg) | n/a | n/a | NP | 38 | 0.0001966 | 0.00001512 | unknown | ShapiroWilk |
| Mercury (mg/L) | GWA-3 (bg) | n/a | n/a | NP | 22 | 0.0001959 | 0.00001919 | unknown | ShapiroWilk |
| Mercury (mg/L) | GWA-4 (bg) | n/a | n/a | NP | 38 | 0.000196 | 0.00001928 | unknown | ShapiroWilk |
| Mercury (mg/L) | GWA-28 (bg) | n/a | n/a | NP | 38 | 0.000196 | 0.00001897 | unknown | ShapiroWilk |
| Mercury (mg/L) | GWA-29 (bg) | n/a | n/a | NP | 37 | 0.0001986 | 0.00001004 | unknown | ShapiroWilk |
| Mercury (mg/L) | GWC-5 | n/a | n/a | NP | 38 | 0.0001967 | 0.00002012 | unknown | ShapiroWilk |
| Mercury (mg/L) | GWC-6 | n/a | n/a | NP | 38 | 0.0001938 | 0.00002678 | unknown | ShapiroWilk |
| Mercury (mg/L) | GWC-7 | n/a | n/a | NP | 38 | 0.0001971 | 0.00001817 | unknown | ShapiroWilk |
| Mercury (mg/L) | GWC-8 | n/a | n/a | NP | 39 | 0.0001986 | 0.00004133 | unknown | ShapiroWilk |
| Mercury (mg/L) | GWC-9 | n/a | n/a | NP | 38 | 0.0001933 | 0.00002399 | unknown | ShapiroWilk |
| Mercury (mg/L) | GWC-10 | n/a | n/a | NP | 27 | 0.0001927 | 0.00002625 | unknown | ShapiroWilk |
| Mercury (mg/L) | GWC-11 | n/a | n/a | NP | 38 | 0.0001939 | 0.00002652 | unknown | ShapiroWilk |
| Mercury (mg/L) | GWC-12 | n/a | n/a | NP | 38 | 0.0001982 | 0.00001136 | unknown | ShapiroWilk |
| Mercury (mg/L) | GWC-13 | n/a | n/a | NP | 38 | 0.0001952 | 0.00002101 | unknown | ShapiroWilk |
| Mercury (mg/L) | GWC-14 | n/a | n/a | NP | 39 | 0.000186 | 0.0000407 | unknown | ShapiroWilk |
| Mercury (mg/L) | GWC-15 | n/a | n/a | NP | 38 | 0.0001961 | 0.00001701 | unknown | ShapiroWilk |
| Mercury (mg/L) | GWC-16 | n/a | n/a | NP | 38 | 0.0001958 | 0.00001955 | unknown | ShapiroWilk |
| Mercury (mg/L) | GWC-17 | n/a | n/a | NP | 38 | 0.0001973 | 0.00001671 | unknown | ShapiroWilk |
| Mercury (mg/L) | GWC-18 | n/a | n/a | NP | 38 | 0.0001952 | 0.00002075 | unknown | ShapiroWilk |
| Mercury (mg/L) | GWC-19 | n/a | n/a | NP | 38 | 0.0001958 | 0.00001825 | unknown | ShapiroWilk |
| Mercury (mg/L) | GWC-20 | n/a | n/a | NP | 38 | 0.0001946 | 0.00002325 | unknown | ShapiroWilk |
| Mercury (mg/L) | GWC-21 | n/a | n/a | NP | 38 | 0.0001894 | 0.00003228 | unknown | ShapiroWilk |
| Mercury (mg/L) | GWC-22 | n/a | n/a | NP | 38 | 0.0001961 | 0.00001701 | unknown | ShapiroWilk |
| Mercury (mg/L) | GWC-23 | n/a | n/a | NP | 38 | 0.000197 | 0.00001849 | unknown | ShapiroWilk |

# Tukey's Outlier Test - All Results

Plant Wansley Client: Southern Company Data: Wansley Landfill Printed 3/25/2026, 1:30 PM

| Constituent | Well | Outlier | Value(s) | Method | N | Mean | Std. Dev. | Distribution | Normality Test |
|---|---|---|---|---|---|---|---|---|---|
| Mercury (mg/L) | GWC-24 | n/a | n/a | NP | 29 | 0.0001962 | 0.00002043 | unknown | ShapiroWilk |
| Mercury (mg/L) | GWC-25 | n/a | n/a | NP | 37 | 0.0001972 | 0.00001677 | unknown | ShapiroWilk |
| Mercury (mg/L) | GWC-26 | n/a | n/a | NP | 38 | 0.0001963 | 0.00001601 | unknown | ShapiroWilk |
| Mercury (mg/L) | GWC-27 | n/a | n/a | NP | 38 | 0.0001958 | 0.00001571 | unknown | ShapiroWilk |
| Mercury (mg/L) | GWC-30 | n/a | n/a | NP | 38 | 0.0001946 | 0.00002105 | unknown | ShapiroWilk |
| Mercury (mg/L) | GWC-31 | n/a | n/a | NP | 33 | 0.0001958 | 0.00001855 | unknown | ShapiroWilk |
| Mercury (mg/L) | GWC-32 | n/a | n/a | NP | 38 | 0.0001967 | 0.0000206 | unknown | ShapiroWilk |
| Mercury (mg/L) | GWC-33 | n/a | n/a | NP | 37 | 0.0001978 | 0.00001315 | unknown | ShapiroWilk |
| Mercury (mg/L) | GWC-34 | n/a | n/a | NP | 38 | 0.0001917 | 0.00002934 | unknown | ShapiroWilk |
| Mercury (mg/L) | GWC-35 | n/a | n/a | NP | 38 | 0.0001973 | 0.00001687 | unknown | ShapiroWilk |
| Nickel (mg/L) | GWA-1 (bg) | No | n/a | NP | 32 | 0.001721 | 0.0008482 | ln(x) | ShapiroWilk |
| Nickel (mg/L) | GWA-2 (bg) | No | n/a | NP | 32 | 0.001607 | 0.0008196 | ln(x) | ShapiroWilk |
| Nickel (mg/L) | GWA-3 (bg) | No | n/a | NP | 19 | 0.002545 | 0.00118 | x^(1/3) | ShapiroWilk |
| Nickel (mg/L) | GWA-4 (bg) | No | n/a | NP | 32 | 0.002386 | 0.00141 | ln(x) | ShapiroWilk |
| Nickel (mg/L) | GWA-28 (bg) | n/a | n/a | NP | 32 | 0.00418 | 0.001737 | unknown | ShapiroWilk |
| Nickel (mg/L) | GWA-29 (bg) | No | n/a | NP | 32 | 0.002287 | 0.001384 | ln(x) | ShapiroWilk |
| Nickel (mg/L) | GWC-5 | No | n/a | NP | 32 | 0.00545 | 0.002326 | normal | ShapiroWilk |
| Nickel (mg/L) | GWC-6 | No | n/a | NP | 32 | 0.005214 | 0.001678 | normal | ShapiroWilk |
| Nickel (mg/L) | GWC-7 | No | n/a | NP | 32 | 0.009466 | 0.004556 | normal | ShapiroWilk |
| Nickel (mg/L) | GWC-8 | No | n/a | NP | 32 | 0.003178 | 0.001771 | ln(x) | ShapiroWilk |
| **Nickel (mg/L)** | **GWC-9** | **Yes** | **0.00125** | **NP** | **32** | **0.01694** | **0.01683** | **ln(x)** | **ShapiroWilk** |
| Nickel (mg/L) | GWC-10 | No | n/a | NP | 21 | 0.002287 | 0.001288 | ln(x) | ShapiroWilk |
| Nickel (mg/L) | GWC-11 | n/a | n/a | NP | 32 | 0.00445 | 0.001482 | unknown | ShapiroWilk |
| Nickel (mg/L) | GWC-12 | n/a | n/a | NP | 32 | 0.004602 | 0.00126 | unknown | ShapiroWilk |
| Nickel (mg/L) | GWC-13 | No | n/a | NP | 32 | 0.003738 | 0.002051 | ln(x) | ShapiroWilk |
| Nickel (mg/L) | GWC-14 | No | n/a | NP | 33 | 0.01226 | 0.007056 | x^2 | ShapiroWilk |
| Nickel (mg/L) | GWC-15 | n/a | n/a | NP | 32 | 0.004709 | 0.001146 | unknown | ShapiroWilk |
| Nickel (mg/L) | GWC-16 | n/a | n/a | NP | 32 | 0.004453 | 0.00147 | unknown | ShapiroWilk |
| Nickel (mg/L) | GWC-17 | n/a | n/a | NP | 32 | 0.004463 | 0.001445 | unknown | ShapiroWilk |
| Nickel (mg/L) | GWC-18 | n/a | n/a | NP | 32 | 0.0009669 | 0.0001646 | unknown | ShapiroWilk |
| Nickel (mg/L) | GWC-19 | n/a | n/a | NP | 32 | 0.0009472 | 0.0002277 | unknown | ShapiroWilk |
| Nickel (mg/L) | GWC-20 | n/a | n/a | NP | 32 | 0.004476 | 0.001411 | unknown | ShapiroWilk |
| Nickel (mg/L) | GWC-21 | No | n/a | NP | 32 | 0.00089 | 0.0001833 | x^2 | ShapiroWilk |
| Nickel (mg/L) | GWC-22 | n/a | n/a | NP | 32 | 0.0009531 | 0.0001601 | unknown | ShapiroWilk |
| Nickel (mg/L) | GWC-23 | n/a | n/a | NP | 32 | 0.004031 | 0.001862 | unknown | ShapiroWilk |
| Nickel (mg/L) | GWC-24 | No | n/a | NP | 23 | 0.00203 | 0.0007263 | ln(x) | ShapiroWilk |
| Nickel (mg/L) | GWC-25 | No | n/a | NP | 31 | 0.006535 | 0.005283 | ln(x) | ShapiroWilk |
| **Nickel (mg/L)** | **GWC-26** | **Yes** | **0.0031** | **NP** | **32** | **0.0009997** | **0.0004171** | **ln(x)** | **ShapiroWilk** |
| Nickel (mg/L) | GWC-27 | n/a | n/a | NP | 32 | 0.004572 | 0.001352 | unknown | ShapiroWilk |
| Nickel (mg/L) | GWC-30 | No | n/a | NP | 32 | 0.005 | 0 | normal | ShapiroWilk |
| Nickel (mg/L) | GWC-31 | No | n/a | NP | 28 | 0.002624 | 0.002726 | ln(x) | ShapiroWilk |
| **Nickel (mg/L)** | **GWC-32** | **Yes** | **0.00064,0.00059** | **NP** | **32** | **0.004004** | **0.001762** | **ln(x)** | **ShapiroWilk** |
| Nickel (mg/L) | GWC-33 | n/a | n/a | NP | 31 | 0.004112 | 0.001692 | unknown | ShapiroWilk |
| Nickel (mg/L) | GWC-34 | No | n/a | NP | 32 | 0.001872 | 0.002072 | ln(x) | ShapiroWilk |
| Nickel (mg/L) | GWC-35 | No | n/a | NP | 32 | 0.002209 | 0.001005 | ln(x) | ShapiroWilk |
| pH, Field (SU) | GWA-1 (bg) | No | n/a | NP | 29 | 5.396 | 0.1449 | sqrt(x) | ShapiroWilk |
| pH, Field (SU) | GWA-2 (bg) | No | n/a | NP | 29 | 5.632 | 0.1861 | x^6 | ShapiroWilk |
| pH, Field (SU) | GWA-3 (bg) | No | n/a | NP | 21 | 5.894 | 0.4801 | ln(x) | ShapiroWilk |
| pH, Field (SU) | GWA-4 (bg) | No | n/a | NP | 28 | 6.258 | 0.1346 | ln(x) | ShapiroWilk |
| pH, Field (SU) | GWA-28 (bg) | No | n/a | NP | 29 | 6.087 | 0.1754 | ln(x) | ShapiroWilk |
| pH, Field (SU) | GWA-29 (bg) | No | n/a | NP | 27 | 5.852 | 0.1454 | x^6 | ShapiroWilk |
| **pH, Field (SU)** | **GWC-5** | **Yes** | **7.05,6.98,6.94** | **NP** | **28** | **6.403** | **0.2302** | **ln(x)** | **ShapiroWilk** |
| **pH, Field (SU)** | **GWC-6** | **Yes** | **6.5** | **NP** | **28** | **5.956** | **0.1448** | **ln(x)** | **ShapiroWilk** |
| pH, Field (SU) | GWC-7 | No | n/a | NP | 28 | 6.388 | 0.1023 | x^6 | ShapiroWilk |
| pH, Field (SU) | GWC-8 | No | n/a | NP | 30 | 5.955 | 0.1585 | ln(x) | ShapiroWilk |
| pH, Field (SU) | GWC-9 | No | n/a | NP | 31 | 5.672 | 0.207 | x^4 | ShapiroWilk |
| pH, Field (SU) | GWC-10 | No | n/a | NP | 27 | 5.968 | 0.3853 | ln(x) | ShapiroWilk |
| pH, Field (SU) | GWC-11 | No | n/a | NP | 32 | 6.094 | 0.1664 | ln(x) | ShapiroWilk |
| pH, Field (SU) | GWC-12 | No | n/a | NP | 31 | 7.356 | 0.1642 | x^6 | ShapiroWilk |
| pH, Field (SU) | GWC-13 | No | n/a | NP | 30 | 6.768 | 0.226 | ln(x) | ShapiroWilk |
| pH, Field (SU) | GWC-14 | No | n/a | NP | 30 | 5.464 | 0.3343 | normal | ShapiroWilk |
| pH, Field (SU) | GWC-15 | No | n/a | NP | 31 | 6.608 | 0.2112 | ln(x) | ShapiroWilk |
| pH, Field (SU) | GWC-16 | No | n/a | NP | 28 | 6.095 | 0.1128 | x^3 | ShapiroWilk |
| pH, Field (SU) | GWC-17 | No | n/a | NP | 30 | 6.161 | 0.1147 | ln(x) | ShapiroWilk |
| pH, Field (SU) | GWC-18 | No | n/a | NP | 27 | 5.915 | 0.1063 | x^4 | ShapiroWilk |
| pH, Field (SU) | GWC-19 | No | n/a | NP | 29 | 5.859 | 0.1299 | ln(x) | ShapiroWilk |
| pH, Field (SU) | GWC-20 | No | n/a | NP | 28 | 6.316 | 0.2297 | ln(x) | ShapiroWilk |
| pH, Field (SU) | GWC-21 | No | n/a | NP | 28 | 5.544 | 0.176 | ln(x) | ShapiroWilk |

# Tukey's Outlier Test - All Results

Plant Wansley Client: Southern Company Data: Wansley Landfill Printed 3/25/2026, 1:30 PM

| Constituent | Well | Outlier | Value(s) | Method | N | Mean | Std. Dev. | Distribution | Normality Test |
|---|---|---|---|---|---|---|---|---|---|
| pH, Field (SU) | GWC-22 | No | n/a | NP | 29 | 6.602 | 0.1533 | ln(x) | ShapiroWilk |
| **pH, Field (SU)** | **GWC-23** | **Yes** | **4.87** | **NP** | **29** | **5.904** | **0.2608** | **x^6** | **ShapiroWilk** |
| **pH, Field (SU)** | **GWC-24** | **Yes** | **7.5** | **NP** | **27** | **5.513** | **0.5491** | **ln(x)** | **ShapiroWilk** |
| pH, Field (SU) | GWC-25 | No | n/a | NP | 31 | 6.137 | 0.3802 | normal | ShapiroWilk |
| **pH, Field (SU)** | **GWC-26** | **Yes** | **6.038,6** | **NP** | **28** | **5.674** | **0.1213** | **ln(x)** | **ShapiroWilk** |
| pH, Field (SU) | GWC-27 | No | n/a | NP | 29 | 5.542 | 0.1619 | ln(x) | ShapiroWilk |
| pH, Field (SU) | GWC-30 | No | n/a | NP | 29 | 6.117 | 0.2468 | ln(x) | ShapiroWilk |
| pH, Field (SU) | GWC-31 | No | n/a | NP | 30 | 6.11 | 0.1689 | ln(x) | ShapiroWilk |
| **pH, Field (SU)** | **GWC-32** | **Yes** | **7.553** | **NP** | **28** | **6.161** | **0.2907** | **ln(x)** | **ShapiroWilk** |
| pH, Field (SU) | GWC-33 | No | n/a | NP | 29 | 6.305 | 0.2454 | ln(x) | ShapiroWilk |
| **pH, Field (SU)** | **GWC-34** | **Yes** | **6.66** | **NP** | **29** | **5.923** | **0.2233** | **ln(x)** | **ShapiroWilk** |
| pH, Field (SU) | GWC-35 | No | n/a | NP | 30 | 5.57 | 0.1938 | ln(x) | ShapiroWilk |
| Selenium (mg/L) | GWA-1 (bg) | n/a | n/a | NP | 38 | 0.004883 | 0.0007235 | unknown | ShapiroWilk |
| Selenium (mg/L) | GWA-2 (bg) | No | n/a | NP | 38 | 0.005 | 0 | normal | ShapiroWilk |
| Selenium (mg/L) | GWA-3 (bg) | n/a | n/a | NP | 22 | 0.004785 | 0.001006 | unknown | ShapiroWilk |
| Selenium (mg/L) | GWA-4 (bg) | n/a | n/a | NP | 38 | 0.004891 | 0.0006716 | unknown | ShapiroWilk |
| Selenium (mg/L) | GWA-28 (bg) | n/a | n/a | NP | 38 | 0.004767 | 0.001004 | unknown | ShapiroWilk |
| Selenium (mg/L) | GWA-29 (bg) | n/a | n/a | NP | 37 | 0.004502 | 0.001449 | unknown | ShapiroWilk |
| Selenium (mg/L) | GWC-5 | n/a | n/a | NP | 38 | 0.004764 | 0.001015 | unknown | ShapiroWilk |
| Selenium (mg/L) | GWC-6 | n/a | n/a | NP | 38 | 0.004766 | 0.001007 | unknown | ShapiroWilk |
| Selenium (mg/L) | GWC-7 | n/a | n/a | NP | 38 | 0.004877 | 0.0007576 | unknown | ShapiroWilk |
| Selenium (mg/L) | GWC-8 | n/a | n/a | NP | 38 | 0.004553 | 0.001336 | unknown | ShapiroWilk |
| Selenium (mg/L) | GWC-9 | n/a | n/a | NP | 38 | 0.004805 | 0.002172 | unknown | ShapiroWilk |
| Selenium (mg/L) | GWC-10 | No | n/a | NP | 27 | 0.005 | 0 | normal | ShapiroWilk |
| Selenium (mg/L) | GWC-11 | n/a | n/a | NP | 38 | 0.004522 | 0.001414 | unknown | ShapiroWilk |
| Selenium (mg/L) | GWC-12 | n/a | n/a | NP | 38 | 0.004877 | 0.0007592 | unknown | ShapiroWilk |
| Selenium (mg/L) | GWC-13 | n/a | n/a | NP | 38 | 0.004924 | 0.0004704 | unknown | ShapiroWilk |
| Selenium (mg/L) | GWC-14 | No | n/a | NP | 39 | 0.004108 | 0.001595 | normal | ShapiroWilk |
| Selenium (mg/L) | GWC-15 | n/a | n/a | NP | 38 | 0.004876 | 0.0007673 | unknown | ShapiroWilk |
| Selenium (mg/L) | GWC-16 | n/a | n/a | NP | 38 | 0.004876 | 0.0007641 | unknown | ShapiroWilk |
| Selenium (mg/L) | GWC-17 | No | n/a | NP | 38 | 0.005 | 0 | normal | ShapiroWilk |
| Selenium (mg/L) | GWC-18 | n/a | n/a | NP | 38 | 0.004888 | 0.0006927 | unknown | ShapiroWilk |
| Selenium (mg/L) | GWC-19 | No | n/a | NP | 38 | 0.005 | 0 | normal | ShapiroWilk |
| Selenium (mg/L) | GWC-20 | No | n/a | NP | 38 | 0.005 | 0 | normal | ShapiroWilk |
| Selenium (mg/L) | GWC-21 | n/a | n/a | NP | 38 | 0.004881 | 0.0007365 | unknown | ShapiroWilk |
| Selenium (mg/L) | GWC-22 | n/a | n/a | NP | 38 | 0.004876 | 0.0007624 | unknown | ShapiroWilk |
| Selenium (mg/L) | GWC-23 | No | n/a | NP | 38 | 0.005 | 0 | normal | ShapiroWilk |
| Selenium (mg/L) | GWC-24 | No | n/a | NP | 29 | 0.005 | 0 | normal | ShapiroWilk |
| Selenium (mg/L) | GWC-25 | n/a | n/a | NP | 37 | 0.004874 | 0.0007677 | unknown | ShapiroWilk |
| Selenium (mg/L) | GWC-26 | n/a | n/a | NP | 38 | 0.004792 | 0.0009107 | unknown | ShapiroWilk |
| Selenium (mg/L) | GWC-27 | n/a | n/a | NP | 38 | 0.00488 | 0.0007381 | unknown | ShapiroWilk |
| Selenium (mg/L) | GWC-30 | n/a | n/a | NP | 38 | 0.004638 | 0.001254 | unknown | ShapiroWilk |
| Selenium (mg/L) | GWC-31 | n/a | n/a | NP | 33 | 0.004207 | 0.001711 | unknown | ShapiroWilk |
| Selenium (mg/L) | GWC-32 | n/a | n/a | NP | 38 | 0.004875 | 0.0007706 | unknown | ShapiroWilk |
| Selenium (mg/L) | GWC-33 | n/a | n/a | NP | 37 | 0.00444 | 0.001437 | unknown | ShapiroWilk |
| Selenium (mg/L) | GWC-34 | No | n/a | NP | 38 | 0.005 | 0 | normal | ShapiroWilk |
| Selenium (mg/L) | GWC-35 | n/a | n/a | NP | 38 | 0.004875 | 0.0007706 | unknown | ShapiroWilk |
| Silver (mg/L) | GWA-1 (bg) | No | n/a | NP | 32 | 0.001 | 0 | normal | ShapiroWilk |
| Silver (mg/L) | GWA-2 (bg) | No | n/a | NP | 32 | 0.001 | 0 | normal | ShapiroWilk |
| Silver (mg/L) | GWA-3 (bg) | No | n/a | NP | 19 | 0.001 | 0 | normal | ShapiroWilk |
| Silver (mg/L) | GWA-4 (bg) | No | n/a | NP | 32 | 0.001 | 0 | normal | ShapiroWilk |
| Silver (mg/L) | GWA-28 (bg) | No | n/a | NP | 32 | 0.001 | 0 | normal | ShapiroWilk |
| **Silver (mg/L)** | **GWA-29 (bg)** | **Yes** | **0.003** | **NP** | **32** | **0.001136** | **0.0004416** | **ln(x)** | **ShapiroWilk** |
| Silver (mg/L) | GWC-5 | n/a | n/a | NP | 32 | 0.0009738 | 0.0001485 | unknown | ShapiroWilk |
| Silver (mg/L) | GWC-6 | n/a | n/a | NP | 32 | 0.001053 | 0.0004012 | unknown | ShapiroWilk |
| Silver (mg/L) | GWC-7 | No | n/a | NP | 32 | 0.001 | 0 | normal | ShapiroWilk |
| Silver (mg/L) | GWC-8 | No | n/a | NP | 32 | 0.001 | 0 | normal | ShapiroWilk |
| Silver (mg/L) | GWC-9 | No | n/a | NP | 32 | 0.001 | 0 | normal | ShapiroWilk |
| Silver (mg/L) | GWC-10 | n/a | n/a | NP | 21 | 0.001175 | 0.001007 | unknown | ShapiroWilk |
| Silver (mg/L) | GWC-11 | n/a | n/a | NP | 32 | 0.0009791 | 0.0001184 | unknown | ShapiroWilk |
| Silver (mg/L) | GWC-12 | n/a | n/a | NP | 32 | 0.0009741 | 0.0001467 | unknown | ShapiroWilk |
| Silver (mg/L) | GWC-13 | No | n/a | NP | 32 | 0.001 | 0 | normal | ShapiroWilk |
| Silver (mg/L) | GWC-14 | n/a | n/a | NP | 32 | 0.0009931 | 0.00003889 | unknown | ShapiroWilk |
| Silver (mg/L) | GWC-15 | No | n/a | NP | 32 | 0.001 | 0 | normal | ShapiroWilk |
| Silver (mg/L) | GWC-16 | n/a | n/a | NP | 32 | 0.0009797 | 0.0001149 | unknown | ShapiroWilk |
| Silver (mg/L) | GWC-17 | n/a | n/a | NP | 33 | 0.0009839 | 0.00009226 | unknown | ShapiroWilk |
| Silver (mg/L) | GWC-18 | No | n/a | NP | 32 | 0.001 | 0 | normal | ShapiroWilk |
| Silver (mg/L) | GWC-19 | No | n/a | NP | 32 | 0.001 | 0 | normal | ShapiroWilk |

# Tukey's Outlier Test - All Results

Plant Wansley Client: Southern Company Data: Wansley Landfill Printed 3/25/2026, 1:30 PM

| Constituent | Well | Outlier | Value(s) | Method | N | Mean | Std. Dev. | Distribution | Normality Test |
|---|---|---|---|---|---|---|---|---|---|
| Silver (mg/L) | GWC-20 | No | n/a | NP | 32 | 0.001 | 0 | normal | ShapiroWilk |
| Silver (mg/L) | GWC-21 | n/a | n/a | NP | 32 | 0.0009884 | 0.00006541 | unknown | ShapiroWilk |
| Silver (mg/L) | GWC-22 | n/a | n/a | NP | 32 | 0.0009806 | 0.0001096 | unknown | ShapiroWilk |
| Silver (mg/L) | GWC-23 | n/a | n/a | NP | 32 | 0.0009809 | 0.0001078 | unknown | ShapiroWilk |
| Silver (mg/L) | GWC-24 | n/a | n/a | NP | 23 | 0.0009865 | 0.00006464 | unknown | ShapiroWilk |
| Silver (mg/L) | GWC-25 | n/a | n/a | NP | 31 | 0.0009787 | 0.0001185 | unknown | ShapiroWilk |
| Silver (mg/L) | GWC-26 | n/a | n/a | NP | 32 | 0.0009747 | 0.0001432 | unknown | ShapiroWilk |
| Silver (mg/L) | GWC-27 | n/a | n/a | NP | 31 | 0.0009874 | 0.00007005 | unknown | ShapiroWilk |
| Silver (mg/L) | GWC-30 | No | n/a | NP | 32 | 0.001 | 0 | normal | ShapiroWilk |
| **Silver (mg/L)** | **GWC-31** | **Yes** | **0.0078** | **NP** | **29** | **0.001187** | **0.001453** | **ln(x)** | **ShapiroWilk** |
| Silver (mg/L) | GWC-32 | n/a | n/a | NP | 32 | 0.0009747 | 0.0001432 | unknown | ShapiroWilk |
| Silver (mg/L) | GWC-33 | n/a | n/a | NP | 32 | 0.0009797 | 0.0001149 | unknown | ShapiroWilk |
| Silver (mg/L) | GWC-34 | No | n/a | NP | 32 | 0.001 | 0 | normal | ShapiroWilk |
| Silver (mg/L) | GWC-35 | No | n/a | NP | 32 | 0.001 | 0 | normal | ShapiroWilk |
| Sulfate (mg/L) | GWA-1 (bg) | n/a | n/a | NP | 27 | 0.9867 | 0.2008 | unknown | ShapiroWilk |
| Sulfate (mg/L) | GWA-2 (bg) | No | n/a | NP | 27 | 2.154 | 2.857 | ln(x) | ShapiroWilk |
| Sulfate (mg/L) | GWA-3 (bg) | No | n/a | NP | 18 | 64.2 | 52.08 | sqrt(x) | ShapiroWilk |
| **Sulfate (mg/L)** | **GWA-4 (bg)** | **Yes** | **15** | **NP** | **27** | **9.779** | **1.4** | **ln(x)** | **ShapiroWilk** |
| Sulfate (mg/L) | GWA-28 (bg) | No | n/a | NP | 28 | 1.183 | 0.4846 | ln(x) | ShapiroWilk |
| **Sulfate (mg/L)** | **GWA-29 (bg)** | **Yes** | **26** | **NP** | **28** | **7.817** | **4.023** | **ln(x)** | **ShapiroWilk** |
| Sulfate (mg/L) | GWC-5 | No | n/a | NP | 27 | 25.11 | 6.181 | x^2 | ShapiroWilk |
| **Sulfate (mg/L)** | **GWC-6** | **Yes** | **30** | **NP** | **27** | **12.95** | **3.964** | **ln(x)** | **ShapiroWilk** |
| Sulfate (mg/L) | GWC-7 | No | n/a | NP | 27 | 56.53 | 19.89 | ln(x) | ShapiroWilk |
| Sulfate (mg/L) | GWC-8 | No | n/a | NP | 27 | 20.92 | 10.74 | ln(x) | ShapiroWilk |
| Sulfate (mg/L) | GWC-9 | No | n/a | NP | 27 | 17.43 | 7.567 | ln(x) | ShapiroWilk |
| Sulfate (mg/L) | GWC-10 | No | n/a | NP | 27 | 20.3 | 11.59 | ln(x) | ShapiroWilk |
| **Sulfate (mg/L)** | **GWC-11** | **Yes** | **3.7,1.5,0.47,0.44,0.43,0.5,1.6** | **NP** | **27** | **1.043** | **0.5919** | **ln(x)** | **ShapiroWilk** |
| Sulfate (mg/L) | GWC-12 | No | n/a | NP | 27 | 26.78 | 6.253 | ln(x) | ShapiroWilk |
| Sulfate (mg/L) | GWC-13 | No | n/a | NP | 27 | 2.565 | 0.5825 | ln(x) | ShapiroWilk |
| Sulfate (mg/L) | GWC-14 | No | n/a | NP | 27 | 13.28 | 6.9 | x^(1/3) | ShapiroWilk |
| Sulfate (mg/L) | GWC-15 | No | n/a | NP | 27 | 1.734 | 0.6951 | ln(x) | ShapiroWilk |
| Sulfate (mg/L) | GWC-16 | No | n/a | NP | 27 | 0.8834 | 0.2146 | x^6 | ShapiroWilk |
| Sulfate (mg/L) | GWC-17 | No | n/a | NP | 27 | 2.708 | 2.073 | ln(x) | ShapiroWilk |
| Sulfate (mg/L) | GWC-18 | No | n/a | NP | 27 | 0.8967 | 0.1909 | x^3 | ShapiroWilk |
| **Sulfate (mg/L)** | **GWC-19** | **Yes** | **8.6** | **NP** | **27** | **1.329** | **1.555** | **ln(x)** | **ShapiroWilk** |
| Sulfate (mg/L) | GWC-20 | No | n/a | NP | 27 | 0.9457 | 0.4247 | ln(x) | ShapiroWilk |
| Sulfate (mg/L) | GWC-21 | n/a | n/a | NP | 27 | 0.9366 | 0.1944 | unknown | ShapiroWilk |
| Sulfate (mg/L) | GWC-22 | No | n/a | NP | 27 | 0.8569 | 0.2221 | x^3 | ShapiroWilk |
| Sulfate (mg/L) | GWC-23 | No | n/a | NP | 27 | 0.8847 | 0.2545 | normal | ShapiroWilk |
| Sulfate (mg/L) | GWC-24 | No | n/a | NP | 27 | 0.9174 | 0.3449 | ln(x) | ShapiroWilk |
| Sulfate (mg/L) | GWC-25 | No | n/a | NP | 27 | 10.22 | 6.79 | x^(1/3) | ShapiroWilk |
| Sulfate (mg/L) | GWC-26 | No | n/a | NP | 27 | 0.8998 | 0.2989 | sqrt(x) | ShapiroWilk |
| Sulfate (mg/L) | GWC-27 | No | n/a | NP | 28 | 1.686 | 0.8225 | normal | ShapiroWilk |
| **Sulfate (mg/L)** | **GWC-30** | **Yes** | **3.3,2.5** | **NP** | **27** | **1.325** | **0.5** | **ln(x)** | **ShapiroWilk** |
| **Sulfate (mg/L)** | **GWC-31** | **Yes** | **76** | **NP** | **23** | **15.24** | **13.65** | **ln(x)** | **ShapiroWilk** |
| Sulfate (mg/L) | GWC-32 | No | n/a | NP | 28 | 9.684 | 2.122 | x^2 | ShapiroWilk |
| Sulfate (mg/L) | GWC-33 | No | n/a | NP | 28 | 16.06 | 11.49 | ln(x) | ShapiroWilk |
| **Sulfate (mg/L)** | **GWC-34** | **Yes** | **3.8** | **NP** | **27** | **1.571** | **0.5422** | **ln(x)** | **ShapiroWilk** |
| **Sulfate (mg/L)** | **GWC-35** | **Yes** | **8.6** | **NP** | **27** | **3.204** | **1.524** | **ln(x)** | **ShapiroWilk** |
| TDS (mg/L) | GWA-1 (bg) | No | n/a | NP | 27 | 15.74 | 6.395 | sqrt(x) | ShapiroWilk |
| TDS (mg/L) | GWA-2 (bg) | No | n/a | NP | 27 | 37.43 | 18.33 | x^2 | ShapiroWilk |
| TDS (mg/L) | GWA-3 (bg) | No | n/a | NP | 18 | 201.2 | 81.16 | ln(x) | ShapiroWilk |
| TDS (mg/L) | GWA-4 (bg) | No | n/a | NP | 27 | 159.8 | 19.67 | normal | ShapiroWilk |
| TDS (mg/L) | GWA-28 (bg) | No | n/a | NP | 27 | 67.26 | 19.39 | x^2 | ShapiroWilk |
| TDS (mg/L) | GWA-29 (bg) | No | n/a | NP | 27 | 79.11 | 22.15 | x^2 | ShapiroWilk |
| TDS (mg/L) | GWC-5 | No | n/a | NP | 27 | 189.3 | 34.14 | x^4 | ShapiroWilk |
| TDS (mg/L) | GWC-6 | No | n/a | NP | 27 | 119 | 26.08 | x^2 | ShapiroWilk |
| TDS (mg/L) | GWC-7 | No | n/a | NP | 27 | 400 | 53.72 | ln(x) | ShapiroWilk |
| TDS (mg/L) | GWC-8 | No | n/a | NP | 27 | 170.3 | 37.16 | x^2 | ShapiroWilk |
| TDS (mg/L) | GWC-9 | No | n/a | NP | 27 | 145.4 | 64.99 | ln(x) | ShapiroWilk |
| TDS (mg/L) | GWC-10 | No | n/a | NP | 27 | 148.5 | 48.56 | normal | ShapiroWilk |
| TDS (mg/L) | GWC-11 | No | n/a | NP | 27 | 138.2 | 59.67 | normal | ShapiroWilk |
| TDS (mg/L) | GWC-12 | No | n/a | NP | 27 | 205.4 | 39.53 | x^2 | ShapiroWilk |
| TDS (mg/L) | GWC-13 | No | n/a | NP | 27 | 52.19 | 14.1 | x^2 | ShapiroWilk |
| TDS (mg/L) | GWC-14 | No | n/a | NP | 27 | 307 | 97.45 | sqrt(x) | ShapiroWilk |
| TDS (mg/L) | GWC-15 | No | n/a | NP | 27 | 81.07 | 13.21 | x^2 | ShapiroWilk |
| TDS (mg/L) | GWC-16 | No | n/a | NP | 27 | 80.74 | 23.71 | x^3 | ShapiroWilk |
| TDS (mg/L) | GWC-17 | No | n/a | NP | 27 | 93.81 | 18.38 | x^3 | ShapiroWilk |

# Tukey's Outlier Test - All Results

Plant Wansley Client: Southern Company Data: Wansley Landfill Printed 3/25/2026, 1:30 PM

| Constituent | Well | Outlier | Value(s) | Method | N | Mean | Std. Dev. | Distribution | Normality Test |
|---|---|---|---|---|---|---|---|---|---|
| TDS (mg/L) | GWC-18 | No | n/a | NP | 27 | 79.93 | 15.32 | x^4 | ShapiroWilk |
| TDS (mg/L) | GWC-19 | No | n/a | NP | 27 | 65.7 | 18.87 | x^2 | ShapiroWilk |
| TDS (mg/L) | GWC-20 | No | n/a | NP | 28 | 91.54 | 12.31 | normal | ShapiroWilk |
| TDS (mg/L) | GWC-21 | No | n/a | NP | 28 | 51.57 | 15.81 | normal | ShapiroWilk |
| TDS (mg/L) | GWC-22 | No | n/a | NP | 27 | 99.76 | 21.52 | x^4 | ShapiroWilk |
| **TDS (mg/L)** | **GWC-23** | **Yes** | **140** | **NP** | **27** | **41.44** | **23.65** | **sqrt(x)** | **ShapiroWilk** |
| TDS (mg/L) | GWC-24 | No | n/a | NP | 27 | 24.04 | 8.803 | normal | ShapiroWilk |
| TDS (mg/L) | GWC-25 | No | n/a | NP | 27 | 76.89 | 17.27 | normal | ShapiroWilk |
| TDS (mg/L) | GWC-26 | No | n/a | NP | 27 | 38.13 | 17.7 | normal | ShapiroWilk |
| TDS (mg/L) | GWC-27 | No | n/a | NP | 27 | 35.85 | 16.04 | x^2 | ShapiroWilk |
| TDS (mg/L) | GWC-30 | No | n/a | NP | 27 | 45.78 | 14.19 | x^2 | ShapiroWilk |
| TDS (mg/L) | GWC-31 | No | n/a | NP | 22 | 101.2 | 20.51 | ln(x) | ShapiroWilk |
| TDS (mg/L) | GWC-32 | No | n/a | NP | 28 | 88.36 | 17.38 | sqrt(x) | ShapiroWilk |
| TDS (mg/L) | GWC-33 | No | n/a | NP | 28 | 98.82 | 21.24 | ln(x) | ShapiroWilk |
| TDS (mg/L) | GWC-34 | No | n/a | NP | 27 | 45.22 | 20.6 | normal | ShapiroWilk |
| TDS (mg/L) | GWC-35 | No | n/a | NP | 27 | 46.02 | 25.61 | sqrt(x) | ShapiroWilk |
| Thallium (mg/L) | GWA-1 (bg) | n/a | n/a | NP | 38 | 0.0009133 | 0.0002575 | unknown | ShapiroWilk |
| Thallium (mg/L) | GWA-2 (bg) | n/a | n/a | NP | 37 | 0.0009778 | 0.0001348 | unknown | ShapiroWilk |
| Thallium (mg/L) | GWA-3 (bg) | No | n/a | NP | 22 | 0.001 | 0 | normal | ShapiroWilk |
| Thallium (mg/L) | GWA-4 (bg) | n/a | n/a | NP | 38 | 0.0009526 | 0.0002037 | unknown | ShapiroWilk |
| Thallium (mg/L) | GWA-28 (bg) | No | n/a | NP | 37 | 0.001 | 0 | normal | ShapiroWilk |
| Thallium (mg/L) | GWA-29 (bg) | No | n/a | NP | 36 | 0.001 | 0 | normal | ShapiroWilk |
| Thallium (mg/L) | GWC-5 | No | n/a | NP | 38 | 0.001 | 0 | normal | ShapiroWilk |
| Thallium (mg/L) | GWC-6 | n/a | n/a | NP | 38 | 0.0008404 | 0.0003412 | unknown | ShapiroWilk |
| Thallium (mg/L) | GWC-7 | n/a | n/a | NP | 36 | 0.0009549 | 0.0001903 | unknown | ShapiroWilk |
| Thallium (mg/L) | GWC-8 | n/a | n/a | NP | 36 | 0.0008719 | 0.0003012 | unknown | ShapiroWilk |
| **Thallium (mg/L)** | **GWC-9** | **Yes** | **0.000073,0.00026,0.00026,0.00015,0.00044,0.00017,** | **NP** | **36** | **0.0008318** | **0.0003226** | **x^(1/3)** | **ShapiroWilk** |
| Thallium (mg/L) | GWC-10 | No | n/a | NP | 27 | 0.001 | 0 | normal | ShapiroWilk |
| Thallium (mg/L) | GWC-11 | n/a | n/a | NP | 36 | 0.0009908 | 0.000055 | unknown | ShapiroWilk |
| Thallium (mg/L) | GWC-12 | n/a | n/a | NP | 36 | 0.0009636 | 0.0001523 | unknown | ShapiroWilk |
| Thallium (mg/L) | GWC-13 | n/a | n/a | NP | 36 | 0.0009783 | 0.00013 | unknown | ShapiroWilk |
| Thallium (mg/L) | GWC-14 | No | n/a | NP | 38 | 0.0005853 | 0.0002833 | x^(1/3) | ShapiroWilk |
| Thallium (mg/L) | GWC-15 | n/a | n/a | NP | 38 | 0.0009629 | 0.0001599 | unknown | ShapiroWilk |
| Thallium (mg/L) | GWC-16 | No | n/a | NP | 38 | 0.001 | 0 | normal | ShapiroWilk |
| Thallium (mg/L) | GWC-17 | No | n/a | NP | 38 | 0.001 | 0 | normal | ShapiroWilk |
| Thallium (mg/L) | GWC-18 | No | n/a | NP | 38 | 0.001 | 0 | normal | ShapiroWilk |
| Thallium (mg/L) | GWC-19 | n/a | n/a | NP | 38 | 0.0009587 | 0.0001796 | unknown | ShapiroWilk |
| Thallium (mg/L) | GWC-20 | n/a | n/a | NP | 38 | 0.0009829 | 0.0001054 | unknown | ShapiroWilk |
| Thallium (mg/L) | GWC-21 | n/a | n/a | NP | 38 | 0.0009505 | 0.000174 | unknown | ShapiroWilk |
| Thallium (mg/L) | GWC-22 | n/a | n/a | NP | 38 | 0.0009587 | 0.000151 | unknown | ShapiroWilk |
| Thallium (mg/L) | GWC-23 | n/a | n/a | NP | 36 | 0.0009653 | 0.0001487 | unknown | ShapiroWilk |
| Thallium (mg/L) | GWC-24 | n/a | n/a | NP | 28 | 0.0009457 | 0.0001993 | unknown | ShapiroWilk |
| Thallium (mg/L) | GWC-25 | n/a | n/a | NP | 35 | 0.0009551 | 0.0001855 | unknown | ShapiroWilk |
| Thallium (mg/L) | GWC-26 | No | n/a | NP | 36 | 0.001 | 0 | normal | ShapiroWilk |
| Thallium (mg/L) | GWC-27 | No | n/a | NP | 36 | 0.0005851 | 0.0004214 | ln(x) | ShapiroWilk |
| Thallium (mg/L) | GWC-30 | n/a | n/a | NP | 36 | 0.0009781 | 0.0001317 | unknown | ShapiroWilk |
| Thallium (mg/L) | GWC-31 | n/a | n/a | NP | 32 | 0.0009741 | 0.0001467 | unknown | ShapiroWilk |
| Thallium (mg/L) | GWC-32 | No | n/a | NP | 36 | 0.001 | 0 | normal | ShapiroWilk |
| Thallium (mg/L) | GWC-33 | No | n/a | NP | 36 | 0.0006916 | 0.000394 | ln(x) | ShapiroWilk |
| Thallium (mg/L) | GWC-34 | n/a | n/a | NP | 37 | 0.0009768 | 0.0001414 | unknown | ShapiroWilk |
| Thallium (mg/L) | GWC-35 | n/a | n/a | NP | 37 | 0.0009376 | 0.0002161 | unknown | ShapiroWilk |
| Vanadium (mg/L) | GWA-1 (bg) | n/a | n/a | NP | 32 | 0.004679 | 0.001049 | unknown | ShapiroWilk |
| Vanadium (mg/L) | GWA-2 (bg) | n/a | n/a | NP | 32 | 0.004234 | 0.001485 | unknown | ShapiroWilk |
| Vanadium (mg/L) | GWA-3 (bg) | No | n/a | NP | 19 | 0.003979 | 0.001573 | ln(x) | ShapiroWilk |
| Vanadium (mg/L) | GWA-4 (bg) | No | n/a | NP | 32 | 0.003823 | 0.001714 | ln(x) | ShapiroWilk |
| Vanadium (mg/L) | GWA-28 (bg) | n/a | n/a | NP | 32 | 0.001836 | 0.0004058 | unknown | ShapiroWilk |
| Vanadium (mg/L) | GWA-29 (bg) | n/a | n/a | NP | 32 | 0.004444 | 0.001254 | unknown | ShapiroWilk |
| Vanadium (mg/L) | GWC-5 | No | n/a | NP | 33 | 0.003558 | 0.001251 | ln(x) | ShapiroWilk |
| Vanadium (mg/L) | GWC-6 | n/a | n/a | NP | 33 | 0.004502 | 0.001232 | unknown | ShapiroWilk |
| Vanadium (mg/L) | GWC-7 | No | n/a | NP | 33 | 0.002656 | 0.0009015 | sqrt(x) | ShapiroWilk |
| Vanadium (mg/L) | GWC-8 | No | n/a | NP | 33 | 0.003469 | 0.001834 | ln(x) | ShapiroWilk |
| Vanadium (mg/L) | GWC-9 | No | n/a | NP | 32 | 0.003504 | 0.001771 | ln(x) | ShapiroWilk |
| Vanadium (mg/L) | GWC-10 | n/a | n/a | NP | 22 | 0.004105 | 0.001464 | unknown | ShapiroWilk |
| Vanadium (mg/L) | GWC-11 | No | n/a | NP | 32 | 0.003341 | 0.001492 | ln(x) | ShapiroWilk |
| Vanadium (mg/L) | GWC-12 | n/a | n/a | NP | 32 | 0.004495 | 0.00136 | unknown | ShapiroWilk |
| Vanadium (mg/L) | GWC-13 | n/a | n/a | NP | 32 | 0.004362 | 0.001368 | unknown | ShapiroWilk |
| Vanadium (mg/L) | GWC-14 | n/a | n/a | NP | 33 | 0.004582 | 0.001148 | unknown | ShapiroWilk |
| Vanadium (mg/L) | GWC-15 | No | n/a | NP | 33 | 0.004155 | 0.001438 | ln(x) | ShapiroWilk |

# Tukey's Outlier Test - All Results

Plant Wansley Client: Southern Company Data: Wansley Landfill Printed 3/25/2026, 1:30 PM

| Constituent | Well | Outlier | Value(s) | Method | N | Mean | Std. Dev. | Distribution | Normality Test |
|---|---|---|---|---|---|---|---|---|---|
| Vanadium (mg/L) | GWC-16 | No | n/a | NP | 33 | 0.004394 | 0.0009 | ln(x) | ShapiroWilk |
| Vanadium (mg/L) | GWC-17 | No | n/a | NP | 35 | 0.002373 | 0.0008455 | ln(x) | ShapiroWilk |
| Vanadium (mg/L) | GWC-18 | No | n/a | NP | 33 | 0.003036 | 0.001801 | ln(x) | ShapiroWilk |
| Vanadium (mg/L) | GWC-19 | No | n/a | NP | 33 | 0.00373 | 0.001721 | ln(x) | ShapiroWilk |
| Vanadium (mg/L) | GWC-20 | No | n/a | NP | 32 | 0.002156 | 0.0008302 | ln(x) | ShapiroWilk |
| Vanadium (mg/L) | GWC-21 | n/a | n/a | NP | 32 | 0.001988 | 0.0002196 | unknown | ShapiroWilk |
| Vanadium (mg/L) | GWC-22 | No | n/a | NP | 33 | 0.006548 | 0.001107 | ln(x) | ShapiroWilk |
| Vanadium (mg/L) | GWC-23 | No | n/a | NP | 32 | 0.003933 | 0.001743 | ln(x) | ShapiroWilk |
| Vanadium (mg/L) | GWC-24 | n/a | n/a | NP | 23 | 0.004363 | 0.001424 | unknown | ShapiroWilk |
| Vanadium (mg/L) | GWC-25 | No | n/a | NP | 31 | 0.004252 | 0.001796 | normal | ShapiroWilk |
| Vanadium (mg/L) | GWC-26 | n/a | n/a | NP | 32 | 0.004691 | 0.0009894 | unknown | ShapiroWilk |
| Vanadium (mg/L) | GWC-27 | n/a | n/a | NP | 32 | 0.004748 | 0.0009904 | unknown | ShapiroWilk |
| Vanadium (mg/L) | GWC-30 | No | n/a | NP | 33 | 0.00336 | 0.001848 | ln(x) | ShapiroWilk |
| Vanadium (mg/L) | GWC-31 | No | n/a | NP | 30 | 0.00342 | 0.001831 | ln(x) | ShapiroWilk |
| **Vanadium (mg/L)** | **GWC-32** | **Yes** | **0.0016,0.0012,0.0012,0.0021,0.0011,0.0011** | **NP** | **33** | **0.004242** | **0.001436** | **normal** | **ShapiroWilk** |
| Vanadium (mg/L) | GWC-33 | n/a | n/a | NP | 33 | 0.00457 | 0.001095 | unknown | ShapiroWilk |
| Vanadium (mg/L) | GWC-34 | n/a | n/a | NP | 33 | 0.004805 | 0.0007521 | unknown | ShapiroWilk |
| Vanadium (mg/L) | GWC-35 | n/a | n/a | NP | 33 | 0.004436 | 0.001232 | unknown | ShapiroWilk |
| Zinc (mg/L) | GWA-1 (bg) | No | n/a | NP | 32 | 0.008159 | 0.013 | ln(x) | ShapiroWilk |
| Zinc (mg/L) | GWA-2 (bg) | No | n/a | NP | 32 | 0.007112 | 0.002801 | ln(x) | ShapiroWilk |
| Zinc (mg/L) | GWA-3 (bg) | No | n/a | NP | 19 | 0.01624 | 0.009586 | ln(x) | ShapiroWilk |
| **Zinc (mg/L)** | **GWA-4 (bg)** | **Yes** | **0.00085,0.0014,0.0015,0.052,0.044** | **NP** | **32** | **0.01065** | **0.01039** | **ln(x)** | **ShapiroWilk** |
| Zinc (mg/L) | GWA-28 (bg) | No | n/a | NP | 32 | 0.009147 | 0.0104 | ln(x) | ShapiroWilk |
| Zinc (mg/L) | GWA-29 (bg) | No | n/a | NP | 32 | 0.02888 | 0.008943 | ln(x) | ShapiroWilk |
| Zinc (mg/L) | GWC-5 | No | n/a | NP | 32 | 0.007122 | 0.003437 | ln(x) | ShapiroWilk |
| Zinc (mg/L) | GWC-6 | No | n/a | NP | 32 | 0.008622 | 0.008067 | ln(x) | ShapiroWilk |
| Zinc (mg/L) | GWC-7 | No | n/a | NP | 32 | 0.008562 | 0.006305 | ln(x) | ShapiroWilk |
| Zinc (mg/L) | GWC-8 | No | n/a | NP | 32 | 0.0077 | 0.007467 | ln(x) | ShapiroWilk |
| Zinc (mg/L) | GWC-9 | No | n/a | NP | 33 | 0.01231 | 0.01796 | ln(x) | ShapiroWilk |
| **Zinc (mg/L)** | **GWC-10** | **Yes** | **0.13** | **NP** | **22** | **0.01314** | **0.02628** | **ln(x)** | **ShapiroWilk** |
| Zinc (mg/L) | GWC-11 | n/a | n/a | NP | 32 | 0.01019 | 0.006467 | unknown | ShapiroWilk |
| Zinc (mg/L) | GWC-12 | n/a | n/a | NP | 32 | 0.01015 | 0.004674 | unknown | ShapiroWilk |
| **Zinc (mg/L)** | **GWC-13** | **Yes** | **0.0014** | **NP** | **32** | **0.008234** | **0.003073** | **x^(1/3)** | **ShapiroWilk** |
| Zinc (mg/L) | GWC-14 | No | n/a | NP | 33 | 0.01143 | 0.008749 | x^(1/3) | ShapiroWilk |
| Zinc (mg/L) | GWC-15 | n/a | n/a | NP | 32 | 0.009284 | 0.002293 | unknown | ShapiroWilk |
| **Zinc (mg/L)** | **GWC-16** | **Yes** | **0.0035,0.0033,0.0033,0.00074,0.00071,0.0015,0.006** | **NP** | **32** | **0.008355** | **0.003151** | **normal** | **ShapiroWilk** |
| Zinc (mg/L) | GWC-17 | No | n/a | NP | 32 | 0.008034 | 0.003398 | x^4 | ShapiroWilk |
| Zinc (mg/L) | GWC-18 | No | n/a | NP | 32 | 0.007907 | 0.003496 | sqrt(x) | ShapiroWilk |
| Zinc (mg/L) | GWC-19 | No | n/a | NP | 32 | 0.006966 | 0.003467 | sqrt(x) | ShapiroWilk |
| Zinc (mg/L) | GWC-20 | No | n/a | NP | 32 | 0.009111 | 0.006361 | x^(1/3) | ShapiroWilk |
| Zinc (mg/L) | GWC-21 | No | n/a | NP | 32 | 0.007575 | 0.003884 | ln(x) | ShapiroWilk |
| Zinc (mg/L) | GWC-22 | No | n/a | NP | 32 | 0.008427 | 0.003505 | normal | ShapiroWilk |
| Zinc (mg/L) | GWC-23 | No | n/a | NP | 32 | 0.008591 | 0.005366 | ln(x) | ShapiroWilk |
| Zinc (mg/L) | GWC-24 | No | n/a | NP | 23 | 0.008209 | 0.004276 | ln(x) | ShapiroWilk |
| Zinc (mg/L) | GWC-25 | No | n/a | NP | 31 | 0.01046 | 0.008196 | ln(x) | ShapiroWilk |
| Zinc (mg/L) | GWC-26 | No | n/a | NP | 32 | 0.00805 | 0.003751 | x^(1/3) | ShapiroWilk |
| Zinc (mg/L) | GWC-27 | No | n/a | NP | 32 | 0.008353 | 0.003691 | x^(1/3) | ShapiroWilk |
| Zinc (mg/L) | GWC-30 | n/a | n/a | NP | 32 | 0.01181 | 0.01263 | unknown | ShapiroWilk |
| Zinc (mg/L) | GWC-31 | No | n/a | NP | 28 | 0.01759 | 0.01607 | ln(x) | ShapiroWilk |
| Zinc (mg/L) | GWC-32 | No | n/a | NP | 32 | 0.05863 | 0.03185 | x^(1/3) | ShapiroWilk |
| **Zinc (mg/L)** | **GWC-33** | **Yes** | **0.12** | **NP** | **32** | **0.01192** | **0.02013** | **ln(x)** | **ShapiroWilk** |
| Zinc (mg/L) | GWC-34 | No | n/a | NP | 32 | 0.008101 | 0.003213 | sqrt(x) | ShapiroWilk |
| Zinc (mg/L) | GWC-35 | No | n/a | NP | 32 | 0.006891 | 0.003626 | x^(1/3) | ShapiroWilk |

Sanitas™ v.10.1.06 Software licensed to Groundwater Stats Consulting. UG

## Tukey's Outlier Screening

GWA-1 (bg)

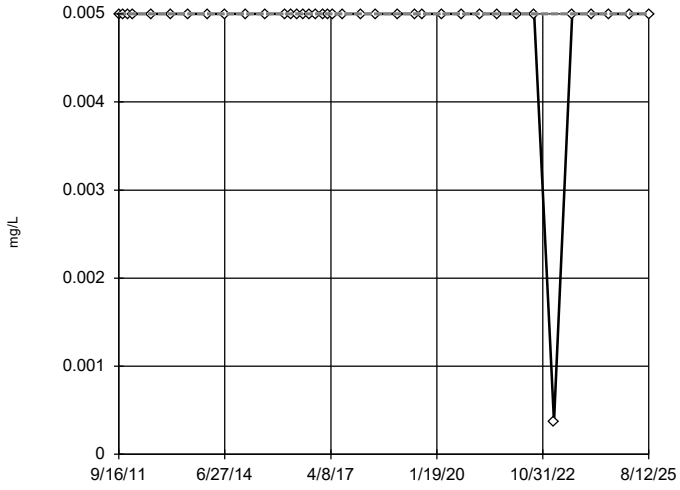


n = 38

No outliers found. Tukey's method selected by user.

Ladder of Powers transformations did not improve normality; analysis run on raw data.

The results were invalidated, because the lower and upper quartiles are equal.

Constituent: Antimony Analysis Run 3/25/2026 1:15 PM View: Tukey's Outlier Test

Plant Wansley Client: Southern Company Data: Wansley Landfill

Sanitas™ v.10.1.06 Software licensed to Groundwater Stats Consulting. UG

## Tukey's Outlier Screening

GWA-2 (bg)

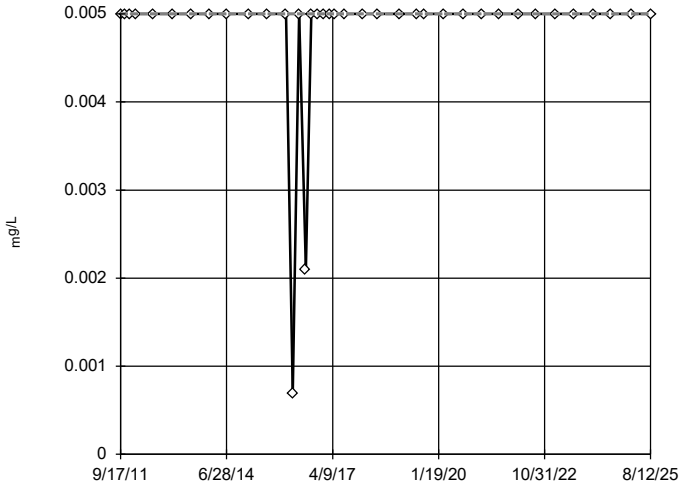


n = 38

No outliers found. Tukey's method selected by user.

Ladder of Powers transformations did not improve normality; analysis run on raw data.

The results were invalidated, because the lower and upper quartiles are equal.

Constituent: Antimony Analysis Run 3/25/2026 1:15 PM View: Tukey's Outlier Test

Plant Wansley Client: Southern Company Data: Wansley Landfill

Sanitas™ v.10.1.06 Software licensed to Groundwater Stats Consulting. UG

## Tukey's Outlier Screening

GWA-3 (bg)

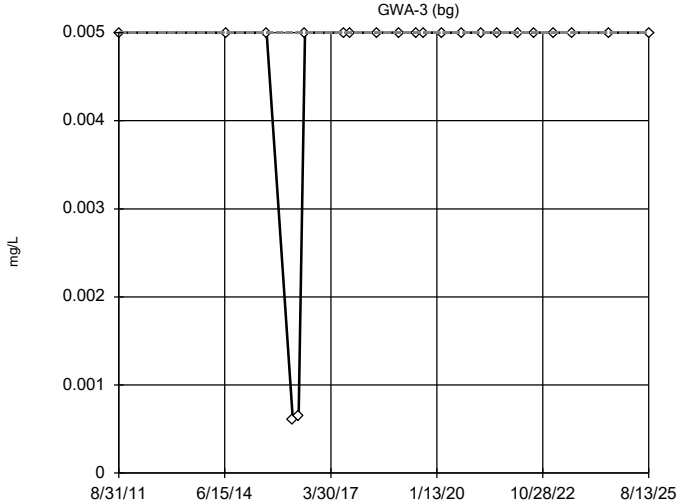


n = 22

No outliers found. Tukey's method selected by user.

Data were natural log transformed to achieve best W statistic (graph shown in original units).

The results were invalidated, because the lower and upper quartiles are equal.

Constituent: Antimony Analysis Run 3/25/2026 1:15 PM View: Tukey's Outlier Test

Plant Wansley Client: Southern Company Data: Wansley Landfill

Sanitas™ v.10.1.06 Software licensed to Groundwater Stats Consulting. UG

## Tukey's Outlier Screening

GWA-4 (bg)

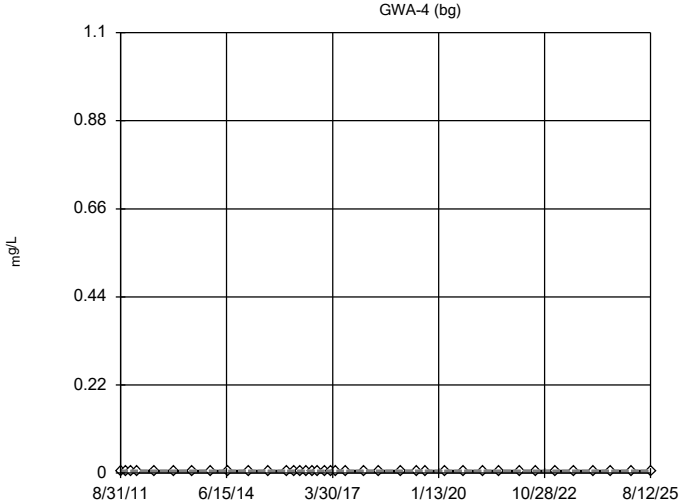


n = 38

No outliers found. Tukey's method selected by user.

All values are the same.

Constituent: Antimony Analysis Run 3/25/2026 1:15 PM View: Tukey's Outlier Test

Plant Wansley Client: Southern Company Data: Wansley Landfill

Sanitas™ v.10.1.06 Software licensed to Groundwater Stats Consulting. UG

## Tukey's Outlier Screening

GWA-28 (bg)

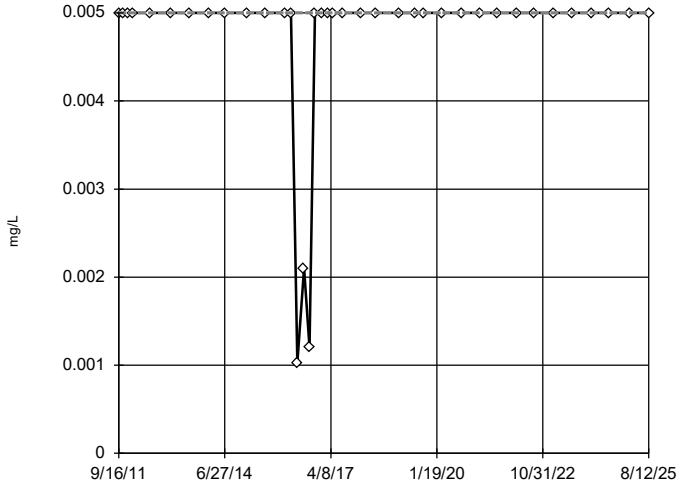


n = 38

No outliers found. Tukey's method selected by user.

Data were square root transformed to achieve best W statistic (graph shown in original units).

The results were invalidated, because the lower and upper quartiles are equal.

Constituent: Antimony Analysis Run 3/25/2026 1:15 PM View: Tukey's Outlier Test

Plant Wansley Client: Southern Company Data: Wansley Landfill

Sanitas™ v.10.1.06 Software licensed to Groundwater Stats Consulting. UG

## Tukey's Outlier Screening

GWA-29 (bg)

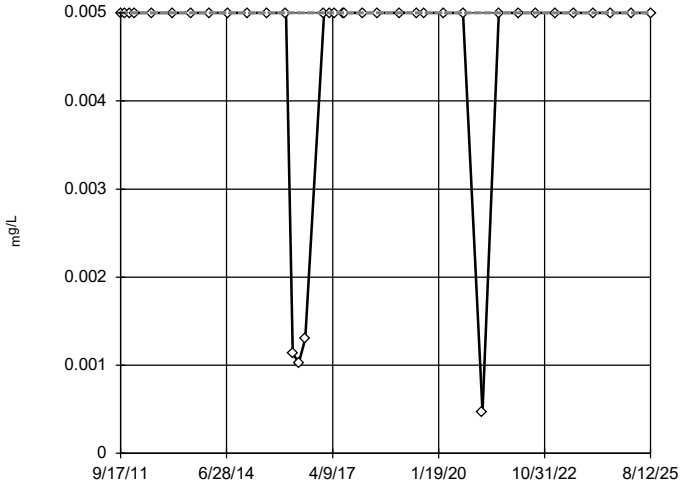


n = 37

No outliers found. Tukey's method selected by user.

Data were natural log transformed to achieve best W statistic (graph shown in original units).

The results were invalidated, because the lower and upper quartiles are equal.

Constituent: Antimony Analysis Run 3/25/2026 1:15 PM View: Tukey's Outlier Test

Plant Wansley Client: Southern Company Data: Wansley Landfill

Sanitas™ v.10.1.06 Software licensed to Groundwater Stats Consulting. UG

## Tukey's Outlier Screening

GWC-5

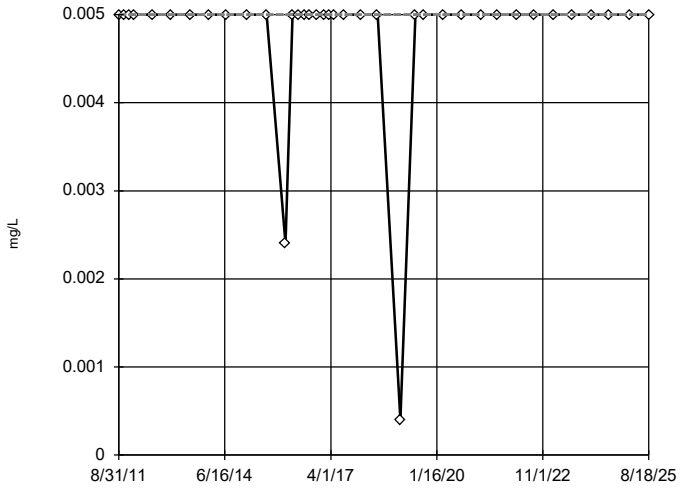


n = 38

No outliers found. Tukey's method selected by user.

Data were square transformed to achieve best W statistic (graph shown in original units).

The results were invalidated, because the lower and upper quartiles are equal.

Constituent: Antimony Analysis Run 3/25/2026 1:15 PM View: Tukey's Outlier Test

Plant Wansley Client: Southern Company Data: Wansley Landfill

Sanitas™ v.10.1.06 Software licensed to Groundwater Stats Consulting. UG

## Tukey's Outlier Screening

GWC-6

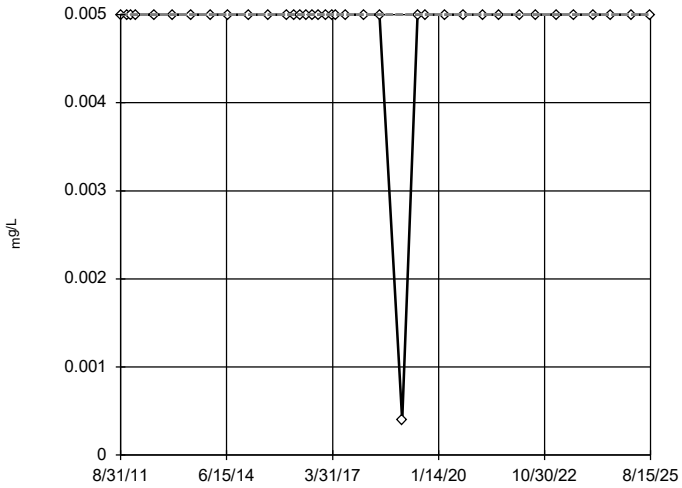


n = 38

No outliers found. Tukey's method selected by user.

Data were x^6 transformed to achieve best W statistic (graph shown in original units).

The results were invalidated, because the lower and upper quartiles are equal.

Constituent: Antimony Analysis Run 3/25/2026 1:15 PM View: Tukey's Outlier Test

Plant Wansley Client: Southern Company Data: Wansley Landfill

Sanitas™ v.10.1.06 Software licensed to Groundwater Stats Consulting. UG

## Tukey's Outlier Screening

GWC-7

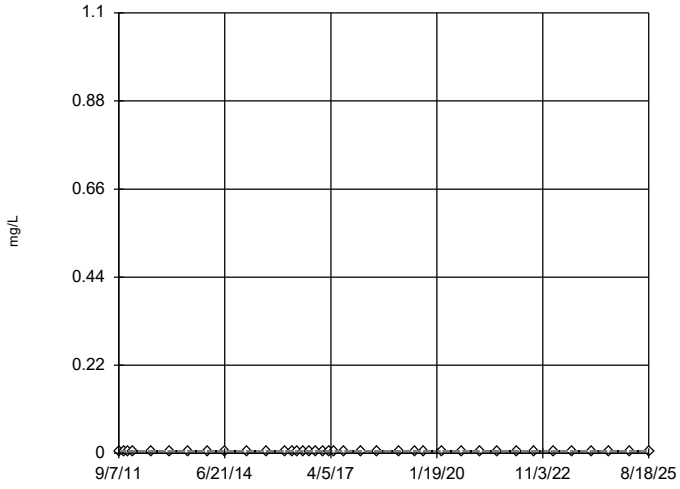


n = 38

No outliers found. Tukey's method selected by user.

All values are the same.

Constituent: Antimony Analysis Run 3/25/2026 1:15 PM View: Tukey's Outlier Test

Plant Wansley Client: Southern Company Data: Wansley Landfill

Sanitas™ v.10.1.06 Software licensed to Groundwater Stats Consulting. UG

## Tukey's Outlier Screening

GWC-8

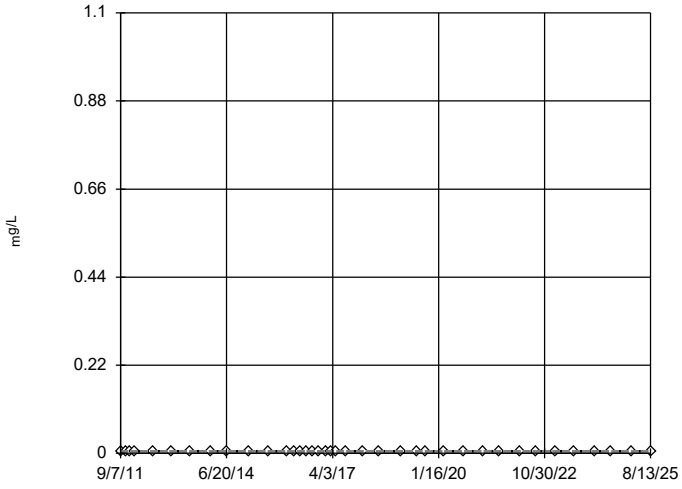


n = 38

No outliers found. Tukey's method selected by user.

All values are the same.

Constituent: Antimony Analysis Run 3/25/2026 1:15 PM View: Tukey's Outlier Test

Plant Wansley Client: Southern Company Data: Wansley Landfill

Sanitas™ v.10.1.06 Software licensed to Groundwater Stats Consulting. UG

## Tukey's Outlier Screening

GWC-9

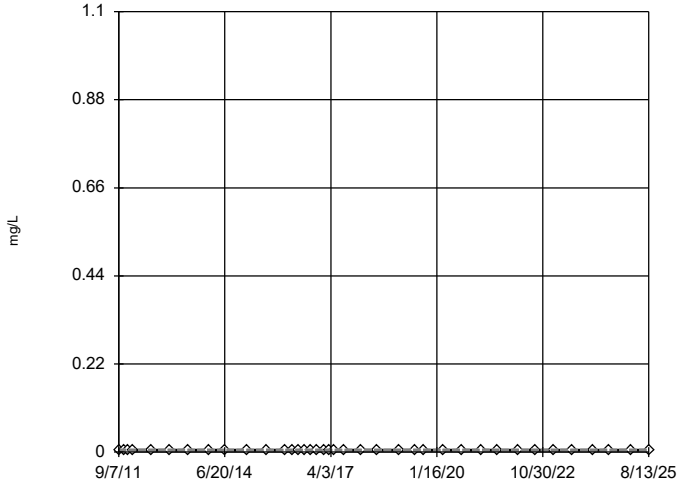


n = 38

No outliers found. Tukey's method selected by user.

All values are the same.

Constituent: Antimony Analysis Run 3/25/2026 1:15 PM View: Tukey's Outlier Test

Plant Wansley Client: Southern Company Data: Wansley Landfill

Sanitas™ v.10.1.06 Software licensed to Groundwater Stats Consulting. UG

## Tukey's Outlier Screening

GWC-10

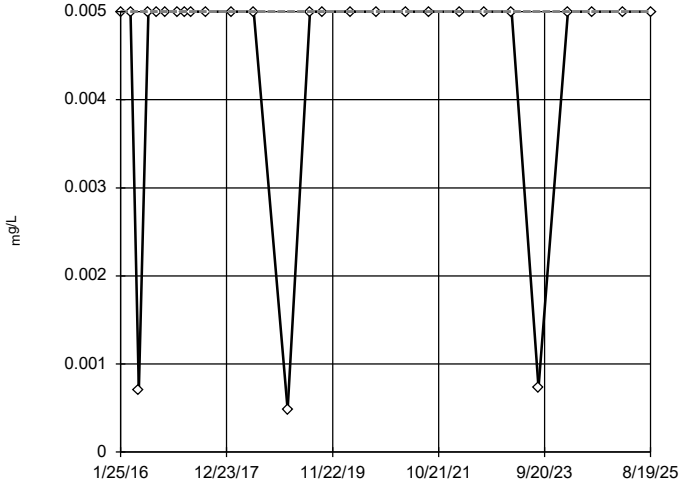


n = 27

No outliers found. Tukey's method selected by user.

Data were natural log transformed to achieve best W statistic (graph shown in original units).

The results were invalidated, because the lower and upper quartiles are equal.

Constituent: Antimony Analysis Run 3/25/2026 1:15 PM View: Tukey's Outlier Test

Plant Wansley Client: Southern Company Data: Wansley Landfill

Sanitas™ v.10.1.06 Software licensed to Groundwater Stats Consulting. UG

## Tukey's Outlier Screening

GWC-11

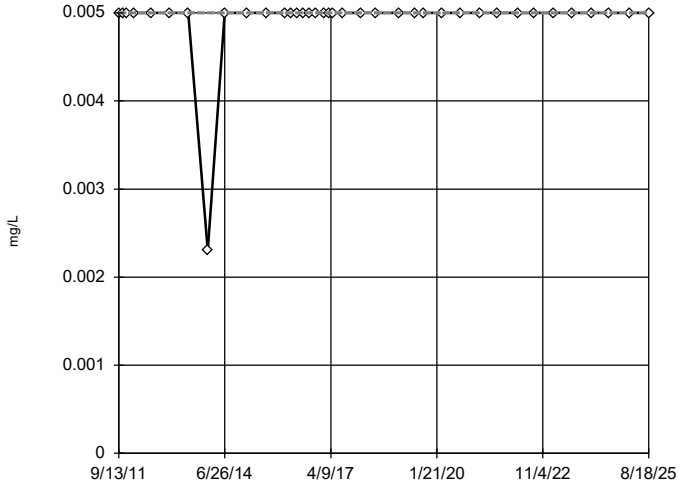


n = 38

No outliers found. Tukey's method selected by user.

Data were x^6 transformed to achieve best W statistic (graph shown in original units).

The results were invalidated, because the lower and upper quartiles are equal.

Constituent: Antimony Analysis Run 3/25/2026 1:15 PM View: Tukey's Outlier Test

Plant Wansley Client: Southern Company Data: Wansley Landfill

Sanitas™ v.10.1.06 Software licensed to Groundwater Stats Consulting. UG

## Tukey's Outlier Screening

GWC-12

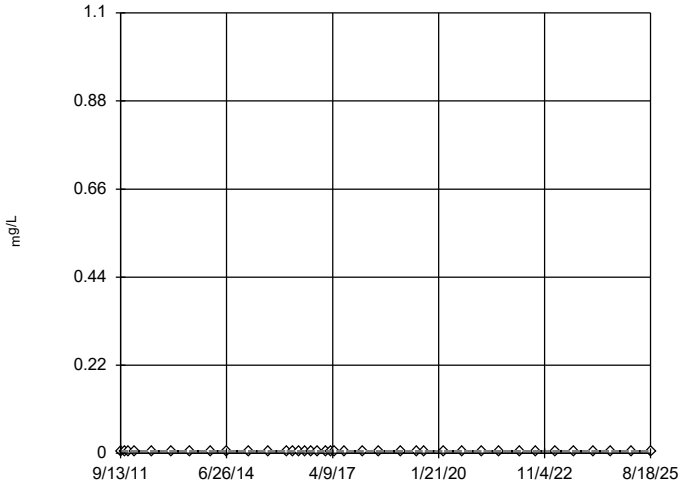


n = 38

No outliers found. Tukey's method selected by user.

All values are the same.

Constituent: Antimony Analysis Run 3/25/2026 1:15 PM View: Tukey's Outlier Test

Plant Wansley Client: Southern Company Data: Wansley Landfill

Sanitas™ v.10.1.06 Software licensed to Groundwater Stats Consulting. UG

## Tukey's Outlier Screening

GWC-13

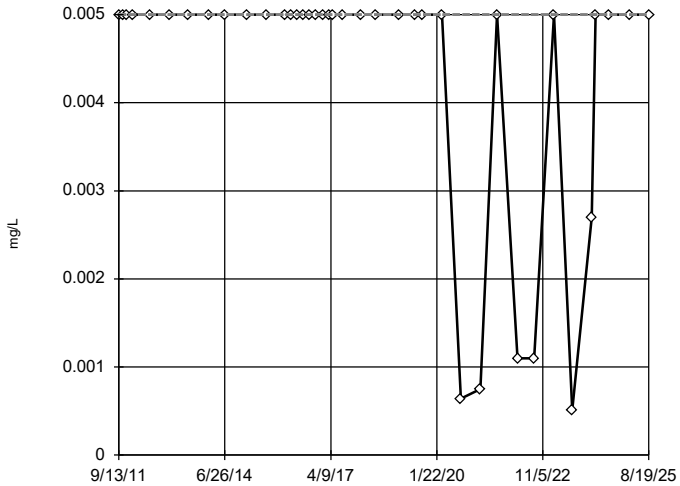


n = 39

No outliers found. Tukey's method selected by user.

Data were cube root transformed to achieve best W statistic (graph shown in original units).

The results were invalidated, because the lower and upper quartiles are equal.

Constituent: Antimony Analysis Run 3/25/2026 1:15 PM View: Tukey's Outlier Test

Plant Wansley Client: Southern Company Data: Wansley Landfill

Sanitas™ v.10.1.06 Software licensed to Groundwater Stats Consulting. UG

## Tukey's Outlier Screening

GWC-14

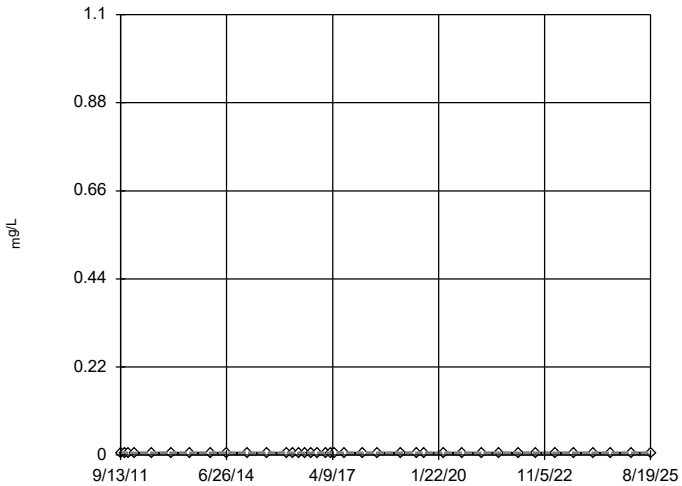


n = 38

No outliers found. Tukey's method selected by user.

All values are the same.

Constituent: Antimony Analysis Run 3/25/2026 1:15 PM View: Tukey's Outlier Test

Plant Wansley Client: Southern Company Data: Wansley Landfill

Sanitas™ v.10.1.06 Software licensed to Groundwater Stats Consulting. UG

## Tukey's Outlier Screening

GWC-15

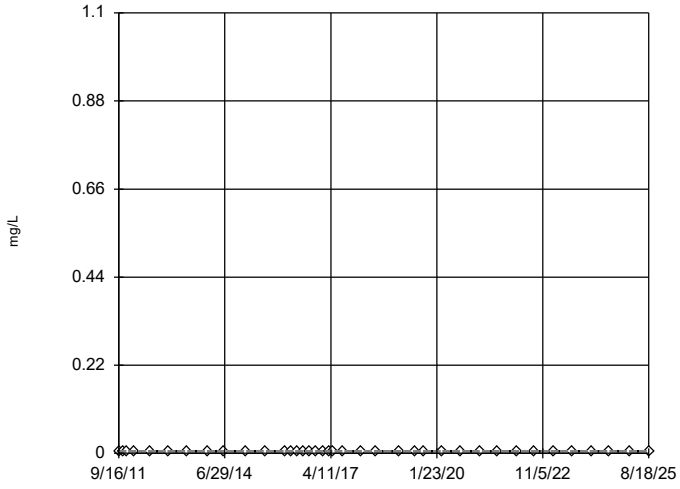


n = 38

No outliers found. Tukey's method selected by user.

All values are the same.

Constituent: Antimony Analysis Run 3/25/2026 1:15 PM View: Tukey's Outlier Test

Plant Wansley Client: Southern Company Data: Wansley Landfill

Sanitas™ v.10.1.06 Software licensed to Groundwater Stats Consulting. UG

## Tukey's Outlier Screening

GWC-16

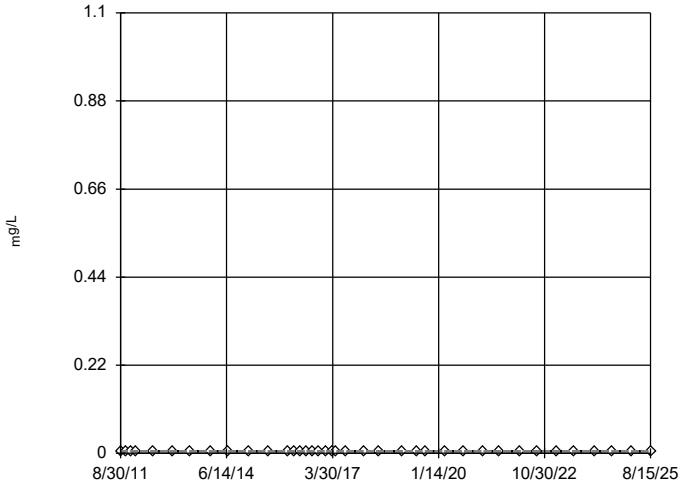


n = 38

No outliers found. Tukey's method selected by user.

All values are the same.

Constituent: Antimony Analysis Run 3/25/2026 1:15 PM View: Tukey's Outlier Test

Plant Wansley Client: Southern Company Data: Wansley Landfill

Sanitas™ v.10.1.06 Software licensed to Groundwater Stats Consulting. UG

## Tukey's Outlier Screening

GWC-17

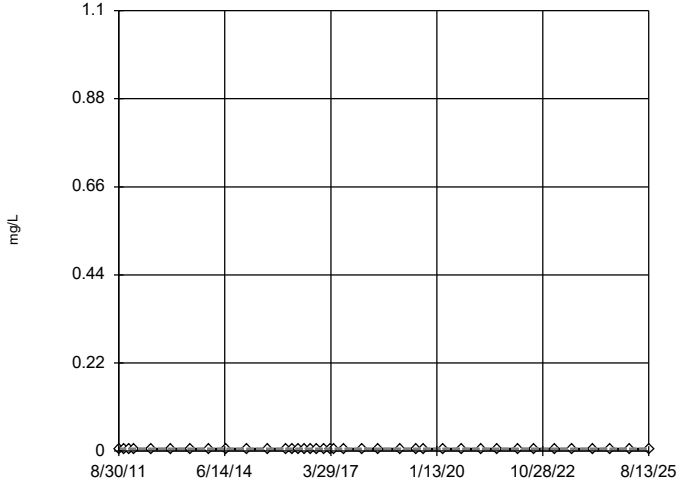


n = 38

No outliers found. Tukey's method selected by user.

All values are the same.

Constituent: Antimony Analysis Run 3/25/2026 1:15 PM View: Tukey's Outlier Test

Plant Wansley Client: Southern Company Data: Wansley Landfill

Sanitas™ v.10.1.06 Software licensed to Groundwater Stats Consulting. UG

## Tukey's Outlier Screening

GWC-18

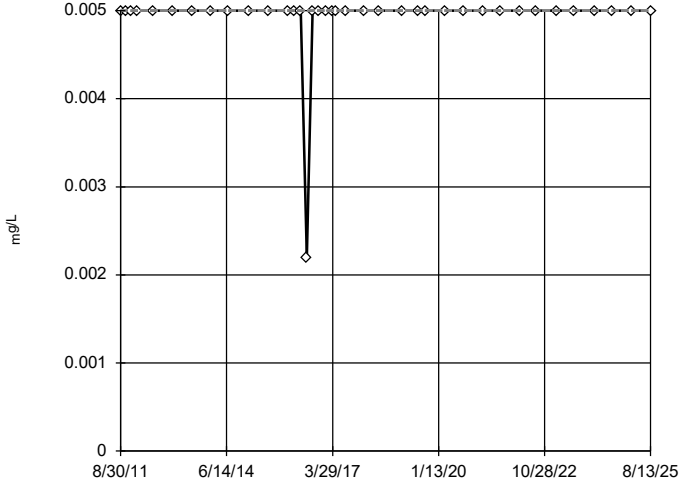


n = 38

No outliers found. Tukey's method selected by user.

Data were square root transformed to achieve best W statistic (graph shown in original units).

The results were invalidated, because the lower and upper quartiles are equal.

Constituent: Antimony Analysis Run 3/25/2026 1:15 PM View: Tukey's Outlier Test

Plant Wansley Client: Southern Company Data: Wansley Landfill

Sanitas™ v.10.1.06 Software licensed to Groundwater Stats Consulting. UG

## Tukey's Outlier Screening

GWC-19

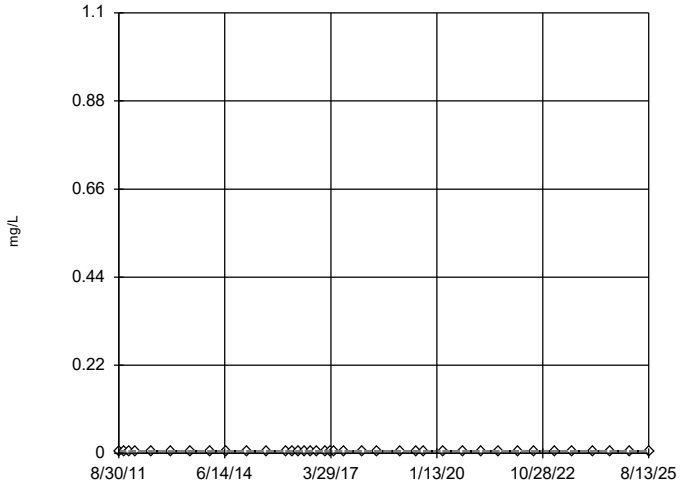


n = 38

No outliers found. Tukey's method selected by user.

All values are the same.

Constituent: Antimony Analysis Run 3/25/2026 1:15 PM View: Tukey's Outlier Test

Plant Wansley Client: Southern Company Data: Wansley Landfill

Sanitas™ v.10.1.06 Software licensed to Groundwater Stats Consulting. UG

## Tukey's Outlier Screening

GWC-20

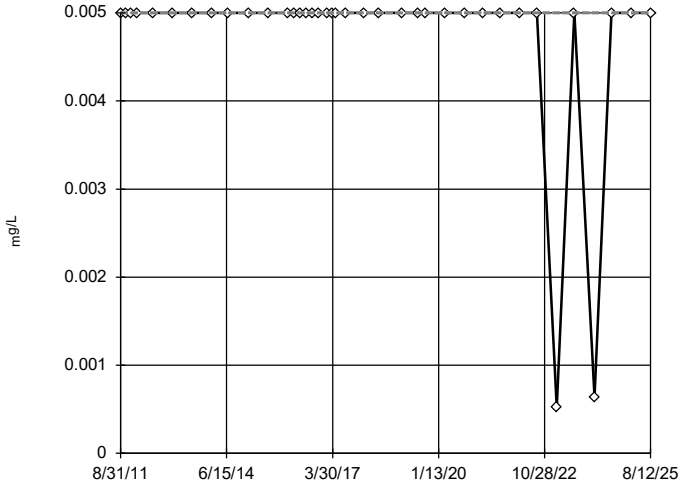


n = 38

No outliers found. Tukey's method selected by user.

Data were natural log transformed to achieve best W statistic (graph shown in original units).

The results were invalidated, because the lower and upper quartiles are equal.

Constituent: Antimony Analysis Run 3/25/2026 1:15 PM View: Tukey's Outlier Test

Plant Wansley Client: Southern Company Data: Wansley Landfill

Sanitas™ v.10.1.06 Software licensed to Groundwater Stats Consulting. UG

## Tukey's Outlier Screening

GWC-21

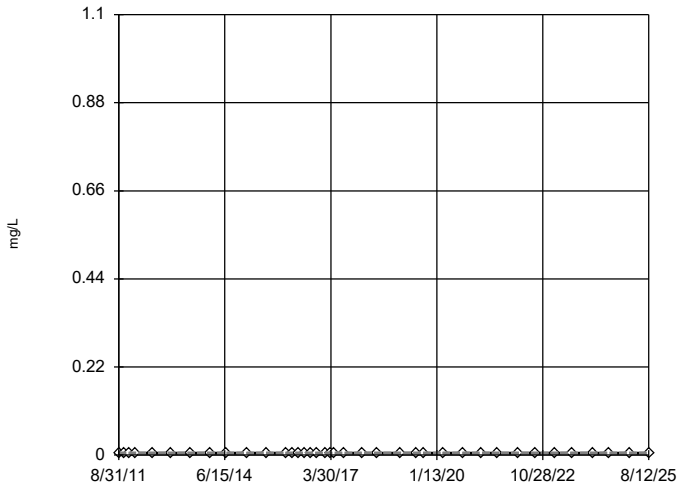


n = 38

No outliers found. Tukey's method selected by user.

All values are the same.

Constituent: Antimony Analysis Run 3/25/2026 1:15 PM View: Tukey's Outlier Test

Plant Wansley Client: Southern Company Data: Wansley Landfill

Sanitas™ v.10.1.06 Software licensed to Groundwater Stats Consulting. UG

## Tukey's Outlier Screening

GWC-22

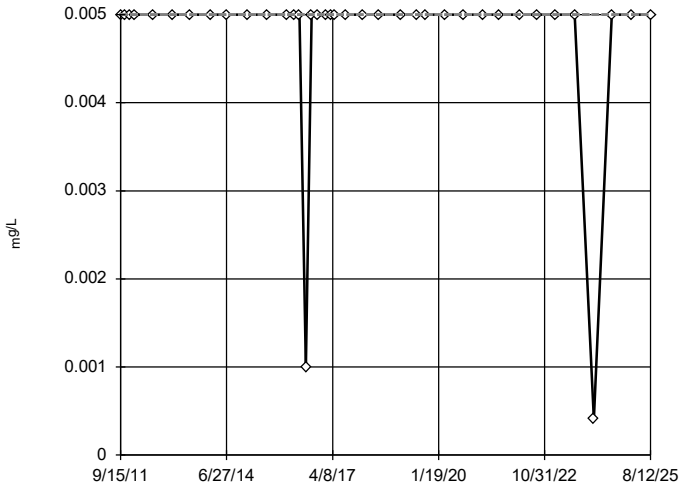


n = 38

No outliers found. Tukey's method selected by user.

Data were cube root transformed to achieve best W statistic (graph shown in original units).

The results were invalidated, because the lower and upper quartiles are equal.

Constituent: Antimony Analysis Run 3/25/2026 1:15 PM View: Tukey's Outlier Test

Plant Wansley Client: Southern Company Data: Wansley Landfill

Sanitas™ v.10.1.06 Software licensed to Groundwater Stats Consulting. UG

## Tukey's Outlier Screening

GWC-23

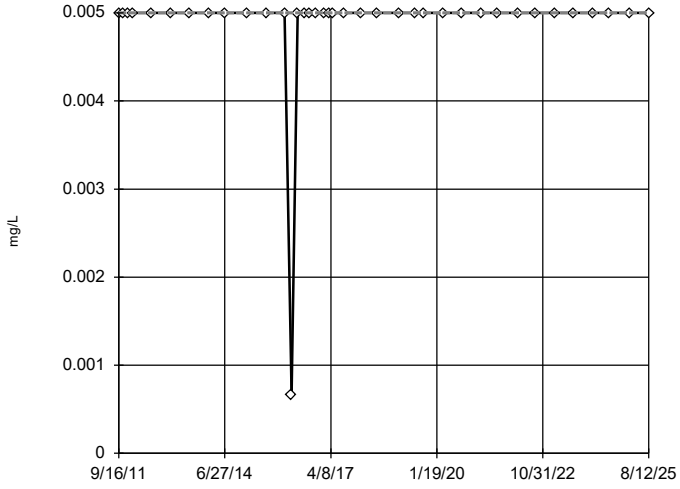


n = 38

No outliers found. Tukey's method selected by user.

Ladder of Powers transformations did not improve normality; analysis run on raw data.

The results were invalidated, because the lower and upper quartiles are equal.

Constituent: Antimony Analysis Run 3/25/2026 1:16 PM View: Tukey's Outlier Test

Plant Wansley Client: Southern Company Data: Wansley Landfill

Sanitas™ v.10.1.06 Software licensed to Groundwater Stats Consulting. UG

## Tukey's Outlier Screening

GWC-24

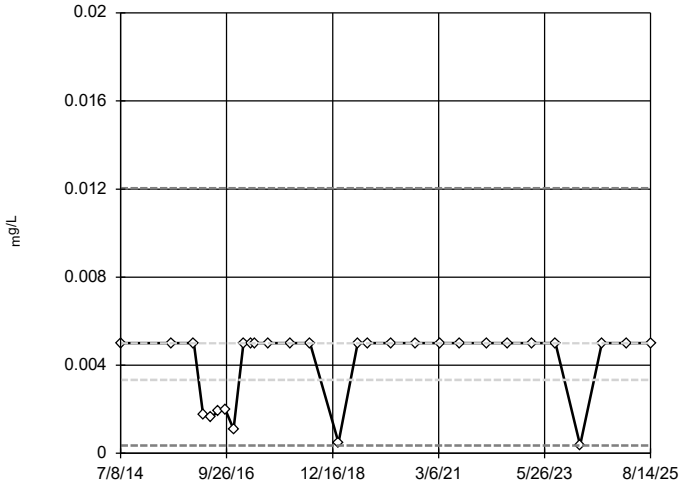


n = 29

No outliers found. Tukey's method selected by user.

Data were square root transformed to achieve best W statistic (graph shown in original units).

High cutoff = 0.01203, low cutoff = 0.0003509, based on IQR multiplier of 3.

Constituent: Antimony Analysis Run 3/25/2026 1:16 PM View: Tukey's Outlier Test

Plant Wansley Client: Southern Company Data: Wansley Landfill

Sanitas™ v.10.1.06 Software licensed to Groundwater Stats Consulting. UG

## Tukey's Outlier Screening

GWC-25

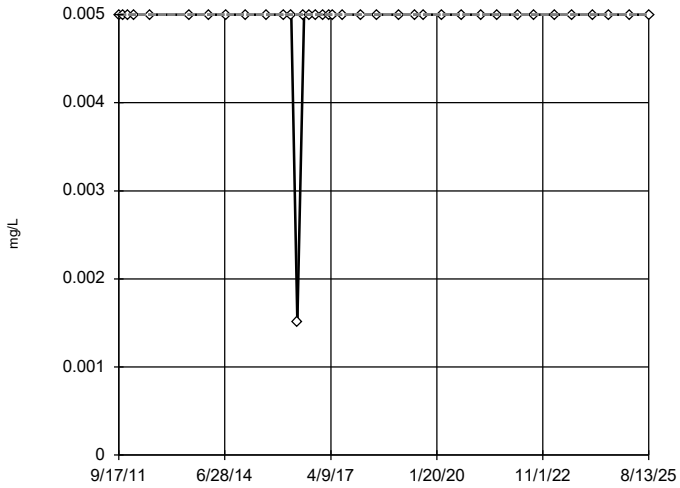


n = 37

No outliers found. Tukey's method selected by user.

Data were square transformed to achieve best W statistic (graph shown in original units).

The results were invalidated, because the lower and upper quartiles are equal.

Constituent: Antimony Analysis Run 3/25/2026 1:16 PM View: Tukey's Outlier Test

Plant Wansley Client: Southern Company Data: Wansley Landfill

Sanitas™ v.10.1.06 Software licensed to Groundwater Stats Consulting. UG

## Tukey's Outlier Screening

GWC-26

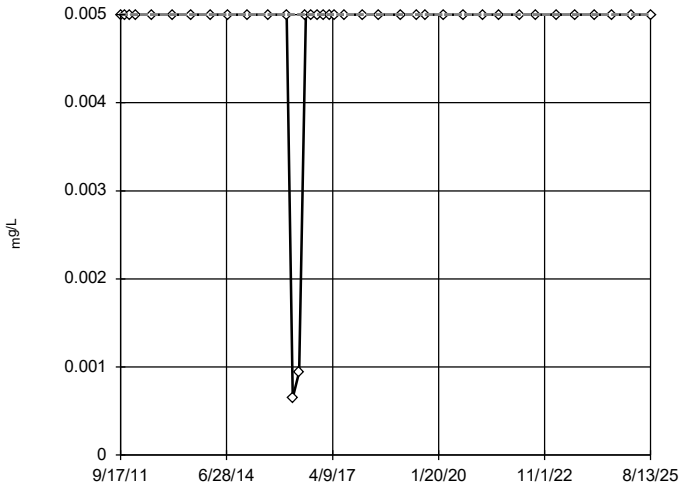


n = 38

No outliers found. Tukey's method selected by user.

Data were natural log transformed to achieve best W statistic (graph shown in original units).

The results were invalidated, because the lower and upper quartiles are equal.

Constituent: Antimony Analysis Run 3/25/2026 1:16 PM View: Tukey's Outlier Test

Plant Wansley Client: Southern Company Data: Wansley Landfill

Sanitas™ v.10.1.06 Software licensed to Groundwater Stats Consulting. UG

## Tukey's Outlier Screening

GWC-27

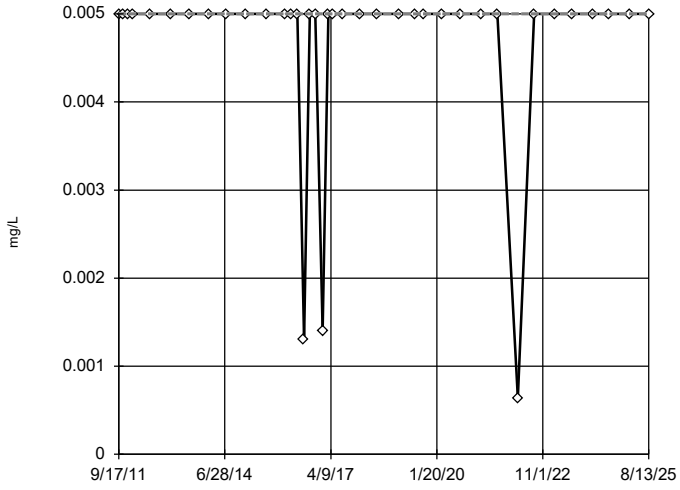


n = 38

No outliers found. Tukey's method selected by user.

Data were natural log transformed to achieve best W statistic (graph shown in original units).

The results were invalidated, because the lower and upper quartiles are equal.

Constituent: Antimony Analysis Run 3/25/2026 1:16 PM View: Tukey's Outlier Test

Plant Wansley Client: Southern Company Data: Wansley Landfill

Sanitas™ v.10.1.06 Software licensed to Groundwater Stats Consulting. UG

## Tukey's Outlier Screening

GWC-30

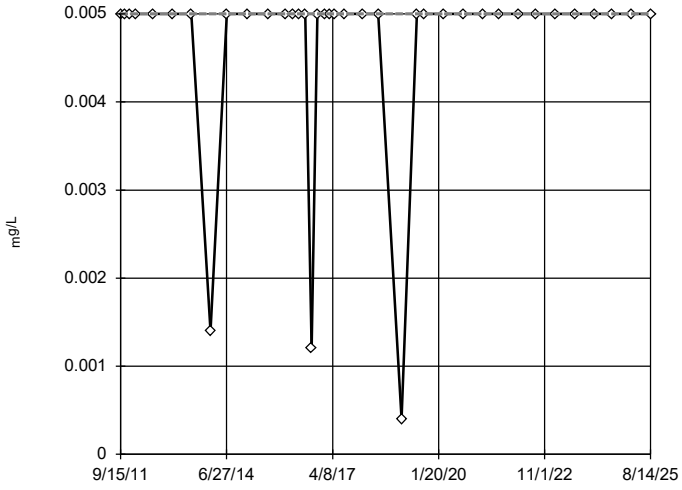


n = 38

No outliers found. Tukey's method selected by user.

Data were square root transformed to achieve best W statistic (graph shown in original units).

The results were invalidated, because the lower and upper quartiles are equal.

Constituent: Antimony Analysis Run 3/25/2026 1:16 PM View: Tukey's Outlier Test

Plant Wansley Client: Southern Company Data: Wansley Landfill

Sanitas™ v.10.1.06 Software licensed to Groundwater Stats Consulting. UG

## Tukey's Outlier Screening

GWC-31

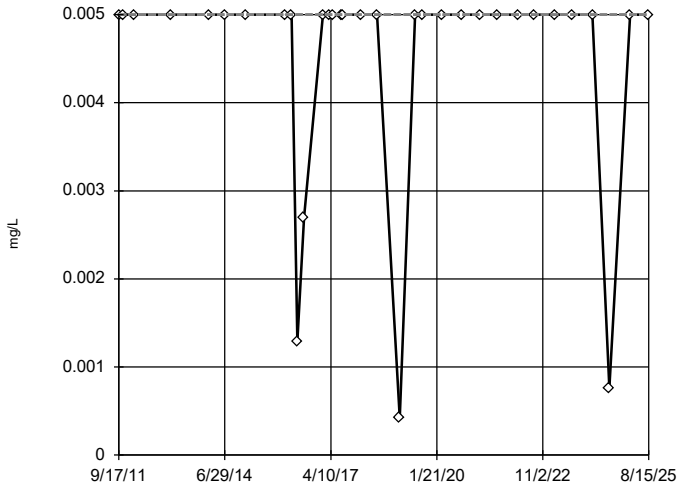


n = 33

No outliers found. Tukey's method selected by user.

Ladder of Powers transformations did not improve normality; analysis run on raw data.

The results were invalidated, because the lower and upper quartiles are equal.

Constituent: Antimony Analysis Run 3/25/2026 1:16 PM View: Tukey's Outlier Test

Plant Wansley Client: Southern Company Data: Wansley Landfill

Sanitas™ v.10.1.06 Software licensed to Groundwater Stats Consulting. UG

## Tukey's Outlier Screening

GWC-32

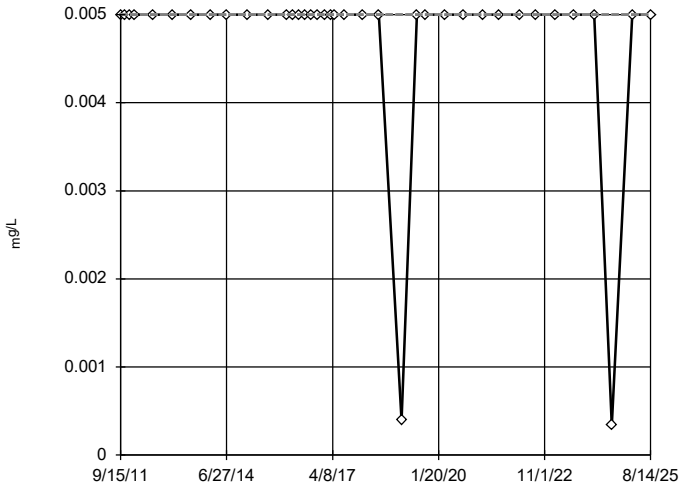


n = 38

No outliers found. Tukey's method selected by user.

Data were natural log transformed to achieve best W statistic (graph shown in original units).

The results were invalidated, because the lower and upper quartiles are equal.

Constituent: Antimony Analysis Run 3/25/2026 1:16 PM View: Tukey's Outlier Test

Plant Wansley Client: Southern Company Data: Wansley Landfill

Sanitas™ v.10.1.06 Software licensed to Groundwater Stats Consulting. UG

## Tukey's Outlier Screening

GWC-33

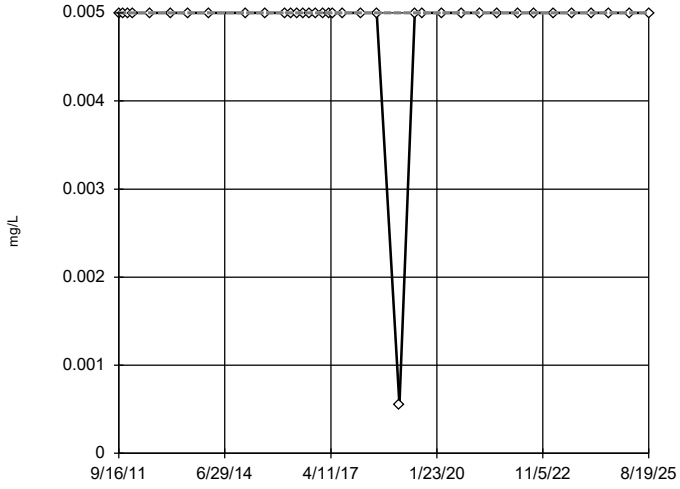


n = 37

No outliers found. Tukey's method selected by user.

Data were natural log transformed to achieve best W statistic (graph shown in original units).

The results were invalidated, because the lower and upper quartiles are equal.

Constituent: Antimony Analysis Run 3/25/2026 1:16 PM View: Tukey's Outlier Test

Plant Wansley Client: Southern Company Data: Wansley Landfill

Sanitas™ v.10.1.06 Software licensed to Groundwater Stats Consulting. UG

## Tukey's Outlier Screening

GWC-34

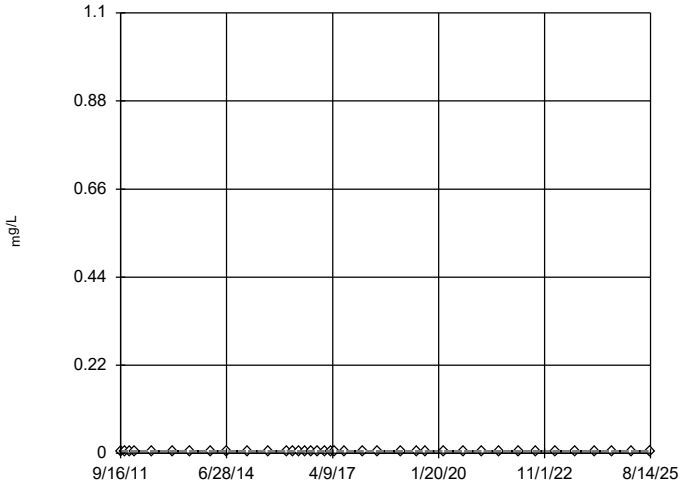


n = 38

No outliers found. Tukey's method selected by user.

All values are the same.

Constituent: Antimony Analysis Run 3/25/2026 1:16 PM View: Tukey's Outlier Test

Plant Wansley Client: Southern Company Data: Wansley Landfill

Sanitas™ v.10.1.06 Software licensed to Groundwater Stats Consulting. UG

## Tukey's Outlier Screening

GWC-35

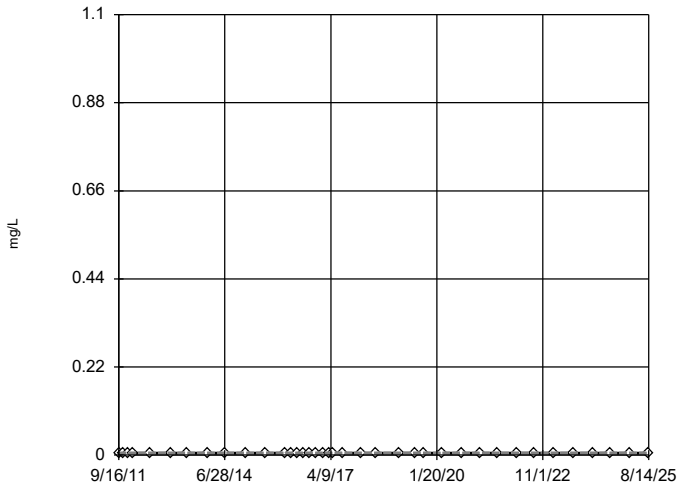


n = 38

No outliers found. Tukey's method selected by user.

All values are the same.

Constituent: Antimony Analysis Run 3/25/2026 1:16 PM View: Tukey's Outlier Test

Plant Wansley Client: Southern Company Data: Wansley Landfill

Sanitas™ v.10.1.06 Software licensed to Groundwater Stats Consulting. UG

## Tukey's Outlier Screening

GWA-1 (bg)

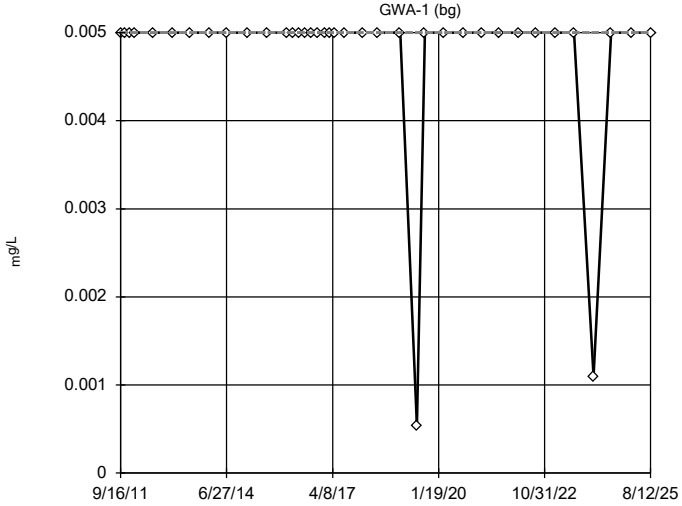


n = 38

No outliers found. Tukey's method selected by user.

Data were natural log transformed to achieve best W statistic (graph shown in original units).

The results were invalidated, because the lower and upper quartiles are equal.

Constituent: Arsenic Analysis Run 3/25/2026 1:16 PM View: Tukey's Outlier Test

Plant Wansley Client: Southern Company Data: Wansley Landfill

Sanitas™ v.10.1.06 Software licensed to Groundwater Stats Consulting. UG

## Tukey's Outlier Screening

GWA-2 (bg)

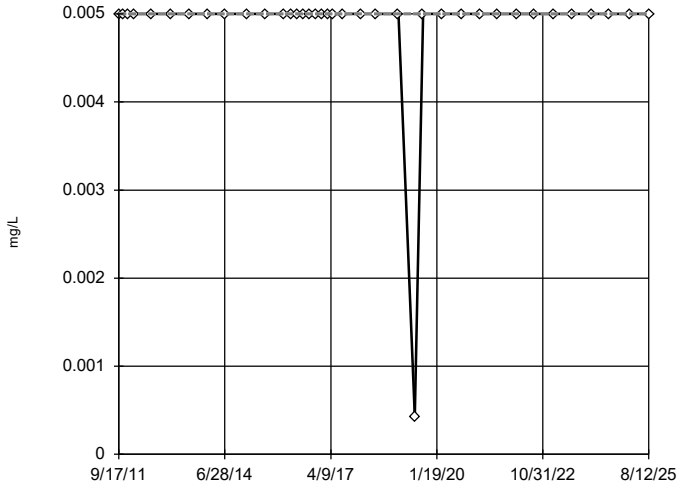


n = 38

No outliers found. Tukey's method selected by user.

Data were square transformed to achieve best W statistic (graph shown in original units).

The results were invalidated, because the lower and upper quartiles are equal.

Constituent: Arsenic Analysis Run 3/25/2026 1:16 PM View: Tukey's Outlier Test

Plant Wansley Client: Southern Company Data: Wansley Landfill

Sanitas™ v.10.1.06 Software licensed to Groundwater Stats Consulting. UG

## Tukey's Outlier Screening

GWA-3 (bg)

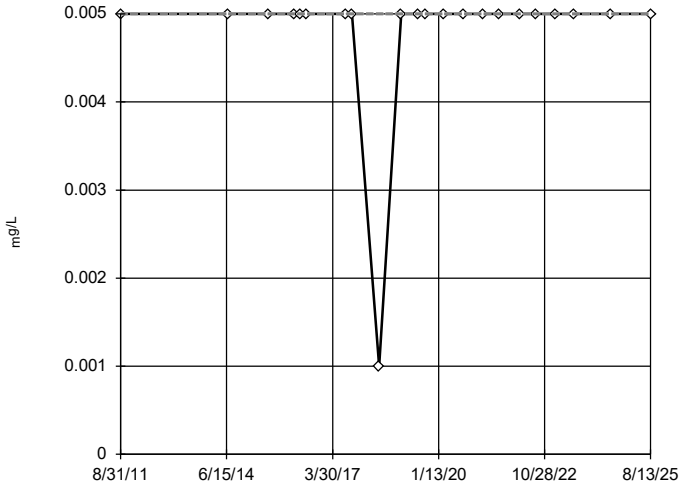


n = 22

No outliers found. Tukey's method selected by user.

Ladder of Powers transformations did not improve normality; analysis run on raw data.

The results were invalidated, because the lower and upper quartiles are equal.

Constituent: Arsenic Analysis Run 3/25/2026 1:16 PM View: Tukey's Outlier Test

Plant Wansley Client: Southern Company Data: Wansley Landfill

Sanitas™ v.10.1.06 Software licensed to Groundwater Stats Consulting. UG

## Tukey's Outlier Screening

GWA-4 (bg)

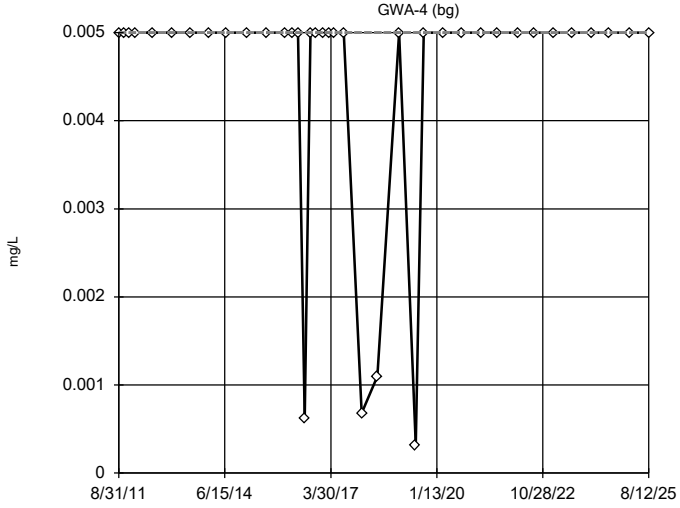


n = 38

No outliers found. Tukey's method selected by user.

Data were natural log transformed to achieve best W statistic (graph shown in original units).

The results were invalidated, because the lower and upper quartiles are equal.

Constituent: Arsenic Analysis Run 3/25/2026 1:16 PM View: Tukey's Outlier Test

Plant Wansley Client: Southern Company Data: Wansley Landfill

Sanitas™ v.10.1.06 Software licensed to Groundwater Stats Consulting. UG

## Tukey's Outlier Screening

GWA-28 (bg)

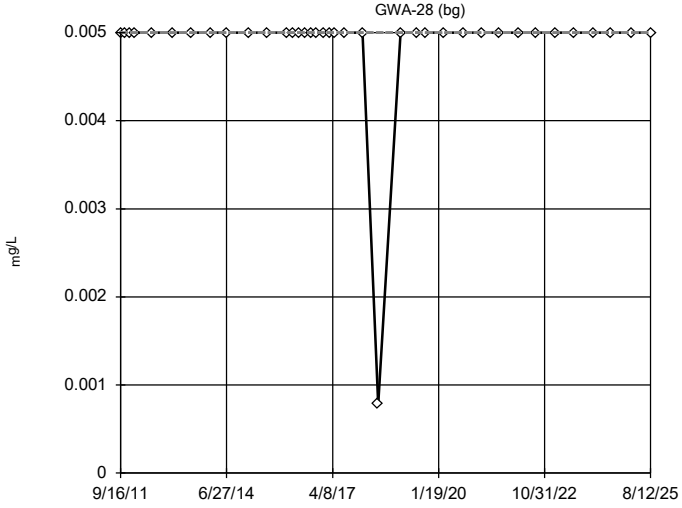


n = 38

No outliers found. Tukey's method selected by user.

Data were cube root transformed to achieve best W statistic (graph shown in original units).

The results were invalidated, because the lower and upper quartiles are equal.

Constituent: Arsenic Analysis Run 3/25/2026 1:16 PM View: Tukey's Outlier Test

Plant Wansley Client: Southern Company Data: Wansley Landfill

Sanitas™ v.10.1.06 Software licensed to Groundwater Stats Consulting. UG

## Tukey's Outlier Screening

GWA-29 (bg)

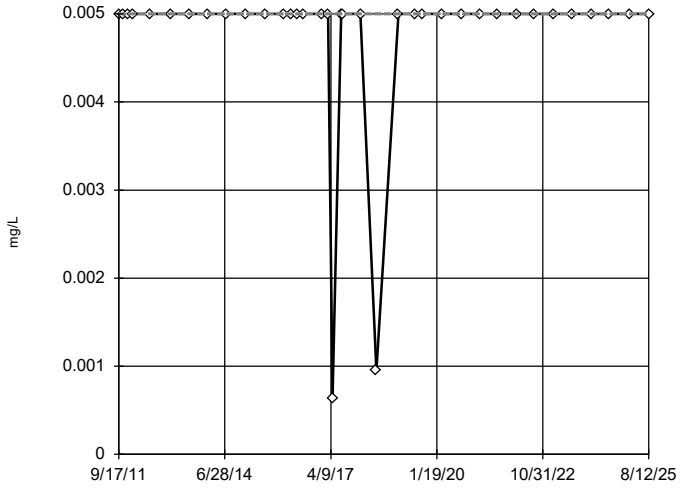


n = 37

No outliers found. Tukey's method selected by user.

Data were natural log transformed to achieve best W statistic (graph shown in original units).

The results were invalidated, because the lower and upper quartiles are equal.

Constituent: Arsenic Analysis Run 3/25/2026 1:16 PM View: Tukey's Outlier Test

Plant Wansley Client: Southern Company Data: Wansley Landfill

Sanitas™ v.10.1.06 Software licensed to Groundwater Stats Consulting. UG

## Tukey's Outlier Screening

GWC-5

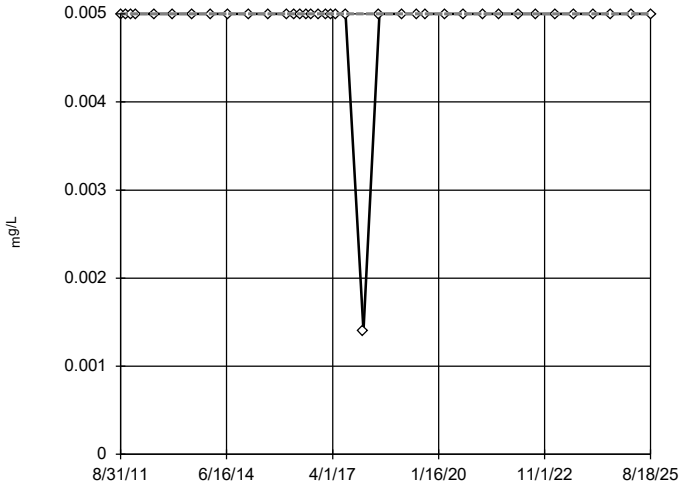


n = 38

No outliers found. Tukey's method selected by user.

Data were x^6 transformed to achieve best W statistic (graph shown in original units).

The results were invalidated, because the lower and upper quartiles are equal.

Constituent: Arsenic Analysis Run 3/25/2026 1:16 PM View: Tukey's Outlier Test

Plant Wansley Client: Southern Company Data: Wansley Landfill

Sanitas™ v.10.1.06 Software licensed to Groundwater Stats Consulting. UG

## Tukey's Outlier Screening

GWC-6

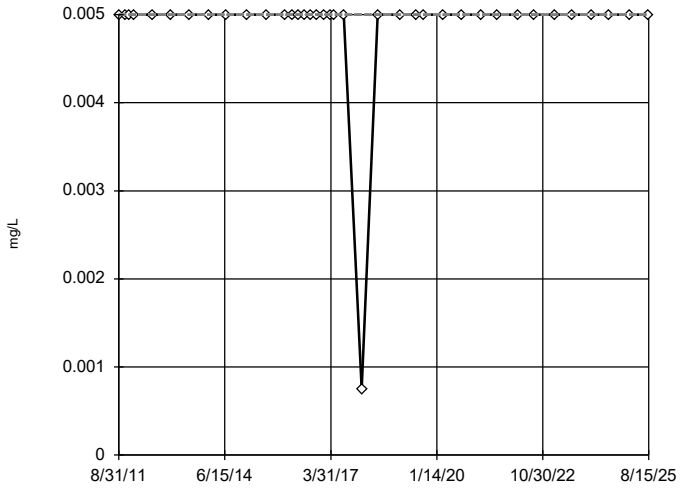


n = 38

No outliers found. Tukey's method selected by user.

Data were natural log transformed to achieve best W statistic (graph shown in original units).

The results were invalidated, because the lower and upper quartiles are equal.

Constituent: Arsenic Analysis Run 3/25/2026 1:16 PM View: Tukey's Outlier Test

Plant Wansley Client: Southern Company Data: Wansley Landfill

Sanitas™ v.10.1.06 Software licensed to Groundwater Stats Consulting. UG

## Tukey's Outlier Screening

GWC-7

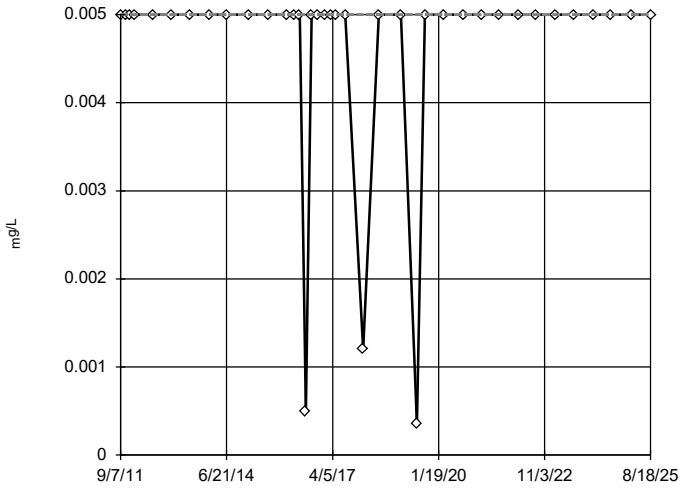


n = 38

No outliers found. Tukey's method selected by user.

Data were cube root transformed to achieve best W statistic (graph shown in original units).

The results were invalidated, because the lower and upper quartiles are equal.

Constituent: Arsenic Analysis Run 3/25/2026 1:16 PM View: Tukey's Outlier Test

Plant Wansley Client: Southern Company Data: Wansley Landfill

Sanitas™ v.10.1.06 Software licensed to Groundwater Stats Consulting. UG

## Tukey's Outlier Screening

GWC-8

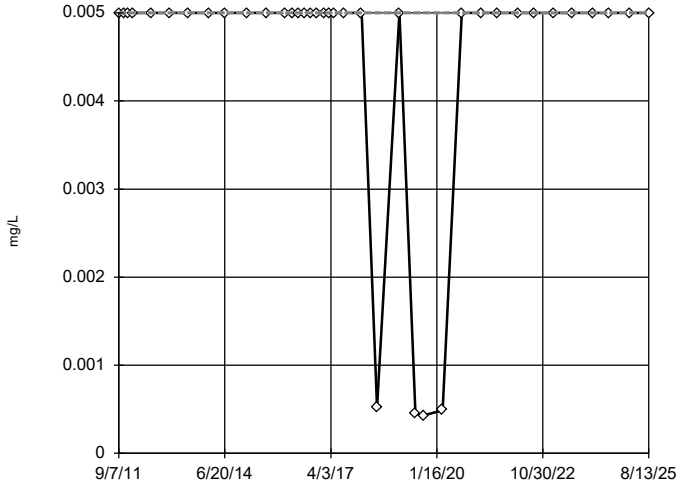


n = 38

No outliers found. Tukey's method selected by user.

Data were natural log transformed to achieve best W statistic (graph shown in original units).

The results were invalidated, because the lower and upper quartiles are equal.

Constituent: Arsenic Analysis Run 3/25/2026 1:16 PM View: Tukey's Outlier Test

Plant Wansley Client: Southern Company Data: Wansley Landfill

Sanitas™ v.10.1.06 Software licensed to Groundwater Stats Consulting. UG

## Tukey's Outlier Screening

GWC-9

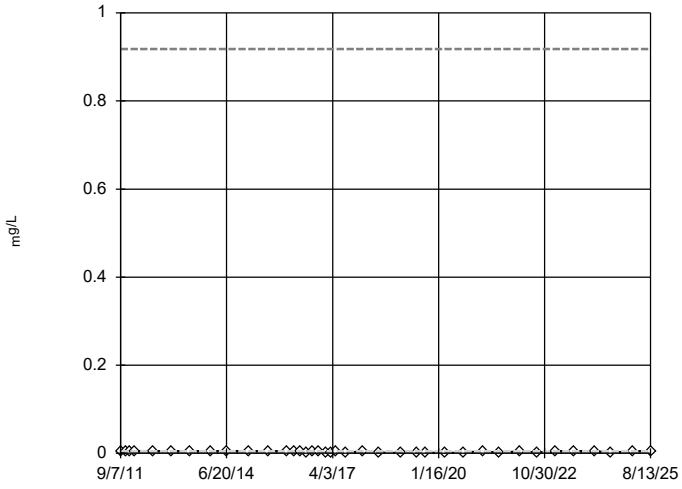


n = 38

No outliers found. Tukey's method selected by user.

Data were natural log transformed to achieve best W statistic (graph shown in original units).

High cutoff = 0.9178, low cutoff = 0.000004793, based on IQR multiplier of 3.

Constituent: Arsenic Analysis Run 3/25/2026 1:16 PM View: Tukey's Outlier Test

Plant Wansley Client: Southern Company Data: Wansley Landfill

Sanitas™ v.10.1.06 Software licensed to Groundwater Stats Consulting. UG

## Tukey's Outlier Screening

GWC-10

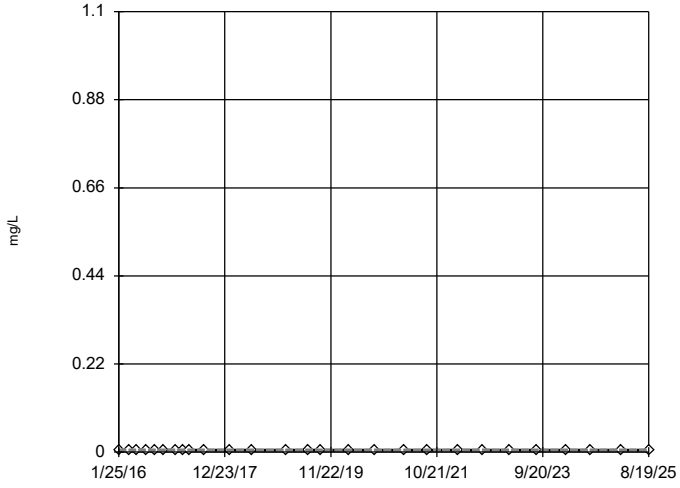


n = 27

No outliers found. Tukey's method selected by user.

All values are the same.

Constituent: Arsenic Analysis Run 3/25/2026 1:16 PM View: Tukey's Outlier Test

Plant Wansley Client: Southern Company Data: Wansley Landfill

Sanitas™ v.10.1.06 Software licensed to Groundwater Stats Consulting. UG

## Tukey's Outlier Screening

GWC-11

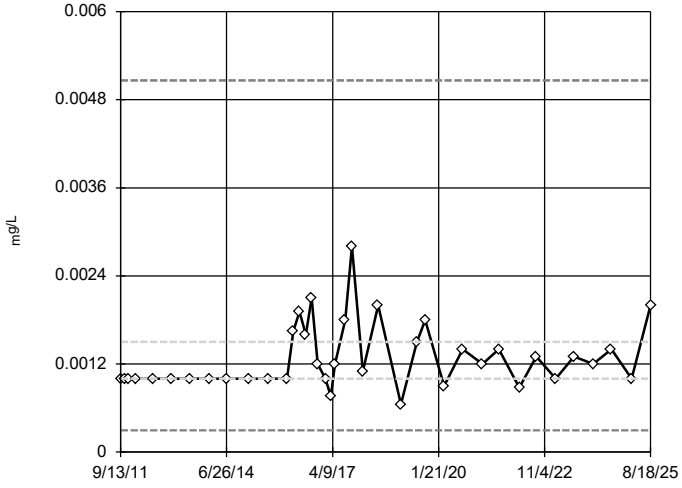


n = 39

No outliers found. Tukey's method selected by user.

Data were natural log transformed to achieve best W statistic (graph shown in original units).

High cutoff = 0.005062, low cutoff = 0.0002963, based on IQR multiplier of 3.

Constituent: Arsenic Analysis Run 3/25/2026 1:16 PM View: Tukey's Outlier Test

Plant Wansley Client: Southern Company Data: Wansley Landfill

Sanitas™ v.10.1.06 Software licensed to Groundwater Stats Consulting. UG

## Tukey's Outlier Screening

GWC-12

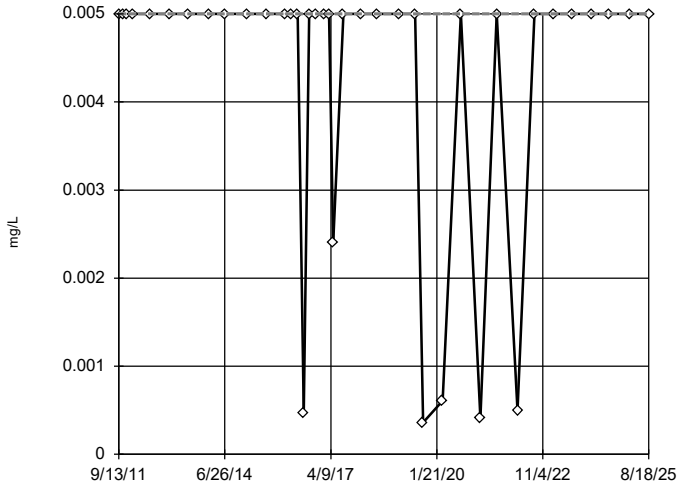


n = 38

No outliers found. Tukey's method selected by user.

Ladder of Powers transformations did not improve normality; analysis run on raw data.

The results were invalidated, because the lower and upper quartiles are equal.

Constituent: Arsenic Analysis Run 3/25/2026 1:16 PM View: Tukey's Outlier Test

Plant Wansley Client: Southern Company Data: Wansley Landfill

Sanitas™ v.10.1.06 Software licensed to Groundwater Stats Consulting. UG

## Tukey's Outlier Screening

GWC-13

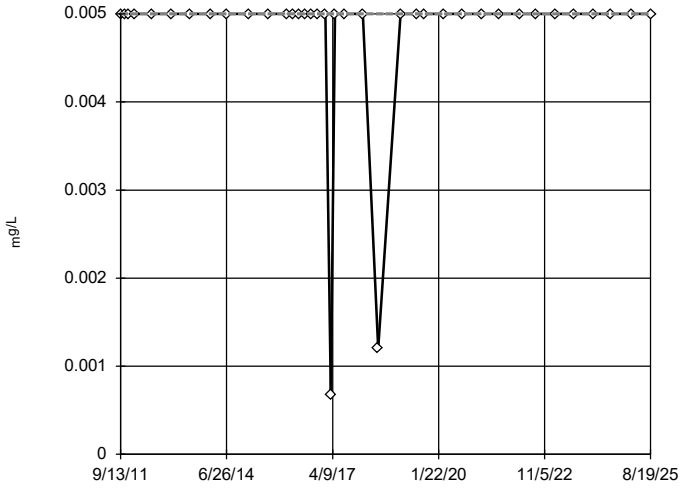


n = 38

No outliers found. Tukey's method selected by user.

Data were natural log transformed to achieve best W statistic (graph shown in original units).

The results were invalidated, because the lower and upper quartiles are equal.

Constituent: Arsenic Analysis Run 3/25/2026 1:16 PM View: Tukey's Outlier Test

Plant Wansley Client: Southern Company Data: Wansley Landfill

Sanitas™ v.10.1.06 Software licensed to Groundwater Stats Consulting. UG

## Tukey's Outlier Screening

GWC-14

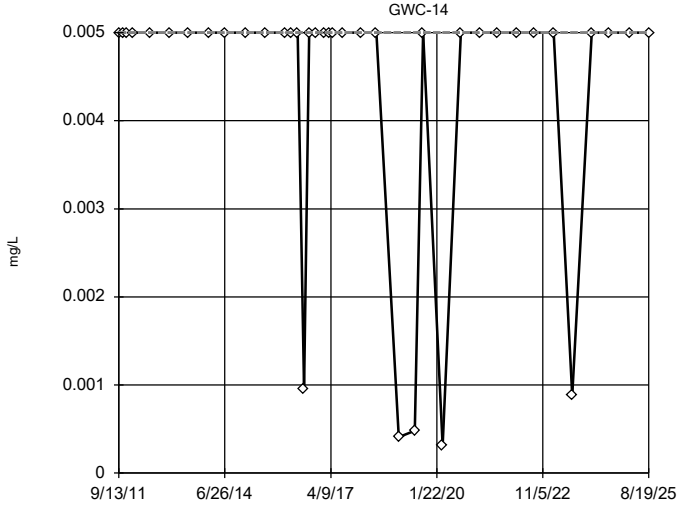


n = 38

No outliers found. Tukey's method selected by user.

Data were natural log transformed to achieve best W statistic (graph shown in original units).

The results were invalidated, because the lower and upper quartiles are equal.

Constituent: Arsenic Analysis Run 3/25/2026 1:16 PM View: Tukey's Outlier Test

Plant Wansley Client: Southern Company Data: Wansley Landfill

Sanitas™ v.10.1.06 Software licensed to Groundwater Stats Consulting. UG

## Tukey's Outlier Screening

GWC-15

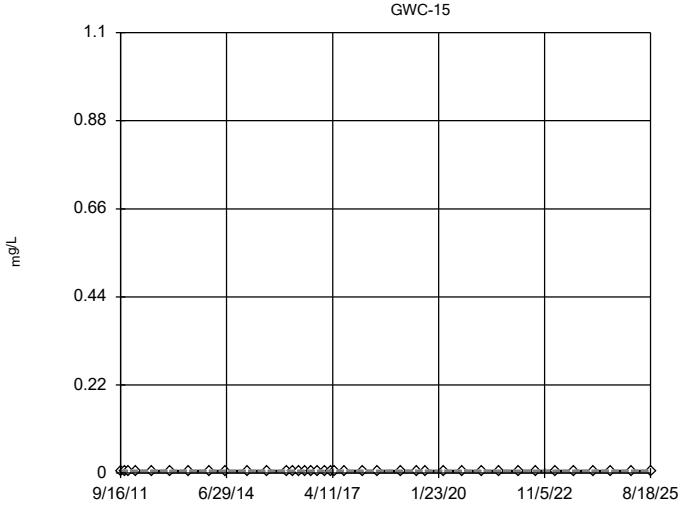


n = 38

No outliers found. Tukey's method selected by user.

All values are the same.

Constituent: Arsenic Analysis Run 3/25/2026 1:16 PM View: Tukey's Outlier Test

Plant Wansley Client: Southern Company Data: Wansley Landfill

Sanitas™ v.10.1.06 Software licensed to Groundwater Stats Consulting. UG

## Tukey's Outlier Screening

GWC-16

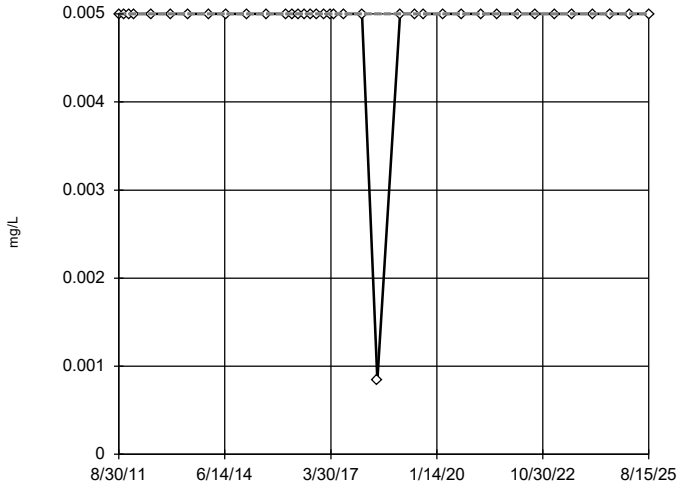


n = 38

No outliers found. Tukey's method selected by user.

Data were x^5 transformed to achieve best W statistic (graph shown in original units).

The results were invalidated, because the lower and upper quartiles are equal.

Constituent: Arsenic Analysis Run 3/25/2026 1:16 PM View: Tukey's Outlier Test

Plant Wansley Client: Southern Company Data: Wansley Landfill

Sanitas™ v.10.1.06 Software licensed to Groundwater Stats Consulting. UG

## Tukey's Outlier Screening

GWC-17

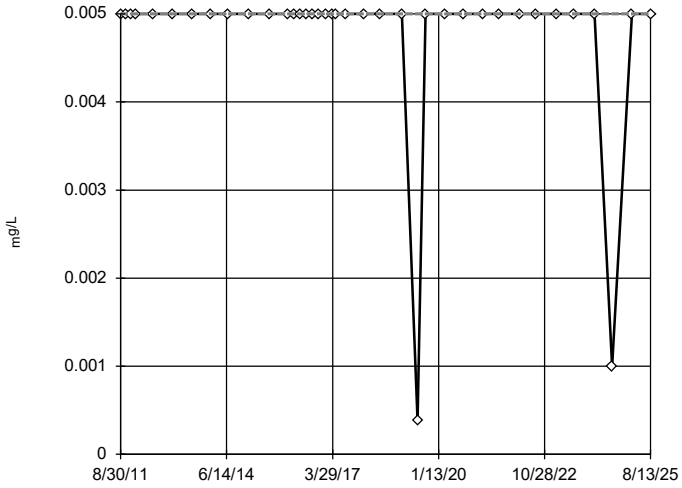


n = 38

No outliers found. Tukey's method selected by user.

Data were cube root transformed to achieve best W statistic (graph shown in original units).

The results were invalidated, because the lower and upper quartiles are equal.

Constituent: Arsenic Analysis Run 3/25/2026 1:16 PM View: Tukey's Outlier Test

Plant Wansley Client: Southern Company Data: Wansley Landfill

Sanitas™ v.10.1.06 Software licensed to Groundwater Stats Consulting. UG

## Tukey's Outlier Screening

GWC-18

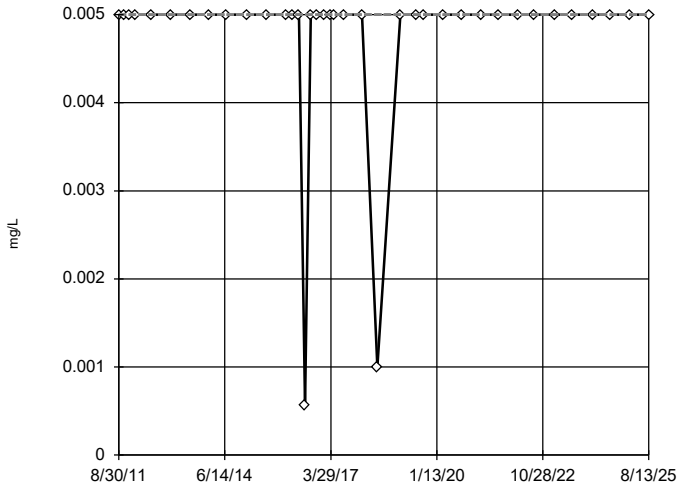


n = 38

No outliers found. Tukey's method selected by user.

Data were natural log transformed to achieve best W statistic (graph shown in original units).

The results were invalidated, because the lower and upper quartiles are equal.

Constituent: Arsenic Analysis Run 3/25/2026 1:16 PM View: Tukey's Outlier Test

Plant Wansley Client: Southern Company Data: Wansley Landfill

Sanitas™ v.10.1.06 Software licensed to Groundwater Stats Consulting. UG

## Tukey's Outlier Screening

GWC-19

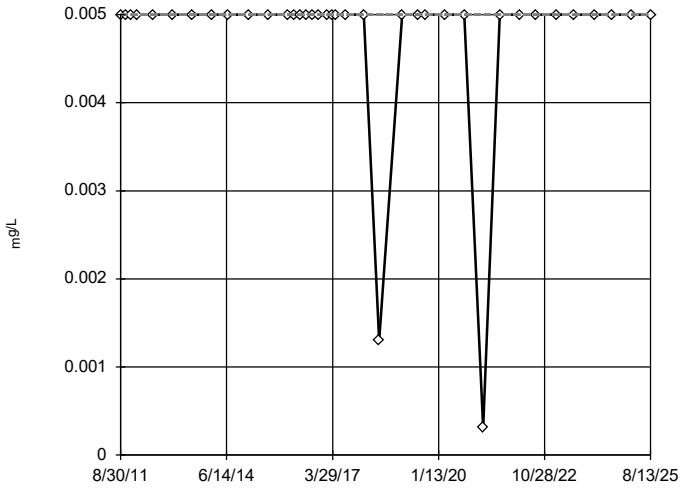


n = 38

No outliers found. Tukey's method selected by user.

Data were square root transformed to achieve best W statistic (graph shown in original units).

The results were invalidated, because the lower and upper quartiles are equal.

Constituent: Arsenic Analysis Run 3/25/2026 1:16 PM View: Tukey's Outlier Test

Plant Wansley Client: Southern Company Data: Wansley Landfill

Sanitas™ v.10.1.06 Software licensed to Groundwater Stats Consulting. UG

## Tukey's Outlier Screening

GWC-20

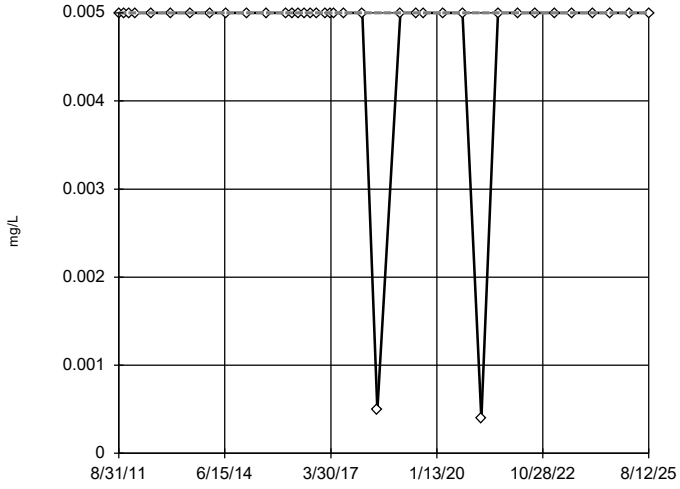


n = 38

No outliers found. Tukey's method selected by user.

Data were natural log transformed to achieve best W statistic (graph shown in original units).

The results were invalidated, because the lower and upper quartiles are equal.

Constituent: Arsenic Analysis Run 3/25/2026 1:16 PM View: Tukey's Outlier Test

Plant Wansley Client: Southern Company Data: Wansley Landfill

Sanitas™ v.10.1.06 Software licensed to Groundwater Stats Consulting. UG

## Tukey's Outlier Screening

GWC-21

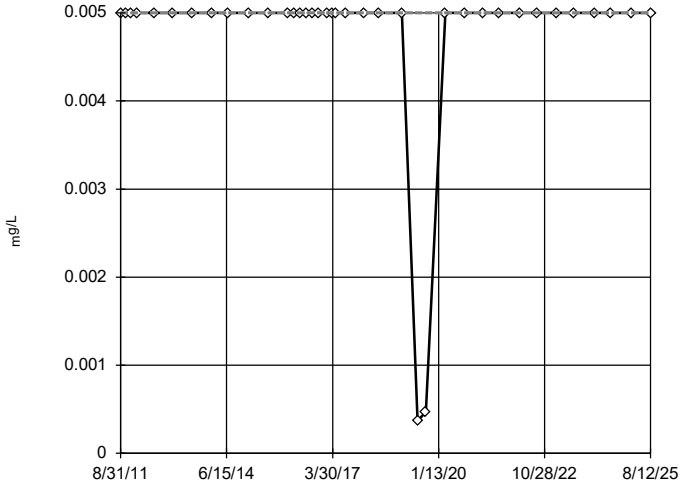


n = 38

No outliers found. Tukey's method selected by user.

Data were natural log transformed to achieve best W statistic (graph shown in original units).

The results were invalidated, because the lower and upper quartiles are equal.

Constituent: Arsenic Analysis Run 3/25/2026 1:16 PM View: Tukey's Outlier Test

Plant Wansley Client: Southern Company Data: Wansley Landfill

Sanitas™ v.10.1.06 Software licensed to Groundwater Stats Consulting. UG

## Tukey's Outlier Screening

GWC-22

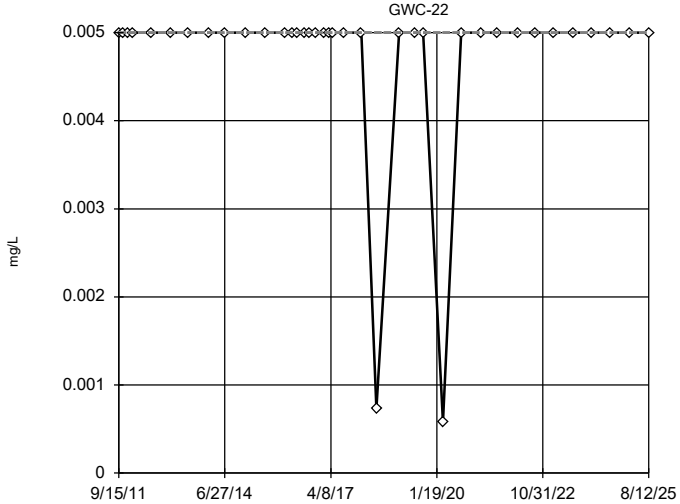


n = 38

No outliers found. Tukey's method selected by user.

Data were natural log transformed to achieve best W statistic (graph shown in original units).

The results were invalidated, because the lower and upper quartiles are equal.

Constituent: Arsenic Analysis Run 3/25/2026 1:16 PM View: Tukey's Outlier Test

Plant Wansley Client: Southern Company Data: Wansley Landfill

Sanitas™ v.10.1.06 Software licensed to Groundwater Stats Consulting. UG

## Tukey's Outlier Screening

GWC-23

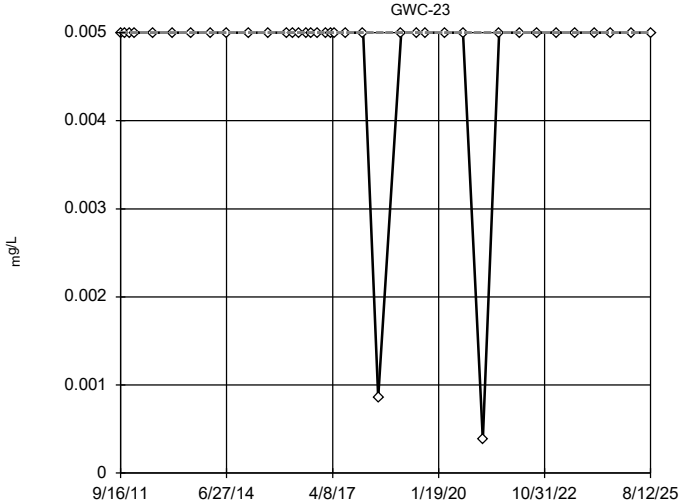


n = 38

No outliers found. Tukey's method selected by user.

Data were natural log transformed to achieve best W statistic (graph shown in original units).

The results were invalidated, because the lower and upper quartiles are equal.

Constituent: Arsenic Analysis Run 3/25/2026 1:16 PM View: Tukey's Outlier Test

Plant Wansley Client: Southern Company Data: Wansley Landfill

Sanitas™ v.10.1.06 Software licensed to Groundwater Stats Consulting. UG

## Tukey's Outlier Screening

GWC-24

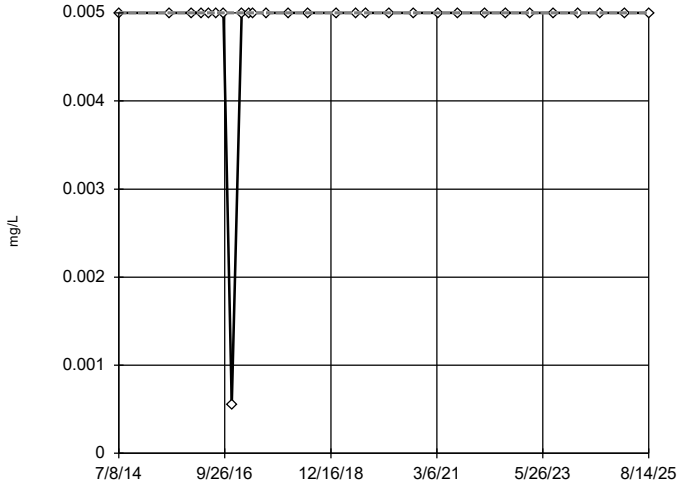


n = 29

No outliers found. Tukey's method selected by user.

Data were square transformed to achieve best W statistic (graph shown in original units).

The results were invalidated, because the lower and upper quartiles are equal.

Constituent: Arsenic Analysis Run 3/25/2026 1:16 PM View: Tukey's Outlier Test

Plant Wansley Client: Southern Company Data: Wansley Landfill

Sanitas™ v.10.1.06 Software licensed to Groundwater Stats Consulting. UG

## Tukey's Outlier Screening

GWC-25

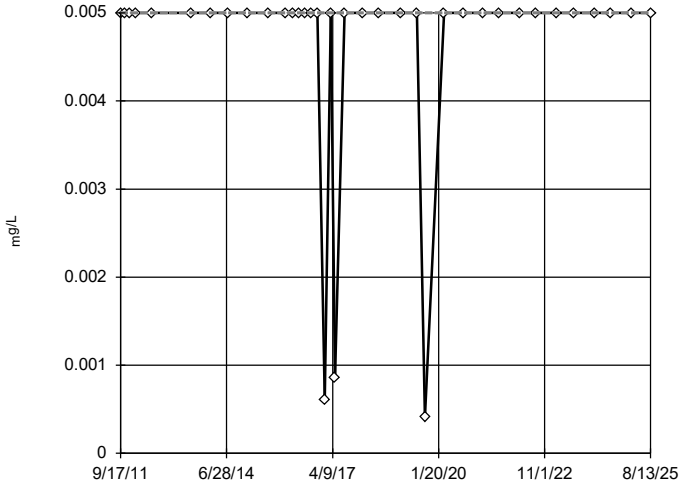


n = 37

No outliers found. Tukey's method selected by user.

Data were natural log transformed to achieve best W statistic (graph shown in original units).

The results were invalidated, because the lower and upper quartiles are equal.

Constituent: Arsenic Analysis Run 3/25/2026 1:16 PM View: Tukey's Outlier Test

Plant Wansley Client: Southern Company Data: Wansley Landfill

Sanitas™ v.10.1.06 Software licensed to Groundwater Stats Consulting. UG

## Tukey's Outlier Screening

GWC-26

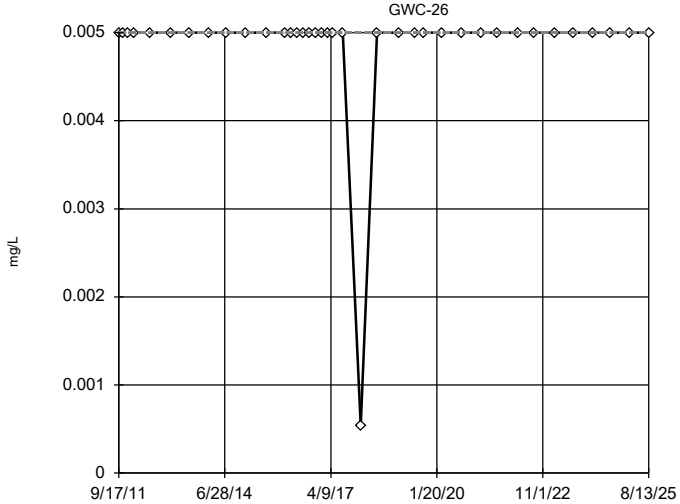


n = 38

No outliers found. Tukey's method selected by user.

Data were square root transformed to achieve best W statistic (graph shown in original units).

The results were invalidated, because the lower and upper quartiles are equal.

Constituent: Arsenic Analysis Run 3/25/2026 1:16 PM View: Tukey's Outlier Test

Plant Wansley Client: Southern Company Data: Wansley Landfill

Sanitas™ v.10.1.06 Software licensed to Groundwater Stats Consulting. UG

## Tukey's Outlier Screening

GWC-27

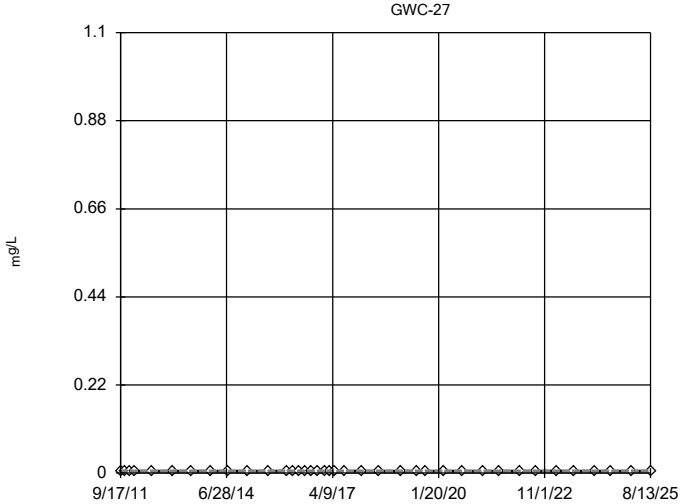


n = 38

No outliers found. Tukey's method selected by user.

All values are the same.

Constituent: Arsenic Analysis Run 3/25/2026 1:16 PM View: Tukey's Outlier Test

Plant Wansley Client: Southern Company Data: Wansley Landfill

Sanitas™ v.10.1.06 Software licensed to Groundwater Stats Consulting. UG

## Tukey's Outlier Screening

GWC-30

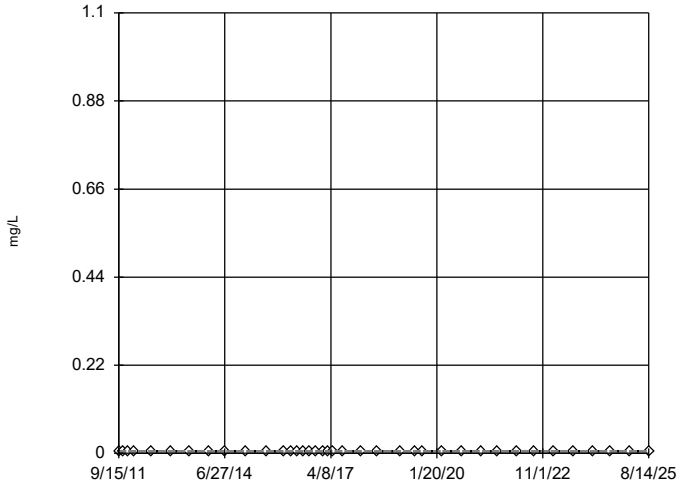


n = 38

No outliers found. Tukey's method selected by user.

All values are the same.

Constituent: Arsenic Analysis Run 3/25/2026 1:16 PM View: Tukey's Outlier Test

Plant Wansley Client: Southern Company Data: Wansley Landfill

Sanitas™ v.10.1.06 Software licensed to Groundwater Stats Consulting. UG

## Tukey's Outlier Screening

GWC-31

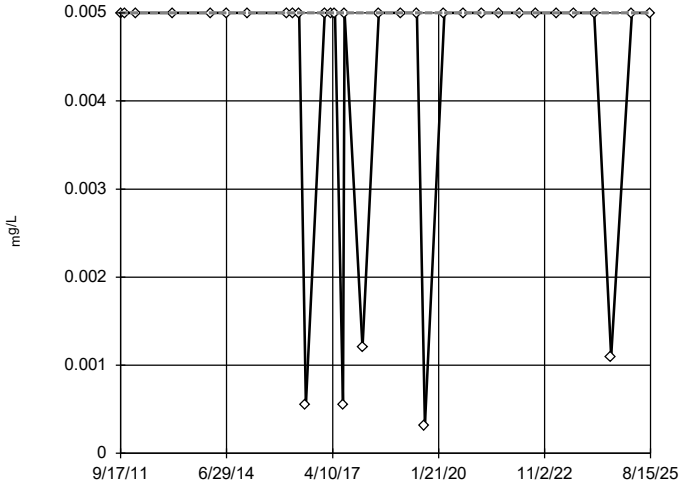


n = 33

No outliers found. Tukey's method selected by user.

Data were natural log transformed to achieve best W statistic (graph shown in original units).

The results were invalidated, because the lower and upper quartiles are equal.

Constituent: Arsenic Analysis Run 3/25/2026 1:16 PM View: Tukey's Outlier Test

Plant Wansley Client: Southern Company Data: Wansley Landfill

Sanitas™ v.10.1.06 Software licensed to Groundwater Stats Consulting. UG

## Tukey's Outlier Screening

GWC-32

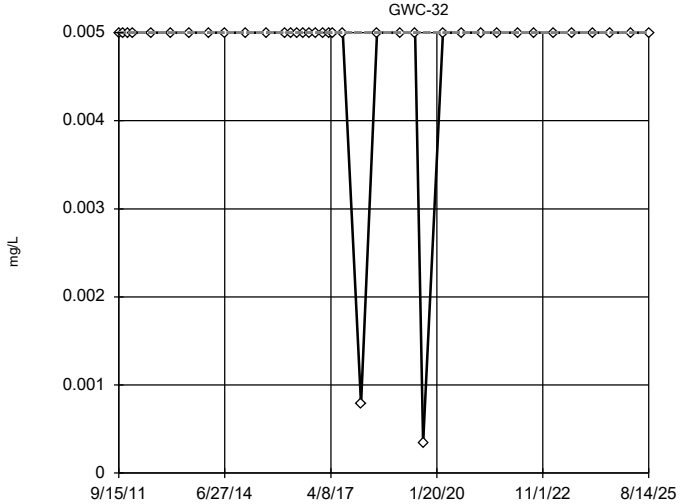


n = 38

No outliers found. Tukey's method selected by user.

Data were natural log transformed to achieve best W statistic (graph shown in original units).

The results were invalidated, because the lower and upper quartiles are equal.

Constituent: Arsenic Analysis Run 3/25/2026 1:16 PM View: Tukey's Outlier Test

Plant Wansley Client: Southern Company Data: Wansley Landfill

Sanitas™ v.10.1.06 Software licensed to Groundwater Stats Consulting. UG

## Tukey's Outlier Screening

GWC-33

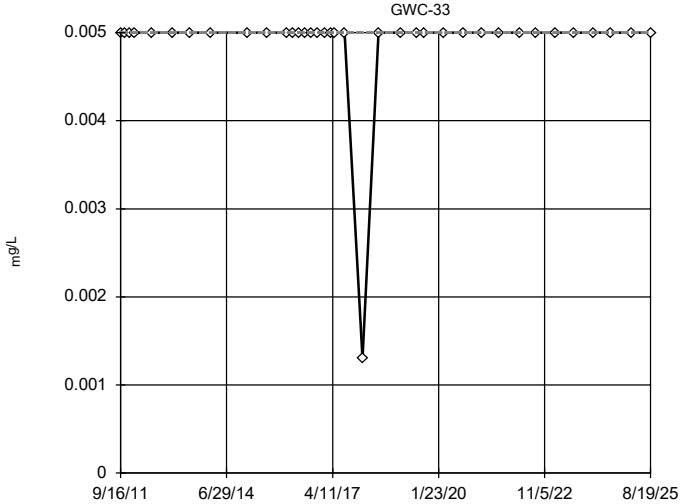


n = 37

No outliers found. Tukey's method selected by user.

Data were square transformed to achieve best W statistic (graph shown in original units).

The results were invalidated, because the lower and upper quartiles are equal.

Constituent: Arsenic Analysis Run 3/25/2026 1:16 PM View: Tukey's Outlier Test

Plant Wansley Client: Southern Company Data: Wansley Landfill

Sanitas™ v.10.1.06 Software licensed to Groundwater Stats Consulting. UG

## Tukey's Outlier Screening

GWC-34

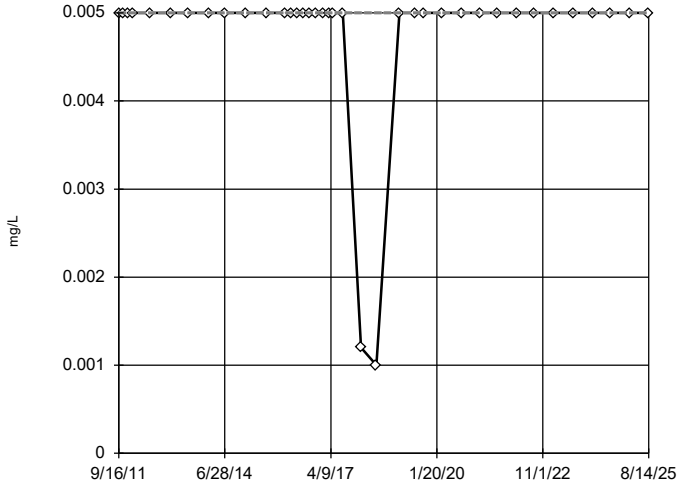


n = 38

No outliers found. Tukey's method selected by user.

Data were natural log transformed to achieve best W statistic (graph shown in original units).

The results were invalidated, because the lower and upper quartiles are equal.

Constituent: Arsenic Analysis Run 3/25/2026 1:16 PM View: Tukey's Outlier Test

Plant Wansley Client: Southern Company Data: Wansley Landfill

Sanitas™ v.10.1.06 Software licensed to Groundwater Stats Consulting. UG

## Tukey's Outlier Screening

GWC-35

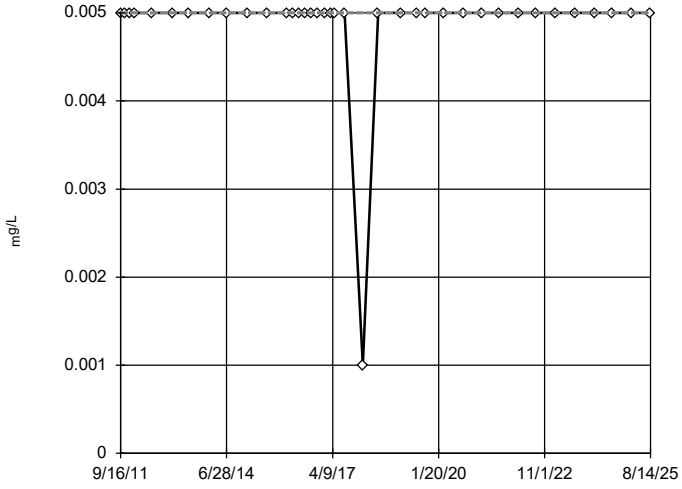


n = 38

No outliers found. Tukey's method selected by user.

Data were cube root transformed to achieve best W statistic (graph shown in original units).

The results were invalidated, because the lower and upper quartiles are equal.

Constituent: Arsenic Analysis Run 3/25/2026 1:16 PM View: Tukey's Outlier Test

Plant Wansley Client: Southern Company Data: Wansley Landfill

Sanitas™ v.10.1.06 Software licensed to Groundwater Stats Consulting. UG

## Tukey's Outlier Screening

GWA-1 (bg)

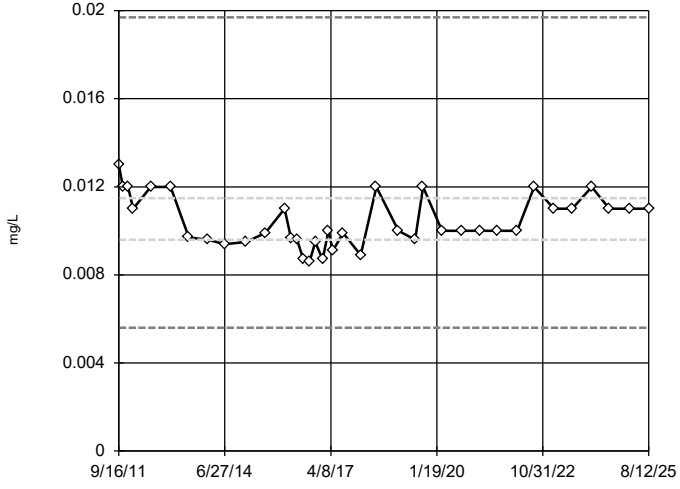


n = 38

No outliers found. Tukey's method selected by user.

Data were natural log transformed to achieve best W statistic (graph shown in original units).

High cutoff = 0.01969, low cutoff = 0.0056, based on IQR multiplier of 3.

Constituent: Barium Analysis Run 3/25/2026 1:16 PM View: Tukey's Outlier Test

Plant Wansley Client: Southern Company Data: Wansley Landfill

Sanitas™ v.10.1.06 Software licensed to Groundwater Stats Consulting. UG

## Tukey's Outlier Screening

GWA-2 (bg)

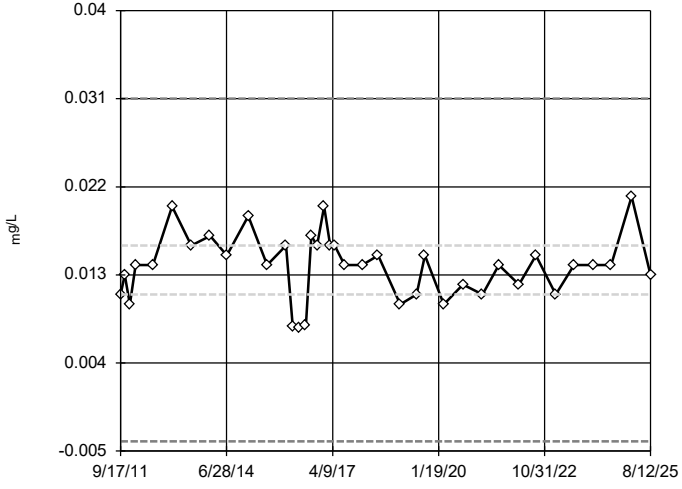


n = 38

No outliers found. Tukey's method selected by user.

Ladder of Powers transformations did not improve normality; analysis run on raw data.

High cutoff = 0.031, low cutoff = -0.004, based on IQR multiplier of 3.

Constituent: Barium Analysis Run 3/25/2026 1:16 PM View: Tukey's Outlier Test

Plant Wansley Client: Southern Company Data: Wansley Landfill

Sanitas™ v.10.1.06 Software licensed to Groundwater Stats Consulting. UG

## Tukey's Outlier Screening

GWA-3 (bg)

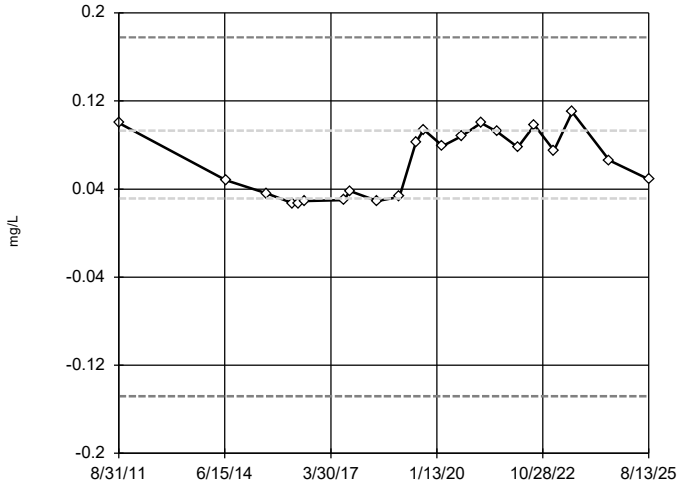


n = 22

No outliers found. Tukey's method selected by user.

Data were square transformed to achieve best W statistic (graph shown in original units).

High cutoff = 0.1778, low cutoff = -0.1482, based on IQR multiplier of 3.

Constituent: Barium Analysis Run 3/25/2026 1:16 PM View: Tukey's Outlier Test

Plant Wansley Client: Southern Company Data: Wansley Landfill

Sanitas™ v.10.1.06 Software licensed to Groundwater Stats Consulting. UG

## Tukey's Outlier Screening

GWA-4 (bg)

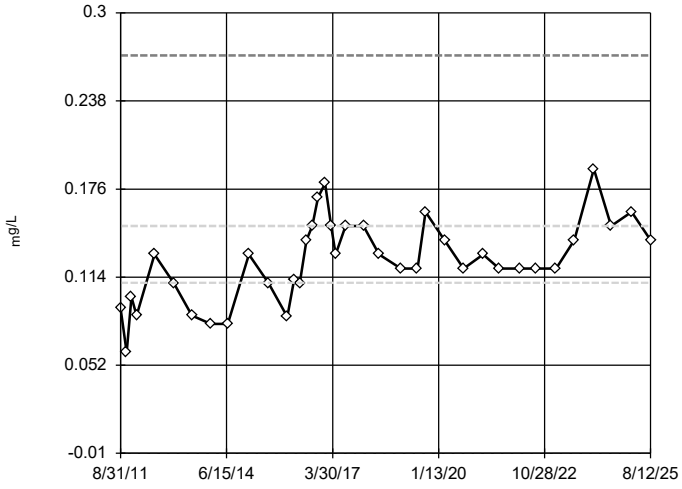


n = 38

No outliers found. Tukey's method selected by user.

Ladder of Powers transformations did not improve normality; analysis run on raw data.

High cutoff = 0.27, low cutoff = -0.01, based on IQR multiplier of 3.

Constituent: Barium Analysis Run 3/25/2026 1:16 PM View: Tukey's Outlier Test

Plant Wansley Client: Southern Company Data: Wansley Landfill

Sanitas™ v.10.1.06 Software licensed to Groundwater Stats Consulting. UG

## Tukey's Outlier Screening

GWA-28 (bg)

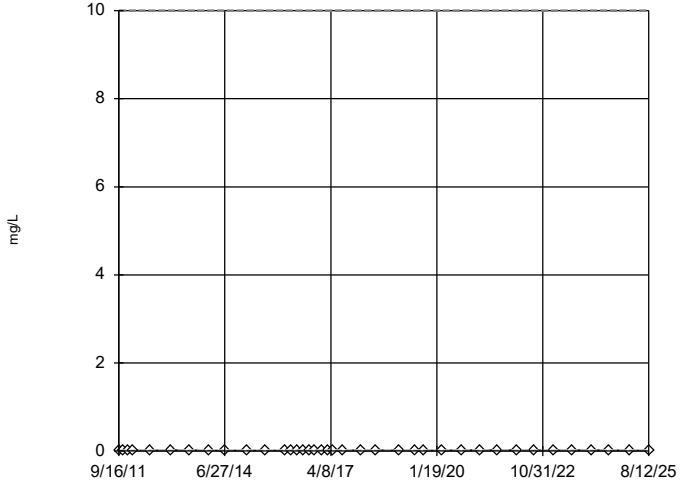


n = 38

No outliers found. Tukey's method selected by user.

Data were natural log transformed to achieve best W statistic (graph shown in original units).

High cutoff = 10, low cutoff = 0.000001, based on IQR multiplier of 3.

Constituent: Barium Analysis Run 3/25/2026 1:16 PM View: Tukey's Outlier Test

Plant Wansley Client: Southern Company Data: Wansley Landfill

Sanitas™ v.10.1.06 Software licensed to Groundwater Stats Consulting. UG

## Tukey's Outlier Screening

GWA-29 (bg)

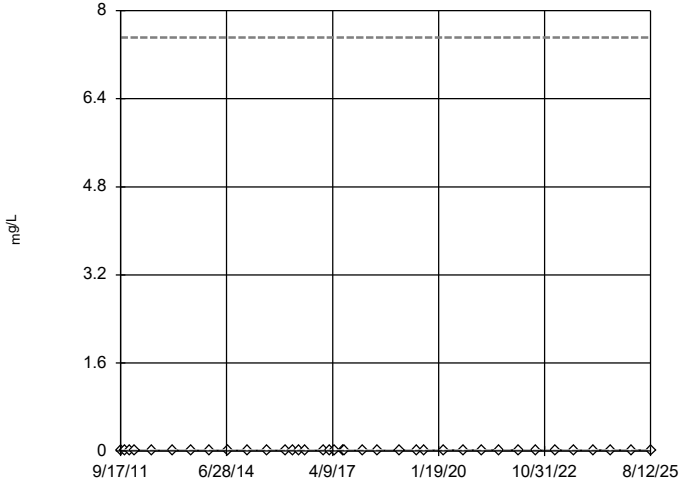


n = 37

No outliers found. Tukey's method selected by user.

Data were natural log transformed to achieve best W statistic (graph shown in original units).

High cutoff = 7.513, low cutoff = 0.000001464, based on IQR multiplier of 3.

Constituent: Barium Analysis Run 3/25/2026 1:17 PM View: Tukey's Outlier Test

Plant Wansley Client: Southern Company Data: Wansley Landfill

Sanitas™ v.10.1.06 Software licensed to Groundwater Stats Consulting. UG

## Tukey's Outlier Screening

GWC-5

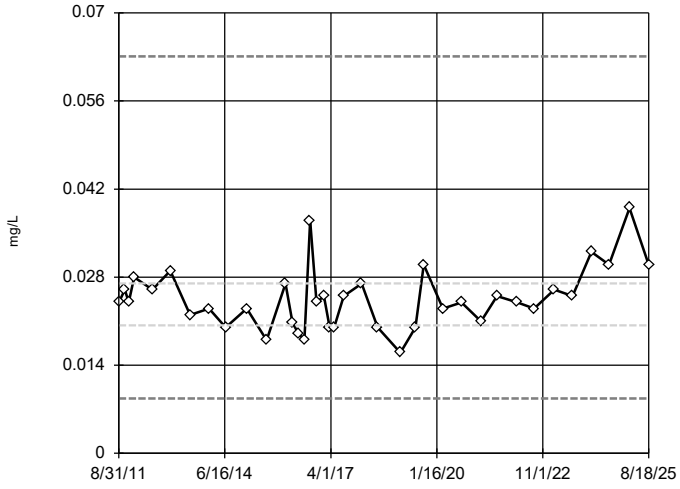


n = 38

No outliers found. Tukey's method selected by user.

Data were natural log transformed to achieve best W statistic (graph shown in original units).

High cutoff = 0.06309, low cutoff = 0.008708, based on IQR multiplier of 3.

Constituent: Barium Analysis Run 3/25/2026 1:17 PM View: Tukey's Outlier Test

Plant Wansley Client: Southern Company Data: Wansley Landfill

Sanitas™ v.10.1.06 Software licensed to Groundwater Stats Consulting. UG

## Tukey's Outlier Screening

GWC-6

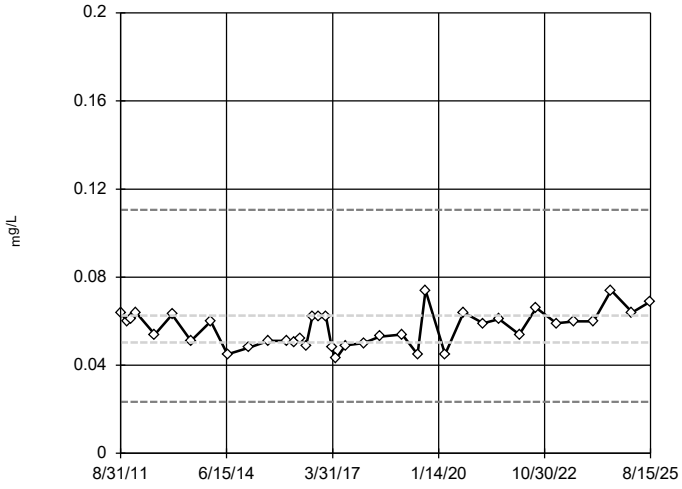


n = 38

No outliers found. Tukey's method selected by user.

Data were cube root transformed to achieve best W statistic (graph shown in original units).

High cutoff = 0.1106, low cutoff = 0.0234, based on IQR multiplier of 3.

Constituent: Barium Analysis Run 3/25/2026 1:17 PM View: Tukey's Outlier Test

Plant Wansley Client: Southern Company Data: Wansley Landfill

Sanitas™ v.10.1.06 Software licensed to Groundwater Stats Consulting. UG

## Tukey's Outlier Screening

GWC-7

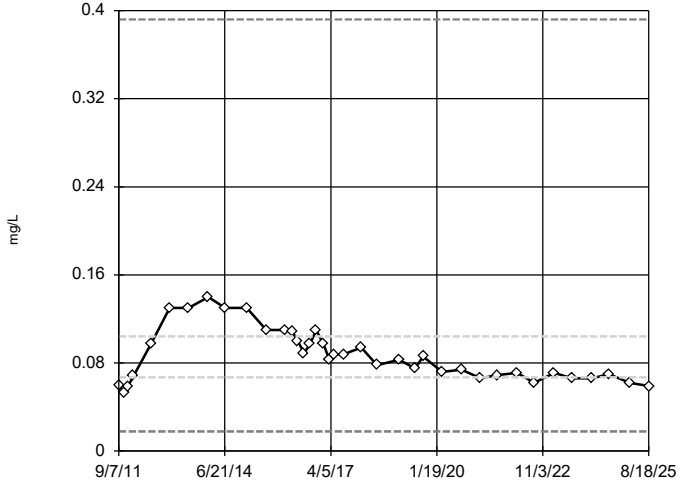


n = 38

No outliers found. Tukey's method selected by user.

Data were natural log transformed to achieve best W statistic (graph shown in original units).

High cutoff = 0.392, low cutoff = 0.01781, based on IQR multiplier of 3.

Constituent: Barium Analysis Run 3/25/2026 1:17 PM View: Tukey's Outlier Test

Plant Wansley Client: Southern Company Data: Wansley Landfill

Sanitas™ v.10.1.06 Software licensed to Groundwater Stats Consulting. UG

## Tukey's Outlier Screening

GWC-8

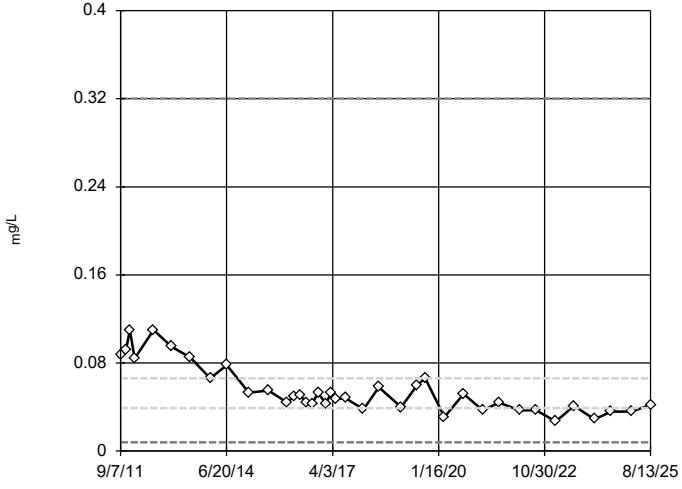


n = 38

No outliers found. Tukey's method selected by user.

Data were natural log transformed to achieve best W statistic (graph shown in original units).

High cutoff = 0.3202, low cutoff = 0.008036, based on IQR multiplier of 3.

Constituent: Barium Analysis Run 3/25/2026 1:17 PM View: Tukey's Outlier Test

Plant Wansley Client: Southern Company Data: Wansley Landfill

Sanitas™ v.10.1.06 Software licensed to Groundwater Stats Consulting. UG

## Tukey's Outlier Screening

GWC-9

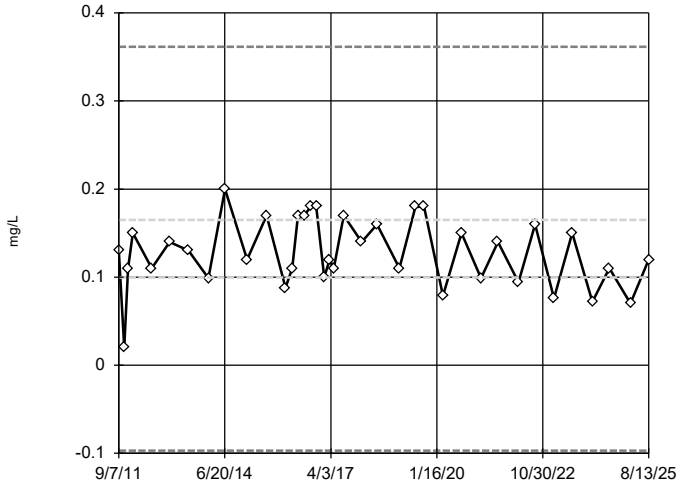


n = 38

No outliers found. Tukey's method selected by user.

Ladder of Powers transformations did not improve normality; analysis run on raw data.

High cutoff = 0.3615, low cutoff = -0.097, based on IQR multiplier of 3.

Constituent: Barium Analysis Run 3/25/2026 1:17 PM View: Tukey's Outlier Test

Plant Wansley Client: Southern Company Data: Wansley Landfill

Sanitas™ v.10.1.06 Software licensed to Groundwater Stats Consulting. UG

## Tukey's Outlier Screening

GWC-10

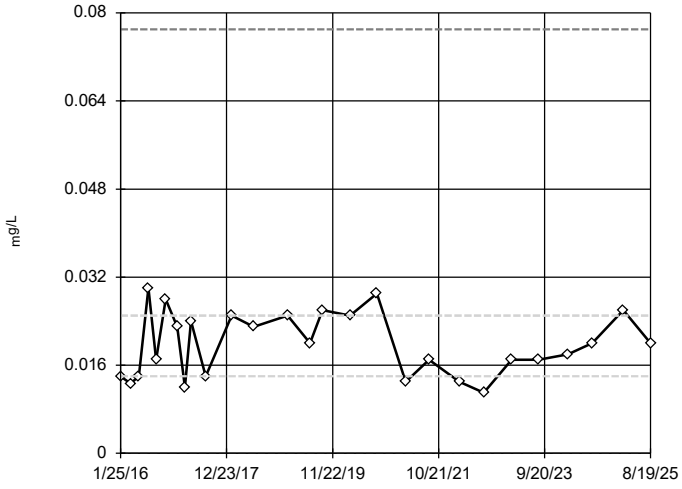


n = 27

No outliers found. Tukey's method selected by user.

Data were square root transformed to achieve best W statistic (graph shown in original units).

High cutoff = 0.077, low cutoff = -0.000001114, based on IQR multiplier of 3.

Constituent: Barium Analysis Run 3/25/2026 1:17 PM View: Tukey's Outlier Test

Plant Wansley Client: Southern Company Data: Wansley Landfill

Sanitas™ v.10.1.06 Software licensed to Groundwater Stats Consulting. UG

## Tukey's Outlier Screening

GWC-11

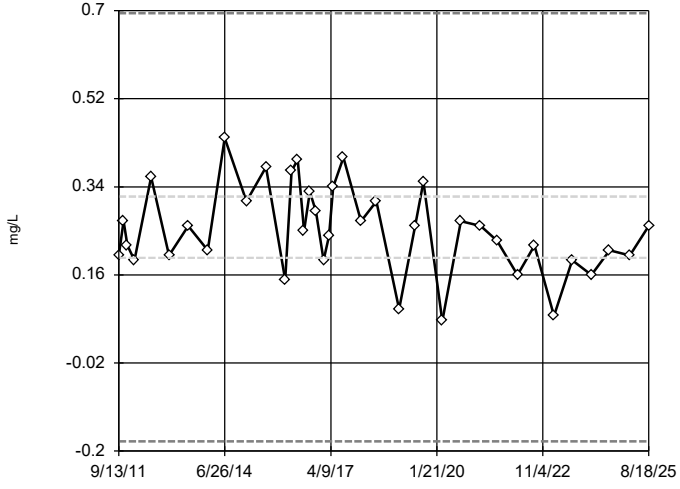


n = 38

No outliers found. Tukey's method selected by user.

Ladder of Powers transformations did not improve normality; analysis run on raw data.

High cutoff = 0.695, low cutoff = -0.18, based on IQR multiplier of 3.

Constituent: Barium Analysis Run 3/25/2026 1:17 PM View: Tukey's Outlier Test

Plant Wansley Client: Southern Company Data: Wansley Landfill

Sanitas™ v.10.1.06 Software licensed to Groundwater Stats Consulting. UG

## Tukey's Outlier Screening

GWC-12

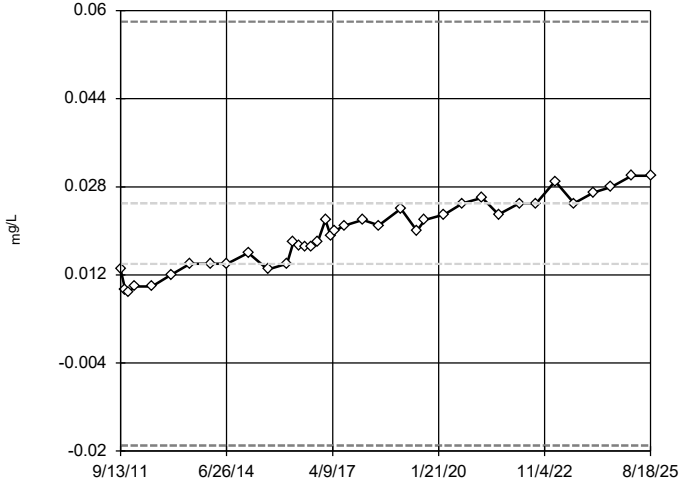


n = 38

No outliers found. Tukey's method selected by user.

Ladder of Powers transformations did not improve normality; analysis run on raw data.

High cutoff = 0.058, low cutoff = -0.019, based on IQR multiplier of 3.

Constituent: Barium Analysis Run 3/25/2026 1:17 PM View: Tukey's Outlier Test

Plant Wansley Client: Southern Company Data: Wansley Landfill

Sanitas™ v.10.1.06 Software licensed to Groundwater Stats Consulting. UG

## Tukey's Outlier Screening

GWC-13

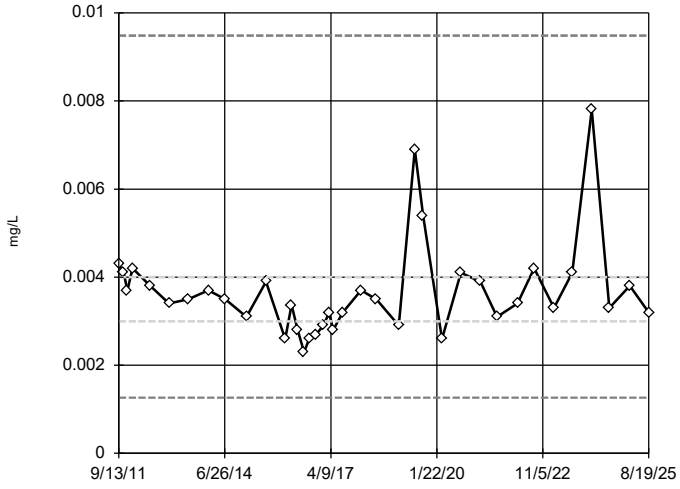


n = 38

No outliers found. Tukey's method selected by user.

Data were natural log transformed to achieve best W statistic (graph shown in original units).

High cutoff = 0.009485, low cutoff = 0.001264, based on IQR multiplier of 3.

Constituent: Barium Analysis Run 3/25/2026 1:17 PM View: Tukey's Outlier Test

Plant Wansley Client: Southern Company Data: Wansley Landfill

Sanitas™ v.10.1.06 Software licensed to Groundwater Stats Consulting. UG

## Tukey's Outlier Screening

GWC-14

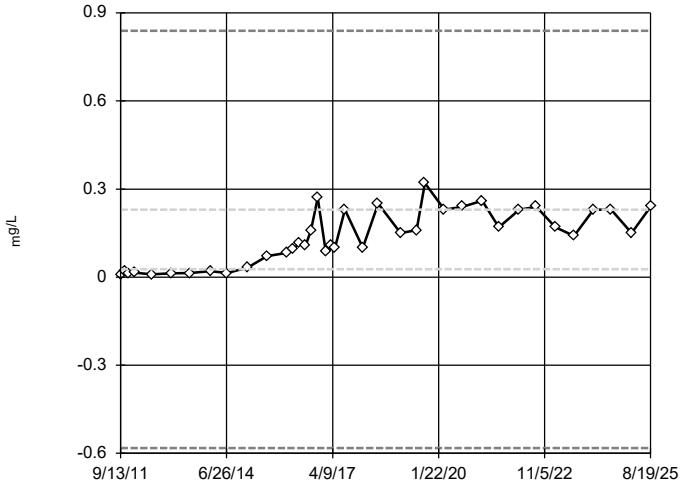


n = 38

No outliers found. Tukey's method selected by user.

Ladder of Powers transformations did not improve normality; analysis run on raw data.

High cutoff = 0.839, low cutoff = -0.582, based on IQR multiplier of 3.

Constituent: Barium Analysis Run 3/25/2026 1:17 PM View: Tukey's Outlier Test

Plant Wansley Client: Southern Company Data: Wansley Landfill

Sanitas™ v.10.1.06 Software licensed to Groundwater Stats Consulting. UG

## Tukey's Outlier Screening

GWC-15

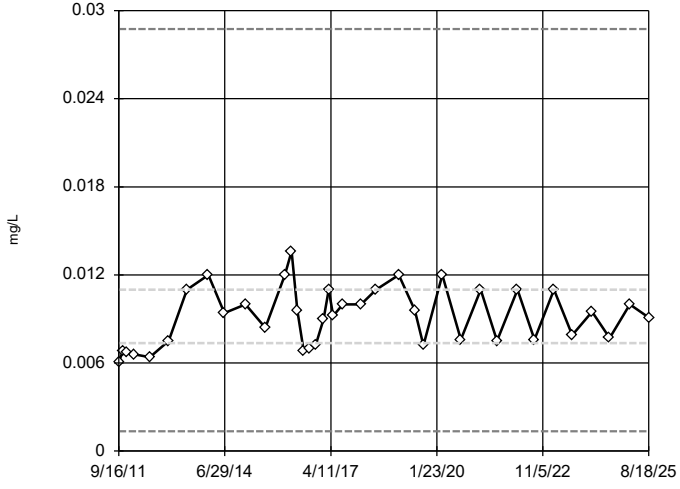


n = 38

No outliers found. Tukey's method selected by user.

Data were cube root transformed to achieve best W statistic (graph shown in original units).

High cutoff = 0.02875, low cutoff = 0.001349, based on IQR multiplier of 3.

Constituent: Barium Analysis Run 3/25/2026 1:17 PM View: Tukey's Outlier Test

Plant Wansley Client: Southern Company Data: Wansley Landfill

Sanitas™ v.10.1.06 Software licensed to Groundwater Stats Consulting. UG

## Tukey's Outlier Screening

GWC-16

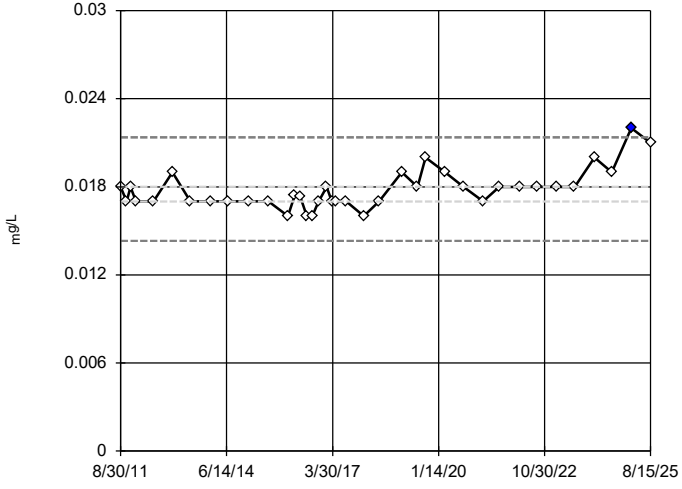


n = 38

Outlier is drawn as solid. Tukey's method selected by user.

Data were natural log transformed to achieve best W statistic (graph shown in original units).

High cutoff = 0.02137, low cutoff = 0.01432, based on IQR multiplier of 3.

Constituent: Barium Analysis Run 3/25/2026 1:17 PM View: Tukey's Outlier Test

Plant Wansley Client: Southern Company Data: Wansley Landfill

Sanitas™ v.10.1.06 Software licensed to Groundwater Stats Consulting. UG

## Tukey's Outlier Screening

GWC-17

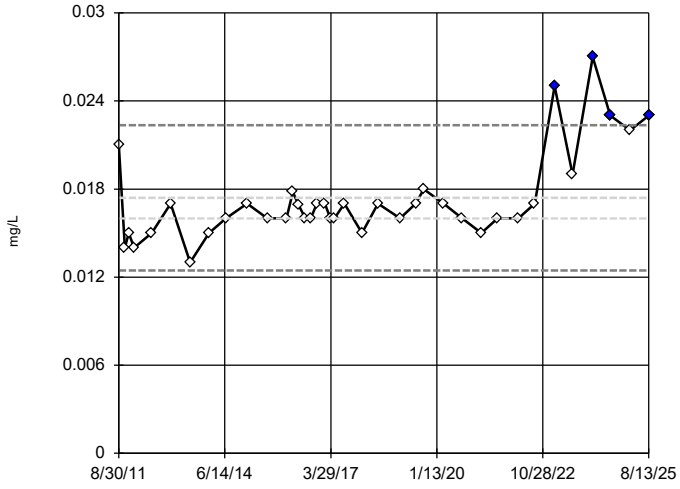


n = 38

Outliers are drawn as solid.
Tukey's method selected by user.

Data were natural log transformed to achieve best W statistic (graph shown in original units).

High cutoff = 0.02236, low cutoff = 0.01245, based on IQR multiplier of 3.

Constituent: Barium Analysis Run 3/25/2026 1:17 PM View: Tukey's Outlier Test

Plant Wansley Client: Southern Company Data: Wansley Landfill

Sanitas™ v.10.1.06 Software licensed to Groundwater Stats Consulting. UG

## Tukey's Outlier Screening

GWC-18

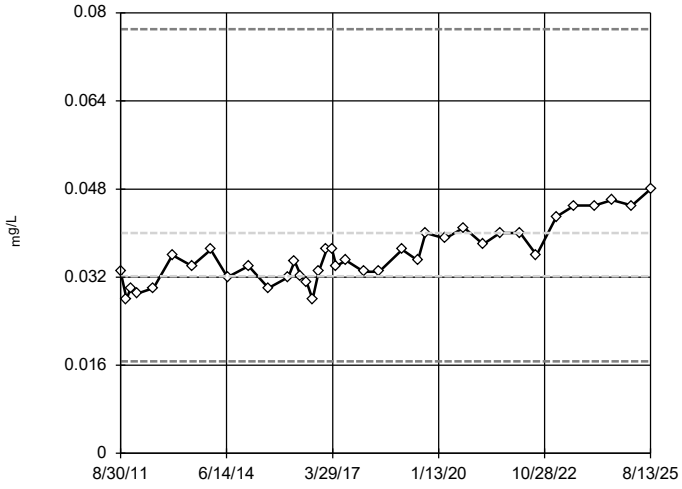


n = 38

No outliers found.
Tukey's method selected by user.

Data were natural log transformed to achieve best W statistic (graph shown in original units).

High cutoff = 0.07704, low cutoff = 0.01669, based on IQR multiplier of 3.

Constituent: Barium Analysis Run 3/25/2026 1:17 PM View: Tukey's Outlier Test

Plant Wansley Client: Southern Company Data: Wansley Landfill

Sanitas™ v.10.1.06 Software licensed to Groundwater Stats Consulting. UG

## Tukey's Outlier Screening

GWC-19

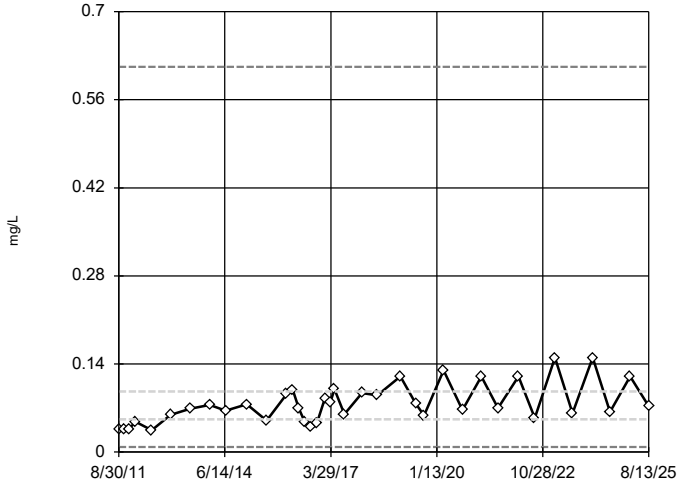


n = 38

No outliers found.
Tukey's method selected by user.

Data were natural log transformed to achieve best W statistic (graph shown in original units).

High cutoff = 0.6123, low cutoff = 0.00817, based on IQR multiplier of 3.

Constituent: Barium Analysis Run 3/25/2026 1:17 PM View: Tukey's Outlier Test

Plant Wansley Client: Southern Company Data: Wansley Landfill

Sanitas™ v.10.1.06 Software licensed to Groundwater Stats Consulting. UG

## Tukey's Outlier Screening

GWC-20

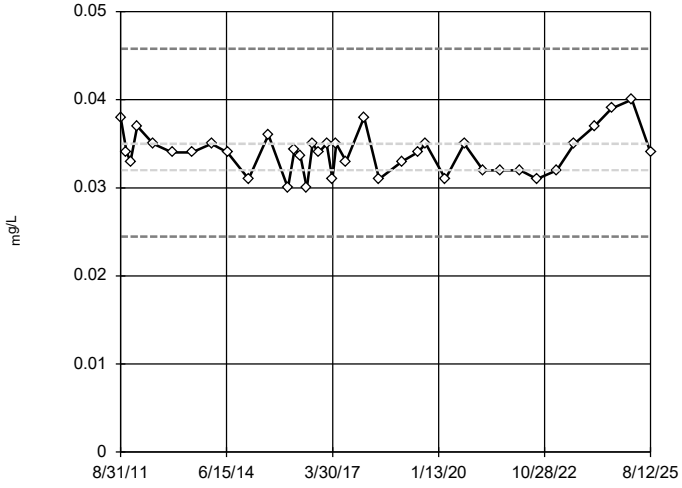


n = 38

No outliers found.
Tukey's method selected by user.

Data were natural log transformed to achieve best W statistic (graph shown in original units).

High cutoff = 0.0458, low cutoff = 0.02446, based on IQR multiplier of 3.

Constituent: Barium Analysis Run 3/25/2026 1:17 PM View: Tukey's Outlier Test

Plant Wansley Client: Southern Company Data: Wansley Landfill

Sanitas™ v.10.1.06 Software licensed to Groundwater Stats Consulting. UG

## Tukey's Outlier Screening

GWC-21

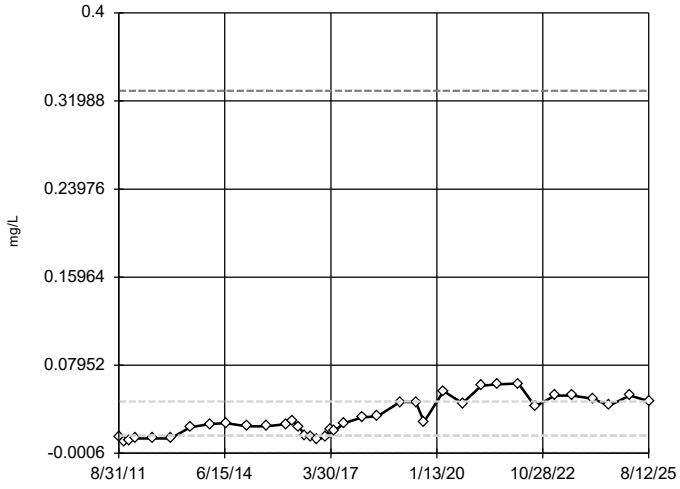


n = 38

No outliers found. Tukey's method selected by user.

Data were cube root transformed to achieve best W statistic (graph shown in original units).

High cutoff = 0.3292, low cutoff = -0.0005427, based on IQR multiplier of 3.

Constituent: Barium Analysis Run 3/25/2026 1:17 PM View: Tukey's Outlier Test

Plant Wansley Client: Southern Company Data: Wansley Landfill

Sanitas™ v.10.1.06 Software licensed to Groundwater Stats Consulting. UG

## Tukey's Outlier Screening

GWC-22

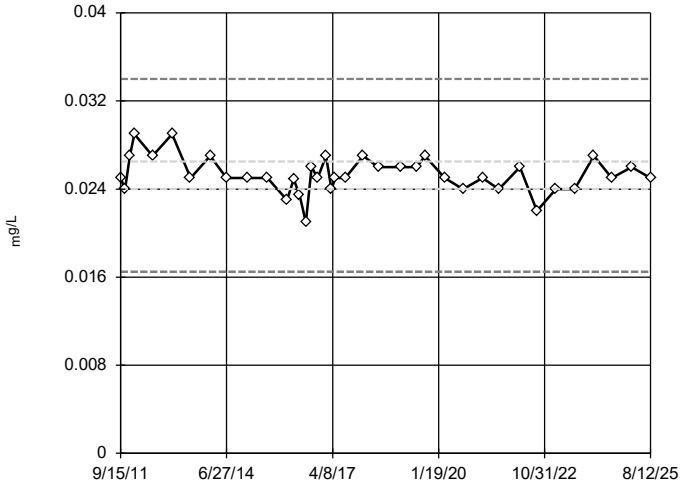


n = 38

No outliers found. Tukey's method selected by user.

Ladder of Powers transformations did not improve normality; analysis run on raw data.

High cutoff = 0.034, low cutoff = 0.0165, based on IQR multiplier of 3.

Constituent: Barium Analysis Run 3/25/2026 1:17 PM View: Tukey's Outlier Test

Plant Wansley Client: Southern Company Data: Wansley Landfill

Sanitas™ v.10.1.06 Software licensed to Groundwater Stats Consulting. UG

## Tukey's Outlier Screening

GWC-23

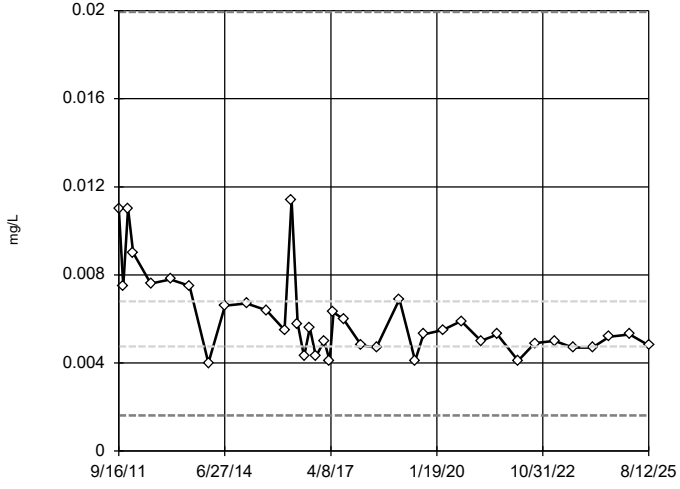


n = 38

No outliers found. Tukey's method selected by user.

Data were natural log transformed to achieve best W statistic (graph shown in original units).

High cutoff = 0.01995, low cutoff = 0.001619, based on IQR multiplier of 3.

Constituent: Barium Analysis Run 3/25/2026 1:17 PM View: Tukey's Outlier Test

Plant Wansley Client: Southern Company Data: Wansley Landfill

Sanitas™ v.10.1.06 Software licensed to Groundwater Stats Consulting. UG

## Tukey's Outlier Screening

GWC-24

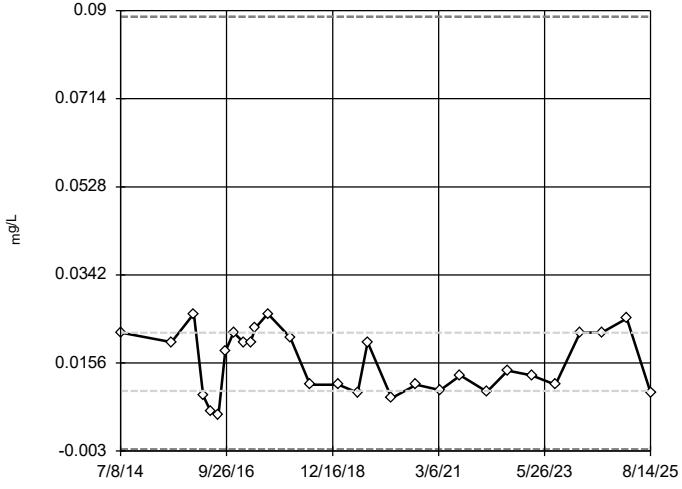


n = 29

No outliers found. Tukey's method selected by user.

Data were square root transformed to achieve best W statistic (graph shown in original units).

High cutoff = 0.08871, low cutoff = -0.002605, based on IQR multiplier of 3.

Constituent: Barium Analysis Run 3/25/2026 1:17 PM View: Tukey's Outlier Test

Plant Wansley Client: Southern Company Data: Wansley Landfill

Sanitas™ v.10.1.06 Software licensed to Groundwater Stats Consulting. UG

## Tukey's Outlier Screening

GWC-25

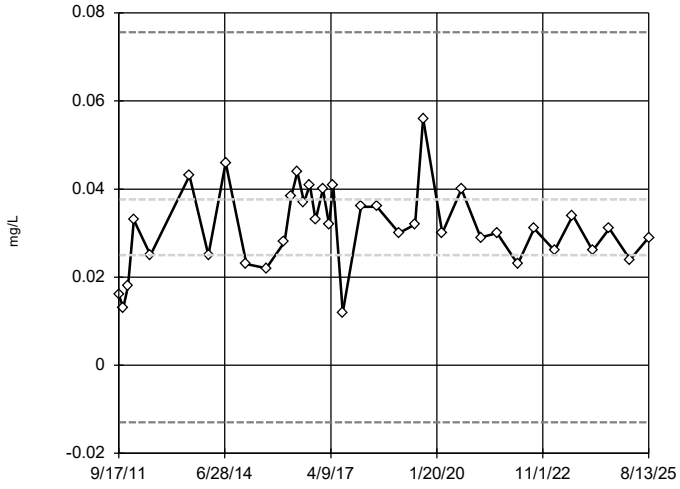


n = 37

No outliers found. Tukey's method selected by user.

Ladder of Powers transformations did not improve normality; analysis run on raw data.

High cutoff = 0.0756, low cutoff = -0.01295, based on IQR multiplier of 3.

Constituent: Barium Analysis Run 3/25/2026 1:17 PM View: Tukey's Outlier Test

Plant Wansley Client: Southern Company Data: Wansley Landfill

Sanitas™ v.10.1.06 Software licensed to Groundwater Stats Consulting. UG

## Tukey's Outlier Screening

GWC-26

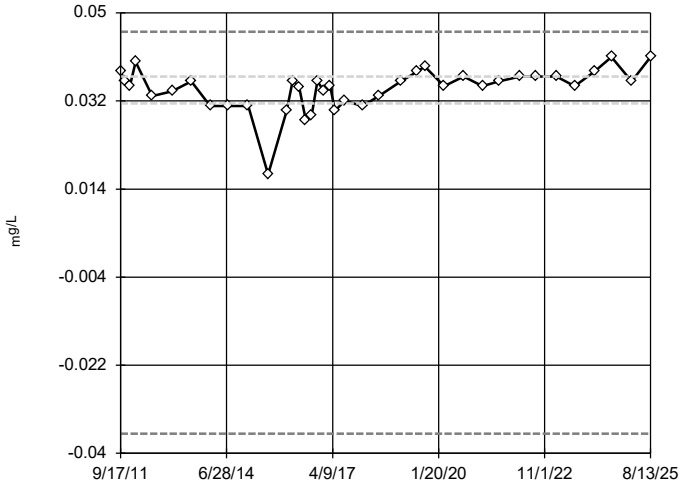


n = 38

No outliers found. Tukey's method selected by user.

Data were x^4 transformed to achieve best W statistic (graph shown in original units).

High cutoff = 0.04616, low cutoff = -0.03599, based on IQR multiplier of 3.

Constituent: Barium Analysis Run 3/25/2026 1:17 PM View: Tukey's Outlier Test

Plant Wansley Client: Southern Company Data: Wansley Landfill

Sanitas™ v.10.1.06 Software licensed to Groundwater Stats Consulting. UG

## Tukey's Outlier Screening

GWC-27

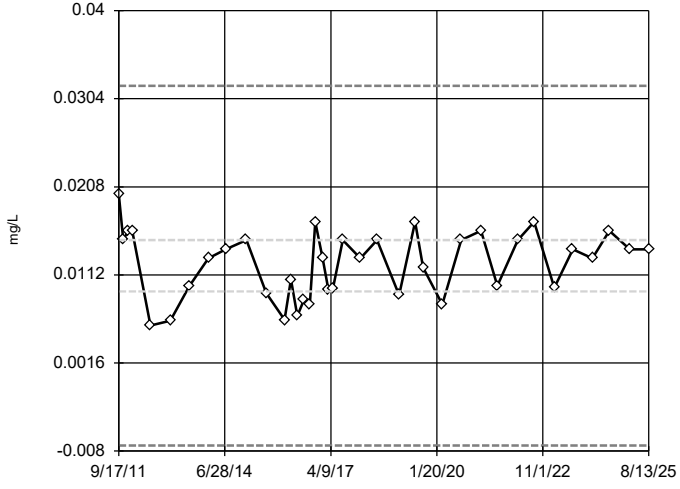


n = 38

No outliers found. Tukey's method selected by user.

Ladder of Powers transformations did not improve normality; analysis run on raw data.

High cutoff = 0.0318, low cutoff = -0.0074, based on IQR multiplier of 3.

Constituent: Barium Analysis Run 3/25/2026 1:17 PM View: Tukey's Outlier Test

Plant Wansley Client: Southern Company Data: Wansley Landfill

Sanitas™ v.10.1.06 Software licensed to Groundwater Stats Consulting. UG

## Tukey's Outlier Screening

GWC-30

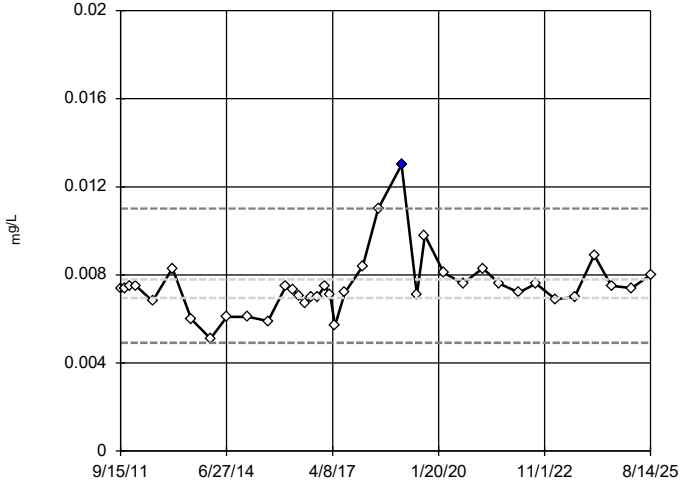


n = 38

Outlier is drawn as solid. Tukey's method selected by user.

Data were natural log transformed to achieve best W statistic (graph shown in original units).

High cutoff = 0.01101, low cutoff = 0.004921, based on IQR multiplier of 3.

Constituent: Barium Analysis Run 3/25/2026 1:17 PM View: Tukey's Outlier Test

Plant Wansley Client: Southern Company Data: Wansley Landfill

Sanitas™ v.10.1.06 Software licensed to Groundwater Stats Consulting. UG

## Tukey's Outlier Screening

GWC-31

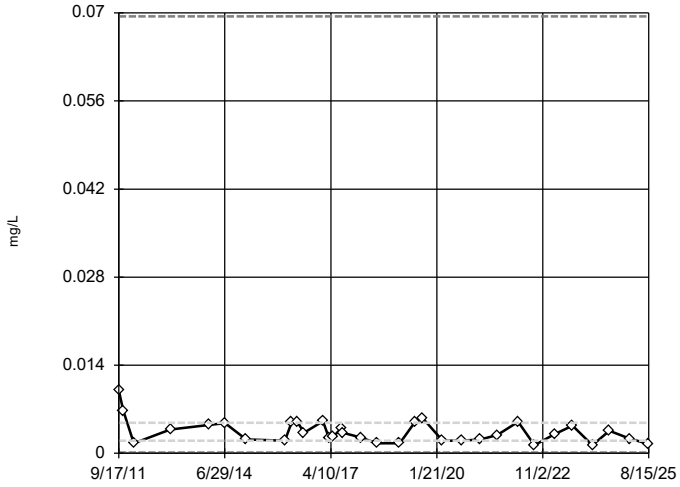


n = 33

No outliers found. Tukey's method selected by user.

Data were natural log transformed to achieve best W statistic (graph shown in original units).

High cutoff = 0.06943, low cutoff = 0.0001398, based on IQR multiplier of 3.

Constituent: Barium Analysis Run 3/25/2026 1:17 PM View: Tukey's Outlier Test

Plant Wansley Client: Southern Company Data: Wansley Landfill

Sanitas™ v.10.1.06 Software licensed to Groundwater Stats Consulting. UG

## Tukey's Outlier Screening

GWC-32

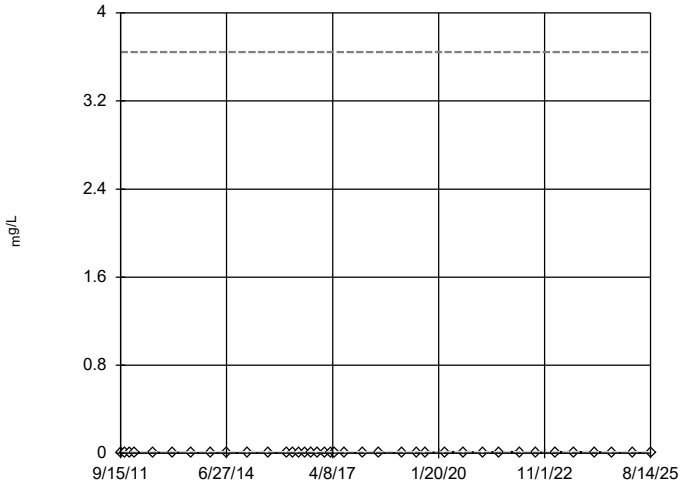


n = 38

No outliers found. Tukey's method selected by user.

Data were natural log transformed to achieve best W statistic (graph shown in original units).

High cutoff = 3.644, low cutoff = 0.000003842, based on IQR multiplier of 3.

Constituent: Barium Analysis Run 3/25/2026 1:17 PM View: Tukey's Outlier Test

Plant Wansley Client: Southern Company Data: Wansley Landfill

Sanitas™ v.10.1.06 Software licensed to Groundwater Stats Consulting. UG

## Tukey's Outlier Screening

GWC-33

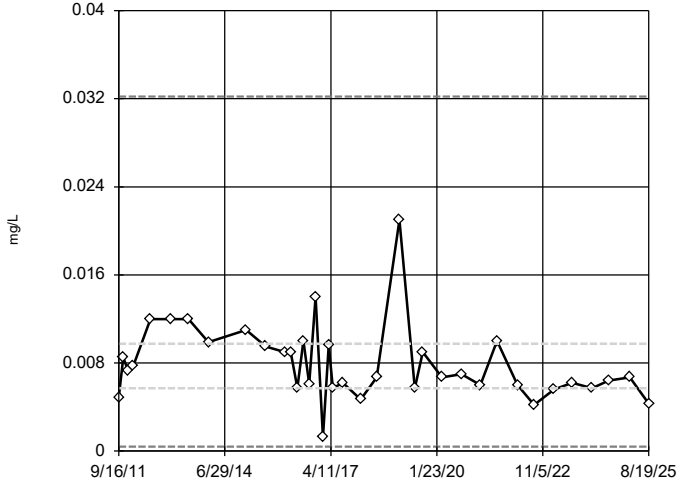


n = 37

No outliers found. Tukey's method selected by user.

Data were cube root transformed to achieve best W statistic (graph shown in original units).

High cutoff = 0.0322, low cutoff = 0.0004097, based on IQR multiplier of 3.

Constituent: Barium Analysis Run 3/25/2026 1:17 PM View: Tukey's Outlier Test

Plant Wansley Client: Southern Company Data: Wansley Landfill

Sanitas™ v.10.1.06 Software licensed to Groundwater Stats Consulting. UG

## Tukey's Outlier Screening

GWC-34

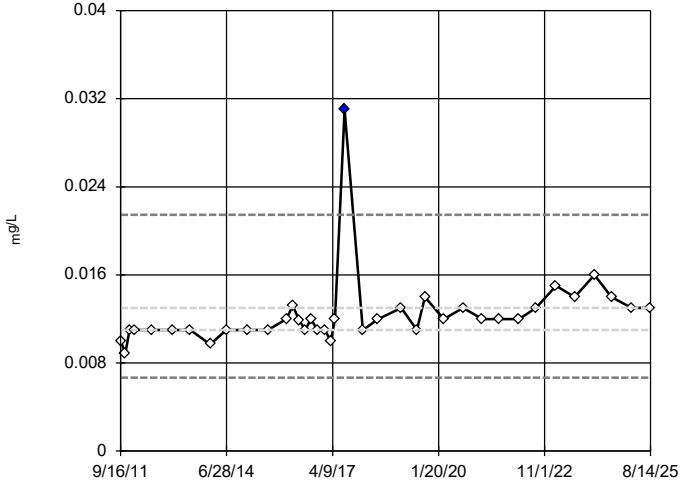


n = 38

Outlier is drawn as solid. Tukey's method selected by user.

Data were natural log transformed to achieve best W statistic (graph shown in original units).

High cutoff = 0.02146, low cutoff = 0.006664, based on IQR multiplier of 3.

Constituent: Barium Analysis Run 3/25/2026 1:17 PM View: Tukey's Outlier Test

Plant Wansley Client: Southern Company Data: Wansley Landfill

Sanitas™ v.10.1.06 Software licensed to Groundwater Stats Consulting. UG

## Tukey's Outlier Screening

GWC-35

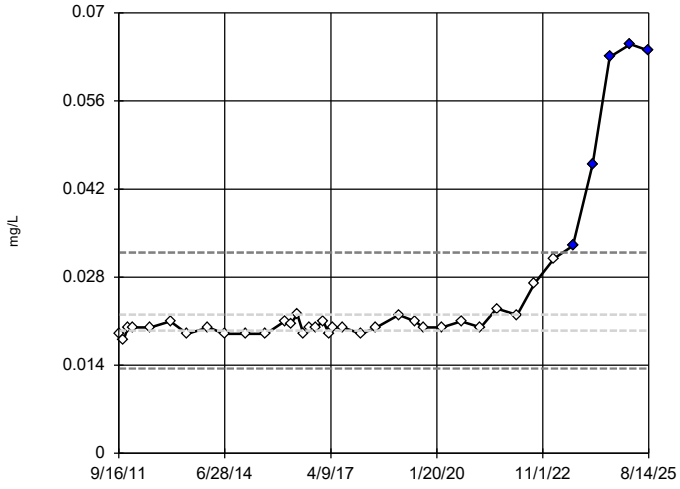


n = 38

Outliers are drawn as solid.
Tukey's method selected by user.

Data were natural log transformed to achieve best W statistic (graph shown in original units).

High cutoff = 0.03191, low cutoff = 0.01347, based on IQR multiplier of 3.

Constituent: Barium Analysis Run 3/25/2026 1:17 PM View: Tukey's Outlier Test

Plant Wansley Client: Southern Company Data: Wansley Landfill

Sanitas™ v.10.1.06 Software licensed to Groundwater Stats Consulting. UG

## Tukey's Outlier Screening

GWA-1 (bg)

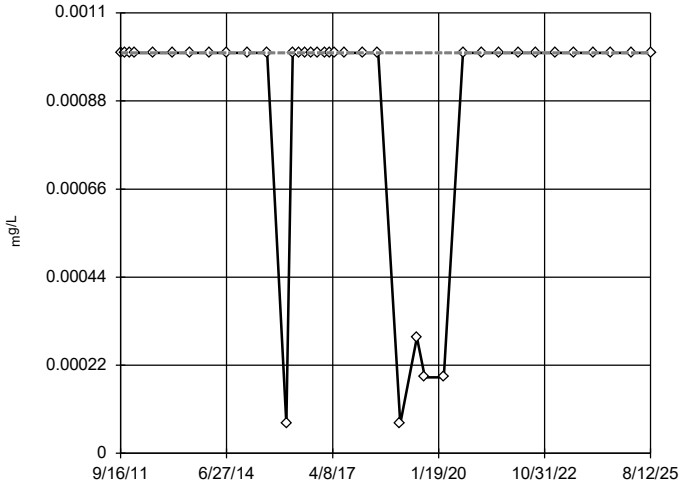


n = 38

No outliers found.
Tukey's method selected by user.

Data were cube root transformed to achieve best W statistic (graph shown in original units).

The results were invalidated, because the lower and upper quartiles are equal.

Constituent: Beryllium Analysis Run 3/25/2026 1:17 PM View: Tukey's Outlier Test

Plant Wansley Client: Southern Company Data: Wansley Landfill

Sanitas™ v.10.1.06 Software licensed to Groundwater Stats Consulting. UG

## Tukey's Outlier Screening

GWA-2 (bg)

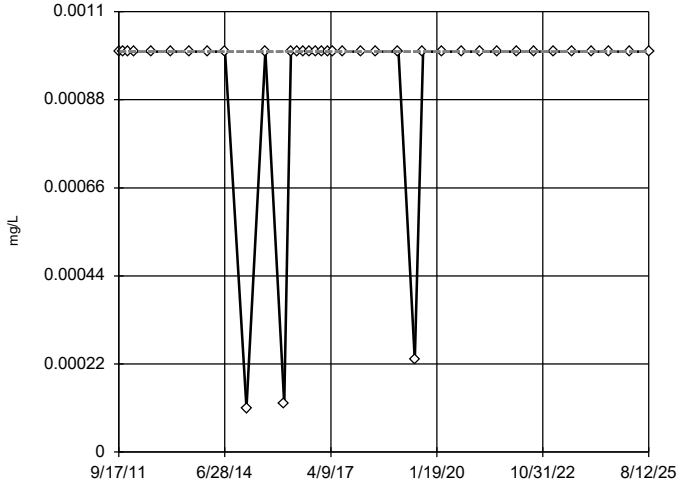


n = 38

No outliers found.
Tukey's method selected by user.

Data were natural log transformed to achieve best W statistic (graph shown in original units).

The results were invalidated, because the lower and upper quartiles are equal.

Constituent: Beryllium Analysis Run 3/25/2026 1:17 PM View: Tukey's Outlier Test

Plant Wansley Client: Southern Company Data: Wansley Landfill

Sanitas™ v.10.1.06 Software licensed to Groundwater Stats Consulting. UG

## Tukey's Outlier Screening

GWA-3 (bg)

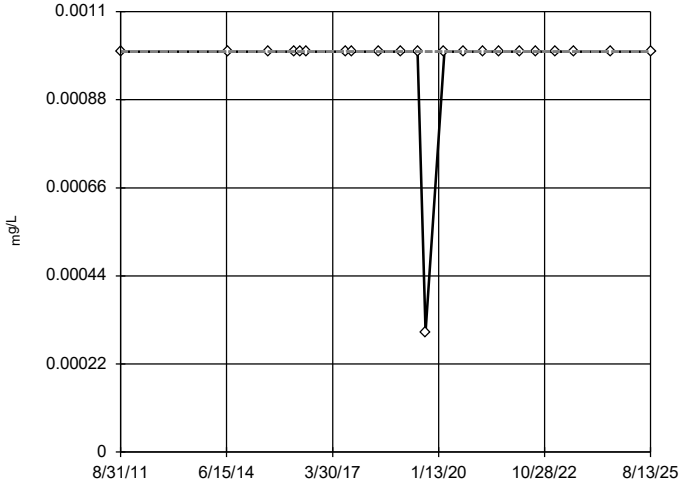


n = 22

No outliers found.
Tukey's method selected by user.

Data were x^5 transformed to achieve best W statistic (graph shown in original units).

The results were invalidated, because the lower and upper quartiles are equal.

Constituent: Beryllium Analysis Run 3/25/2026 1:17 PM View: Tukey's Outlier Test

Plant Wansley Client: Southern Company Data: Wansley Landfill

Sanitas™ v.10.1.06 Software licensed to Groundwater Stats Consulting. UG

## Tukey's Outlier Screening

GWA-4 (bg)

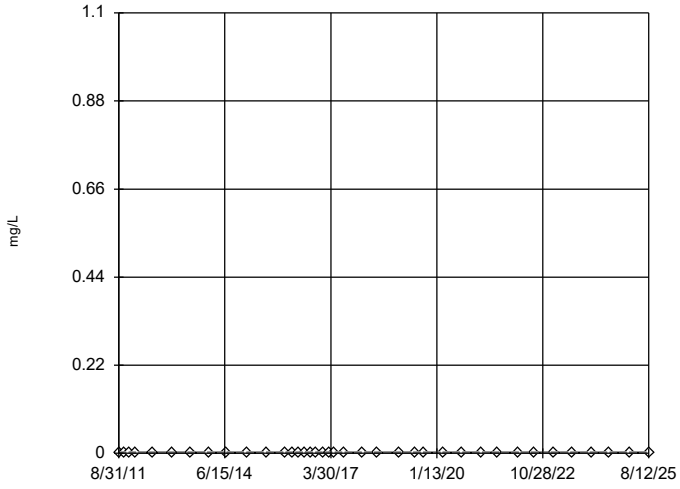


n = 38

No outliers found. Tukey's method selected by user.

All values are the same.

Constituent: Beryllium Analysis Run 3/25/2026 1:17 PM View: Tukey's Outlier Test

Plant Wansley Client: Southern Company Data: Wansley Landfill

Sanitas™ v.10.1.06 Software licensed to Groundwater Stats Consulting. UG

## Tukey's Outlier Screening

GWA-28 (bg)

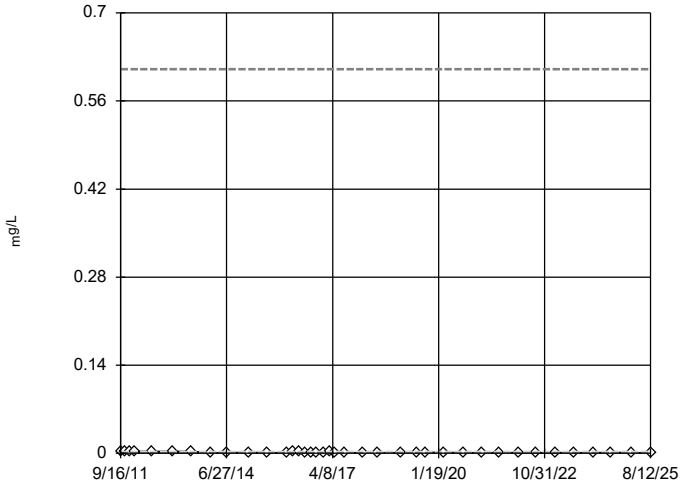


n = 38

No outliers found. Tukey's method selected by user.

Data were natural log transformed to achieve best W statistic (graph shown in original units).

High cutoff = 0.6104, low cutoff = 0.000001638, based on IQR multiplier of 3.

Constituent: Beryllium Analysis Run 3/25/2026 1:17 PM View: Tukey's Outlier Test

Plant Wansley Client: Southern Company Data: Wansley Landfill

Sanitas™ v.10.1.06 Software licensed to Groundwater Stats Consulting. UG

## Tukey's Outlier Screening

GWA-29 (bg)

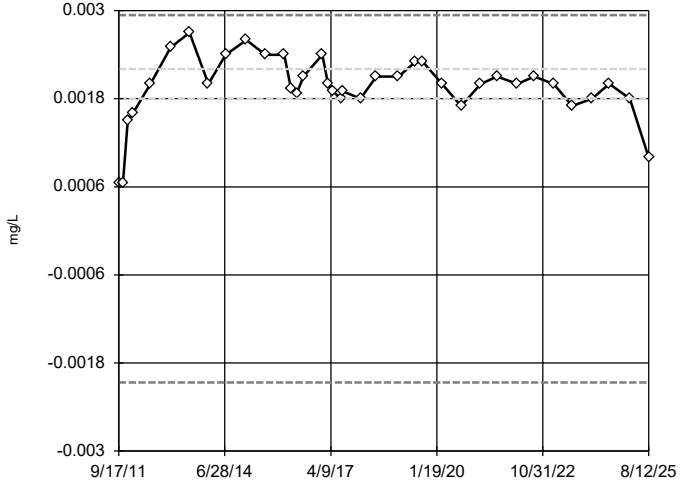


n = 37

No outliers found. Tukey's method selected by user.

Data were cube transformed to achieve best W statistic (graph shown in original units).

High cutoff = 0.002938, low cutoff = -0.002066, based on IQR multiplier of 3.

Constituent: Beryllium Analysis Run 3/25/2026 1:17 PM View: Tukey's Outlier Test

Plant Wansley Client: Southern Company Data: Wansley Landfill

Sanitas™ v.10.1.06 Software licensed to Groundwater Stats Consulting. UG

## Tukey's Outlier Screening

GWC-5

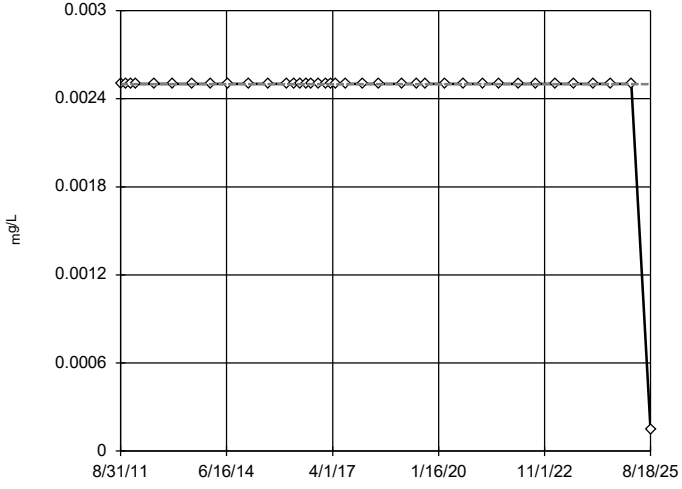


n = 38

No outliers found. Tukey's method selected by user.

Data were x^6 transformed to achieve best W statistic (graph shown in original units).

The results were invalidated, because the lower and upper quartiles are equal.

Constituent: Beryllium Analysis Run 3/25/2026 1:17 PM View: Tukey's Outlier Test

Plant Wansley Client: Southern Company Data: Wansley Landfill

Sanitas™ v.10.1.06 Software licensed to Groundwater Stats Consulting. UG

## Tukey's Outlier Screening

GWC-6

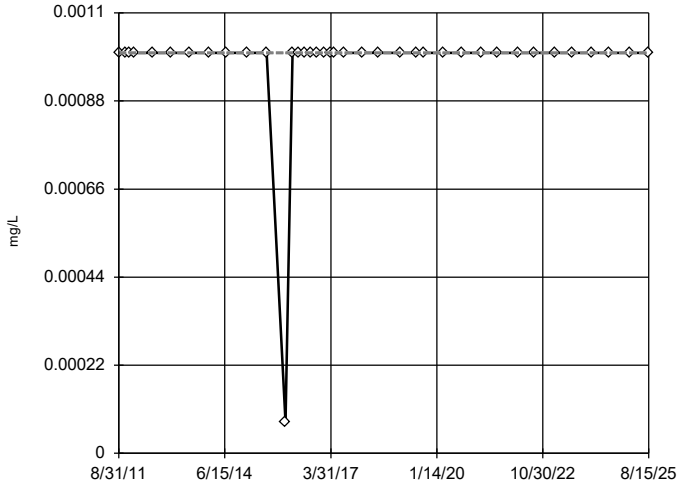


n = 38

No outliers found. Tukey's method selected by user.

Data were cube transformed to achieve best W statistic (graph shown in original units).

The results were invalidated, because the lower and upper quartiles are equal.

Constituent: Beryllium Analysis Run 3/25/2026 1:17 PM View: Tukey's Outlier Test

Plant Wansley Client: Southern Company Data: Wansley Landfill

Sanitas™ v.10.1.06 Software licensed to Groundwater Stats Consulting. UG

## Tukey's Outlier Screening

GWC-7

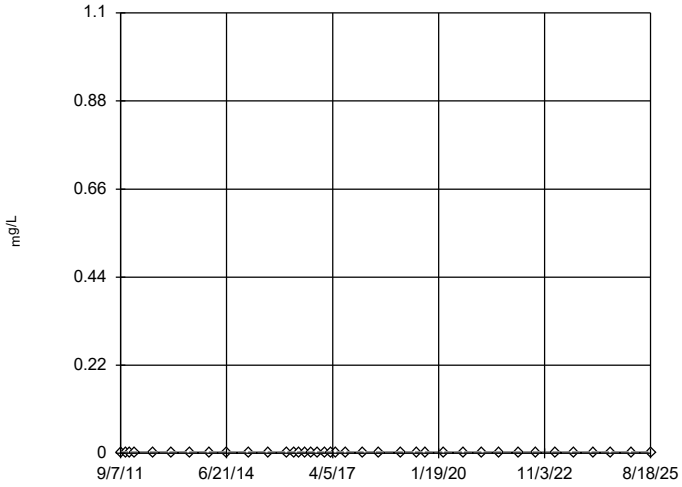


n = 38

No outliers found. Tukey's method selected by user.

All values are the same.

Constituent: Beryllium Analysis Run 3/25/2026 1:17 PM View: Tukey's Outlier Test

Plant Wansley Client: Southern Company Data: Wansley Landfill

Sanitas™ v.10.1.06 Software licensed to Groundwater Stats Consulting. UG

## Tukey's Outlier Screening

GWC-8

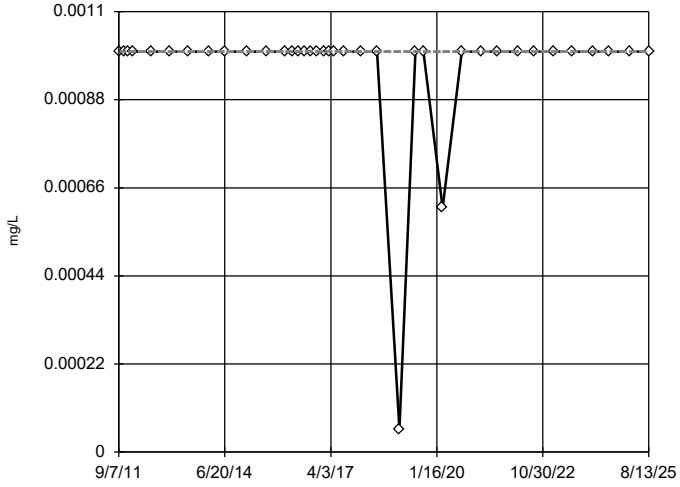


n = 38

No outliers found. Tukey's method selected by user.

Data were cube transformed to achieve best W statistic (graph shown in original units).

The results were invalidated, because the lower and upper quartiles are equal.

Constituent: Beryllium Analysis Run 3/25/2026 1:17 PM View: Tukey's Outlier Test

Plant Wansley Client: Southern Company Data: Wansley Landfill

Sanitas™ v.10.1.06 Software licensed to Groundwater Stats Consulting. UG

## Tukey's Outlier Screening

GWC-9

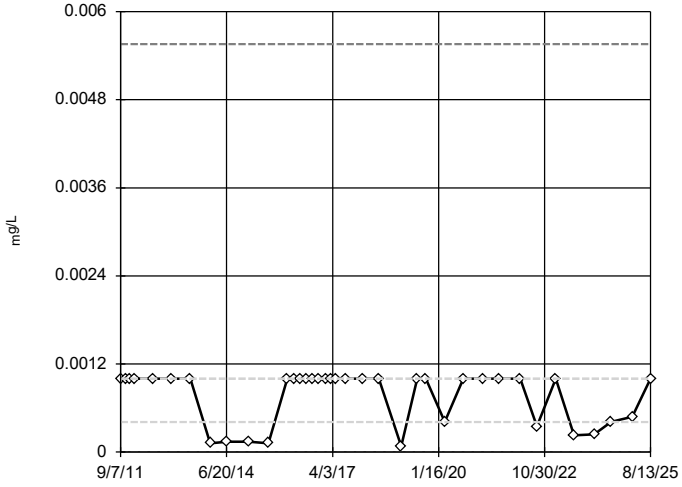


n = 38

No outliers found. Tukey's method selected by user.

Data were cube root transformed to achieve best W statistic (graph shown in original units).

High cutoff = 0.005558, low cutoff = -2.3e-8, based on IQR multiplier of 3.

Constituent: Beryllium Analysis Run 3/25/2026 1:17 PM View: Tukey's Outlier Test

Plant Wansley Client: Southern Company Data: Wansley Landfill

Sanitas™ v.10.1.06 Software licensed to Groundwater Stats Consulting. UG

## Tukey's Outlier Screening

GWC-10

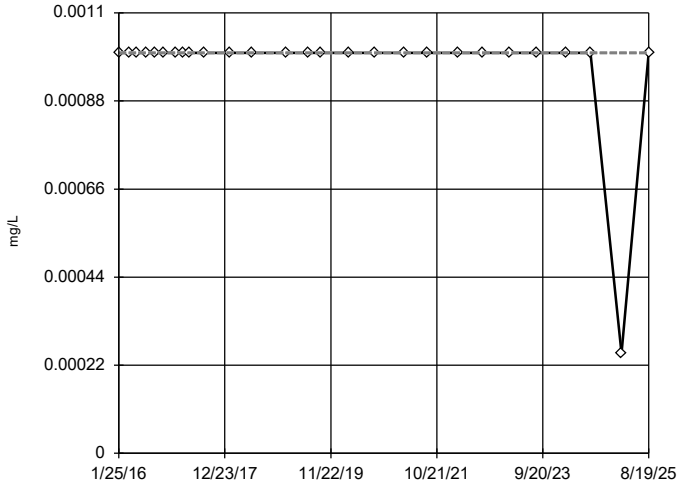


n = 27

No outliers found. Tukey's method selected by user.

Data were square root transformed to achieve best W statistic (graph shown in original units).

The results were invalidated, because the lower and upper quartiles are equal.

Constituent: Beryllium Analysis Run 3/25/2026 1:17 PM View: Tukey's Outlier Test

Plant Wansley Client: Southern Company Data: Wansley Landfill

Sanitas™ v.10.1.06 Software licensed to Groundwater Stats Consulting. UG

## Tukey's Outlier Screening

GWC-11

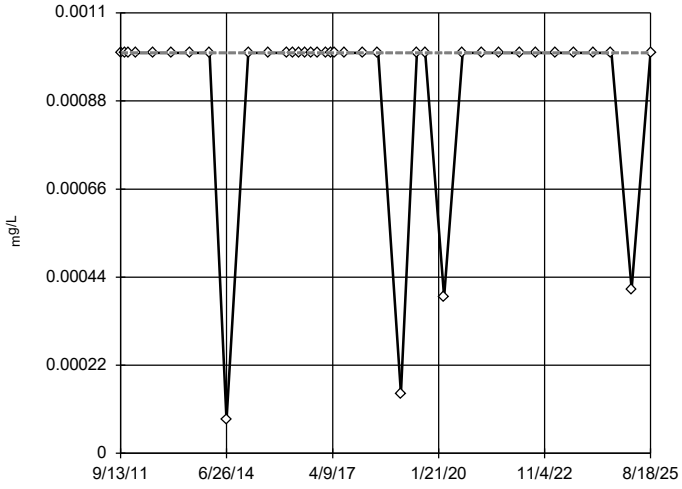


n = 38

No outliers found. Tukey's method selected by user.

Ladder of Powers transformations did not improve normality; analysis run on raw data.

The results were invalidated, because the lower and upper quartiles are equal.

Constituent: Beryllium Analysis Run 3/25/2026 1:17 PM View: Tukey's Outlier Test

Plant Wansley Client: Southern Company Data: Wansley Landfill

Sanitas™ v.10.1.06 Software licensed to Groundwater Stats Consulting. UG

## Tukey's Outlier Screening

GWC-12

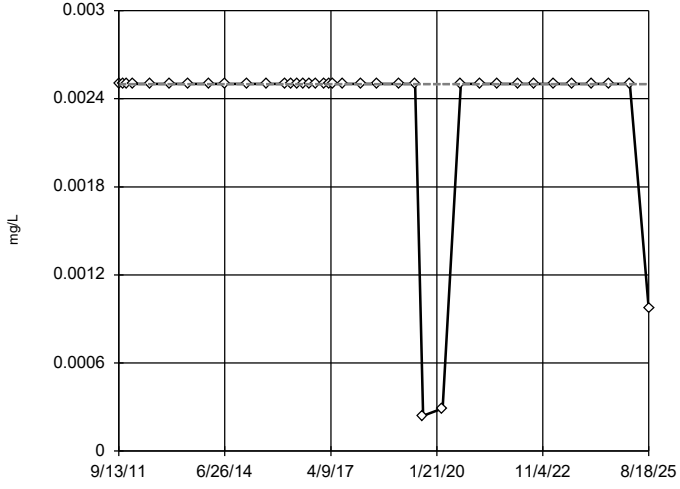


n = 38

No outliers found. Tukey's method selected by user.

Ladder of Powers transformations did not improve normality; analysis run on raw data.

The results were invalidated, because the lower and upper quartiles are equal.

Constituent: Beryllium Analysis Run 3/25/2026 1:17 PM View: Tukey's Outlier Test

Plant Wansley Client: Southern Company Data: Wansley Landfill

Sanitas™ v.10.1.06 Software licensed to Groundwater Stats Consulting. UG

## Tukey's Outlier Screening

GWC-13

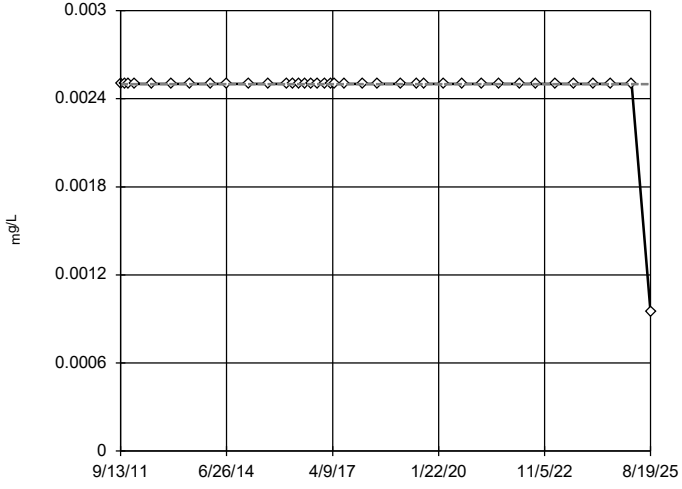


n = 38

No outliers found. Tukey's method selected by user.

Data were cube root transformed to achieve best W statistic (graph shown in original units).

The results were invalidated, because the lower and upper quartiles are equal.

Constituent: Beryllium Analysis Run 3/25/2026 1:17 PM View: Tukey's Outlier Test

Plant Wansley Client: Southern Company Data: Wansley Landfill

Sanitas™ v.10.1.06 Software licensed to Groundwater Stats Consulting. UG

## Tukey's Outlier Screening

GWC-14

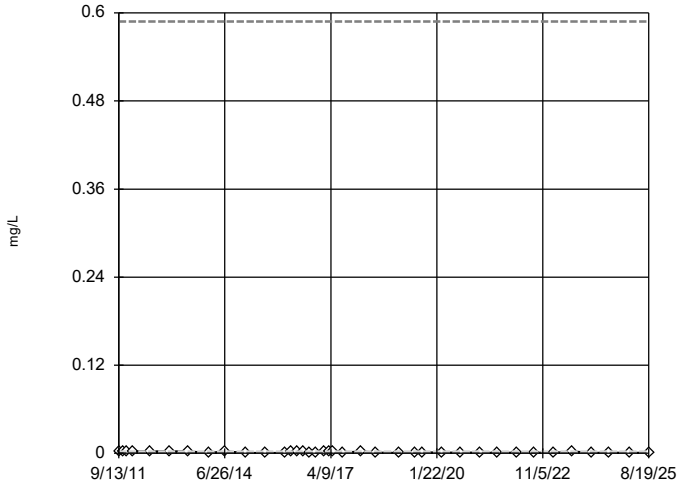


n = 38

No outliers found. Tukey's method selected by user.

Data were natural log transformed to achieve best W statistic (graph shown in original units).

High cutoff = 0.5882, low cutoff = 0.000001721, based on IQR multiplier of 3.

Constituent: Beryllium Analysis Run 3/25/2026 1:17 PM View: Tukey's Outlier Test

Plant Wansley Client: Southern Company Data: Wansley Landfill

Sanitas™ v.10.1.06 Software licensed to Groundwater Stats Consulting. UG

## Tukey's Outlier Screening

GWC-15

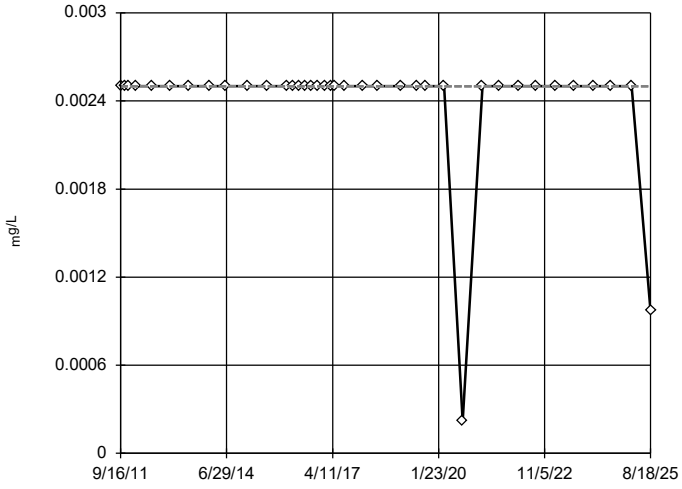


n = 38

No outliers found. Tukey's method selected by user.

Ladder of Powers transformations did not improve normality; analysis run on raw data.

The results were invalidated, because the lower and upper quartiles are equal.

Constituent: Beryllium Analysis Run 3/25/2026 1:17 PM View: Tukey's Outlier Test

Plant Wansley Client: Southern Company Data: Wansley Landfill

Sanitas™ v.10.1.06 Software licensed to Groundwater Stats Consulting. UG

## Tukey's Outlier Screening

GWC-16

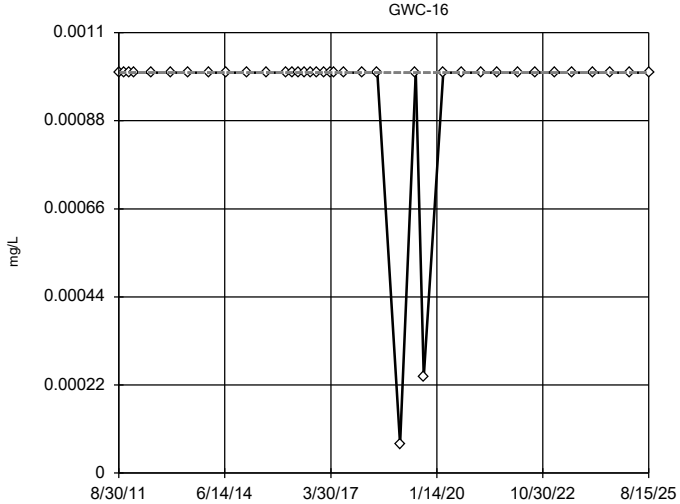


n = 38

No outliers found. Tukey's method selected by user.

Data were square root transformed to achieve best W statistic (graph shown in original units).

The results were invalidated, because the lower and upper quartiles are equal.

Constituent: Beryllium Analysis Run 3/25/2026 1:17 PM View: Tukey's Outlier Test

Plant Wansley Client: Southern Company Data: Wansley Landfill

Sanitas™ v.10.1.06 Software licensed to Groundwater Stats Consulting. UG

## Tukey's Outlier Screening

GWC-17

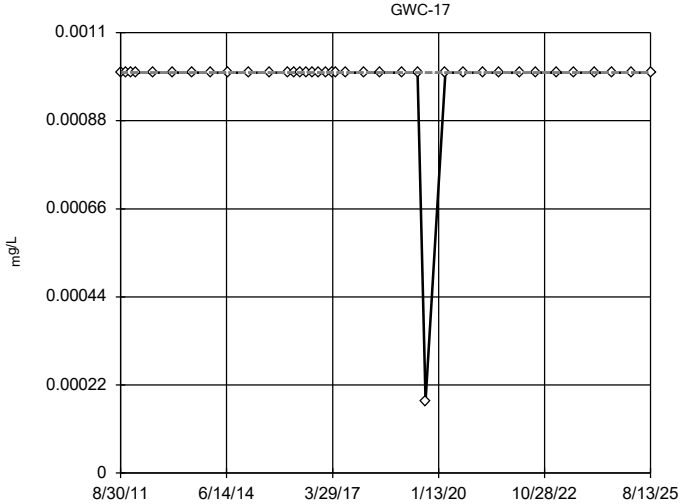


n = 38

No outliers found. Tukey's method selected by user.

Data were cube root transformed to achieve best W statistic (graph shown in original units).

The results were invalidated, because the lower and upper quartiles are equal.

Constituent: Beryllium Analysis Run 3/25/2026 1:17 PM View: Tukey's Outlier Test

Plant Wansley Client: Southern Company Data: Wansley Landfill

Sanitas™ v.10.1.06 Software licensed to Groundwater Stats Consulting. UG

## Tukey's Outlier Screening

GWC-18

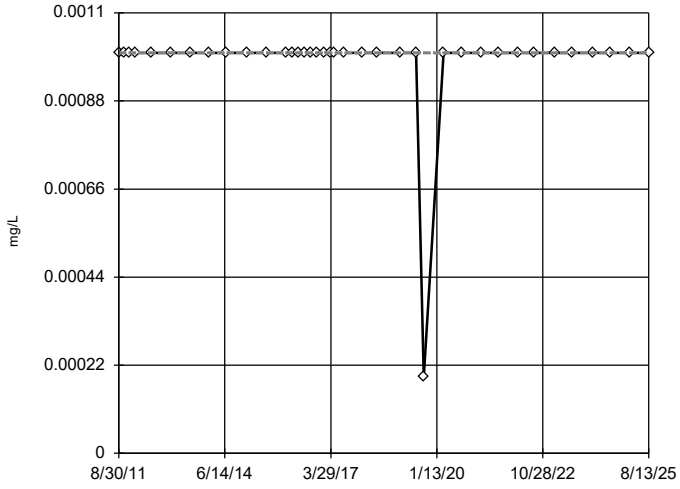


n = 38

No outliers found. Tukey's method selected by user.

Data were x^6 transformed to achieve best W statistic (graph shown in original units).

The results were invalidated, because the lower and upper quartiles are equal.

Constituent: Beryllium Analysis Run 3/25/2026 1:17 PM View: Tukey's Outlier Test

Plant Wansley Client: Southern Company Data: Wansley Landfill

Sanitas™ v.10.1.06 Software licensed to Groundwater Stats Consulting. UG

## Tukey's Outlier Screening

GWC-19

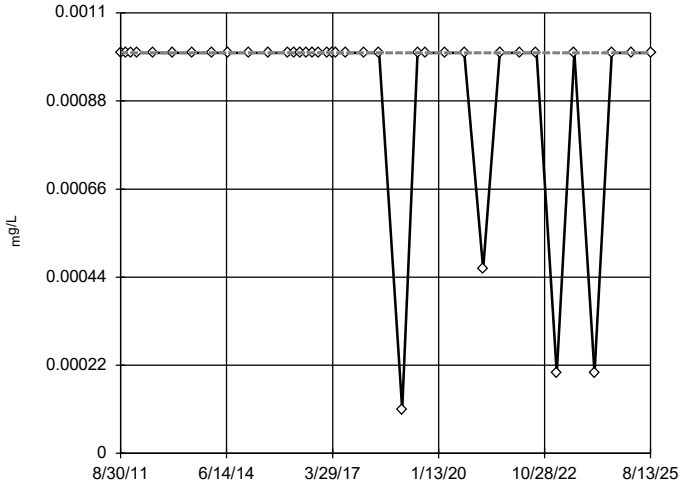


n = 38

No outliers found. Tukey's method selected by user.

Data were square root transformed to achieve best W statistic (graph shown in original units).

The results were invalidated, because the lower and upper quartiles are equal.

Constituent: Beryllium Analysis Run 3/25/2026 1:17 PM View: Tukey's Outlier Test

Plant Wansley Client: Southern Company Data: Wansley Landfill

Sanitas™ v.10.1.06 Software licensed to Groundwater Stats Consulting. UG

## Tukey's Outlier Screening

GWC-20

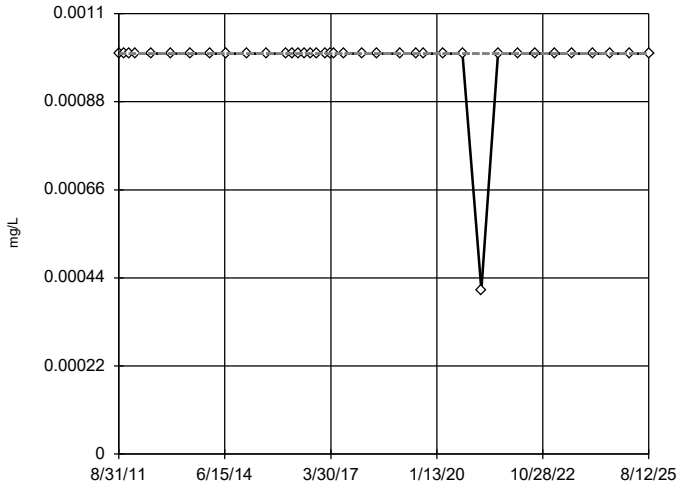


n = 38

No outliers found. Tukey's method selected by user.

Data were square transformed to achieve best W statistic (graph shown in original units).

The results were invalidated, because the lower and upper quartiles are equal.

Constituent: Beryllium Analysis Run 3/25/2026 1:18 PM View: Tukey's Outlier Test

Plant Wansley Client: Southern Company Data: Wansley Landfill

Sanitas™ v.10.1.06 Software licensed to Groundwater Stats Consulting. UG

## Tukey's Outlier Screening

GWC-21

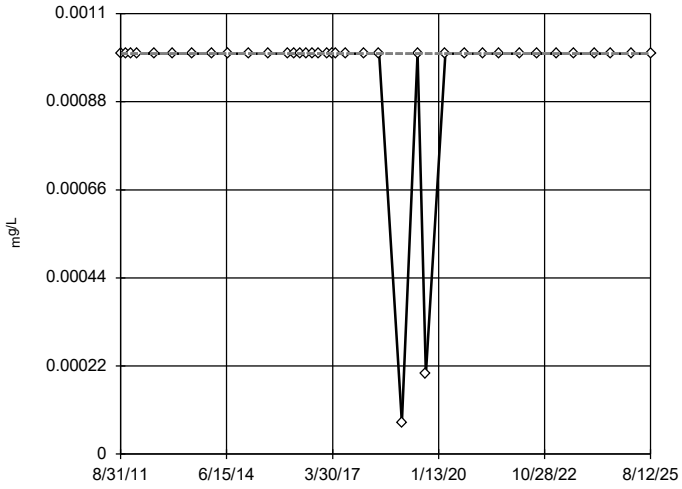


n = 38

No outliers found. Tukey's method selected by user.

Data were cube root transformed to achieve best W statistic (graph shown in original units).

The results were invalidated, because the lower and upper quartiles are equal.

Constituent: Beryllium Analysis Run 3/25/2026 1:18 PM View: Tukey's Outlier Test

Plant Wansley Client: Southern Company Data: Wansley Landfill

Sanitas™ v.10.1.06 Software licensed to Groundwater Stats Consulting. UG

## Tukey's Outlier Screening

GWC-22

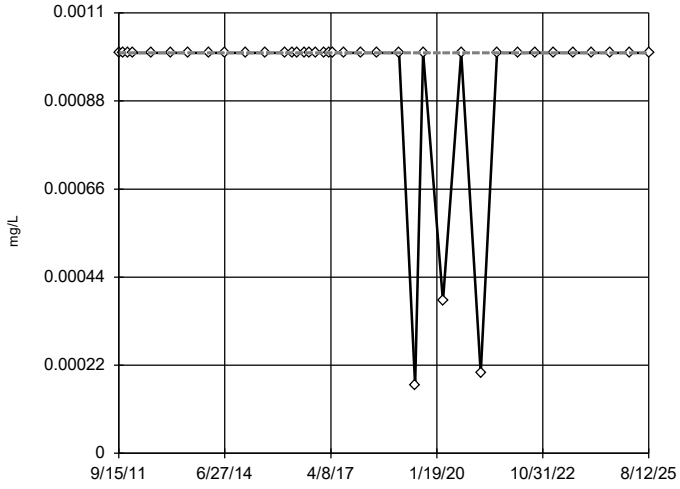


n = 38

No outliers found. Tukey's method selected by user.

Data were square root transformed to achieve best W statistic (graph shown in original units).

The results were invalidated, because the lower and upper quartiles are equal.

Constituent: Beryllium Analysis Run 3/25/2026 1:18 PM View: Tukey's Outlier Test

Plant Wansley Client: Southern Company Data: Wansley Landfill

Sanitas™ v.10.1.06 Software licensed to Groundwater Stats Consulting. UG

## Tukey's Outlier Screening

GWC-23

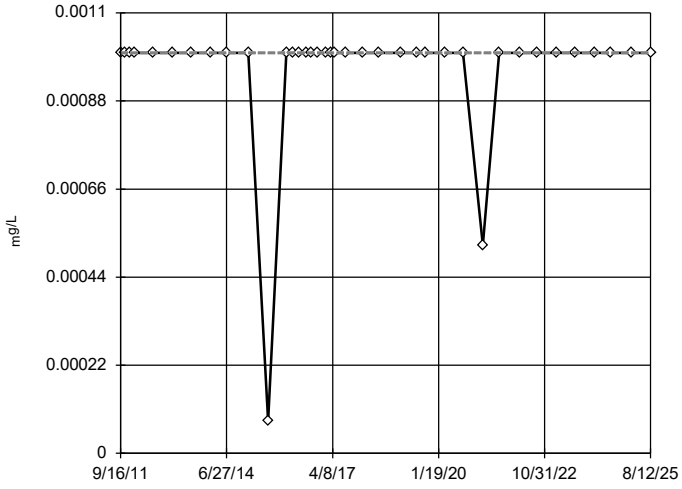


n = 38

No outliers found. Tukey's method selected by user.

Data were square transformed to achieve best W statistic (graph shown in original units).

The results were invalidated, because the lower and upper quartiles are equal.

Constituent: Beryllium Analysis Run 3/25/2026 1:18 PM View: Tukey's Outlier Test

Plant Wansley Client: Southern Company Data: Wansley Landfill

Sanitas™ v.10.1.06 Software licensed to Groundwater Stats Consulting. UG

## Tukey's Outlier Screening

GWC-24

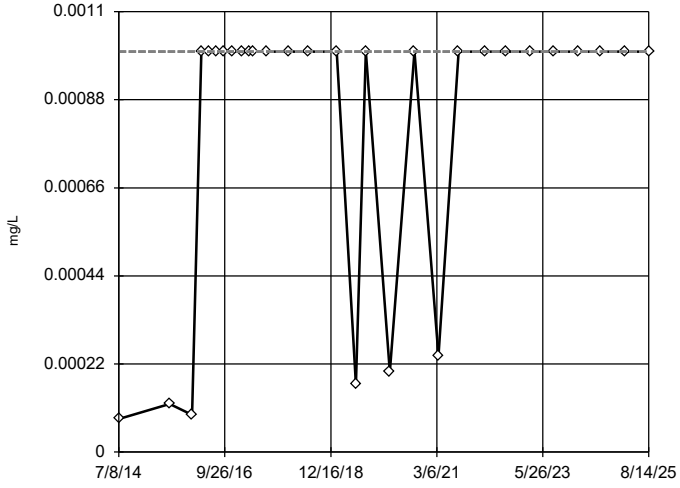


n = 29

No outliers found. Tukey's method selected by user.

Data were natural log transformed to achieve best W statistic (graph shown in original units).

The results were invalidated, because the lower and upper quartiles are equal.

Constituent: Beryllium Analysis Run 3/25/2026 1:18 PM View: Tukey's Outlier Test

Plant Wansley Client: Southern Company Data: Wansley Landfill

Sanitas™ v.10.1.06 Software licensed to Groundwater Stats Consulting. UG

## Tukey's Outlier Screening

GWC-25

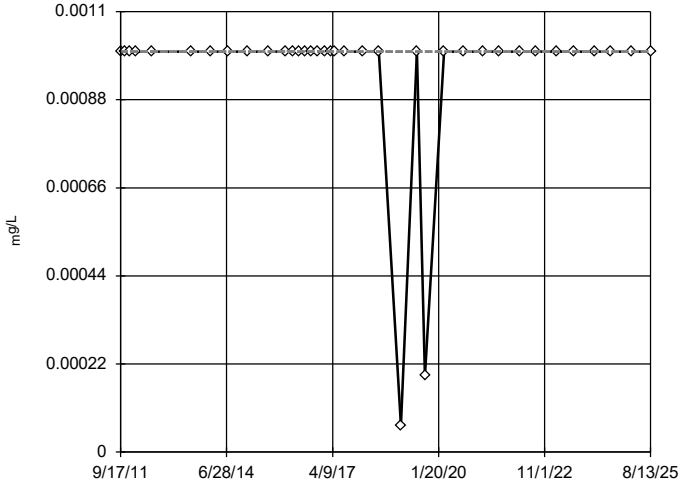


n = 37

No outliers found. Tukey's method selected by user.

Data were cube root transformed to achieve best W statistic (graph shown in original units).

The results were invalidated, because the lower and upper quartiles are equal.

Constituent: Beryllium Analysis Run 3/25/2026 1:18 PM View: Tukey's Outlier Test

Plant Wansley Client: Southern Company Data: Wansley Landfill

Sanitas™ v.10.1.06 Software licensed to Groundwater Stats Consulting. UG

## Tukey's Outlier Screening

GWC-26

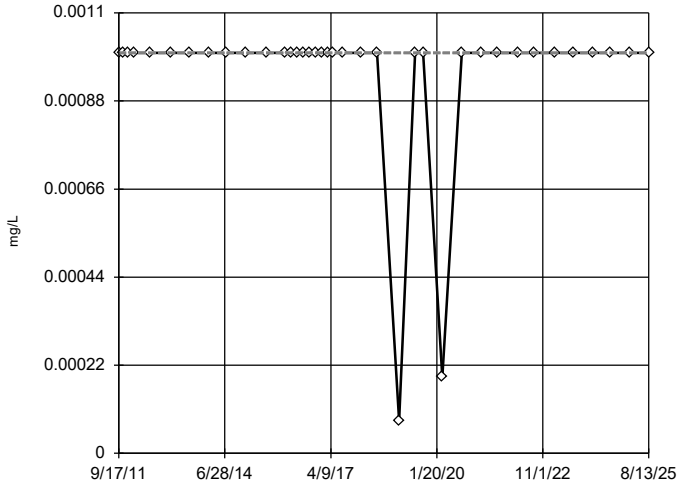


n = 38

No outliers found. Tukey's method selected by user.

Data were cube root transformed to achieve best W statistic (graph shown in original units).

The results were invalidated, because the lower and upper quartiles are equal.

Constituent: Beryllium Analysis Run 3/25/2026 1:18 PM View: Tukey's Outlier Test

Plant Wansley Client: Southern Company Data: Wansley Landfill

Sanitas™ v.10.1.06 Software licensed to Groundwater Stats Consulting. UG

## Tukey's Outlier Screening

GWC-27

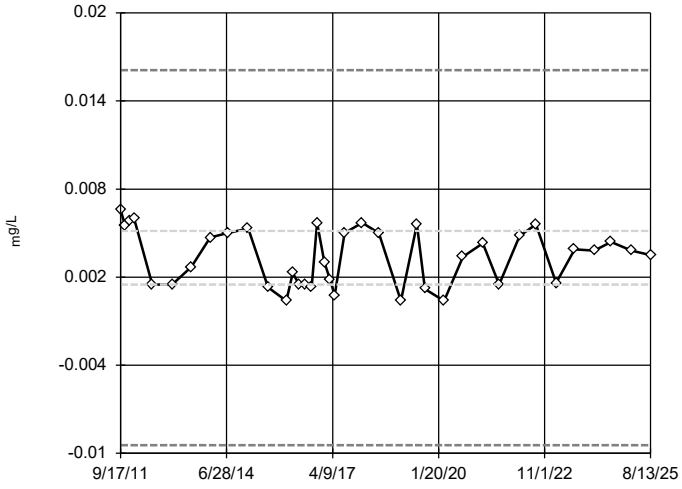


n = 38

No outliers found. Tukey's method selected by user.

Ladder of Powers transformations did not improve normality; analysis run on raw data.

High cutoff = 0.0161, low cutoff = -0.00945, based on IQR multiplier of 3.

Constituent: Beryllium Analysis Run 3/25/2026 1:18 PM View: Tukey's Outlier Test

Plant Wansley Client: Southern Company Data: Wansley Landfill

Sanitas™ v.10.1.06 Software licensed to Groundwater Stats Consulting. UG

## Tukey's Outlier Screening

GWC-30

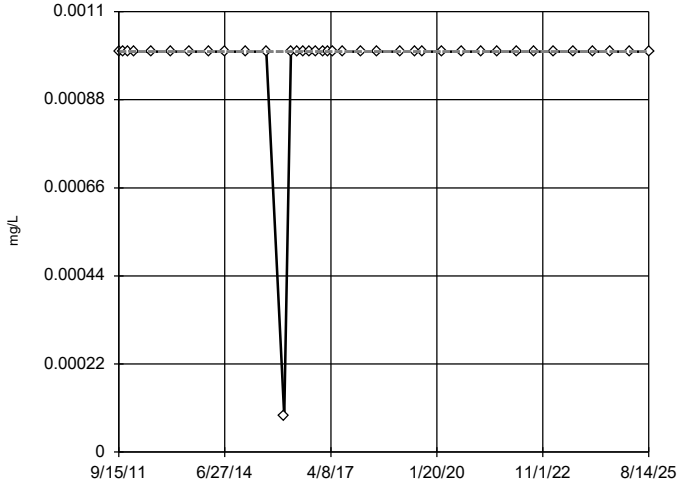


n = 38

No outliers found. Tukey's method selected by user.

Ladder of Powers transformations did not improve normality; analysis run on raw data.

The results were invalidated, because the lower and upper quartiles are equal.

Constituent: Beryllium Analysis Run 3/25/2026 1:18 PM View: Tukey's Outlier Test

Plant Wansley Client: Southern Company Data: Wansley Landfill

Sanitas™ v.10.1.06 Software licensed to Groundwater Stats Consulting. UG

## Tukey's Outlier Screening

GWC-31

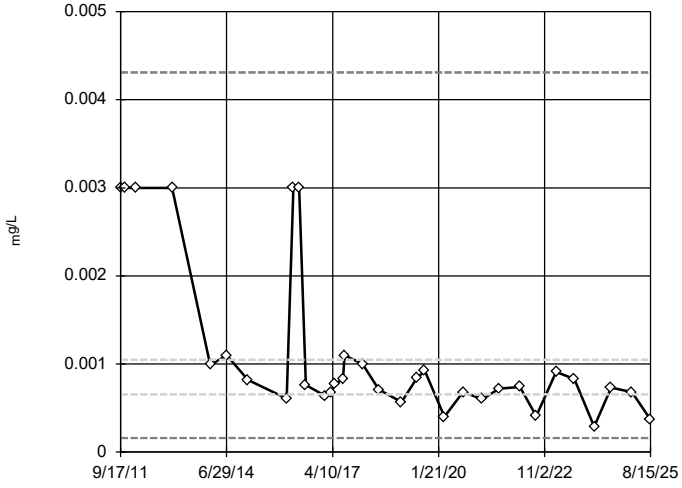


n = 33

No outliers found. Tukey's method selected by user.

Data were natural log transformed to achieve best W statistic (graph shown in original units).

High cutoff = 0.004309, low cutoff = 0.0001594, based on IQR multiplier of 3.

Constituent: Beryllium Analysis Run 3/25/2026 1:18 PM View: Tukey's Outlier Test

Plant Wansley Client: Southern Company Data: Wansley Landfill

Sanitas™ v.10.1.06 Software licensed to Groundwater Stats Consulting. UG

## Tukey's Outlier Screening

GWC-32

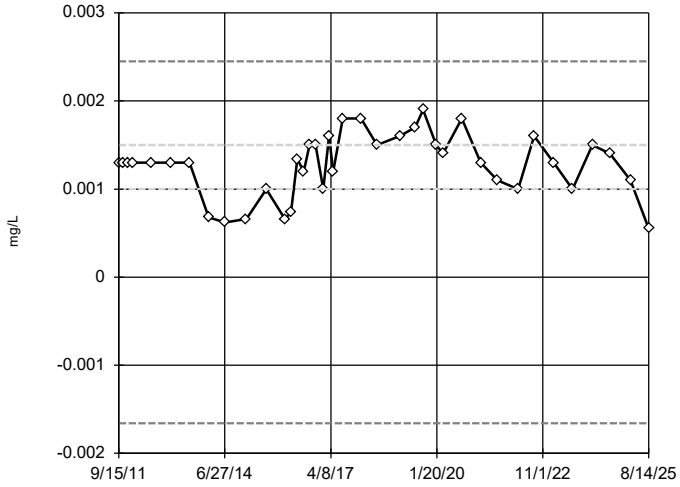


n = 39

No outliers found. Tukey's method selected by user.

Data were square transformed to achieve best W statistic (graph shown in original units).

High cutoff = 0.002449, low cutoff = -0.001658, based on IQR multiplier of 3.

Constituent: Beryllium Analysis Run 3/25/2026 1:18 PM View: Tukey's Outlier Test

Plant Wansley Client: Southern Company Data: Wansley Landfill

Sanitas™ v.10.1.06 Software licensed to Groundwater Stats Consulting. UG

## Tukey's Outlier Screening

GWC-33

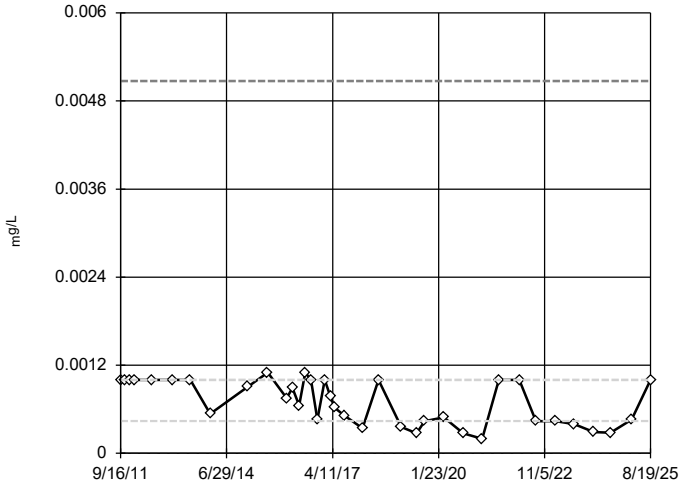


n = 37

No outliers found. Tukey's method selected by user.

Data were cube root transformed to achieve best W statistic (graph shown in original units).

High cutoff = 0.005073, low cutoff = 7.6e-8, based on IQR multiplier of 3.

Constituent: Beryllium Analysis Run 3/25/2026 1:18 PM View: Tukey's Outlier Test

Plant Wansley Client: Southern Company Data: Wansley Landfill

Sanitas™ v.10.1.06 Software licensed to Groundwater Stats Consulting. UG

## Tukey's Outlier Screening

GWC-34

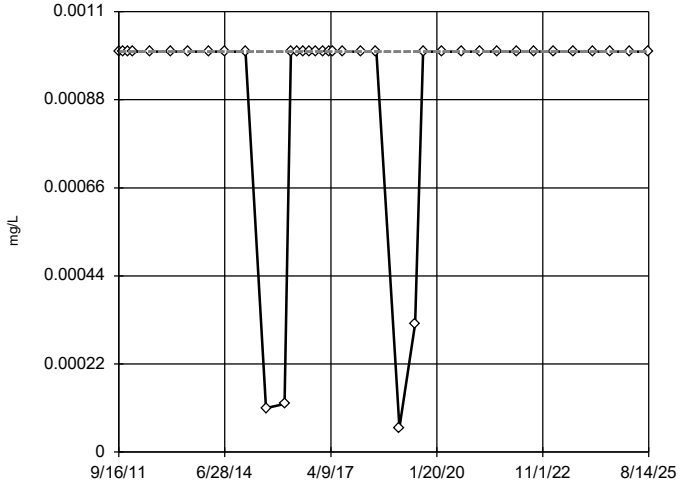


n = 38

No outliers found. Tukey's method selected by user.

Data were cube root transformed to achieve best W statistic (graph shown in original units).

The results were invalidated, because the lower and upper quartiles are equal.

Constituent: Beryllium Analysis Run 3/25/2026 1:18 PM View: Tukey's Outlier Test

Plant Wansley Client: Southern Company Data: Wansley Landfill

Sanitas™ v.10.1.06 Software licensed to Groundwater Stats Consulting. UG

## Tukey's Outlier Screening

GWC-35

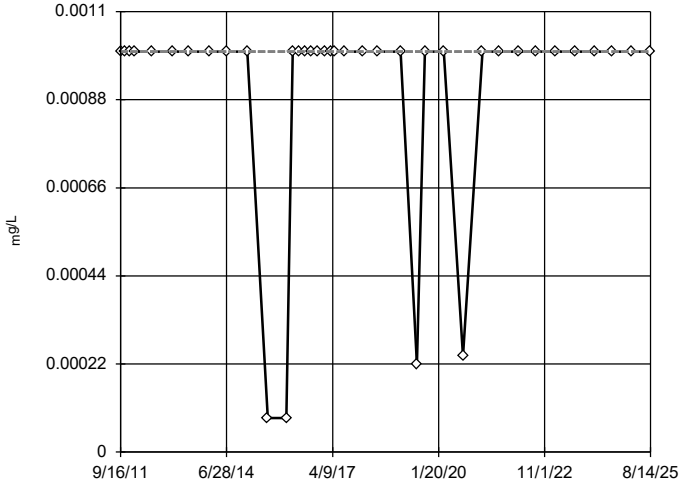


n = 38

No outliers found. Tukey's method selected by user.

Data were cube root transformed to achieve best W statistic (graph shown in original units).

The results were invalidated, because the lower and upper quartiles are equal.

Constituent: Beryllium Analysis Run 3/25/2026 1:18 PM View: Tukey's Outlier Test

Plant Wansley Client: Southern Company Data: Wansley Landfill

Sanitas™ v.10.1.06 Software licensed to Groundwater Stats Consulting. UG

## Tukey's Outlier Screening

GWA-1 (bg)

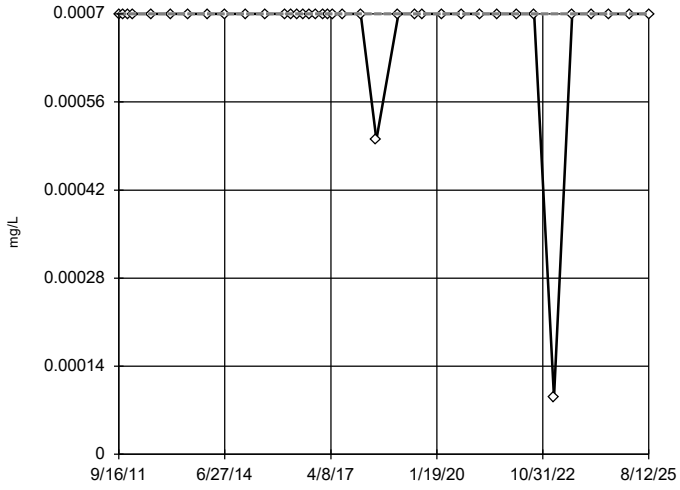


n = 38

No outliers found. Tukey's method selected by user.

Data were x^4 transformed to achieve best W statistic (graph shown in original units).

The results were invalidated, because the lower and upper quartiles are equal.

Constituent: Cadmium Analysis Run 3/25/2026 1:18 PM View: Tukey's Outlier Test

Plant Wansley Client: Southern Company Data: Wansley Landfill

Sanitas™ v.10.1.06 Software licensed to Groundwater Stats Consulting. UG

## Tukey's Outlier Screening

GWA-2 (bg)

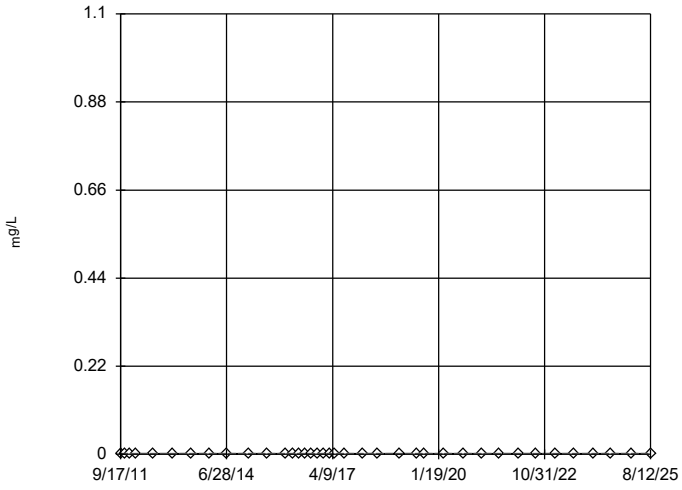


n = 38

No outliers found. Tukey's method selected by user.

All values are the same.

Constituent: Cadmium Analysis Run 3/25/2026 1:18 PM View: Tukey's Outlier Test

Plant Wansley Client: Southern Company Data: Wansley Landfill

Sanitas™ v.10.1.06 Software licensed to Groundwater Stats Consulting. UG

## Tukey's Outlier Screening

GWA-3 (bg)

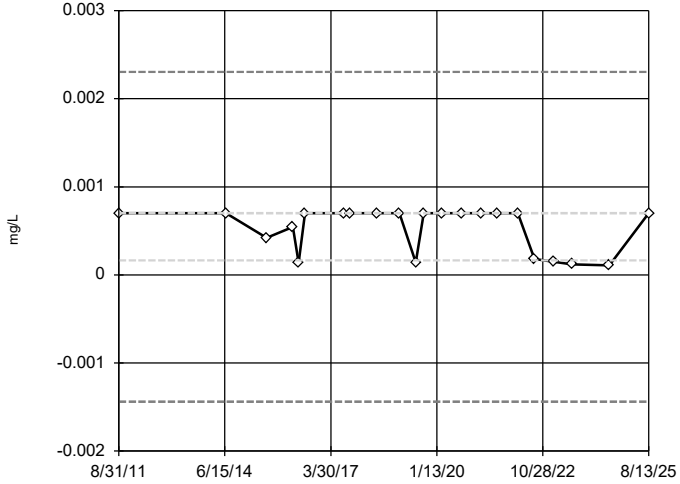


n = 22

No outliers found. Tukey's method selected by user.

Ladder of Powers transformations did not improve normality; analysis run on raw data.

High cutoff = 0.002305, low cutoff = -0.00144, based on IQR multiplier of 3.

Constituent: Cadmium Analysis Run 3/25/2026 1:18 PM View: Tukey's Outlier Test

Plant Wansley Client: Southern Company Data: Wansley Landfill

Sanitas™ v.10.1.06 Software licensed to Groundwater Stats Consulting. UG

## Tukey's Outlier Screening

GWA-4 (bg)

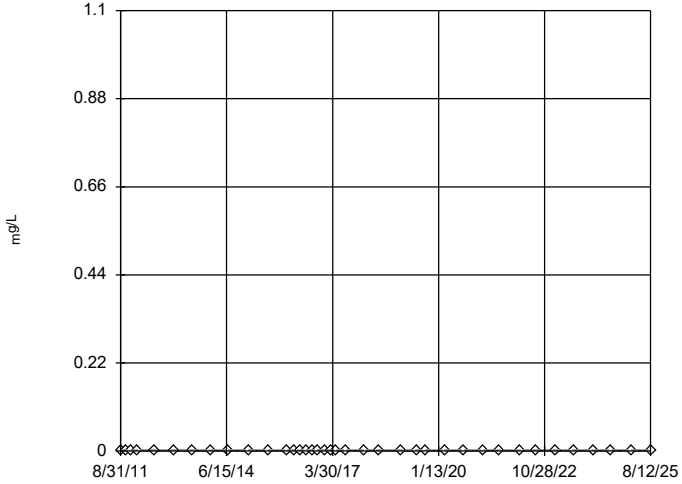


n = 38

No outliers found. Tukey's method selected by user.

All values are the same.

Constituent: Cadmium Analysis Run 3/25/2026 1:18 PM View: Tukey's Outlier Test

Plant Wansley Client: Southern Company Data: Wansley Landfill

Sanitas™ v.10.1.06 Software licensed to Groundwater Stats Consulting. UG

## Tukey's Outlier Screening

GWA-28 (bg)

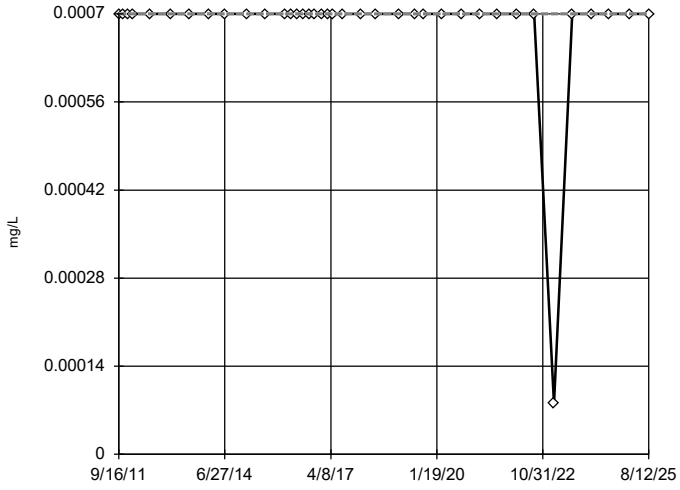


n = 38

No outliers found. Tukey's method selected by user.

Data were cube root transformed to achieve best W statistic (graph shown in original units).

The results were invalidated, because the lower and upper quartiles are equal.

Constituent: Cadmium Analysis Run 3/25/2026 1:18 PM View: Tukey's Outlier Test

Plant Wansley Client: Southern Company Data: Wansley Landfill

Sanitas™ v.10.1.06 Software licensed to Groundwater Stats Consulting. UG

## Tukey's Outlier Screening

GWA-29 (bg)

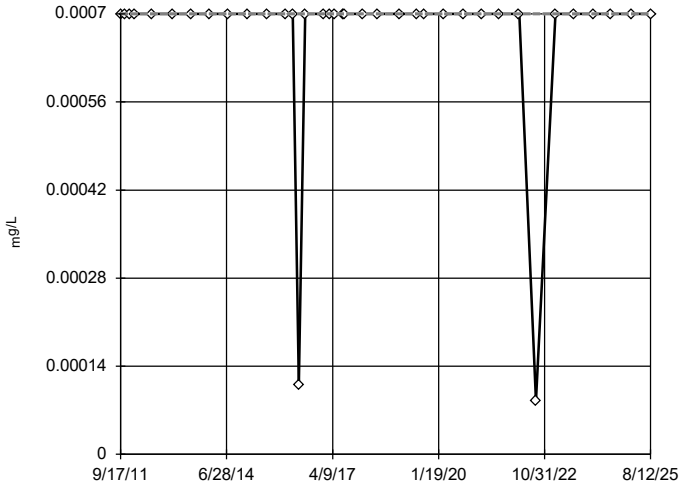


n = 37

No outliers found. Tukey's method selected by user.

Data were natural log transformed to achieve best W statistic (graph shown in original units).

The results were invalidated, because the lower and upper quartiles are equal.

Constituent: Cadmium Analysis Run 3/25/2026 1:18 PM View: Tukey's Outlier Test

Plant Wansley Client: Southern Company Data: Wansley Landfill

Sanitas™ v.10.1.06 Software licensed to Groundwater Stats Consulting. UG

## Tukey's Outlier Screening

GWC-5

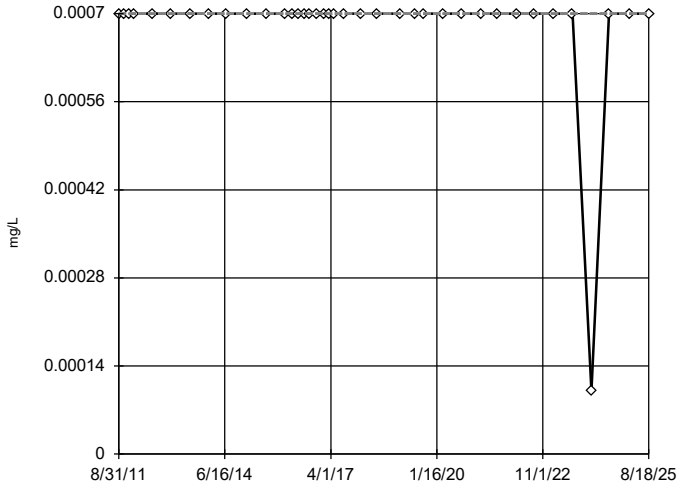


n = 38

No outliers found. Tukey's method selected by user.

Data were square root transformed to achieve best W statistic (graph shown in original units).

The results were invalidated, because the lower and upper quartiles are equal.

Constituent: Cadmium Analysis Run 3/25/2026 1:18 PM View: Tukey's Outlier Test

Plant Wansley Client: Southern Company Data: Wansley Landfill

Sanitas™ v.10.1.06 Software licensed to Groundwater Stats Consulting. UG

## Tukey's Outlier Screening

GWC-6

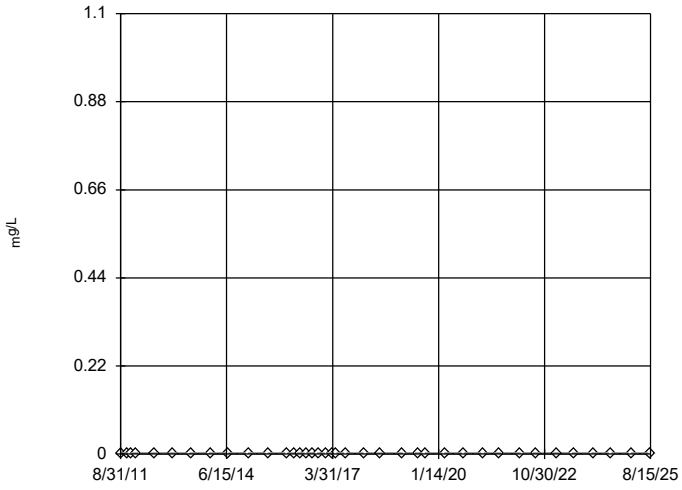


n = 38

No outliers found. Tukey's method selected by user.

All values are the same.

Constituent: Cadmium Analysis Run 3/25/2026 1:18 PM View: Tukey's Outlier Test

Plant Wansley Client: Southern Company Data: Wansley Landfill

Sanitas™ v.10.1.06 Software licensed to Groundwater Stats Consulting. UG

## Tukey's Outlier Screening

GWC-7

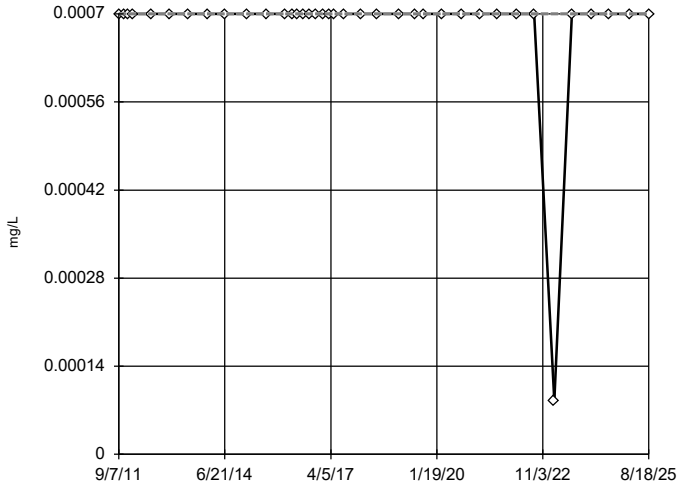


n = 38

No outliers found. Tukey's method selected by user.

Data were square root transformed to achieve best W statistic (graph shown in original units).

The results were invalidated, because the lower and upper quartiles are equal.

Constituent: Cadmium Analysis Run 3/25/2026 1:18 PM View: Tukey's Outlier Test

Plant Wansley Client: Southern Company Data: Wansley Landfill

Sanitas™ v.10.1.06 Software licensed to Groundwater Stats Consulting. UG

## Tukey's Outlier Screening

GWC-8

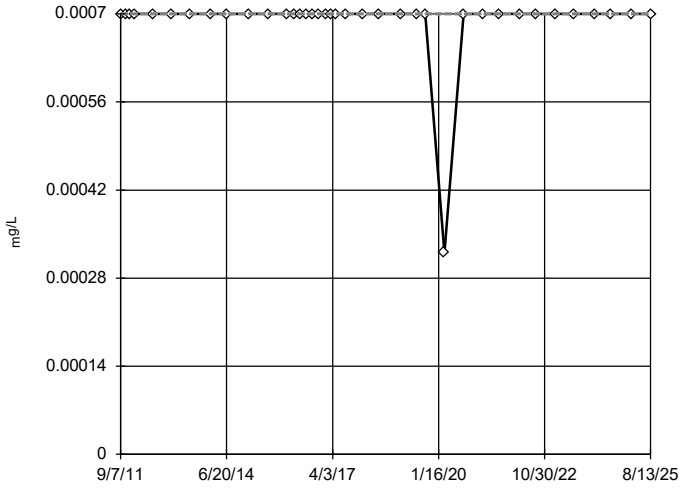


n = 38

No outliers found. Tukey's method selected by user.

Data were square root transformed to achieve best W statistic (graph shown in original units).

The results were invalidated, because the lower and upper quartiles are equal.

Constituent: Cadmium Analysis Run 3/25/2026 1:18 PM View: Tukey's Outlier Test

Plant Wansley Client: Southern Company Data: Wansley Landfill

Sanitas™ v.10.1.06 Software licensed to Groundwater Stats Consulting. UG

## Tukey's Outlier Screening

GWC-9

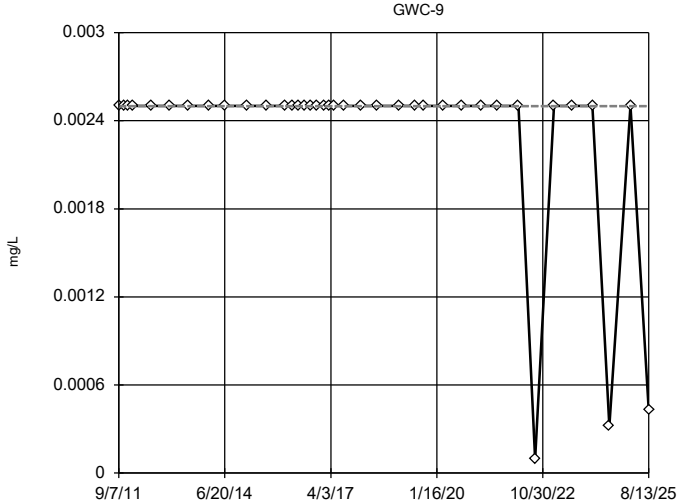


n = 38

No outliers found. Tukey's method selected by user.

Data were cube root transformed to achieve best W statistic (graph shown in original units).

The results were invalidated, because the lower and upper quartiles are equal.

Constituent: Cadmium Analysis Run 3/25/2026 1:18 PM View: Tukey's Outlier Test

Plant Wansley Client: Southern Company Data: Wansley Landfill

Sanitas™ v.10.1.06 Software licensed to Groundwater Stats Consulting. UG

## Tukey's Outlier Screening

GWC-10

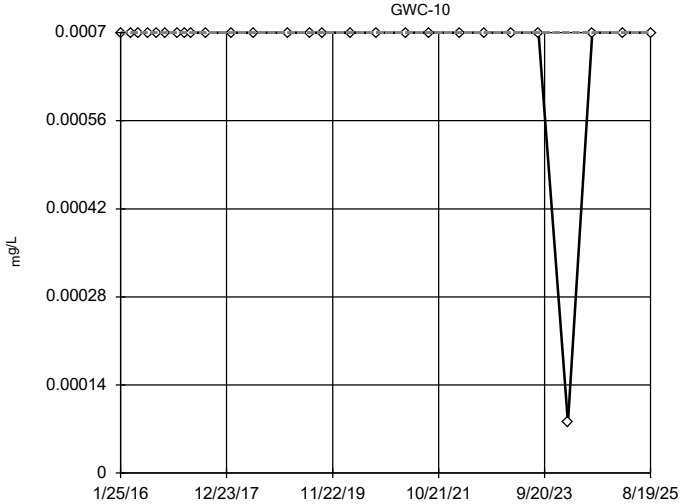


n = 27

No outliers found. Tukey's method selected by user.

Data were square transformed to achieve best W statistic (graph shown in original units).

The results were invalidated, because the lower and upper quartiles are equal.

Constituent: Cadmium Analysis Run 3/25/2026 1:18 PM View: Tukey's Outlier Test

Plant Wansley Client: Southern Company Data: Wansley Landfill

Sanitas™ v.10.1.06 Software licensed to Groundwater Stats Consulting. UG

## Tukey's Outlier Screening

GWC-11

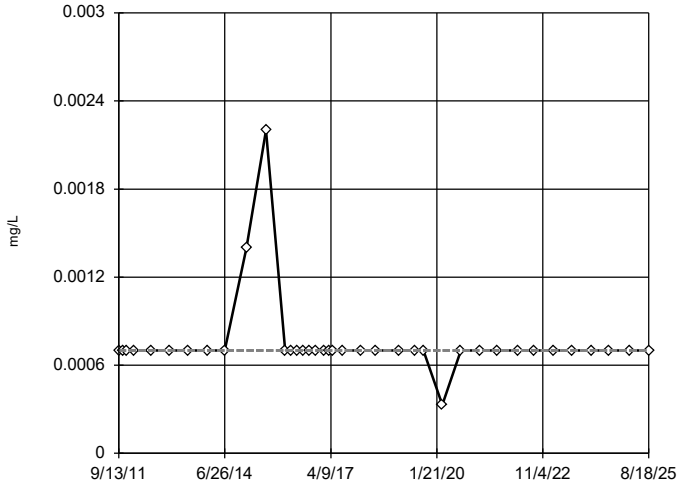


n = 38

No outliers found. Tukey's method selected by user.

Data were natural log transformed to achieve best W statistic (graph shown in original units).

The results were invalidated, because the lower and upper quartiles are equal.

Constituent: Cadmium Analysis Run 3/25/2026 1:18 PM View: Tukey's Outlier Test

Plant Wansley Client: Southern Company Data: Wansley Landfill

Sanitas™ v.10.1.06 Software licensed to Groundwater Stats Consulting. UG

## Tukey's Outlier Screening

GWC-12

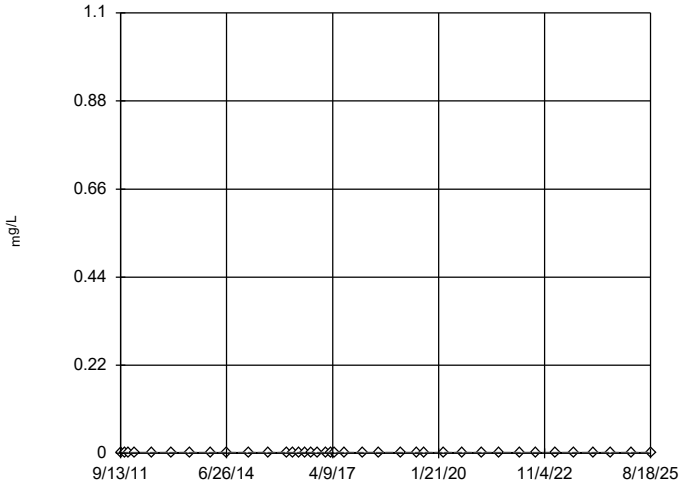


n = 38

No outliers found. Tukey's method selected by user.

All values are the same.

Constituent: Cadmium Analysis Run 3/25/2026 1:18 PM View: Tukey's Outlier Test

Plant Wansley Client: Southern Company Data: Wansley Landfill

Sanitas™ v.10.1.06 Software licensed to Groundwater Stats Consulting. UG

## Tukey's Outlier Screening

GWC-13

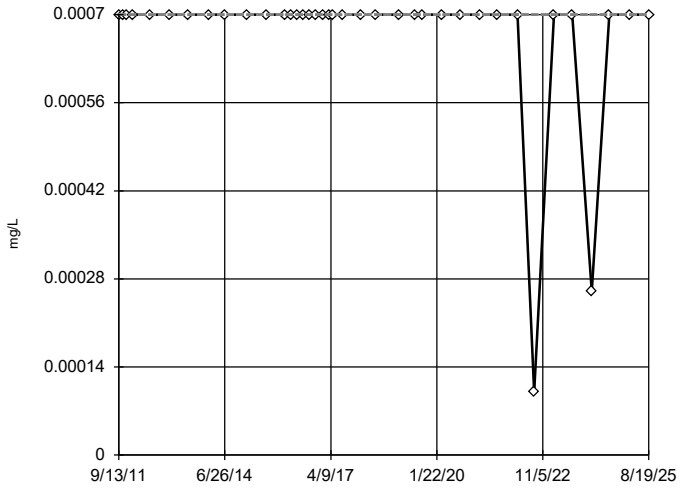


n = 38

No outliers found. Tukey's method selected by user.

Ladder of Powers transformations did not improve normality; analysis run on raw data.

The results were invalidated, because the lower and upper quartiles are equal.

Constituent: Cadmium Analysis Run 3/25/2026 1:18 PM View: Tukey's Outlier Test

Plant Wansley Client: Southern Company Data: Wansley Landfill

Sanitas™ v.10.1.06 Software licensed to Groundwater Stats Consulting. UG

## Tukey's Outlier Screening

GWC-14

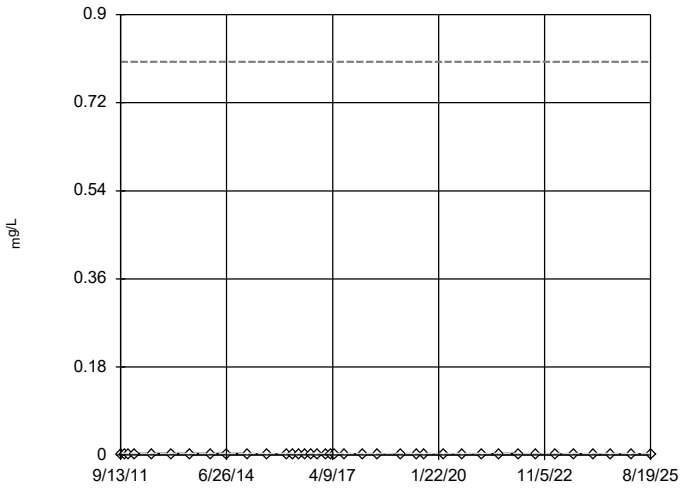


n = 38

No outliers found. Tukey's method selected by user.

Data were natural log transformed to achieve best W statistic (graph shown in original units).

High cutoff = 0.8035, low cutoff = 0.000001136, based on IQR multiplier of 3.

Constituent: Cadmium Analysis Run 3/25/2026 1:18 PM View: Tukey's Outlier Test

Plant Wansley Client: Southern Company Data: Wansley Landfill

Sanitas™ v.10.1.06 Software licensed to Groundwater Stats Consulting. UG

## Tukey's Outlier Screening

GWC-15

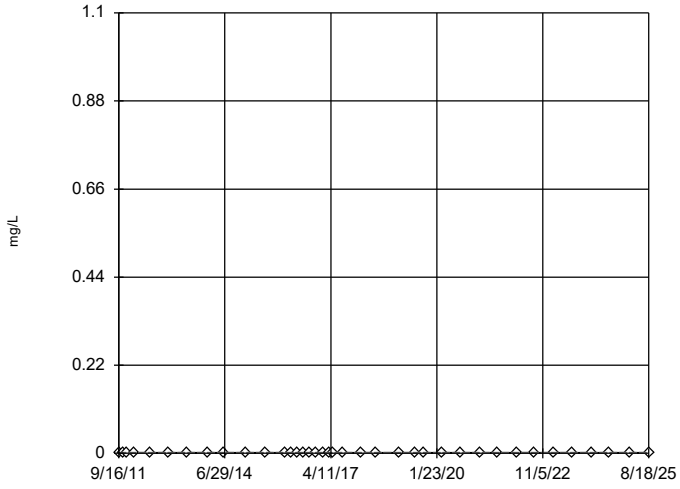


n = 38

No outliers found. Tukey's method selected by user.

All values are the same.

Constituent: Cadmium Analysis Run 3/25/2026 1:18 PM View: Tukey's Outlier Test

Plant Wansley Client: Southern Company Data: Wansley Landfill

Sanitas™ v.10.1.06 Software licensed to Groundwater Stats Consulting. UG

## Tukey's Outlier Screening

GWC-16

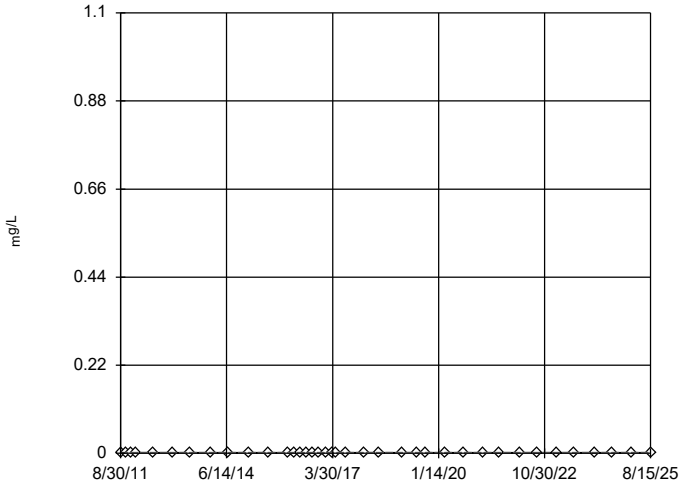


n = 38

No outliers found. Tukey's method selected by user.

All values are the same.

Constituent: Cadmium Analysis Run 3/25/2026 1:18 PM View: Tukey's Outlier Test

Plant Wansley Client: Southern Company Data: Wansley Landfill

Sanitas™ v.10.1.06 Software licensed to Groundwater Stats Consulting. UG

## Tukey's Outlier Screening

GWC-17

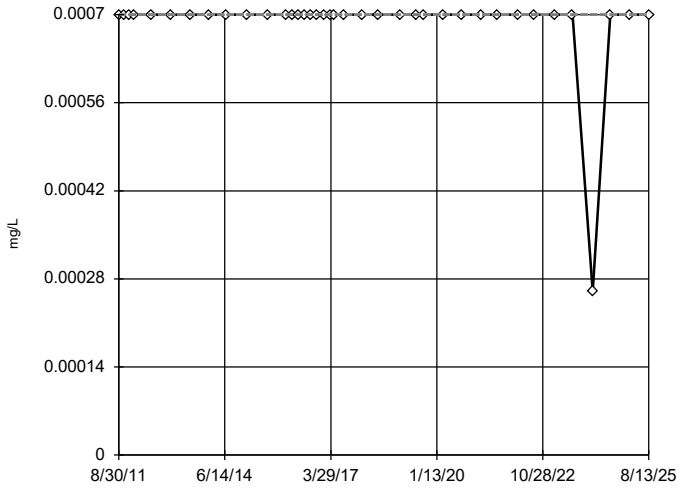


n = 38

No outliers found. Tukey's method selected by user.

Data were cube root transformed to achieve best W statistic (graph shown in original units).

The results were invalidated, because the lower and upper quartiles are equal.

Constituent: Cadmium Analysis Run 3/25/2026 1:18 PM View: Tukey's Outlier Test

Plant Wansley Client: Southern Company Data: Wansley Landfill

Sanitas™ v.10.1.06 Software licensed to Groundwater Stats Consulting. UG

## Tukey's Outlier Screening

GWC-18

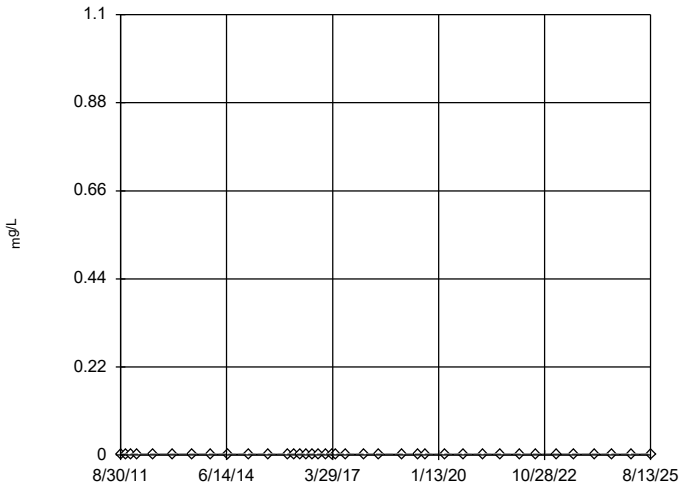


n = 38

No outliers found. Tukey's method selected by user.

All values are the same.

Constituent: Cadmium Analysis Run 3/25/2026 1:18 PM View: Tukey's Outlier Test

Plant Wansley Client: Southern Company Data: Wansley Landfill

Sanitas™ v.10.1.06 Software licensed to Groundwater Stats Consulting. UG

## Tukey's Outlier Screening

GWC-19

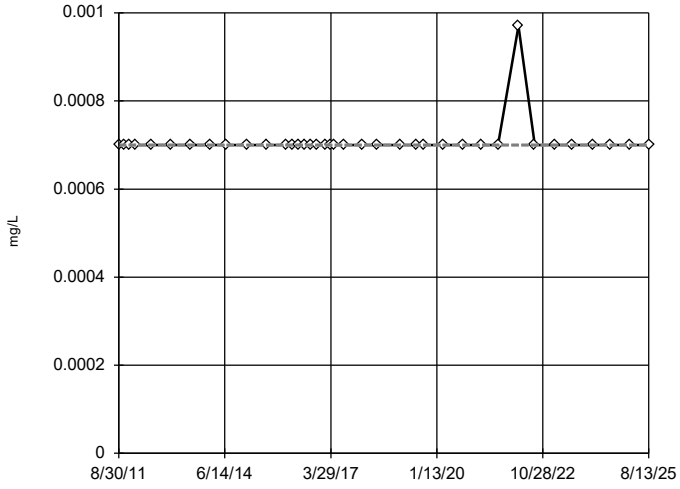


n = 38

No outliers found. Tukey's method selected by user.

Data were x^5 transformed to achieve best W statistic (graph shown in original units).

The results were invalidated, because the lower and upper quartiles are equal.

Constituent: Cadmium Analysis Run 3/25/2026 1:18 PM View: Tukey's Outlier Test

Plant Wansley Client: Southern Company Data: Wansley Landfill

Sanitas™ v.10.1.06 Software licensed to Groundwater Stats Consulting. UG

## Tukey's Outlier Screening

GWC-20

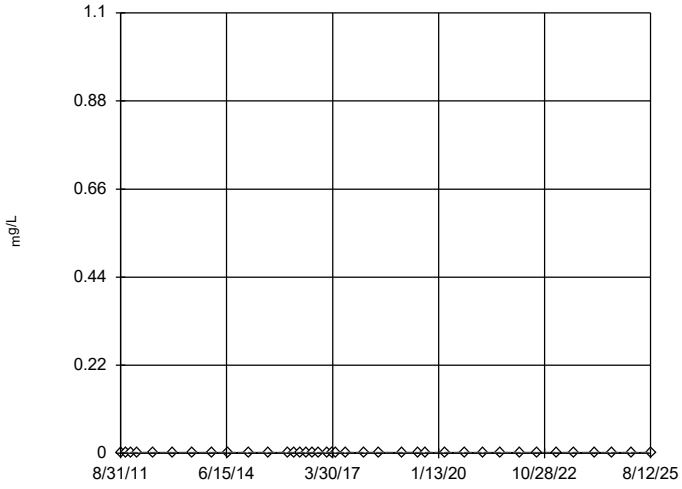


n = 38

No outliers found. Tukey's method selected by user.

All values are the same.

Constituent: Cadmium Analysis Run 3/25/2026 1:18 PM View: Tukey's Outlier Test

Plant Wansley Client: Southern Company Data: Wansley Landfill

Sanitas™ v.10.1.06 Software licensed to Groundwater Stats Consulting. UG

## Tukey's Outlier Screening

GWC-21

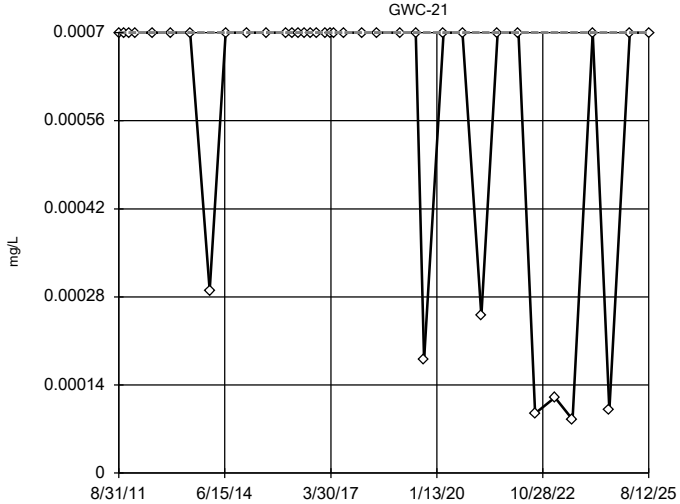


n = 38

No outliers found. Tukey's method selected by user.

Data were cube root transformed to achieve best W statistic (graph shown in original units).

The results were invalidated, because the lower and upper quartiles are equal.

Constituent: Cadmium Analysis Run 3/25/2026 1:18 PM View: Tukey's Outlier Test

Plant Wansley Client: Southern Company Data: Wansley Landfill

Sanitas™ v.10.1.06 Software licensed to Groundwater Stats Consulting. UG

## Tukey's Outlier Screening

GWC-22

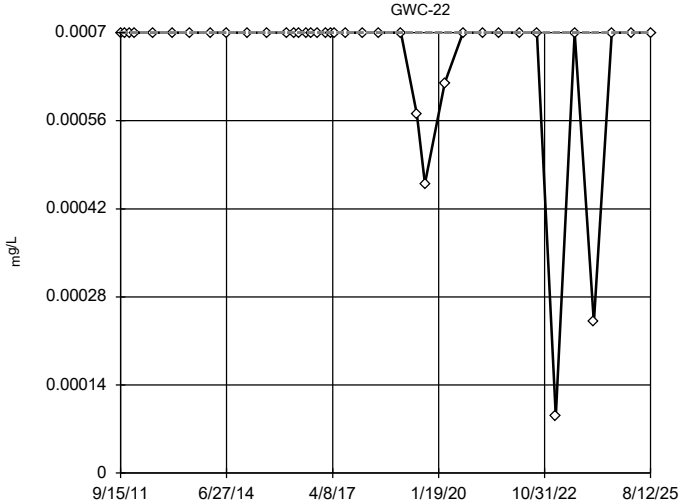


n = 38

No outliers found. Tukey's method selected by user.

Data were x^5 transformed to achieve best W statistic (graph shown in original units).

The results were invalidated, because the lower and upper quartiles are equal.

Constituent: Cadmium Analysis Run 3/25/2026 1:18 PM View: Tukey's Outlier Test

Plant Wansley Client: Southern Company Data: Wansley Landfill

Sanitas™ v.10.1.06 Software licensed to Groundwater Stats Consulting. UG

## Tukey's Outlier Screening

GWC-23

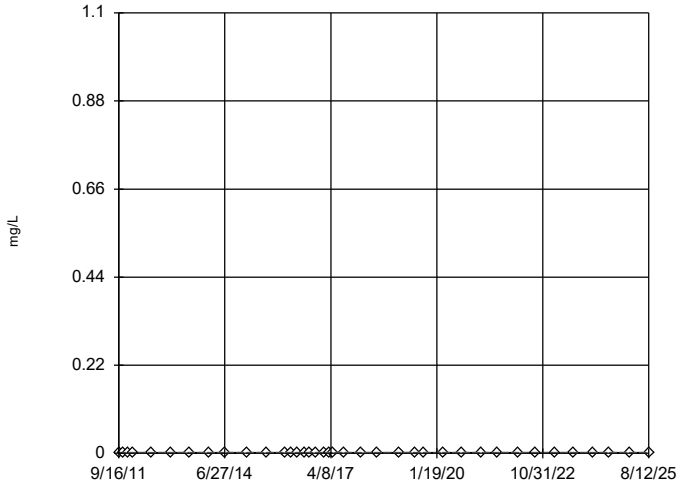


n = 38

No outliers found. Tukey's method selected by user.

All values are the same.

Constituent: Cadmium Analysis Run 3/25/2026 1:18 PM View: Tukey's Outlier Test

Plant Wansley Client: Southern Company Data: Wansley Landfill

Sanitas™ v.10.1.06 Software licensed to Groundwater Stats Consulting. UG

## Tukey's Outlier Screening

GWC-24

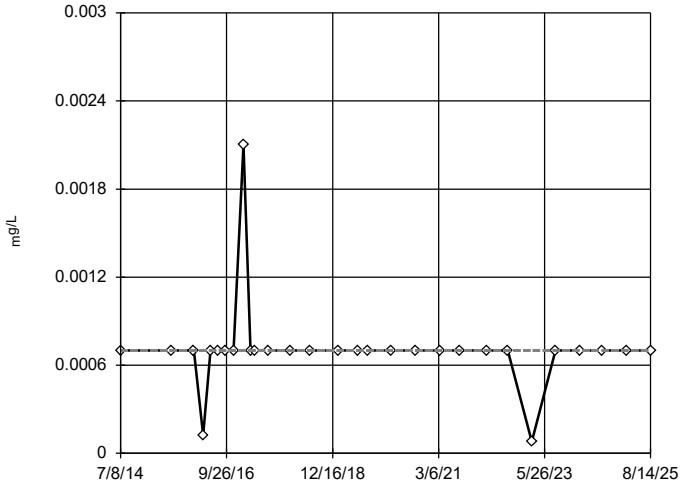


n = 29

No outliers found. Tukey's method selected by user.

Data were square root transformed to achieve best W statistic (graph shown in original units).

The results were invalidated, because the lower and upper quartiles are equal.

Constituent: Cadmium Analysis Run 3/25/2026 1:18 PM View: Tukey's Outlier Test

Plant Wansley Client: Southern Company Data: Wansley Landfill

Sanitas™ v.10.1.06 Software licensed to Groundwater Stats Consulting. UG

## Tukey's Outlier Screening

GWC-25

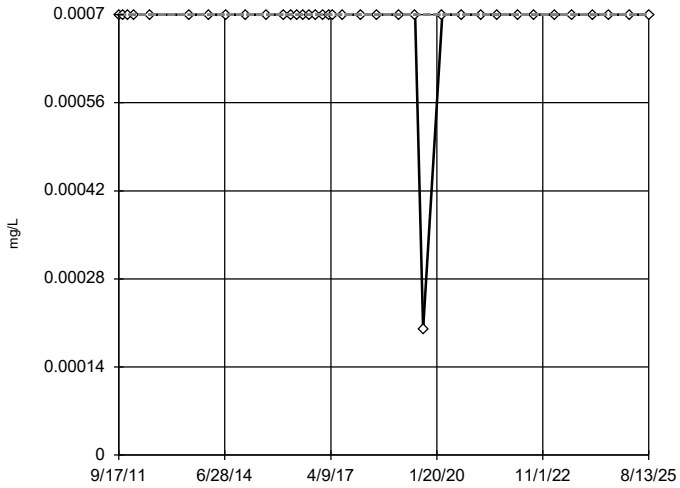


n = 37

No outliers found. Tukey's method selected by user.

Data were square transformed to achieve best W statistic (graph shown in original units).

The results were invalidated, because the lower and upper quartiles are equal.

Constituent: Cadmium Analysis Run 3/25/2026 1:18 PM View: Tukey's Outlier Test

Plant Wansley Client: Southern Company Data: Wansley Landfill

Sanitas™ v.10.1.06 Software licensed to Groundwater Stats Consulting. UG

## Tukey's Outlier Screening

GWC-26

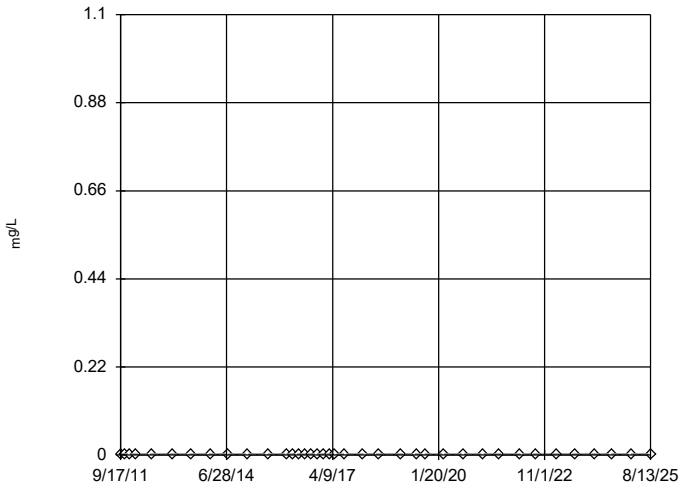


n = 38

No outliers found. Tukey's method selected by user.

All values are the same.

Constituent: Cadmium Analysis Run 3/25/2026 1:18 PM View: Tukey's Outlier Test

Plant Wansley Client: Southern Company Data: Wansley Landfill

Sanitas™ v.10.1.06 Software licensed to Groundwater Stats Consulting. UG

## Tukey's Outlier Screening

GWC-27

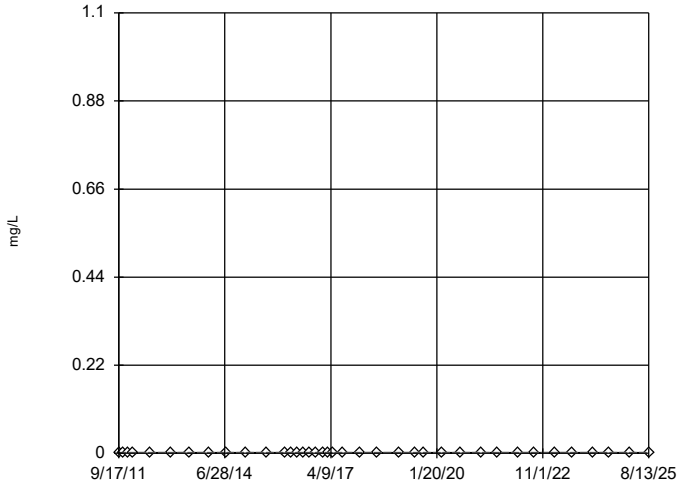


n = 38

No outliers found. Tukey's method selected by user.

All values are the same.

Constituent: Cadmium  Analysis Run 3/25/2026 1:18 PM  View: Tukey's Outlier Test

Plant Wansley  Client: Southern Company  Data: Wansley Landfill

Sanitas™ v.10.1.06 Software licensed to Groundwater Stats Consulting. UG

## Tukey's Outlier Screening

GWC-30

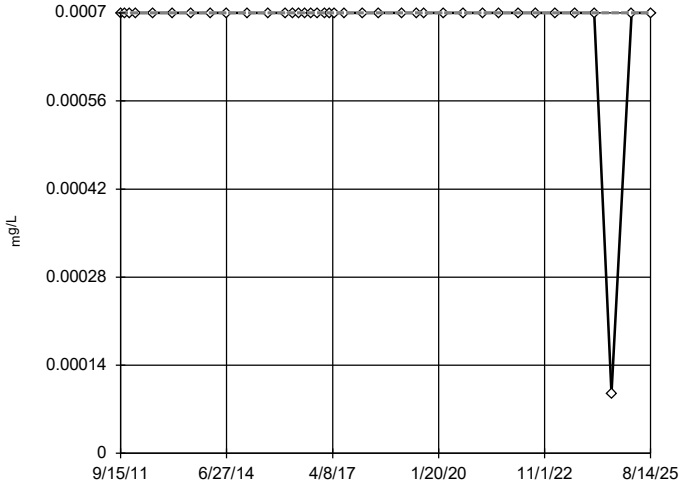


n = 38

No outliers found. Tukey's method selected by user.

Data were cube root transformed to achieve best W statistic (graph shown in original units).

The results were invalidated, because the lower and upper quartiles are equal.

Constituent: Cadmium  Analysis Run 3/25/2026 1:18 PM  View: Tukey's Outlier Test

Plant Wansley  Client: Southern Company  Data: Wansley Landfill

Sanitas™ v.10.1.06 Software licensed to Groundwater Stats Consulting. UG

## Tukey's Outlier Screening

GWC-31

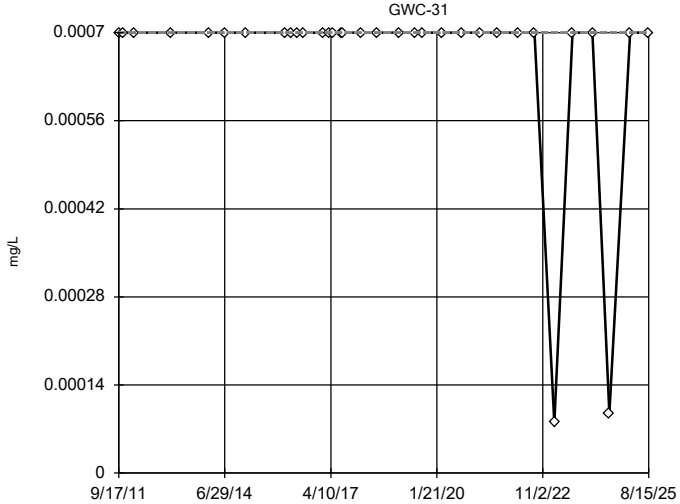


n = 33

No outliers found. Tukey's method selected by user.

Data were natural log transformed to achieve best W statistic (graph shown in original units).

The results were invalidated, because the lower and upper quartiles are equal.

Constituent: Cadmium  Analysis Run 3/25/2026 1:18 PM  View: Tukey's Outlier Test

Plant Wansley  Client: Southern Company  Data: Wansley Landfill

Sanitas™ v.10.1.06 Software licensed to Groundwater Stats Consulting. UG

## Tukey's Outlier Screening

GWC-32

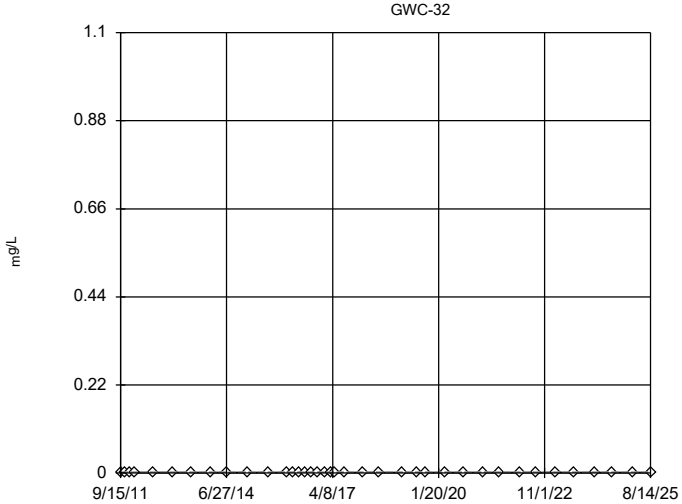


n = 38

No outliers found. Tukey's method selected by user.

All values are the same.

Constituent: Cadmium  Analysis Run 3/25/2026 1:18 PM  View: Tukey's Outlier Test

Plant Wansley  Client: Southern Company  Data: Wansley Landfill

Sanitas™ v.10.1.06 Software licensed to Groundwater Stats Consulting. UG

## Tukey's Outlier Screening

GWC-33

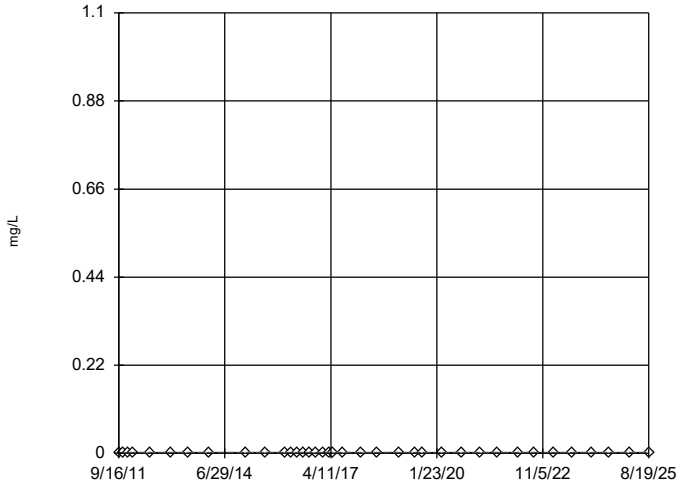


n = 37

No outliers found. Tukey's method selected by user.

All values are the same.

Constituent: Cadmium Analysis Run 3/25/2026 1:18 PM View: Tukey's Outlier Test

Plant Wansley Client: Southern Company Data: Wansley Landfill

Sanitas™ v.10.1.06 Software licensed to Groundwater Stats Consulting. UG

## Tukey's Outlier Screening

GWC-34

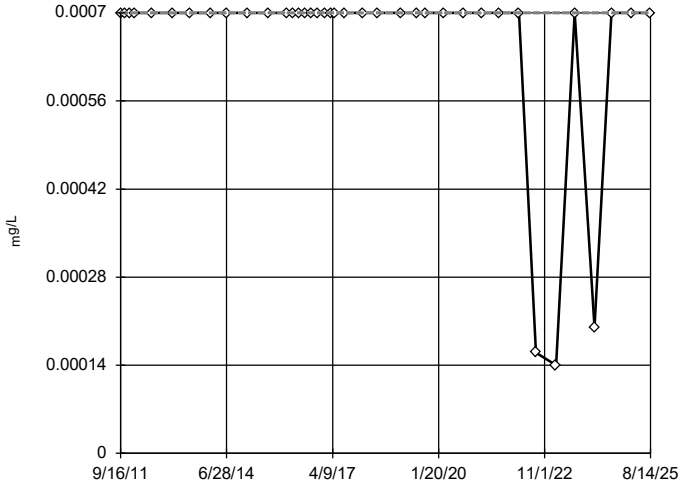


n = 38

No outliers found. Tukey's method selected by user.

Data were natural log transformed to achieve best W statistic (graph shown in original units).

The results were invalidated, because the lower and upper quartiles are equal.

Constituent: Cadmium Analysis Run 3/25/2026 1:18 PM View: Tukey's Outlier Test

Plant Wansley Client: Southern Company Data: Wansley Landfill

Sanitas™ v.10.1.06 Software licensed to Groundwater Stats Consulting. UG

## Tukey's Outlier Screening

GWC-35

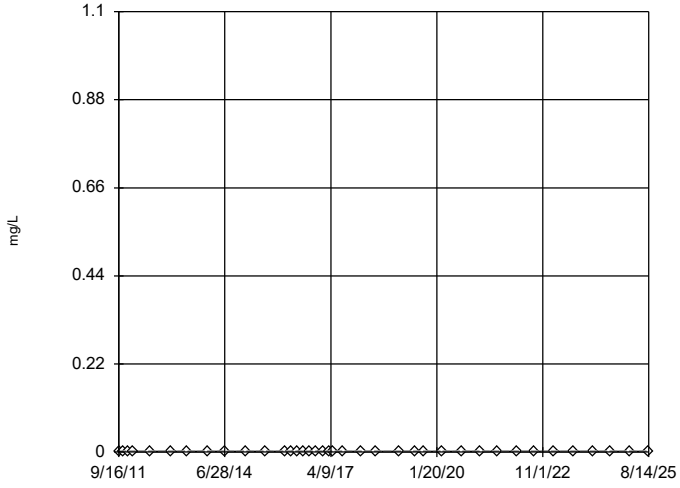


n = 38

No outliers found. Tukey's method selected by user.

All values are the same.

Constituent: Cadmium Analysis Run 3/25/2026 1:18 PM View: Tukey's Outlier Test

Plant Wansley Client: Southern Company Data: Wansley Landfill

Sanitas™ v.10.1.06 Software licensed to Groundwater Stats Consulting. UG

## Tukey's Outlier Screening

GWA-1 (bg)

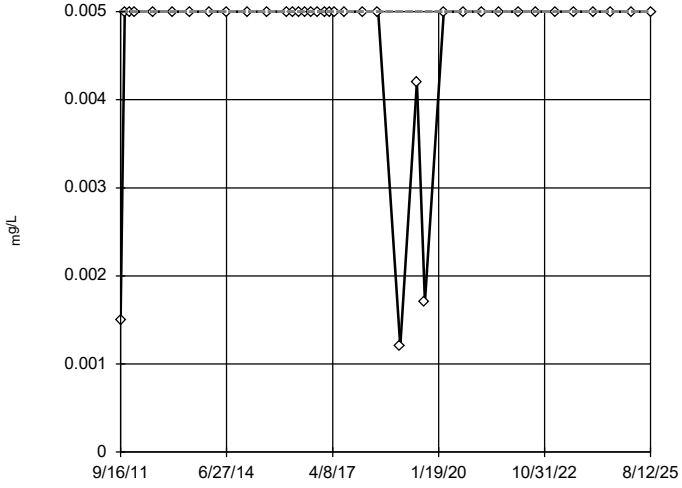


n = 38

No outliers found. Tukey's method selected by user.

Data were x^6 transformed to achieve best W statistic (graph shown in original units).

The results were invalidated, because the lower and upper quartiles are equal.

Constituent: Chromium Analysis Run 3/25/2026 1:18 PM View: Tukey's Outlier Test

Plant Wansley Client: Southern Company Data: Wansley Landfill

Sanitas™ v.10.1.06 Software licensed to Groundwater Stats Consulting. UG

## Tukey's Outlier Screening

GWA-2 (bg)

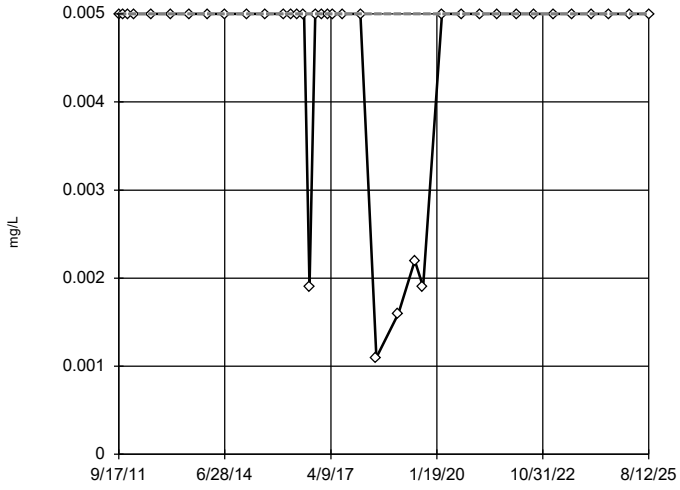


n = 38

No outliers found. Tukey's method selected by user.

Data were natural log transformed to achieve best W statistic (graph shown in original units).

The results were invalidated, because the lower and upper quartiles are equal.

Constituent: Chromium Analysis Run 3/25/2026 1:18 PM View: Tukey's Outlier Test

Plant Wansley Client: Southern Company Data: Wansley Landfill

Sanitas™ v.10.1.06 Software licensed to Groundwater Stats Consulting. UG

## Tukey's Outlier Screening

GWA-3 (bg)

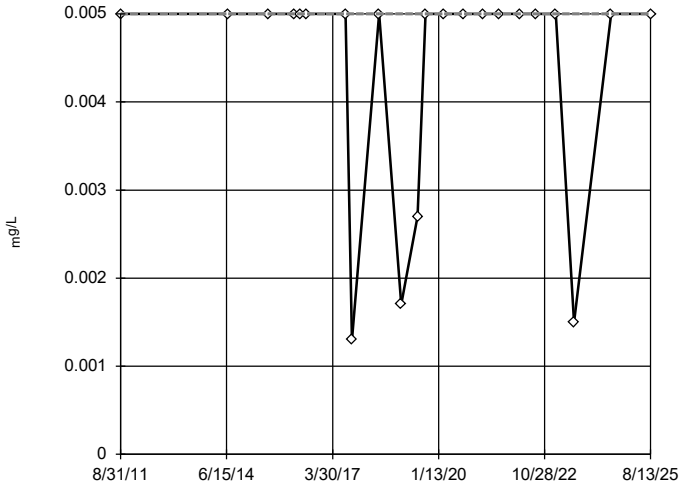


n = 22

No outliers found. Tukey's method selected by user.

Data were cube root transformed to achieve best W statistic (graph shown in original units).

The results were invalidated, because the lower and upper quartiles are equal.

Constituent: Chromium Analysis Run 3/25/2026 1:19 PM View: Tukey's Outlier Test

Plant Wansley Client: Southern Company Data: Wansley Landfill

Sanitas™ v.10.1.06 Software licensed to Groundwater Stats Consulting. UG

## Tukey's Outlier Screening

GWA-4 (bg)

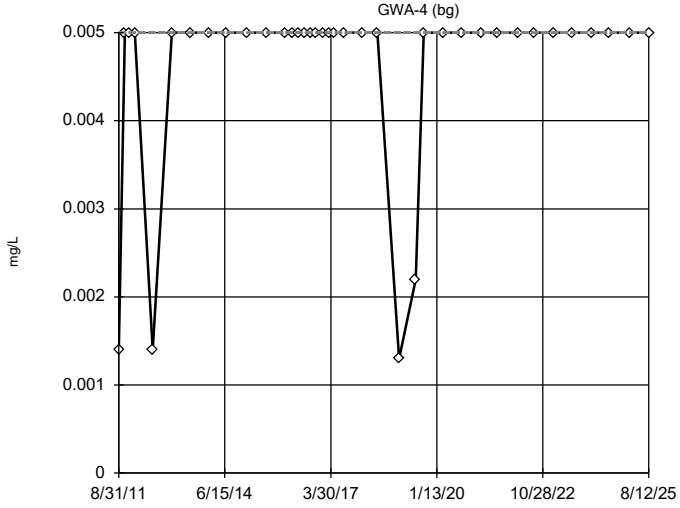


n = 38

No outliers found. Tukey's method selected by user.

Data were natural log transformed to achieve best W statistic (graph shown in original units).

The results were invalidated, because the lower and upper quartiles are equal.

Constituent: Chromium Analysis Run 3/25/2026 1:19 PM View: Tukey's Outlier Test

Plant Wansley Client: Southern Company Data: Wansley Landfill

Sanitas™ v.10.1.06 Software licensed to Groundwater Stats Consulting. UG

## Tukey's Outlier Screening

GWA-28 (bg)

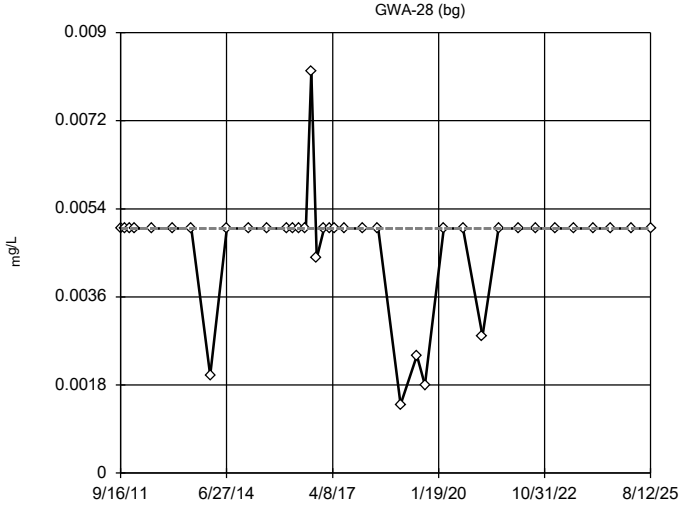


n = 38

No outliers found. Tukey's method selected by user.

Ladder of Powers transformations did not improve normality; analysis run on raw data.

The results were invalidated, because the lower and upper quartiles are equal.

Constituent: Chromium Analysis Run 3/25/2026 1:19 PM View: Tukey's Outlier Test

Plant Wansley Client: Southern Company Data: Wansley Landfill

## Tukey's Outlier Screening

GWA-29 (bg)

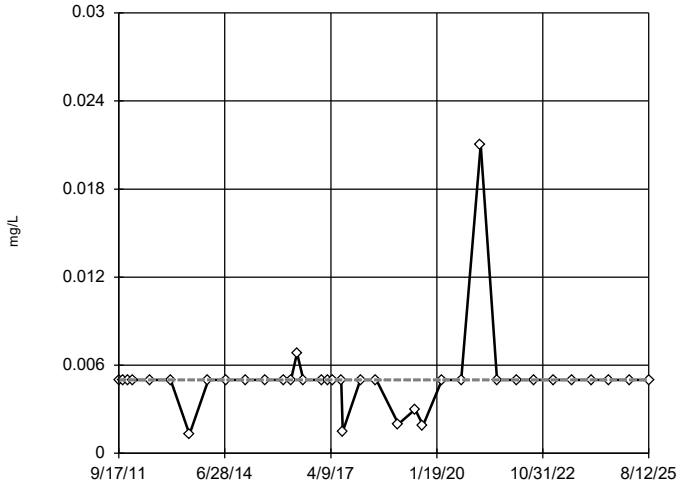


n = 37

No outliers found. Tukey's method selected by user.

Data were natural log transformed to achieve best W statistic (graph shown in original units).

The results were invalidated, because the lower and upper quartiles are equal.

Constituent: Chromium Analysis Run 3/25/2026 1:19 PM View: Tukey's Outlier Test

Plant Wansley Client: Southern Company Data: Wansley Landfill

Sanitas™ v.10.1.06 Software licensed to Groundwater Stats Consulting. UG

## Tukey's Outlier Screening

GWC-5

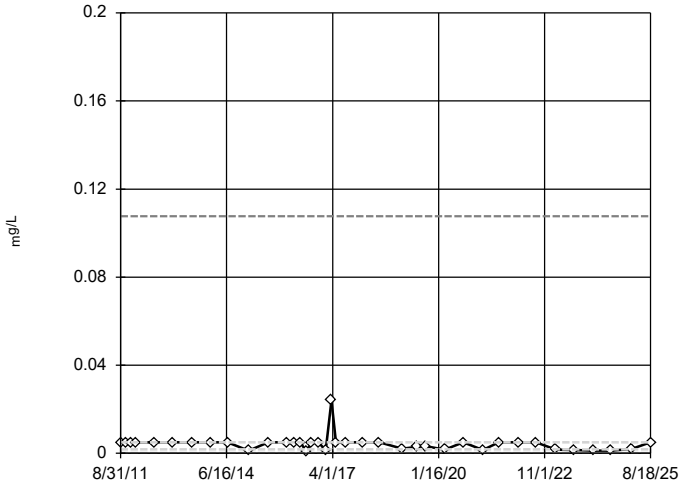


n = 38

No outliers found. Tukey's method selected by user.

Data were natural log transformed to achieve best W statistic (graph shown in original units).

High cutoff = 0.1077, low cutoff = 0.00008346, based on IQR multiplier of 3.

Constituent: Chromium Analysis Run 3/25/2026 1:19 PM View: Tukey's Outlier Test

Plant Wansley Client: Southern Company Data: Wansley Landfill

Sanitas™ v.10.1.06 Software licensed to Groundwater Stats Consulting. UG

## Tukey's Outlier Screening

GWC-6

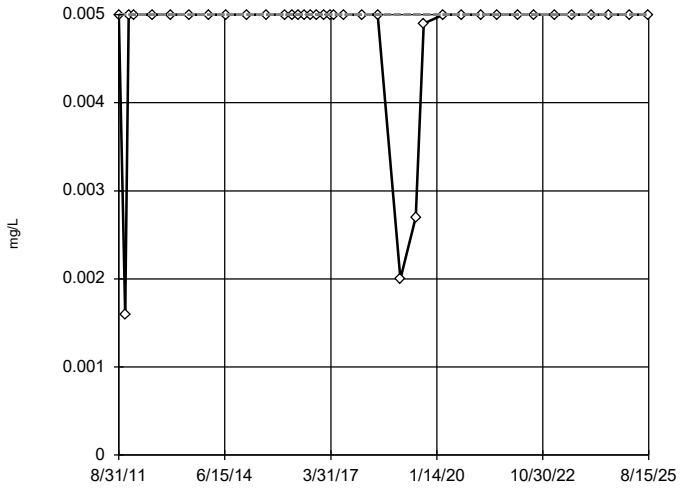


n = 38

No outliers found. Tukey's method selected by user.

Data were x^6 transformed to achieve best W statistic (graph shown in original units).

The results were invalidated, because the lower and upper quartiles are equal.

Constituent: Chromium Analysis Run 3/25/2026 1:19 PM View: Tukey's Outlier Test

Plant Wansley Client: Southern Company Data: Wansley Landfill

Sanitas™ v.10.1.06 Software licensed to Groundwater Stats Consulting. UG

## Tukey's Outlier Screening

GWC-7

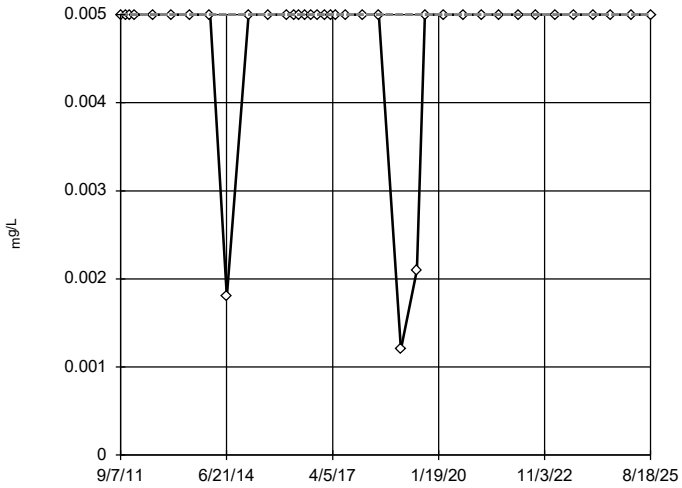


n = 38

No outliers found. Tukey's method selected by user.

Data were natural log transformed to achieve best W statistic (graph shown in original units).

The results were invalidated, because the lower and upper quartiles are equal.

Constituent: Chromium Analysis Run 3/25/2026 1:19 PM View: Tukey's Outlier Test

Plant Wansley Client: Southern Company Data: Wansley Landfill

Sanitas™ v.10.1.06 Software licensed to Groundwater Stats Consulting. UG

## Tukey's Outlier Screening

GWC-8

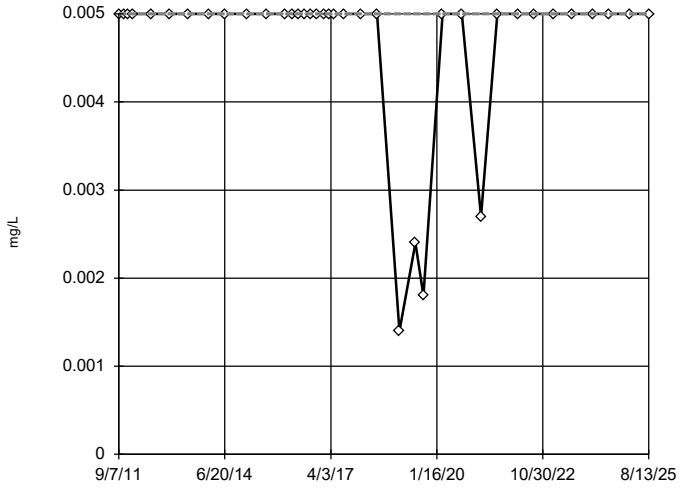


n = 38

No outliers found. Tukey's method selected by user.

Data were square root transformed to achieve best W statistic (graph shown in original units).

The results were invalidated, because the lower and upper quartiles are equal.

Constituent: Chromium Analysis Run 3/25/2026 1:19 PM View: Tukey's Outlier Test

Plant Wansley Client: Southern Company Data: Wansley Landfill

Sanitas™ v.10.1.06 Software licensed to Groundwater Stats Consulting. UG

## Tukey's Outlier Screening

GWC-9

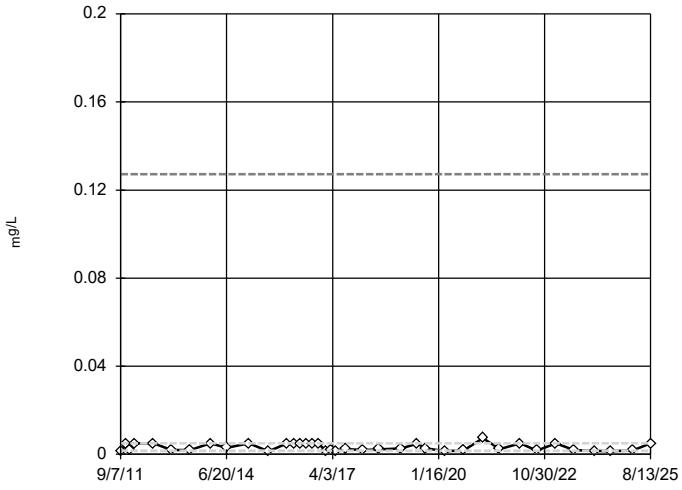


n = 38

No outliers found. Tukey's method selected by user.

Data were natural log transformed to achieve best W statistic (graph shown in original units).

High cutoff = 0.1272, low cutoff = 0.00006682, based on IQR multiplier of 3.

Constituent: Chromium Analysis Run 3/25/2026 1:19 PM View: Tukey's Outlier Test

Plant Wansley Client: Southern Company Data: Wansley Landfill

Sanitas™ v.10.1.06 Software licensed to Groundwater Stats Consulting. UG

## Tukey's Outlier Screening

GWC-10

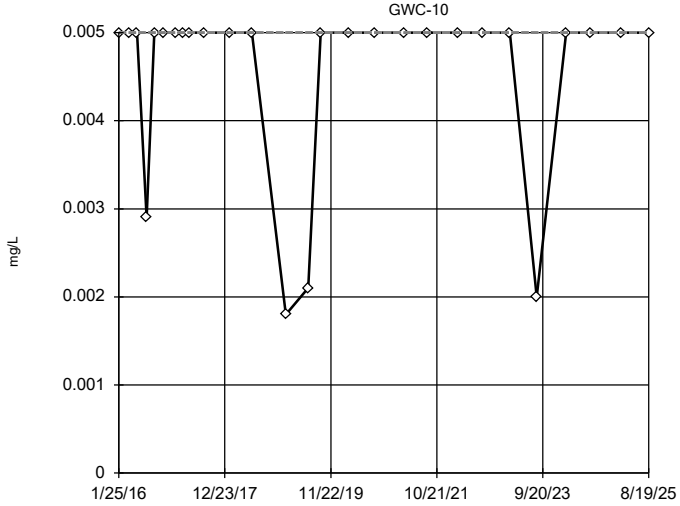


n = 27

No outliers found. Tukey's method selected by user.

Data were natural log transformed to achieve best W statistic (graph shown in original units).

The results were invalidated, because the lower and upper quartiles are equal.

Constituent: Chromium Analysis Run 3/25/2026 1:19 PM View: Tukey's Outlier Test

Plant Wansley Client: Southern Company Data: Wansley Landfill

Sanitas™ v.10.1.06 Software licensed to Groundwater Stats Consulting. UG

## Tukey's Outlier Screening

GWC-11

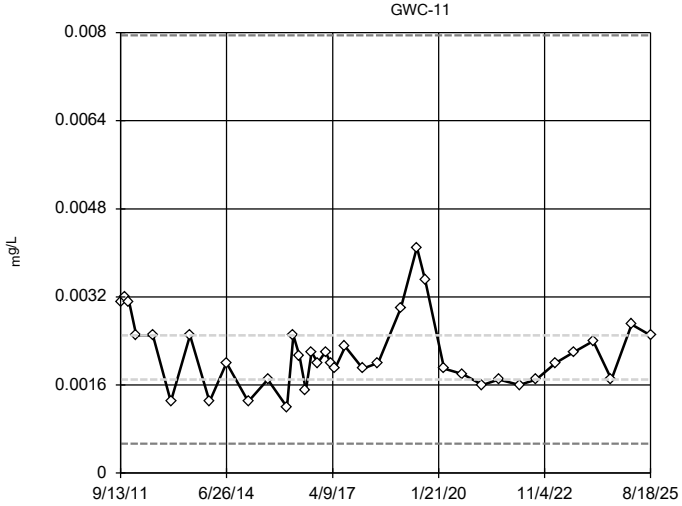


n = 38

No outliers found. Tukey's method selected by user.

Data were natural log transformed to achieve best W statistic (graph shown in original units).

High cutoff = 0.007951, low cutoff = 0.0005345, based on IQR multiplier of 3.

Constituent: Chromium Analysis Run 3/25/2026 1:19 PM View: Tukey's Outlier Test

Plant Wansley Client: Southern Company Data: Wansley Landfill

Sanitas™ v.10.1.06 Software licensed to Groundwater Stats Consulting. UG

## Tukey's Outlier Screening

GWC-12

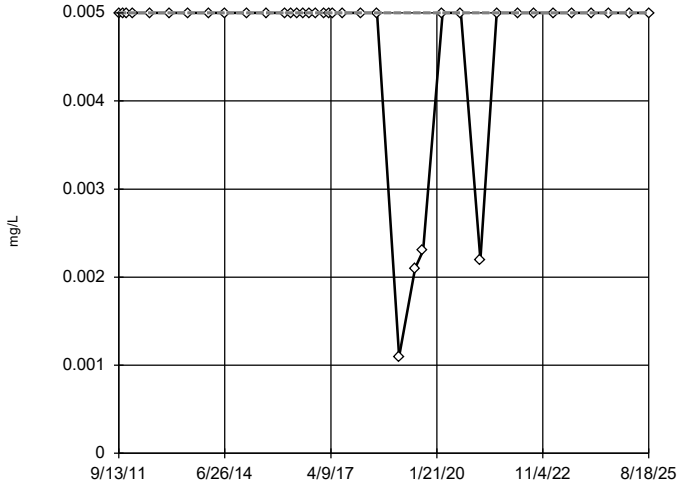


n = 38

No outliers found. Tukey's method selected by user.

Data were square root transformed to achieve best W statistic (graph shown in original units).

The results were invalidated, because the lower and upper quartiles are equal.

Constituent: Chromium Analysis Run 3/25/2026 1:19 PM View: Tukey's Outlier Test

Plant Wansley Client: Southern Company Data: Wansley Landfill

Sanitas™ v.10.1.06 Software licensed to Groundwater Stats Consulting. UG

## Tukey's Outlier Screening

GWC-13

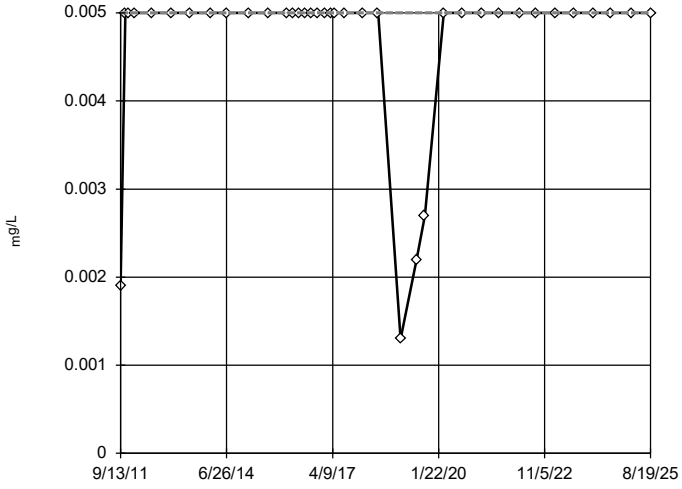


n = 38

No outliers found. Tukey's method selected by user.

Data were cube root transformed to achieve best W statistic (graph shown in original units).

The results were invalidated, because the lower and upper quartiles are equal.

Constituent: Chromium Analysis Run 3/25/2026 1:19 PM View: Tukey's Outlier Test

Plant Wansley Client: Southern Company Data: Wansley Landfill

Sanitas™ v.10.1.06 Software licensed to Groundwater Stats Consulting. UG

## Tukey's Outlier Screening

GWC-14

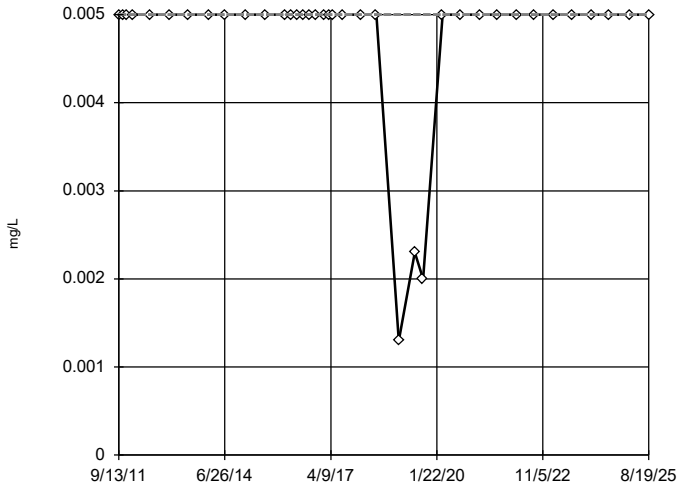


n = 38

No outliers found. Tukey's method selected by user.

Data were cube root transformed to achieve best W statistic (graph shown in original units).

The results were invalidated, because the lower and upper quartiles are equal.

Constituent: Chromium Analysis Run 3/25/2026 1:19 PM View: Tukey's Outlier Test

Plant Wansley Client: Southern Company Data: Wansley Landfill

Sanitas™ v.10.1.06 Software licensed to Groundwater Stats Consulting. UG

## Tukey's Outlier Screening

GWC-15

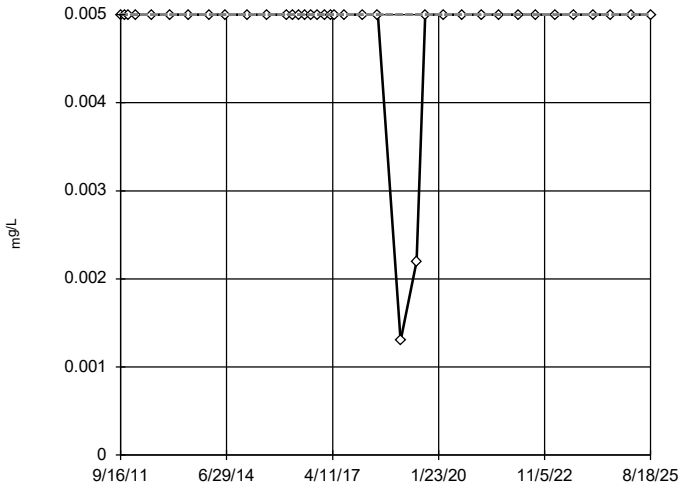


n = 38

No outliers found. Tukey's method selected by user.

Data were square root transformed to achieve best W statistic (graph shown in original units).

The results were invalidated, because the lower and upper quartiles are equal.

Constituent: Chromium Analysis Run 3/25/2026 1:19 PM View: Tukey's Outlier Test

Plant Wansley Client: Southern Company Data: Wansley Landfill

Sanitas™ v.10.1.06 Software licensed to Groundwater Stats Consulting. UG

## Tukey's Outlier Screening

GWC-16

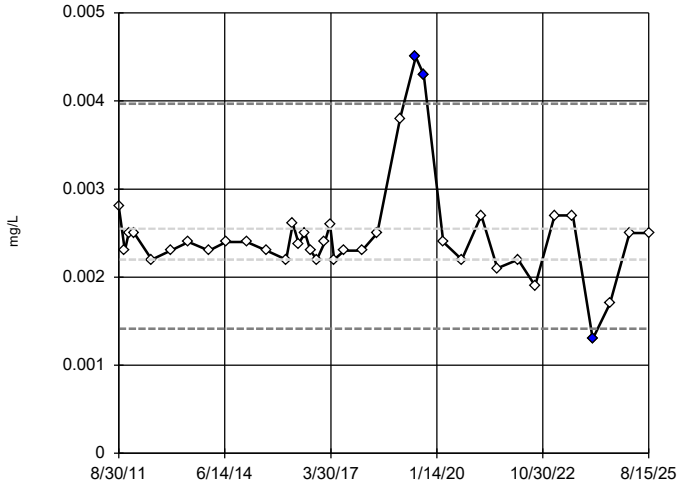


n = 38

Outliers are drawn as solid.
Tukey's method selected by user.

Data were natural log transformed to achieve best W statistic (graph shown in original units).

High cutoff = 0.003968, low cutoff = 0.001414, based on IQR multiplier of 3.

Constituent: Chromium Analysis Run 3/25/2026 1:19 PM View: Tukey's Outlier Test
Plant Wansley Client: Southern Company Data: Wansley Landfill

Sanitas™ v.10.1.06 Software licensed to Groundwater Stats Consulting. UG

## Tukey's Outlier Screening

GWC-17

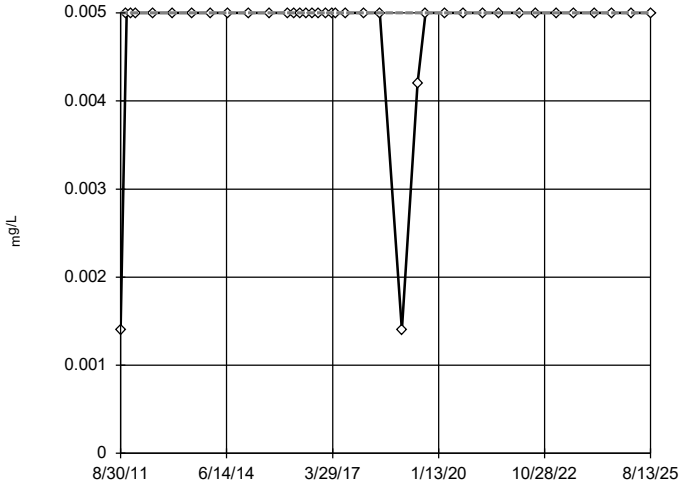


n = 38

No outliers found.
Tukey's method selected by user.

Data were x^6 transformed to achieve best W statistic (graph shown in original units).

The results were invalidated, because the lower and upper quartiles are equal.

Constituent: Chromium Analysis Run 3/25/2026 1:19 PM View: Tukey's Outlier Test
Plant Wansley Client: Southern Company Data: Wansley Landfill

Sanitas™ v.10.1.06 Software licensed to Groundwater Stats Consulting. UG

## Tukey's Outlier Screening

GWC-18

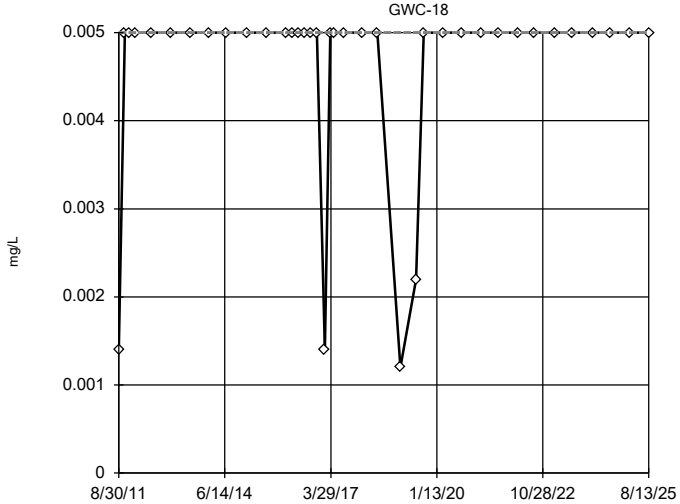


n = 38

No outliers found.
Tukey's method selected by user.

Data were natural log transformed to achieve best W statistic (graph shown in original units).

The results were invalidated, because the lower and upper quartiles are equal.

Constituent: Chromium Analysis Run 3/25/2026 1:19 PM View: Tukey's Outlier Test
Plant Wansley Client: Southern Company Data: Wansley Landfill

Sanitas™ v.10.1.06 Software licensed to Groundwater Stats Consulting. UG

## Tukey's Outlier Screening

GWC-19

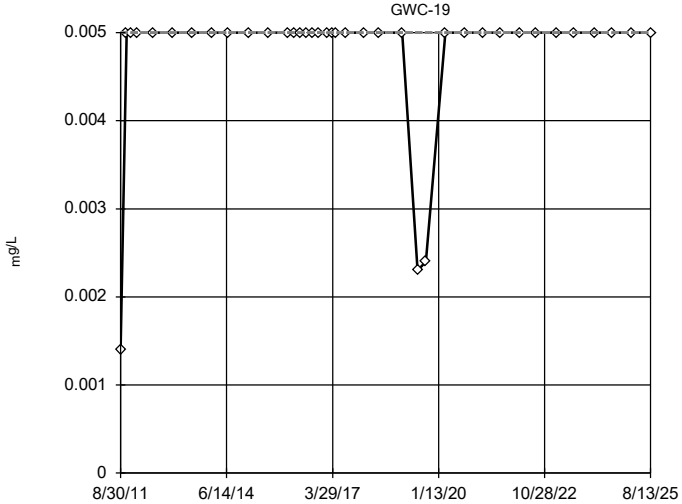


n = 38

No outliers found.
Tukey's method selected by user.

Data were square root transformed to achieve best W statistic (graph shown in original units).

The results were invalidated, because the lower and upper quartiles are equal.

Constituent: Chromium Analysis Run 3/25/2026 1:19 PM View: Tukey's Outlier Test
Plant Wansley Client: Southern Company Data: Wansley Landfill

Sanitas™ v.10.1.06 Software licensed to Groundwater Stats Consulting. UG

## Tukey's Outlier Screening

GWC-20

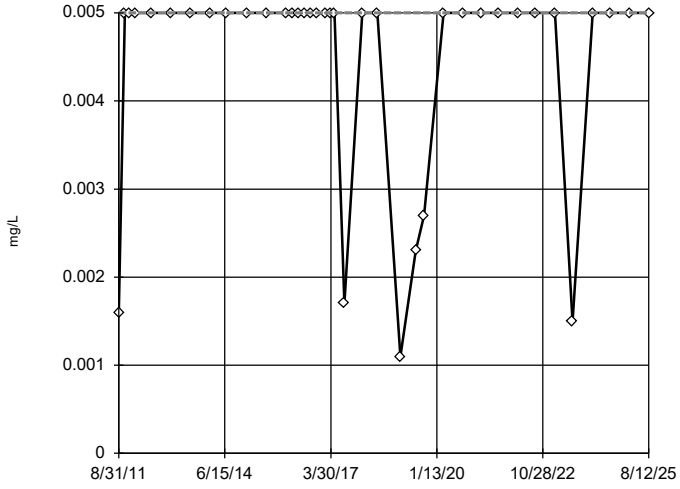


n = 38

No outliers found. Tukey's method selected by user.

Data were natural log transformed to achieve best W statistic (graph shown in original units).

The results were invalidated, because the lower and upper quartiles are equal.

Constituent: Chromium Analysis Run 3/25/2026 1:19 PM View: Tukey's Outlier Test

Plant Wansley Client: Southern Company Data: Wansley Landfill

Sanitas™ v.10.1.06 Software licensed to Groundwater Stats Consulting. UG

## Tukey's Outlier Screening

GWC-21

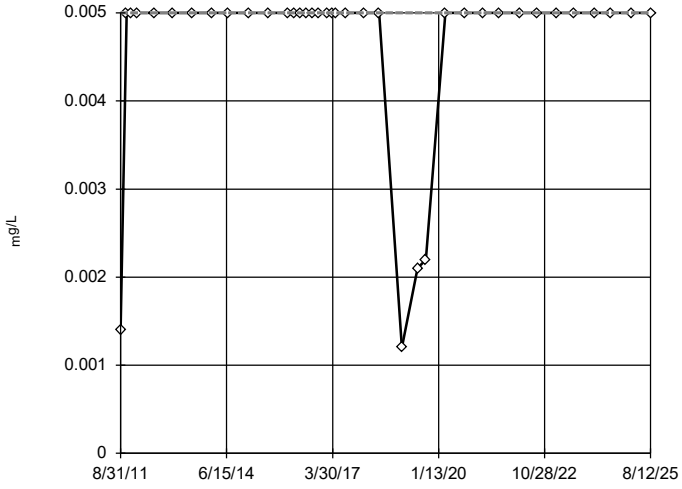


n = 38

No outliers found. Tukey's method selected by user.

Data were cube root transformed to achieve best W statistic (graph shown in original units).

The results were invalidated, because the lower and upper quartiles are equal.

Constituent: Chromium Analysis Run 3/25/2026 1:19 PM View: Tukey's Outlier Test

Plant Wansley Client: Southern Company Data: Wansley Landfill

Sanitas™ v.10.1.06 Software licensed to Groundwater Stats Consulting. UG

## Tukey's Outlier Screening

GWC-22

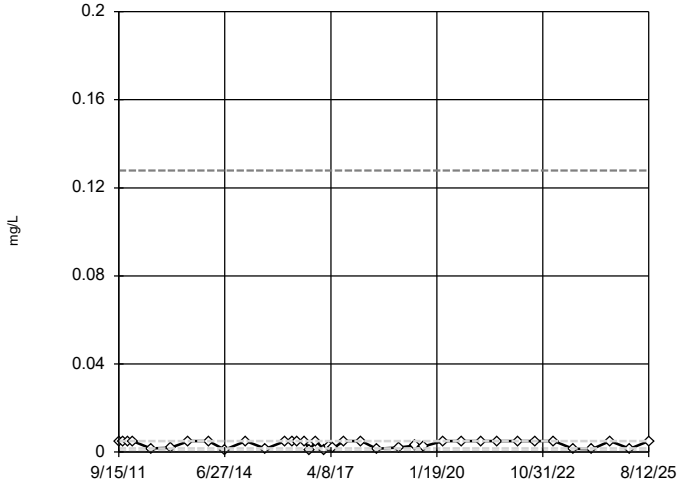


n = 38

No outliers found. Tukey's method selected by user.

Data were natural log transformed to achieve best W statistic (graph shown in original units).

High cutoff = 0.1279, low cutoff = 0.00006636, based on IQR multiplier of 3.

Constituent: Chromium Analysis Run 3/25/2026 1:19 PM View: Tukey's Outlier Test

Plant Wansley Client: Southern Company Data: Wansley Landfill

Sanitas™ v.10.1.06 Software licensed to Groundwater Stats Consulting. UG

## Tukey's Outlier Screening

GWC-23

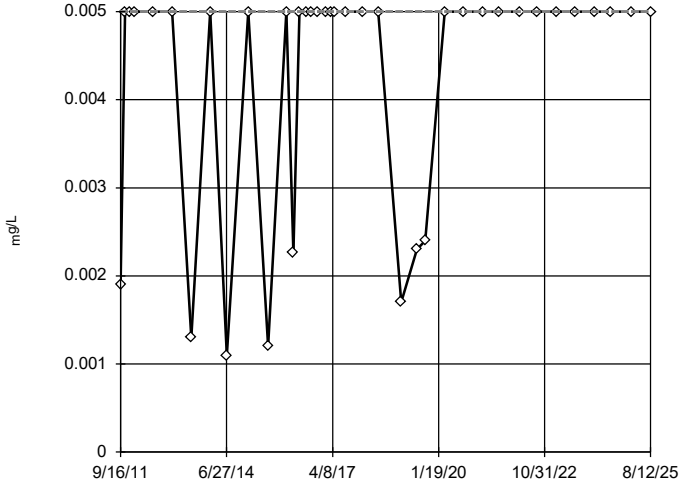


n = 38

No outliers found. Tukey's method selected by user.

Data were natural log transformed to achieve best W statistic (graph shown in original units).

The results were invalidated, because the lower and upper quartiles are equal.

Constituent: Chromium Analysis Run 3/25/2026 1:19 PM View: Tukey's Outlier Test

Plant Wansley Client: Southern Company Data: Wansley Landfill

Sanitas™ v.10.1.06 Software licensed to Groundwater Stats Consulting. UG

## Tukey's Outlier Screening

GWC-24

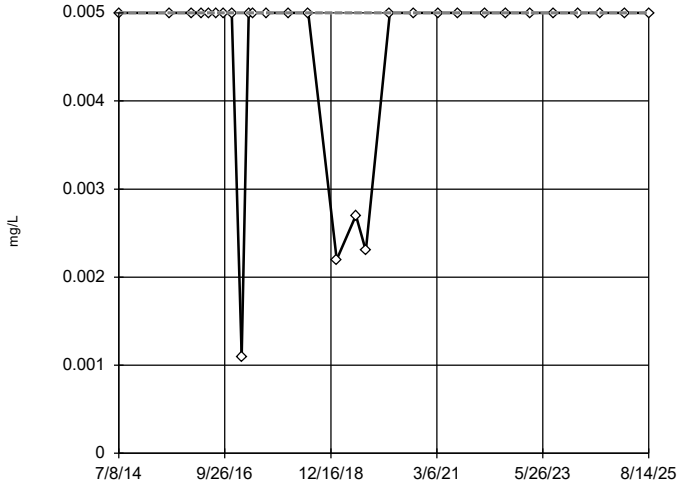


n = 29

No outliers found.
Tukey's method selected by user.

Ladder of Powers transformations did not improve normality; analysis run on raw data.

The results were invalidated, because the lower and upper quartiles are equal.

Constituent: Chromium Analysis Run 3/25/2026 1:19 PM View: Tukey's Outlier Test
Plant Wansley Client: Southern Company Data: Wansley Landfill

Sanitas™ v.10.1.06 Software licensed to Groundwater Stats Consulting. UG

## Tukey's Outlier Screening

GWC-25

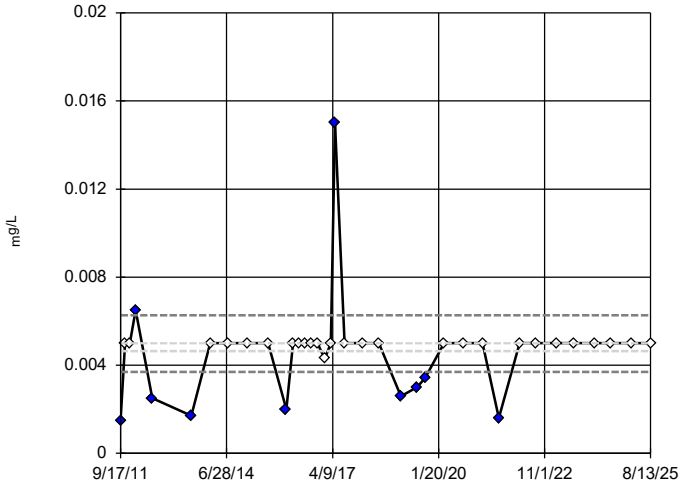


n = 37

Outliers are drawn as solid.
Tukey's method selected by user.

Data were natural log transformed to achieve best W statistic (graph shown in original units).

High cutoff = 0.006269, low cutoff = 0.003698, based on IQR multiplier of 3.

Constituent: Chromium Analysis Run 3/25/2026 1:19 PM View: Tukey's Outlier Test
Plant Wansley Client: Southern Company Data: Wansley Landfill

Sanitas™ v.10.1.06 Software licensed to Groundwater Stats Consulting. UG

## Tukey's Outlier Screening

GWC-26

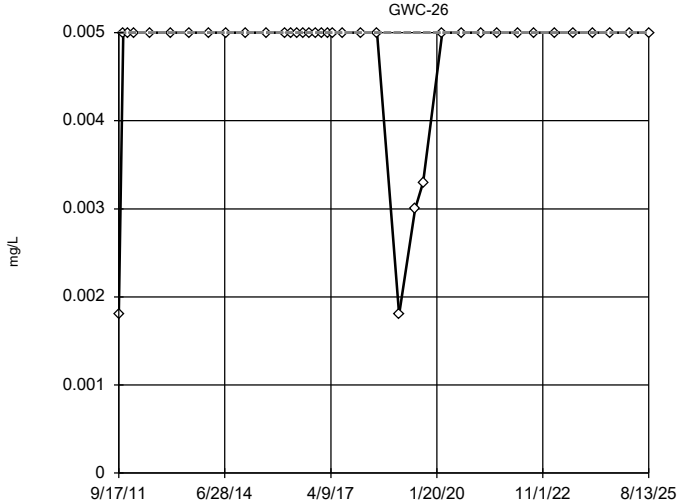


n = 38

No outliers found.
Tukey's method selected by user.

Data were square transformed to achieve best W statistic (graph shown in original units).

The results were invalidated, because the lower and upper quartiles are equal.

Constituent: Chromium Analysis Run 3/25/2026 1:19 PM View: Tukey's Outlier Test
Plant Wansley Client: Southern Company Data: Wansley Landfill

Sanitas™ v.10.1.06 Software licensed to Groundwater Stats Consulting. UG

## Tukey's Outlier Screening

GWC-27

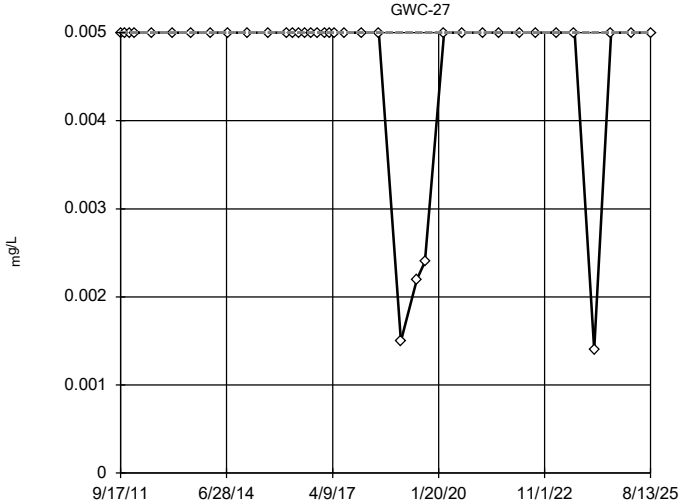


n = 38

No outliers found.
Tukey's method selected by user.

Data were cube root transformed to achieve best W statistic (graph shown in original units).

The results were invalidated, because the lower and upper quartiles are equal.

Constituent: Chromium Analysis Run 3/25/2026 1:19 PM View: Tukey's Outlier Test
Plant Wansley Client: Southern Company Data: Wansley Landfill

Sanitas™ v.10.1.06 Software licensed to Groundwater Stats Consulting. UG

## Tukey's Outlier Screening

GWC-30

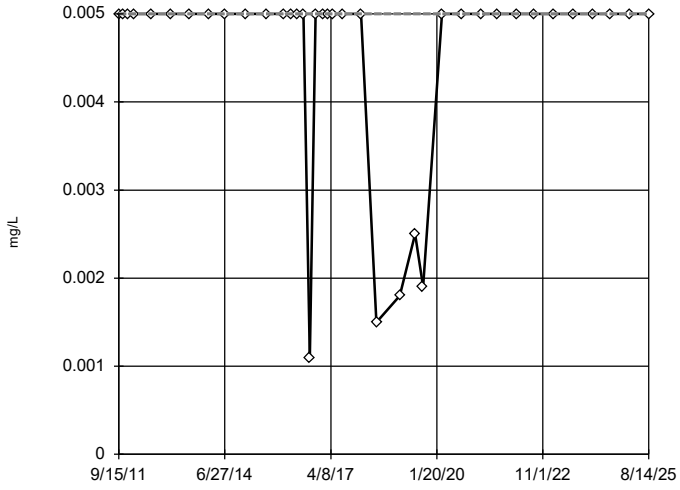


n = 38

No outliers found. Tukey's method selected by user.

Data were natural log transformed to achieve best W statistic (graph shown in original units).

The results were invalidated, because the lower and upper quartiles are equal.

Constituent: Chromium Analysis Run 3/25/2026 1:19 PM View: Tukey's Outlier Test

Plant Wansley Client: Southern Company Data: Wansley Landfill

Sanitas™ v.10.1.06 Software licensed to Groundwater Stats Consulting. UG

## Tukey's Outlier Screening

GWC-31

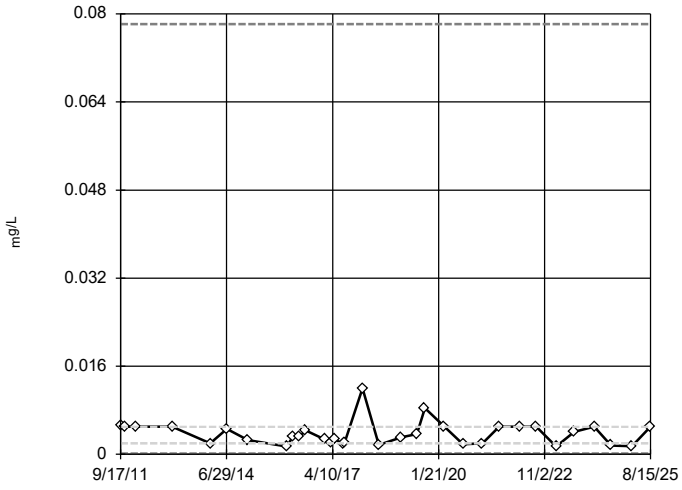


n = 33

No outliers found. Tukey's method selected by user.

Data were natural log transformed to achieve best W statistic (graph shown in original units).

High cutoff = 0.07812, low cutoff = 0.000128, based on IQR multiplier of 3.

Constituent: Chromium Analysis Run 3/25/2026 1:19 PM View: Tukey's Outlier Test

Plant Wansley Client: Southern Company Data: Wansley Landfill

Sanitas™ v.10.1.06 Software licensed to Groundwater Stats Consulting. UG

## Tukey's Outlier Screening

GWC-32

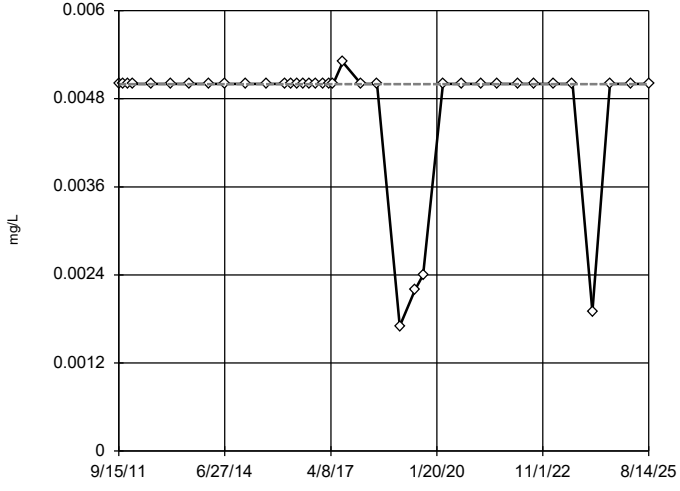


n = 38

No outliers found. Tukey's method selected by user.

Data were x^6 transformed to achieve best W statistic (graph shown in original units).

The results were invalidated, because the lower and upper quartiles are equal.

Constituent: Chromium Analysis Run 3/25/2026 1:19 PM View: Tukey's Outlier Test

Plant Wansley Client: Southern Company Data: Wansley Landfill

Sanitas™ v.10.1.06 Software licensed to Groundwater Stats Consulting. UG

## Tukey's Outlier Screening

GWC-33

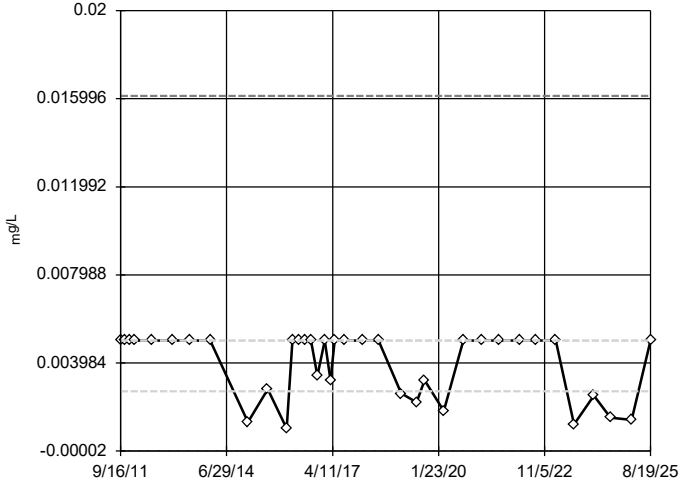


n = 37

No outliers found. Tukey's method selected by user.

Data were square root transformed to achieve best W statistic (graph shown in original units).

High cutoff = 0.01613, low cutoff = -0.00001868, based on IQR multiplier of 3.

Constituent: Chromium Analysis Run 3/25/2026 1:19 PM View: Tukey's Outlier Test

Plant Wansley Client: Southern Company Data: Wansley Landfill

Sanitas™ v.10.1.06 Software licensed to Groundwater Stats Consulting. UG

## Tukey's Outlier Screening

GWC-34

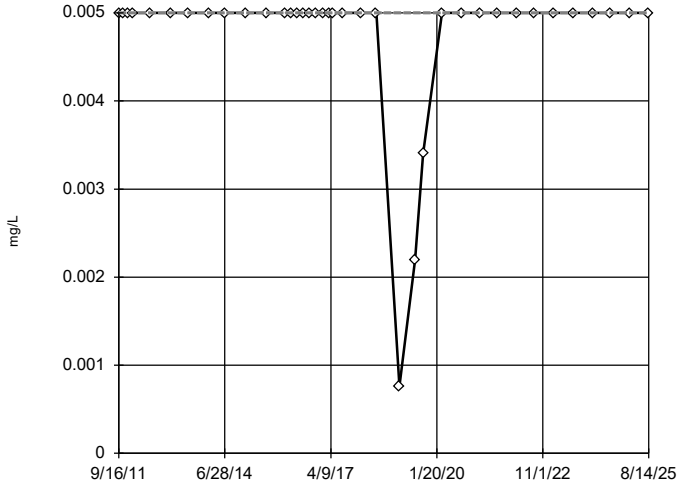


n = 38

No outliers found. Tukey's method selected by user.

Data were square transformed to achieve best W statistic (graph shown in original units).

The results were invalidated, because the lower and upper quartiles are equal.

Constituent: Chromium Analysis Run 3/25/2026 1:19 PM View: Tukey's Outlier Test

Plant Wansley Client: Southern Company Data: Wansley Landfill

Sanitas™ v.10.1.06 Software licensed to Groundwater Stats Consulting. UG

## Tukey's Outlier Screening

GWC-35

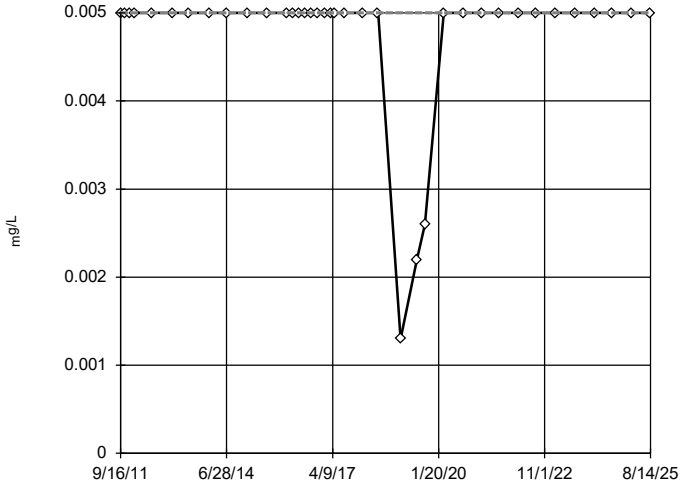


n = 38

No outliers found. Tukey's method selected by user.

Ladder of Powers transformations did not improve normality; analysis run on raw data.

The results were invalidated, because the lower and upper quartiles are equal.

Constituent: Chromium Analysis Run 3/25/2026 1:19 PM View: Tukey's Outlier Test

Plant Wansley Client: Southern Company Data: Wansley Landfill

Sanitas™ v.10.1.06 Software licensed to Groundwater Stats Consulting. UG

## Tukey's Outlier Screening

GWA-1 (bg)

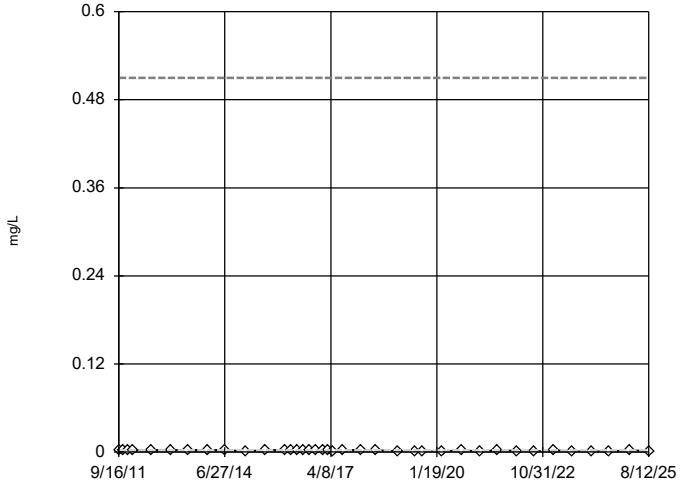


n = 38

No outliers found. Tukey's method selected by user.

Data were natural log transformed to achieve best W statistic (graph shown in original units).

High cutoff = 0.5098, low cutoff = 0.000002083, based on IQR multiplier of 3.

Constituent: Cobalt Analysis Run 3/25/2026 1:19 PM View: Tukey's Outlier Test

Plant Wansley Client: Southern Company Data: Wansley Landfill

Sanitas™ v.10.1.06 Software licensed to Groundwater Stats Consulting. UG

## Tukey's Outlier Screening

GWA-2 (bg)

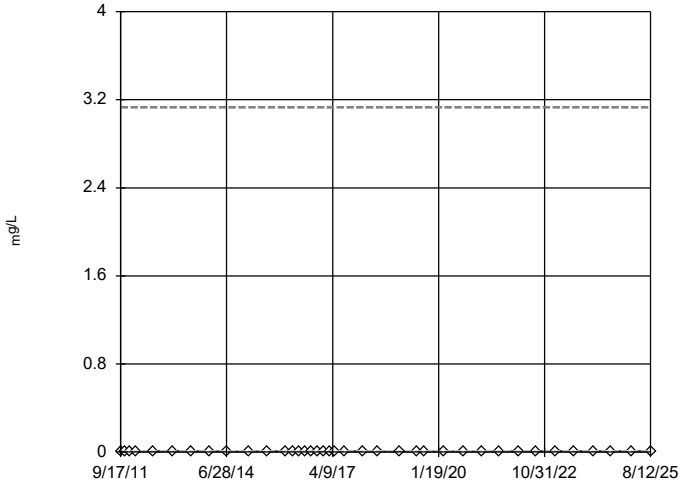


n = 38

No outliers found. Tukey's method selected by user.

Data were natural log transformed to achieve best W statistic (graph shown in original units).

High cutoff = 3.13, low cutoff = 9.3e-7, based on IQR multiplier of 3.

Constituent: Cobalt Analysis Run 3/25/2026 1:19 PM View: Tukey's Outlier Test

Plant Wansley Client: Southern Company Data: Wansley Landfill

Sanitas™ v.10.1.06 Software licensed to Groundwater Stats Consulting. UG

## Tukey's Outlier Screening

GWA-3 (bg)

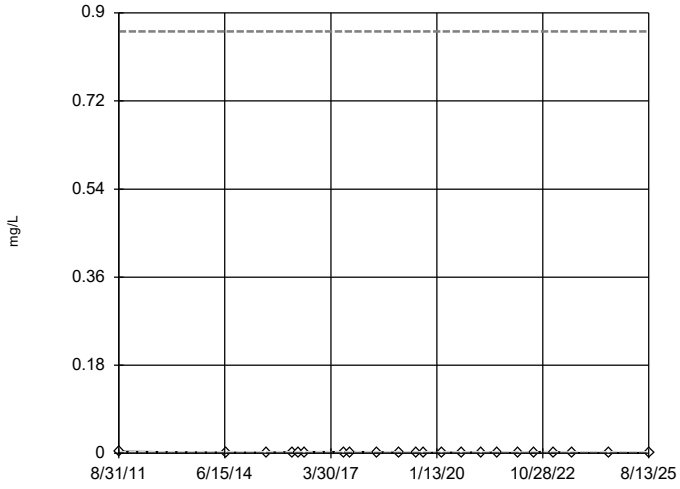


n = 22

No outliers found. Tukey's method selected by user.

Data were natural log transformed to achieve best W statistic (graph shown in original units).

High cutoff = 0.8621, low cutoff = 0.000001034, based on IQR multiplier of 3.

Constituent: Cobalt Analysis Run 3/25/2026 1:19 PM View: Tukey's Outlier Test

Plant Wansley Client: Southern Company Data: Wansley Landfill

Sanitas™ v.10.1.06 Software licensed to Groundwater Stats Consulting. UG

## Tukey's Outlier Screening

GWA-4 (bg)

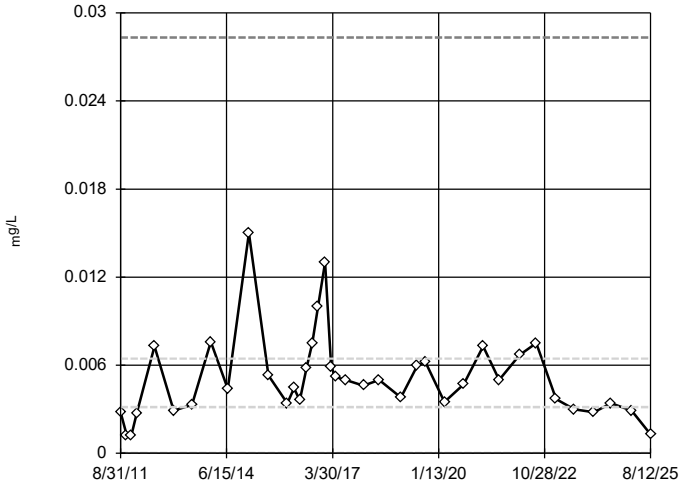


n = 38

No outliers found. Tukey's method selected by user.

Data were cube root transformed to achieve best W statistic (graph shown in original units).

High cutoff = 0.02832, low cutoff = 0.00002164, based on IQR multiplier of 3.

Constituent: Cobalt Analysis Run 3/25/2026 1:19 PM View: Tukey's Outlier Test

Plant Wansley Client: Southern Company Data: Wansley Landfill

Sanitas™ v.10.1.06 Software licensed to Groundwater Stats Consulting. UG

## Tukey's Outlier Screening

GWA-28 (bg)

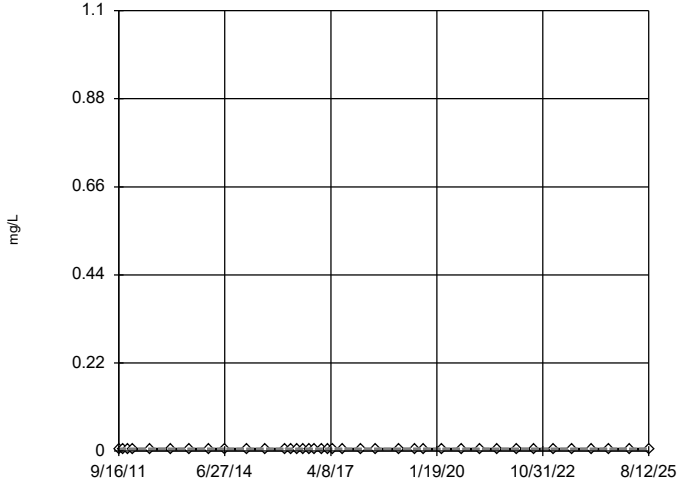


n = 38

No outliers found. Tukey's method selected by user.

All values are the same.

Constituent: Cobalt Analysis Run 3/25/2026 1:19 PM View: Tukey's Outlier Test

Plant Wansley Client: Southern Company Data: Wansley Landfill

Sanitas™ v.10.1.06 Software licensed to Groundwater Stats Consulting. UG

## Tukey's Outlier Screening

GWA-29 (bg)

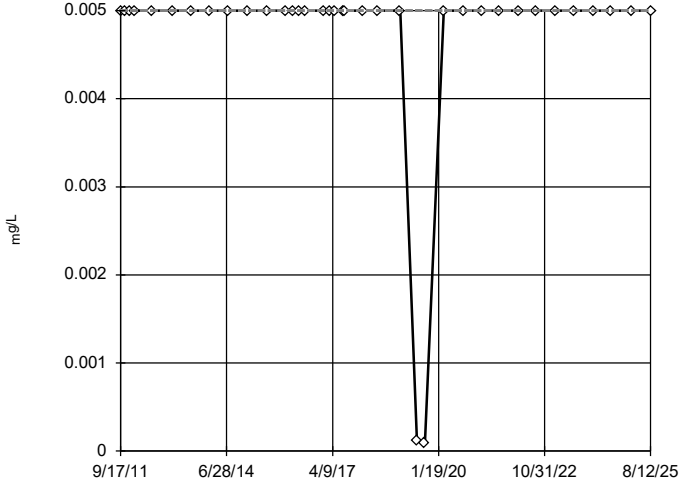


n = 37

No outliers found. Tukey's method selected by user.

Data were natural log transformed to achieve best W statistic (graph shown in original units).

The results were invalidated, because the lower and upper quartiles are equal.

Constituent: Cobalt Analysis Run 3/25/2026 1:19 PM View: Tukey's Outlier Test

Plant Wansley Client: Southern Company Data: Wansley Landfill

Sanitas™ v.10.1.06 Software licensed to Groundwater Stats Consulting. UG

## Tukey's Outlier Screening

GWC-5

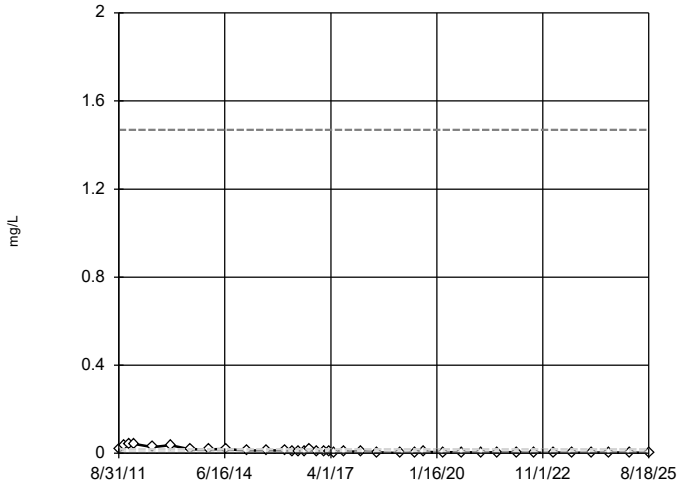


n = 38

No outliers found. Tukey's method selected by user.

Data were natural log transformed to achieve best W statistic (graph shown in original units).

High cutoff = 1.469, low cutoff = 0.00005085, based on IQR multiplier of 3.

Constituent: Cobalt Analysis Run 3/25/2026 1:19 PM View: Tukey's Outlier Test

Plant Wansley Client: Southern Company Data: Wansley Landfill

Sanitas™ v.10.1.06 Software licensed to Groundwater Stats Consulting. UG

## Tukey's Outlier Screening

GWC-6

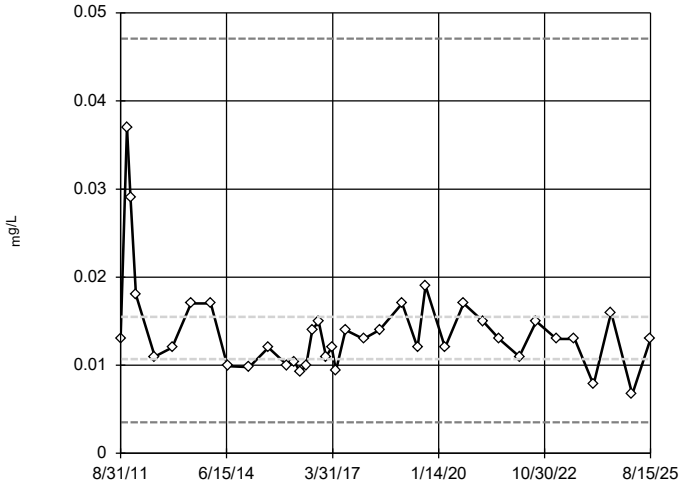


n = 38

No outliers found. Tukey's method selected by user.

Data were natural log transformed to achieve best W statistic (graph shown in original units).

High cutoff = 0.04707, low cutoff = 0.00352, based on IQR multiplier of 3.

Constituent: Cobalt Analysis Run 3/25/2026 1:19 PM View: Tukey's Outlier Test

Plant Wansley Client: Southern Company Data: Wansley Landfill

Sanitas™ v.10.1.06 Software licensed to Groundwater Stats Consulting. UG

## Tukey's Outlier Screening

GWC-7

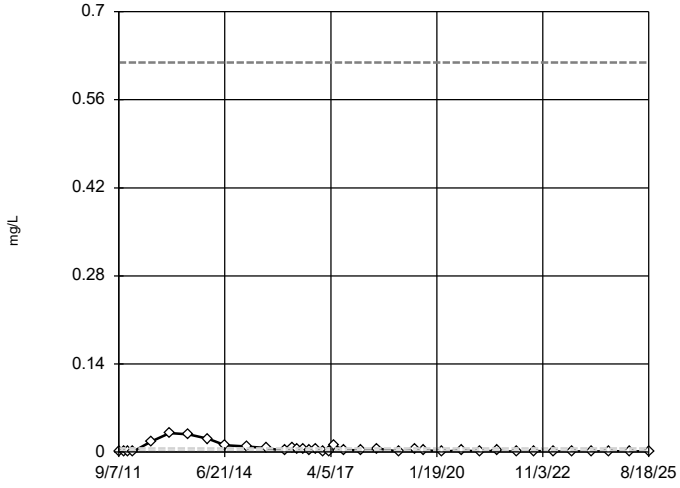


n = 38

No outliers found. Tukey's method selected by user.

Data were natural log transformed to achieve best W statistic (graph shown in original units).

High cutoff = 0.619, low cutoff = 0.00001191, based on IQR multiplier of 3.

Constituent: Cobalt Analysis Run 3/25/2026 1:19 PM View: Tukey's Outlier Test

Plant Wansley Client: Southern Company Data: Wansley Landfill

Sanitas™ v.10.1.06 Software licensed to Groundwater Stats Consulting. UG

## Tukey's Outlier Screening

GWC-8

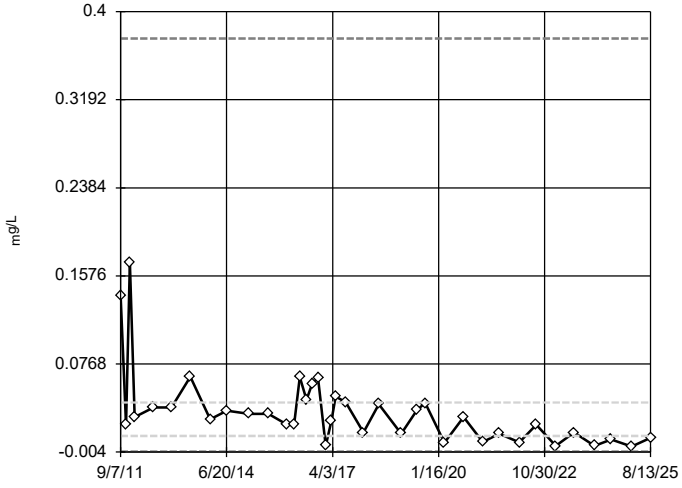


n = 38

No outliers found. Tukey's method selected by user.

Data were cube root transformed to achieve best W statistic (graph shown in original units).

High cutoff = 0.3753, low cutoff = -0.003645, based on IQR multiplier of 3.

Constituent: Cobalt Analysis Run 3/25/2026 1:19 PM View: Tukey's Outlier Test

Plant Wansley Client: Southern Company Data: Wansley Landfill

Sanitas™ v.10.1.06 Software licensed to Groundwater Stats Consulting. UG

## Tukey's Outlier Screening

GWC-9

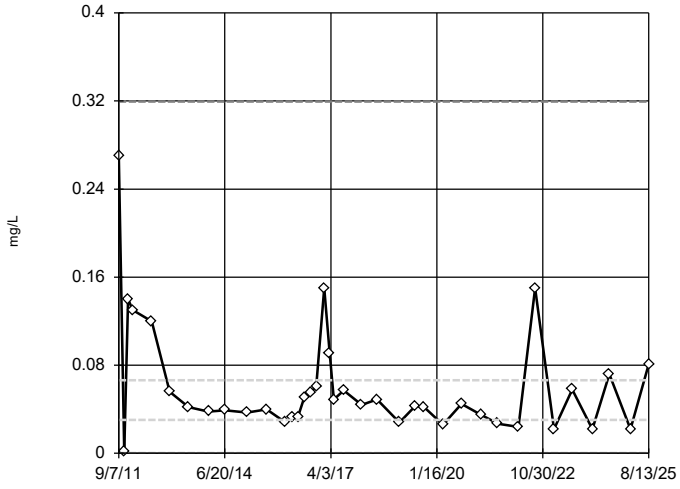


n = 38

No outliers found. Tukey's method selected by user.

Data were cube root transformed to achieve best W statistic (graph shown in original units).

High cutoff = 0.3196, low cutoff = 0.00003602, based on IQR multiplier of 3.

Constituent: Cobalt Analysis Run 3/25/2026 1:19 PM View: Tukey's Outlier Test

Plant Wansley Client: Southern Company Data: Wansley Landfill

Sanitas™ v.10.1.06 Software licensed to Groundwater Stats Consulting. UG

## Tukey's Outlier Screening

GWC-10

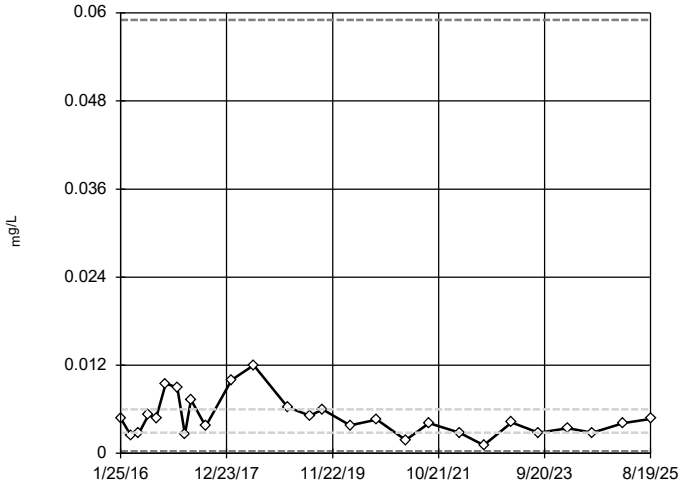


n = 27

No outliers found. Tukey's method selected by user.

Data were natural log transformed to achieve best W statistic (graph shown in original units).

High cutoff = 0.05904, low cutoff = 0.0002846, based on IQR multiplier of 3.

Constituent: Cobalt Analysis Run 3/25/2026 1:19 PM View: Tukey's Outlier Test

Plant Wansley Client: Southern Company Data: Wansley Landfill

Sanitas™ v.10.1.06 Software licensed to Groundwater Stats Consulting. UG

## Tukey's Outlier Screening

GWC-11

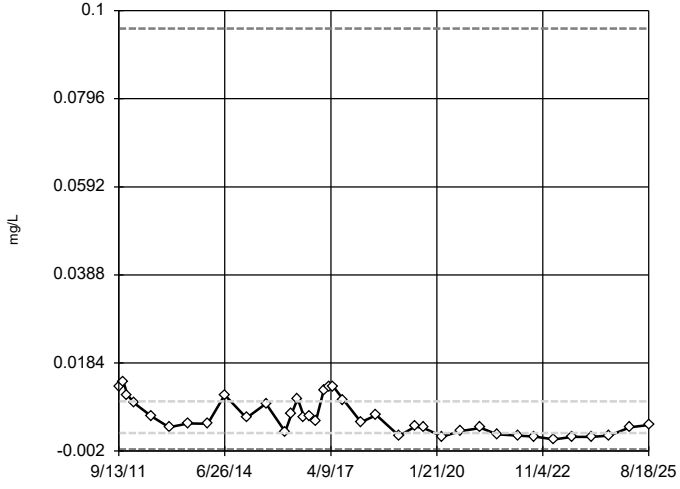


n = 38

No outliers found. Tukey's method selected by user.

Data were cube root transformed to achieve best W statistic (graph shown in original units).

High cutoff = 0.09584, low cutoff = -0.001565, based on IQR multiplier of 3.

Constituent: Cobalt Analysis Run 3/25/2026 1:19 PM View: Tukey's Outlier Test

Plant Wansley Client: Southern Company Data: Wansley Landfill

Sanitas™ v.10.1.06 Software licensed to Groundwater Stats Consulting. UG

## Tukey's Outlier Screening

GWC-12

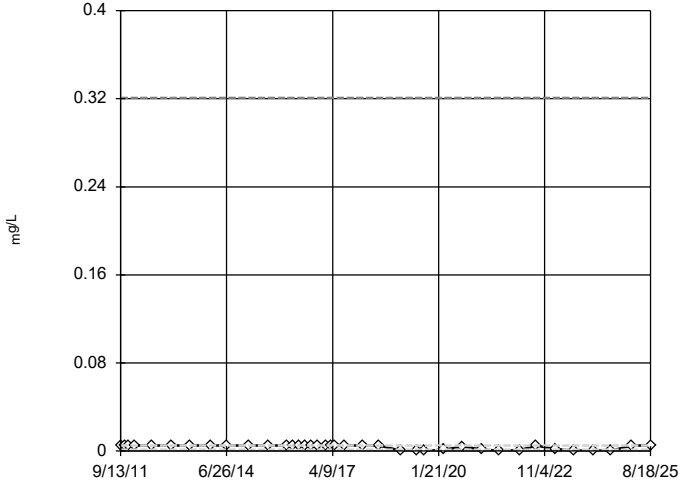


n = 38

No outliers found. Tukey's method selected by user.

Data were natural log transformed to achieve best W statistic (graph shown in original units).

High cutoff = 0.3208, low cutoff = 0.00001947, based on IQR multiplier of 3.

Constituent: Cobalt Analysis Run 3/25/2026 1:19 PM View: Tukey's Outlier Test

Plant Wansley Client: Southern Company Data: Wansley Landfill

Sanitas™ v.10.1.06 Software licensed to Groundwater Stats Consulting. UG

## Tukey's Outlier Screening

GWC-13

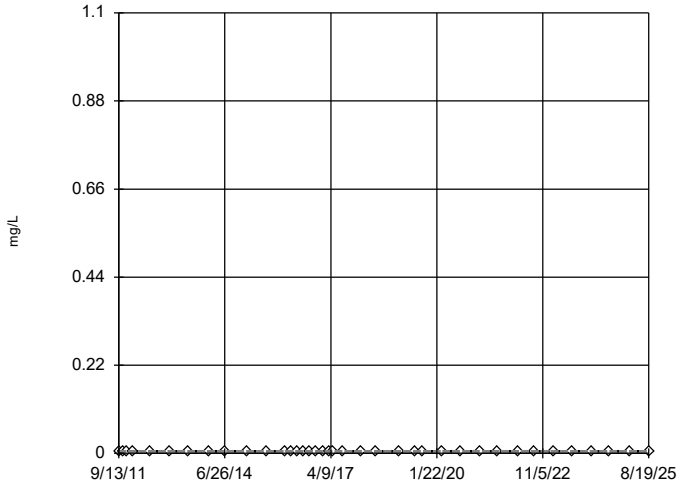


n = 38

No outliers found. Tukey's method selected by user.

All values are the same.

Constituent: Cobalt Analysis Run 3/25/2026 1:19 PM View: Tukey's Outlier Test

Plant Wansley Client: Southern Company Data: Wansley Landfill

Sanitas™ v.10.1.06 Software licensed to Groundwater Stats Consulting. UG

## Tukey's Outlier Screening

GWC-14

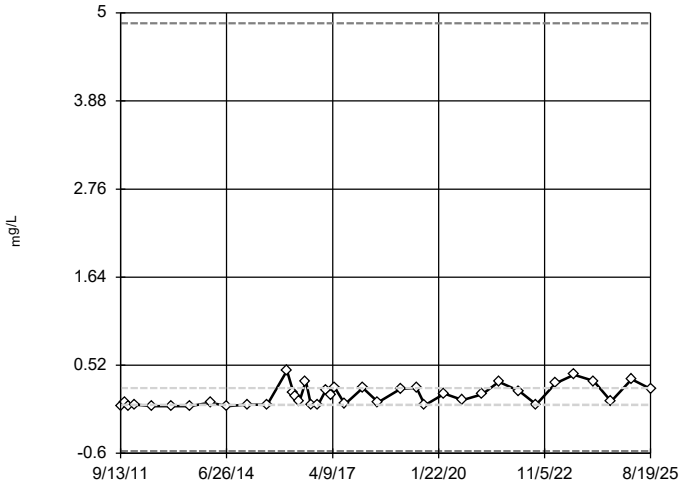


n = 39

No outliers found. Tukey's method selected by user.

Data were cube root transformed to achieve best W statistic (graph shown in original units).

High cutoff = 4.868, low cutoff = -0.5721, based on IQR multiplier of 3.

Constituent: Cobalt Analysis Run 3/25/2026 1:19 PM View: Tukey's Outlier Test

Plant Wansley Client: Southern Company Data: Wansley Landfill

Sanitas™ v.10.1.06 Software licensed to Groundwater Stats Consulting. UG

## Tukey's Outlier Screening

GWC-15

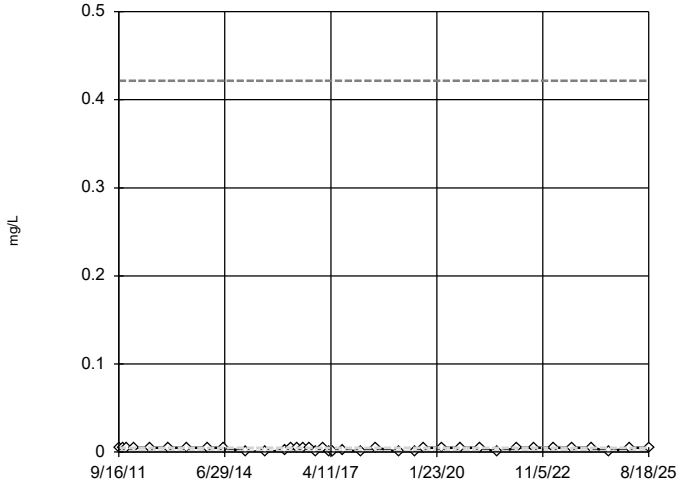


n = 38

No outliers found. Tukey's method selected by user.

Data were natural log transformed to achieve best W statistic (graph shown in original units).

High cutoff = 0.4217, low cutoff = 0.00001352, based on IQR multiplier of 3.

Constituent: Cobalt Analysis Run 3/25/2026 1:19 PM View: Tukey's Outlier Test

Plant Wansley Client: Southern Company Data: Wansley Landfill

Sanitas™ v.10.1.06 Software licensed to Groundwater Stats Consulting. UG

## Tukey's Outlier Screening

GWC-16

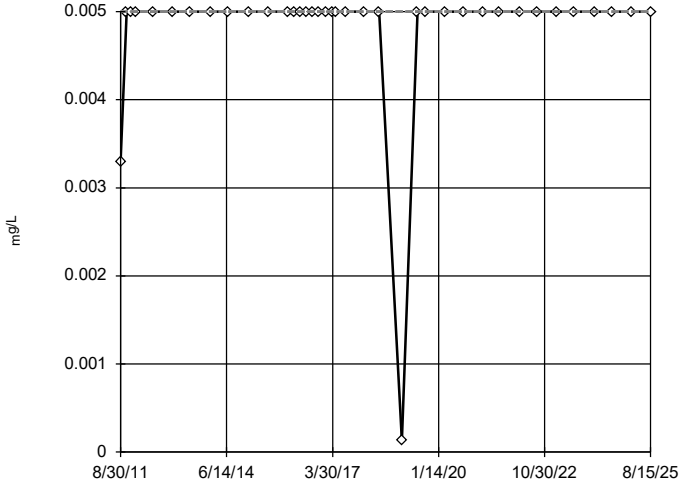


n = 38

No outliers found. Tukey's method selected by user.

Data were cube transformed to achieve best W statistic (graph shown in original units).

The results were invalidated, because the lower and upper quartiles are equal.

Constituent: Cobalt Analysis Run 3/25/2026 1:19 PM View: Tukey's Outlier Test

Plant Wansley Client: Southern Company Data: Wansley Landfill

Sanitas™ v.10.1.06 Software licensed to Groundwater Stats Consulting. UG

## Tukey's Outlier Screening

GWC-17

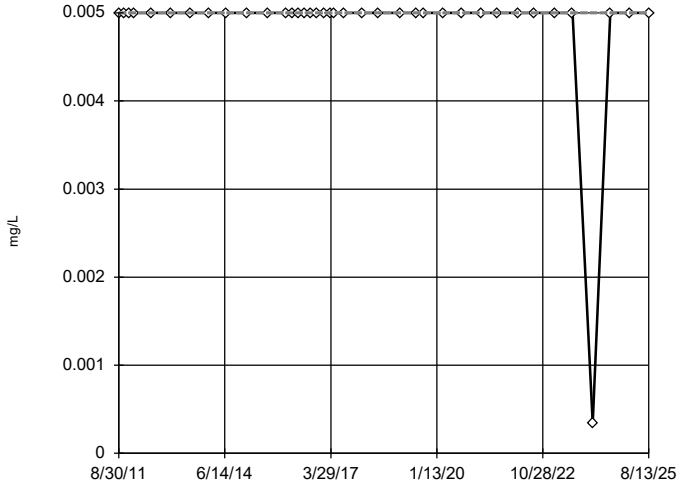


n = 38

No outliers found. Tukey's method selected by user.

Data were square transformed to achieve best W statistic (graph shown in original units).

The results were invalidated, because the lower and upper quartiles are equal.

Constituent: Cobalt Analysis Run 3/25/2026 1:20 PM View: Tukey's Outlier Test

Plant Wansley Client: Southern Company Data: Wansley Landfill

Sanitas™ v.10.1.06 Software licensed to Groundwater Stats Consulting. UG

## Tukey's Outlier Screening

GWC-18

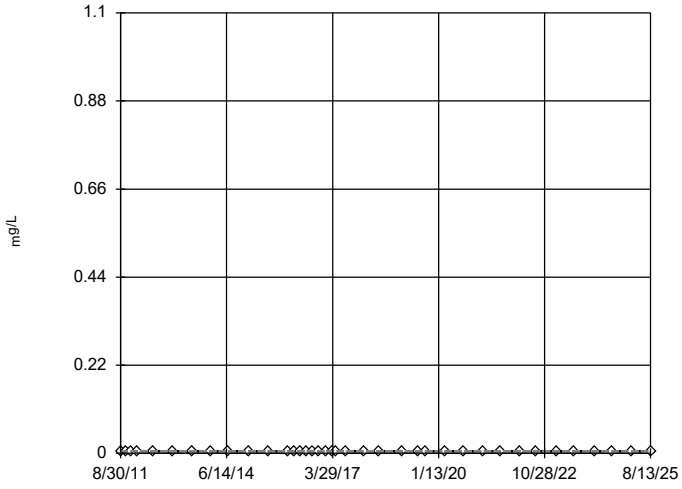


n = 38

No outliers found. Tukey's method selected by user.

All values are the same.

Constituent: Cobalt Analysis Run 3/25/2026 1:20 PM View: Tukey's Outlier Test

Plant Wansley Client: Southern Company Data: Wansley Landfill

Sanitas™ v.10.1.06 Software licensed to Groundwater Stats Consulting. UG

## Tukey's Outlier Screening

GWC-19

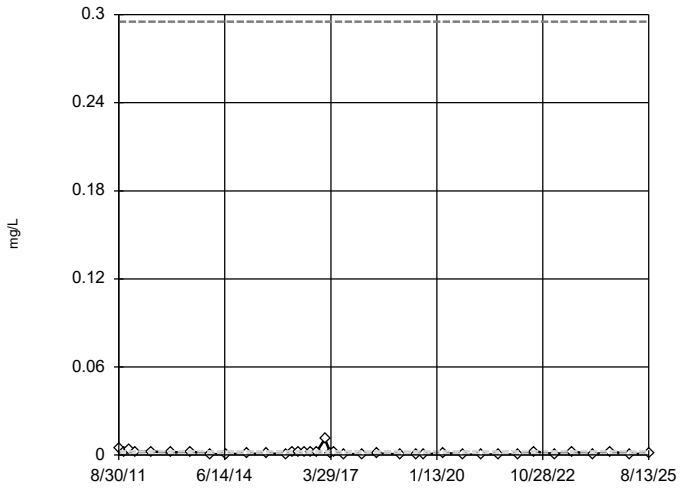


n = 38

No outliers found. Tukey's method selected by user.

Data were natural log transformed to achieve best W statistic (graph shown in original units).

High cutoff = 0.2952, low cutoff = 0.000004316, based on IQR multiplier of 3.

Constituent: Cobalt Analysis Run 3/25/2026 1:20 PM View: Tukey's Outlier Test

Plant Wansley Client: Southern Company Data: Wansley Landfill

Sanitas™ v.10.1.06 Software licensed to Groundwater Stats Consulting. UG

## Tukey's Outlier Screening

GWC-20

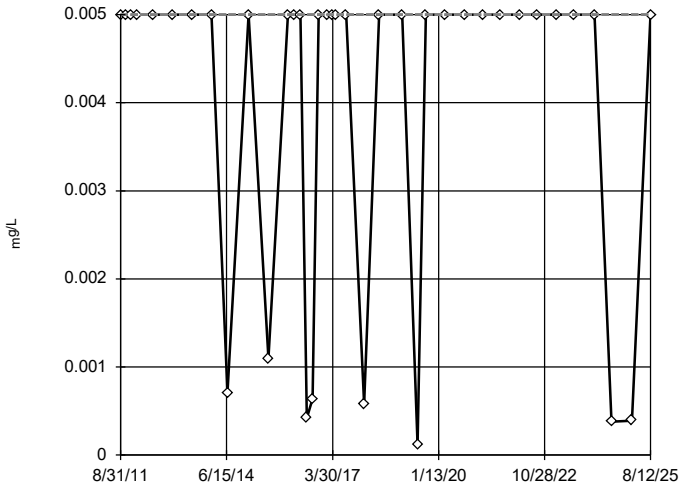


n = 38

No outliers found. Tukey's method selected by user.

Data were natural log transformed to achieve best W statistic (graph shown in original units).

The results were invalidated, because the lower and upper quartiles are equal.

Constituent: Cobalt Analysis Run 3/25/2026 1:20 PM View: Tukey's Outlier Test

Plant Wansley Client: Southern Company Data: Wansley Landfill

Sanitas™ v.10.1.06 Software licensed to Groundwater Stats Consulting. UG

## Tukey's Outlier Screening

GWC-21

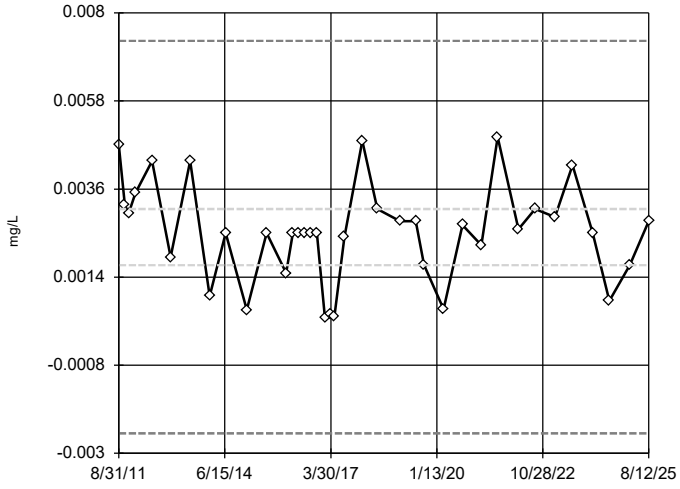


n = 38

No outliers found. Tukey's method selected by user.

Ladder of Powers transformations did not improve normality; analysis run on raw data.

High cutoff = 0.0073, low cutoff = -0.0025, based on IQR multiplier of 3.

Constituent: Cobalt Analysis Run 3/25/2026 1:20 PM View: Tukey's Outlier Test

Plant Wansley Client: Southern Company Data: Wansley Landfill

Sanitas™ v.10.1.06 Software licensed to Groundwater Stats Consulting. UG

## Tukey's Outlier Screening

GWC-22

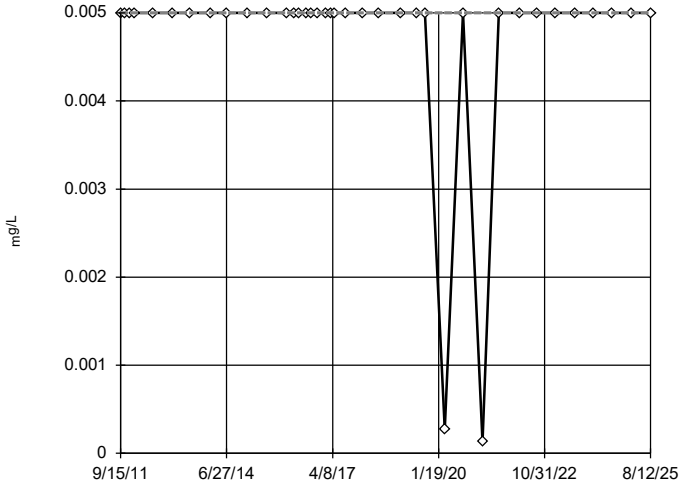


n = 38

No outliers found. Tukey's method selected by user.

Data were natural log transformed to achieve best W statistic (graph shown in original units).

The results were invalidated, because the lower and upper quartiles are equal.

Constituent: Cobalt Analysis Run 3/25/2026 1:20 PM View: Tukey's Outlier Test

Plant Wansley Client: Southern Company Data: Wansley Landfill

Sanitas™ v.10.1.06 Software licensed to Groundwater Stats Consulting. UG

## Tukey's Outlier Screening

GWC-23

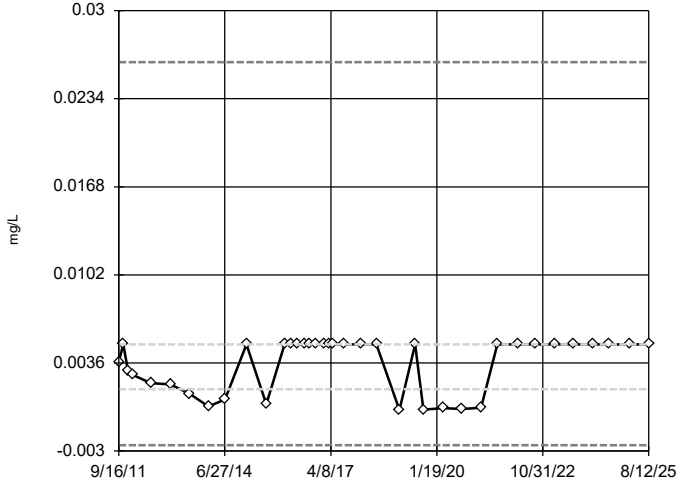


n = 38

No outliers found. Tukey's method selected by user.

Data were square root transformed to achieve best W statistic (graph shown in original units).

High cutoff = 0.02614, low cutoff = -0.002558, based on IQR multiplier of 3.

Constituent: Cobalt Analysis Run 3/25/2026 1:20 PM View: Tukey's Outlier Test

Plant Wansley Client: Southern Company Data: Wansley Landfill

Sanitas™ v.10.1.06 Software licensed to Groundwater Stats Consulting. UG

## Tukey's Outlier Screening

GWC-24

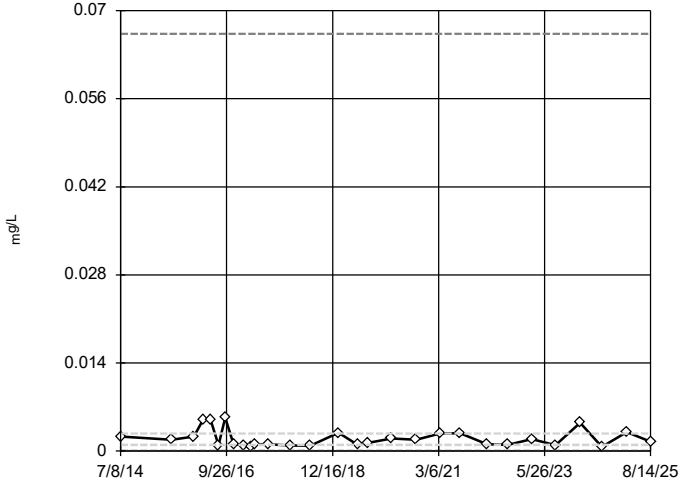


n = 29

No outliers found. Tukey's method selected by user.

Data were natural log transformed to achieve best W statistic (graph shown in original units).

High cutoff = 0.06632, low cutoff = 0.00004116, based on IQR multiplier of 3.

Constituent: Cobalt Analysis Run 3/25/2026 1:20 PM View: Tukey's Outlier Test

Plant Wansley Client: Southern Company Data: Wansley Landfill

Sanitas™ v.10.1.06 Software licensed to Groundwater Stats Consulting. UG

## Tukey's Outlier Screening

GWC-25

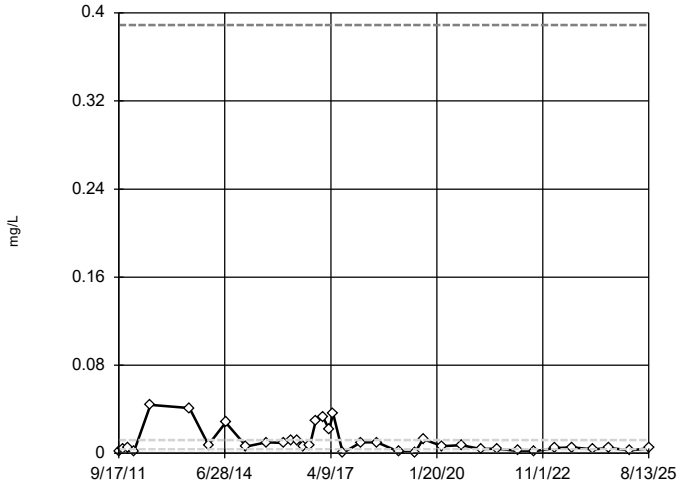


n = 37

No outliers found. Tukey's method selected by user.

Data were natural log transformed to achieve best W statistic (graph shown in original units).

High cutoff = 0.389, low cutoff = 0.0001149, based on IQR multiplier of 3.

Constituent: Cobalt Analysis Run 3/25/2026 1:20 PM View: Tukey's Outlier Test

Plant Wansley Client: Southern Company Data: Wansley Landfill

Sanitas™ v.10.1.06 Software licensed to Groundwater Stats Consulting. UG

## Tukey's Outlier Screening

GWC-26

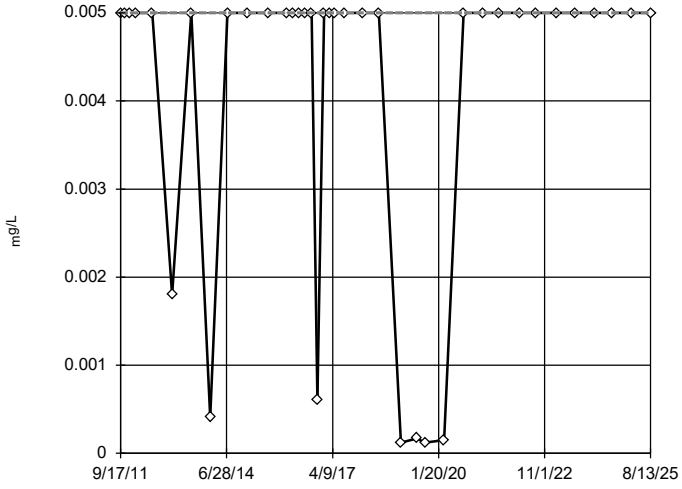


n = 38

No outliers found. Tukey's method selected by user.

Data were cube root transformed to achieve best W statistic (graph shown in original units).

The results were invalidated, because the lower and upper quartiles are equal.

Constituent: Cobalt Analysis Run 3/25/2026 1:20 PM View: Tukey's Outlier Test

Plant Wansley Client: Southern Company Data: Wansley Landfill

Sanitas™ v.10.1.06 Software licensed to Groundwater Stats Consulting. UG

## Tukey's Outlier Screening

GWC-27

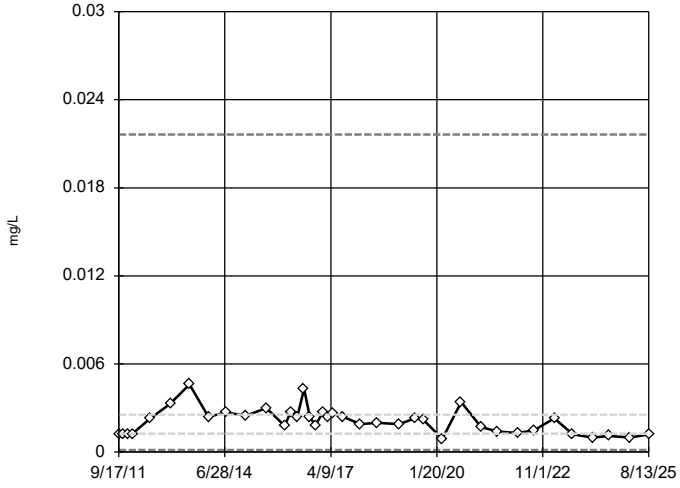


n = 38

No outliers found. Tukey's method selected by user.

Data were natural log transformed to achieve best W statistic (graph shown in original units).

High cutoff = 0.02163, low cutoff = 0.0001473, based on IQR multiplier of 3.

Constituent: Cobalt Analysis Run 3/25/2026 1:20 PM View: Tukey's Outlier Test

Plant Wansley Client: Southern Company Data: Wansley Landfill

Sanitas™ v.10.1.06 Software licensed to Groundwater Stats Consulting. UG

## Tukey's Outlier Screening

GWC-30

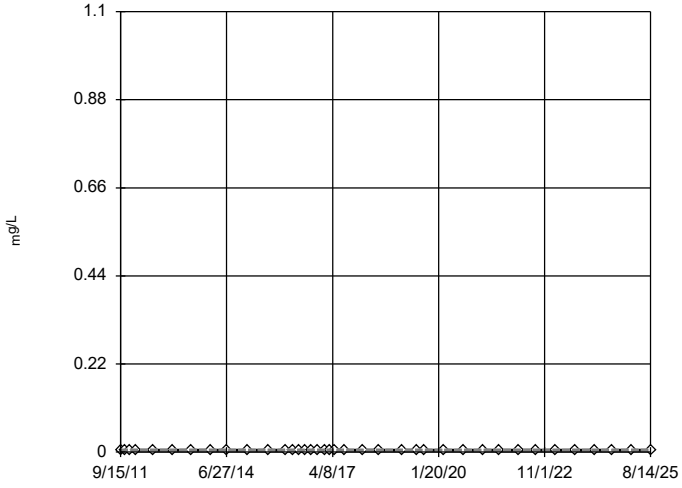


n = 38

No outliers found. Tukey's method selected by user.

All values are the same.

Constituent: Cobalt Analysis Run 3/25/2026 1:20 PM View: Tukey's Outlier Test

Plant Wansley Client: Southern Company Data: Wansley Landfill

Sanitas™ v.10.1.06 Software licensed to Groundwater Stats Consulting. UG

## Tukey's Outlier Screening

GWC-31

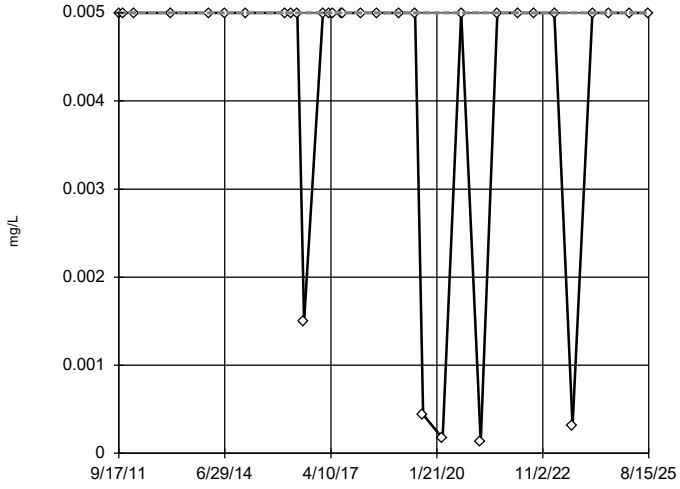


n = 33

No outliers found. Tukey's method selected by user.

Data were cube root transformed to achieve best W statistic (graph shown in original units).

The results were invalidated, because the lower and upper quartiles are equal.

Constituent: Cobalt Analysis Run 3/25/2026 1:20 PM View: Tukey's Outlier Test

Plant Wansley Client: Southern Company Data: Wansley Landfill

Sanitas™ v.10.1.06 Software licensed to Groundwater Stats Consulting. UG

## Tukey's Outlier Screening

GWC-32

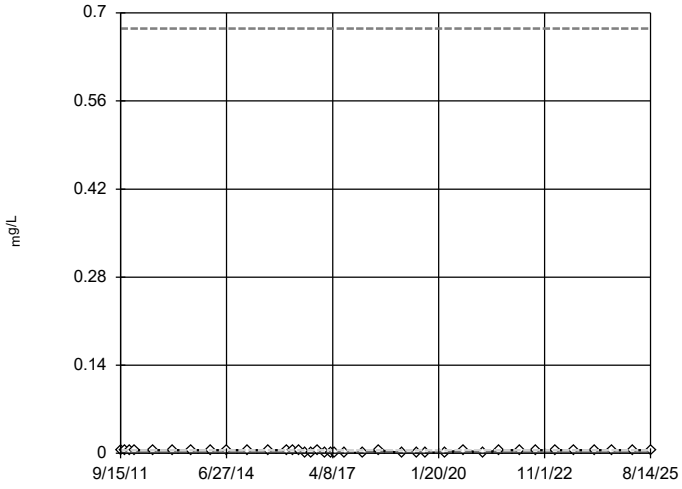


n = 38

No outliers found. Tukey's method selected by user.

Data were natural log transformed to achieve best W statistic (graph shown in original units).

High cutoff = 0.675, low cutoff = 0.00000722, based on IQR multiplier of 3.

Constituent: Cobalt Analysis Run 3/25/2026 1:20 PM View: Tukey's Outlier Test

Plant Wansley Client: Southern Company Data: Wansley Landfill

Sanitas™ v.10.1.06 Software licensed to Groundwater Stats Consulting. UG

## Tukey's Outlier Screening

GWC-33

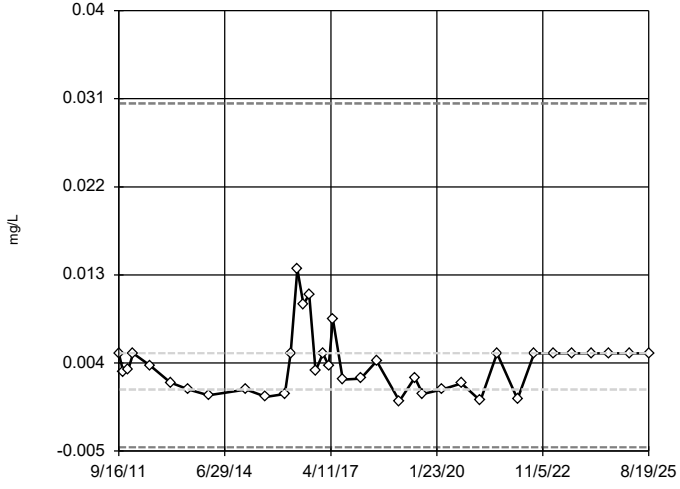


n = 37

No outliers found. Tukey's method selected by user.

Data were square root transformed to achieve best W statistic (graph shown in original units).

High cutoff = 0.03051, low cutoff = -0.004612, based on IQR multiplier of 3.

Constituent: Cobalt Analysis Run 3/25/2026 1:20 PM View: Tukey's Outlier Test

Plant Wansley Client: Southern Company Data: Wansley Landfill

Sanitas™ v.10.1.06 Software licensed to Groundwater Stats Consulting. UG

## Tukey's Outlier Screening

GWC-34

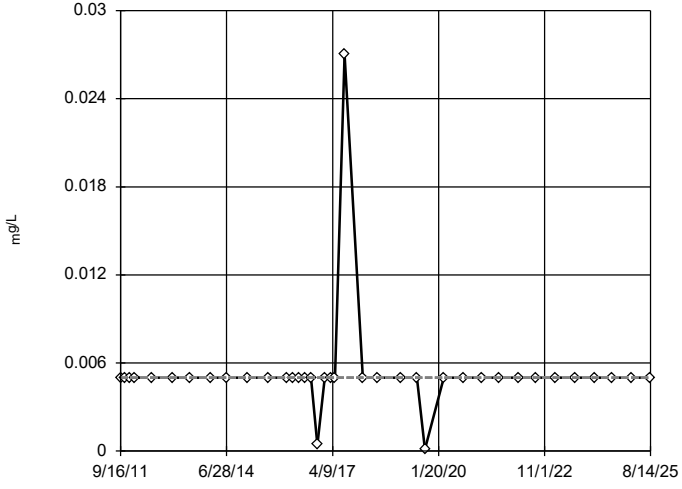


n = 38

No outliers found. Tukey's method selected by user.

Data were cube root transformed to achieve best W statistic (graph shown in original units).

The results were invalidated, because the lower and upper quartiles are equal.

Constituent: Cobalt Analysis Run 3/25/2026 1:20 PM View: Tukey's Outlier Test

Plant Wansley Client: Southern Company Data: Wansley Landfill

Sanitas™ v.10.1.06 Software licensed to Groundwater Stats Consulting. UG

## Tukey's Outlier Screening

GWC-35

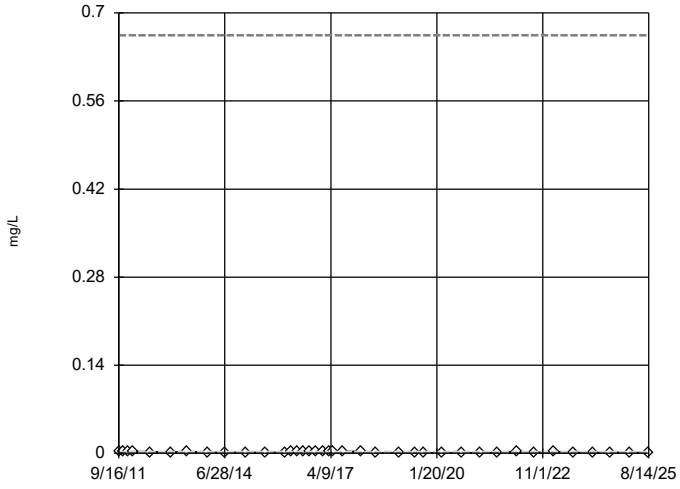


n = 38

No outliers found. Tukey's method selected by user.

Data were natural log transformed to achieve best W statistic (graph shown in original units).

High cutoff = 0.6644, low cutoff = 0.000001463, based on IQR multiplier of 3.

Constituent: Cobalt Analysis Run 3/25/2026 1:20 PM View: Tukey's Outlier Test

Plant Wansley Client: Southern Company Data: Wansley Landfill

Sanitas™ v.10.1.06 Software licensed to Groundwater Stats Consulting. UG

## Tukey's Outlier Screening

GWA-1 (bg)

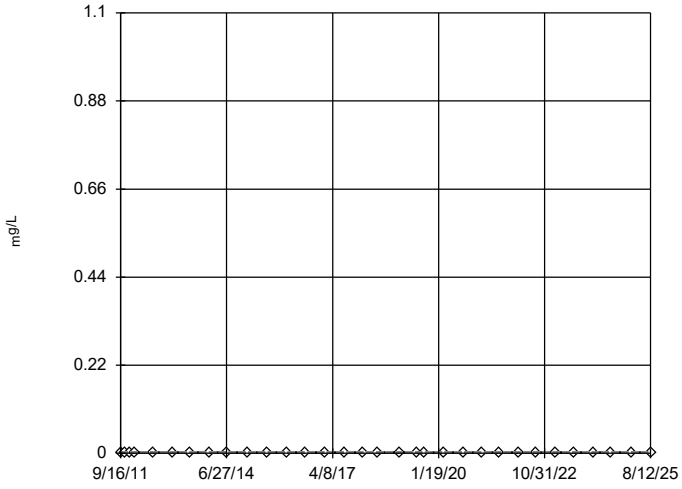


n = 32

No outliers found. Tukey's method selected by user.

All values are the same.

Constituent: Copper Analysis Run 3/25/2026 1:20 PM View: Tukey's Outlier Test

Plant Wansley Client: Southern Company Data: Wansley Landfill

Sanitas™ v.10.1.06 Software licensed to Groundwater Stats Consulting. UG

## Tukey's Outlier Screening

GWA-2 (bg)

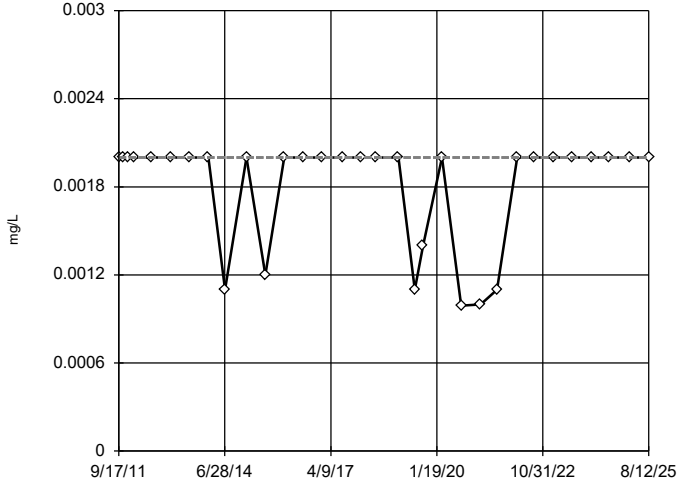


n = 32

No outliers found. Tukey's method selected by user.

Data were natural log transformed to achieve best W statistic (graph shown in original units).

The results were invalidated, because the lower and upper quartiles are equal.

Constituent: Copper Analysis Run 3/25/2026 1:20 PM View: Tukey's Outlier Test

Plant Wansley Client: Southern Company Data: Wansley Landfill

Sanitas™ v.10.1.06 Software licensed to Groundwater Stats Consulting. UG

## Tukey's Outlier Screening

GWA-3 (bg)

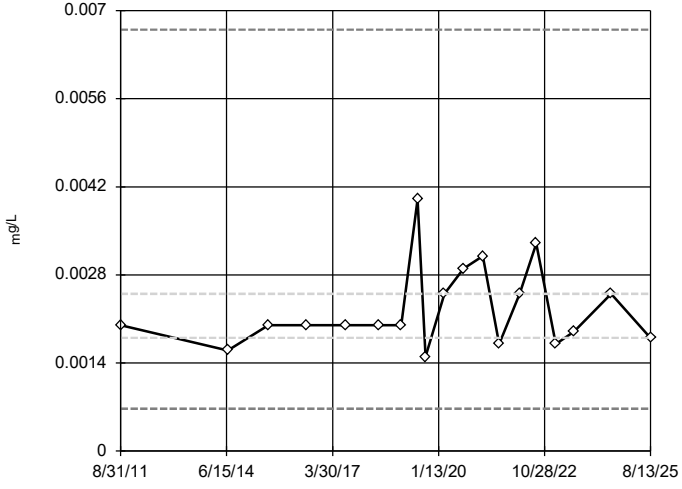


n = 19

No outliers found. Tukey's method selected by user.

Data were natural log transformed to achieve best W statistic (graph shown in original units).

High cutoff = 0.006698, low cutoff = 0.0006718, based on IQR multiplier of 3.

Constituent: Copper Analysis Run 3/25/2026 1:20 PM View: Tukey's Outlier Test

Plant Wansley Client: Southern Company Data: Wansley Landfill

Sanitas™ v.10.1.06 Software licensed to Groundwater Stats Consulting. UG

## Tukey's Outlier Screening

GWA-4 (bg)

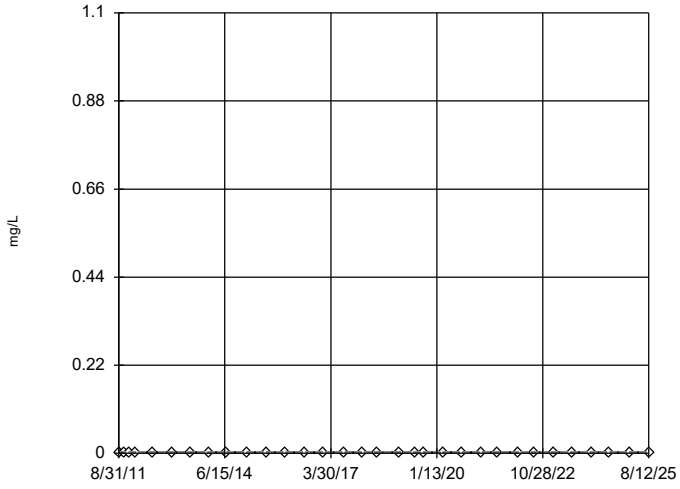


n = 32

No outliers found. Tukey's method selected by user.

All values are the same.

Constituent: Copper Analysis Run 3/25/2026 1:20 PM View: Tukey's Outlier Test

Plant Wansley Client: Southern Company Data: Wansley Landfill

Sanitas™ v.10.1.06 Software licensed to Groundwater Stats Consulting. UG

## Tukey's Outlier Screening

GWA-28 (bg)

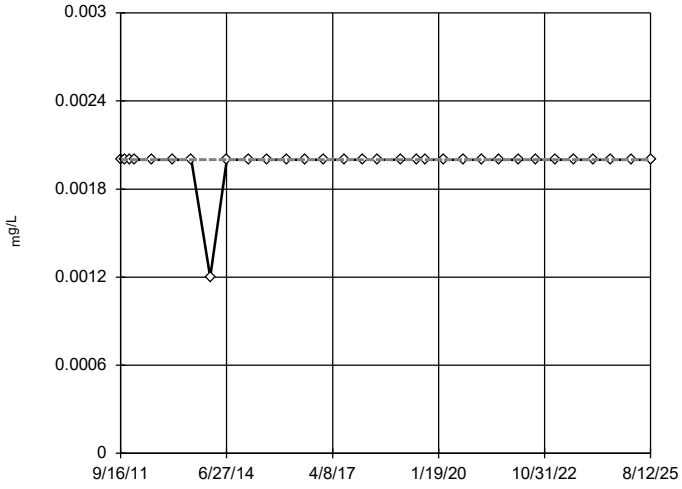


n = 32

No outliers found. Tukey's method selected by user.

Data were x^5 transformed to achieve best W statistic (graph shown in original units).

The results were invalidated, because the lower and upper quartiles are equal.

Constituent: Copper Analysis Run 3/25/2026 1:20 PM View: Tukey's Outlier Test

Plant Wansley Client: Southern Company Data: Wansley Landfill

Sanitas™ v.10.1.06 Software licensed to Groundwater Stats Consulting. UG

## Tukey's Outlier Screening

GWA-29 (bg)

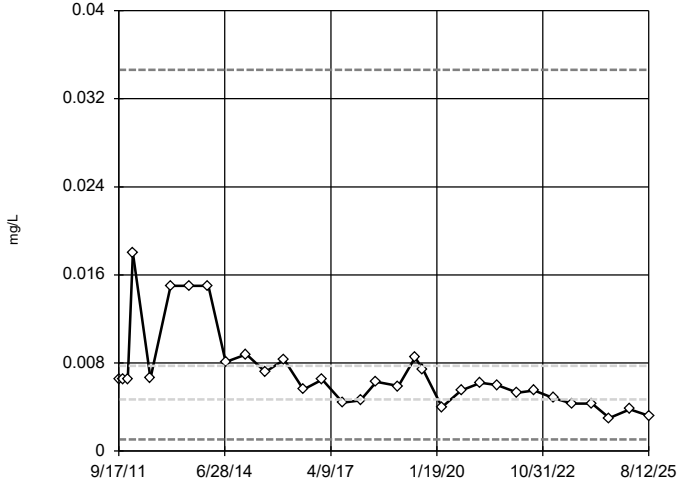


n = 32

No outliers found. Tukey's method selected by user.

Data were natural log transformed to achieve best W statistic (graph shown in original units).

High cutoff = 0.03463, low cutoff = 0.001051, based on IQR multiplier of 3.

Constituent: Copper Analysis Run 3/25/2026 1:20 PM View: Tukey's Outlier Test

Plant Wansley Client: Southern Company Data: Wansley Landfill

Sanitas™ v.10.1.06 Software licensed to Groundwater Stats Consulting. UG

## Tukey's Outlier Screening

GWC-5

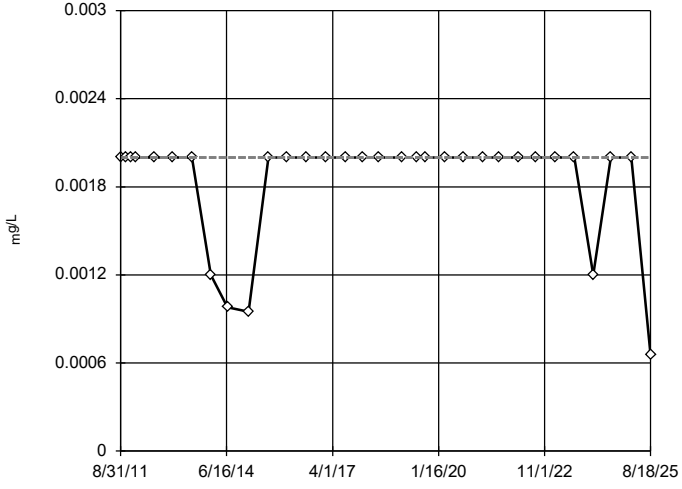


n = 32

No outliers found. Tukey's method selected by user.

Data were square root transformed to achieve best W statistic (graph shown in original units).

The results were invalidated, because the lower and upper quartiles are equal.

Constituent: Copper Analysis Run 3/25/2026 1:20 PM View: Tukey's Outlier Test

Plant Wansley Client: Southern Company Data: Wansley Landfill

Sanitas™ v.10.1.06 Software licensed to Groundwater Stats Consulting. UG

## Tukey's Outlier Screening

GWC-6

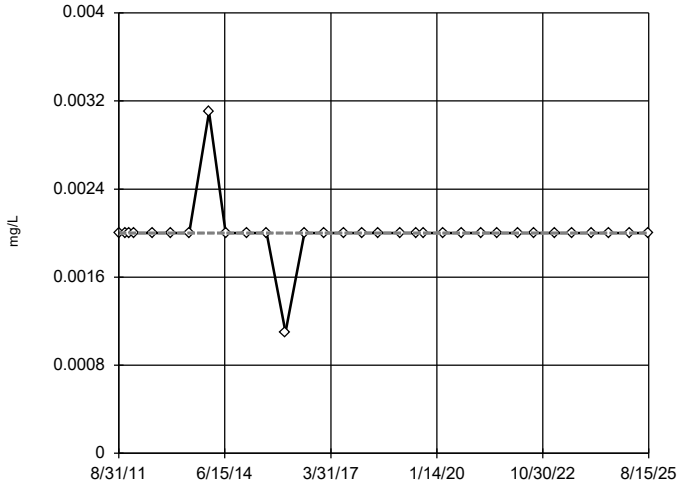


n = 32

No outliers found. Tukey's method selected by user.

Data were square root transformed to achieve best W statistic (graph shown in original units).

The results were invalidated, because the lower and upper quartiles are equal.

Constituent: Copper Analysis Run 3/25/2026 1:20 PM View: Tukey's Outlier Test

Plant Wansley Client: Southern Company Data: Wansley Landfill

Sanitas™ v.10.1.06 Software licensed to Groundwater Stats Consulting. UG

## Tukey's Outlier Screening

GWC-7

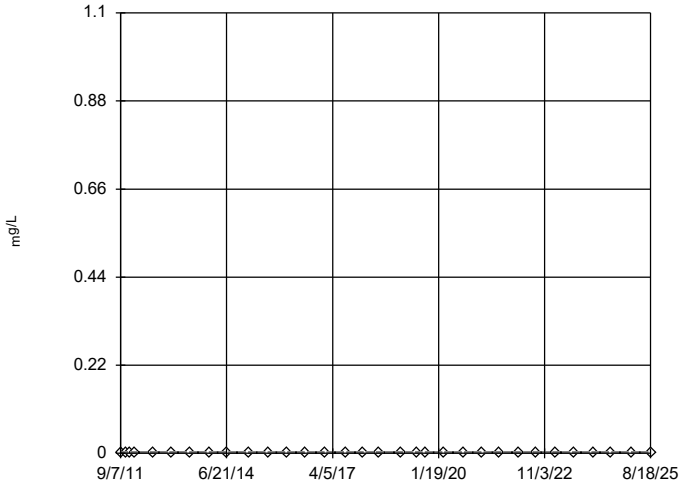


n = 32

No outliers found. Tukey's method selected by user.

All values are the same.

Constituent: Copper Analysis Run 3/25/2026 1:20 PM View: Tukey's Outlier Test

Plant Wansley Client: Southern Company Data: Wansley Landfill

Sanitas™ v.10.1.06 Software licensed to Groundwater Stats Consulting. UG

## Tukey's Outlier Screening

GWC-8

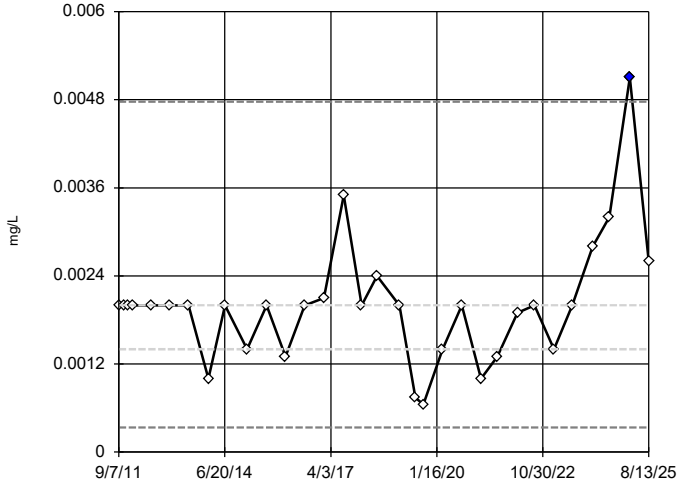


n = 32

Outlier is drawn as solid. Tukey's method selected by user.

Data were cube root transformed to achieve best W statistic (graph shown in original units).

High cutoff = 0.004772, low cutoff = 0.0003357, based on IQR multiplier of 3.

Constituent: Copper Analysis Run 3/25/2026 1:20 PM View: Tukey's Outlier Test

Plant Wansley Client: Southern Company Data: Wansley Landfill

Sanitas™ v.10.1.06 Software licensed to Groundwater Stats Consulting. UG

## Tukey's Outlier Screening

GWC-9

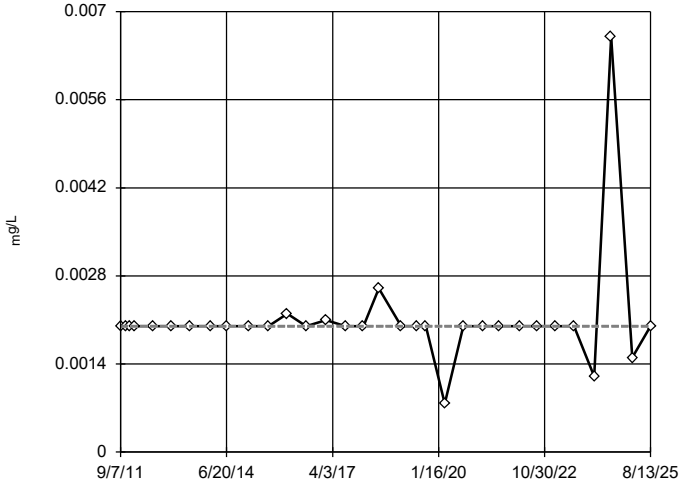


n = 32

No outliers found. Tukey's method selected by user.

Data were natural log transformed to achieve best W statistic (graph shown in original units).

The results were invalidated, because the lower and upper quartiles are equal.

Constituent: Copper Analysis Run 3/25/2026 1:20 PM View: Tukey's Outlier Test

Plant Wansley Client: Southern Company Data: Wansley Landfill

Sanitas™ v.10.1.06 Software licensed to Groundwater Stats Consulting. UG

## Tukey's Outlier Screening

GWC-10

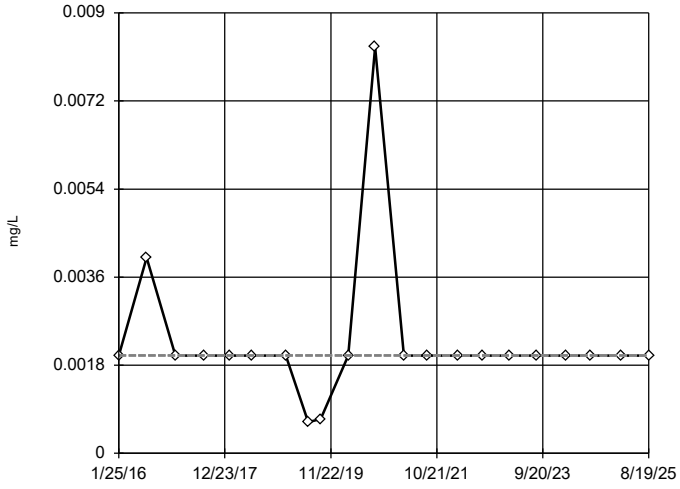


n = 21

No outliers found. Tukey's method selected by user.

Data were natural log transformed to achieve best W statistic (graph shown in original units).

The results were invalidated, because the lower and upper quartiles are equal.

Constituent: Copper Analysis Run 3/25/2026 1:20 PM View: Tukey's Outlier Test

Plant Wansley Client: Southern Company Data: Wansley Landfill

Sanitas™ v.10.1.06 Software licensed to Groundwater Stats Consulting. UG

## Tukey's Outlier Screening

GWC-11

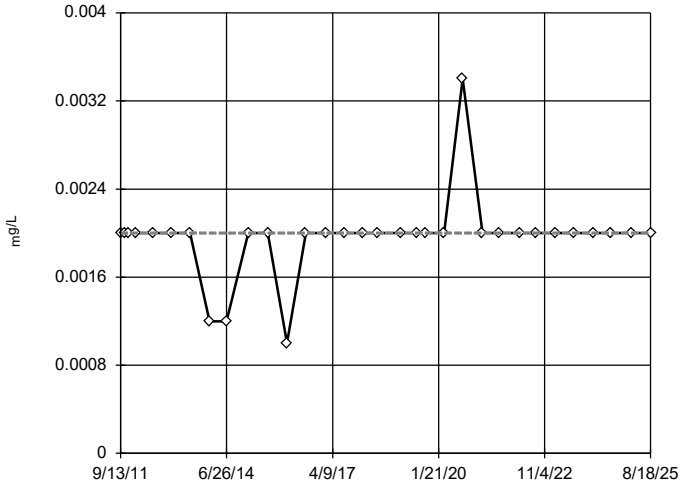


n = 32

No outliers found. Tukey's method selected by user.

Data were cube root transformed to achieve best W statistic (graph shown in original units).

The results were invalidated, because the lower and upper quartiles are equal.

Constituent: Copper Analysis Run 3/25/2026 1:20 PM View: Tukey's Outlier Test

Plant Wansley Client: Southern Company Data: Wansley Landfill

Sanitas™ v.10.1.06 Software licensed to Groundwater Stats Consulting. UG

## Tukey's Outlier Screening

GWC-12

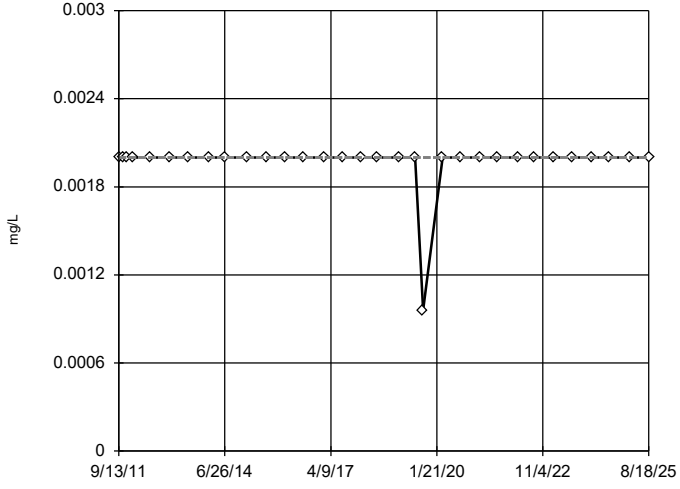


n = 32

No outliers found. Tukey's method selected by user.

Data were x^5 transformed to achieve best W statistic (graph shown in original units).

The results were invalidated, because the lower and upper quartiles are equal.

Constituent: Copper Analysis Run 3/25/2026 1:20 PM View: Tukey's Outlier Test

Plant Wansley Client: Southern Company Data: Wansley Landfill

Sanitas™ v.10.1.06 Software licensed to Groundwater Stats Consulting. UG

## Tukey's Outlier Screening

GWC-13

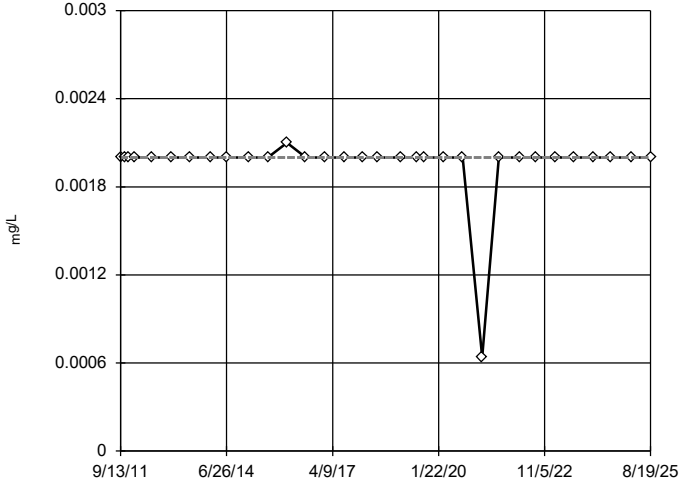


n = 32

No outliers found. Tukey's method selected by user.

Data were x^6 transformed to achieve best W statistic (graph shown in original units).

The results were invalidated, because the lower and upper quartiles are equal.

Constituent: Copper Analysis Run 3/25/2026 1:20 PM View: Tukey's Outlier Test

Plant Wansley Client: Southern Company Data: Wansley Landfill

Sanitas™ v.10.1.06 Software licensed to Groundwater Stats Consulting. UG

## Tukey's Outlier Screening

GWC-14

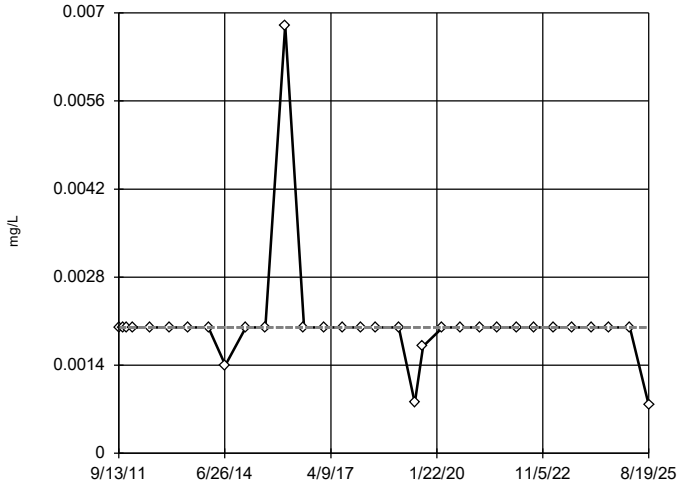


n = 32

No outliers found. Tukey's method selected by user.

Data were natural log transformed to achieve best W statistic (graph shown in original units).

The results were invalidated, because the lower and upper quartiles are equal.

Constituent: Copper Analysis Run 3/25/2026 1:20 PM View: Tukey's Outlier Test

Plant Wansley Client: Southern Company Data: Wansley Landfill

Sanitas™ v.10.1.06 Software licensed to Groundwater Stats Consulting. UG

## Tukey's Outlier Screening

GWC-15

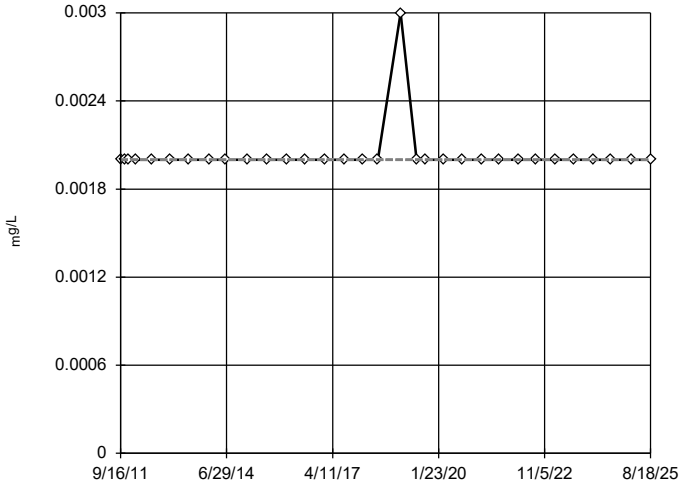


n = 32

No outliers found. Tukey's method selected by user.

Data were square root transformed to achieve best W statistic (graph shown in original units).

The results were invalidated, because the lower and upper quartiles are equal.

Constituent: Copper Analysis Run 3/25/2026 1:20 PM View: Tukey's Outlier Test

Plant Wansley Client: Southern Company Data: Wansley Landfill

Sanitas™ v.10.1.06 Software licensed to Groundwater Stats Consulting. UG

## Tukey's Outlier Screening

GWC-16

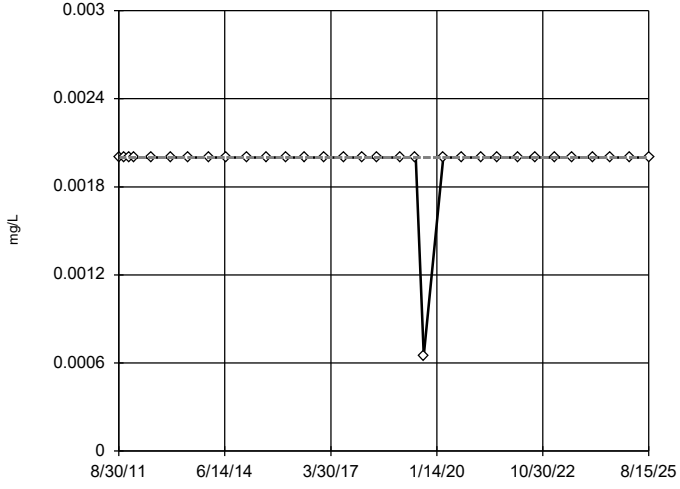


n = 32

No outliers found. Tukey's method selected by user.

Data were natural log transformed to achieve best W statistic (graph shown in original units).

The results were invalidated, because the lower and upper quartiles are equal.

Constituent: Copper Analysis Run 3/25/2026 1:20 PM View: Tukey's Outlier Test

Plant Wansley Client: Southern Company Data: Wansley Landfill

Sanitas™ v.10.1.06 Software licensed to Groundwater Stats Consulting. UG

## Tukey's Outlier Screening

GWC-17

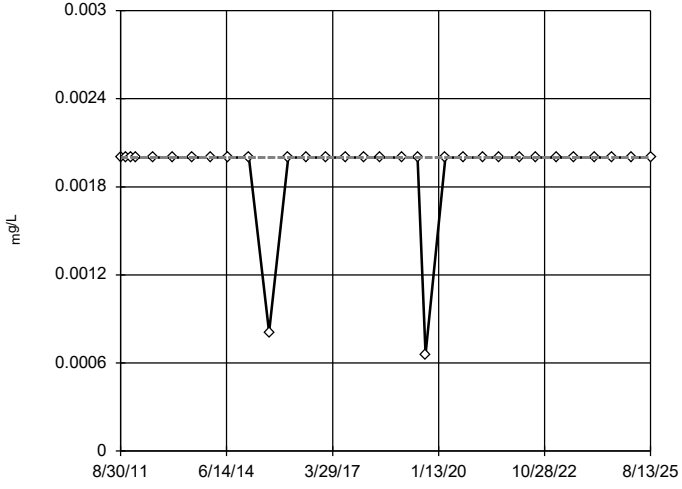


n = 32

No outliers found. Tukey's method selected by user.

Data were natural log transformed to achieve best W statistic (graph shown in original units).

The results were invalidated, because the lower and upper quartiles are equal.

Constituent: Copper Analysis Run 3/25/2026 1:20 PM View: Tukey's Outlier Test

Plant Wansley Client: Southern Company Data: Wansley Landfill

Sanitas™ v.10.1.06 Software licensed to Groundwater Stats Consulting. UG

## Tukey's Outlier Screening

GWC-18

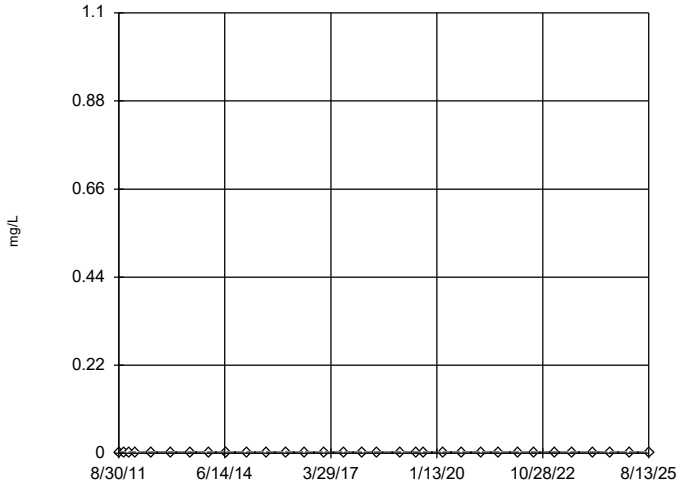


n = 32

No outliers found. Tukey's method selected by user.

All values are the same.

Constituent: Copper Analysis Run 3/25/2026 1:20 PM View: Tukey's Outlier Test

Plant Wansley Client: Southern Company Data: Wansley Landfill

Sanitas™ v.10.1.06 Software licensed to Groundwater Stats Consulting. UG

## Tukey's Outlier Screening

GWC-19

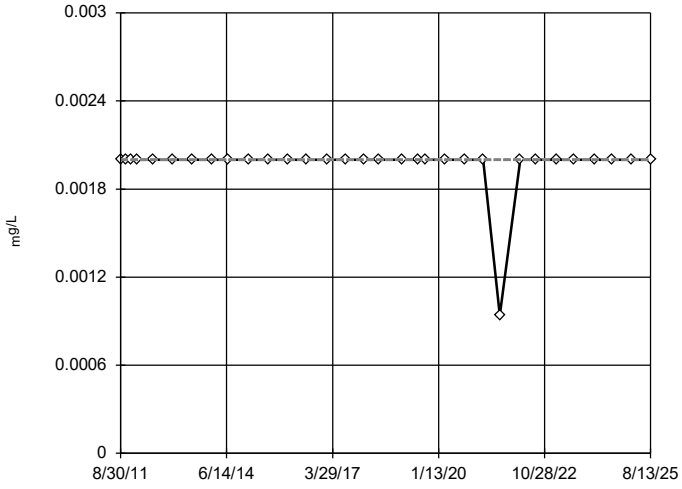


n = 32

No outliers found. Tukey's method selected by user.

Data were natural log transformed to achieve best W statistic (graph shown in original units).

The results were invalidated, because the lower and upper quartiles are equal.

Constituent: Copper Analysis Run 3/25/2026 1:20 PM View: Tukey's Outlier Test

Plant Wansley Client: Southern Company Data: Wansley Landfill

Sanitas™ v.10.1.06 Software licensed to Groundwater Stats Consulting. UG

## Tukey's Outlier Screening

GWC-20

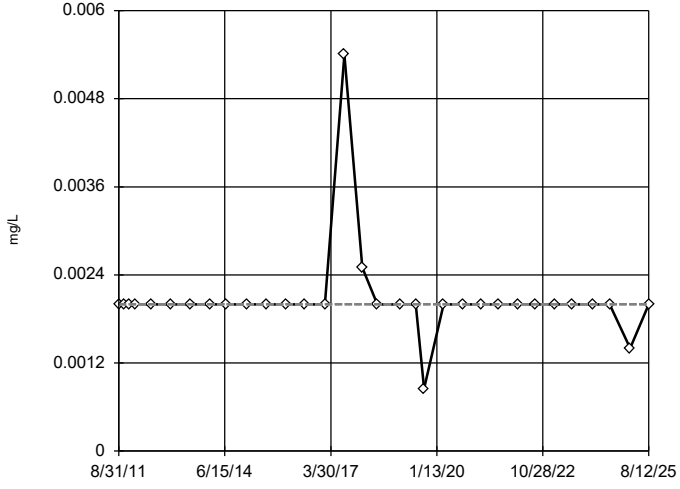


n = 32

No outliers found. Tukey's method selected by user.

Data were natural log transformed to achieve best W statistic (graph shown in original units).

The results were invalidated, because the lower and upper quartiles are equal.

Constituent: Copper Analysis Run 3/25/2026 1:20 PM View: Tukey's Outlier Test

Plant Wansley Client: Southern Company Data: Wansley Landfill

Sanitas™ v.10.1.06 Software licensed to Groundwater Stats Consulting. UG

## Tukey's Outlier Screening

GWC-21

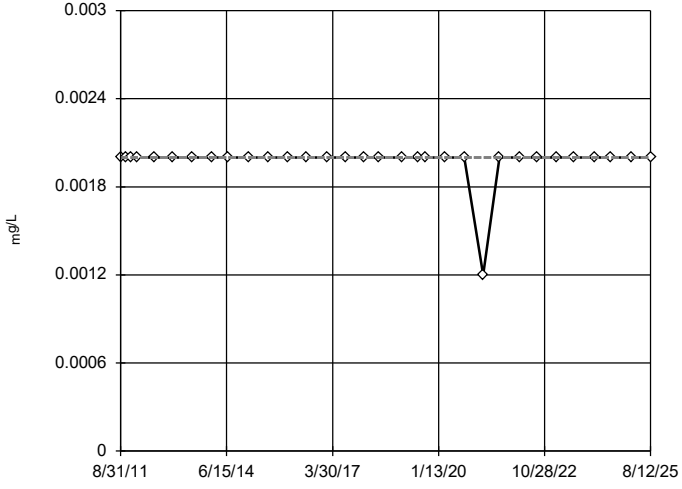


n = 32

No outliers found. Tukey's method selected by user.

Data were x^5 transformed to achieve best W statistic (graph shown in original units).

The results were invalidated, because the lower and upper quartiles are equal.

Constituent: Copper Analysis Run 3/25/2026 1:20 PM View: Tukey's Outlier Test

Plant Wansley Client: Southern Company Data: Wansley Landfill

Sanitas™ v.10.1.06 Software licensed to Groundwater Stats Consulting. UG

## Tukey's Outlier Screening

GWC-22

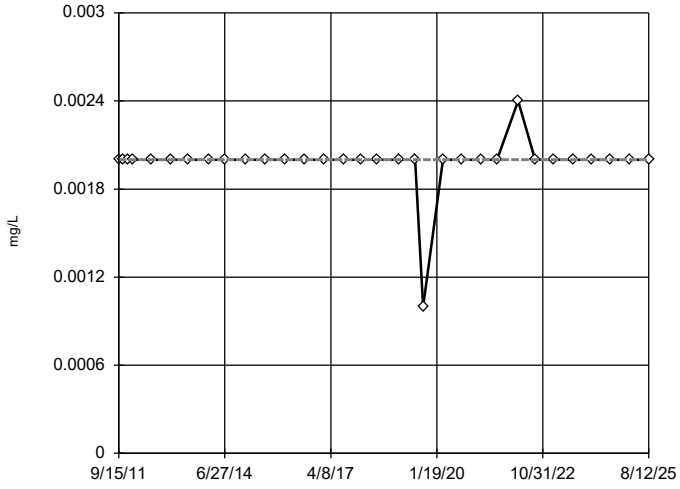


n = 32

No outliers found. Tukey's method selected by user.

Data were x^4 transformed to achieve best W statistic (graph shown in original units).

The results were invalidated, because the lower and upper quartiles are equal.

Constituent: Copper Analysis Run 3/25/2026 1:20 PM View: Tukey's Outlier Test

Plant Wansley Client: Southern Company Data: Wansley Landfill

Sanitas™ v.10.1.06 Software licensed to Groundwater Stats Consulting. UG

## Tukey's Outlier Screening

GWC-23

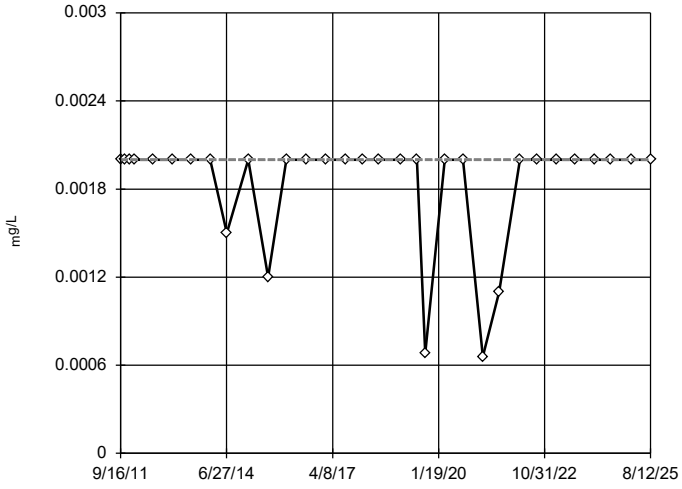


n = 32

No outliers found. Tukey's method selected by user.

Data were square transformed to achieve best W statistic (graph shown in original units).

The results were invalidated, because the lower and upper quartiles are equal.

Constituent: Copper Analysis Run 3/25/2026 1:20 PM View: Tukey's Outlier Test

Plant Wansley Client: Southern Company Data: Wansley Landfill

Sanitas™ v.10.1.06 Software licensed to Groundwater Stats Consulting. UG

## Tukey's Outlier Screening

GWC-24

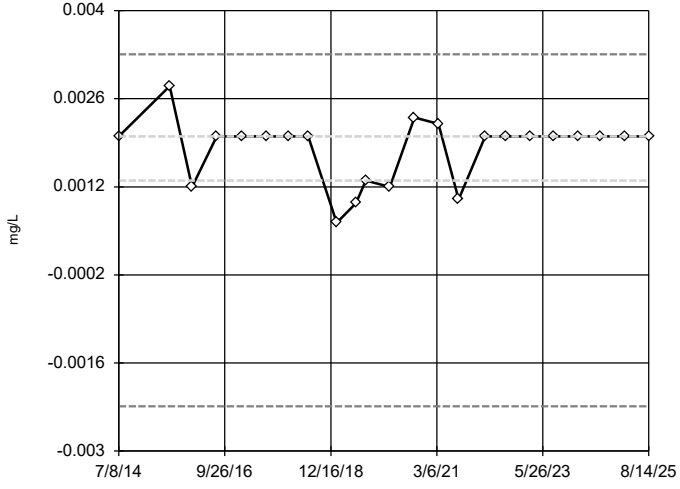


n = 23

No outliers found. Tukey's method selected by user.

Data were square transformed to achieve best W statistic (graph shown in original units).

High cutoff = 0.003306, low cutoff = -0.002289, based on IQR multiplier of 3.

Constituent: Copper Analysis Run 3/25/2026 1:20 PM View: Tukey's Outlier Test

Plant Wansley Client: Southern Company Data: Wansley Landfill

Sanitas™ v.10.1.06 Software licensed to Groundwater Stats Consulting. UG

## Tukey's Outlier Screening

GWC-25

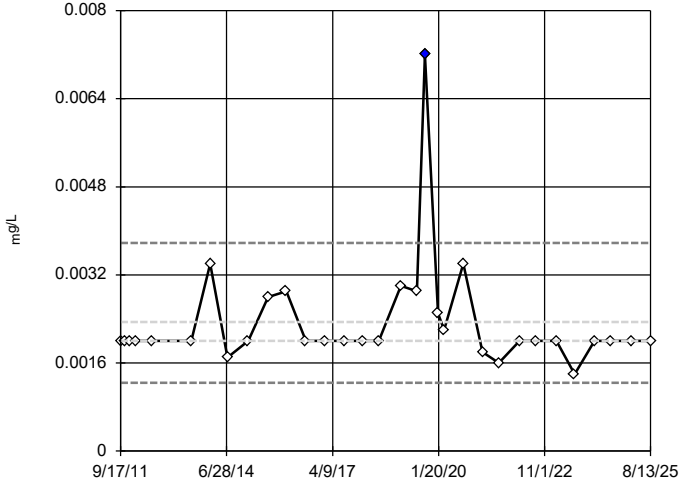


n = 32

Outlier is drawn as solid. Tukey's method selected by user.

Data were natural log transformed to achieve best W statistic (graph shown in original units).

High cutoff = 0.003781, low cutoff = 0.00124, based on IQR multiplier of 3.

Constituent: Copper Analysis Run 3/25/2026 1:20 PM View: Tukey's Outlier Test

Plant Wansley Client: Southern Company Data: Wansley Landfill

Sanitas™ v.10.1.06 Software licensed to Groundwater Stats Consulting. UG

## Tukey's Outlier Screening

GWC-26

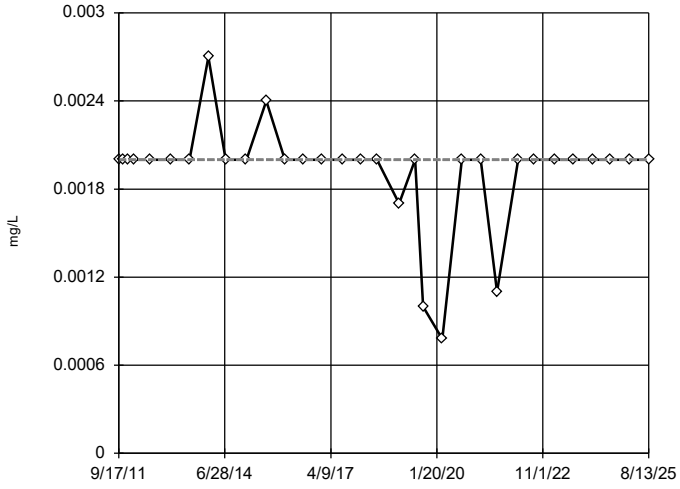


n = 32

No outliers found. Tukey's method selected by user.

Data were square transformed to achieve best W statistic (graph shown in original units).

The results were invalidated, because the lower and upper quartiles are equal.

Constituent: Copper Analysis Run 3/25/2026 1:20 PM View: Tukey's Outlier Test

Plant Wansley Client: Southern Company Data: Wansley Landfill

Sanitas™ v.10.1.06 Software licensed to Groundwater Stats Consulting. UG

## Tukey's Outlier Screening

GWC-27

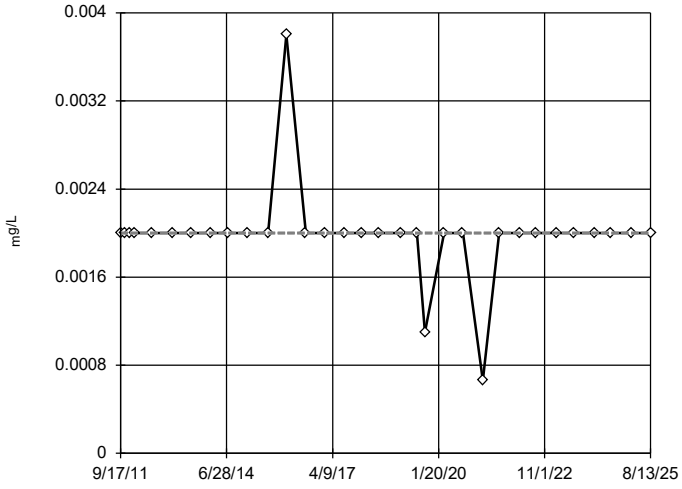


n = 32

No outliers found. Tukey's method selected by user.

Data were square root transformed to achieve best W statistic (graph shown in original units).

The results were invalidated, because the lower and upper quartiles are equal.

Constituent: Copper Analysis Run 3/25/2026 1:20 PM View: Tukey's Outlier Test

Plant Wansley Client: Southern Company Data: Wansley Landfill

Sanitas™ v.10.1.06 Software licensed to Groundwater Stats Consulting. UG

## Tukey's Outlier Screening

GWC-30

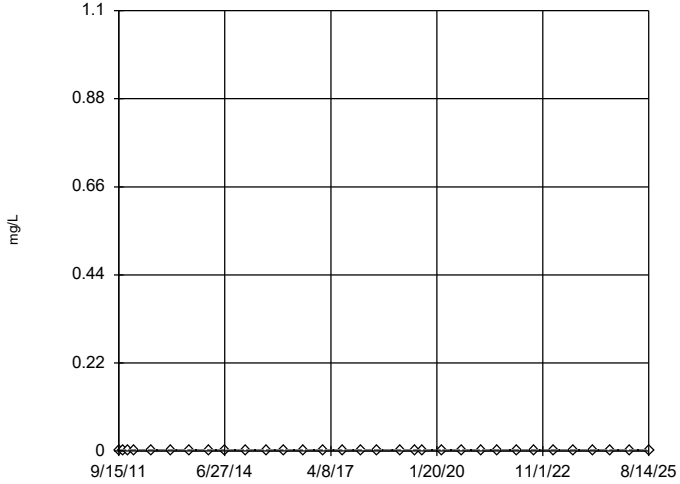


n = 32

No outliers found. Tukey's method selected by user.

All values are the same.

Constituent: Copper Analysis Run 3/25/2026 1:20 PM View: Tukey's Outlier Test

Plant Wansley Client: Southern Company Data: Wansley Landfill

Sanitas™ v.10.1.06 Software licensed to Groundwater Stats Consulting. UG

## Tukey's Outlier Screening

GWC-31

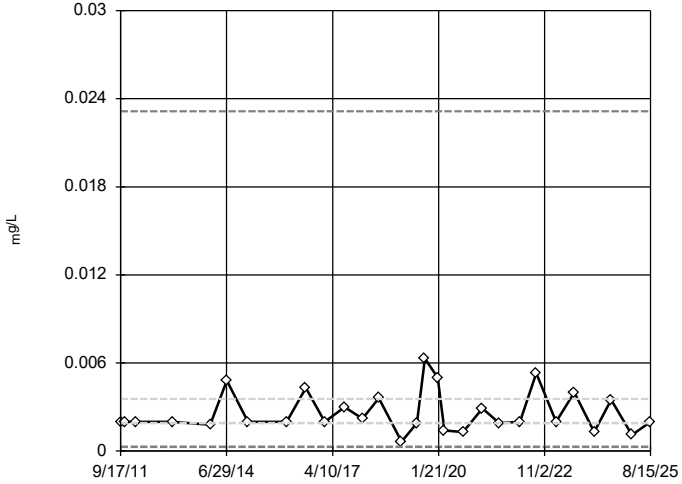


n = 29

No outliers found. Tukey's method selected by user.

Data were natural log transformed to achieve best W statistic (graph shown in original units).

High cutoff = 0.02315, low cutoff = 0.0002914, based on IQR multiplier of 3.

Constituent: Copper Analysis Run 3/25/2026 1:20 PM View: Tukey's Outlier Test

Plant Wansley Client: Southern Company Data: Wansley Landfill

Sanitas™ v.10.1.06 Software licensed to Groundwater Stats Consulting. UG

## Tukey's Outlier Screening

GWC-32

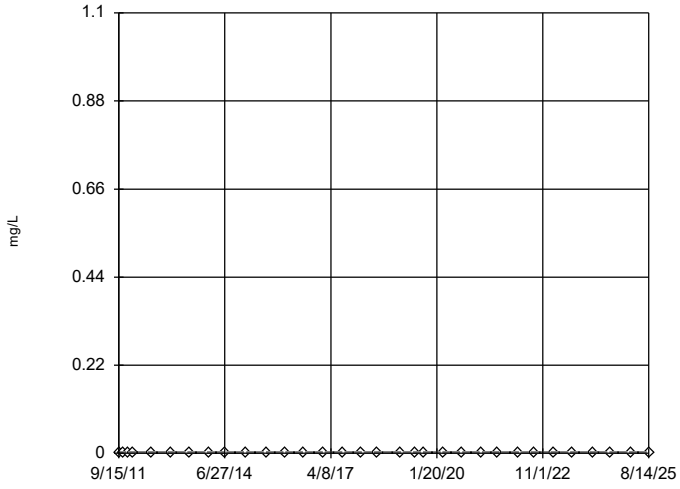


n = 32

No outliers found. Tukey's method selected by user.

All values are the same.

Constituent: Copper Analysis Run 3/25/2026 1:20 PM View: Tukey's Outlier Test

Plant Wansley Client: Southern Company Data: Wansley Landfill

Sanitas™ v.10.1.06 Software licensed to Groundwater Stats Consulting. UG

## Tukey's Outlier Screening

GWC-33

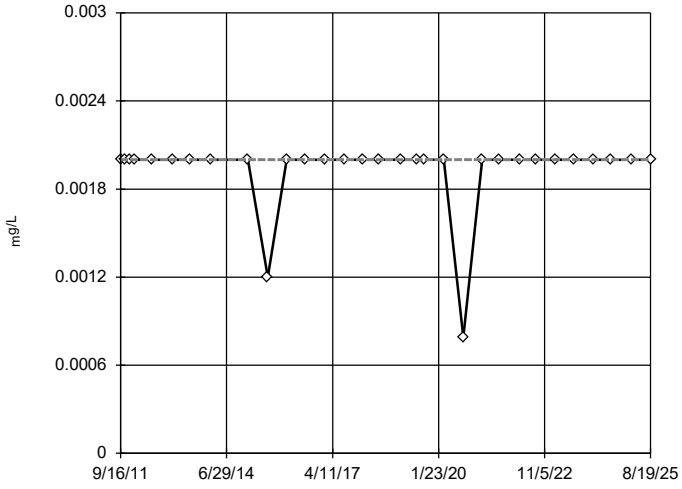


n = 31

No outliers found. Tukey's method selected by user.

Data were square transformed to achieve best W statistic (graph shown in original units).

The results were invalidated, because the lower and upper quartiles are equal.

Constituent: Copper Analysis Run 3/25/2026 1:20 PM View: Tukey's Outlier Test

Plant Wansley Client: Southern Company Data: Wansley Landfill

Sanitas™ v.10.1.06 Software licensed to Groundwater Stats Consulting. UG

## Tukey's Outlier Screening

GWC-34

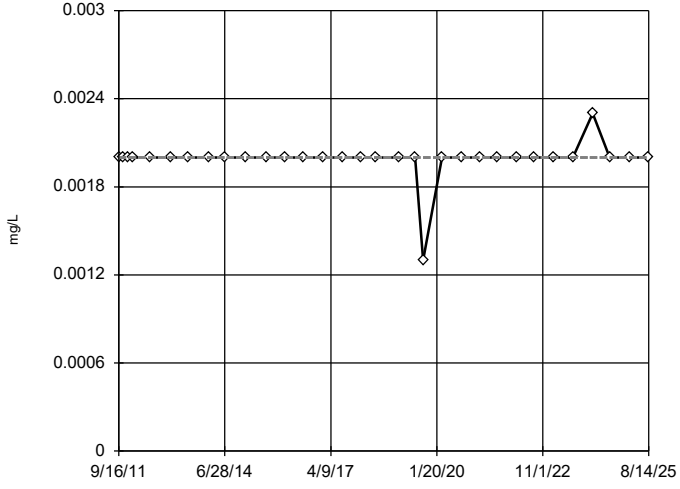


n = 32

No outliers found. Tukey's method selected by user.

Data were x^4 transformed to achieve best W statistic (graph shown in original units).

The results were invalidated, because the lower and upper quartiles are equal.

Constituent: Copper Analysis Run 3/25/2026 1:20 PM View: Tukey's Outlier Test

Plant Wansley Client: Southern Company Data: Wansley Landfill

Sanitas™ v.10.1.06 Software licensed to Groundwater Stats Consulting. UG

## Tukey's Outlier Screening

GWC-35

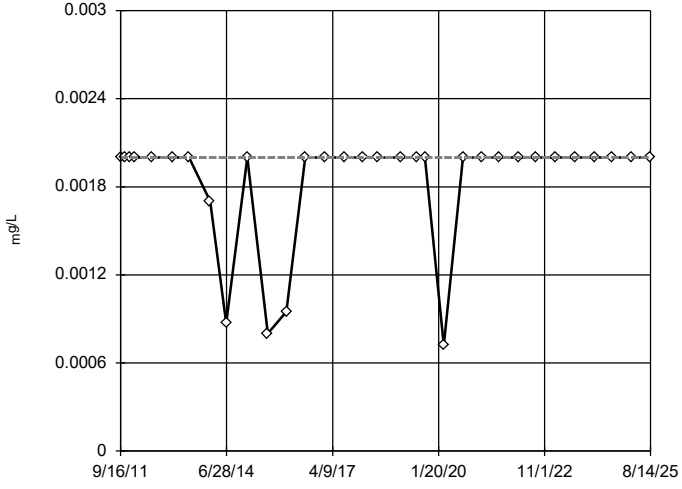


n = 32

No outliers found. Tukey's method selected by user.

Data were x^6 transformed to achieve best W statistic (graph shown in original units).

The results were invalidated, because the lower and upper quartiles are equal.

Constituent: Copper Analysis Run 3/25/2026 1:21 PM View: Tukey's Outlier Test

Plant Wansley Client: Southern Company Data: Wansley Landfill

Sanitas™ v.10.1.06 Software licensed to Groundwater Stats Consulting. UG

## Tukey's Outlier Screening

GWA-1 (bg)

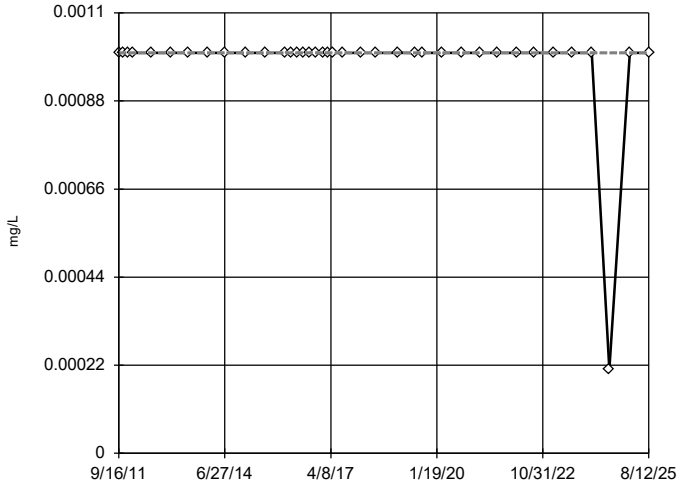


n = 38

No outliers found. Tukey's method selected by user.

Data were x^6 transformed to achieve best W statistic (graph shown in original units).

The results were invalidated, because the lower and upper quartiles are equal.

Constituent: Lead Analysis Run 3/25/2026 1:21 PM View: Tukey's Outlier Test

Plant Wansley Client: Southern Company Data: Wansley Landfill

Sanitas™ v.10.1.06 Software licensed to Groundwater Stats Consulting. UG

## Tukey's Outlier Screening

GWA-2 (bg)

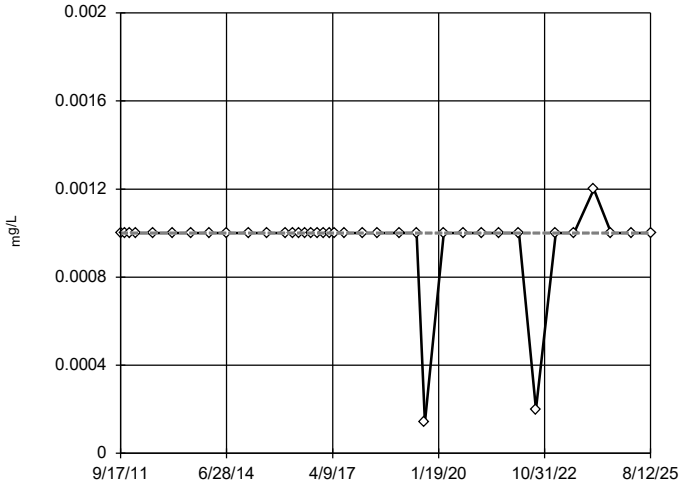


n = 38

No outliers found. Tukey's method selected by user.

Data were x^4 transformed to achieve best W statistic (graph shown in original units).

The results were invalidated, because the lower and upper quartiles are equal.

Constituent: Lead Analysis Run 3/25/2026 1:21 PM View: Tukey's Outlier Test

Plant Wansley Client: Southern Company Data: Wansley Landfill

Sanitas™ v.10.1.06 Software licensed to Groundwater Stats Consulting. UG

## Tukey's Outlier Screening

GWA-3 (bg)

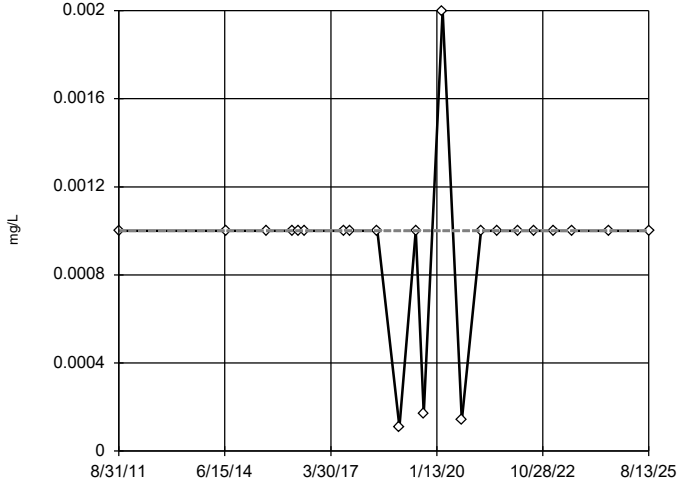


n = 22

No outliers found. Tukey's method selected by user.

Ladder of Powers transformations did not improve normality; analysis run on raw data.

The results were invalidated, because the lower and upper quartiles are equal.

Constituent: Lead Analysis Run 3/25/2026 1:21 PM View: Tukey's Outlier Test

Plant Wansley Client: Southern Company Data: Wansley Landfill

Sanitas™ v.10.1.06 Software licensed to Groundwater Stats Consulting. UG

## Tukey's Outlier Screening

GWA-4 (bg)

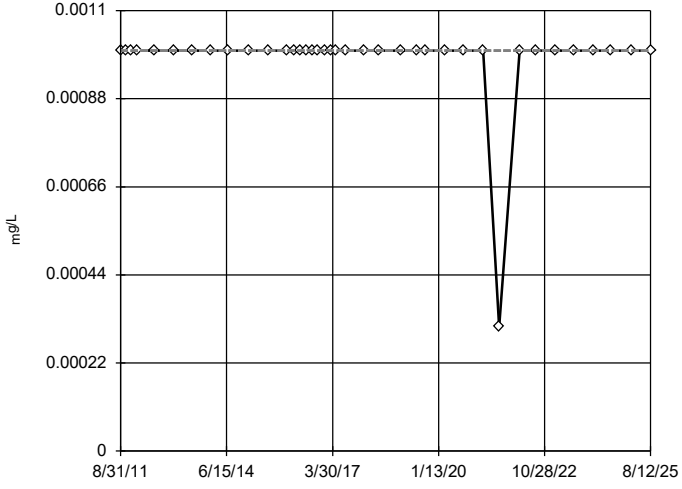


n = 38

No outliers found. Tukey's method selected by user.

Data were x^6 transformed to achieve best W statistic (graph shown in original units).

The results were invalidated, because the lower and upper quartiles are equal.

Constituent: Lead Analysis Run 3/25/2026 1:21 PM View: Tukey's Outlier Test

Plant Wansley Client: Southern Company Data: Wansley Landfill

Sanitas™ v.10.1.06 Software licensed to Groundwater Stats Consulting. UG

## Tukey's Outlier Screening

GWA-28 (bg)

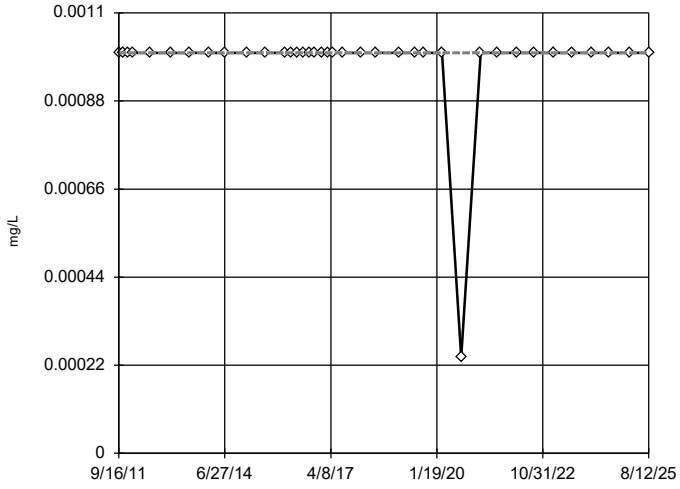


n = 38

No outliers found. Tukey's method selected by user.

Data were square root transformed to achieve best W statistic (graph shown in original units).

The results were invalidated, because the lower and upper quartiles are equal.

Constituent: Lead Analysis Run 3/25/2026 1:21 PM View: Tukey's Outlier Test

Plant Wansley Client: Southern Company Data: Wansley Landfill

Sanitas™ v.10.1.06 Software licensed to Groundwater Stats Consulting. UG

## Tukey's Outlier Screening

GWA-29 (bg)

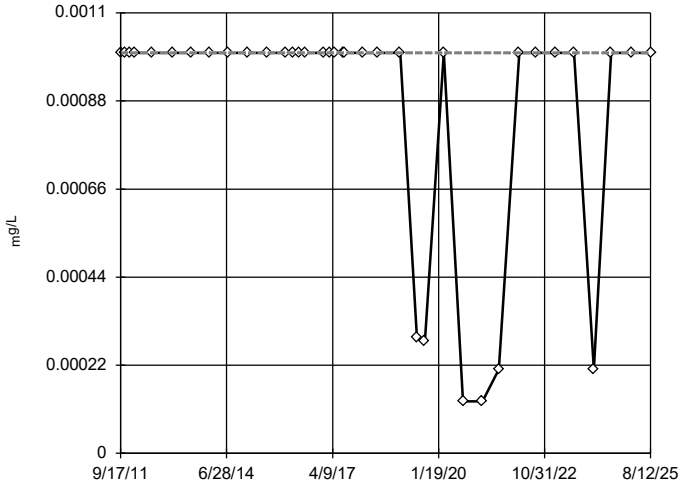


n = 37

No outliers found. Tukey's method selected by user.

Data were natural log transformed to achieve best W statistic (graph shown in original units).

The results were invalidated, because the lower and upper quartiles are equal.

Constituent: Lead Analysis Run 3/25/2026 1:21 PM View: Tukey's Outlier Test

Plant Wansley Client: Southern Company Data: Wansley Landfill

Sanitas™ v.10.1.06 Software licensed to Groundwater Stats Consulting. UG

## Tukey's Outlier Screening

GWC-5

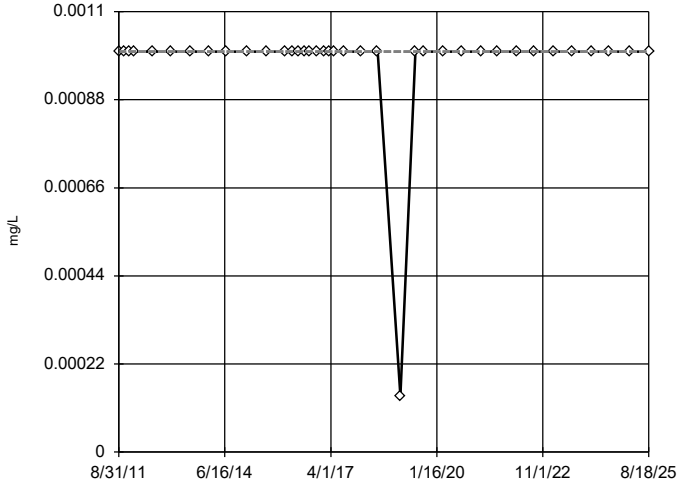


n = 38

No outliers found. Tukey's method selected by user.

Data were x^6 transformed to achieve best W statistic (graph shown in original units).

The results were invalidated, because the lower and upper quartiles are equal.

Constituent: Lead Analysis Run 3/25/2026 1:21 PM View: Tukey's Outlier Test

Plant Wansley Client: Southern Company Data: Wansley Landfill

Sanitas™ v.10.1.06 Software licensed to Groundwater Stats Consulting. UG

## Tukey's Outlier Screening

GWC-6

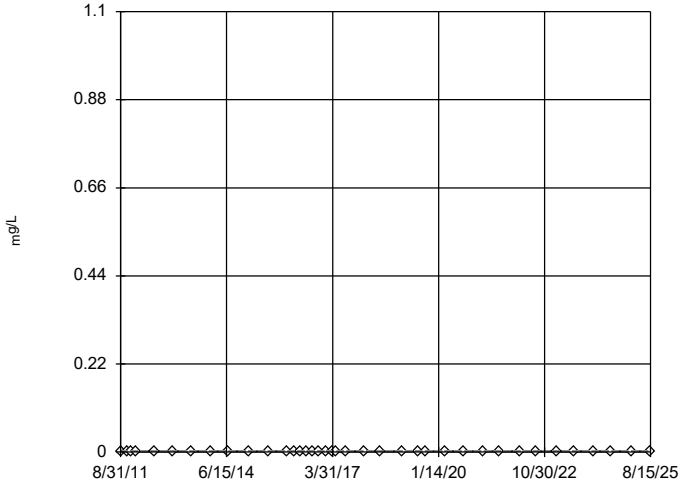


n = 38

No outliers found. Tukey's method selected by user.

All values are the same.

Constituent: Lead Analysis Run 3/25/2026 1:21 PM View: Tukey's Outlier Test

Plant Wansley Client: Southern Company Data: Wansley Landfill

Sanitas™ v.10.1.06 Software licensed to Groundwater Stats Consulting. UG

## Tukey's Outlier Screening

GWC-7

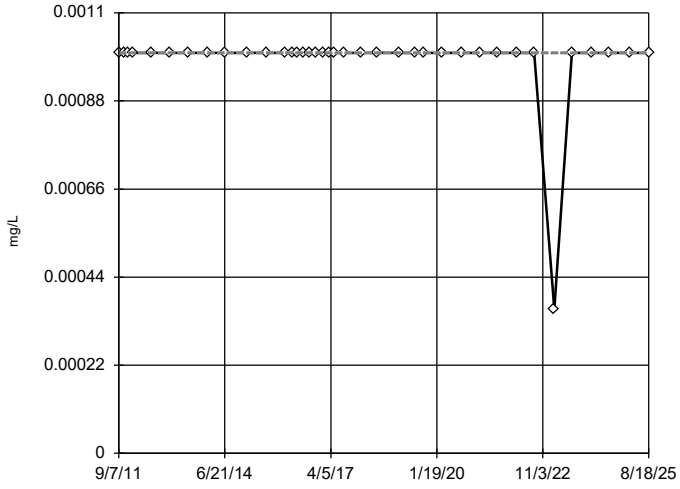


n = 38

No outliers found. Tukey's method selected by user.

Data were square transformed to achieve best W statistic (graph shown in original units).

The results were invalidated, because the lower and upper quartiles are equal.

Constituent: Lead Analysis Run 3/25/2026 1:21 PM View: Tukey's Outlier Test

Plant Wansley Client: Southern Company Data: Wansley Landfill

Sanitas™ v.10.1.06 Software licensed to Groundwater Stats Consulting. UG

## Tukey's Outlier Screening

GWC-8

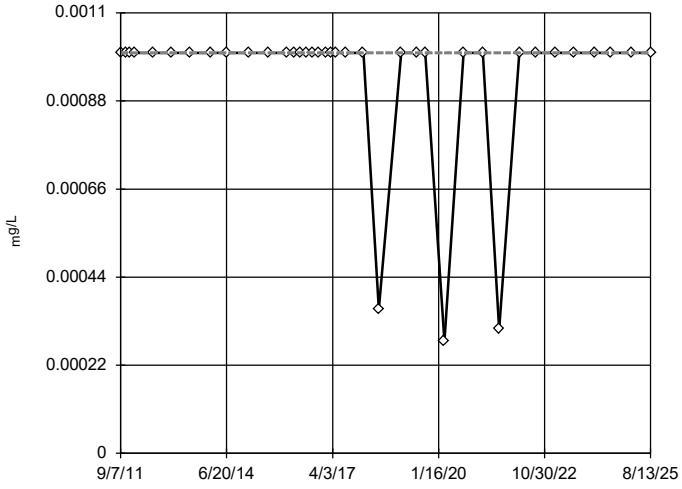


n = 38

No outliers found. Tukey's method selected by user.

Data were natural log transformed to achieve best W statistic (graph shown in original units).

The results were invalidated, because the lower and upper quartiles are equal.

Constituent: Lead Analysis Run 3/25/2026 1:21 PM View: Tukey's Outlier Test

Plant Wansley Client: Southern Company Data: Wansley Landfill

Sanitas™ v.10.1.06 Software licensed to Groundwater Stats Consulting. UG

## Tukey's Outlier Screening

GWC-9

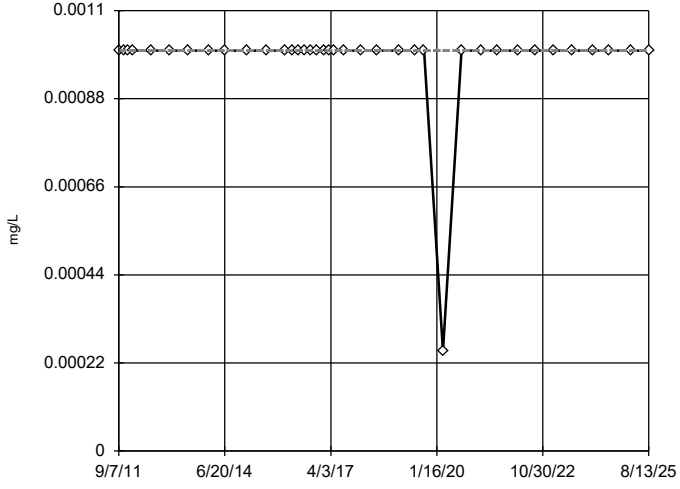


n = 38

No outliers found. Tukey's method selected by user.

Data were x^5 transformed to achieve best W statistic (graph shown in original units).

The results were invalidated, because the lower and upper quartiles are equal.

Constituent: Lead Analysis Run 3/25/2026 1:21 PM View: Tukey's Outlier Test

Plant Wansley Client: Southern Company Data: Wansley Landfill

Sanitas™ v.10.1.06 Software licensed to Groundwater Stats Consulting. UG

## Tukey's Outlier Screening

GWC-10

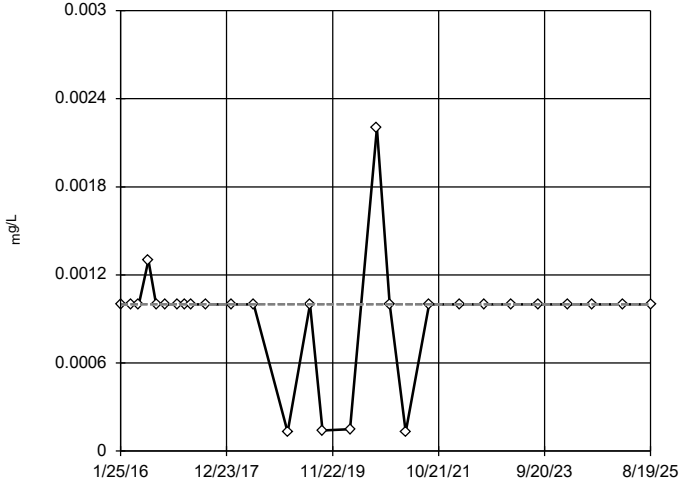


n = 28

No outliers found. Tukey's method selected by user.

Ladder of Powers transformations did not improve normality; analysis run on raw data.

The results were invalidated, because the lower and upper quartiles are equal.

Constituent: Lead Analysis Run 3/25/2026 1:21 PM View: Tukey's Outlier Test

Plant Wansley Client: Southern Company Data: Wansley Landfill

Sanitas™ v.10.1.06 Software licensed to Groundwater Stats Consulting. UG

## Tukey's Outlier Screening

GWC-11

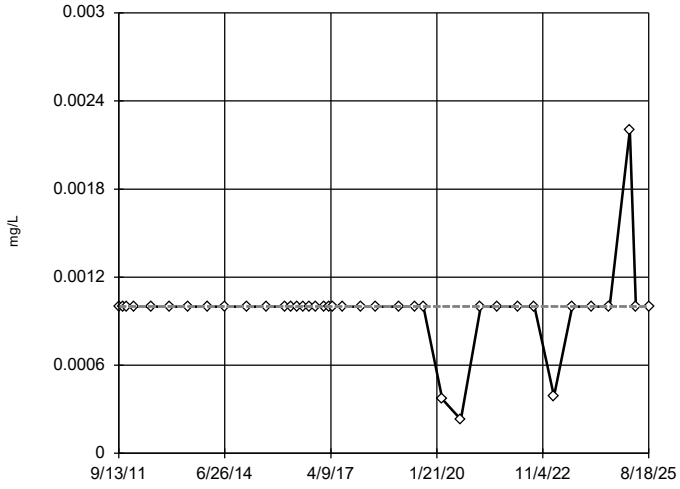


n = 39

No outliers found. Tukey's method selected by user.

Data were square root transformed to achieve best W statistic (graph shown in original units).

The results were invalidated, because the lower and upper quartiles are equal.

Constituent: Lead Analysis Run 3/25/2026 1:21 PM View: Tukey's Outlier Test

Plant Wansley Client: Southern Company Data: Wansley Landfill

Sanitas™ v.10.1.06 Software licensed to Groundwater Stats Consulting. UG

## Tukey's Outlier Screening

GWC-12

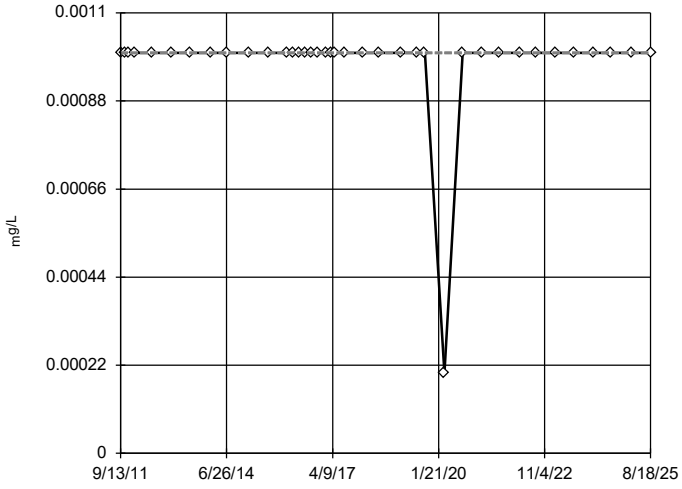


n = 38

No outliers found. Tukey's method selected by user.

Data were cube transformed to achieve best W statistic (graph shown in original units).

The results were invalidated, because the lower and upper quartiles are equal.

Constituent: Lead Analysis Run 3/25/2026 1:21 PM View: Tukey's Outlier Test

Plant Wansley Client: Southern Company Data: Wansley Landfill

Sanitas™ v.10.1.06 Software licensed to Groundwater Stats Consulting. UG

## Tukey's Outlier Screening

GWC-13

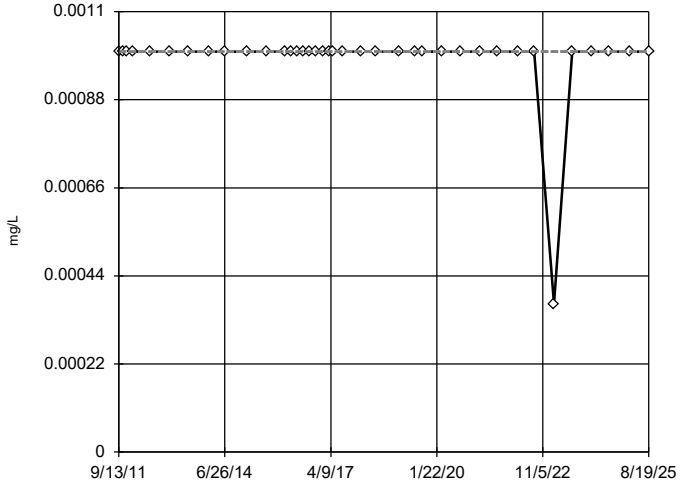


n = 38

No outliers found. Tukey's method selected by user.

Data were cube root transformed to achieve best W statistic (graph shown in original units).

The results were invalidated, because the lower and upper quartiles are equal.

Constituent: Lead Analysis Run 3/25/2026 1:21 PM View: Tukey's Outlier Test

Plant Wansley Client: Southern Company Data: Wansley Landfill

Sanitas™ v.10.1.06 Software licensed to Groundwater Stats Consulting. UG

## Tukey's Outlier Screening

GWC-14

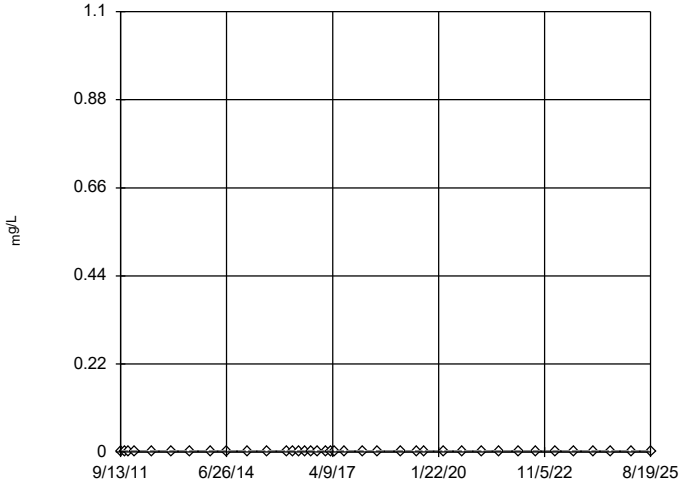


n = 38

No outliers found. Tukey's method selected by user.

All values are the same.

Constituent: Lead Analysis Run 3/25/2026 1:21 PM View: Tukey's Outlier Test

Plant Wansley Client: Southern Company Data: Wansley Landfill

Sanitas™ v.10.1.06 Software licensed to Groundwater Stats Consulting. UG

## Tukey's Outlier Screening

GWC-15

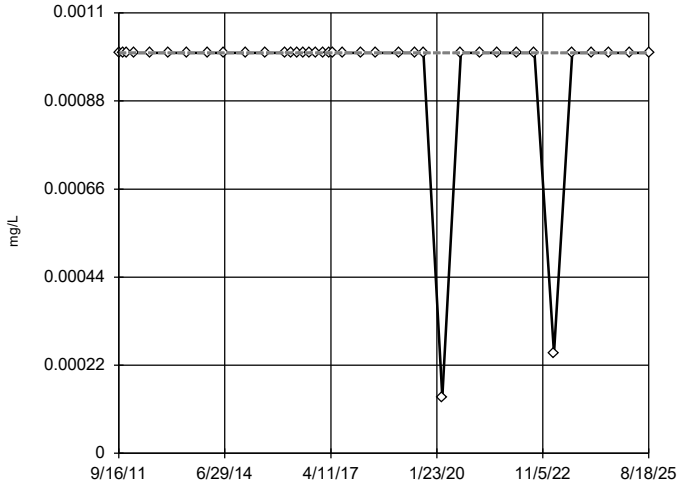


n = 38

No outliers found. Tukey's method selected by user.

Data were natural log transformed to achieve best W statistic (graph shown in original units).

The results were invalidated, because the lower and upper quartiles are equal.

Constituent: Lead Analysis Run 3/25/2026 1:21 PM View: Tukey's Outlier Test

Plant Wansley Client: Southern Company Data: Wansley Landfill

Sanitas™ v.10.1.06 Software licensed to Groundwater Stats Consulting. UG

## Tukey's Outlier Screening

GWC-16

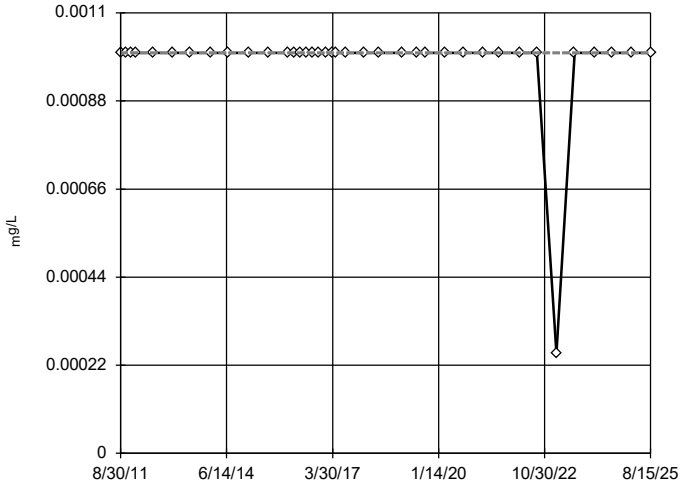


n = 38

No outliers found. Tukey's method selected by user.

Data were x^5 transformed to achieve best W statistic (graph shown in original units).

The results were invalidated, because the lower and upper quartiles are equal.

Constituent: Lead Analysis Run 3/25/2026 1:21 PM View: Tukey's Outlier Test

Plant Wansley Client: Southern Company Data: Wansley Landfill

Sanitas™ v.10.1.06 Software licensed to Groundwater Stats Consulting. UG

## Tukey's Outlier Screening

GWC-17

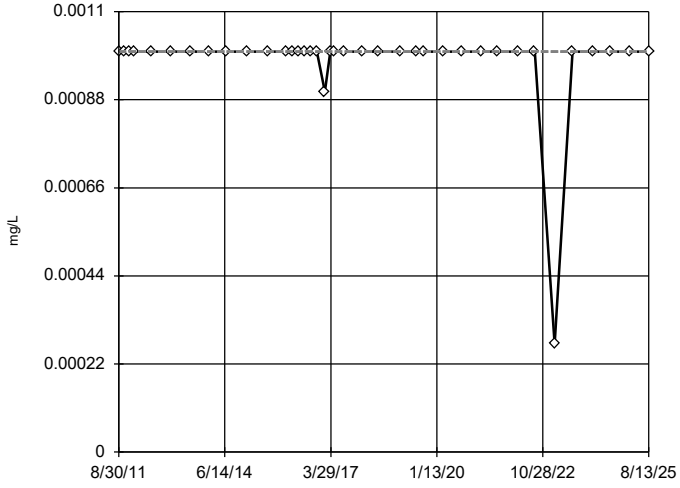


n = 38

No outliers found. Tukey's method selected by user.

Data were x^6 transformed to achieve best W statistic (graph shown in original units).

The results were invalidated, because the lower and upper quartiles are equal.

Constituent: Lead Analysis Run 3/25/2026 1:21 PM View: Tukey's Outlier Test

Plant Wansley Client: Southern Company Data: Wansley Landfill

Sanitas™ v.10.1.06 Software licensed to Groundwater Stats Consulting. UG

## Tukey's Outlier Screening

GWC-18

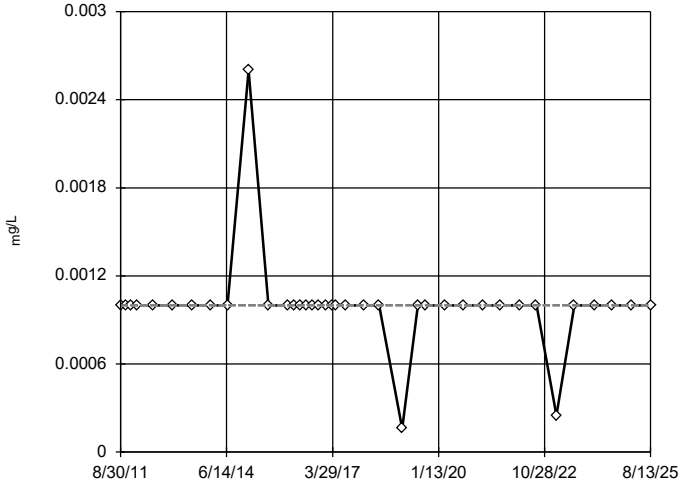


n = 38

No outliers found. Tukey's method selected by user.

Data were square root transformed to achieve best W statistic (graph shown in original units).

The results were invalidated, because the lower and upper quartiles are equal.

Constituent: Lead Analysis Run 3/25/2026 1:21 PM View: Tukey's Outlier Test

Plant Wansley Client: Southern Company Data: Wansley Landfill

Sanitas™ v.10.1.06 Software licensed to Groundwater Stats Consulting. UG

## Tukey's Outlier Screening

GWC-19

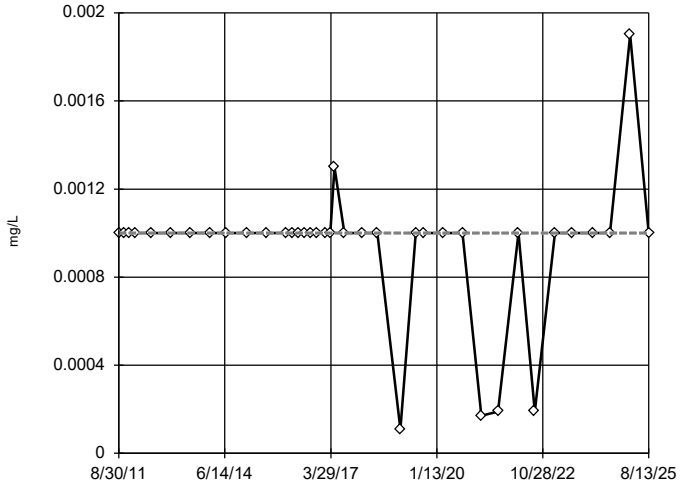


n = 38

No outliers found. Tukey's method selected by user.

Ladder of Powers transformations did not improve normality; analysis run on raw data.

The results were invalidated, because the lower and upper quartiles are equal.

Constituent: Lead Analysis Run 3/25/2026 1:21 PM View: Tukey's Outlier Test

Plant Wansley Client: Southern Company Data: Wansley Landfill

Sanitas™ v.10.1.06 Software licensed to Groundwater Stats Consulting. UG

## Tukey's Outlier Screening

GWC-20

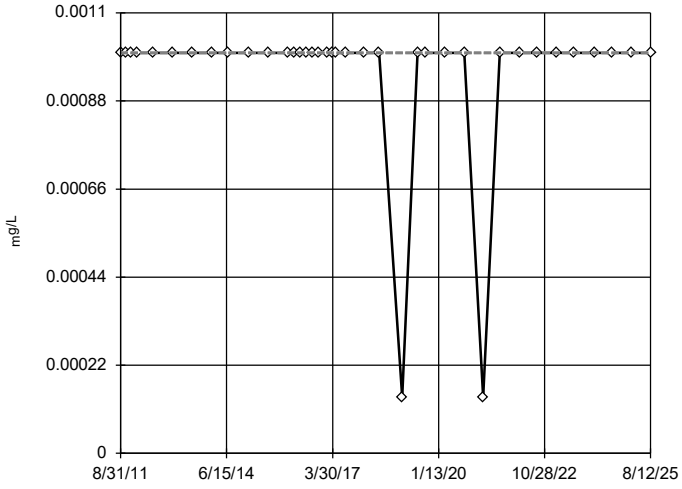


n = 38

No outliers found. Tukey's method selected by user.

Ladder of Powers transformations did not improve normality; analysis run on raw data.

The results were invalidated, because the lower and upper quartiles are equal.

Constituent: Lead Analysis Run 3/25/2026 1:21 PM View: Tukey's Outlier Test

Plant Wansley Client: Southern Company Data: Wansley Landfill

Sanitas™ v.10.1.06 Software licensed to Groundwater Stats Consulting. UG

## Tukey's Outlier Screening

GWC-21

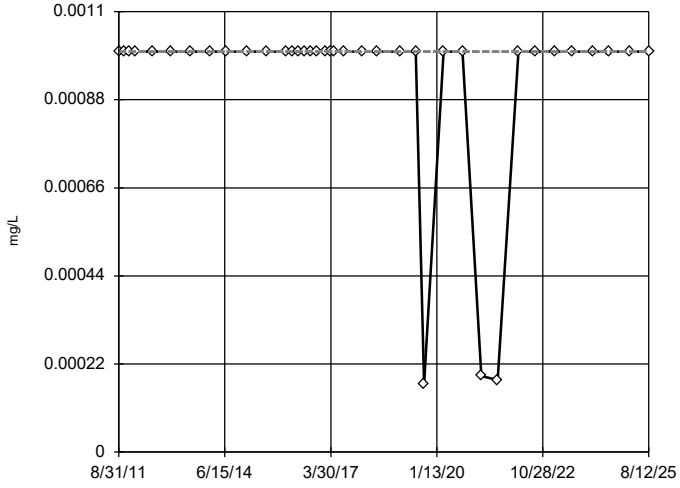


n = 38

No outliers found. Tukey's method selected by user.

Data were natural log transformed to achieve best W statistic (graph shown in original units).

The results were invalidated, because the lower and upper quartiles are equal.

Constituent: Lead Analysis Run 3/25/2026 1:21 PM View: Tukey's Outlier Test

Plant Wansley Client: Southern Company Data: Wansley Landfill

Sanitas™ v.10.1.06 Software licensed to Groundwater Stats Consulting. UG

## Tukey's Outlier Screening

GWC-22

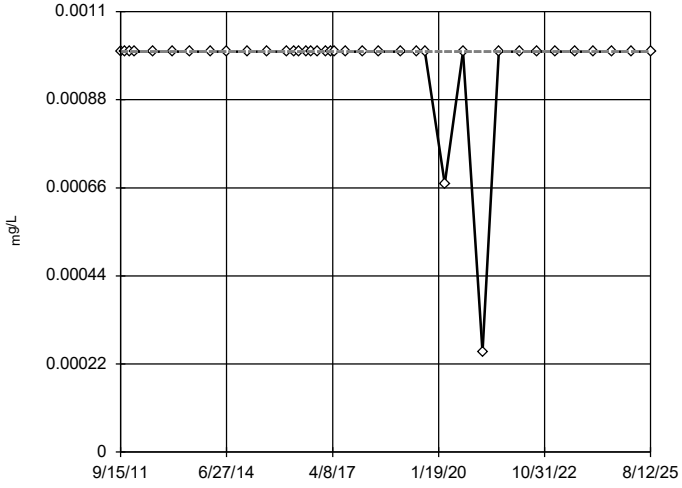


n = 38

No outliers found. Tukey's method selected by user.

Data were cube transformed to achieve best W statistic (graph shown in original units).

The results were invalidated, because the lower and upper quartiles are equal.

Constituent: Lead Analysis Run 3/25/2026 1:21 PM View: Tukey's Outlier Test

Plant Wansley Client: Southern Company Data: Wansley Landfill

Sanitas™ v.10.1.06 Software licensed to Groundwater Stats Consulting. UG

## Tukey's Outlier Screening

GWC-23

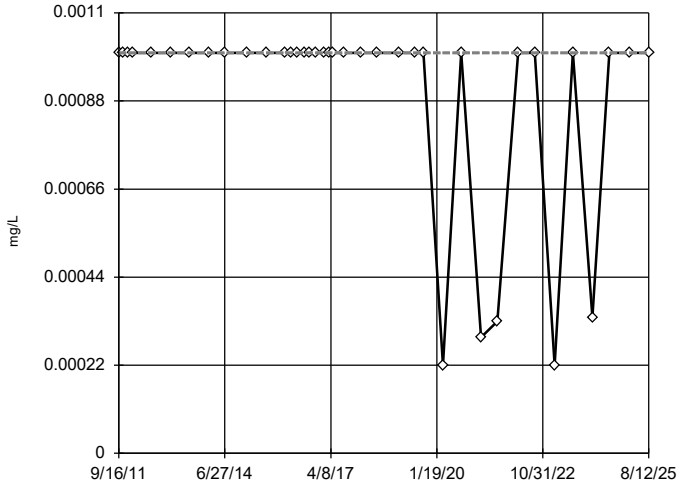


n = 38

No outliers found. Tukey's method selected by user.

Data were natural log transformed to achieve best W statistic (graph shown in original units).

The results were invalidated, because the lower and upper quartiles are equal.

Constituent: Lead Analysis Run 3/25/2026 1:21 PM View: Tukey's Outlier Test

Plant Wansley Client: Southern Company Data: Wansley Landfill

Sanitas™ v.10.1.06 Software licensed to Groundwater Stats Consulting. UG

## Tukey's Outlier Screening

GWC-24

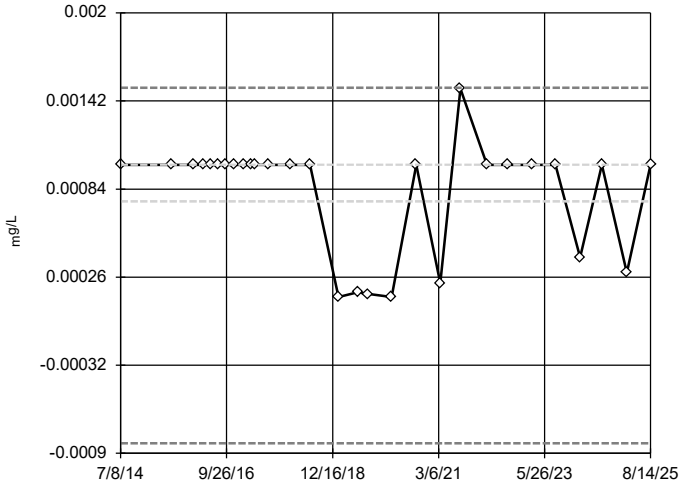


n = 29

No outliers found. Tukey's method selected by user.

Data were square transformed to achieve best W statistic (graph shown in original units).

High cutoff = 0.001507, low cutoff = -0.0008341, based on IQR multiplier of 3.

Constituent: Lead Analysis Run 3/25/2026 1:21 PM View: Tukey's Outlier Test

Plant Wansley Client: Southern Company Data: Wansley Landfill

Sanitas™ v.10.1.06 Software licensed to Groundwater Stats Consulting. UG

## Tukey's Outlier Screening

GWC-25

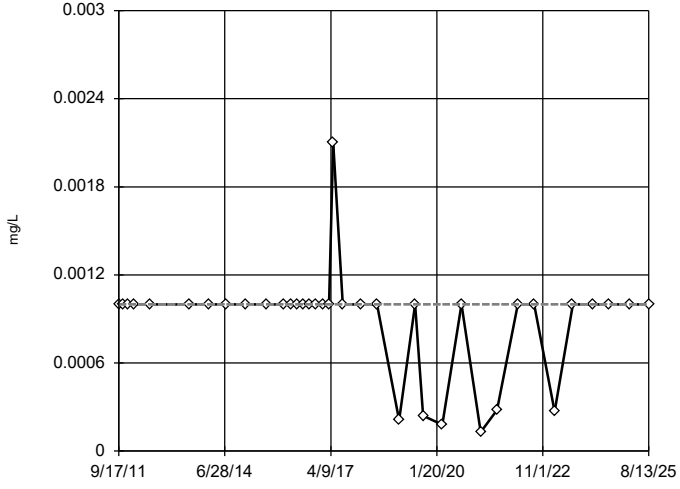


n = 37

No outliers found. Tukey's method selected by user.

Ladder of Powers transformations did not improve normality; analysis run on raw data.

The results were invalidated, because the lower and upper quartiles are equal.

Constituent: Lead Analysis Run 3/25/2026 1:21 PM View: Tukey's Outlier Test

Plant Wansley Client: Southern Company Data: Wansley Landfill

Sanitas™ v.10.1.06 Software licensed to Groundwater Stats Consulting. UG

## Tukey's Outlier Screening

GWC-26

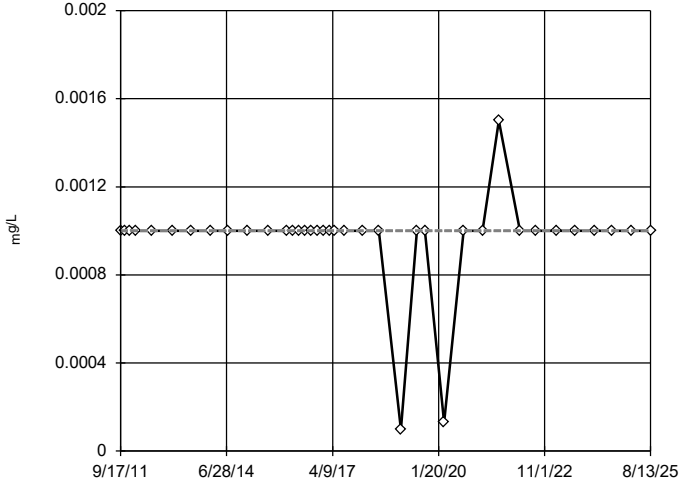


n = 38

No outliers found. Tukey's method selected by user.

Data were square transformed to achieve best W statistic (graph shown in original units).

The results were invalidated, because the lower and upper quartiles are equal.

Constituent: Lead Analysis Run 3/25/2026 1:21 PM View: Tukey's Outlier Test

Plant Wansley Client: Southern Company Data: Wansley Landfill

Sanitas™ v.10.1.06 Software licensed to Groundwater Stats Consulting. UG

## Tukey's Outlier Screening

GWC-27

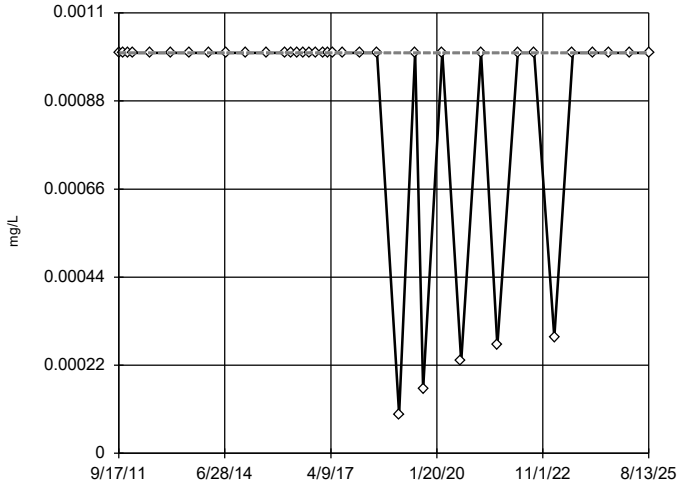


n = 38

No outliers found. Tukey's method selected by user.

Data were natural log transformed to achieve best W statistic (graph shown in original units).

The results were invalidated, because the lower and upper quartiles are equal.

Constituent: Lead Analysis Run 3/25/2026 1:21 PM View: Tukey's Outlier Test

Plant Wansley Client: Southern Company Data: Wansley Landfill

Sanitas™ v.10.1.06 Software licensed to Groundwater Stats Consulting. UG

## Tukey's Outlier Screening

GWC-30

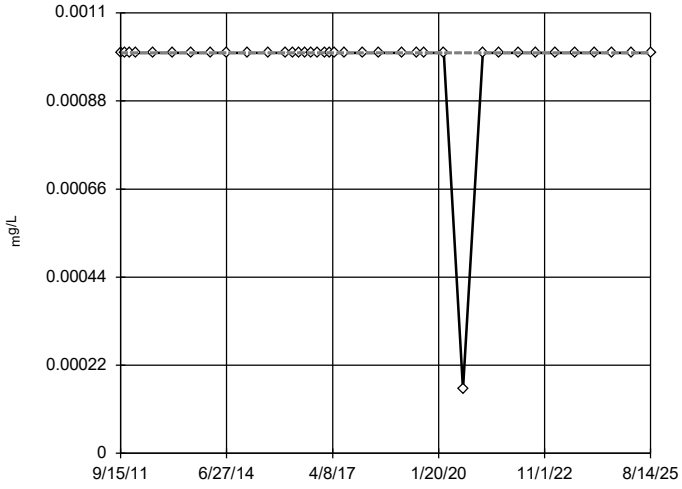


n = 38

No outliers found. Tukey's method selected by user.

Data were cube root transformed to achieve best W statistic (graph shown in original units).

The results were invalidated, because the lower and upper quartiles are equal.

Constituent: Lead Analysis Run 3/25/2026 1:21 PM View: Tukey's Outlier Test

Plant Wansley Client: Southern Company Data: Wansley Landfill

Sanitas™ v.10.1.06 Software licensed to Groundwater Stats Consulting. UG

## Tukey's Outlier Screening

GWC-31

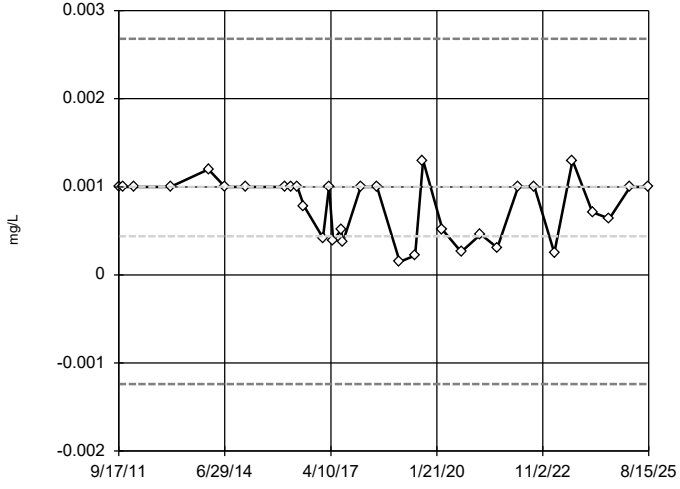


n = 33

No outliers found. Tukey's method selected by user.

Ladder of Powers transformations did not improve normality; analysis run on raw data.

High cutoff = 0.00268, low cutoff = -0.00124, based on IQR multiplier of 3.

Constituent: Lead Analysis Run 3/25/2026 1:21 PM View: Tukey's Outlier Test

Plant Wansley Client: Southern Company Data: Wansley Landfill

Sanitas™ v.10.1.06 Software licensed to Groundwater Stats Consulting. UG

## Tukey's Outlier Screening

GWC-32

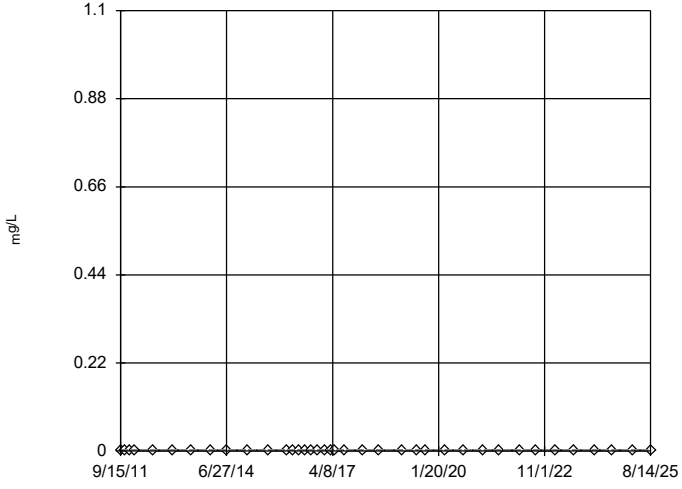


n = 38

No outliers found. Tukey's method selected by user.

All values are the same.

Constituent: Lead Analysis Run 3/25/2026 1:21 PM View: Tukey's Outlier Test

Plant Wansley Client: Southern Company Data: Wansley Landfill

Sanitas™ v.10.1.06 Software licensed to Groundwater Stats Consulting. UG

## Tukey's Outlier Screening

GWC-33

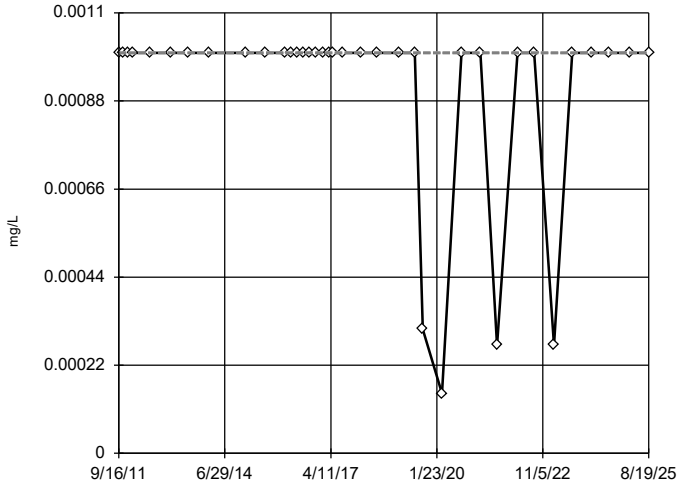


n = 37

No outliers found. Tukey's method selected by user.

Data were natural log transformed to achieve best W statistic (graph shown in original units).

The results were invalidated, because the lower and upper quartiles are equal.

Constituent: Lead Analysis Run 3/25/2026 1:21 PM View: Tukey's Outlier Test

Plant Wansley Client: Southern Company Data: Wansley Landfill

Sanitas™ v.10.1.06 Software licensed to Groundwater Stats Consulting. UG

## Tukey's Outlier Screening

GWC-34

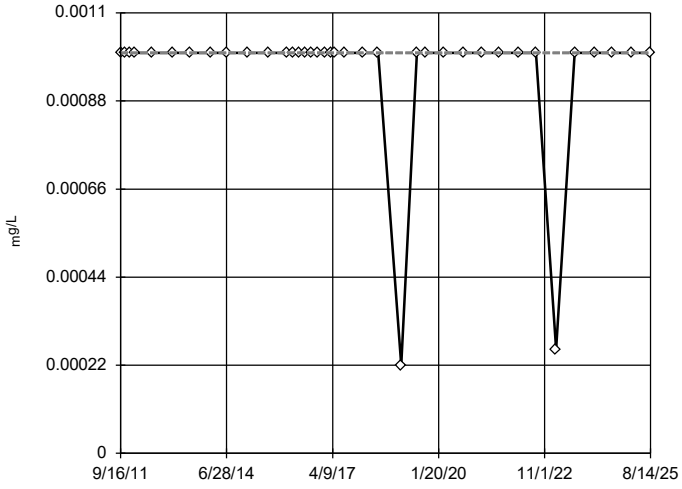


n = 38

No outliers found. Tukey's method selected by user.

Data were natural log transformed to achieve best W statistic (graph shown in original units).

The results were invalidated, because the lower and upper quartiles are equal.

Constituent: Lead Analysis Run 3/25/2026 1:21 PM View: Tukey's Outlier Test

Plant Wansley Client: Southern Company Data: Wansley Landfill

Sanitas™ v.10.1.06 Software licensed to Groundwater Stats Consulting. UG

## Tukey's Outlier Screening

GWC-35

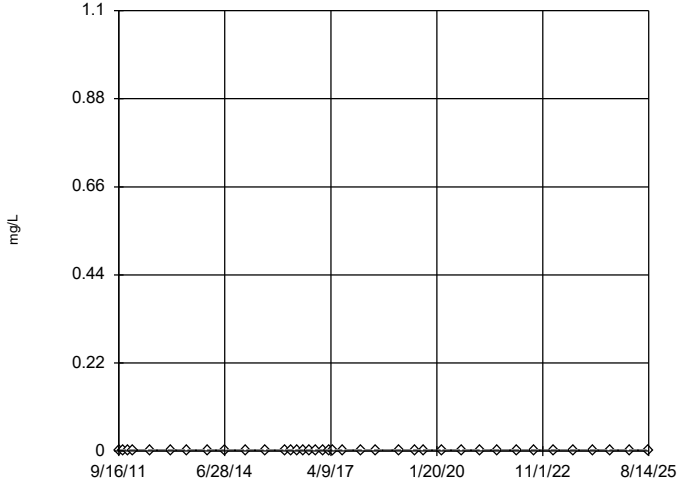


n = 38

No outliers found. Tukey's method selected by user.

All values are the same.

Constituent: Lead Analysis Run 3/25/2026 1:21 PM View: Tukey's Outlier Test

Plant Wansley Client: Southern Company Data: Wansley Landfill

Sanitas™ v.10.1.06 Software licensed to Groundwater Stats Consulting. UG

## Tukey's Outlier Screening

GWA-1 (bg)

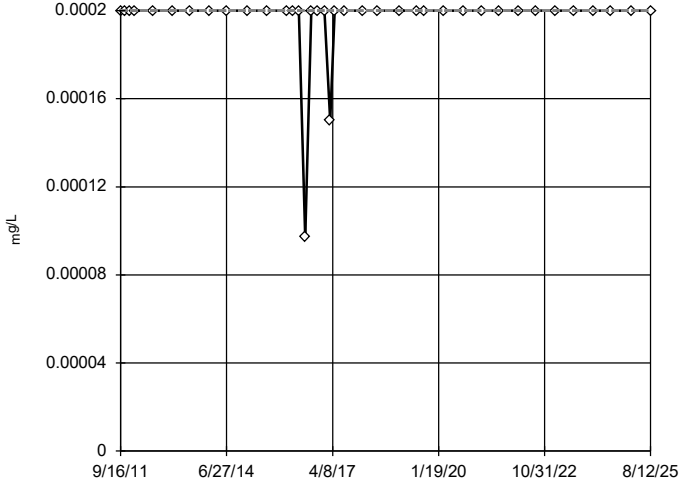


n = 38

No outliers found. Tukey's method selected by user.

Data were x^4 transformed to achieve best W statistic (graph shown in original units).

The results were invalidated, because the lower and upper quartiles are equal.

Constituent: Mercury Analysis Run 3/25/2026 1:21 PM View: Tukey's Outlier Test

Plant Wansley Client: Southern Company Data: Wansley Landfill

Sanitas™ v.10.1.06 Software licensed to Groundwater Stats Consulting. UG

## Tukey's Outlier Screening

GWA-2 (bg)

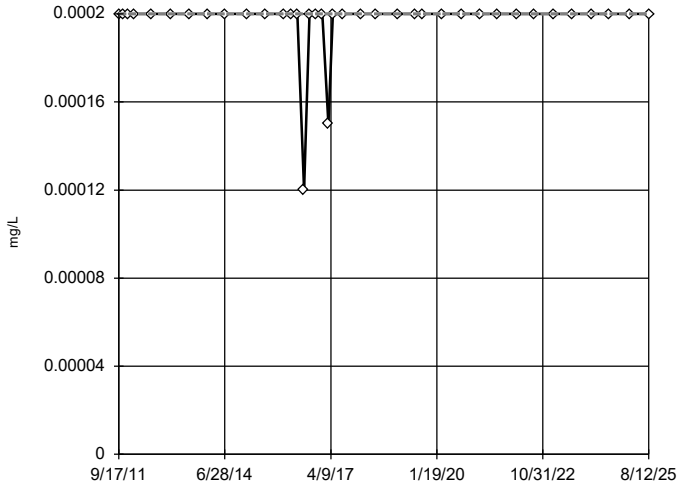


n = 38

No outliers found. Tukey's method selected by user.

Data were square transformed to achieve best W statistic (graph shown in original units).

The results were invalidated, because the lower and upper quartiles are equal.

Constituent: Mercury Analysis Run 3/25/2026 1:21 PM View: Tukey's Outlier Test

Plant Wansley Client: Southern Company Data: Wansley Landfill

Sanitas™ v.10.1.06 Software licensed to Groundwater Stats Consulting. UG

## Tukey's Outlier Screening

GWA-3 (bg)

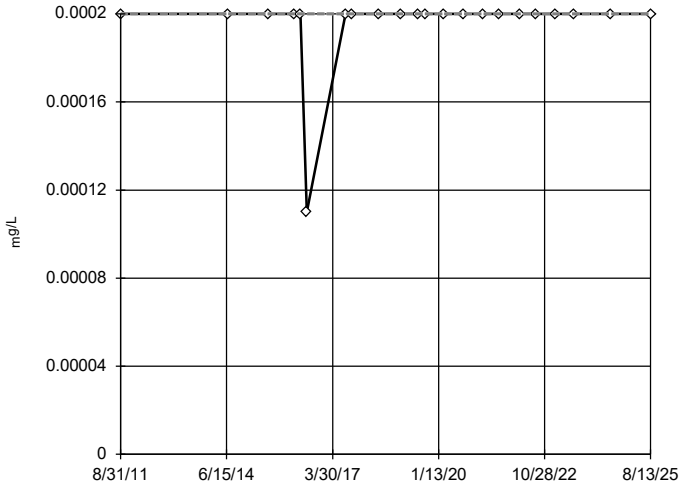


n = 22

No outliers found. Tukey's method selected by user.

Data were cube transformed to achieve best W statistic (graph shown in original units).

The results were invalidated, because the lower and upper quartiles are equal.

Constituent: Mercury Analysis Run 3/25/2026 1:21 PM View: Tukey's Outlier Test

Plant Wansley Client: Southern Company Data: Wansley Landfill

Sanitas™ v.10.1.06 Software licensed to Groundwater Stats Consulting. UG

## Tukey's Outlier Screening

GWA-4 (bg)

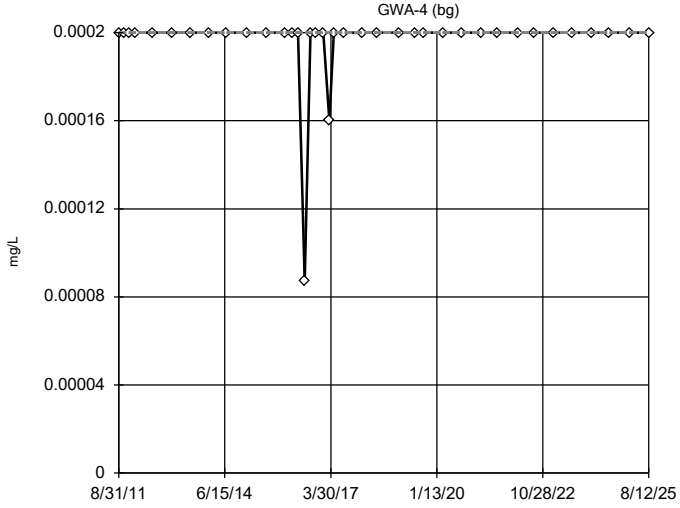


n = 38

No outliers found. Tukey's method selected by user.

Data were x^4 transformed to achieve best W statistic (graph shown in original units).

The results were invalidated, because the lower and upper quartiles are equal.

Constituent: Mercury Analysis Run 3/25/2026 1:21 PM View: Tukey's Outlier Test

Plant Wansley Client: Southern Company Data: Wansley Landfill

Sanitas™ v.10.1.06 Software licensed to Groundwater Stats Consulting. UG

## Tukey's Outlier Screening

GWA-28 (bg)

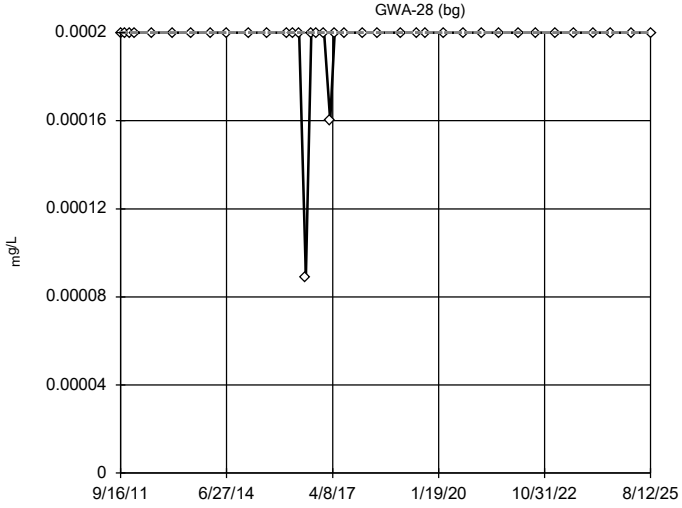


n = 38

No outliers found. Tukey's method selected by user.

Data were x^4 transformed to achieve best W statistic (graph shown in original units).

The results were invalidated, because the lower and upper quartiles are equal.

Constituent: Mercury Analysis Run 3/25/2026 1:21 PM View: Tukey's Outlier Test

Plant Wansley Client: Southern Company Data: Wansley Landfill

Sanitas™ v.10.1.06 Software licensed to Groundwater Stats Consulting. UG

## Tukey's Outlier Screening

GWA-29 (bg)

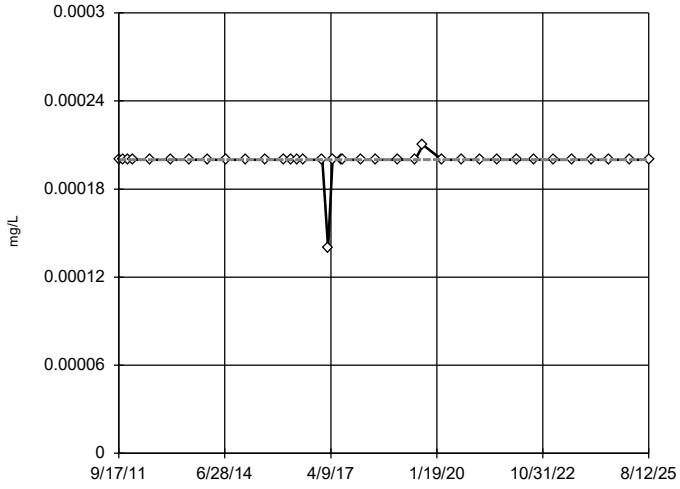


n = 37

No outliers found. Tukey's method selected by user.

Data were x^4 transformed to achieve best W statistic (graph shown in original units).

The results were invalidated, because the lower and upper quartiles are equal.

Constituent: Mercury Analysis Run 3/25/2026 1:21 PM View: Tukey's Outlier Test

Plant Wansley Client: Southern Company Data: Wansley Landfill

Sanitas™ v.10.1.06 Software licensed to Groundwater Stats Consulting. UG

## Tukey's Outlier Screening

GWC-5

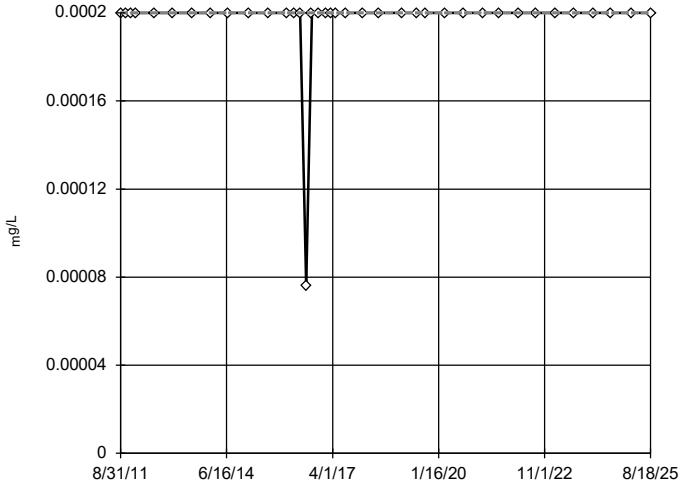


n = 38

No outliers found. Tukey's method selected by user.

Data were cube transformed to achieve best W statistic (graph shown in original units).

The results were invalidated, because the lower and upper quartiles are equal.

Constituent: Mercury Analysis Run 3/25/2026 1:21 PM View: Tukey's Outlier Test

Plant Wansley Client: Southern Company Data: Wansley Landfill

Sanitas™ v.10.1.06 Software licensed to Groundwater Stats Consulting. UG

## Tukey's Outlier Screening

GWC-6

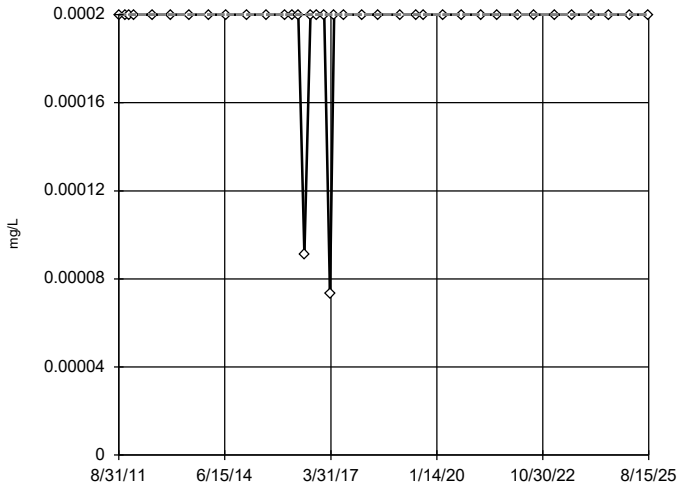


n = 38

No outliers found. Tukey's method selected by user.

Data were natural log transformed to achieve best W statistic (graph shown in original units).

The results were invalidated, because the lower and upper quartiles are equal.

Constituent: Mercury Analysis Run 3/25/2026 1:21 PM View: Tukey's Outlier Test

Plant Wansley Client: Southern Company Data: Wansley Landfill

Sanitas™ v.10.1.06 Software licensed to Groundwater Stats Consulting. UG

## Tukey's Outlier Screening

GWC-7

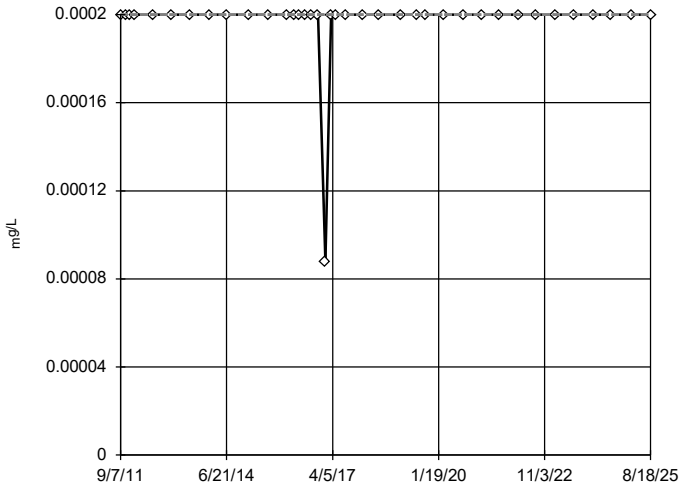


n = 38

No outliers found. Tukey's method selected by user.

Data were square transformed to achieve best W statistic (graph shown in original units).

The results were invalidated, because the lower and upper quartiles are equal.

Constituent: Mercury Analysis Run 3/25/2026 1:21 PM View: Tukey's Outlier Test

Plant Wansley Client: Southern Company Data: Wansley Landfill

Sanitas™ v.10.1.06 Software licensed to Groundwater Stats Consulting. UG

## Tukey's Outlier Screening

GWC-8

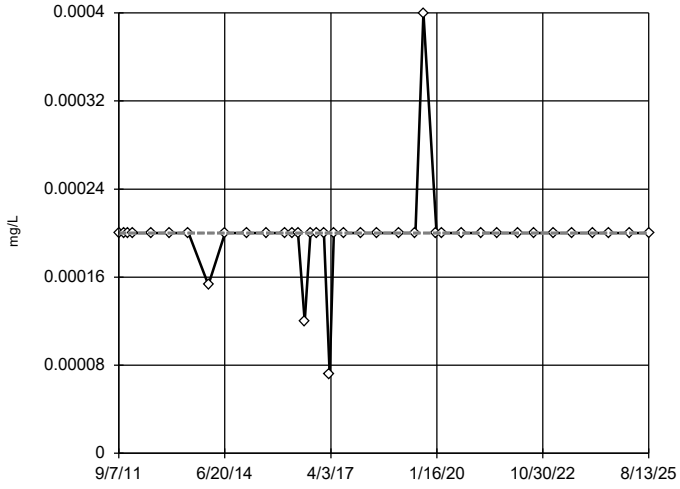


n = 39

No outliers found. Tukey's method selected by user.

Data were cube root transformed to achieve best W statistic (graph shown in original units).

The results were invalidated, because the lower and upper quartiles are equal.

Constituent: Mercury Analysis Run 3/25/2026 1:21 PM View: Tukey's Outlier Test

Plant Wansley Client: Southern Company Data: Wansley Landfill

Sanitas™ v.10.1.06 Software licensed to Groundwater Stats Consulting. UG

## Tukey's Outlier Screening

GWC-9

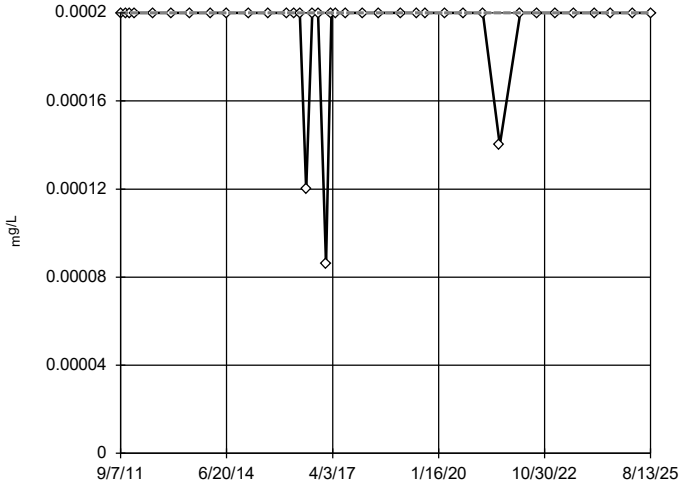


n = 38

No outliers found. Tukey's method selected by user.

Data were square transformed to achieve best W statistic (graph shown in original units).

The results were invalidated, because the lower and upper quartiles are equal.

Constituent: Mercury Analysis Run 3/25/2026 1:21 PM View: Tukey's Outlier Test

Plant Wansley Client: Southern Company Data: Wansley Landfill

Sanitas™ v.10.1.06 Software licensed to Groundwater Stats Consulting. UG

## Tukey's Outlier Screening

GWC-10

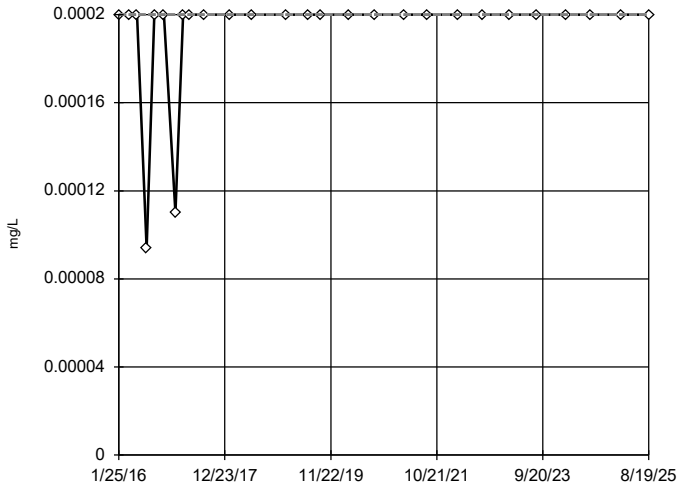


n = 27

No outliers found. Tukey's method selected by user.

Data were natural log transformed to achieve best W statistic (graph shown in original units).

The results were invalidated, because the lower and upper quartiles are equal.

Constituent: Mercury Analysis Run 3/25/2026 1:21 PM View: Tukey's Outlier Test

Plant Wansley Client: Southern Company Data: Wansley Landfill

Sanitas™ v.10.1.06 Software licensed to Groundwater Stats Consulting. UG

## Tukey's Outlier Screening

GWC-11

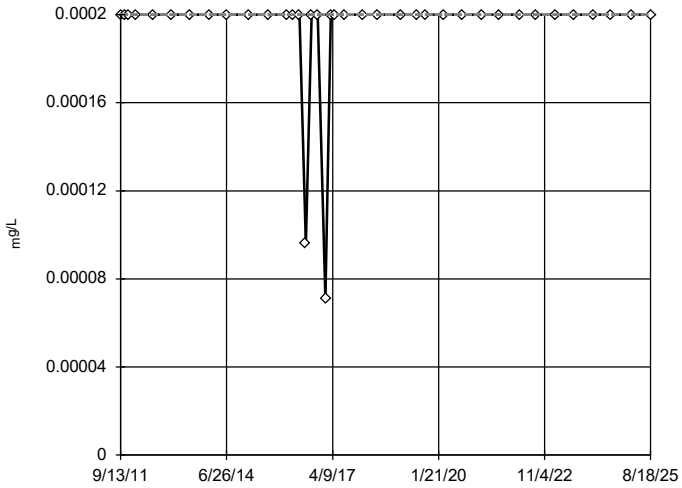


n = 38

No outliers found. Tukey's method selected by user.

Data were natural log transformed to achieve best W statistic (graph shown in original units).

The results were invalidated, because the lower and upper quartiles are equal.

Constituent: Mercury Analysis Run 3/25/2026 1:21 PM View: Tukey's Outlier Test

Plant Wansley Client: Southern Company Data: Wansley Landfill

Sanitas™ v.10.1.06 Software licensed to Groundwater Stats Consulting. UG

## Tukey's Outlier Screening

GWC-12

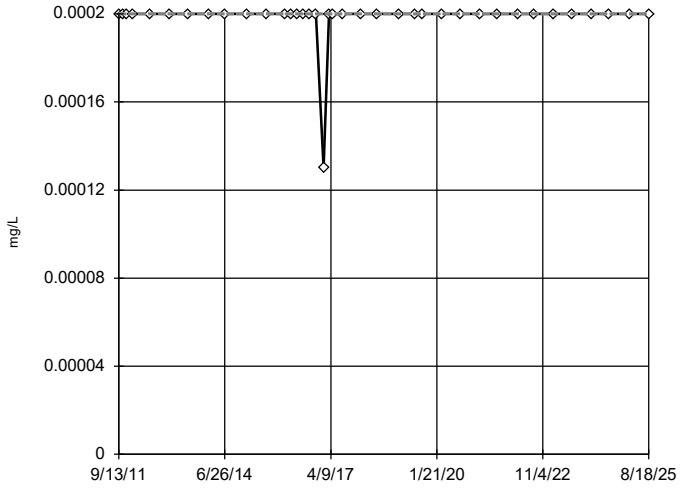


n = 38

No outliers found. Tukey's method selected by user.

Ladder of Powers transformations did not improve normality; analysis run on raw data.

The results were invalidated, because the lower and upper quartiles are equal.

Constituent: Mercury Analysis Run 3/25/2026 1:21 PM View: Tukey's Outlier Test

Plant Wansley Client: Southern Company Data: Wansley Landfill

Sanitas™ v.10.1.06 Software licensed to Groundwater Stats Consulting. UG

## Tukey's Outlier Screening

GWC-13

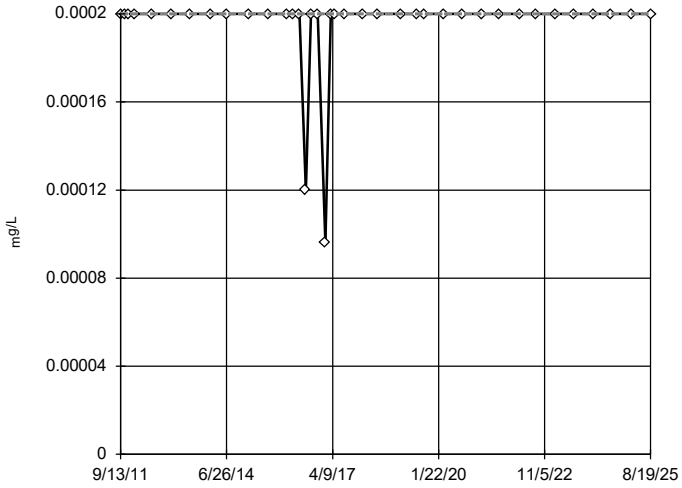


n = 38

No outliers found. Tukey's method selected by user.

Data were natural log transformed to achieve best W statistic (graph shown in original units).

The results were invalidated, because the lower and upper quartiles are equal.

Constituent: Mercury Analysis Run 3/25/2026 1:22 PM View: Tukey's Outlier Test

Plant Wansley Client: Southern Company Data: Wansley Landfill

Sanitas™ v.10.1.06 Software licensed to Groundwater Stats Consulting. UG

## Tukey's Outlier Screening

GWC-14

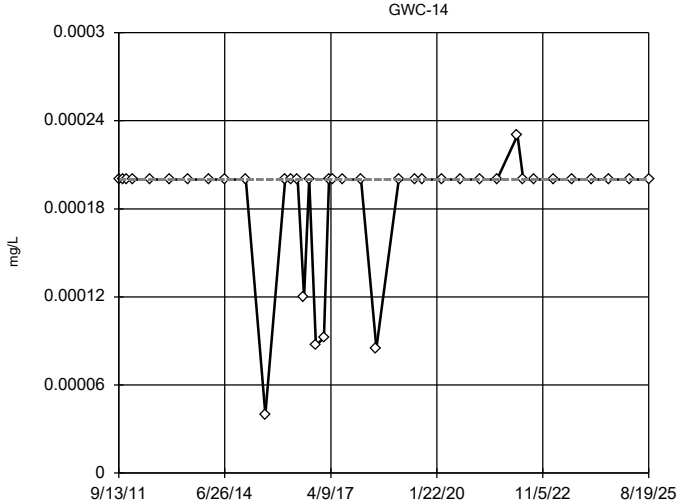


n = 39

No outliers found. Tukey's method selected by user.

Data were x^5 transformed to achieve best W statistic (graph shown in original units).

The results were invalidated, because the lower and upper quartiles are equal.

Constituent: Mercury Analysis Run 3/25/2026 1:22 PM View: Tukey's Outlier Test

Plant Wansley Client: Southern Company Data: Wansley Landfill

Sanitas™ v.10.1.06 Software licensed to Groundwater Stats Consulting. UG

## Tukey's Outlier Screening

GWC-15

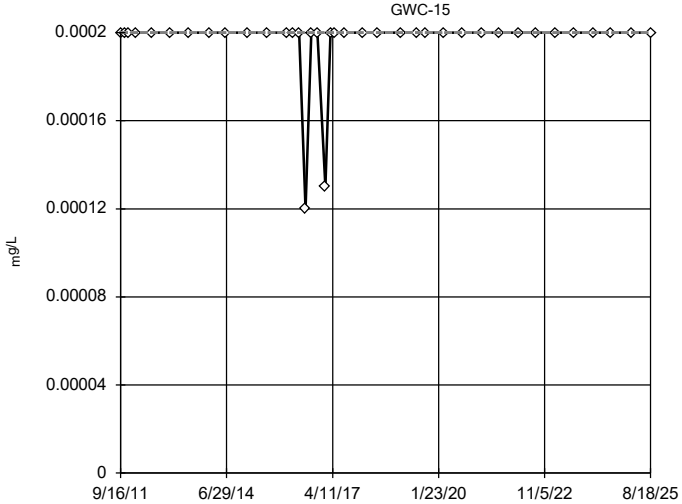


n = 38

No outliers found. Tukey's method selected by user.

Data were natural log transformed to achieve best W statistic (graph shown in original units).

The results were invalidated, because the lower and upper quartiles are equal.

Constituent: Mercury Analysis Run 3/25/2026 1:22 PM View: Tukey's Outlier Test

Plant Wansley Client: Southern Company Data: Wansley Landfill

Sanitas™ v.10.1.06 Software licensed to Groundwater Stats Consulting. UG

## Tukey's Outlier Screening

GWC-16

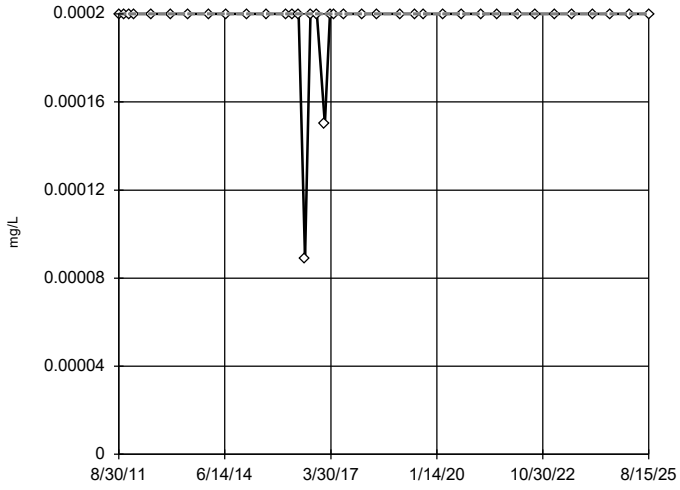


n = 38

No outliers found. Tukey's method selected by user.

Data were x^4 transformed to achieve best W statistic (graph shown in original units).

The results were invalidated, because the lower and upper quartiles are equal.

Constituent: Mercury Analysis Run 3/25/2026 1:22 PM View: Tukey's Outlier Test

Plant Wansley Client: Southern Company Data: Wansley Landfill

Sanitas™ v.10.1.06 Software licensed to Groundwater Stats Consulting. UG

## Tukey's Outlier Screening

GWC-17

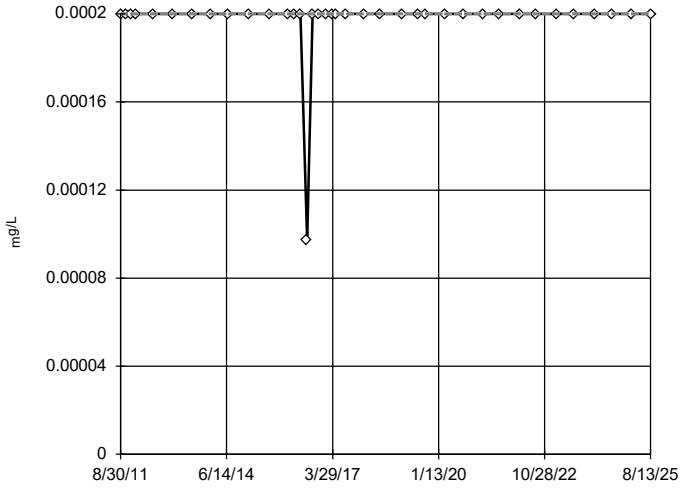


n = 38

No outliers found. Tukey's method selected by user.

Data were x^4 transformed to achieve best W statistic (graph shown in original units).

The results were invalidated, because the lower and upper quartiles are equal.

Constituent: Mercury Analysis Run 3/25/2026 1:22 PM View: Tukey's Outlier Test

Plant Wansley Client: Southern Company Data: Wansley Landfill

Sanitas™ v.10.1.06 Software licensed to Groundwater Stats Consulting. UG

## Tukey's Outlier Screening

GWC-18

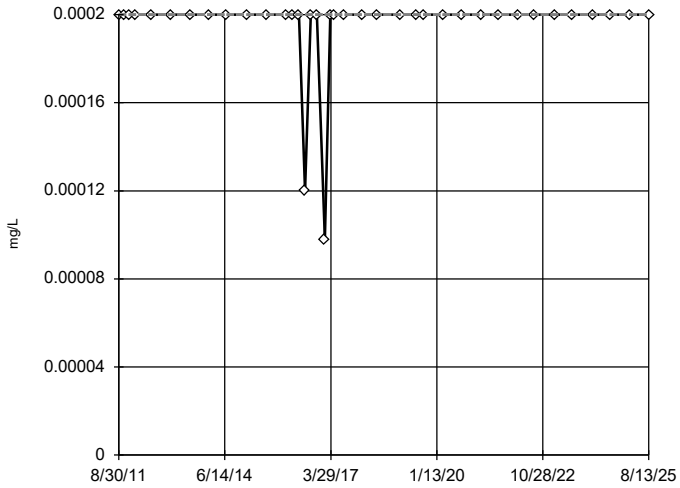


n = 38

No outliers found. Tukey's method selected by user.

Data were natural log transformed to achieve best W statistic (graph shown in original units).

The results were invalidated, because the lower and upper quartiles are equal.

Constituent: Mercury Analysis Run 3/25/2026 1:22 PM View: Tukey's Outlier Test

Plant Wansley Client: Southern Company Data: Wansley Landfill

Sanitas™ v.10.1.06 Software licensed to Groundwater Stats Consulting. UG

## Tukey's Outlier Screening

GWC-19

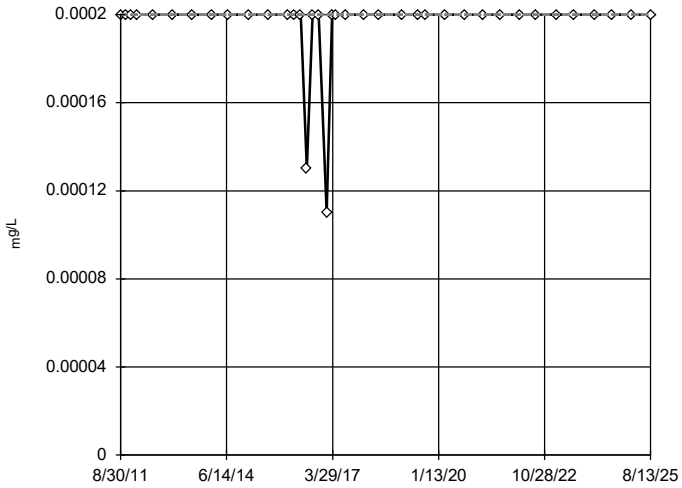


n = 38

No outliers found. Tukey's method selected by user.

Data were natural log transformed to achieve best W statistic (graph shown in original units).

The results were invalidated, because the lower and upper quartiles are equal.

Constituent: Mercury Analysis Run 3/25/2026 1:22 PM View: Tukey's Outlier Test

Plant Wansley Client: Southern Company Data: Wansley Landfill

Sanitas™ v.10.1.06 Software licensed to Groundwater Stats Consulting. UG

## Tukey's Outlier Screening

GWC-20

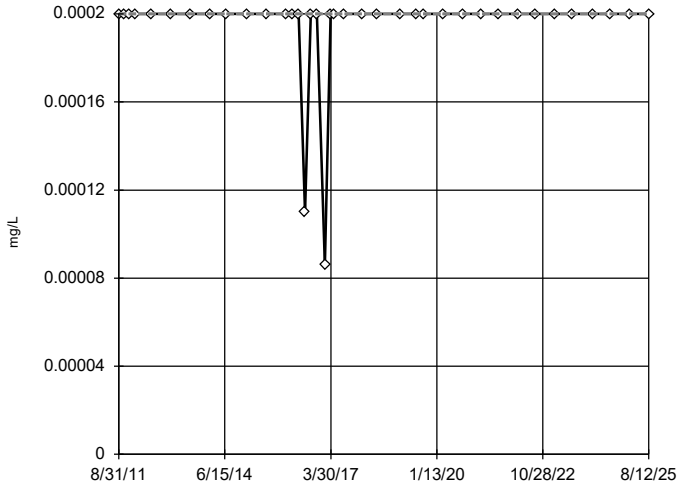


n = 38

No outliers found. Tukey's method selected by user.

Data were natural log transformed to achieve best W statistic (graph shown in original units).

The results were invalidated, because the lower and upper quartiles are equal.

Constituent: Mercury Analysis Run 3/25/2026 1:22 PM View: Tukey's Outlier Test

Plant Wansley Client: Southern Company Data: Wansley Landfill

Sanitas™ v.10.1.06 Software licensed to Groundwater Stats Consulting. UG

## Tukey's Outlier Screening

GWC-21

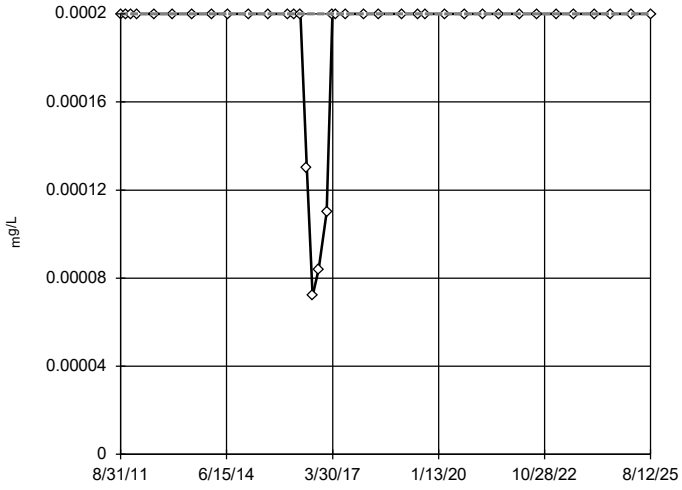


n = 38

No outliers found. Tukey's method selected by user.

Ladder of Powers transformations did not improve normality; analysis run on raw data.

The results were invalidated, because the lower and upper quartiles are equal.

Constituent: Mercury Analysis Run 3/25/2026 1:22 PM View: Tukey's Outlier Test

Plant Wansley Client: Southern Company Data: Wansley Landfill

Sanitas™ v.10.1.06 Software licensed to Groundwater Stats Consulting. UG

## Tukey's Outlier Screening

GWC-22

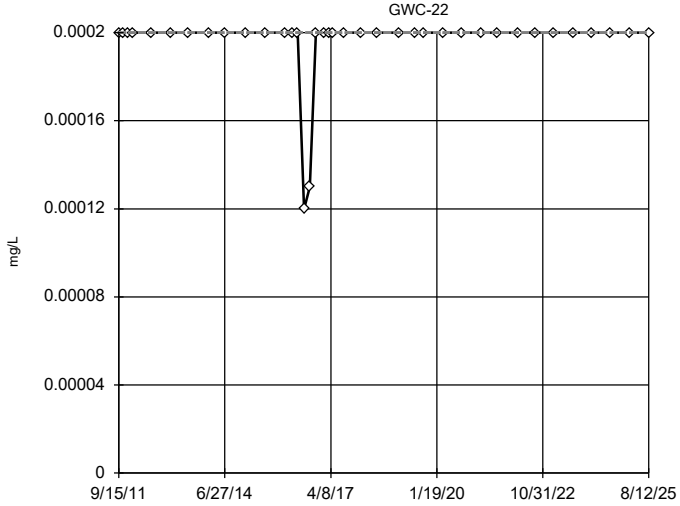


n = 38

No outliers found. Tukey's method selected by user.

Data were natural log transformed to achieve best W statistic (graph shown in original units).

The results were invalidated, because the lower and upper quartiles are equal.

Constituent: Mercury Analysis Run 3/25/2026 1:22 PM View: Tukey's Outlier Test

Plant Wansley Client: Southern Company Data: Wansley Landfill

Sanitas™ v.10.1.06 Software licensed to Groundwater Stats Consulting. UG

## Tukey's Outlier Screening

GWC-23

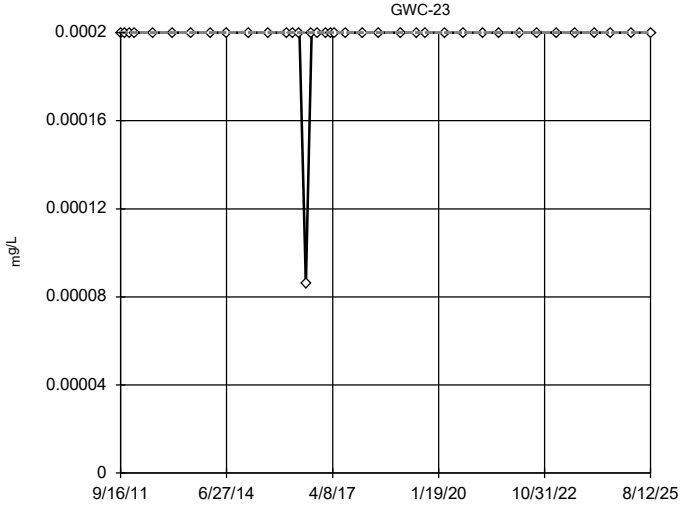


n = 38

No outliers found. Tukey's method selected by user.

Data were cube transformed to achieve best W statistic (graph shown in original units).

The results were invalidated, because the lower and upper quartiles are equal.

Constituent: Mercury Analysis Run 3/25/2026 1:22 PM View: Tukey's Outlier Test

Plant Wansley Client: Southern Company Data: Wansley Landfill

Sanitas™ v.10.1.06 Software licensed to Groundwater Stats Consulting. UG

## Tukey's Outlier Screening

GWC-24

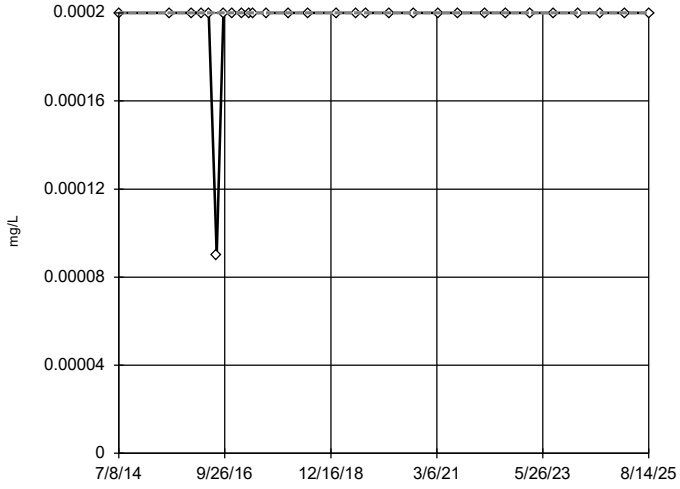


n = 29

No outliers found. Tukey's method selected by user.

Data were square transformed to achieve best W statistic (graph shown in original units).

The results were invalidated, because the lower and upper quartiles are equal.

Constituent: Mercury Analysis Run 3/25/2026 1:22 PM View: Tukey's Outlier Test

Plant Wansley Client: Southern Company Data: Wansley Landfill

Sanitas™ v.10.1.06 Software licensed to Groundwater Stats Consulting. UG

## Tukey's Outlier Screening

GWC-25

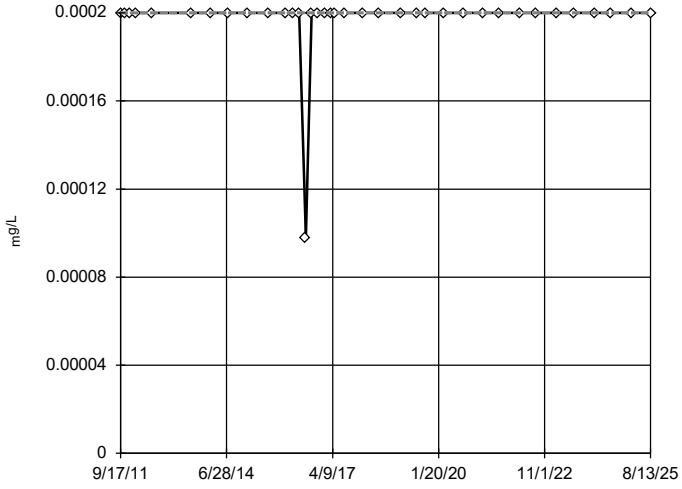


n = 37

No outliers found. Tukey's method selected by user.

Data were square root transformed to achieve best W statistic (graph shown in original units).

The results were invalidated, because the lower and upper quartiles are equal.

Constituent: Mercury Analysis Run 3/25/2026 1:22 PM View: Tukey's Outlier Test

Plant Wansley Client: Southern Company Data: Wansley Landfill

Sanitas™ v.10.1.06 Software licensed to Groundwater Stats Consulting. UG

## Tukey's Outlier Screening

GWC-26

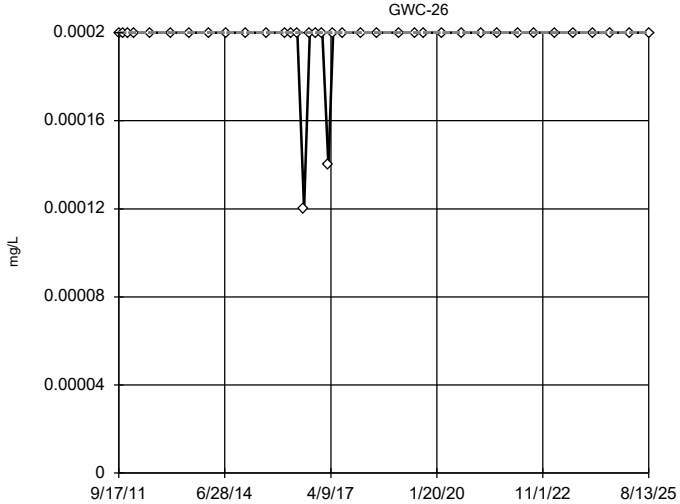


n = 38

No outliers found. Tukey's method selected by user.

Data were natural log transformed to achieve best W statistic (graph shown in original units).

The results were invalidated, because the lower and upper quartiles are equal.

Constituent: Mercury Analysis Run 3/25/2026 1:22 PM View: Tukey's Outlier Test

Plant Wansley Client: Southern Company Data: Wansley Landfill

Sanitas™ v.10.1.06 Software licensed to Groundwater Stats Consulting. UG

## Tukey's Outlier Screening

GWC-27

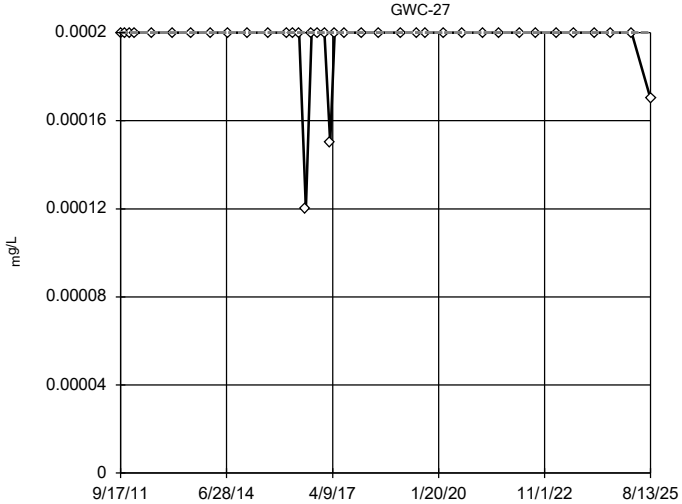


n = 38

No outliers found. Tukey's method selected by user.

Data were x^4 transformed to achieve best W statistic (graph shown in original units).

The results were invalidated, because the lower and upper quartiles are equal.

Constituent: Mercury Analysis Run 3/25/2026 1:22 PM View: Tukey's Outlier Test

Plant Wansley Client: Southern Company Data: Wansley Landfill

Sanitas™ v.10.1.06 Software licensed to Groundwater Stats Consulting. UG

## Tukey's Outlier Screening

GWC-30

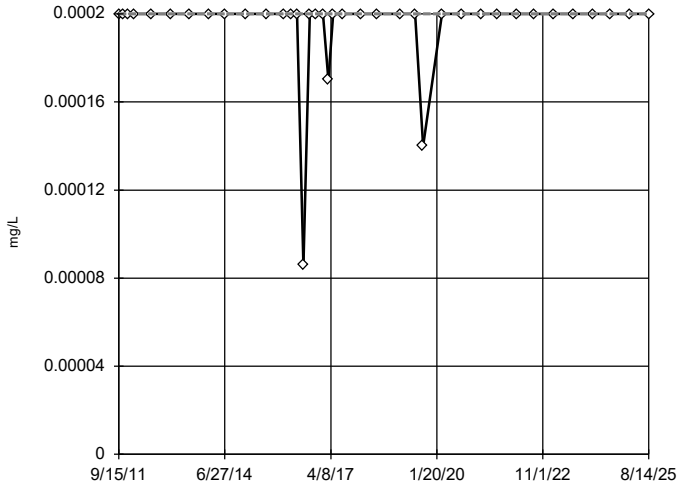


n = 38

No outliers found. Tukey's method selected by user.

Data were x^4 transformed to achieve best W statistic (graph shown in original units).

The results were invalidated, because the lower and upper quartiles are equal.

Constituent: Mercury Analysis Run 3/25/2026 1:22 PM View: Tukey's Outlier Test

Plant Wansley Client: Southern Company Data: Wansley Landfill

Sanitas™ v.10.1.06 Software licensed to Groundwater Stats Consulting. UG

## Tukey's Outlier Screening

GWC-31

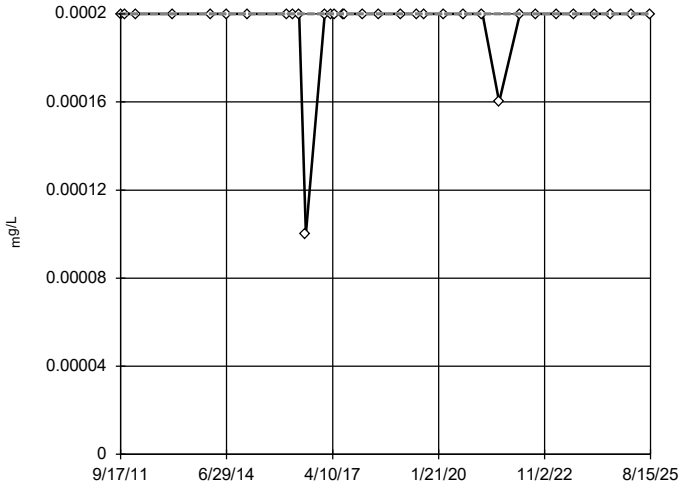


n = 33

No outliers found. Tukey's method selected by user.

Data were x^4 transformed to achieve best W statistic (graph shown in original units).

The results were invalidated, because the lower and upper quartiles are equal.

Constituent: Mercury Analysis Run 3/25/2026 1:22 PM View: Tukey's Outlier Test

Plant Wansley Client: Southern Company Data: Wansley Landfill

Sanitas™ v.10.1.06 Software licensed to Groundwater Stats Consulting. UG

## Tukey's Outlier Screening

GWC-32

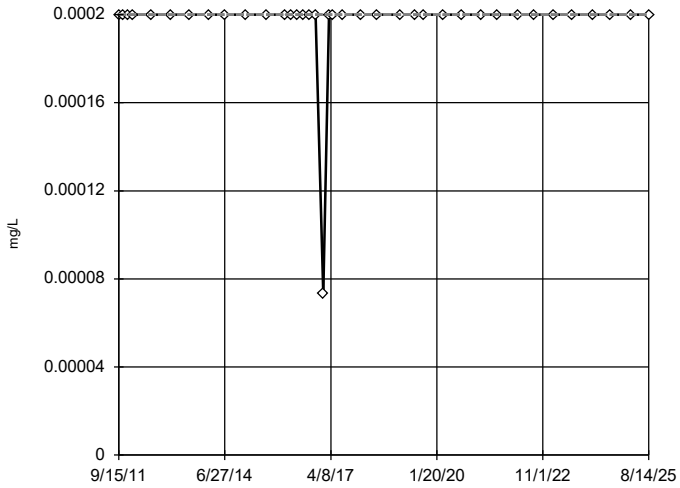


n = 38

No outliers found. Tukey's method selected by user.

Data were cube transformed to achieve best W statistic (graph shown in original units).

The results were invalidated, because the lower and upper quartiles are equal.

Constituent: Mercury Analysis Run 3/25/2026 1:22 PM View: Tukey's Outlier Test

Plant Wansley Client: Southern Company Data: Wansley Landfill

Sanitas™ v.10.1.06 Software licensed to Groundwater Stats Consulting. UG

## Tukey's Outlier Screening

GWC-33

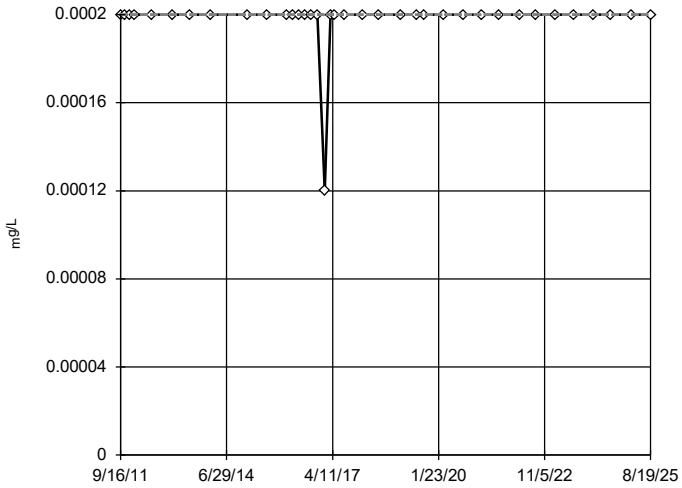


n = 37

No outliers found. Tukey's method selected by user.

Data were square root transformed to achieve best W statistic (graph shown in original units).

The results were invalidated, because the lower and upper quartiles are equal.

Constituent: Mercury Analysis Run 3/25/2026 1:22 PM View: Tukey's Outlier Test

Plant Wansley Client: Southern Company Data: Wansley Landfill

Sanitas™ v.10.1.06 Software licensed to Groundwater Stats Consulting. UG

## Tukey's Outlier Screening

GWC-34

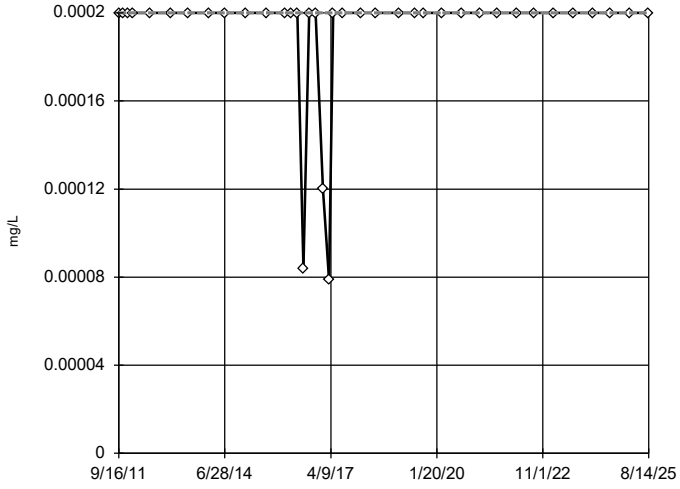


n = 38

No outliers found. Tukey's method selected by user.

Ladder of Powers transformations did not improve normality; analysis run on raw data.

The results were invalidated, because the lower and upper quartiles are equal.

Constituent: Mercury Analysis Run 3/25/2026 1:22 PM View: Tukey's Outlier Test

Plant Wansley Client: Southern Company Data: Wansley Landfill

Sanitas™ v.10.1.06 Software licensed to Groundwater Stats Consulting. UG

## Tukey's Outlier Screening

GWC-35

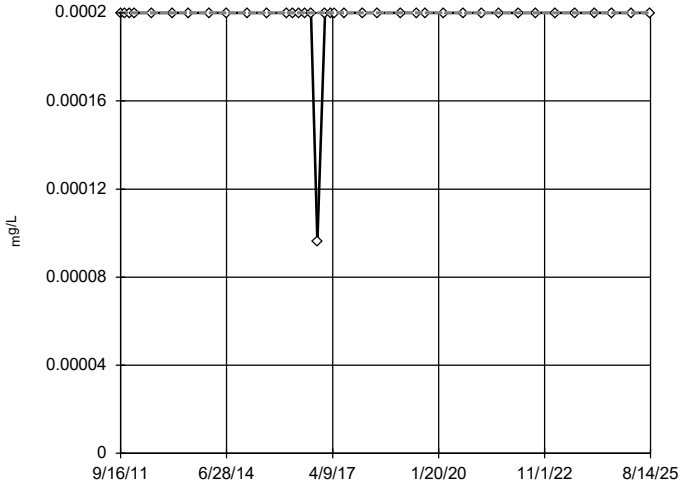


n = 38

No outliers found. Tukey's method selected by user.

Data were cube transformed to achieve best W statistic (graph shown in original units).

The results were invalidated, because the lower and upper quartiles are equal.

Constituent: Mercury Analysis Run 3/25/2026 1:22 PM View: Tukey's Outlier Test

Plant Wansley Client: Southern Company Data: Wansley Landfill

Sanitas™ v.10.1.06 Software licensed to Groundwater Stats Consulting. UG

## Tukey's Outlier Screening

GWA-1 (bg)

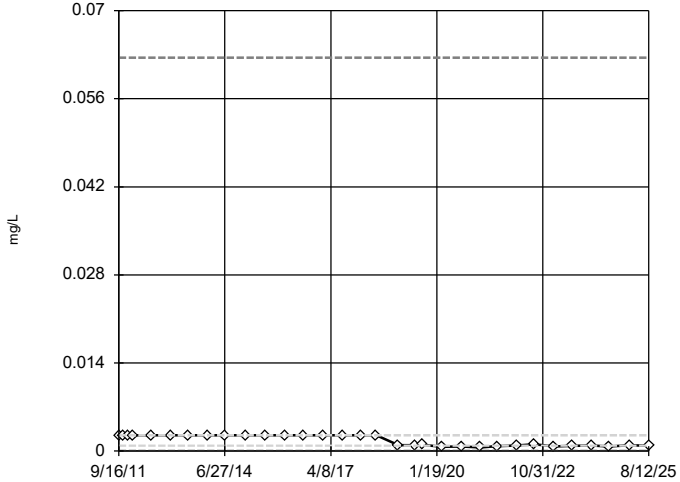


n = 32

No outliers found. Tukey's method selected by user.

Data were natural log transformed to achieve best W statistic (graph shown in original units).

High cutoff = 0.06253, low cutoff = 0.00003418, based on IQR multiplier of 3.

Constituent: Nickel Analysis Run 3/25/2026 1:22 PM View: Tukey's Outlier Test

Plant Wansley Client: Southern Company Data: Wansley Landfill

Sanitas™ v.10.1.06 Software licensed to Groundwater Stats Consulting. UG

## Tukey's Outlier Screening

GWA-2 (bg)

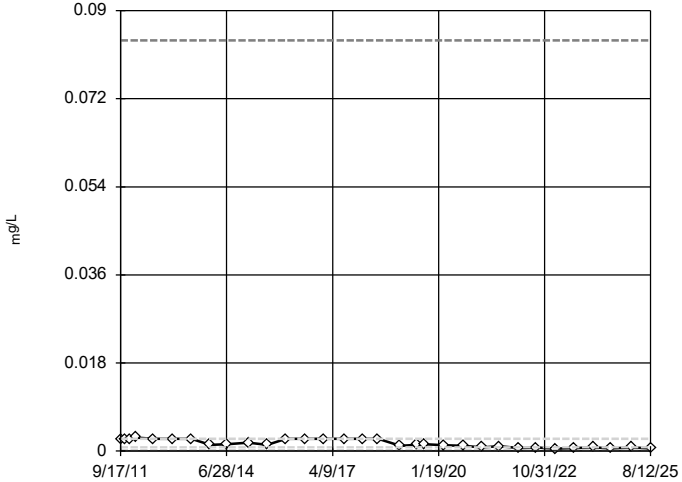


n = 32

No outliers found. Tukey's method selected by user.

Data were natural log transformed to achieve best W statistic (graph shown in original units).

High cutoff = 0.08392, low cutoff = 0.00002309, based on IQR multiplier of 3.

Constituent: Nickel Analysis Run 3/25/2026 1:22 PM View: Tukey's Outlier Test

Plant Wansley Client: Southern Company Data: Wansley Landfill

Sanitas™ v.10.1.06 Software licensed to Groundwater Stats Consulting. UG

## Tukey's Outlier Screening

GWA-3 (bg)

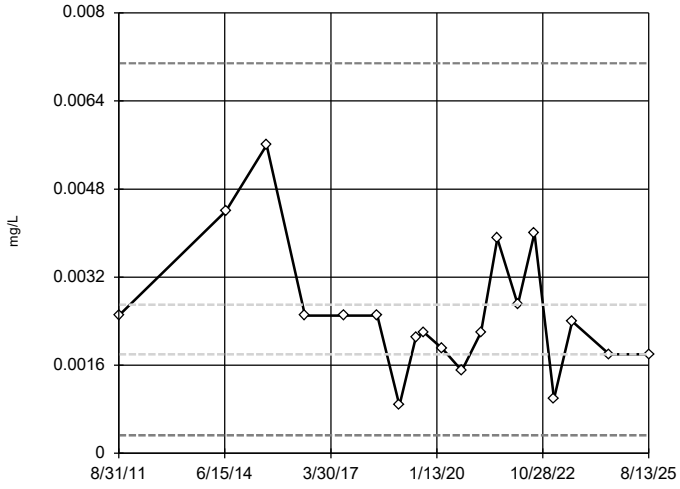


n = 19

No outliers found. Tukey's method selected by user.

Data were cube root transformed to achieve best W statistic (graph shown in original units).

High cutoff = 0.007084, low cutoff = 0.0003261, based on IQR multiplier of 3.

Constituent: Nickel Analysis Run 3/25/2026 1:22 PM View: Tukey's Outlier Test

Plant Wansley Client: Southern Company Data: Wansley Landfill

Sanitas™ v.10.1.06 Software licensed to Groundwater Stats Consulting. UG

## Tukey's Outlier Screening

GWA-4 (bg)

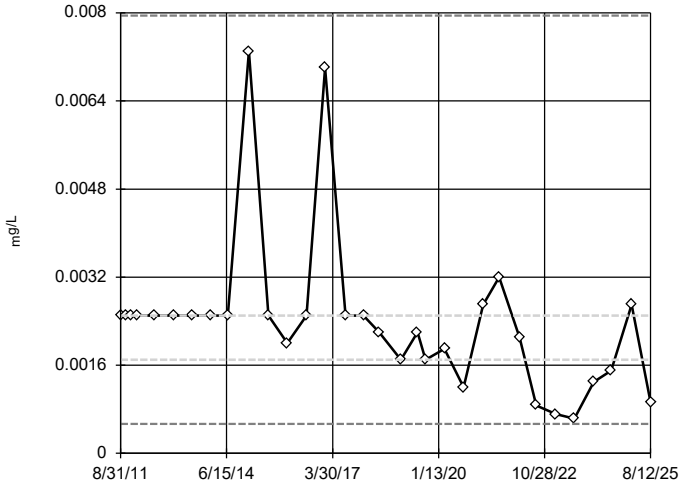


n = 32

No outliers found. Tukey's method selected by user.

Data were natural log transformed to achieve best W statistic (graph shown in original units).

High cutoff = 0.007951, low cutoff = 0.0005345, based on IQR multiplier of 3.

Constituent: Nickel Analysis Run 3/25/2026 1:22 PM View: Tukey's Outlier Test

Plant Wansley Client: Southern Company Data: Wansley Landfill

Sanitas™ v.10.1.06 Software licensed to Groundwater Stats Consulting. UG

## Tukey's Outlier Screening

GWA-28 (bg)

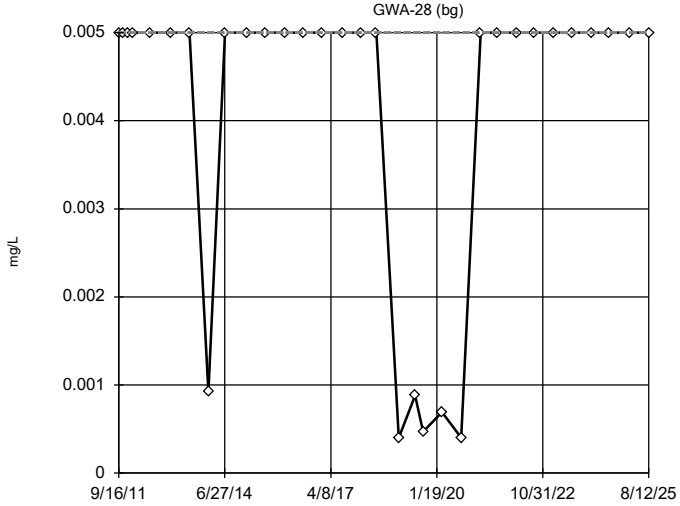


n = 32

No outliers found. Tukey's method selected by user.

Data were natural log transformed to achieve best W statistic (graph shown in original units).

The results were invalidated, because the lower and upper quartiles are equal.

Constituent: Nickel Analysis Run 3/25/2026 1:22 PM View: Tukey's Outlier Test

Plant Wansley Client: Southern Company Data: Wansley Landfill

Sanitas™ v.10.1.06 Software licensed to Groundwater Stats Consulting. UG

## Tukey's Outlier Screening

GWA-29 (bg)

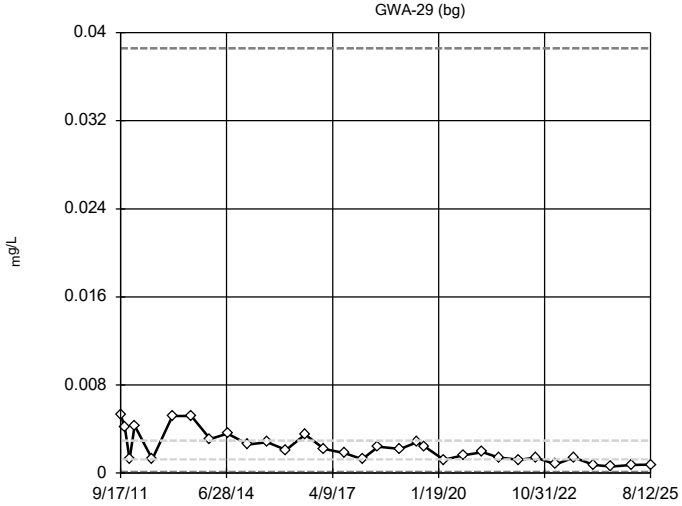


n = 32

No outliers found. Tukey's method selected by user.

Data were natural log transformed to achieve best W statistic (graph shown in original units).

High cutoff = 0.03858, low cutoff = 0.00009547, based on IQR multiplier of 3.

Constituent: Nickel Analysis Run 3/25/2026 1:22 PM View: Tukey's Outlier Test

Plant Wansley Client: Southern Company Data: Wansley Landfill

Sanitas™ v.10.1.06 Software licensed to Groundwater Stats Consulting. UG

## Tukey's Outlier Screening

GWC-5

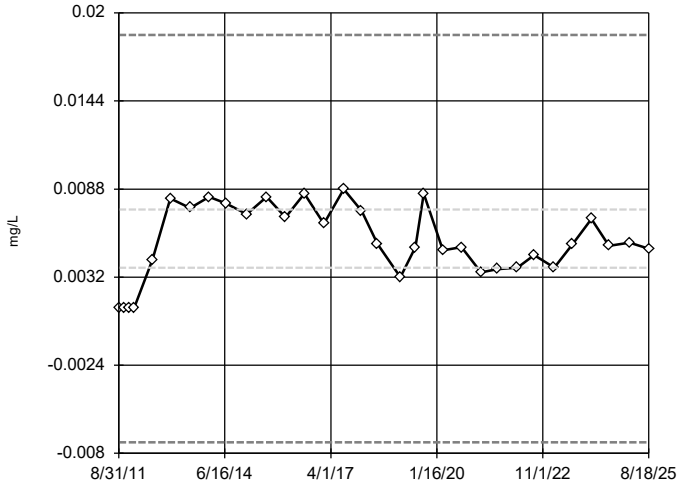


n = 32

No outliers found. Tukey's method selected by user.

Ladder of Powers transformations did not improve normality; analysis run on raw data.

High cutoff = 0.0186, low cutoff = -0.0073, based on IQR multiplier of 3.

Constituent: Nickel Analysis Run 3/25/2026 1:22 PM View: Tukey's Outlier Test

Plant Wansley Client: Southern Company Data: Wansley Landfill

Sanitas™ v.10.1.06 Software licensed to Groundwater Stats Consulting. UG

## Tukey's Outlier Screening

GWC-6

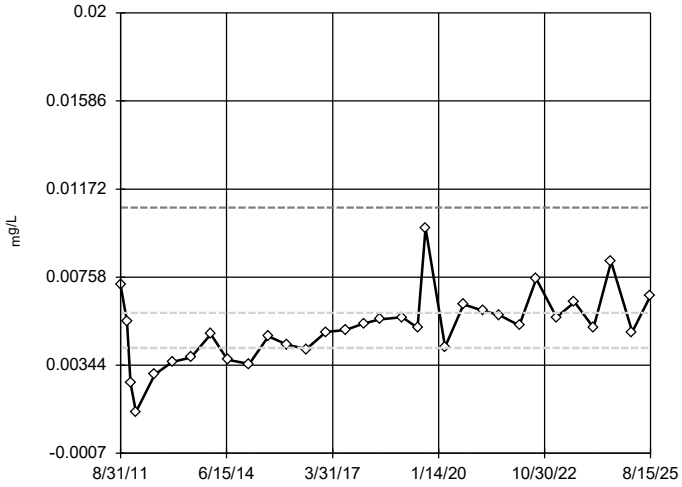


n = 32

No outliers found. Tukey's method selected by user.

Ladder of Powers transformations did not improve normality; analysis run on raw data.

High cutoff = 0.01085, low cutoff = -0.0007, based on IQR multiplier of 3.

Constituent: Nickel Analysis Run 3/25/2026 1:22 PM View: Tukey's Outlier Test

Plant Wansley Client: Southern Company Data: Wansley Landfill

Sanitas™ v.10.1.06 Software licensed to Groundwater Stats Consulting. UG

## Tukey's Outlier Screening

GWC-7

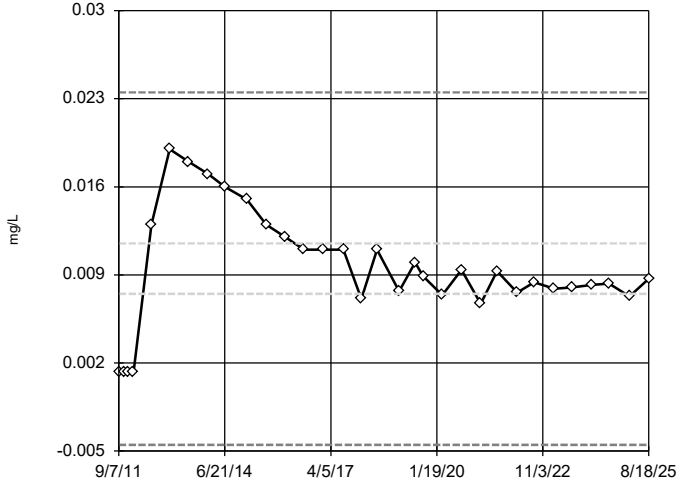


n = 32

No outliers found. Tukey's method selected by user.

Ladder of Powers transformations did not improve normality; analysis run on raw data.

High cutoff = 0.0235, low cutoff = -0.0045, based on IQR multiplier of 3.

Constituent: Nickel Analysis Run 3/25/2026 1:22 PM View: Tukey's Outlier Test

Plant Wansley Client: Southern Company Data: Wansley Landfill

Sanitas™ v.10.1.06 Software licensed to Groundwater Stats Consulting. UG

## Tukey's Outlier Screening

GWC-8

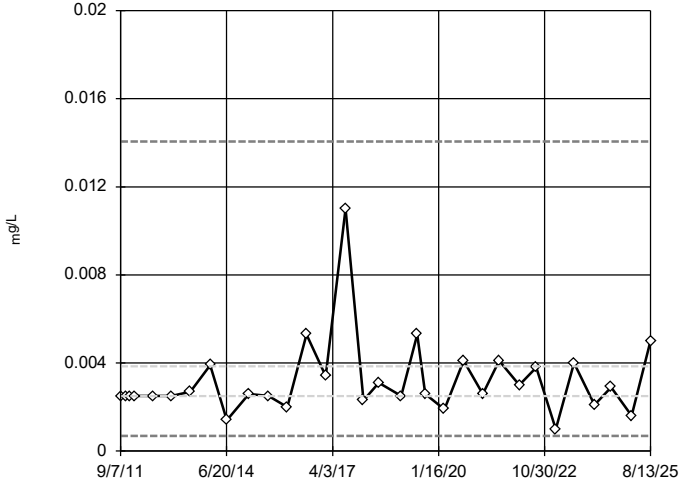


n = 32

No outliers found. Tukey's method selected by user.

Data were natural log transformed to achieve best W statistic (graph shown in original units).

High cutoff = 0.01406, low cutoff = 0.0006847, based on IQR multiplier of 3.

Constituent: Nickel Analysis Run 3/25/2026 1:22 PM View: Tukey's Outlier Test

Plant Wansley Client: Southern Company Data: Wansley Landfill

Sanitas™ v.10.1.06 Software licensed to Groundwater Stats Consulting. UG

## Tukey's Outlier Screening

GWC-9

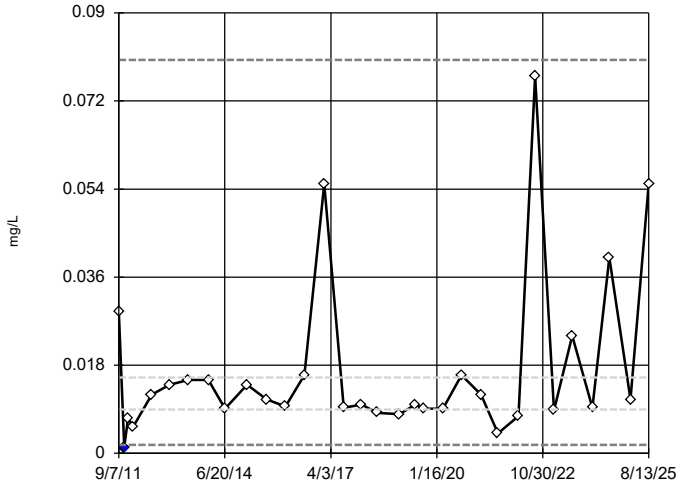


n = 32

Outlier is drawn as solid. Tukey's method selected by user.

Data were natural log transformed to achieve best W statistic (graph shown in original units).

High cutoff = 0.08038, low cutoff = 0.001725, based on IQR multiplier of 3.

Constituent: Nickel Analysis Run 3/25/2026 1:22 PM View: Tukey's Outlier Test

Plant Wansley Client: Southern Company Data: Wansley Landfill

Sanitas™ v.10.1.06 Software licensed to Groundwater Stats Consulting. UG

## Tukey's Outlier Screening

GWC-10

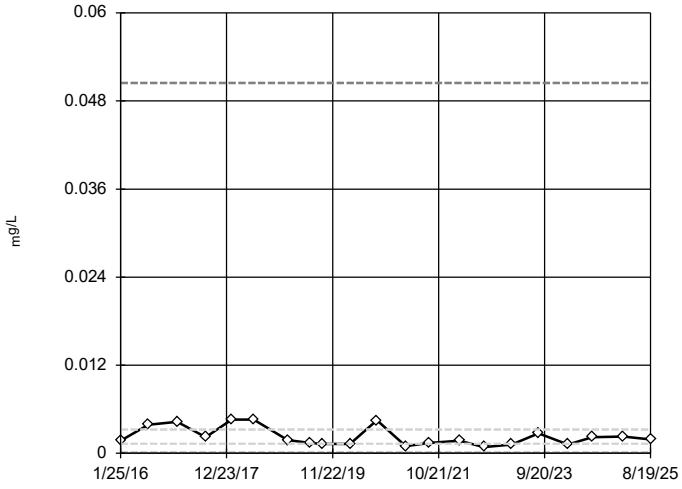


n = 21

No outliers found. Tukey's method selected by user.

Data were natural log transformed to achieve best W statistic (graph shown in original units).

High cutoff = 0.05047, low cutoff = 0.00008359, based on IQR multiplier of 3.

Constituent: Nickel Analysis Run 3/25/2026 1:22 PM View: Tukey's Outlier Test

Plant Wansley Client: Southern Company Data: Wansley Landfill

Sanitas™ v.10.1.06 Software licensed to Groundwater Stats Consulting. UG

## Tukey's Outlier Screening

GWC-11

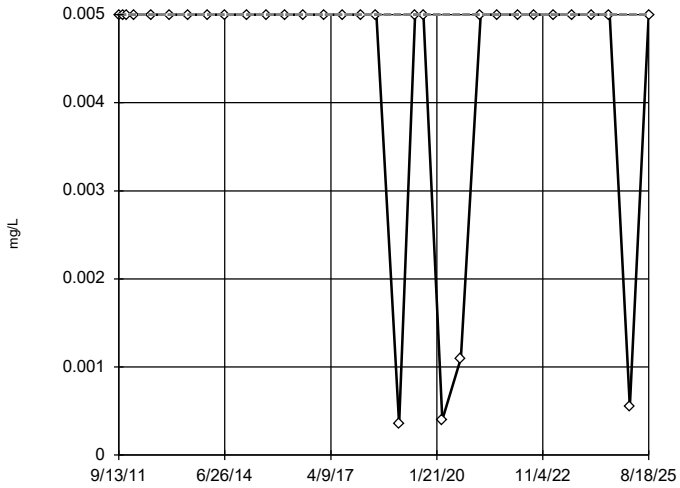


n = 32

No outliers found. Tukey's method selected by user.

Data were natural log transformed to achieve best W statistic (graph shown in original units).

The results were invalidated, because the lower and upper quartiles are equal.

Constituent: Nickel Analysis Run 3/25/2026 1:22 PM View: Tukey's Outlier Test

Plant Wansley Client: Southern Company Data: Wansley Landfill

Sanitas™ v.10.1.06 Software licensed to Groundwater Stats Consulting. UG

## Tukey's Outlier Screening

GWC-12

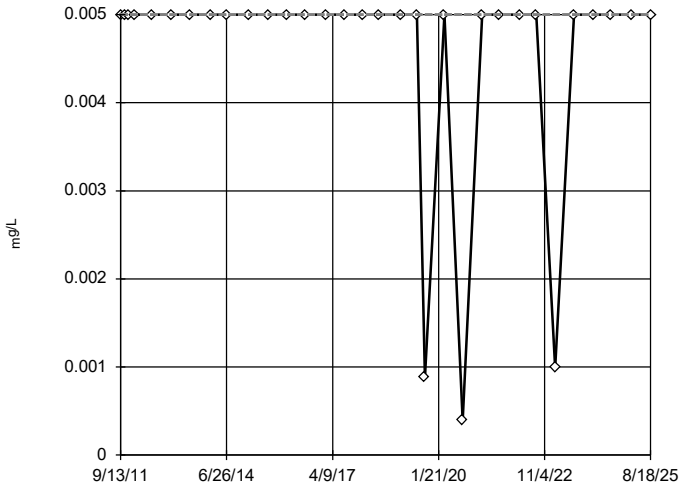


n = 32

No outliers found. Tukey's method selected by user.

Data were natural log transformed to achieve best W statistic (graph shown in original units).

The results were invalidated, because the lower and upper quartiles are equal.

Constituent: Nickel Analysis Run 3/25/2026 1:22 PM View: Tukey's Outlier Test

Plant Wansley Client: Southern Company Data: Wansley Landfill

Sanitas™ v.10.1.06 Software licensed to Groundwater Stats Consulting. UG

## Tukey's Outlier Screening

GWC-13

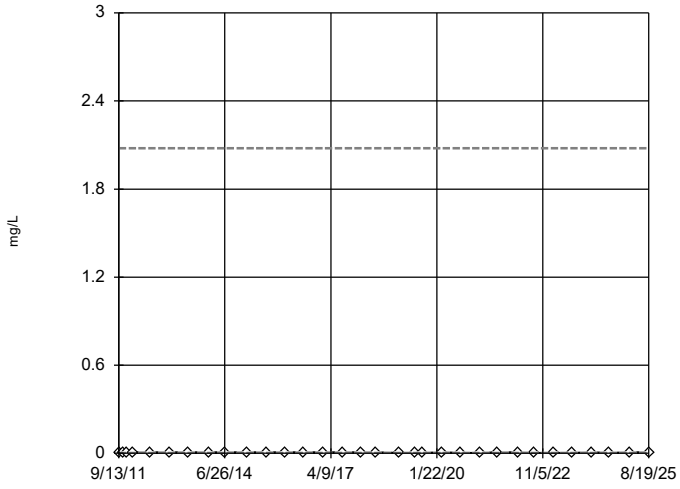


n = 32

No outliers found. Tukey's method selected by user.

Data were natural log transformed to achieve best W statistic (graph shown in original units).

High cutoff = 2.079, low cutoff = 0.000001611, based on IQR multiplier of 3.

Constituent: Nickel Analysis Run 3/25/2026 1:22 PM View: Tukey's Outlier Test

Plant Wansley Client: Southern Company Data: Wansley Landfill

Sanitas™ v.10.1.06 Software licensed to Groundwater Stats Consulting. UG

## Tukey's Outlier Screening

GWC-14

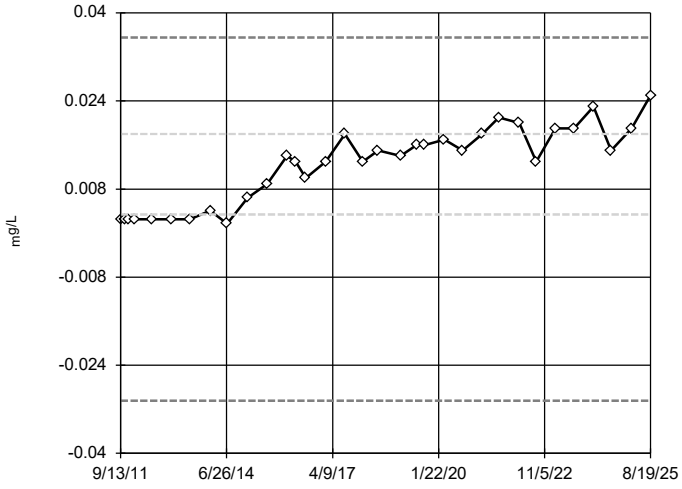


n = 33

No outliers found. Tukey's method selected by user.

Data were square transformed to achieve best W statistic (graph shown in original units).

High cutoff = 0.03552, low cutoff = -0.03043, based on IQR multiplier of 3.

Constituent: Nickel Analysis Run 3/25/2026 1:22 PM View: Tukey's Outlier Test

Plant Wansley Client: Southern Company Data: Wansley Landfill

Sanitas™ v.10.1.06 Software licensed to Groundwater Stats Consulting. UG

## Tukey's Outlier Screening

GWC-15

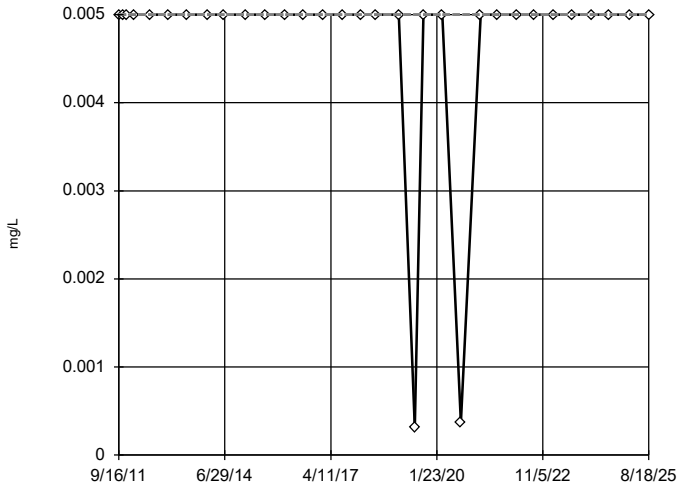


n = 32

No outliers found. Tukey's method selected by user.

Data were natural log transformed to achieve best W statistic (graph shown in original units).

The results were invalidated, because the lower and upper quartiles are equal.

Constituent: Nickel Analysis Run 3/25/2026 1:22 PM View: Tukey's Outlier Test

Plant Wansley Client: Southern Company Data: Wansley Landfill

Sanitas™ v.10.1.06 Software licensed to Groundwater Stats Consulting. UG

## Tukey's Outlier Screening

GWC-16

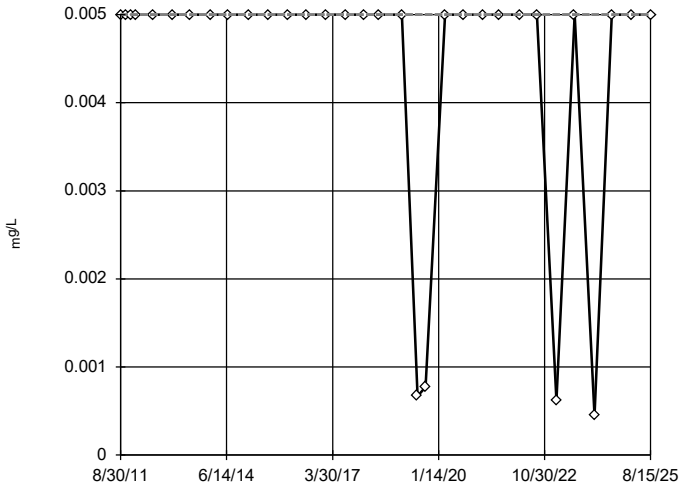


n = 32

No outliers found. Tukey's method selected by user.

Data were natural log transformed to achieve best W statistic (graph shown in original units).

The results were invalidated, because the lower and upper quartiles are equal.

Constituent: Nickel Analysis Run 3/25/2026 1:22 PM View: Tukey's Outlier Test

Plant Wansley Client: Southern Company Data: Wansley Landfill

Sanitas™ v.10.1.06 Software licensed to Groundwater Stats Consulting. UG

## Tukey's Outlier Screening

GWC-17

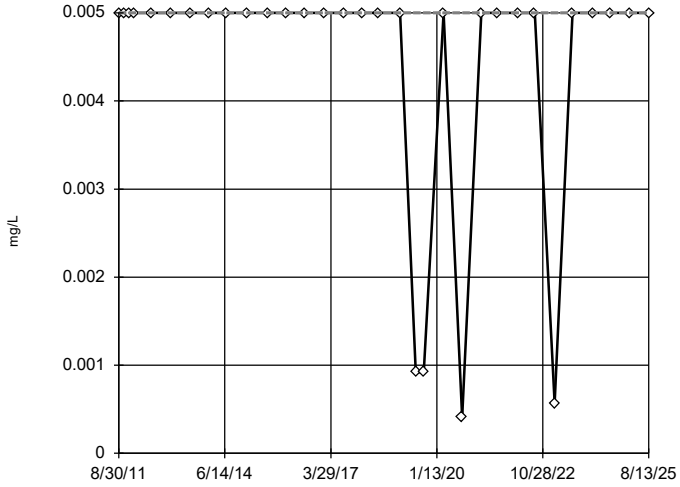


n = 32

No outliers found. Tukey's method selected by user.

Data were natural log transformed to achieve best W statistic (graph shown in original units).

The results were invalidated, because the lower and upper quartiles are equal.

Constituent: Nickel Analysis Run 3/25/2026 1:22 PM View: Tukey's Outlier Test

Plant Wansley Client: Southern Company Data: Wansley Landfill

Sanitas™ v.10.1.06 Software licensed to Groundwater Stats Consulting. UG

## Tukey's Outlier Screening

GWC-18

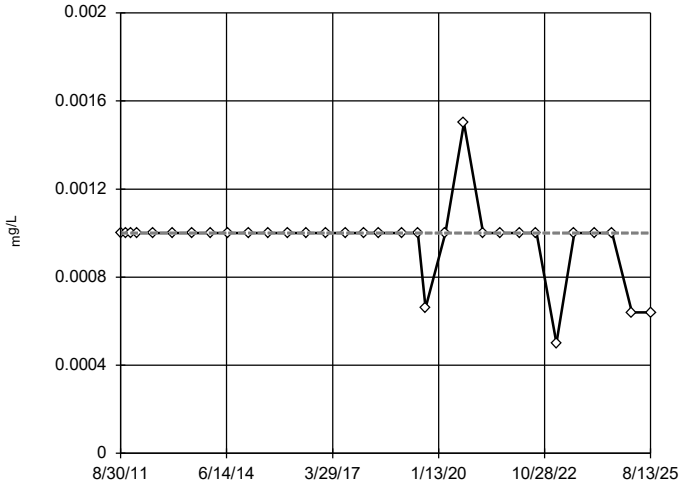


n = 32

No outliers found. Tukey's method selected by user.

Ladder of Powers transformations did not improve normality; analysis run on raw data.

The results were invalidated, because the lower and upper quartiles are equal.

Constituent: Nickel Analysis Run 3/25/2026 1:22 PM View: Tukey's Outlier Test

Plant Wansley Client: Southern Company Data: Wansley Landfill

Sanitas™ v.10.1.06 Software licensed to Groundwater Stats Consulting. UG

## Tukey's Outlier Screening

GWC-19

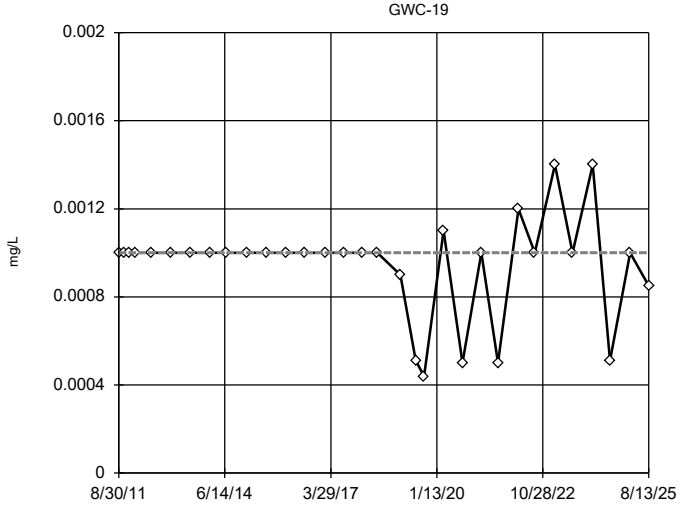


n = 32

No outliers found. Tukey's method selected by user.

Data were square transformed to achieve best W statistic (graph shown in original units).

The results were invalidated, because both the lower and upper quartiles represent reporting limits.

Constituent: Nickel Analysis Run 3/25/2026 1:22 PM View: Tukey's Outlier Test

Plant Wansley Client: Southern Company Data: Wansley Landfill

Sanitas™ v.10.1.06 Software licensed to Groundwater Stats Consulting. UG

## Tukey's Outlier Screening

GWC-20

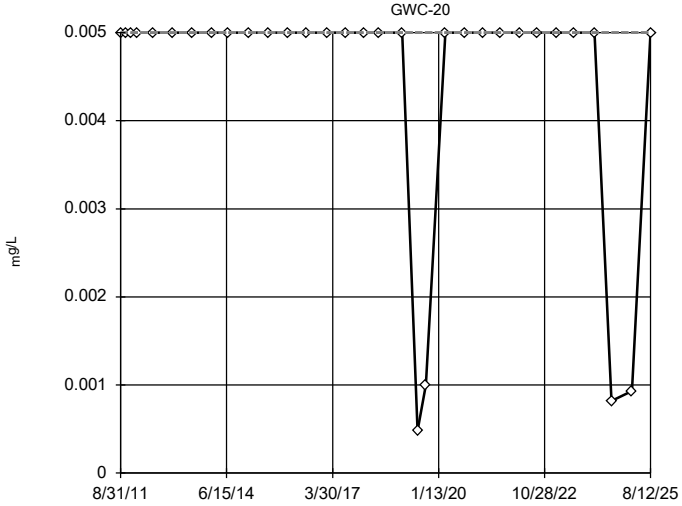


n = 32

No outliers found. Tukey's method selected by user.

Data were natural log transformed to achieve best W statistic (graph shown in original units).

The results were invalidated, because the lower and upper quartiles are equal.

Constituent: Nickel Analysis Run 3/25/2026 1:22 PM View: Tukey's Outlier Test

Plant Wansley Client: Southern Company Data: Wansley Landfill

Sanitas™ v.10.1.06 Software licensed to Groundwater Stats Consulting. UG

## Tukey's Outlier Screening

GWC-21

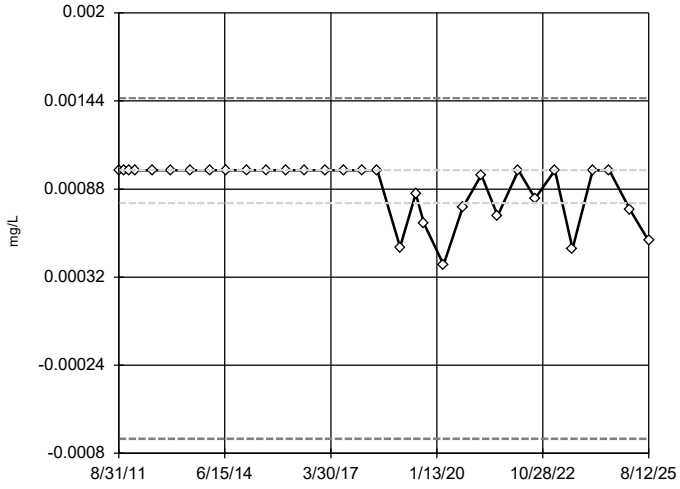


n = 32

No outliers found. Tukey's method selected by user.

Data were square transformed to achieve best W statistic (graph shown in original units).

High cutoff = 0.001458, low cutoff = -0.0007071, based on IQR multiplier of 3.

Constituent: Nickel Analysis Run 3/25/2026 1:22 PM View: Tukey's Outlier Test

Plant Wansley Client: Southern Company Data: Wansley Landfill

Sanitas™ v.10.1.06 Software licensed to Groundwater Stats Consulting. UG

## Tukey's Outlier Screening

GWC-22

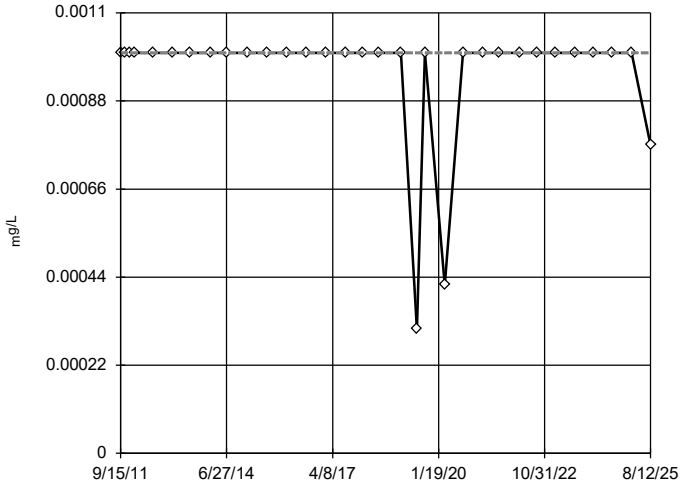


n = 32

No outliers found. Tukey's method selected by user.

Data were x^4 transformed to achieve best W statistic (graph shown in original units).

The results were invalidated, because the lower and upper quartiles are equal.

Constituent: Nickel Analysis Run 3/25/2026 1:22 PM View: Tukey's Outlier Test

Plant Wansley Client: Southern Company Data: Wansley Landfill

Sanitas™ v.10.1.06 Software licensed to Groundwater Stats Consulting. UG

## Tukey's Outlier Screening

GWC-23

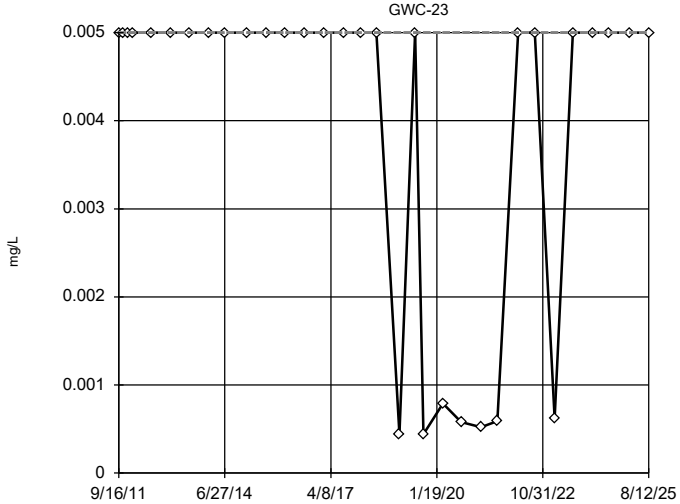


n = 32

No outliers found. Tukey's method selected by user.

Data were natural log transformed to achieve best W statistic (graph shown in original units).

The results were invalidated, because the lower and upper quartiles are equal.

Constituent: Nickel Analysis Run 3/25/2026 1:22 PM View: Tukey's Outlier Test

Plant Wansley Client: Southern Company Data: Wansley Landfill

Sanitas™ v.10.1.06 Software licensed to Groundwater Stats Consulting. UG

## Tukey's Outlier Screening

GWC-24

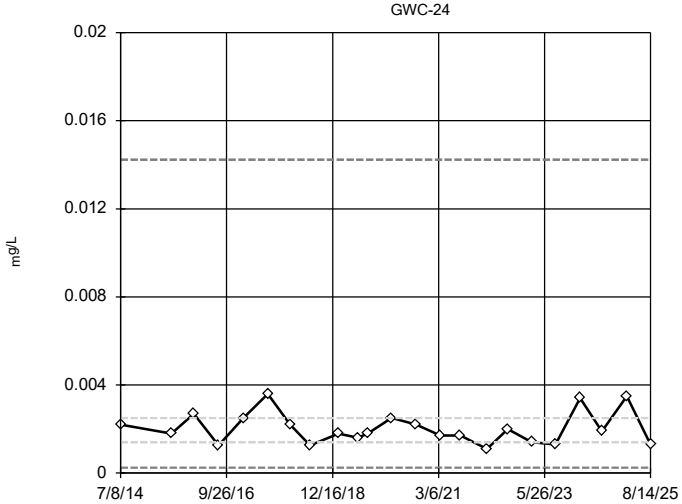


n = 23

No outliers found. Tukey's method selected by user.

Data were natural log transformed to achieve best W statistic (graph shown in original units).

High cutoff = 0.01424, low cutoff = 0.0002459, based on IQR multiplier of 3.

Constituent: Nickel Analysis Run 3/25/2026 1:22 PM View: Tukey's Outlier Test

Plant Wansley Client: Southern Company Data: Wansley Landfill

Sanitas™ v.10.1.06 Software licensed to Groundwater Stats Consulting. UG

## Tukey's Outlier Screening

GWC-25

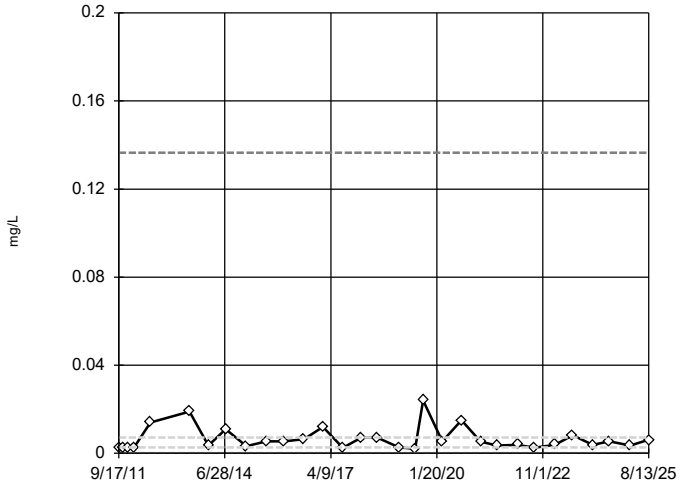


n = 31

No outliers found. Tukey's method selected by user.

Data were natural log transformed to achieve best W statistic (graph shown in original units).

High cutoff = 0.1365, low cutoff = 0.0001424, based on IQR multiplier of 3.

Constituent: Nickel Analysis Run 3/25/2026 1:22 PM View: Tukey's Outlier Test

Plant Wansley Client: Southern Company Data: Wansley Landfill

Sanitas™ v.10.1.06 Software licensed to Groundwater Stats Consulting. UG

## Tukey's Outlier Screening

GWC-26

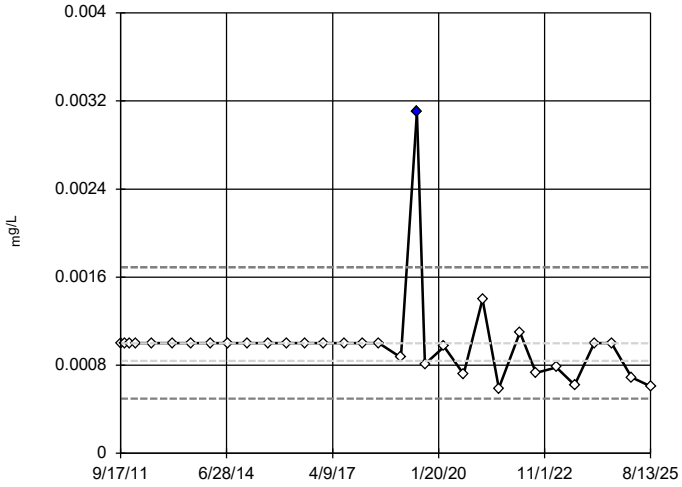


n = 32

Outlier is drawn as solid. Tukey's method selected by user.

Data were natural log transformed to achieve best W statistic (graph shown in original units).

High cutoff = 0.00169, low cutoff = 0.0004966, based on IQR multiplier of 3.

Constituent: Nickel Analysis Run 3/25/2026 1:22 PM View: Tukey's Outlier Test

Plant Wansley Client: Southern Company Data: Wansley Landfill

Sanitas™ v.10.1.06 Software licensed to Groundwater Stats Consulting. UG

## Tukey's Outlier Screening

GWC-27

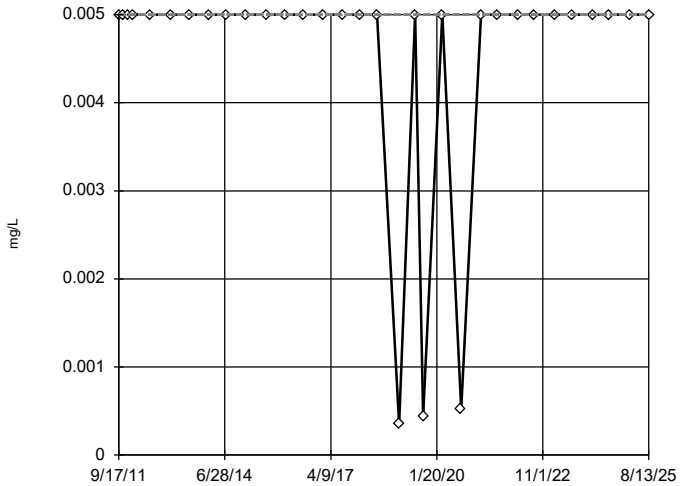


n = 32

No outliers found. Tukey's method selected by user.

Data were natural log transformed to achieve best W statistic (graph shown in original units).

The results were invalidated, because the lower and upper quartiles are equal.

Constituent: Nickel Analysis Run 3/25/2026 1:22 PM View: Tukey's Outlier Test

Plant Wansley Client: Southern Company Data: Wansley Landfill

Sanitas™ v.10.1.06 Software licensed to Groundwater Stats Consulting. UG

## Tukey's Outlier Screening

GWC-30

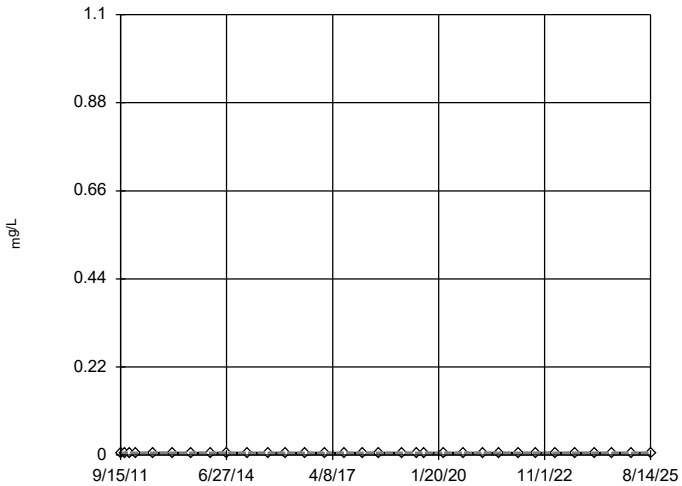


n = 32

No outliers found. Tukey's method selected by user.

All values are the same.

Constituent: Nickel Analysis Run 3/25/2026 1:22 PM View: Tukey's Outlier Test

Plant Wansley Client: Southern Company Data: Wansley Landfill

Sanitas™ v.10.1.06 Software licensed to Groundwater Stats Consulting. UG

## Tukey's Outlier Screening

GWC-31

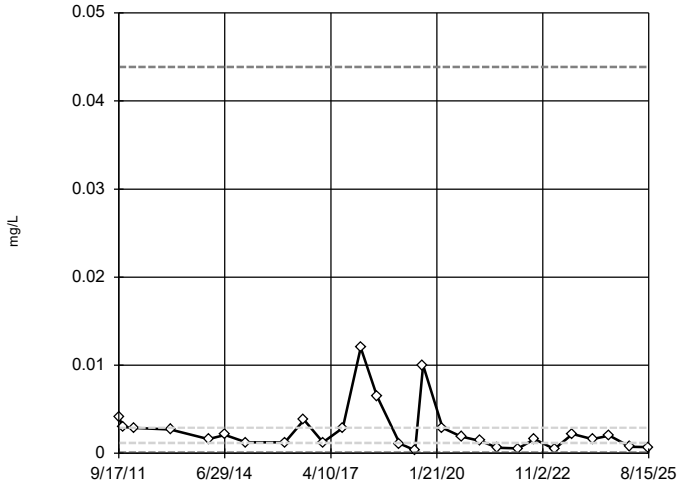


n = 28

No outliers found. Tukey's method selected by user.

Data were natural log transformed to achieve best W statistic (graph shown in original units).

High cutoff = 0.04387, low cutoff = 0.00007752, based on IQR multiplier of 3.

Constituent: Nickel Analysis Run 3/25/2026 1:23 PM View: Tukey's Outlier Test

Plant Wansley Client: Southern Company Data: Wansley Landfill

Sanitas™ v.10.1.06 Software licensed to Groundwater Stats Consulting. UG

## Tukey's Outlier Screening

GWC-32

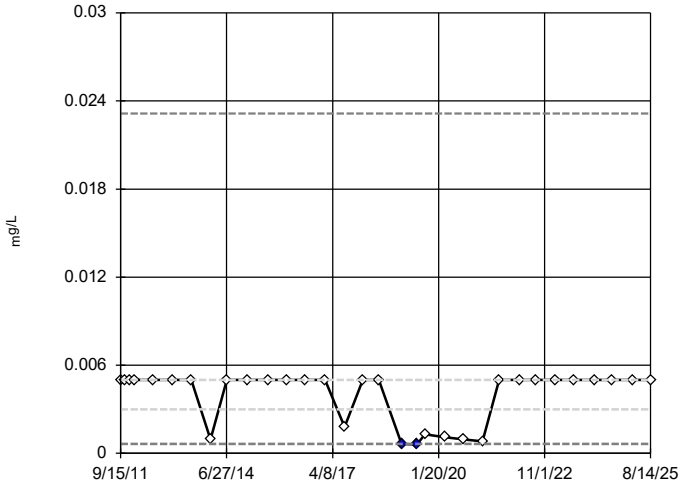


n = 32

Outliers are drawn as solid.
Tukey's method selected by user.

Data were natural log transformed to achieve best W statistic (graph shown in original units).

High cutoff = 0.02315, low cutoff = 0.000648, based on IQR multiplier of 3.

Constituent: Nickel Analysis Run 3/25/2026 1:23 PM View: Tukey's Outlier Test

Plant Wansley Client: Southern Company Data: Wansley Landfill

Sanitas™ v.10.1.06 Software licensed to Groundwater Stats Consulting. UG

## Tukey's Outlier Screening

GWC-33

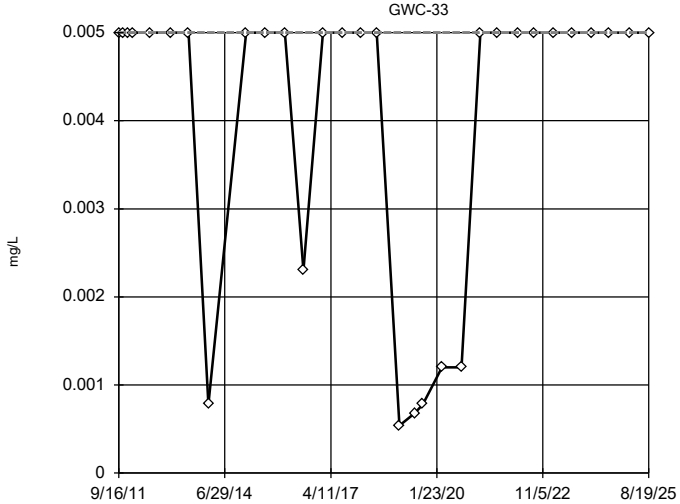


n = 31

No outliers found. Tukey's method selected by user.

Data were natural log transformed to achieve best W statistic (graph shown in original units).

The results were invalidated, because the lower and upper quartiles are equal.

Constituent: Nickel Analysis Run 3/25/2026 1:23 PM View: Tukey's Outlier Test

Plant Wansley Client: Southern Company Data: Wansley Landfill

Sanitas™ v.10.1.06 Software licensed to Groundwater Stats Consulting. UG

## Tukey's Outlier Screening

GWC-34

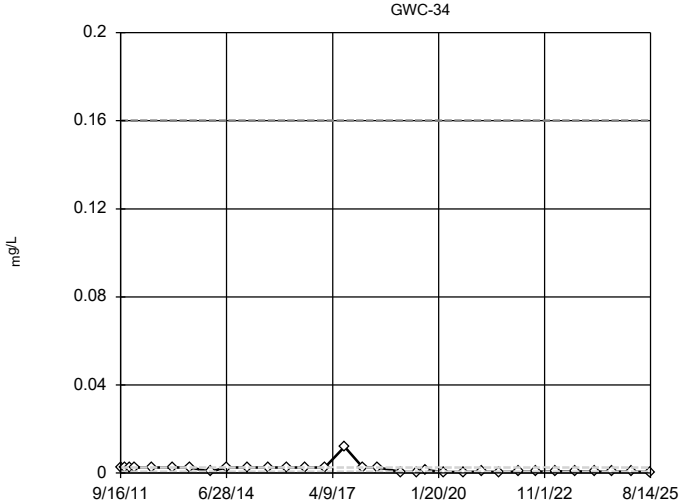


n = 32

No outliers found. Tukey's method selected by user.

Data were natural log transformed to achieve best W statistic (graph shown in original units).

High cutoff = 0.16, low cutoff = 0.000009764, based on IQR multiplier of 3.

Constituent: Nickel Analysis Run 3/25/2026 1:23 PM View: Tukey's Outlier Test

Plant Wansley Client: Southern Company Data: Wansley Landfill

Sanitas™ v.10.1.06 Software licensed to Groundwater Stats Consulting. UG

## Tukey's Outlier Screening

GWC-35

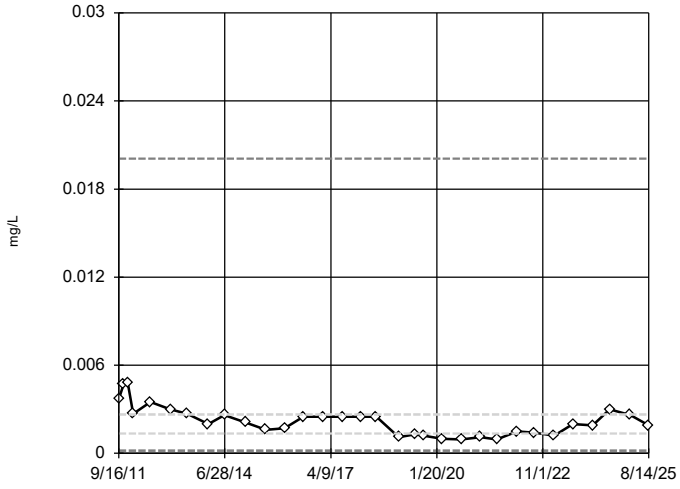


n = 32

No outliers found. Tukey's method selected by user.

Data were natural log transformed to achieve best W statistic (graph shown in original units).

High cutoff = 0.02007, low cutoff = 0.0001781, based on IQR multiplier of 3.

Constituent: Nickel Analysis Run 3/25/2026 1:23 PM View: Tukey's Outlier Test

Plant Wansley Client: Southern Company Data: Wansley Landfill

Sanitas™ v.10.1.06 Software licensed to Groundwater Stats Consulting. UG

## Tukey's Outlier Screening

GWA-1 (bg)

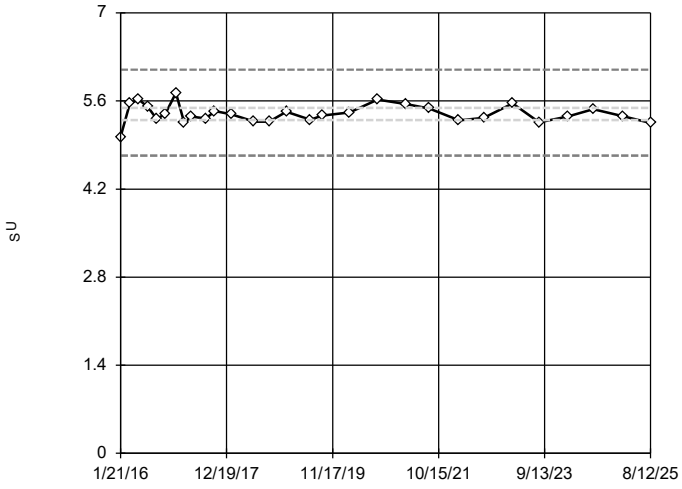


n = 29

No outliers found. Tukey's method selected by user.

Data were square root transformed to achieve best W statistic (graph shown in original units).

High cutoff = 6.097, low cutoff = 4.731, based on IQR multiplier of 3.

Constituent: pH, Field Analysis Run 3/25/2026 1:23 PM View: Tukey's Outlier Test

Plant Wansley Client: Southern Company Data: Wansley Landfill

Sanitas™ v.10.1.06 Software licensed to Groundwater Stats Consulting. UG

## Tukey's Outlier Screening

GWA-2 (bg)

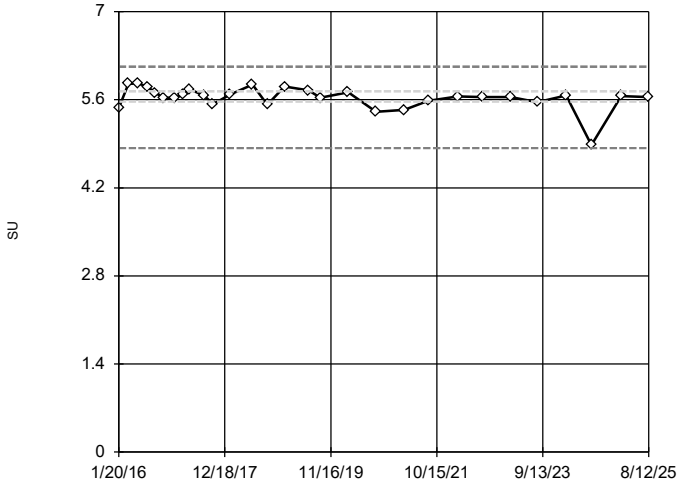


n = 29

No outliers found. Tukey's method selected by user.

Data were x^6 transformed to achieve best W statistic (graph shown in original units).

High cutoff = 6.124, low cutoff = 4.831, based on IQR multiplier of 3.

Constituent: pH, Field Analysis Run 3/25/2026 1:23 PM View: Tukey's Outlier Test

Plant Wansley Client: Southern Company Data: Wansley Landfill

Sanitas™ v.10.1.06 Software licensed to Groundwater Stats Consulting. UG

## Tukey's Outlier Screening

GWA-3 (bg)

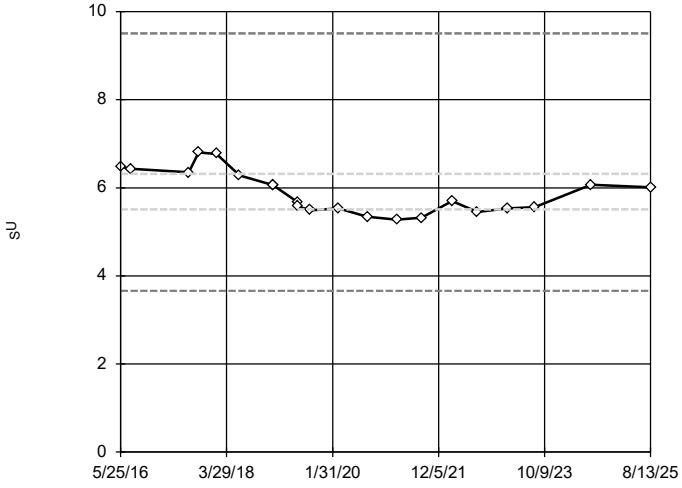


n = 21

No outliers found. Tukey's method selected by user.

Data were natural log transformed to achieve best W statistic (graph shown in original units).

High cutoff = 9.506, low cutoff = 3.66, based on IQR multiplier of 3.

Constituent: pH, Field Analysis Run 3/25/2026 1:23 PM View: Tukey's Outlier Test

Plant Wansley Client: Southern Company Data: Wansley Landfill

Sanitas™ v.10.1.06 Software licensed to Groundwater Stats Consulting. UG

## Tukey's Outlier Screening

GWA-4 (bg)

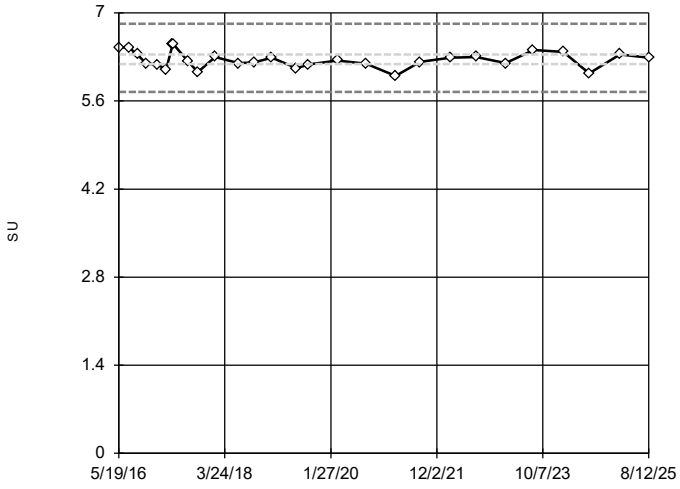


n = 28

No outliers found.
Tukey's method selected by user.

Data were natural log transformed to achieve best W statistic (graph shown in original units).

High cutoff = 6.827, low cutoff = 5.743, based on IQR multiplier of 3.

Constituent: pH, Field  Analysis Run 3/25/2026 1:23 PM  View: Tukey's Outlier Test

Plant Wansley  Client: Southern Company  Data: Wansley Landfill

Sanitas™ v.10.1.06 Software licensed to Groundwater Stats Consulting. UG

## Tukey's Outlier Screening

GWA-28 (bg)

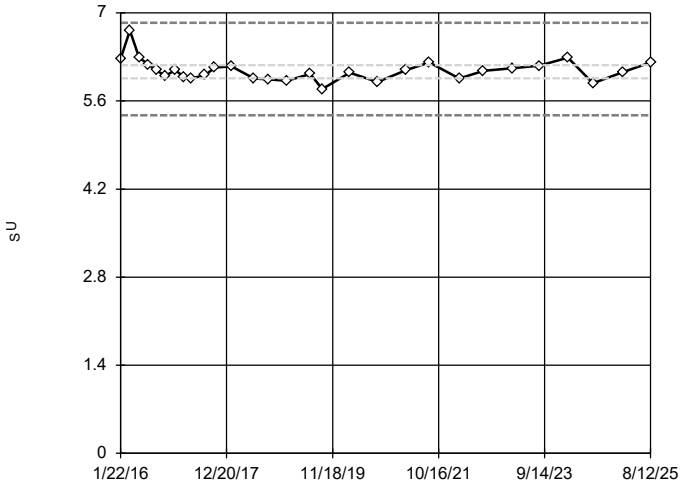


n = 29

No outliers found.
Tukey's method selected by user.

Data were natural log transformed to achieve best W statistic (graph shown in original units).

High cutoff = 6.841, low cutoff = 5.374, based on IQR multiplier of 3.

Constituent: pH, Field  Analysis Run 3/25/2026 1:23 PM  View: Tukey's Outlier Test

Plant Wansley  Client: Southern Company  Data: Wansley Landfill

Sanitas™ v.10.1.06 Software licensed to Groundwater Stats Consulting. UG

## Tukey's Outlier Screening

GWA-29 (bg)

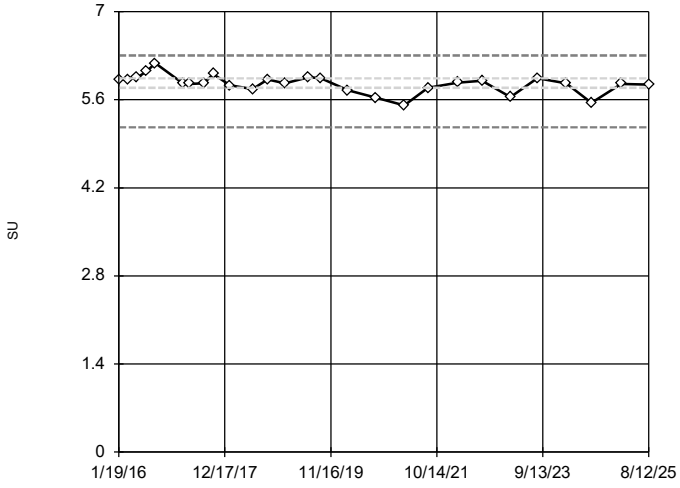


n = 27

No outliers found.
Tukey's method selected by user.

Data were x^6 transformed to achieve best W statistic (graph shown in original units).

High cutoff = 6.303, low cutoff = 5.162, based on IQR multiplier of 3.

Constituent: pH, Field  Analysis Run 3/25/2026 1:23 PM  View: Tukey's Outlier Test

Plant Wansley  Client: Southern Company  Data: Wansley Landfill

Sanitas™ v.10.1.06 Software licensed to Groundwater Stats Consulting. UG

## Tukey's Outlier Screening

GWC-5

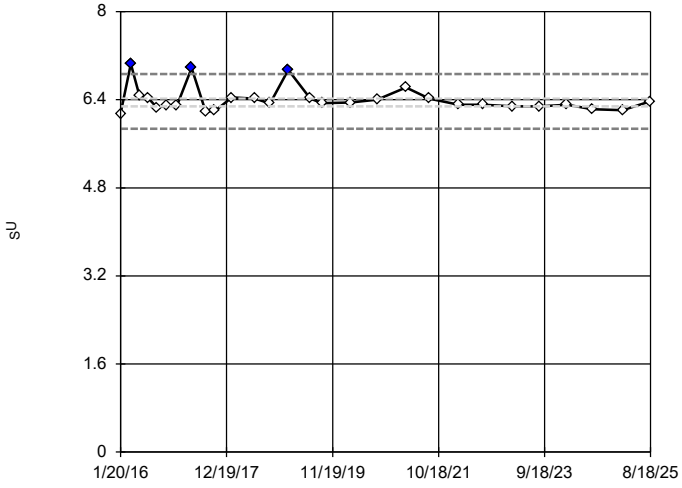


n = 28

Outliers are drawn as solid.
Tukey's method selected by user.

Data were natural log transformed to achieve best W statistic (graph shown in original units).

High cutoff = 6.868, low cutoff = 5.873, based on IQR multiplier of 3.

Constituent: pH, Field  Analysis Run 3/25/2026 1:23 PM  View: Tukey's Outlier Test

Plant Wansley  Client: Southern Company  Data: Wansley Landfill

Sanitas™ v.10.1.06 Software licensed to Groundwater Stats Consulting. UG

## Tukey's Outlier Screening

GWC-6

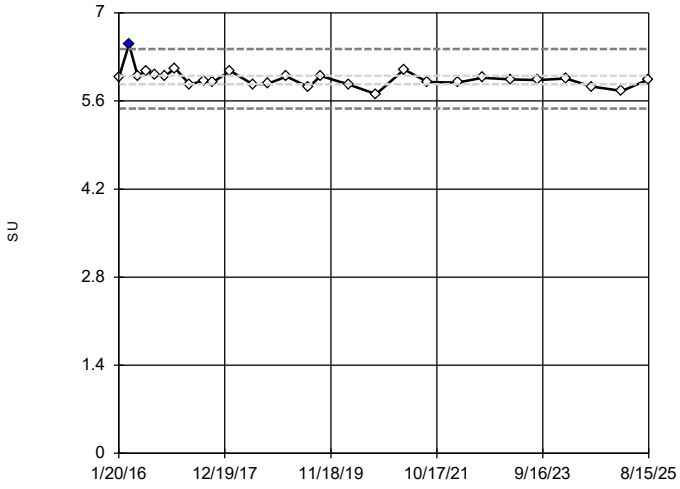


n = 28

Outlier is drawn as solid. Tukey's method selected by user.

Data were natural log transformed to achieve best W statistic (graph shown in original units).

High cutoff = 6.424, low cutoff = 5.478, based on IQR multiplier of 3.

Constituent: pH, Field  Analysis Run 3/25/2026 1:23 PM  View: Tukey's Outlier Test

Plant Wansley  Client: Southern Company  Data: Wansley Landfill

Sanitas™ v.10.1.06 Software licensed to Groundwater Stats Consulting. UG

## Tukey's Outlier Screening

GWC-7

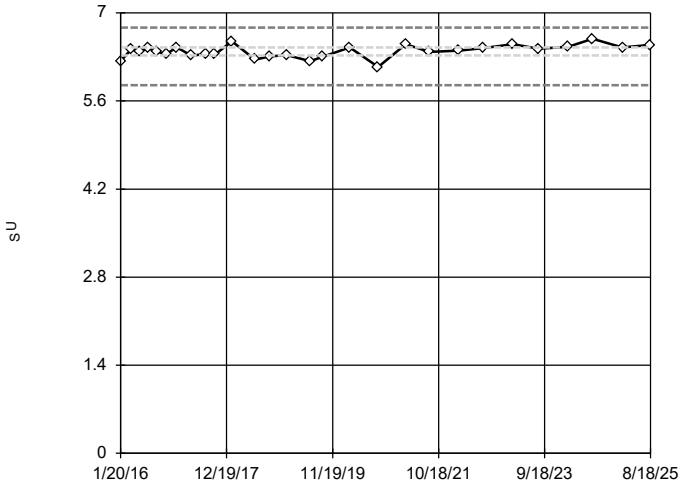


n = 28

No outliers found. Tukey's method selected by user.

Data were x^6 transformed to achieve best W statistic (graph shown in original units).

High cutoff = 6.766, low cutoff = 5.85, based on IQR multiplier of 3.

Constituent: pH, Field  Analysis Run 3/25/2026 1:23 PM  View: Tukey's Outlier Test

Plant Wansley  Client: Southern Company  Data: Wansley Landfill

Sanitas™ v.10.1.06 Software licensed to Groundwater Stats Consulting. UG

## Tukey's Outlier Screening

GWC-8

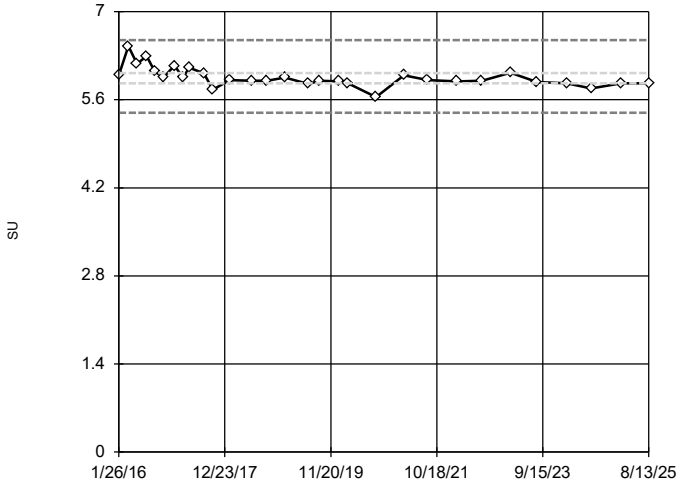


n = 30

No outliers found. Tukey's method selected by user.

Data were natural log transformed to achieve best W statistic (graph shown in original units).

High cutoff = 6.548, low cutoff = 5.392, based on IQR multiplier of 3.

Constituent: pH, Field  Analysis Run 3/25/2026 1:23 PM  View: Tukey's Outlier Test

Plant Wansley  Client: Southern Company  Data: Wansley Landfill

Sanitas™ v.10.1.06 Software licensed to Groundwater Stats Consulting. UG

## Tukey's Outlier Screening

GWC-9

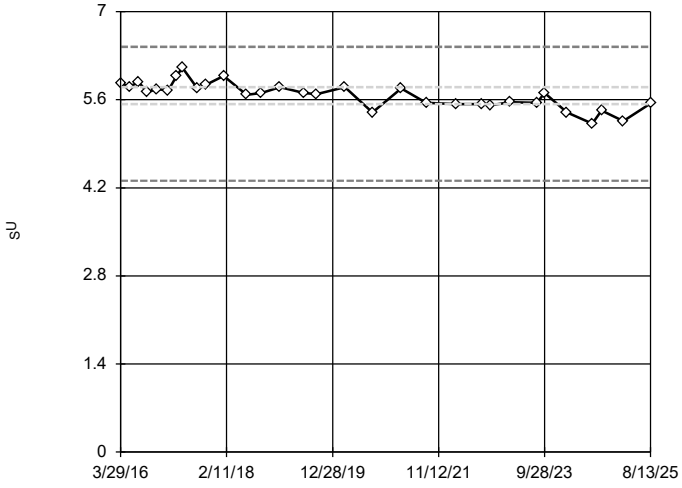


n = 31

No outliers found. Tukey's method selected by user.

Data were x^4 transformed to achieve best W statistic (graph shown in original units).

High cutoff = 6.441, low cutoff = 4.312, based on IQR multiplier of 3.

Constituent: pH, Field  Analysis Run 3/25/2026 1:23 PM  View: Tukey's Outlier Test

Plant Wansley  Client: Southern Company  Data: Wansley Landfill

Sanitas™ v.10.1.06 Software licensed to Groundwater Stats Consulting. UG

## Tukey's Outlier Screening

GWC-10

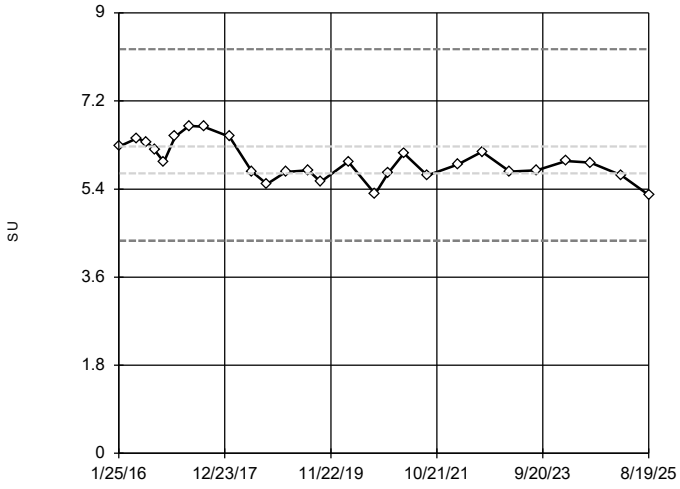


n = 27

No outliers found. Tukey's method selected by user.

Data were natural log transformed to achieve best W statistic (graph shown in original units).

High cutoff = 8.258, low cutoff = 4.343, based on IQR multiplier of 3.

Constituent: pH, Field  Analysis Run 3/25/2026 1:23 PM  View: Tukey's Outlier Test

Plant Wansley  Client: Southern Company  Data: Wansley Landfill

Sanitas™ v.10.1.06 Software licensed to Groundwater Stats Consulting. UG

## Tukey's Outlier Screening

GWC-11

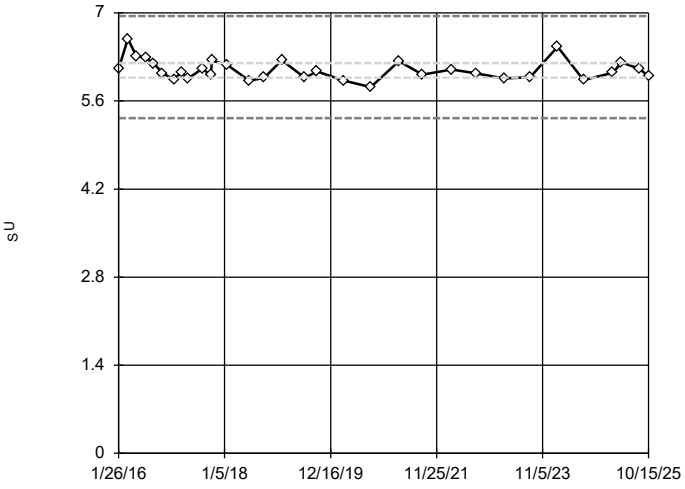


n = 32

No outliers found. Tukey's method selected by user.

Data were natural log transformed to achieve best W statistic (graph shown in original units).

High cutoff = 6.949, low cutoff = 5.327, based on IQR multiplier of 3.

Constituent: pH, Field  Analysis Run 3/25/2026 1:23 PM  View: Tukey's Outlier Test

Plant Wansley  Client: Southern Company  Data: Wansley Landfill

Sanitas™ v.10.1.06 Software licensed to Groundwater Stats Consulting. UG

## Tukey's Outlier Screening

GWC-12

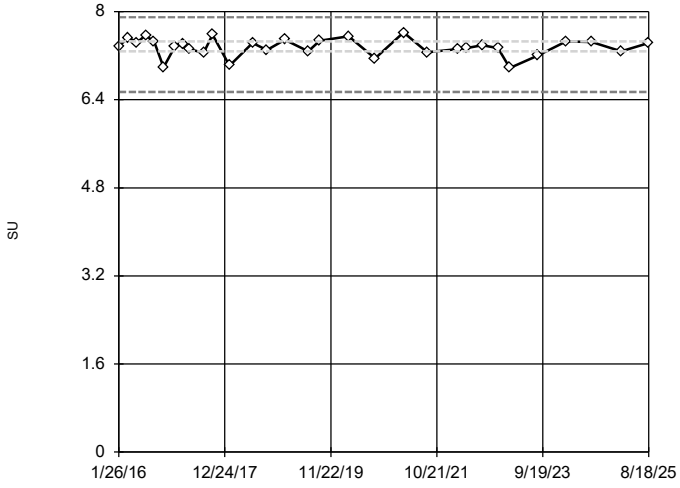


n = 31

No outliers found. Tukey's method selected by user.

Data were x^6 transformed to achieve best W statistic (graph shown in original units).

High cutoff = 7.899, low cutoff = 6.542, based on IQR multiplier of 3.

Constituent: pH, Field  Analysis Run 3/25/2026 1:23 PM  View: Tukey's Outlier Test

Plant Wansley  Client: Southern Company  Data: Wansley Landfill

Sanitas™ v.10.1.06 Software licensed to Groundwater Stats Consulting. UG

## Tukey's Outlier Screening

GWC-13

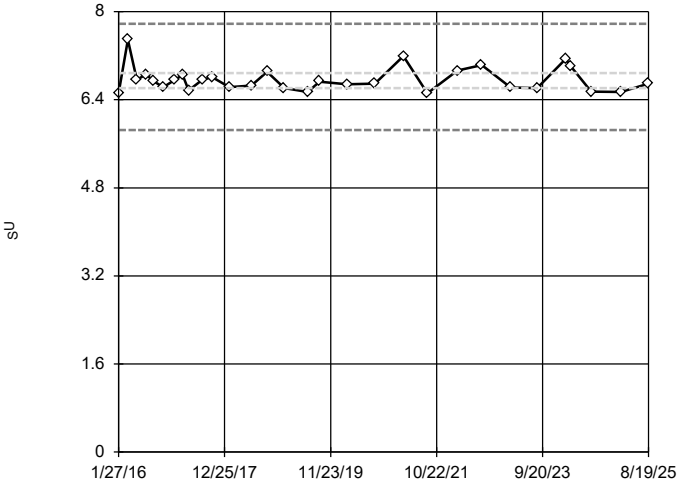


n = 30

No outliers found. Tukey's method selected by user.

Data were natural log transformed to achieve best W statistic (graph shown in original units).

High cutoff = 7.779, low cutoff = 5.85, based on IQR multiplier of 3.

Constituent: pH, Field  Analysis Run 3/25/2026 1:23 PM  View: Tukey's Outlier Test

Plant Wansley  Client: Southern Company  Data: Wansley Landfill

Sanitas™ v.10.1.06 Software licensed to Groundwater Stats Consulting. UG

## Tukey's Outlier Screening

GWC-14

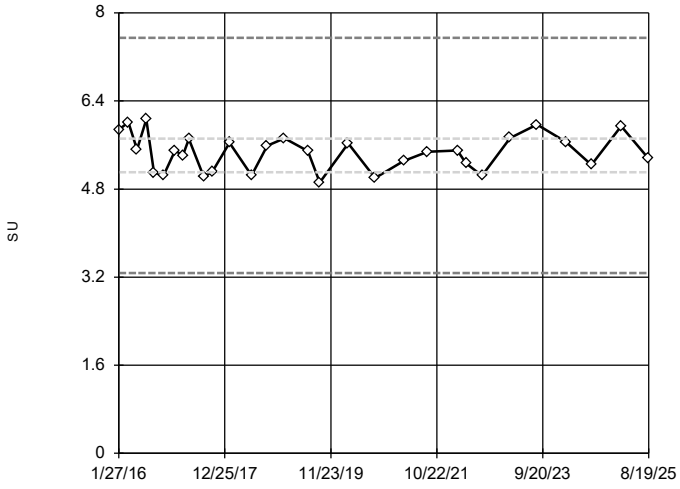


n = 30

No outliers found. Tukey's method selected by user.

Ladder of Powers transformations did not improve normality; analysis run on raw data.

High cutoff = 7.545, low cutoff = 3.275, based on IQR multiplier of 3.

Constituent: pH, Field  Analysis Run 3/25/2026 1:23 PM  View: Tukey's Outlier Test

Plant Wansley  Client: Southern Company  Data: Wansley Landfill

Sanitas™ v.10.1.06 Software licensed to Groundwater Stats Consulting. UG

## Tukey's Outlier Screening

GWC-15

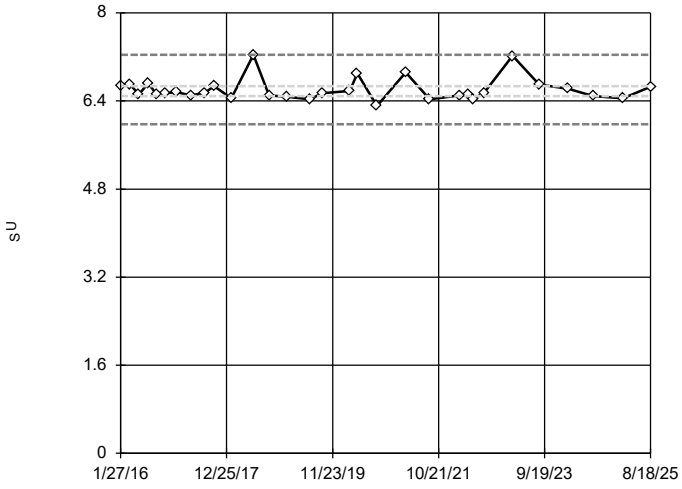


n = 31

No outliers found. Tukey's method selected by user.

Data were natural log transformed to achieve best W statistic (graph shown in original units).

High cutoff = 7.241, low cutoff = 5.979, based on IQR multiplier of 3.

Constituent: pH, Field  Analysis Run 3/25/2026 1:23 PM  View: Tukey's Outlier Test

Plant Wansley  Client: Southern Company  Data: Wansley Landfill

Sanitas™ v.10.1.06 Software licensed to Groundwater Stats Consulting. UG

## Tukey's Outlier Screening

GWC-16

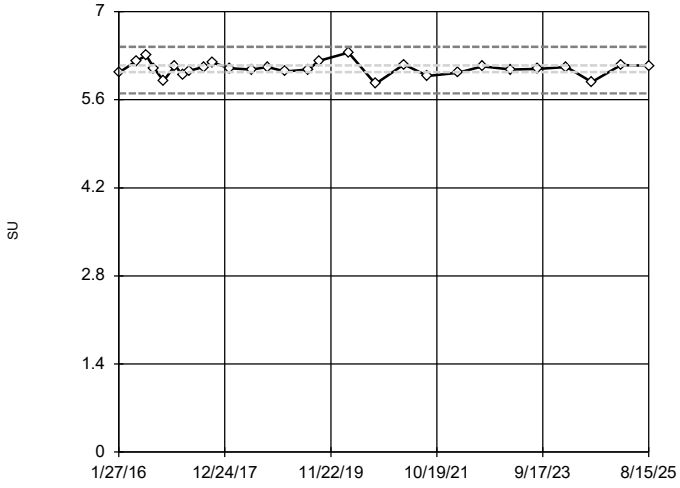


n = 28

No outliers found. Tukey's method selected by user.

Data were cube transformed to achieve best W statistic (graph shown in original units).

High cutoff = 6.44, low cutoff = 5.701, based on IQR multiplier of 3.

Constituent: pH, Field  Analysis Run 3/25/2026 1:23 PM  View: Tukey's Outlier Test

Plant Wansley  Client: Southern Company  Data: Wansley Landfill

Sanitas™ v.10.1.06 Software licensed to Groundwater Stats Consulting. UG

## Tukey's Outlier Screening

GWC-17

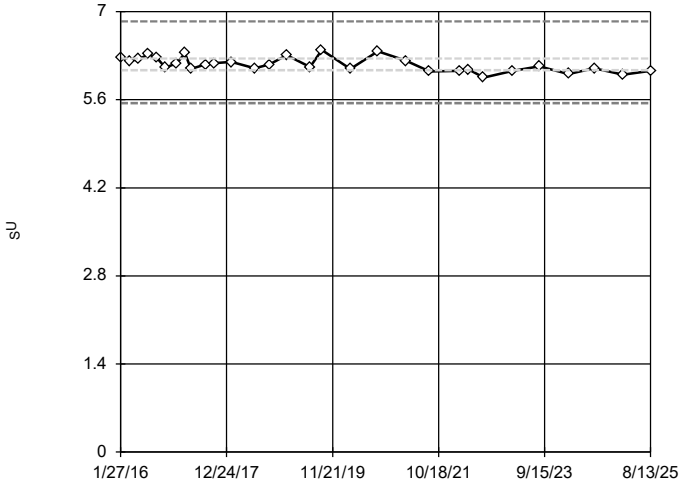


n = 30

No outliers found. Tukey's method selected by user.

Data were natural log transformed to achieve best W statistic (graph shown in original units).

High cutoff = 6.844, low cutoff = 5.547, based on IQR multiplier of 3.

Constituent: pH, Field  Analysis Run 3/25/2026 1:23 PM  View: Tukey's Outlier Test

Plant Wansley  Client: Southern Company  Data: Wansley Landfill

Sanitas™ v.10.1.06 Software licensed to Groundwater Stats Consulting. UG

## Tukey's Outlier Screening

GWC-18

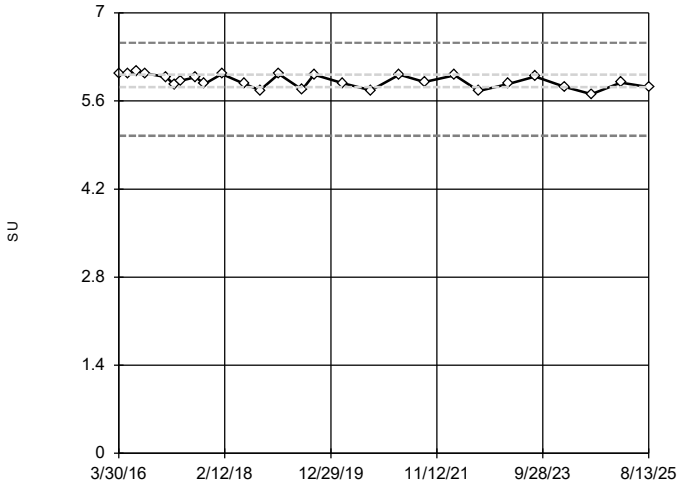


n = 27

No outliers found. Tukey's method selected by user.

Data were x^4 transformed to achieve best W statistic (graph shown in original units).

High cutoff = 6.524, low cutoff = 5.048, based on IQR multiplier of 3.

Constituent: pH, Field  Analysis Run 3/25/2026 1:23 PM  View: Tukey's Outlier Test

Plant Wansley  Client: Southern Company  Data: Wansley Landfill

Sanitas™ v.10.1.06 Software licensed to Groundwater Stats Consulting. UG

## Tukey's Outlier Screening

GWC-19

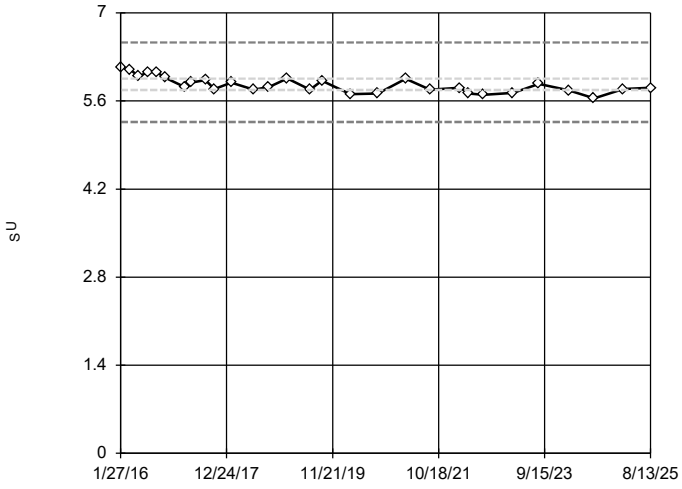


n = 29

No outliers found. Tukey's method selected by user.

Data were natural log transformed to achieve best W statistic (graph shown in original units).

High cutoff = 6.529, low cutoff = 5.267, based on IQR multiplier of 3.

Constituent: pH, Field  Analysis Run 3/25/2026 1:23 PM  View: Tukey's Outlier Test

Plant Wansley  Client: Southern Company  Data: Wansley Landfill

Sanitas™ v.10.1.06 Software licensed to Groundwater Stats Consulting. UG

## Tukey's Outlier Screening

GWC-20

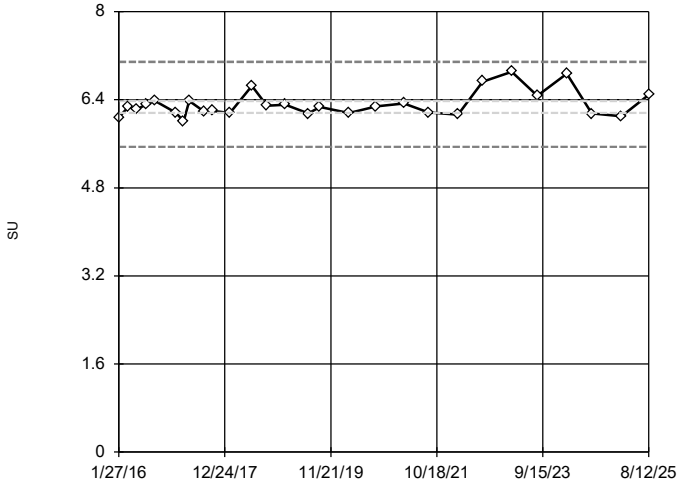


n = 28

No outliers found. Tukey's method selected by user.

Data were natural log transformed to achieve best W statistic (graph shown in original units).

High cutoff = 7.087, low cutoff = 5.545, based on IQR multiplier of 3.

Constituent: pH, Field  Analysis Run 3/25/2026 1:23 PM  View: Tukey's Outlier Test

Plant Wansley  Client: Southern Company  Data: Wansley Landfill

Sanitas™ v.10.1.06 Software licensed to Groundwater Stats Consulting. UG

## Tukey's Outlier Screening

GWC-21

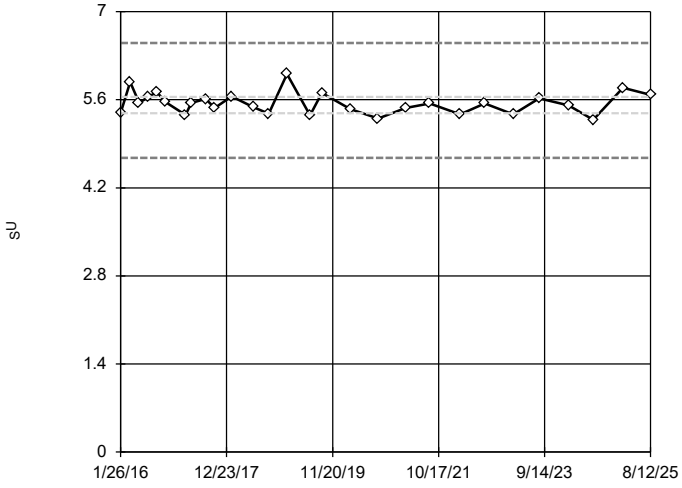


n = 28

No outliers found. Tukey's method selected by user.

Data were natural log transformed to achieve best W statistic (graph shown in original units).

High cutoff = 6.503, low cutoff = 4.675, based on IQR multiplier of 3.

Constituent: pH, Field  Analysis Run 3/25/2026 1:23 PM  View: Tukey's Outlier Test

Plant Wansley  Client: Southern Company  Data: Wansley Landfill

Sanitas™ v.10.1.06 Software licensed to Groundwater Stats Consulting. UG

## Tukey's Outlier Screening

GWC-22

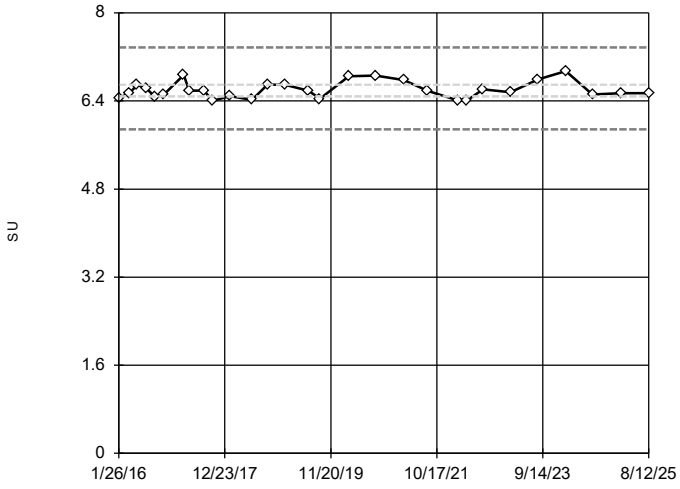


n = 29

No outliers found. Tukey's method selected by user.

Data were natural log transformed to achieve best W statistic (graph shown in original units).

High cutoff = 7.374, low cutoff = 5.886, based on IQR multiplier of 3.

Constituent: pH, Field  Analysis Run 3/25/2026 1:23 PM  View: Tukey's Outlier Test

Plant Wansley  Client: Southern Company  Data: Wansley Landfill

Sanitas™ v.10.1.06 Software licensed to Groundwater Stats Consulting. UG

## Tukey's Outlier Screening

GWC-23

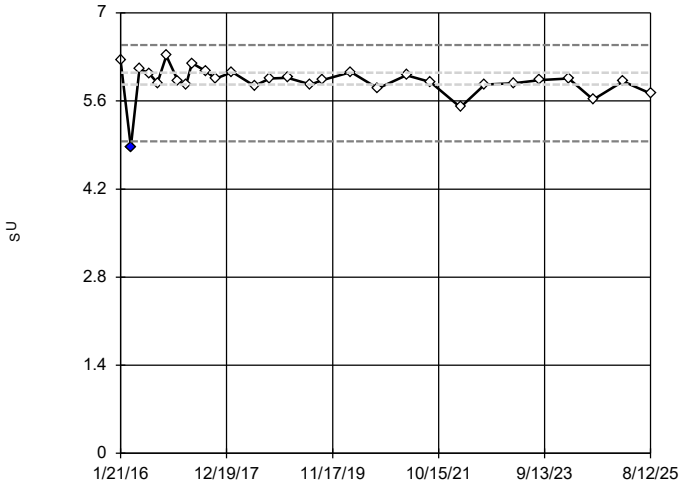


n = 29

Outlier is drawn as solid. Tukey's method selected by user.

Data were x^6 transformed to achieve best W statistic (graph shown in original units).

High cutoff = 6.489, low cutoff = 4.958, based on IQR multiplier of 3.

Constituent: pH, Field  Analysis Run 3/25/2026 1:23 PM  View: Tukey's Outlier Test

Plant Wansley  Client: Southern Company  Data: Wansley Landfill

Sanitas™ v.10.1.06 Software licensed to Groundwater Stats Consulting. UG

## Tukey's Outlier Screening

GWC-24

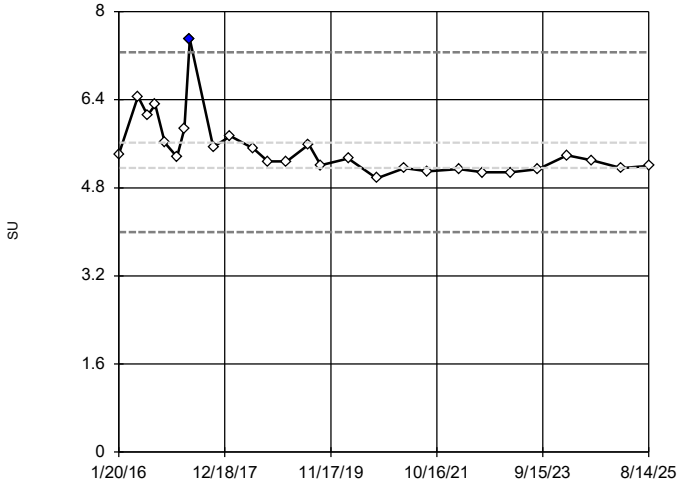


n = 27

Outlier is drawn as solid. Tukey's method selected by user.

Data were natural log transformed to achieve best W statistic (graph shown in original units).

High cutoff = 7.261, low cutoff = 3.994, based on IQR multiplier of 3.

Constituent: pH, Field  Analysis Run 3/25/2026 1:23 PM  View: Tukey's Outlier Test

Plant Wansley  Client: Southern Company  Data: Wansley Landfill

Sanitas™ v.10.1.06 Software licensed to Groundwater Stats Consulting. UG

## Tukey's Outlier Screening

GWC-25

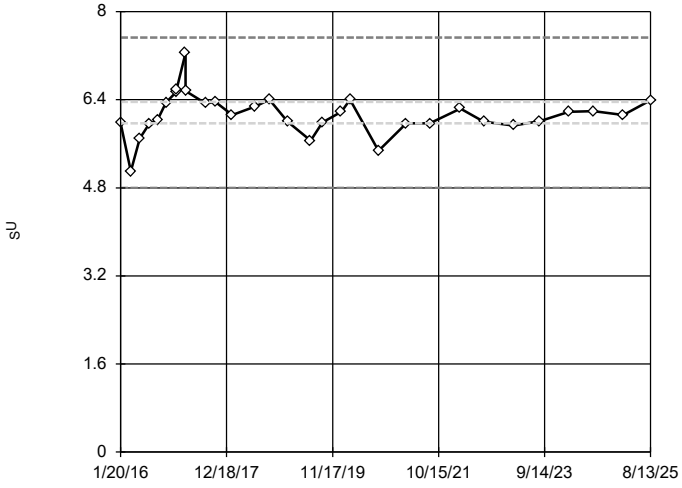


n = 31

No outliers found. Tukey's method selected by user.

Ladder of Powers transformations did not improve normality; analysis run on raw data.

High cutoff = 7.53, low cutoff = 4.8, based on IQR multiplier of 3.

Constituent: pH, Field  Analysis Run 3/25/2026 1:23 PM  View: Tukey's Outlier Test

Plant Wansley  Client: Southern Company  Data: Wansley Landfill

Sanitas™ v.10.1.06 Software licensed to Groundwater Stats Consulting. UG

## Tukey's Outlier Screening

GWC-26

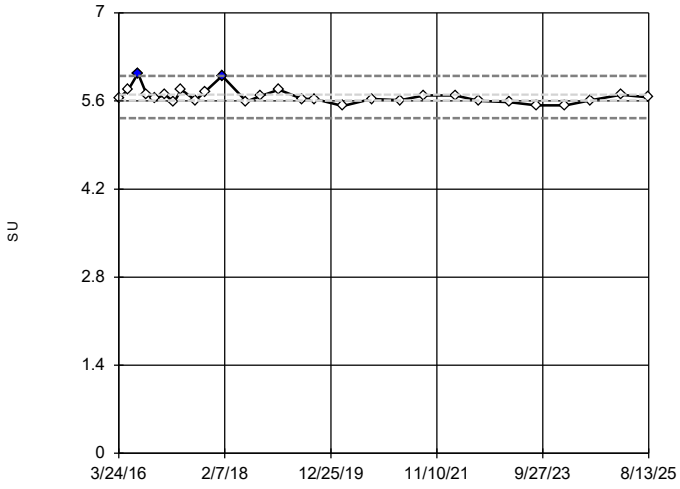


n = 28

Outliers are drawn as solid.
Tukey's method selected by user.

Data were natural log transformed to achieve best W statistic (graph shown in original units).

High cutoff = 5.999, low cutoff = 5.327, based on IQR multiplier of 3.

Constituent: pH, Field  Analysis Run 3/25/2026 1:23 PM  View: Tukey's Outlier Test
Plant Wansley  Client: Southern Company  Data: Wansley Landfill

Sanitas™ v.10.1.06 Software licensed to Groundwater Stats Consulting. UG

## Tukey's Outlier Screening

GWC-27

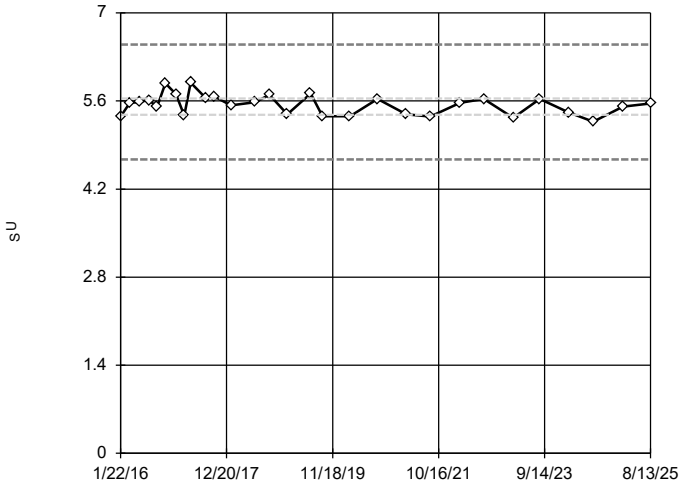


n = 29

No outliers found.
Tukey's method selected by user.

Data were natural log transformed to achieve best W statistic (graph shown in original units).

High cutoff = 6.498, low cutoff = 4.67, based on IQR multiplier of 3.

Constituent: pH, Field  Analysis Run 3/25/2026 1:23 PM  View: Tukey's Outlier Test
Plant Wansley  Client: Southern Company  Data: Wansley Landfill

Sanitas™ v.10.1.06 Software licensed to Groundwater Stats Consulting. UG

## Tukey's Outlier Screening

GWC-30

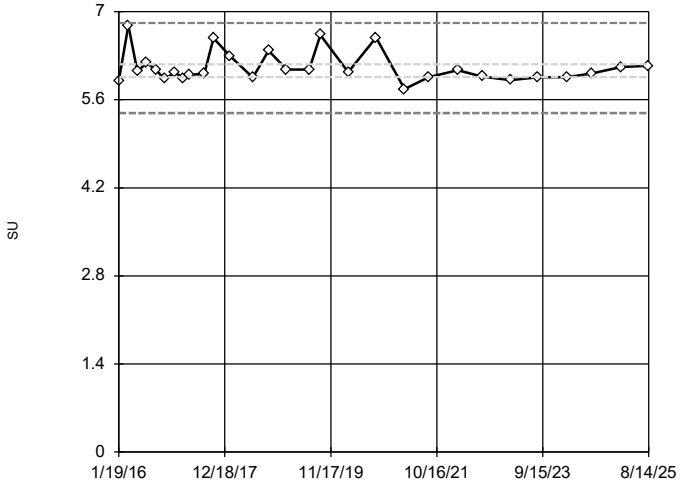


n = 29

No outliers found.
Tukey's method selected by user.

Data were natural log transformed to achieve best W statistic (graph shown in original units).

High cutoff = 6.819, low cutoff = 5.387, based on IQR multiplier of 3.

Constituent: pH, Field  Analysis Run 3/25/2026 1:23 PM  View: Tukey's Outlier Test
Plant Wansley  Client: Southern Company  Data: Wansley Landfill

Sanitas™ v.10.1.06 Software licensed to Groundwater Stats Consulting. UG

## Tukey's Outlier Screening

GWC-31

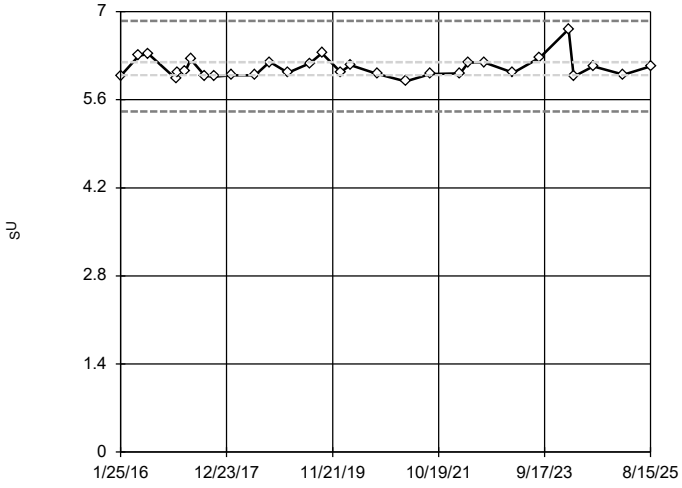


n = 30

No outliers found.
Tukey's method selected by user.

Data were natural log transformed to achieve best W statistic (graph shown in original units).

High cutoff = 6.853, low cutoff = 5.415, based on IQR multiplier of 3.

Constituent: pH, Field  Analysis Run 3/25/2026 1:23 PM  View: Tukey's Outlier Test
Plant Wansley  Client: Southern Company  Data: Wansley Landfill

Sanitas™ v.10.1.06 Software licensed to Groundwater Stats Consulting. UG

## Tukey's Outlier Screening

GWC-32

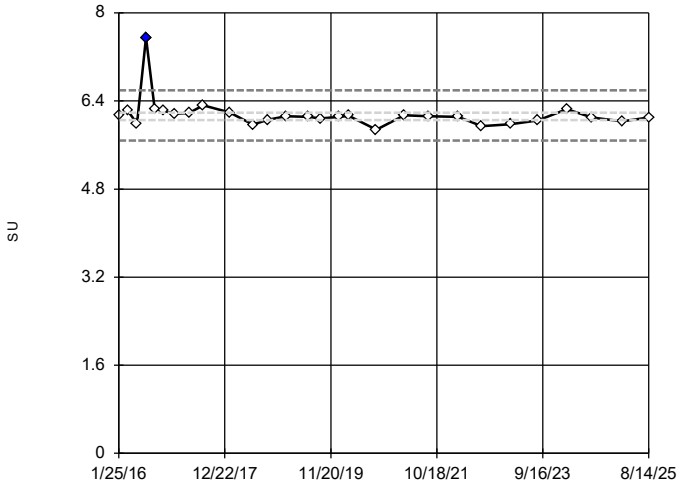


n = 28

Outlier is drawn as solid. Tukey's method selected by user.

Data were natural log transformed to achieve best W statistic (graph shown in original units).

High cutoff = 6.592, low cutoff = 5.681, based on IQR multiplier of 3.

Constituent: pH, Field  Analysis Run 3/25/2026 1:23 PM  View: Tukey's Outlier Test

Plant Wansley  Client: Southern Company  Data: Wansley Landfill

Sanitas™ v.10.1.06 Software licensed to Groundwater Stats Consulting. UG

## Tukey's Outlier Screening

GWC-33

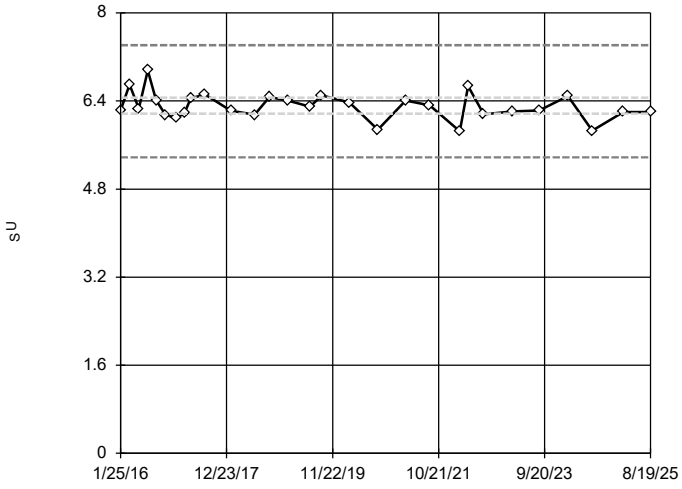


n = 29

No outliers found. Tukey's method selected by user.

Data were natural log transformed to achieve best W statistic (graph shown in original units).

High cutoff = 7.414, low cutoff = 5.376, based on IQR multiplier of 3.

Constituent: pH, Field  Analysis Run 3/25/2026 1:23 PM  View: Tukey's Outlier Test

Plant Wansley  Client: Southern Company  Data: Wansley Landfill

Sanitas™ v.10.1.06 Software licensed to Groundwater Stats Consulting. UG

## Tukey's Outlier Screening

GWC-34

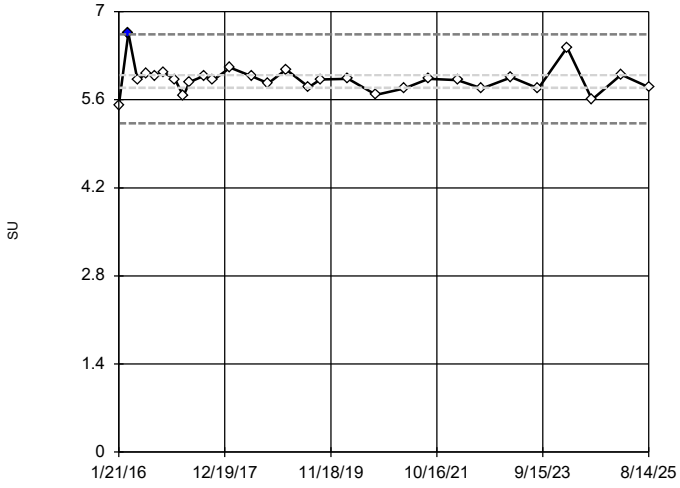


n = 29

Outlier is drawn as solid. Tukey's method selected by user.

Data were natural log transformed to achieve best W statistic (graph shown in original units).

High cutoff = 6.638, low cutoff = 5.226, based on IQR multiplier of 3.

Constituent: pH, Field  Analysis Run 3/25/2026 1:23 PM  View: Tukey's Outlier Test

Plant Wansley  Client: Southern Company  Data: Wansley Landfill

Sanitas™ v.10.1.06 Software licensed to Groundwater Stats Consulting. UG

## Tukey's Outlier Screening

GWC-35

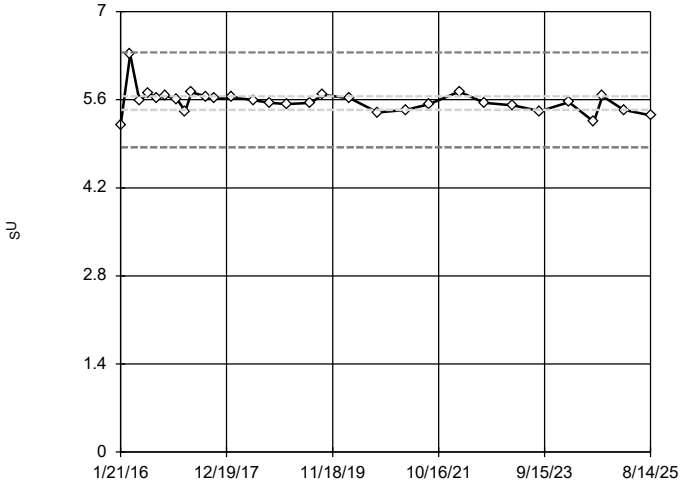


n = 30

No outliers found. Tukey's method selected by user.

Data were natural log transformed to achieve best W statistic (graph shown in original units).

High cutoff = 6.352, low cutoff = 4.843, based on IQR multiplier of 3.

Constituent: pH, Field  Analysis Run 3/25/2026 1:23 PM  View: Tukey's Outlier Test

Plant Wansley  Client: Southern Company  Data: Wansley Landfill

Sanitas™ v.10.1.06 Software licensed to Groundwater Stats Consulting. UG

## Tukey's Outlier Screening

GWA-1 (bg)

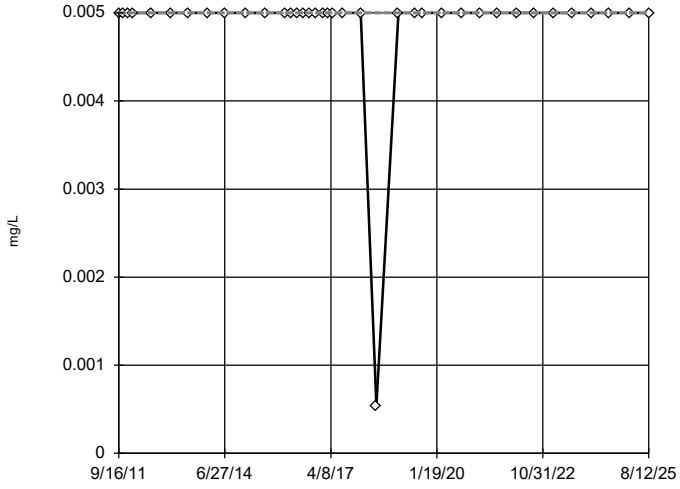


n = 38

No outliers found. Tukey's method selected by user.

Data were square root transformed to achieve best W statistic (graph shown in original units).

The results were invalidated, because the lower and upper quartiles are equal.

Constituent: Selenium Analysis Run 3/25/2026 1:23 PM View: Tukey's Outlier Test

Plant Wansley Client: Southern Company Data: Wansley Landfill

Sanitas™ v.10.1.06 Software licensed to Groundwater Stats Consulting. UG

## Tukey's Outlier Screening

GWA-2 (bg)

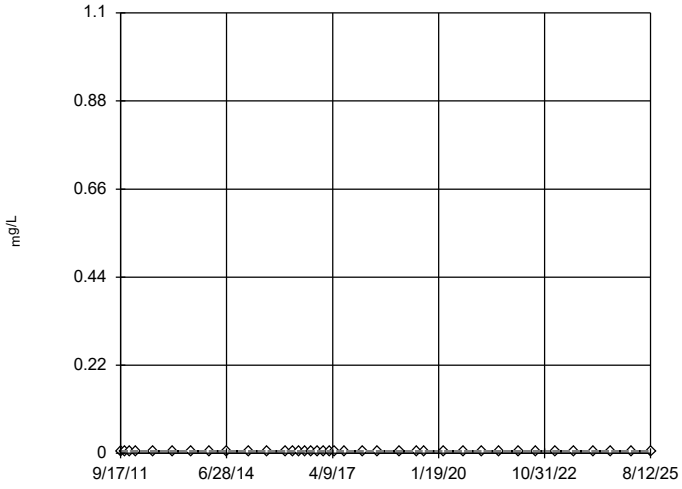


n = 38

No outliers found. Tukey's method selected by user.

All values are the same.

Constituent: Selenium Analysis Run 3/25/2026 1:23 PM View: Tukey's Outlier Test

Plant Wansley Client: Southern Company Data: Wansley Landfill

Sanitas™ v.10.1.06 Software licensed to Groundwater Stats Consulting. UG

## Tukey's Outlier Screening

GWA-3 (bg)

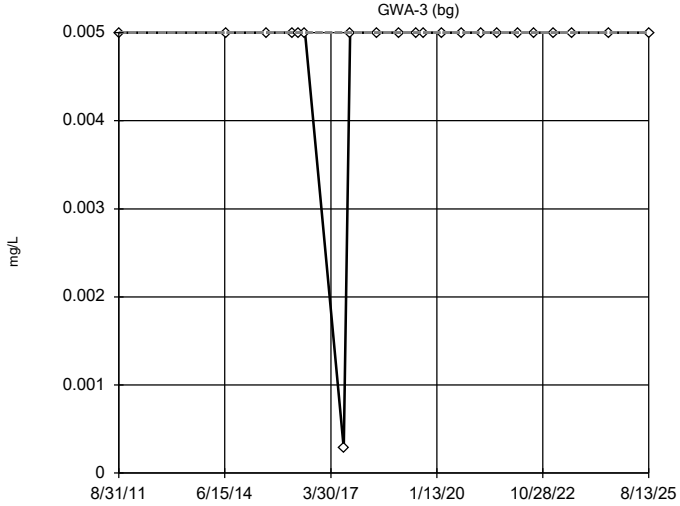


n = 22

No outliers found. Tukey's method selected by user.

Ladder of Powers transformations did not improve normality; analysis run on raw data.

The results were invalidated, because the lower and upper quartiles are equal.

Constituent: Selenium Analysis Run 3/25/2026 1:23 PM View: Tukey's Outlier Test

Plant Wansley Client: Southern Company Data: Wansley Landfill

Sanitas™ v.10.1.06 Software licensed to Groundwater Stats Consulting. UG

## Tukey's Outlier Screening

GWA-4 (bg)

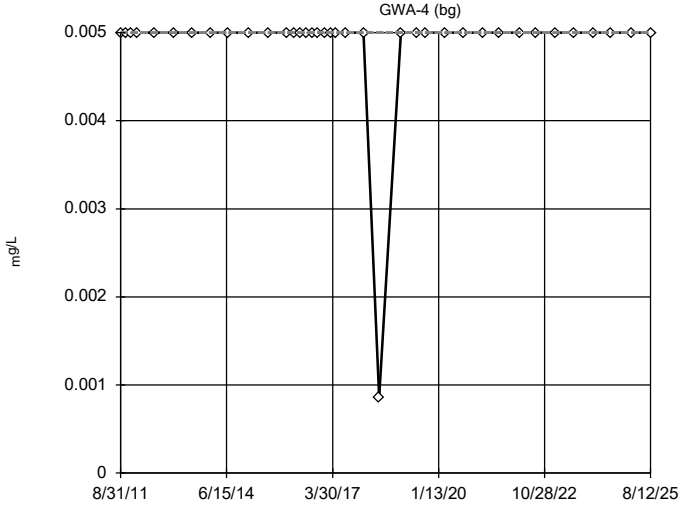


n = 38

No outliers found. Tukey's method selected by user.

Ladder of Powers transformations did not improve normality; analysis run on raw data.

The results were invalidated, because the lower and upper quartiles are equal.

Constituent: Selenium Analysis Run 3/25/2026 1:23 PM View: Tukey's Outlier Test

Plant Wansley Client: Southern Company Data: Wansley Landfill

Sanitas™ v.10.1.06 Software licensed to Groundwater Stats Consulting. UG

## Tukey's Outlier Screening

GWA-28 (bg)

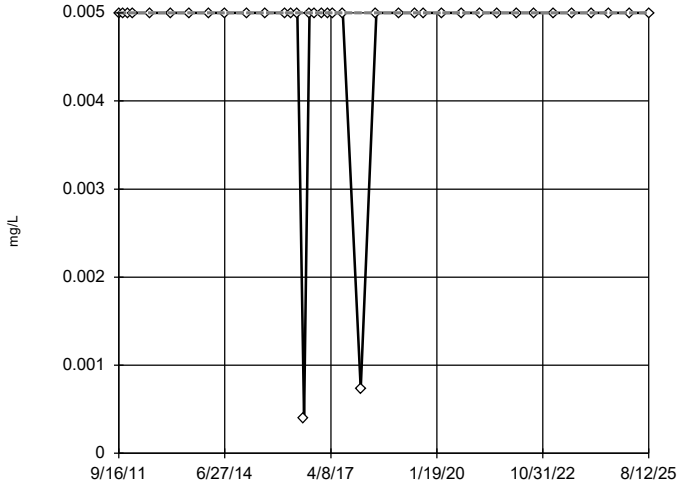


n = 38

No outliers found. Tukey's method selected by user.

Data were natural log transformed to achieve best W statistic (graph shown in original units).

The results were invalidated, because the lower and upper quartiles are equal.

Constituent: Selenium Analysis Run 3/25/2026 1:23 PM View: Tukey's Outlier Test

Plant Wansley Client: Southern Company Data: Wansley Landfill

Sanitas™ v.10.1.06 Software licensed to Groundwater Stats Consulting. UG

## Tukey's Outlier Screening

GWA-29 (bg)

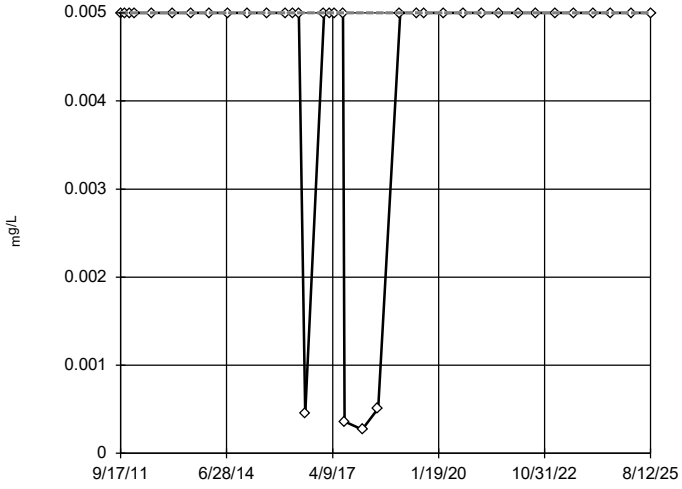


n = 37

No outliers found. Tukey's method selected by user.

Data were natural log transformed to achieve best W statistic (graph shown in original units).

The results were invalidated, because the lower and upper quartiles are equal.

Constituent: Selenium Analysis Run 3/25/2026 1:23 PM View: Tukey's Outlier Test

Plant Wansley Client: Southern Company Data: Wansley Landfill

Sanitas™ v.10.1.06 Software licensed to Groundwater Stats Consulting. UG

## Tukey's Outlier Screening

GWC-5

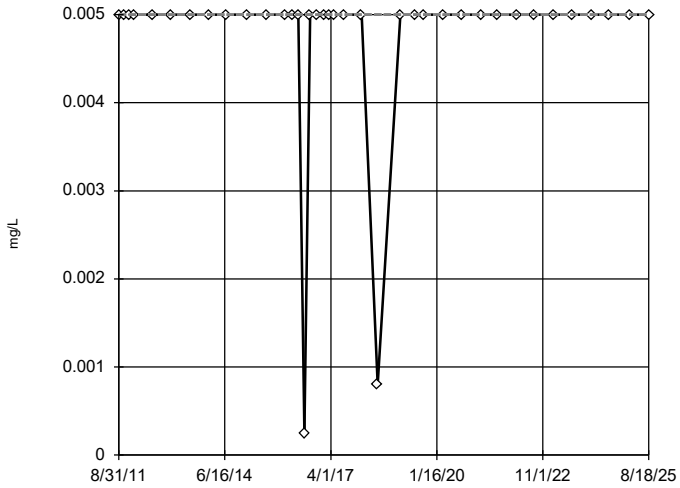


n = 38

No outliers found. Tukey's method selected by user.

Data were cube root transformed to achieve best W statistic (graph shown in original units).

The results were invalidated, because the lower and upper quartiles are equal.

Constituent: Selenium Analysis Run 3/25/2026 1:23 PM View: Tukey's Outlier Test

Plant Wansley Client: Southern Company Data: Wansley Landfill

Sanitas™ v.10.1.06 Software licensed to Groundwater Stats Consulting. UG

## Tukey's Outlier Screening

GWC-6

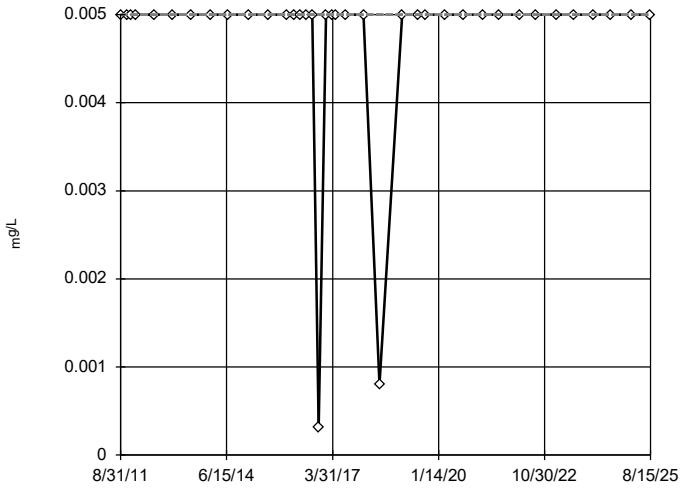


n = 38

No outliers found. Tukey's method selected by user.

Data were natural log transformed to achieve best W statistic (graph shown in original units).

The results were invalidated, because the lower and upper quartiles are equal.

Constituent: Selenium Analysis Run 3/25/2026 1:23 PM View: Tukey's Outlier Test

Plant Wansley Client: Southern Company Data: Wansley Landfill

Sanitas™ v.10.1.06 Software licensed to Groundwater Stats Consulting. UG

## Tukey's Outlier Screening

GWC-7

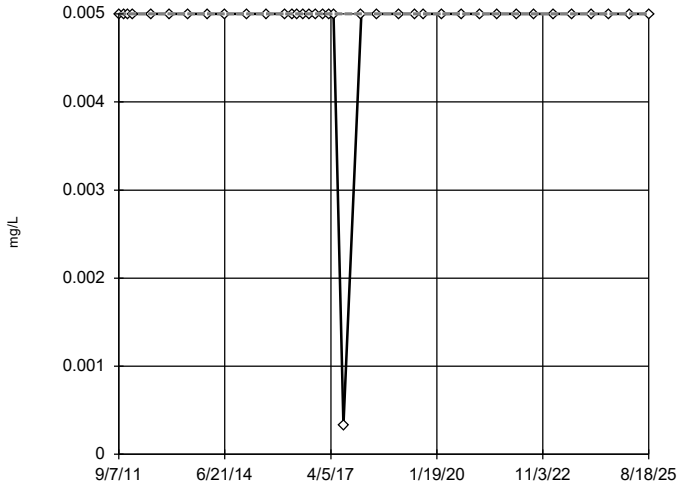


n = 38

No outliers found. Tukey's method selected by user.

Data were square transformed to achieve best W statistic (graph shown in original units).

The results were invalidated, because the lower and upper quartiles are equal.

Constituent: Selenium Analysis Run 3/25/2026 1:23 PM View: Tukey's Outlier Test

Plant Wansley Client: Southern Company Data: Wansley Landfill

Sanitas™ v.10.1.06 Software licensed to Groundwater Stats Consulting. UG

## Tukey's Outlier Screening

GWC-8

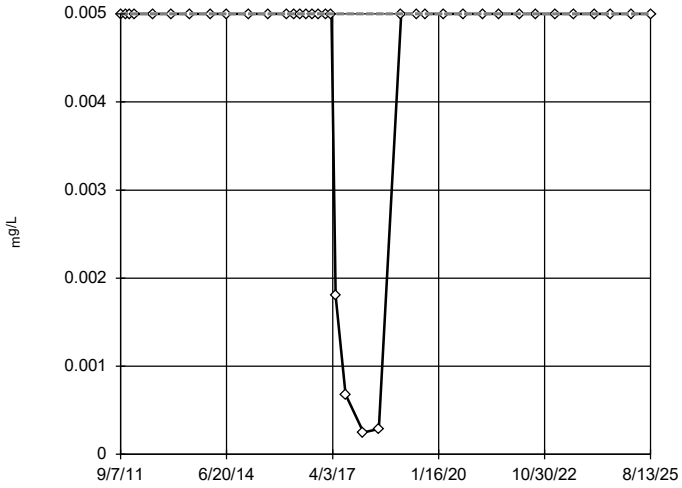


n = 38

No outliers found. Tukey's method selected by user.

Data were square root transformed to achieve best W statistic (graph shown in original units).

The results were invalidated, because the lower and upper quartiles are equal.

Constituent: Selenium Analysis Run 3/25/2026 1:23 PM View: Tukey's Outlier Test

Plant Wansley Client: Southern Company Data: Wansley Landfill

Sanitas™ v.10.1.06 Software licensed to Groundwater Stats Consulting. UG

## Tukey's Outlier Screening

GWC-9

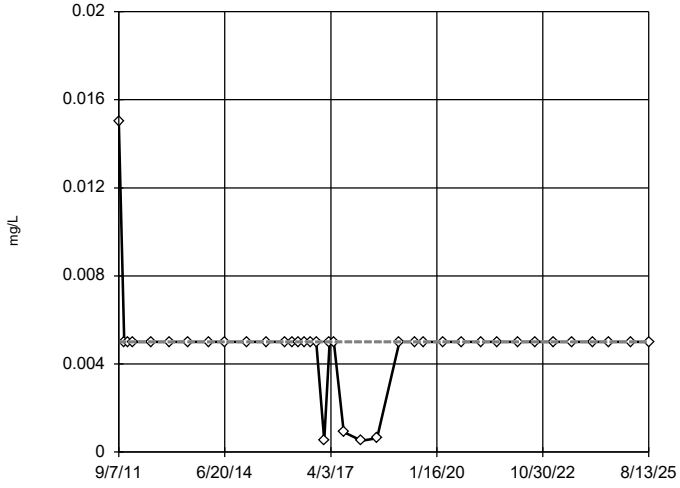


n = 38

No outliers found. Tukey's method selected by user.

Data were square root transformed to achieve best W statistic (graph shown in original units).

The results were invalidated, because the lower and upper quartiles are equal.

Constituent: Selenium Analysis Run 3/25/2026 1:24 PM View: Tukey's Outlier Test

Plant Wansley Client: Southern Company Data: Wansley Landfill

Sanitas™ v.10.1.06 Software licensed to Groundwater Stats Consulting. UG

## Tukey's Outlier Screening

GWC-10

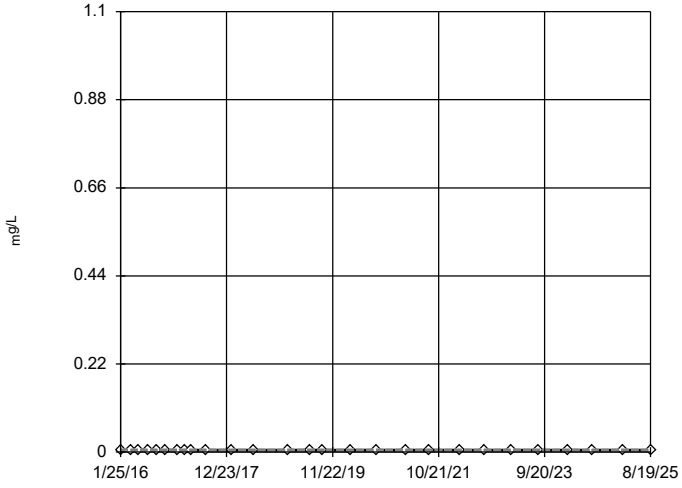


n = 27

No outliers found. Tukey's method selected by user.

All values are the same.

Constituent: Selenium Analysis Run 3/25/2026 1:24 PM View: Tukey's Outlier Test

Plant Wansley Client: Southern Company Data: Wansley Landfill

Sanitas™ v.10.1.06 Software licensed to Groundwater Stats Consulting. UG

## Tukey's Outlier Screening

GWC-11

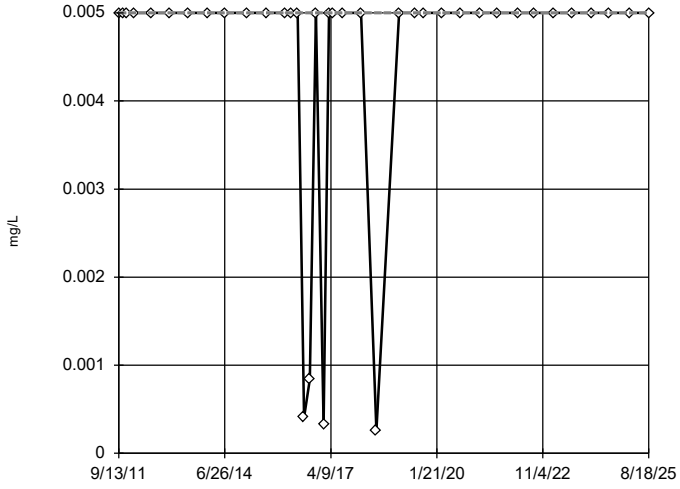


n = 38

No outliers found. Tukey's method selected by user.

Data were natural log transformed to achieve best W statistic (graph shown in original units).

The results were invalidated, because the lower and upper quartiles are equal.

Constituent: Selenium Analysis Run 3/25/2026 1:24 PM View: Tukey's Outlier Test

Plant Wansley Client: Southern Company Data: Wansley Landfill

Sanitas™ v.10.1.06 Software licensed to Groundwater Stats Consulting. UG

## Tukey's Outlier Screening

GWC-12

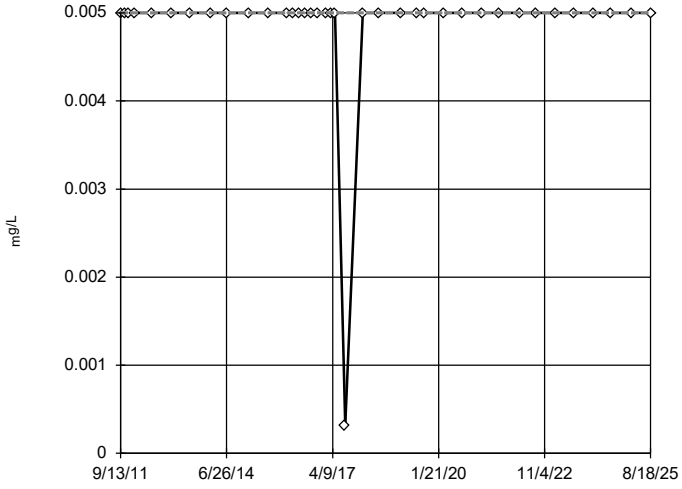


n = 38

No outliers found. Tukey's method selected by user.

Data were x^6 transformed to achieve best W statistic (graph shown in original units).

The results were invalidated, because the lower and upper quartiles are equal.

Constituent: Selenium Analysis Run 3/25/2026 1:24 PM View: Tukey's Outlier Test

Plant Wansley Client: Southern Company Data: Wansley Landfill

Sanitas™ v.10.1.06 Software licensed to Groundwater Stats Consulting. UG

## Tukey's Outlier Screening

GWC-13

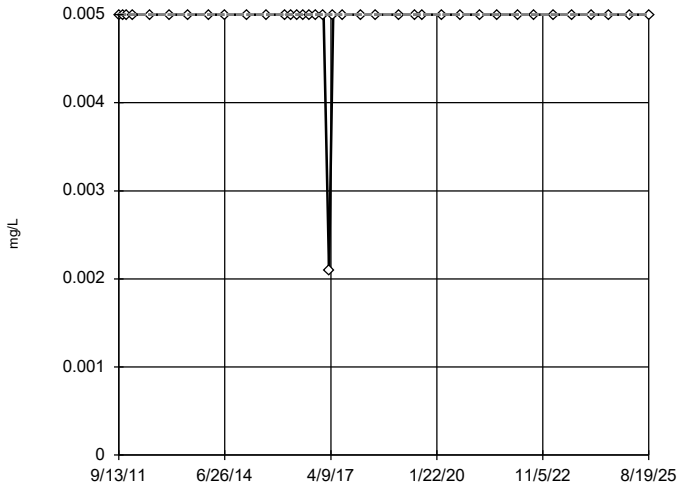


n = 38

No outliers found. Tukey's method selected by user.

Data were x^5 transformed to achieve best W statistic (graph shown in original units).

The results were invalidated, because the lower and upper quartiles are equal.

Constituent: Selenium Analysis Run 3/25/2026 1:24 PM View: Tukey's Outlier Test

Plant Wansley Client: Southern Company Data: Wansley Landfill

Sanitas™ v.10.1.06 Software licensed to Groundwater Stats Consulting. UG

## Tukey's Outlier Screening

GWC-14

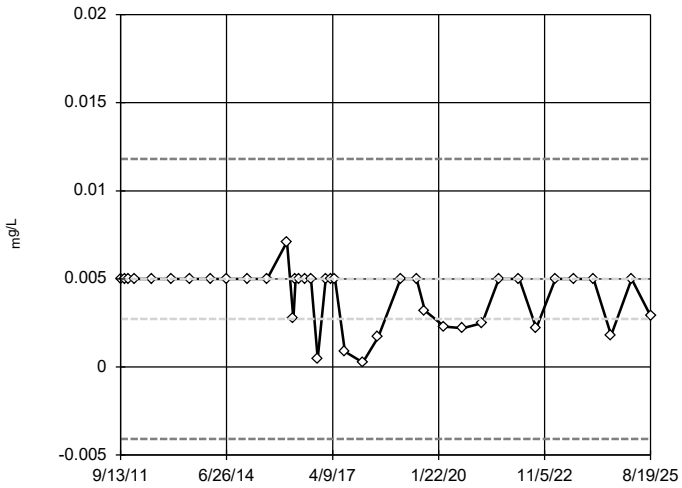


n = 39

No outliers found. Tukey's method selected by user.

Ladder of Powers transformations did not improve normality; analysis run on raw data.

High cutoff = 0.01181, low cutoff = -0.00408, based on IQR multiplier of 3.

Constituent: Selenium Analysis Run 3/25/2026 1:24 PM View: Tukey's Outlier Test

Plant Wansley Client: Southern Company Data: Wansley Landfill

Sanitas™ v.10.1.06 Software licensed to Groundwater Stats Consulting. UG

## Tukey's Outlier Screening

GWC-15

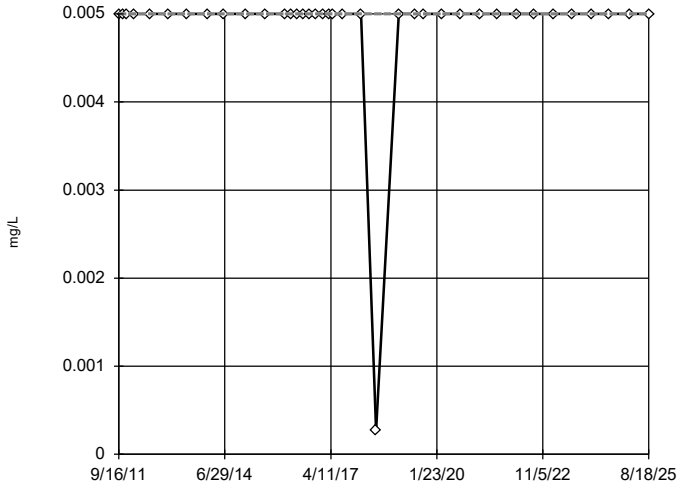


n = 38

No outliers found. Tukey's method selected by user.

Data were natural log transformed to achieve best W statistic (graph shown in original units).

The results were invalidated, because the lower and upper quartiles are equal.

Constituent: Selenium Analysis Run 3/25/2026 1:24 PM View: Tukey's Outlier Test

Plant Wansley Client: Southern Company Data: Wansley Landfill

Sanitas™ v.10.1.06 Software licensed to Groundwater Stats Consulting. UG

## Tukey's Outlier Screening

GWC-16

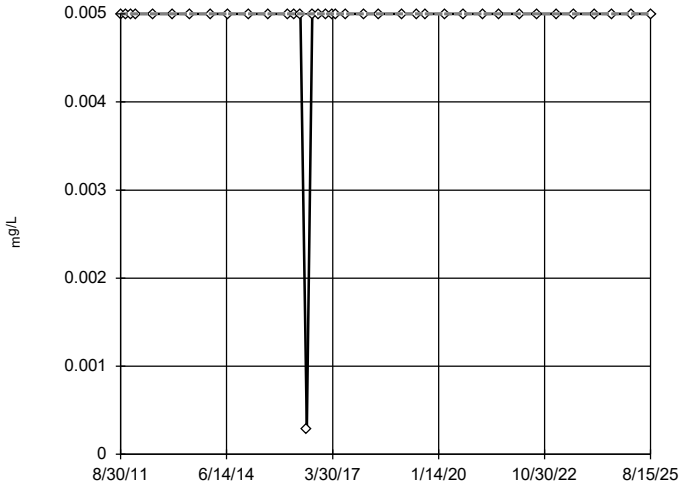


n = 38

No outliers found. Tukey's method selected by user.

Data were x^5 transformed to achieve best W statistic (graph shown in original units).

The results were invalidated, because the lower and upper quartiles are equal.

Constituent: Selenium Analysis Run 3/25/2026 1:24 PM View: Tukey's Outlier Test

Plant Wansley Client: Southern Company Data: Wansley Landfill

Sanitas™ v.10.1.06 Software licensed to Groundwater Stats Consulting. UG

## Tukey's Outlier Screening

GWC-17

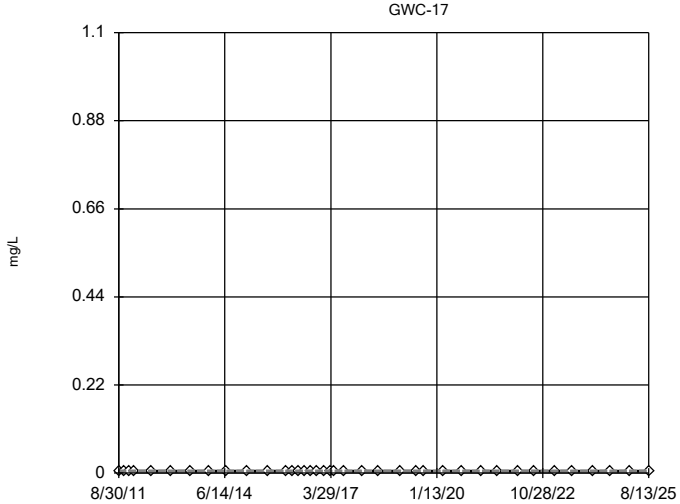


n = 38

No outliers found. Tukey's method selected by user.

All values are the same.

Constituent: Selenium Analysis Run 3/25/2026 1:24 PM View: Tukey's Outlier Test

Plant Wansley Client: Southern Company Data: Wansley Landfill

Sanitas™ v.10.1.06 Software licensed to Groundwater Stats Consulting. UG

## Tukey's Outlier Screening

GWC-18

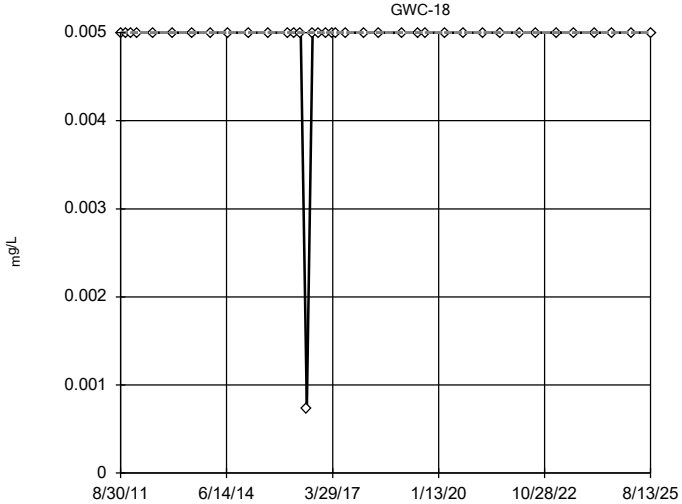


n = 38

No outliers found. Tukey's method selected by user.

Data were cube transformed to achieve best W statistic (graph shown in original units).

The results were invalidated, because the lower and upper quartiles are equal.

Constituent: Selenium Analysis Run 3/25/2026 1:24 PM View: Tukey's Outlier Test

Plant Wansley Client: Southern Company Data: Wansley Landfill

Sanitas™ v.10.1.06 Software licensed to Groundwater Stats Consulting. UG

## Tukey's Outlier Screening

GWC-19

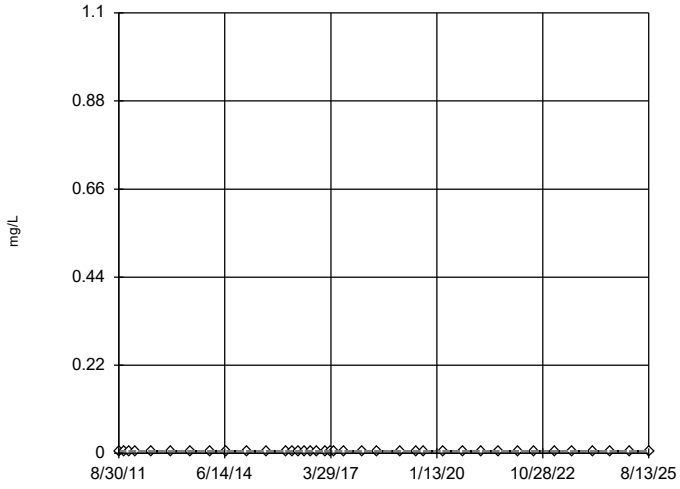


n = 38

No outliers found. Tukey's method selected by user.

All values are the same.

Constituent: Selenium Analysis Run 3/25/2026 1:24 PM View: Tukey's Outlier Test

Plant Wansley Client: Southern Company Data: Wansley Landfill

Sanitas™ v.10.1.06 Software licensed to Groundwater Stats Consulting. UG

## Tukey's Outlier Screening

GWC-20

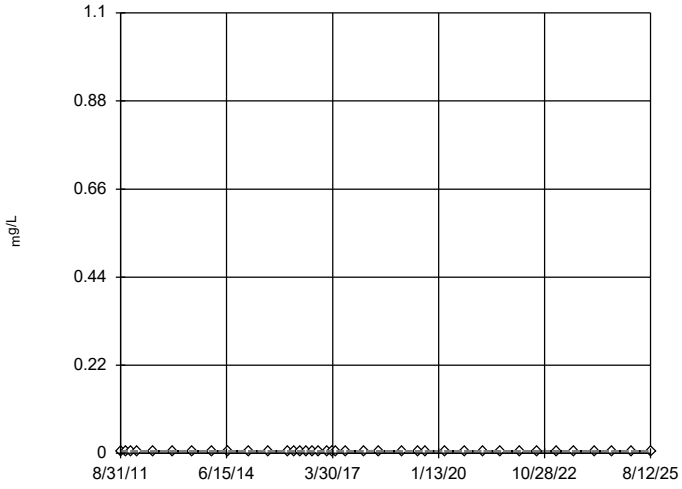


n = 38

No outliers found. Tukey's method selected by user.

All values are the same.

Constituent: Selenium Analysis Run 3/25/2026 1:24 PM View: Tukey's Outlier Test

Plant Wansley Client: Southern Company Data: Wansley Landfill

Sanitas™ v.10.1.06 Software licensed to Groundwater Stats Consulting. UG

## Tukey's Outlier Screening

GWC-21

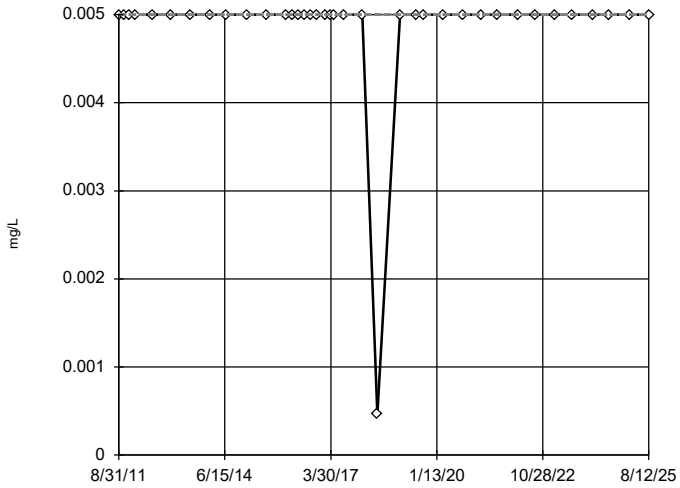


n = 38

No outliers found. Tukey's method selected by user.

Data were cube root transformed to achieve best W statistic (graph shown in original units).

The results were invalidated, because the lower and upper quartiles are equal.

Constituent: Selenium Analysis Run 3/25/2026 1:24 PM View: Tukey's Outlier Test

Plant Wansley Client: Southern Company Data: Wansley Landfill

Sanitas™ v.10.1.06 Software licensed to Groundwater Stats Consulting. UG

## Tukey's Outlier Screening

GWC-22

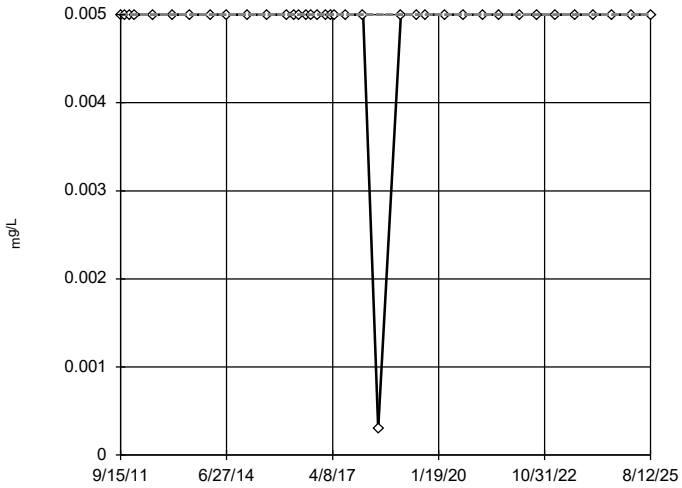


n = 38

No outliers found. Tukey's method selected by user.

Data were x^6 transformed to achieve best W statistic (graph shown in original units).

The results were invalidated, because the lower and upper quartiles are equal.

Constituent: Selenium Analysis Run 3/25/2026 1:24 PM View: Tukey's Outlier Test

Plant Wansley Client: Southern Company Data: Wansley Landfill

Sanitas™ v.10.1.06 Software licensed to Groundwater Stats Consulting. UG

## Tukey's Outlier Screening

GWC-23

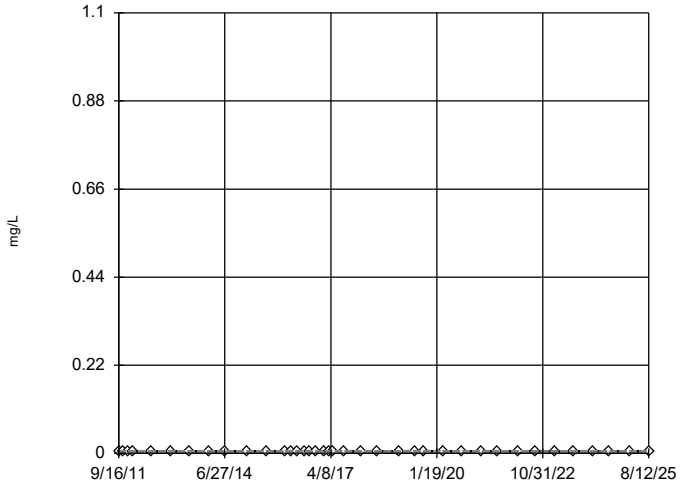


n = 38

No outliers found. Tukey's method selected by user.

All values are the same.

Constituent: Selenium Analysis Run 3/25/2026 1:24 PM View: Tukey's Outlier Test

Plant Wansley Client: Southern Company Data: Wansley Landfill

Sanitas™ v.10.1.06 Software licensed to Groundwater Stats Consulting. UG

## Tukey's Outlier Screening

GWC-24

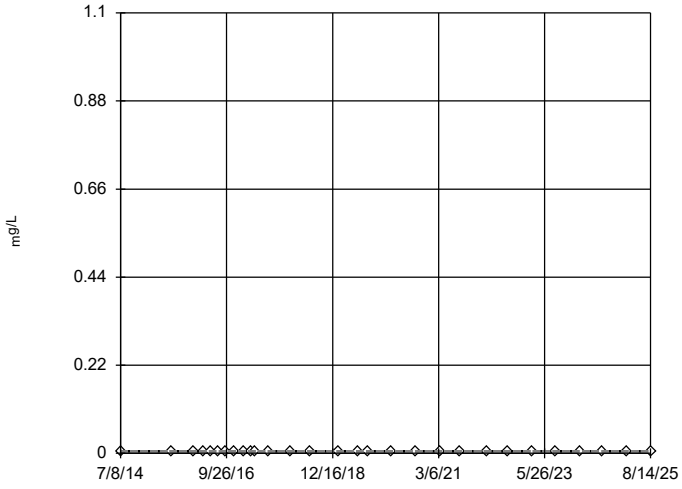


n = 29

No outliers found. Tukey's method selected by user.

All values are the same.

Constituent: Selenium Analysis Run 3/25/2026 1:24 PM View: Tukey's Outlier Test

Plant Wansley Client: Southern Company Data: Wansley Landfill

Sanitas™ v.10.1.06 Software licensed to Groundwater Stats Consulting. UG

## Tukey's Outlier Screening

GWC-25

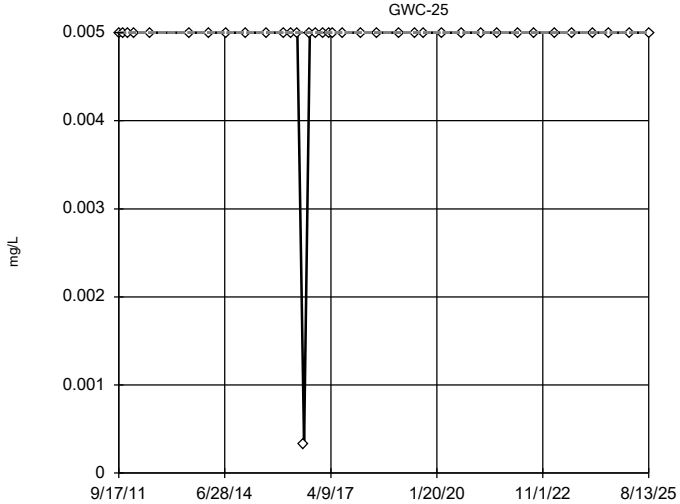


n = 37

No outliers found. Tukey's method selected by user.

Data were cube transformed to achieve best W statistic (graph shown in original units).

The results were invalidated, because the lower and upper quartiles are equal.

Constituent: Selenium Analysis Run 3/25/2026 1:24 PM View: Tukey's Outlier Test

Plant Wansley Client: Southern Company Data: Wansley Landfill

Sanitas™ v.10.1.06 Software licensed to Groundwater Stats Consulting. UG

## Tukey's Outlier Screening

GWC-26

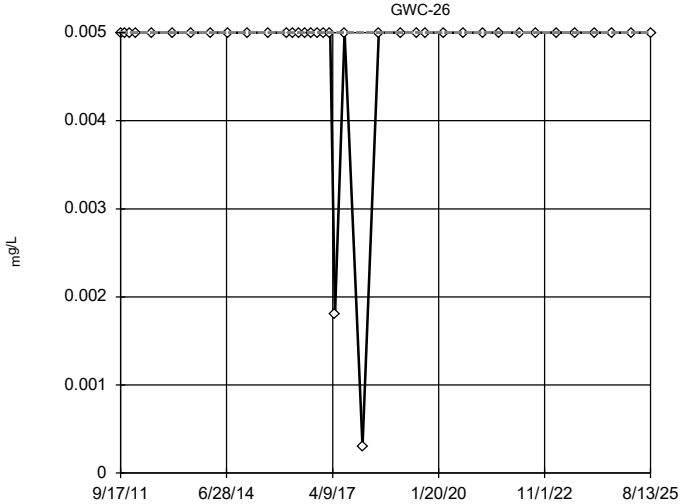


n = 38

No outliers found. Tukey's method selected by user.

Ladder of Powers transformations did not improve normality; analysis run on raw data.

The results were invalidated, because the lower and upper quartiles are equal.

Constituent: Selenium Analysis Run 3/25/2026 1:24 PM View: Tukey's Outlier Test

Plant Wansley Client: Southern Company Data: Wansley Landfill

Sanitas™ v.10.1.06 Software licensed to Groundwater Stats Consulting. UG

## Tukey's Outlier Screening

GWC-27

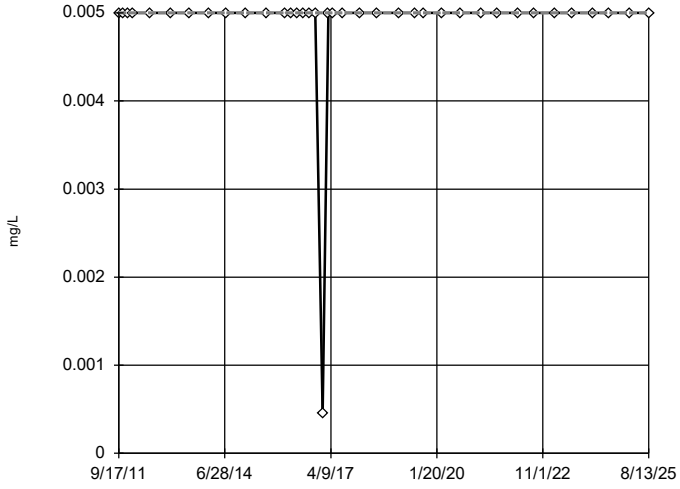


n = 38

No outliers found. Tukey's method selected by user.

Data were x^5 transformed to achieve best W statistic (graph shown in original units).

The results were invalidated, because the lower and upper quartiles are equal.

Constituent: Selenium Analysis Run 3/25/2026 1:24 PM View: Tukey's Outlier Test

Plant Wansley Client: Southern Company Data: Wansley Landfill

Sanitas™ v.10.1.06 Software licensed to Groundwater Stats Consulting. UG

## Tukey's Outlier Screening

GWC-30

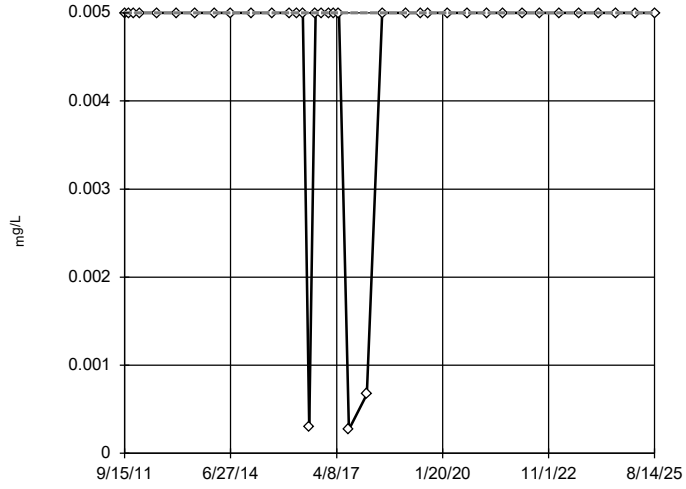


n = 38

No outliers found. Tukey's method selected by user.

Data were natural log transformed to achieve best W statistic (graph shown in original units).

The results were invalidated, because the lower and upper quartiles are equal.

Constituent: Selenium Analysis Run 3/25/2026 1:24 PM View: Tukey's Outlier Test

Plant Wansley Client: Southern Company Data: Wansley Landfill

Sanitas™ v.10.1.06 Software licensed to Groundwater Stats Consulting. UG

## Tukey's Outlier Screening

GWC-31

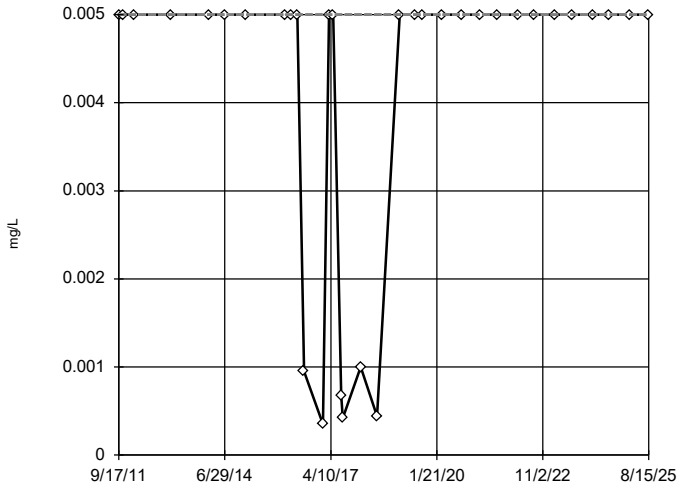


n = 33

No outliers found. Tukey's method selected by user.

Data were natural log transformed to achieve best W statistic (graph shown in original units).

The results were invalidated, because the lower and upper quartiles are equal.

Constituent: Selenium Analysis Run 3/25/2026 1:24 PM View: Tukey's Outlier Test

Plant Wansley Client: Southern Company Data: Wansley Landfill

Sanitas™ v.10.1.06 Software licensed to Groundwater Stats Consulting. UG

## Tukey's Outlier Screening

GWC-32

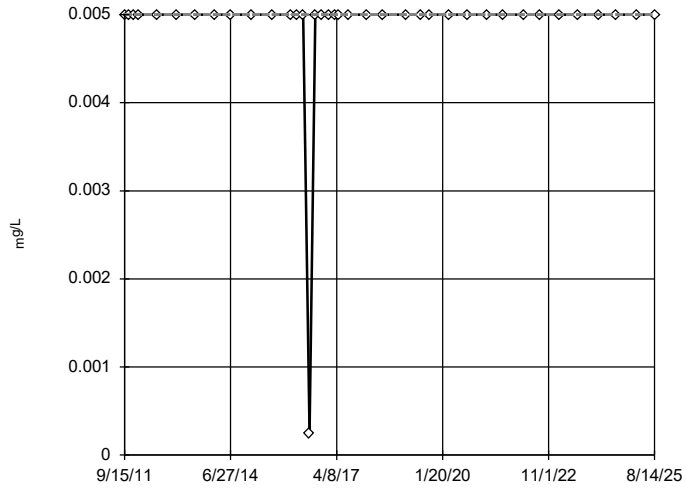


n = 38

No outliers found. Tukey's method selected by user.

Data were cube transformed to achieve best W statistic (graph shown in original units).

The results were invalidated, because the lower and upper quartiles are equal.

Constituent: Selenium Analysis Run 3/25/2026 1:24 PM View: Tukey's Outlier Test

Plant Wansley Client: Southern Company Data: Wansley Landfill

Sanitas™ v.10.1.06 Software licensed to Groundwater Stats Consulting. UG

## Tukey's Outlier Screening

GWC-33

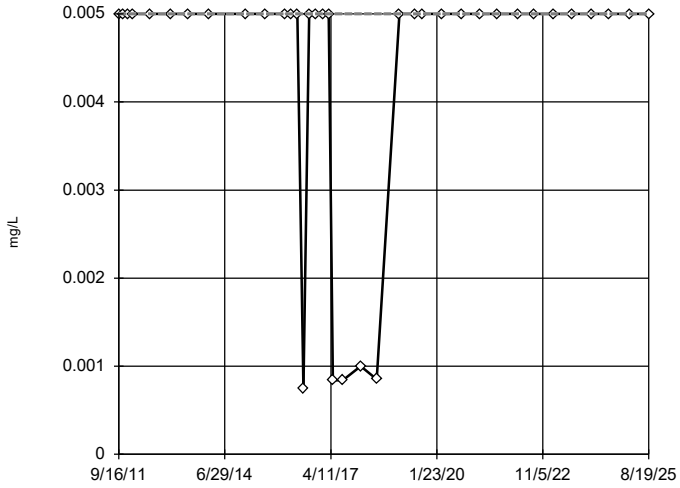


n = 37

No outliers found. Tukey's method selected by user.

Data were natural log transformed to achieve best W statistic (graph shown in original units).

The results were invalidated, because the lower and upper quartiles are equal.

Constituent: Selenium Analysis Run 3/25/2026 1:24 PM View: Tukey's Outlier Test

Plant Wansley Client: Southern Company Data: Wansley Landfill

Sanitas™ v.10.1.06 Software licensed to Groundwater Stats Consulting. UG

## Tukey's Outlier Screening

GWC-34

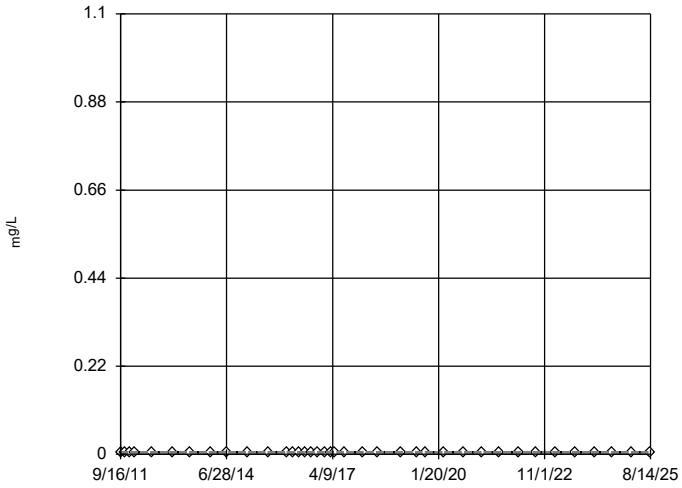


n = 38

No outliers found. Tukey's method selected by user.

All values are the same.

Constituent: Selenium Analysis Run 3/25/2026 1:24 PM View: Tukey's Outlier Test

Plant Wansley Client: Southern Company Data: Wansley Landfill

Sanitas™ v.10.1.06 Software licensed to Groundwater Stats Consulting. UG

## Tukey's Outlier Screening

GWC-35

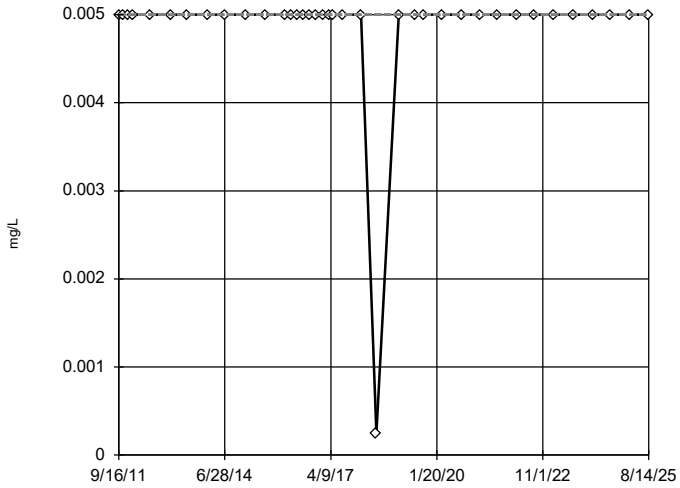


n = 38

No outliers found. Tukey's method selected by user.

Data were cube transformed to achieve best W statistic (graph shown in original units).

The results were invalidated, because the lower and upper quartiles are equal.

Constituent: Selenium Analysis Run 3/25/2026 1:24 PM View: Tukey's Outlier Test

Plant Wansley Client: Southern Company Data: Wansley Landfill

Sanitas™ v.10.1.06 Software licensed to Groundwater Stats Consulting. UG

## Tukey's Outlier Screening

GWA-1 (bg)

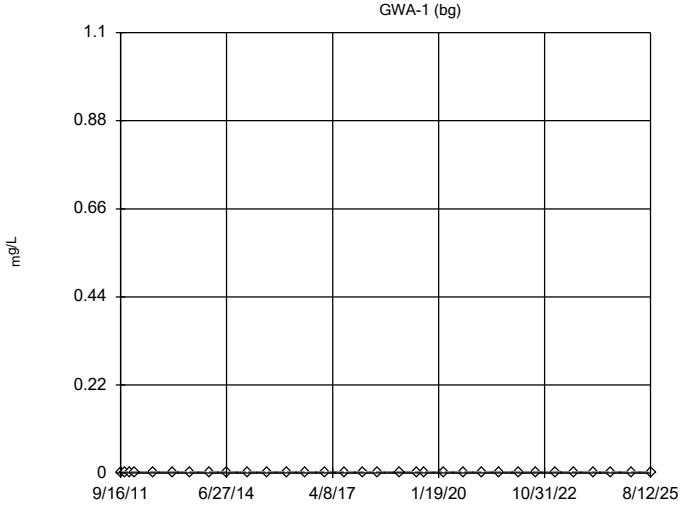


n = 32

No outliers found. Tukey's method selected by user.

All values are the same.

Constituent: Silver Analysis Run 3/25/2026 1:24 PM View: Tukey's Outlier Test

Plant Wansley Client: Southern Company Data: Wansley Landfill

Sanitas™ v.10.1.06 Software licensed to Groundwater Stats Consulting. UG

## Tukey's Outlier Screening

GWA-2 (bg)

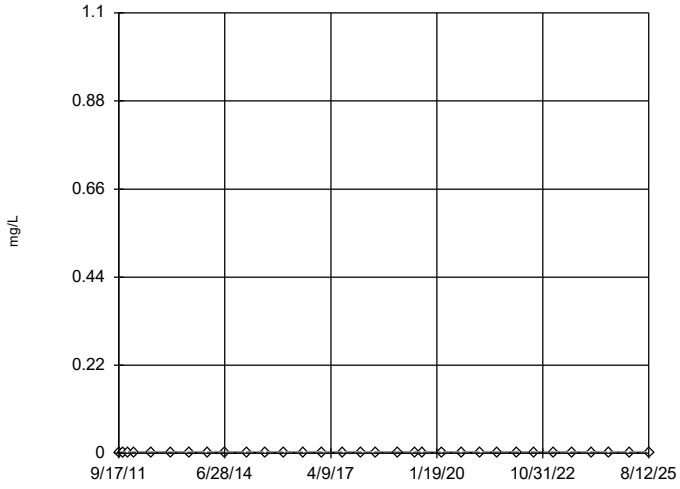


n = 32

No outliers found. Tukey's method selected by user.

All values are the same.

Constituent: Silver Analysis Run 3/25/2026 1:24 PM View: Tukey's Outlier Test

Plant Wansley Client: Southern Company Data: Wansley Landfill

Sanitas™ v.10.1.06 Software licensed to Groundwater Stats Consulting. UG

## Tukey's Outlier Screening

GWA-3 (bg)

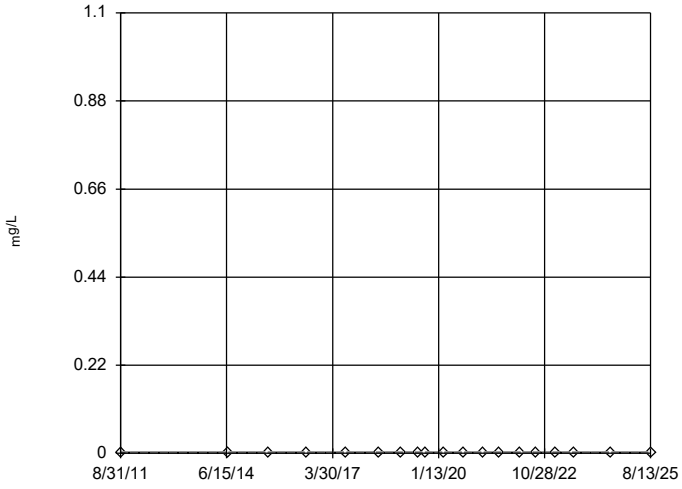


n = 19

No outliers found. Tukey's method selected by user.

All values are the same.

Constituent: Silver Analysis Run 3/25/2026 1:24 PM View: Tukey's Outlier Test

Plant Wansley Client: Southern Company Data: Wansley Landfill

Sanitas™ v.10.1.06 Software licensed to Groundwater Stats Consulting. UG

## Tukey's Outlier Screening

GWA-4 (bg)

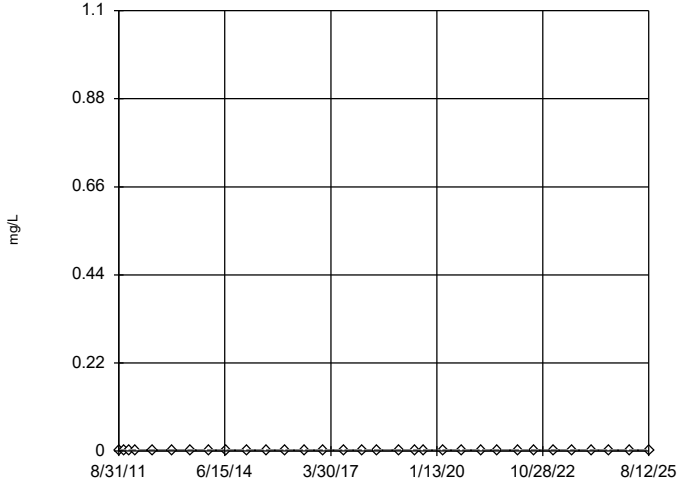


n = 32

No outliers found. Tukey's method selected by user.

All values are the same.

Constituent: Silver Analysis Run 3/25/2026 1:24 PM View: Tukey's Outlier Test

Plant Wansley Client: Southern Company Data: Wansley Landfill

Sanitas™ v.10.1.06 Software licensed to Groundwater Stats Consulting. UG

## Tukey's Outlier Screening

GWA-28 (bg)

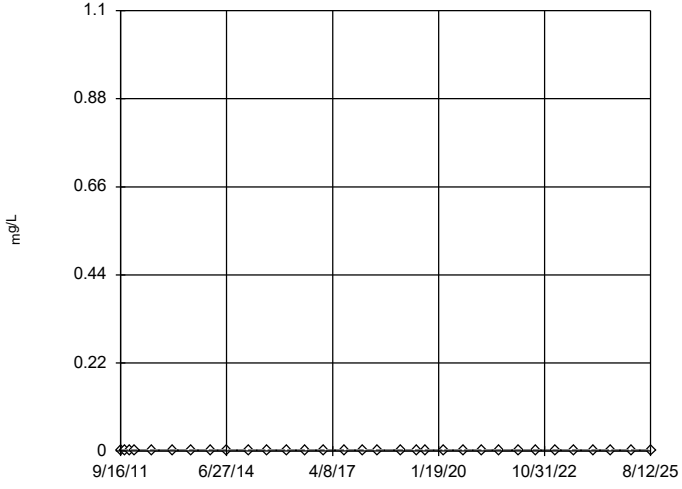


n = 32

No outliers found. Tukey's method selected by user.

All values are the same.

Constituent: Silver Analysis Run 3/25/2026 1:24 PM View: Tukey's Outlier Test

Plant Wansley Client: Southern Company Data: Wansley Landfill

Sanitas™ v.10.1.06 Software licensed to Groundwater Stats Consulting. UG

## Tukey's Outlier Screening

GWA-29 (bg)

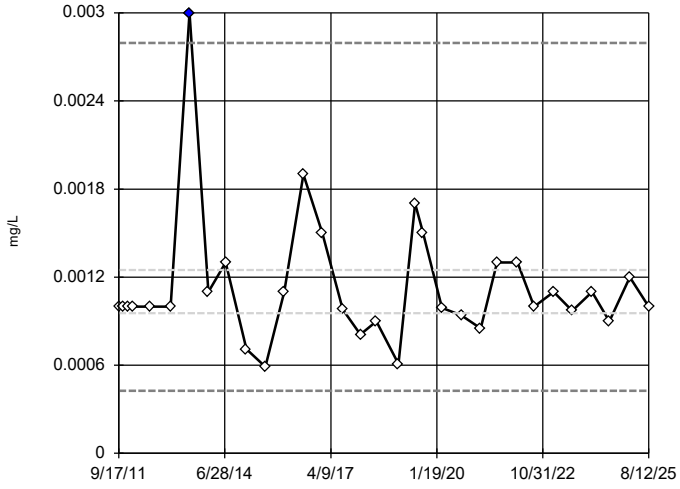


n = 32

Outlier is drawn as solid. Tukey's method selected by user.

Data were natural log transformed to achieve best W statistic (graph shown in original units).

High cutoff = 0.002795, low cutoff = 0.0004267, based on IQR multiplier of 3.

Constituent: Silver Analysis Run 3/25/2026 1:24 PM View: Tukey's Outlier Test

Plant Wansley Client: Southern Company Data: Wansley Landfill

Sanitas™ v.10.1.06 Software licensed to Groundwater Stats Consulting. UG

## Tukey's Outlier Screening

GWC-5

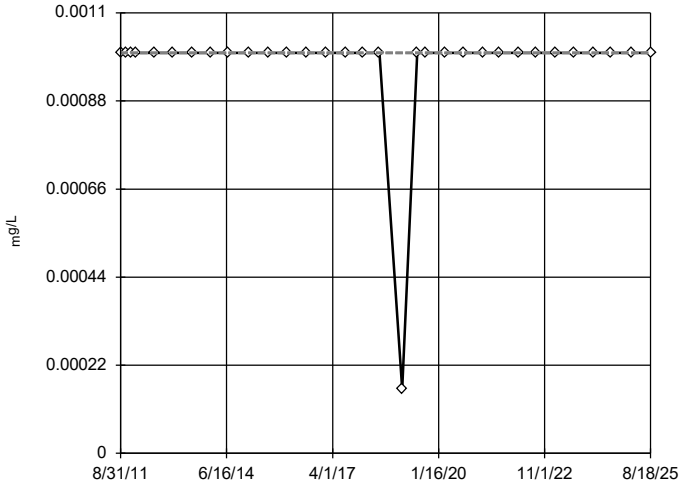


n = 32

No outliers found. Tukey's method selected by user.

Ladder of Powers transformations did not improve normality; analysis run on raw data.

The results were invalidated, because the lower and upper quartiles are equal.

Constituent: Silver Analysis Run 3/25/2026 1:24 PM View: Tukey's Outlier Test

Plant Wansley Client: Southern Company Data: Wansley Landfill

Sanitas™ v.10.1.06 Software licensed to Groundwater Stats Consulting. UG

## Tukey's Outlier Screening

GWC-6

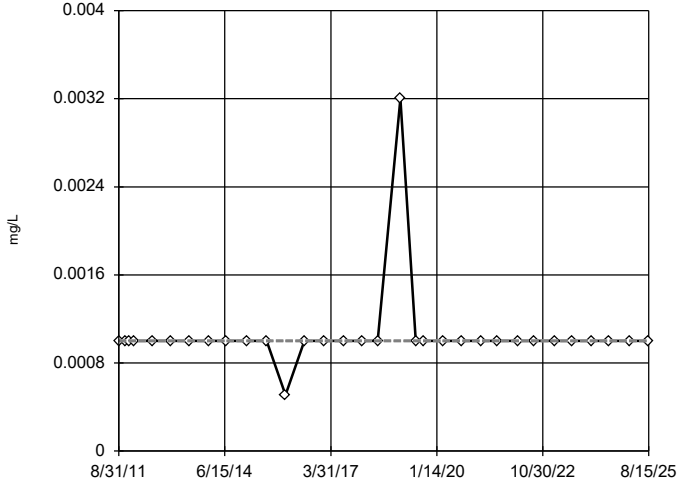


n = 32

No outliers found. Tukey's method selected by user.

Data were natural log transformed to achieve best W statistic (graph shown in original units).

The results were invalidated, because the lower and upper quartiles are equal.

Constituent: Silver Analysis Run 3/25/2026 1:24 PM View: Tukey's Outlier Test

Plant Wansley Client: Southern Company Data: Wansley Landfill

Sanitas™ v.10.1.06 Software licensed to Groundwater Stats Consulting. UG

## Tukey's Outlier Screening

GWC-7

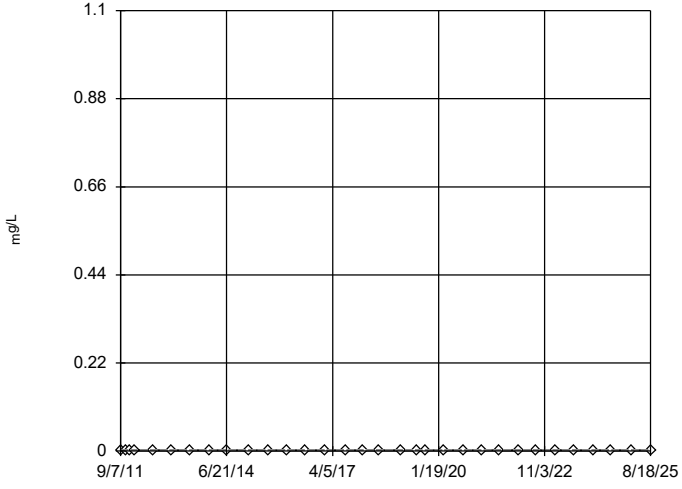


n = 32

No outliers found. Tukey's method selected by user.

All values are the same.

Constituent: Silver Analysis Run 3/25/2026 1:24 PM View: Tukey's Outlier Test

Plant Wansley Client: Southern Company Data: Wansley Landfill

Sanitas™ v.10.1.06 Software licensed to Groundwater Stats Consulting. UG

## Tukey's Outlier Screening

GWC-8

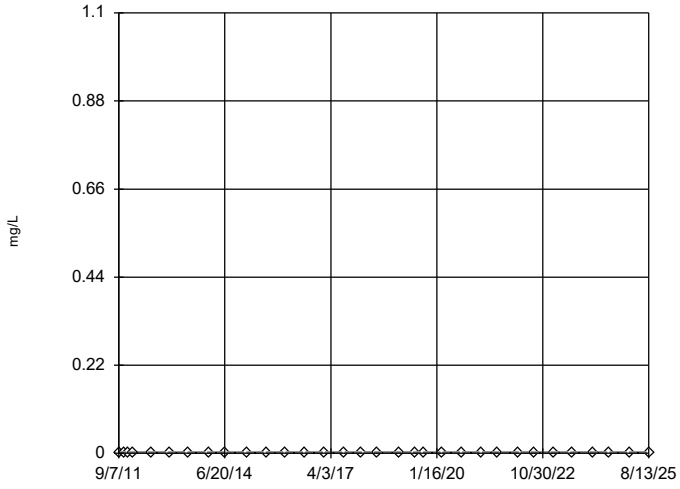


n = 32

No outliers found. Tukey's method selected by user.

All values are the same.

Constituent: Silver Analysis Run 3/25/2026 1:24 PM View: Tukey's Outlier Test

Plant Wansley Client: Southern Company Data: Wansley Landfill

Sanitas™ v.10.1.06 Software licensed to Groundwater Stats Consulting. UG

## Tukey's Outlier Screening

GWC-9

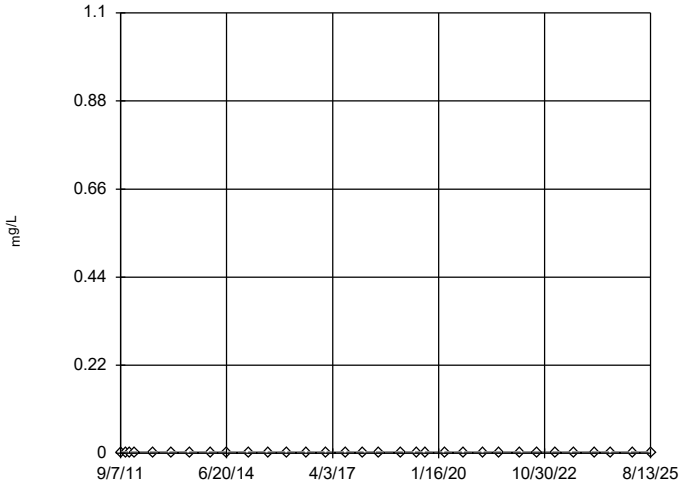


n = 32

No outliers found. Tukey's method selected by user.

All values are the same.

Constituent: Silver Analysis Run 3/25/2026 1:24 PM View: Tukey's Outlier Test

Plant Wansley Client: Southern Company Data: Wansley Landfill

Sanitas™ v.10.1.06 Software licensed to Groundwater Stats Consulting. UG

## Tukey's Outlier Screening

GWC-10

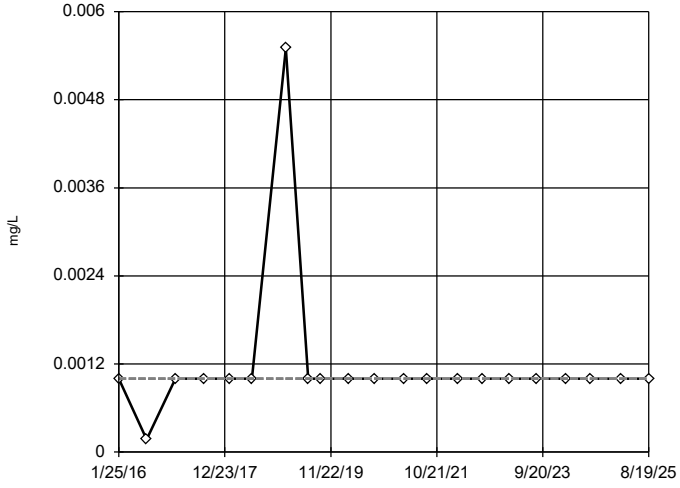


n = 21

No outliers found. Tukey's method selected by user.

Data were natural log transformed to achieve best W statistic (graph shown in original units).

The results were invalidated, because the lower and upper quartiles are equal.

Constituent: Silver Analysis Run 3/25/2026 1:24 PM View: Tukey's Outlier Test

Plant Wansley Client: Southern Company Data: Wansley Landfill

Sanitas™ v.10.1.06 Software licensed to Groundwater Stats Consulting. UG

## Tukey's Outlier Screening

GWC-11

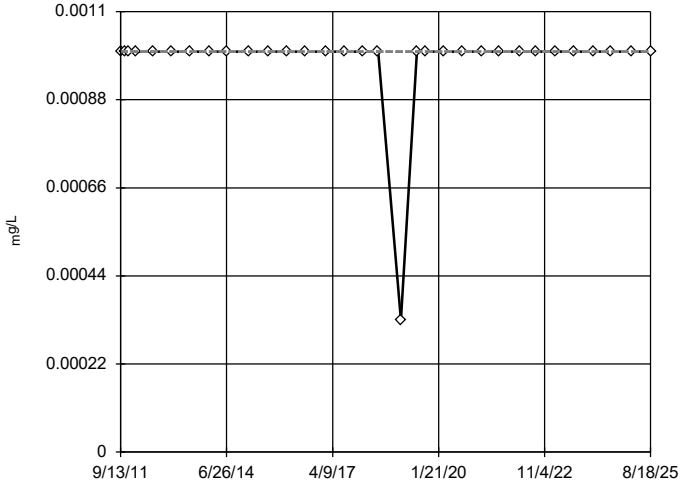


n = 32

No outliers found. Tukey's method selected by user.

Data were x^5 transformed to achieve best W statistic (graph shown in original units).

The results were invalidated, because the lower and upper quartiles are equal.

Constituent: Silver Analysis Run 3/25/2026 1:24 PM View: Tukey's Outlier Test

Plant Wansley Client: Southern Company Data: Wansley Landfill

Sanitas™ v.10.1.06 Software licensed to Groundwater Stats Consulting. UG

## Tukey's Outlier Screening

GWC-12

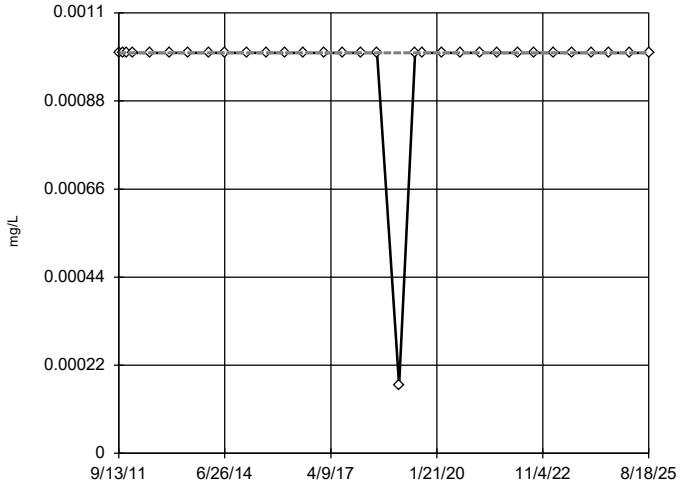


n = 32

No outliers found. Tukey's method selected by user.

Data were x^5 transformed to achieve best W statistic (graph shown in original units).

The results were invalidated, because the lower and upper quartiles are equal.

Constituent: Silver Analysis Run 3/25/2026 1:24 PM View: Tukey's Outlier Test

Plant Wansley Client: Southern Company Data: Wansley Landfill

Sanitas™ v.10.1.06 Software licensed to Groundwater Stats Consulting. UG

## Tukey's Outlier Screening

GWC-13

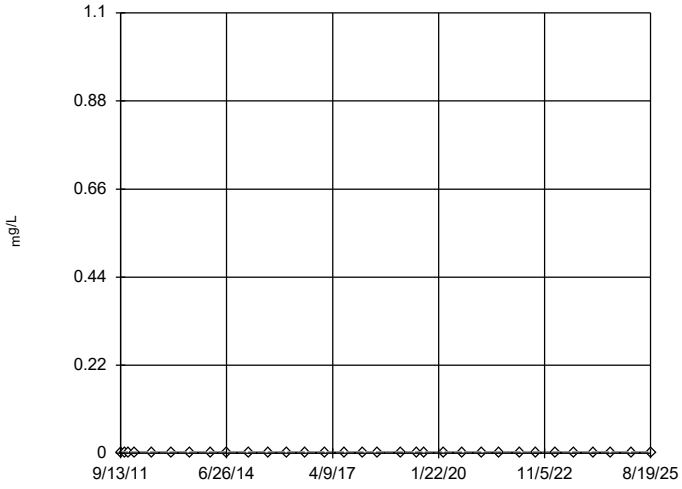


n = 32

No outliers found. Tukey's method selected by user.

All values are the same.

Constituent: Silver Analysis Run 3/25/2026 1:24 PM View: Tukey's Outlier Test

Plant Wansley Client: Southern Company Data: Wansley Landfill

Sanitas™ v.10.1.06 Software licensed to Groundwater Stats Consulting. UG

## Tukey's Outlier Screening

GWC-14

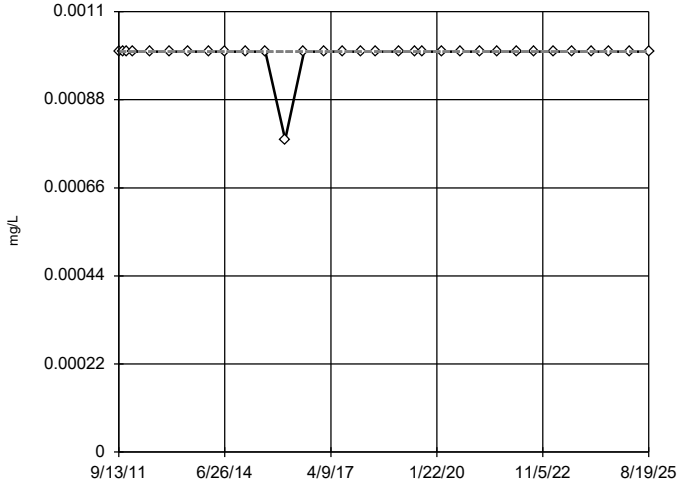


n = 32

No outliers found. Tukey's method selected by user.

Data were cube root transformed to achieve best W statistic (graph shown in original units).

The results were invalidated, because the lower and upper quartiles are equal.

Constituent: Silver Analysis Run 3/25/2026 1:24 PM View: Tukey's Outlier Test

Plant Wansley Client: Southern Company Data: Wansley Landfill

Sanitas™ v.10.1.06 Software licensed to Groundwater Stats Consulting. UG

## Tukey's Outlier Screening

GWC-15

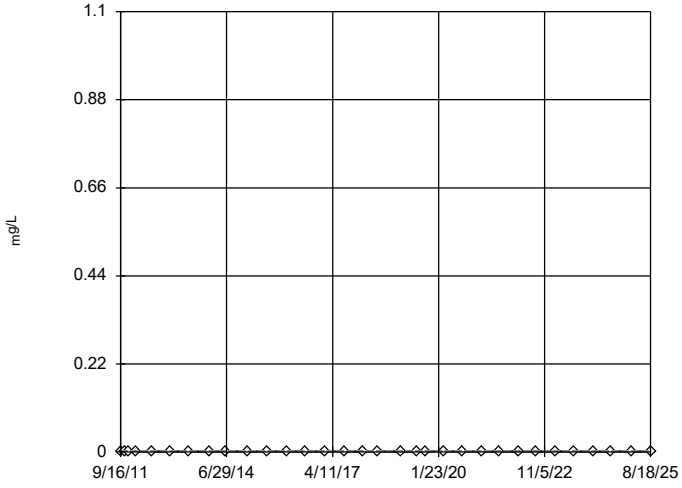


n = 32

No outliers found. Tukey's method selected by user.

All values are the same.

Constituent: Silver Analysis Run 3/25/2026 1:24 PM View: Tukey's Outlier Test

Plant Wansley Client: Southern Company Data: Wansley Landfill

Sanitas™ v.10.1.06 Software licensed to Groundwater Stats Consulting. UG

## Tukey's Outlier Screening

GWC-16

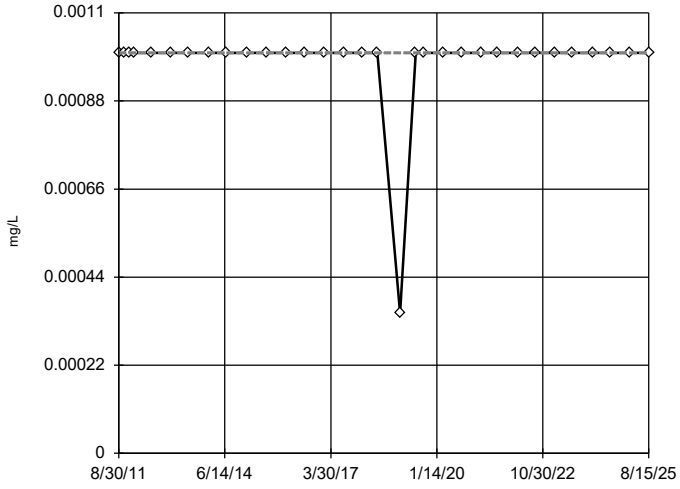


n = 32

No outliers found. Tukey's method selected by user.

Data were cube root transformed to achieve best W statistic (graph shown in original units).

The results were invalidated, because the lower and upper quartiles are equal.

Constituent: Silver Analysis Run 3/25/2026 1:24 PM View: Tukey's Outlier Test

Plant Wansley Client: Southern Company Data: Wansley Landfill

Sanitas™ v.10.1.06 Software licensed to Groundwater Stats Consulting. UG

## Tukey's Outlier Screening

GWC-17

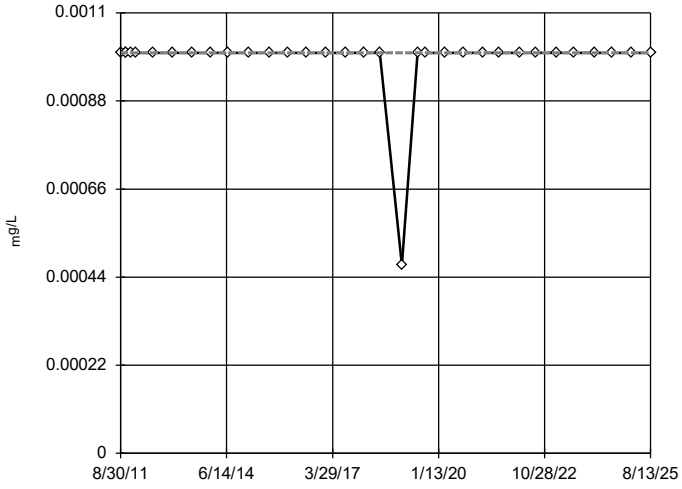


n = 33

No outliers found. Tukey's method selected by user.

Data were natural log transformed to achieve best W statistic (graph shown in original units).

The results were invalidated, because the lower and upper quartiles are equal.

Constituent: Silver Analysis Run 3/25/2026 1:24 PM View: Tukey's Outlier Test

Plant Wansley Client: Southern Company Data: Wansley Landfill

Sanitas™ v.10.1.06 Software licensed to Groundwater Stats Consulting. UG

## Tukey's Outlier Screening

GWC-18

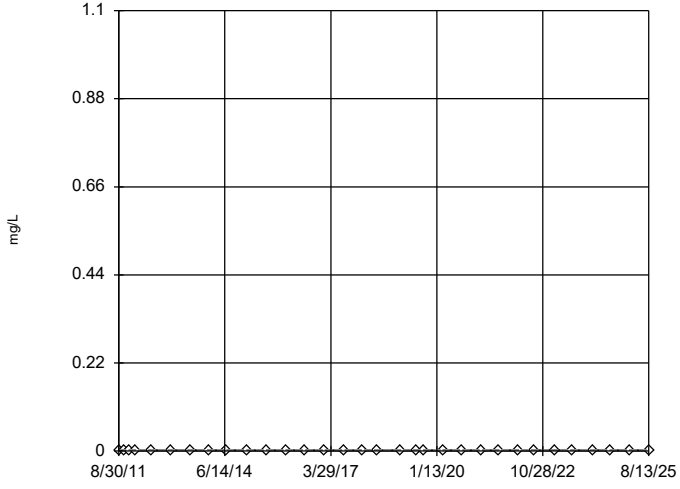


n = 32

No outliers found. Tukey's method selected by user.

All values are the same.

Constituent: Silver Analysis Run 3/25/2026 1:24 PM View: Tukey's Outlier Test

Plant Wansley Client: Southern Company Data: Wansley Landfill

Sanitas™ v.10.1.06 Software licensed to Groundwater Stats Consulting. UG

## Tukey's Outlier Screening

GWC-19

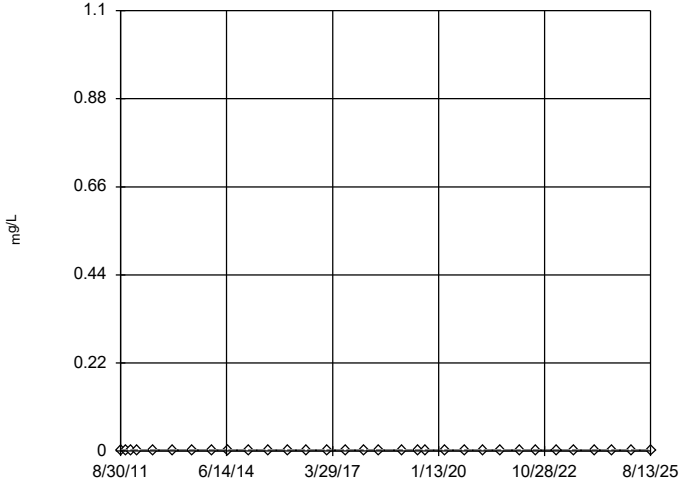


n = 32

No outliers found. Tukey's method selected by user.

All values are the same.

Constituent: Silver Analysis Run 3/25/2026 1:24 PM View: Tukey's Outlier Test

Plant Wansley Client: Southern Company Data: Wansley Landfill

Sanitas™ v.10.1.06 Software licensed to Groundwater Stats Consulting. UG

## Tukey's Outlier Screening

GWC-20

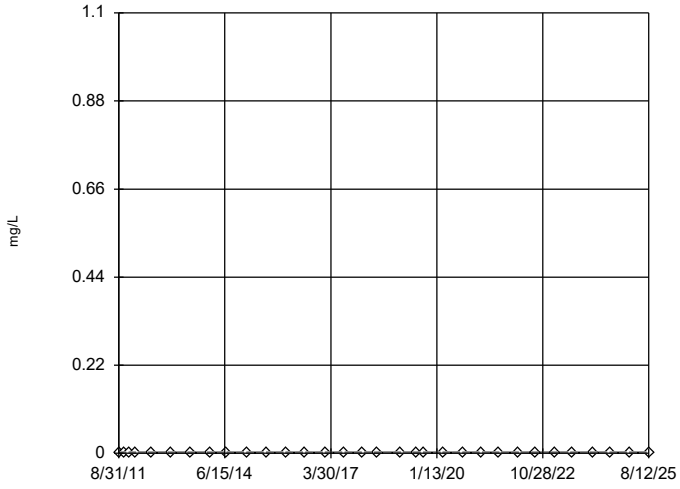


n = 32

No outliers found. Tukey's method selected by user.

All values are the same.

Constituent: Silver Analysis Run 3/25/2026 1:24 PM View: Tukey's Outlier Test

Plant Wansley Client: Southern Company Data: Wansley Landfill

Sanitas™ v.10.1.06 Software licensed to Groundwater Stats Consulting. UG

## Tukey's Outlier Screening

GWC-21

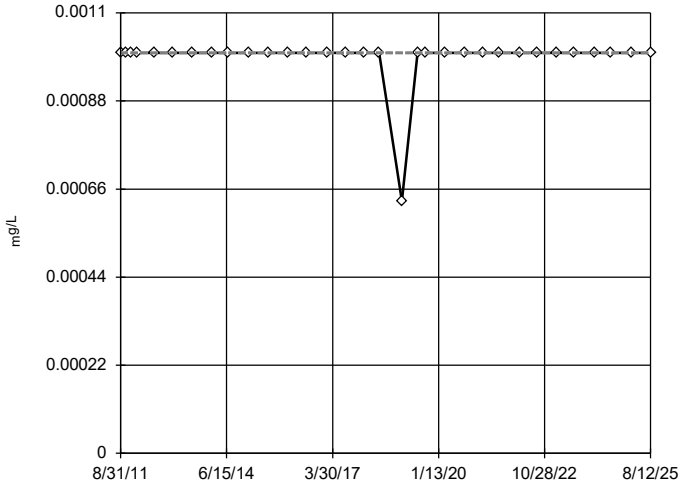


n = 32

No outliers found. Tukey's method selected by user.

Ladder of Powers transformations did not improve normality; analysis run on raw data.

The results were invalidated, because the lower and upper quartiles are equal.

Constituent: Silver Analysis Run 3/25/2026 1:24 PM View: Tukey's Outlier Test

Plant Wansley Client: Southern Company Data: Wansley Landfill

Sanitas™ v.10.1.06 Software licensed to Groundwater Stats Consulting. UG

## Tukey's Outlier Screening

GWC-22

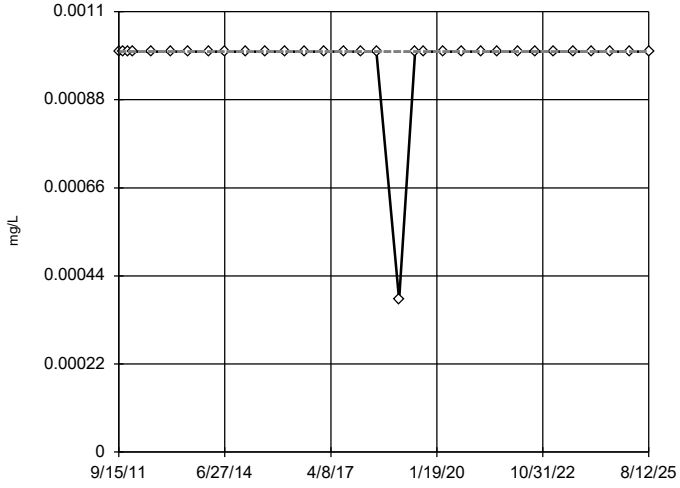


n = 32

No outliers found. Tukey's method selected by user.

Data were x^4 transformed to achieve best W statistic (graph shown in original units).

The results were invalidated, because the lower and upper quartiles are equal.

Constituent: Silver Analysis Run 3/25/2026 1:24 PM View: Tukey's Outlier Test

Plant Wansley Client: Southern Company Data: Wansley Landfill

Sanitas™ v.10.1.06 Software licensed to Groundwater Stats Consulting. UG

## Tukey's Outlier Screening

GWC-23

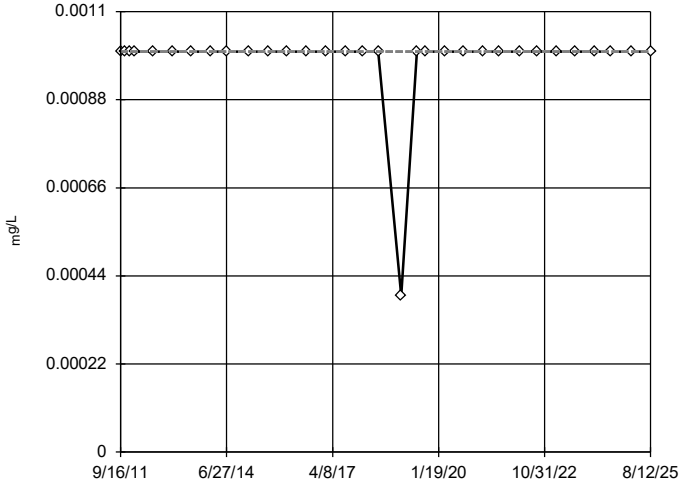


n = 32

No outliers found. Tukey's method selected by user.

Data were square root transformed to achieve best W statistic (graph shown in original units).

The results were invalidated, because the lower and upper quartiles are equal.

Constituent: Silver Analysis Run 3/25/2026 1:24 PM View: Tukey's Outlier Test

Plant Wansley Client: Southern Company Data: Wansley Landfill

Sanitas™ v.10.1.06 Software licensed to Groundwater Stats Consulting. UG

## Tukey's Outlier Screening

GWC-24

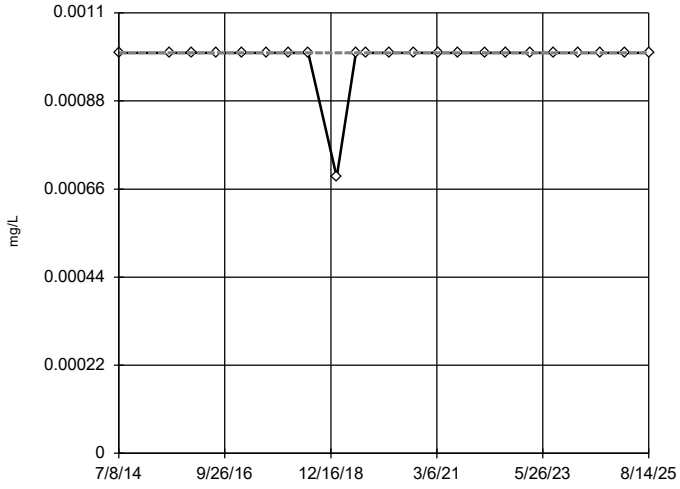


n = 23

No outliers found. Tukey's method selected by user.

Data were natural log transformed to achieve best W statistic (graph shown in original units).

The results were invalidated, because the lower and upper quartiles are equal.

Constituent: Silver Analysis Run 3/25/2026 1:24 PM View: Tukey's Outlier Test

Plant Wansley Client: Southern Company Data: Wansley Landfill

Sanitas™ v.10.1.06 Software licensed to Groundwater Stats Consulting. UG

## Tukey's Outlier Screening

GWC-25

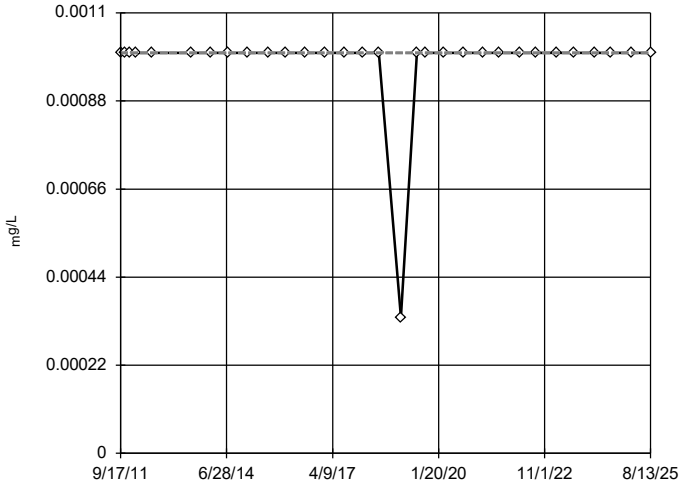


n = 31

No outliers found. Tukey's method selected by user.

Data were square transformed to achieve best W statistic (graph shown in original units).

The results were invalidated, because the lower and upper quartiles are equal.

Constituent: Silver Analysis Run 3/25/2026 1:25 PM View: Tukey's Outlier Test

Plant Wansley Client: Southern Company Data: Wansley Landfill

Sanitas™ v.10.1.06 Software licensed to Groundwater Stats Consulting. UG

## Tukey's Outlier Screening

GWC-26

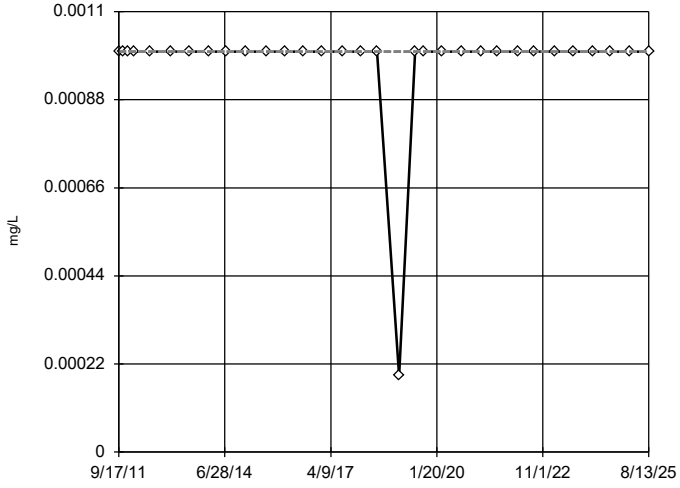


n = 32

No outliers found. Tukey's method selected by user.

Data were natural log transformed to achieve best W statistic (graph shown in original units).

The results were invalidated, because the lower and upper quartiles are equal.

Constituent: Silver Analysis Run 3/25/2026 1:25 PM View: Tukey's Outlier Test

Plant Wansley Client: Southern Company Data: Wansley Landfill

Sanitas™ v.10.1.06 Software licensed to Groundwater Stats Consulting. UG

## Tukey's Outlier Screening

GWC-27

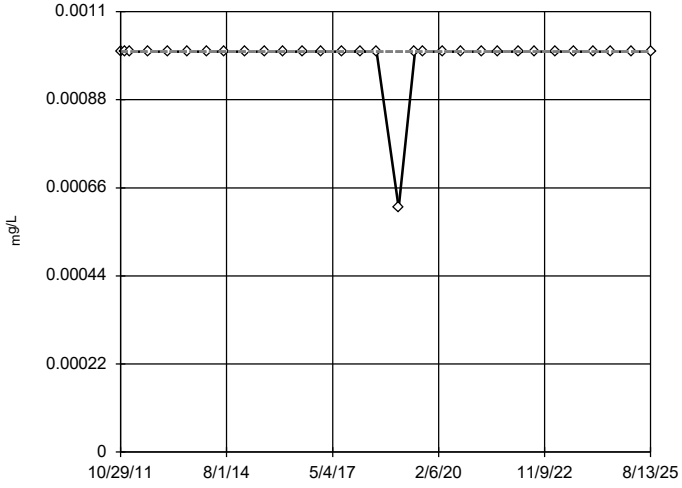


n = 31

No outliers found. Tukey's method selected by user.

Data were x^5 transformed to achieve best W statistic (graph shown in original units).

The results were invalidated, because the lower and upper quartiles are equal.

Constituent: Silver Analysis Run 3/25/2026 1:25 PM View: Tukey's Outlier Test

Plant Wansley Client: Southern Company Data: Wansley Landfill

Sanitas™ v.10.1.06 Software licensed to Groundwater Stats Consulting. UG

## Tukey's Outlier Screening

GWC-30

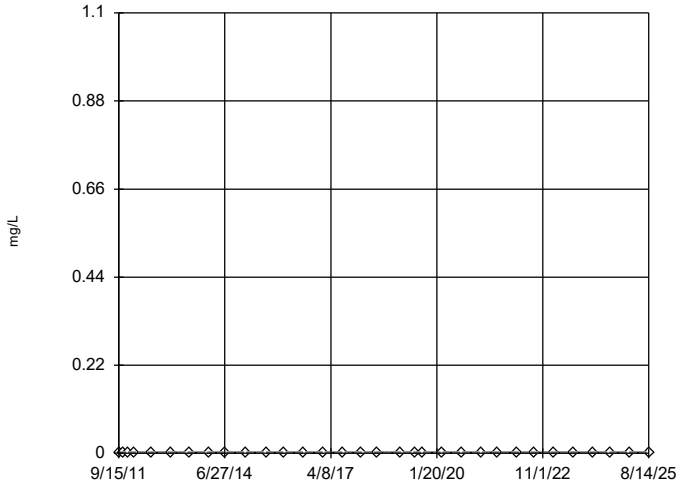


n = 32

No outliers found. Tukey's method selected by user.

All values are the same.

Constituent: Silver Analysis Run 3/25/2026 1:25 PM View: Tukey's Outlier Test

Plant Wansley Client: Southern Company Data: Wansley Landfill

Sanitas™ v.10.1.06 Software licensed to Groundwater Stats Consulting. UG

## Tukey's Outlier Screening

GWC-31

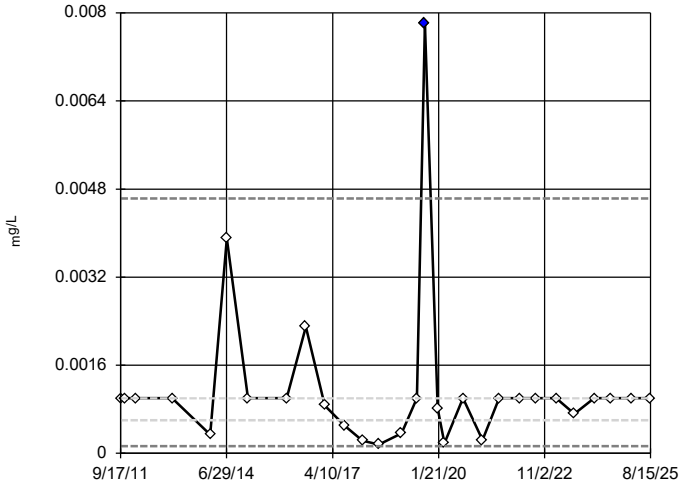


n = 29

Outlier is drawn as solid. Tukey's method selected by user.

Data were natural log transformed to achieve best W statistic (graph shown in original units).

High cutoff = 0.00463, low cutoff = 0.0001296, based on IQR multiplier of 3.

Constituent: Silver Analysis Run 3/25/2026 1:25 PM View: Tukey's Outlier Test

Plant Wansley Client: Southern Company Data: Wansley Landfill

Sanitas™ v.10.1.06 Software licensed to Groundwater Stats Consulting. UG

## Tukey's Outlier Screening

GWC-32

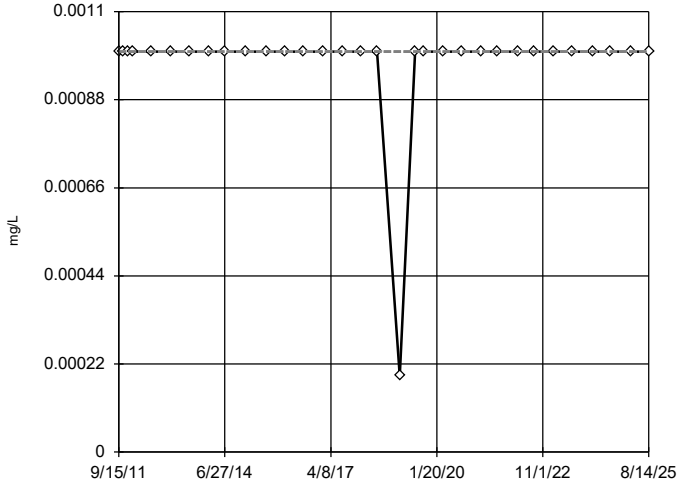


n = 32

No outliers found. Tukey's method selected by user.

Data were natural log transformed to achieve best W statistic (graph shown in original units).

The results were invalidated, because the lower and upper quartiles are equal.

Constituent: Silver Analysis Run 3/25/2026 1:25 PM View: Tukey's Outlier Test

Plant Wansley Client: Southern Company Data: Wansley Landfill

Sanitas™ v.10.1.06 Software licensed to Groundwater Stats Consulting. UG

## Tukey's Outlier Screening

GWC-33

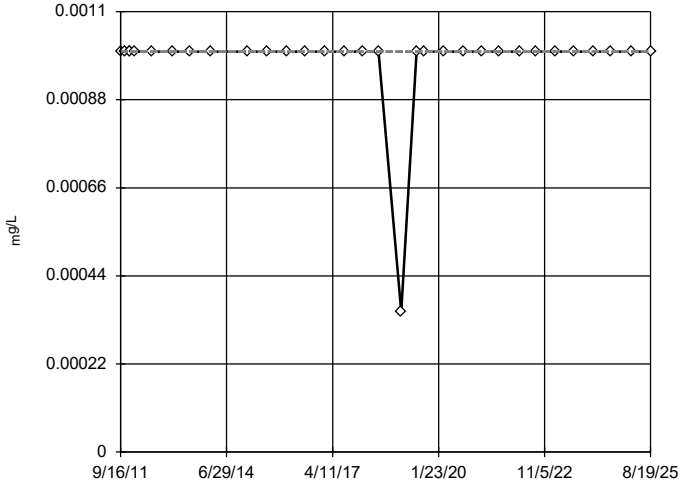


n = 32

No outliers found. Tukey's method selected by user.

Data were cube root transformed to achieve best W statistic (graph shown in original units).

The results were invalidated, because the lower and upper quartiles are equal.

Constituent: Silver Analysis Run 3/25/2026 1:25 PM View: Tukey's Outlier Test

Plant Wansley Client: Southern Company Data: Wansley Landfill

Sanitas™ v.10.1.06 Software licensed to Groundwater Stats Consulting. UG

## Tukey's Outlier Screening

GWC-34

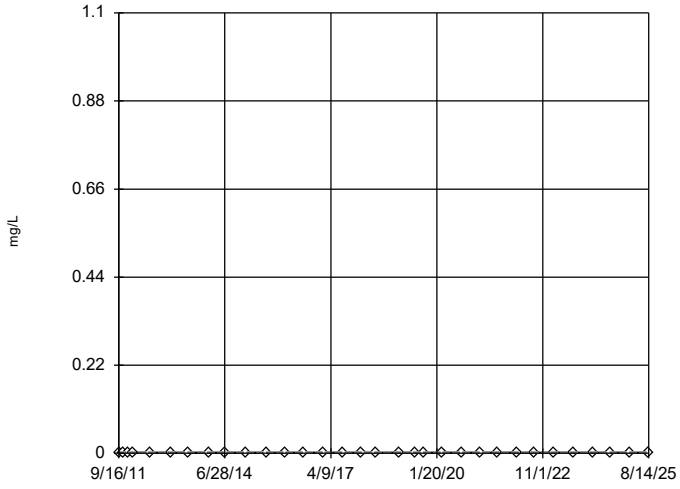


n = 32

No outliers found. Tukey's method selected by user.

All values are the same.

Constituent: Silver Analysis Run 3/25/2026 1:25 PM View: Tukey's Outlier Test

Plant Wansley Client: Southern Company Data: Wansley Landfill

Sanitas™ v.10.1.06 Software licensed to Groundwater Stats Consulting. UG

## Tukey's Outlier Screening

GWC-35

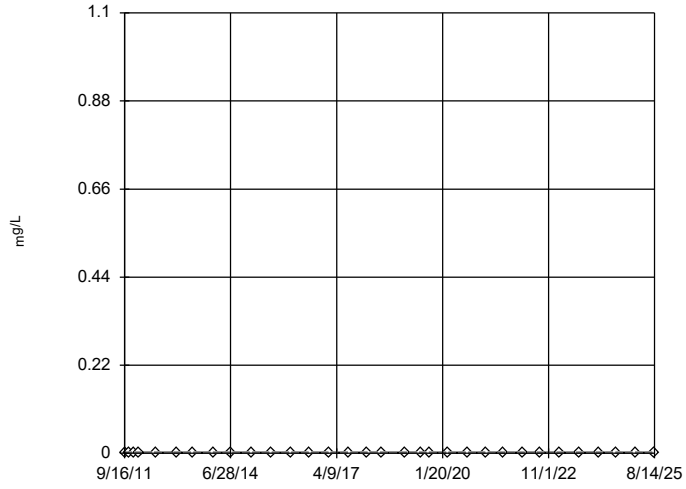


n = 32

No outliers found. Tukey's method selected by user.

All values are the same.

Constituent: Silver Analysis Run 3/25/2026 1:25 PM View: Tukey's Outlier Test

Plant Wansley Client: Southern Company Data: Wansley Landfill

Sanitas™ v.10.1.06 Software licensed to Groundwater Stats Consulting. UG

## Tukey's Outlier Screening

GWA-1 (bg)

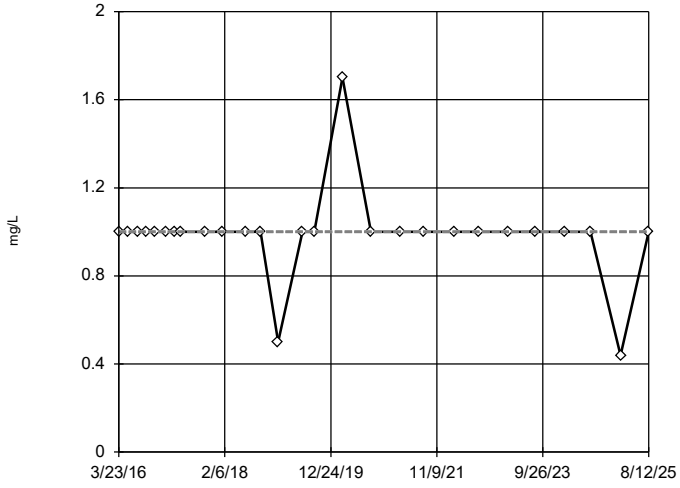


n = 27

No outliers found. Tukey's method selected by user.

Data were square root transformed to achieve best W statistic (graph shown in original units).

The results were invalidated, because the lower and upper quartiles are equal.

Constituent: Sulfate Analysis Run 3/25/2026 1:25 PM View: Tukey's Outlier Test

Plant Wansley Client: Southern Company Data: Wansley Landfill

Sanitas™ v.10.1.06 Software licensed to Groundwater Stats Consulting. UG

## Tukey's Outlier Screening

GWA-2 (bg)

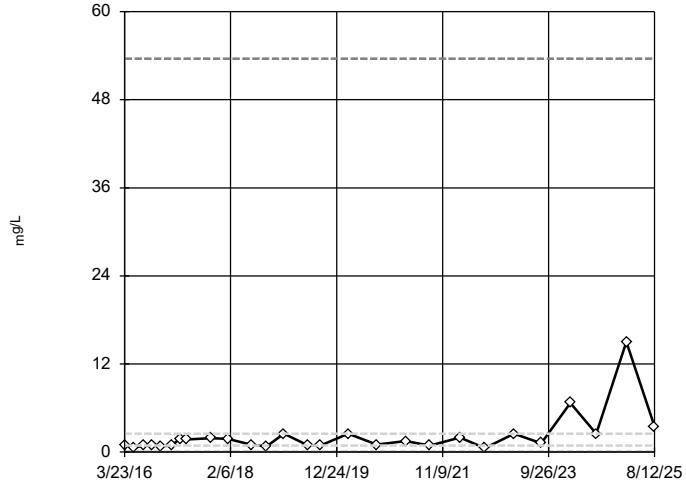


n = 27

No outliers found. Tukey's method selected by user.

Data were natural log transformed to achieve best W statistic (graph shown in original units).

High cutoff = 53.58, low cutoff = 0.04199, based on IQR multiplier of 3.

Constituent: Sulfate Analysis Run 3/25/2026 1:25 PM View: Tukey's Outlier Test

Plant Wansley Client: Southern Company Data: Wansley Landfill

Sanitas™ v.10.1.06 Software licensed to Groundwater Stats Consulting. UG

## Tukey's Outlier Screening

GWA-3 (bg)

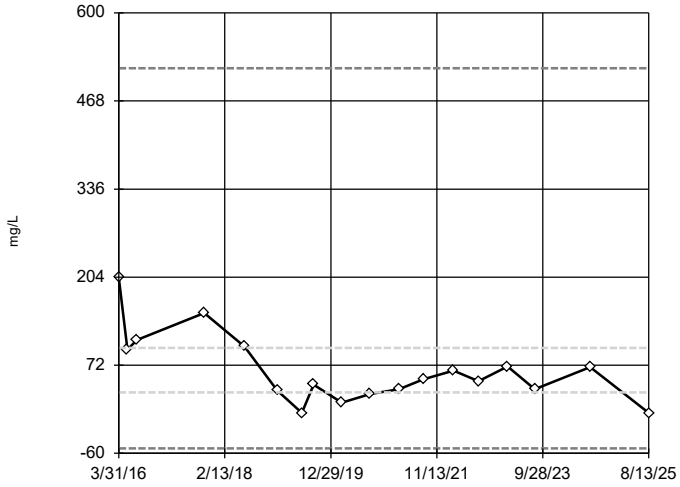


n = 18

No outliers found. Tukey's method selected by user.

Data were square root transformed to achieve best W statistic (graph shown in original units).

High cutoff = 517.2, low cutoff = -52.44, based on IQR multiplier of 3.

Constituent: Sulfate Analysis Run 3/25/2026 1:25 PM View: Tukey's Outlier Test

Plant Wansley Client: Southern Company Data: Wansley Landfill

Sanitas™ v.10.1.06 Software licensed to Groundwater Stats Consulting. UG

## Tukey's Outlier Screening

GWA-4 (bg)

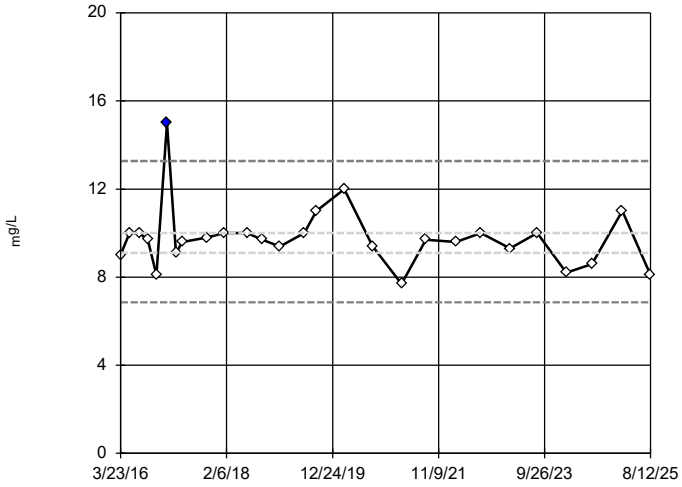


n = 27

Outlier is drawn as solid. Tukey's method selected by user.

Data were natural log transformed to achieve best W statistic (graph shown in original units).

High cutoff = 13.27, low cutoff = 6.857, based on IQR multiplier of 3.

Constituent: Sulfate Analysis Run 3/25/2026 1:25 PM View: Tukey's Outlier Test

Plant Wansley Client: Southern Company Data: Wansley Landfill

Sanitas™ v.10.1.06 Software licensed to Groundwater Stats Consulting. UG

## Tukey's Outlier Screening

GWA-28 (bg)

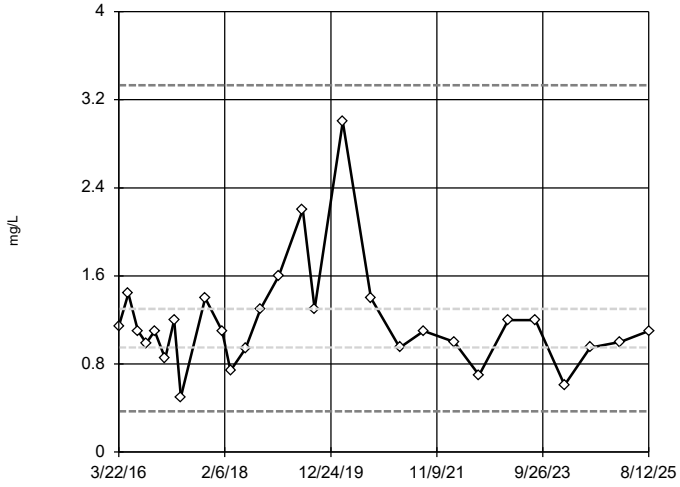


n = 28

No outliers found. Tukey's method selected by user.

Data were natural log transformed to achieve best W statistic (graph shown in original units).

High cutoff = 3.331, low cutoff = 0.3707, based on IQR multiplier of 3.

Constituent: Sulfate Analysis Run 3/25/2026 1:25 PM View: Tukey's Outlier Test

Plant Wansley Client: Southern Company Data: Wansley Landfill

Sanitas™ v.10.1.06 Software licensed to Groundwater Stats Consulting. UG

## Tukey's Outlier Screening

GWA-29 (bg)

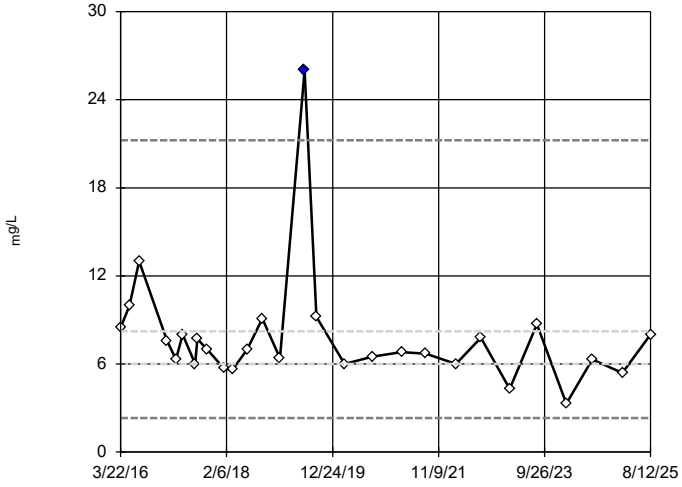


n = 28

Outlier is drawn as solid. Tukey's method selected by user.

Data were natural log transformed to achieve best W statistic (graph shown in original units).

High cutoff = 21.24, low cutoff = 2.325, based on IQR multiplier of 3.

Constituent: Sulfate Analysis Run 3/25/2026 1:25 PM View: Tukey's Outlier Test

Plant Wansley Client: Southern Company Data: Wansley Landfill

Sanitas™ v.10.1.06 Software licensed to Groundwater Stats Consulting. UG

## Tukey's Outlier Screening

GWC-5

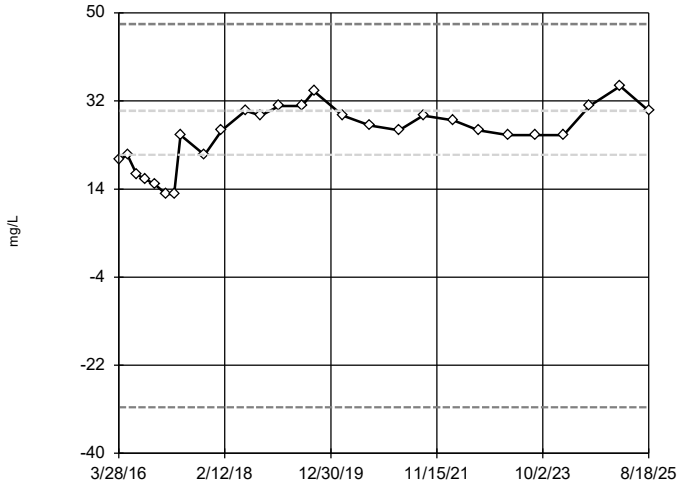


n = 27

No outliers found. Tukey's method selected by user.

Data were square transformed to achieve best W statistic (graph shown in original units).

High cutoff = 47.72, low cutoff = -30.59, based on IQR multiplier of 3.

Constituent: Sulfate Analysis Run 3/25/2026 1:25 PM View: Tukey's Outlier Test

Plant Wansley Client: Southern Company Data: Wansley Landfill

Sanitas™ v.10.1.06 Software licensed to Groundwater Stats Consulting. UG

## Tukey's Outlier Screening

GWC-6

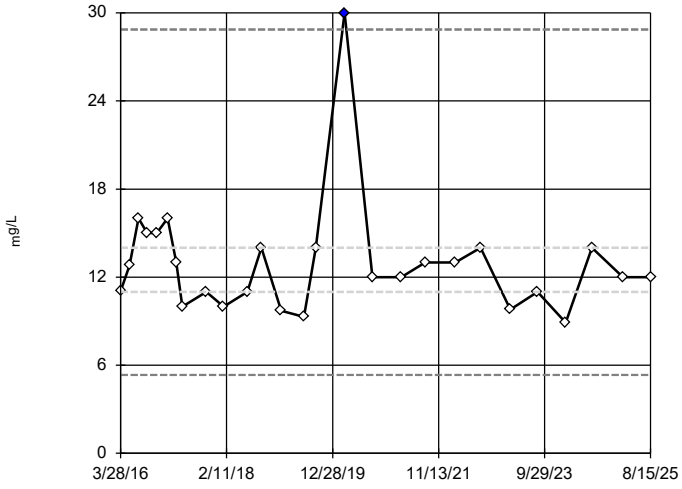


n = 27

Outlier is drawn as solid. Tukey's method selected by user.

Data were natural log transformed to achieve best W statistic (graph shown in original units).

High cutoff = 28.86, low cutoff = 5.336, based on IQR multiplier of 3.

Constituent: Sulfate Analysis Run 3/25/2026 1:25 PM View: Tukey's Outlier Test

Plant Wansley Client: Southern Company Data: Wansley Landfill

Sanitas™ v.10.1.06 Software licensed to Groundwater Stats Consulting. UG

## Tukey's Outlier Screening

GWC-7

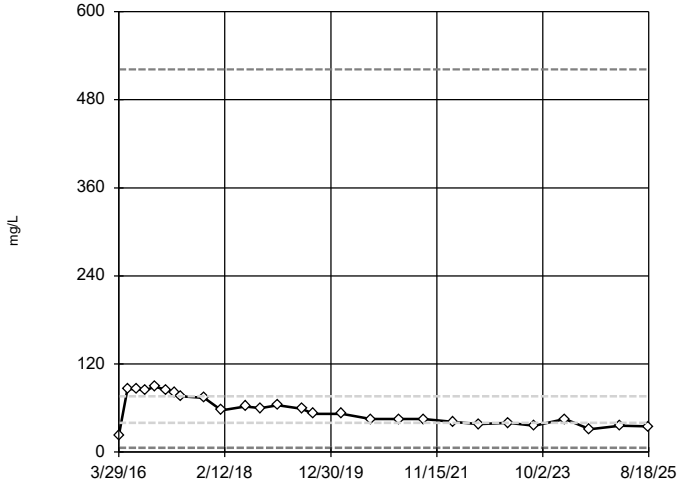


n = 27

No outliers found. Tukey's method selected by user.

Data were natural log transformed to achieve best W statistic (graph shown in original units).

High cutoff = 521.3, low cutoff = 5.832, based on IQR multiplier of 3.

Constituent: Sulfate Analysis Run 3/25/2026 1:25 PM View: Tukey's Outlier Test

Plant Wansley Client: Southern Company Data: Wansley Landfill

Sanitas™ v.10.1.06 Software licensed to Groundwater Stats Consulting. UG

## Tukey's Outlier Screening

GWC-8

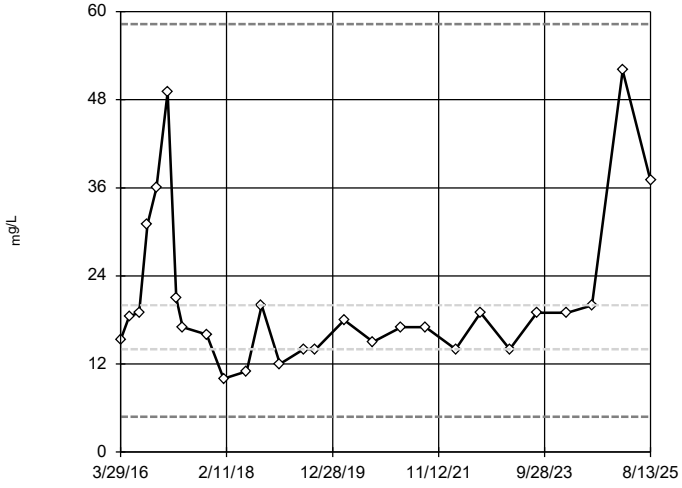


n = 27

No outliers found. Tukey's method selected by user.

Data were natural log transformed to achieve best W statistic (graph shown in original units).

High cutoff = 58.31, low cutoff = 4.802, based on IQR multiplier of 3.

Constituent: Sulfate Analysis Run 3/25/2026 1:25 PM View: Tukey's Outlier Test

Plant Wansley Client: Southern Company Data: Wansley Landfill

Sanitas™ v.10.1.06 Software licensed to Groundwater Stats Consulting. UG

## Tukey's Outlier Screening

GWC-9

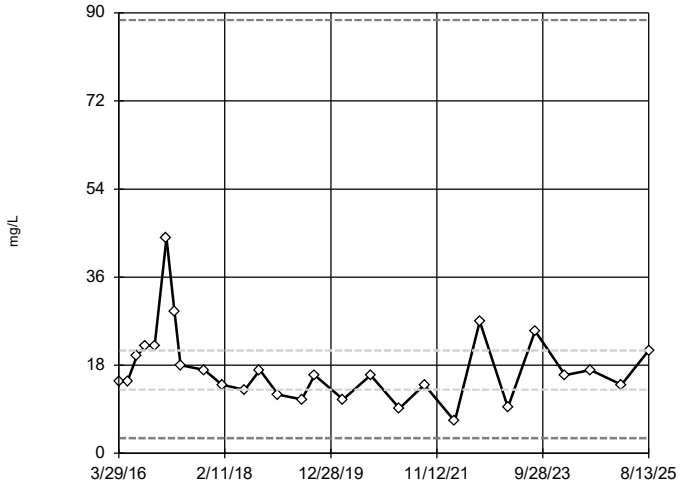


n = 27

No outliers found.
Tukey's method selected by user.

Data were natural log transformed to achieve best W statistic (graph shown in original units).

High cutoff = 88.52, low cutoff = 3.084, based on IQR multiplier of 3.

Constituent: Sulfate  Analysis Run 3/25/2026 1:25 PM  View: Tukey's Outlier Test

Plant Wansley  Client: Southern Company  Data: Wansley Landfill

Sanitas™ v.10.1.06 Software licensed to Groundwater Stats Consulting. UG

## Tukey's Outlier Screening

GWC-10

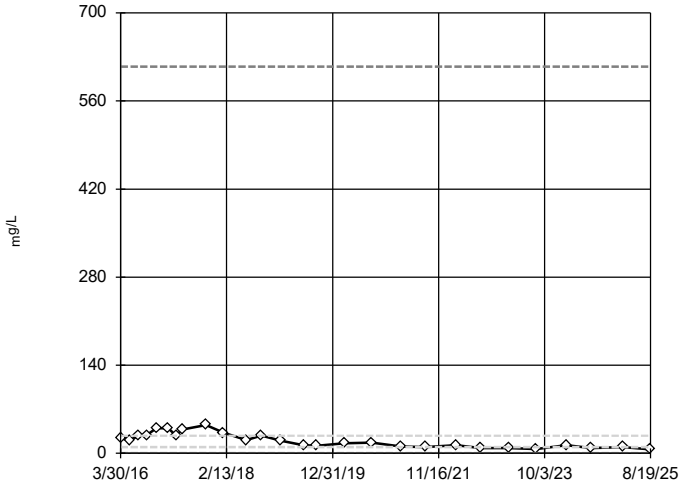


n = 27

No outliers found.
Tukey's method selected by user.

Data were natural log transformed to achieve best W statistic (graph shown in original units).

High cutoff = 614.7, low cutoff = 0.4555, based on IQR multiplier of 3.

Constituent: Sulfate  Analysis Run 3/25/2026 1:25 PM  View: Tukey's Outlier Test

Plant Wansley  Client: Southern Company  Data: Wansley Landfill

Sanitas™ v.10.1.06 Software licensed to Groundwater Stats Consulting. UG

## Tukey's Outlier Screening

GWC-11

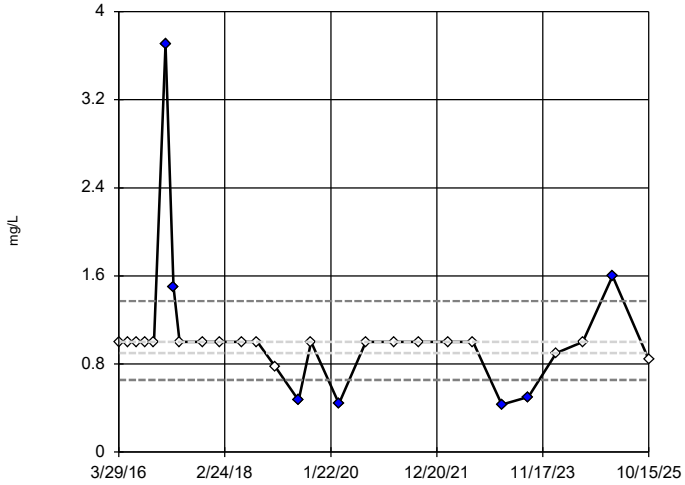


n = 27

Outliers are drawn as solid.
Tukey's method selected by user.

Data were natural log transformed to achieve best W statistic (graph shown in original units).

High cutoff = 1.372, low cutoff = 0.6561, based on IQR multiplier of 3.

Constituent: Sulfate  Analysis Run 3/25/2026 1:25 PM  View: Tukey's Outlier Test

Plant Wansley  Client: Southern Company  Data: Wansley Landfill

Sanitas™ v.10.1.06 Software licensed to Groundwater Stats Consulting. UG

## Tukey's Outlier Screening

GWC-12

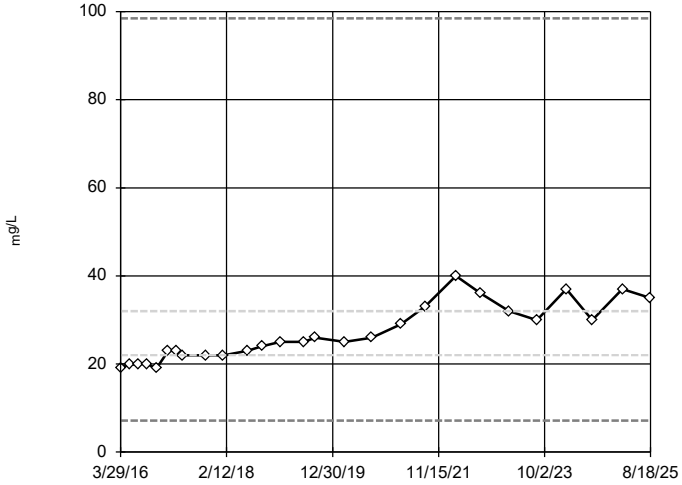


n = 27

No outliers found.
Tukey's method selected by user.

Data were natural log transformed to achieve best W statistic (graph shown in original units).

High cutoff = 98.48, low cutoff = 7.149, based on IQR multiplier of 3.

Constituent: Sulfate  Analysis Run 3/25/2026 1:25 PM  View: Tukey's Outlier Test

Plant Wansley  Client: Southern Company  Data: Wansley Landfill

Sanitas™ v.10.1.06 Software licensed to Groundwater Stats Consulting. UG

## Tukey's Outlier Screening

GWC-13

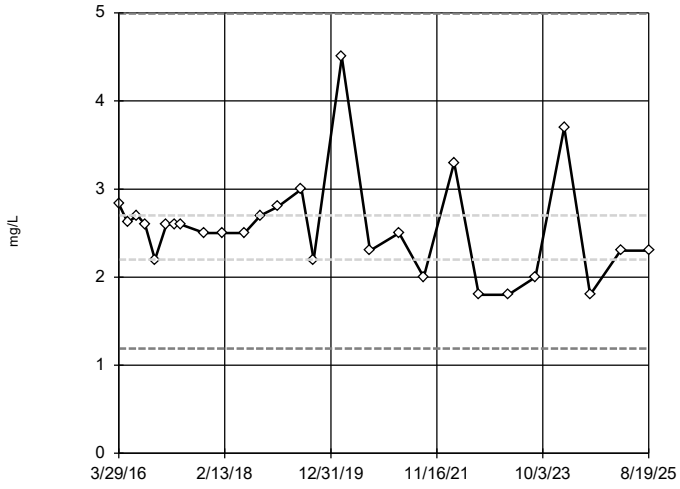


n = 27

No outliers found. Tukey's method selected by user.

Data were natural log transformed to achieve best W statistic (graph shown in original units).

High cutoff = 4.991, low cutoff = 1.19, based on IQR multiplier of 3.

Constituent: Sulfate Analysis Run 3/25/2026 1:25 PM View: Tukey's Outlier Test

Plant Wansley Client: Southern Company Data: Wansley Landfill

Sanitas™ v.10.1.06 Software licensed to Groundwater Stats Consulting. UG

## Tukey's Outlier Screening

GWC-14

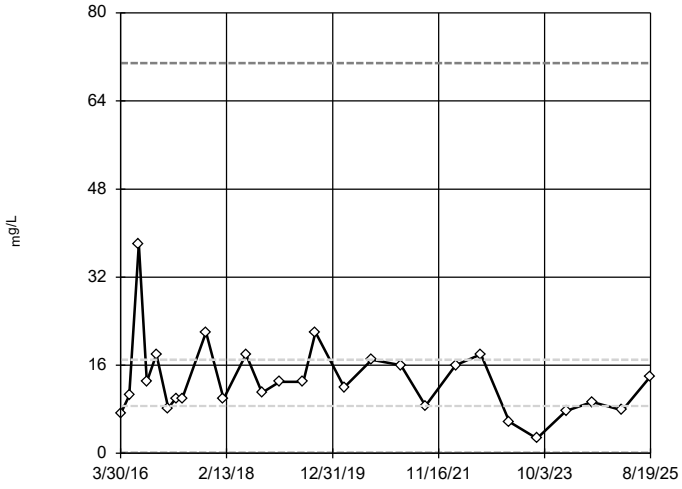


n = 27

No outliers found. Tukey's method selected by user.

Data were cube root transformed to achieve best W statistic (graph shown in original units).

High cutoff = 70.89, low cutoff = 0.1115, based on IQR multiplier of 3.

Constituent: Sulfate Analysis Run 3/25/2026 1:25 PM View: Tukey's Outlier Test

Plant Wansley Client: Southern Company Data: Wansley Landfill

Sanitas™ v.10.1.06 Software licensed to Groundwater Stats Consulting. UG

## Tukey's Outlier Screening

GWC-15

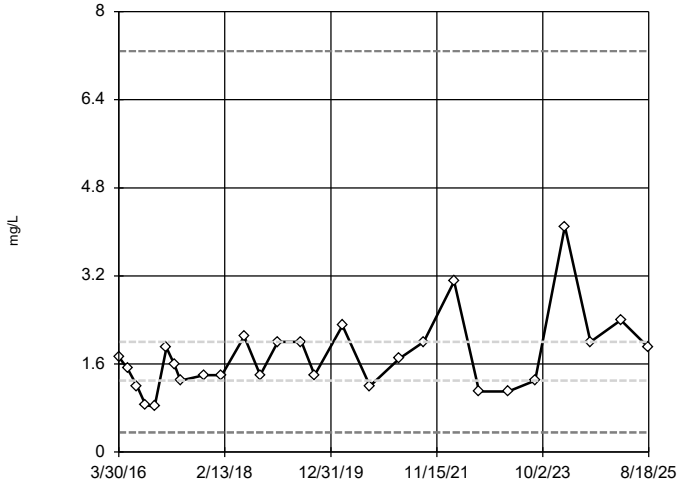


n = 27

No outliers found. Tukey's method selected by user.

Data were natural log transformed to achieve best W statistic (graph shown in original units).

High cutoff = 7.283, low cutoff = 0.357, based on IQR multiplier of 3.

Constituent: Sulfate Analysis Run 3/25/2026 1:25 PM View: Tukey's Outlier Test

Plant Wansley Client: Southern Company Data: Wansley Landfill

Sanitas™ v.10.1.06 Software licensed to Groundwater Stats Consulting. UG

## Tukey's Outlier Screening

GWC-16

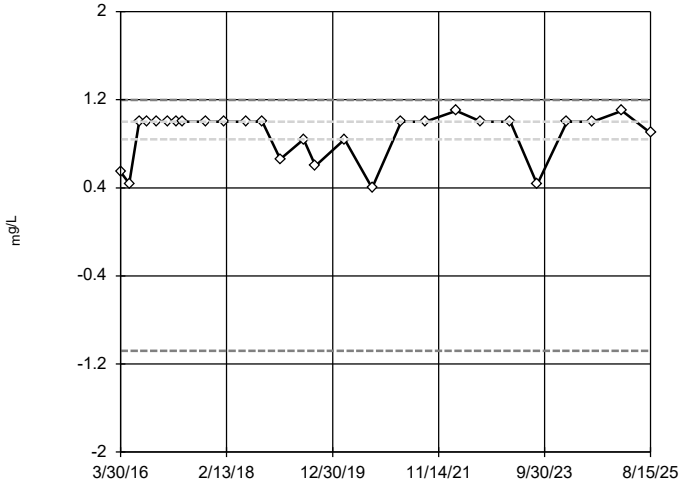


n = 27

No outliers found. Tukey's method selected by user.

Data were x^6 transformed to achieve best W statistic (graph shown in original units).

High cutoff = 1.197, low cutoff = -1.081, based on IQR multiplier of 3.

Constituent: Sulfate Analysis Run 3/25/2026 1:25 PM View: Tukey's Outlier Test

Plant Wansley Client: Southern Company Data: Wansley Landfill

Sanitas™ v.10.1.06 Software licensed to Groundwater Stats Consulting. UG

## Tukey's Outlier Screening

GWC-17

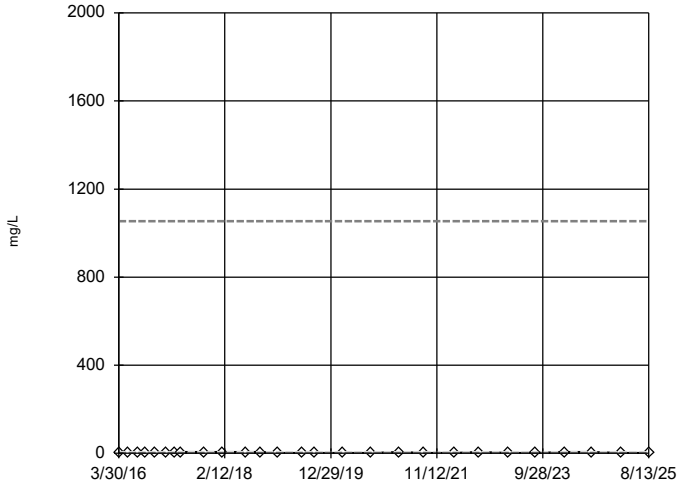


n = 27

No outliers found. Tukey's method selected by user.

Data were natural log transformed to achieve best W statistic (graph shown in original units).

High cutoff = 1054, low cutoff = 0.003983, based on IQR multiplier of 3.

Constituent: Sulfate Analysis Run 3/25/2026 1:25 PM View: Tukey's Outlier Test

Plant Wansley Client: Southern Company Data: Wansley Landfill

Sanitas™ v.10.1.06 Software licensed to Groundwater Stats Consulting. UG

## Tukey's Outlier Screening

GWC-18

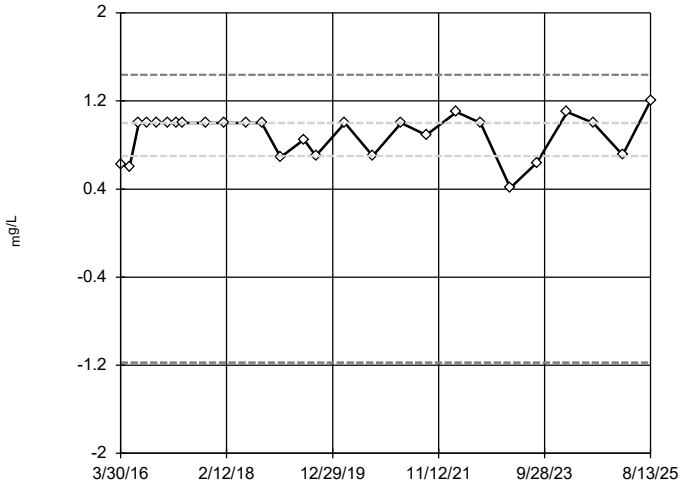


n = 27

No outliers found. Tukey's method selected by user.

Data were cube transformed to achieve best W statistic (graph shown in original units).

High cutoff = 1.438, low cutoff = -1.176, based on IQR multiplier of 3.

Constituent: Sulfate Analysis Run 3/25/2026 1:25 PM View: Tukey's Outlier Test

Plant Wansley Client: Southern Company Data: Wansley Landfill

Sanitas™ v.10.1.06 Software licensed to Groundwater Stats Consulting. UG

## Tukey's Outlier Screening

GWC-19

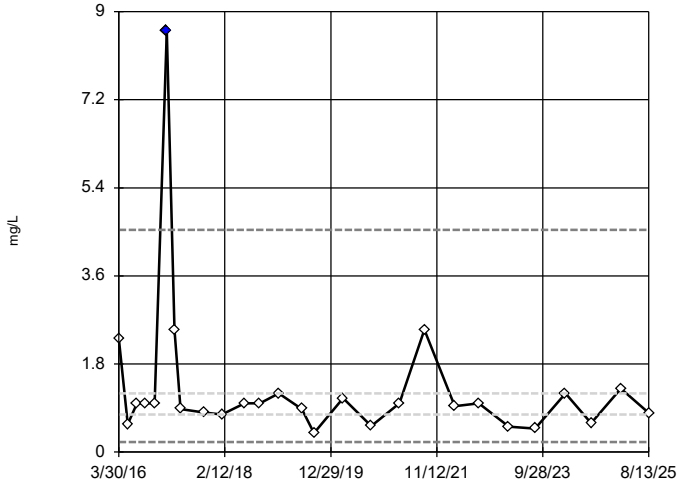


n = 27

Outlier is drawn as solid. Tukey's method selected by user.

Data were natural log transformed to achieve best W statistic (graph shown in original units).

High cutoff = 4.542, low cutoff = 0.2034, based on IQR multiplier of 3.

Constituent: Sulfate Analysis Run 3/25/2026 1:25 PM View: Tukey's Outlier Test

Plant Wansley Client: Southern Company Data: Wansley Landfill

Sanitas™ v.10.1.06 Software licensed to Groundwater Stats Consulting. UG

## Tukey's Outlier Screening

GWC-20

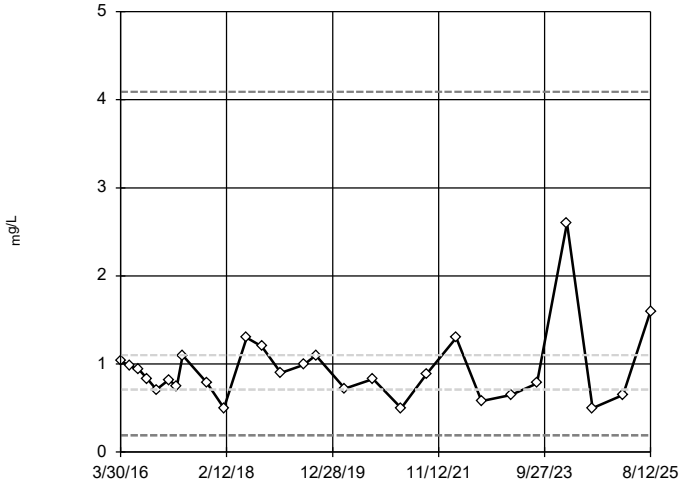


n = 27

No outliers found. Tukey's method selected by user.

Data were natural log transformed to achieve best W statistic (graph shown in original units).

High cutoff = 4.091, low cutoff = 0.1909, based on IQR multiplier of 3.

Constituent: Sulfate Analysis Run 3/25/2026 1:25 PM View: Tukey's Outlier Test

Plant Wansley Client: Southern Company Data: Wansley Landfill

Sanitas™ v.10.1.06 Software licensed to Groundwater Stats Consulting. UG

## Tukey's Outlier Screening

GWC-21

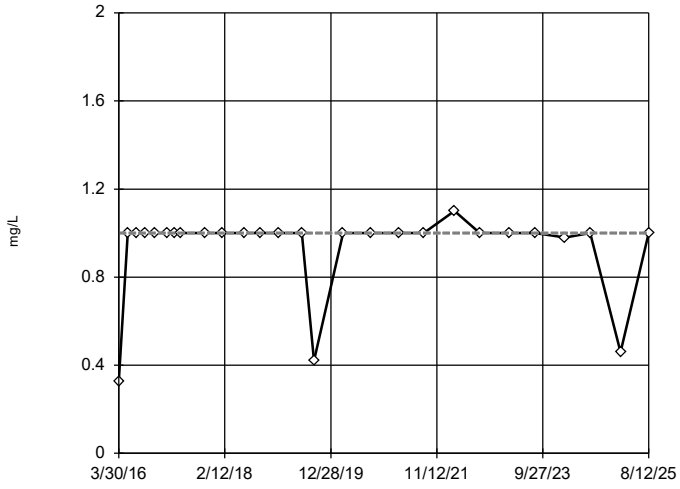


n = 27

No outliers found. Tukey's method selected by user.

Data were x^6 transformed to achieve best W statistic (graph shown in original units).

The results were invalidated, because the lower and upper quartiles are equal.

Constituent: Sulfate Analysis Run 3/25/2026 1:25 PM View: Tukey's Outlier Test

Plant Wansley Client: Southern Company Data: Wansley Landfill

Sanitas™ v.10.1.06 Software licensed to Groundwater Stats Consulting. UG

## Tukey's Outlier Screening

GWC-22

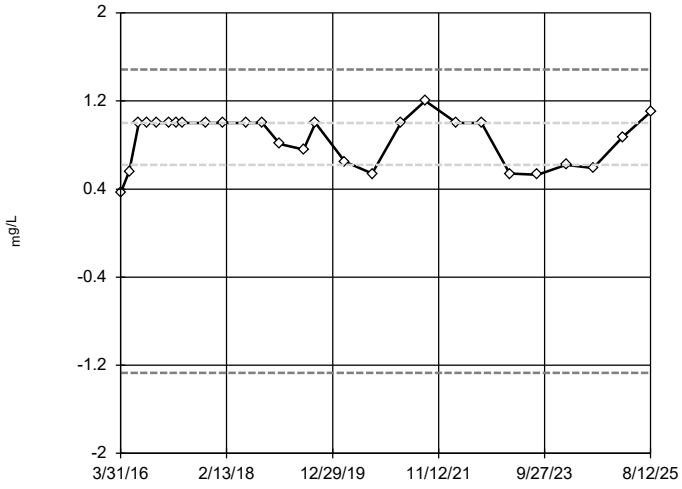


n = 27

No outliers found. Tukey's method selected by user.

Data were cube transformed to achieve best W statistic (graph shown in original units).

High cutoff = 1.487, low cutoff = -1.27, based on IQR multiplier of 3.

Constituent: Sulfate Analysis Run 3/25/2026 1:25 PM View: Tukey's Outlier Test

Plant Wansley Client: Southern Company Data: Wansley Landfill

Sanitas™ v.10.1.06 Software licensed to Groundwater Stats Consulting. UG

## Tukey's Outlier Screening

GWC-23

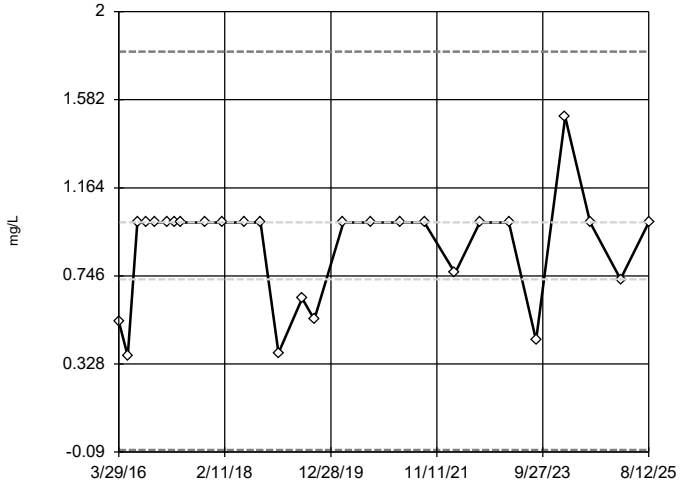


n = 27

No outliers found. Tukey's method selected by user.

Ladder of Powers transformations did not improve normality; analysis run on raw data.

High cutoff = 1.81, low cutoff = -0.08, based on IQR multiplier of 3.

Constituent: Sulfate Analysis Run 3/25/2026 1:25 PM View: Tukey's Outlier Test

Plant Wansley Client: Southern Company Data: Wansley Landfill

Sanitas™ v.10.1.06 Software licensed to Groundwater Stats Consulting. UG

## Tukey's Outlier Screening

GWC-24

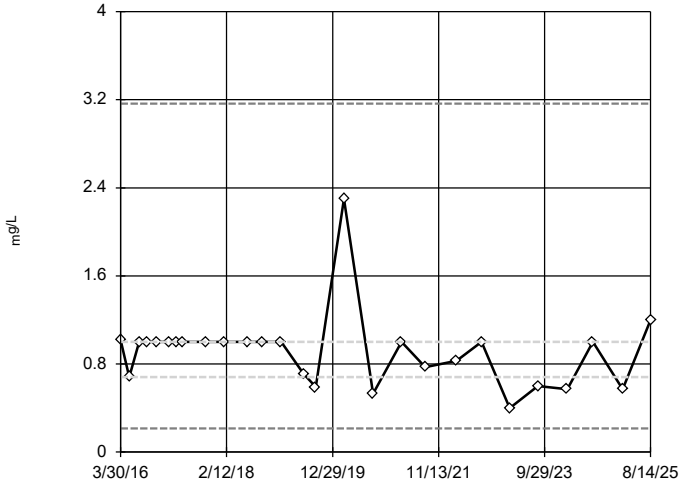


n = 27

No outliers found. Tukey's method selected by user.

Data were natural log transformed to achieve best W statistic (graph shown in original units).

High cutoff = 3.165, low cutoff = 0.2152, based on IQR multiplier of 3.

Constituent: Sulfate Analysis Run 3/25/2026 1:25 PM View: Tukey's Outlier Test

Plant Wansley Client: Southern Company Data: Wansley Landfill

Sanitas™ v.10.1.06 Software licensed to Groundwater Stats Consulting. UG

## Tukey's Outlier Screening

GWC-25

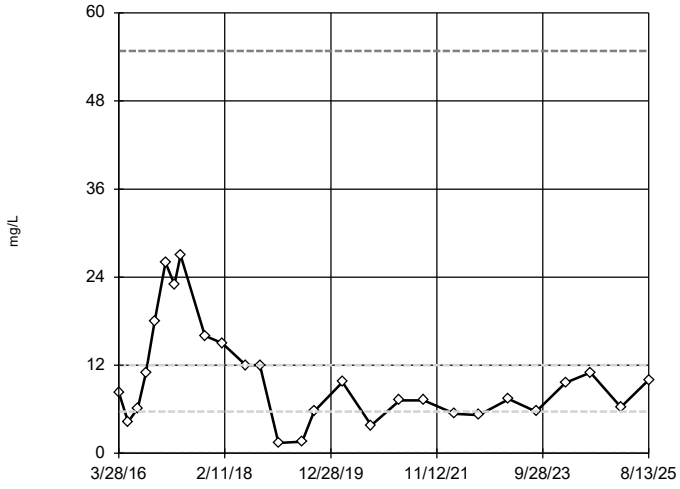


n = 27

No outliers found.
Tukey's method selected by user.

Data were cube root transformed to achieve best W statistic (graph shown in original units).

High cutoff = 54.82, low cutoff = 0.02125, based on IQR multiplier of 3.

Constituent: Sulfate  Analysis Run 3/25/2026 1:25 PM  View: Tukey's Outlier Test

Plant Wansley  Client: Southern Company  Data: Wansley Landfill

Sanitas™ v.10.1.06 Software licensed to Groundwater Stats Consulting. UG

## Tukey's Outlier Screening

GWC-26

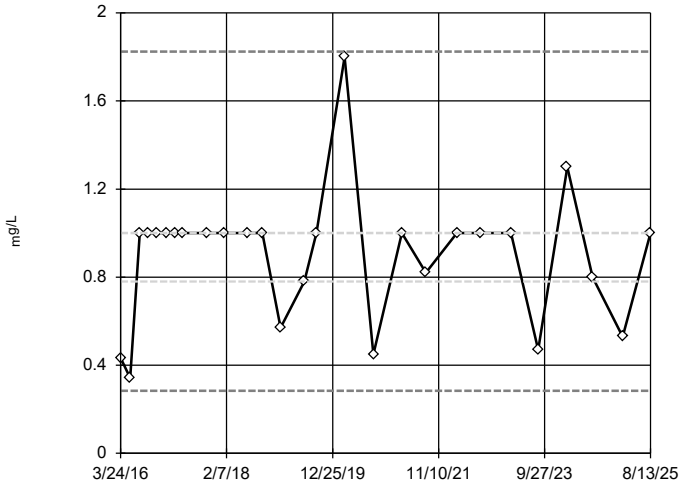


n = 27

No outliers found.
Tukey's method selected by user.

Data were square root transformed to achieve best W statistic (graph shown in original units).

High cutoff = 1.824, low cutoff = 0.2838, based on IQR multiplier of 3.

Constituent: Sulfate  Analysis Run 3/25/2026 1:25 PM  View: Tukey's Outlier Test

Plant Wansley  Client: Southern Company  Data: Wansley Landfill

Sanitas™ v.10.1.06 Software licensed to Groundwater Stats Consulting. UG

## Tukey's Outlier Screening

GWC-27

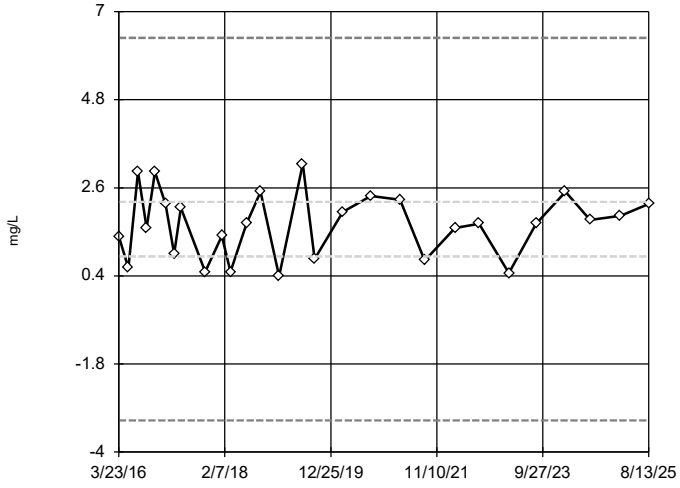


n = 28

No outliers found.
Tukey's method selected by user.

Ladder of Powers transformations did not improve normality; analysis run on raw data.

High cutoff = 6.345, low cutoff = -3.21, based on IQR multiplier of 3.

Constituent: Sulfate  Analysis Run 3/25/2026 1:25 PM  View: Tukey's Outlier Test

Plant Wansley  Client: Southern Company  Data: Wansley Landfill

Sanitas™ v.10.1.06 Software licensed to Groundwater Stats Consulting. UG

## Tukey's Outlier Screening

GWC-30

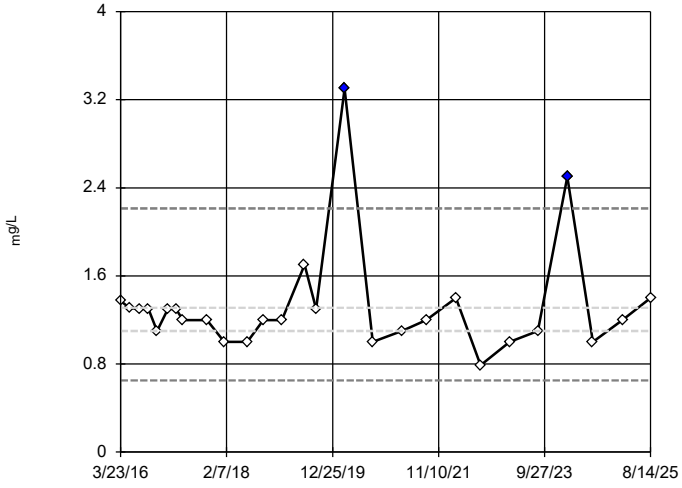


n = 27

Outliers are drawn as solid.
Tukey's method selected by user.

Data were natural log transformed to achieve best W statistic (graph shown in original units).

High cutoff = 2.213, low cutoff = 0.6513, based on IQR multiplier of 3.

Constituent: Sulfate  Analysis Run 3/25/2026 1:25 PM  View: Tukey's Outlier Test

Plant Wansley  Client: Southern Company  Data: Wansley Landfill

Sanitas™ v.10.1.06 Software licensed to Groundwater Stats Consulting. UG

## Tukey's Outlier Screening

GWC-31

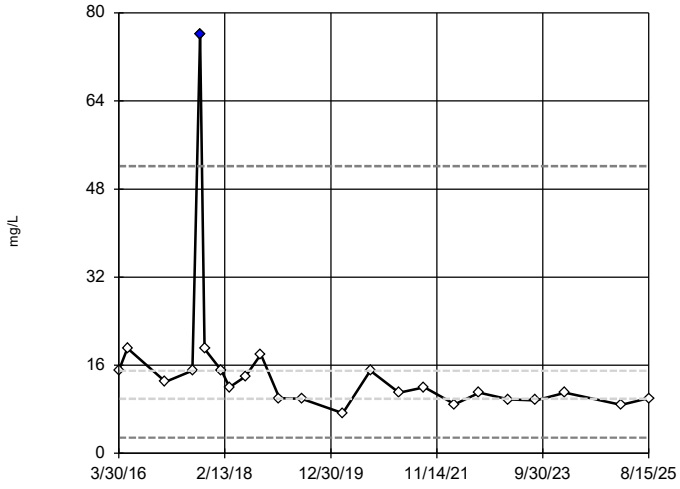


n = 23

Outlier is drawn as solid. Tukey's method selected by user.

Data were natural log transformed to achieve best W statistic (graph shown in original units).

High cutoff = 52.17, low cutoff = 2.846, based on IQR multiplier of 3.

Constituent: Sulfate Analysis Run 3/25/2026 1:25 PM View: Tukey's Outlier Test

Plant Wansley Client: Southern Company Data: Wansley Landfill

Sanitas™ v.10.1.06 Software licensed to Groundwater Stats Consulting. UG

## Tukey's Outlier Screening

GWC-32

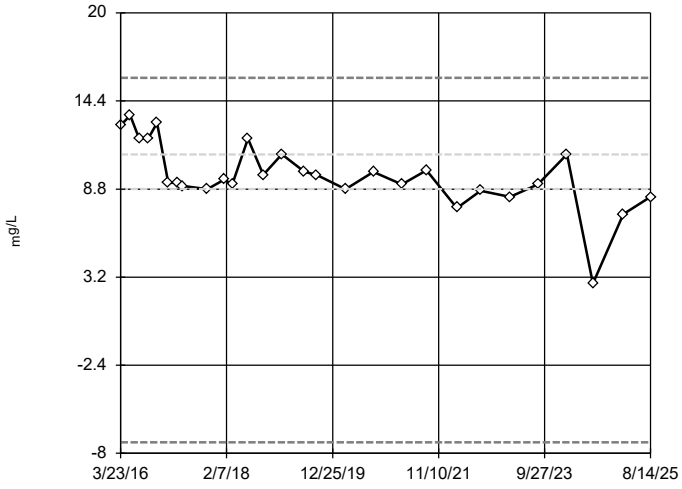


n = 28

No outliers found. Tukey's method selected by user.

Data were square transformed to achieve best W statistic (graph shown in original units).

High cutoff = 15.86, low cutoff = -7.297, based on IQR multiplier of 3.

Constituent: Sulfate Analysis Run 3/25/2026 1:25 PM View: Tukey's Outlier Test

Plant Wansley Client: Southern Company Data: Wansley Landfill

Sanitas™ v.10.1.06 Software licensed to Groundwater Stats Consulting. UG

## Tukey's Outlier Screening

GWC-33

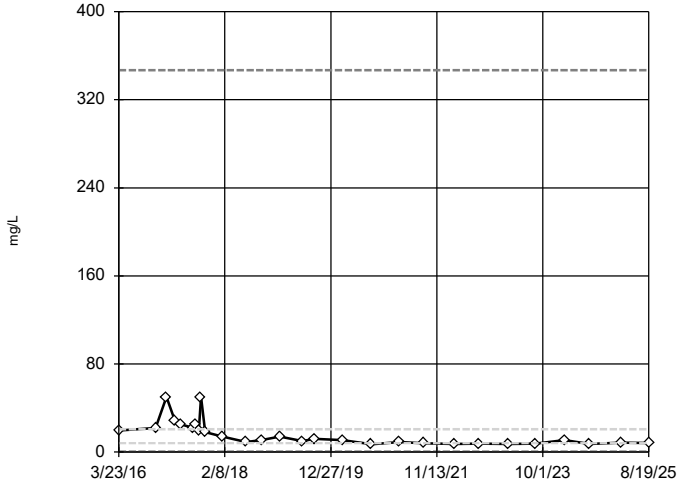


n = 28

No outliers found. Tukey's method selected by user.

Data were natural log transformed to achieve best W statistic (graph shown in original units).

High cutoff = 346.8, low cutoff = 0.4891, based on IQR multiplier of 3.

Constituent: Sulfate Analysis Run 3/25/2026 1:25 PM View: Tukey's Outlier Test

Plant Wansley Client: Southern Company Data: Wansley Landfill

Sanitas™ v.10.1.06 Software licensed to Groundwater Stats Consulting. UG

## Tukey's Outlier Screening

GWC-34

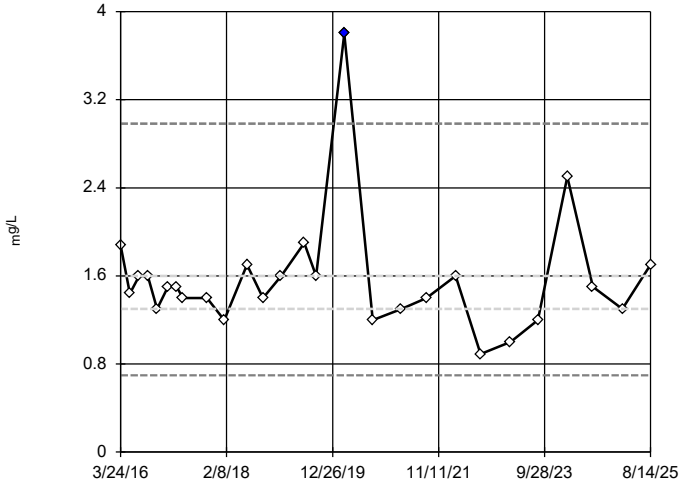


n = 27

Outlier is drawn as solid. Tukey's method selected by user.

Data were natural log transformed to achieve best W statistic (graph shown in original units).

High cutoff = 2.983, low cutoff = 0.6973, based on IQR multiplier of 3.

Constituent: Sulfate Analysis Run 3/25/2026 1:25 PM View: Tukey's Outlier Test

Plant Wansley Client: Southern Company Data: Wansley Landfill

Sanitas™ v.10.1.06 Software licensed to Groundwater Stats Consulting. UG

## Tukey's Outlier Screening

GWC-35

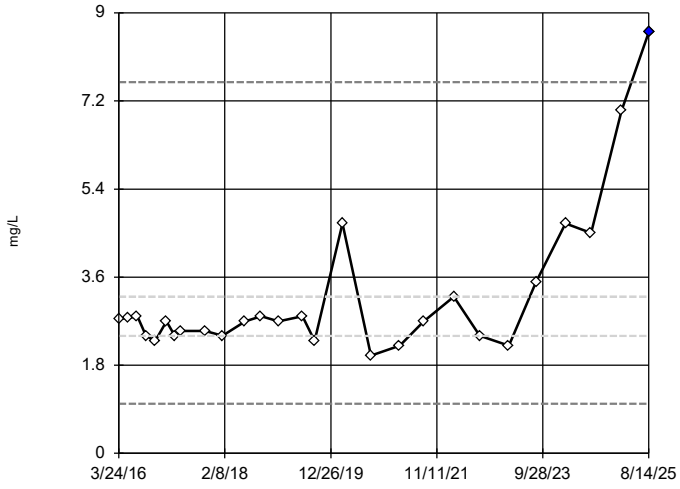


n = 27

Outlier is drawn as solid. Tukey's method selected by user.

Data were natural log transformed to achieve best W statistic (graph shown in original units).

High cutoff = 7.585, low cutoff = 1.013, based on IQR multiplier of 3.

Constituent: Sulfate Analysis Run 3/25/2026 1:25 PM View: Tukey's Outlier Test

Plant Wansley Client: Southern Company Data: Wansley Landfill

Sanitas™ v.10.1.06 Software licensed to Groundwater Stats Consulting. UG

## Tukey's Outlier Screening

GWA-1 (bg)

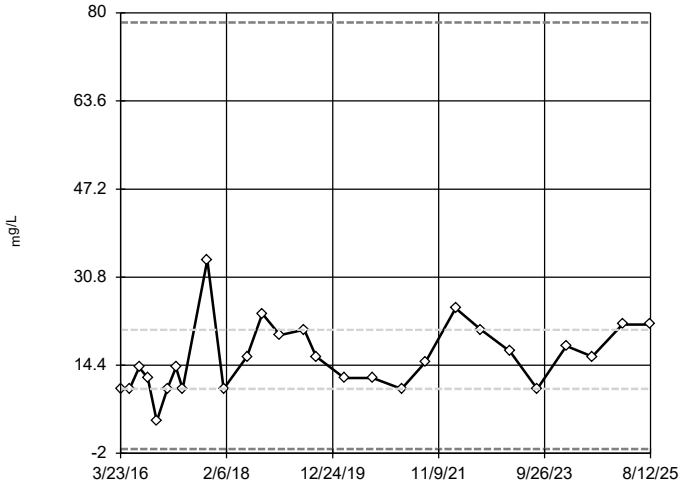


n = 27

No outliers found. Tukey's method selected by user.

Data were square root transformed to achieve best W statistic (graph shown in original units).

High cutoff = 78.21, low cutoff = -1.207, based on IQR multiplier of 3.

Constituent: TDS Analysis Run 3/25/2026 1:25 PM View: Tukey's Outlier Test

Plant Wansley Client: Southern Company Data: Wansley Landfill

Sanitas™ v.10.1.06 Software licensed to Groundwater Stats Consulting. UG

## Tukey's Outlier Screening

GWA-2 (bg)

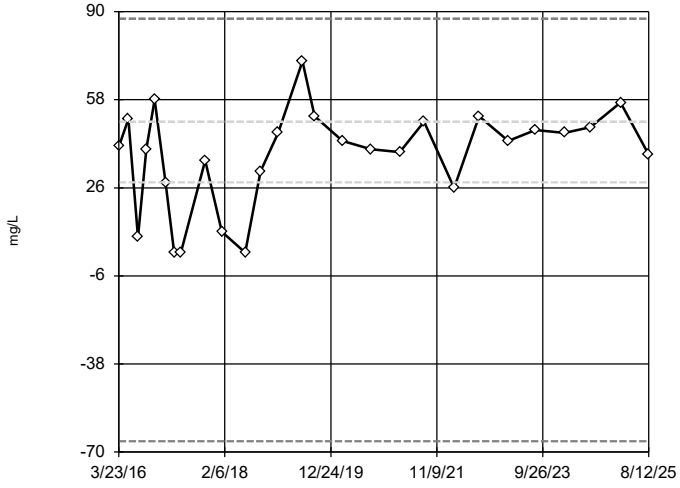


n = 27

No outliers found. Tukey's method selected by user.

Data were square transformed to achieve best W statistic (graph shown in original units).

High cutoff = 87.45, low cutoff = -66.06, based on IQR multiplier of 3.

Constituent: TDS Analysis Run 3/25/2026 1:25 PM View: Tukey's Outlier Test

Plant Wansley Client: Southern Company Data: Wansley Landfill

Sanitas™ v.10.1.06 Software licensed to Groundwater Stats Consulting. UG

## Tukey's Outlier Screening

GWA-3 (bg)

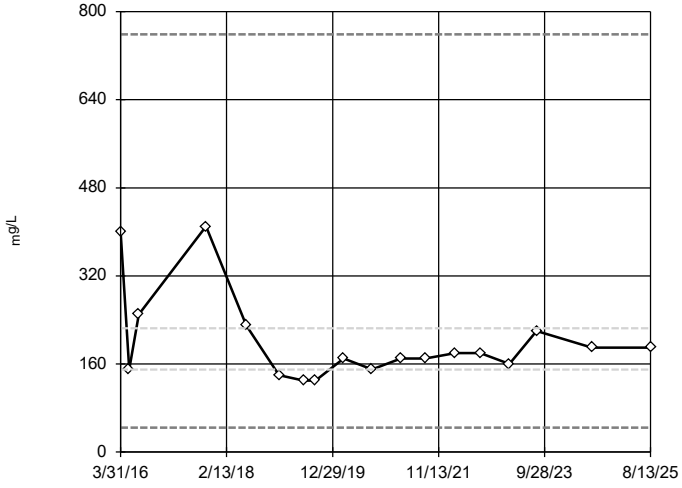


n = 18

No outliers found. Tukey's method selected by user.

Data were natural log transformed to achieve best W statistic (graph shown in original units).

High cutoff = 758.6, low cutoff = 44.48, based on IQR multiplier of 3.

Constituent: TDS Analysis Run 3/25/2026 1:25 PM View: Tukey's Outlier Test

Plant Wansley Client: Southern Company Data: Wansley Landfill

Sanitas™ v.10.1.06 Software licensed to Groundwater Stats Consulting. UG

## Tukey's Outlier Screening

GWA-4 (bg)

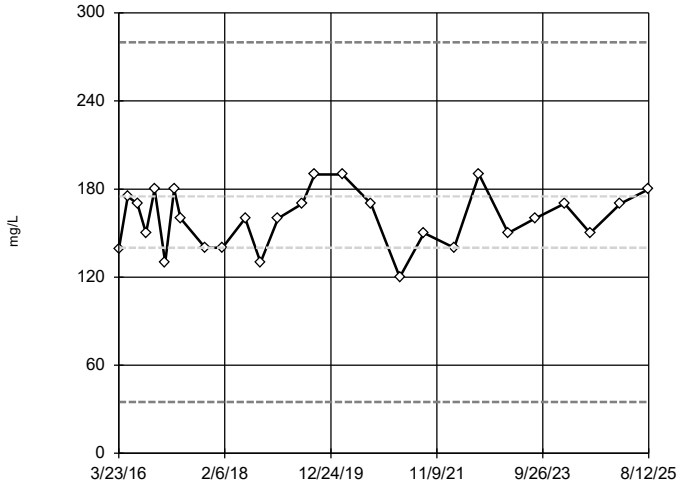


n = 27

No outliers found. Tukey's method selected by user.

Ladder of Powers transformations did not improve normality; analysis run on raw data.

High cutoff = 280, low cutoff = 35, based on IQR multiplier of 3.

Constituent: TDS Analysis Run 3/25/2026 1:25 PM View: Tukey's Outlier Test

Plant Wansley Client: Southern Company Data: Wansley Landfill

Sanitas™ v.10.1.06 Software licensed to Groundwater Stats Consulting. UG

## Tukey's Outlier Screening

GWA-28 (bg)

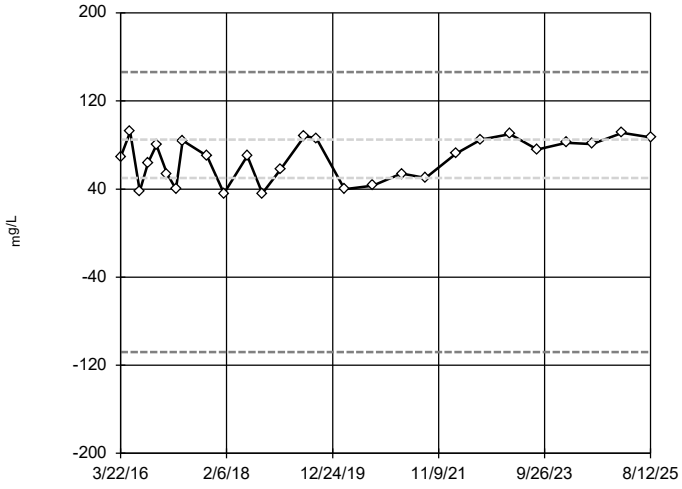


n = 27

No outliers found. Tukey's method selected by user.

Data were square transformed to achieve best W statistic (graph shown in original units).

High cutoff = 146.3, low cutoff = -108.1, based on IQR multiplier of 3.

Constituent: TDS Analysis Run 3/25/2026 1:25 PM View: Tukey's Outlier Test

Plant Wansley Client: Southern Company Data: Wansley Landfill

Sanitas™ v.10.1.06 Software licensed to Groundwater Stats Consulting. UG

## Tukey's Outlier Screening

GWA-29 (bg)

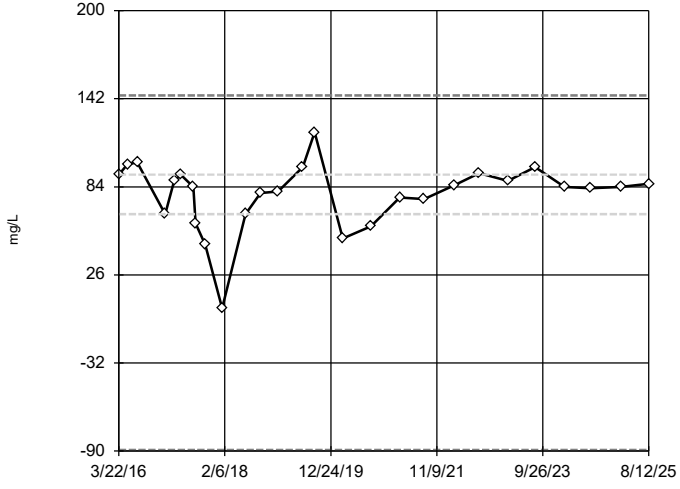


n = 27

No outliers found. Tukey's method selected by user.

Data were square transformed to achieve best W statistic (graph shown in original units).

High cutoff = 144.2, low cutoff = -89.26, based on IQR multiplier of 3.

Constituent: TDS Analysis Run 3/25/2026 1:25 PM View: Tukey's Outlier Test

Plant Wansley Client: Southern Company Data: Wansley Landfill

Sanitas™ v.10.1.06 Software licensed to Groundwater Stats Consulting. UG

## Tukey's Outlier Screening

GWC-5

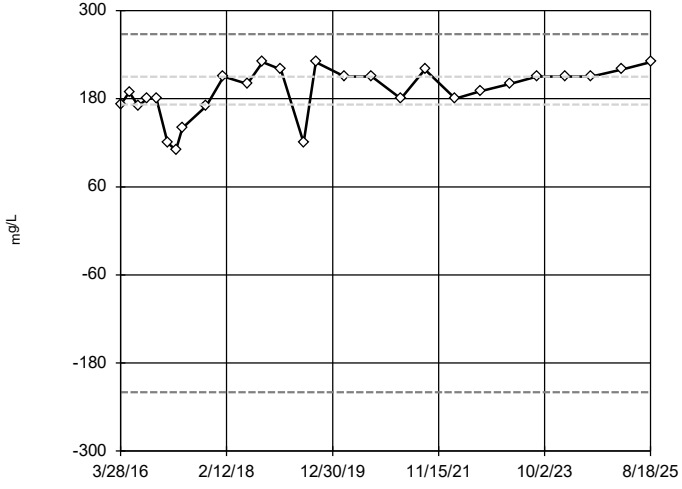


n = 27

No outliers found. Tukey's method selected by user.

Data were x^4 transformed to achieve best W statistic (graph shown in original units).

High cutoff = 267.9, low cutoff = -219.8, based on IQR multiplier of 3.

Constituent: TDS Analysis Run 3/25/2026 1:25 PM View: Tukey's Outlier Test

Plant Wansley Client: Southern Company Data: Wansley Landfill

Sanitas™ v.10.1.06 Software licensed to Groundwater Stats Consulting. UG

## Tukey's Outlier Screening

GWC-6

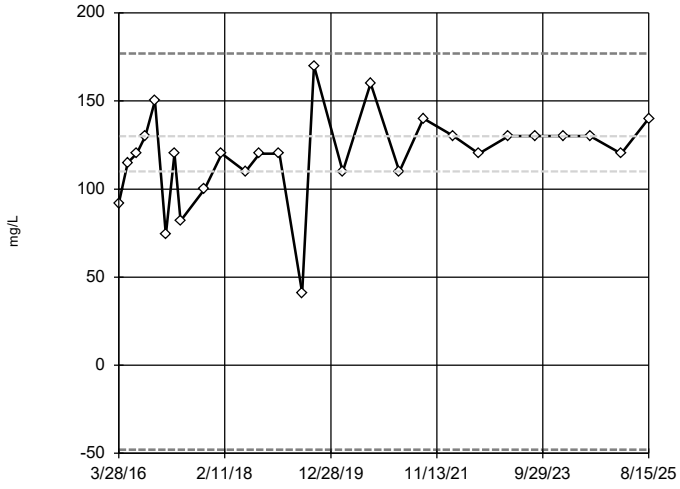


n = 27

No outliers found. Tukey's method selected by user.

Data were square transformed to achieve best W statistic (graph shown in original units).

High cutoff = 176.9, low cutoff = -47.96, based on IQR multiplier of 3.

Constituent: TDS Analysis Run 3/25/2026 1:26 PM View: Tukey's Outlier Test

Plant Wansley Client: Southern Company Data: Wansley Landfill

Sanitas™ v.10.1.06 Software licensed to Groundwater Stats Consulting. UG

## Tukey's Outlier Screening

GWC-7

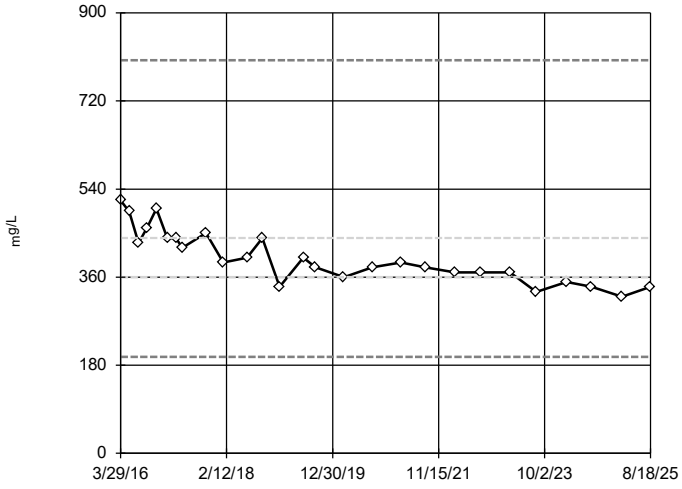


n = 27

No outliers found. Tukey's method selected by user.

Data were natural log transformed to achieve best W statistic (graph shown in original units).

High cutoff = 803.3, low cutoff = 197.2, based on IQR multiplier of 3.

Constituent: TDS Analysis Run 3/25/2026 1:26 PM View: Tukey's Outlier Test

Plant Wansley Client: Southern Company Data: Wansley Landfill

Sanitas™ v.10.1.06 Software licensed to Groundwater Stats Consulting. UG

## Tukey's Outlier Screening

GWC-8

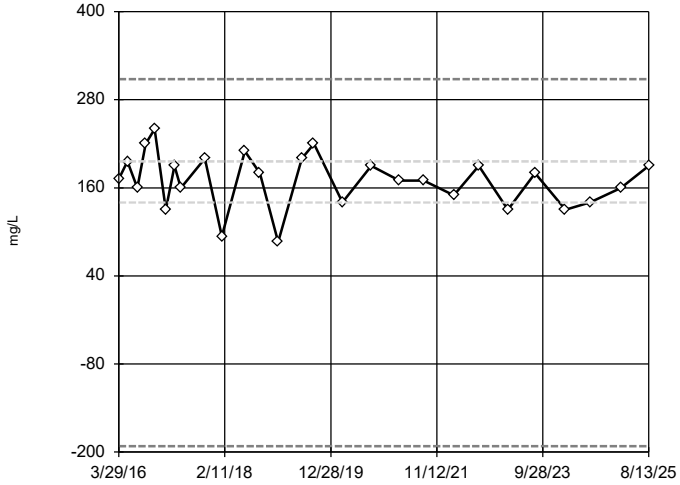


n = 27

No outliers found. Tukey's method selected by user.

Data were square transformed to achieve best W statistic (graph shown in original units).

High cutoff = 308, low cutoff = -192, based on IQR multiplier of 3.

Constituent: TDS Analysis Run 3/25/2026 1:26 PM View: Tukey's Outlier Test

Plant Wansley Client: Southern Company Data: Wansley Landfill

Sanitas™ v.10.1.06 Software licensed to Groundwater Stats Consulting. UG

## Tukey's Outlier Screening

GWC-9

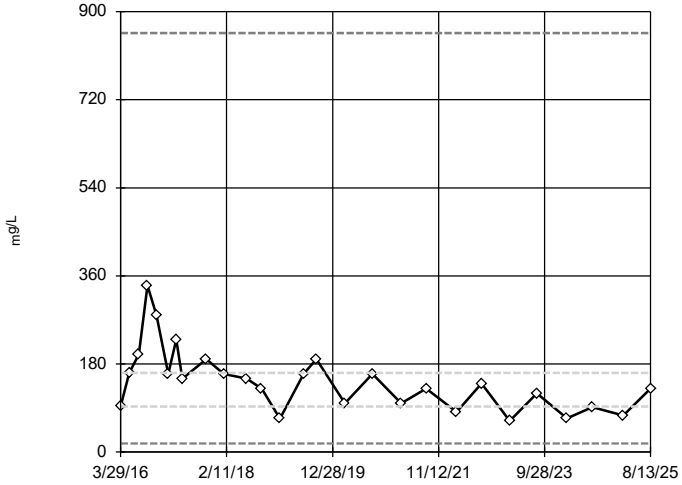


n = 27

No outliers found. Tukey's method selected by user.

Data were natural log transformed to achieve best W statistic (graph shown in original units).

High cutoff = 856.3, low cutoff = 17.59, based on IQR multiplier of 3.

Constituent: TDS Analysis Run 3/25/2026 1:26 PM View: Tukey's Outlier Test

Plant Wansley Client: Southern Company Data: Wansley Landfill

Sanitas™ v.10.1.06 Software licensed to Groundwater Stats Consulting. UG

## Tukey's Outlier Screening

GWC-10

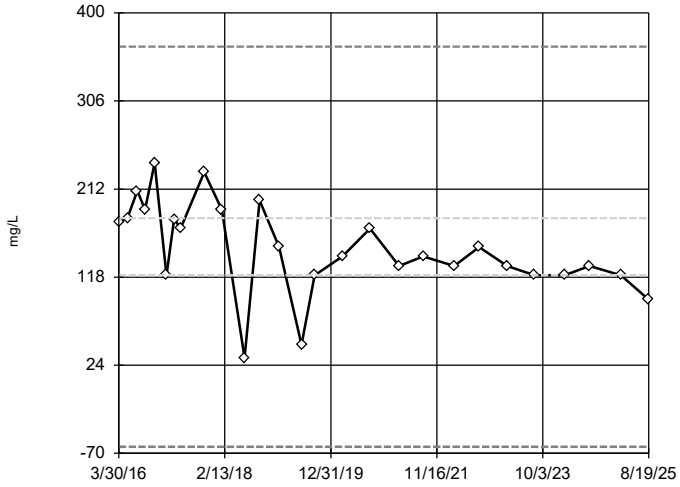


n = 27

No outliers found. Tukey's method selected by user.

Ladder of Powers transformations did not improve normality; analysis run on raw data.

High cutoff = 364, low cutoff = -63, based on IQR multiplier of 3.

Constituent: TDS Analysis Run 3/25/2026 1:26 PM View: Tukey's Outlier Test

Plant Wansley Client: Southern Company Data: Wansley Landfill

Sanitas™ v.10.1.06 Software licensed to Groundwater Stats Consulting. UG

## Tukey's Outlier Screening

GWC-11

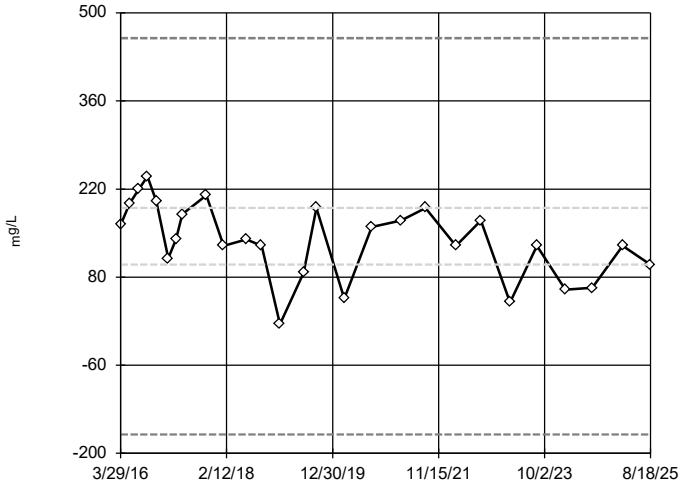


n = 27

No outliers found. Tukey's method selected by user.

Ladder of Powers transformations did not improve normality; analysis run on raw data.

High cutoff = 460, low cutoff = -170, based on IQR multiplier of 3.

Constituent: TDS Analysis Run 3/25/2026 1:26 PM View: Tukey's Outlier Test

Plant Wansley Client: Southern Company Data: Wansley Landfill

Sanitas™ v.10.1.06 Software licensed to Groundwater Stats Consulting. UG

## Tukey's Outlier Screening

GWC-12

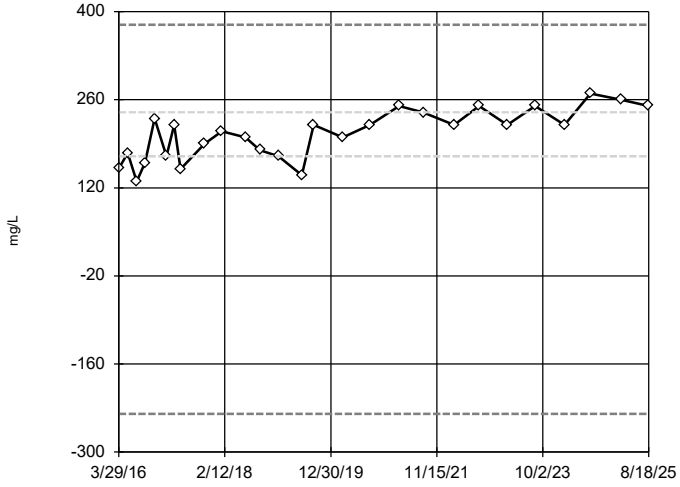


n = 27

No outliers found. Tukey's method selected by user.

Data were square transformed to achieve best W statistic (graph shown in original units).

High cutoff = 379.1, low cutoff = -239.2, based on IQR multiplier of 3.

Constituent: TDS Analysis Run 3/25/2026 1:26 PM View: Tukey's Outlier Test

Plant Wansley Client: Southern Company Data: Wansley Landfill

Sanitas™ v.10.1.06 Software licensed to Groundwater Stats Consulting. UG

## Tukey's Outlier Screening

GWC-13

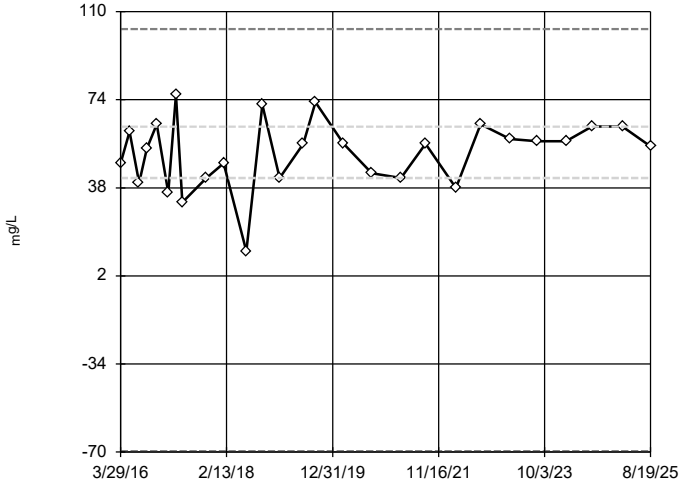


n = 27

No outliers found. Tukey's method selected by user.

Data were square transformed to achieve best W statistic (graph shown in original units).

High cutoff = 102.9, low cutoff = -69.65, based on IQR multiplier of 3.

Constituent: TDS Analysis Run 3/25/2026 1:26 PM View: Tukey's Outlier Test

Plant Wansley Client: Southern Company Data: Wansley Landfill

Sanitas™ v.10.1.06 Software licensed to Groundwater Stats Consulting. UG

## Tukey's Outlier Screening

GWC-14

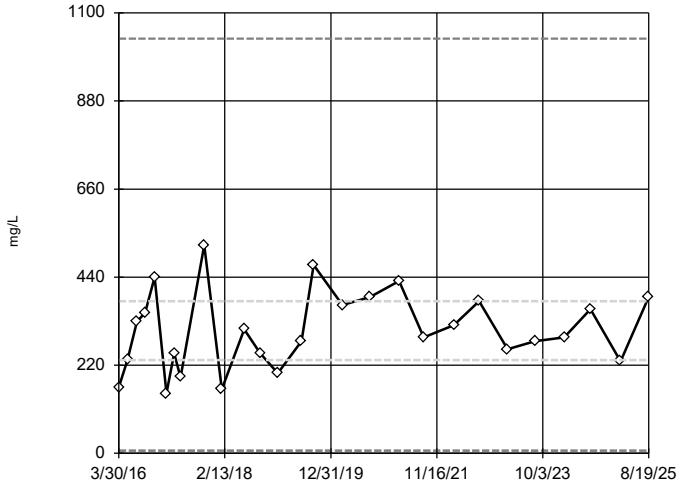


n = 27

No outliers found. Tukey's method selected by user.

Data were square root transformed to achieve best W statistic (graph shown in original units).

High cutoff = 1036, low cutoff = 6.639, based on IQR multiplier of 3.

Constituent: TDS Analysis Run 3/25/2026 1:26 PM View: Tukey's Outlier Test

Plant Wansley Client: Southern Company Data: Wansley Landfill

Sanitas™ v.10.1.06 Software licensed to Groundwater Stats Consulting. UG

## Tukey's Outlier Screening

GWC-15

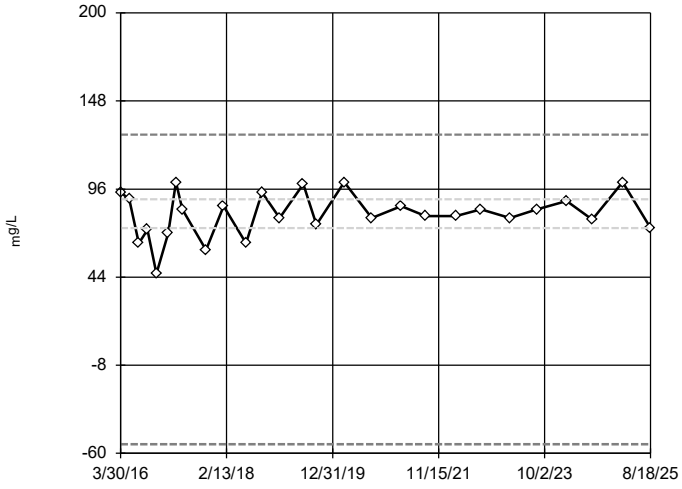


n = 27

No outliers found. Tukey's method selected by user.

Data were square transformed to achieve best W statistic (graph shown in original units).

High cutoff = 128.1, low cutoff = -54.63, based on IQR multiplier of 3.

Constituent: TDS Analysis Run 3/25/2026 1:26 PM View: Tukey's Outlier Test

Plant Wansley Client: Southern Company Data: Wansley Landfill

Sanitas™ v.10.1.06 Software licensed to Groundwater Stats Consulting. UG

## Tukey's Outlier Screening

GWC-16

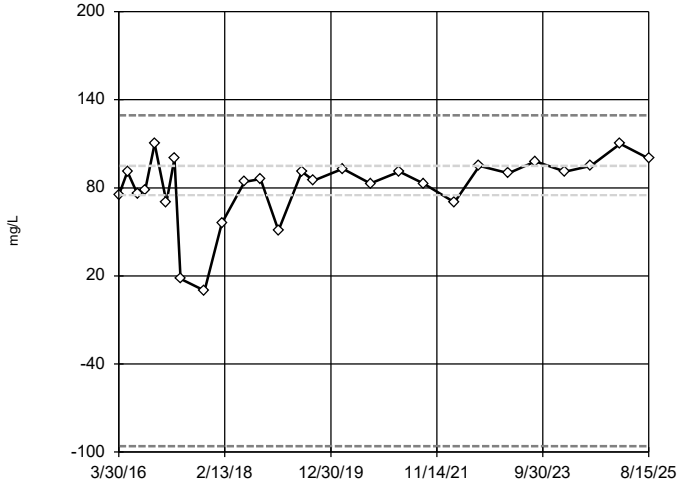


n = 27

No outliers found. Tukey's method selected by user.

Data were cube transformed to achieve best W statistic (graph shown in original units).

High cutoff = 129.3, low cutoff = -96, based on IQR multiplier of 3.

Constituent: TDS Analysis Run 3/25/2026 1:26 PM View: Tukey's Outlier Test

Plant Wansley Client: Southern Company Data: Wansley Landfill

Sanitas™ v.10.1.06 Software licensed to Groundwater Stats Consulting. UG

## Tukey's Outlier Screening

GWC-17

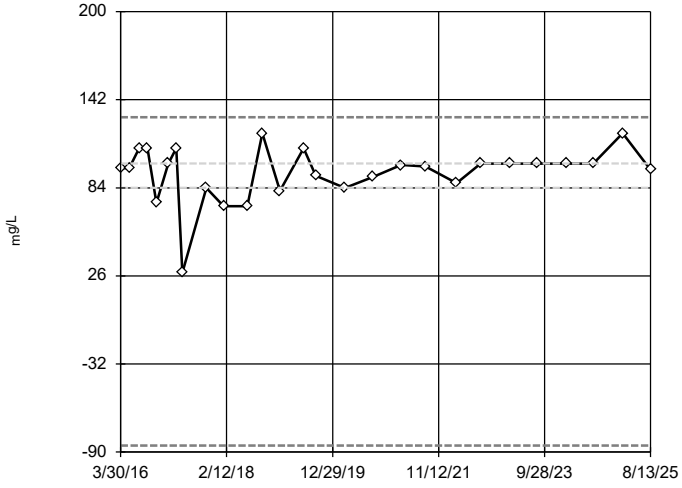


n = 27

No outliers found. Tukey's method selected by user.

Data were cube transformed to achieve best W statistic (graph shown in original units).

High cutoff = 130.5, low cutoff = -85.69, based on IQR multiplier of 3.

Constituent: TDS Analysis Run 3/25/2026 1:26 PM View: Tukey's Outlier Test

Plant Wansley Client: Southern Company Data: Wansley Landfill

Sanitas™ v.10.1.06 Software licensed to Groundwater Stats Consulting. UG

## Tukey's Outlier Screening

GWC-18

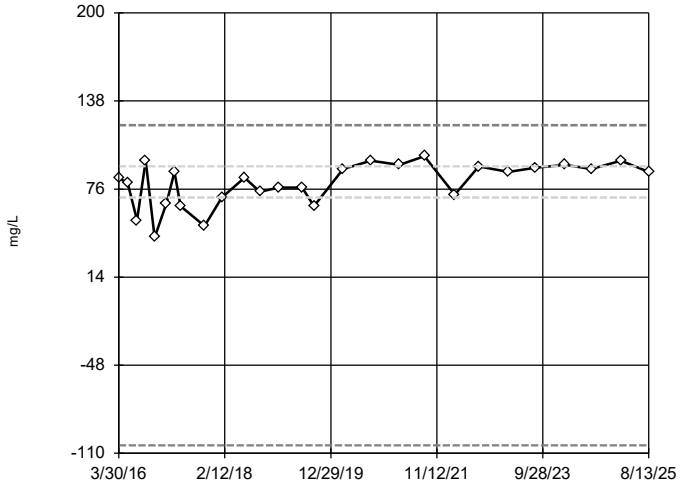


n = 27

No outliers found. Tukey's method selected by user.

Data were x^4 transformed to achieve best W statistic (graph shown in original units).

High cutoff = 121, low cutoff = -104.4, based on IQR multiplier of 3.

Constituent: TDS Analysis Run 3/25/2026 1:26 PM View: Tukey's Outlier Test

Plant Wansley Client: Southern Company Data: Wansley Landfill

Sanitas™ v.10.1.06 Software licensed to Groundwater Stats Consulting. UG

## Tukey's Outlier Screening

GWC-19

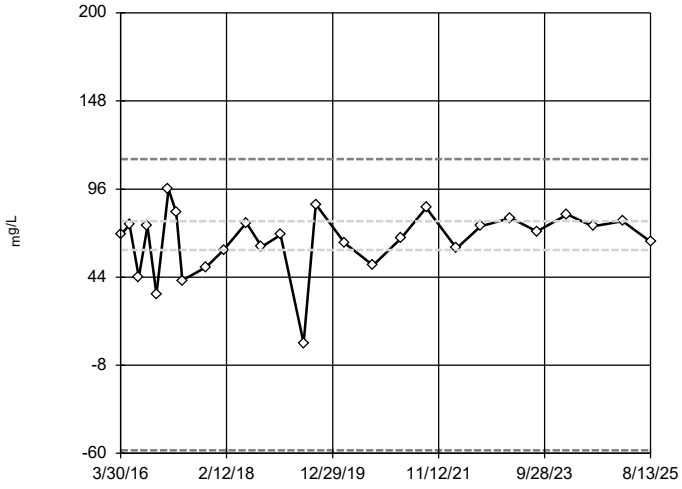


n = 27

No outliers found. Tukey's method selected by user.

Data were square transformed to achieve best W statistic (graph shown in original units).

High cutoff = 113.6, low cutoff = -58.2, based on IQR multiplier of 3.

Constituent: TDS Analysis Run 3/25/2026 1:26 PM View: Tukey's Outlier Test

Plant Wansley Client: Southern Company Data: Wansley Landfill

Sanitas™ v.10.1.06 Software licensed to Groundwater Stats Consulting. UG

## Tukey's Outlier Screening

GWC-20

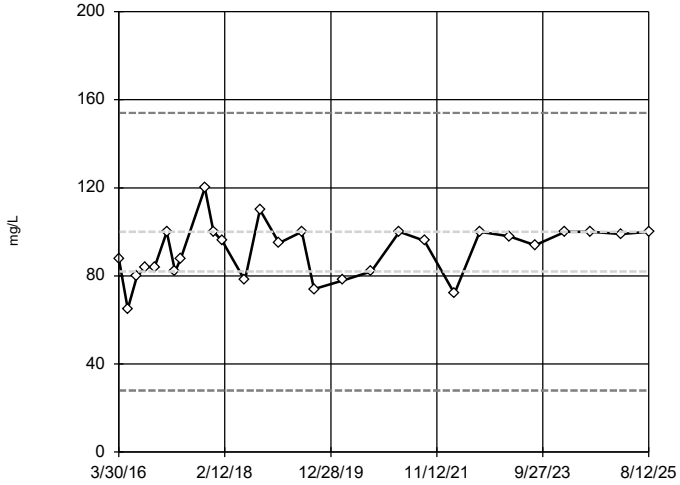


n = 28

No outliers found. Tukey's method selected by user.

Ladder of Powers transformations did not improve normality; analysis run on raw data.

High cutoff = 154, low cutoff = 28, based on IQR multiplier of 3.

Constituent: TDS Analysis Run 3/25/2026 1:26 PM View: Tukey's Outlier Test

Plant Wansley Client: Southern Company Data: Wansley Landfill

Sanitas™ v.10.1.06 Software licensed to Groundwater Stats Consulting. UG

## Tukey's Outlier Screening

GWC-21

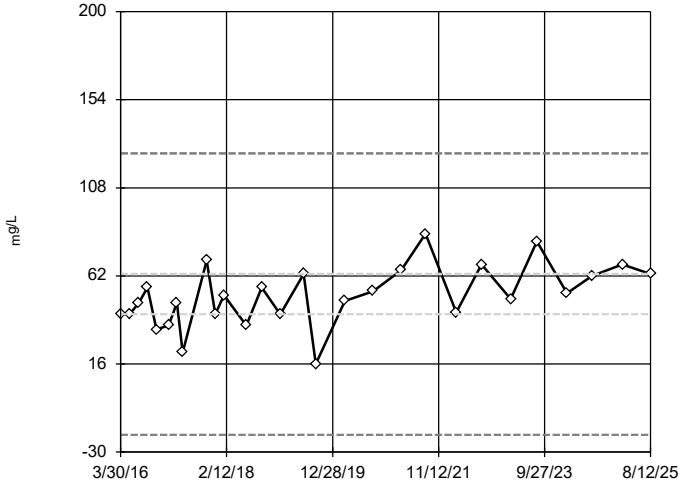


n = 28

No outliers found. Tukey's method selected by user.

Ladder of Powers transformations did not improve normality; analysis run on raw data.

High cutoff = 126, low cutoff = -21, based on IQR multiplier of 3.

Constituent: TDS Analysis Run 3/25/2026 1:26 PM View: Tukey's Outlier Test

Plant Wansley Client: Southern Company Data: Wansley Landfill

Sanitas™ v.10.1.06 Software licensed to Groundwater Stats Consulting. UG

## Tukey's Outlier Screening

GWC-22

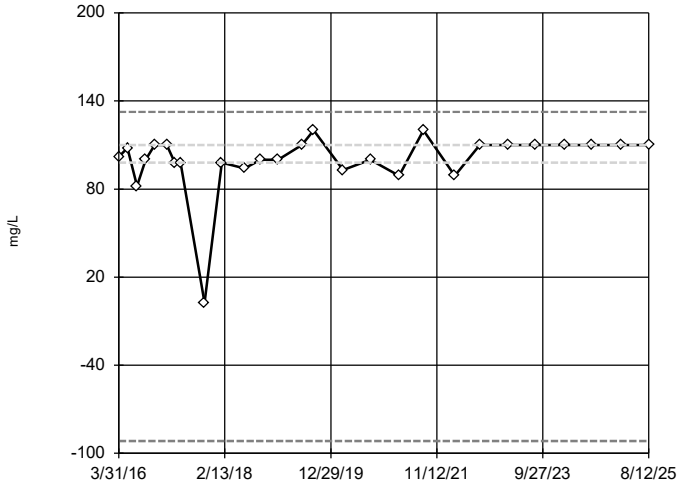


n = 27

No outliers found. Tukey's method selected by user.

Data were x^4 transformed to achieve best W statistic (graph shown in original units).

High cutoff = 132.6, low cutoff = -91.56, based on IQR multiplier of 3.

Constituent: TDS Analysis Run 3/25/2026 1:26 PM View: Tukey's Outlier Test

Plant Wansley Client: Southern Company Data: Wansley Landfill

Sanitas™ v.10.1.06 Software licensed to Groundwater Stats Consulting. UG

## Tukey's Outlier Screening

GWC-23

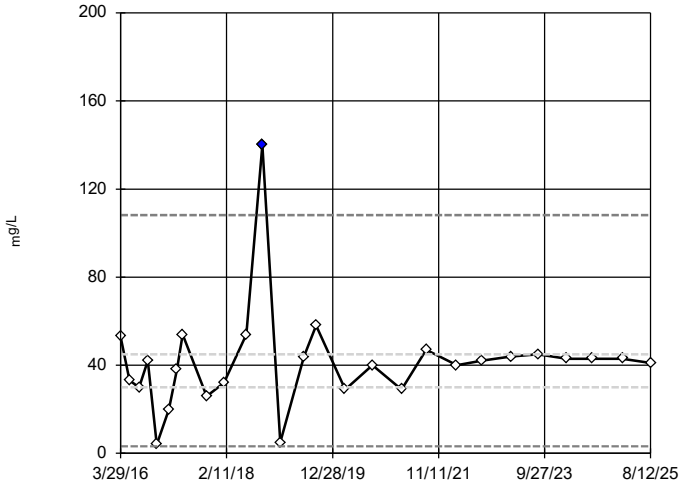


n = 27

Outlier is drawn as solid. Tukey's method selected by user.

Data were square root transformed to achieve best W statistic (graph shown in original units).

High cutoff = 108.2, low cutoff = 3.184, based on IQR multiplier of 3.

Constituent: TDS Analysis Run 3/25/2026 1:26 PM View: Tukey's Outlier Test

Plant Wansley Client: Southern Company Data: Wansley Landfill

Sanitas™ v.10.1.06 Software licensed to Groundwater Stats Consulting. UG

## Tukey's Outlier Screening

GWC-24

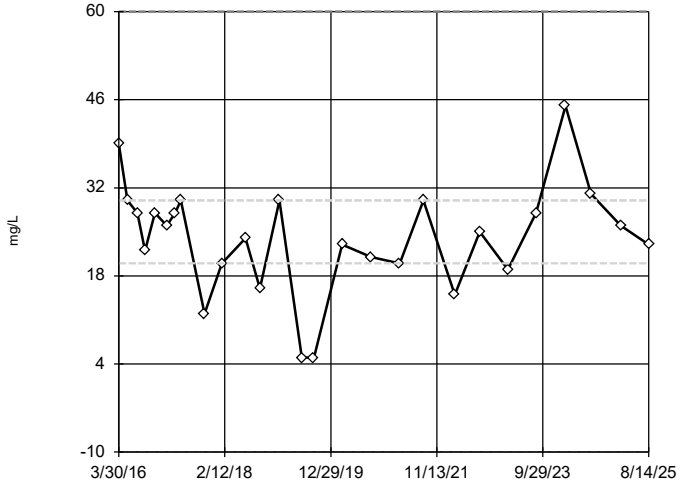


n = 27

No outliers found. Tukey's method selected by user.

Ladder of Powers transformations did not improve normality; analysis run on raw data.

High cutoff = 60, low cutoff = -10, based on IQR multiplier of 3.

Constituent: TDS Analysis Run 3/25/2026 1:26 PM View: Tukey's Outlier Test

Plant Wansley Client: Southern Company Data: Wansley Landfill

Sanitas™ v.10.1.06 Software licensed to Groundwater Stats Consulting. UG

## Tukey's Outlier Screening

GWC-25

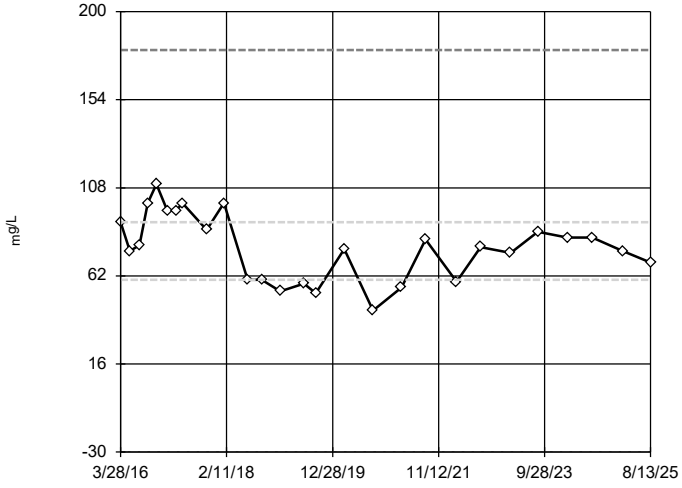


n = 27

No outliers found. Tukey's method selected by user.

Ladder of Powers transformations did not improve normality; analysis run on raw data.

High cutoff = 180, low cutoff = -30, based on IQR multiplier of 3.

Constituent: TDS Analysis Run 3/25/2026 1:26 PM View: Tukey's Outlier Test

Plant Wansley Client: Southern Company Data: Wansley Landfill

Sanitas™ v.10.1.06 Software licensed to Groundwater Stats Consulting. UG

## Tukey's Outlier Screening

GWC-26

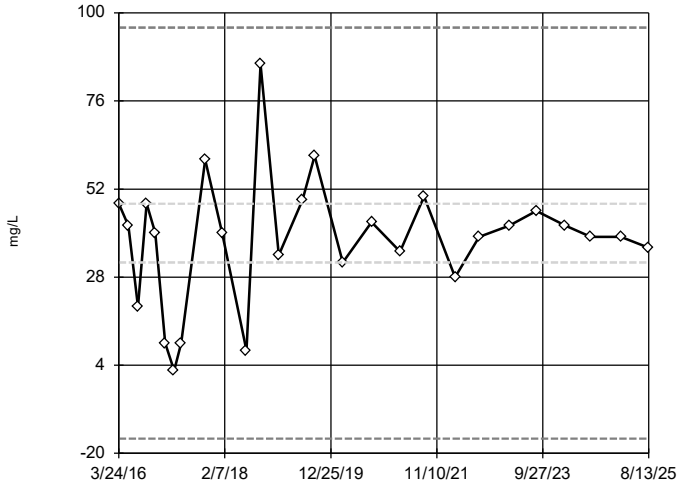


n = 27

No outliers found. Tukey's method selected by user.

Ladder of Powers transformations did not improve normality; analysis run on raw data.

High cutoff = 96, low cutoff = -16, based on IQR multiplier of 3.

Constituent: TDS Analysis Run 3/25/2026 1:26 PM View: Tukey's Outlier Test

Plant Wansley Client: Southern Company Data: Wansley Landfill

Sanitas™ v.10.1.06 Software licensed to Groundwater Stats Consulting. UG

## Tukey's Outlier Screening

GWC-27

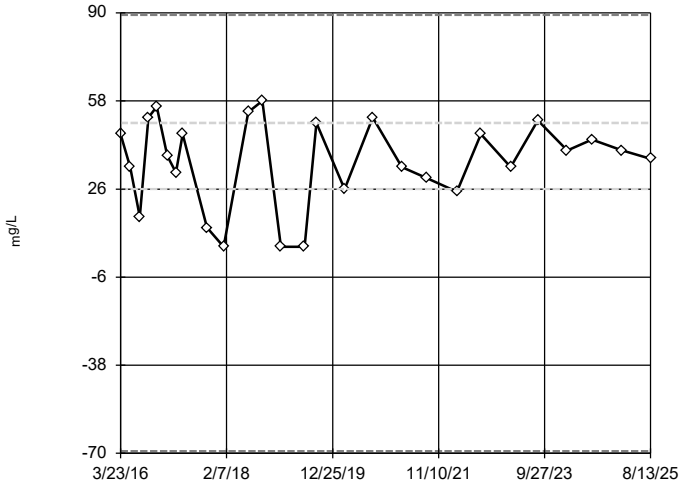


n = 27

No outliers found. Tukey's method selected by user.

Data were square transformed to achieve best W statistic (graph shown in original units).

High cutoff = 89.29, low cutoff = -69.25, based on IQR multiplier of 3.

Constituent: TDS Analysis Run 3/25/2026 1:26 PM View: Tukey's Outlier Test

Plant Wansley Client: Southern Company Data: Wansley Landfill

Sanitas™ v.10.1.06 Software licensed to Groundwater Stats Consulting. UG

## Tukey's Outlier Screening

GWC-30

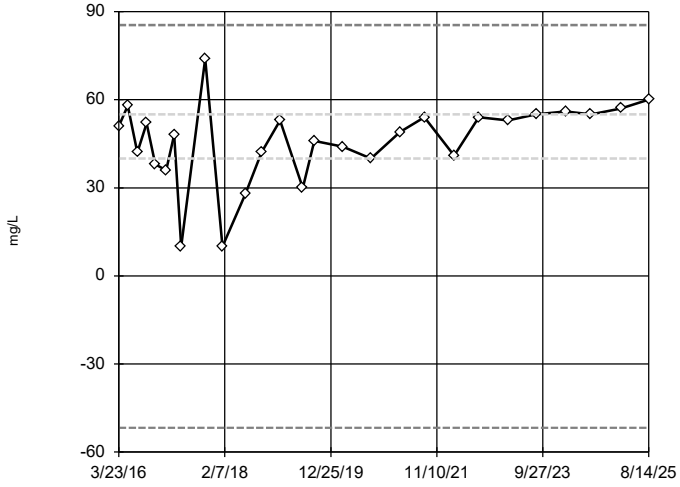


n = 27

No outliers found. Tukey's method selected by user.

Data were square transformed to achieve best W statistic (graph shown in original units).

High cutoff = 85.44, low cutoff = -51.72, based on IQR multiplier of 3.

Constituent: TDS Analysis Run 3/25/2026 1:26 PM View: Tukey's Outlier Test

Plant Wansley Client: Southern Company Data: Wansley Landfill

Sanitas™ v.10.1.06 Software licensed to Groundwater Stats Consulting. UG

## Tukey's Outlier Screening

GWC-31

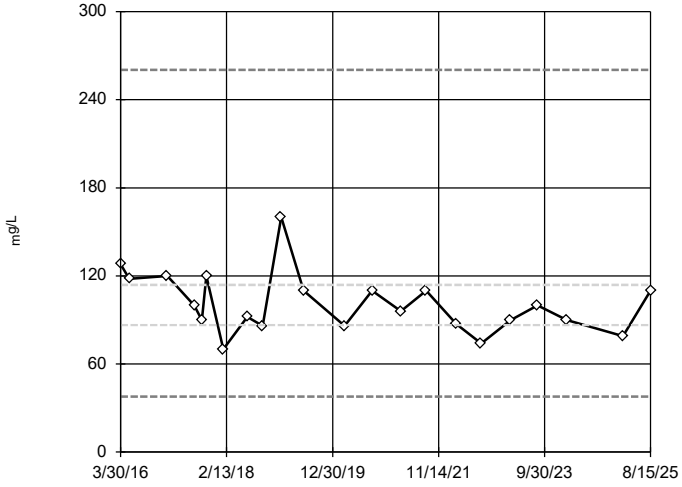


n = 22

No outliers found. Tukey's method selected by user.

Data were natural log transformed to achieve best W statistic (graph shown in original units).

High cutoff = 260.3, low cutoff = 37.86, based on IQR multiplier of 3.

Constituent: TDS Analysis Run 3/25/2026 1:26 PM View: Tukey's Outlier Test

Plant Wansley Client: Southern Company Data: Wansley Landfill

Sanitas™ v.10.1.06 Software licensed to Groundwater Stats Consulting. UG

## Tukey's Outlier Screening

GWC-32

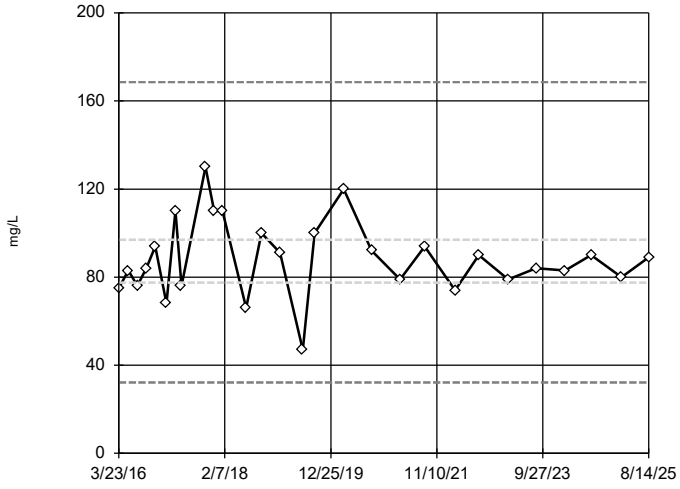


n = 28

No outliers found. Tukey's method selected by user.

Data were square root transformed to achieve best W statistic (graph shown in original units).

High cutoff = 168.5, low cutoff = 32.14, based on IQR multiplier of 3.

Constituent: TDS Analysis Run 3/25/2026 1:26 PM View: Tukey's Outlier Test

Plant Wansley Client: Southern Company Data: Wansley Landfill

Sanitas™ v.10.1.06 Software licensed to Groundwater Stats Consulting. UG

## Tukey's Outlier Screening

GWC-33

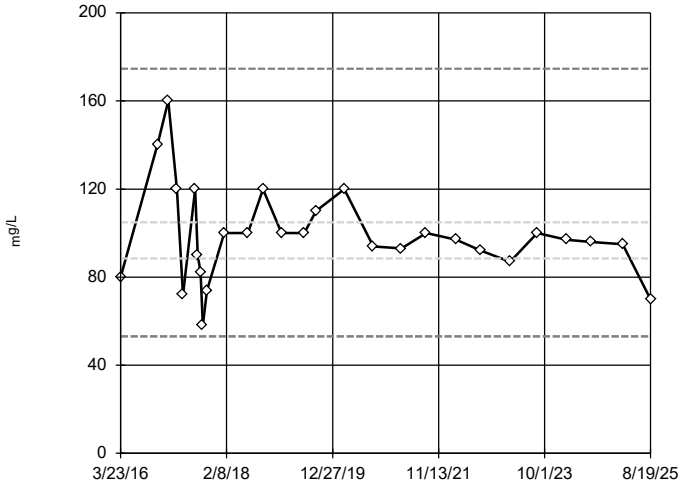


n = 28

No outliers found. Tukey's method selected by user.

Data were natural log transformed to achieve best W statistic (graph shown in original units).

High cutoff = 174.6, low cutoff = 53.14, based on IQR multiplier of 3.

Constituent: TDS Analysis Run 3/25/2026 1:26 PM View: Tukey's Outlier Test

Plant Wansley Client: Southern Company Data: Wansley Landfill

Sanitas™ v.10.1.06 Software licensed to Groundwater Stats Consulting. UG

## Tukey's Outlier Screening

GWC-34

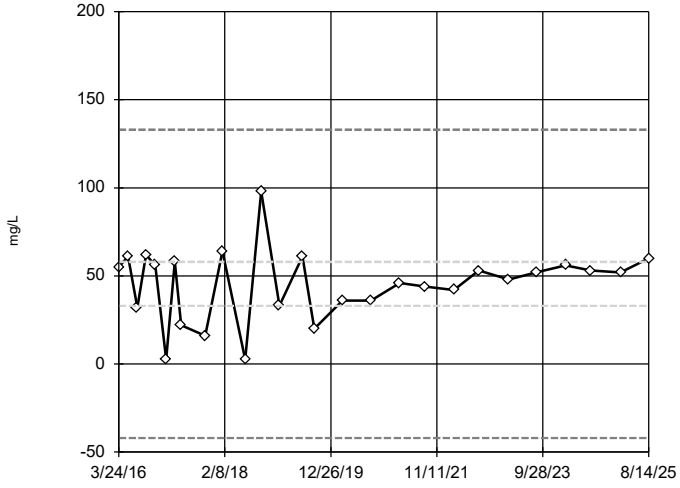


n = 27

No outliers found. Tukey's method selected by user.

Ladder of Powers transformations did not improve normality; analysis run on raw data.

High cutoff = 133, low cutoff = -42, based on IQR multiplier of 3.

Constituent: TDS Analysis Run 3/25/2026 1:26 PM View: Tukey's Outlier Test

Plant Wansley Client: Southern Company Data: Wansley Landfill

Sanitas™ v.10.1.06 Software licensed to Groundwater Stats Consulting. UG

## Tukey's Outlier Screening

GWC-35

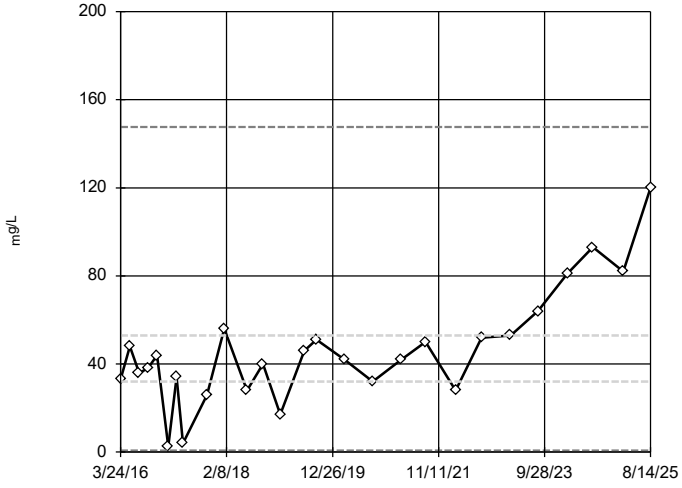


n = 27

No outliers found. Tukey's method selected by user.

Data were square root transformed to achieve best W statistic (graph shown in original units).

High cutoff = 147.6, low cutoff = 0.6195, based on IQR multiplier of 3.

Constituent: TDS Analysis Run 3/25/2026 1:26 PM View: Tukey's Outlier Test

Plant Wansley Client: Southern Company Data: Wansley Landfill

Sanitas™ v.10.1.06 Software licensed to Groundwater Stats Consulting. UG

## Tukey's Outlier Screening

GWA-1 (bg)

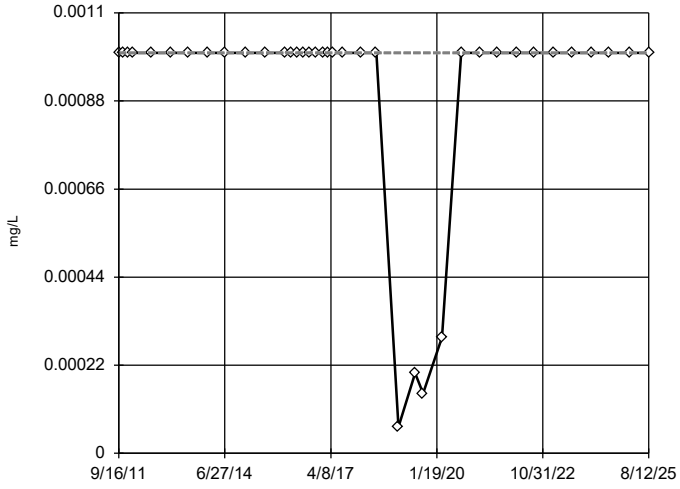


n = 38

No outliers found. Tukey's method selected by user.

Data were cube root transformed to achieve best W statistic (graph shown in original units).

The results were invalidated, because the lower and upper quartiles are equal.

Constituent: Thallium Analysis Run 3/25/2026 1:26 PM View: Tukey's Outlier Test

Plant Wansley Client: Southern Company Data: Wansley Landfill

Sanitas™ v.10.1.06 Software licensed to Groundwater Stats Consulting. UG

## Tukey's Outlier Screening

GWA-2 (bg)

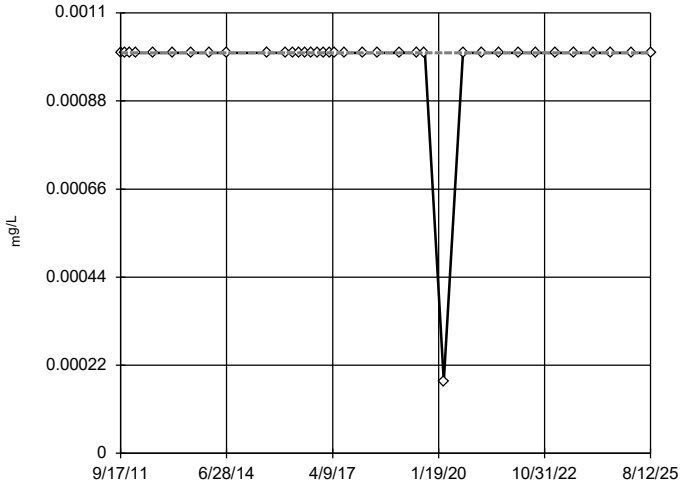


n = 37

No outliers found. Tukey's method selected by user.

Data were cube transformed to achieve best W statistic (graph shown in original units).

The results were invalidated, because the lower and upper quartiles are equal.

Constituent: Thallium Analysis Run 3/25/2026 1:26 PM View: Tukey's Outlier Test

Plant Wansley Client: Southern Company Data: Wansley Landfill

Sanitas™ v.10.1.06 Software licensed to Groundwater Stats Consulting. UG

## Tukey's Outlier Screening

GWA-3 (bg)

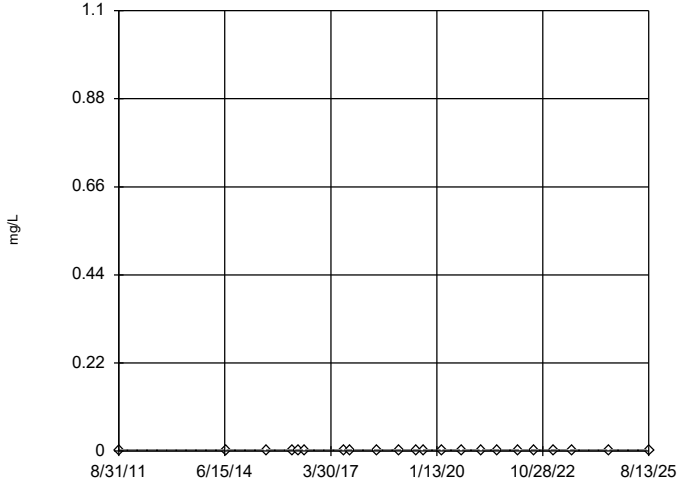


n = 22

No outliers found. Tukey's method selected by user.

All values are the same.

Constituent: Thallium Analysis Run 3/25/2026 1:26 PM View: Tukey's Outlier Test

Plant Wansley Client: Southern Company Data: Wansley Landfill

Sanitas™ v.10.1.06 Software licensed to Groundwater Stats Consulting. UG

## Tukey's Outlier Screening

GWA-4 (bg)

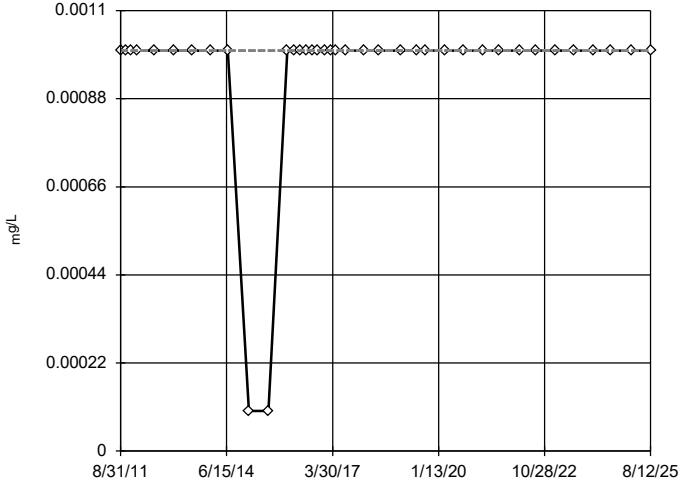


n = 38

No outliers found. Tukey's method selected by user.

Ladder of Powers transformations did not improve normality; analysis run on raw data.

The results were invalidated, because the lower and upper quartiles are equal.

Constituent: Thallium Analysis Run 3/25/2026 1:26 PM View: Tukey's Outlier Test

Plant Wansley Client: Southern Company Data: Wansley Landfill

Sanitas™ v.10.1.06 Software licensed to Groundwater Stats Consulting. UG

## Tukey's Outlier Screening

GWA-28 (bg)

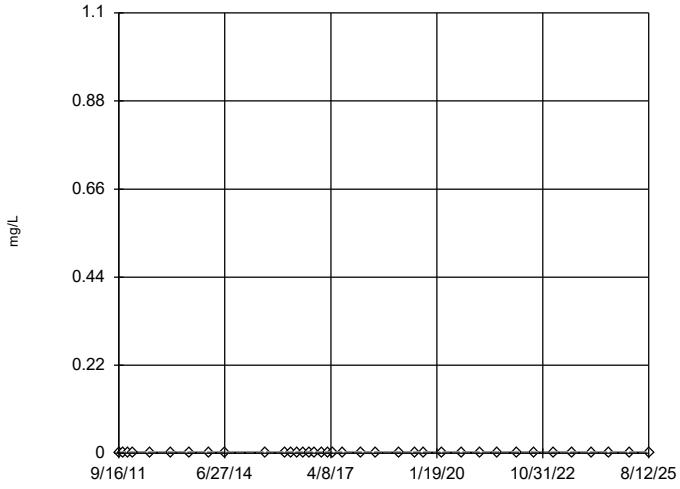


n = 37

No outliers found. Tukey's method selected by user.

All values are the same.

Constituent: Thallium Analysis Run 3/25/2026 1:26 PM View: Tukey's Outlier Test

Plant Wansley Client: Southern Company Data: Wansley Landfill

Sanitas™ v.10.1.06 Software licensed to Groundwater Stats Consulting. UG

## Tukey's Outlier Screening

GWA-29 (bg)

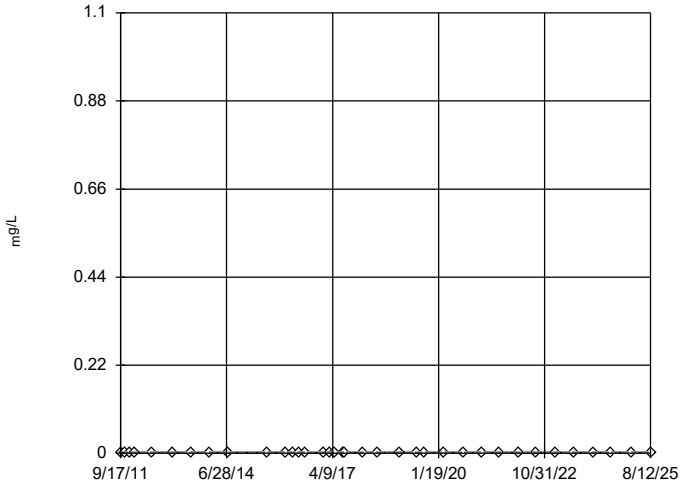


n = 36

No outliers found. Tukey's method selected by user.

All values are the same.

Constituent: Thallium Analysis Run 3/25/2026 1:26 PM View: Tukey's Outlier Test

Plant Wansley Client: Southern Company Data: Wansley Landfill

Sanitas™ v.10.1.06 Software licensed to Groundwater Stats Consulting. UG

## Tukey's Outlier Screening

GWC-5

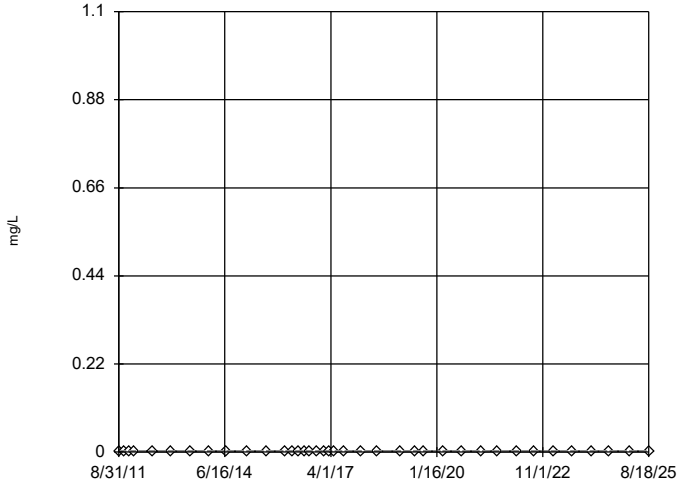


n = 38

No outliers found. Tukey's method selected by user.

All values are the same.

Constituent: Thallium Analysis Run 3/25/2026 1:26 PM View: Tukey's Outlier Test

Plant Wansley Client: Southern Company Data: Wansley Landfill

Sanitas™ v.10.1.06 Software licensed to Groundwater Stats Consulting. UG

## Tukey's Outlier Screening

GWC-6

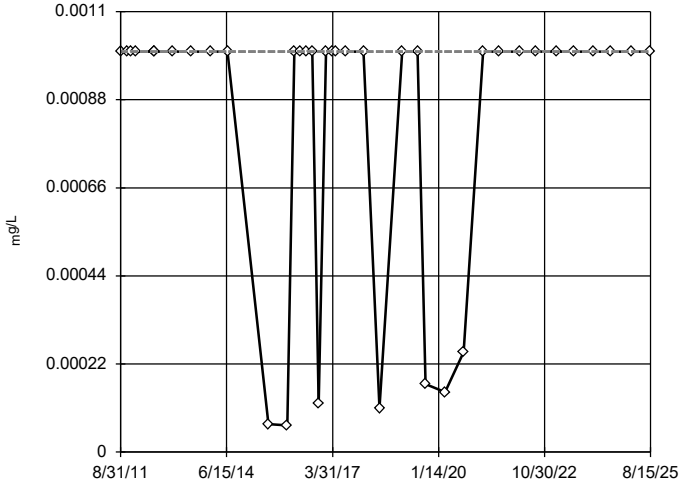


n = 38

No outliers found. Tukey's method selected by user.

Data were natural log transformed to achieve best W statistic (graph shown in original units).

The results were invalidated, because the lower and upper quartiles are equal.

Constituent: Thallium Analysis Run 3/25/2026 1:26 PM View: Tukey's Outlier Test

Plant Wansley Client: Southern Company Data: Wansley Landfill

Sanitas™ v.10.1.06 Software licensed to Groundwater Stats Consulting. UG

## Tukey's Outlier Screening

GWC-7

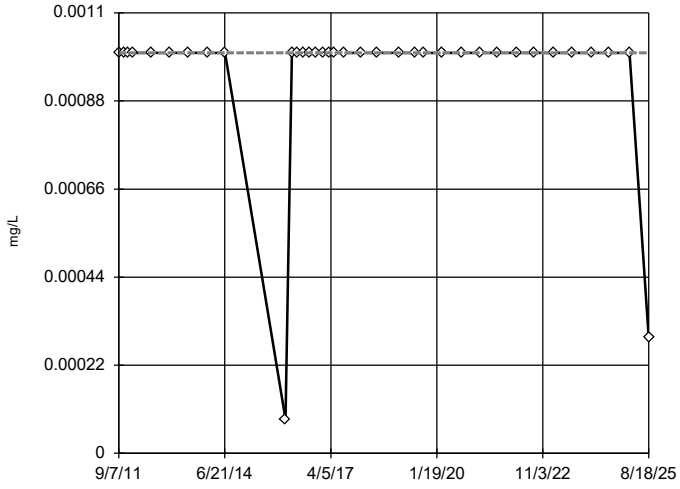


n = 36

No outliers found. Tukey's method selected by user.

Data were square root transformed to achieve best W statistic (graph shown in original units).

The results were invalidated, because the lower and upper quartiles are equal.

Constituent: Thallium Analysis Run 3/25/2026 1:26 PM View: Tukey's Outlier Test

Plant Wansley Client: Southern Company Data: Wansley Landfill

Sanitas™ v.10.1.06 Software licensed to Groundwater Stats Consulting. UG

## Tukey's Outlier Screening

GWC-8

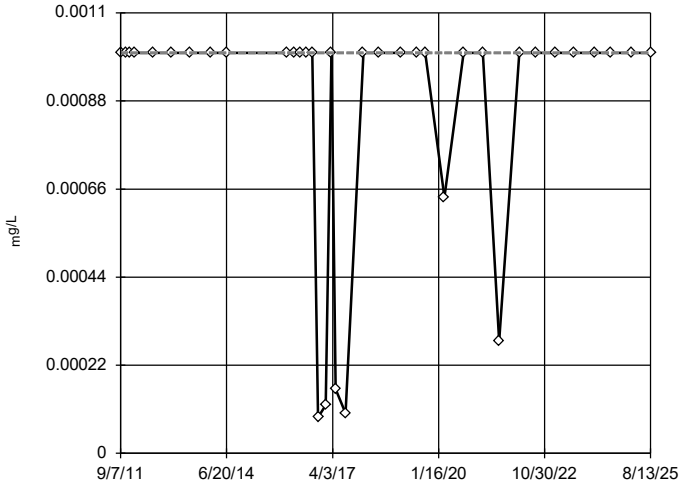


n = 36

No outliers found. Tukey's method selected by user.

Ladder of Powers transformations did not improve normality; analysis run on raw data.

The results were invalidated, because the lower and upper quartiles are equal.

Constituent: Thallium Analysis Run 3/25/2026 1:26 PM View: Tukey's Outlier Test

Plant Wansley Client: Southern Company Data: Wansley Landfill

Sanitas™ v.10.1.06 Software licensed to Groundwater Stats Consulting. UG

## Tukey's Outlier Screening

GWC-9

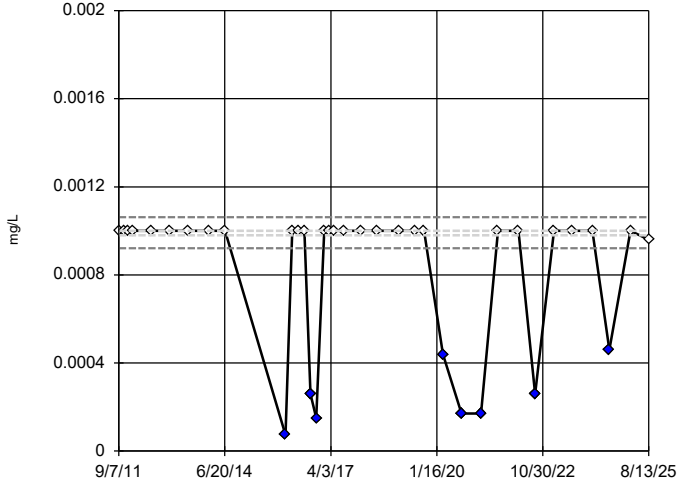


n = 36

Outliers are drawn as solid.
Tukey's method selected by user.

Data were cube root transformed to achieve best W statistic (graph shown in original units).

High cutoff = 0.001062, low cutoff = 0.0009211, based on IQR multiplier of 3.

Constituent: Thallium Analysis Run 3/25/2026 1:26 PM View: Tukey's Outlier Test

Plant Wansley Client: Southern Company Data: Wansley Landfill

Sanitas™ v.10.1.06 Software licensed to Groundwater Stats Consulting. UG

## Tukey's Outlier Screening

GWC-10

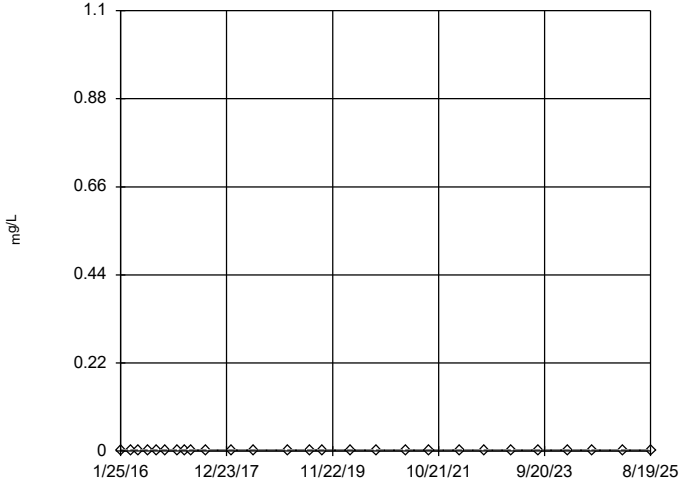


n = 27

No outliers found. Tukey's method selected by user.

All values are the same.

Constituent: Thallium Analysis Run 3/25/2026 1:26 PM View: Tukey's Outlier Test

Plant Wansley Client: Southern Company Data: Wansley Landfill

Sanitas™ v.10.1.06 Software licensed to Groundwater Stats Consulting. UG

## Tukey's Outlier Screening

GWC-11

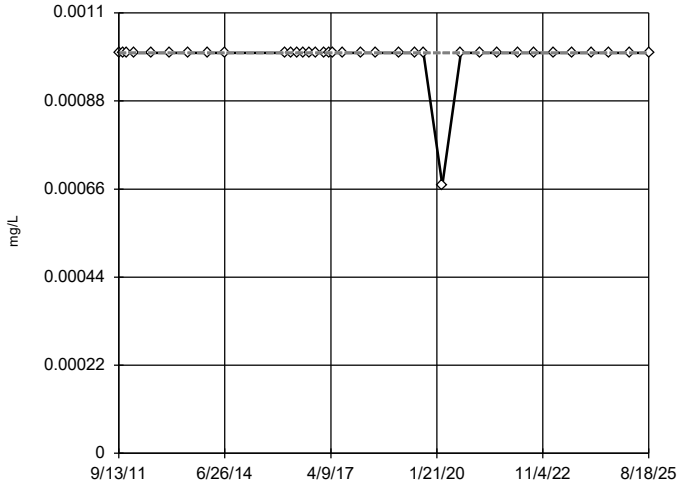


n = 36

No outliers found. Tukey's method selected by user.

Data were cube root transformed to achieve best W statistic (graph shown in original units).

The results were invalidated, because the lower and upper quartiles are equal.

Constituent: Thallium Analysis Run 3/25/2026 1:26 PM View: Tukey's Outlier Test

Plant Wansley Client: Southern Company Data: Wansley Landfill

Sanitas™ v.10.1.06 Software licensed to Groundwater Stats Consulting. UG

## Tukey's Outlier Screening

GWC-12

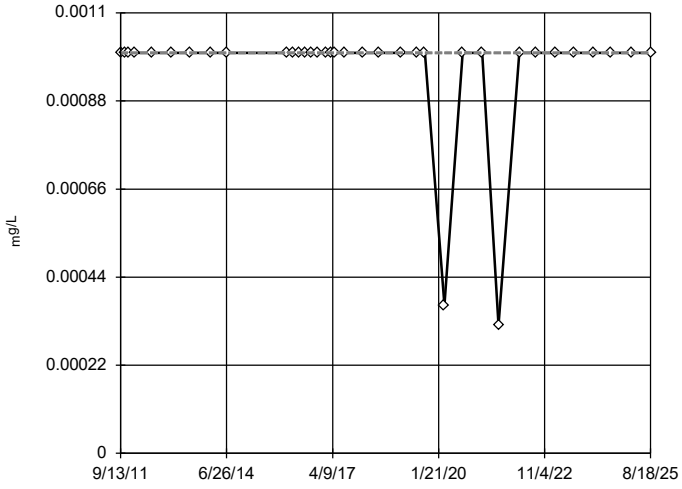


n = 36

No outliers found. Tukey's method selected by user.

Data were natural log transformed to achieve best W statistic (graph shown in original units).

The results were invalidated, because the lower and upper quartiles are equal.

Constituent: Thallium Analysis Run 3/25/2026 1:26 PM View: Tukey's Outlier Test

Plant Wansley Client: Southern Company Data: Wansley Landfill

Sanitas™ v.10.1.06 Software licensed to Groundwater Stats Consulting. UG

## Tukey's Outlier Screening

GWC-13

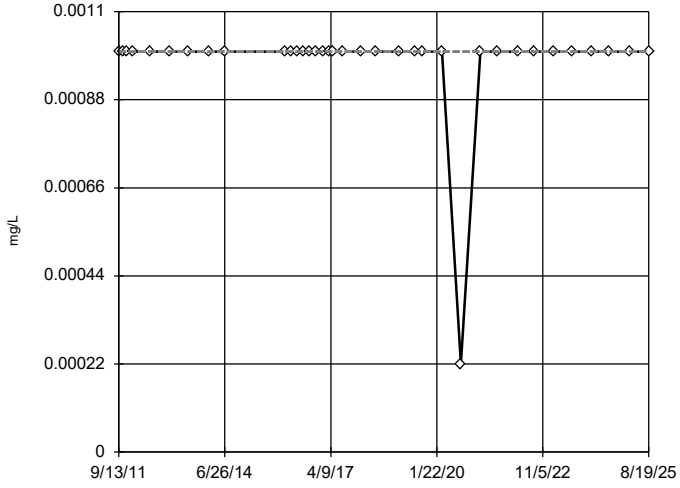


n = 36

No outliers found. Tukey's method selected by user.

Data were x^6 transformed to achieve best W statistic (graph shown in original units).

The results were invalidated, because the lower and upper quartiles are equal.

Constituent: Thallium Analysis Run 3/25/2026 1:26 PM View: Tukey's Outlier Test

Plant Wansley Client: Southern Company Data: Wansley Landfill

Sanitas™ v.10.1.06 Software licensed to Groundwater Stats Consulting. UG

## Tukey's Outlier Screening

GWC-14

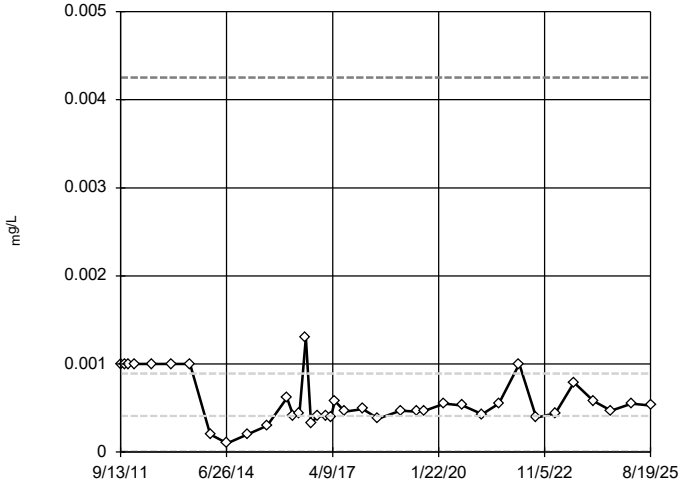


n = 38

No outliers found. Tukey's method selected by user.

Data were cube root transformed to achieve best W statistic (graph shown in original units).

High cutoff = 0.004253, low cutoff = 6.1e-7, based on IQR multiplier of 3.

Constituent: Thallium Analysis Run 3/25/2026 1:26 PM View: Tukey's Outlier Test

Plant Wansley Client: Southern Company Data: Wansley Landfill

Sanitas™ v.10.1.06 Software licensed to Groundwater Stats Consulting. UG

## Tukey's Outlier Screening

GWC-15

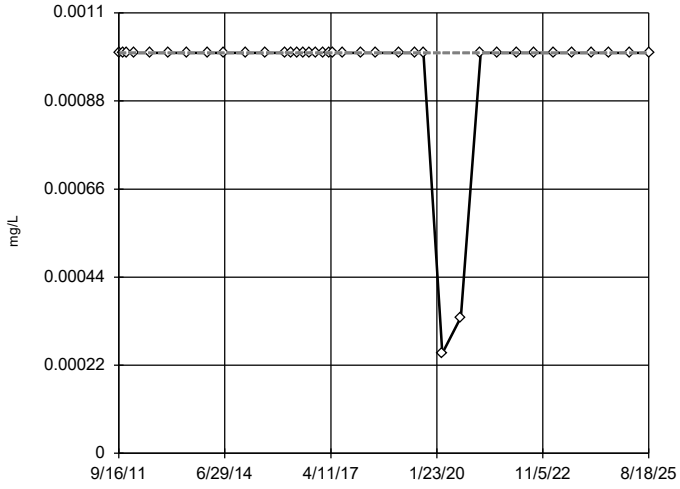


n = 38

No outliers found. Tukey's method selected by user.

Data were natural log transformed to achieve best W statistic (graph shown in original units).

The results were invalidated, because the lower and upper quartiles are equal.

Constituent: Thallium Analysis Run 3/25/2026 1:26 PM View: Tukey's Outlier Test

Plant Wansley Client: Southern Company Data: Wansley Landfill

Sanitas™ v.10.1.06 Software licensed to Groundwater Stats Consulting. UG

## Tukey's Outlier Screening

GWC-16

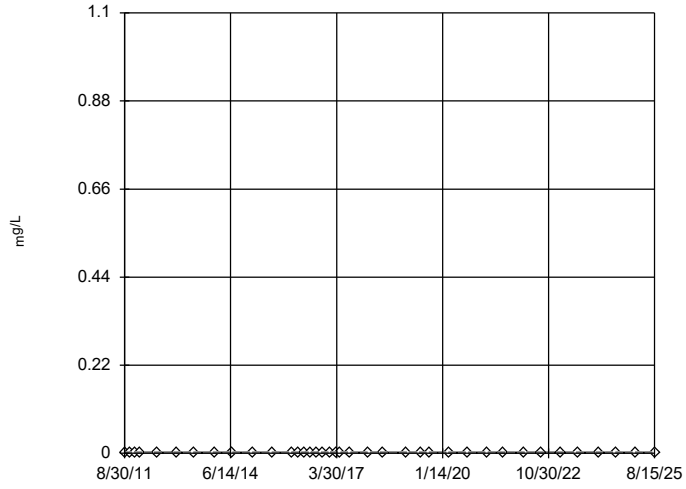


n = 38

No outliers found. Tukey's method selected by user.

All values are the same.

Constituent: Thallium Analysis Run 3/25/2026 1:26 PM View: Tukey's Outlier Test

Plant Wansley Client: Southern Company Data: Wansley Landfill

Sanitas™ v.10.1.06 Software licensed to Groundwater Stats Consulting. UG

## Tukey's Outlier Screening

GWC-17

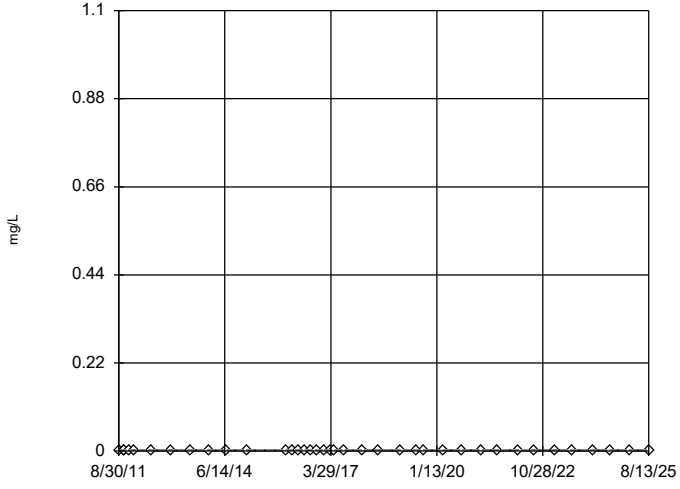


n = 38

No outliers found. Tukey's method selected by user.

All values are the same.

Constituent: Thallium Analysis Run 3/25/2026 1:26 PM View: Tukey's Outlier Test

Plant Wansley Client: Southern Company Data: Wansley Landfill

Sanitas™ v.10.1.06 Software licensed to Groundwater Stats Consulting. UG

## Tukey's Outlier Screening

GWC-18

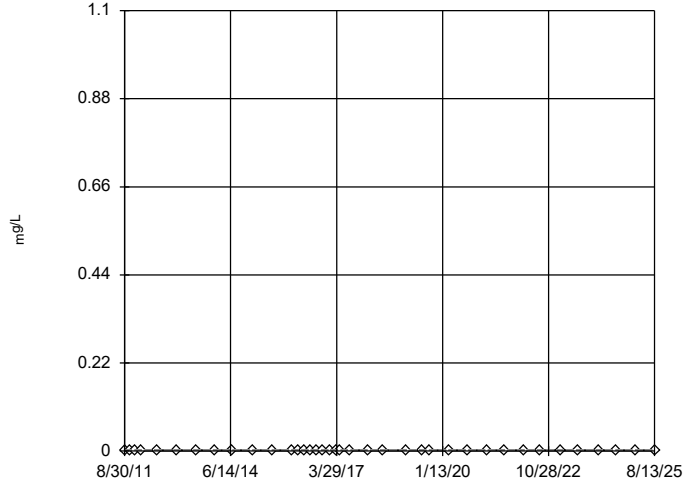


n = 38

No outliers found. Tukey's method selected by user.

All values are the same.

Constituent: Thallium Analysis Run 3/25/2026 1:26 PM View: Tukey's Outlier Test

Plant Wansley Client: Southern Company Data: Wansley Landfill

Sanitas™ v.10.1.06 Software licensed to Groundwater Stats Consulting. UG

## Tukey's Outlier Screening

GWC-19

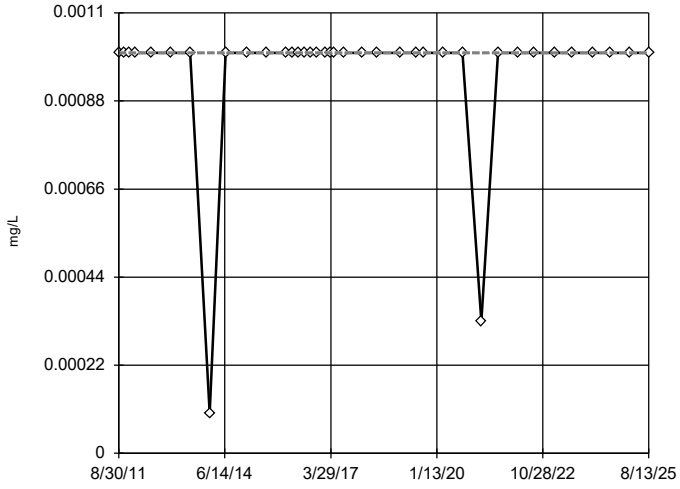


n = 38

No outliers found. Tukey's method selected by user.

Ladder of Powers transformations did not improve normality; analysis run on raw data.

The results were invalidated, because the lower and upper quartiles are equal.

Constituent: Thallium Analysis Run 3/25/2026 1:26 PM View: Tukey's Outlier Test

Plant Wansley Client: Southern Company Data: Wansley Landfill

Sanitas™ v.10.1.06 Software licensed to Groundwater Stats Consulting. UG

## Tukey's Outlier Screening

GWC-20

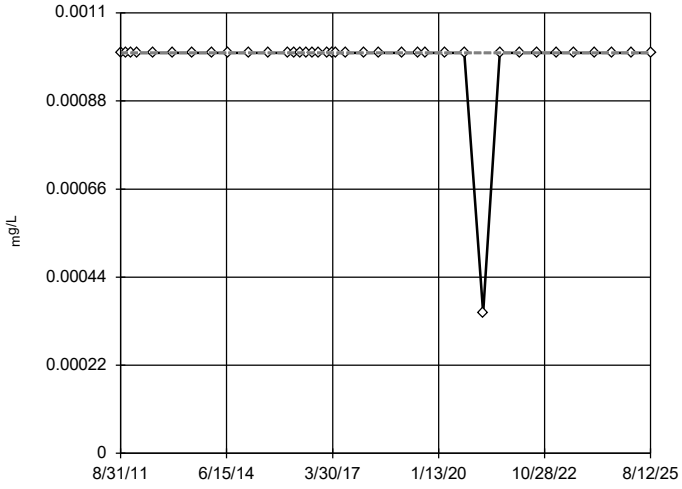


n = 38

No outliers found. Tukey's method selected by user.

Data were cube root transformed to achieve best W statistic (graph shown in original units).

The results were invalidated, because the lower and upper quartiles are equal.

Constituent: Thallium Analysis Run 3/25/2026 1:26 PM View: Tukey's Outlier Test

Plant Wansley Client: Southern Company Data: Wansley Landfill

Sanitas™ v.10.1.06 Software licensed to Groundwater Stats Consulting. UG

## Tukey's Outlier Screening

GWC-21

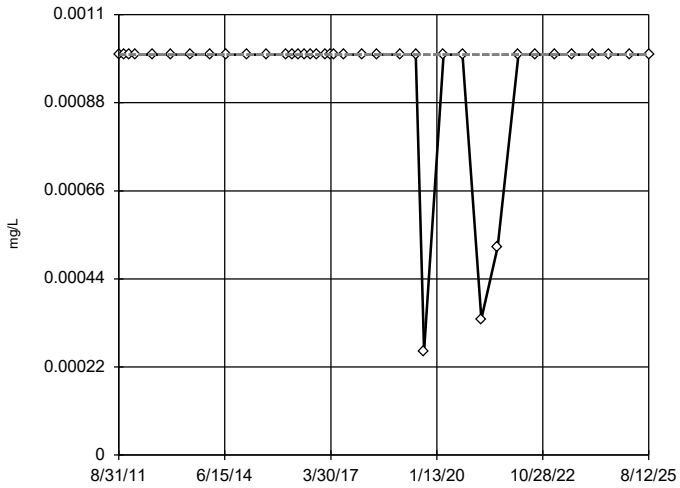


n = 38

No outliers found. Tukey's method selected by user.

Data were square root transformed to achieve best W statistic (graph shown in original units).

The results were invalidated, because the lower and upper quartiles are equal.

Constituent: Thallium Analysis Run 3/25/2026 1:26 PM View: Tukey's Outlier Test

Plant Wansley Client: Southern Company Data: Wansley Landfill

Sanitas™ v.10.1.06 Software licensed to Groundwater Stats Consulting. UG

## Tukey's Outlier Screening

GWC-22

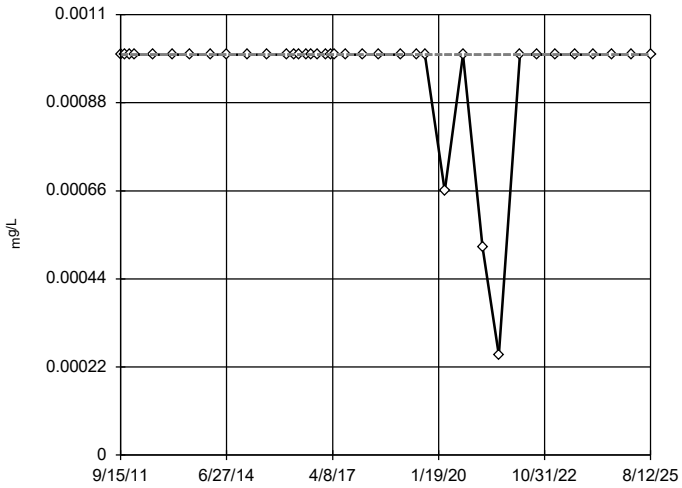


n = 38

No outliers found. Tukey's method selected by user.

Data were square transformed to achieve best W statistic (graph shown in original units).

The results were invalidated, because the lower and upper quartiles are equal.

Constituent: Thallium Analysis Run 3/25/2026 1:27 PM View: Tukey's Outlier Test

Plant Wansley Client: Southern Company Data: Wansley Landfill

Sanitas™ v.10.1.06 Software licensed to Groundwater Stats Consulting. UG

## Tukey's Outlier Screening

GWC-23

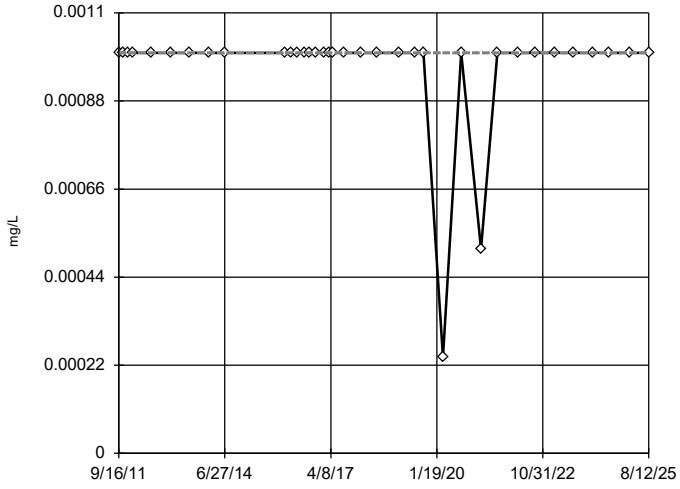


n = 36

No outliers found. Tukey's method selected by user.

Ladder of Powers transformations did not improve normality; analysis run on raw data.

The results were invalidated, because the lower and upper quartiles are equal.

Constituent: Thallium Analysis Run 3/25/2026 1:27 PM View: Tukey's Outlier Test

Plant Wansley Client: Southern Company Data: Wansley Landfill

Sanitas™ v.10.1.06 Software licensed to Groundwater Stats Consulting. UG

## Tukey's Outlier Screening

GWC-24

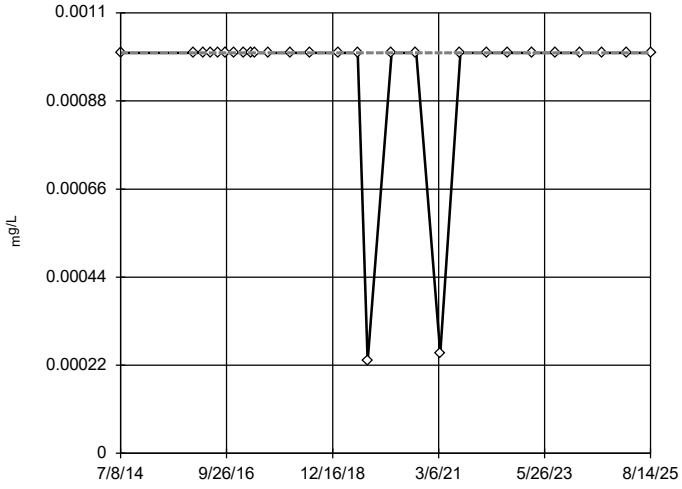


n = 28

No outliers found. Tukey's method selected by user.

Data were natural log transformed to achieve best W statistic (graph shown in original units).

The results were invalidated, because the lower and upper quartiles are equal.

Constituent: Thallium Analysis Run 3/25/2026 1:27 PM View: Tukey's Outlier Test

Plant Wansley Client: Southern Company Data: Wansley Landfill

Sanitas™ v.10.1.06 Software licensed to Groundwater Stats Consulting. UG

## Tukey's Outlier Screening

GWC-25

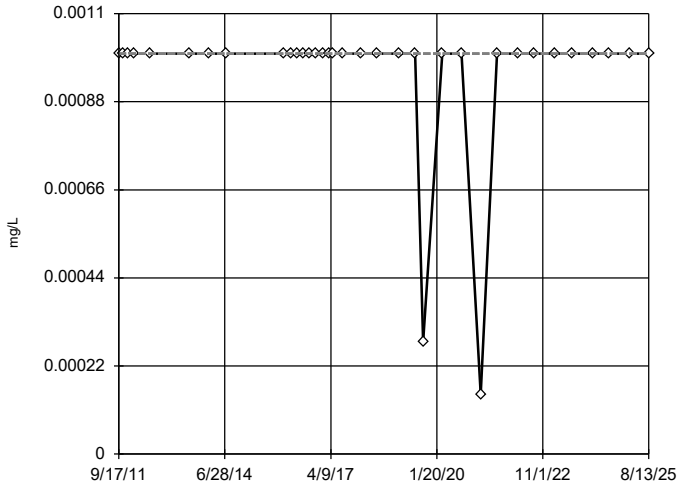


n = 35

No outliers found. Tukey's method selected by user.

Data were cube root transformed to achieve best W statistic (graph shown in original units).

The results were invalidated, because the lower and upper quartiles are equal.

Constituent: Thallium Analysis Run 3/25/2026 1:27 PM View: Tukey's Outlier Test

Plant Wansley Client: Southern Company Data: Wansley Landfill

Sanitas™ v.10.1.06 Software licensed to Groundwater Stats Consulting. UG

## Tukey's Outlier Screening

GWC-26

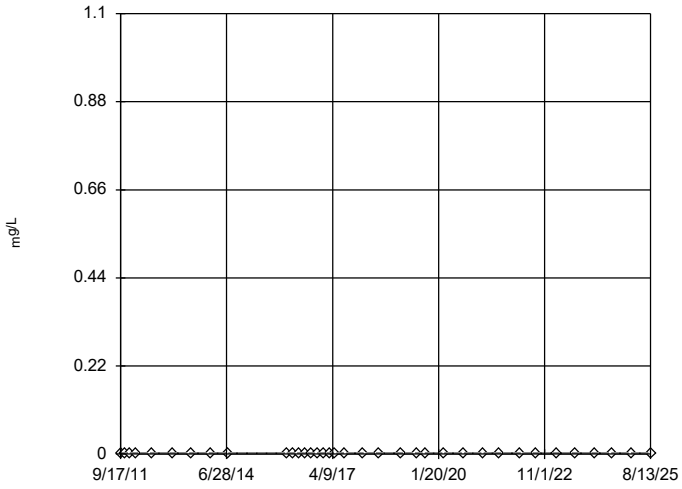


n = 36

No outliers found. Tukey's method selected by user.

All values are the same.

Constituent: Thallium Analysis Run 3/25/2026 1:27 PM View: Tukey's Outlier Test

Plant Wansley Client: Southern Company Data: Wansley Landfill

Sanitas™ v.10.1.06 Software licensed to Groundwater Stats Consulting. UG

## Tukey's Outlier Screening

GWC-27

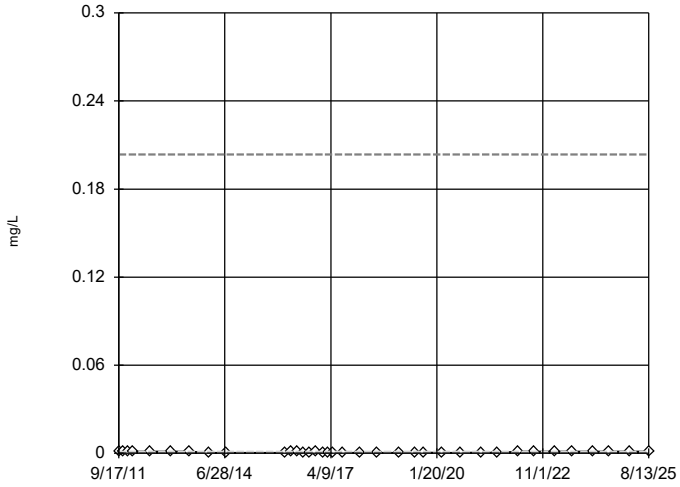


n = 36

No outliers found. Tukey's method selected by user.

Data were natural log transformed to achieve best W statistic (graph shown in original units).

High cutoff = 0.2035, low cutoff = 8.4e-7, based on IQR multiplier of 3.

Constituent: Thallium Analysis Run 3/25/2026 1:27 PM View: Tukey's Outlier Test

Plant Wansley Client: Southern Company Data: Wansley Landfill

Sanitas™ v.10.1.06 Software licensed to Groundwater Stats Consulting. UG

## Tukey's Outlier Screening

GWC-30

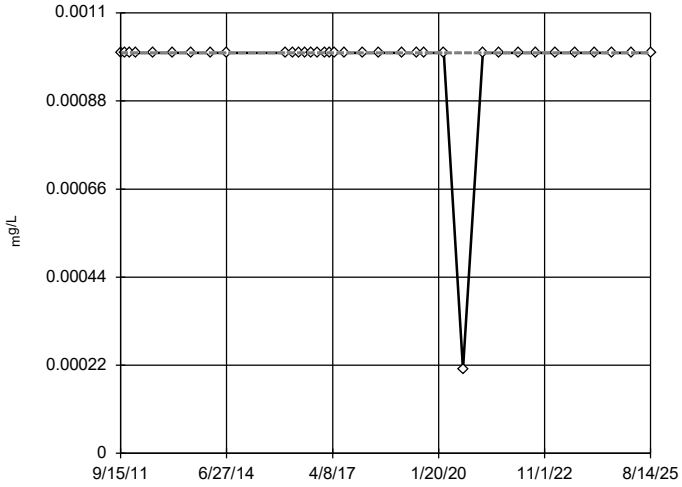


n = 36

No outliers found. Tukey's method selected by user.

Data were cube transformed to achieve best W statistic (graph shown in original units).

The results were invalidated, because the lower and upper quartiles are equal.

Constituent: Thallium Analysis Run 3/25/2026 1:27 PM View: Tukey's Outlier Test

Plant Wansley Client: Southern Company Data: Wansley Landfill

Sanitas™ v.10.1.06 Software licensed to Groundwater Stats Consulting. UG

## Tukey's Outlier Screening

GWC-31

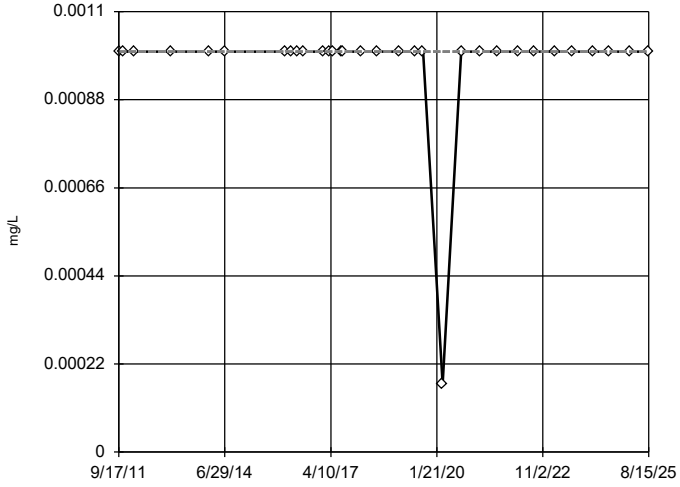


n = 32

No outliers found. Tukey's method selected by user.

Data were x^5 transformed to achieve best W statistic (graph shown in original units).

The results were invalidated, because the lower and upper quartiles are equal.

Constituent: Thallium Analysis Run 3/25/2026 1:27 PM View: Tukey's Outlier Test

Plant Wansley Client: Southern Company Data: Wansley Landfill

Sanitas™ v.10.1.06 Software licensed to Groundwater Stats Consulting. UG

## Tukey's Outlier Screening

GWC-32

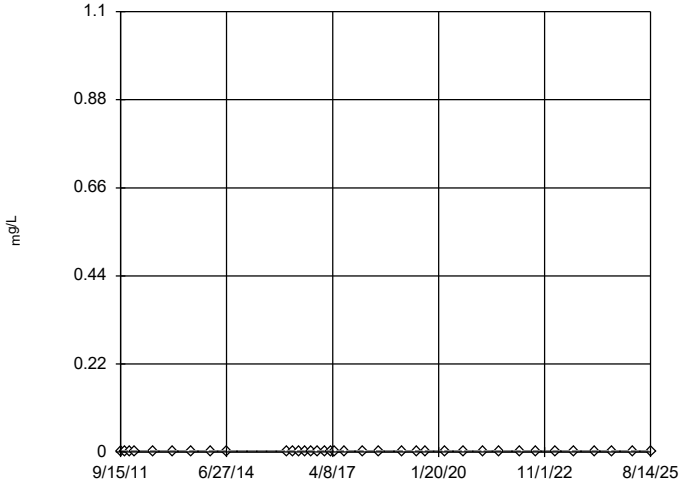


n = 36

No outliers found. Tukey's method selected by user.

All values are the same.

Constituent: Thallium Analysis Run 3/25/2026 1:27 PM View: Tukey's Outlier Test

Plant Wansley Client: Southern Company Data: Wansley Landfill

Sanitas™ v.10.1.06 Software licensed to Groundwater Stats Consulting. UG

## Tukey's Outlier Screening

GWC-33

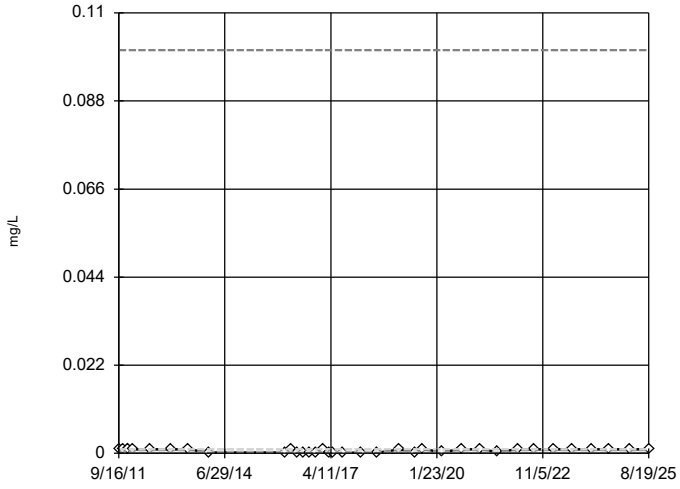


n = 36

No outliers found. Tukey's method selected by user.

Data were natural log transformed to achieve best W statistic (graph shown in original units).

High cutoff = 0.1007, low cutoff = 0.000002134, based on IQR multiplier of 3.

Constituent: Thallium Analysis Run 3/25/2026 1:27 PM View: Tukey's Outlier Test

Plant Wansley Client: Southern Company Data: Wansley Landfill

Sanitas™ v.10.1.06 Software licensed to Groundwater Stats Consulting. UG

## Tukey's Outlier Screening

GWC-34

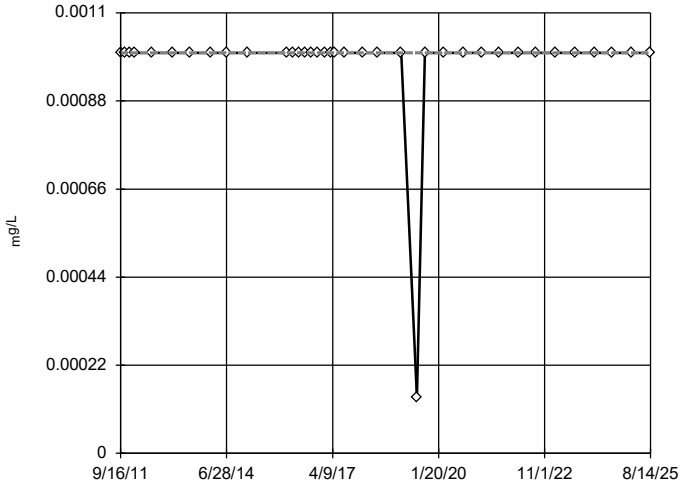


n = 37

No outliers found. Tukey's method selected by user.

Data were cube transformed to achieve best W statistic (graph shown in original units).

The results were invalidated, because the lower and upper quartiles are equal.

Constituent: Thallium Analysis Run 3/25/2026 1:27 PM View: Tukey's Outlier Test

Plant Wansley Client: Southern Company Data: Wansley Landfill

Sanitas™ v.10.1.06 Software licensed to Groundwater Stats Consulting. UG

## Tukey's Outlier Screening

GWC-35

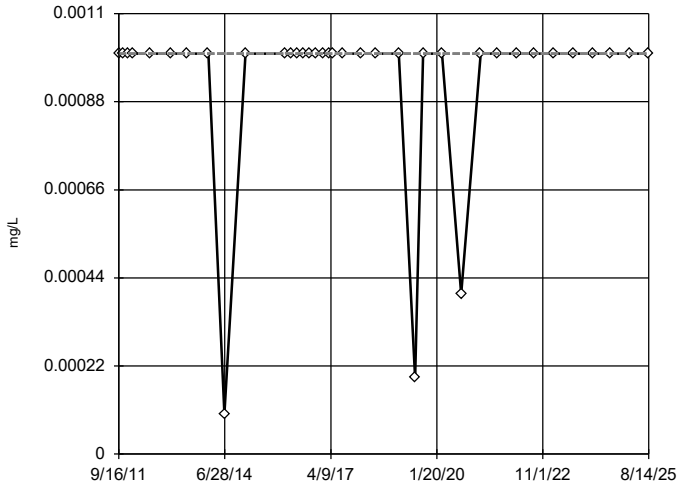


n = 37

No outliers found. Tukey's method selected by user.

Data were square root transformed to achieve best W statistic (graph shown in original units).

The results were invalidated, because the lower and upper quartiles are equal.

Constituent: Thallium Analysis Run 3/25/2026 1:27 PM View: Tukey's Outlier Test

Plant Wansley Client: Southern Company Data: Wansley Landfill

Sanitas™ v.10.1.06 Software licensed to Groundwater Stats Consulting. UG

## Tukey's Outlier Screening

GWA-1 (bg)

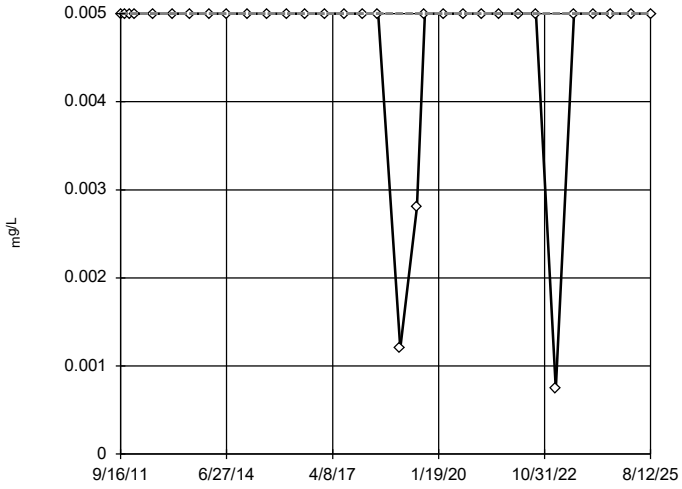


n = 32

No outliers found. Tukey's method selected by user.

Data were square transformed to achieve best W statistic (graph shown in original units).

The results were invalidated, because the lower and upper quartiles are equal.

Constituent: Vanadium Analysis Run 3/25/2026 1:27 PM View: Tukey's Outlier Test

Plant Wansley Client: Southern Company Data: Wansley Landfill

Sanitas™ v.10.1.06 Software licensed to Groundwater Stats Consulting. UG

## Tukey's Outlier Screening

GWA-2 (bg)

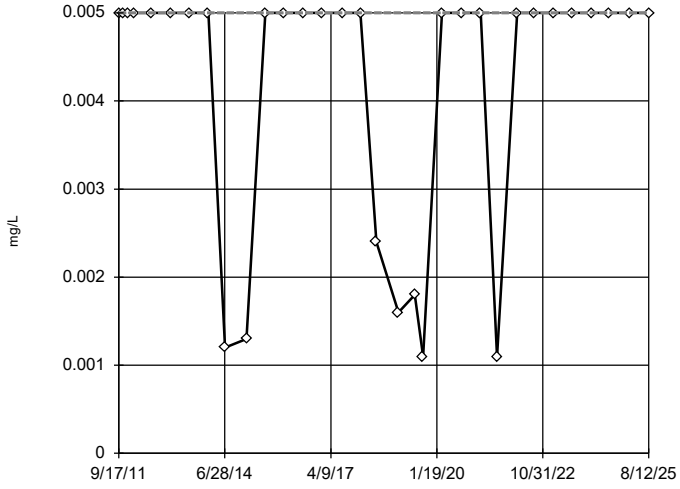


n = 32

No outliers found. Tukey's method selected by user.

Data were natural log transformed to achieve best W statistic (graph shown in original units).

The results were invalidated, because the lower and upper quartiles are equal.

Constituent: Vanadium Analysis Run 3/25/2026 1:27 PM View: Tukey's Outlier Test

Plant Wansley Client: Southern Company Data: Wansley Landfill

Sanitas™ v.10.1.06 Software licensed to Groundwater Stats Consulting. UG

## Tukey's Outlier Screening

GWA-3 (bg)

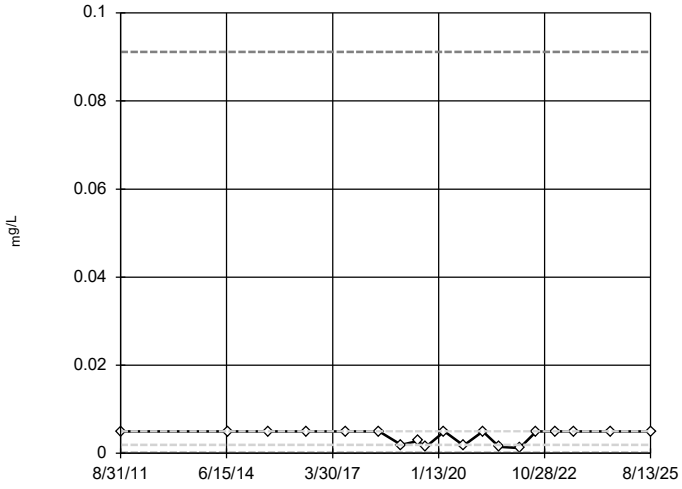


n = 19

No outliers found. Tukey's method selected by user.

Data were natural log transformed to achieve best W statistic (graph shown in original units).

High cutoff = 0.09112, low cutoff = 0.0001043, based on IQR multiplier of 3.

Constituent: Vanadium Analysis Run 3/25/2026 1:27 PM View: Tukey's Outlier Test

Plant Wansley Client: Southern Company Data: Wansley Landfill

Sanitas™ v.10.1.06 Software licensed to Groundwater Stats Consulting. UG

## Tukey's Outlier Screening

GWA-4 (bg)

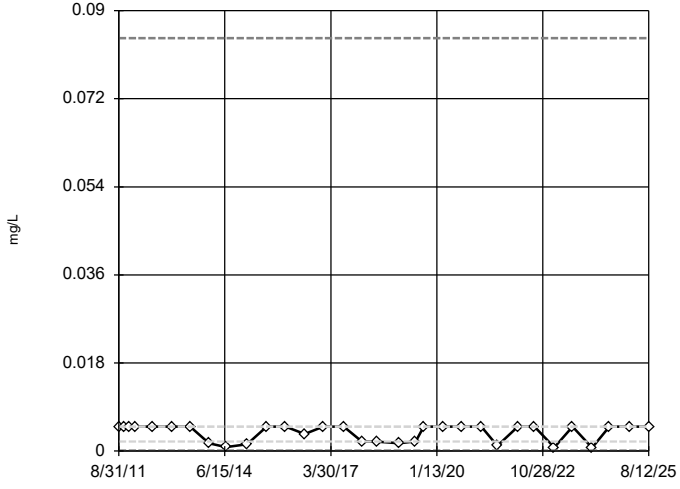


n = 32

No outliers found. Tukey's method selected by user.

Data were natural log transformed to achieve best W statistic (graph shown in original units).

High cutoff = 0.08437, low cutoff = 0.0001155, based on IQR multiplier of 3.

Constituent: Vanadium Analysis Run 3/25/2026 1:27 PM View: Tukey's Outlier Test

Plant Wansley Client: Southern Company Data: Wansley Landfill

Sanitas™ v.10.1.06 Software licensed to Groundwater Stats Consulting. UG

## Tukey's Outlier Screening

GWA-28 (bg)

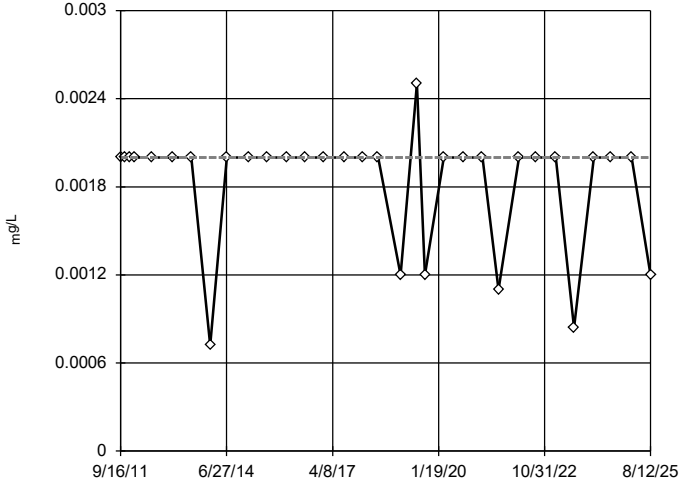


n = 32

No outliers found. Tukey's method selected by user.

Data were cube transformed to achieve best W statistic (graph shown in original units).

The results were invalidated, because the lower and upper quartiles are equal.

Constituent: Vanadium Analysis Run 3/25/2026 1:27 PM View: Tukey's Outlier Test

Plant Wansley Client: Southern Company Data: Wansley Landfill

Sanitas™ v.10.1.06 Software licensed to Groundwater Stats Consulting. UG

## Tukey's Outlier Screening

GWA-29 (bg)

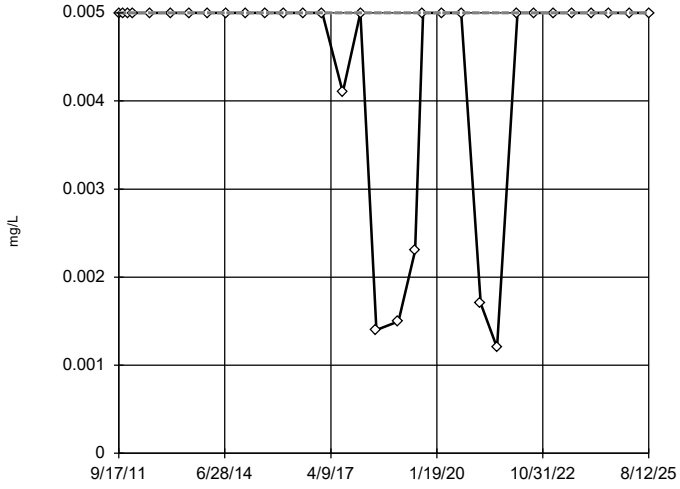


n = 32

No outliers found. Tukey's method selected by user.

Data were x^4 transformed to achieve best W statistic (graph shown in original units).

The results were invalidated, because the lower and upper quartiles are equal.

Constituent: Vanadium Analysis Run 3/25/2026 1:27 PM View: Tukey's Outlier Test

Plant Wansley Client: Southern Company Data: Wansley Landfill

Sanitas™ v.10.1.06 Software licensed to Groundwater Stats Consulting. UG

## Tukey's Outlier Screening

GWC-5

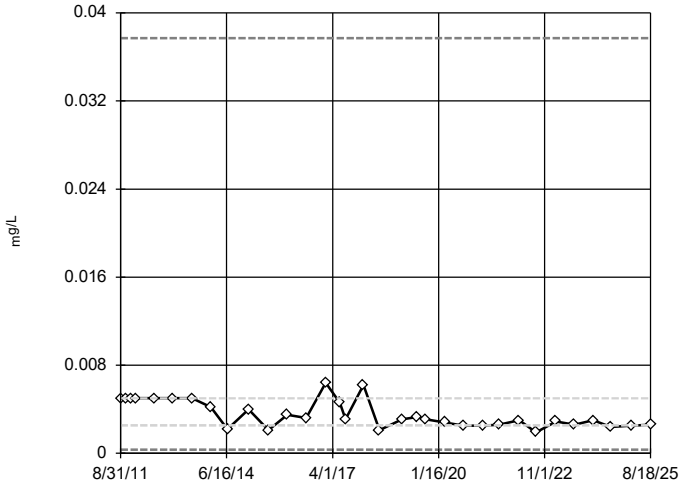


n = 33

No outliers found. Tukey's method selected by user.

Data were natural log transformed to achieve best W statistic (graph shown in original units).

High cutoff = 0.03771, low cutoff = 0.000338, based on IQR multiplier of 3.

Constituent: Vanadium Analysis Run 3/25/2026 1:27 PM View: Tukey's Outlier Test

Plant Wansley Client: Southern Company Data: Wansley Landfill

Sanitas™ v.10.1.06 Software licensed to Groundwater Stats Consulting. UG

## Tukey's Outlier Screening

GWC-6

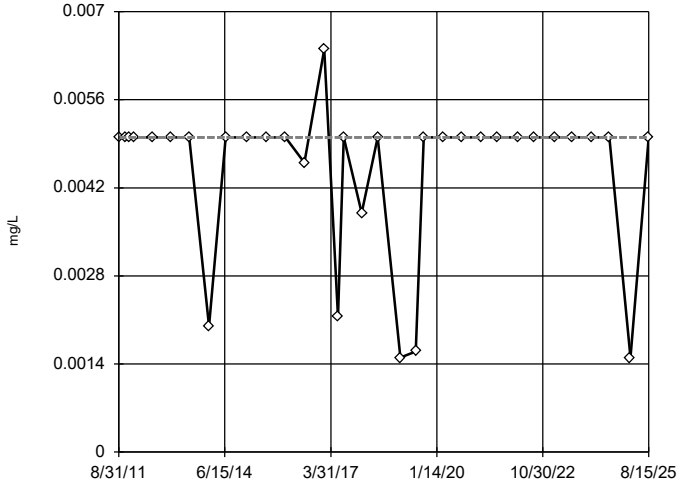


n = 33

No outliers found. Tukey's method selected by user.

Data were cube transformed to achieve best W statistic (graph shown in original units).

The results were invalidated, because the lower and upper quartiles are equal.

Constituent: Vanadium Analysis Run 3/25/2026 1:27 PM View: Tukey's Outlier Test

Plant Wansley Client: Southern Company Data: Wansley Landfill

Sanitas™ v.10.1.06 Software licensed to Groundwater Stats Consulting. UG

## Tukey's Outlier Screening

GWC-7

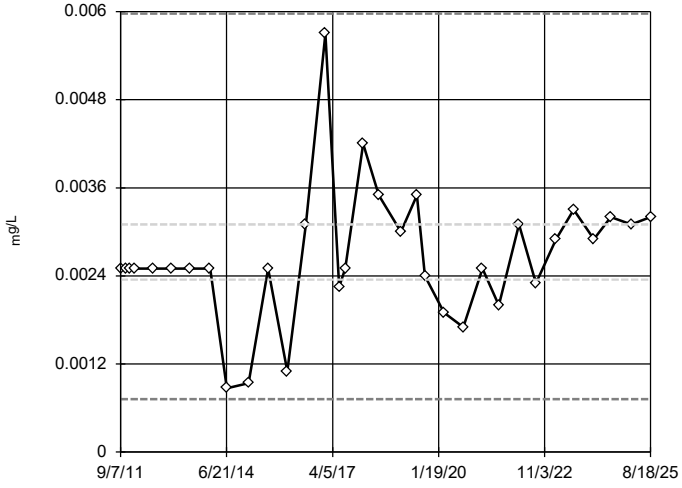


n = 33

No outliers found. Tukey's method selected by user.

Data were square root transformed to achieve best W statistic (graph shown in original units).

High cutoff = 0.005973, low cutoff = 0.0007216, based on IQR multiplier of 3.

Constituent: Vanadium Analysis Run 3/25/2026 1:27 PM View: Tukey's Outlier Test

Plant Wansley Client: Southern Company Data: Wansley Landfill

Sanitas™ v.10.1.06 Software licensed to Groundwater Stats Consulting. UG

## Tukey's Outlier Screening

GWC-8

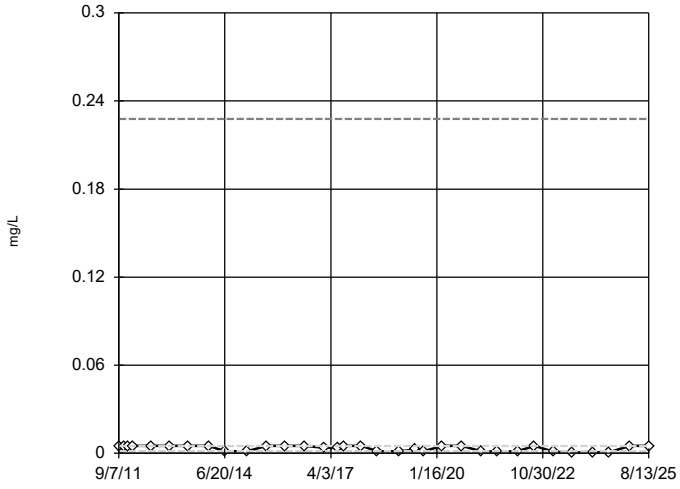


n = 33

No outliers found. Tukey's method selected by user.

Data were natural log transformed to achieve best W statistic (graph shown in original units).

High cutoff = 0.2278, low cutoff = 0.00003073, based on IQR multiplier of 3.

Constituent: Vanadium Analysis Run 3/25/2026 1:27 PM View: Tukey's Outlier Test

Plant Wansley Client: Southern Company Data: Wansley Landfill

Sanitas™ v.10.1.06 Software licensed to Groundwater Stats Consulting. UG

## Tukey's Outlier Screening

GWC-9

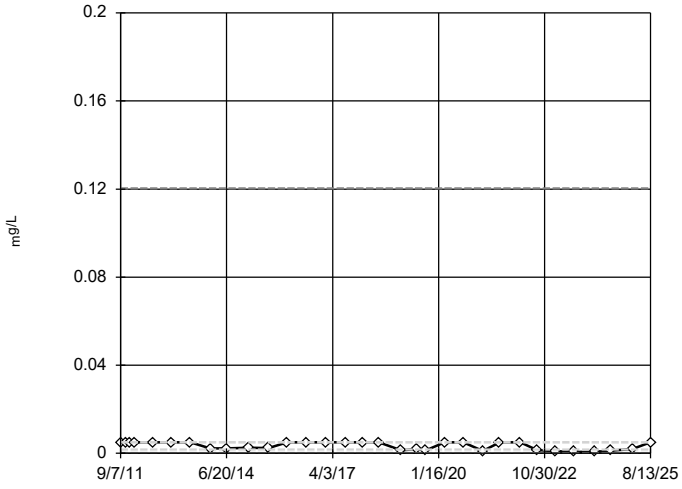


n = 32

No outliers found. Tukey's method selected by user.

Data were natural log transformed to achieve best W statistic (graph shown in original units).

High cutoff = 0.1203, low cutoff = 0.000072, based on IQR multiplier of 3.

Constituent: Vanadium Analysis Run 3/25/2026 1:27 PM View: Tukey's Outlier Test

Plant Wansley Client: Southern Company Data: Wansley Landfill

Sanitas™ v.10.1.06 Software licensed to Groundwater Stats Consulting. UG

## Tukey's Outlier Screening

GWC-10

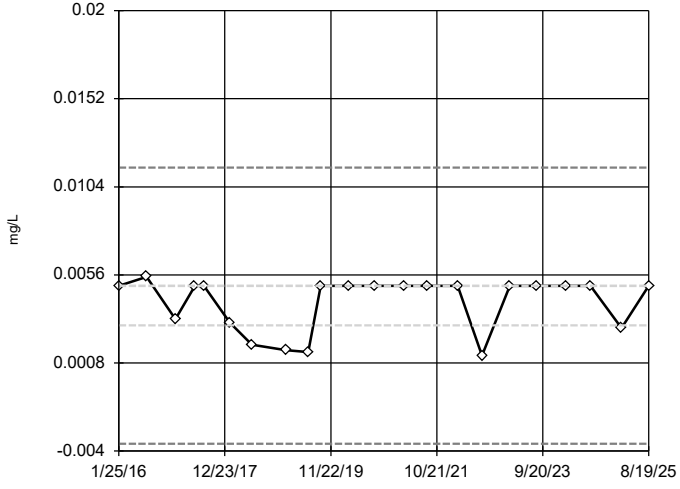


n = 22

No outliers found. Tukey's method selected by user.

Data were x^6 transformed to achieve best W statistic (graph shown in original units).

The results were invalidated, because both the lower and upper quartiles represent reporting limits.

Constituent: Vanadium Analysis Run 3/25/2026 1:27 PM View: Tukey's Outlier Test

Plant Wansley Client: Southern Company Data: Wansley Landfill

Sanitas™ v.10.1.06 Software licensed to Groundwater Stats Consulting. UG

## Tukey's Outlier Screening

GWC-11

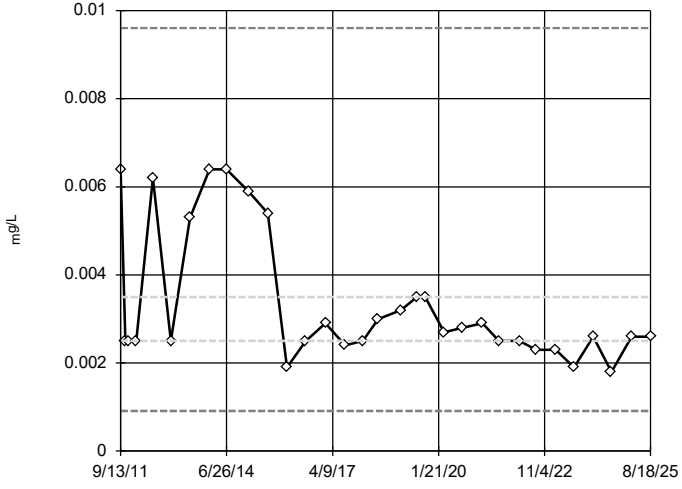


n = 32

No outliers found. Tukey's method selected by user.

Data were natural log transformed to achieve best W statistic (graph shown in original units).

High cutoff = 0.009604, low cutoff = 0.0009111, based on IQR multiplier of 3.

Constituent: Vanadium Analysis Run 3/25/2026 1:27 PM View: Tukey's Outlier Test

Plant Wansley Client: Southern Company Data: Wansley Landfill

Sanitas™ v.10.1.06 Software licensed to Groundwater Stats Consulting. UG

## Tukey's Outlier Screening

GWC-12

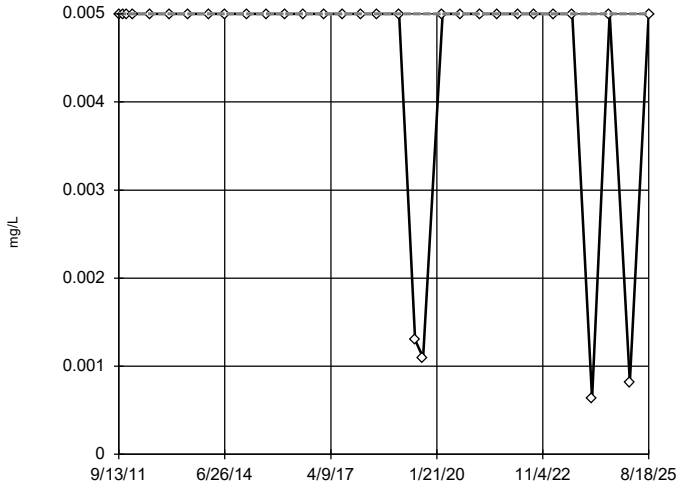


n = 32

No outliers found. Tukey's method selected by user.

Data were natural log transformed to achieve best W statistic (graph shown in original units).

The results were invalidated, because the lower and upper quartiles are equal.

Constituent: Vanadium Analysis Run 3/25/2026 1:27 PM View: Tukey's Outlier Test

Plant Wansley Client: Southern Company Data: Wansley Landfill

Sanitas™ v.10.1.06 Software licensed to Groundwater Stats Consulting. UG

## Tukey's Outlier Screening

GWC-13

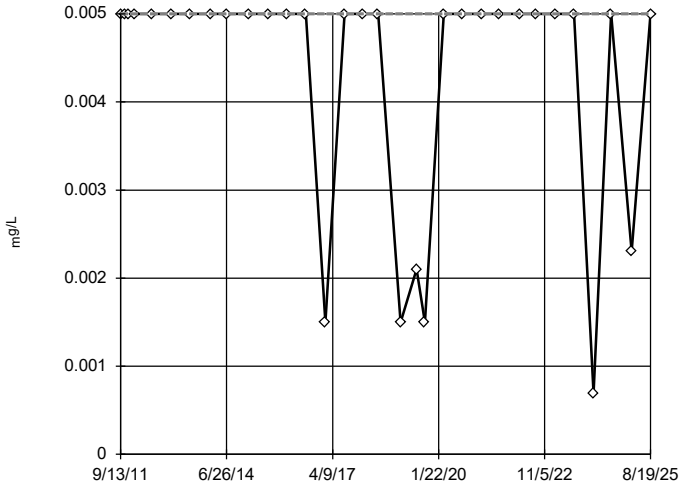


n = 32

No outliers found. Tukey's method selected by user.

Data were cube root transformed to achieve best W statistic (graph shown in original units).

The results were invalidated, because the lower and upper quartiles are equal.

Constituent: Vanadium Analysis Run 3/25/2026 1:27 PM View: Tukey's Outlier Test

Plant Wansley Client: Southern Company Data: Wansley Landfill

Sanitas™ v.10.1.06 Software licensed to Groundwater Stats Consulting. UG

## Tukey's Outlier Screening

GWC-14

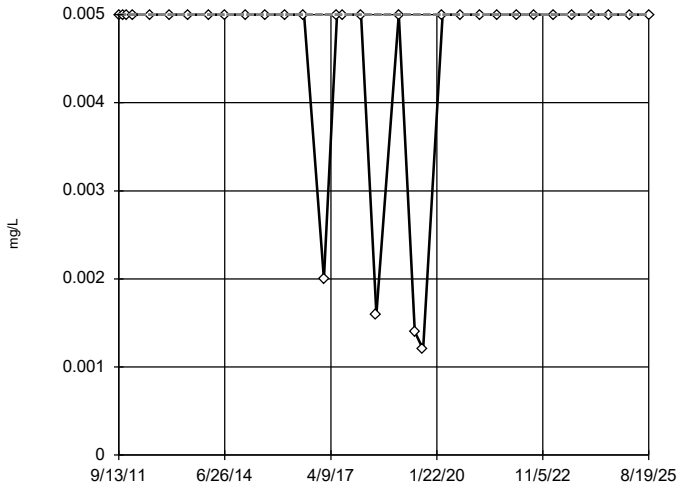


n = 33

No outliers found. Tukey's method selected by user.

Data were natural log transformed to achieve best W statistic (graph shown in original units).

The results were invalidated, because the lower and upper quartiles are equal.

Constituent: Vanadium Analysis Run 3/25/2026 1:27 PM View: Tukey's Outlier Test

Plant Wansley Client: Southern Company Data: Wansley Landfill

Sanitas™ v.10.1.06 Software licensed to Groundwater Stats Consulting. UG

## Tukey's Outlier Screening

GWC-15

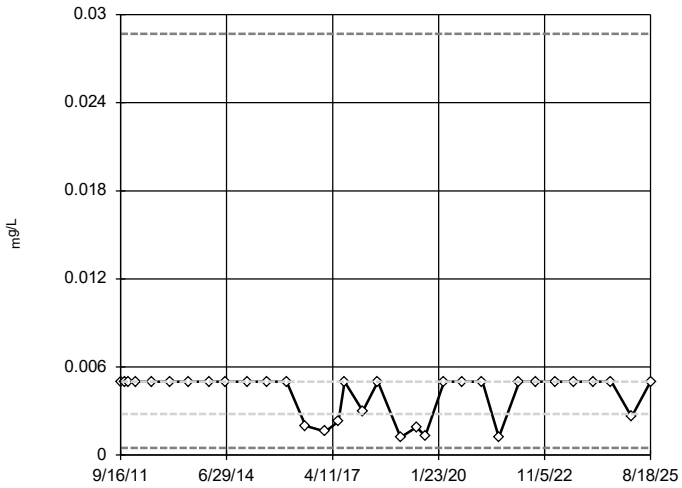


n = 33

No outliers found. Tukey's method selected by user.

Data were natural log transformed to achieve best W statistic (graph shown in original units).

High cutoff = 0.02869, low cutoff = 0.0004867, based on IQR multiplier of 3.

Constituent: Vanadium Analysis Run 3/25/2026 1:27 PM View: Tukey's Outlier Test

Plant Wansley Client: Southern Company Data: Wansley Landfill

Sanitas™ v.10.1.06 Software licensed to Groundwater Stats Consulting. UG

## Tukey's Outlier Screening

GWC-16

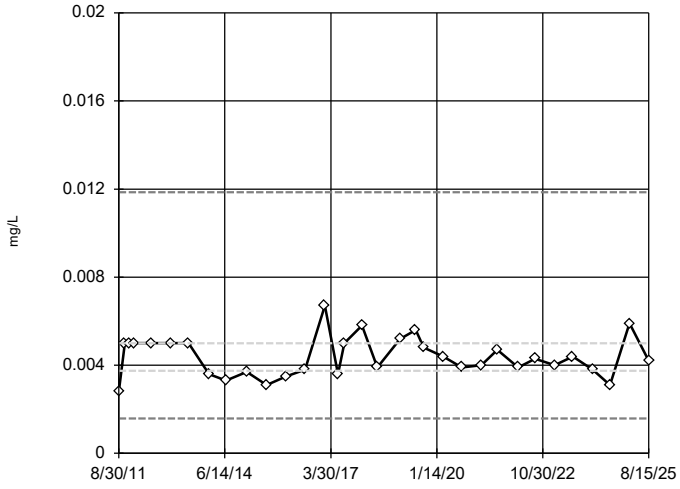


n = 33

No outliers found. Tukey's method selected by user.

Data were natural log transformed to achieve best W statistic (graph shown in original units).

High cutoff = 0.01186, low cutoff = 0.001581, based on IQR multiplier of 3.

Constituent: Vanadium Analysis Run 3/25/2026 1:27 PM View: Tukey's Outlier Test

Plant Wansley Client: Southern Company Data: Wansley Landfill

Sanitas™ v.10.1.06 Software licensed to Groundwater Stats Consulting. UG

## Tukey's Outlier Screening

GWC-17

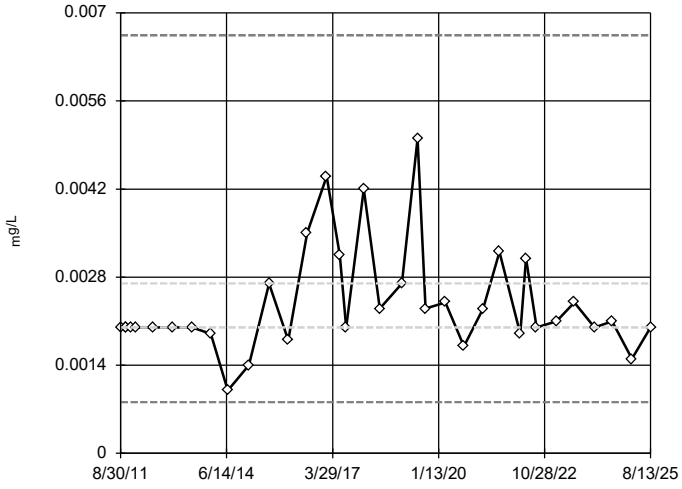


n = 35

No outliers found. Tukey's method selected by user.

Data were natural log transformed to achieve best W statistic (graph shown in original units).

High cutoff = 0.006643, low cutoff = 0.0008129, based on IQR multiplier of 3.

Constituent: Vanadium Analysis Run 3/25/2026 1:27 PM View: Tukey's Outlier Test

Plant Wansley Client: Southern Company Data: Wansley Landfill

Sanitas™ v.10.1.06 Software licensed to Groundwater Stats Consulting. UG

## Tukey's Outlier Screening

GWC-18

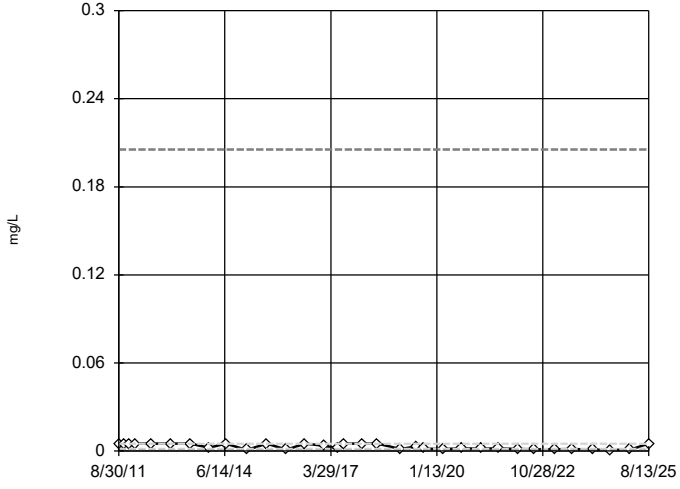


n = 33

No outliers found. Tukey's method selected by user.

Data were natural log transformed to achieve best W statistic (graph shown in original units).

High cutoff = 0.2054, low cutoff = 0.00003528, based on IQR multiplier of 3.

Constituent: Vanadium Analysis Run 3/25/2026 1:27 PM View: Tukey's Outlier Test

Plant Wansley Client: Southern Company Data: Wansley Landfill

Sanitas™ v.10.1.06 Software licensed to Groundwater Stats Consulting. UG

## Tukey's Outlier Screening

GWC-19

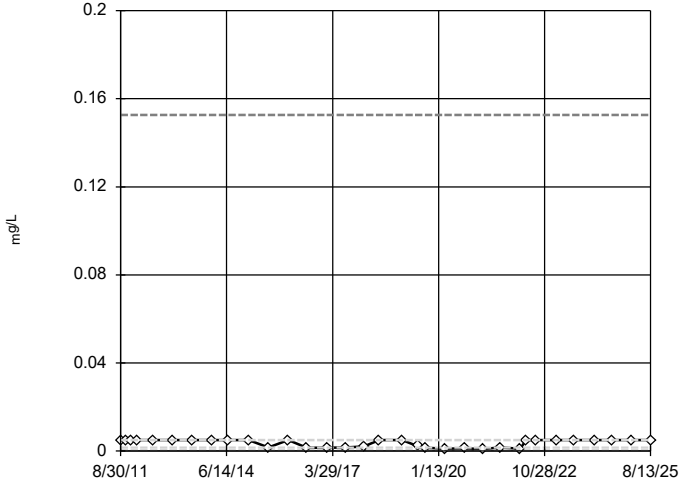


n = 33

No outliers found. Tukey's method selected by user.

Data were natural log transformed to achieve best W statistic (graph shown in original units).

High cutoff = 0.1526, low cutoff = 0.00005243, based on IQR multiplier of 3.

Constituent: Vanadium Analysis Run 3/25/2026 1:27 PM View: Tukey's Outlier Test

Plant Wansley Client: Southern Company Data: Wansley Landfill

Sanitas™ v.10.1.06 Software licensed to Groundwater Stats Consulting. UG

## Tukey's Outlier Screening

GWC-20

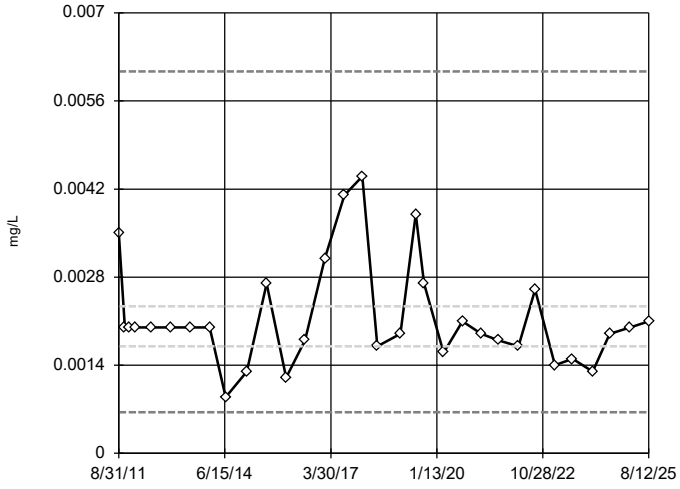


n = 32

No outliers found. Tukey's method selected by user.

Data were natural log transformed to achieve best W statistic (graph shown in original units).

High cutoff = 0.006068, low cutoff = 0.0006546, based on IQR multiplier of 3.

Constituent: Vanadium Analysis Run 3/25/2026 1:27 PM View: Tukey's Outlier Test

Plant Wansley Client: Southern Company Data: Wansley Landfill

Sanitas™ v.10.1.06 Software licensed to Groundwater Stats Consulting. UG

## Tukey's Outlier Screening

GWC-21

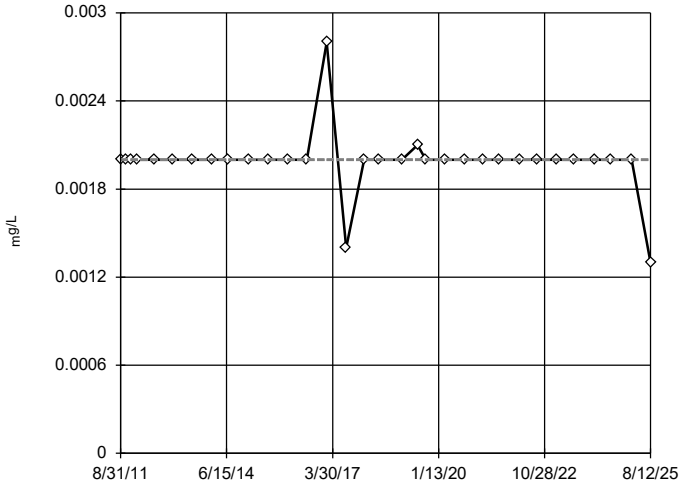


n = 32

No outliers found. Tukey's method selected by user.

Ladder of Powers transformations did not improve normality; analysis run on raw data.

The results were invalidated, because the lower and upper quartiles are equal.

Constituent: Vanadium Analysis Run 3/25/2026 1:27 PM View: Tukey's Outlier Test

Plant Wansley Client: Southern Company Data: Wansley Landfill

Sanitas™ v.10.1.06 Software licensed to Groundwater Stats Consulting. UG

## Tukey's Outlier Screening

GWC-22

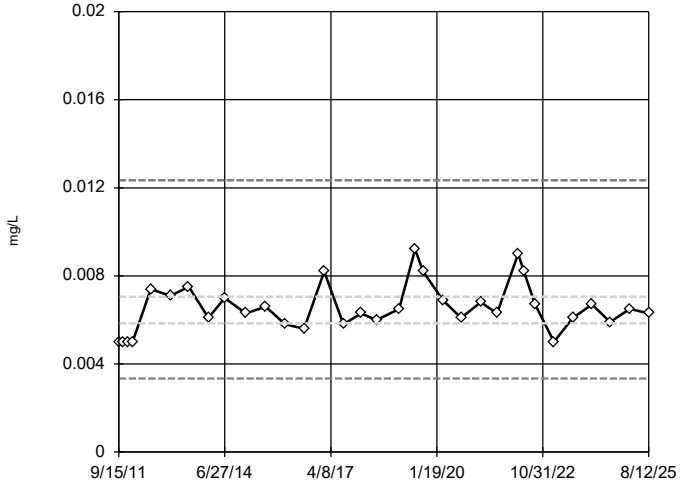


n = 33

No outliers found. Tukey's method selected by user.

Data were natural log transformed to achieve best W statistic (graph shown in original units).

High cutoff = 0.01234, low cutoff = 0.003342, based on IQR multiplier of 3.

Constituent: Vanadium Analysis Run 3/25/2026 1:27 PM View: Tukey's Outlier Test

Plant Wansley Client: Southern Company Data: Wansley Landfill

Sanitas™ v.10.1.06 Software licensed to Groundwater Stats Consulting. UG

## Tukey's Outlier Screening

GWC-23

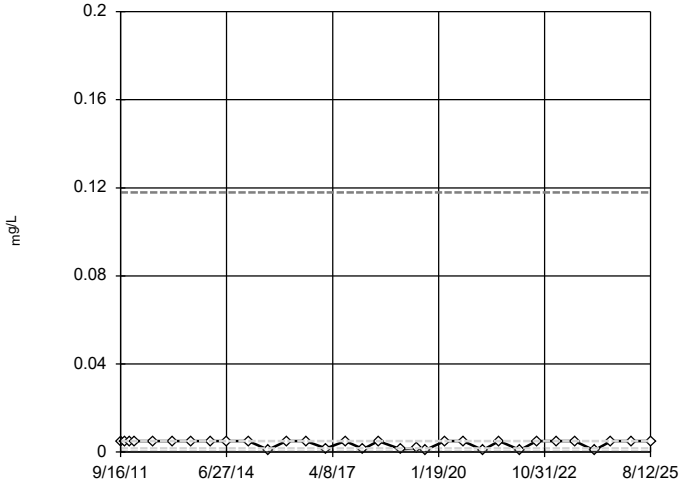


n = 32

No outliers found. Tukey's method selected by user.

Data were natural log transformed to achieve best W statistic (graph shown in original units).

High cutoff = 0.1179, low cutoff = 0.00007393, based on IQR multiplier of 3.

Constituent: Vanadium Analysis Run 3/25/2026 1:27 PM View: Tukey's Outlier Test

Plant Wansley Client: Southern Company Data: Wansley Landfill

Sanitas™ v.10.1.06 Software licensed to Groundwater Stats Consulting. UG

## Tukey's Outlier Screening

GWC-24

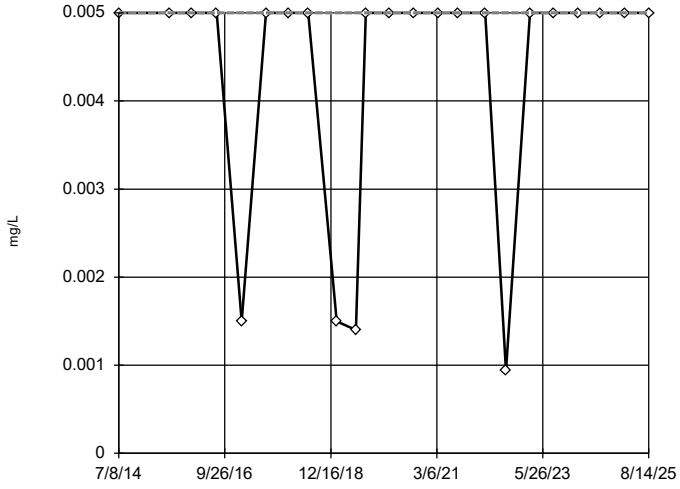


n = 23

No outliers found. Tukey's method selected by user.

Data were natural log transformed to achieve best W statistic (graph shown in original units).

The results were invalidated, because the lower and upper quartiles are equal.

Constituent: Vanadium Analysis Run 3/25/2026 1:27 PM View: Tukey's Outlier Test

Plant Wansley Client: Southern Company Data: Wansley Landfill

Sanitas™ v.10.1.06 Software licensed to Groundwater Stats Consulting. UG

## Tukey's Outlier Screening

GWC-25

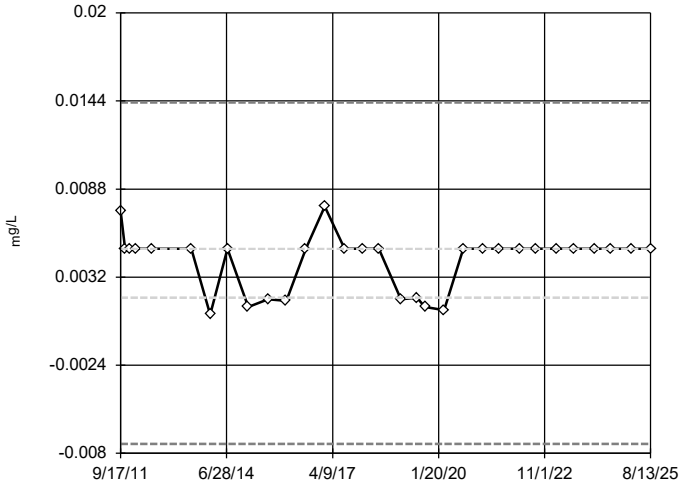


n = 31

No outliers found. Tukey's method selected by user.

Ladder of Powers transformations did not improve normality; analysis run on raw data.

High cutoff = 0.0143, low cutoff = -0.0074, based on IQR multiplier of 3.

Constituent: Vanadium Analysis Run 3/25/2026 1:27 PM View: Tukey's Outlier Test

Plant Wansley Client: Southern Company Data: Wansley Landfill

Sanitas™ v.10.1.06 Software licensed to Groundwater Stats Consulting. UG

## Tukey's Outlier Screening

GWC-26

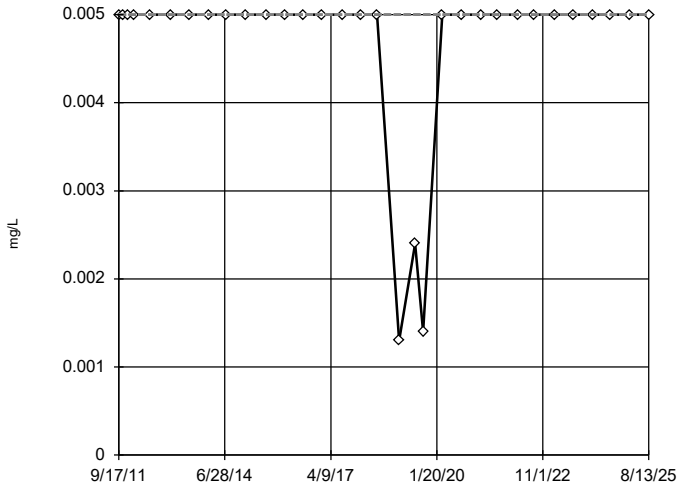


n = 32

No outliers found. Tukey's method selected by user.

Ladder of Powers transformations did not improve normality; analysis run on raw data.

The results were invalidated, because the lower and upper quartiles are equal.

Constituent: Vanadium Analysis Run 3/25/2026 1:27 PM View: Tukey's Outlier Test

Plant Wansley Client: Southern Company Data: Wansley Landfill

Sanitas™ v.10.1.06 Software licensed to Groundwater Stats Consulting. UG

## Tukey's Outlier Screening

GWC-27

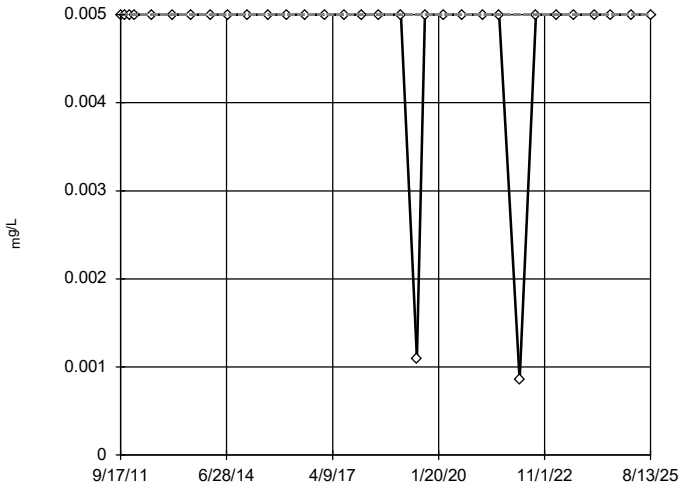


n = 32

No outliers found. Tukey's method selected by user.

Data were natural log transformed to achieve best W statistic (graph shown in original units).

The results were invalidated, because the lower and upper quartiles are equal.

Constituent: Vanadium Analysis Run 3/25/2026 1:27 PM View: Tukey's Outlier Test

Plant Wansley Client: Southern Company Data: Wansley Landfill

Sanitas™ v.10.1.06 Software licensed to Groundwater Stats Consulting. UG

## Tukey's Outlier Screening

GWC-30

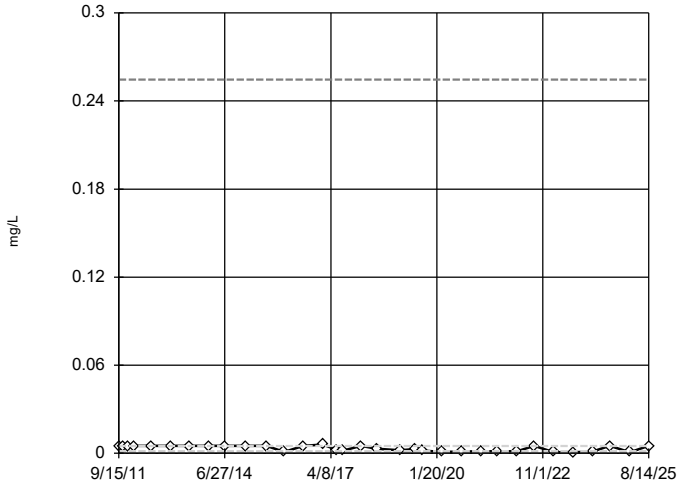


n = 33

No outliers found. Tukey's method selected by user.

Data were natural log transformed to achieve best W statistic (graph shown in original units).

High cutoff = 0.2545, low cutoff = 0.0000265, based on IQR multiplier of 3.

Constituent: Vanadium Analysis Run 3/25/2026 1:27 PM View: Tukey's Outlier Test

Plant Wansley Client: Southern Company Data: Wansley Landfill

Sanitas™ v.10.1.06 Software licensed to Groundwater Stats Consulting. UG

## Tukey's Outlier Screening

GWC-31

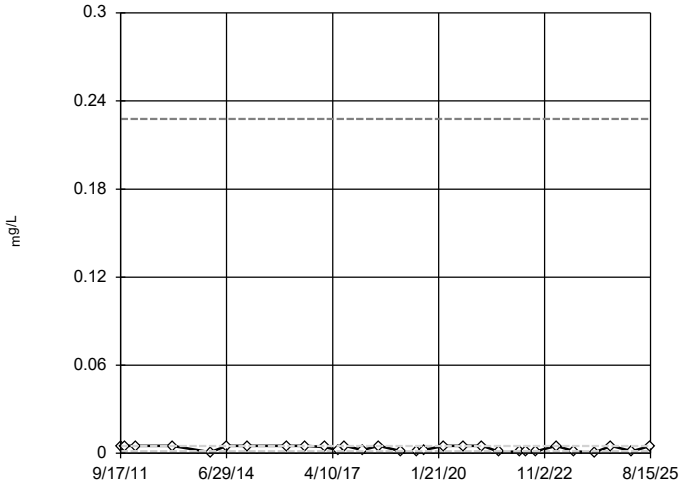


n = 30

No outliers found. Tukey's method selected by user.

Data were natural log transformed to achieve best W statistic (graph shown in original units).

High cutoff = 0.2278, low cutoff = 0.00003073, based on IQR multiplier of 3.

Constituent: Vanadium Analysis Run 3/25/2026 1:27 PM View: Tukey's Outlier Test

Plant Wansley Client: Southern Company Data: Wansley Landfill

Sanitas™ v.10.1.06 Software licensed to Groundwater Stats Consulting. UG

## Tukey's Outlier Screening

GWC-32

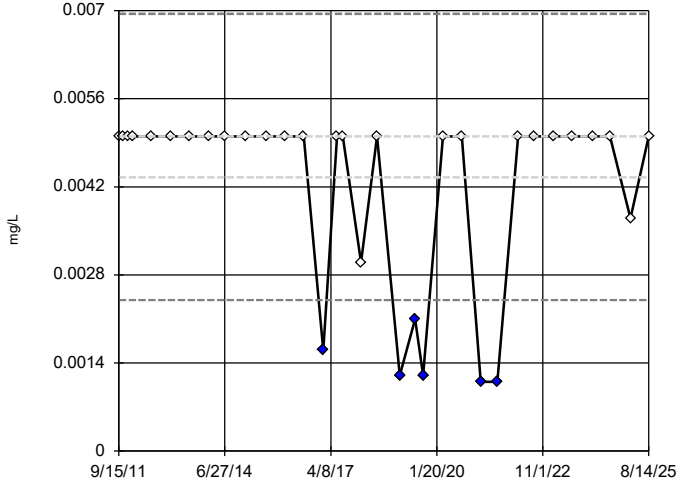


n = 33

Outliers are drawn as solid.
Tukey's method selected by user.

Ladder of Powers transformations did not improve normality; analysis run on raw data.

High cutoff = 0.00695, low cutoff = 0.0024, based on IQR multiplier of 3.

Constituent: Vanadium Analysis Run 3/25/2026 1:27 PM View: Tukey's Outlier Test

Plant Wansley Client: Southern Company Data: Wansley Landfill

Sanitas™ v.10.1.06 Software licensed to Groundwater Stats Consulting. UG

## Tukey's Outlier Screening

GWC-33

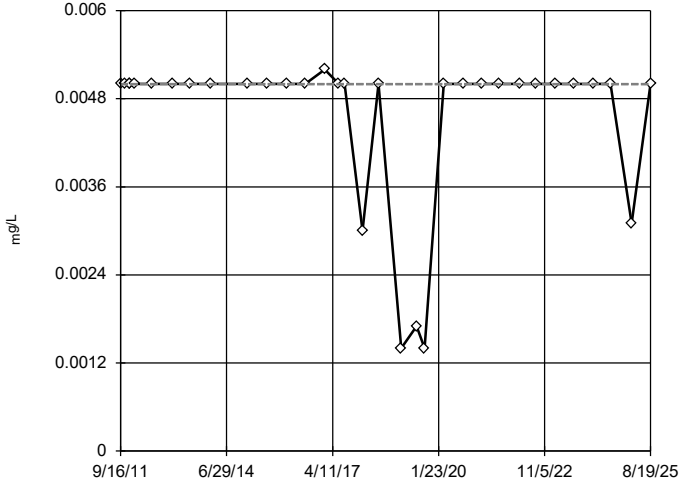


n = 33

No outliers found. Tukey's method selected by user.

Data were x^6 transformed to achieve best W statistic (graph shown in original units).

The results were invalidated, because the lower and upper quartiles are equal.

Constituent: Vanadium Analysis Run 3/25/2026 1:27 PM View: Tukey's Outlier Test

Plant Wansley Client: Southern Company Data: Wansley Landfill

Sanitas™ v.10.1.06 Software licensed to Groundwater Stats Consulting. UG

## Tukey's Outlier Screening

GWC-34

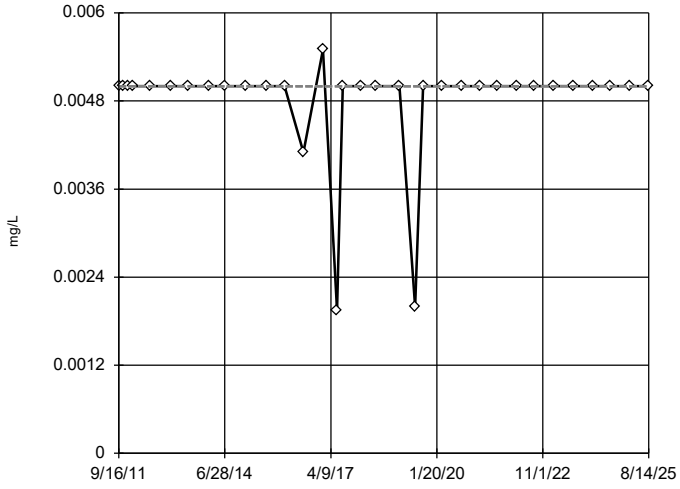


n = 33

No outliers found. Tukey's method selected by user.

Data were x^6 transformed to achieve best W statistic (graph shown in original units).

The results were invalidated, because the lower and upper quartiles are equal.

Constituent: Vanadium Analysis Run 3/25/2026 1:27 PM View: Tukey's Outlier Test

Plant Wansley Client: Southern Company Data: Wansley Landfill

Sanitas™ v.10.1.06 Software licensed to Groundwater Stats Consulting. UG

## Tukey's Outlier Screening

GWC-35

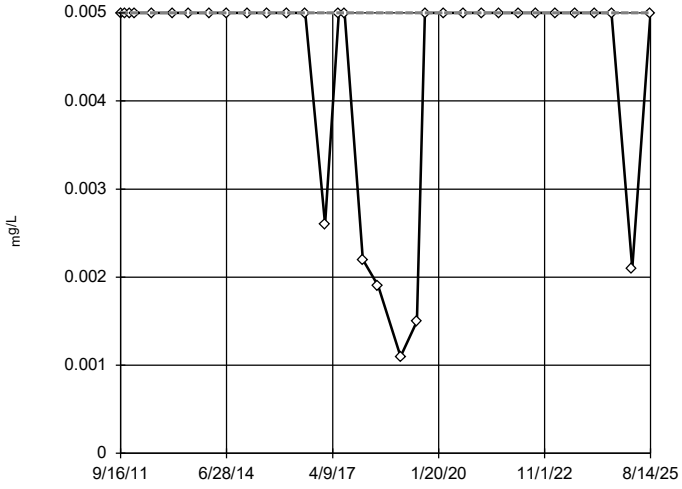


n = 33

No outliers found. Tukey's method selected by user.

Data were natural log transformed to achieve best W statistic (graph shown in original units).

The results were invalidated, because the lower and upper quartiles are equal.

Constituent: Vanadium Analysis Run 3/25/2026 1:27 PM View: Tukey's Outlier Test

Plant Wansley Client: Southern Company Data: Wansley Landfill

Sanitas™ v.10.1.06 Software licensed to Groundwater Stats Consulting. UG

## Tukey's Outlier Screening

GWA-1 (bg)

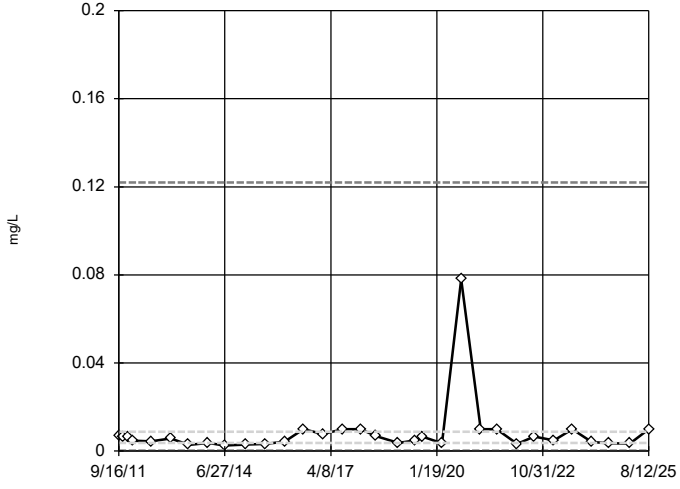


n = 32

No outliers found. Tukey's method selected by user.

Data were natural log transformed to achieve best W statistic (graph shown in original units).

High cutoff = 0.122, low cutoff = 0.0002626, based on IQR multiplier of 3.

Constituent: Zinc Analysis Run 3/25/2026 1:27 PM View: Tukey's Outlier Test

Plant Wansley Client: Southern Company Data: Wansley Landfill

Sanitas™ v.10.1.06 Software licensed to Groundwater Stats Consulting. UG

## Tukey's Outlier Screening

GWA-2 (bg)

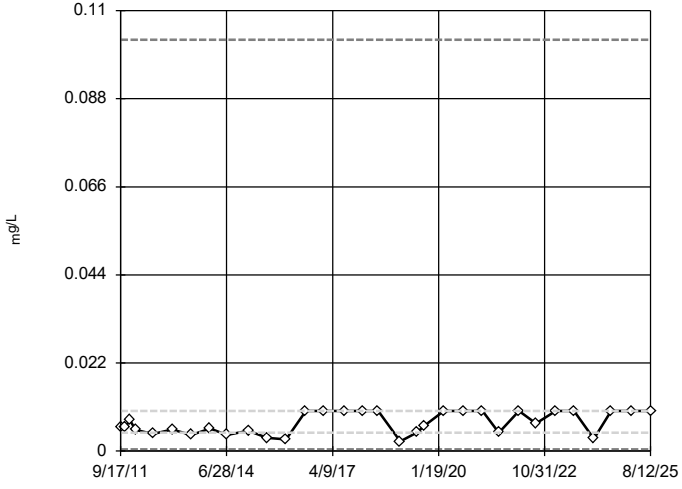


n = 32

No outliers found. Tukey's method selected by user.

Data were natural log transformed to achieve best W statistic (graph shown in original units).

High cutoff = 0.1027, low cutoff = 0.0004477, based on IQR multiplier of 3.

Constituent: Zinc Analysis Run 3/25/2026 1:27 PM View: Tukey's Outlier Test

Plant Wansley Client: Southern Company Data: Wansley Landfill

Sanitas™ v.10.1.06 Software licensed to Groundwater Stats Consulting. UG

## Tukey's Outlier Screening

GWA-3 (bg)

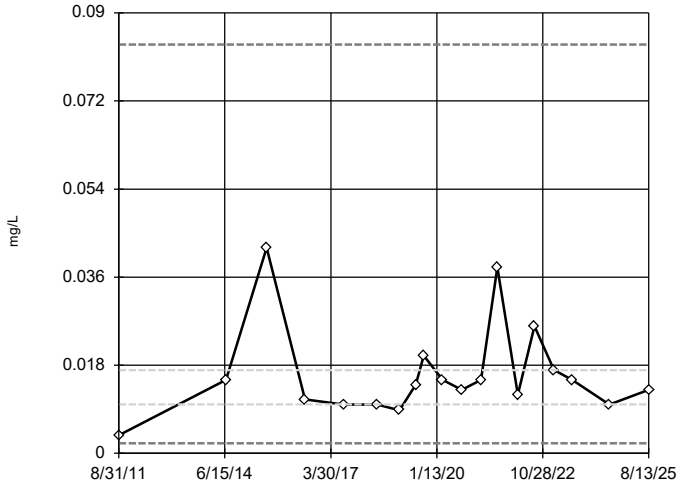


n = 19

No outliers found.
Tukey's method selected by user.

Data were natural log transformed to achieve best W statistic (graph shown in original units).

High cutoff = 0.08352, low cutoff = 0.002035, based on IQR multiplier of 3.

Constituent: Zinc Analysis Run 3/25/2026 1:27 PM View: Tukey's Outlier Test

Plant Wansley Client: Southern Company Data: Wansley Landfill

Sanitas™ v.10.1.06 Software licensed to Groundwater Stats Consulting. UG

## Tukey's Outlier Screening

GWA-4 (bg)

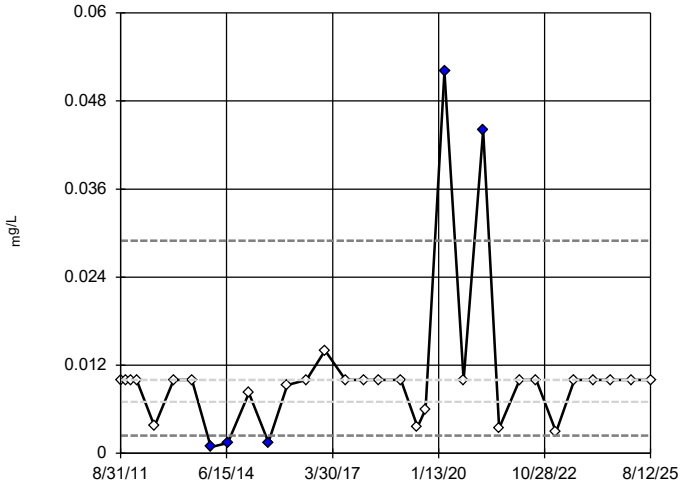


n = 32

Outliers are drawn as solid.
Tukey's method selected by user.

Data were natural log transformed to achieve best W statistic (graph shown in original units).

High cutoff = 0.02898, low cutoff = 0.002421, based on IQR multiplier of 3.

Constituent: Zinc Analysis Run 3/25/2026 1:27 PM View: Tukey's Outlier Test

Plant Wansley Client: Southern Company Data: Wansley Landfill

Sanitas™ v.10.1.06 Software licensed to Groundwater Stats Consulting. UG

## Tukey's Outlier Screening

GWA-28 (bg)

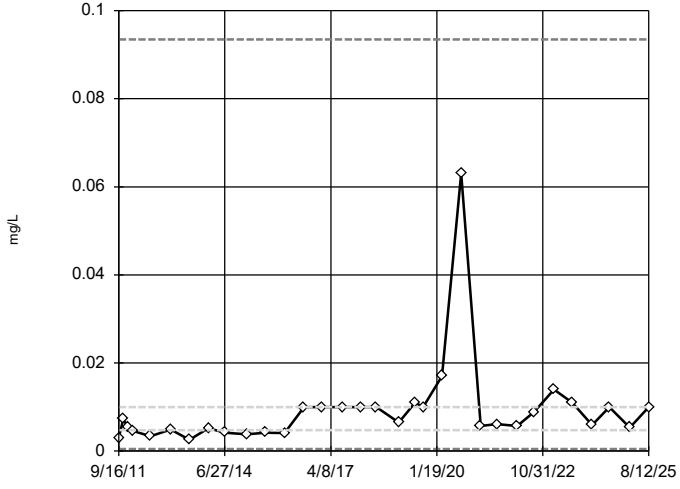


n = 32

No outliers found.
Tukey's method selected by user.

Data were natural log transformed to achieve best W statistic (graph shown in original units).

High cutoff = 0.09345, low cutoff = 0.0005081, based on IQR multiplier of 3.

Constituent: Zinc Analysis Run 3/25/2026 1:28 PM View: Tukey's Outlier Test

Plant Wansley Client: Southern Company Data: Wansley Landfill

Sanitas™ v.10.1.06 Software licensed to Groundwater Stats Consulting. UG

## Tukey's Outlier Screening

GWA-29 (bg)

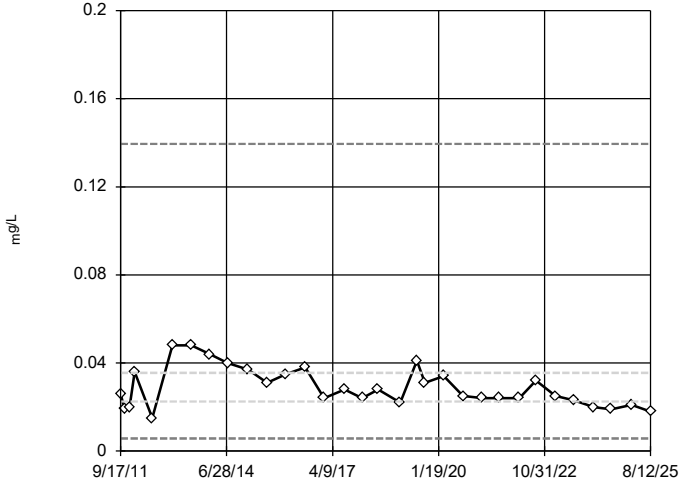


n = 32

No outliers found.
Tukey's method selected by user.

Data were natural log transformed to achieve best W statistic (graph shown in original units).

High cutoff = 0.1395, low cutoff = 0.005725, based on IQR multiplier of 3.

Constituent: Zinc Analysis Run 3/25/2026 1:28 PM View: Tukey's Outlier Test

Plant Wansley Client: Southern Company Data: Wansley Landfill

Sanitas™ v.10.1.06 Software licensed to Groundwater Stats Consulting. UG

## Tukey's Outlier Screening

GWC-5

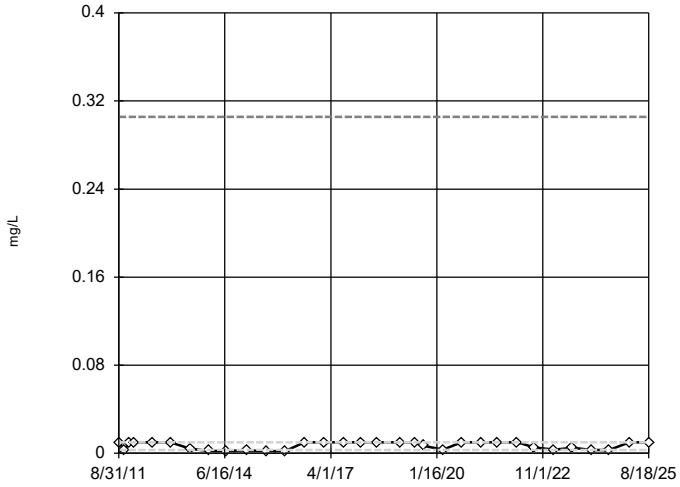


n = 32

No outliers found. Tukey's method selected by user.

Data were natural log transformed to achieve best W statistic (graph shown in original units).

High cutoff = 0.3056, low cutoff = 0.0001047, based on IQR multiplier of 3.

Constituent: Zinc Analysis Run 3/25/2026 1:28 PM View: Tukey's Outlier Test

Plant Wansley Client: Southern Company Data: Wansley Landfill

Sanitas™ v.10.1.06 Software licensed to Groundwater Stats Consulting. UG

## Tukey's Outlier Screening

GWC-6

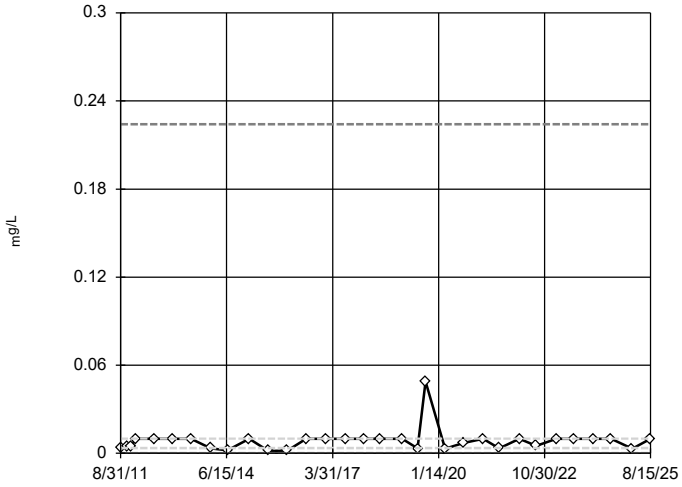


n = 32

No outliers found. Tukey's method selected by user.

Data were natural log transformed to achieve best W statistic (graph shown in original units).

High cutoff = 0.2241, low cutoff = 0.0001583, based on IQR multiplier of 3.

Constituent: Zinc Analysis Run 3/25/2026 1:28 PM View: Tukey's Outlier Test

Plant Wansley Client: Southern Company Data: Wansley Landfill

Sanitas™ v.10.1.06 Software licensed to Groundwater Stats Consulting. UG

## Tukey's Outlier Screening

GWC-7

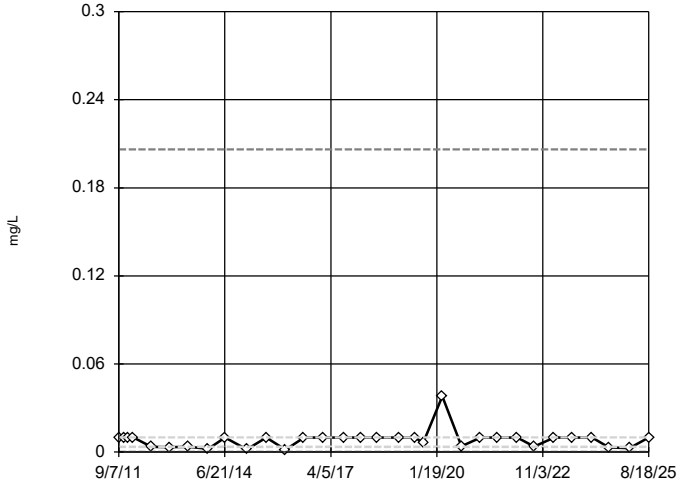


n = 32

No outliers found. Tukey's method selected by user.

Data were natural log transformed to achieve best W statistic (graph shown in original units).

High cutoff = 0.2062, low cutoff = 0.0001769, based on IQR multiplier of 3.

Constituent: Zinc Analysis Run 3/25/2026 1:28 PM View: Tukey's Outlier Test

Plant Wansley Client: Southern Company Data: Wansley Landfill

Sanitas™ v.10.1.06 Software licensed to Groundwater Stats Consulting. UG

## Tukey's Outlier Screening

GWC-8

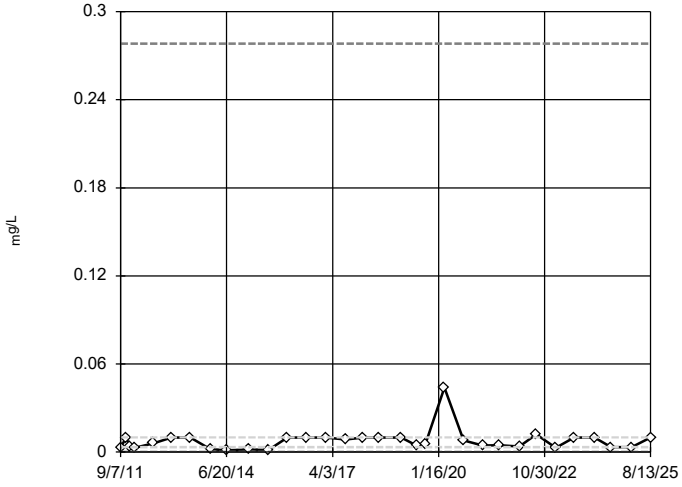


n = 32

No outliers found. Tukey's method selected by user.

Data were natural log transformed to achieve best W statistic (graph shown in original units).

High cutoff = 0.2783, low cutoff = 0.0001186, based on IQR multiplier of 3.

Constituent: Zinc Analysis Run 3/25/2026 1:28 PM View: Tukey's Outlier Test

Plant Wansley Client: Southern Company Data: Wansley Landfill

Sanitas™ v.10.1.06 Software licensed to Groundwater Stats Consulting. UG

## Tukey's Outlier Screening

GWC-9

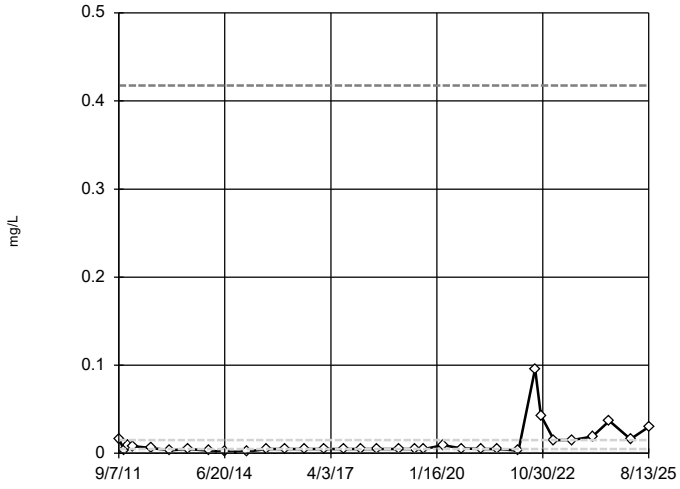


n = 33

No outliers found. Tukey's method selected by user.

Data were natural log transformed to achieve best W statistic (graph shown in original units).

High cutoff = 0.4175, low cutoff = 0.0001779, based on IQR multiplier of 3.

Constituent: Zinc Analysis Run 3/25/2026 1:28 PM View: Tukey's Outlier Test

Plant Wansley Client: Southern Company Data: Wansley Landfill

Sanitas™ v.10.1.06 Software licensed to Groundwater Stats Consulting. UG

## Tukey's Outlier Screening

GWC-10

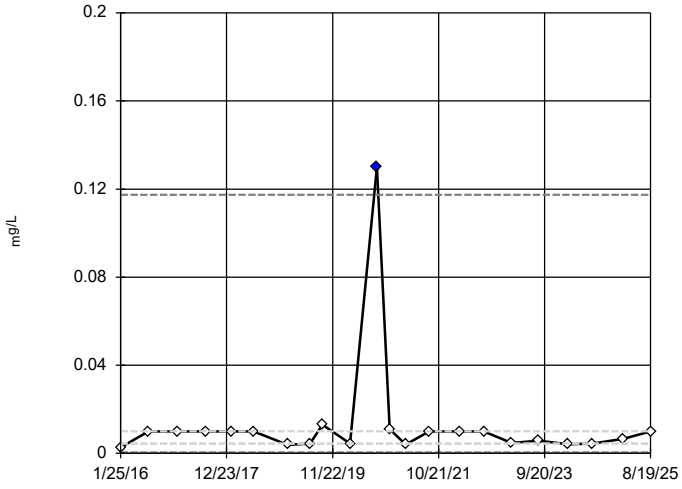


n = 22

Outlier is drawn as solid. Tukey's method selected by user.

Data were natural log transformed to achieve best W statistic (graph shown in original units).

High cutoff = 0.1174, low cutoff = 0.0003748, based on IQR multiplier of 3.

Constituent: Zinc Analysis Run 3/25/2026 1:28 PM View: Tukey's Outlier Test

Plant Wansley Client: Southern Company Data: Wansley Landfill

Sanitas™ v.10.1.06 Software licensed to Groundwater Stats Consulting. UG

## Tukey's Outlier Screening

GWC-11

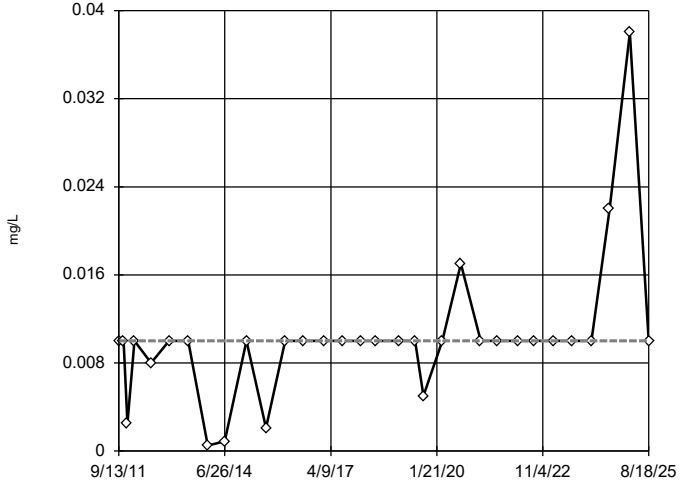


n = 32

No outliers found. Tukey's method selected by user.

Data were square root transformed to achieve best W statistic (graph shown in original units).

The results were invalidated, because the lower and upper quartiles are equal.

Constituent: Zinc Analysis Run 3/25/2026 1:28 PM View: Tukey's Outlier Test

Plant Wansley Client: Southern Company Data: Wansley Landfill

Sanitas™ v.10.1.06 Software licensed to Groundwater Stats Consulting. UG

## Tukey's Outlier Screening

GWC-12

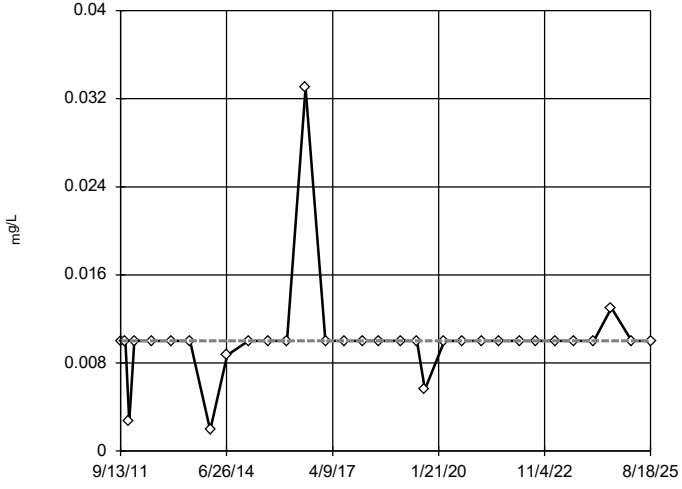


n = 32

No outliers found. Tukey's method selected by user.

Data were cube root transformed to achieve best W statistic (graph shown in original units).

The results were invalidated, because the lower and upper quartiles are equal.

Constituent: Zinc Analysis Run 3/25/2026 1:28 PM View: Tukey's Outlier Test

Plant Wansley Client: Southern Company Data: Wansley Landfill

Sanitas™ v.10.1.06 Software licensed to Groundwater Stats Consulting. UG

## Tukey's Outlier Screening

GWC-13

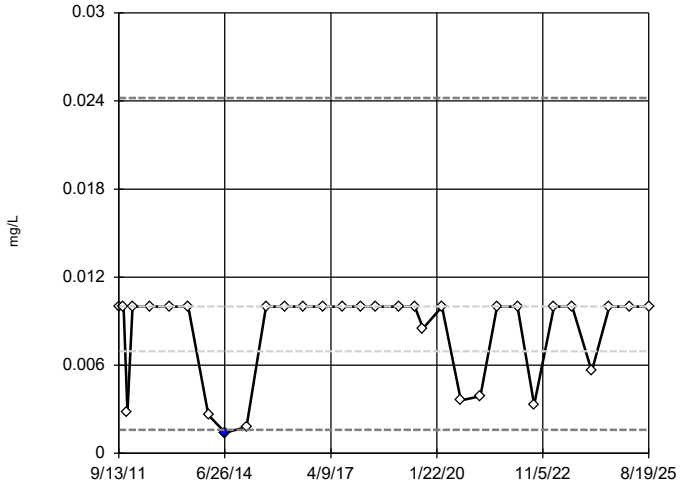


n = 32

Outlier is drawn as solid. Tukey's method selected by user.

Data were cube root transformed to achieve best W statistic (graph shown in original units).

High cutoff = 0.02421, low cutoff = 0.001601, based on IQR multiplier of 3.

Constituent: Zinc Analysis Run 3/25/2026 1:28 PM View: Tukey's Outlier Test

Plant Wansley Client: Southern Company Data: Wansley Landfill

Sanitas™ v.10.1.06 Software licensed to Groundwater Stats Consulting. UG

## Tukey's Outlier Screening

GWC-14

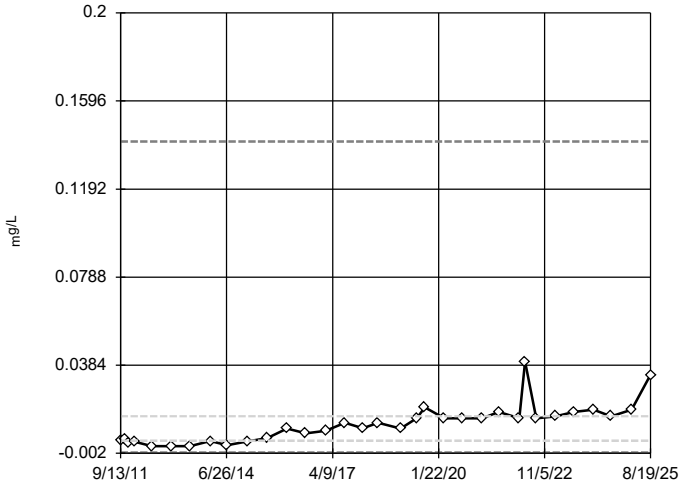


n = 33

No outliers found. Tukey's method selected by user.

Data were cube root transformed to achieve best W statistic (graph shown in original units).

High cutoff = 0.141, low cutoff = -0.001665, based on IQR multiplier of 3.

Constituent: Zinc Analysis Run 3/25/2026 1:28 PM View: Tukey's Outlier Test

Plant Wansley Client: Southern Company Data: Wansley Landfill

Sanitas™ v.10.1.06 Software licensed to Groundwater Stats Consulting. UG

## Tukey's Outlier Screening

GWC-15

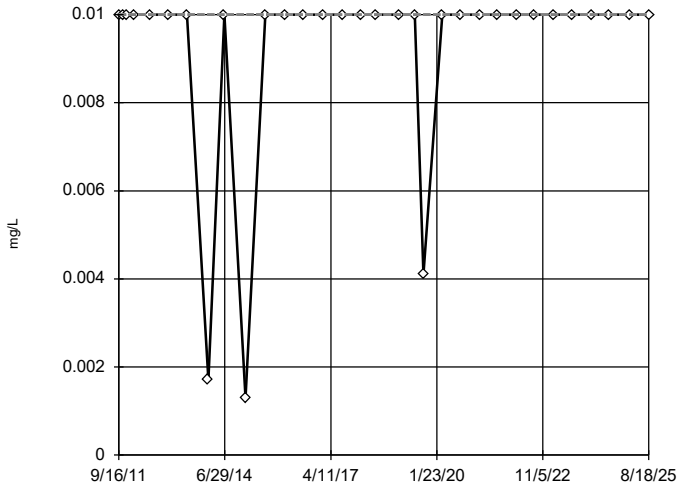


n = 32

No outliers found. Tukey's method selected by user.

Ladder of Powers transformations did not improve normality; analysis run on raw data.

The results were invalidated, because the lower and upper quartiles are equal.

Constituent: Zinc Analysis Run 3/25/2026 1:28 PM View: Tukey's Outlier Test

Plant Wansley Client: Southern Company Data: Wansley Landfill

Sanitas™ v.10.1.06 Software licensed to Groundwater Stats Consulting. UG

## Tukey's Outlier Screening

GWC-16

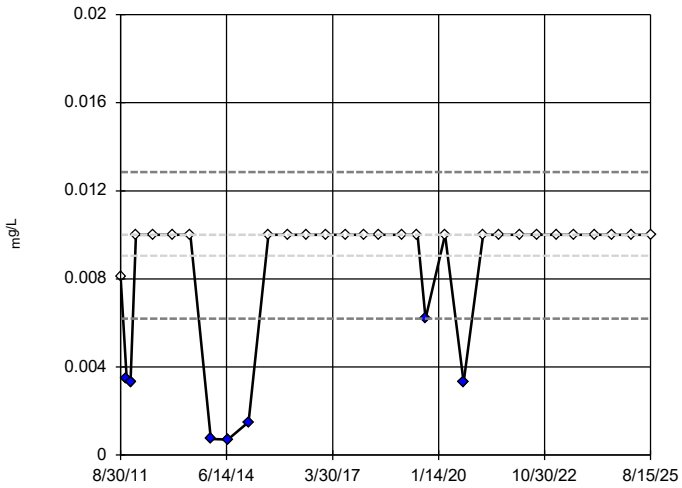


n = 32

Outliers are drawn as solid. Tukey's method selected by user.

Ladder of Powers transformations did not improve normality; analysis run on raw data.

High cutoff = 0.01285, low cutoff = 0.0062, based on IQR multiplier of 3.

Constituent: Zinc Analysis Run 3/25/2026 1:28 PM View: Tukey's Outlier Test

Plant Wansley Client: Southern Company Data: Wansley Landfill

Sanitas™ v.10.1.06 Software licensed to Groundwater Stats Consulting. UG

## Tukey's Outlier Screening

GWC-17

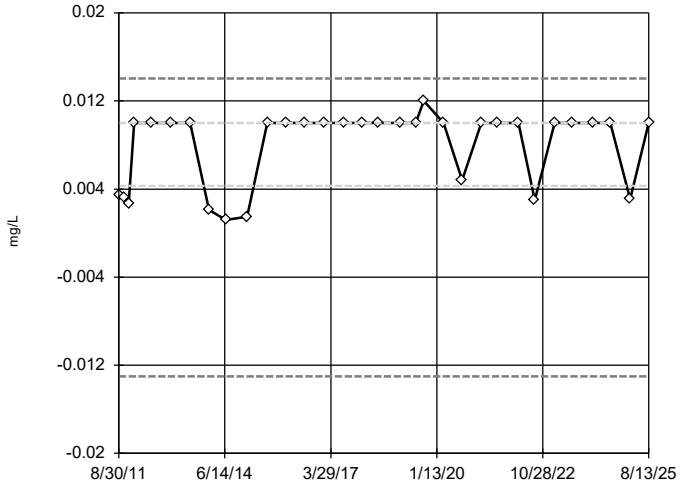


n = 32

No outliers found. Tukey's method selected by user.

Data were x^4 transformed to achieve best W statistic (graph shown in original units).

High cutoff = 0.01405, low cutoff = -0.01301, based on IQR multiplier of 3.

Constituent: Zinc Analysis Run 3/25/2026 1:28 PM View: Tukey's Outlier Test

Plant Wansley Client: Southern Company Data: Wansley Landfill

Sanitas™ v.10.1.06 Software licensed to Groundwater Stats Consulting. UG

## Tukey's Outlier Screening

GWC-18

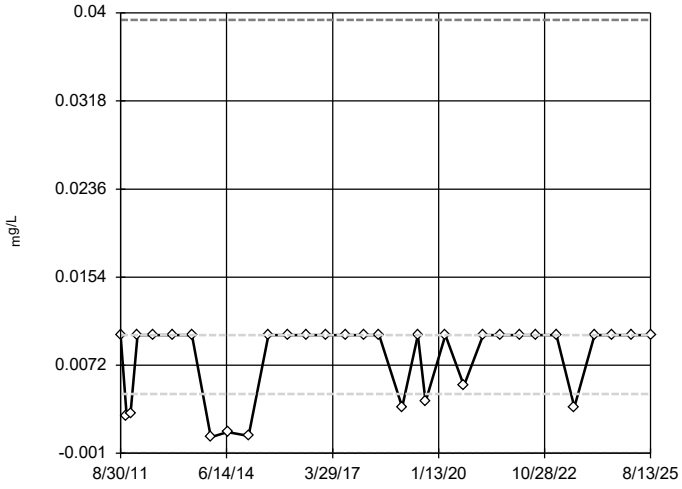


n = 32

No outliers found. Tukey's method selected by user.

Data were square root transformed to achieve best W statistic (graph shown in original units).

High cutoff = 0.03934, low cutoff = -0.0009678, based on IQR multiplier of 3.

Constituent: Zinc Analysis Run 3/25/2026 1:28 PM View: Tukey's Outlier Test

Plant Wansley Client: Southern Company Data: Wansley Landfill

Sanitas™ v.10.1.06 Software licensed to Groundwater Stats Consulting. UG

## Tukey's Outlier Screening

GWC-19

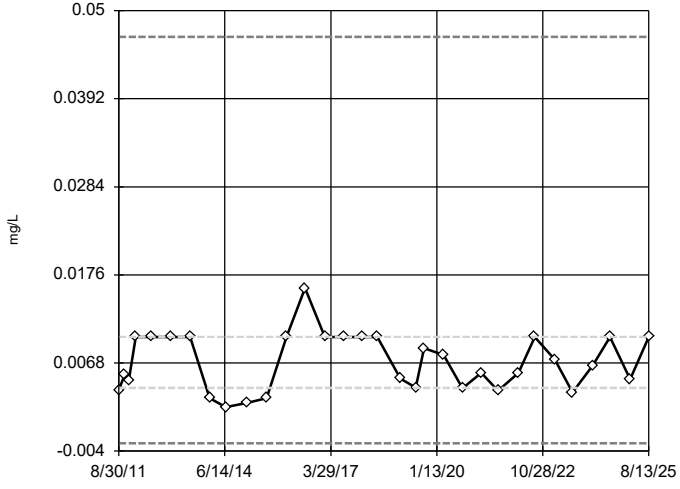


n = 32

No outliers found. Tukey's method selected by user.

Data were square root transformed to achieve best W statistic (graph shown in original units).

High cutoff = 0.04678, low cutoff = -0.003031, based on IQR multiplier of 3.

Constituent: Zinc Analysis Run 3/25/2026 1:28 PM View: Tukey's Outlier Test

Plant Wansley Client: Southern Company Data: Wansley Landfill

Sanitas™ v.10.1.06 Software licensed to Groundwater Stats Consulting. UG

## Tukey's Outlier Screening

GWC-20

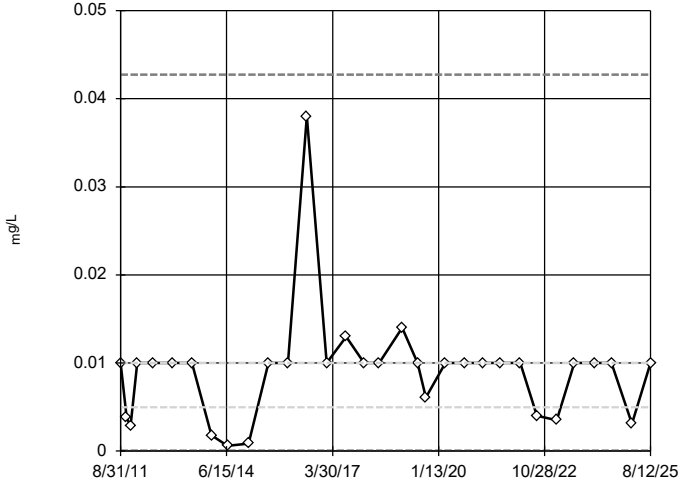


n = 32

No outliers found. Tukey's method selected by user.

Data were cube root transformed to achieve best W statistic (graph shown in original units).

High cutoff = 0.04272, low cutoff = 0.00004895, based on IQR multiplier of 3.

Constituent: Zinc Analysis Run 3/25/2026 1:28 PM View: Tukey's Outlier Test

Plant Wansley Client: Southern Company Data: Wansley Landfill

Sanitas™ v.10.1.06 Software licensed to Groundwater Stats Consulting. UG

## Tukey's Outlier Screening

GWC-21

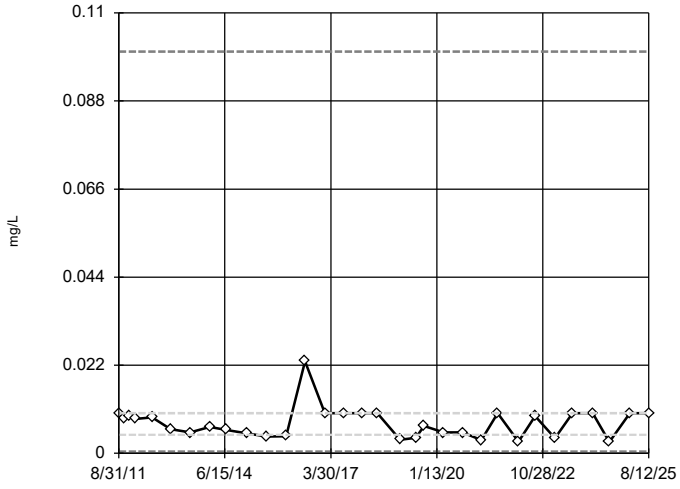


n = 32

No outliers found. Tukey's method selected by user.

Data were natural log transformed to achieve best W statistic (graph shown in original units).

High cutoff = 0.1003, low cutoff = 0.0004623, based on IQR multiplier of 3.

Constituent: Zinc Analysis Run 3/25/2026 1:28 PM View: Tukey's Outlier Test

Plant Wansley Client: Southern Company Data: Wansley Landfill

Sanitas™ v.10.1.06 Software licensed to Groundwater Stats Consulting. UG

## Tukey's Outlier Screening

GWC-22

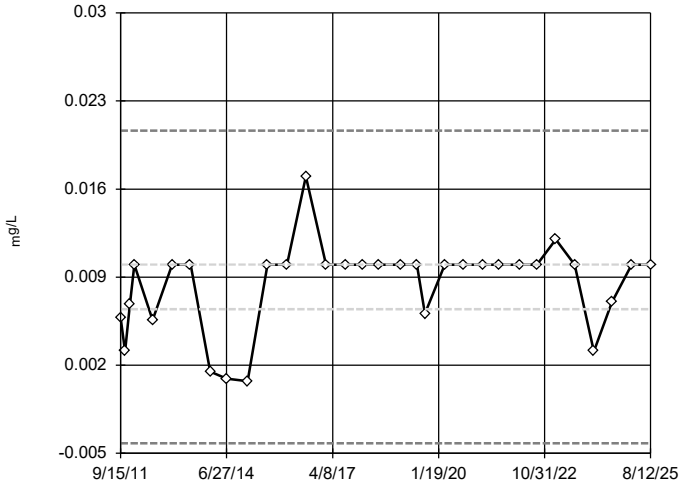


n = 32

No outliers found. Tukey's method selected by user.

Ladder of Powers transformations did not improve normality; analysis run on raw data.

High cutoff = 0.02065, low cutoff = -0.0042, based on IQR multiplier of 3.

Constituent: Zinc Analysis Run 3/25/2026 1:28 PM View: Tukey's Outlier Test

Plant Wansley Client: Southern Company Data: Wansley Landfill

Sanitas™ v.10.1.06 Software licensed to Groundwater Stats Consulting. UG

## Tukey's Outlier Screening

GWC-23

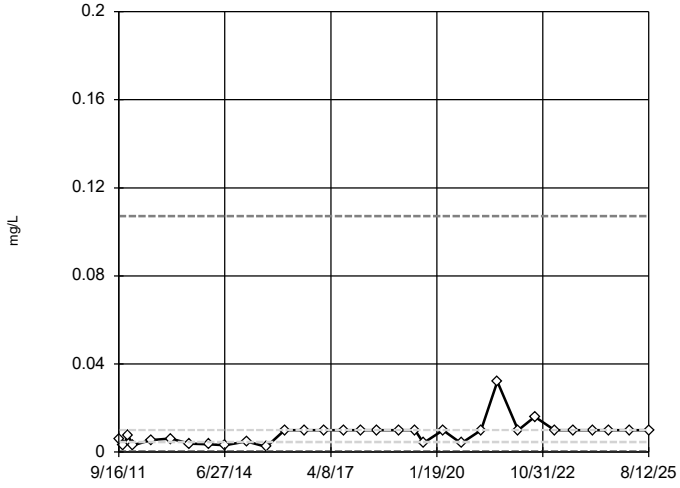


n = 32

No outliers found. Tukey's method selected by user.

Data were natural log transformed to achieve best W statistic (graph shown in original units).

High cutoff = 0.1071, low cutoff = 0.0004235, based on IQR multiplier of 3.

Constituent: Zinc Analysis Run 3/25/2026 1:28 PM View: Tukey's Outlier Test

Plant Wansley Client: Southern Company Data: Wansley Landfill

Sanitas™ v.10.1.06 Software licensed to Groundwater Stats Consulting. UG

## Tukey's Outlier Screening

GWC-24

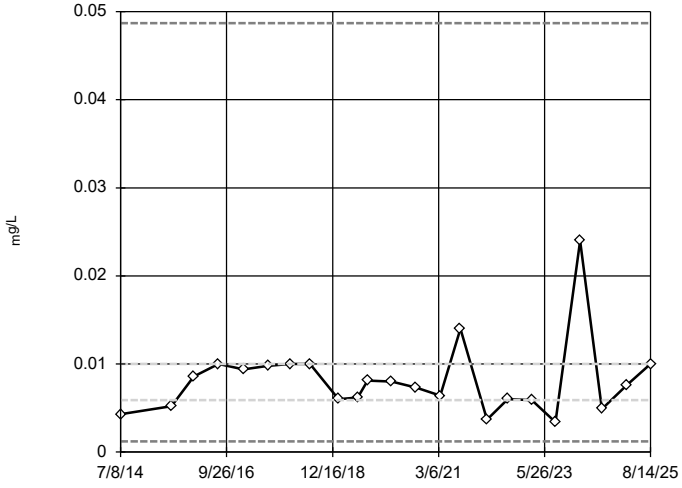


n = 23

No outliers found. Tukey's method selected by user.

Data were natural log transformed to achieve best W statistic (graph shown in original units).

High cutoff = 0.04869, low cutoff = 0.001212, based on IQR multiplier of 3.

Constituent: Zinc Analysis Run 3/25/2026 1:28 PM View: Tukey's Outlier Test

Plant Wansley Client: Southern Company Data: Wansley Landfill

Sanitas™ v.10.1.06 Software licensed to Groundwater Stats Consulting. UG

## Tukey's Outlier Screening

GWC-25

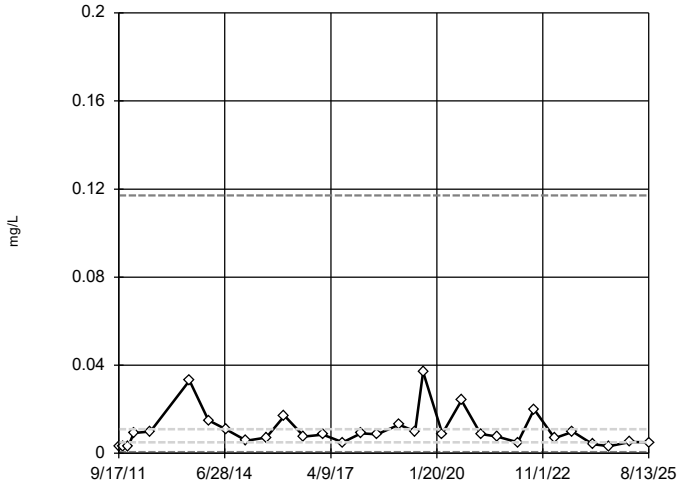


n = 31

No outliers found. Tukey's method selected by user.

Data were natural log transformed to achieve best W statistic (graph shown in original units).

High cutoff = 0.1171, low cutoff = 0.0004696, based on IQR multiplier of 3.

Constituent: Zinc Analysis Run 3/25/2026 1:28 PM View: Tukey's Outlier Test

Plant Wansley Client: Southern Company Data: Wansley Landfill

Sanitas™ v.10.1.06 Software licensed to Groundwater Stats Consulting. UG

## Tukey's Outlier Screening

GWC-26

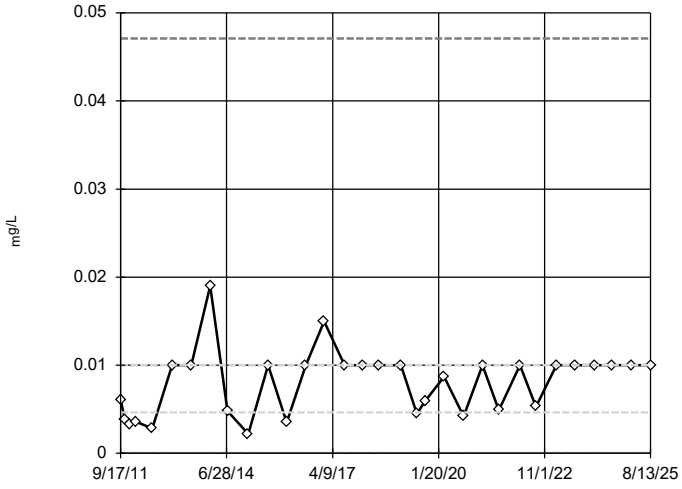


n = 32

No outliers found. Tukey's method selected by user.

Data were cube root transformed to achieve best W statistic (graph shown in original units).

High cutoff = 0.04708, low cutoff = 0.000009576, based on IQR multiplier of 3.

Constituent: Zinc Analysis Run 3/25/2026 1:28 PM View: Tukey's Outlier Test

Plant Wansley Client: Southern Company Data: Wansley Landfill

Sanitas™ v.10.1.06 Software licensed to Groundwater Stats Consulting. UG

## Tukey's Outlier Screening

GWC-27

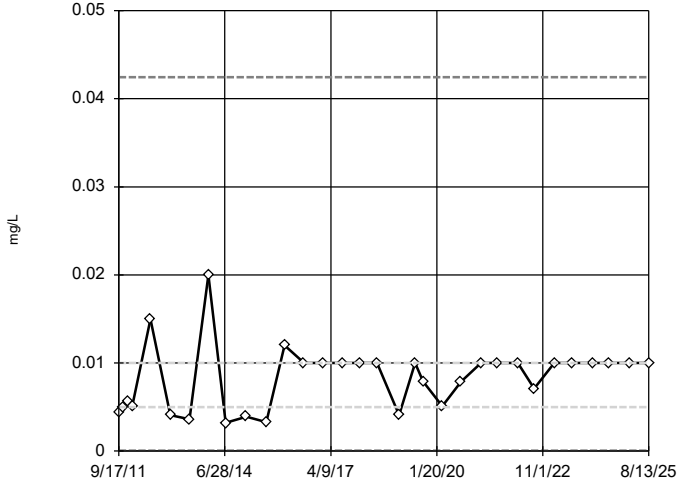


n = 32

No outliers found. Tukey's method selected by user.

Data were cube root transformed to achieve best W statistic (graph shown in original units).

High cutoff = 0.04244, low cutoff = 0.00005328, based on IQR multiplier of 3.

Constituent: Zinc Analysis Run 3/25/2026 1:28 PM View: Tukey's Outlier Test

Plant Wansley Client: Southern Company Data: Wansley Landfill

Sanitas™ v.10.1.06 Software licensed to Groundwater Stats Consulting. UG

## Tukey's Outlier Screening

GWC-30

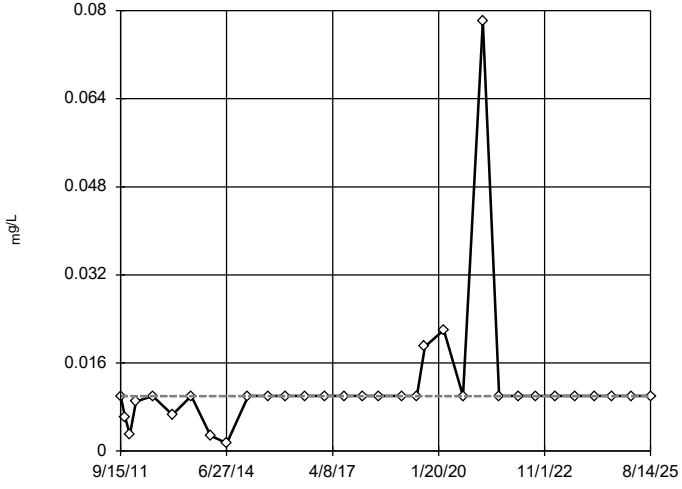


n = 32

No outliers found. Tukey's method selected by user.

Data were natural log transformed to achieve best W statistic (graph shown in original units).

The results were invalidated, because the lower and upper quartiles are equal.

Constituent: Zinc Analysis Run 3/25/2026 1:28 PM View: Tukey's Outlier Test

Plant Wansley Client: Southern Company Data: Wansley Landfill

Sanitas™ v.10.1.06 Software licensed to Groundwater Stats Consulting. UG

## Tukey's Outlier Screening

GWC-31

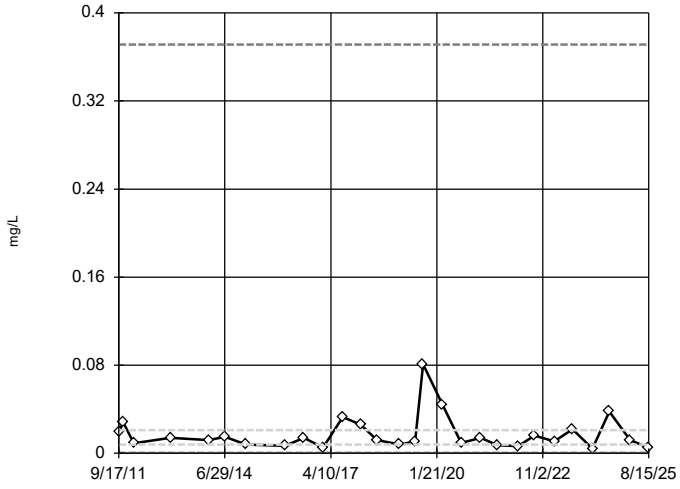


n = 28

No outliers found. Tukey's method selected by user.

Data were natural log transformed to achieve best W statistic (graph shown in original units).

High cutoff = 0.3711, low cutoff = 0.000455, based on IQR multiplier of 3.

Constituent: Zinc Analysis Run 3/25/2026 1:28 PM View: Tukey's Outlier Test

Plant Wansley Client: Southern Company Data: Wansley Landfill

Sanitas™ v.10.1.06 Software licensed to Groundwater Stats Consulting. UG

## Tukey's Outlier Screening

GWC-32

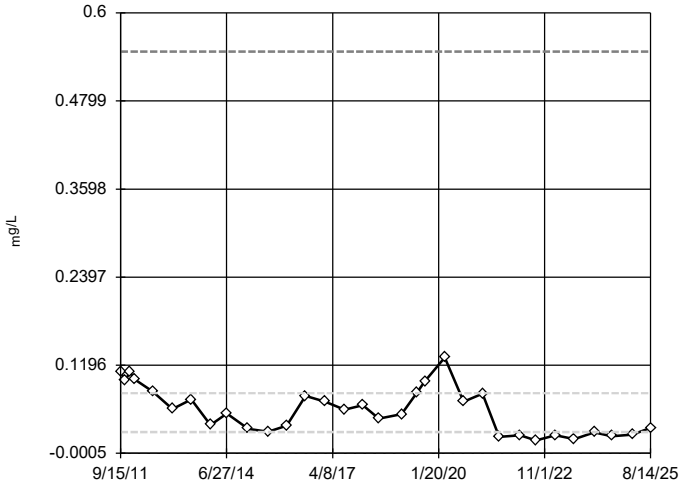


n = 32

No outliers found. Tukey's method selected by user.

Data were cube root transformed to achieve best W statistic (graph shown in original units).

High cutoff = 0.5472, low cutoff = -0.0004912, based on IQR multiplier of 3.

Constituent: Zinc Analysis Run 3/25/2026 1:28 PM View: Tukey's Outlier Test

Plant Wansley Client: Southern Company Data: Wansley Landfill

Sanitas™ v.10.1.06 Software licensed to Groundwater Stats Consulting. UG

## Tukey's Outlier Screening

GWC-33

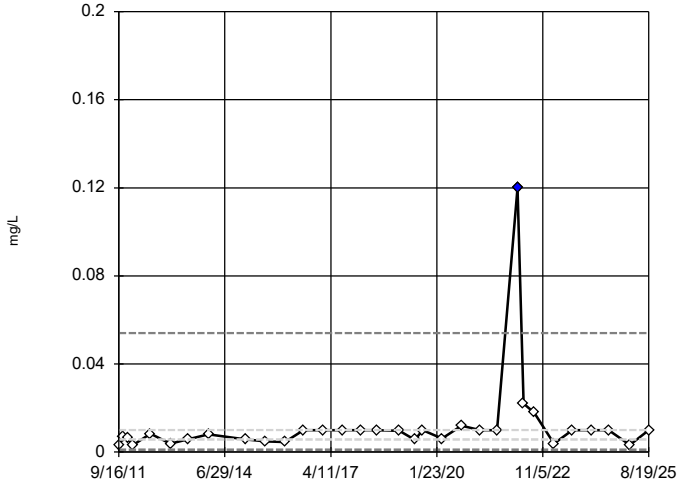


n = 32

Outlier is drawn as solid. Tukey's method selected by user.

Data were natural log transformed to achieve best W statistic (graph shown in original units).

High cutoff = 0.05402, low cutoff = 0.001055, based on IQR multiplier of 3.

Constituent: Zinc Analysis Run 3/25/2026 1:28 PM View: Tukey's Outlier Test

Plant Wansley Client: Southern Company Data: Wansley Landfill

Sanitas™ v.10.1.06 Software licensed to Groundwater Stats Consulting. UG

## Tukey's Outlier Screening

GWC-34

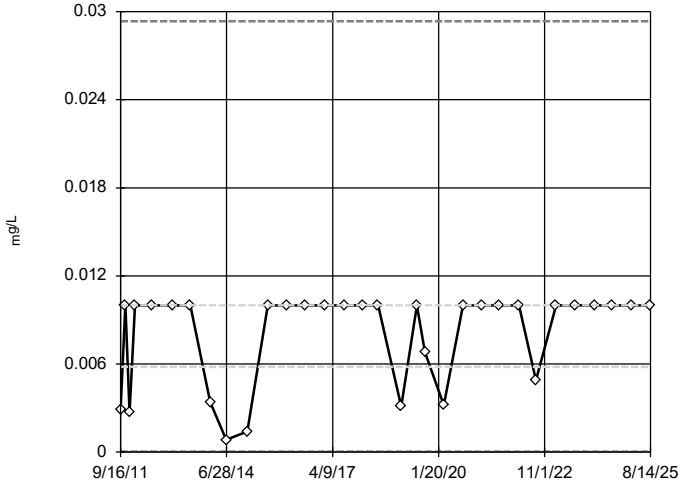


n = 32

No outliers found. Tukey's method selected by user.

Data were square root transformed to achieve best W statistic (graph shown in original units).

High cutoff = 0.02935, low cutoff = 0.00002425, based on IQR multiplier of 3.

Constituent: Zinc Analysis Run 3/25/2026 1:28 PM View: Tukey's Outlier Test

Plant Wansley Client: Southern Company Data: Wansley Landfill

Sanitas™ v.10.1.06 Software licensed to Groundwater Stats Consulting. UG

# Tukey's Outlier Screening

GWC-35

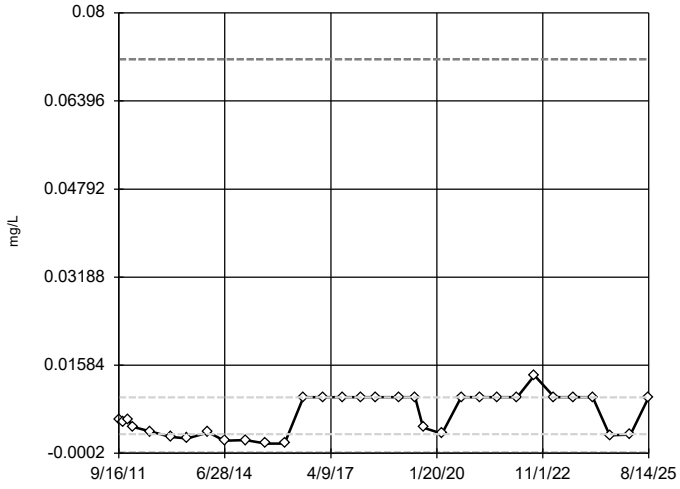


n = 32

No outliers found.
Tukey's method select-
ed by user.

Data were cube root trans-
formed to achieve best
W statistic (graph shown
in original units).

High cutoff = 0.07157,
low cutoff = -0.0001316,
based on IQR multiplier
of 3.

Constituent: Zinc  Analysis Run 3/25/2026 1:28 PM  View: Tukey's Outlier Test

Plant Wansley  Client: Southern Company  Data: Wansley Landfill

# Tukey's Outlier Test - Upgradient Wells - Significant Results

Plant Wansley Client: Southern Company Data: Wansley Landfill Printed 3/23/2026, 12:38 PM

| Constituent | Well | Outlier | Value(s) | Method | N | Mean | Std. Dev. | Distribution | Normality Test |
|---|---|---|---|---|---|---|---|---|---|
| **Calcium (mg/L)** | **GWA-1,GWA-2,GWA-3...** | **Yes** | **39.6,28.3,22,22,72,91,43,24,24,24,23,58,24.2,33.6** | **NP** | **162** | **10.51** | **14.14** | **x^6** | **ChiSquared** |
| **Chloride (mg/L)** | **GWA-1,GWA-2,GWA-3...** | **Yes** | **19,22,43,34,49,41,15,15,15,44,18,59,16,16,13.1,17** | **NP** | **160** | **6.598** | **9.466** | **x^5** | **ChiSquared** |
| **Fluoride (mg/L)** | **GWA-1,GWA-2,GWA-3...** | **Yes** | **2.216,2.35,3.2,2.6,2.6,2.5,2.5,2.2,2.3,2.3,2.3** | **NP** | **158** | **0.7156** | **0.8291** | **x^5** | **ChiSquared** |

# Tukey's Outlier Test - Upgradient Wells - All Results

Plant Wansley Client: Southern Company Data: Wansley Landfill Printed 3/23/2026, 12:38 PM

| Constituent | Well | Outlier | Value(s) | Method | N | Mean | Std. Dev. | Distribution | Normality Test |
|---|---|---|---|---|---|---|---|---|---|
| Boron (mg/L) | GWA-1,GWA-2,GWA-3... | n/a | n/a | NP | 160 | 0.07877 | 0.007758 | unknown | ChiSquared |
| **Calcium (mg/L)** | **GWA-1,GWA-2,GWA-3...** | **Yes** | **39.6,28.3,22,22,72,91,43,24,24,24,23,58,24.2,33.6** | **NP** | **162** | **10.51** | **14.14** | **x^6** | **ChiSquared** |
| **Chloride (mg/L)** | **GWA-1,GWA-2,GWA-3...** | **Yes** | **19,22,43,34,49,41,15,15,15,44,18,59,16,16,13.1,17** | **NP** | **160** | **6.598** | **9.466** | **x^5** | **ChiSquared** |
| **Fluoride (mg/L)** | **GWA-1,GWA-2,GWA-3...** | **Yes** | **2.216,2.35,3.2,2.6,2.6,2.5,2.5,2.2,2.3,2.3,2.3** | **NP** | **158** | **0.7156** | **0.8291** | **x^5** | **ChiSquared** |

Sanitas™ v.10.1.06 Software licensed to Groundwater Stats Consulting. UG

## Tukey's Outlier Screening, Pooled Background

GWA-1,GWA-2,GWA-3,GWA-4,GWA-28,GWA-29...

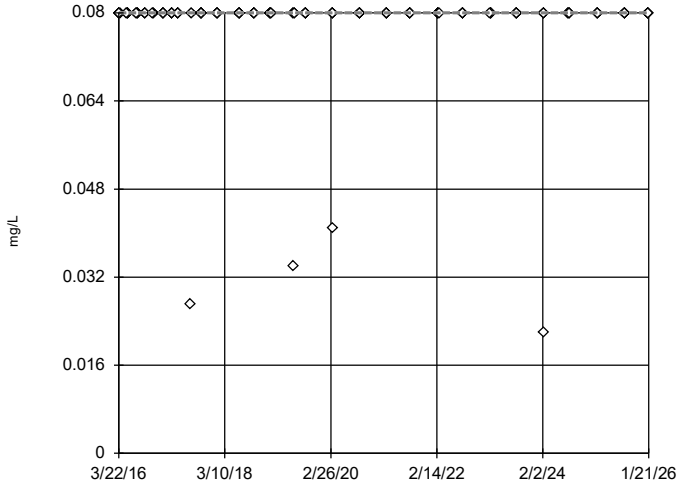


n = 160

No outliers found.
Tukey's method selected by user.

Ladder of Powers transformations did not improve normality; analysis run on raw data.

The results were invalidated, because the lower and upper quartiles are equal.

Constituent: Boron Analysis Run 3/23/2026 12:37 PM View: Tukey's Outlier Test - Upgradient

Plant Wansley Client: Southern Company Data: Wansley Landfill

Sanitas™ v.10.1.06 Software licensed to Groundwater Stats Consulting. UG

## Tukey's Outlier Screening, Pooled Background

GWA-1,GWA-2,GWA-3,GWA-4,GWA-28,GWA-29...

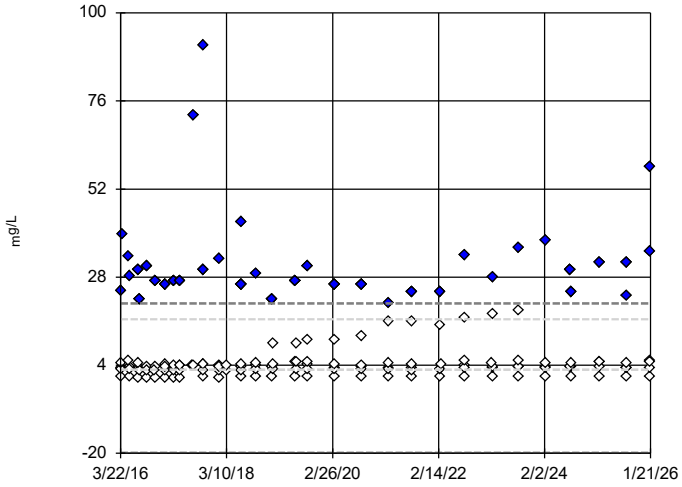


n = 162

Outliers are drawn as solid.
Tukey's method selected by user.

Data were x^6 transformed to achieve best W statistic (graph shown in original units).

High cutoff = 20.84, low cutoff = -19.86, based on IQR multiplier of 3.

Constituent: Calcium Analysis Run 3/23/2026 12:37 PM View: Tukey's Outlier Test - Upgradient

Plant Wansley Client: Southern Company Data: Wansley Landfill

Sanitas™ v.10.1.06 Software licensed to Groundwater Stats Consulting. UG

## Tukey's Outlier Screening, Pooled Background

GWA-1,GWA-2,GWA-3,GWA-4,GWA-28,GWA-29...

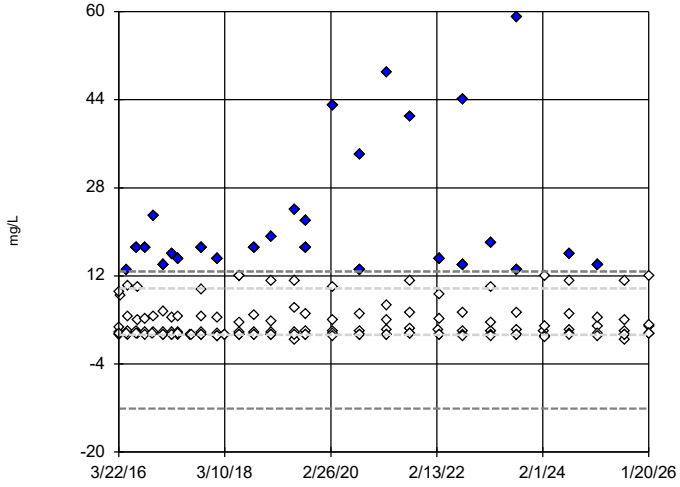


n = 160

Outliers are drawn as solid.
Tukey's method selected by user.

Data were x^5 transformed to achieve best W statistic (graph shown in original units).

High cutoff = 12.81, low cutoff = -12.09, based on IQR multiplier of 3.

Constituent: Chloride Analysis Run 3/23/2026 12:37 PM View: Tukey's Outlier Test - Upgradient

Plant Wansley Client: Southern Company Data: Wansley Landfill

Sanitas™ v.10.1.06 Software licensed to Groundwater Stats Consulting. UG

## Tukey's Outlier Screening, Pooled Background

GWA-1,GWA-2,GWA-3,GWA-4,GWA-28,GWA-29...

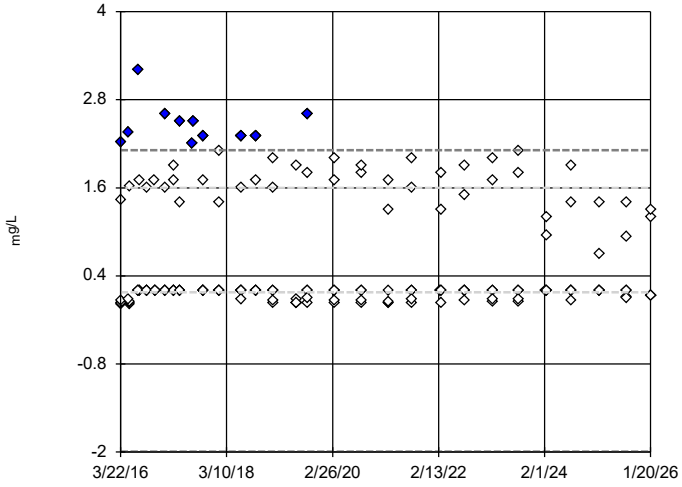


n = 158

Outliers are drawn as solid.
Tukey's method selected by user.

Data were x^5 transformed to achieve best W statistic (graph shown in original units).

High cutoff = 2.111, low cutoff = -1.993, based on IQR multiplier of 3.

Constituent: Fluoride Analysis Run 3/23/2026 12:37 PM View: Tukey's Outlier Test - Upgradient

Plant Wansley Client: Southern Company Data: Wansley Landfill

FIGURE D.

# Welch's t-test/Mann-Whitney - Significant Results

Plant Wansley Client: Southern Company Data: Wansley Landfill Printed 3/31/2026, 5:06 AM

| Constituent | Well | Calc. | 0.01 | Alpha | Sig. | Method |
|---|---|---|---|---|---|---|
| **Barium (mg/L)** | **GWC-5** | **3.032** | **Yes** | **0.01** | **Yes** | **Mann-W** |
| **Barium (mg/L)** | **GWC-8** | **-2.642** | **Yes** | **0.01** | **Yes** | **Mann-W** |
| **Barium (mg/L)** | **GWC-12** | **3.121** | **Yes** | **0.01** | **Yes** | **Mann-W** |
| **Barium (mg/L)** | **GWC-16** | **3.182** | **Yes** | **0.01** | **Yes** | **Mann-W** |
| **Barium (mg/L)** | **GWC-17** | **3.131** | **Yes** | **0.01** | **Yes** | **Mann-W** |
| **Barium (mg/L)** | **GWC-18** | **3.17** | **Yes** | **0.01** | **Yes** | **Mann-W** |
| **Barium (mg/L)** | **GWC-34** | **2.643** | **Yes** | **0.01** | **Yes** | **Mann-W** |
| **Barium (mg/L)** | **GWC-35** | **4.282** | **Yes** | **0.01** | **Yes** | **Mann-W** |
| **Beryllium (mg/L)** | **GWC-5** | **-3.001** | **Yes** | **0.01** | **Yes** | **Mann-W** |
| **Beryllium (mg/L)** | **GWC-13** | **-3.001** | **Yes** | **0.01** | **Yes** | **Mann-W** |
| **Cadmium (mg/L)** | **GWC-5** | **-3.001** | **Yes** | **0.01** | **Yes** | **Mann-W** |
| **Cadmium (mg/L)** | **GWC-9** | **-3.204** | **Yes** | **0.01** | **Yes** | **Mann-W** |
| **Cadmium (mg/L)** | **GWC-17** | **-3.001** | **Yes** | **0.01** | **Yes** | **Mann-W** |
| **Cadmium (mg/L)** | **GWC-30** | **-3.001** | **Yes** | **0.01** | **Yes** | **Mann-W** |
| **Cobalt (mg/L)** | **GWC-8** | **-2.67** | **Yes** | **0.01** | **Yes** | **Mann-W** |
| **Cobalt (mg/L)** | **GWC-17** | **-3.001** | **Yes** | **0.01** | **Yes** | **Mann-W** |
| **Cobalt (mg/L)** | **GWC-27** | **-3.051** | **Yes** | **0.01** | **Yes** | **Mann-W** |
| **Copper (mg/L)** | **GWA-29 (bg)** | **-3.137** | **Yes** | **0.01** | **Yes** | **Mann-W** |
| **Copper (mg/L)** | **GWC-8** | **3.16** | **Yes** | **0.01** | **Yes** | **Mann-W** |
| **Lead (mg/L)** | **GWA-1 (bg)** | **-3.001** | **Yes** | **0.01** | **Yes** | **Mann-W** |
| **Nickel (mg/L)** | **GWA-2 (bg)** | **-2.606** | **Yes** | **0.01** | **Yes** | **Mann-W** |
| **Nickel (mg/L)** | **GWA-29 (bg)** | **-3.224** | **Yes** | **0.01** | **Yes** | **Mann-W** |
| **pH, Field (SU)** | **GWC-9** | **-3.003** | **Yes** | **0.01** | **Yes** | **Mann-W** |
| **Sulfate (mg/L)** | **GWA-2 (bg)** | **3.01** | **Yes** | **0.01** | **Yes** | **Mann-W** |
| **Sulfate (mg/L)** | **GWC-35** | **3.016** | **Yes** | **0.01** | **Yes** | **Mann-W** |
| **TDS (mg/L)** | **GWC-7** | **-2.695** | **Yes** | **0.01** | **Yes** | **Mann-W** |
| **TDS (mg/L)** | **GWC-30** | **2.596** | **Yes** | **0.01** | **Yes** | **Mann-W** |
| **TDS (mg/L)** | **GWC-35** | **3.106** | **Yes** | **0.01** | **Yes** | **Mann-W** |
| **Vanadium (mg/L)** | **GWC-12** | **-2.627** | **Yes** | **0.01** | **Yes** | **Mann-W** |
| **Zinc (mg/L)** | **GWA-29 (bg)** | **-2.77** | **Yes** | **0.01** | **Yes** | **Mann-W** |
| **Zinc (mg/L)** | **GWC-9** | **3.177** | **Yes** | **0.01** | **Yes** | **Mann-W** |

# Welch's t-test/Mann-Whitney - All Results

Plant Wansley Client: Southern Company Data: Wansley Landfill Printed 3/31/2026, 5:06 AM

| Constituent | Well | Calc. | 0.01 | Alpha | Sig. | Method |
|---|---|---|---|---|---|---|
| Antimony (mg/L) | GWA-1 (bg) | 0.2572 | No | 0.01 | No | Mann-W |
| Antimony (mg/L) | GWA-2 (bg) | 0.4301 | No | 0.01 | No | Mann-W |
| Antimony (mg/L) | GWA-28 (bg) | 0.5594 | No | 0.01 | No | Mann-W |
| Antimony (mg/L) | GWA-29 (bg) | 0.6804 | No | 0.01 | No | Mann-W |
| Antimony (mg/L) | GWC-5 | 0.4301 | No | 0.01 | No | Mann-W |
| Antimony (mg/L) | GWC-6 | 0.2572 | No | 0.01 | No | Mann-W |
| Antimony (mg/L) | GWC-10 | 0.6877 | No | 0.01 | No | Mann-W |
| Antimony (mg/L) | GWC-11 | 0.2572 | No | 0.01 | No | Mann-W |
| Antimony (mg/L) | GWC-13 | -0.1673 | No | 0.01 | No | Mann-W |
| Antimony (mg/L) | GWC-18 | 0.2572 | No | 0.01 | No | Mann-W |
| Antimony (mg/L) | GWC-20 | -1.843 | No | 0.01 | No | Mann-W |
| Antimony (mg/L) | GWC-22 | -1.966 | No | 0.01 | No | Mann-W |
| Antimony (mg/L) | GWC-23 | 0.2572 | No | 0.01 | No | Mann-W |
| Antimony (mg/L) | GWC-24 | -0.3369 | No | 0.01 | No | Mann-W |
| Antimony (mg/L) | GWC-25 | 0.2611 | No | 0.01 | No | Mann-W |
| Antimony (mg/L) | GWC-26 | 0.4301 | No | 0.01 | No | Mann-W |
| Antimony (mg/L) | GWC-27 | 0.5594 | No | 0.01 | No | Mann-W |
| Antimony (mg/L) | GWC-30 | 0.5594 | No | 0.01 | No | Mann-W |
| Antimony (mg/L) | GWC-31 | -0.9241 | No | 0.01 | No | Mann-W |
| Antimony (mg/L) | GWC-32 | -1.966 | No | 0.01 | No | Mann-W |
| Antimony (mg/L) | GWC-33 | 0.2611 | No | 0.01 | No | Mann-W |
| Arsenic (mg/L) | GWA-1 (bg) | -1.843 | No | 0.01 | No | Mann-W |
| Arsenic (mg/L) | GWA-2 (bg) | 0.2572 | No | 0.01 | No | Mann-W |
| Arsenic (mg/L) | GWA-4 (bg) | 0.6696 | No | 0.01 | No | Mann-W |
| Arsenic (mg/L) | GWA-28 (bg) | 0.2572 | No | 0.01 | No | Mann-W |
| Arsenic (mg/L) | GWA-29 (bg) | 0.4368 | No | 0.01 | No | Mann-W |
| Arsenic (mg/L) | GWC-5 | 0.2572 | No | 0.01 | No | Mann-W |
| Arsenic (mg/L) | GWC-6 | 0.2572 | No | 0.01 | No | Mann-W |
| Arsenic (mg/L) | GWC-7 | 0.5594 | No | 0.01 | No | Mann-W |
| Arsenic (mg/L) | GWC-8 | 0.6696 | No | 0.01 | No | Mann-W |
| Arsenic (mg/L) | GWC-9 | 0.5342 | No | 0.01 | No | Mann-W |
| Arsenic (mg/L) | GWC-11 | 0.5666 | No | 0.01 | No | Mann-W |
| Arsenic (mg/L) | GWC-12 | 0.7818 | No | 0.01 | No | Mann-W |
| Arsenic (mg/L) | GWC-13 | 0.4301 | No | 0.01 | No | Mann-W |
| Arsenic (mg/L) | GWC-14 | 0.7691 | No | 0.01 | No | Mann-W |
| Arsenic (mg/L) | GWC-16 | 0.2572 | No | 0.01 | No | Mann-W |
| Arsenic (mg/L) | GWC-17 | -1.843 | No | 0.01 | No | Mann-W |
| Arsenic (mg/L) | GWC-18 | 0.4301 | No | 0.01 | No | Mann-W |
| Arsenic (mg/L) | GWC-19 | 0.4301 | No | 0.01 | No | Mann-W |
| Arsenic (mg/L) | GWC-20 | 0.4301 | No | 0.01 | No | Mann-W |
| Arsenic (mg/L) | GWC-21 | 0.4301 | No | 0.01 | No | Mann-W |
| Arsenic (mg/L) | GWC-22 | 0.4301 | No | 0.01 | No | Mann-W |
| Arsenic (mg/L) | GWC-23 | 0.4301 | No | 0.01 | No | Mann-W |
| Arsenic (mg/L) | GWC-24 | 0.3 | No | 0.01 | No | Mann-W |
| Arsenic (mg/L) | GWC-25 | 0.5682 | No | 0.01 | No | Mann-W |
| Arsenic (mg/L) | GWC-26 | 0.2572 | No | 0.01 | No | Mann-W |
| Arsenic (mg/L) | GWC-31 | -0.5305 | No | 0.01 | No | Mann-W |
| Arsenic (mg/L) | GWC-32 | 0.4301 | No | 0.01 | No | Mann-W |
| Arsenic (mg/L) | GWC-33 | 0.2611 | No | 0.01 | No | Mann-W |
| Arsenic (mg/L) | GWC-34 | 0.4301 | No | 0.01 | No | Mann-W |
| Arsenic (mg/L) | GWC-35 | 0.2572 | No | 0.01 | No | Mann-W |
| Barium (mg/L) | GWA-1 (bg) | 1.587 | No | 0.01 | No | Mann-W |
| Barium (mg/L) | GWA-2 (bg) | 0.5281 | No | 0.01 | No | Mann-W |
| Barium (mg/L) | GWA-4 (bg) | 2.465 | No | 0.01 | No | Mann-W |
| Barium (mg/L) | GWA-28 (bg) | 0.2742 | No | 0.01 | No | Mann-W |
| Barium (mg/L) | GWA-29 (bg) | 2.377 | No | 0.01 | No | Mann-W |
| **Barium (mg/L)** | **GWC-5** | **3.032** | **Yes** | **0.01** | **Yes** | **Mann-W** |
| Barium (mg/L) | GWC-6 | 2.384 | No | 0.01 | No | Mann-W |
| Barium (mg/L) | GWC-7 | -2.405 | No | 0.01 | No | Mann-W |
| **Barium (mg/L)** | **GWC-8** | **-2.642** | **Yes** | **0.01** | **Yes** | **Mann-W** |
| Barium (mg/L) | GWC-9 | -2.161 | No | 0.01 | No | Mann-W |
| Barium (mg/L) | GWC-10 | 0.6851 | No | 0.01 | No | Mann-W |
| Barium (mg/L) | GWC-11 | -1.286 | No | 0.01 | No | Mann-W |
| **Barium (mg/L)** | **GWC-12** | **3.121** | **Yes** | **0.01** | **Yes** | **Mann-W** |
| Barium (mg/L) | GWC-13 | 0.6908 | No | 0.01 | No | Mann-W |
| Barium (mg/L) | GWC-14 | 0.7142 | No | 0.01 | No | Mann-W |
| Barium (mg/L) | GWC-15 | 0 | No | 0.01 | No | Mann-W |
| **Barium (mg/L)** | **GWC-16** | **3.182** | **Yes** | **0.01** | **Yes** | **Mann-W** |

# Welch's t-test/Mann-Whitney - All Results

Plant Wansley Client: Southern Company Data: Wansley Landfill Printed 3/31/2026, 5:06 AM

| Constituent | Well | Calc. | 0.01 | Alpha | Sig. | Method |
|---|---|---|---|---|---|---|
| **Barium (mg/L)** | **GWC-17** | **3.131** | **Yes** | **0.01** | **Yes** | **Mann-W** |
| **Barium (mg/L)** | **GWC-18** | **3.17** | **Yes** | **0.01** | **Yes** | **Mann-W** |
| Barium (mg/L) | GWC-19 | 1.357 | No | 0.01 | No | Mann-W |
| Barium (mg/L) | GWC-20 | 2.354 | No | 0.01 | No | Mann-W |
| Barium (mg/L) | GWC-21 | 1.975 | No | 0.01 | No | Mann-W |
| Barium (mg/L) | GWC-22 | 0.7788 | No | 0.01 | No | Mann-W |
| Barium (mg/L) | GWC-23 | -1.238 | No | 0.01 | No | Mann-W |
| Barium (mg/L) | GWC-24 | 1.238 | No | 0.01 | No | Mann-W |
| Barium (mg/L) | GWC-25 | -1.126 | No | 0.01 | No | Mann-W |
| Barium (mg/L) | GWC-26 | 2.532 | No | 0.01 | No | Mann-W |
| Barium (mg/L) | GWC-27 | 0.8356 | No | 0.01 | No | Mann-W |
| Barium (mg/L) | GWC-30 | 1.454 | No | 0.01 | No | Mann-W |
| Barium (mg/L) | GWC-31 | -1.767 | No | 0.01 | No | Mann-W |
| Barium (mg/L) | GWC-32 | -1.682 | No | 0.01 | No | Mann-W |
| Barium (mg/L) | GWC-33 | -1.542 | No | 0.01 | No | Mann-W |
| **Barium (mg/L)** | **GWC-34** | **2.643** | **Yes** | **0.01** | **Yes** | **Mann-W** |
| **Barium (mg/L)** | **GWC-35** | **4.282** | **Yes** | **0.01** | **Yes** | **Mann-W** |
| Beryllium (mg/L) | GWA-1 (bg) | 0.7692 | No | 0.01 | No | Mann-W |
| Beryllium (mg/L) | GWA-2 (bg) | 0.5594 | No | 0.01 | No | Mann-W |
| Beryllium (mg/L) | GWA-28 (bg) | -0.4805 | No | 0.01 | No | Mann-W |
| Beryllium (mg/L) | GWA-29 (bg) | -1.725 | No | 0.01 | No | Mann-W |
| **Beryllium (mg/L)** | **GWC-5** | **-3.001** | **Yes** | **0.01** | **Yes** | **Mann-W** |
| Beryllium (mg/L) | GWC-6 | 0.2572 | No | 0.01 | No | Mann-W |
| Beryllium (mg/L) | GWC-8 | 0.4301 | No | 0.01 | No | Mann-W |
| Beryllium (mg/L) | GWC-9 | -1.544 | No | 0.01 | No | Mann-W |
| Beryllium (mg/L) | GWC-10 | -2.502 | No | 0.01 | No | Mann-W |
| Beryllium (mg/L) | GWC-11 | -0.8928 | No | 0.01 | No | Mann-W |
| Beryllium (mg/L) | GWC-12 | -1.271 | No | 0.01 | No | Mann-W |
| **Beryllium (mg/L)** | **GWC-13** | **-3.001** | **Yes** | **0.01** | **Yes** | **Mann-W** |
| Beryllium (mg/L) | GWC-14 | -1.706 | No | 0.01 | No | Mann-W |
| Beryllium (mg/L) | GWC-15 | -1.843 | No | 0.01 | No | Mann-W |
| Beryllium (mg/L) | GWC-16 | 0.4301 | No | 0.01 | No | Mann-W |
| Beryllium (mg/L) | GWC-17 | 0.2572 | No | 0.01 | No | Mann-W |
| Beryllium (mg/L) | GWC-18 | 0.2572 | No | 0.01 | No | Mann-W |
| Beryllium (mg/L) | GWC-19 | -1.027 | No | 0.01 | No | Mann-W |
| Beryllium (mg/L) | GWC-20 | 0.2572 | No | 0.01 | No | Mann-W |
| Beryllium (mg/L) | GWC-21 | 0.4301 | No | 0.01 | No | Mann-W |
| Beryllium (mg/L) | GWC-22 | 0.5594 | No | 0.01 | No | Mann-W |
| Beryllium (mg/L) | GWC-23 | 0.4301 | No | 0.01 | No | Mann-W |
| Beryllium (mg/L) | GWC-24 | 1.027 | No | 0.01 | No | Mann-W |
| Beryllium (mg/L) | GWC-25 | 0.4368 | No | 0.01 | No | Mann-W |
| Beryllium (mg/L) | GWC-26 | 0.4301 | No | 0.01 | No | Mann-W |
| Beryllium (mg/L) | GWC-27 | 0.2618 | No | 0.01 | No | Mann-W |
| Beryllium (mg/L) | GWC-30 | 0.2572 | No | 0.01 | No | Mann-W |
| Beryllium (mg/L) | GWC-31 | -2.269 | No | 0.01 | No | Mann-W |
| Beryllium (mg/L) | GWC-32 | -0.6281 | No | 0.01 | No | Mann-W |
| Beryllium (mg/L) | GWC-33 | -1.269 | No | 0.01 | No | Mann-W |
| Beryllium (mg/L) | GWC-34 | 0.6696 | No | 0.01 | No | Mann-W |
| Beryllium (mg/L) | GWC-35 | 0.6697 | No | 0.01 | No | Mann-W |
| Cadmium (mg/L) | GWA-1 (bg) | 0.4301 | No | 0.01 | No | Mann-W |
| Cadmium (mg/L) | GWA-28 (bg) | 0.2572 | No | 0.01 | No | Mann-W |
| Cadmium (mg/L) | GWA-29 (bg) | 0.4368 | No | 0.01 | No | Mann-W |
| **Cadmium (mg/L)** | **GWC-5** | **-3.001** | **Yes** | **0.01** | **Yes** | **Mann-W** |
| Cadmium (mg/L) | GWC-7 | 0.2572 | No | 0.01 | No | Mann-W |
| Cadmium (mg/L) | GWC-8 | 0.2572 | No | 0.01 | No | Mann-W |
| **Cadmium (mg/L)** | **GWC-9** | **-3.204** | **Yes** | **0.01** | **Yes** | **Mann-W** |
| Cadmium (mg/L) | GWC-10 | -2.502 | No | 0.01 | No | Mann-W |
| Cadmium (mg/L) | GWC-11 | -0.2543 | No | 0.01 | No | Mann-W |
| Cadmium (mg/L) | GWC-13 | -1.843 | No | 0.01 | No | Mann-W |
| Cadmium (mg/L) | GWC-14 | -1.617 | No | 0.01 | No | Mann-W |
| **Cadmium (mg/L)** | **GWC-17** | **-3.001** | **Yes** | **0.01** | **Yes** | **Mann-W** |
| Cadmium (mg/L) | GWC-19 | -0.4287 | No | 0.01 | No | Mann-W |
| Cadmium (mg/L) | GWC-21 | -0.4572 | No | 0.01 | No | Mann-W |
| Cadmium (mg/L) | GWC-22 | -0.85 | No | 0.01 | No | Mann-W |
| Cadmium (mg/L) | GWC-24 | 0.1794 | No | 0.01 | No | Mann-W |
| Cadmium (mg/L) | GWC-25 | 0.2611 | No | 0.01 | No | Mann-W |
| **Cadmium (mg/L)** | **GWC-30** | **-3.001** | **Yes** | **0.01** | **Yes** | **Mann-W** |
| Cadmium (mg/L) | GWC-31 | -1.667 | No | 0.01 | No | Mann-W |

# Welch's t-test/Mann-Whitney - All Results

Plant Wansley Client: Southern Company Data: Wansley Landfill Printed 3/31/2026, 5:06 AM

| Constituent | Well | Calc. | 0.01 | Alpha | Sig. | Method |
|---|---|---|---|---|---|---|
| Cadmium (mg/L) | GWC-34 | -1.271 | No | 0.01 | No | Mann-W |
| Chromium (mg/L) | GWA-1 (bg) | 0.6696 | No | 0.01 | No | Mann-W |
| Chromium (mg/L) | GWA-2 (bg) | 0.7692 | No | 0.01 | No | Mann-W |
| Chromium (mg/L) | GWA-4 (bg) | 0.6697 | No | 0.01 | No | Mann-W |
| Chromium (mg/L) | GWA-28 (bg) | 0.6682 | No | 0.01 | No | Mann-W |
| Chromium (mg/L) | GWA-29 (bg) | 0.5815 | No | 0.01 | No | Mann-W |
| Chromium (mg/L) | GWC-5 | -2.008 | No | 0.01 | No | Mann-W |
| Chromium (mg/L) | GWC-6 | 0.6696 | No | 0.01 | No | Mann-W |
| Chromium (mg/L) | GWC-7 | 0.5594 | No | 0.01 | No | Mann-W |
| Chromium (mg/L) | GWC-8 | 0.6696 | No | 0.01 | No | Mann-W |
| Chromium (mg/L) | GWC-9 | -1.466 | No | 0.01 | No | Mann-W |
| Chromium (mg/L) | GWC-10 | 0.828 | No | 0.01 | No | Mann-W |
| Chromium (mg/L) | GWC-11 | 0.8592 | No | 0.01 | No | Mann-W |
| Chromium (mg/L) | GWC-12 | 0.6696 | No | 0.01 | No | Mann-W |
| Chromium (mg/L) | GWC-13 | 0.6696 | No | 0.01 | No | Mann-W |
| Chromium (mg/L) | GWC-14 | 0.5594 | No | 0.01 | No | Mann-W |
| Chromium (mg/L) | GWC-15 | 0.4301 | No | 0.01 | No | Mann-W |
| Chromium (mg/L) | GWC-16 | -1.077 | No | 0.01 | No | Mann-W |
| Chromium (mg/L) | GWC-17 | 0.5595 | No | 0.01 | No | Mann-W |
| Chromium (mg/L) | GWC-18 | 0.6697 | No | 0.01 | No | Mann-W |
| Chromium (mg/L) | GWC-19 | 0.5594 | No | 0.01 | No | Mann-W |
| Chromium (mg/L) | GWC-20 | 0.8617 | No | 0.01 | No | Mann-W |
| Chromium (mg/L) | GWC-21 | 0.6696 | No | 0.01 | No | Mann-W |
| Chromium (mg/L) | GWC-22 | -0.7555 | No | 0.01 | No | Mann-W |
| Chromium (mg/L) | GWC-23 | 1.034 | No | 0.01 | No | Mann-W |
| Chromium (mg/L) | GWC-24 | 0.791 | No | 0.01 | No | Mann-W |
| Chromium (mg/L) | GWC-25 | 0.9881 | No | 0.01 | No | Mann-W |
| Chromium (mg/L) | GWC-26 | 0.6697 | No | 0.01 | No | Mann-W |
| Chromium (mg/L) | GWC-27 | -1.161 | No | 0.01 | No | Mann-W |
| Chromium (mg/L) | GWC-30 | 0.7691 | No | 0.01 | No | Mann-W |
| Chromium (mg/L) | GWC-31 | -0.5295 | No | 0.01 | No | Mann-W |
| Chromium (mg/L) | GWC-32 | -1.043 | No | 0.01 | No | Mann-W |
| Chromium (mg/L) | GWC-33 | -1.95 | No | 0.01 | No | Mann-W |
| Chromium (mg/L) | GWC-34 | 0.5594 | No | 0.01 | No | Mann-W |
| Chromium (mg/L) | GWC-35 | 0.5594 | No | 0.01 | No | Mann-W |
| Cobalt (mg/L) | GWA-1 (bg) | -1.434 | No | 0.01 | No | Mann-W |
| Cobalt (mg/L) | GWA-2 (bg) | 1.356 | No | 0.01 | No | Mann-W |
| Cobalt (mg/L) | GWA-4 (bg) | -2.427 | No | 0.01 | No | Mann-W |
| Cobalt (mg/L) | GWA-29 (bg) | 0.4368 | No | 0.01 | No | Mann-W |
| Cobalt (mg/L) | GWC-5 | -1.703 | No | 0.01 | No | Mann-W |
| Cobalt (mg/L) | GWC-6 | -1.062 | No | 0.01 | No | Mann-W |
| Cobalt (mg/L) | GWC-7 | -1.862 | No | 0.01 | No | Mann-W |
| **Cobalt (mg/L)** | **GWC-8** | **-2.67** | **Yes** | **0.01** | **Yes** | **Mann-W** |
| Cobalt (mg/L) | GWC-9 | -0.4649 | No | 0.01 | No | Mann-W |
| Cobalt (mg/L) | GWC-10 | -0.8198 | No | 0.01 | No | Mann-W |
| Cobalt (mg/L) | GWC-11 | 0.7206 | No | 0.01 | No | Mann-W |
| Cobalt (mg/L) | GWC-12 | -1.154 | No | 0.01 | No | Mann-W |
| Cobalt (mg/L) | GWC-14 | 1.264 | No | 0.01 | No | Mann-W |
| Cobalt (mg/L) | GWC-15 | 0.1154 | No | 0.01 | No | Mann-W |
| Cobalt (mg/L) | GWC-16 | 0.2611 | No | 0.01 | No | Mann-W |
| **Cobalt (mg/L)** | **GWC-17** | **-3.001** | **Yes** | **0.01** | **Yes** | **Mann-W** |
| Cobalt (mg/L) | GWC-19 | -0.8711 | No | 0.01 | No | Mann-W |
| Cobalt (mg/L) | GWC-20 | -1.768 | No | 0.01 | No | Mann-W |
| Cobalt (mg/L) | GWC-21 | -0.8114 | No | 0.01 | No | Mann-W |
| Cobalt (mg/L) | GWC-22 | 0.4301 | No | 0.01 | No | Mann-W |
| Cobalt (mg/L) | GWC-23 | 1.41 | No | 0.01 | No | Mann-W |
| Cobalt (mg/L) | GWC-24 | 0.4752 | No | 0.01 | No | Mann-W |
| Cobalt (mg/L) | GWC-25 | -1.492 | No | 0.01 | No | Mann-W |
| Cobalt (mg/L) | GWC-26 | 0.9497 | No | 0.01 | No | Mann-W |
| **Cobalt (mg/L)** | **GWC-27** | **-3.051** | **Yes** | **0.01** | **Yes** | **Mann-W** |
| Cobalt (mg/L) | GWC-31 | 0.8398 | No | 0.01 | No | Mann-W |
| Cobalt (mg/L) | GWC-32 | 1.356 | No | 0.01 | No | Mann-W |
| Cobalt (mg/L) | GWC-33 | 2.347 | No | 0.01 | No | Mann-W |
| Cobalt (mg/L) | GWC-34 | 0.4368 | No | 0.01 | No | Mann-W |
| Cobalt (mg/L) | GWC-35 | -1.409 | No | 0.01 | No | Mann-W |
| Copper (mg/L) | GWA-2 (bg) | 1.064 | No | 0.01 | No | Mann-W |
| Copper (mg/L) | GWA-28 (bg) | 0.2835 | No | 0.01 | No | Mann-W |
| **Copper (mg/L)** | **GWA-29 (bg)** | **-3.137** | **Yes** | **0.01** | **Yes** | **Mann-W** |

# Welch's t-test/Mann-Whitney - All Results

Plant Wansley Client: Southern Company Data: Wansley Landfill Printed 3/31/2026, 5:06 AM

| Constituent | Well | Calc. | 0.01 | Alpha | Sig. | Method |
|---|---|---|---|---|---|---|
| Copper (mg/L) | GWC-5 | -2.074 | No | 0.01 | No | Mann-W |
| Copper (mg/L) | GWC-6 | -0.06788 | No | 0.01 | No | Mann-W |
| **Copper (mg/L)** | **GWC-8** | **3.16** | **Yes** | **0.01** | **Yes** | **Mann-W** |
| Copper (mg/L) | GWC-9 | -1.91 | No | 0.01 | No | Mann-W |
| Copper (mg/L) | GWC-10 | 0.228 | No | 0.01 | No | Mann-W |
| Copper (mg/L) | GWC-11 | 0.3471 | No | 0.01 | No | Mann-W |
| Copper (mg/L) | GWC-12 | 0.2835 | No | 0.01 | No | Mann-W |
| Copper (mg/L) | GWC-13 | -0.06788 | No | 0.01 | No | Mann-W |
| Copper (mg/L) | GWC-14 | -0.9607 | No | 0.01 | No | Mann-W |
| Copper (mg/L) | GWC-15 | -0.4725 | No | 0.01 | No | Mann-W |
| Copper (mg/L) | GWC-16 | 0.2835 | No | 0.01 | No | Mann-W |
| Copper (mg/L) | GWC-17 | 0.4752 | No | 0.01 | No | Mann-W |
| Copper (mg/L) | GWC-19 | 0.2835 | No | 0.01 | No | Mann-W |
| Copper (mg/L) | GWC-20 | -1.493 | No | 0.01 | No | Mann-W |
| Copper (mg/L) | GWC-21 | 0.2835 | No | 0.01 | No | Mann-W |
| Copper (mg/L) | GWC-22 | -0.06788 | No | 0.01 | No | Mann-W |
| Copper (mg/L) | GWC-23 | 0.8564 | No | 0.01 | No | Mann-W |
| Copper (mg/L) | GWC-24 | 0.5068 | No | 0.01 | No | Mann-W |
| Copper (mg/L) | GWC-25 | -0.5709 | No | 0.01 | No | Mann-W |
| Copper (mg/L) | GWC-26 | 0.4332 | No | 0.01 | No | Mann-W |
| Copper (mg/L) | GWC-27 | 0.6316 | No | 0.01 | No | Mann-W |
| Copper (mg/L) | GWC-31 | -1.259 | No | 0.01 | No | Mann-W |
| Copper (mg/L) | GWC-33 | 0.4842 | No | 0.01 | No | Mann-W |
| Copper (mg/L) | GWC-34 | 2.037 | No | 0.01 | No | Mann-W |
| Copper (mg/L) | GWC-35 | 0.8564 | No | 0.01 | No | Mann-W |
| **Lead (mg/L)** | **GWA-1 (bg)** | **-3.001** | **Yes** | **0.01** | **Yes** | **Mann-W** |
| Lead (mg/L) | GWA-2 (bg) | 1.983 | No | 0.01 | No | Mann-W |
| Lead (mg/L) | GWA-4 (bg) | 0.2572 | No | 0.01 | No | Mann-W |
| Lead (mg/L) | GWA-28 (bg) | 0.2572 | No | 0.01 | No | Mann-W |
| Lead (mg/L) | GWA-29 (bg) | -0.5335 | No | 0.01 | No | Mann-W |
| Lead (mg/L) | GWC-5 | 0.2572 | No | 0.01 | No | Mann-W |
| Lead (mg/L) | GWC-7 | 0.2572 | No | 0.01 | No | Mann-W |
| Lead (mg/L) | GWC-8 | 0.5594 | No | 0.01 | No | Mann-W |
| Lead (mg/L) | GWC-9 | 0.2572 | No | 0.01 | No | Mann-W |
| Lead (mg/L) | GWC-10 | 0.3202 | No | 0.01 | No | Mann-W |
| Lead (mg/L) | GWC-11 | 1.795 | No | 0.01 | No | Mann-W |
| Lead (mg/L) | GWC-12 | 0.2572 | No | 0.01 | No | Mann-W |
| Lead (mg/L) | GWC-13 | 0.2572 | No | 0.01 | No | Mann-W |
| Lead (mg/L) | GWC-15 | 0.4301 | No | 0.01 | No | Mann-W |
| Lead (mg/L) | GWC-16 | 0.2572 | No | 0.01 | No | Mann-W |
| Lead (mg/L) | GWC-17 | 0.4301 | No | 0.01 | No | Mann-W |
| Lead (mg/L) | GWC-18 | 0.4368 | No | 0.01 | No | Mann-W |
| Lead (mg/L) | GWC-19 | 1.574 | No | 0.01 | No | Mann-W |
| Lead (mg/L) | GWC-20 | 0.4303 | No | 0.01 | No | Mann-W |
| Lead (mg/L) | GWC-21 | 0.5594 | No | 0.01 | No | Mann-W |
| Lead (mg/L) | GWC-22 | 0.4301 | No | 0.01 | No | Mann-W |
| Lead (mg/L) | GWC-23 | -0.6073 | No | 0.01 | No | Mann-W |
| Lead (mg/L) | GWC-24 | -0.9234 | No | 0.01 | No | Mann-W |
| Lead (mg/L) | GWC-25 | 0.8916 | No | 0.01 | No | Mann-W |
| Lead (mg/L) | GWC-26 | 0.1526 | No | 0.01 | No | Mann-W |
| Lead (mg/L) | GWC-27 | 0.7691 | No | 0.01 | No | Mann-W |
| Lead (mg/L) | GWC-30 | 0.2572 | No | 0.01 | No | Mann-W |
| Lead (mg/L) | GWC-31 | 0.0879 | No | 0.01 | No | Mann-W |
| Lead (mg/L) | GWC-33 | 0.6806 | No | 0.01 | No | Mann-W |
| Lead (mg/L) | GWC-34 | 0.4301 | No | 0.01 | No | Mann-W |
| Mercury (mg/L) | GWA-1 (bg) | 0.4301 | No | 0.01 | No | Mann-W |
| Mercury (mg/L) | GWA-2 (bg) | 0.4301 | No | 0.01 | No | Mann-W |
| Mercury (mg/L) | GWA-4 (bg) | 0.4301 | No | 0.01 | No | Mann-W |
| Mercury (mg/L) | GWA-28 (bg) | 0.4301 | No | 0.01 | No | Mann-W |
| Mercury (mg/L) | GWA-29 (bg) | -0.06239 | No | 0.01 | No | Mann-W |
| Mercury (mg/L) | GWC-5 | 0.2572 | No | 0.01 | No | Mann-W |
| Mercury (mg/L) | GWC-6 | 0.4301 | No | 0.01 | No | Mann-W |
| Mercury (mg/L) | GWC-7 | 0.2572 | No | 0.01 | No | Mann-W |
| Mercury (mg/L) | GWC-8 | 0.3077 | No | 0.01 | No | Mann-W |
| Mercury (mg/L) | GWC-9 | 0.5594 | No | 0.01 | No | Mann-W |
| Mercury (mg/L) | GWC-10 | 0.5259 | No | 0.01 | No | Mann-W |
| Mercury (mg/L) | GWC-11 | 0.4301 | No | 0.01 | No | Mann-W |
| Mercury (mg/L) | GWC-12 | 0.2572 | No | 0.01 | No | Mann-W |

# Welch's t-test/Mann-Whitney - All Results

Plant Wansley Client: Southern Company Data: Wansley Landfill Printed 3/31/2026, 5:06 AM

| Constituent | Well | Calc. | 0.01 | Alpha | Sig. | Method |
|---|---|---|---|---|---|---|
| Mercury (mg/L) | GWC-13 | 0.4301 | No | 0.01 | No | Mann-W |
| Mercury (mg/L) | GWC-14 | 0.5529 | No | 0.01 | No | Mann-W |
| Mercury (mg/L) | GWC-15 | 0.4301 | No | 0.01 | No | Mann-W |
| Mercury (mg/L) | GWC-16 | 0.4301 | No | 0.01 | No | Mann-W |
| Mercury (mg/L) | GWC-17 | -0.06145 | No | 0.01 | No | Mann-W |
| Mercury (mg/L) | GWC-18 | 0.4301 | No | 0.01 | No | Mann-W |
| Mercury (mg/L) | GWC-19 | 0.4301 | No | 0.01 | No | Mann-W |
| Mercury (mg/L) | GWC-20 | 0.4301 | No | 0.01 | No | Mann-W |
| Mercury (mg/L) | GWC-21 | 0.6696 | No | 0.01 | No | Mann-W |
| Mercury (mg/L) | GWC-22 | 0.4301 | No | 0.01 | No | Mann-W |
| Mercury (mg/L) | GWC-23 | 0.2572 | No | 0.01 | No | Mann-W |
| Mercury (mg/L) | GWC-24 | 0.3 | No | 0.01 | No | Mann-W |
| Mercury (mg/L) | GWC-25 | 0.2611 | No | 0.01 | No | Mann-W |
| Mercury (mg/L) | GWC-26 | 0.4301 | No | 0.01 | No | Mann-W |
| Mercury (mg/L) | GWC-27 | -1.271 | No | 0.01 | No | Mann-W |
| Mercury (mg/L) | GWC-30 | 0.5594 | No | 0.01 | No | Mann-W |
| Mercury (mg/L) | GWC-31 | 0.4667 | No | 0.01 | No | Mann-W |
| Mercury (mg/L) | GWC-32 | 0.2572 | No | 0.01 | No | Mann-W |
| Mercury (mg/L) | GWC-33 | 0.2611 | No | 0.01 | No | Mann-W |
| Mercury (mg/L) | GWC-34 | 0.5594 | No | 0.01 | No | Mann-W |
| Mercury (mg/L) | GWC-35 | 0.2572 | No | 0.01 | No | Mann-W |
| Nickel (mg/L) | GWA-1 (bg) | -1.978 | No | 0.01 | No | Mann-W |
| **Nickel (mg/L)** | **GWA-2 (bg)** | **-2.606** | **Yes** | **0.01** | **Yes** | **Mann-W** |
| Nickel (mg/L) | GWA-4 (bg) | -1.082 | No | 0.01 | No | Mann-W |
| Nickel (mg/L) | GWA-28 (bg) | 0.9623 | No | 0.01 | No | Mann-W |
| **Nickel (mg/L)** | **GWA-29 (bg)** | **-3.224** | **Yes** | **0.01** | **Yes** | **Mann-W** |
| Nickel (mg/L) | GWC-5 | 0.1426 | No | 0.01 | No | Mann-W |
| Nickel (mg/L) | GWC-6 | 1.282 | No | 0.01 | No | Mann-W |
| Nickel (mg/L) | GWC-7 | -0.942 | No | 0.01 | No | Mann-W |
| Nickel (mg/L) | GWC-8 | -0.3846 | No | 0.01 | No | Mann-W |
| Nickel (mg/L) | GWC-9 | 1.475 | No | 0.01 | No | Mann-W |
| Nickel (mg/L) | GWC-10 | -0.04487 | No | 0.01 | No | Mann-W |
| Nickel (mg/L) | GWC-11 | -0.7932 | No | 0.01 | No | Mann-W |
| Nickel (mg/L) | GWC-12 | 0.6196 | No | 0.01 | No | Mann-W |
| Nickel (mg/L) | GWC-13 | 0.03592 | No | 0.01 | No | Mann-W |
| Nickel (mg/L) | GWC-14 | 1.927 | No | 0.01 | No | Mann-W |
| Nickel (mg/L) | GWC-15 | 0.4752 | No | 0.01 | No | Mann-W |
| Nickel (mg/L) | GWC-16 | -0.9915 | No | 0.01 | No | Mann-W |
| Nickel (mg/L) | GWC-17 | 0.7438 | No | 0.01 | No | Mann-W |
| Nickel (mg/L) | GWC-18 | -2.299 | No | 0.01 | No | Mann-W |
| Nickel (mg/L) | GWC-19 | -1.026 | No | 0.01 | No | Mann-W |
| Nickel (mg/L) | GWC-20 | -2.429 | No | 0.01 | No | Mann-W |
| Nickel (mg/L) | GWC-21 | -0.7735 | No | 0.01 | No | Mann-W |
| Nickel (mg/L) | GWC-22 | -1.07 | No | 0.01 | No | Mann-W |
| Nickel (mg/L) | GWC-23 | 1.063 | No | 0.01 | No | Mann-W |
| Nickel (mg/L) | GWC-24 | 0.9762 | No | 0.01 | No | Mann-W |
| Nickel (mg/L) | GWC-25 | 0.05908 | No | 0.01 | No | Mann-W |
| Nickel (mg/L) | GWC-26 | -1.313 | No | 0.01 | No | Mann-W |
| Nickel (mg/L) | GWC-27 | 0.6196 | No | 0.01 | No | Mann-W |
| Nickel (mg/L) | GWC-31 | -1.217 | No | 0.01 | No | Mann-W |
| Nickel (mg/L) | GWC-32 | 1.161 | No | 0.01 | No | Mann-W |
| Nickel (mg/L) | GWC-33 | 1.087 | No | 0.01 | No | Mann-W |
| Nickel (mg/L) | GWC-34 | -1.408 | No | 0.01 | No | Mann-W |
| Nickel (mg/L) | GWC-35 | 0.6569 | No | 0.01 | No | Mann-W |
| pH, Field (SU) | GWA-1 (bg) | -0.6645 | No | 0.01 | No | Mann-W |
| pH, Field (SU) | GWA-2 (bg) | -0.8232 | No | 0.01 | No | Mann-W |
| pH, Field (SU) | GWA-4 (bg) | 0.3615 | No | 0.01 | No | Mann-W |
| pH, Field (SU) | GWA-28 (bg) | 0.4748 | No | 0.01 | No | Mann-W |
| pH, Field (SU) | GWA-29 (bg) | -1.471 | No | 0.01 | No | Mann-W |
| pH, Field (SU) | GWC-5 | -1.348 | No | 0.01 | No | Mann-W |
| pH, Field (SU) | GWC-6 | -1.446 | No | 0.01 | No | Mann-W |
| pH, Field (SU) | GWC-7 | 2.465 | No | 0.01 | No | Mann-W |
| pH, Field (SU) | GWC-8 | -2.447 | No | 0.01 | No | Mann-W |
| **pH, Field (SU)** | **GWC-9** | **-3.003** | **Yes** | **0.01** | **Yes** | **Mann-W** |
| pH, Field (SU) | GWC-10 | -1.298 | No | 0.01 | No | Mann-W |
| pH, Field (SU) | GWC-11 | 0.4107 | No | 0.01 | No | Mann-W |
| pH, Field (SU) | GWC-12 | 0.5601 | No | 0.01 | No | Mann-W |
| pH, Field (SU) | GWC-13 | -0.05569 | No | 0.01 | No | Mann-W |

# Welch's t-test/Mann-Whitney - All Results

Plant Wansley Client: Southern Company Data: Wansley Landfill Printed 3/31/2026, 5:06 AM

| Constituent | Well | Calc. | 0.01 | Alpha | Sig. | Method |
|---|---|---|---|---|---|---|
| pH, Field (SU) | GWC-14 | 0.4577 | No | 0.01 | No | Mann-W |
| pH, Field (SU) | GWC-15 | -0.472 | No | 0.01 | No | Mann-W |
| pH, Field (SU) | GWC-16 | 0.1973 | No | 0.01 | No | Mann-W |
| pH, Field (SU) | GWC-17 | -2.443 | No | 0.01 | No | Mann-W |
| pH, Field (SU) | GWC-18 | -2.019 | No | 0.01 | No | Mann-W |
| pH, Field (SU) | GWC-19 | -1.741 | No | 0.01 | No | Mann-W |
| pH, Field (SU) | GWC-20 | 0.06569 | No | 0.01 | No | Mann-W |
| pH, Field (SU) | GWC-21 | 0.2956 | No | 0.01 | No | Mann-W |
| pH, Field (SU) | GWC-22 | 0.1899 | No | 0.01 | No | Mann-W |
| pH, Field (SU) | GWC-23 | -1.545 | No | 0.01 | No | Mann-W |
| pH, Field (SU) | GWC-24 | -0.64 | No | 0.01 | No | Mann-W |
| pH, Field (SU) | GWC-25 | 0.7369 | No | 0.01 | No | Mann-W |
| pH, Field (SU) | GWC-26 | -0.691 | No | 0.01 | No | Mann-W |
| pH, Field (SU) | GWC-27 | -1.488 | No | 0.01 | No | Mann-W |
| pH, Field (SU) | GWC-30 | 0.2215 | No | 0.01 | No | Mann-W |
| pH, Field (SU) | GWC-31 | 0.08355 | No | 0.01 | No | Mann-W |
| pH, Field (SU) | GWC-32 | -0.3075 | No | 0.01 | No | Mann-W |
| pH, Field (SU) | GWC-33 | -0.9808 | No | 0.01 | No | Mann-W |
| pH, Field (SU) | GWC-34 | 0.1973 | No | 0.01 | No | Mann-W |
| pH, Field (SU) | GWC-35 | -1.358 | No | 0.01 | No | Mann-W |
| Selenium (mg/L) | GWA-1 (bg) | 0.2572 | No | 0.01 | No | Mann-W |
| Selenium (mg/L) | GWA-4 (bg) | 0.2572 | No | 0.01 | No | Mann-W |
| Selenium (mg/L) | GWA-28 (bg) | 0.4301 | No | 0.01 | No | Mann-W |
| Selenium (mg/L) | GWA-29 (bg) | 0.6804 | No | 0.01 | No | Mann-W |
| Selenium (mg/L) | GWC-5 | 0.4301 | No | 0.01 | No | Mann-W |
| Selenium (mg/L) | GWC-6 | 0.4301 | No | 0.01 | No | Mann-W |
| Selenium (mg/L) | GWC-7 | 0.2572 | No | 0.01 | No | Mann-W |
| Selenium (mg/L) | GWC-8 | 0.6696 | No | 0.01 | No | Mann-W |
| Selenium (mg/L) | GWC-9 | 0.6804 | No | 0.01 | No | Mann-W |
| Selenium (mg/L) | GWC-11 | 0.6696 | No | 0.01 | No | Mann-W |
| Selenium (mg/L) | GWC-12 | 0.2572 | No | 0.01 | No | Mann-W |
| Selenium (mg/L) | GWC-13 | 0.2572 | No | 0.01 | No | Mann-W |
| Selenium (mg/L) | GWC-14 | -0.7449 | No | 0.01 | No | Mann-W |
| Selenium (mg/L) | GWC-15 | 0.2572 | No | 0.01 | No | Mann-W |
| Selenium (mg/L) | GWC-16 | 0.2572 | No | 0.01 | No | Mann-W |
| Selenium (mg/L) | GWC-18 | 0.2572 | No | 0.01 | No | Mann-W |
| Selenium (mg/L) | GWC-21 | 0.2572 | No | 0.01 | No | Mann-W |
| Selenium (mg/L) | GWC-22 | 0.2572 | No | 0.01 | No | Mann-W |
| Selenium (mg/L) | GWC-25 | 0.2611 | No | 0.01 | No | Mann-W |
| Selenium (mg/L) | GWC-26 | 0.4301 | No | 0.01 | No | Mann-W |
| Selenium (mg/L) | GWC-27 | 0.2572 | No | 0.01 | No | Mann-W |
| Selenium (mg/L) | GWC-30 | 0.5594 | No | 0.01 | No | Mann-W |
| Selenium (mg/L) | GWC-31 | 0.943 | No | 0.01 | No | Mann-W |
| Selenium (mg/L) | GWC-32 | 0.2572 | No | 0.01 | No | Mann-W |
| Selenium (mg/L) | GWC-33 | 0.7819 | No | 0.01 | No | Mann-W |
| Selenium (mg/L) | GWC-35 | 0.2572 | No | 0.01 | No | Mann-W |
| Silver (mg/L) | GWA-29 (bg) | 0 | No | 0.01 | No | Mann-W |
| Silver (mg/L) | GWC-5 | 0.2835 | No | 0.01 | No | Mann-W |
| Silver (mg/L) | GWC-6 | 0.2887 | No | 0.01 | No | Mann-W |
| Silver (mg/L) | GWC-10 | 0.375 | No | 0.01 | No | Mann-W |
| Silver (mg/L) | GWC-11 | 0.2835 | No | 0.01 | No | Mann-W |
| Silver (mg/L) | GWC-12 | 0.2835 | No | 0.01 | No | Mann-W |
| Silver (mg/L) | GWC-14 | 0.2835 | No | 0.01 | No | Mann-W |
| Silver (mg/L) | GWC-16 | 0.2835 | No | 0.01 | No | Mann-W |
| Silver (mg/L) | GWC-17 | 0.2785 | No | 0.01 | No | Mann-W |
| Silver (mg/L) | GWC-21 | 0.2835 | No | 0.01 | No | Mann-W |
| Silver (mg/L) | GWC-22 | 0.2835 | No | 0.01 | No | Mann-W |
| Silver (mg/L) | GWC-23 | 0.2835 | No | 0.01 | No | Mann-W |
| Silver (mg/L) | GWC-24 | 0.3441 | No | 0.01 | No | Mann-W |
| Silver (mg/L) | GWC-25 | 0.2887 | No | 0.01 | No | Mann-W |
| Silver (mg/L) | GWC-26 | 0.2835 | No | 0.01 | No | Mann-W |
| Silver (mg/L) | GWC-27 | 0.2887 | No | 0.01 | No | Mann-W |
| Silver (mg/L) | GWC-31 | 1.342 | No | 0.01 | No | Mann-W |
| Silver (mg/L) | GWC-32 | 0.2835 | No | 0.01 | No | Mann-W |
| Silver (mg/L) | GWC-33 | 0.2835 | No | 0.01 | No | Mann-W |
| Sulfate (mg/L) | GWA-1 (bg) | -1.501 | No | 0.01 | No | Mann-W |
| **Sulfate (mg/L)** | **GWA-2 (bg)** | **3.01** | **Yes** | **0.01** | **Yes** | **Mann-W** |
| Sulfate (mg/L) | GWA-4 (bg) | -1.413 | No | 0.01 | No | Mann-W |

# Welch's t-test/Mann-Whitney - All Results

Plant Wansley Client: Southern Company Data: Wansley Landfill Printed 3/31/2026, 5:06 AM

| Constituent | Well | Calc. | 0.01 | Alpha | Sig. | Method |
|---|---|---|---|---|---|---|
| Sulfate (mg/L) | GWA-28 (bg) | -1.615 | No | 0.01 | No | Mann-W |
| Sulfate (mg/L) | GWA-29 (bg) | -1.61 | No | 0.01 | No | Mann-W |
| Sulfate (mg/L) | GWC-5 | 1.191 | No | 0.01 | No | Mann-W |
| Sulfate (mg/L) | GWC-6 | -0.6858 | No | 0.01 | No | Mann-W |
| Sulfate (mg/L) | GWC-7 | -1.961 | No | 0.01 | No | Mann-W |
| Sulfate (mg/L) | GWC-8 | 2.462 | No | 0.01 | No | Mann-W |
| Sulfate (mg/L) | GWC-9 | 0.3078 | No | 0.01 | No | Mann-W |
| Sulfate (mg/L) | GWC-10 | -1.444 | No | 0.01 | No | Mann-W |
| Sulfate (mg/L) | GWC-11 | 0.04185 | No | 0.01 | No | Mann-W |
| Sulfate (mg/L) | GWC-12 | 1.708 | No | 0.01 | No | Mann-W |
| Sulfate (mg/L) | GWC-13 | -0.7201 | No | 0.01 | No | Mann-W |
| Sulfate (mg/L) | GWC-14 | -1.47 | No | 0.01 | No | Mann-W |
| Sulfate (mg/L) | GWC-15 | 2.295 | No | 0.01 | No | Mann-W |
| Sulfate (mg/L) | GWC-16 | 1.074 | No | 0.01 | No | Mann-W |
| Sulfate (mg/L) | GWC-17 | 0.2121 | No | 0.01 | No | Mann-W |
| Sulfate (mg/L) | GWC-18 | 1.582 | No | 0.01 | No | Mann-W |
| Sulfate (mg/L) | GWC-19 | 0.2872 | No | 0.01 | No | Mann-W |
| Sulfate (mg/L) | GWC-20 | 0.2733 | No | 0.01 | No | Mann-W |
| Sulfate (mg/L) | GWC-21 | -1.863 | No | 0.01 | No | Mann-W |
| Sulfate (mg/L) | GWC-22 | -0.4782 | No | 0.01 | No | Mann-W |
| Sulfate (mg/L) | GWC-23 | 1.017 | No | 0.01 | No | Mann-W |
| Sulfate (mg/L) | GWC-24 | -0.4414 | No | 0.01 | No | Mann-W |
| Sulfate (mg/L) | GWC-25 | 0.7753 | No | 0.01 | No | Mann-W |
| Sulfate (mg/L) | GWC-26 | 0 | No | 0.01 | No | Mann-W |
| Sulfate (mg/L) | GWC-27 | 1.282 | No | 0.01 | No | Mann-W |
| Sulfate (mg/L) | GWC-30 | 0.6565 | No | 0.01 | No | Mann-W |
| Sulfate (mg/L) | GWC-31 | -1.487 | No | 0.01 | No | Mann-W |
| Sulfate (mg/L) | GWC-32 | -1.94 | No | 0.01 | No | Mann-W |
| Sulfate (mg/L) | GWC-33 | -0.7576 | No | 0.01 | No | Mann-W |
| Sulfate (mg/L) | GWC-34 | 0.9619 | No | 0.01 | No | Mann-W |
| **Sulfate (mg/L)** | **GWC-35** | **3.016** | **Yes** | **0.01** | **Yes** | **Mann-W** |
| TDS (mg/L) | GWA-1 (bg) | 1.759 | No | 0.01 | No | Mann-W |
| TDS (mg/L) | GWA-2 (bg) | 1.093 | No | 0.01 | No | Mann-W |
| TDS (mg/L) | GWA-4 (bg) | 0.8257 | No | 0.01 | No | Mann-W |
| TDS (mg/L) | GWA-28 (bg) | 2.015 | No | 0.01 | No | Mann-W |
| TDS (mg/L) | GWA-29 (bg) | 0.03417 | No | 0.01 | No | Mann-W |
| TDS (mg/L) | GWC-5 | 2.031 | No | 0.01 | No | Mann-W |
| TDS (mg/L) | GWC-6 | 1.316 | No | 0.01 | No | Mann-W |
| **TDS (mg/L)** | **GWC-7** | **-2.695** | **Yes** | **0.01** | **Yes** | **Mann-W** |
| TDS (mg/L) | GWC-8 | -1.199 | No | 0.01 | No | Mann-W |
| TDS (mg/L) | GWC-9 | -2.045 | No | 0.01 | No | Mann-W |
| TDS (mg/L) | GWC-10 | -2.127 | No | 0.01 | No | Mann-W |
| TDS (mg/L) | GWC-11 | -2.021 | No | 0.01 | No | Mann-W |
| TDS (mg/L) | GWC-12 | 2.509 | No | 0.01 | No | Mann-W |
| TDS (mg/L) | GWC-13 | 1.162 | No | 0.01 | No | Mann-W |
| TDS (mg/L) | GWC-14 | 0.3073 | No | 0.01 | No | Mann-W |
| TDS (mg/L) | GWC-15 | 0.3763 | No | 0.01 | No | Mann-W |
| TDS (mg/L) | GWC-16 | 2.292 | No | 0.01 | No | Mann-W |
| TDS (mg/L) | GWC-17 | 1.238 | No | 0.01 | No | Mann-W |
| TDS (mg/L) | GWC-18 | 1.744 | No | 0.01 | No | Mann-W |
| TDS (mg/L) | GWC-19 | 1.059 | No | 0.01 | No | Mann-W |
| TDS (mg/L) | GWC-20 | 1.795 | No | 0.01 | No | Mann-W |
| TDS (mg/L) | GWC-21 | 1.546 | No | 0.01 | No | Mann-W |
| TDS (mg/L) | GWC-22 | 1.791 | No | 0.01 | No | Mann-W |
| TDS (mg/L) | GWC-23 | 0.6762 | No | 0.01 | No | Mann-W |
| TDS (mg/L) | GWC-24 | 1.541 | No | 0.01 | No | Mann-W |
| TDS (mg/L) | GWC-25 | -0.06834 | No | 0.01 | No | Mann-W |
| TDS (mg/L) | GWC-26 | -0.376 | No | 0.01 | No | Mann-W |
| TDS (mg/L) | GWC-27 | 0.3078 | No | 0.01 | No | Mann-W |
| **TDS (mg/L)** | **GWC-30** | **2.596** | **Yes** | **0.01** | **Yes** | **Mann-W** |
| TDS (mg/L) | GWC-31 | -0.8172 | No | 0.01 | No | Mann-W |
| TDS (mg/L) | GWC-32 | -0.3616 | No | 0.01 | No | Mann-W |
| TDS (mg/L) | GWC-33 | -1.123 | No | 0.01 | No | Mann-W |
| TDS (mg/L) | GWC-34 | 1.093 | No | 0.01 | No | Mann-W |
| **TDS (mg/L)** | **GWC-35** | **3.106** | **Yes** | **0.01** | **Yes** | **Mann-W** |
| Thallium (mg/L) | GWA-1 (bg) | 0.6696 | No | 0.01 | No | Mann-W |
| Thallium (mg/L) | GWA-2 (bg) | 0.2611 | No | 0.01 | No | Mann-W |
| Thallium (mg/L) | GWA-4 (bg) | 0.4303 | No | 0.01 | No | Mann-W |

# Welch's t-test/Mann-Whitney - All Results

Plant Wansley Client: Southern Company Data: Wansley Landfill Printed 3/31/2026, 5:06 AM

| Constituent | Well | Calc. | 0.01 | Alpha | Sig. | Method |
|---|---|---|---|---|---|---|
| Thallium (mg/L) | GWC-6 | 0.9496 | No | 0.01 | No | Mann-W |
| Thallium (mg/L) | GWC-7 | -1.775 | No | 0.01 | No | Mann-W |
| Thallium (mg/L) | GWC-8 | 0.8916 | No | 0.01 | No | Mann-W |
| Thallium (mg/L) | GWC-9 | -0.7613 | No | 0.01 | No | Mann-W |
| Thallium (mg/L) | GWC-11 | 0.2652 | No | 0.01 | No | Mann-W |
| Thallium (mg/L) | GWC-12 | 0.4437 | No | 0.01 | No | Mann-W |
| Thallium (mg/L) | GWC-13 | 0.2652 | No | 0.01 | No | Mann-W |
| Thallium (mg/L) | GWC-14 | 0.4674 | No | 0.01 | No | Mann-W |
| Thallium (mg/L) | GWC-15 | 0.4301 | No | 0.01 | No | Mann-W |
| Thallium (mg/L) | GWC-19 | 0.4301 | No | 0.01 | No | Mann-W |
| Thallium (mg/L) | GWC-20 | 0.2572 | No | 0.01 | No | Mann-W |
| Thallium (mg/L) | GWC-21 | 0.5594 | No | 0.01 | No | Mann-W |
| Thallium (mg/L) | GWC-22 | 0.5594 | No | 0.01 | No | Mann-W |
| Thallium (mg/L) | GWC-23 | 0.4437 | No | 0.01 | No | Mann-W |
| Thallium (mg/L) | GWC-24 | 0.5145 | No | 0.01 | No | Mann-W |
| Thallium (mg/L) | GWC-25 | 0.451 | No | 0.01 | No | Mann-W |
| Thallium (mg/L) | GWC-27 | 1.913 | No | 0.01 | No | Mann-W |
| Thallium (mg/L) | GWC-30 | 0.2652 | No | 0.01 | No | Mann-W |
| Thallium (mg/L) | GWC-31 | 0.2835 | No | 0.01 | No | Mann-W |
| Thallium (mg/L) | GWC-33 | 1.576 | No | 0.01 | No | Mann-W |
| Thallium (mg/L) | GWC-34 | 0.2611 | No | 0.01 | No | Mann-W |
| Thallium (mg/L) | GWC-35 | 0.5682 | No | 0.01 | No | Mann-W |
| Vanadium (mg/L) | GWA-1 (bg) | 0.6196 | No | 0.01 | No | Mann-W |
| Vanadium (mg/L) | GWA-2 (bg) | 1.063 | No | 0.01 | No | Mann-W |
| Vanadium (mg/L) | GWA-4 (bg) | 0.03364 | No | 0.01 | No | Mann-W |
| Vanadium (mg/L) | GWA-28 (bg) | -0.3546 | No | 0.01 | No | Mann-W |
| Vanadium (mg/L) | GWA-29 (bg) | 0.9621 | No | 0.01 | No | Mann-W |
| Vanadium (mg/L) | GWC-5 | -1.776 | No | 0.01 | No | Mann-W |
| Vanadium (mg/L) | GWC-6 | -0.5135 | No | 0.01 | No | Mann-W |
| Vanadium (mg/L) | GWC-7 | 1.847 | No | 0.01 | No | Mann-W |
| Vanadium (mg/L) | GWC-8 | -0.8742 | No | 0.01 | No | Mann-W |
| Vanadium (mg/L) | GWC-9 | -1.666 | No | 0.01 | No | Mann-W |
| Vanadium (mg/L) | GWC-10 | 0.1975 | No | 0.01 | No | Mann-W |
| Vanadium (mg/L) | GWC-11 | -1.002 | No | 0.01 | No | Mann-W |
| **Vanadium (mg/L)** | **GWC-12** | **-2.627** | **Yes** | **0.01** | **Yes** | **Mann-W** |
| Vanadium (mg/L) | GWC-13 | -1.716 | No | 0.01 | No | Mann-W |
| Vanadium (mg/L) | GWC-14 | 0.7296 | No | 0.01 | No | Mann-W |
| Vanadium (mg/L) | GWC-15 | 0.2812 | No | 0.01 | No | Mann-W |
| Vanadium (mg/L) | GWC-16 | -0.4706 | No | 0.01 | No | Mann-W |
| Vanadium (mg/L) | GWC-17 | -1.365 | No | 0.01 | No | Mann-W |
| Vanadium (mg/L) | GWC-18 | -1.895 | No | 0.01 | No | Mann-W |
| Vanadium (mg/L) | GWC-19 | 1.506 | No | 0.01 | No | Mann-W |
| Vanadium (mg/L) | GWC-20 | -0.4598 | No | 0.01 | No | Mann-W |
| Vanadium (mg/L) | GWC-21 | -1.586 | No | 0.01 | No | Mann-W |
| Vanadium (mg/L) | GWC-22 | -0.2211 | No | 0.01 | No | Mann-W |
| Vanadium (mg/L) | GWC-23 | -0.1796 | No | 0.01 | No | Mann-W |
| Vanadium (mg/L) | GWC-24 | 0.921 | No | 0.01 | No | Mann-W |
| Vanadium (mg/L) | GWC-25 | 1.245 | No | 0.01 | No | Mann-W |
| Vanadium (mg/L) | GWC-26 | 0.6196 | No | 0.01 | No | Mann-W |
| Vanadium (mg/L) | GWC-27 | 0.4752 | No | 0.01 | No | Mann-W |
| Vanadium (mg/L) | GWC-30 | -0.5786 | No | 0.01 | No | Mann-W |
| Vanadium (mg/L) | GWC-31 | -0.6295 | No | 0.01 | No | Mann-W |
| Vanadium (mg/L) | GWC-32 | 0.1834 | No | 0.01 | No | Mann-W |
| Vanadium (mg/L) | GWC-33 | -0.5331 | No | 0.01 | No | Mann-W |
| Vanadium (mg/L) | GWC-34 | 0.3405 | No | 0.01 | No | Mann-W |
| Vanadium (mg/L) | GWC-35 | -0.369 | No | 0.01 | No | Mann-W |
| Zinc (mg/L) | GWA-1 (bg) | -0.8291 | No | 0.01 | No | Mann-W |
| Zinc (mg/L) | GWA-2 (bg) | 0.7739 | No | 0.01 | No | Mann-W |
| Zinc (mg/L) | GWA-4 (bg) | 0.8649 | No | 0.01 | No | Mann-W |
| Zinc (mg/L) | GWA-28 (bg) | 0.5147 | No | 0.01 | No | Mann-W |
| **Zinc (mg/L)** | **GWA-29 (bg)** | **-2.77** | **Yes** | **0.01** | **Yes** | **Mann-W** |
| Zinc (mg/L) | GWC-5 | -0.2828 | No | 0.01 | No | Mann-W |
| Zinc (mg/L) | GWC-6 | 0.4928 | No | 0.01 | No | Mann-W |
| Zinc (mg/L) | GWC-7 | -0.9066 | No | 0.01 | No | Mann-W |
| Zinc (mg/L) | GWC-8 | 0.0911 | No | 0.01 | No | Mann-W |
| **Zinc (mg/L)** | **GWC-9** | **3.177** | **Yes** | **0.01** | **Yes** | **Mann-W** |
| Zinc (mg/L) | GWC-10 | -0.8873 | No | 0.01 | No | Mann-W |
| Zinc (mg/L) | GWC-11 | 2.335 | No | 0.01 | No | Mann-W |

# Welch's t-test/Mann-Whitney - All Results

Plant Wansley Client: Southern Company Data: Wansley Landfill Printed 3/31/2026, 5:06 AM

| Constituent | Well | Calc. | 0.01 | Alpha | Sig. | Method |
|---|---|---|---|---|---|---|
| Zinc (mg/L) | GWC-12 | 1.422 | No | 0.01 | No | Mann-W |
| Zinc (mg/L) | GWC-13 | 0.3233 | No | 0.01 | No | Mann-W |
| Zinc (mg/L) | GWC-14 | 2.239 | No | 0.01 | No | Mann-W |
| Zinc (mg/L) | GWC-15 | 0.6196 | No | 0.01 | No | Mann-W |
| Zinc (mg/L) | GWC-16 | 1.161 | No | 0.01 | No | Mann-W |
| Zinc (mg/L) | GWC-17 | 0.06933 | No | 0.01 | No | Mann-W |
| Zinc (mg/L) | GWC-18 | 1.257 | No | 0.01 | No | Mann-W |
| Zinc (mg/L) | GWC-19 | 0.6733 | No | 0.01 | No | Mann-W |
| Zinc (mg/L) | GWC-20 | -0.1966 | No | 0.01 | No | Mann-W |
| Zinc (mg/L) | GWC-21 | 0.7206 | No | 0.01 | No | Mann-W |
| Zinc (mg/L) | GWC-22 | -0.7208 | No | 0.01 | No | Mann-W |
| Zinc (mg/L) | GWC-23 | 1.515 | No | 0.01 | No | Mann-W |
| Zinc (mg/L) | GWC-24 | 0.8133 | No | 0.01 | No | Mann-W |
| Zinc (mg/L) | GWC-25 | -2.329 | No | 0.01 | No | Mann-W |
| Zinc (mg/L) | GWC-26 | 1.431 | No | 0.01 | No | Mann-W |
| Zinc (mg/L) | GWC-27 | 1.294 | No | 0.01 | No | Mann-W |
| Zinc (mg/L) | GWC-30 | 0.5744 | No | 0.01 | No | Mann-W |
| Zinc (mg/L) | GWC-31 | -0.9861 | No | 0.01 | No | Mann-W |
| Zinc (mg/L) | GWC-32 | -2.08 | No | 0.01 | No | Mann-W |
| Zinc (mg/L) | GWC-33 | 0.1507 | No | 0.01 | No | Mann-W |
| Zinc (mg/L) | GWC-34 | 1.257 | No | 0.01 | No | Mann-W |
| Zinc (mg/L) | GWC-35 | -0.2106 | No | 0.01 | No | Mann-W |

Sanitas™ v.10.1.06 Software licensed to Groundwater Stats Consulting. UG
Hollow symbols indicate censored values.

## Mann-Whitney (Wilcoxon Rank Sum)

GWA-1 (bg)

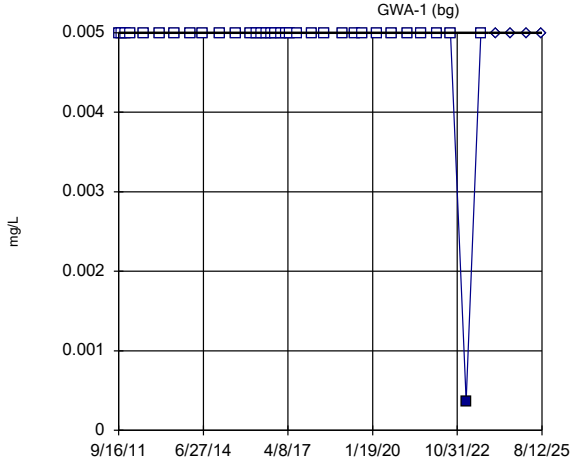


GWA-1 background

GWA-1 compliance

background median = 0.005

compliance median = 0.005

Z = 0.2572 (two-tail)

| Alpha | Table | Sig. |
|---|---|---|
| 0.2 | 1.282 | No |
| 0.1 | 1.645 | No |
| 0.05 | 1.96 | No |
| 0.02 | 2.326 | No |
| 0.01 | 2.576 | No |

Constituent: Antimony Analysis Run 3/31/2026 4:49 AM View: Mann-Whitney
Plant Wansley Client: Southern Company Data: Wansley Landfill

Sanitas™ v.10.1.06 Software licensed to Groundwater Stats Consulting. UG
Hollow symbols indicate censored values.

## Mann-Whitney (Wilcoxon Rank Sum)

GWA-2 (bg)

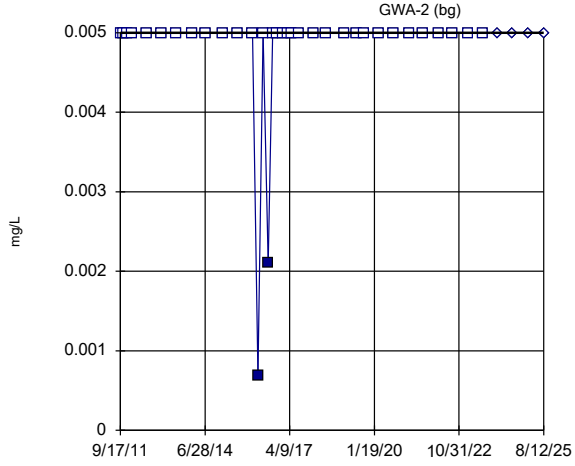


GWA-2 background

GWA-2 compliance

background median = 0.005

compliance median = 0.005

Z = 0.4301 (two-tail)

| Alpha | Table | Sig. |
|---|---|---|
| 0.2 | 1.282 | No |
| 0.1 | 1.645 | No |
| 0.05 | 1.96 | No |
| 0.02 | 2.326 | No |
| 0.01 | 2.576 | No |

Constituent: Antimony Analysis Run 3/31/2026 4:49 AM View: Mann-Whitney
Plant Wansley Client: Southern Company Data: Wansley Landfill

Sanitas™ v.10.1.06 Software licensed to Groundwater Stats Consulting. UG
Hollow symbols indicate censored values.

## Mann-Whitney (Wilcoxon Rank Sum)

GWA-28 (bg)

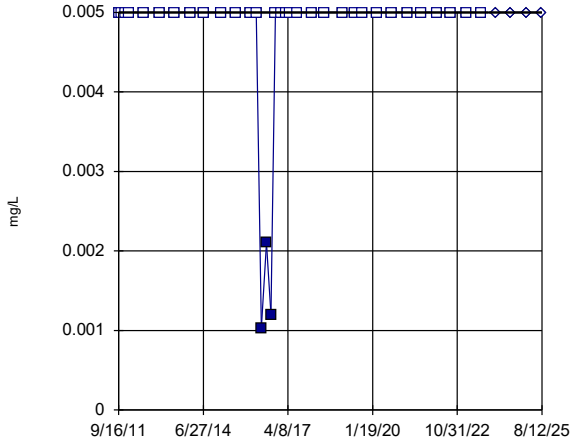


GWA-28 background

GWA-28 compliance

background median = 0.005

compliance median = 0.005

Z = 0.5594 (two-tail)

| Alpha | Table | Sig. |
|---|---|---|
| 0.2 | 1.282 | No |
| 0.1 | 1.645 | No |
| 0.05 | 1.96 | No |
| 0.02 | 2.326 | No |
| 0.01 | 2.576 | No |

Constituent: Antimony Analysis Run 3/31/2026 4:49 AM View: Mann-Whitney
Plant Wansley Client: Southern Company Data: Wansley Landfill

Sanitas™ v.10.1.06 Software licensed to Groundwater Stats Consulting. UG
Hollow symbols indicate censored values.

## Mann-Whitney (Wilcoxon Rank Sum)

GWA-29 (bg)

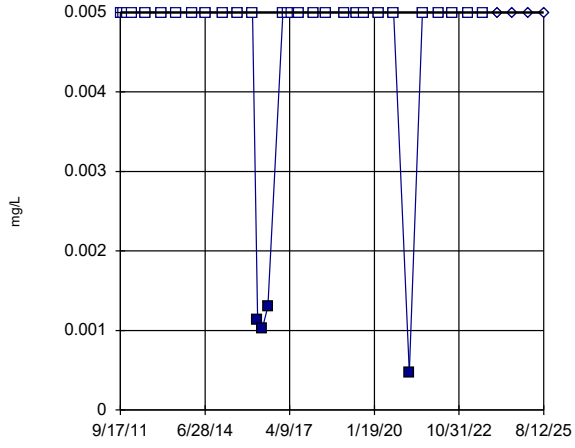


GWA-29 background

GWA-29 compliance

background median = 0.005

compliance median = 0.005

Z = 0.6804 (two-tail)

| Alpha | Table | Sig. |
|---|---|---|
| 0.2 | 1.282 | No |
| 0.1 | 1.645 | No |
| 0.05 | 1.96 | No |
| 0.02 | 2.326 | No |
| 0.01 | 2.576 | No |

Constituent: Antimony Analysis Run 3/31/2026 4:49 AM View: Mann-Whitney
Plant Wansley Client: Southern Company Data: Wansley Landfill

Sanitas™ v.10.1.06 Software licensed to Groundwater Stats Consulting. UG
Hollow symbols indicate censored values.

## Mann-Whitney (Wilcoxon Rank Sum)

GWC-5

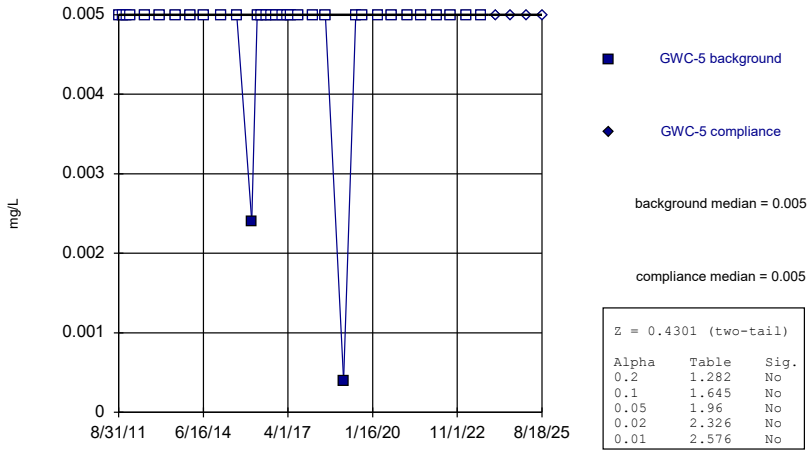


Z = 0.4301 (two-tail)

| Alpha | Table | Sig. |
|---|---|---|
| 0.2 | 1.282 | No |
| 0.1 | 1.645 | No |
| 0.05 | 1.96 | No |
| 0.02 | 2.326 | No |
| 0.01 | 2.576 | No |

Constituent: Antimony Analysis Run 3/31/2026 4:49 AM View: Mann-Whitney
Plant Wansley Client: Southern Company Data: Wansley Landfill

Sanitas™ v.10.1.06 Software licensed to Groundwater Stats Consulting. UG
Hollow symbols indicate censored values.

## Mann-Whitney (Wilcoxon Rank Sum)

GWC-6

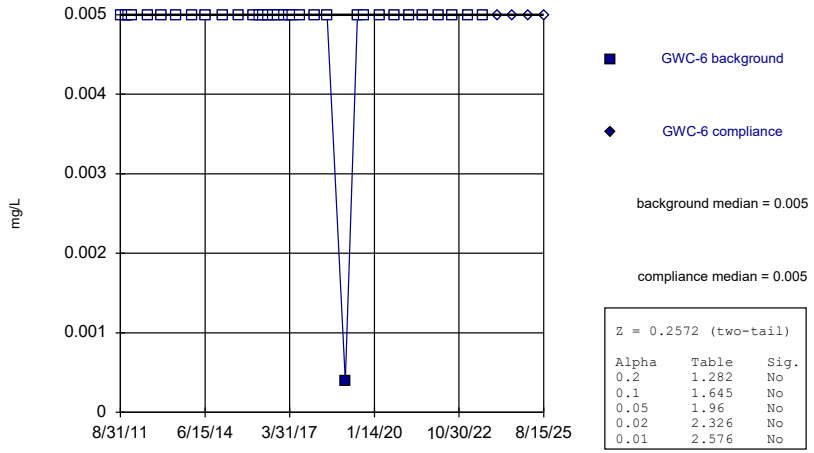


Z = 0.2572 (two-tail)

| Alpha | Table | Sig. |
|---|---|---|
| 0.2 | 1.282 | No |
| 0.1 | 1.645 | No |
| 0.05 | 1.96 | No |
| 0.02 | 2.326 | No |
| 0.01 | 2.576 | No |

Constituent: Antimony Analysis Run 3/31/2026 4:49 AM View: Mann-Whitney
Plant Wansley Client: Southern Company Data: Wansley Landfill

Sanitas™ v.10.1.06 Software licensed to Groundwater Stats Consulting. UG
Hollow symbols indicate censored values.

## Mann-Whitney (Wilcoxon Rank Sum)

GWC-10

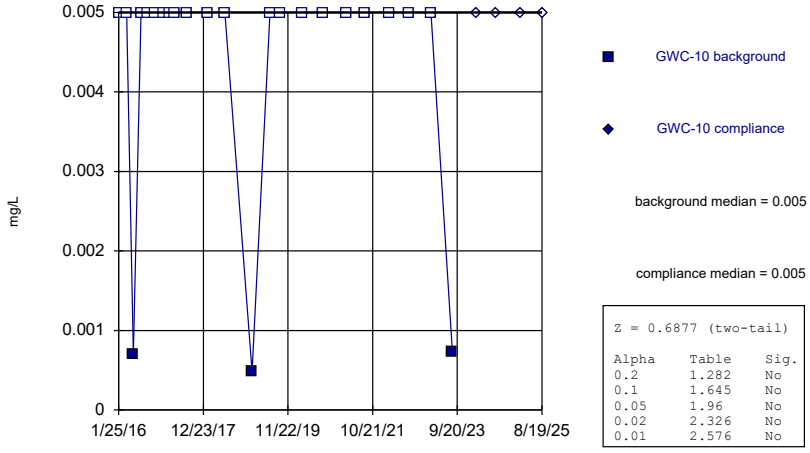


Z = 0.6877 (two-tail)

| Alpha | Table | Sig. |
|---|---|---|
| 0.2 | 1.282 | No |
| 0.1 | 1.645 | No |
| 0.05 | 1.96 | No |
| 0.02 | 2.326 | No |
| 0.01 | 2.576 | No |

Constituent: Antimony Analysis Run 3/31/2026 4:49 AM View: Mann-Whitney
Plant Wansley Client: Southern Company Data: Wansley Landfill

Sanitas™ v.10.1.06 Software licensed to Groundwater Stats Consulting. UG
Hollow symbols indicate censored values.

## Mann-Whitney (Wilcoxon Rank Sum)

GWC-11

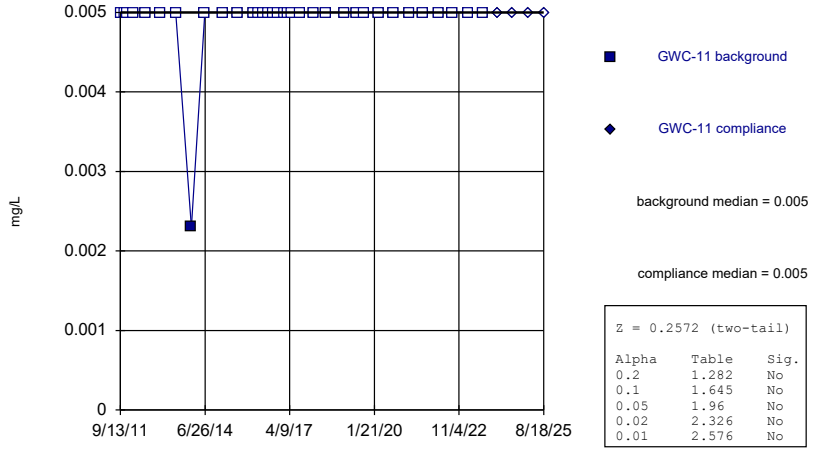


Z = 0.2572 (two-tail)

| Alpha | Table | Sig. |
|---|---|---|
| 0.2 | 1.282 | No |
| 0.1 | 1.645 | No |
| 0.05 | 1.96 | No |
| 0.02 | 2.326 | No |
| 0.01 | 2.576 | No |

Constituent: Antimony Analysis Run 3/31/2026 4:49 AM View: Mann-Whitney
Plant Wansley Client: Southern Company Data: Wansley Landfill

Sanitas™ v.10.1.06 Software licensed to Groundwater Stats Consulting. UG
Hollow symbols indicate censored values.

## Mann-Whitney (Wilcoxon Rank Sum)

GWC-13

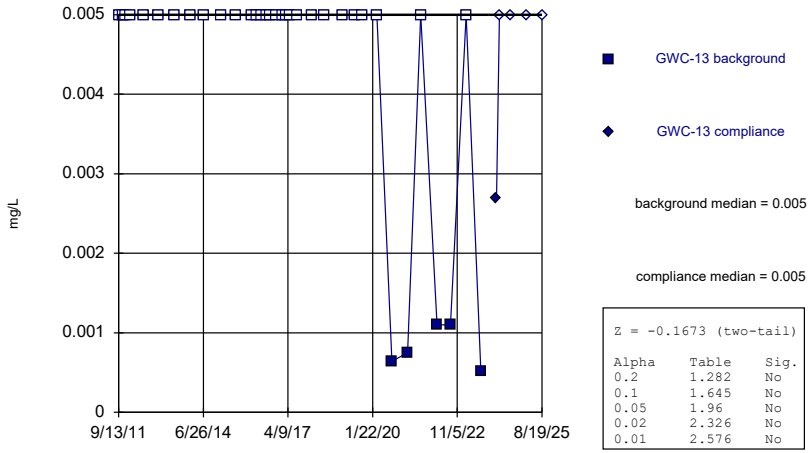


Z = -0.1673 (two-tail)

| Alpha | Table | Sig. |
|---|---|---|
| 0.2 | 1.282 | No |
| 0.1 | 1.645 | No |
| 0.05 | 1.96 | No |
| 0.02 | 2.326 | No |
| 0.01 | 2.576 | No |

Constituent: Antimony Analysis Run 3/31/2026 4:49 AM View: Mann-Whitney
Plant Wansley Client: Southern Company Data: Wansley Landfill

Sanitas™ v.10.1.06 Software licensed to Groundwater Stats Consulting. UG
Hollow symbols indicate censored values.

## Mann-Whitney (Wilcoxon Rank Sum)

GWC-18

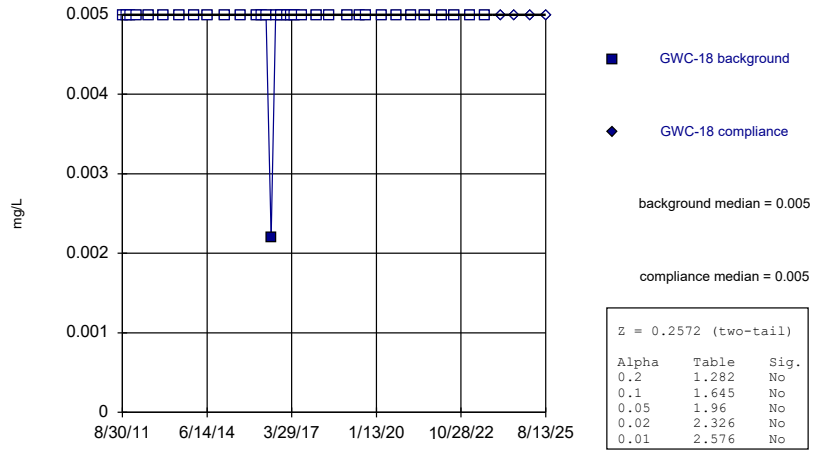


Z = 0.2572 (two-tail)

| Alpha | Table | Sig. |
|---|---|---|
| 0.2 | 1.282 | No |
| 0.1 | 1.645 | No |
| 0.05 | 1.96 | No |
| 0.02 | 2.326 | No |
| 0.01 | 2.576 | No |

Constituent: Antimony Analysis Run 3/31/2026 4:49 AM View: Mann-Whitney
Plant Wansley Client: Southern Company Data: Wansley Landfill

Sanitas™ v.10.1.06 Software licensed to Groundwater Stats Consulting. UG
Hollow symbols indicate censored values.

## Mann-Whitney (Wilcoxon Rank Sum)

GWC-20

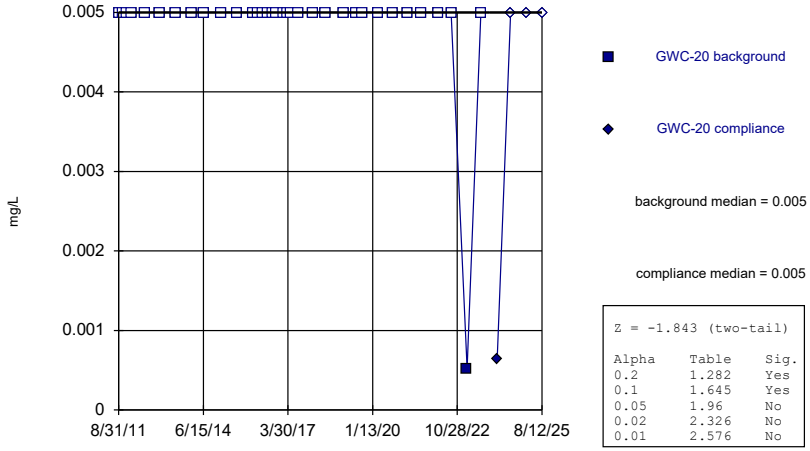


Z = -1.843 (two-tail)

| Alpha | Table | Sig. |
|---|---|---|
| 0.2 | 1.282 | Yes |
| 0.1 | 1.645 | Yes |
| 0.05 | 1.96 | No |
| 0.02 | 2.326 | No |
| 0.01 | 2.576 | No |

Constituent: Antimony Analysis Run 3/31/2026 4:49 AM View: Mann-Whitney
Plant Wansley Client: Southern Company Data: Wansley Landfill

Sanitas™ v.10.1.06 Software licensed to Groundwater Stats Consulting. UG
Hollow symbols indicate censored values.

## Mann-Whitney (Wilcoxon Rank Sum)

GWC-22

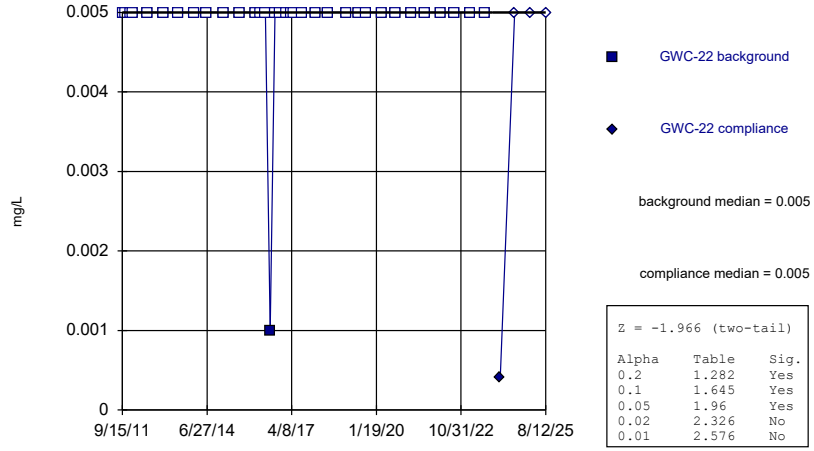


Z = -1.966 (two-tail)

| Alpha | Table | Sig. |
|---|---|---|
| 0.2 | 1.282 | Yes |
| 0.1 | 1.645 | Yes |
| 0.05 | 1.96 | Yes |
| 0.02 | 2.326 | No |
| 0.01 | 2.576 | No |

Constituent: Antimony Analysis Run 3/31/2026 4:49 AM View: Mann-Whitney
Plant Wansley Client: Southern Company Data: Wansley Landfill

Sanitas™ v.10.1.06 Software licensed to Groundwater Stats Consulting. UG
Hollow symbols indicate censored values.

## Mann-Whitney (Wilcoxon Rank Sum)

GWC-23

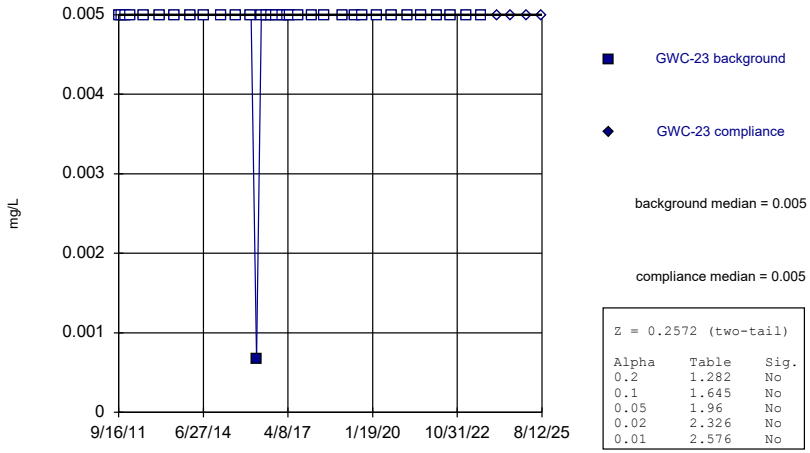


Z = 0.2572 (two-tail)

| Alpha | Table | Sig. |
|---|---|---|
| 0.2 | 1.282 | No |
| 0.1 | 1.645 | No |
| 0.05 | 1.96 | No |
| 0.02 | 2.326 | No |
| 0.01 | 2.576 | No |

Constituent: Antimony Analysis Run 3/31/2026 4:49 AM View: Mann-Whitney
Plant Wansley Client: Southern Company Data: Wansley Landfill

Sanitas™ v.10.1.06 Software licensed to Groundwater Stats Consulting. UG
Hollow symbols indicate censored values.

## Mann-Whitney (Wilcoxon Rank Sum)

GWC-24

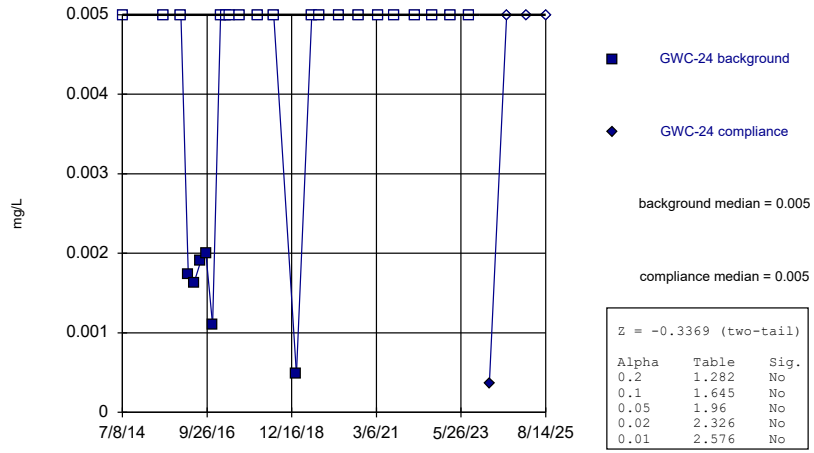


Z = -0.3369 (two-tail)

| Alpha | Table | Sig. |
|---|---|---|
| 0.2 | 1.282 | No |
| 0.1 | 1.645 | No |
| 0.05 | 1.96 | No |
| 0.02 | 2.326 | No |
| 0.01 | 2.576 | No |

Constituent: Antimony Analysis Run 3/31/2026 4:49 AM View: Mann-Whitney
Plant Wansley Client: Southern Company Data: Wansley Landfill

Sanitas™ v.10.1.06 Software licensed to Groundwater Stats Consulting. UG
Hollow symbols indicate censored values.

## Mann-Whitney (Wilcoxon Rank Sum)

GWC-25

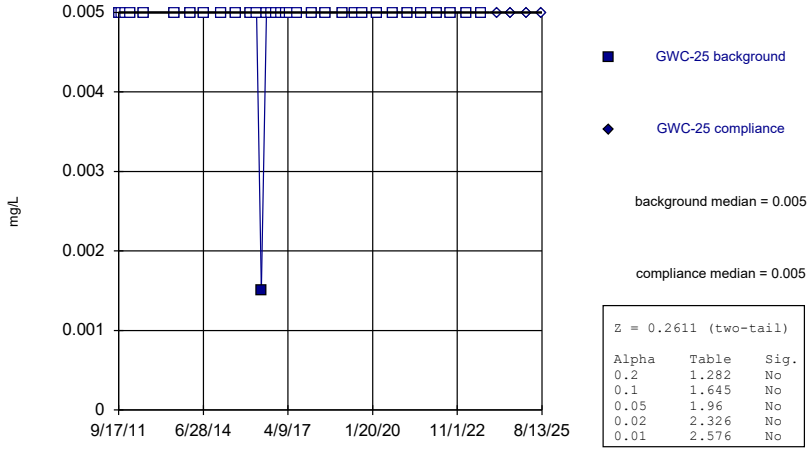


Z = 0.2611 (two-tail)

| Alpha | Table | Sig. |
|---|---|---|
| 0.2 | 1.282 | No |
| 0.1 | 1.645 | No |
| 0.05 | 1.96 | No |
| 0.02 | 2.326 | No |
| 0.01 | 2.576 | No |

Constituent: Antimony Analysis Run 3/31/2026 4:49 AM View: Mann-Whitney
Plant Wansley Client: Southern Company Data: Wansley Landfill

Sanitas™ v.10.1.06 Software licensed to Groundwater Stats Consulting. UG
Hollow symbols indicate censored values.

## Mann-Whitney (Wilcoxon Rank Sum)

GWC-26

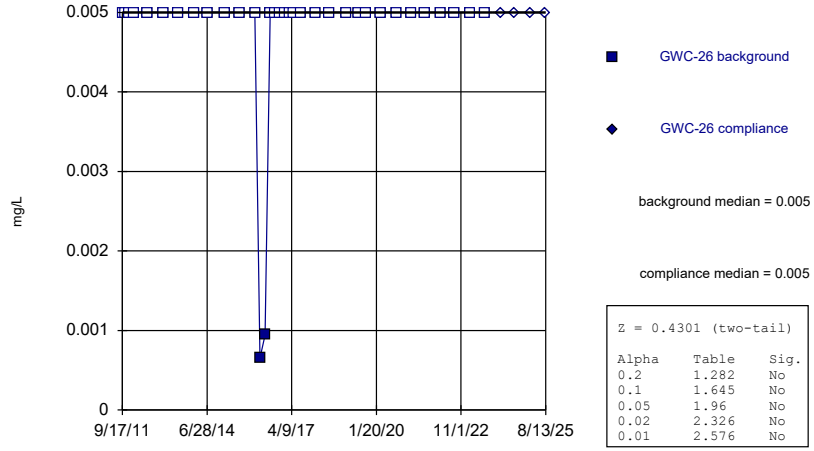


Z = 0.4301 (two-tail)

| Alpha | Table | Sig. |
|---|---|---|
| 0.2 | 1.282 | No |
| 0.1 | 1.645 | No |
| 0.05 | 1.96 | No |
| 0.02 | 2.326 | No |
| 0.01 | 2.576 | No |

Constituent: Antimony Analysis Run 3/31/2026 4:49 AM View: Mann-Whitney
Plant Wansley Client: Southern Company Data: Wansley Landfill

Sanitas™ v.10.1.06 Software licensed to Groundwater Stats Consulting. UG
Hollow symbols indicate censored values.

## Mann-Whitney (Wilcoxon Rank Sum)

GWC-27

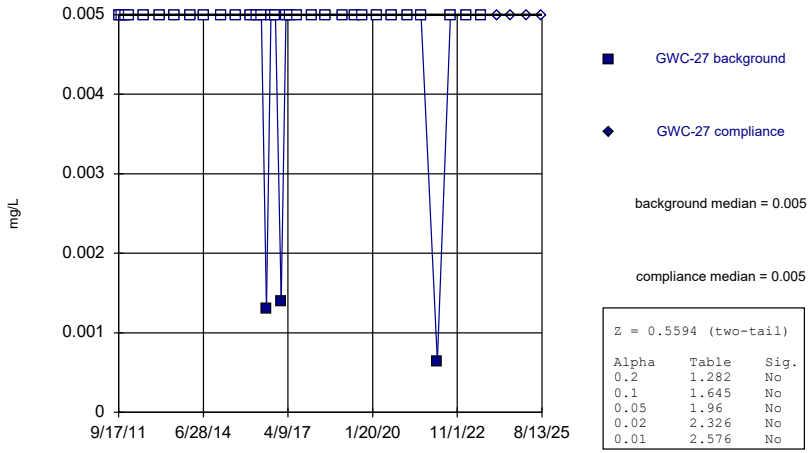


Z = 0.5594 (two-tail)

| Alpha | Table | Sig. |
|---|---|---|
| 0.2 | 1.282 | No |
| 0.1 | 1.645 | No |
| 0.05 | 1.96 | No |
| 0.02 | 2.326 | No |
| 0.01 | 2.576 | No |

Constituent: Antimony Analysis Run 3/31/2026 4:49 AM View: Mann-Whitney
Plant Wansley Client: Southern Company Data: Wansley Landfill

Sanitas™ v.10.1.06 Software licensed to Groundwater Stats Consulting. UG
Hollow symbols indicate censored values.

## Mann-Whitney (Wilcoxon Rank Sum)

GWC-30

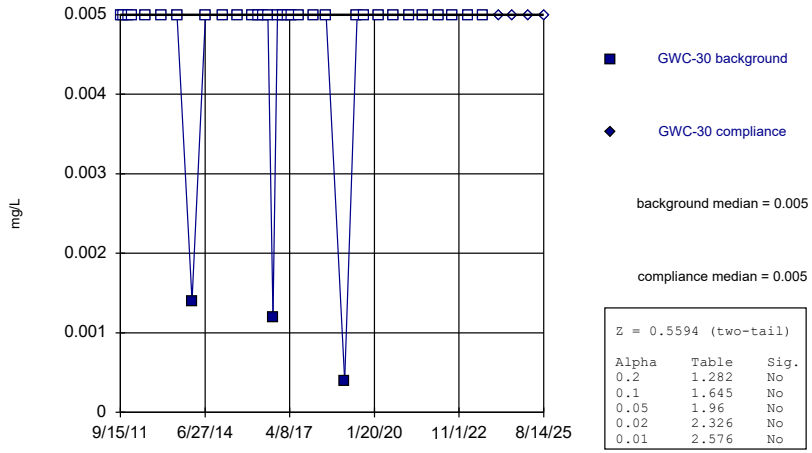


Z = 0.5594 (two-tail)

| Alpha | Table | Sig. |
|---|---|---|
| 0.2 | 1.282 | No |
| 0.1 | 1.645 | No |
| 0.05 | 1.96 | No |
| 0.02 | 2.326 | No |
| 0.01 | 2.576 | No |

Constituent: Antimony Analysis Run 3/31/2026 4:49 AM View: Mann-Whitney
Plant Wansley Client: Southern Company Data: Wansley Landfill

Sanitas™ v.10.1.06 Software licensed to Groundwater Stats Consulting. UG
Hollow symbols indicate censored values.

## Mann-Whitney (Wilcoxon Rank Sum)

GWC-31

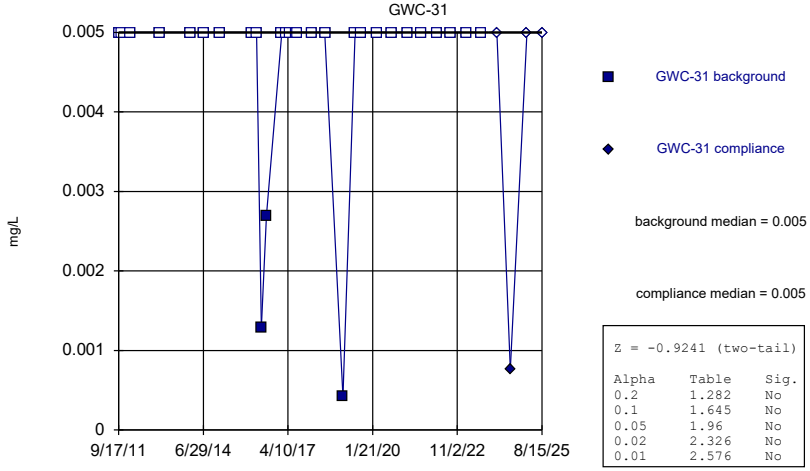


Z = -0.9241 (two-tail)

| Alpha | Table | Sig. |
|---|---|---|
| 0.2 | 1.282 | No |
| 0.1 | 1.645 | No |
| 0.05 | 1.96 | No |
| 0.02 | 2.326 | No |
| 0.01 | 2.576 | No |

Constituent: Antimony Analysis Run 3/31/2026 4:49 AM View: Mann-Whitney
Plant Wansley Client: Southern Company Data: Wansley Landfill

Sanitas™ v.10.1.06 Software licensed to Groundwater Stats Consulting. UG
Hollow symbols indicate censored values.

## Mann-Whitney (Wilcoxon Rank Sum)

GWC-32

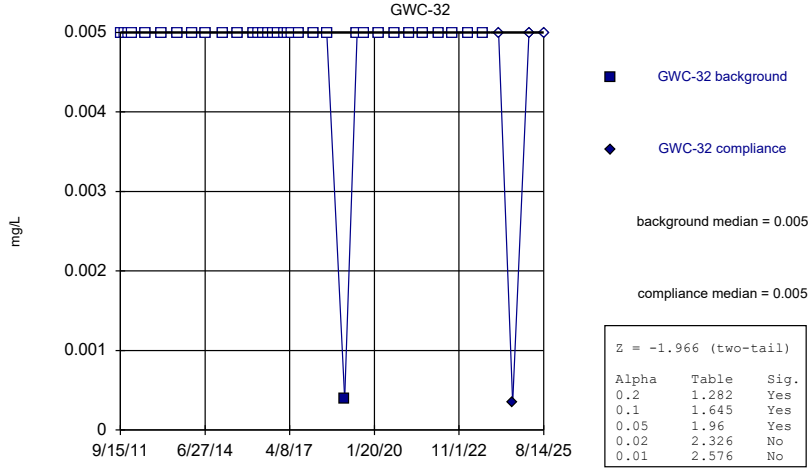


Z = -1.966 (two-tail)

| Alpha | Table | Sig. |
|---|---|---|
| 0.2 | 1.282 | Yes |
| 0.1 | 1.645 | Yes |
| 0.05 | 1.96 | Yes |
| 0.02 | 2.326 | No |
| 0.01 | 2.576 | No |

Constituent: Antimony Analysis Run 3/31/2026 4:49 AM View: Mann-Whitney
Plant Wansley Client: Southern Company Data: Wansley Landfill

Sanitas™ v.10.1.06 Software licensed to Groundwater Stats Consulting. UG
Hollow symbols indicate censored values.

## Mann-Whitney (Wilcoxon Rank Sum)

GWC-33

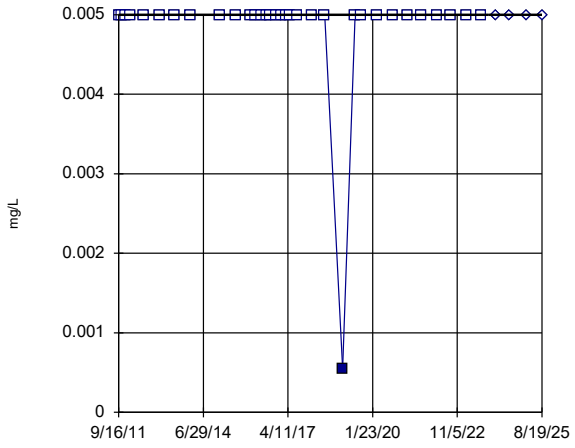


GWC-33 background

GWC-33 compliance

background median = 0.005

compliance median = 0.005

Z = 0.2611 (two-tail)

| Alpha | Table | Sig. |
|---|---|---|
| 0.2 | 1.282 | No |
| 0.1 | 1.645 | No |
| 0.05 | 1.96 | No |
| 0.02 | 2.326 | No |
| 0.01 | 2.576 | No |

Constituent: Antimony Analysis Run 3/31/2026 4:50 AM View: Mann-Whitney
Plant Wansley Client: Southern Company Data: Wansley Landfill

Sanitas™ v.10.1.06 Software licensed to Groundwater Stats Consulting. UG
Hollow symbols indicate censored values.

## Mann-Whitney (Wilcoxon Rank Sum)

GWA-1 (bg)

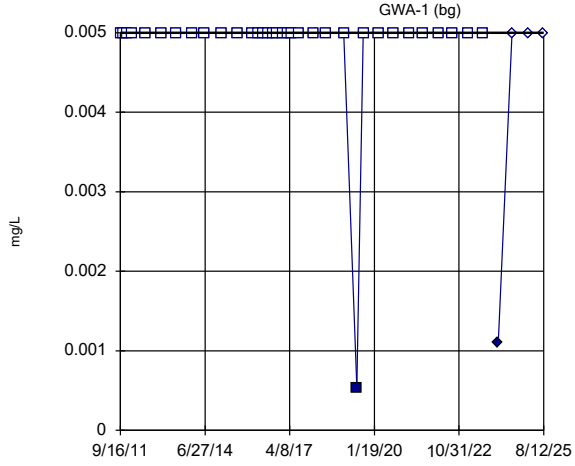


GWA-1 background

GWA-1 compliance

background median = 0.005

compliance median = 0.005

Z = -1.843 (two-tail)

| Alpha | Table | Sig. |
|---|---|---|
| 0.2 | 1.282 | Yes |
| 0.1 | 1.645 | Yes |
| 0.05 | 1.96 | No |
| 0.02 | 2.326 | No |
| 0.01 | 2.576 | No |

Constituent: Arsenic Analysis Run 3/31/2026 4:50 AM View: Mann-Whitney
Plant Wansley Client: Southern Company Data: Wansley Landfill

Sanitas™ v.10.1.06 Software licensed to Groundwater Stats Consulting. UG
Hollow symbols indicate censored values.

## Mann-Whitney (Wilcoxon Rank Sum)

GWA-2 (bg)

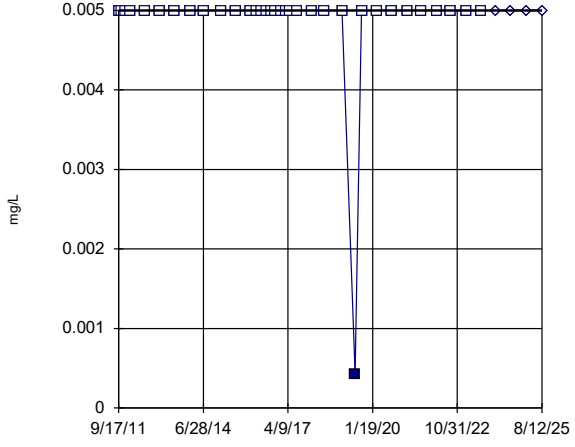


GWA-2 background

GWA-2 compliance

background median = 0.005

compliance median = 0.005

Z = 0.2572 (two-tail)

| Alpha | Table | Sig. |
|---|---|---|
| 0.2 | 1.282 | No |
| 0.1 | 1.645 | No |
| 0.05 | 1.96 | No |
| 0.02 | 2.326 | No |
| 0.01 | 2.576 | No |

Constituent: Arsenic Analysis Run 3/31/2026 4:50 AM View: Mann-Whitney
Plant Wansley Client: Southern Company Data: Wansley Landfill

Sanitas™ v.10.1.06 Software licensed to Groundwater Stats Consulting. UG
Hollow symbols indicate censored values.

## Mann-Whitney (Wilcoxon Rank Sum)

GWA-4 (bg)

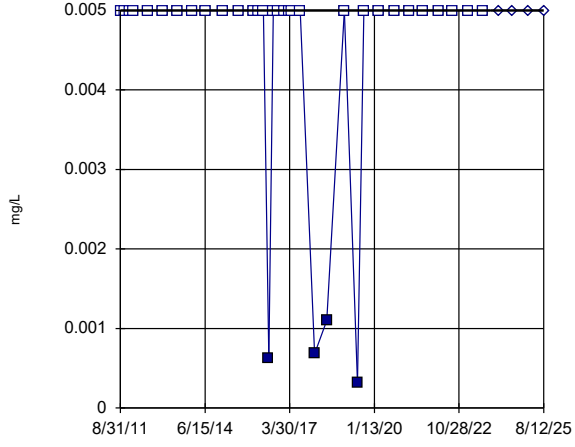


GWA-4 background

GWA-4 compliance

background median = 0.005

compliance median = 0.005

Z = 0.6696 (two-tail)

| Alpha | Table | Sig. |
|---|---|---|
| 0.2 | 1.282 | No |
| 0.1 | 1.645 | No |
| 0.05 | 1.96 | No |
| 0.02 | 2.326 | No |
| 0.01 | 2.576 | No |

Constituent: Arsenic Analysis Run 3/31/2026 4:50 AM View: Mann-Whitney
Plant Wansley Client: Southern Company Data: Wansley Landfill

Sanitas™ v.10.1.06 Software licensed to Groundwater Stats Consulting. UG
Hollow symbols indicate censored values.

## Mann-Whitney (Wilcoxon Rank Sum)

GWA-28 (bg)

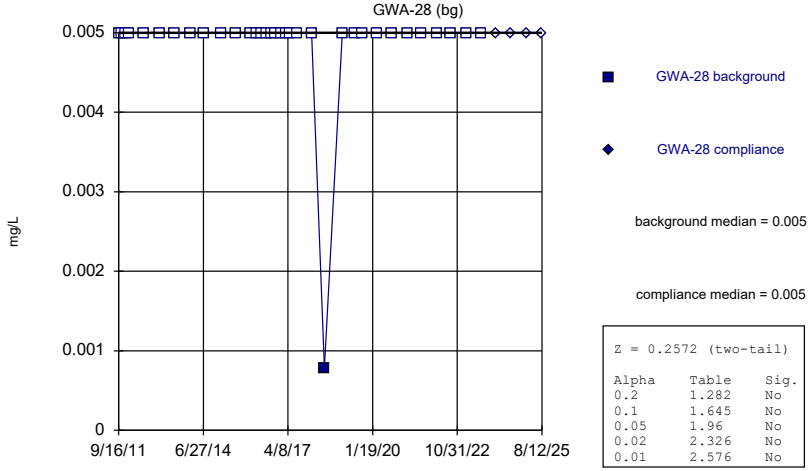


Z = 0.2572 (two-tail)

| Alpha | Table | Sig. |
|---|---|---|
| 0.2 | 1.282 | No |
| 0.1 | 1.645 | No |
| 0.05 | 1.96 | No |
| 0.02 | 2.326 | No |
| 0.01 | 2.576 | No |

Constituent: Arsenic Analysis Run 3/31/2026 4:50 AM View: Mann-Whitney
Plant Wansley Client: Southern Company Data: Wansley Landfill

Sanitas™ v.10.1.06 Software licensed to Groundwater Stats Consulting. UG
Hollow symbols indicate censored values.

## Mann-Whitney (Wilcoxon Rank Sum)

GWA-29 (bg)

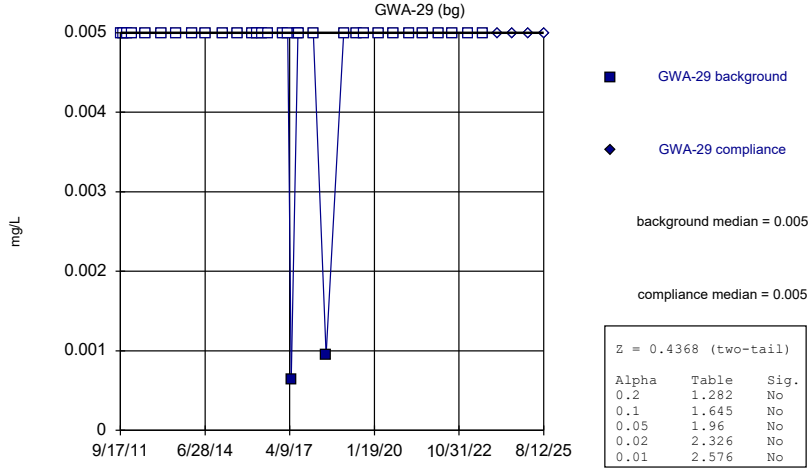


Z = 0.4368 (two-tail)

| Alpha | Table | Sig. |
|---|---|---|
| 0.2 | 1.282 | No |
| 0.1 | 1.645 | No |
| 0.05 | 1.96 | No |
| 0.02 | 2.326 | No |
| 0.01 | 2.576 | No |

Constituent: Arsenic Analysis Run 3/31/2026 4:50 AM View: Mann-Whitney
Plant Wansley Client: Southern Company Data: Wansley Landfill

Sanitas™ v.10.1.06 Software licensed to Groundwater Stats Consulting. UG
Hollow symbols indicate censored values.

## Mann-Whitney (Wilcoxon Rank Sum)

GWC-5

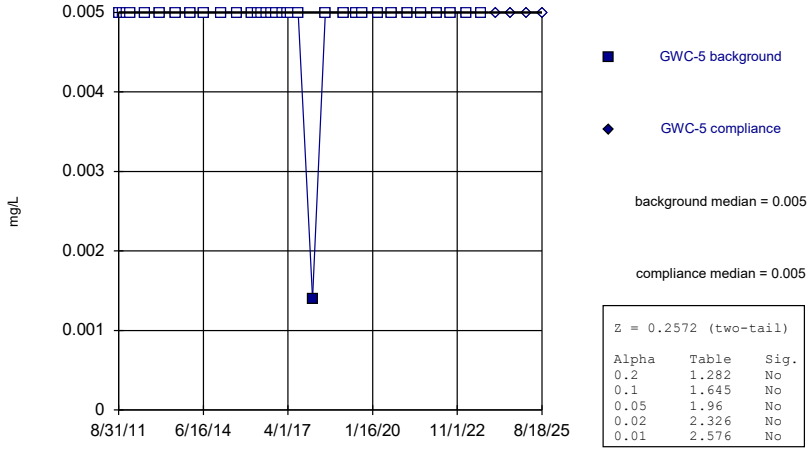


Z = 0.2572 (two-tail)

| Alpha | Table | Sig. |
|---|---|---|
| 0.2 | 1.282 | No |
| 0.1 | 1.645 | No |
| 0.05 | 1.96 | No |
| 0.02 | 2.326 | No |
| 0.01 | 2.576 | No |

Constituent: Arsenic Analysis Run 3/31/2026 4:50 AM View: Mann-Whitney
Plant Wansley Client: Southern Company Data: Wansley Landfill

Sanitas™ v.10.1.06 Software licensed to Groundwater Stats Consulting. UG
Hollow symbols indicate censored values.

## Mann-Whitney (Wilcoxon Rank Sum)

GWC-6

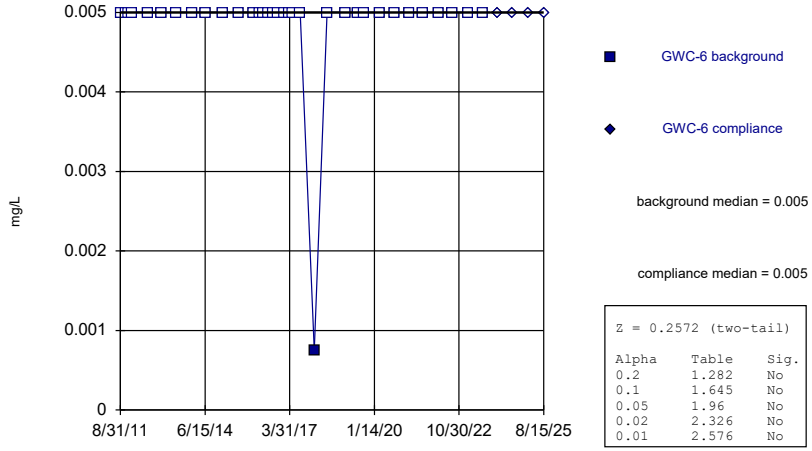


Z = 0.2572 (two-tail)

| Alpha | Table | Sig. |
|---|---|---|
| 0.2 | 1.282 | No |
| 0.1 | 1.645 | No |
| 0.05 | 1.96 | No |
| 0.02 | 2.326 | No |
| 0.01 | 2.576 | No |

Constituent: Arsenic Analysis Run 3/31/2026 4:50 AM View: Mann-Whitney
Plant Wansley Client: Southern Company Data: Wansley Landfill

Sanitas™ v.10.1.06 Software licensed to Groundwater Stats Consulting. UG
Hollow symbols indicate censored values.

## Mann-Whitney (Wilcoxon Rank Sum)

GWC-7

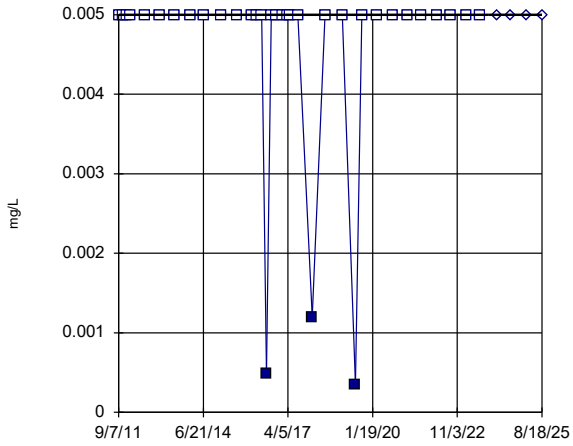


GWC-7 background

GWC-7 compliance

background median = 0.005

compliance median = 0.005

Z = 0.5594 (two-tail)

| Alpha | Table | Sig. |
|---|---|---|
| 0.2 | 1.282 | No |
| 0.1 | 1.645 | No |
| 0.05 | 1.96 | No |
| 0.02 | 2.326 | No |
| 0.01 | 2.576 | No |

Constituent: Arsenic Analysis Run 3/31/2026 4:50 AM View: Mann-Whitney
Plant Wansley Client: Southern Company Data: Wansley Landfill

Sanitas™ v.10.1.06 Software licensed to Groundwater Stats Consulting. UG
Hollow symbols indicate censored values.

## Mann-Whitney (Wilcoxon Rank Sum)

GWC-8

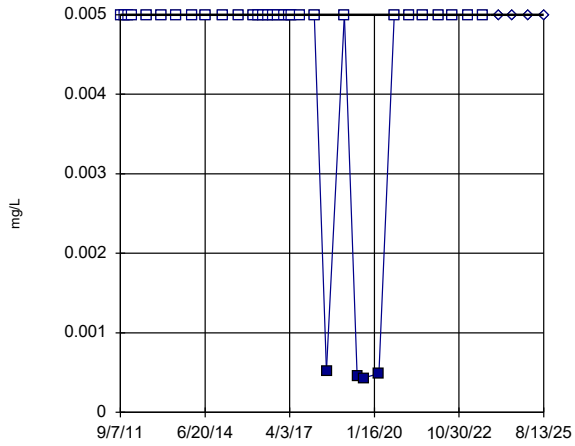


GWC-8 background

GWC-8 compliance

background median = 0.005

compliance median = 0.005

Z = 0.6696 (two-tail)

| Alpha | Table | Sig. |
|---|---|---|
| 0.2 | 1.282 | No |
| 0.1 | 1.645 | No |
| 0.05 | 1.96 | No |
| 0.02 | 2.326 | No |
| 0.01 | 2.576 | No |

Constituent: Arsenic Analysis Run 3/31/2026 4:50 AM View: Mann-Whitney
Plant Wansley Client: Southern Company Data: Wansley Landfill

Sanitas™ v.10.1.06 Software licensed to Groundwater Stats Consulting. UG
Hollow symbols indicate censored values.

## Mann-Whitney (Wilcoxon Rank Sum)

GWC-9

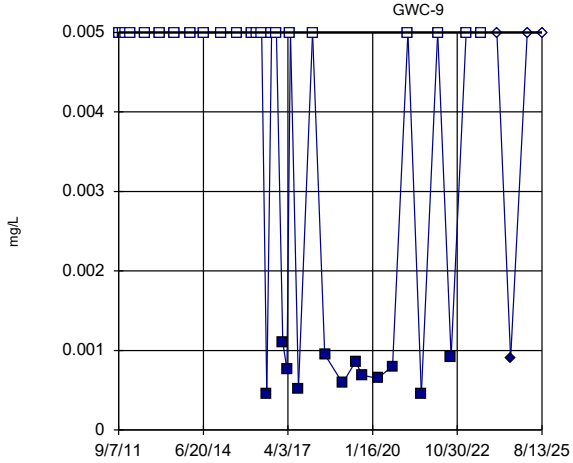


GWC-9 background

GWC-9 compliance

background median = 0.005

compliance median = 0.005

Z = 0.5342 (two-tail)

| Alpha | Table | Sig. |
|---|---|---|
| 0.2 | 1.282 | No |
| 0.1 | 1.645 | No |
| 0.05 | 1.96 | No |
| 0.02 | 2.326 | No |
| 0.01 | 2.576 | No |

Constituent: Arsenic Analysis Run 3/31/2026 4:50 AM View: Mann-Whitney
Plant Wansley Client: Southern Company Data: Wansley Landfill

Sanitas™ v.10.1.06 Software licensed to Groundwater Stats Consulting. UG
Hollow symbols indicate censored values.

## Mann-Whitney (Wilcoxon Rank Sum)

GWC-11

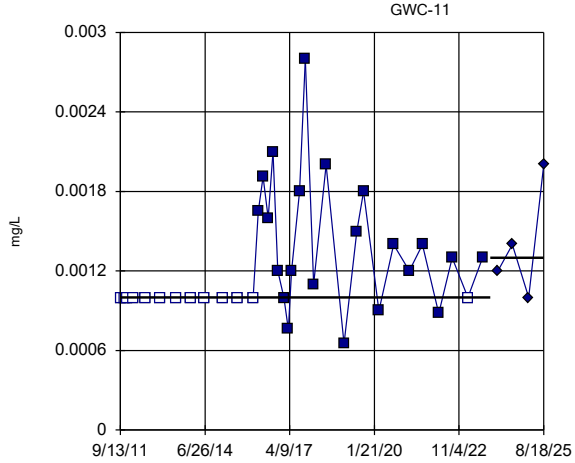


GWC-11 background

GWC-11 compliance

background median = 0.001

compliance median = 0.0013

Z = 0.5666 (two-tail)

| Alpha | Table | Sig. |
|---|---|---|
| 0.2 | 1.282 | No |
| 0.1 | 1.645 | No |
| 0.05 | 1.96 | No |
| 0.02 | 2.326 | No |
| 0.01 | 2.576 | No |

Constituent: Arsenic Analysis Run 3/31/2026 4:50 AM View: Mann-Whitney
Plant Wansley Client: Southern Company Data: Wansley Landfill

Sanitas™ v.10.1.06 Software licensed to Groundwater Stats Consulting. UG
Hollow symbols indicate censored values.

## Mann-Whitney (Wilcoxon Rank Sum)

GWC-12

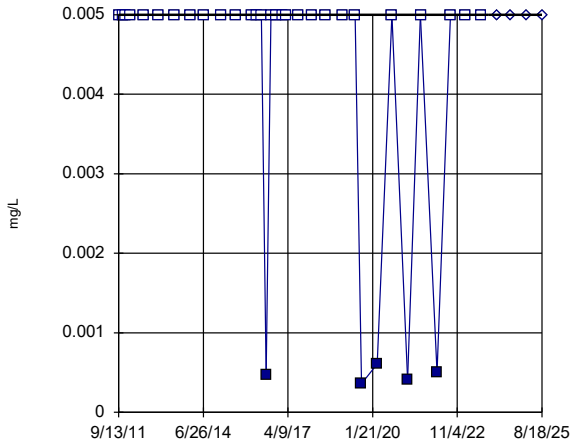


GWC-12 background

GWC-12 compliance

background median = 0.005

compliance median = 0.005

Z = 0.7818 (two-tail)

| Alpha | Table | Sig. |
|---|---|---|
| 0.2 | 1.282 | No |
| 0.1 | 1.645 | No |
| 0.05 | 1.96 | No |
| 0.02 | 2.326 | No |
| 0.01 | 2.576 | No |

Constituent: Arsenic Analysis Run 3/31/2026 4:50 AM View: Mann-Whitney
Plant Wansley Client: Southern Company Data: Wansley Landfill

Sanitas™ v.10.1.06 Software licensed to Groundwater Stats Consulting. UG
Hollow symbols indicate censored values.

## Mann-Whitney (Wilcoxon Rank Sum)

GWC-13

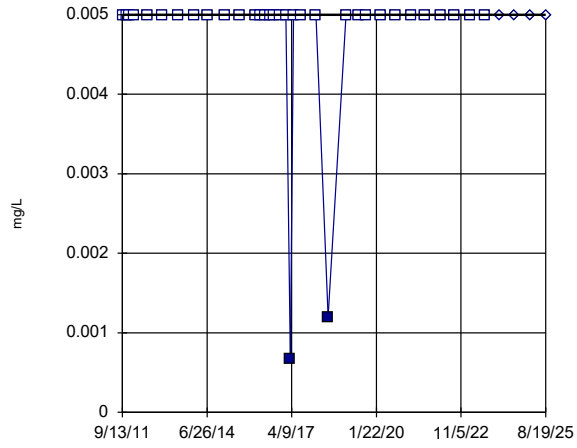


GWC-13 background

GWC-13 compliance

background median = 0.005

compliance median = 0.005

Z = 0.4301 (two-tail)

| Alpha | Table | Sig. |
|---|---|---|
| 0.2 | 1.282 | No |
| 0.1 | 1.645 | No |
| 0.05 | 1.96 | No |
| 0.02 | 2.326 | No |
| 0.01 | 2.576 | No |

Constituent: Arsenic Analysis Run 3/31/2026 4:50 AM View: Mann-Whitney
Plant Wansley Client: Southern Company Data: Wansley Landfill

Sanitas™ v.10.1.06 Software licensed to Groundwater Stats Consulting. UG
Hollow symbols indicate censored values.

## Mann-Whitney (Wilcoxon Rank Sum)

GWC-14

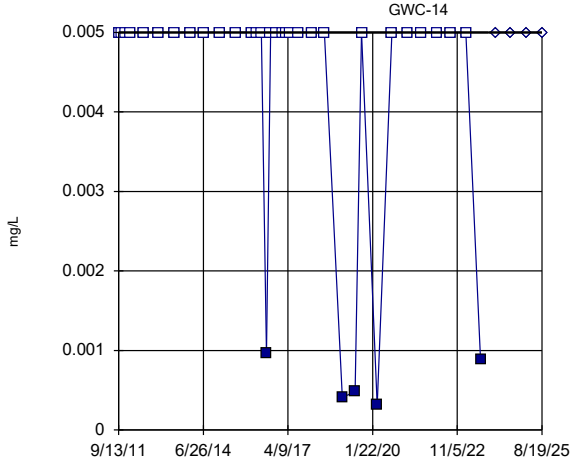


GWC-14 background

GWC-14 compliance

background median = 0.005

compliance median = 0.005

Z = 0.7691 (two-tail)

| Alpha | Table | Sig. |
|---|---|---|
| 0.2 | 1.282 | No |
| 0.1 | 1.645 | No |
| 0.05 | 1.96 | No |
| 0.02 | 2.326 | No |
| 0.01 | 2.576 | No |

Constituent: Arsenic Analysis Run 3/31/2026 4:50 AM View: Mann-Whitney
Plant Wansley Client: Southern Company Data: Wansley Landfill

Sanitas™ v.10.1.06 Software licensed to Groundwater Stats Consulting. UG
Hollow symbols indicate censored values.

## Mann-Whitney (Wilcoxon Rank Sum)

GWC-16

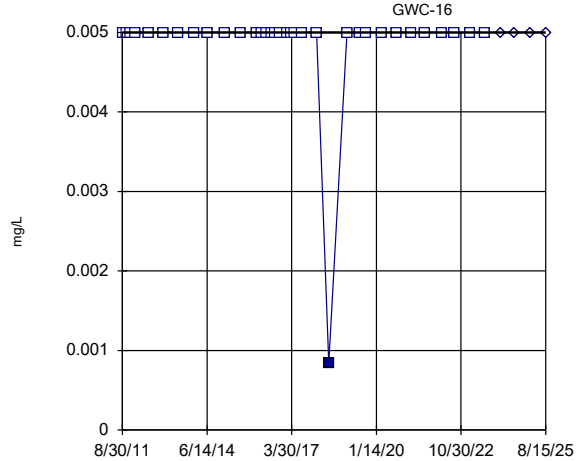


GWC-16 background

GWC-16 compliance

background median = 0.005

compliance median = 0.005

Z = 0.2572 (two-tail)

| Alpha | Table | Sig. |
|---|---|---|
| 0.2 | 1.282 | No |
| 0.1 | 1.645 | No |
| 0.05 | 1.96 | No |
| 0.02 | 2.326 | No |
| 0.01 | 2.576 | No |

Constituent: Arsenic Analysis Run 3/31/2026 4:50 AM View: Mann-Whitney
Plant Wansley Client: Southern Company Data: Wansley Landfill

Sanitas™ v.10.1.06 Software licensed to Groundwater Stats Consulting. UG
Hollow symbols indicate censored values.

## Mann-Whitney (Wilcoxon Rank Sum)

GWC-17

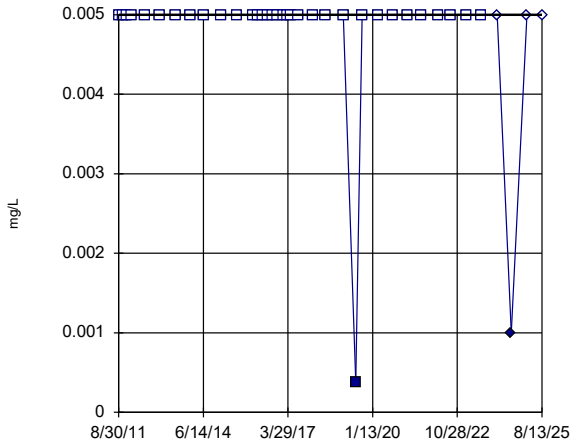


GWC-17 background

GWC-17 compliance

background median = 0.005

compliance median = 0.005

Z = -1.843 (two-tail)

| Alpha | Table | Sig. |
|---|---|---|
| 0.2 | 1.282 | Yes |
| 0.1 | 1.645 | Yes |
| 0.05 | 1.96 | No |
| 0.02 | 2.326 | No |
| 0.01 | 2.576 | No |

Constituent: Arsenic Analysis Run 3/31/2026 4:50 AM View: Mann-Whitney
Plant Wansley Client: Southern Company Data: Wansley Landfill

Sanitas™ v.10.1.06 Software licensed to Groundwater Stats Consulting. UG
Hollow symbols indicate censored values.

## Mann-Whitney (Wilcoxon Rank Sum)

GWC-18

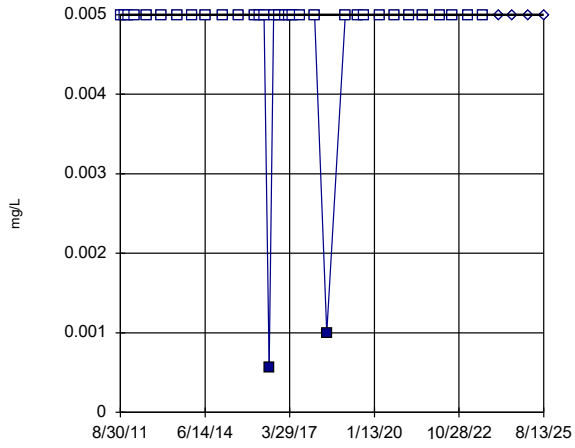


GWC-18 background

GWC-18 compliance

background median = 0.005

compliance median = 0.005

Z = 0.4301 (two-tail)

| Alpha | Table | Sig. |
|---|---|---|
| 0.2 | 1.282 | No |
| 0.1 | 1.645 | No |
| 0.05 | 1.96 | No |
| 0.02 | 2.326 | No |
| 0.01 | 2.576 | No |

Constituent: Arsenic Analysis Run 3/31/2026 4:50 AM View: Mann-Whitney
Plant Wansley Client: Southern Company Data: Wansley Landfill

Sanitas™ v.10.1.06 Software licensed to Groundwater Stats Consulting. UG
Hollow symbols indicate censored values.

## Mann-Whitney (Wilcoxon Rank Sum)

GWC-19

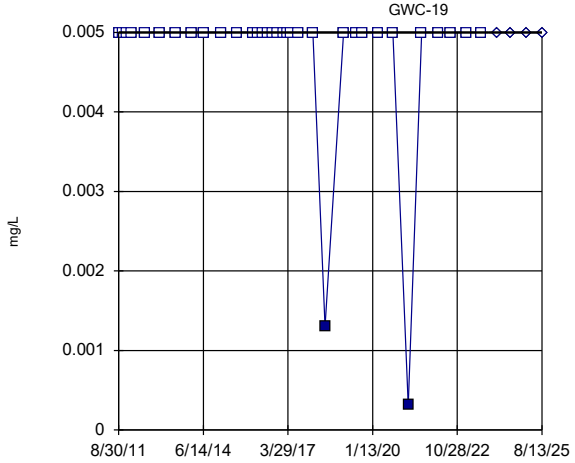


GWC-19 background

GWC-19 compliance

background median = 0.005

compliance median = 0.005

Z = 0.4301 (two-tail)

| Alpha | Table | Sig. |
|---|---|---|
| 0.2 | 1.282 | No |
| 0.1 | 1.645 | No |
| 0.05 | 1.96 | No |
| 0.02 | 2.326 | No |
| 0.01 | 2.576 | No |

Constituent: Arsenic Analysis Run 3/31/2026 4:50 AM View: Mann-Whitney
Plant Wansley Client: Southern Company Data: Wansley Landfill

Sanitas™ v.10.1.06 Software licensed to Groundwater Stats Consulting. UG
Hollow symbols indicate censored values.

## Mann-Whitney (Wilcoxon Rank Sum)

GWC-20

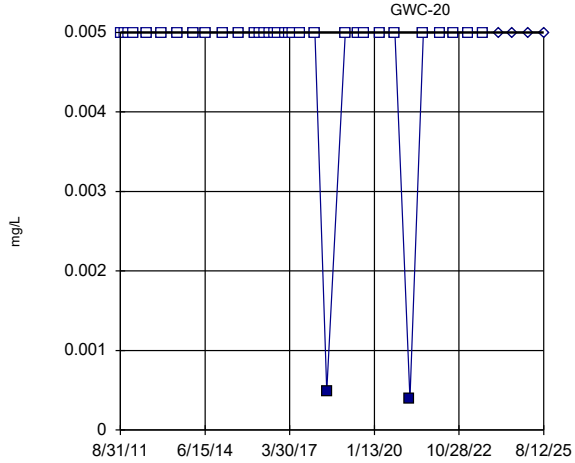


GWC-20 background

GWC-20 compliance

background median = 0.005

compliance median = 0.005

Z = 0.4301 (two-tail)

| Alpha | Table | Sig. |
|---|---|---|
| 0.2 | 1.282 | No |
| 0.1 | 1.645 | No |
| 0.05 | 1.96 | No |
| 0.02 | 2.326 | No |
| 0.01 | 2.576 | No |

Constituent: Arsenic Analysis Run 3/31/2026 4:50 AM View: Mann-Whitney
Plant Wansley Client: Southern Company Data: Wansley Landfill

Sanitas™ v.10.1.06 Software licensed to Groundwater Stats Consulting. UG
Hollow symbols indicate censored values.

## Mann-Whitney (Wilcoxon Rank Sum)

GWC-21

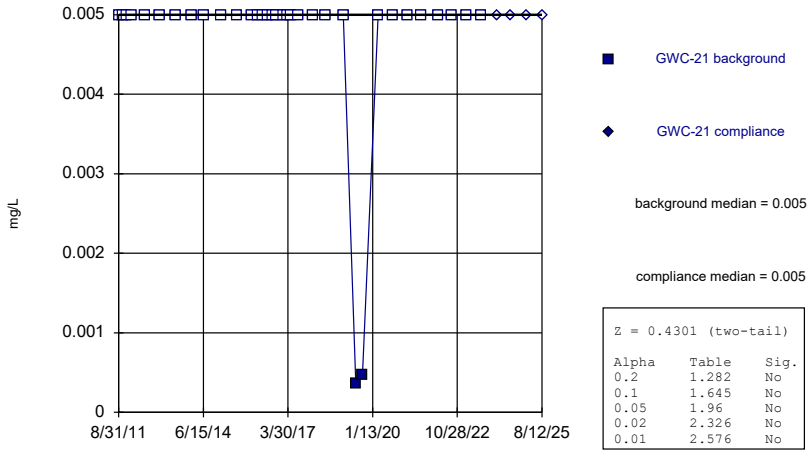


Z = 0.4301 (two-tail)

| Alpha | Table | Sig. |
|---|---|---|
| 0.2 | 1.282 | No |
| 0.1 | 1.645 | No |
| 0.05 | 1.96 | No |
| 0.02 | 2.326 | No |
| 0.01 | 2.576 | No |

Constituent: Arsenic Analysis Run 3/31/2026 4:50 AM View: Mann-Whitney
Plant Wansley Client: Southern Company Data: Wansley Landfill

Sanitas™ v.10.1.06 Software licensed to Groundwater Stats Consulting. UG
Hollow symbols indicate censored values.

## Mann-Whitney (Wilcoxon Rank Sum)

GWC-22

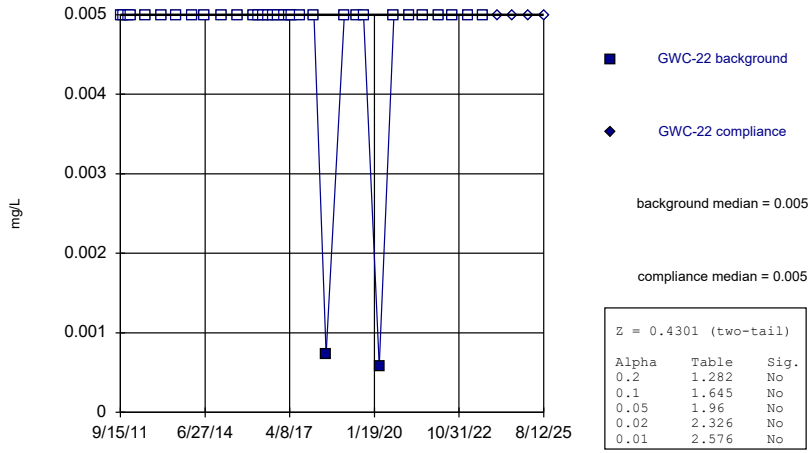


Z = 0.4301 (two-tail)

| Alpha | Table | Sig. |
|---|---|---|
| 0.2 | 1.282 | No |
| 0.1 | 1.645 | No |
| 0.05 | 1.96 | No |
| 0.02 | 2.326 | No |
| 0.01 | 2.576 | No |

Constituent: Arsenic Analysis Run 3/31/2026 4:50 AM View: Mann-Whitney
Plant Wansley Client: Southern Company Data: Wansley Landfill

Sanitas™ v.10.1.06 Software licensed to Groundwater Stats Consulting. UG
Hollow symbols indicate censored values.

## Mann-Whitney (Wilcoxon Rank Sum)

GWC-23

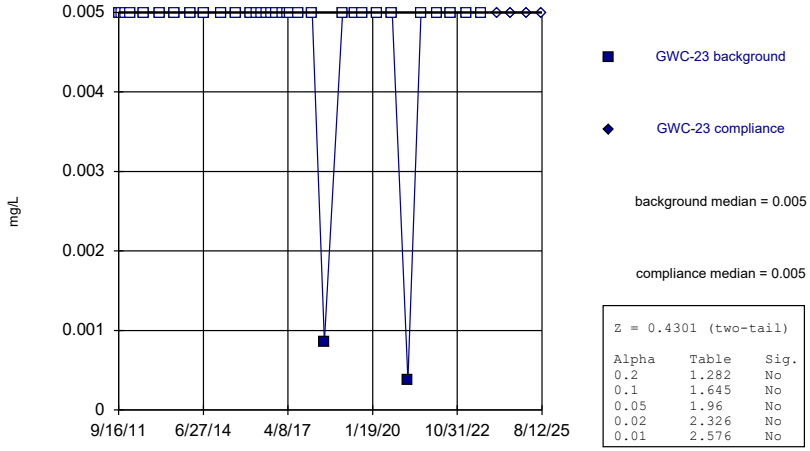


Z = 0.4301 (two-tail)

| Alpha | Table | Sig. |
|---|---|---|
| 0.2 | 1.282 | No |
| 0.1 | 1.645 | No |
| 0.05 | 1.96 | No |
| 0.02 | 2.326 | No |
| 0.01 | 2.576 | No |

Constituent: Arsenic Analysis Run 3/31/2026 4:50 AM View: Mann-Whitney
Plant Wansley Client: Southern Company Data: Wansley Landfill

Sanitas™ v.10.1.06 Software licensed to Groundwater Stats Consulting. UG
Hollow symbols indicate censored values.

## Mann-Whitney (Wilcoxon Rank Sum)

GWC-24

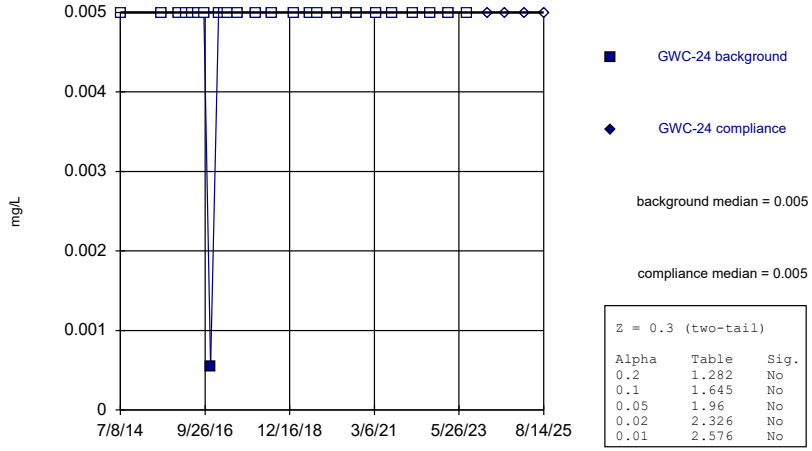


Z = 0.3 (two-tail)

| Alpha | Table | Sig. |
|---|---|---|
| 0.2 | 1.282 | No |
| 0.1 | 1.645 | No |
| 0.05 | 1.96 | No |
| 0.02 | 2.326 | No |
| 0.01 | 2.576 | No |

Constituent: Arsenic Analysis Run 3/31/2026 4:50 AM View: Mann-Whitney
Plant Wansley Client: Southern Company Data: Wansley Landfill

Sanitas™ v.10.1.06 Software licensed to Groundwater Stats Consulting. UG
Hollow symbols indicate censored values.

## Mann-Whitney (Wilcoxon Rank Sum)

GWC-25

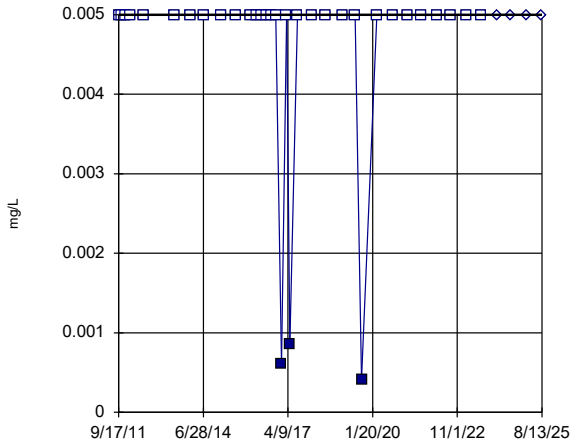


GWC-25 background

GWC-25 compliance

background median = 0.005

compliance median = 0.005

Z = 0.5682 (two-tail)

| Alpha | Table | Sig. |
|---|---|---|
| 0.2 | 1.282 | No |
| 0.1 | 1.645 | No |
| 0.05 | 1.96 | No |
| 0.02 | 2.326 | No |
| 0.01 | 2.576 | No |

Constituent: Arsenic Analysis Run 3/31/2026 4:50 AM View: Mann-Whitney
Plant Wansley Client: Southern Company Data: Wansley Landfill

Sanitas™ v.10.1.06 Software licensed to Groundwater Stats Consulting. UG
Hollow symbols indicate censored values.

## Mann-Whitney (Wilcoxon Rank Sum)

GWC-26

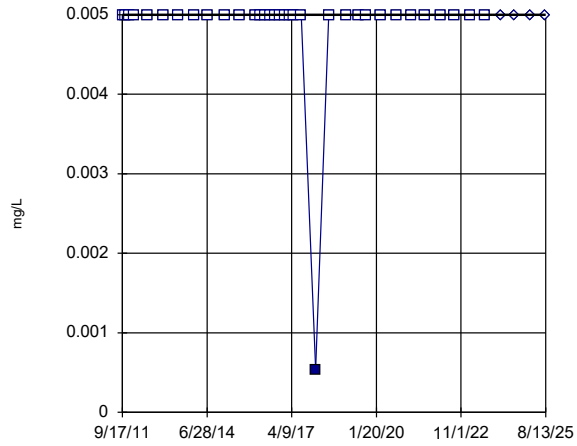


GWC-26 background

GWC-26 compliance

background median = 0.005

compliance median = 0.005

Z = 0.2572 (two-tail)

| Alpha | Table | Sig. |
|---|---|---|
| 0.2 | 1.282 | No |
| 0.1 | 1.645 | No |
| 0.05 | 1.96 | No |
| 0.02 | 2.326 | No |
| 0.01 | 2.576 | No |

Constituent: Arsenic Analysis Run 3/31/2026 4:50 AM View: Mann-Whitney
Plant Wansley Client: Southern Company Data: Wansley Landfill

Sanitas™ v.10.1.06 Software licensed to Groundwater Stats Consulting. UG
Hollow symbols indicate censored values.

## Mann-Whitney (Wilcoxon Rank Sum)

GWC-31

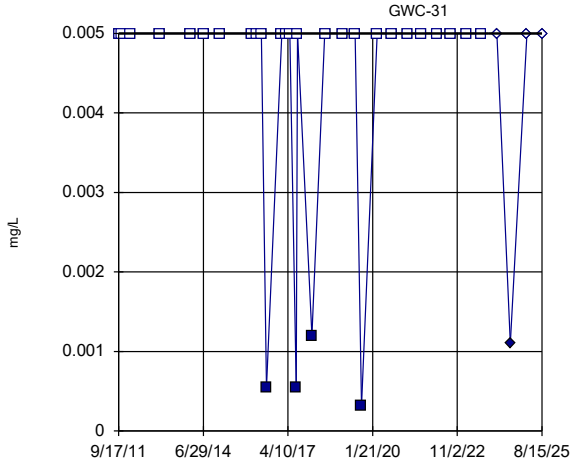


GWC-31 background

GWC-31 compliance

background median = 0.005

compliance median = 0.005

Z = -0.5305 (two-tail)

| Alpha | Table | Sig. |
|---|---|---|
| 0.2 | 1.282 | No |
| 0.1 | 1.645 | No |
| 0.05 | 1.96 | No |
| 0.02 | 2.326 | No |
| 0.01 | 2.576 | No |

Constituent: Arsenic Analysis Run 3/31/2026 4:50 AM View: Mann-Whitney
Plant Wansley Client: Southern Company Data: Wansley Landfill

Sanitas™ v.10.1.06 Software licensed to Groundwater Stats Consulting. UG
Hollow symbols indicate censored values.

## Mann-Whitney (Wilcoxon Rank Sum)

GWC-32

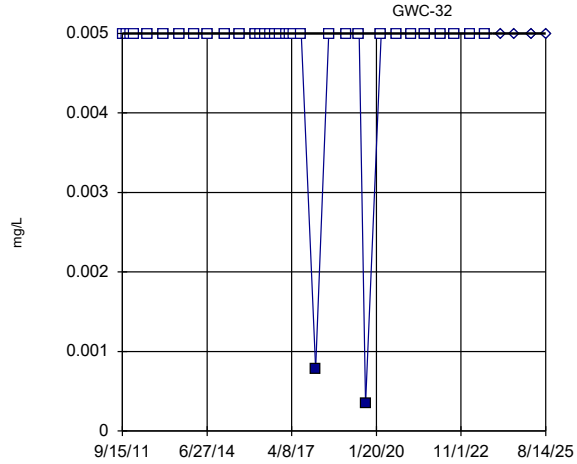


GWC-32 background

GWC-32 compliance

background median = 0.005

compliance median = 0.005

Z = 0.4301 (two-tail)

| Alpha | Table | Sig. |
|---|---|---|
| 0.2 | 1.282 | No |
| 0.1 | 1.645 | No |
| 0.05 | 1.96 | No |
| 0.02 | 2.326 | No |
| 0.01 | 2.576 | No |

Constituent: Arsenic Analysis Run 3/31/2026 4:50 AM View: Mann-Whitney
Plant Wansley Client: Southern Company Data: Wansley Landfill

Sanitas™ v.10.1.06 Software licensed to Groundwater Stats Consulting. UG
Hollow symbols indicate censored values.

## Mann-Whitney (Wilcoxon Rank Sum)

GWC-33

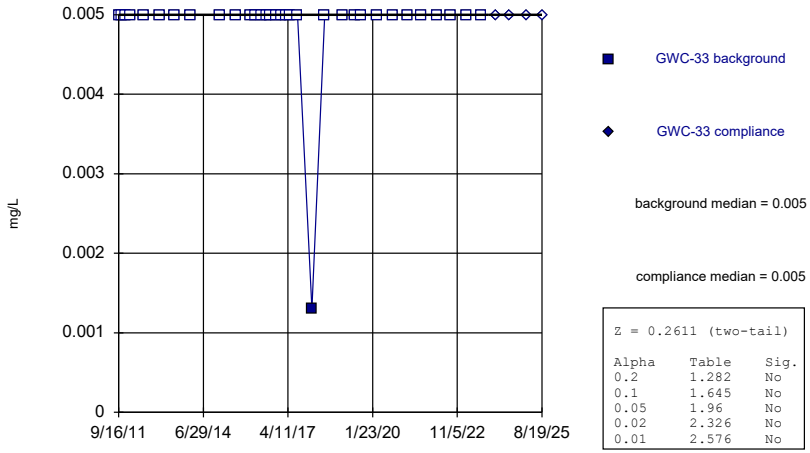


Z = 0.2611 (two-tail)

| Alpha | Table | Sig. |
|---|---|---|
| 0.2 | 1.282 | No |
| 0.1 | 1.645 | No |
| 0.05 | 1.96 | No |
| 0.02 | 2.326 | No |
| 0.01 | 2.576 | No |

Constituent: Arsenic Analysis Run 3/31/2026 4:50 AM View: Mann-Whitney
Plant Wansley Client: Southern Company Data: Wansley Landfill

Sanitas™ v.10.1.06 Software licensed to Groundwater Stats Consulting. UG
Hollow symbols indicate censored values.

## Mann-Whitney (Wilcoxon Rank Sum)

GWC-34

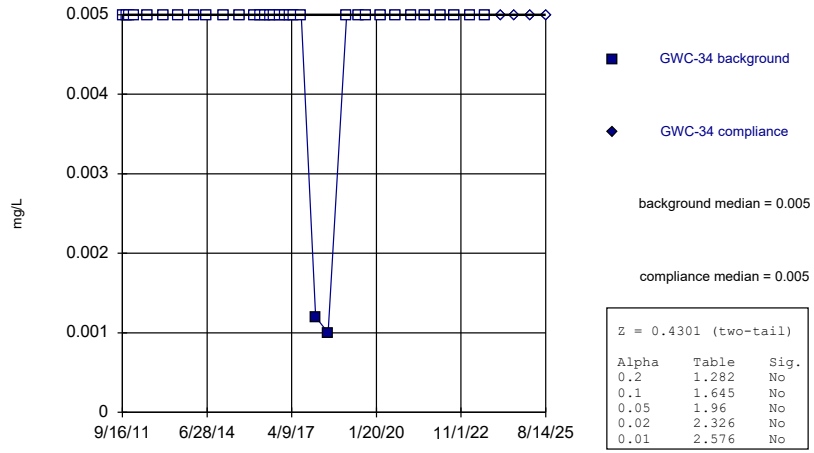


Z = 0.4301 (two-tail)

| Alpha | Table | Sig. |
|---|---|---|
| 0.2 | 1.282 | No |
| 0.1 | 1.645 | No |
| 0.05 | 1.96 | No |
| 0.02 | 2.326 | No |
| 0.01 | 2.576 | No |

Constituent: Arsenic Analysis Run 3/31/2026 4:50 AM View: Mann-Whitney
Plant Wansley Client: Southern Company Data: Wansley Landfill

Sanitas™ v.10.1.06 Software licensed to Groundwater Stats Consulting. UG
Hollow symbols indicate censored values.

## Mann-Whitney (Wilcoxon Rank Sum)

GWC-35

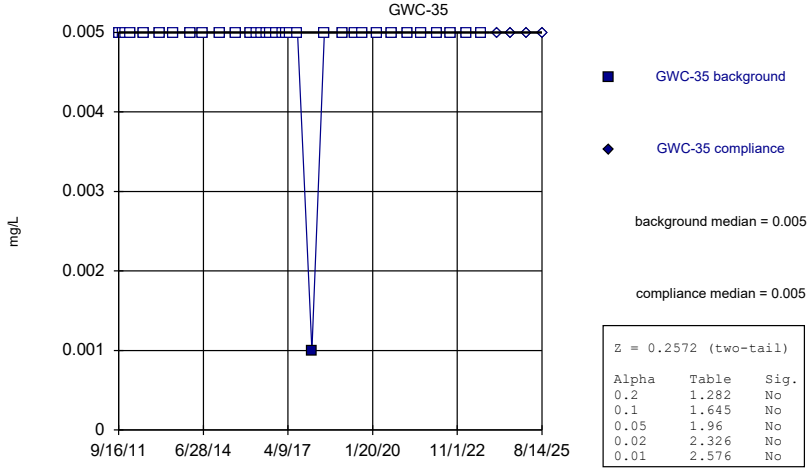


Z = 0.2572 (two-tail)

| Alpha | Table | Sig. |
|---|---|---|
| 0.2 | 1.282 | No |
| 0.1 | 1.645 | No |
| 0.05 | 1.96 | No |
| 0.02 | 2.326 | No |
| 0.01 | 2.576 | No |

Constituent: Arsenic Analysis Run 3/31/2026 4:50 AM View: Mann-Whitney
Plant Wansley Client: Southern Company Data: Wansley Landfill

Sanitas™ v.10.1.06 Software licensed to Groundwater Stats Consulting. UG

## Mann-Whitney (Wilcoxon Rank Sum)

GWA-1 (bg)

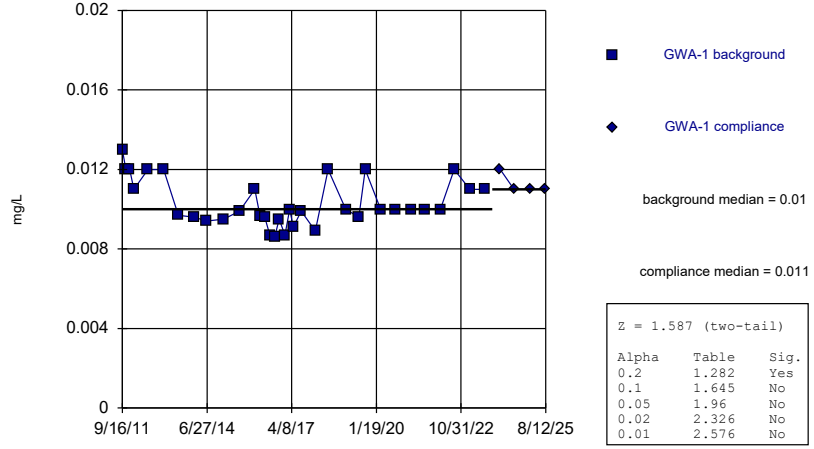


Z = 1.587 (two-tail)

| Alpha | Table | Sig. |
|---|---|---|
| 0.2 | 1.282 | Yes |
| 0.1 | 1.645 | No |
| 0.05 | 1.96 | No |
| 0.02 | 2.326 | No |
| 0.01 | 2.576 | No |

Constituent: Barium Analysis Run 3/31/2026 4:50 AM View: Mann-Whitney
Plant Wansley Client: Southern Company Data: Wansley Landfill

Sanitas™ v.10.1.06 Software licensed to Groundwater Stats Consulting. UG

## Mann-Whitney (Wilcoxon Rank Sum)

GWA-2 (bg)

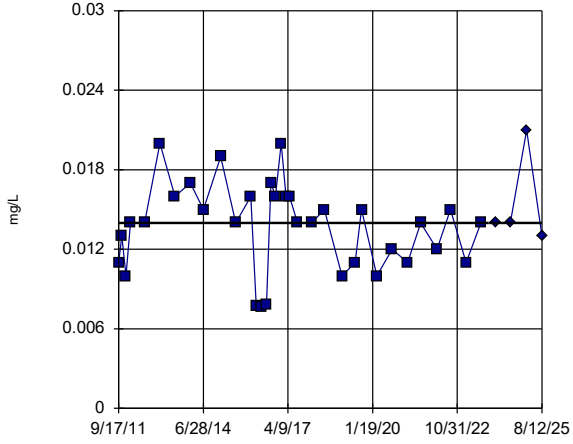


GWA-2 background

GWA-2 compliance

background median = 0.014

compliance median = 0.014

```
Z = 0.5281 (two-tail)

Alpha     Table     Sig.
0.2       1.282     No
0.1       1.645     No
0.05      1.96      No
0.02      2.326     No
0.01      2.576     No
```

Constituent: Barium  Analysis Run 3/31/2026 4:50 AM  View: Mann-Whitney

Plant Wansley  Client: Southern Company  Data: Wansley Landfill

Sanitas™ v.10.1.06 Software licensed to Groundwater Stats Consulting. UG

## Mann-Whitney (Wilcoxon Rank Sum)

GWA-4 (bg)

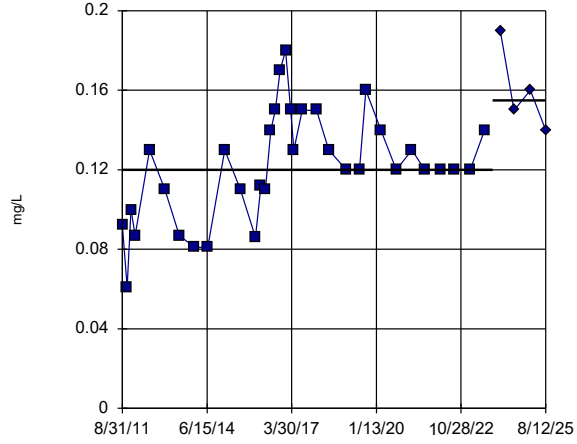


GWA-4 background

GWA-4 compliance

background median = 0.12

compliance median = 0.155

```
Z = 2.465 (two-tail)

Alpha     Table     Sig.
0.2       1.282     Yes
0.1       1.645     Yes
0.05      1.96      Yes
0.02      2.326     Yes
0.01      2.576     No
```

Constituent: Barium  Analysis Run 3/31/2026 4:50 AM  View: Mann-Whitney

Plant Wansley  Client: Southern Company  Data: Wansley Landfill

Sanitas™ v.10.1.06 Software licensed to Groundwater Stats Consulting. UG

Hollow symbols indicate censored values.

## Mann-Whitney (Wilcoxon Rank Sum)

GWA-28 (bg)

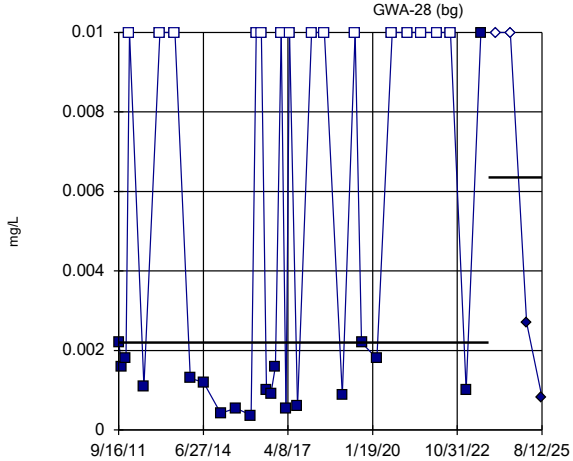


GWA-28 background

GWA-28 compliance

background median = 0.0022

compliance median = 0.00635

```
Z = 0.2742 (two-tail)

Alpha     Table     Sig.
0.2       1.282     No
0.1       1.645     No
0.05      1.96      No
0.02      2.326     No
0.01      2.576     No
```

Constituent: Barium  Analysis Run 3/31/2026 4:50 AM  View: Mann-Whitney

Plant Wansley  Client: Southern Company  Data: Wansley Landfill

Sanitas™ v.10.1.06 Software licensed to Groundwater Stats Consulting. UG

Hollow symbols indicate censored values.

## Mann-Whitney (Wilcoxon Rank Sum)

GWA-29 (bg)

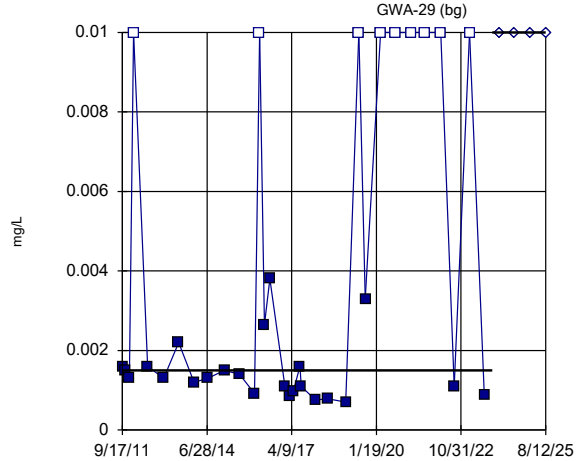


GWA-29 background

GWA-29 compliance

background median = 0.0015

compliance median = 0.01

```
Z = 2.377 (two-tail)

Alpha     Table     Sig.
0.2       1.282     Yes
0.1       1.645     Yes
0.05      1.96      Yes
0.02      2.326     Yes
0.01      2.576     No
```

Constituent: Barium  Analysis Run 3/31/2026 4:50 AM  View: Mann-Whitney

Plant Wansley  Client: Southern Company  Data: Wansley Landfill

Sanitas™ v.10.1.06 Software licensed to Groundwater Stats Consulting. UG

## Mann-Whitney (Wilcoxon Rank Sum)

GWC-5

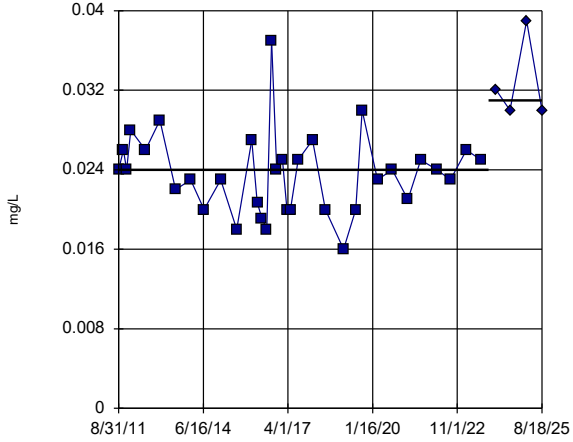


GWC-5 background

GWC-5 compliance

background median = 0.024

compliance median = 0.031

Z = 3.032 (two-tail)

| Alpha | Table | Sig. |
|---|---|---|
| 0.2 | 1.282 | Yes |
| 0.1 | 1.645 | Yes |
| 0.05 | 1.96 | Yes |
| 0.02 | 2.326 | Yes |
| 0.01 | 2.576 | Yes |

Constituent: Barium Analysis Run 3/31/2026 4:50 AM View: Mann-Whitney

Plant Wansley Client: Southern Company Data: Wansley Landfill

Sanitas™ v.10.1.06 Software licensed to Groundwater Stats Consulting. UG

## Mann-Whitney (Wilcoxon Rank Sum)

GWC-6

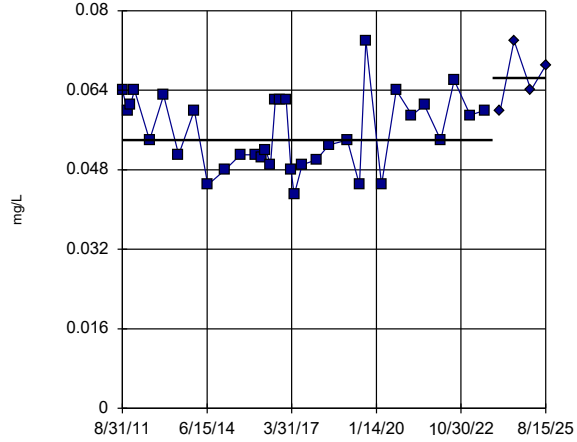


GWC-6 background

GWC-6 compliance

background median = 0.054

compliance median = 0.0665

Z = 2.384 (two-tail)

| Alpha | Table | Sig. |
|---|---|---|
| 0.2 | 1.282 | Yes |
| 0.1 | 1.645 | Yes |
| 0.05 | 1.96 | Yes |
| 0.02 | 2.326 | Yes |
| 0.01 | 2.576 | No |

Constituent: Barium Analysis Run 3/31/2026 4:50 AM View: Mann-Whitney

Plant Wansley Client: Southern Company Data: Wansley Landfill

Sanitas™ v.10.1.06 Software licensed to Groundwater Stats Consulting. UG

## Mann-Whitney (Wilcoxon Rank Sum)

GWC-7

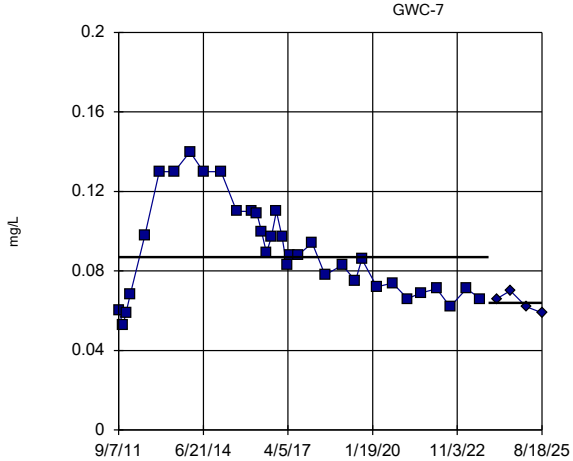


GWC-7 background

GWC-7 compliance

background median = 0.087

compliance median = 0.064

Z = -2.405 (two-tail)

| Alpha | Table | Sig. |
|---|---|---|
| 0.2 | 1.282 | Yes |
| 0.1 | 1.645 | Yes |
| 0.05 | 1.96 | Yes |
| 0.02 | 2.326 | Yes |
| 0.01 | 2.576 | No |

Constituent: Barium Analysis Run 3/31/2026 4:50 AM View: Mann-Whitney

Plant Wansley Client: Southern Company Data: Wansley Landfill

Sanitas™ v.10.1.06 Software licensed to Groundwater Stats Consulting. UG

## Mann-Whitney (Wilcoxon Rank Sum)

GWC-8

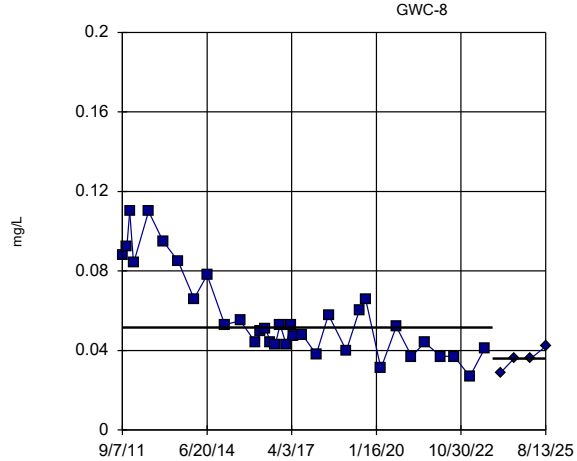


GWC-8 background

GWC-8 compliance

background median = 0.0515

compliance median = 0.036

Z = -2.642 (two-tail)

| Alpha | Table | Sig. |
|---|---|---|
| 0.2 | 1.282 | Yes |
| 0.1 | 1.645 | Yes |
| 0.05 | 1.96 | Yes |
| 0.02 | 2.326 | Yes |
| 0.01 | 2.576 | Yes |

Constituent: Barium Analysis Run 3/31/2026 4:50 AM View: Mann-Whitney

Plant Wansley Client: Southern Company Data: Wansley Landfill

Sanitas™ v.10.1.06 Software licensed to Groundwater Stats Consulting. UG

## Mann-Whitney (Wilcoxon Rank Sum)

GWC-9

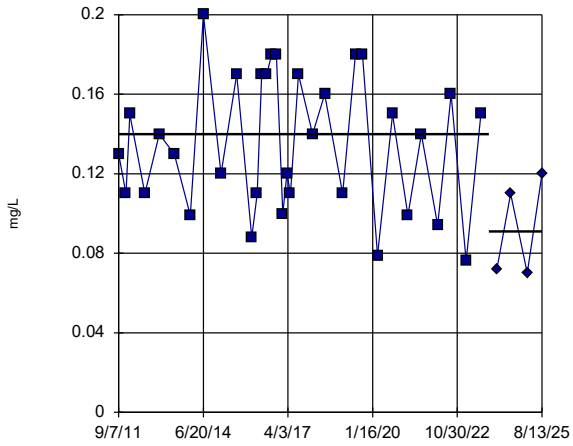


GWC-9 background

GWC-9 compliance

background median = 0.14

compliance median = 0.091

```
Z = -2.161 (two-tail)

Alpha     Table     Sig.
0.2       1.282     Yes
0.1       1.645     Yes
0.05      1.96      Yes
0.02      2.326     No
0.01      2.576     No
```

Constituent: Barium  Analysis Run 3/31/2026 4:50 AM  View: Mann-Whitney
Plant Wansley  Client: Southern Company  Data: Wansley Landfill

Sanitas™ v.10.1.06 Software licensed to Groundwater Stats Consulting. UG

## Mann-Whitney (Wilcoxon Rank Sum)

GWC-10

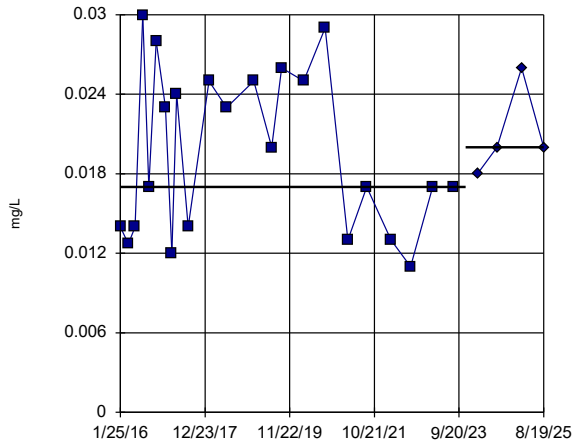


GWC-10 background

GWC-10 compliance

background median = 0.017

compliance median = 0.02

```
Z = 0.6851 (two-tail)

Alpha     Table     Sig.
0.2       1.282     No
0.1       1.645     No
0.05      1.96      No
0.02      2.326     No
0.01      2.576     No
```

Constituent: Barium  Analysis Run 3/31/2026 4:50 AM  View: Mann-Whitney
Plant Wansley  Client: Southern Company  Data: Wansley Landfill

Sanitas™ v.10.1.06 Software licensed to Groundwater Stats Consulting. UG

## Mann-Whitney (Wilcoxon Rank Sum)

GWC-11

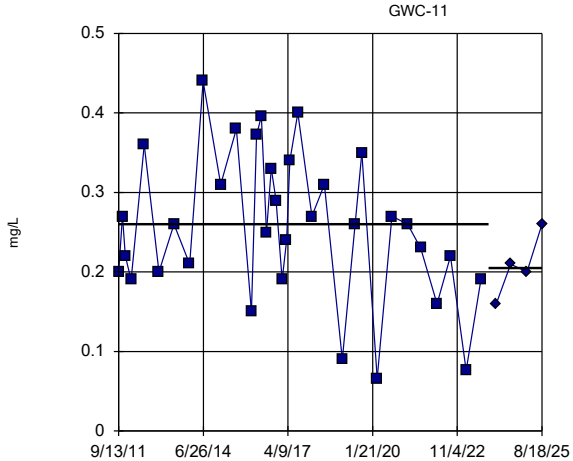


GWC-11 background

GWC-11 compliance

background median = 0.26

compliance median = 0.205

```
Z = -1.286 (two-tail)

Alpha     Table     Sig.
0.2       1.282     Yes
0.1       1.645     No
0.05      1.96      No
0.02      2.326     No
0.01      2.576     No
```

Constituent: Barium  Analysis Run 3/31/2026 4:50 AM  View: Mann-Whitney
Plant Wansley  Client: Southern Company  Data: Wansley Landfill

Sanitas™ v.10.1.06 Software licensed to Groundwater Stats Consulting. UG

## Mann-Whitney (Wilcoxon Rank Sum)

GWC-12

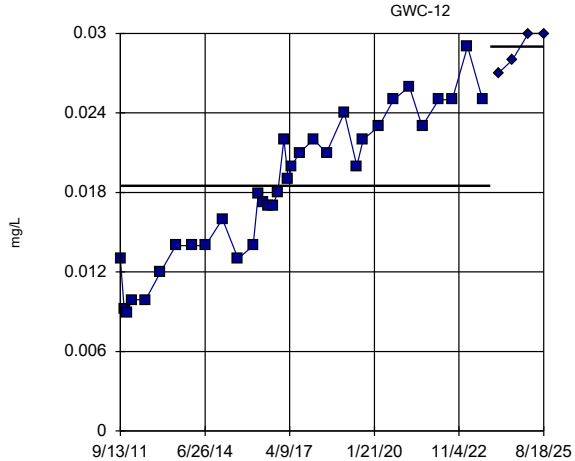


GWC-12 background

GWC-12 compliance

background median = 0.0185

compliance median = 0.029

```
Z = 3.121 (two-tail)

Alpha     Table     Sig.
0.2       1.282     Yes
0.1       1.645     Yes
0.05      1.96      Yes
0.02      2.326     Yes
0.01      2.576     Yes
```

Constituent: Barium  Analysis Run 3/31/2026 4:51 AM  View: Mann-Whitney
Plant Wansley  Client: Southern Company  Data: Wansley Landfill

Sanitas™ v.10.1.06 Software licensed to Groundwater Stats Consulting. UG

## Mann-Whitney (Wilcoxon Rank Sum)

GWC-13

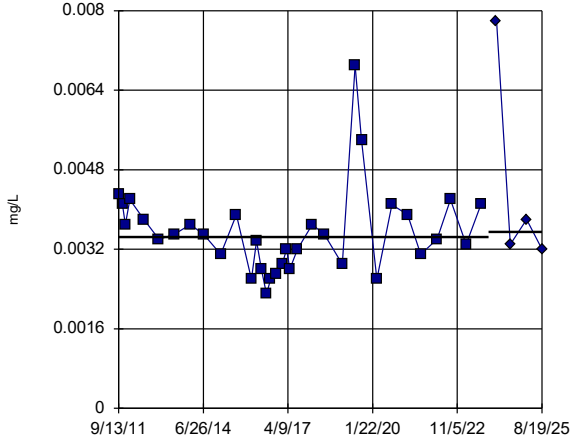


GWC-13 background

GWC-13 compliance

background median = 0.00345

compliance median = 0.00355

```
Z = 0.6908 (two-tail)

Alpha     Table     Sig.
0.2       1.282     No
0.1       1.645     No
0.05      1.96      No
0.02      2.326     No
0.01      2.576     No
```

Constituent: Barium  Analysis Run 3/31/2026 4:51 AM  View: Mann-Whitney
Plant Wansley  Client: Southern Company  Data: Wansley Landfill

Sanitas™ v.10.1.06 Software licensed to Groundwater Stats Consulting. UG

## Mann-Whitney (Wilcoxon Rank Sum)

GWC-14

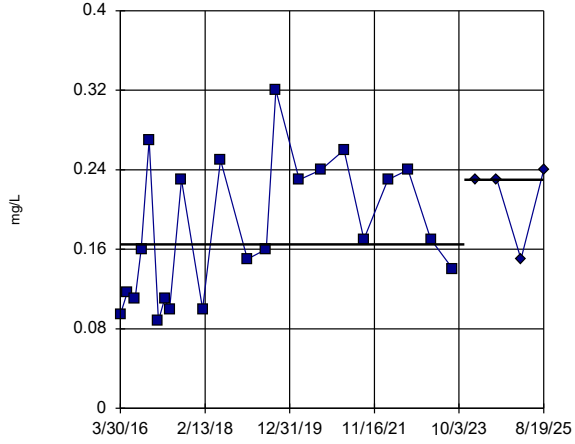


GWC-14 background

GWC-14 compliance

background median = 0.165

compliance median = 0.23

```
Z = 0.7142 (two-tail)

Alpha     Table     Sig.
0.2       1.282     No
0.1       1.645     No
0.05      1.96      No
0.02      2.326     No
0.01      2.576     No
```

Constituent: Barium  Analysis Run 3/31/2026 4:51 AM  View: Mann-Whitney
Plant Wansley  Client: Southern Company  Data: Wansley Landfill

Sanitas™ v.10.1.06 Software licensed to Groundwater Stats Consulting. UG

## Mann-Whitney (Wilcoxon Rank Sum)

GWC-15

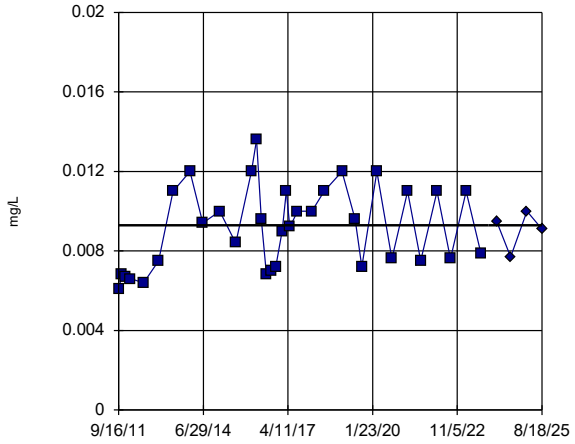


GWC-15 background

GWC-15 compliance

background median = 0.0093

compliance median = 0.0093

```
Z = 0 (two-tail)

Alpha     Table     Sig.
0.2       1.282     No
0.1       1.645     No
0.05      1.96      No
0.02      2.326     No
0.01      2.576     No
```

Constituent: Barium  Analysis Run 3/31/2026 4:51 AM  View: Mann-Whitney
Plant Wansley  Client: Southern Company  Data: Wansley Landfill

Sanitas™ v.10.1.06 Software licensed to Groundwater Stats Consulting. UG

## Mann-Whitney (Wilcoxon Rank Sum)

GWC-16

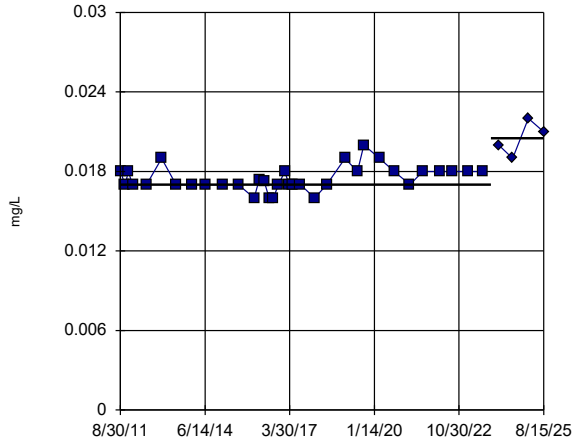


GWC-16 background

GWC-16 compliance

background median = 0.017

compliance median = 0.0205

```
Z = 3.182 (two-tail)

Alpha     Table     Sig.
0.2       1.282     Yes
0.1       1.645     Yes
0.05      1.96      Yes
0.02      2.326     Yes
0.01      2.576     Yes
```

Constituent: Barium  Analysis Run 3/31/2026 4:51 AM  View: Mann-Whitney
Plant Wansley  Client: Southern Company  Data: Wansley Landfill

Sanitas™ v.10.1.06 Software licensed to Groundwater Stats Consulting. UG

## Mann-Whitney (Wilcoxon Rank Sum)

GWC-17

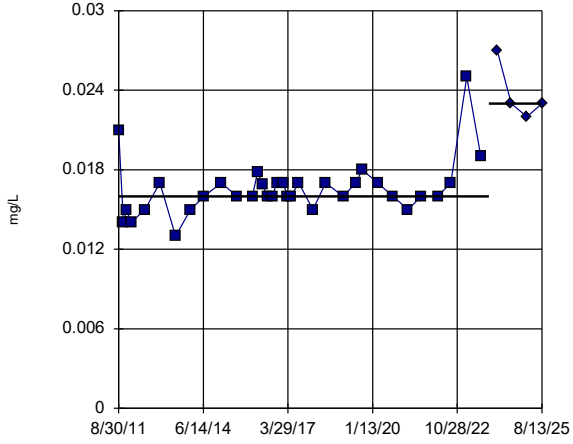


GWC-17 background

GWC-17 compliance

background median = 0.016

compliance median = 0.023

Z = 3.131 (two-tail)

| Alpha | Table | Sig. |
|---|---|---|
| 0.2 | 1.282 | Yes |
| 0.1 | 1.645 | Yes |
| 0.05 | 1.96 | Yes |
| 0.02 | 2.326 | Yes |
| 0.01 | 2.576 | Yes |

Constituent: Barium Analysis Run 3/31/2026 4:51 AM View: Mann-Whitney

Plant Wansley Client: Southern Company Data: Wansley Landfill

Sanitas™ v.10.1.06 Software licensed to Groundwater Stats Consulting. UG

## Mann-Whitney (Wilcoxon Rank Sum)

GWC-18

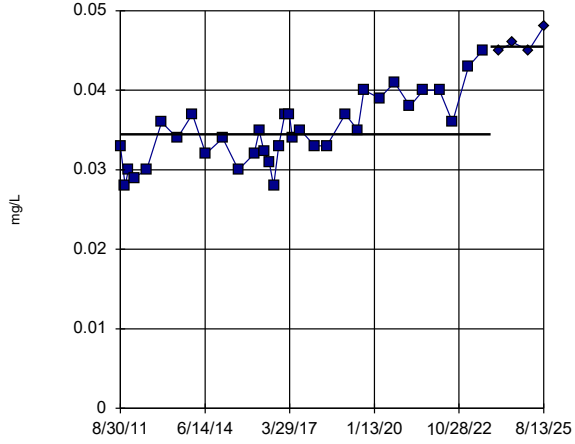


GWC-18 background

GWC-18 compliance

background median = 0.03445

compliance median = 0.0455

Z = 3.17 (two-tail)

| Alpha | Table | Sig. |
|---|---|---|
| 0.2 | 1.282 | Yes |
| 0.1 | 1.645 | Yes |
| 0.05 | 1.96 | Yes |
| 0.02 | 2.326 | Yes |
| 0.01 | 2.576 | Yes |

Constituent: Barium Analysis Run 3/31/2026 4:51 AM View: Mann-Whitney

Plant Wansley Client: Southern Company Data: Wansley Landfill

Sanitas™ v.10.1.06 Software licensed to Groundwater Stats Consulting. UG

## Mann-Whitney (Wilcoxon Rank Sum)

GWC-19

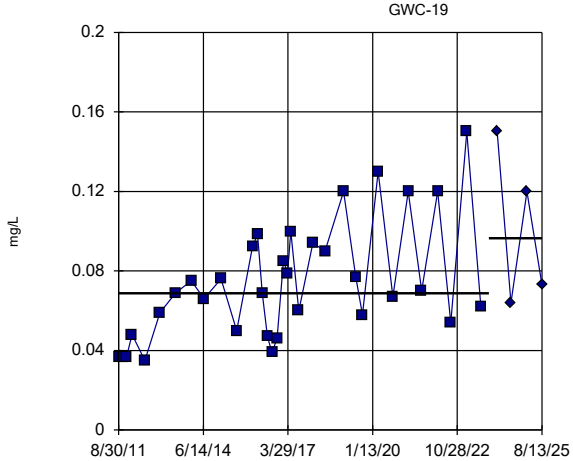


GWC-19 background

GWC-19 compliance

background median = 0.06885

compliance median = 0.0965

Z = 1.357 (two-tail)

| Alpha | Table | Sig. |
|---|---|---|
| 0.2 | 1.282 | Yes |
| 0.1 | 1.645 | No |
| 0.05 | 1.96 | No |
| 0.02 | 2.326 | No |
| 0.01 | 2.576 | No |

Constituent: Barium Analysis Run 3/31/2026 4:51 AM View: Mann-Whitney

Plant Wansley Client: Southern Company Data: Wansley Landfill

Sanitas™ v.10.1.06 Software licensed to Groundwater Stats Consulting. UG

## Mann-Whitney (Wilcoxon Rank Sum)

GWC-20

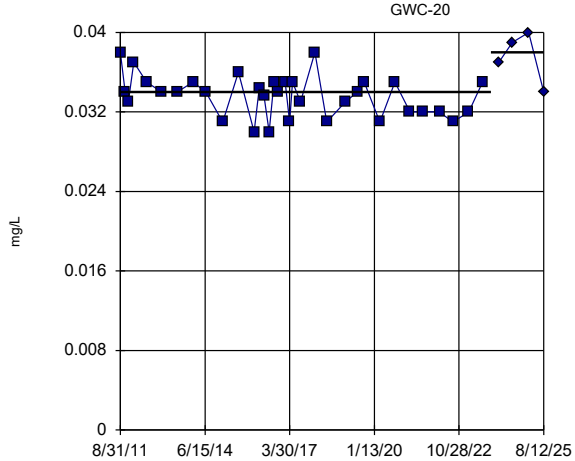


GWC-20 background

GWC-20 compliance

background median = 0.034

compliance median = 0.038

Z = 2.354 (two-tail)

| Alpha | Table | Sig. |
|---|---|---|
| 0.2 | 1.282 | Yes |
| 0.1 | 1.645 | Yes |
| 0.05 | 1.96 | Yes |
| 0.02 | 2.326 | Yes |
| 0.01 | 2.576 | No |

Constituent: Barium Analysis Run 3/31/2026 4:51 AM View: Mann-Whitney

Plant Wansley Client: Southern Company Data: Wansley Landfill

Sanitas™ v.10.1.06 Software licensed to Groundwater Stats Consulting. UG

## Mann-Whitney (Wilcoxon Rank Sum)

GWC-21

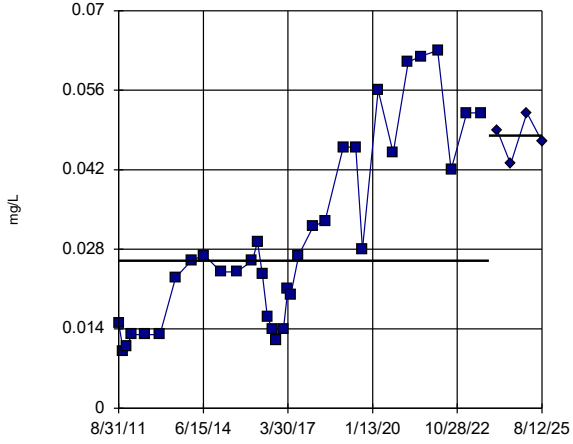


GWC-21 background

GWC-21 compliance

background median = 0.026

compliance median = 0.048

Z = 1.975 (two-tail)

| Alpha | Table | Sig. |
|---|---|---|
| 0.2 | 1.282 | Yes |
| 0.1 | 1.645 | Yes |
| 0.05 | 1.96 | Yes |
| 0.02 | 2.326 | No |
| 0.01 | 2.576 | No |

Constituent: Barium Analysis Run 3/31/2026 4:51 AM View: Mann-Whitney

Plant Wansley Client: Southern Company Data: Wansley Landfill

Sanitas™ v.10.1.06 Software licensed to Groundwater Stats Consulting. UG

## Mann-Whitney (Wilcoxon Rank Sum)

GWC-22

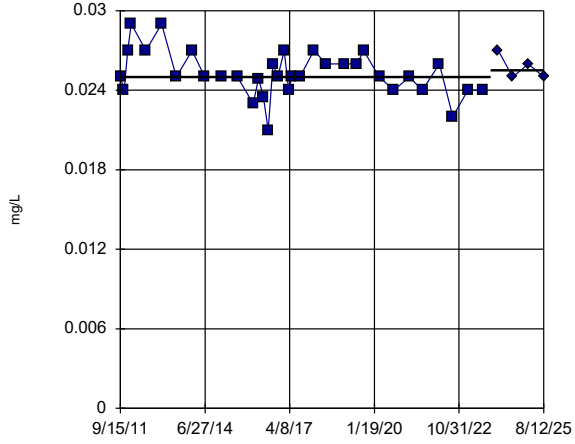


GWC-22 background

GWC-22 compliance

background median = 0.025

compliance median = 0.0255

Z = 0.7788 (two-tail)

| Alpha | Table | Sig. |
|---|---|---|
| 0.2 | 1.282 | No |
| 0.1 | 1.645 | No |
| 0.05 | 1.96 | No |
| 0.02 | 2.326 | No |
| 0.01 | 2.576 | No |

Constituent: Barium Analysis Run 3/31/2026 4:51 AM View: Mann-Whitney

Plant Wansley Client: Southern Company Data: Wansley Landfill

Sanitas™ v.10.1.06 Software licensed to Groundwater Stats Consulting. UG

## Mann-Whitney (Wilcoxon Rank Sum)

GWC-23

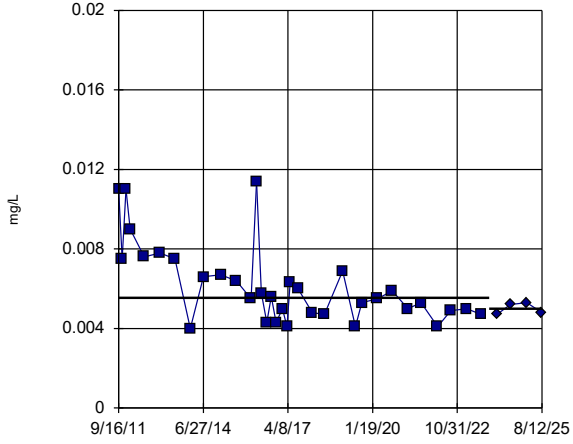


GWC-23 background

GWC-23 compliance

background median = 0.00555

compliance median = 0.005

Z = -1.238 (two-tail)

| Alpha | Table | Sig. |
|---|---|---|
| 0.2 | 1.282 | No |
| 0.1 | 1.645 | No |
| 0.05 | 1.96 | No |
| 0.02 | 2.326 | No |
| 0.01 | 2.576 | No |

Constituent: Barium Analysis Run 3/31/2026 4:51 AM View: Mann-Whitney

Plant Wansley Client: Southern Company Data: Wansley Landfill

Sanitas™ v.10.1.06 Software licensed to Groundwater Stats Consulting. UG

## Mann-Whitney (Wilcoxon Rank Sum)

GWC-24

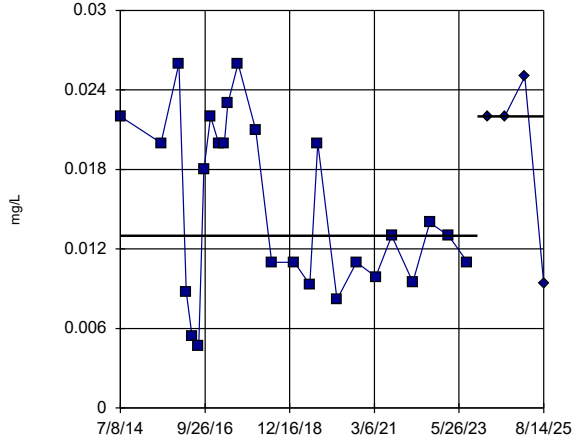


GWC-24 background

GWC-24 compliance

background median = 0.013

compliance median = 0.022

Z = 1.238 (two-tail)

| Alpha | Table | Sig. |
|---|---|---|
| 0.2 | 1.282 | No |
| 0.1 | 1.645 | No |
| 0.05 | 1.96 | No |
| 0.02 | 2.326 | No |
| 0.01 | 2.576 | No |

Constituent: Barium Analysis Run 3/31/2026 4:51 AM View: Mann-Whitney

Plant Wansley Client: Southern Company Data: Wansley Landfill

Sanitas™ v.10.1.06 Software licensed to Groundwater Stats Consulting. UG

## Mann-Whitney (Wilcoxon Rank Sum)

GWC-25

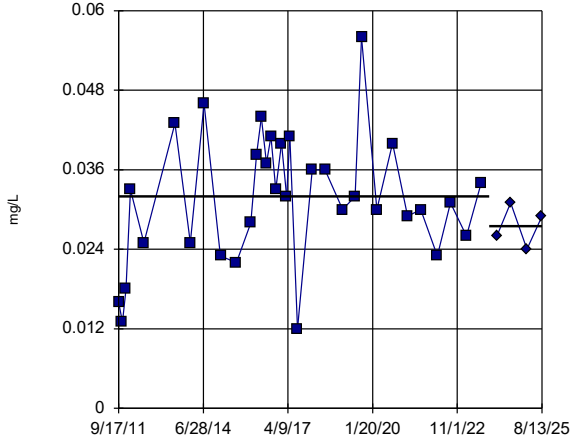


GWC-25 background

GWC-25 compliance

background median = 0.032

compliance median = 0.0275

Z = -1.126 (two-tail)

| Alpha | Table | Sig. |
|---|---|---|
| 0.2 | 1.282 | No |
| 0.1 | 1.645 | No |
| 0.05 | 1.96 | No |
| 0.02 | 2.326 | No |
| 0.01 | 2.576 | No |

Constituent: Barium Analysis Run 3/31/2026 4:51 AM View: Mann-Whitney

Plant Wansley Client: Southern Company Data: Wansley Landfill

Sanitas™ v.10.1.06 Software licensed to Groundwater Stats Consulting. UG

## Mann-Whitney (Wilcoxon Rank Sum)

GWC-26

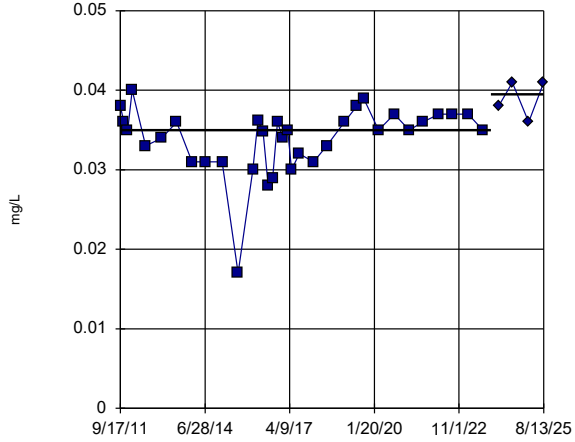


GWC-26 background

GWC-26 compliance

background median = 0.035

compliance median = 0.0395

Z = 2.532 (two-tail)

| Alpha | Table | Sig. |
|---|---|---|
| 0.2 | 1.282 | Yes |
| 0.1 | 1.645 | Yes |
| 0.05 | 1.96 | Yes |
| 0.02 | 2.326 | Yes |
| 0.01 | 2.576 | No |

Constituent: Barium Analysis Run 3/31/2026 4:51 AM View: Mann-Whitney

Plant Wansley Client: Southern Company Data: Wansley Landfill

Sanitas™ v.10.1.06 Software licensed to Groundwater Stats Consulting. UG

## Mann-Whitney (Wilcoxon Rank Sum)

GWC-27

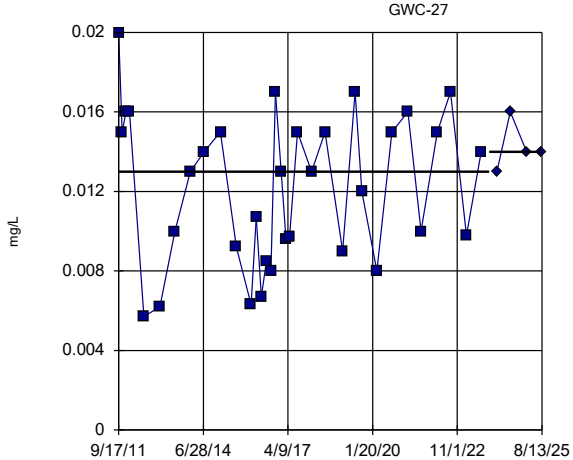


GWC-27 background

GWC-27 compliance

background median = 0.013

compliance median = 0.014

Z = 0.8356 (two-tail)

| Alpha | Table | Sig. |
|---|---|---|
| 0.2 | 1.282 | No |
| 0.1 | 1.645 | No |
| 0.05 | 1.96 | No |
| 0.02 | 2.326 | No |
| 0.01 | 2.576 | No |

Constituent: Barium Analysis Run 3/31/2026 4:51 AM View: Mann-Whitney

Plant Wansley Client: Southern Company Data: Wansley Landfill

Sanitas™ v.10.1.06 Software licensed to Groundwater Stats Consulting. UG

## Mann-Whitney (Wilcoxon Rank Sum)

GWC-30

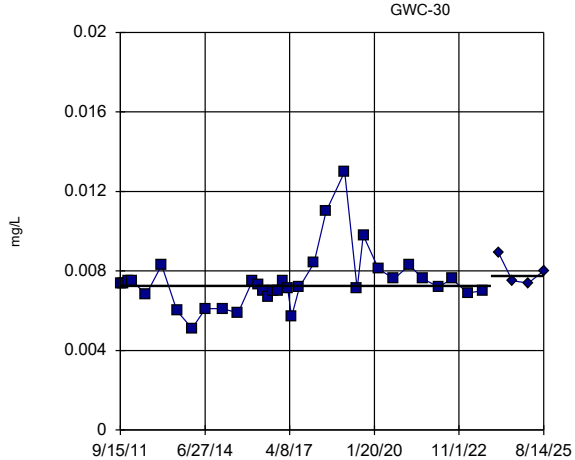


GWC-30 background

GWC-30 compliance

background median = 0.007255

compliance median = 0.00775

Z = 1.454 (two-tail)

| Alpha | Table | Sig. |
|---|---|---|
| 0.2 | 1.282 | Yes |
| 0.1 | 1.645 | No |
| 0.05 | 1.96 | No |
| 0.02 | 2.326 | No |
| 0.01 | 2.576 | No |

Constituent: Barium Analysis Run 3/31/2026 4:51 AM View: Mann-Whitney

Plant Wansley Client: Southern Company Data: Wansley Landfill

Sanitas™ v.10.1.06 Software licensed to Groundwater Stats Consulting. UG
Hollow symbols indicate censored values.

## Mann-Whitney (Wilcoxon Rank Sum)

GWC-31

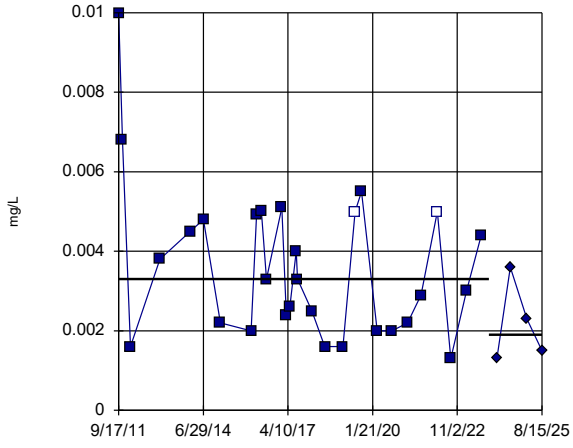


GWC-31 background

GWC-31 compliance

background median = 0.0033

compliance median = 0.0019

Z = -1.767 (two-tail)

| Alpha | Table | Sig. |
|---|---|---|
| 0.2 | 1.282 | Yes |
| 0.1 | 1.645 | Yes |
| 0.05 | 1.96 | No |
| 0.02 | 2.326 | No |
| 0.01 | 2.576 | No |

Constituent: Barium Analysis Run 3/31/2026 4:51 AM View: Mann-Whitney
Plant Wansley Client: Southern Company Data: Wansley Landfill

Sanitas™ v.10.1.06 Software licensed to Groundwater Stats Consulting. UG
Hollow symbols indicate censored values.

## Mann-Whitney (Wilcoxon Rank Sum)

GWC-32

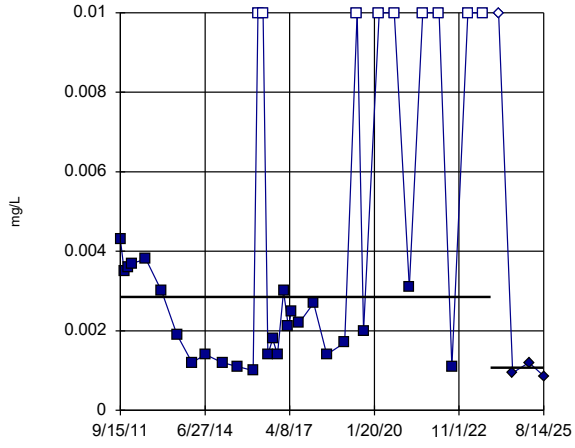


GWC-32 background

GWC-32 compliance

background median = 0.00285

compliance median = 0.00107

Z = -1.682 (two-tail)

| Alpha | Table | Sig. |
|---|---|---|
| 0.2 | 1.282 | Yes |
| 0.1 | 1.645 | Yes |
| 0.05 | 1.96 | No |
| 0.02 | 2.326 | No |
| 0.01 | 2.576 | No |

Constituent: Barium Analysis Run 3/31/2026 4:51 AM View: Mann-Whitney
Plant Wansley Client: Southern Company Data: Wansley Landfill

Sanitas™ v.10.1.06 Software licensed to Groundwater Stats Consulting. UG
Hollow symbols indicate censored values.

## Mann-Whitney (Wilcoxon Rank Sum)

GWC-33

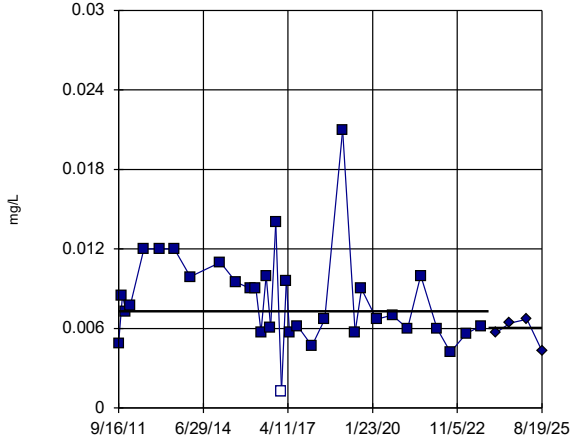


GWC-33 background

GWC-33 compliance

background median = 0.0073

compliance median = 0.00605

Z = -1.542 (two-tail)

| Alpha | Table | Sig. |
|---|---|---|
| 0.2 | 1.282 | Yes |
| 0.1 | 1.645 | No |
| 0.05 | 1.96 | No |
| 0.02 | 2.326 | No |
| 0.01 | 2.576 | No |

Constituent: Barium Analysis Run 3/31/2026 4:51 AM View: Mann-Whitney
Plant Wansley Client: Southern Company Data: Wansley Landfill

Sanitas™ v.10.1.06 Software licensed to Groundwater Stats Consulting. UG

## Mann-Whitney (Wilcoxon Rank Sum)

GWC-34

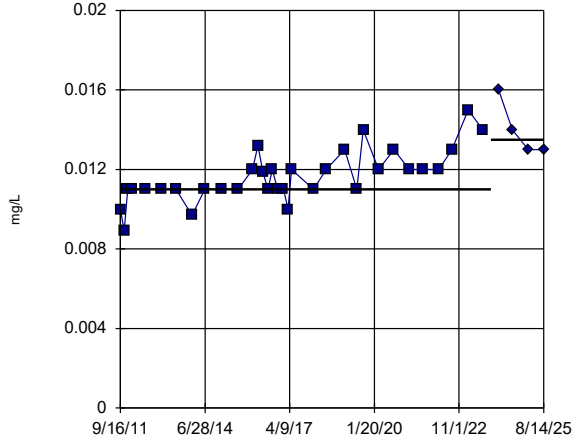


GWC-34 background

GWC-34 compliance

background median = 0.011

compliance median = 0.0135

Z = 2.643 (two-tail)

| Alpha | Table | Sig. |
|---|---|---|
| 0.2 | 1.282 | Yes |
| 0.1 | 1.645 | Yes |
| 0.05 | 1.96 | Yes |
| 0.02 | 2.326 | Yes |
| 0.01 | 2.576 | Yes |

Constituent: Barium Analysis Run 3/31/2026 4:51 AM View: Mann-Whitney
Plant Wansley Client: Southern Company Data: Wansley Landfill

Sanitas™ v.10.1.06 Software licensed to Groundwater Stats Consulting. UG

## Mann-Whitney (Wilcoxon Rank Sum)

GWC-35

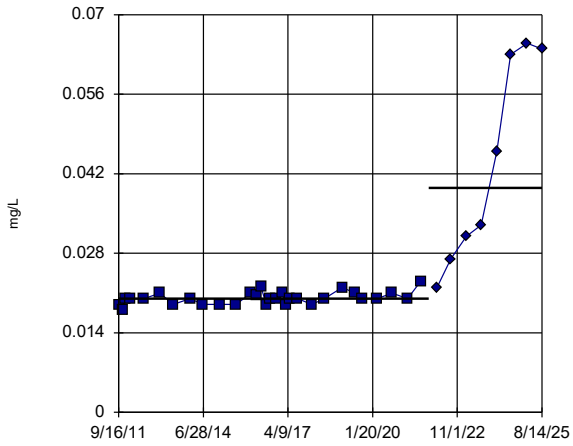


GWC-35 background

GWC-35 compliance

background median = 0.02

compliance median = 0.0395

Z = 4.282 (two-tail)

| Alpha | Table | Sig. |
|---|---|---|
| 0.2 | 1.282 | Yes |
| 0.1 | 1.645 | Yes |
| 0.05 | 1.96 | Yes |
| 0.02 | 2.326 | Yes |
| 0.01 | 2.576 | Yes |

Constituent: Barium Analysis Run 3/31/2026 4:51 AM View: Mann-Whitney

Plant Wansley Client: Southern Company Data: Wansley Landfill

Sanitas™ v.10.1.06 Software licensed to Groundwater Stats Consulting. UG

Hollow symbols indicate censored values.

## Mann-Whitney (Wilcoxon Rank Sum)

GWA-1 (bg)

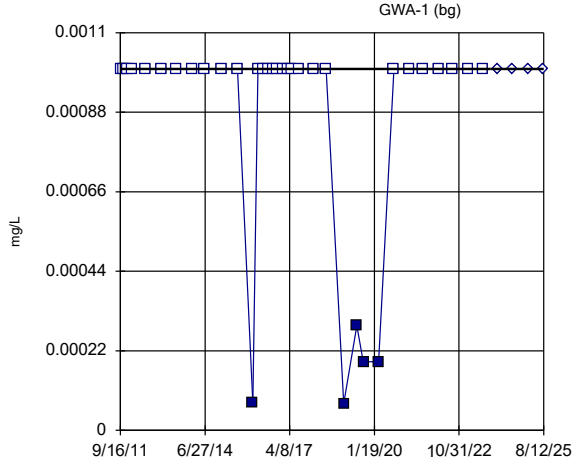


GWA-1 background

GWA-1 compliance

background median = 0.001

compliance median = 0.001

Z = 0.7692 (two-tail)

| Alpha | Table | Sig. |
|---|---|---|
| 0.2 | 1.282 | No |
| 0.1 | 1.645 | No |
| 0.05 | 1.96 | No |
| 0.02 | 2.326 | No |
| 0.01 | 2.576 | No |

Constituent: Beryllium Analysis Run 3/31/2026 4:51 AM View: Mann-Whitney

Plant Wansley Client: Southern Company Data: Wansley Landfill

Sanitas™ v.10.1.06 Software licensed to Groundwater Stats Consulting. UG

Hollow symbols indicate censored values.

## Mann-Whitney (Wilcoxon Rank Sum)

GWA-2 (bg)

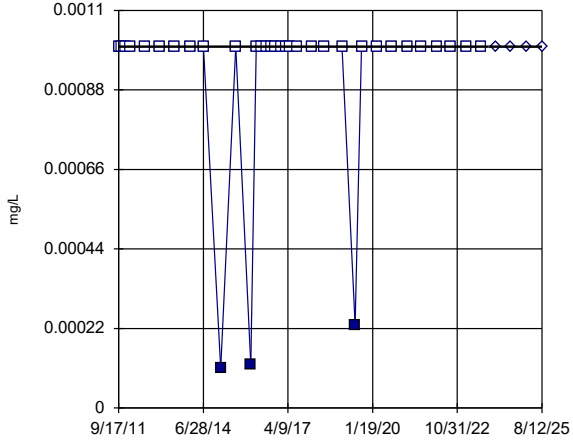


GWA-2 background

GWA-2 compliance

background median = 0.001

compliance median = 0.001

Z = 0.5594 (two-tail)

| Alpha | Table | Sig. |
|---|---|---|
| 0.2 | 1.282 | No |
| 0.1 | 1.645 | No |
| 0.05 | 1.96 | No |
| 0.02 | 2.326 | No |
| 0.01 | 2.576 | No |

Constituent: Beryllium Analysis Run 3/31/2026 4:51 AM View: Mann-Whitney

Plant Wansley Client: Southern Company Data: Wansley Landfill

Sanitas™ v.10.1.06 Software licensed to Groundwater Stats Consulting. UG

Hollow symbols indicate censored values.

## Mann-Whitney (Wilcoxon Rank Sum)

GWA-28 (bg)

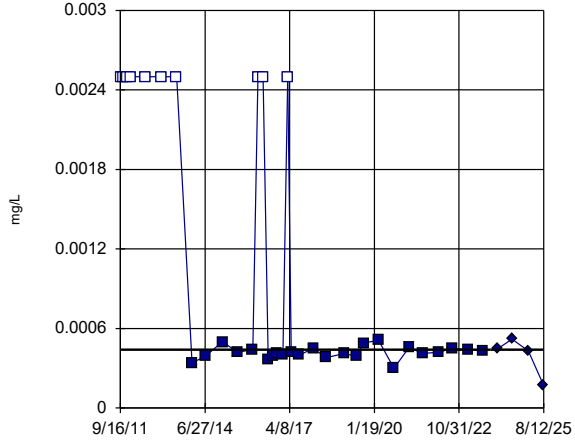


GWA-28 background

GWA-28 compliance

background median = 0.00044

compliance median = 0.00044

Z = -0.4805 (two-tail)

| Alpha | Table | Sig. |
|---|---|---|
| 0.2 | 1.282 | No |
| 0.1 | 1.645 | No |
| 0.05 | 1.96 | No |
| 0.02 | 2.326 | No |
| 0.01 | 2.576 | No |

Constituent: Beryllium Analysis Run 3/31/2026 4:51 AM View: Mann-Whitney

Plant Wansley Client: Southern Company Data: Wansley Landfill

Sanitas™ v.10.1.06 Software licensed to Groundwater Stats Consulting. UG
Hollow symbols indicate censored values.

## Mann-Whitney (Wilcoxon Rank Sum)

GWA-29 (bg)

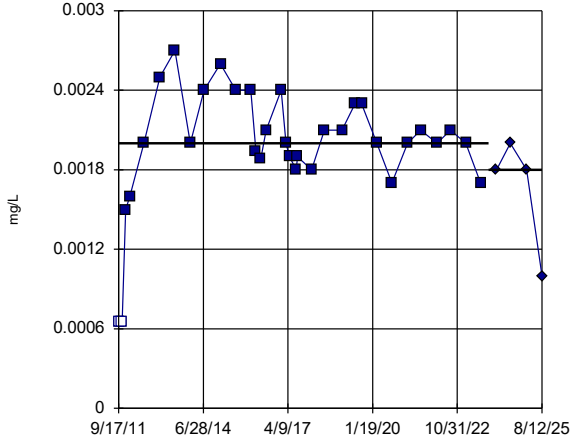


GWA-29 background

GWA-29 compliance

background median = 0.002

compliance median = 0.0018

Z = -1.725 (two-tail)

| Alpha | Table | Sig. |
|---|---|---|
| 0.2 | 1.282 | Yes |
| 0.1 | 1.645 | Yes |
| 0.05 | 1.96 | No |
| 0.02 | 2.326 | No |
| 0.01 | 2.576 | No |

Constituent: Beryllium Analysis Run 3/31/2026 4:51 AM View: Mann-Whitney
Plant Wansley Client: Southern Company Data: Wansley Landfill

Sanitas™ v.10.1.06 Software licensed to Groundwater Stats Consulting. UG
Hollow symbols indicate censored values.

## Mann-Whitney (Wilcoxon Rank Sum)

GWC-5

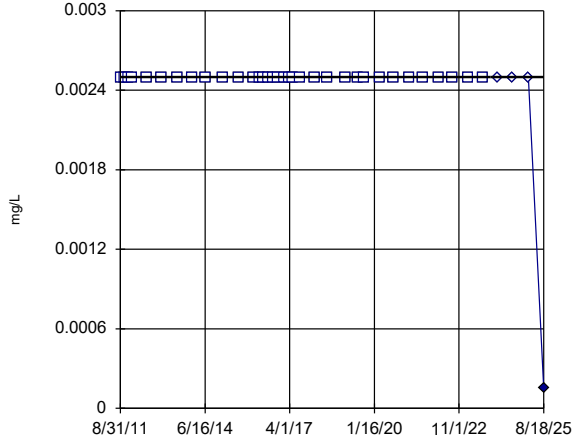


GWC-5 background

GWC-5 compliance

background median = 0.0025

compliance median = 0.0025

Z = -3.001 (two-tail)

| Alpha | Table | Sig. |
|---|---|---|
| 0.2 | 1.282 | Yes |
| 0.1 | 1.645 | Yes |
| 0.05 | 1.96 | Yes |
| 0.02 | 2.326 | Yes |
| 0.01 | 2.576 | Yes |

Constituent: Beryllium Analysis Run 3/31/2026 4:51 AM View: Mann-Whitney
Plant Wansley Client: Southern Company Data: Wansley Landfill

Sanitas™ v.10.1.06 Software licensed to Groundwater Stats Consulting. UG
Hollow symbols indicate censored values.

## Mann-Whitney (Wilcoxon Rank Sum)

GWC-6

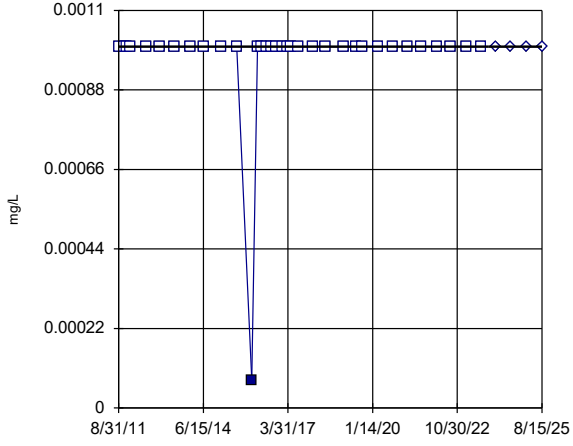


GWC-6 background

GWC-6 compliance

background median = 0.001

compliance median = 0.001

Z = 0.2572 (two-tail)

| Alpha | Table | Sig. |
|---|---|---|
| 0.2 | 1.282 | No |
| 0.1 | 1.645 | No |
| 0.05 | 1.96 | No |
| 0.02 | 2.326 | No |
| 0.01 | 2.576 | No |

Constituent: Beryllium Analysis Run 3/31/2026 4:51 AM View: Mann-Whitney
Plant Wansley Client: Southern Company Data: Wansley Landfill

Sanitas™ v.10.1.06 Software licensed to Groundwater Stats Consulting. UG
Hollow symbols indicate censored values.

## Mann-Whitney (Wilcoxon Rank Sum)

GWC-8

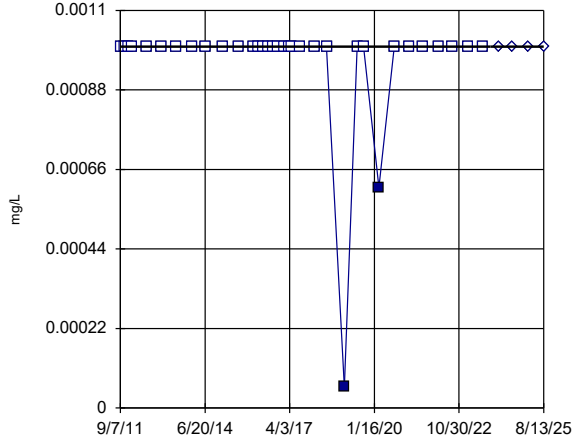


GWC-8 background

GWC-8 compliance

background median = 0.001

compliance median = 0.001

Z = 0.4301 (two-tail)

| Alpha | Table | Sig. |
|---|---|---|
| 0.2 | 1.282 | No |
| 0.1 | 1.645 | No |
| 0.05 | 1.96 | No |
| 0.02 | 2.326 | No |
| 0.01 | 2.576 | No |

Constituent: Beryllium Analysis Run 3/31/2026 4:51 AM View: Mann-Whitney
Plant Wansley Client: Southern Company Data: Wansley Landfill

Sanitas™ v.10.1.06 Software licensed to Groundwater Stats Consulting. UG
Hollow symbols indicate censored values.

## Mann-Whitney (Wilcoxon Rank Sum)

GWC-9

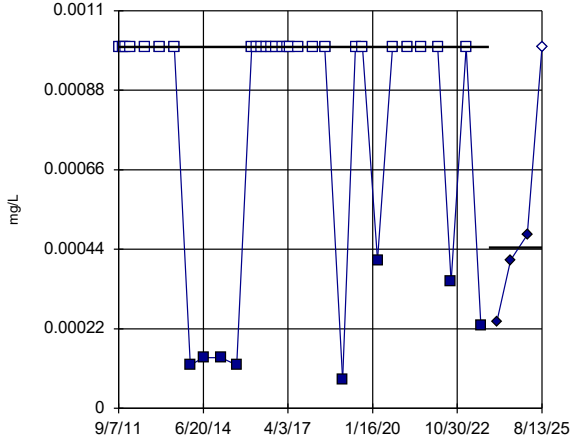


GWC-9 background

GWC-9 compliance

background median = 0.001

compliance median = 0.000445

Z = -1.544 (two-tail)

| Alpha | Table | Sig. |
|---|---|---|
| 0.2 | 1.282 | Yes |
| 0.1 | 1.645 | No |
| 0.05 | 1.96 | No |
| 0.02 | 2.326 | No |
| 0.01 | 2.576 | No |

Constituent: Beryllium Analysis Run 3/31/2026 4:51 AM View: Mann-Whitney
Plant Wansley Client: Southern Company Data: Wansley Landfill

Sanitas™ v.10.1.06 Software licensed to Groundwater Stats Consulting. UG
Hollow symbols indicate censored values.

## Mann-Whitney (Wilcoxon Rank Sum)

GWC-10

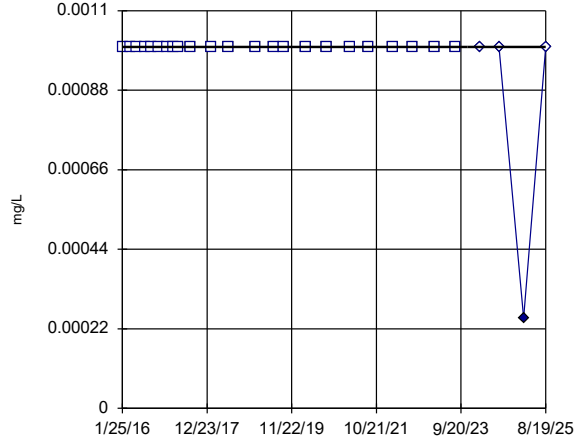


GWC-10 background

GWC-10 compliance

background median = 0.001

compliance median = 0.001

Z = -2.502 (two-tail)

| Alpha | Table | Sig. |
|---|---|---|
| 0.2 | 1.282 | Yes |
| 0.1 | 1.645 | Yes |
| 0.05 | 1.96 | Yes |
| 0.02 | 2.326 | Yes |
| 0.01 | 2.576 | No |

Constituent: Beryllium Analysis Run 3/31/2026 4:51 AM View: Mann-Whitney
Plant Wansley Client: Southern Company Data: Wansley Landfill

Sanitas™ v.10.1.06 Software licensed to Groundwater Stats Consulting. UG
Hollow symbols indicate censored values.

## Mann-Whitney (Wilcoxon Rank Sum)

GWC-11

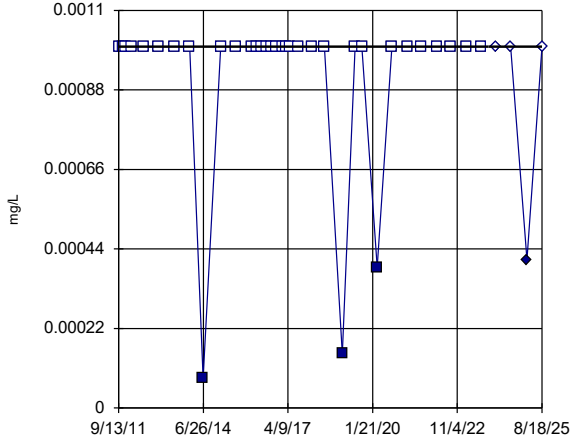


GWC-11 background

GWC-11 compliance

background median = 0.001

compliance median = 0.001

Z = -0.8928 (two-tail)

| Alpha | Table | Sig. |
|---|---|---|
| 0.2 | 1.282 | No |
| 0.1 | 1.645 | No |
| 0.05 | 1.96 | No |
| 0.02 | 2.326 | No |
| 0.01 | 2.576 | No |

Constituent: Beryllium Analysis Run 3/31/2026 4:51 AM View: Mann-Whitney
Plant Wansley Client: Southern Company Data: Wansley Landfill

Sanitas™ v.10.1.06 Software licensed to Groundwater Stats Consulting. UG
Hollow symbols indicate censored values.

## Mann-Whitney (Wilcoxon Rank Sum)

GWC-12

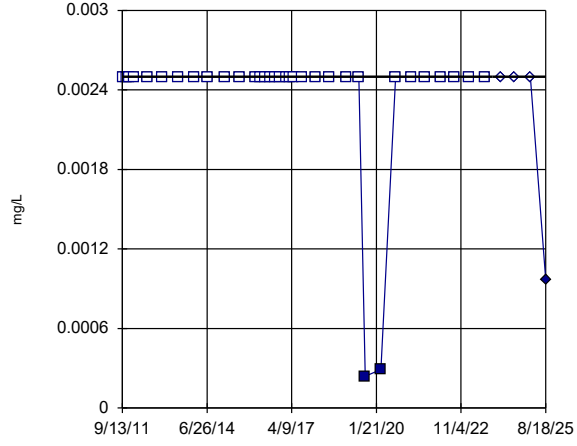


GWC-12 background

GWC-12 compliance

background median = 0.0025

compliance median = 0.0025

Z = -1.271 (two-tail)

| Alpha | Table | Sig. |
|---|---|---|
| 0.2 | 1.282 | No |
| 0.1 | 1.645 | No |
| 0.05 | 1.96 | No |
| 0.02 | 2.326 | No |
| 0.01 | 2.576 | No |

Constituent: Beryllium Analysis Run 3/31/2026 4:51 AM View: Mann-Whitney
Plant Wansley Client: Southern Company Data: Wansley Landfill

Sanitas™ v.10.1.06 Software licensed to Groundwater Stats Consulting. UG
Hollow symbols indicate censored values.

## Mann-Whitney (Wilcoxon Rank Sum)

GWC-13

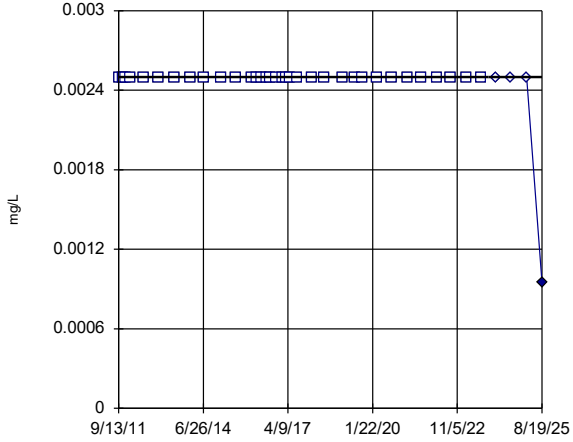


GWC-13 background

GWC-13 compliance

background median = 0.0025

compliance median = 0.0025

Z = -3.001 (two-tail)

| Alpha | Table | Sig. |
|---|---|---|
| 0.2 | 1.282 | Yes |
| 0.1 | 1.645 | Yes |
| 0.05 | 1.96 | Yes |
| 0.02 | 2.326 | Yes |
| 0.01 | 2.576 | Yes |

Constituent: Beryllium Analysis Run 3/31/2026 4:51 AM View: Mann-Whitney
Plant Wansley Client: Southern Company Data: Wansley Landfill

Sanitas™ v.10.1.06 Software licensed to Groundwater Stats Consulting. UG
Hollow symbols indicate censored values.

## Mann-Whitney (Wilcoxon Rank Sum)

GWC-14

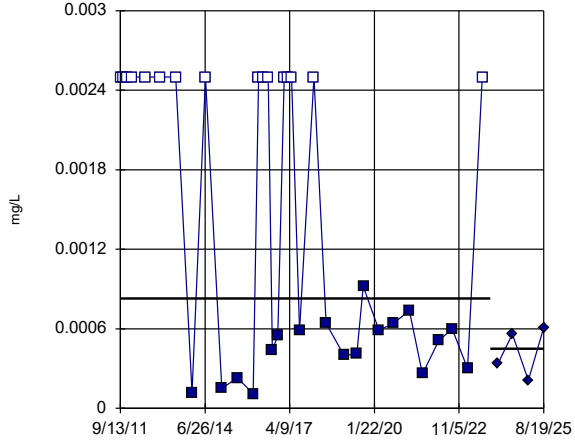


GWC-14 background

GWC-14 compliance

background median = 0.00083

compliance median = 0.00045

Z = -1.706 (two-tail)

| Alpha | Table | Sig. |
|---|---|---|
| 0.2 | 1.282 | Yes |
| 0.1 | 1.645 | Yes |
| 0.05 | 1.96 | No |
| 0.02 | 2.326 | No |
| 0.01 | 2.576 | No |

Constituent: Beryllium Analysis Run 3/31/2026 4:51 AM View: Mann-Whitney
Plant Wansley Client: Southern Company Data: Wansley Landfill

Sanitas™ v.10.1.06 Software licensed to Groundwater Stats Consulting. UG
Hollow symbols indicate censored values.

## Mann-Whitney (Wilcoxon Rank Sum)

GWC-15

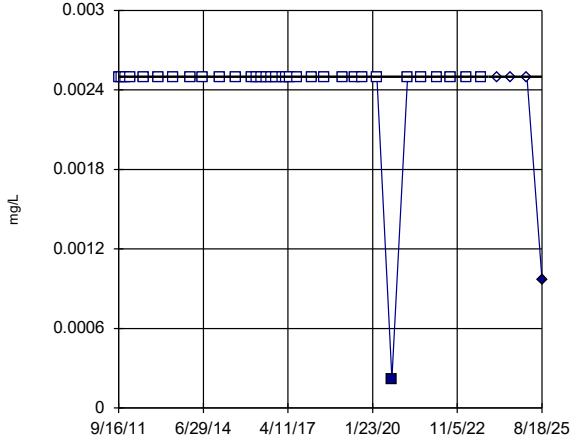


GWC-15 background

GWC-15 compliance

background median = 0.0025

compliance median = 0.0025

Z = -1.843 (two-tail)

| Alpha | Table | Sig. |
|---|---|---|
| 0.2 | 1.282 | Yes |
| 0.1 | 1.645 | Yes |
| 0.05 | 1.96 | No |
| 0.02 | 2.326 | No |
| 0.01 | 2.576 | No |

Constituent: Beryllium Analysis Run 3/31/2026 4:51 AM View: Mann-Whitney
Plant Wansley Client: Southern Company Data: Wansley Landfill

Sanitas™ v.10.1.06 Software licensed to Groundwater Stats Consulting. UG
Hollow symbols indicate censored values.

## Mann-Whitney (Wilcoxon Rank Sum)

GWC-16

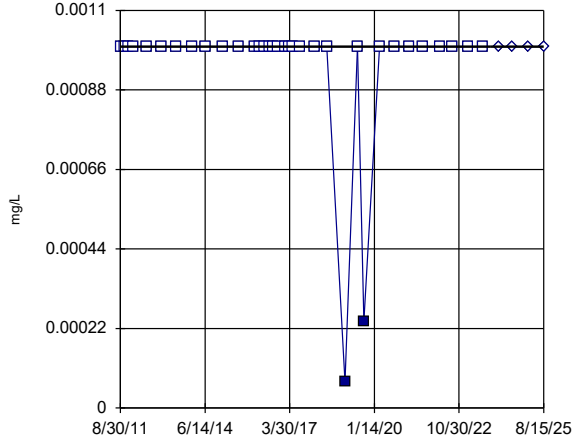


GWC-16 background

GWC-16 compliance

background median = 0.001

compliance median = 0.001

Z = 0.4301 (two-tail)

| Alpha | Table | Sig. |
|---|---|---|
| 0.2 | 1.282 | No |
| 0.1 | 1.645 | No |
| 0.05 | 1.96 | No |
| 0.02 | 2.326 | No |
| 0.01 | 2.576 | No |

Constituent: Beryllium Analysis Run 3/31/2026 4:51 AM View: Mann-Whitney
Plant Wansley Client: Southern Company Data: Wansley Landfill

Sanitas™ v.10.1.06 Software licensed to Groundwater Stats Consulting. UG
Hollow symbols indicate censored values.

## Mann-Whitney (Wilcoxon Rank Sum)

GWC-17

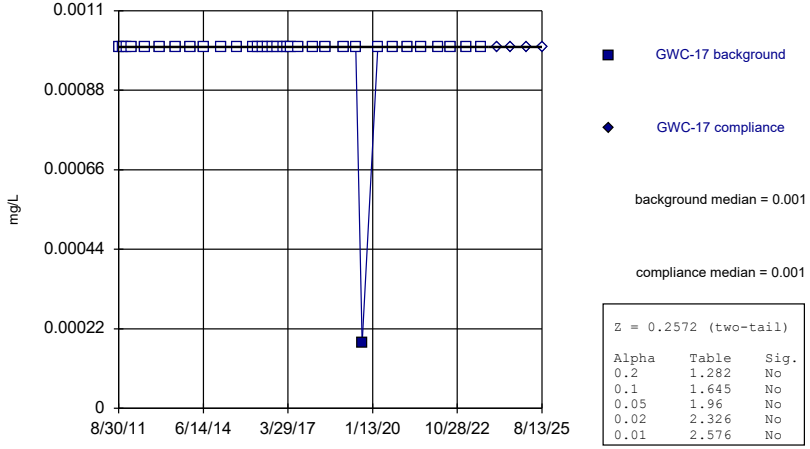


Z = 0.2572 (two-tail)

| Alpha | Table | Sig. |
|---|---|---|
| 0.2 | 1.282 | No |
| 0.1 | 1.645 | No |
| 0.05 | 1.96 | No |
| 0.02 | 2.326 | No |
| 0.01 | 2.576 | No |

Constituent: Beryllium Analysis Run 3/31/2026 4:51 AM View: Mann-Whitney
Plant Wansley Client: Southern Company Data: Wansley Landfill

Sanitas™ v.10.1.06 Software licensed to Groundwater Stats Consulting. UG
Hollow symbols indicate censored values.

## Mann-Whitney (Wilcoxon Rank Sum)

GWC-18

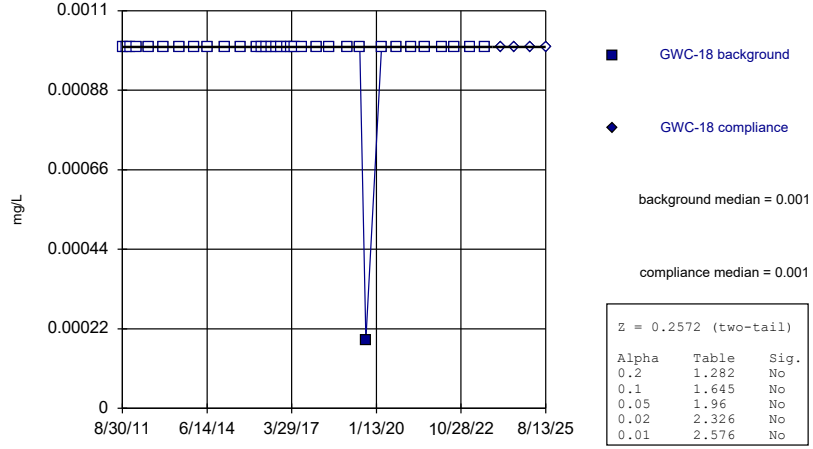


Z = 0.2572 (two-tail)

| Alpha | Table | Sig. |
|---|---|---|
| 0.2 | 1.282 | No |
| 0.1 | 1.645 | No |
| 0.05 | 1.96 | No |
| 0.02 | 2.326 | No |
| 0.01 | 2.576 | No |

Constituent: Beryllium Analysis Run 3/31/2026 4:51 AM View: Mann-Whitney
Plant Wansley Client: Southern Company Data: Wansley Landfill

Sanitas™ v.10.1.06 Software licensed to Groundwater Stats Consulting. UG
Hollow symbols indicate censored values.

## Mann-Whitney (Wilcoxon Rank Sum)

GWC-19

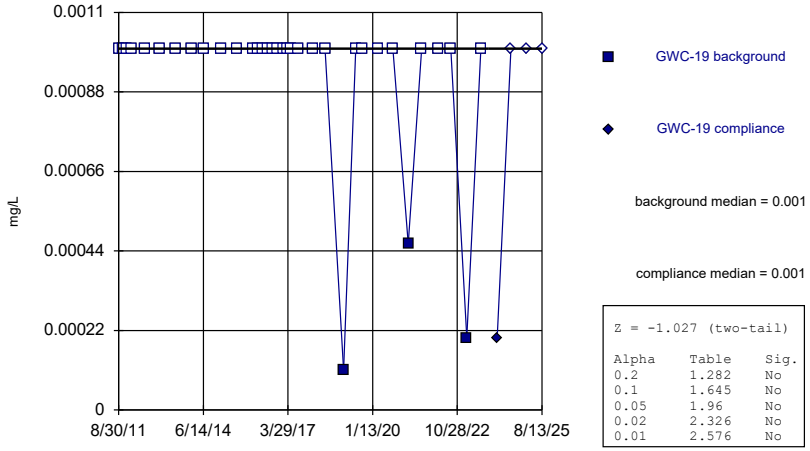


Z = -1.027 (two-tail)

| Alpha | Table | Sig. |
|---|---|---|
| 0.2 | 1.282 | No |
| 0.1 | 1.645 | No |
| 0.05 | 1.96 | No |
| 0.02 | 2.326 | No |
| 0.01 | 2.576 | No |

Constituent: Beryllium Analysis Run 3/31/2026 4:51 AM View: Mann-Whitney
Plant Wansley Client: Southern Company Data: Wansley Landfill

Sanitas™ v.10.1.06 Software licensed to Groundwater Stats Consulting. UG
Hollow symbols indicate censored values.

## Mann-Whitney (Wilcoxon Rank Sum)

GWC-20

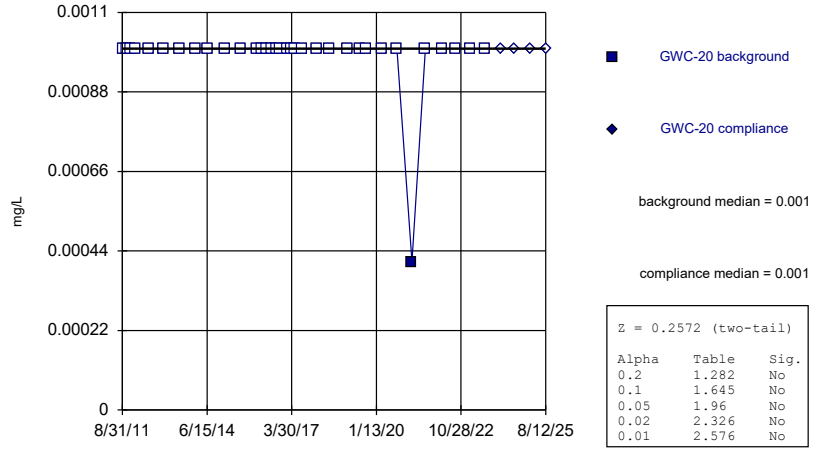


Z = 0.2572 (two-tail)

| Alpha | Table | Sig. |
|---|---|---|
| 0.2 | 1.282 | No |
| 0.1 | 1.645 | No |
| 0.05 | 1.96 | No |
| 0.02 | 2.326 | No |
| 0.01 | 2.576 | No |

Constituent: Beryllium Analysis Run 3/31/2026 4:51 AM View: Mann-Whitney
Plant Wansley Client: Southern Company Data: Wansley Landfill

Sanitas™ v.10.1.06 Software licensed to Groundwater Stats Consulting. UG
Hollow symbols indicate censored values.

## Mann-Whitney (Wilcoxon Rank Sum)

GWC-21

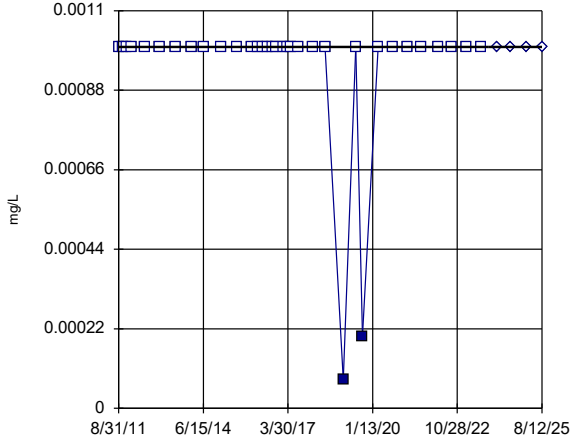


GWC-21 background

GWC-21 compliance

background median = 0.001

compliance median = 0.001

Z = 0.4301 (two-tail)

| Alpha | Table | Sig. |
|---|---|---|
| 0.2 | 1.282 | No |
| 0.1 | 1.645 | No |
| 0.05 | 1.96 | No |
| 0.02 | 2.326 | No |
| 0.01 | 2.576 | No |

Constituent: Beryllium Analysis Run 3/31/2026 4:51 AM View: Mann-Whitney
Plant Wansley Client: Southern Company Data: Wansley Landfill

Sanitas™ v.10.1.06 Software licensed to Groundwater Stats Consulting. UG
Hollow symbols indicate censored values.

## Mann-Whitney (Wilcoxon Rank Sum)

GWC-22

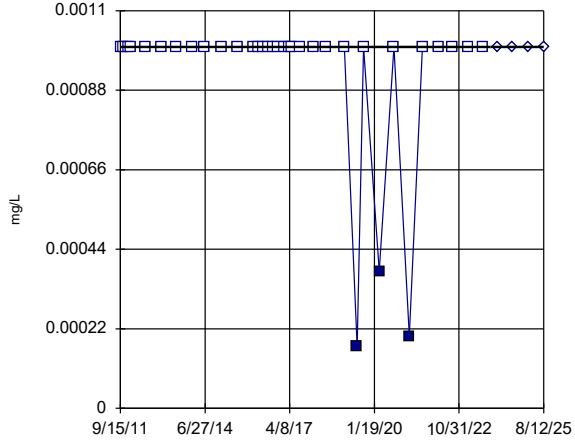


GWC-22 background

GWC-22 compliance

background median = 0.001

compliance median = 0.001

Z = 0.5594 (two-tail)

| Alpha | Table | Sig. |
|---|---|---|
| 0.2 | 1.282 | No |
| 0.1 | 1.645 | No |
| 0.05 | 1.96 | No |
| 0.02 | 2.326 | No |
| 0.01 | 2.576 | No |

Constituent: Beryllium Analysis Run 3/31/2026 4:51 AM View: Mann-Whitney
Plant Wansley Client: Southern Company Data: Wansley Landfill

Sanitas™ v.10.1.06 Software licensed to Groundwater Stats Consulting. UG
Hollow symbols indicate censored values.

## Mann-Whitney (Wilcoxon Rank Sum)

GWC-23

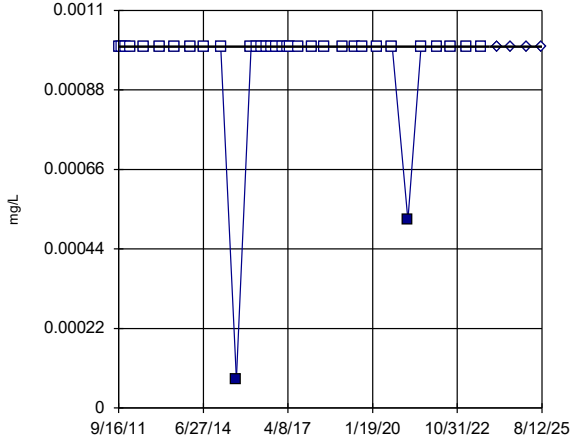


GWC-23 background

GWC-23 compliance

background median = 0.001

compliance median = 0.001

Z = 0.4301 (two-tail)

| Alpha | Table | Sig. |
|---|---|---|
| 0.2 | 1.282 | No |
| 0.1 | 1.645 | No |
| 0.05 | 1.96 | No |
| 0.02 | 2.326 | No |
| 0.01 | 2.576 | No |

Constituent: Beryllium Analysis Run 3/31/2026 4:51 AM View: Mann-Whitney
Plant Wansley Client: Southern Company Data: Wansley Landfill

Sanitas™ v.10.1.06 Software licensed to Groundwater Stats Consulting. UG
Hollow symbols indicate censored values.

## Mann-Whitney (Wilcoxon Rank Sum)

GWC-24

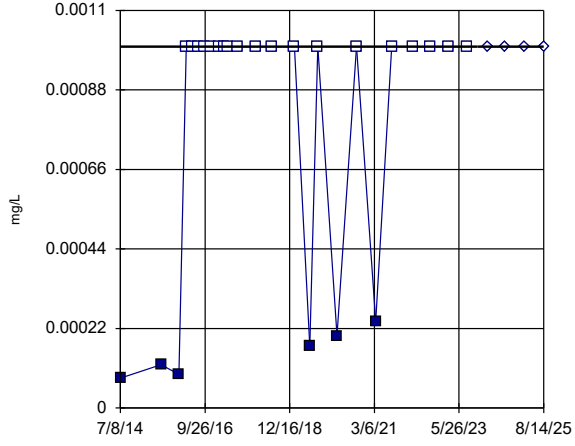


GWC-24 background

GWC-24 compliance

background median = 0.001

compliance median = 0.001

Z = 1.027 (two-tail)

| Alpha | Table | Sig. |
|---|---|---|
| 0.2 | 1.282 | No |
| 0.1 | 1.645 | No |
| 0.05 | 1.96 | No |
| 0.02 | 2.326 | No |
| 0.01 | 2.576 | No |

Constituent: Beryllium Analysis Run 3/31/2026 4:52 AM View: Mann-Whitney
Plant Wansley Client: Southern Company Data: Wansley Landfill

Sanitas™ v.10.1.06 Software licensed to Groundwater Stats Consulting. UG
Hollow symbols indicate censored values.

## Mann-Whitney (Wilcoxon Rank Sum)

GWC-25

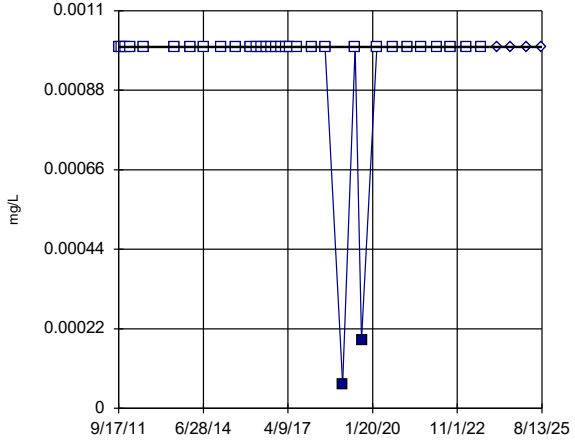


GWC-25 background

GWC-25 compliance

background median = 0.001

compliance median = 0.001

Z = 0.4368 (two-tail)

| Alpha | Table | Sig. |
|---|---|---|
| 0.2 | 1.282 | No |
| 0.1 | 1.645 | No |
| 0.05 | 1.96 | No |
| 0.02 | 2.326 | No |
| 0.01 | 2.576 | No |

Constituent: Beryllium Analysis Run 3/31/2026 4:52 AM View: Mann-Whitney
Plant Wansley Client: Southern Company Data: Wansley Landfill

Sanitas™ v.10.1.06 Software licensed to Groundwater Stats Consulting. UG
Hollow symbols indicate censored values.

## Mann-Whitney (Wilcoxon Rank Sum)

GWC-26

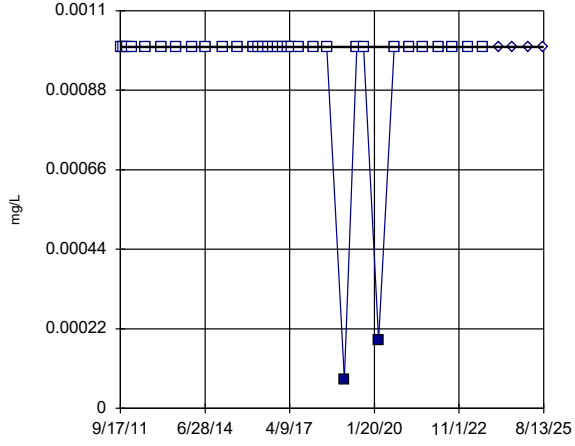


GWC-26 background

GWC-26 compliance

background median = 0.001

compliance median = 0.001

Z = 0.4301 (two-tail)

| Alpha | Table | Sig. |
|---|---|---|
| 0.2 | 1.282 | No |
| 0.1 | 1.645 | No |
| 0.05 | 1.96 | No |
| 0.02 | 2.326 | No |
| 0.01 | 2.576 | No |

Constituent: Beryllium Analysis Run 3/31/2026 4:52 AM View: Mann-Whitney
Plant Wansley Client: Southern Company Data: Wansley Landfill

Sanitas™ v.10.1.06 Software licensed to Groundwater Stats Consulting. UG
Hollow symbols indicate censored values.

## Mann-Whitney (Wilcoxon Rank Sum)

GWC-27

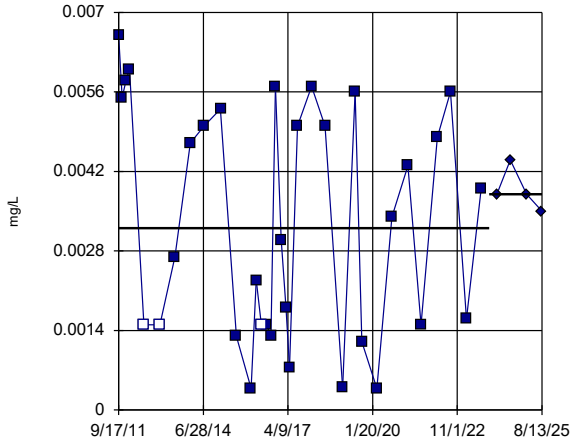


GWC-27 background

GWC-27 compliance

background median = 0.0032

compliance median = 0.0038

Z = 0.2618 (two-tail)

| Alpha | Table | Sig. |
|---|---|---|
| 0.2 | 1.282 | No |
| 0.1 | 1.645 | No |
| 0.05 | 1.96 | No |
| 0.02 | 2.326 | No |
| 0.01 | 2.576 | No |

Constituent: Beryllium Analysis Run 3/31/2026 4:52 AM View: Mann-Whitney
Plant Wansley Client: Southern Company Data: Wansley Landfill

Sanitas™ v.10.1.06 Software licensed to Groundwater Stats Consulting. UG
Hollow symbols indicate censored values.

## Mann-Whitney (Wilcoxon Rank Sum)

GWC-30

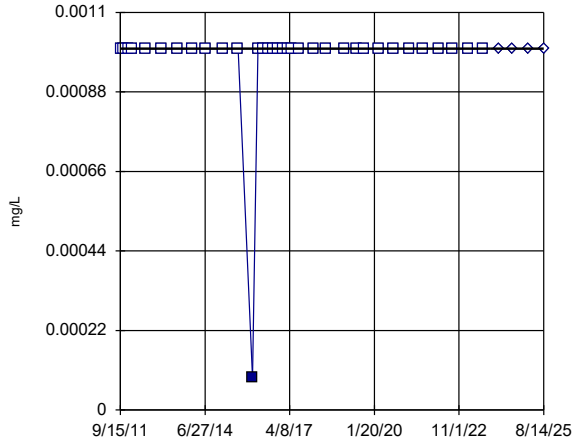


GWC-30 background

GWC-30 compliance

background median = 0.001

compliance median = 0.001

Z = 0.2572 (two-tail)

| Alpha | Table | Sig. |
|---|---|---|
| 0.2 | 1.282 | No |
| 0.1 | 1.645 | No |
| 0.05 | 1.96 | No |
| 0.02 | 2.326 | No |
| 0.01 | 2.576 | No |

Constituent: Beryllium Analysis Run 3/31/2026 4:52 AM View: Mann-Whitney
Plant Wansley Client: Southern Company Data: Wansley Landfill

Sanitas™ v.10.1.06 Software licensed to Groundwater Stats Consulting. UG
Hollow symbols indicate censored values.

## Mann-Whitney (Wilcoxon Rank Sum)

GWC-31

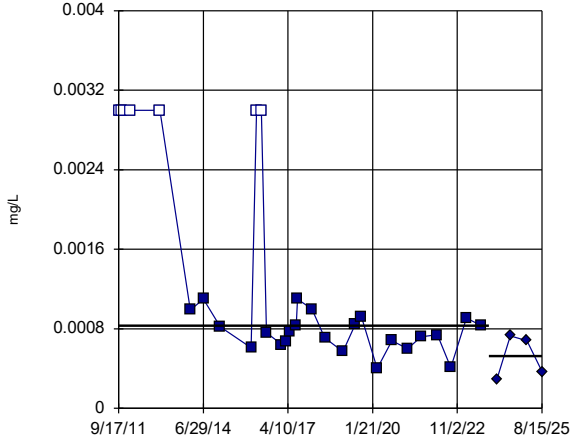


GWC-31 background

GWC-31 compliance

background median = 0.00083

compliance median = 0.000525

Z = -2.269 (two-tail)

| Alpha | Table | Sig. |
|---|---|---|
| 0.2 | 1.282 | Yes |
| 0.1 | 1.645 | Yes |
| 0.05 | 1.96 | Yes |
| 0.02 | 2.326 | No |
| 0.01 | 2.576 | No |

Constituent: Beryllium Analysis Run 3/31/2026 4:52 AM View: Mann-Whitney
Plant Wansley Client: Southern Company Data: Wansley Landfill

Sanitas™ v.10.1.06 Software licensed to Groundwater Stats Consulting. UG
Hollow symbols indicate censored values.

## Mann-Whitney (Wilcoxon Rank Sum)

GWC-32

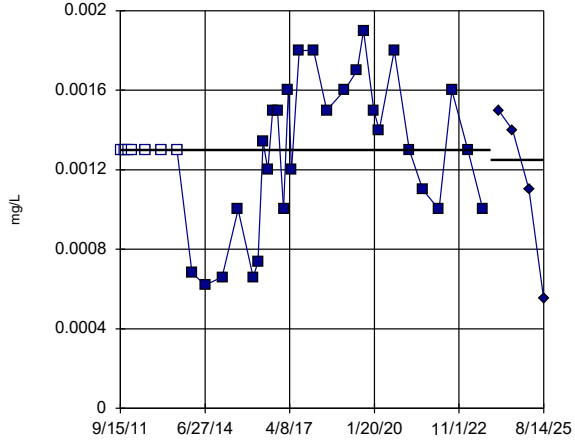


GWC-32 background

GWC-32 compliance

background median = 0.0013

compliance median = 0.00125

Z = -0.6281 (two-tail)

| Alpha | Table | Sig. |
|---|---|---|
| 0.2 | 1.282 | No |
| 0.1 | 1.645 | No |
| 0.05 | 1.96 | No |
| 0.02 | 2.326 | No |
| 0.01 | 2.576 | No |

Constituent: Beryllium Analysis Run 3/31/2026 4:52 AM View: Mann-Whitney
Plant Wansley Client: Southern Company Data: Wansley Landfill

Sanitas™ v.10.1.06 Software licensed to Groundwater Stats Consulting. UG
Hollow symbols indicate censored values.

## Mann-Whitney (Wilcoxon Rank Sum)

GWC-33

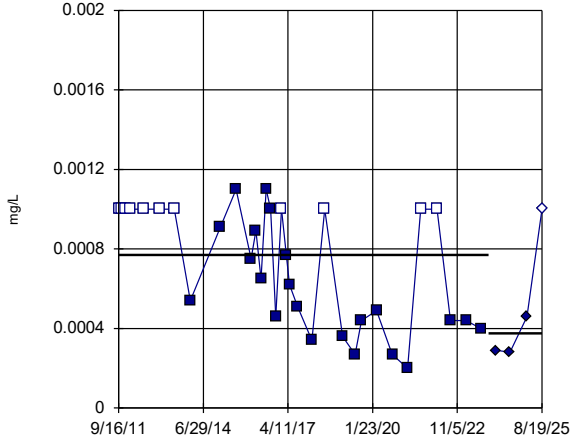


GWC-33 background

GWC-33 compliance

background median = 0.00077

compliance median = 0.000375

Z = -1.269 (two-tail)

| Alpha | Table | Sig. |
|---|---|---|
| 0.2 | 1.282 | No |
| 0.1 | 1.645 | No |
| 0.05 | 1.96 | No |
| 0.02 | 2.326 | No |
| 0.01 | 2.576 | No |

Constituent: Beryllium Analysis Run 3/31/2026 4:52 AM View: Mann-Whitney
Plant Wansley Client: Southern Company Data: Wansley Landfill

Sanitas™ v.10.1.06 Software licensed to Groundwater Stats Consulting. UG
Hollow symbols indicate censored values.

## Mann-Whitney (Wilcoxon Rank Sum)

GWC-34

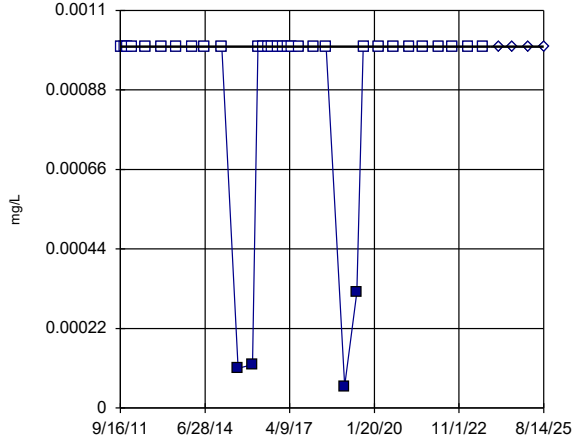


GWC-34 background

GWC-34 compliance

background median = 0.001

compliance median = 0.001

Z = 0.6696 (two-tail)

| Alpha | Table | Sig. |
|---|---|---|
| 0.2 | 1.282 | No |
| 0.1 | 1.645 | No |
| 0.05 | 1.96 | No |
| 0.02 | 2.326 | No |
| 0.01 | 2.576 | No |

Constituent: Beryllium Analysis Run 3/31/2026 4:52 AM View: Mann-Whitney
Plant Wansley Client: Southern Company Data: Wansley Landfill

Sanitas™ v.10.1.06 Software licensed to Groundwater Stats Consulting. UG
Hollow symbols indicate censored values.

## Mann-Whitney (Wilcoxon Rank Sum)

GWC-35

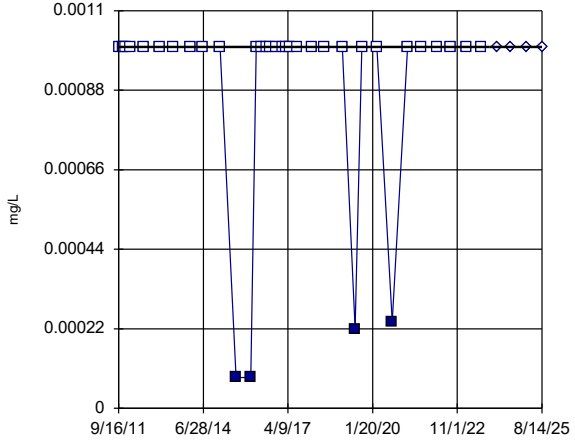


GWC-35 background

GWC-35 compliance

background median = 0.001

compliance median = 0.001

Z = 0.6697 (two-tail)

| Alpha | Table | Sig. |
|---|---|---|
| 0.2 | 1.282 | No |
| 0.1 | 1.645 | No |
| 0.05 | 1.96 | No |
| 0.02 | 2.326 | No |
| 0.01 | 2.576 | No |

Constituent: Beryllium Analysis Run 3/31/2026 4:52 AM View: Mann-Whitney
Plant Wansley Client: Southern Company Data: Wansley Landfill

Sanitas™ v.10.1.06 Software licensed to Groundwater Stats Consulting. UG
Hollow symbols indicate censored values.

## Mann-Whitney (Wilcoxon Rank Sum)

GWA-1 (bg)

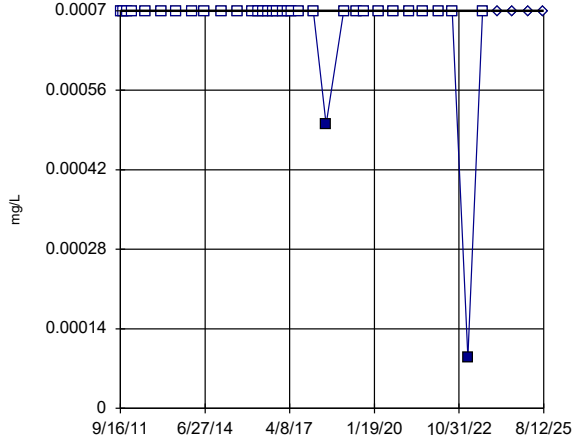


GWA-1 background

GWA-1 compliance

background median = 0.0007

compliance median = 0.0007

Z = 0.4301 (two-tail)

| Alpha | Table | Sig. |
|---|---|---|
| 0.2 | 1.282 | No |
| 0.1 | 1.645 | No |
| 0.05 | 1.96 | No |
| 0.02 | 2.326 | No |
| 0.01 | 2.576 | No |

Constituent: Cadmium Analysis Run 3/31/2026 4:52 AM View: Mann-Whitney
Plant Wansley Client: Southern Company Data: Wansley Landfill

Sanitas™ v.10.1.06 Software licensed to Groundwater Stats Consulting. UG
Hollow symbols indicate censored values.

## Mann-Whitney (Wilcoxon Rank Sum)

GWA-28 (bg)

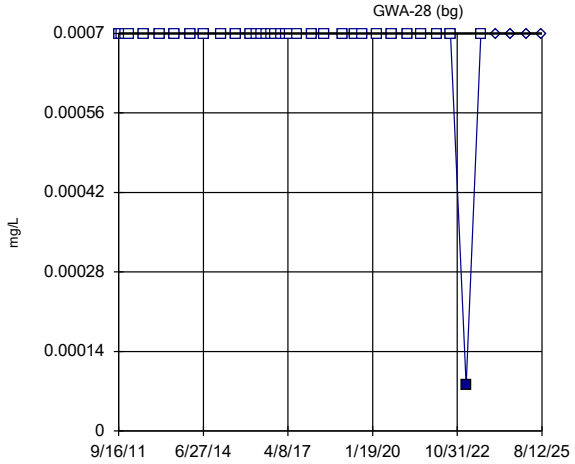


GWA-28 background

GWA-28 compliance

background median = 0.0007

compliance median = 0.0007

Z = 0.2572 (two-tail)

| Alpha | Table | Sig. |
|---|---|---|
| 0.2 | 1.282 | No |
| 0.1 | 1.645 | No |
| 0.05 | 1.96 | No |
| 0.02 | 2.326 | No |
| 0.01 | 2.576 | No |

Constituent: Cadmium Analysis Run 3/31/2026 4:52 AM View: Mann-Whitney
Plant Wansley Client: Southern Company Data: Wansley Landfill

Sanitas™ v.10.1.06 Software licensed to Groundwater Stats Consulting. UG
Hollow symbols indicate censored values.

## Mann-Whitney (Wilcoxon Rank Sum)

GWA-29 (bg)

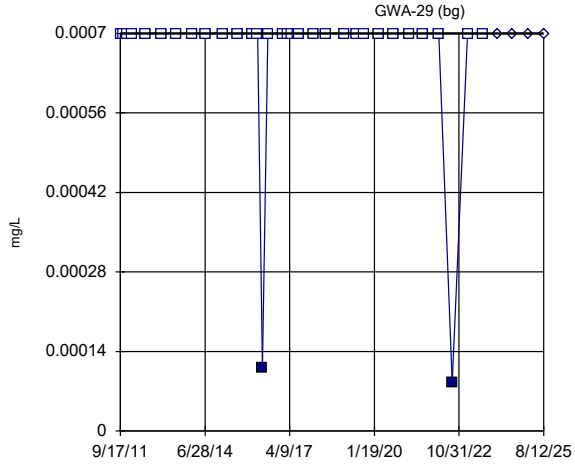


GWA-29 background

GWA-29 compliance

background median = 0.0007

compliance median = 0.0007

Z = 0.4368 (two-tail)

| Alpha | Table | Sig. |
|---|---|---|
| 0.2 | 1.282 | No |
| 0.1 | 1.645 | No |
| 0.05 | 1.96 | No |
| 0.02 | 2.326 | No |
| 0.01 | 2.576 | No |

Constituent: Cadmium Analysis Run 3/31/2026 4:52 AM View: Mann-Whitney
Plant Wansley Client: Southern Company Data: Wansley Landfill

Sanitas™ v.10.1.06 Software licensed to Groundwater Stats Consulting. UG
Hollow symbols indicate censored values.

## Mann-Whitney (Wilcoxon Rank Sum)

GWC-5

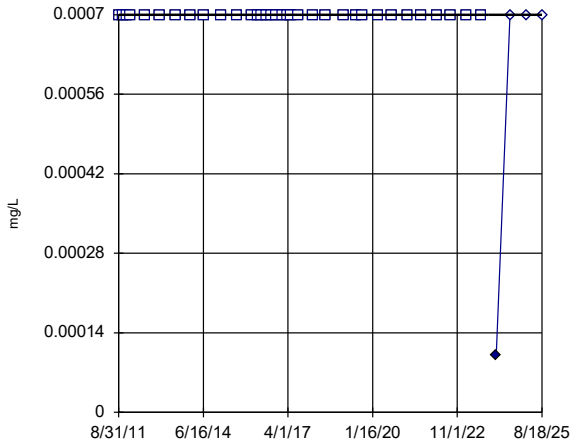


GWC-5 background

GWC-5 compliance

background median = 0.0007

compliance median = 0.0007

Z = -3.001 (two-tail)

| Alpha | Table | Sig. |
|---|---|---|
| 0.2 | 1.282 | Yes |
| 0.1 | 1.645 | Yes |
| 0.05 | 1.96 | Yes |
| 0.02 | 2.326 | Yes |
| 0.01 | 2.576 | Yes |

Constituent: Cadmium Analysis Run 3/31/2026 4:52 AM View: Mann-Whitney
Plant Wansley Client: Southern Company Data: Wansley Landfill

Sanitas™ v.10.1.06 Software licensed to Groundwater Stats Consulting. UG
Hollow symbols indicate censored values.

## Mann-Whitney (Wilcoxon Rank Sum)

GWC-7

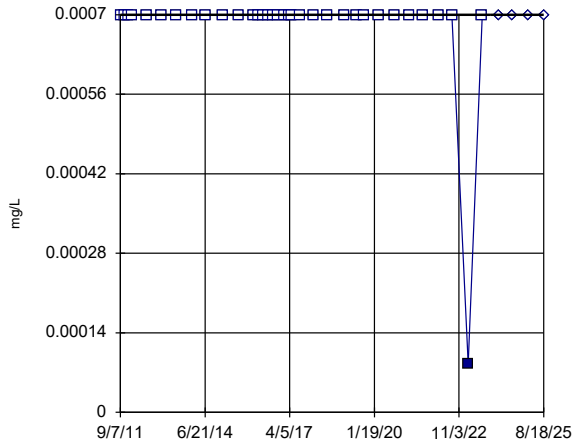


GWC-7 background

GWC-7 compliance

background median = 0.0007

compliance median = 0.0007

Z = 0.2572 (two-tail)

| Alpha | Table | Sig. |
|---|---|---|
| 0.2 | 1.282 | No |
| 0.1 | 1.645 | No |
| 0.05 | 1.96 | No |
| 0.02 | 2.326 | No |
| 0.01 | 2.576 | No |

Constituent: Cadmium Analysis Run 3/31/2026 4:52 AM View: Mann-Whitney
Plant Wansley Client: Southern Company Data: Wansley Landfill

Sanitas™ v.10.1.06 Software licensed to Groundwater Stats Consulting. UG
Hollow symbols indicate censored values.

## Mann-Whitney (Wilcoxon Rank Sum)

GWC-8

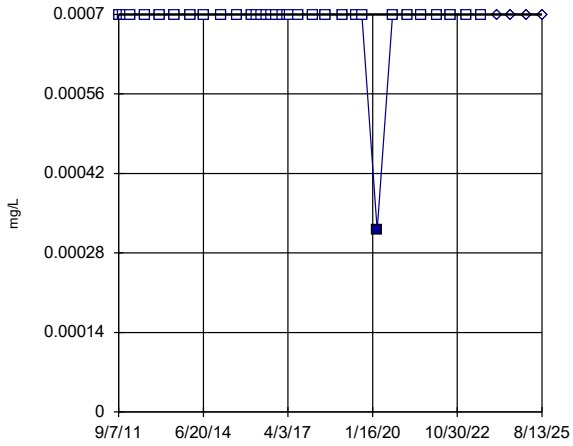


GWC-8 background

GWC-8 compliance

background median = 0.0007

compliance median = 0.0007

Z = 0.2572 (two-tail)

| Alpha | Table | Sig. |
|---|---|---|
| 0.2 | 1.282 | No |
| 0.1 | 1.645 | No |
| 0.05 | 1.96 | No |
| 0.02 | 2.326 | No |
| 0.01 | 2.576 | No |

Constituent: Cadmium Analysis Run 3/31/2026 4:52 AM View: Mann-Whitney
Plant Wansley Client: Southern Company Data: Wansley Landfill

Sanitas™ v.10.1.06 Software licensed to Groundwater Stats Consulting. UG
Hollow symbols indicate censored values.

## Mann-Whitney (Wilcoxon Rank Sum)

GWC-9

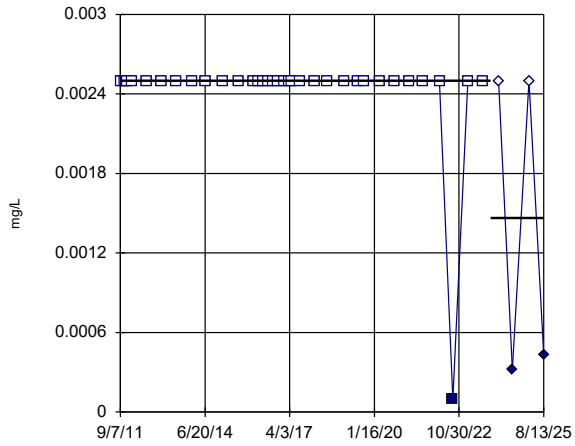


GWC-9 background

GWC-9 compliance

background median = 0.0025

compliance median = 0.001465

Z = -3.204 (two-tail)

| Alpha | Table | Sig. |
|---|---|---|
| 0.2 | 1.282 | Yes |
| 0.1 | 1.645 | Yes |
| 0.05 | 1.96 | Yes |
| 0.02 | 2.326 | Yes |
| 0.01 | 2.576 | Yes |

Constituent: Cadmium Analysis Run 3/31/2026 4:52 AM View: Mann-Whitney
Plant Wansley Client: Southern Company Data: Wansley Landfill

Sanitas™ v.10.1.06 Software licensed to Groundwater Stats Consulting. UG
Hollow symbols indicate censored values.

## Mann-Whitney (Wilcoxon Rank Sum)

GWC-10

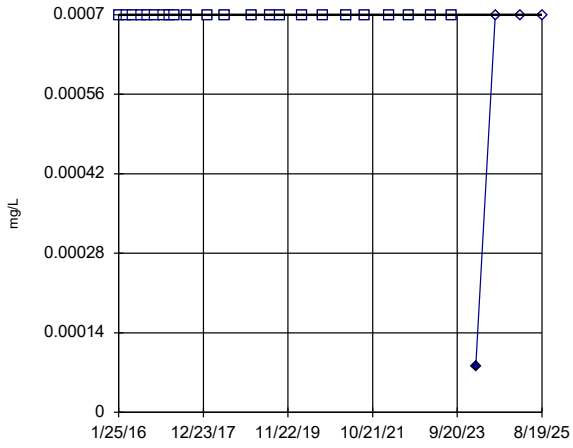


GWC-10 background

GWC-10 compliance

background median = 0.0007

compliance median = 0.0007

Z = -2.502 (two-tail)

| Alpha | Table | Sig. |
|---|---|---|
| 0.2 | 1.282 | Yes |
| 0.1 | 1.645 | Yes |
| 0.05 | 1.96 | Yes |
| 0.02 | 2.326 | Yes |
| 0.01 | 2.576 | No |

Constituent: Cadmium Analysis Run 3/31/2026 4:52 AM View: Mann-Whitney
Plant Wansley Client: Southern Company Data: Wansley Landfill

Sanitas™ v.10.1.06 Software licensed to Groundwater Stats Consulting. UG
Hollow symbols indicate censored values.

## Mann-Whitney (Wilcoxon Rank Sum)

GWC-11

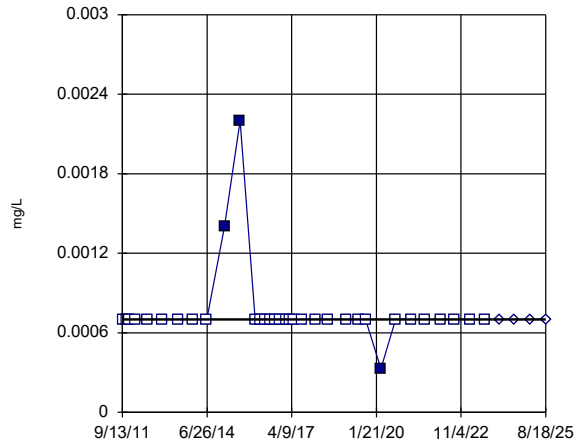


GWC-11 background

GWC-11 compliance

background median = 0.0007

compliance median = 0.0007

Z = -0.2543 (two-tail)

| Alpha | Table | Sig. |
|---|---|---|
| 0.2 | 1.282 | No |
| 0.1 | 1.645 | No |
| 0.05 | 1.96 | No |
| 0.02 | 2.326 | No |
| 0.01 | 2.576 | No |

Constituent: Cadmium Analysis Run 3/31/2026 4:52 AM View: Mann-Whitney
Plant Wansley Client: Southern Company Data: Wansley Landfill

Sanitas™ v.10.1.06 Software licensed to Groundwater Stats Consulting. UG
Hollow symbols indicate censored values.

## Mann-Whitney (Wilcoxon Rank Sum)

GWC-13

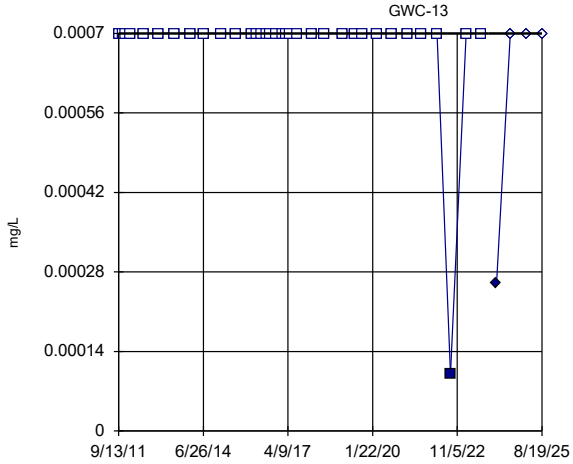


GWC-13 background

GWC-13 compliance

background median = 0.0007

compliance median = 0.0007

Z = -1.843 (two-tail)

| Alpha | Table | Sig. |
|---|---|---|
| 0.2 | 1.282 | Yes |
| 0.1 | 1.645 | Yes |
| 0.05 | 1.96 | No |
| 0.02 | 2.326 | No |
| 0.01 | 2.576 | No |

Constituent: Cadmium Analysis Run 3/31/2026 4:52 AM View: Mann-Whitney
Plant Wansley Client: Southern Company Data: Wansley Landfill

Sanitas™ v.10.1.06 Software licensed to Groundwater Stats Consulting. UG
Hollow symbols indicate censored values.

## Mann-Whitney (Wilcoxon Rank Sum)

GWC-14

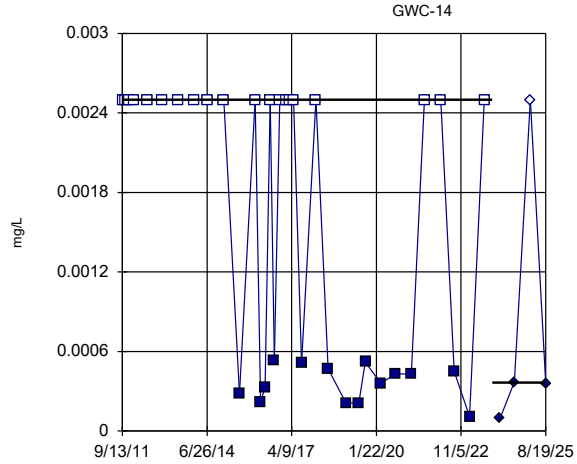


GWC-14 background

GWC-14 compliance

background median = 0.0025

compliance median = 0.000365

Z = -1.617 (two-tail)

| Alpha | Table | Sig. |
|---|---|---|
| 0.2 | 1.282 | Yes |
| 0.1 | 1.645 | No |
| 0.05 | 1.96 | No |
| 0.02 | 2.326 | No |
| 0.01 | 2.576 | No |

Constituent: Cadmium Analysis Run 3/31/2026 4:52 AM View: Mann-Whitney
Plant Wansley Client: Southern Company Data: Wansley Landfill

Sanitas™ v.10.1.06 Software licensed to Groundwater Stats Consulting. UG
Hollow symbols indicate censored values.

## Mann-Whitney (Wilcoxon Rank Sum)

GWC-17

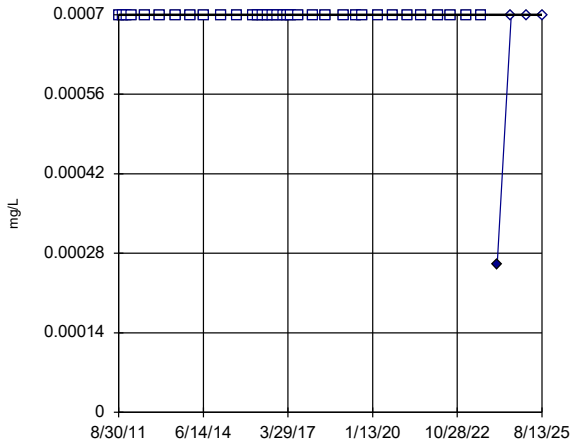


GWC-17 background

GWC-17 compliance

background median = 0.0007

compliance median = 0.0007

Z = -3.001 (two-tail)

| Alpha | Table | Sig. |
|---|---|---|
| 0.2 | 1.282 | Yes |
| 0.1 | 1.645 | Yes |
| 0.05 | 1.96 | Yes |
| 0.02 | 2.326 | Yes |
| 0.01 | 2.576 | Yes |

Constituent: Cadmium Analysis Run 3/31/2026 4:52 AM View: Mann-Whitney
Plant Wansley Client: Southern Company Data: Wansley Landfill

Sanitas™ v.10.1.06 Software licensed to Groundwater Stats Consulting. UG
Hollow symbols indicate censored values.

## Mann-Whitney (Wilcoxon Rank Sum)

GWC-19

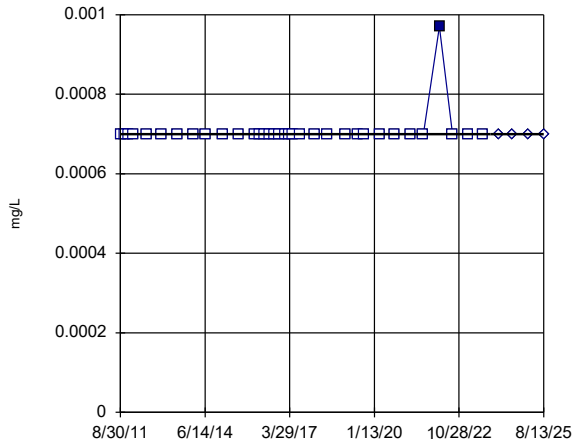


GWC-19 background

GWC-19 compliance

background median = 0.0007

compliance median = 0.0007

Z = -0.4287 (two-tail)

| Alpha | Table | Sig. |
|---|---|---|
| 0.2 | 1.282 | No |
| 0.1 | 1.645 | No |
| 0.05 | 1.96 | No |
| 0.02 | 2.326 | No |
| 0.01 | 2.576 | No |

Constituent: Cadmium Analysis Run 3/31/2026 4:52 AM View: Mann-Whitney
Plant Wansley Client: Southern Company Data: Wansley Landfill

Sanitas™ v.10.1.06 Software licensed to Groundwater Stats Consulting. UG
Hollow symbols indicate censored values.

## Mann-Whitney (Wilcoxon Rank Sum)

GWC-21

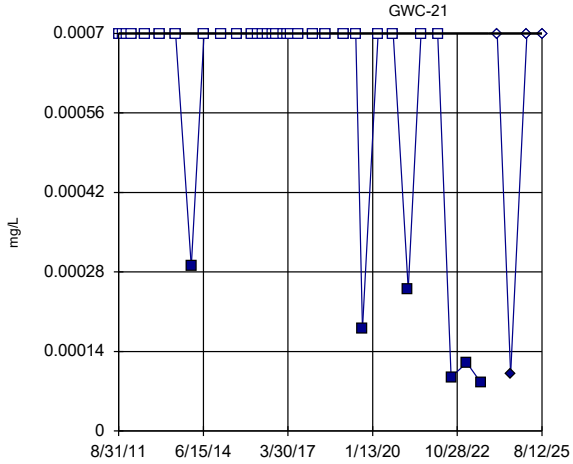


GWC-21 background

GWC-21 compliance

background median = 0.0007

compliance median = 0.0007

Z = -0.4572 (two-tail)

| Alpha | Table | Sig. |
|---|---|---|
| 0.2 | 1.282 | No |
| 0.1 | 1.645 | No |
| 0.05 | 1.96 | No |
| 0.02 | 2.326 | No |
| 0.01 | 2.576 | No |

Constituent: Cadmium Analysis Run 3/31/2026 4:52 AM View: Mann-Whitney
Plant Wansley Client: Southern Company Data: Wansley Landfill

Sanitas™ v.10.1.06 Software licensed to Groundwater Stats Consulting. UG
Hollow symbols indicate censored values.

## Mann-Whitney (Wilcoxon Rank Sum)

GWC-22

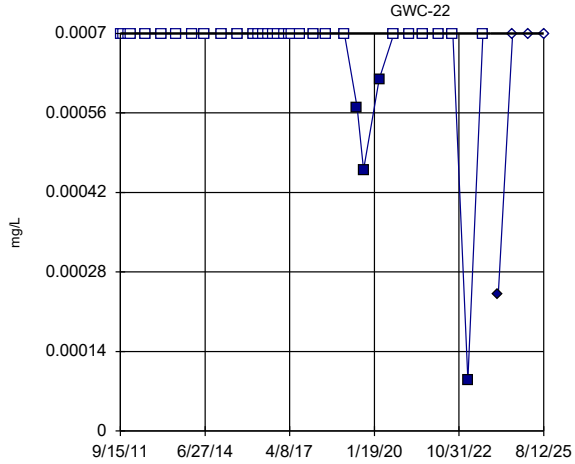


GWC-22 background

GWC-22 compliance

background median = 0.0007

compliance median = 0.0007

Z = -0.85 (two-tail)

| Alpha | Table | Sig. |
|---|---|---|
| 0.2 | 1.282 | No |
| 0.1 | 1.645 | No |
| 0.05 | 1.96 | No |
| 0.02 | 2.326 | No |
| 0.01 | 2.576 | No |

Constituent: Cadmium Analysis Run 3/31/2026 4:52 AM View: Mann-Whitney
Plant Wansley Client: Southern Company Data: Wansley Landfill

Sanitas™ v.10.1.06 Software licensed to Groundwater Stats Consulting. UG
Hollow symbols indicate censored values.

## Mann-Whitney (Wilcoxon Rank Sum)

GWC-24

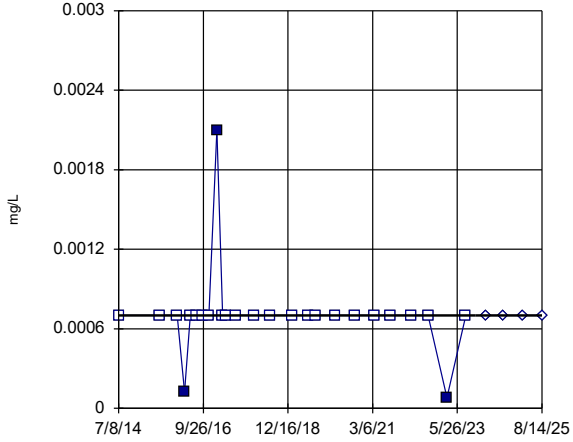


GWC-24 background

GWC-24 compliance

background median = 0.0007

compliance median = 0.0007

```
Z = 0.1794 (two-tail)

Alpha     Table     Sig.
0.2       1.282     No
0.1       1.645     No
0.05      1.96      No
0.02      2.326     No
0.01      2.576     No
```

Constituent: Cadmium  Analysis Run 3/31/2026 4:52 AM  View: Mann-Whitney
Plant Wansley  Client: Southern Company  Data: Wansley Landfill

Sanitas™ v.10.1.06 Software licensed to Groundwater Stats Consulting. UG
Hollow symbols indicate censored values.

## Mann-Whitney (Wilcoxon Rank Sum)

GWC-25

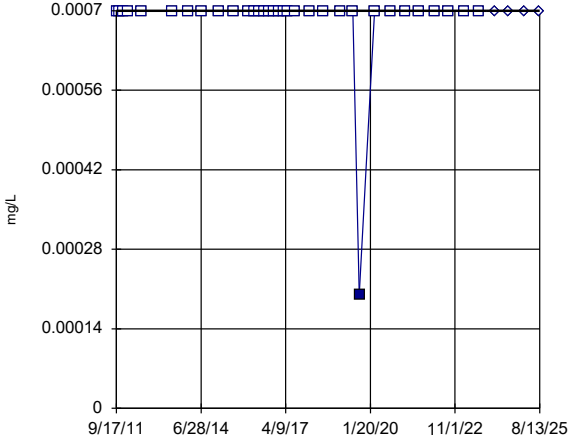


GWC-25 background

GWC-25 compliance

background median = 0.0007

compliance median = 0.0007

```
Z = 0.2611 (two-tail)

Alpha     Table     Sig.
0.2       1.282     No
0.1       1.645     No
0.05      1.96      No
0.02      2.326     No
0.01      2.576     No
```

Constituent: Cadmium  Analysis Run 3/31/2026 4:52 AM  View: Mann-Whitney
Plant Wansley  Client: Southern Company  Data: Wansley Landfill

Sanitas™ v.10.1.06 Software licensed to Groundwater Stats Consulting. UG
Hollow symbols indicate censored values.

## Mann-Whitney (Wilcoxon Rank Sum)

GWC-30

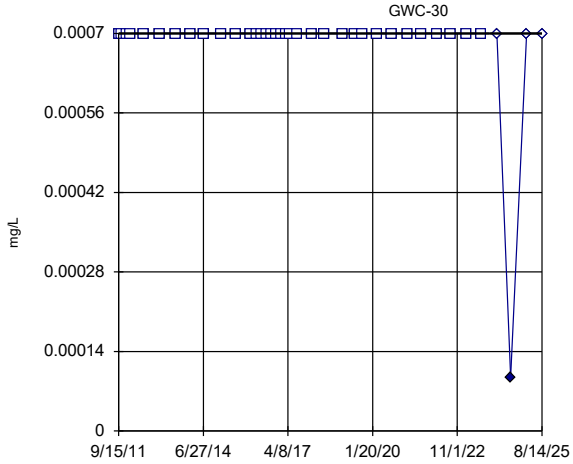


GWC-30 background

GWC-30 compliance

background median = 0.0007

compliance median = 0.0007

```
Z = -3.001 (two-tail)

Alpha     Table     Sig.
0.2       1.282     Yes
0.1       1.645     Yes
0.05      1.96      Yes
0.02      2.326     Yes
0.01      2.576     Yes
```

Constituent: Cadmium  Analysis Run 3/31/2026 4:52 AM  View: Mann-Whitney
Plant Wansley  Client: Southern Company  Data: Wansley Landfill

Sanitas™ v.10.1.06 Software licensed to Groundwater Stats Consulting. UG
Hollow symbols indicate censored values.

## Mann-Whitney (Wilcoxon Rank Sum)

GWC-31

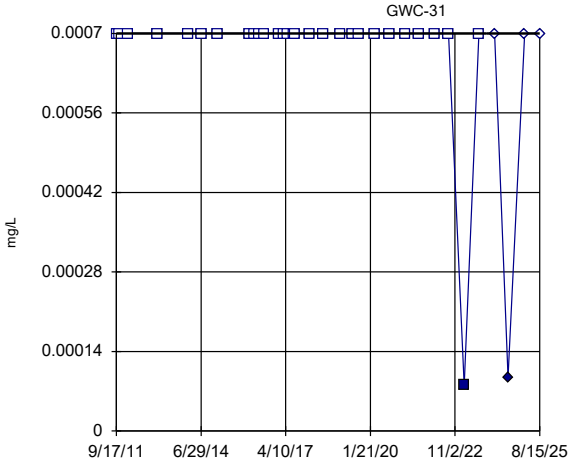


GWC-31 background

GWC-31 compliance

background median = 0.0007

compliance median = 0.0007

```
Z = -1.667 (two-tail)

Alpha     Table     Sig.
0.2       1.282     Yes
0.1       1.645     Yes
0.05      1.96      No
0.02      2.326     No
0.01      2.576     No
```

Constituent: Cadmium  Analysis Run 3/31/2026 4:52 AM  View: Mann-Whitney
Plant Wansley  Client: Southern Company  Data: Wansley Landfill

Sanitas™ v.10.1.06 Software licensed to Groundwater Stats Consulting. UG
Hollow symbols indicate censored values.

## Mann-Whitney (Wilcoxon Rank Sum)

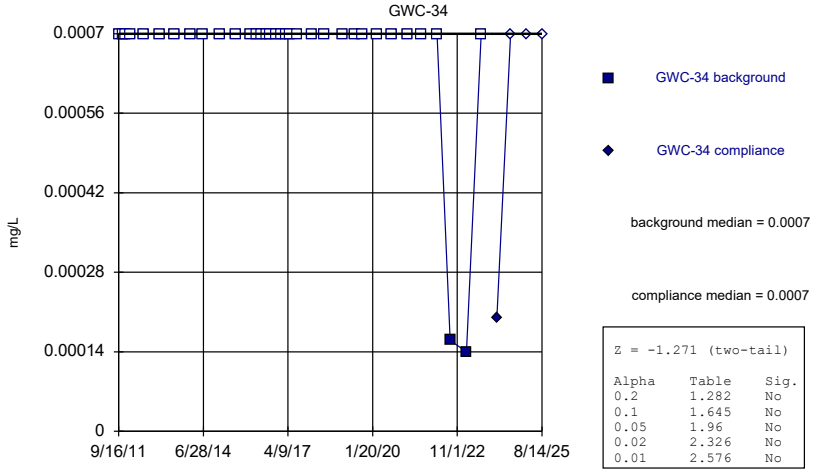


Z = -1.271 (two-tail)

| Alpha | Table | Sig. |
|---|---|---|
| 0.2 | 1.282 | No |
| 0.1 | 1.645 | No |
| 0.05 | 1.96 | No |
| 0.02 | 2.326 | No |
| 0.01 | 2.576 | No |

Constituent: Cadmium  Analysis Run 3/31/2026 4:52 AM  View: Mann-Whitney
Plant Wansley  Client: Southern Company  Data: Wansley Landfill

Sanitas™ v.10.1.06 Software licensed to Groundwater Stats Consulting. UG
Hollow symbols indicate censored values.

## Mann-Whitney (Wilcoxon Rank Sum)

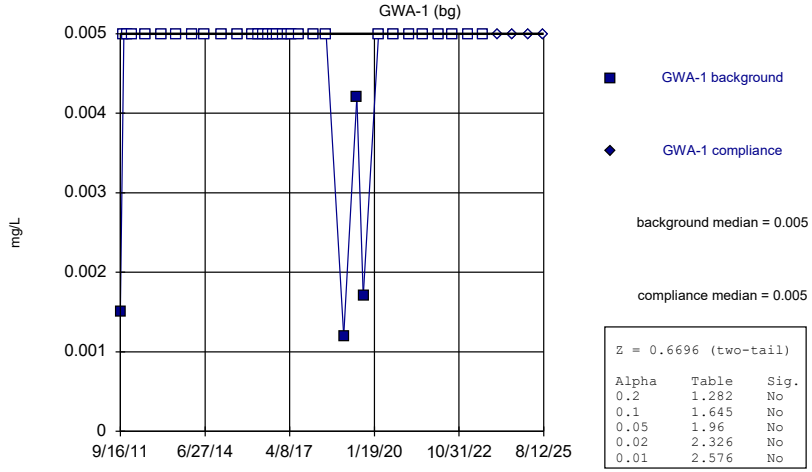


Z = 0.6696 (two-tail)

| Alpha | Table | Sig. |
|---|---|---|
| 0.2 | 1.282 | No |
| 0.1 | 1.645 | No |
| 0.05 | 1.96 | No |
| 0.02 | 2.326 | No |
| 0.01 | 2.576 | No |

Constituent: Chromium  Analysis Run 3/31/2026 4:53 AM  View: Mann-Whitney
Plant Wansley  Client: Southern Company  Data: Wansley Landfill

Sanitas™ v.10.1.06 Software licensed to Groundwater Stats Consulting. UG
Hollow symbols indicate censored values.

## Mann-Whitney (Wilcoxon Rank Sum)

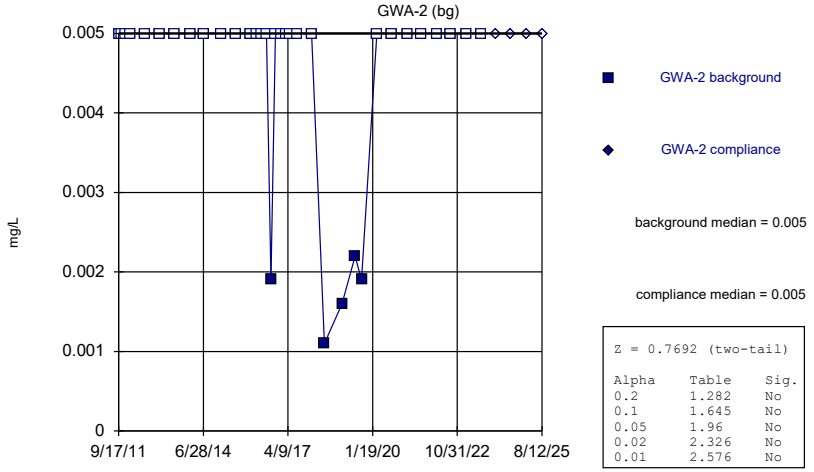


Z = 0.7692 (two-tail)

| Alpha | Table | Sig. |
|---|---|---|
| 0.2 | 1.282 | No |
| 0.1 | 1.645 | No |
| 0.05 | 1.96 | No |
| 0.02 | 2.326 | No |
| 0.01 | 2.576 | No |

Constituent: Chromium  Analysis Run 3/31/2026 4:53 AM  View: Mann-Whitney
Plant Wansley  Client: Southern Company  Data: Wansley Landfill

Sanitas™ v.10.1.06 Software licensed to Groundwater Stats Consulting. UG
Hollow symbols indicate censored values.

## Mann-Whitney (Wilcoxon Rank Sum)

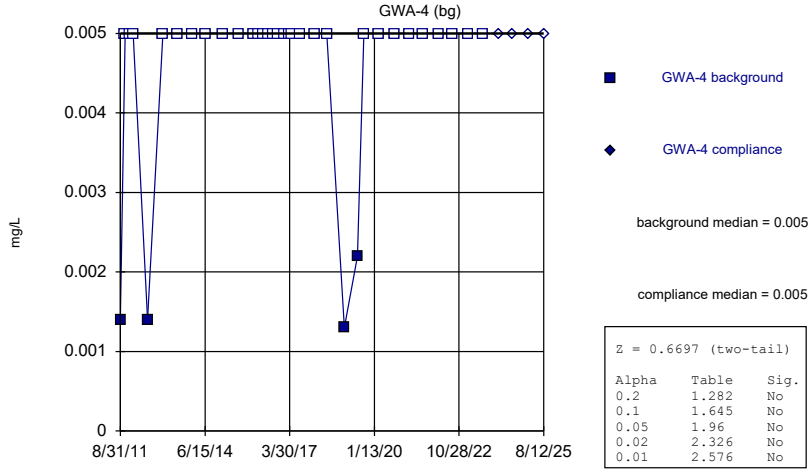


Z = 0.6697 (two-tail)

| Alpha | Table | Sig. |
|---|---|---|
| 0.2 | 1.282 | No |
| 0.1 | 1.645 | No |
| 0.05 | 1.96 | No |
| 0.02 | 2.326 | No |
| 0.01 | 2.576 | No |

Constituent: Chromium  Analysis Run 3/31/2026 4:53 AM  View: Mann-Whitney
Plant Wansley  Client: Southern Company  Data: Wansley Landfill

Sanitas™ v.10.1.06 Software licensed to Groundwater Stats Consulting. UG
Hollow symbols indicate censored values.

## Mann-Whitney (Wilcoxon Rank Sum)

GWA-28 (bg)

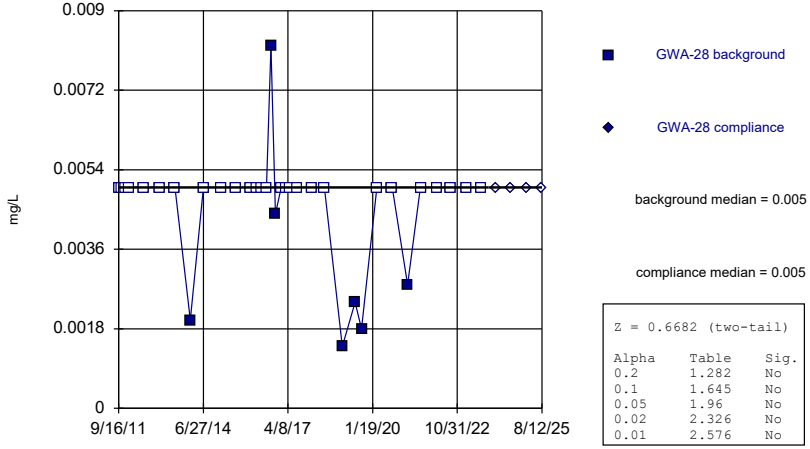


Z = 0.6682 (two-tail)

| Alpha | Table | Sig. |
|---|---|---|
| 0.2 | 1.282 | No |
| 0.1 | 1.645 | No |
| 0.05 | 1.96 | No |
| 0.02 | 2.326 | No |
| 0.01 | 2.576 | No |

Constituent: Chromium Analysis Run 3/31/2026 4:53 AM View: Mann-Whitney
Plant Wansley Client: Southern Company Data: Wansley Landfill

Sanitas™ v.10.1.06 Software licensed to Groundwater Stats Consulting. UG
Hollow symbols indicate censored values.

## Mann-Whitney (Wilcoxon Rank Sum)

GWA-29 (bg)

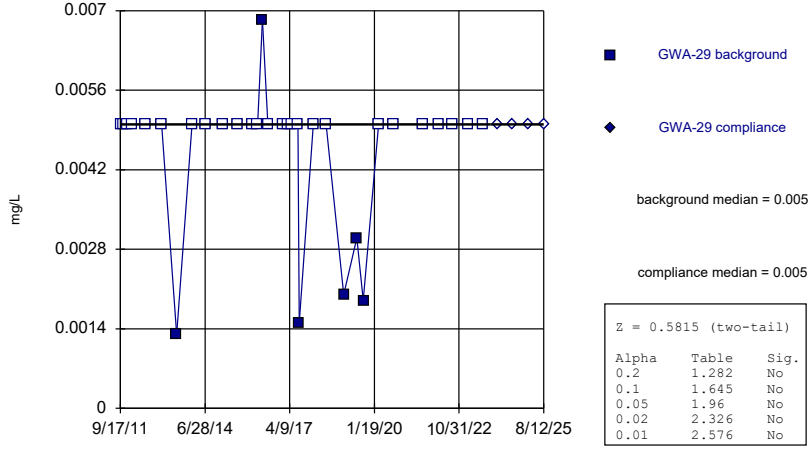


Z = 0.5815 (two-tail)

| Alpha | Table | Sig. |
|---|---|---|
| 0.2 | 1.282 | No |
| 0.1 | 1.645 | No |
| 0.05 | 1.96 | No |
| 0.02 | 2.326 | No |
| 0.01 | 2.576 | No |

Constituent: Chromium Analysis Run 3/31/2026 4:53 AM View: Mann-Whitney
Plant Wansley Client: Southern Company Data: Wansley Landfill

Sanitas™ v.10.1.06 Software licensed to Groundwater Stats Consulting. UG
Hollow symbols indicate censored values.

## Mann-Whitney (Wilcoxon Rank Sum)

GWC-5

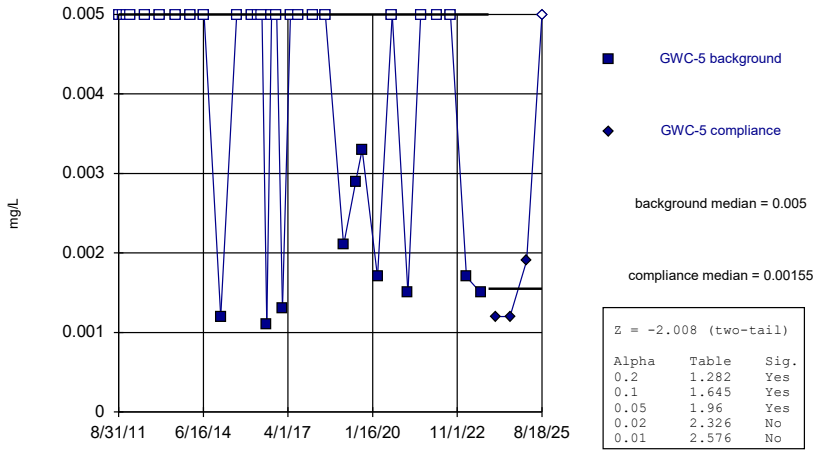


Z = -2.008 (two-tail)

| Alpha | Table | Sig. |
|---|---|---|
| 0.2 | 1.282 | Yes |
| 0.1 | 1.645 | Yes |
| 0.05 | 1.96 | Yes |
| 0.02 | 2.326 | No |
| 0.01 | 2.576 | No |

Constituent: Chromium Analysis Run 3/31/2026 4:53 AM View: Mann-Whitney
Plant Wansley Client: Southern Company Data: Wansley Landfill

Sanitas™ v.10.1.06 Software licensed to Groundwater Stats Consulting. UG
Hollow symbols indicate censored values.

## Mann-Whitney (Wilcoxon Rank Sum)

GWC-6

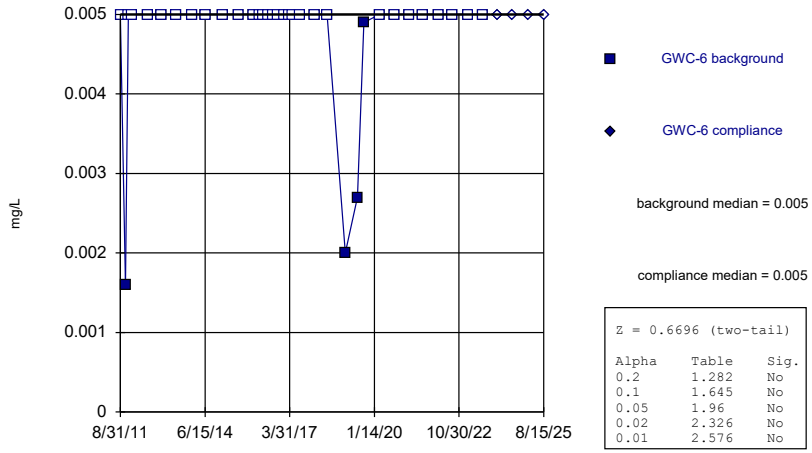


Z = 0.6696 (two-tail)

| Alpha | Table | Sig. |
|---|---|---|
| 0.2 | 1.282 | No |
| 0.1 | 1.645 | No |
| 0.05 | 1.96 | No |
| 0.02 | 2.326 | No |
| 0.01 | 2.576 | No |

Constituent: Chromium Analysis Run 3/31/2026 4:53 AM View: Mann-Whitney
Plant Wansley Client: Southern Company Data: Wansley Landfill

Sanitas™ v.10.1.06 Software licensed to Groundwater Stats Consulting. UG
Hollow symbols indicate censored values.

## Mann-Whitney (Wilcoxon Rank Sum)

GWC-7

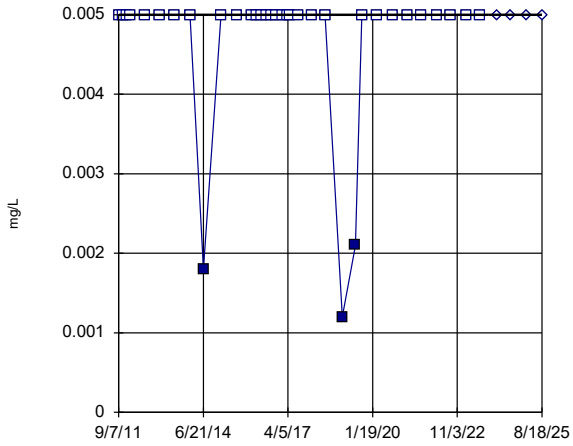


GWC-7 background

GWC-7 compliance

background median = 0.005

compliance median = 0.005

Z = 0.5594 (two-tail)

| Alpha | Table | Sig. |
|---|---|---|
| 0.2 | 1.282 | No |
| 0.1 | 1.645 | No |
| 0.05 | 1.96 | No |
| 0.02 | 2.326 | No |
| 0.01 | 2.576 | No |

Constituent: Chromium Analysis Run 3/31/2026 4:53 AM View: Mann-Whitney
Plant Wansley Client: Southern Company Data: Wansley Landfill

Sanitas™ v.10.1.06 Software licensed to Groundwater Stats Consulting. UG
Hollow symbols indicate censored values.

## Mann-Whitney (Wilcoxon Rank Sum)

GWC-8

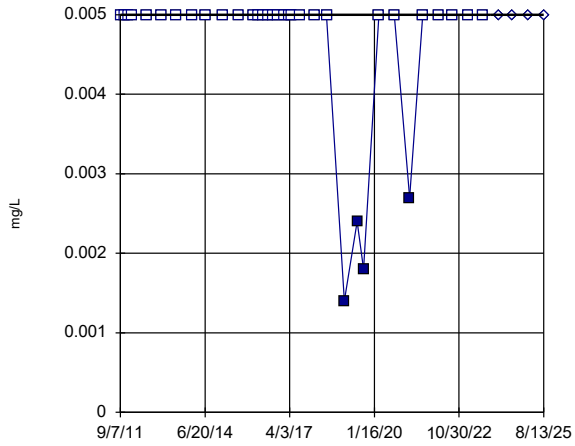


GWC-8 background

GWC-8 compliance

background median = 0.005

compliance median = 0.005

Z = 0.6696 (two-tail)

| Alpha | Table | Sig. |
|---|---|---|
| 0.2 | 1.282 | No |
| 0.1 | 1.645 | No |
| 0.05 | 1.96 | No |
| 0.02 | 2.326 | No |
| 0.01 | 2.576 | No |

Constituent: Chromium Analysis Run 3/31/2026 4:53 AM View: Mann-Whitney
Plant Wansley Client: Southern Company Data: Wansley Landfill

Sanitas™ v.10.1.06 Software licensed to Groundwater Stats Consulting. UG
Hollow symbols indicate censored values.

## Mann-Whitney (Wilcoxon Rank Sum)

GWC-9

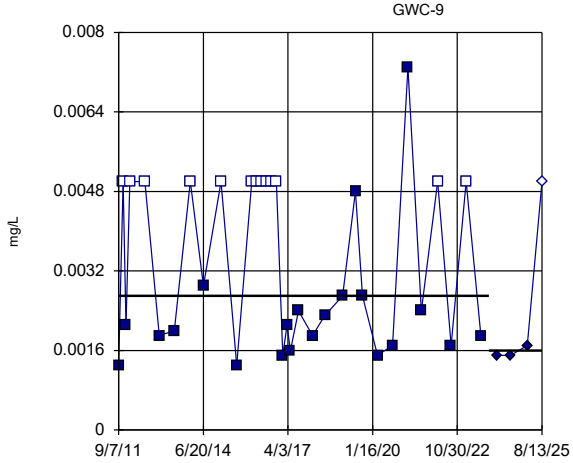


GWC-9 background

GWC-9 compliance

background median = 0.0027

compliance median = 0.0016

Z = -1.466 (two-tail)

| Alpha | Table | Sig. |
|---|---|---|
| 0.2 | 1.282 | Yes |
| 0.1 | 1.645 | No |
| 0.05 | 1.96 | No |
| 0.02 | 2.326 | No |
| 0.01 | 2.576 | No |

Constituent: Chromium Analysis Run 3/31/2026 4:53 AM View: Mann-Whitney
Plant Wansley Client: Southern Company Data: Wansley Landfill

Sanitas™ v.10.1.06 Software licensed to Groundwater Stats Consulting. UG
Hollow symbols indicate censored values.

## Mann-Whitney (Wilcoxon Rank Sum)

GWC-10

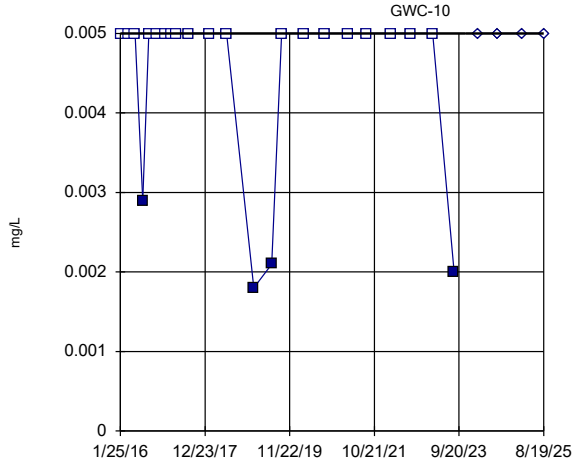


GWC-10 background

GWC-10 compliance

background median = 0.005

compliance median = 0.005

Z = 0.828 (two-tail)

| Alpha | Table | Sig. |
|---|---|---|
| 0.2 | 1.282 | No |
| 0.1 | 1.645 | No |
| 0.05 | 1.96 | No |
| 0.02 | 2.326 | No |
| 0.01 | 2.576 | No |

Constituent: Chromium Analysis Run 3/31/2026 4:53 AM View: Mann-Whitney
Plant Wansley Client: Southern Company Data: Wansley Landfill

Sanitas™ v.10.1.06 Software licensed to Groundwater Stats Consulting. UG
Hollow symbols indicate censored values.

## Mann-Whitney (Wilcoxon Rank Sum)

GWC-11

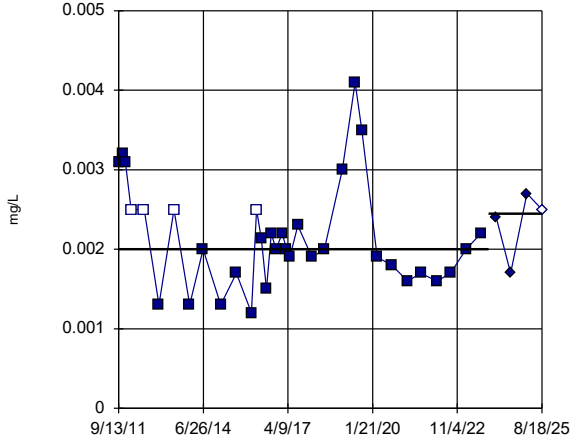


GWC-11 background

GWC-11 compliance

background median = 0.002

compliance median = 0.00245

Z = 0.8592 (two-tail)

| Alpha | Table | Sig. |
|---|---|---|
| 0.2 | 1.282 | No |
| 0.1 | 1.645 | No |
| 0.05 | 1.96 | No |
| 0.02 | 2.326 | No |
| 0.01 | 2.576 | No |

Constituent: Chromium Analysis Run 3/31/2026 4:53 AM View: Mann-Whitney
Plant Wansley Client: Southern Company Data: Wansley Landfill

Sanitas™ v.10.1.06 Software licensed to Groundwater Stats Consulting. UG
Hollow symbols indicate censored values.

## Mann-Whitney (Wilcoxon Rank Sum)

GWC-12

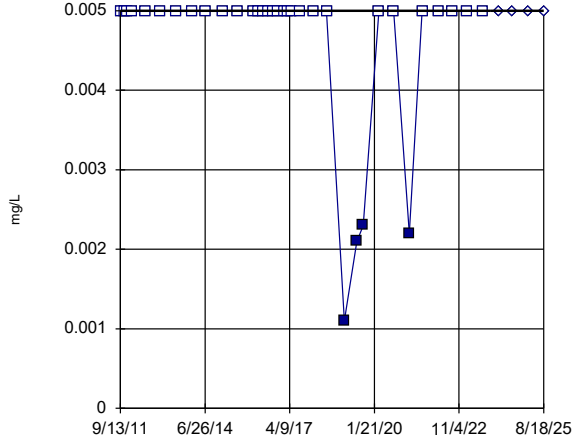


GWC-12 background

GWC-12 compliance

background median = 0.005

compliance median = 0.005

Z = 0.6696 (two-tail)

| Alpha | Table | Sig. |
|---|---|---|
| 0.2 | 1.282 | No |
| 0.1 | 1.645 | No |
| 0.05 | 1.96 | No |
| 0.02 | 2.326 | No |
| 0.01 | 2.576 | No |

Constituent: Chromium Analysis Run 3/31/2026 4:53 AM View: Mann-Whitney
Plant Wansley Client: Southern Company Data: Wansley Landfill

Sanitas™ v.10.1.06 Software licensed to Groundwater Stats Consulting. UG
Hollow symbols indicate censored values.

## Mann-Whitney (Wilcoxon Rank Sum)

GWC-13

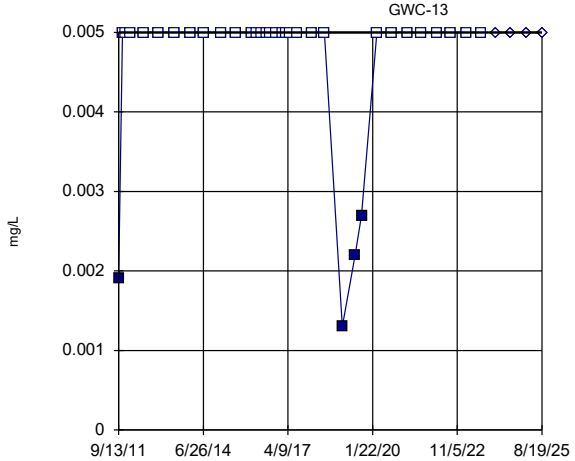


GWC-13 background

GWC-13 compliance

background median = 0.005

compliance median = 0.005

Z = 0.6696 (two-tail)

| Alpha | Table | Sig. |
|---|---|---|
| 0.2 | 1.282 | No |
| 0.1 | 1.645 | No |
| 0.05 | 1.96 | No |
| 0.02 | 2.326 | No |
| 0.01 | 2.576 | No |

Constituent: Chromium Analysis Run 3/31/2026 4:53 AM View: Mann-Whitney
Plant Wansley Client: Southern Company Data: Wansley Landfill

Sanitas™ v.10.1.06 Software licensed to Groundwater Stats Consulting. UG
Hollow symbols indicate censored values.

## Mann-Whitney (Wilcoxon Rank Sum)

GWC-14

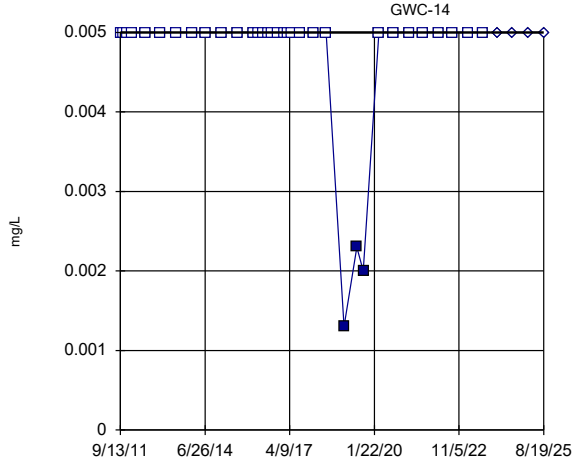


GWC-14 background

GWC-14 compliance

background median = 0.005

compliance median = 0.005

Z = 0.5594 (two-tail)

| Alpha | Table | Sig. |
|---|---|---|
| 0.2 | 1.282 | No |
| 0.1 | 1.645 | No |
| 0.05 | 1.96 | No |
| 0.02 | 2.326 | No |
| 0.01 | 2.576 | No |

Constituent: Chromium Analysis Run 3/31/2026 4:53 AM View: Mann-Whitney
Plant Wansley Client: Southern Company Data: Wansley Landfill

Sanitas™ v.10.1.06 Software licensed to Groundwater Stats Consulting. UG
Hollow symbols indicate censored values.

## Mann-Whitney (Wilcoxon Rank Sum)

GWC-15

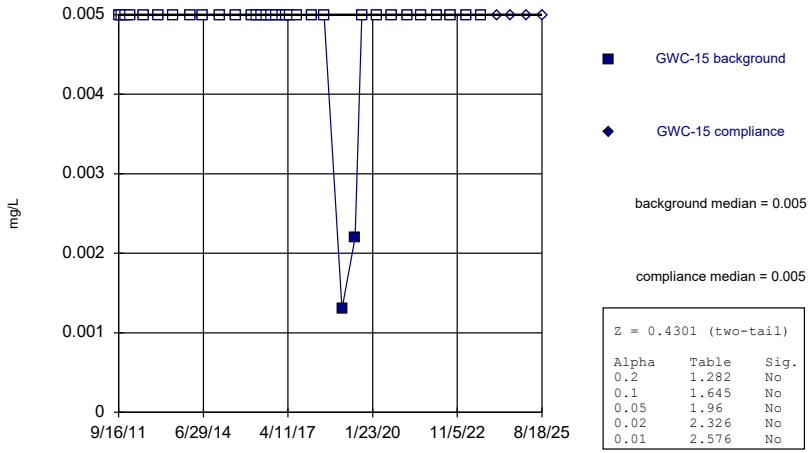


Z = 0.4301 (two-tail)

| Alpha | Table | Sig. |
|---|---|---|
| 0.2 | 1.282 | No |
| 0.1 | 1.645 | No |
| 0.05 | 1.96 | No |
| 0.02 | 2.326 | No |
| 0.01 | 2.576 | No |

Constituent: Chromium Analysis Run 3/31/2026 4:53 AM View: Mann-Whitney
Plant Wansley Client: Southern Company Data: Wansley Landfill

Sanitas™ v.10.1.06 Software licensed to Groundwater Stats Consulting. UG
Hollow symbols indicate censored values.

## Mann-Whitney (Wilcoxon Rank Sum)

GWC-16

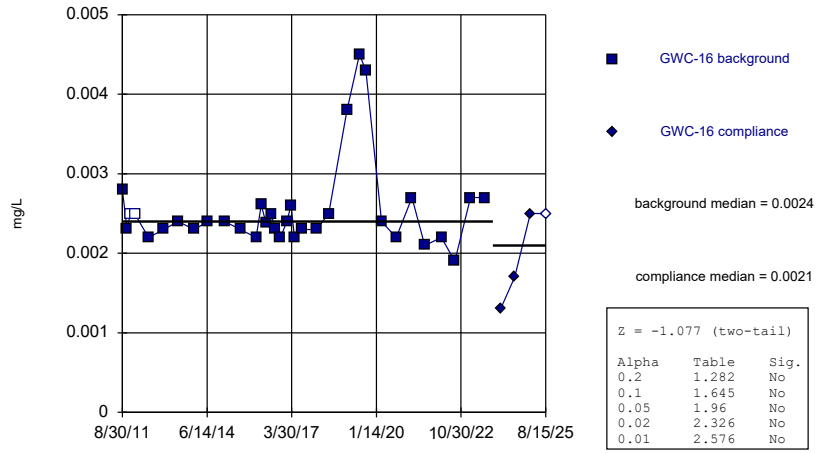


Z = -1.077 (two-tail)

| Alpha | Table | Sig. |
|---|---|---|
| 0.2 | 1.282 | No |
| 0.1 | 1.645 | No |
| 0.05 | 1.96 | No |
| 0.02 | 2.326 | No |
| 0.01 | 2.576 | No |

Constituent: Chromium Analysis Run 3/31/2026 4:53 AM View: Mann-Whitney
Plant Wansley Client: Southern Company Data: Wansley Landfill

Sanitas™ v.10.1.06 Software licensed to Groundwater Stats Consulting. UG
Hollow symbols indicate censored values.

## Mann-Whitney (Wilcoxon Rank Sum)

GWC-17

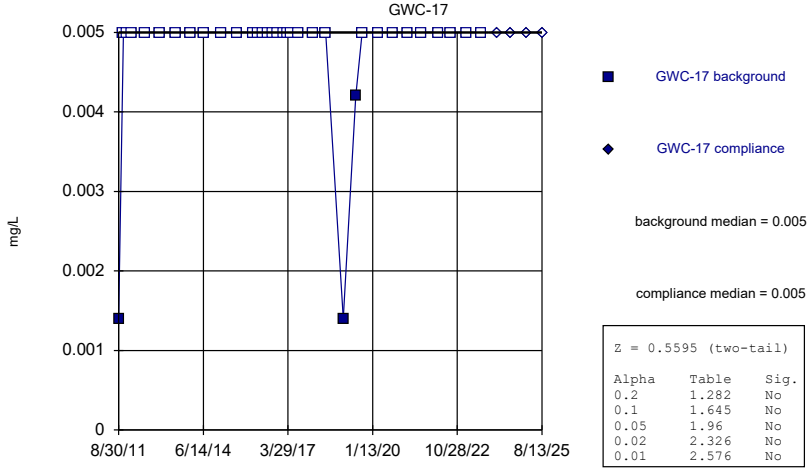


Z = 0.5595 (two-tail)

| Alpha | Table | Sig. |
|---|---|---|
| 0.2 | 1.282 | No |
| 0.1 | 1.645 | No |
| 0.05 | 1.96 | No |
| 0.02 | 2.326 | No |
| 0.01 | 2.576 | No |

Constituent: Chromium Analysis Run 3/31/2026 4:53 AM View: Mann-Whitney
Plant Wansley Client: Southern Company Data: Wansley Landfill

Sanitas™ v.10.1.06 Software licensed to Groundwater Stats Consulting. UG
Hollow symbols indicate censored values.

## Mann-Whitney (Wilcoxon Rank Sum)

GWC-18

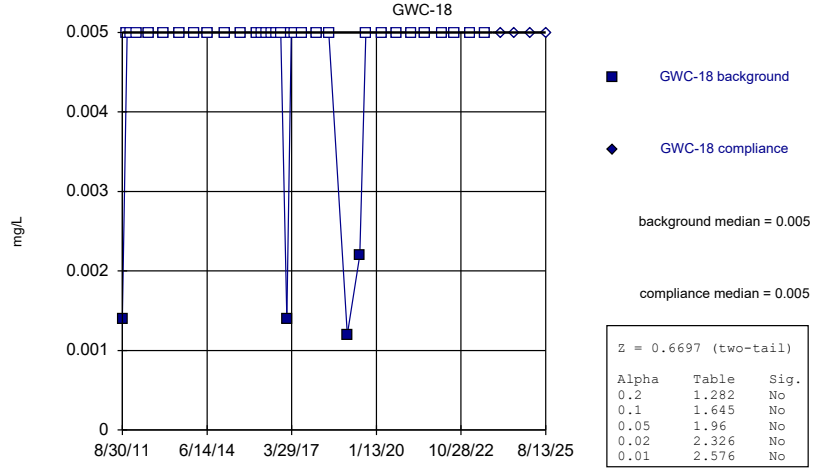


Z = 0.6697 (two-tail)

| Alpha | Table | Sig. |
|---|---|---|
| 0.2 | 1.282 | No |
| 0.1 | 1.645 | No |
| 0.05 | 1.96 | No |
| 0.02 | 2.326 | No |
| 0.01 | 2.576 | No |

Constituent: Chromium Analysis Run 3/31/2026 4:53 AM View: Mann-Whitney
Plant Wansley Client: Southern Company Data: Wansley Landfill

Sanitas™ v.10.1.06 Software licensed to Groundwater Stats Consulting. UG
Hollow symbols indicate censored values.

## Mann-Whitney (Wilcoxon Rank Sum)

GWC-19

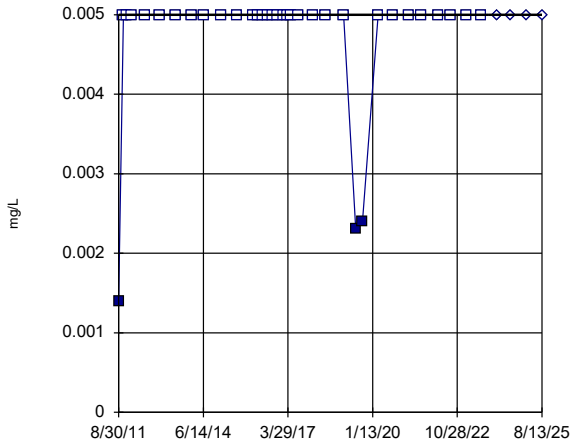


GWC-19 background

GWC-19 compliance

background median = 0.005

compliance median = 0.005

Z = 0.5594 (two-tail)

| Alpha | Table | Sig. |
|---|---|---|
| 0.2 | 1.282 | No |
| 0.1 | 1.645 | No |
| 0.05 | 1.96 | No |
| 0.02 | 2.326 | No |
| 0.01 | 2.576 | No |

Constituent: Chromium Analysis Run 3/31/2026 4:53 AM View: Mann-Whitney
Plant Wansley Client: Southern Company Data: Wansley Landfill

Sanitas™ v.10.1.06 Software licensed to Groundwater Stats Consulting. UG
Hollow symbols indicate censored values.

## Mann-Whitney (Wilcoxon Rank Sum)

GWC-20

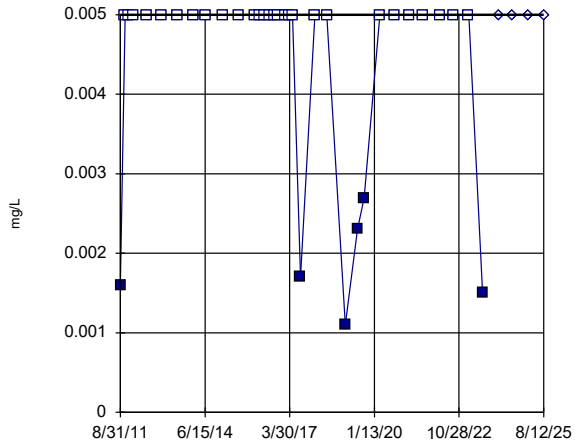


GWC-20 background

GWC-20 compliance

background median = 0.005

compliance median = 0.005

Z = 0.8617 (two-tail)

| Alpha | Table | Sig. |
|---|---|---|
| 0.2 | 1.282 | No |
| 0.1 | 1.645 | No |
| 0.05 | 1.96 | No |
| 0.02 | 2.326 | No |
| 0.01 | 2.576 | No |

Constituent: Chromium Analysis Run 3/31/2026 4:53 AM View: Mann-Whitney
Plant Wansley Client: Southern Company Data: Wansley Landfill

Sanitas™ v.10.1.06 Software licensed to Groundwater Stats Consulting. UG
Hollow symbols indicate censored values.

## Mann-Whitney (Wilcoxon Rank Sum)

GWC-21

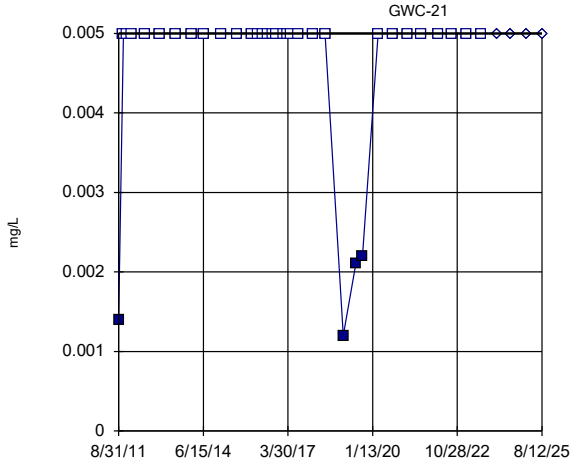


GWC-21 background

GWC-21 compliance

background median = 0.005

compliance median = 0.005

Z = 0.6696 (two-tail)

| Alpha | Table | Sig. |
|---|---|---|
| 0.2 | 1.282 | No |
| 0.1 | 1.645 | No |
| 0.05 | 1.96 | No |
| 0.02 | 2.326 | No |
| 0.01 | 2.576 | No |

Constituent: Chromium Analysis Run 3/31/2026 4:53 AM View: Mann-Whitney
Plant Wansley Client: Southern Company Data: Wansley Landfill

Sanitas™ v.10.1.06 Software licensed to Groundwater Stats Consulting. UG
Hollow symbols indicate censored values.

## Mann-Whitney (Wilcoxon Rank Sum)

GWC-22

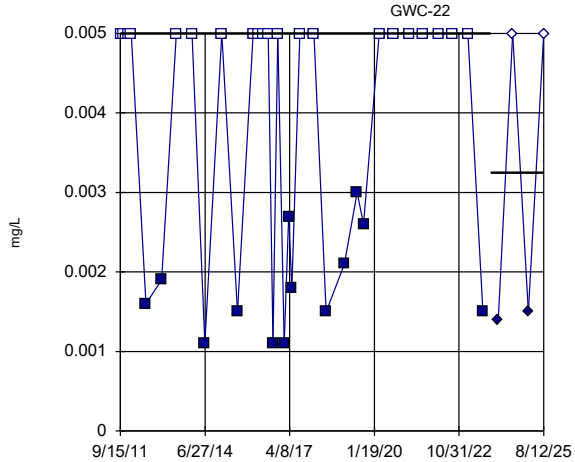


GWC-22 background

GWC-22 compliance

background median = 0.005

compliance median = 0.00325

Z = -0.7555 (two-tail)

| Alpha | Table | Sig. |
|---|---|---|
| 0.2 | 1.282 | No |
| 0.1 | 1.645 | No |
| 0.05 | 1.96 | No |
| 0.02 | 2.326 | No |
| 0.01 | 2.576 | No |

Constituent: Chromium Analysis Run 3/31/2026 4:53 AM View: Mann-Whitney
Plant Wansley Client: Southern Company Data: Wansley Landfill

Sanitas™ v.10.1.06 Software licensed to Groundwater Stats Consulting. UG
Hollow symbols indicate censored values.

## Mann-Whitney (Wilcoxon Rank Sum)

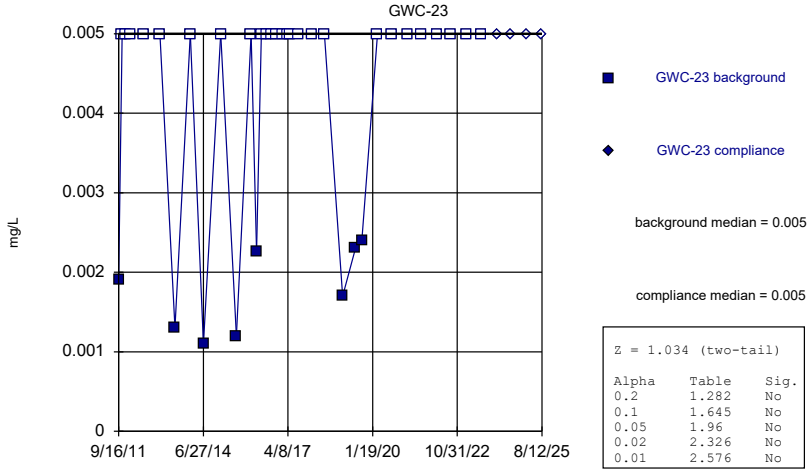


Z = 1.034 (two-tail)

| Alpha | Table | Sig. |
|---|---|---|
| 0.2 | 1.282 | No |
| 0.1 | 1.645 | No |
| 0.05 | 1.96 | No |
| 0.02 | 2.326 | No |
| 0.01 | 2.576 | No |

Constituent: Chromium Analysis Run 3/31/2026 4:53 AM View: Mann-Whitney
Plant Wansley Client: Southern Company Data: Wansley Landfill

Sanitas™ v.10.1.06 Software licensed to Groundwater Stats Consulting. UG
Hollow symbols indicate censored values.

## Mann-Whitney (Wilcoxon Rank Sum)

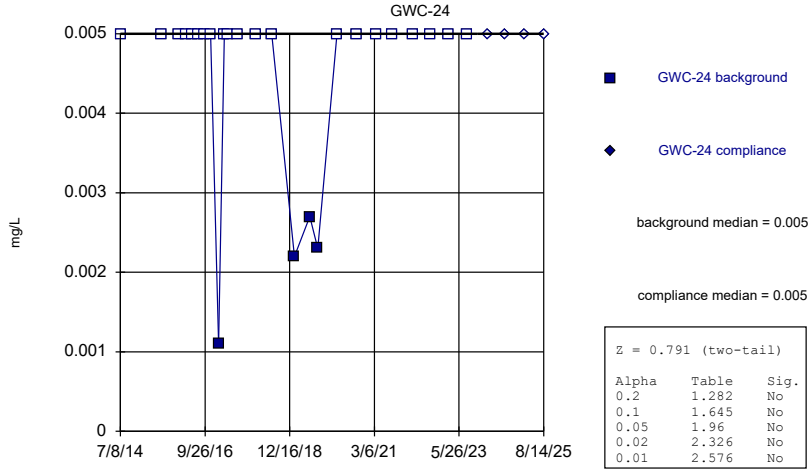


Z = 0.791 (two-tail)

| Alpha | Table | Sig. |
|---|---|---|
| 0.2 | 1.282 | No |
| 0.1 | 1.645 | No |
| 0.05 | 1.96 | No |
| 0.02 | 2.326 | No |
| 0.01 | 2.576 | No |

Constituent: Chromium Analysis Run 3/31/2026 4:53 AM View: Mann-Whitney
Plant Wansley Client: Southern Company Data: Wansley Landfill

Sanitas™ v.10.1.06 Software licensed to Groundwater Stats Consulting. UG
Hollow symbols indicate censored values.

## Mann-Whitney (Wilcoxon Rank Sum)

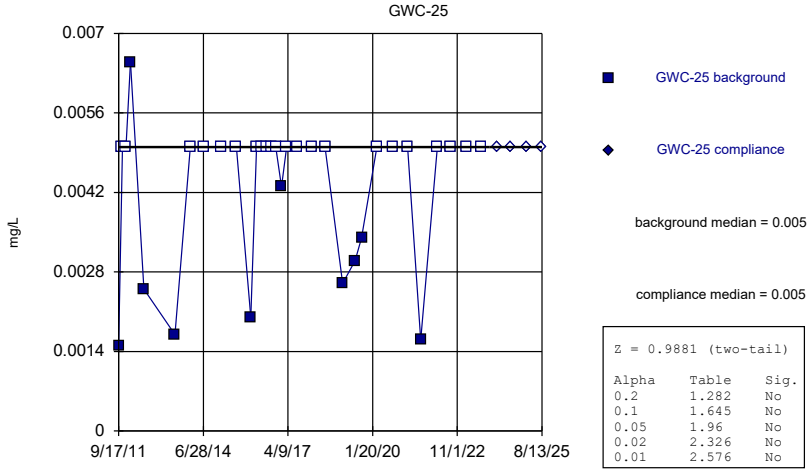


Z = 0.9881 (two-tail)

| Alpha | Table | Sig. |
|---|---|---|
| 0.2 | 1.282 | No |
| 0.1 | 1.645 | No |
| 0.05 | 1.96 | No |
| 0.02 | 2.326 | No |
| 0.01 | 2.576 | No |

Constituent: Chromium Analysis Run 3/31/2026 4:53 AM View: Mann-Whitney
Plant Wansley Client: Southern Company Data: Wansley Landfill

Sanitas™ v.10.1.06 Software licensed to Groundwater Stats Consulting. UG
Hollow symbols indicate censored values.

## Mann-Whitney (Wilcoxon Rank Sum)

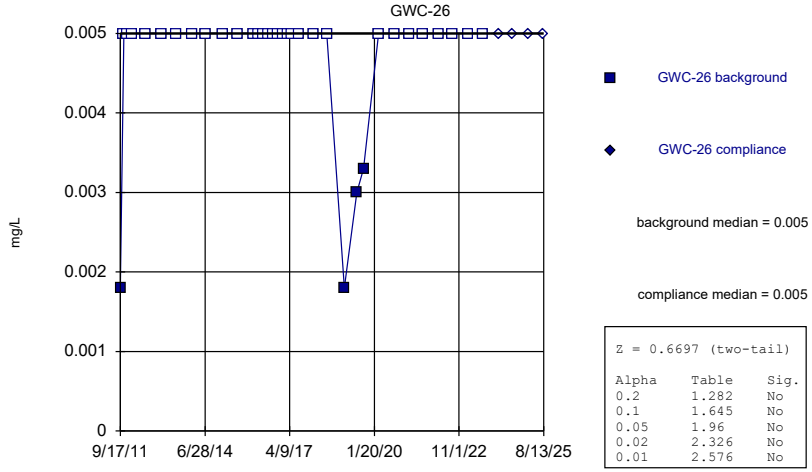


Z = 0.6697 (two-tail)

| Alpha | Table | Sig. |
|---|---|---|
| 0.2 | 1.282 | No |
| 0.1 | 1.645 | No |
| 0.05 | 1.96 | No |
| 0.02 | 2.326 | No |
| 0.01 | 2.576 | No |

Constituent: Chromium Analysis Run 3/31/2026 4:53 AM View: Mann-Whitney
Plant Wansley Client: Southern Company Data: Wansley Landfill

Sanitas™ v.10.1.06 Software licensed to Groundwater Stats Consulting. UG
Hollow symbols indicate censored values.

## Mann-Whitney (Wilcoxon Rank Sum)

GWC-27

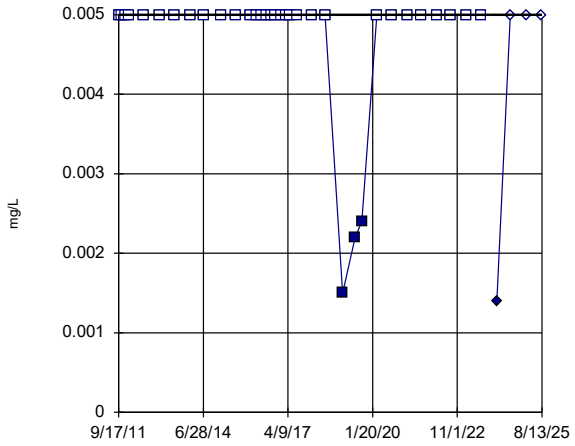


GWC-27 background

GWC-27 compliance

background median = 0.005

compliance median = 0.005

Z = -1.161 (two-tail)

| Alpha | Table | Sig. |
|---|---|---|
| 0.2 | 1.282 | No |
| 0.1 | 1.645 | No |
| 0.05 | 1.96 | No |
| 0.02 | 2.326 | No |
| 0.01 | 2.576 | No |

Constituent: Chromium Analysis Run 3/31/2026 4:53 AM View: Mann-Whitney
Plant Wansley Client: Southern Company Data: Wansley Landfill

Sanitas™ v.10.1.06 Software licensed to Groundwater Stats Consulting. UG
Hollow symbols indicate censored values.

## Mann-Whitney (Wilcoxon Rank Sum)

GWC-30

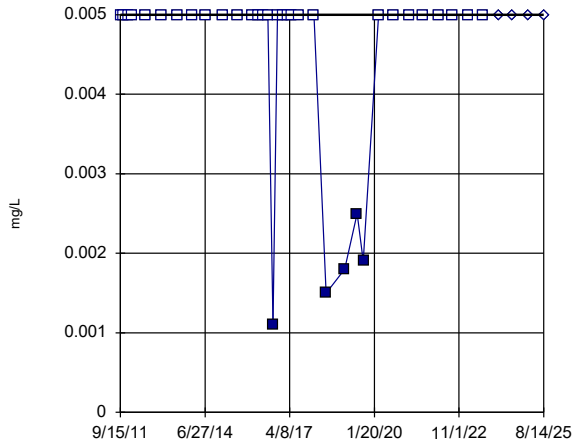


GWC-30 background

GWC-30 compliance

background median = 0.005

compliance median = 0.005

Z = 0.7691 (two-tail)

| Alpha | Table | Sig. |
|---|---|---|
| 0.2 | 1.282 | No |
| 0.1 | 1.645 | No |
| 0.05 | 1.96 | No |
| 0.02 | 2.326 | No |
| 0.01 | 2.576 | No |

Constituent: Chromium Analysis Run 3/31/2026 4:53 AM View: Mann-Whitney
Plant Wansley Client: Southern Company Data: Wansley Landfill

Sanitas™ v.10.1.06 Software licensed to Groundwater Stats Consulting. UG
Hollow symbols indicate censored values.

## Mann-Whitney (Wilcoxon Rank Sum)

GWC-31

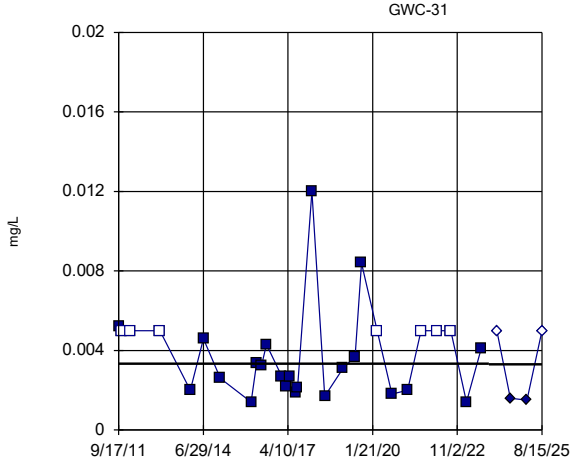


GWC-31 background

GWC-31 compliance

background median = 0.00334

compliance median = 0.0033

Z = -0.5295 (two-tail)

| Alpha | Table | Sig. |
|---|---|---|
| 0.2 | 1.282 | No |
| 0.1 | 1.645 | No |
| 0.05 | 1.96 | No |
| 0.02 | 2.326 | No |
| 0.01 | 2.576 | No |

Constituent: Chromium Analysis Run 3/31/2026 4:53 AM View: Mann-Whitney
Plant Wansley Client: Southern Company Data: Wansley Landfill

Sanitas™ v.10.1.06 Software licensed to Groundwater Stats Consulting. UG
Hollow symbols indicate censored values.

## Mann-Whitney (Wilcoxon Rank Sum)

GWC-32

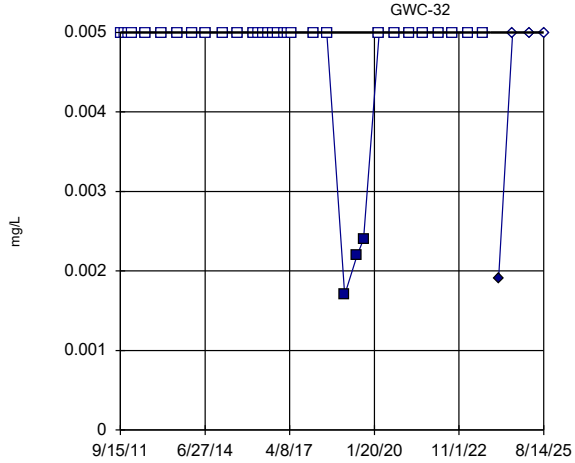


GWC-32 background

GWC-32 compliance

background median = 0.005

compliance median = 0.005

Z = -1.043 (two-tail)

| Alpha | Table | Sig. |
|---|---|---|
| 0.2 | 1.282 | No |
| 0.1 | 1.645 | No |
| 0.05 | 1.96 | No |
| 0.02 | 2.326 | No |
| 0.01 | 2.576 | No |

Constituent: Chromium Analysis Run 3/31/2026 4:53 AM View: Mann-Whitney
Plant Wansley Client: Southern Company Data: Wansley Landfill

Sanitas™ v.10.1.06 Software licensed to Groundwater Stats Consulting. UG
Hollow symbols indicate censored values.

## Mann-Whitney (Wilcoxon Rank Sum)

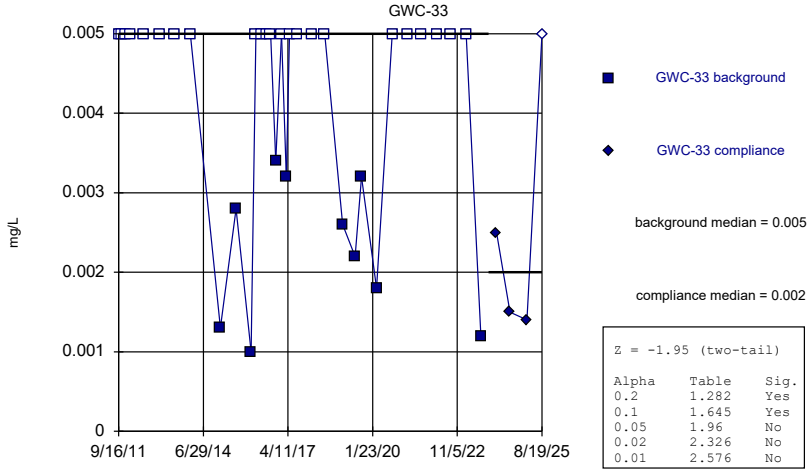


Z = -1.95 (two-tail)

| Alpha | Table | Sig. |
|---|---|---|
| 0.2 | 1.282 | Yes |
| 0.1 | 1.645 | Yes |
| 0.05 | 1.96 | No |
| 0.02 | 2.326 | No |
| 0.01 | 2.576 | No |

Constituent: Chromium  Analysis Run 3/31/2026 4:53 AM  View: Mann-Whitney
Plant Wansley  Client: Southern Company  Data: Wansley Landfill

Sanitas™ v.10.1.06 Software licensed to Groundwater Stats Consulting. UG
Hollow symbols indicate censored values.

## Mann-Whitney (Wilcoxon Rank Sum)

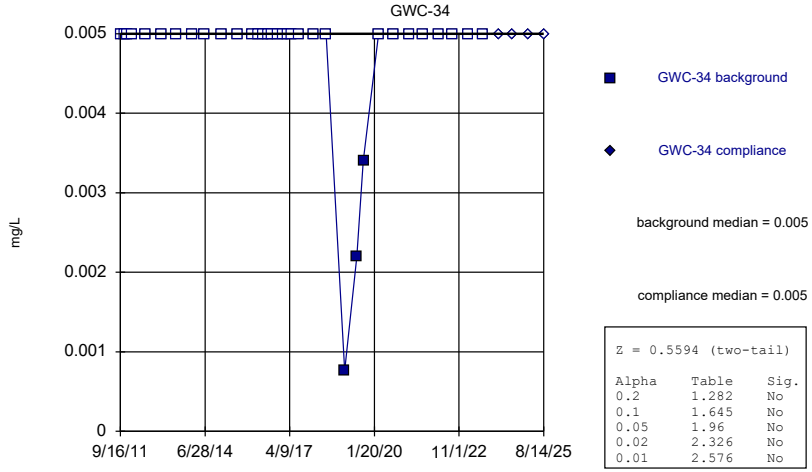


Z = 0.5594 (two-tail)

| Alpha | Table | Sig. |
|---|---|---|
| 0.2 | 1.282 | No |
| 0.1 | 1.645 | No |
| 0.05 | 1.96 | No |
| 0.02 | 2.326 | No |
| 0.01 | 2.576 | No |

Constituent: Chromium  Analysis Run 3/31/2026 4:53 AM  View: Mann-Whitney
Plant Wansley  Client: Southern Company  Data: Wansley Landfill

Sanitas™ v.10.1.06 Software licensed to Groundwater Stats Consulting. UG
Hollow symbols indicate censored values.

## Mann-Whitney (Wilcoxon Rank Sum)

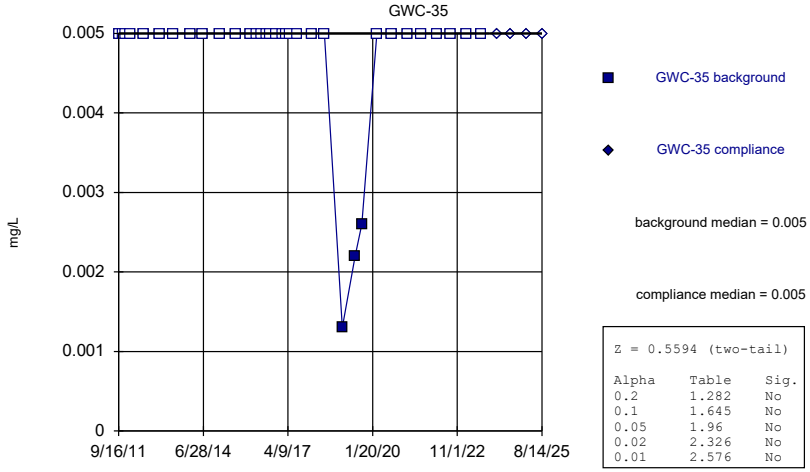


Z = 0.5594 (two-tail)

| Alpha | Table | Sig. |
|---|---|---|
| 0.2 | 1.282 | No |
| 0.1 | 1.645 | No |
| 0.05 | 1.96 | No |
| 0.02 | 2.326 | No |
| 0.01 | 2.576 | No |

Constituent: Chromium  Analysis Run 3/31/2026 4:53 AM  View: Mann-Whitney
Plant Wansley  Client: Southern Company  Data: Wansley Landfill

Sanitas™ v.10.1.06 Software licensed to Groundwater Stats Consulting. UG
Hollow symbols indicate censored values.

## Mann-Whitney (Wilcoxon Rank Sum)

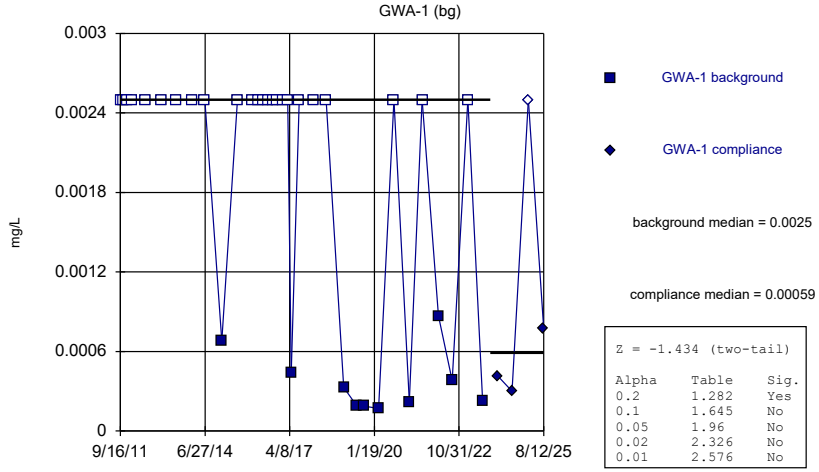


Z = -1.434 (two-tail)

| Alpha | Table | Sig. |
|---|---|---|
| 0.2 | 1.282 | Yes |
| 0.1 | 1.645 | No |
| 0.05 | 1.96 | No |
| 0.02 | 2.326 | No |
| 0.01 | 2.576 | No |

Constituent: Cobalt  Analysis Run 3/31/2026 4:53 AM  View: Mann-Whitney
Plant Wansley  Client: Southern Company  Data: Wansley Landfill

Sanitas™ v.10.1.06 Software licensed to Groundwater Stats Consulting. UG
Hollow symbols indicate censored values.

## Mann-Whitney (Wilcoxon Rank Sum)

GWA-2 (bg)

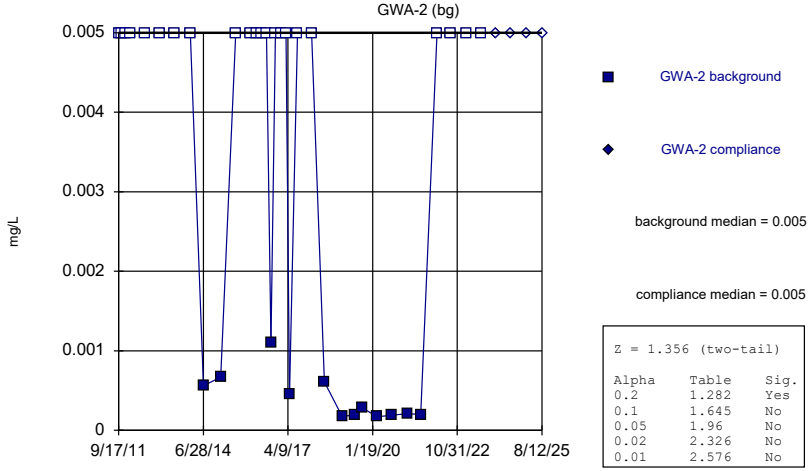


Z = 1.356 (two-tail)

| Alpha | Table | Sig. |
|---|---|---|
| 0.2 | 1.282 | Yes |
| 0.1 | 1.645 | No |
| 0.05 | 1.96 | No |
| 0.02 | 2.326 | No |
| 0.01 | 2.576 | No |

Constituent: Cobalt Analysis Run 3/31/2026 4:53 AM View: Mann-Whitney
Plant Wansley Client: Southern Company Data: Wansley Landfill

Sanitas™ v.10.1.06 Software licensed to Groundwater Stats Consulting. UG
Hollow symbols indicate censored values.

## Mann-Whitney (Wilcoxon Rank Sum)

GWA-4 (bg)

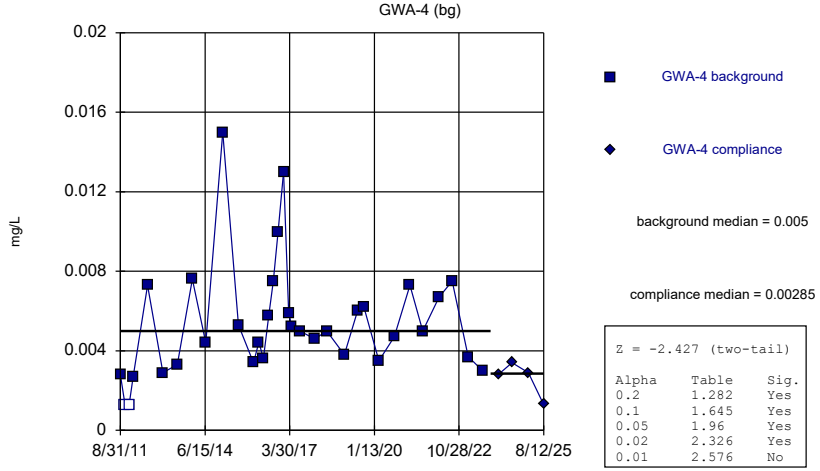


Z = -2.427 (two-tail)

| Alpha | Table | Sig. |
|---|---|---|
| 0.2 | 1.282 | Yes |
| 0.1 | 1.645 | Yes |
| 0.05 | 1.96 | Yes |
| 0.02 | 2.326 | Yes |
| 0.01 | 2.576 | No |

Constituent: Cobalt Analysis Run 3/31/2026 4:53 AM View: Mann-Whitney
Plant Wansley Client: Southern Company Data: Wansley Landfill

Sanitas™ v.10.1.06 Software licensed to Groundwater Stats Consulting. UG
Hollow symbols indicate censored values.

## Mann-Whitney (Wilcoxon Rank Sum)

GWA-29 (bg)

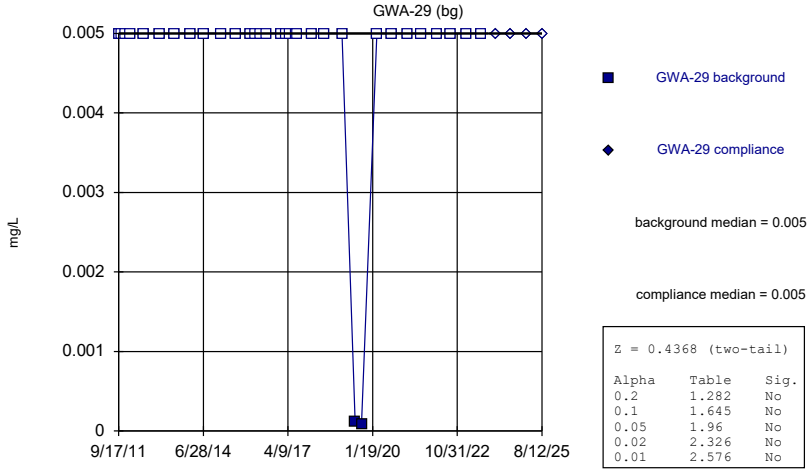


Z = 0.4368 (two-tail)

| Alpha | Table | Sig. |
|---|---|---|
| 0.2 | 1.282 | No |
| 0.1 | 1.645 | No |
| 0.05 | 1.96 | No |
| 0.02 | 2.326 | No |
| 0.01 | 2.576 | No |

Constituent: Cobalt Analysis Run 3/31/2026 4:53 AM View: Mann-Whitney
Plant Wansley Client: Southern Company Data: Wansley Landfill

Sanitas™ v.10.1.06 Software licensed to Groundwater Stats Consulting. UG

## Mann-Whitney (Wilcoxon Rank Sum)

GWC-5

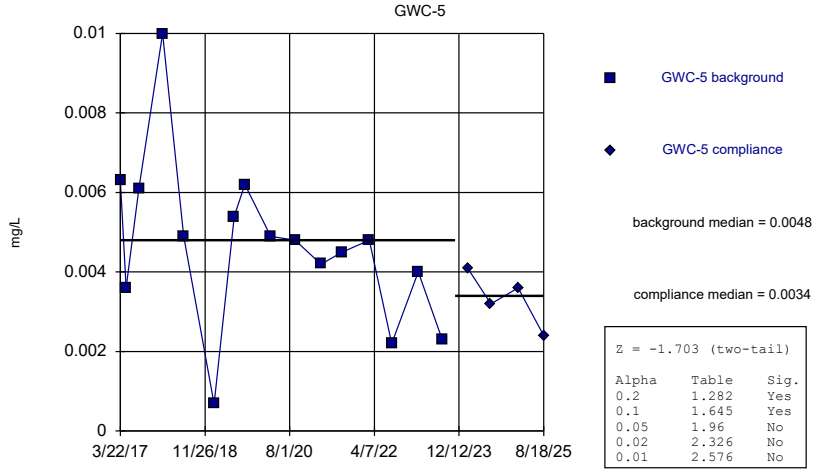


Z = -1.703 (two-tail)

| Alpha | Table | Sig. |
|---|---|---|
| 0.2 | 1.282 | Yes |
| 0.1 | 1.645 | Yes |
| 0.05 | 1.96 | No |
| 0.02 | 2.326 | No |
| 0.01 | 2.576 | No |

Constituent: Cobalt Analysis Run 3/31/2026 4:54 AM View: Mann-Whitney
Plant Wansley Client: Southern Company Data: Wansley Landfill

Sanitas™ v.10.1.06 Software licensed to Groundwater Stats Consulting. UG

## Mann-Whitney (Wilcoxon Rank Sum)

GWC-6

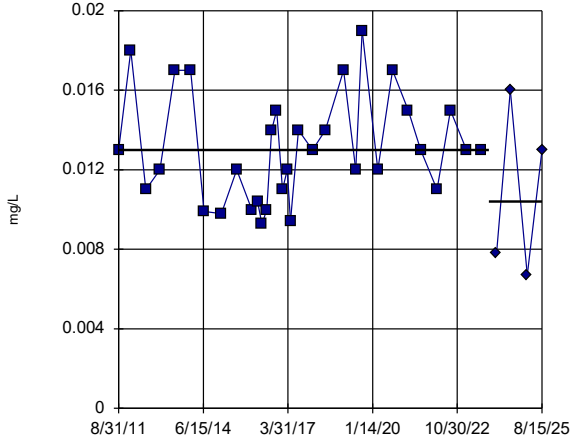


GWC-6 background

GWC-6 compliance

background median = 0.013

compliance median = 0.0104

Z = -1.062 (two-tail)

| Alpha | Table | Sig. |
|---|---|---|
| 0.2 | 1.282 | No |
| 0.1 | 1.645 | No |
| 0.05 | 1.96 | No |
| 0.02 | 2.326 | No |
| 0.01 | 2.576 | No |

Constituent: Cobalt Analysis Run 3/31/2026 4:54 AM View: Mann-Whitney

Plant Wansley Client: Southern Company Data: Wansley Landfill

Sanitas™ v.10.1.06 Software licensed to Groundwater Stats Consulting. UG

## Mann-Whitney (Wilcoxon Rank Sum)

GWC-7

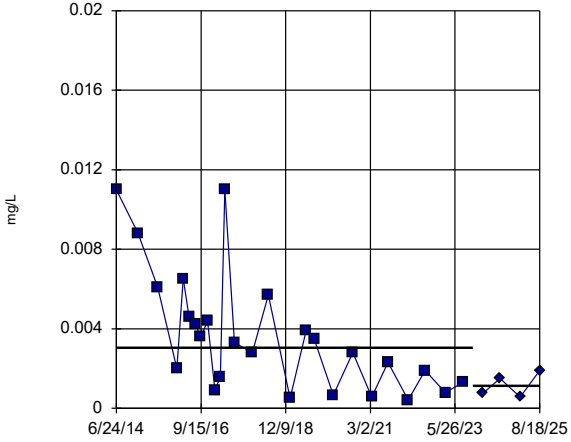


GWC-7 background

GWC-7 compliance

background median = 0.00305

compliance median = 0.00113

Z = -1.862 (two-tail)

| Alpha | Table | Sig. |
|---|---|---|
| 0.2 | 1.282 | Yes |
| 0.1 | 1.645 | Yes |
| 0.05 | 1.96 | No |
| 0.02 | 2.326 | No |
| 0.01 | 2.576 | No |

Constituent: Cobalt Analysis Run 3/31/2026 4:54 AM View: Mann-Whitney

Plant Wansley Client: Southern Company Data: Wansley Landfill

Sanitas™ v.10.1.06 Software licensed to Groundwater Stats Consulting. UG

## Mann-Whitney (Wilcoxon Rank Sum)

GWC-8

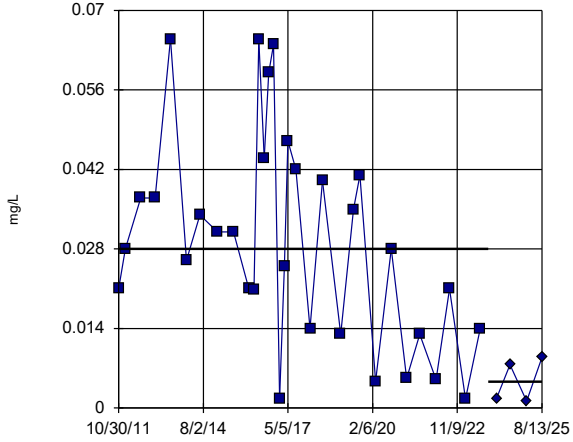


GWC-8 background

GWC-8 compliance

background median = 0.028

compliance median = 0.00465

Z = -2.67 (two-tail)

| Alpha | Table | Sig. |
|---|---|---|
| 0.2 | 1.282 | Yes |
| 0.1 | 1.645 | Yes |
| 0.05 | 1.96 | Yes |
| 0.02 | 2.326 | Yes |
| 0.01 | 2.576 | Yes |

Constituent: Cobalt Analysis Run 3/31/2026 4:54 AM View: Mann-Whitney

Plant Wansley Client: Southern Company Data: Wansley Landfill

Sanitas™ v.10.1.06 Software licensed to Groundwater Stats Consulting. UG

Hollow symbols indicate censored values.

## Mann-Whitney (Wilcoxon Rank Sum)

GWC-9

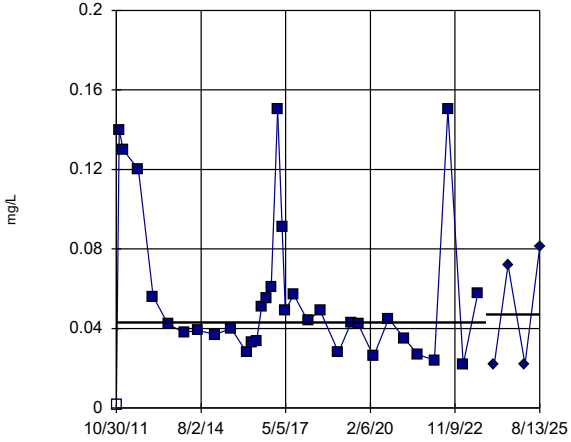


GWC-9 background

GWC-9 compliance

background median = 0.043

compliance median = 0.047

Z = -0.4649 (two-tail)

| Alpha | Table | Sig. |
|---|---|---|
| 0.2 | 1.282 | No |
| 0.1 | 1.645 | No |
| 0.05 | 1.96 | No |
| 0.02 | 2.326 | No |
| 0.01 | 2.576 | No |

Constituent: Cobalt Analysis Run 3/31/2026 4:54 AM View: Mann-Whitney

Plant Wansley Client: Southern Company Data: Wansley Landfill

Sanitas™ v.10.1.06 Software licensed to Groundwater Stats Consulting. UG

## Mann-Whitney (Wilcoxon Rank Sum)

GWC-10

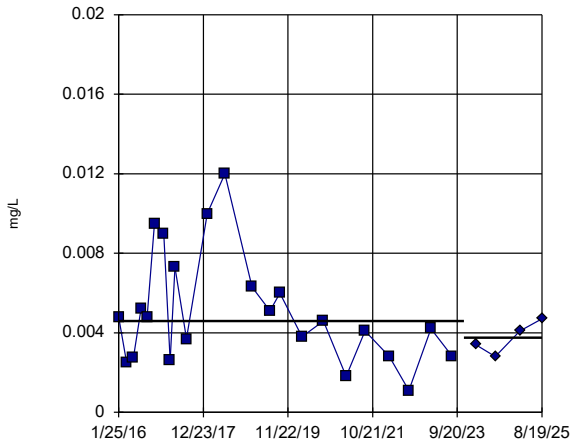


GWC-10 background

GWC-10 compliance

background median = 0.0046

compliance median = 0.00375

Z = -0.8198 (two-tail)

| Alpha | Table | Sig. |
|---|---|---|
| 0.2 | 1.282 | No |
| 0.1 | 1.645 | No |
| 0.05 | 1.96 | No |
| 0.02 | 2.326 | No |
| 0.01 | 2.576 | No |

Constituent: Cobalt Analysis Run 3/31/2026 4:54 AM View: Mann-Whitney
Plant Wansley Client: Southern Company Data: Wansley Landfill

Sanitas™ v.10.1.06 Software licensed to Groundwater Stats Consulting. UG

## Mann-Whitney (Wilcoxon Rank Sum)

GWC-11

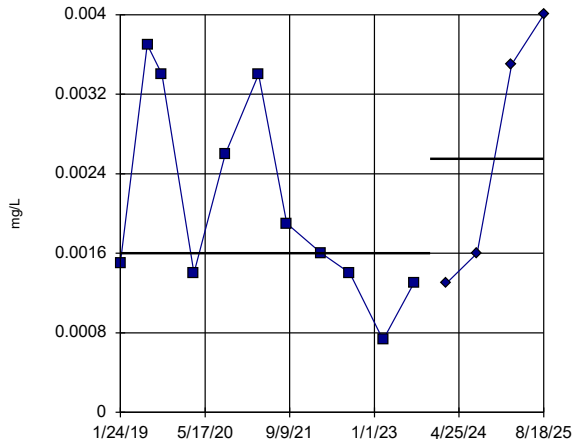


GWC-11 background

GWC-11 compliance

background median = 0.0016

compliance median = 0.00255

Z = 0.7206 (two-tail)

| Alpha | Table | Sig. |
|---|---|---|
| 0.2 | 1.282 | No |
| 0.1 | 1.645 | No |
| 0.05 | 1.96 | No |
| 0.02 | 2.326 | No |
| 0.01 | 2.576 | No |

Constituent: Cobalt Analysis Run 3/31/2026 4:54 AM View: Mann-Whitney
Plant Wansley Client: Southern Company Data: Wansley Landfill

Sanitas™ v.10.1.06 Software licensed to Groundwater Stats Consulting. UG
Hollow symbols indicate censored values.

## Mann-Whitney (Wilcoxon Rank Sum)

GWC-12

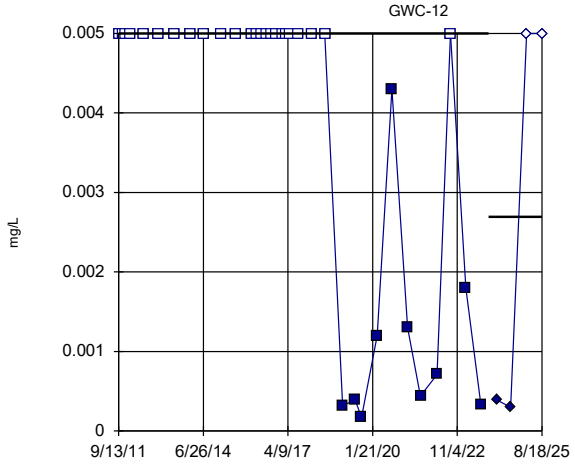


GWC-12 background

GWC-12 compliance

background median = 0.005

compliance median = 0.002695

Z = -1.154 (two-tail)

| Alpha | Table | Sig. |
|---|---|---|
| 0.2 | 1.282 | No |
| 0.1 | 1.645 | No |
| 0.05 | 1.96 | No |
| 0.02 | 2.326 | No |
| 0.01 | 2.576 | No |

Constituent: Cobalt Analysis Run 3/31/2026 4:54 AM View: Mann-Whitney
Plant Wansley Client: Southern Company Data: Wansley Landfill

Sanitas™ v.10.1.06 Software licensed to Groundwater Stats Consulting. UG

## Mann-Whitney (Wilcoxon Rank Sum)

GWC-14

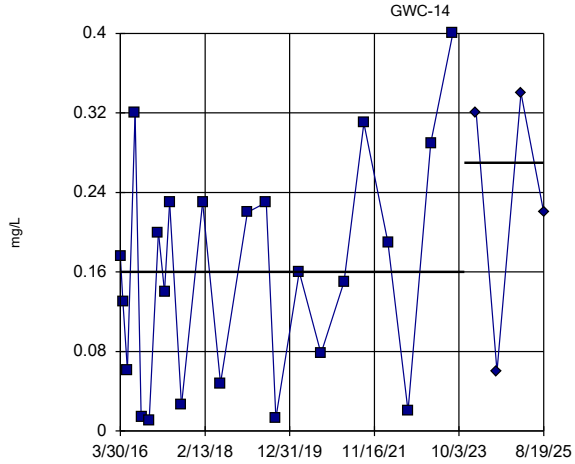


GWC-14 background

GWC-14 compliance

background median = 0.16

compliance median = 0.27

Z = 1.264 (two-tail)

| Alpha | Table | Sig. |
|---|---|---|
| 0.2 | 1.282 | No |
| 0.1 | 1.645 | No |
| 0.05 | 1.96 | No |
| 0.02 | 2.326 | No |
| 0.01 | 2.576 | No |

Constituent: Cobalt Analysis Run 3/31/2026 4:54 AM View: Mann-Whitney
Plant Wansley Client: Southern Company Data: Wansley Landfill

Sanitas™ v.10.1.06 Software licensed to Groundwater Stats Consulting. UG
Hollow symbols indicate censored values.

## Mann-Whitney (Wilcoxon Rank Sum)

GWC-15

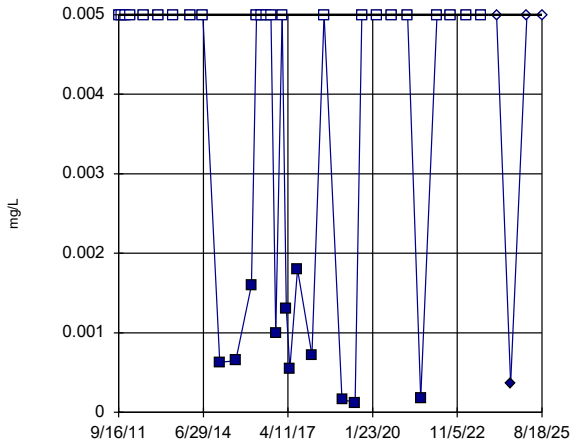


GWC-15 background

GWC-15 compliance

background median = 0.005

compliance median = 0.005

```
Z = 0.1154 (two-tail)

Alpha     Table     Sig.
0.2       1.282     No
0.1       1.645     No
0.05      1.96      No
0.02      2.326     No
0.01      2.576     No
```

Constituent: Cobalt  Analysis Run 3/31/2026 4:54 AM  View: Mann-Whitney
Plant Wansley  Client: Southern Company  Data: Wansley Landfill

Sanitas™ v.10.1.06 Software licensed to Groundwater Stats Consulting. UG
Hollow symbols indicate censored values.

## Mann-Whitney (Wilcoxon Rank Sum)

GWC-16

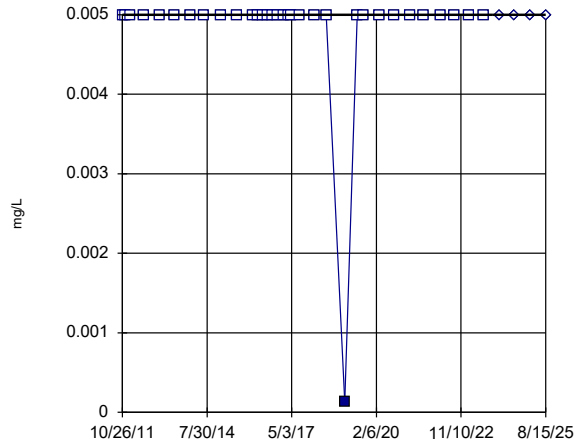


GWC-16 background

GWC-16 compliance

background median = 0.005

compliance median = 0.005

```
Z = 0.2611 (two-tail)

Alpha     Table     Sig.
0.2       1.282     No
0.1       1.645     No
0.05      1.96      No
0.02      2.326     No
0.01      2.576     No
```

Constituent: Cobalt  Analysis Run 3/31/2026 4:54 AM  View: Mann-Whitney
Plant Wansley  Client: Southern Company  Data: Wansley Landfill

Sanitas™ v.10.1.06 Software licensed to Groundwater Stats Consulting. UG
Hollow symbols indicate censored values.

## Mann-Whitney (Wilcoxon Rank Sum)

GWC-17

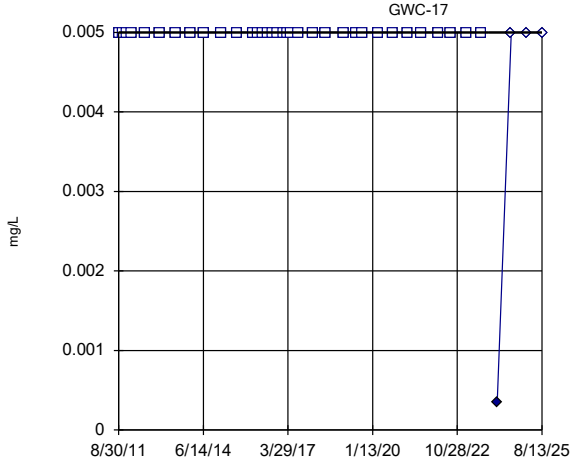


GWC-17 background

GWC-17 compliance

background median = 0.005

compliance median = 0.005

```
Z = -3.001 (two-tail)

Alpha     Table     Sig.
0.2       1.282     Yes
0.1       1.645     Yes
0.05      1.96      Yes
0.02      2.326     Yes
0.01      2.576     Yes
```

Constituent: Cobalt  Analysis Run 3/31/2026 4:54 AM  View: Mann-Whitney
Plant Wansley  Client: Southern Company  Data: Wansley Landfill

Sanitas™ v.10.1.06 Software licensed to Groundwater Stats Consulting. UG
Hollow symbols indicate censored values.

## Mann-Whitney (Wilcoxon Rank Sum)

GWC-19

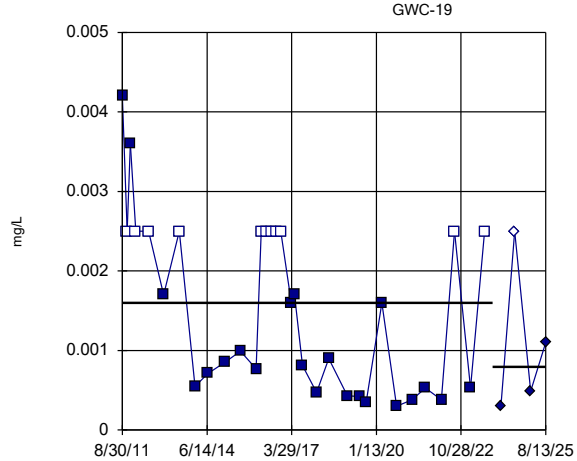


GWC-19 background

GWC-19 compliance

background median = 0.0016

compliance median = 0.000795

```
Z = -0.8711 (two-tail)

Alpha     Table     Sig.
0.2       1.282     No
0.1       1.645     No
0.05      1.96      No
0.02      2.326     No
0.01      2.576     No
```

Constituent: Cobalt  Analysis Run 3/31/2026 4:54 AM  View: Mann-Whitney
Plant Wansley  Client: Southern Company  Data: Wansley Landfill

Sanitas™ v.10.1.06 Software licensed to Groundwater Stats Consulting. UG
Hollow symbols indicate censored values.

## Mann-Whitney (Wilcoxon Rank Sum)

GWC-20

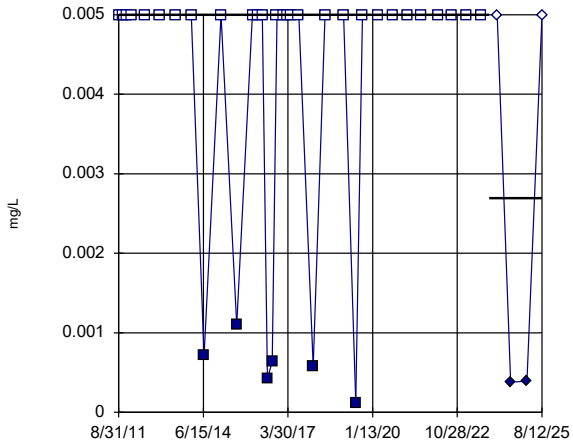


GWC-20 background

GWC-20 compliance

background median = 0.005

compliance median = 0.002695

Z = -1.768 (two-tail)

| Alpha | Table | Sig. |
|---|---|---|
| 0.2 | 1.282 | Yes |
| 0.1 | 1.645 | Yes |
| 0.05 | 1.96 | No |
| 0.02 | 2.326 | No |
| 0.01 | 2.576 | No |

Constituent: Cobalt Analysis Run 3/31/2026 4:54 AM View: Mann-Whitney
Plant Wansley Client: Southern Company Data: Wansley Landfill

Sanitas™ v.10.1.06 Software licensed to Groundwater Stats Consulting. UG
Hollow symbols indicate censored values.

## Mann-Whitney (Wilcoxon Rank Sum)

GWC-21

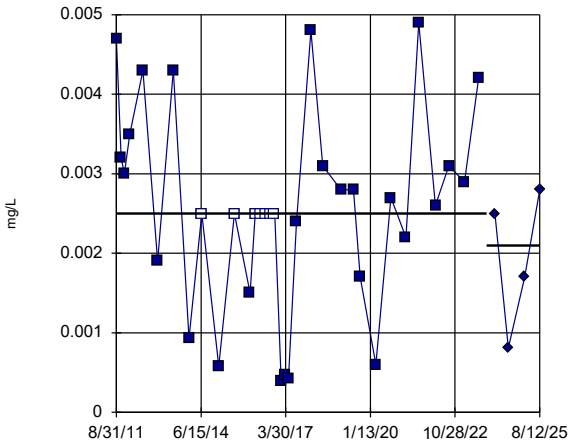


GWC-21 background

GWC-21 compliance

background median = 0.0025

compliance median = 0.0021

Z = -0.8114 (two-tail)

| Alpha | Table | Sig. |
|---|---|---|
| 0.2 | 1.282 | No |
| 0.1 | 1.645 | No |
| 0.05 | 1.96 | No |
| 0.02 | 2.326 | No |
| 0.01 | 2.576 | No |

Constituent: Cobalt Analysis Run 3/31/2026 4:54 AM View: Mann-Whitney
Plant Wansley Client: Southern Company Data: Wansley Landfill

Sanitas™ v.10.1.06 Software licensed to Groundwater Stats Consulting. UG
Hollow symbols indicate censored values.

## Mann-Whitney (Wilcoxon Rank Sum)

GWC-22

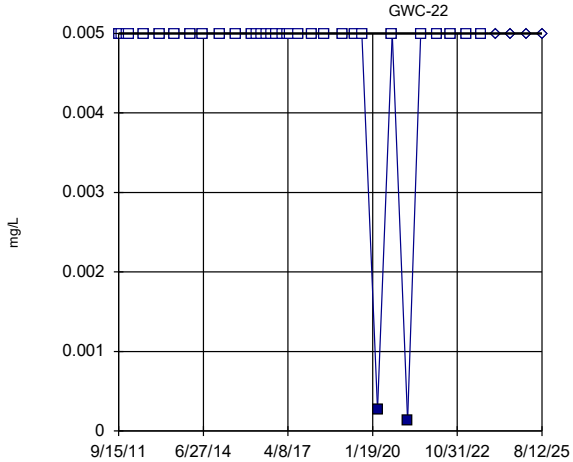


GWC-22 background

GWC-22 compliance

background median = 0.005

compliance median = 0.005

Z = 0.4301 (two-tail)

| Alpha | Table | Sig. |
|---|---|---|
| 0.2 | 1.282 | No |
| 0.1 | 1.645 | No |
| 0.05 | 1.96 | No |
| 0.02 | 2.326 | No |
| 0.01 | 2.576 | No |

Constituent: Cobalt Analysis Run 3/31/2026 4:54 AM View: Mann-Whitney
Plant Wansley Client: Southern Company Data: Wansley Landfill

Sanitas™ v.10.1.06 Software licensed to Groundwater Stats Consulting. UG
Hollow symbols indicate censored values.

## Mann-Whitney (Wilcoxon Rank Sum)

GWC-23

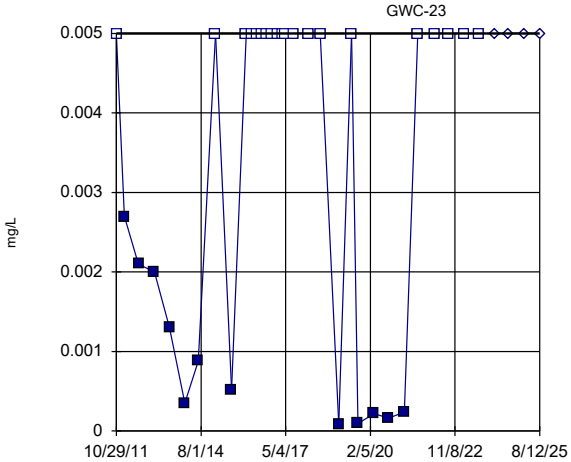


GWC-23 background

GWC-23 compliance

background median = 0.005

compliance median = 0.005

Z = 1.41 (two-tail)

| Alpha | Table | Sig. |
|---|---|---|
| 0.2 | 1.282 | Yes |
| 0.1 | 1.645 | No |
| 0.05 | 1.96 | No |
| 0.02 | 2.326 | No |
| 0.01 | 2.576 | No |

Constituent: Cobalt Analysis Run 3/31/2026 4:54 AM View: Mann-Whitney
Plant Wansley Client: Southern Company Data: Wansley Landfill

Sanitas™ v.10.1.06 Software licensed to Groundwater Stats Consulting. UG
Hollow symbols indicate censored values.

## Mann-Whitney (Wilcoxon Rank Sum)

GWC-24

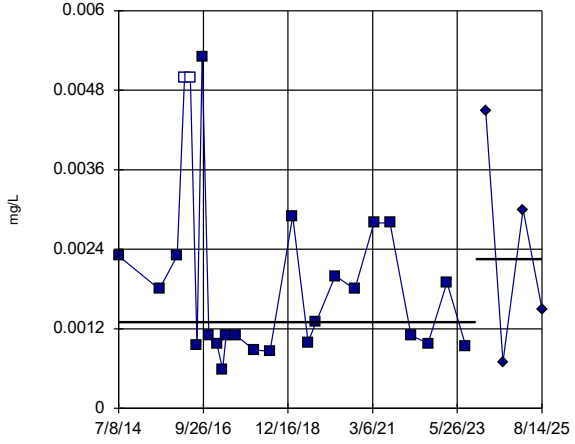


GWC-24 background

GWC-24 compliance

background median = 0.0013

compliance median = 0.00225

```
Z = 0.4752 (two-tail)

Alpha     Table     Sig.
0.2       1.282     No
0.1       1.645     No
0.05      1.96      No
0.02      2.326     No
0.01      2.576     No
```

Constituent: Cobalt  Analysis Run 3/31/2026 4:54 AM  View: Mann-Whitney
Plant Wansley  Client: Southern Company  Data: Wansley Landfill

Sanitas™ v.10.1.06 Software licensed to Groundwater Stats Consulting. UG
Hollow symbols indicate censored values.

## Mann-Whitney (Wilcoxon Rank Sum)

GWC-25

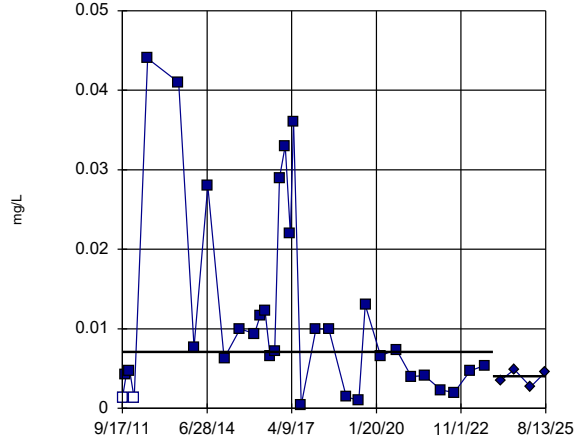


GWC-25 background

GWC-25 compliance

background median = 0.0071

compliance median = 0.00405

```
Z = -1.492 (two-tail)

Alpha     Table     Sig.
0.2       1.282     Yes
0.1       1.645     No
0.05      1.96      No
0.02      2.326     No
0.01      2.576     No
```

Constituent: Cobalt  Analysis Run 3/31/2026 4:54 AM  View: Mann-Whitney
Plant Wansley  Client: Southern Company  Data: Wansley Landfill

Sanitas™ v.10.1.06 Software licensed to Groundwater Stats Consulting. UG
Hollow symbols indicate censored values.

## Mann-Whitney (Wilcoxon Rank Sum)

GWC-26

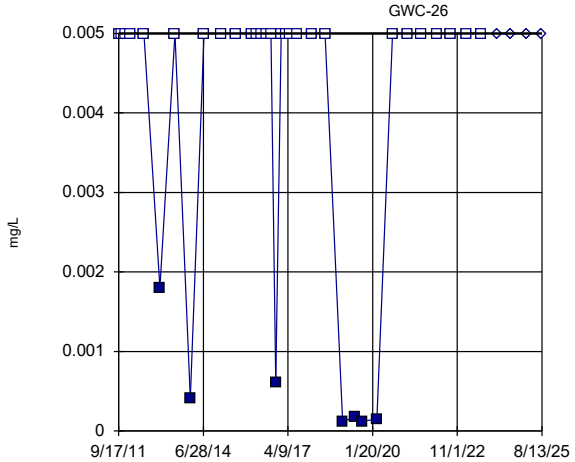


GWC-26 background

GWC-26 compliance

background median = 0.005

compliance median = 0.005

```
Z = 0.9497 (two-tail)

Alpha     Table     Sig.
0.2       1.282     No
0.1       1.645     No
0.05      1.96      No
0.02      2.326     No
0.01      2.576     No
```

Constituent: Cobalt  Analysis Run 3/31/2026 4:54 AM  View: Mann-Whitney
Plant Wansley  Client: Southern Company  Data: Wansley Landfill

Sanitas™ v.10.1.06 Software licensed to Groundwater Stats Consulting. UG
Hollow symbols indicate censored values.

## Mann-Whitney (Wilcoxon Rank Sum)

GWC-27

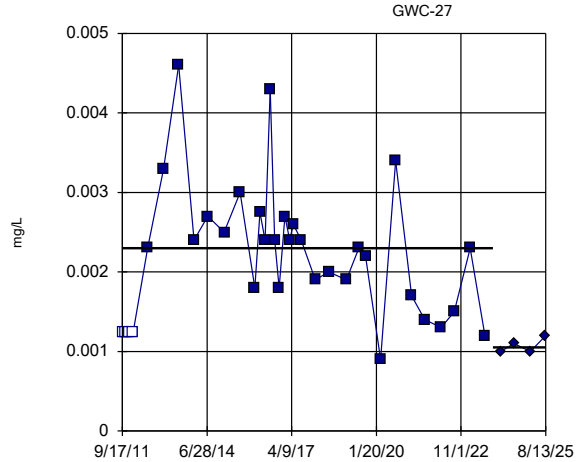


GWC-27 background

GWC-27 compliance

background median = 0.0023

compliance median = 0.00105

```
Z = -3.051 (two-tail)

Alpha     Table     Sig.
0.2       1.282     Yes
0.1       1.645     Yes
0.05      1.96      Yes
0.02      2.326     Yes
0.01      2.576     Yes
```

Constituent: Cobalt  Analysis Run 3/31/2026 4:54 AM  View: Mann-Whitney
Plant Wansley  Client: Southern Company  Data: Wansley Landfill

Sanitas™ v.10.1.06 Software licensed to Groundwater Stats Consulting. UG
Hollow symbols indicate censored values.

## Mann-Whitney (Wilcoxon Rank Sum)

GWC-31

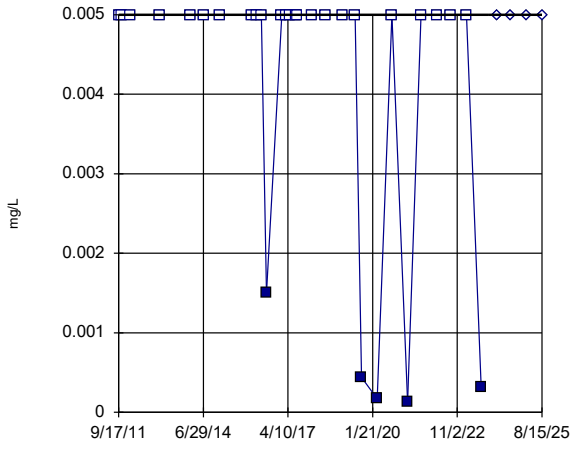


GWC-31 background

GWC-31 compliance

background median = 0.005

compliance median = 0.005

Z = 0.8398 (two-tail)

| Alpha | Table | Sig. |
|---|---|---|
| 0.2 | 1.282 | No |
| 0.1 | 1.645 | No |
| 0.05 | 1.96 | No |
| 0.02 | 2.326 | No |
| 0.01 | 2.576 | No |

Constituent: Cobalt Analysis Run 3/31/2026 4:54 AM View: Mann-Whitney
Plant Wansley Client: Southern Company Data: Wansley Landfill

Sanitas™ v.10.1.06 Software licensed to Groundwater Stats Consulting. UG
Hollow symbols indicate censored values.

## Mann-Whitney (Wilcoxon Rank Sum)

GWC-32

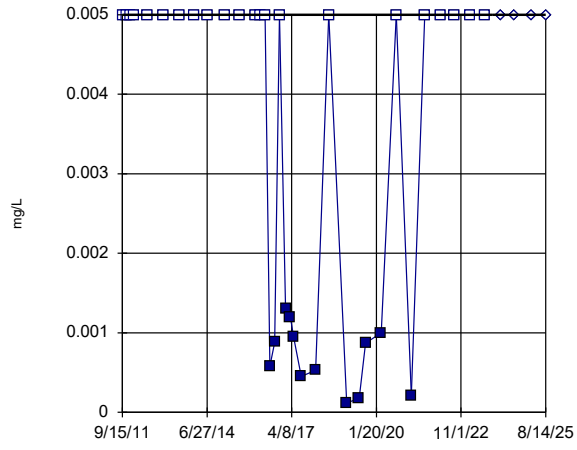


GWC-32 background

GWC-32 compliance

background median = 0.005

compliance median = 0.005

Z = 1.356 (two-tail)

| Alpha | Table | Sig. |
|---|---|---|
| 0.2 | 1.282 | Yes |
| 0.1 | 1.645 | No |
| 0.05 | 1.96 | No |
| 0.02 | 2.326 | No |
| 0.01 | 2.576 | No |

Constituent: Cobalt Analysis Run 3/31/2026 4:54 AM View: Mann-Whitney
Plant Wansley Client: Southern Company Data: Wansley Landfill

Sanitas™ v.10.1.06 Software licensed to Groundwater Stats Consulting. UG
Hollow symbols indicate censored values.

## Mann-Whitney (Wilcoxon Rank Sum)

GWC-33

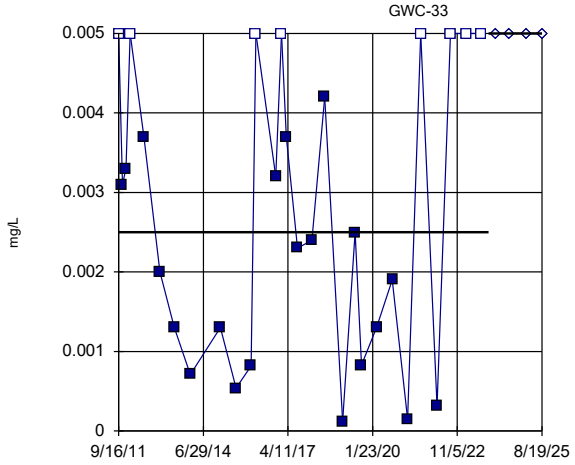


GWC-33 background

GWC-33 compliance

background median = 0.0025

compliance median = 0.005

Z = 2.347 (two-tail)

| Alpha | Table | Sig. |
|---|---|---|
| 0.2 | 1.282 | Yes |
| 0.1 | 1.645 | Yes |
| 0.05 | 1.96 | Yes |
| 0.02 | 2.326 | Yes |
| 0.01 | 2.576 | No |

Constituent: Cobalt Analysis Run 3/31/2026 4:54 AM View: Mann-Whitney
Plant Wansley Client: Southern Company Data: Wansley Landfill

Sanitas™ v.10.1.06 Software licensed to Groundwater Stats Consulting. UG
Hollow symbols indicate censored values.

## Mann-Whitney (Wilcoxon Rank Sum)

GWC-34

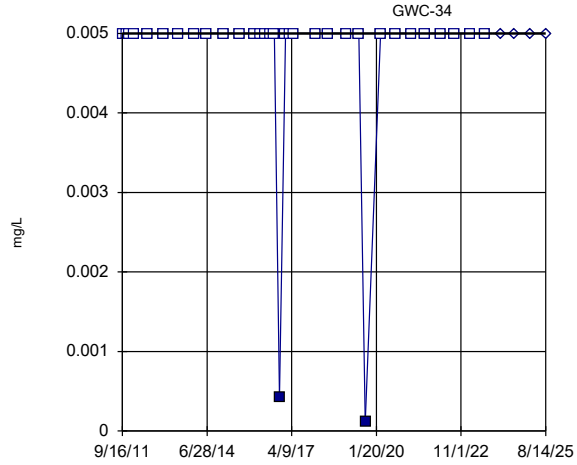


GWC-34 background

GWC-34 compliance

background median = 0.005

compliance median = 0.005

Z = 0.4368 (two-tail)

| Alpha | Table | Sig. |
|---|---|---|
| 0.2 | 1.282 | No |
| 0.1 | 1.645 | No |
| 0.05 | 1.96 | No |
| 0.02 | 2.326 | No |
| 0.01 | 2.576 | No |

Constituent: Cobalt Analysis Run 3/31/2026 4:54 AM View: Mann-Whitney
Plant Wansley Client: Southern Company Data: Wansley Landfill

Sanitas™ v.10.1.06 Software licensed to Groundwater Stats Consulting. UG
Hollow symbols indicate censored values.

## Mann-Whitney (Wilcoxon Rank Sum)

GWC-35

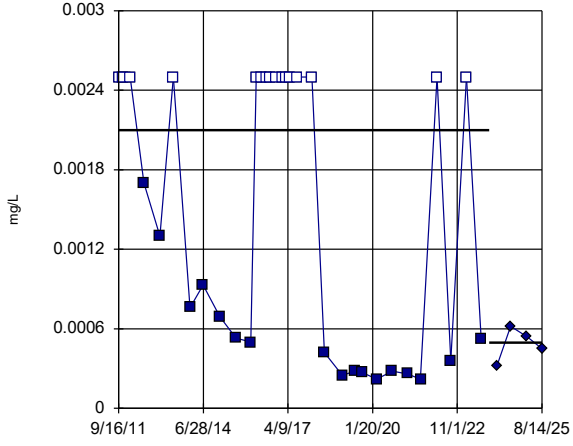


GWC-35 background

GWC-35 compliance

background median = 0.0021

compliance median = 0.000495

Z = -1.409 (two-tail)

| Alpha | Table | Sig. |
|---|---|---|
| 0.2 | 1.282 | Yes |
| 0.1 | 1.645 | No |
| 0.05 | 1.96 | No |
| 0.02 | 2.326 | No |
| 0.01 | 2.576 | No |

Constituent: Cobalt Analysis Run 3/31/2026 4:54 AM View: Mann-Whitney
Plant Wansley Client: Southern Company Data: Wansley Landfill

Sanitas™ v.10.1.06 Software licensed to Groundwater Stats Consulting. UG
Hollow symbols indicate censored values.

## Mann-Whitney (Wilcoxon Rank Sum)

GWA-2 (bg)

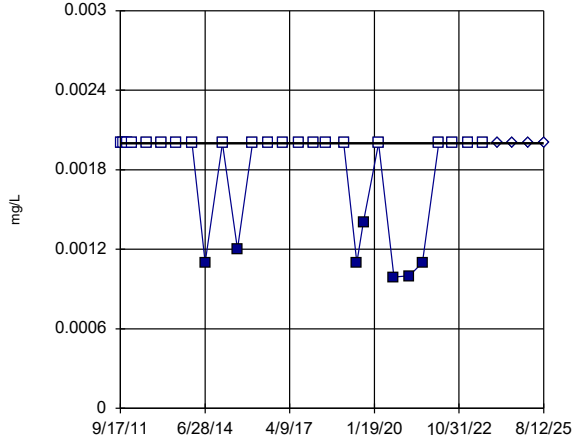


GWA-2 background

GWA-2 compliance

background median = 0.002

compliance median = 0.002

Z = 1.064 (two-tail)

| Alpha | Table | Sig. |
|---|---|---|
| 0.2 | 1.282 | No |
| 0.1 | 1.645 | No |
| 0.05 | 1.96 | No |
| 0.02 | 2.326 | No |
| 0.01 | 2.576 | No |

Constituent: Copper Analysis Run 3/31/2026 4:54 AM View: Mann-Whitney
Plant Wansley Client: Southern Company Data: Wansley Landfill

Sanitas™ v.10.1.06 Software licensed to Groundwater Stats Consulting. UG
Hollow symbols indicate censored values.

## Mann-Whitney (Wilcoxon Rank Sum)

GWA-28 (bg)

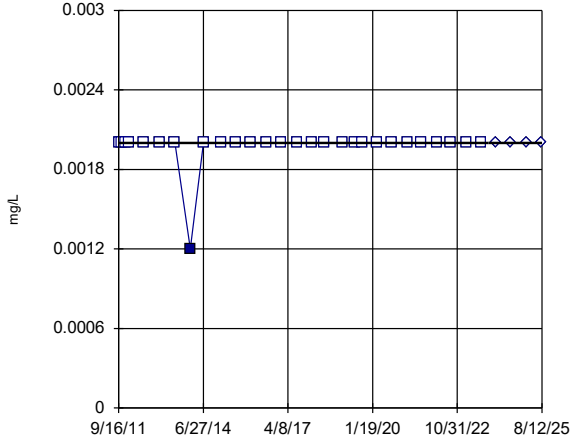


GWA-28 background

GWA-28 compliance

background median = 0.002

compliance median = 0.002

Z = 0.2835 (two-tail)

| Alpha | Table | Sig. |
|---|---|---|
| 0.2 | 1.282 | No |
| 0.1 | 1.645 | No |
| 0.05 | 1.96 | No |
| 0.02 | 2.326 | No |
| 0.01 | 2.576 | No |

Constituent: Copper Analysis Run 3/31/2026 4:54 AM View: Mann-Whitney
Plant Wansley Client: Southern Company Data: Wansley Landfill

Sanitas™ v.10.1.06 Software licensed to Groundwater Stats Consulting. UG
Hollow symbols indicate censored values.

## Mann-Whitney (Wilcoxon Rank Sum)

GWA-29 (bg)

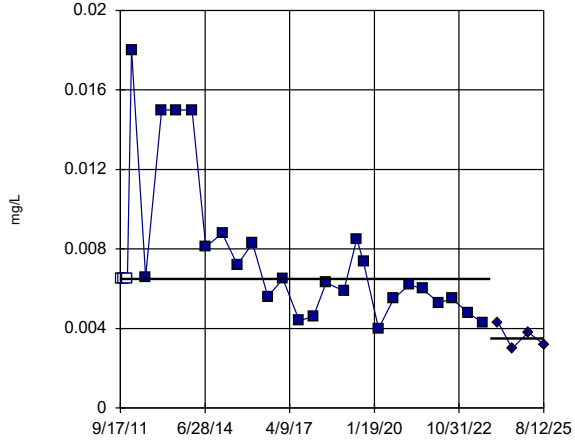


GWA-29 background

GWA-29 compliance

background median = 0.0065

compliance median = 0.0035

Z = -3.137 (two-tail)

| Alpha | Table | Sig. |
|---|---|---|
| 0.2 | 1.282 | Yes |
| 0.1 | 1.645 | Yes |
| 0.05 | 1.96 | Yes |
| 0.02 | 2.326 | Yes |
| 0.01 | 2.576 | Yes |

Constituent: Copper Analysis Run 3/31/2026 4:54 AM View: Mann-Whitney
Plant Wansley Client: Southern Company Data: Wansley Landfill

Sanitas™ v.10.1.06 Software licensed to Groundwater Stats Consulting. UG
Hollow symbols indicate censored values.

## Mann-Whitney (Wilcoxon Rank Sum)

GWC-5

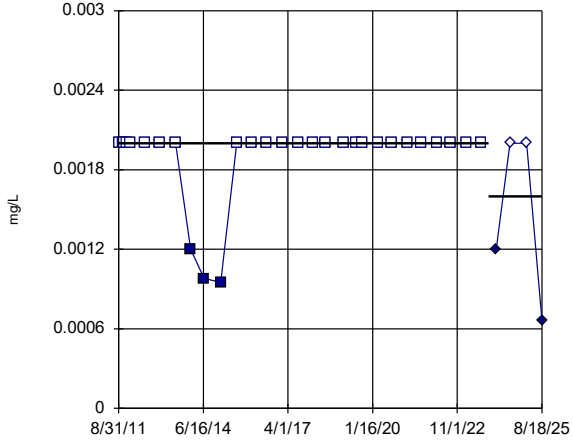


GWC-5 background

GWC-5 compliance

background median = 0.002

compliance median = 0.0016

Z = -2.074 (two-tail)

| Alpha | Table | Sig. |
|---|---|---|
| 0.2 | 1.282 | Yes |
| 0.1 | 1.645 | Yes |
| 0.05 | 1.96 | Yes |
| 0.02 | 2.326 | No |
| 0.01 | 2.576 | No |

Constituent: Copper Analysis Run 3/31/2026 4:54 AM View: Mann-Whitney
Plant Wansley Client: Southern Company Data: Wansley Landfill

Sanitas™ v.10.1.06 Software licensed to Groundwater Stats Consulting. UG
Hollow symbols indicate censored values.

## Mann-Whitney (Wilcoxon Rank Sum)

GWC-6

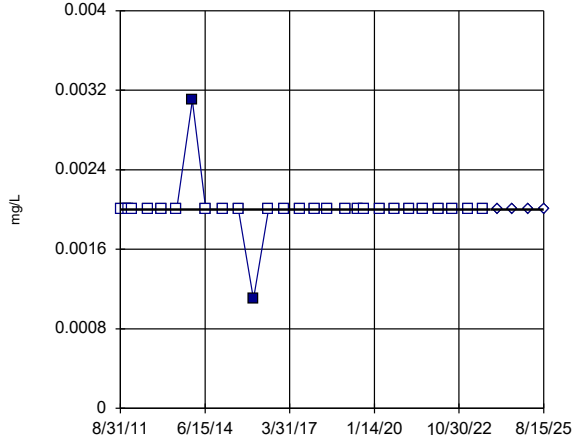


GWC-6 background

GWC-6 compliance

background median = 0.002

compliance median = 0.002

Z = -0.06788 (two-tail)

| Alpha | Table | Sig. |
|---|---|---|
| 0.2 | 1.282 | No |
| 0.1 | 1.645 | No |
| 0.05 | 1.96 | No |
| 0.02 | 2.326 | No |

Constituent: Copper Analysis Run 3/31/2026 4:54 AM View: Mann-Whitney
Plant Wansley Client: Southern Company Data: Wansley Landfill

Sanitas™ v.10.1.06 Software licensed to Groundwater Stats Consulting. UG
Hollow symbols indicate censored values.

## Mann-Whitney (Wilcoxon Rank Sum)

GWC-8

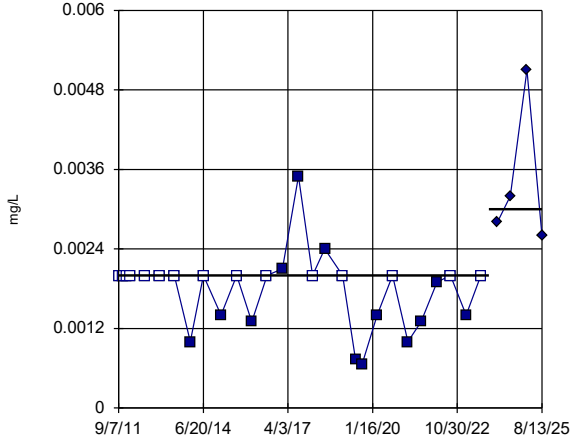


GWC-8 background

GWC-8 compliance

background median = 0.002

compliance median = 0.003

Z = 3.16 (two-tail)

| Alpha | Table | Sig. |
|---|---|---|
| 0.2 | 1.282 | Yes |
| 0.1 | 1.645 | Yes |
| 0.05 | 1.96 | Yes |
| 0.02 | 2.326 | Yes |
| 0.01 | 2.576 | Yes |

Constituent: Copper Analysis Run 3/31/2026 4:54 AM View: Mann-Whitney
Plant Wansley Client: Southern Company Data: Wansley Landfill

Sanitas™ v.10.1.06 Software licensed to Groundwater Stats Consulting. UG
Hollow symbols indicate censored values.

## Mann-Whitney (Wilcoxon Rank Sum)

GWC-9

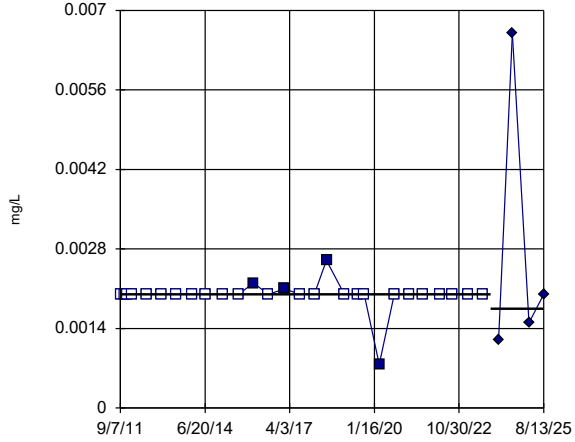


GWC-9 background

GWC-9 compliance

background median = 0.002

compliance median = 0.00175

Z = -1.91 (two-tail)

| Alpha | Table | Sig. |
|---|---|---|
| 0.2 | 1.282 | Yes |
| 0.1 | 1.645 | Yes |
| 0.05 | 1.96 | No |
| 0.02 | 2.326 | No |
| 0.01 | 2.576 | No |

Constituent: Copper Analysis Run 3/31/2026 4:54 AM View: Mann-Whitney
Plant Wansley Client: Southern Company Data: Wansley Landfill

Sanitas™ v.10.1.06 Software licensed to Groundwater Stats Consulting. UG
Hollow symbols indicate censored values.

## Mann-Whitney (Wilcoxon Rank Sum)

GWC-10

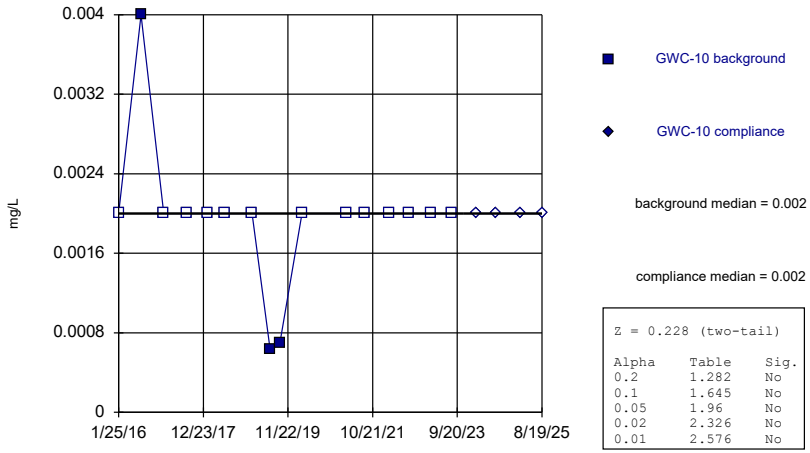


Z = 0.228 (two-tail)

| Alpha | Table | Sig. |
|---|---|---|
| 0.2 | 1.282 | No |
| 0.1 | 1.645 | No |
| 0.05 | 1.96 | No |
| 0.02 | 2.326 | No |
| 0.01 | 2.576 | No |

Constituent: Copper Analysis Run 3/31/2026 4:54 AM View: Mann-Whitney
Plant Wansley Client: Southern Company Data: Wansley Landfill

Sanitas™ v.10.1.06 Software licensed to Groundwater Stats Consulting. UG
Hollow symbols indicate censored values.

## Mann-Whitney (Wilcoxon Rank Sum)

GWC-11

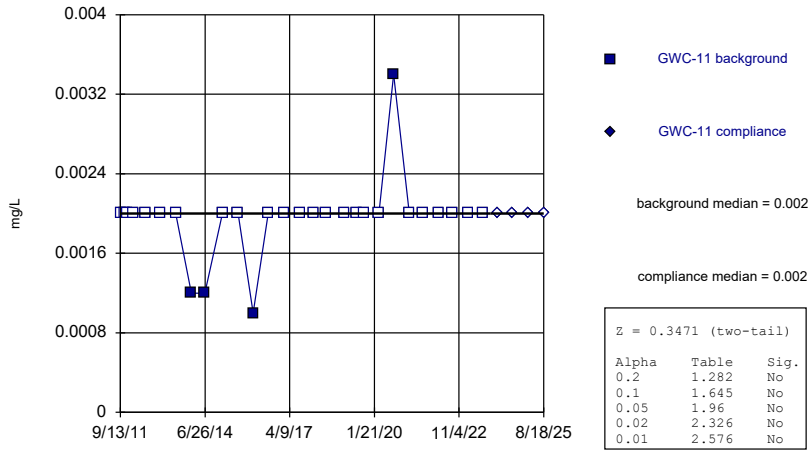


Z = 0.3471 (two-tail)

| Alpha | Table | Sig. |
|---|---|---|
| 0.2 | 1.282 | No |
| 0.1 | 1.645 | No |
| 0.05 | 1.96 | No |
| 0.02 | 2.326 | No |
| 0.01 | 2.576 | No |

Constituent: Copper Analysis Run 3/31/2026 4:54 AM View: Mann-Whitney
Plant Wansley Client: Southern Company Data: Wansley Landfill

Sanitas™ v.10.1.06 Software licensed to Groundwater Stats Consulting. UG
Hollow symbols indicate censored values.

## Mann-Whitney (Wilcoxon Rank Sum)

GWC-12

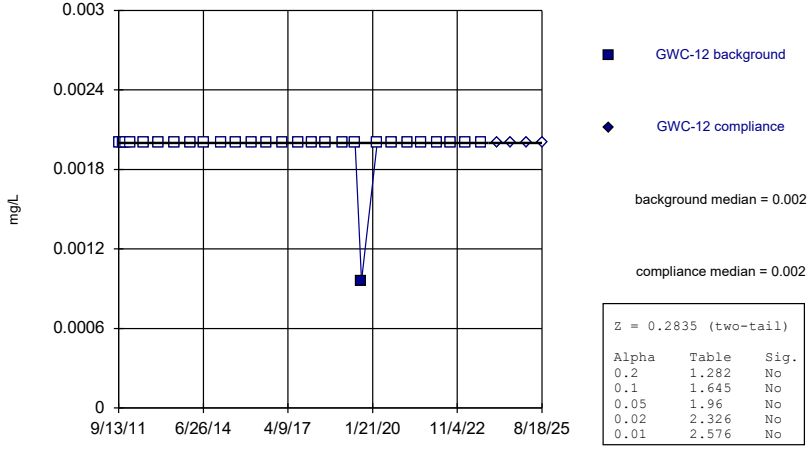


Z = 0.2835 (two-tail)

| Alpha | Table | Sig. |
|---|---|---|
| 0.2 | 1.282 | No |
| 0.1 | 1.645 | No |
| 0.05 | 1.96 | No |
| 0.02 | 2.326 | No |
| 0.01 | 2.576 | No |

Constituent: Copper Analysis Run 3/31/2026 4:54 AM View: Mann-Whitney
Plant Wansley Client: Southern Company Data: Wansley Landfill

Sanitas™ v.10.1.06 Software licensed to Groundwater Stats Consulting. UG
Hollow symbols indicate censored values.

## Mann-Whitney (Wilcoxon Rank Sum)

GWC-13

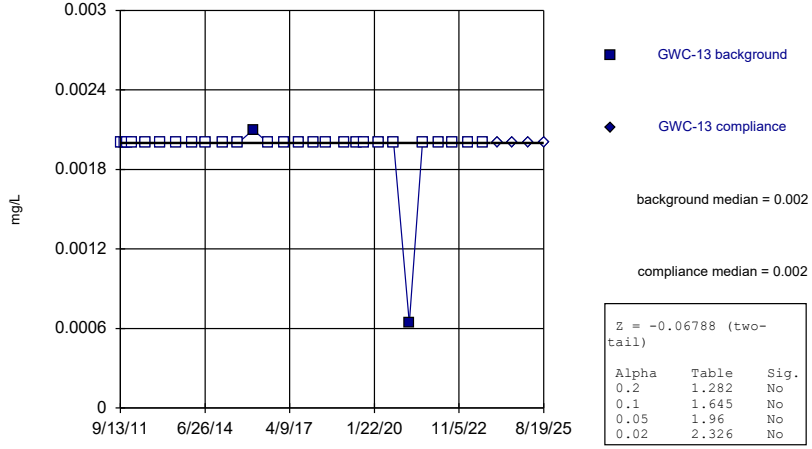


Z = -0.06788 (two-tail)

| Alpha | Table | Sig. |
|---|---|---|
| 0.2 | 1.282 | No |
| 0.1 | 1.645 | No |
| 0.05 | 1.96 | No |
| 0.02 | 2.326 | No |

Constituent: Copper Analysis Run 3/31/2026 4:54 AM View: Mann-Whitney
Plant Wansley Client: Southern Company Data: Wansley Landfill

Sanitas™ v.10.1.06 Software licensed to Groundwater Stats Consulting. UG
Hollow symbols indicate censored values.

## Mann-Whitney (Wilcoxon Rank Sum)

GWC-14

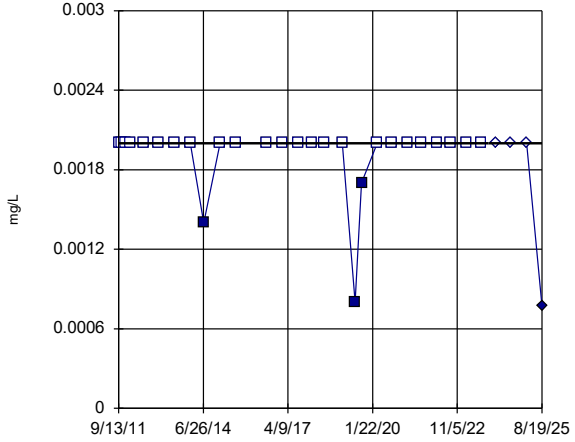


GWC-14 background

GWC-14 compliance

background median = 0.002

compliance median = 0.002

Z = -0.9607 (two-tail)

| Alpha | Table | Sig. |
|---|---|---|
| 0.2 | 1.282 | No |
| 0.1 | 1.645 | No |
| 0.05 | 1.96 | No |
| 0.02 | 2.326 | No |
| 0.01 | 2.576 | No |

Constituent: Copper Analysis Run 3/31/2026 4:54 AM View: Mann-Whitney
Plant Wansley Client: Southern Company Data: Wansley Landfill

Sanitas™ v.10.1.06 Software licensed to Groundwater Stats Consulting. UG
Hollow symbols indicate censored values.

## Mann-Whitney (Wilcoxon Rank Sum)

GWC-15

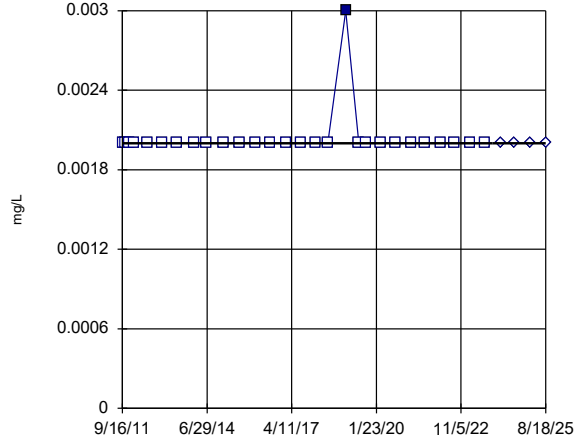


GWC-15 background

GWC-15 compliance

background median = 0.002

compliance median = 0.002

Z = -0.4725 (two-tail)

| Alpha | Table | Sig. |
|---|---|---|
| 0.2 | 1.282 | No |
| 0.1 | 1.645 | No |
| 0.05 | 1.96 | No |
| 0.02 | 2.326 | No |
| 0.01 | 2.576 | No |

Constituent: Copper Analysis Run 3/31/2026 4:54 AM View: Mann-Whitney
Plant Wansley Client: Southern Company Data: Wansley Landfill

Sanitas™ v.10.1.06 Software licensed to Groundwater Stats Consulting. UG
Hollow symbols indicate censored values.

## Mann-Whitney (Wilcoxon Rank Sum)

GWC-16

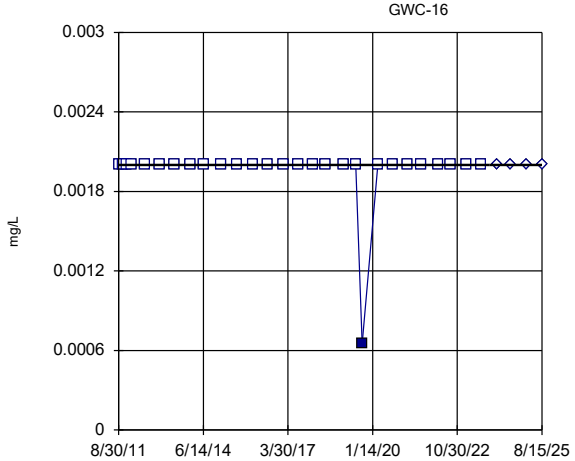


GWC-16 background

GWC-16 compliance

background median = 0.002

compliance median = 0.002

Z = 0.2835 (two-tail)

| Alpha | Table | Sig. |
|---|---|---|
| 0.2 | 1.282 | No |
| 0.1 | 1.645 | No |
| 0.05 | 1.96 | No |
| 0.02 | 2.326 | No |
| 0.01 | 2.576 | No |

Constituent: Copper Analysis Run 3/31/2026 4:54 AM View: Mann-Whitney
Plant Wansley Client: Southern Company Data: Wansley Landfill

Sanitas™ v.10.1.06 Software licensed to Groundwater Stats Consulting. UG
Hollow symbols indicate censored values.

## Mann-Whitney (Wilcoxon Rank Sum)

GWC-17

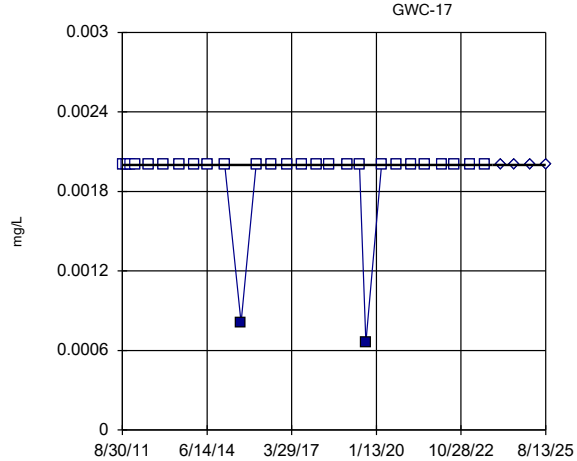


GWC-17 background

GWC-17 compliance

background median = 0.002

compliance median = 0.002

Z = 0.4752 (two-tail)

| Alpha | Table | Sig. |
|---|---|---|
| 0.2 | 1.282 | No |
| 0.1 | 1.645 | No |
| 0.05 | 1.96 | No |
| 0.02 | 2.326 | No |
| 0.01 | 2.576 | No |

Constituent: Copper Analysis Run 3/31/2026 4:54 AM View: Mann-Whitney
Plant Wansley Client: Southern Company Data: Wansley Landfill

Sanitas™ v.10.1.06 Software licensed to Groundwater Stats Consulting. UG
Hollow symbols indicate censored values.

## Mann-Whitney (Wilcoxon Rank Sum)

GWC-19

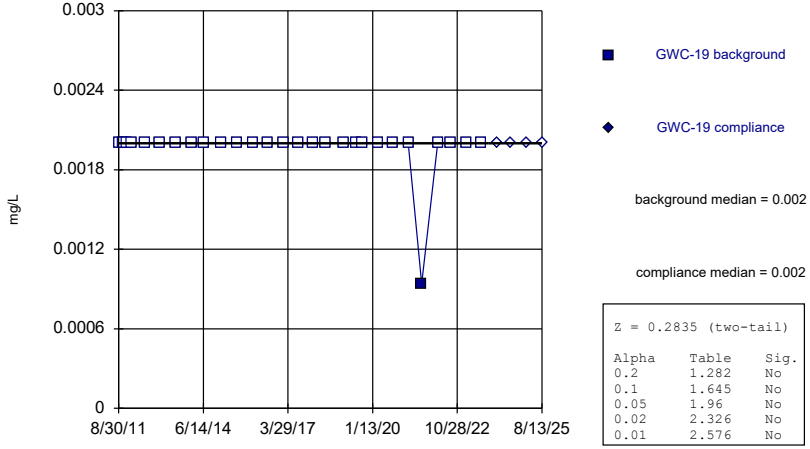


Z = 0.2835 (two-tail)

| Alpha | Table | Sig. |
|---|---|---|
| 0.2 | 1.282 | No |
| 0.1 | 1.645 | No |
| 0.05 | 1.96 | No |
| 0.02 | 2.326 | No |
| 0.01 | 2.576 | No |

Constituent: Copper Analysis Run 3/31/2026 4:54 AM View: Mann-Whitney
Plant Wansley Client: Southern Company Data: Wansley Landfill

Sanitas™ v.10.1.06 Software licensed to Groundwater Stats Consulting. UG
Hollow symbols indicate censored values.

## Mann-Whitney (Wilcoxon Rank Sum)

GWC-20

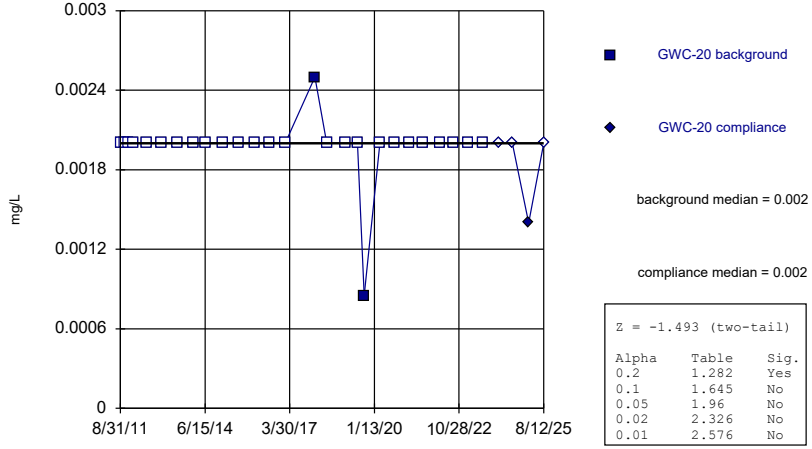


Z = -1.493 (two-tail)

| Alpha | Table | Sig. |
|---|---|---|
| 0.2 | 1.282 | Yes |
| 0.1 | 1.645 | No |
| 0.05 | 1.96 | No |
| 0.02 | 2.326 | No |
| 0.01 | 2.576 | No |

Constituent: Copper Analysis Run 3/31/2026 4:55 AM View: Mann-Whitney
Plant Wansley Client: Southern Company Data: Wansley Landfill

Sanitas™ v.10.1.06 Software licensed to Groundwater Stats Consulting. UG
Hollow symbols indicate censored values.

## Mann-Whitney (Wilcoxon Rank Sum)

GWC-21

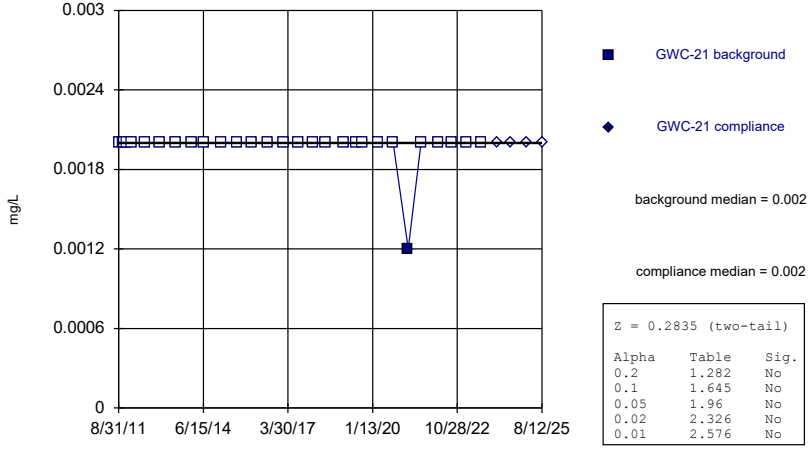


Z = 0.2835 (two-tail)

| Alpha | Table | Sig. |
|---|---|---|
| 0.2 | 1.282 | No |
| 0.1 | 1.645 | No |
| 0.05 | 1.96 | No |
| 0.02 | 2.326 | No |
| 0.01 | 2.576 | No |

Constituent: Copper Analysis Run 3/31/2026 4:55 AM View: Mann-Whitney
Plant Wansley Client: Southern Company Data: Wansley Landfill

Sanitas™ v.10.1.06 Software licensed to Groundwater Stats Consulting. UG
Hollow symbols indicate censored values.

## Mann-Whitney (Wilcoxon Rank Sum)

GWC-22

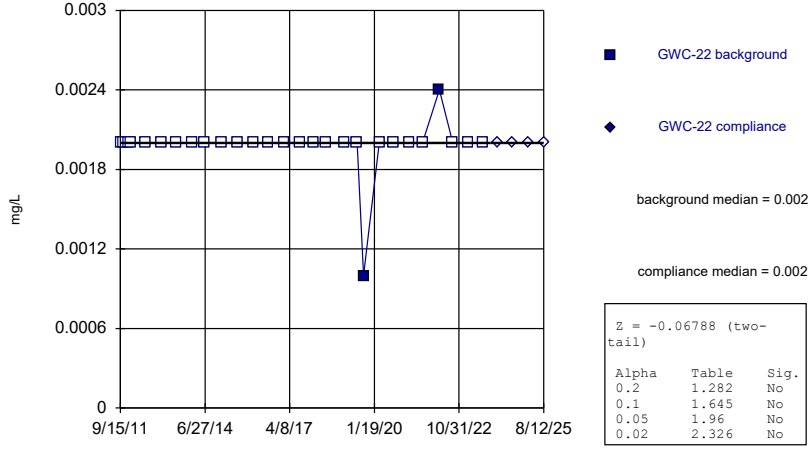


Z = -0.06788 (two-tail)

| Alpha | Table | Sig. |
|---|---|---|
| 0.2 | 1.282 | No |
| 0.1 | 1.645 | No |
| 0.05 | 1.96 | No |
| 0.02 | 2.326 | No |

Constituent: Copper Analysis Run 3/31/2026 4:55 AM View: Mann-Whitney
Plant Wansley Client: Southern Company Data: Wansley Landfill

Sanitas™ v.10.1.06 Software licensed to Groundwater Stats Consulting. UG
Hollow symbols indicate censored values.

## Mann-Whitney (Wilcoxon Rank Sum)

GWC-23

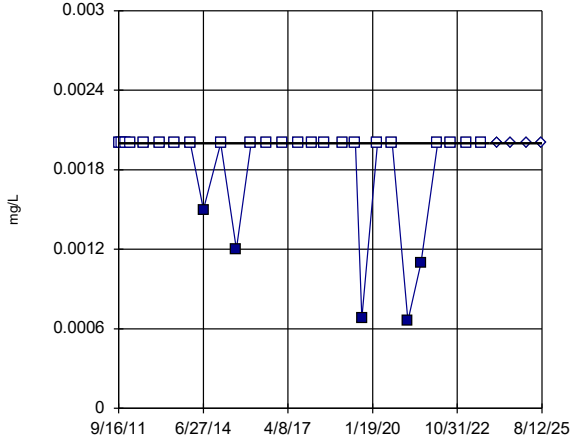


GWC-23 background

GWC-23 compliance

background median = 0.002

compliance median = 0.002

Z = 0.8564 (two-tail)

| Alpha | Table | Sig. |
|---|---|---|
| 0.2 | 1.282 | No |
| 0.1 | 1.645 | No |
| 0.05 | 1.96 | No |
| 0.02 | 2.326 | No |
| 0.01 | 2.576 | No |

Constituent: Copper Analysis Run 3/31/2026 4:55 AM View: Mann-Whitney
Plant Wansley Client: Southern Company Data: Wansley Landfill

Sanitas™ v.10.1.06 Software licensed to Groundwater Stats Consulting. UG
Hollow symbols indicate censored values.

## Mann-Whitney (Wilcoxon Rank Sum)

GWC-24

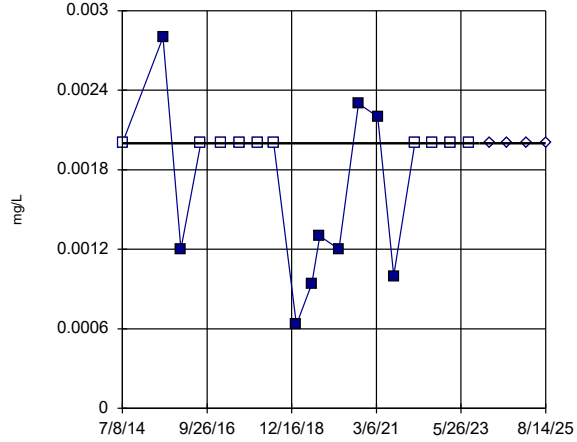


GWC-24 background

GWC-24 compliance

background median = 0.002

compliance median = 0.002

Z = 0.5068 (two-tail)

| Alpha | Table | Sig. |
|---|---|---|
| 0.2 | 1.282 | No |
| 0.1 | 1.645 | No |
| 0.05 | 1.96 | No |
| 0.02 | 2.326 | No |
| 0.01 | 2.576 | No |

Constituent: Copper Analysis Run 3/31/2026 4:55 AM View: Mann-Whitney
Plant Wansley Client: Southern Company Data: Wansley Landfill

Sanitas™ v.10.1.06 Software licensed to Groundwater Stats Consulting. UG
Hollow symbols indicate censored values.

## Mann-Whitney (Wilcoxon Rank Sum)

GWC-25

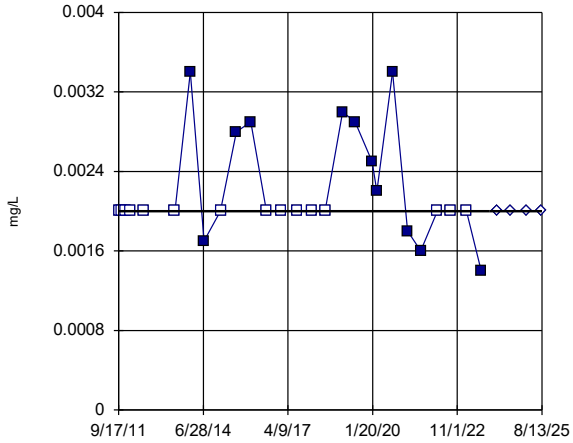


GWC-25 background

GWC-25 compliance

background median = 0.002

compliance median = 0.002

Z = -0.5709 (two-tail)

| Alpha | Table | Sig. |
|---|---|---|
| 0.2 | 1.282 | No |
| 0.1 | 1.645 | No |
| 0.05 | 1.96 | No |
| 0.02 | 2.326 | No |
| 0.01 | 2.576 | No |

Constituent: Copper Analysis Run 3/31/2026 4:55 AM View: Mann-Whitney
Plant Wansley Client: Southern Company Data: Wansley Landfill

Sanitas™ v.10.1.06 Software licensed to Groundwater Stats Consulting. UG
Hollow symbols indicate censored values.

## Mann-Whitney (Wilcoxon Rank Sum)

GWC-26

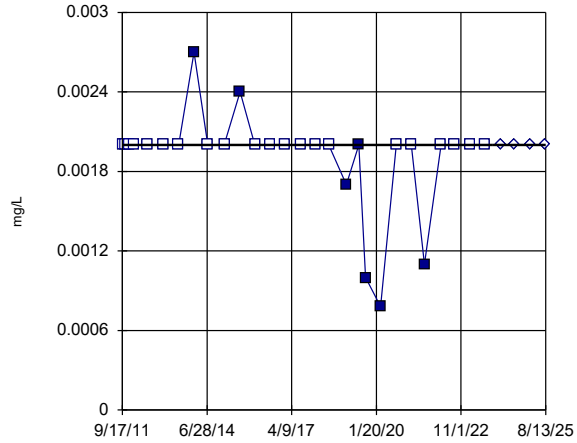


GWC-26 background

GWC-26 compliance

background median = 0.002

compliance median = 0.002

Z = 0.4332 (two-tail)

| Alpha | Table | Sig. |
|---|---|---|
| 0.2 | 1.282 | No |
| 0.1 | 1.645 | No |
| 0.05 | 1.96 | No |
| 0.02 | 2.326 | No |
| 0.01 | 2.576 | No |

Constituent: Copper Analysis Run 3/31/2026 4:55 AM View: Mann-Whitney
Plant Wansley Client: Southern Company Data: Wansley Landfill

Sanitas™ v.10.1.06 Software licensed to Groundwater Stats Consulting. UG
Hollow symbols indicate censored values.

## Mann-Whitney (Wilcoxon Rank Sum)

GWC-27

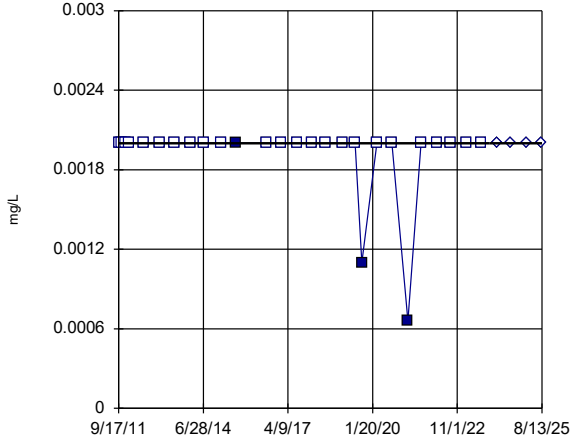


GWC-27 background

GWC-27 compliance

background median = 0.002

compliance median = 0.002

Z = 0.6316 (two-tail)

| Alpha | Table | Sig. |
|---|---|---|
| 0.2 | 1.282 | No |
| 0.1 | 1.645 | No |
| 0.05 | 1.96 | No |
| 0.02 | 2.326 | No |
| 0.01 | 2.576 | No |

Constituent: Copper Analysis Run 3/31/2026 4:55 AM View: Mann-Whitney
Plant Wansley Client: Southern Company Data: Wansley Landfill

Sanitas™ v.10.1.06 Software licensed to Groundwater Stats Consulting. UG
Hollow symbols indicate censored values.

## Mann-Whitney (Wilcoxon Rank Sum)

GWC-31

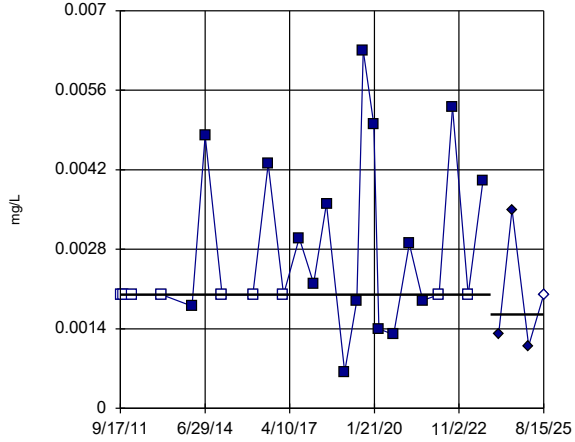


GWC-31 background

GWC-31 compliance

background median = 0.002

compliance median = 0.00165

Z = -1.259 (two-tail)

| Alpha | Table | Sig. |
|---|---|---|
| 0.2 | 1.282 | No |
| 0.1 | 1.645 | No |
| 0.05 | 1.96 | No |
| 0.02 | 2.326 | No |
| 0.01 | 2.576 | No |

Constituent: Copper Analysis Run 3/31/2026 4:55 AM View: Mann-Whitney
Plant Wansley Client: Southern Company Data: Wansley Landfill

Sanitas™ v.10.1.06 Software licensed to Groundwater Stats Consulting. UG
Hollow symbols indicate censored values.

## Mann-Whitney (Wilcoxon Rank Sum)

GWC-33

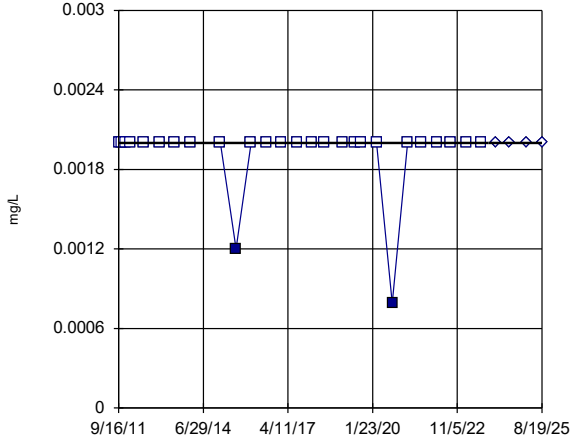


GWC-33 background

GWC-33 compliance

background median = 0.002

compliance median = 0.002

Z = 0.4842 (two-tail)

| Alpha | Table | Sig. |
|---|---|---|
| 0.2 | 1.282 | No |
| 0.1 | 1.645 | No |
| 0.05 | 1.96 | No |
| 0.02 | 2.326 | No |
| 0.01 | 2.576 | No |

Constituent: Copper Analysis Run 3/31/2026 4:55 AM View: Mann-Whitney
Plant Wansley Client: Southern Company Data: Wansley Landfill

Sanitas™ v.10.1.06 Software licensed to Groundwater Stats Consulting. UG
Hollow symbols indicate censored values.

## Mann-Whitney (Wilcoxon Rank Sum)

GWC-34

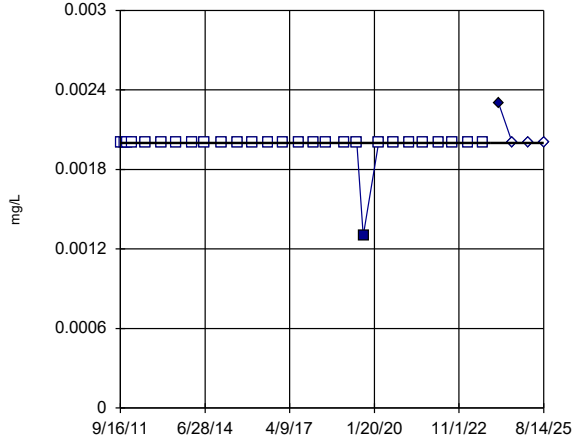


GWC-34 background

GWC-34 compliance

background median = 0.002

compliance median = 0.002

Z = 2.037 (two-tail)

| Alpha | Table | Sig. |
|---|---|---|
| 0.2 | 1.282 | Yes |
| 0.1 | 1.645 | Yes |
| 0.05 | 1.96 | Yes |
| 0.02 | 2.326 | No |
| 0.01 | 2.576 | No |

Constituent: Copper Analysis Run 3/31/2026 4:55 AM View: Mann-Whitney
Plant Wansley Client: Southern Company Data: Wansley Landfill

Sanitas™ v.10.1.06 Software licensed to Groundwater Stats Consulting. UG
Hollow symbols indicate censored values.

## Mann-Whitney (Wilcoxon Rank Sum)

GWC-35

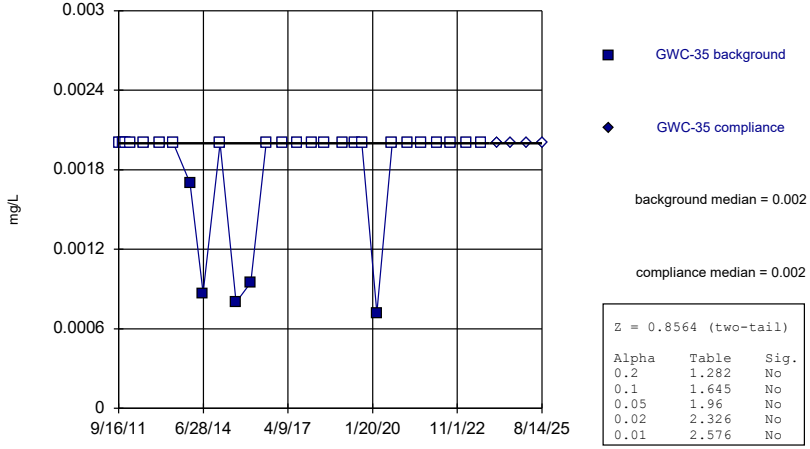


Z = 0.8564 (two-tail)

| Alpha | Table | Sig. |
|---|---|---|
| 0.2 | 1.282 | No |
| 0.1 | 1.645 | No |
| 0.05 | 1.96 | No |
| 0.02 | 2.326 | No |
| 0.01 | 2.576 | No |

Constituent: Copper Analysis Run 3/31/2026 4:55 AM View: Mann-Whitney
Plant Wansley Client: Southern Company Data: Wansley Landfill

Sanitas™ v.10.1.06 Software licensed to Groundwater Stats Consulting. UG
Hollow symbols indicate censored values.

## Mann-Whitney (Wilcoxon Rank Sum)

GWA-1 (bg)

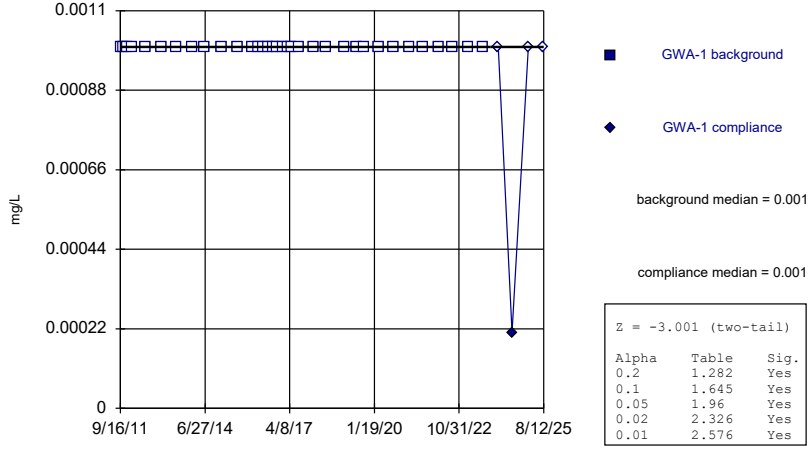


Z = -3.001 (two-tail)

| Alpha | Table | Sig. |
|---|---|---|
| 0.2 | 1.282 | Yes |
| 0.1 | 1.645 | Yes |
| 0.05 | 1.96 | Yes |
| 0.02 | 2.326 | Yes |
| 0.01 | 2.576 | Yes |

Constituent: Lead Analysis Run 3/31/2026 4:55 AM View: Mann-Whitney
Plant Wansley Client: Southern Company Data: Wansley Landfill

Sanitas™ v.10.1.06 Software licensed to Groundwater Stats Consulting. UG
Hollow symbols indicate censored values.

## Mann-Whitney (Wilcoxon Rank Sum)

GWA-2 (bg)

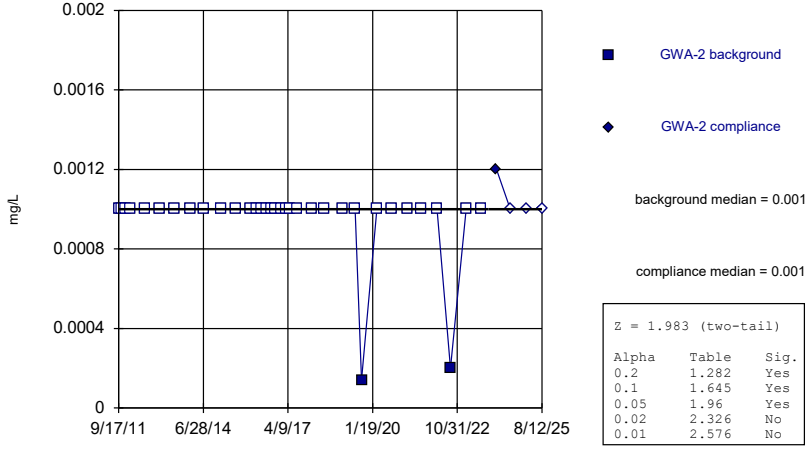


Z = 1.983 (two-tail)

| Alpha | Table | Sig. |
|---|---|---|
| 0.2 | 1.282 | Yes |
| 0.1 | 1.645 | Yes |
| 0.05 | 1.96 | Yes |
| 0.02 | 2.326 | No |
| 0.01 | 2.576 | No |

Constituent: Lead Analysis Run 3/31/2026 4:55 AM View: Mann-Whitney
Plant Wansley Client: Southern Company Data: Wansley Landfill

Sanitas™ v.10.1.06 Software licensed to Groundwater Stats Consulting. UG
Hollow symbols indicate censored values.

## Mann-Whitney (Wilcoxon Rank Sum)

GWA-4 (bg)

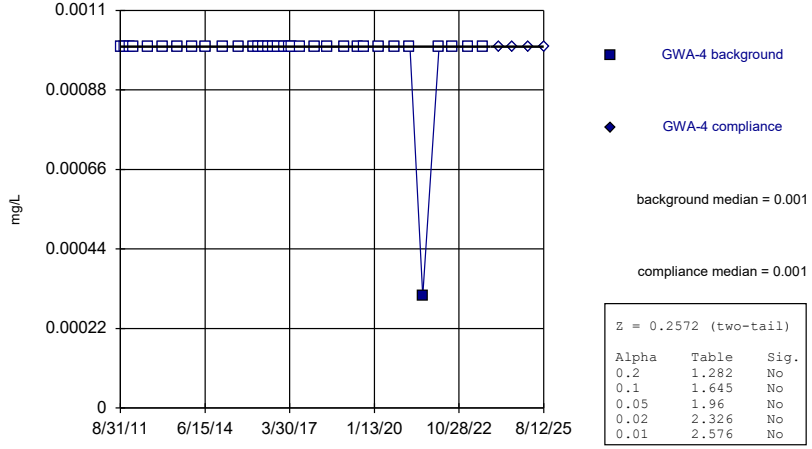


Z = 0.2572 (two-tail)

| Alpha | Table | Sig. |
|---|---|---|
| 0.2 | 1.282 | No |
| 0.1 | 1.645 | No |
| 0.05 | 1.96 | No |
| 0.02 | 2.326 | No |
| 0.01 | 2.576 | No |

Constituent: Lead Analysis Run 3/31/2026 4:55 AM View: Mann-Whitney
Plant Wansley Client: Southern Company Data: Wansley Landfill

Sanitas™ v.10.1.06 Software licensed to Groundwater Stats Consulting. UG
Hollow symbols indicate censored values.

## Mann-Whitney (Wilcoxon Rank Sum)

GWA-28 (bg)

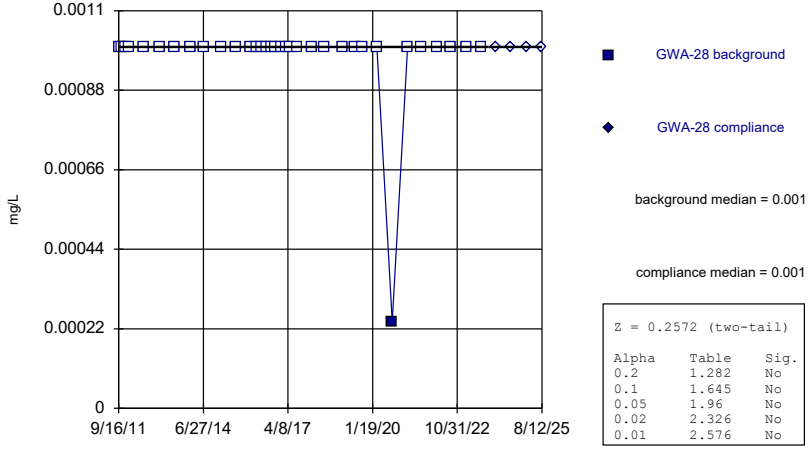


Z = 0.2572 (two-tail)

| Alpha | Table | Sig. |
|---|---|---|
| 0.2 | 1.282 | No |
| 0.1 | 1.645 | No |
| 0.05 | 1.96 | No |
| 0.02 | 2.326 | No |
| 0.01 | 2.576 | No |

Constituent: Lead Analysis Run 3/31/2026 4:55 AM View: Mann-Whitney
Plant Wansley Client: Southern Company Data: Wansley Landfill

Sanitas™ v.10.1.06 Software licensed to Groundwater Stats Consulting. UG
Hollow symbols indicate censored values.

## Mann-Whitney (Wilcoxon Rank Sum)

GWA-29 (bg)

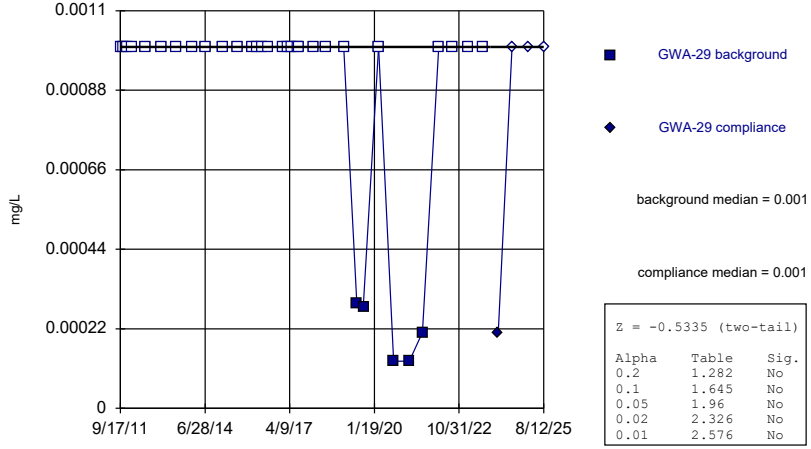


Z = -0.5335 (two-tail)

| Alpha | Table | Sig. |
|---|---|---|
| 0.2 | 1.282 | No |
| 0.1 | 1.645 | No |
| 0.05 | 1.96 | No |
| 0.02 | 2.326 | No |
| 0.01 | 2.576 | No |

Constituent: Lead Analysis Run 3/31/2026 4:55 AM View: Mann-Whitney
Plant Wansley Client: Southern Company Data: Wansley Landfill

Sanitas™ v.10.1.06 Software licensed to Groundwater Stats Consulting. UG
Hollow symbols indicate censored values.

## Mann-Whitney (Wilcoxon Rank Sum)

GWC-5

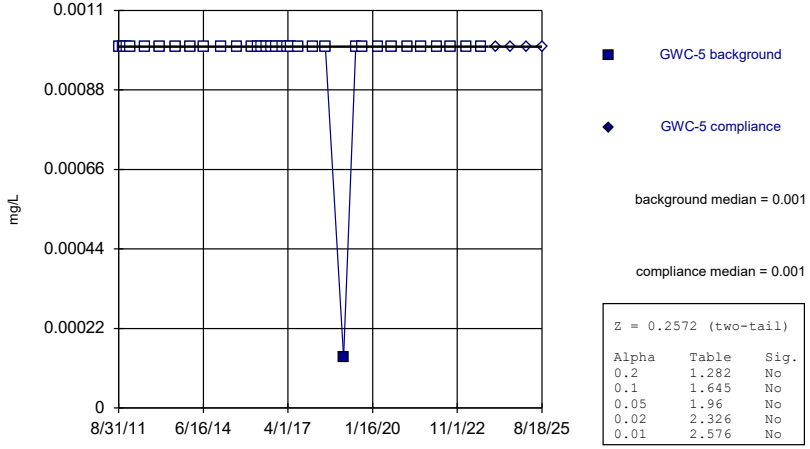


Z = 0.2572 (two-tail)

| Alpha | Table | Sig. |
|---|---|---|
| 0.2 | 1.282 | No |
| 0.1 | 1.645 | No |
| 0.05 | 1.96 | No |
| 0.02 | 2.326 | No |
| 0.01 | 2.576 | No |

Constituent: Lead Analysis Run 3/31/2026 4:55 AM View: Mann-Whitney
Plant Wansley Client: Southern Company Data: Wansley Landfill

Sanitas™ v.10.1.06 Software licensed to Groundwater Stats Consulting. UG
Hollow symbols indicate censored values.

## Mann-Whitney (Wilcoxon Rank Sum)

GWC-7

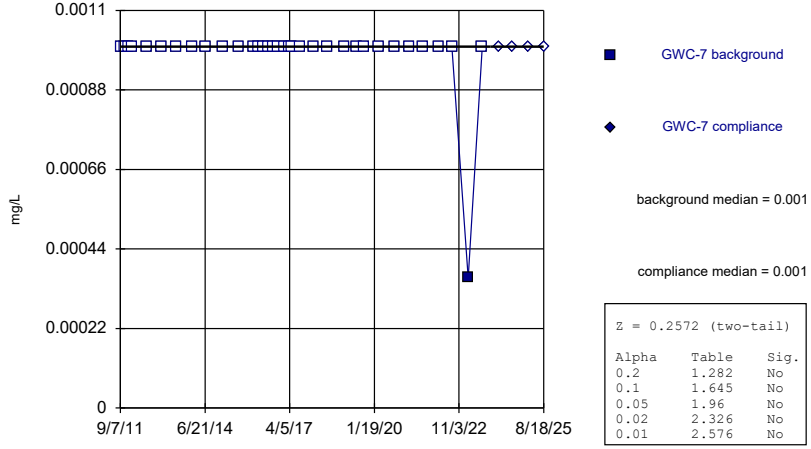


Z = 0.2572 (two-tail)

| Alpha | Table | Sig. |
|---|---|---|
| 0.2 | 1.282 | No |
| 0.1 | 1.645 | No |
| 0.05 | 1.96 | No |
| 0.02 | 2.326 | No |
| 0.01 | 2.576 | No |

Constituent: Lead Analysis Run 3/31/2026 4:55 AM View: Mann-Whitney
Plant Wansley Client: Southern Company Data: Wansley Landfill

Sanitas™ v.10.1.06 Software licensed to Groundwater Stats Consulting. UG
Hollow symbols indicate censored values.

## Mann-Whitney (Wilcoxon Rank Sum)

GWC-8

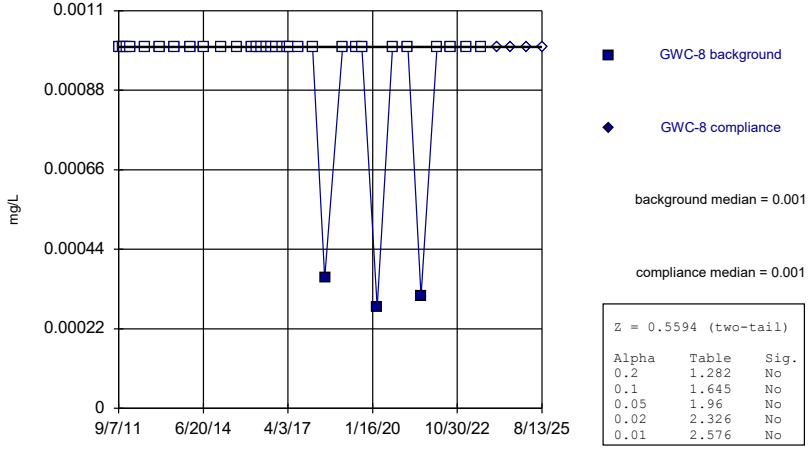


Z = 0.5594 (two-tail)

| Alpha | Table | Sig. |
|---|---|---|
| 0.2 | 1.282 | No |
| 0.1 | 1.645 | No |
| 0.05 | 1.96 | No |
| 0.02 | 2.326 | No |
| 0.01 | 2.576 | No |

Constituent: Lead Analysis Run 3/31/2026 4:55 AM View: Mann-Whitney
Plant Wansley Client: Southern Company Data: Wansley Landfill

Sanitas™ v.10.1.06 Software licensed to Groundwater Stats Consulting. UG
Hollow symbols indicate censored values.

## Mann-Whitney (Wilcoxon Rank Sum)

GWC-9

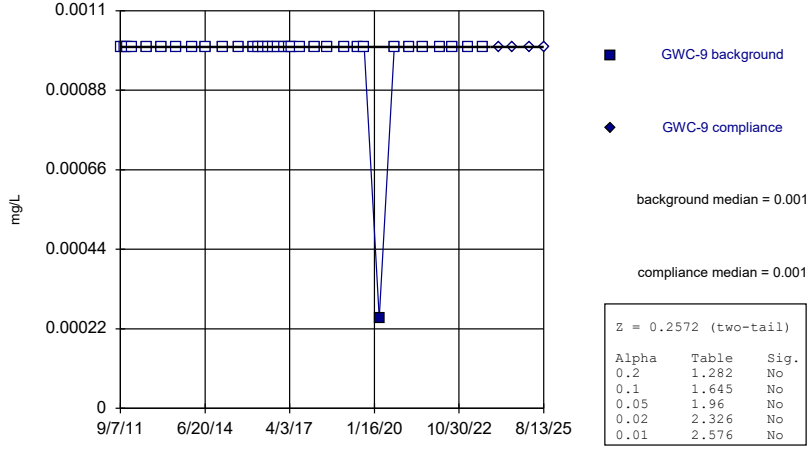


Z = 0.2572 (two-tail)

| Alpha | Table | Sig. |
|---|---|---|
| 0.2 | 1.282 | No |
| 0.1 | 1.645 | No |
| 0.05 | 1.96 | No |
| 0.02 | 2.326 | No |
| 0.01 | 2.576 | No |

Constituent: Lead Analysis Run 3/31/2026 4:55 AM View: Mann-Whitney
Plant Wansley Client: Southern Company Data: Wansley Landfill

Sanitas™ v.10.1.06 Software licensed to Groundwater Stats Consulting. UG
Hollow symbols indicate censored values.

## Mann-Whitney (Wilcoxon Rank Sum)

GWC-10

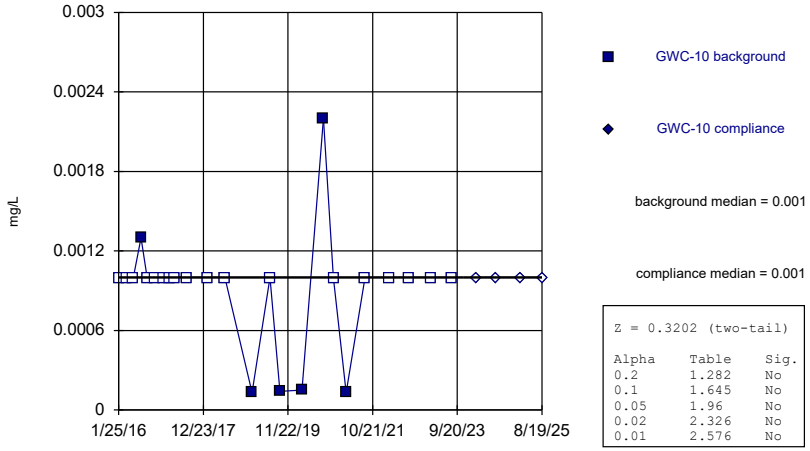


Z = 0.3202 (two-tail)

| Alpha | Table | Sig. |
|---|---|---|
| 0.2 | 1.282 | No |
| 0.1 | 1.645 | No |
| 0.05 | 1.96 | No |
| 0.02 | 2.326 | No |
| 0.01 | 2.576 | No |

Constituent: Lead Analysis Run 3/31/2026 4:55 AM View: Mann-Whitney
Plant Wansley Client: Southern Company Data: Wansley Landfill

Sanitas™ v.10.1.06 Software licensed to Groundwater Stats Consulting. UG
Hollow symbols indicate censored values.

## Mann-Whitney (Wilcoxon Rank Sum)

GWC-11

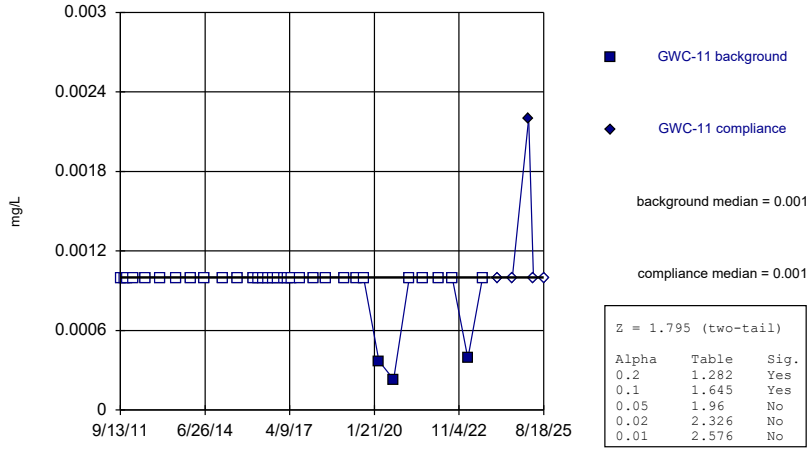


Z = 1.795 (two-tail)

| Alpha | Table | Sig. |
|---|---|---|
| 0.2 | 1.282 | Yes |
| 0.1 | 1.645 | Yes |
| 0.05 | 1.96 | No |
| 0.02 | 2.326 | No |
| 0.01 | 2.576 | No |

Constituent: Lead Analysis Run 3/31/2026 4:55 AM View: Mann-Whitney
Plant Wansley Client: Southern Company Data: Wansley Landfill

Sanitas™ v.10.1.06 Software licensed to Groundwater Stats Consulting. UG
Hollow symbols indicate censored values.

## Mann-Whitney (Wilcoxon Rank Sum)

GWC-12

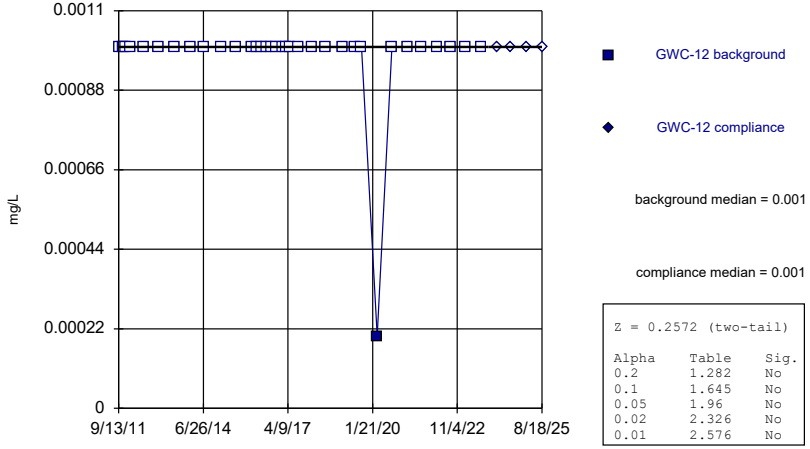


Z = 0.2572 (two-tail)

| Alpha | Table | Sig. |
|---|---|---|
| 0.2 | 1.282 | No |
| 0.1 | 1.645 | No |
| 0.05 | 1.96 | No |
| 0.02 | 2.326 | No |
| 0.01 | 2.576 | No |

Constituent: Lead Analysis Run 3/31/2026 4:55 AM View: Mann-Whitney
Plant Wansley Client: Southern Company Data: Wansley Landfill

Sanitas™ v.10.1.06 Software licensed to Groundwater Stats Consulting. UG
Hollow symbols indicate censored values.

## Mann-Whitney (Wilcoxon Rank Sum)

GWC-13

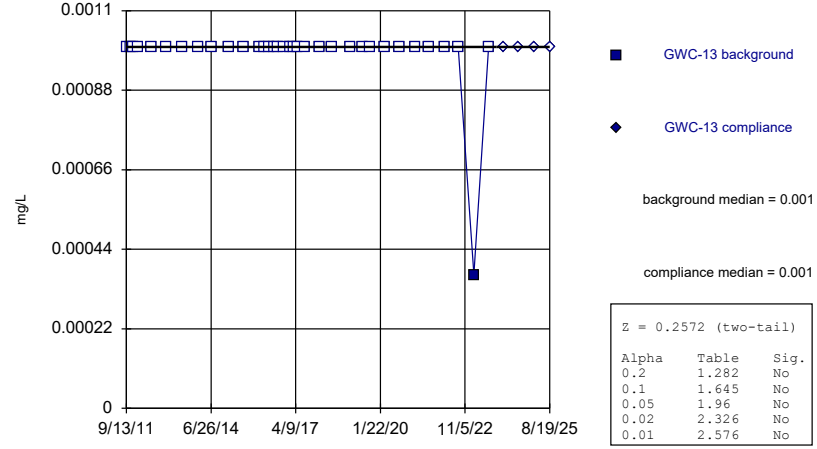


Z = 0.2572 (two-tail)

| Alpha | Table | Sig. |
|---|---|---|
| 0.2 | 1.282 | No |
| 0.1 | 1.645 | No |
| 0.05 | 1.96 | No |
| 0.02 | 2.326 | No |
| 0.01 | 2.576 | No |

Constituent: Lead Analysis Run 3/31/2026 4:55 AM View: Mann-Whitney
Plant Wansley Client: Southern Company Data: Wansley Landfill

Sanitas™ v.10.1.06 Software licensed to Groundwater Stats Consulting. UG
Hollow symbols indicate censored values.

## Mann-Whitney (Wilcoxon Rank Sum)

GWC-15

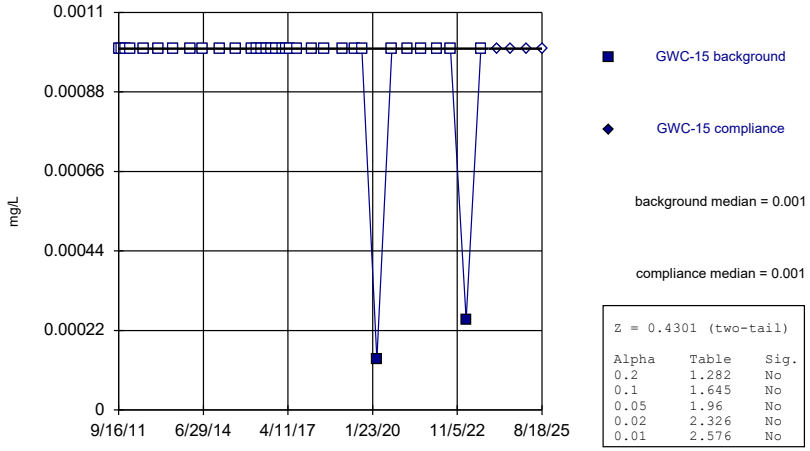


Z = 0.4301 (two-tail)

| Alpha | Table | Sig. |
|---|---|---|
| 0.2 | 1.282 | No |
| 0.1 | 1.645 | No |
| 0.05 | 1.96 | No |
| 0.02 | 2.326 | No |
| 0.01 | 2.576 | No |

Constituent: Lead Analysis Run 3/31/2026 4:55 AM View: Mann-Whitney
Plant Wansley Client: Southern Company Data: Wansley Landfill

Sanitas™ v.10.1.06 Software licensed to Groundwater Stats Consulting. UG
Hollow symbols indicate censored values.

## Mann-Whitney (Wilcoxon Rank Sum)

GWC-16

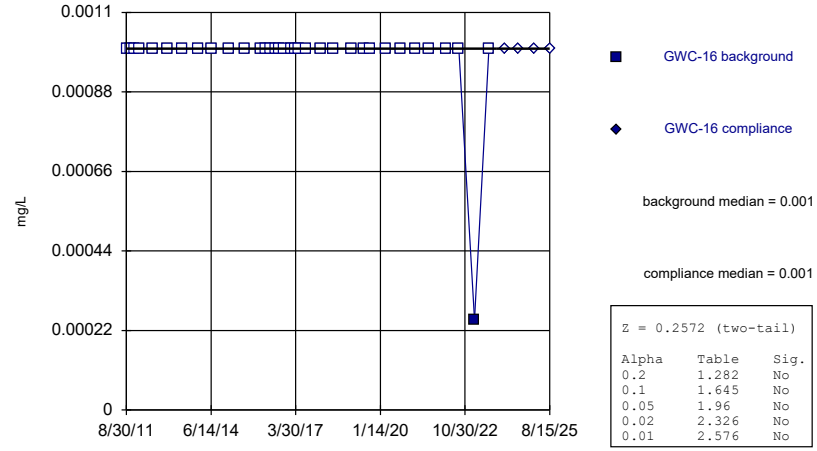


Z = 0.2572 (two-tail)

| Alpha | Table | Sig. |
|---|---|---|
| 0.2 | 1.282 | No |
| 0.1 | 1.645 | No |
| 0.05 | 1.96 | No |
| 0.02 | 2.326 | No |
| 0.01 | 2.576 | No |

Constituent: Lead Analysis Run 3/31/2026 4:55 AM View: Mann-Whitney
Plant Wansley Client: Southern Company Data: Wansley Landfill

Sanitas™ v.10.1.06 Software licensed to Groundwater Stats Consulting. UG
Hollow symbols indicate censored values.

## Mann-Whitney (Wilcoxon Rank Sum)

GWC-17

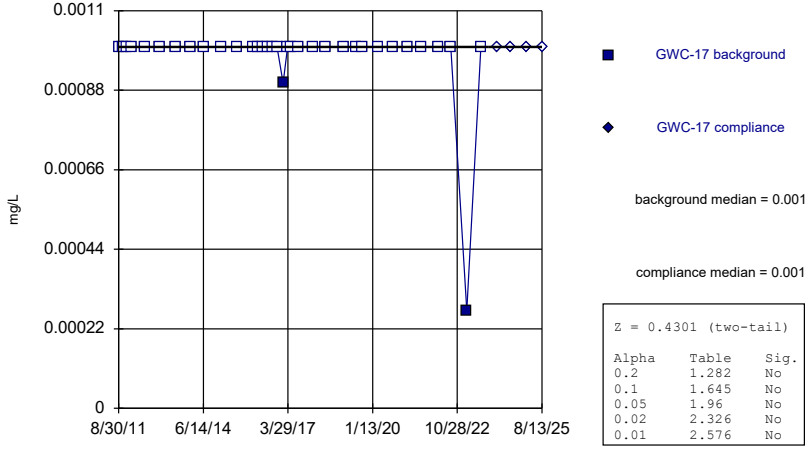


Z = 0.4301 (two-tail)

| Alpha | Table | Sig. |
|---|---|---|
| 0.2 | 1.282 | No |
| 0.1 | 1.645 | No |
| 0.05 | 1.96 | No |
| 0.02 | 2.326 | No |
| 0.01 | 2.576 | No |

Constituent: Lead Analysis Run 3/31/2026 4:55 AM View: Mann-Whitney
Plant Wansley Client: Southern Company Data: Wansley Landfill

Sanitas™ v.10.1.06 Software licensed to Groundwater Stats Consulting. UG
Hollow symbols indicate censored values.

## Mann-Whitney (Wilcoxon Rank Sum)

GWC-18

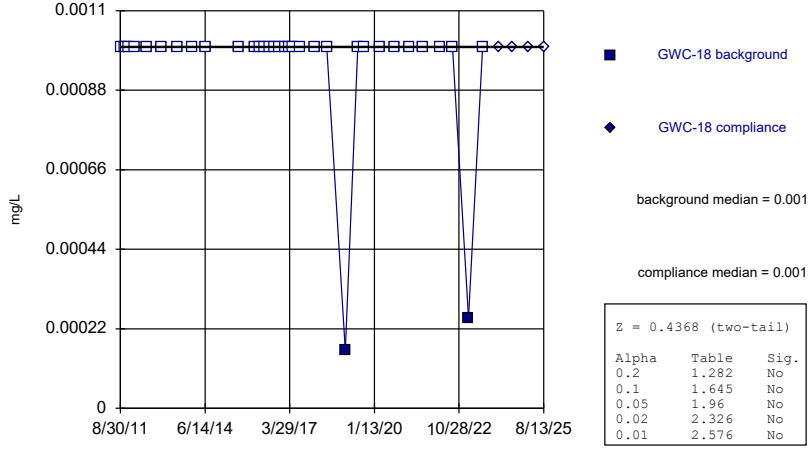


Z = 0.4368 (two-tail)

| Alpha | Table | Sig. |
|---|---|---|
| 0.2 | 1.282 | No |
| 0.1 | 1.645 | No |
| 0.05 | 1.96 | No |
| 0.02 | 2.326 | No |
| 0.01 | 2.576 | No |

Constituent: Lead Analysis Run 3/31/2026 4:55 AM View: Mann-Whitney
Plant Wansley Client: Southern Company Data: Wansley Landfill

Sanitas™ v.10.1.06 Software licensed to Groundwater Stats Consulting. UG
Hollow symbols indicate censored values.

## Mann-Whitney (Wilcoxon Rank Sum)

GWC-19

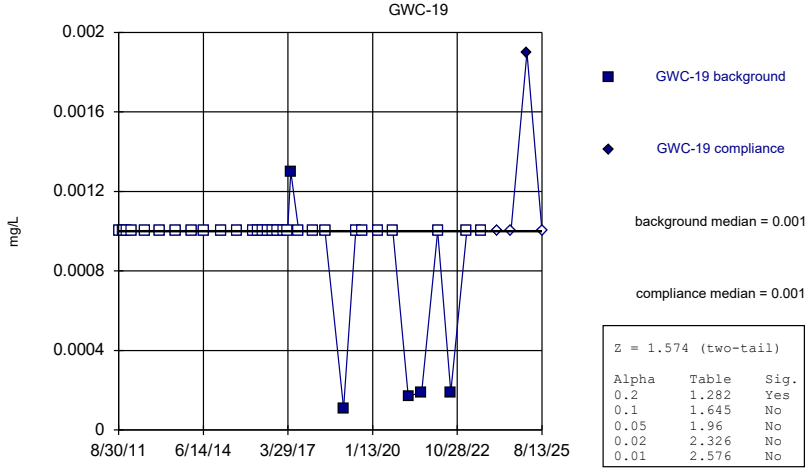


Z = 1.574 (two-tail)

| Alpha | Table | Sig. |
|---|---|---|
| 0.2 | 1.282 | Yes |
| 0.1 | 1.645 | No |
| 0.05 | 1.96 | No |
| 0.02 | 2.326 | No |
| 0.01 | 2.576 | No |

Constituent: Lead Analysis Run 3/31/2026 4:55 AM View: Mann-Whitney
Plant Wansley Client: Southern Company Data: Wansley Landfill

Sanitas™ v.10.1.06 Software licensed to Groundwater Stats Consulting. UG
Hollow symbols indicate censored values.

## Mann-Whitney (Wilcoxon Rank Sum)

GWC-20

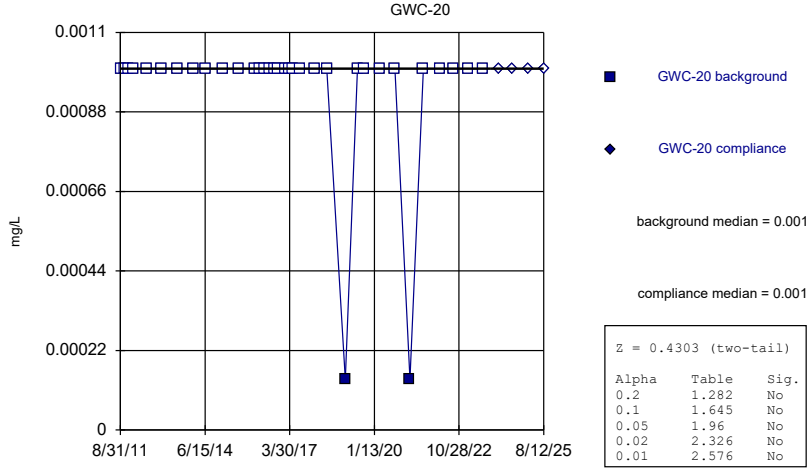


Z = 0.4303 (two-tail)

| Alpha | Table | Sig. |
|---|---|---|
| 0.2 | 1.282 | No |
| 0.1 | 1.645 | No |
| 0.05 | 1.96 | No |
| 0.02 | 2.326 | No |
| 0.01 | 2.576 | No |

Constituent: Lead Analysis Run 3/31/2026 4:55 AM View: Mann-Whitney
Plant Wansley Client: Southern Company Data: Wansley Landfill

Sanitas™ v.10.1.06 Software licensed to Groundwater Stats Consulting. UG
Hollow symbols indicate censored values.

## Mann-Whitney (Wilcoxon Rank Sum)

GWC-21

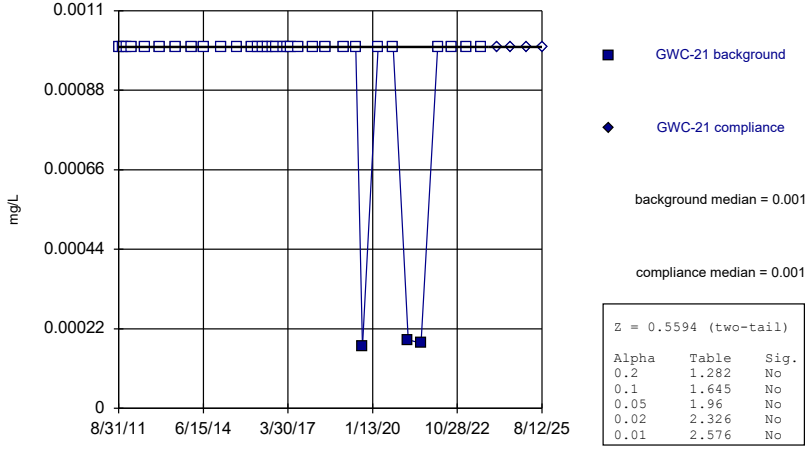


Z = 0.5594 (two-tail)

| Alpha | Table | Sig. |
|---|---|---|
| 0.2 | 1.282 | No |
| 0.1 | 1.645 | No |
| 0.05 | 1.96 | No |
| 0.02 | 2.326 | No |
| 0.01 | 2.576 | No |

Constituent: Lead Analysis Run 3/31/2026 4:55 AM View: Mann-Whitney
Plant Wansley Client: Southern Company Data: Wansley Landfill

Sanitas™ v.10.1.06 Software licensed to Groundwater Stats Consulting. UG
Hollow symbols indicate censored values.

## Mann-Whitney (Wilcoxon Rank Sum)

GWC-22

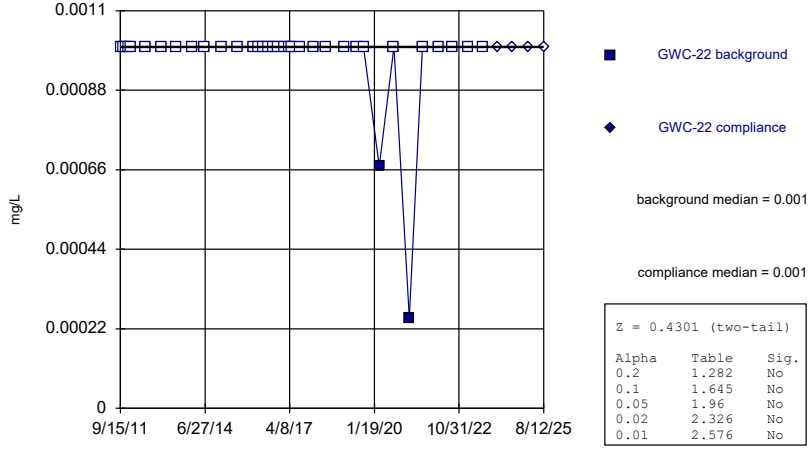


Z = 0.4301 (two-tail)

| Alpha | Table | Sig. |
|---|---|---|
| 0.2 | 1.282 | No |
| 0.1 | 1.645 | No |
| 0.05 | 1.96 | No |
| 0.02 | 2.326 | No |
| 0.01 | 2.576 | No |

Constituent: Lead Analysis Run 3/31/2026 4:55 AM View: Mann-Whitney
Plant Wansley Client: Southern Company Data: Wansley Landfill

Sanitas™ v.10.1.06 Software licensed to Groundwater Stats Consulting. UG
Hollow symbols indicate censored values.

## Mann-Whitney (Wilcoxon Rank Sum)

GWC-23

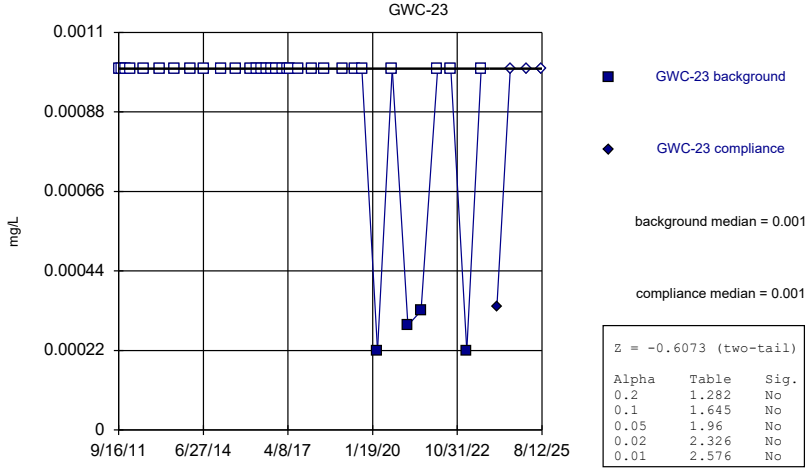


Z = -0.6073 (two-tail)

| Alpha | Table | Sig. |
|---|---|---|
| 0.2 | 1.282 | No |
| 0.1 | 1.645 | No |
| 0.05 | 1.96 | No |
| 0.02 | 2.326 | No |
| 0.01 | 2.576 | No |

Constituent: Lead Analysis Run 3/31/2026 4:55 AM View: Mann-Whitney
Plant Wansley Client: Southern Company Data: Wansley Landfill

Sanitas™ v.10.1.06 Software licensed to Groundwater Stats Consulting. UG
Hollow symbols indicate censored values.

## Mann-Whitney (Wilcoxon Rank Sum)

GWC-24

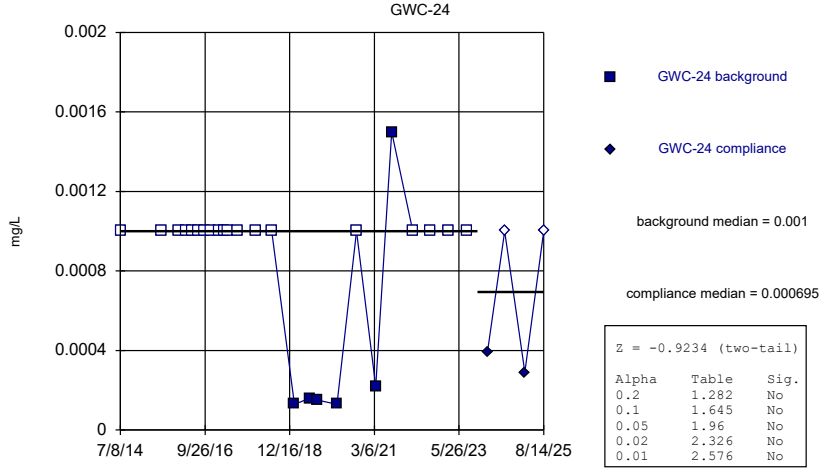


Z = -0.9234 (two-tail)

| Alpha | Table | Sig. |
|---|---|---|
| 0.2 | 1.282 | No |
| 0.1 | 1.645 | No |
| 0.05 | 1.96 | No |
| 0.02 | 2.326 | No |
| 0.01 | 2.576 | No |

Constituent: Lead Analysis Run 3/31/2026 4:55 AM View: Mann-Whitney
Plant Wansley Client: Southern Company Data: Wansley Landfill

Sanitas™ v.10.1.06 Software licensed to Groundwater Stats Consulting. UG
Hollow symbols indicate censored values.

## Mann-Whitney (Wilcoxon Rank Sum)

GWC-25

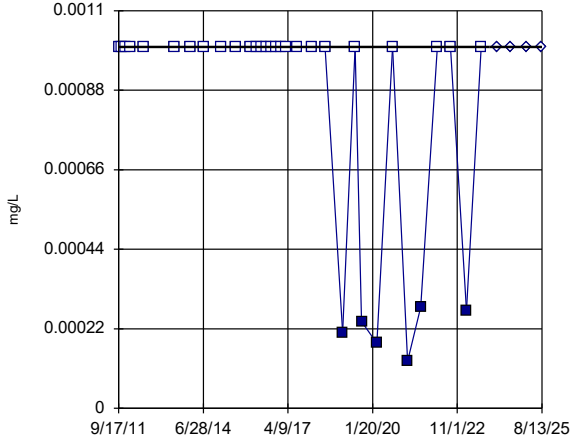


GWC-25 background

GWC-25 compliance

background median = 0.001

compliance median = 0.001

Z = 0.8916 (two-tail)

| Alpha | Table | Sig. |
|---|---|---|
| 0.2 | 1.282 | No |
| 0.1 | 1.645 | No |
| 0.05 | 1.96 | No |
| 0.02 | 2.326 | No |
| 0.01 | 2.576 | No |

Constituent: Lead Analysis Run 3/31/2026 4:55 AM View: Mann-Whitney
Plant Wansley Client: Southern Company Data: Wansley Landfill

Sanitas™ v.10.1.06 Software licensed to Groundwater Stats Consulting. UG
Hollow symbols indicate censored values.

## Mann-Whitney (Wilcoxon Rank Sum)

GWC-26

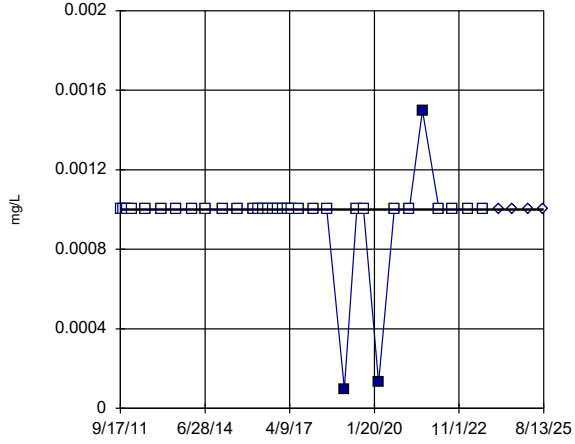


GWC-26 background

GWC-26 compliance

background median = 0.001

compliance median = 0.001

Z = 0.1526 (two-tail)

| Alpha | Table | Sig. |
|---|---|---|
| 0.2 | 1.282 | No |
| 0.1 | 1.645 | No |
| 0.05 | 1.96 | No |
| 0.02 | 2.326 | No |
| 0.01 | 2.576 | No |

Constituent: Lead Analysis Run 3/31/2026 4:55 AM View: Mann-Whitney
Plant Wansley Client: Southern Company Data: Wansley Landfill

Sanitas™ v.10.1.06 Software licensed to Groundwater Stats Consulting. UG
Hollow symbols indicate censored values.

## Mann-Whitney (Wilcoxon Rank Sum)

GWC-27

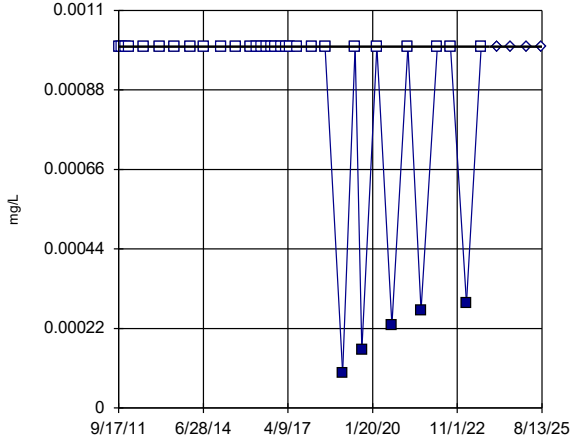


GWC-27 background

GWC-27 compliance

background median = 0.001

compliance median = 0.001

Z = 0.7691 (two-tail)

| Alpha | Table | Sig. |
|---|---|---|
| 0.2 | 1.282 | No |
| 0.1 | 1.645 | No |
| 0.05 | 1.96 | No |
| 0.02 | 2.326 | No |
| 0.01 | 2.576 | No |

Constituent: Lead Analysis Run 3/31/2026 4:55 AM View: Mann-Whitney
Plant Wansley Client: Southern Company Data: Wansley Landfill

Sanitas™ v.10.1.06 Software licensed to Groundwater Stats Consulting. UG
Hollow symbols indicate censored values.

## Mann-Whitney (Wilcoxon Rank Sum)

GWC-30

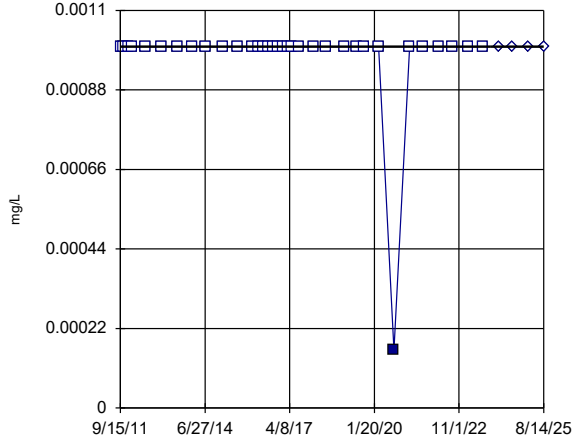


GWC-30 background

GWC-30 compliance

background median = 0.001

compliance median = 0.001

Z = 0.2572 (two-tail)

| Alpha | Table | Sig. |
|---|---|---|
| 0.2 | 1.282 | No |
| 0.1 | 1.645 | No |
| 0.05 | 1.96 | No |
| 0.02 | 2.326 | No |
| 0.01 | 2.576 | No |

Constituent: Lead Analysis Run 3/31/2026 4:55 AM View: Mann-Whitney
Plant Wansley Client: Southern Company Data: Wansley Landfill

Sanitas™ v.10.1.06 Software licensed to Groundwater Stats Consulting. UG
Hollow symbols indicate censored values.

## Mann-Whitney (Wilcoxon Rank Sum)

GWC-31

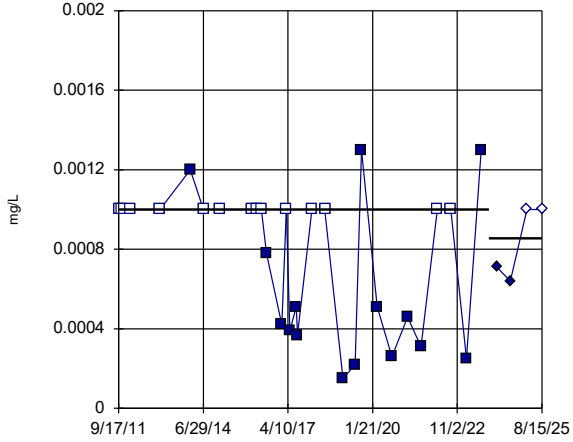


GWC-31 background

GWC-31 compliance

background median = 0.001

compliance median = 0.000855

Z = 0.0879 (two-tail)

| Alpha | Table | Sig. |
|---|---|---|
| 0.2 | 1.282 | No |
| 0.1 | 1.645 | No |
| 0.05 | 1.96 | No |
| 0.02 | 2.326 | No |
| 0.01 | 2.576 | No |

Constituent: Lead Analysis Run 3/31/2026 4:55 AM View: Mann-Whitney
Plant Wansley Client: Southern Company Data: Wansley Landfill

Sanitas™ v.10.1.06 Software licensed to Groundwater Stats Consulting. UG
Hollow symbols indicate censored values.

## Mann-Whitney (Wilcoxon Rank Sum)

GWC-33

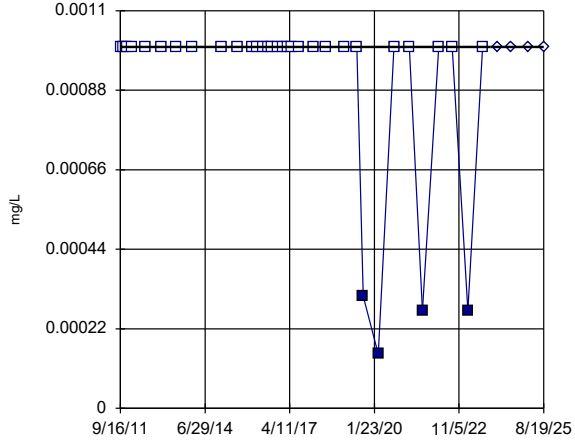


GWC-33 background

GWC-33 compliance

background median = 0.001

compliance median = 0.001

Z = 0.6806 (two-tail)

| Alpha | Table | Sig. |
|---|---|---|
| 0.2 | 1.282 | No |
| 0.1 | 1.645 | No |
| 0.05 | 1.96 | No |
| 0.02 | 2.326 | No |
| 0.01 | 2.576 | No |

Constituent: Lead Analysis Run 3/31/2026 4:55 AM View: Mann-Whitney
Plant Wansley Client: Southern Company Data: Wansley Landfill

Sanitas™ v.10.1.06 Software licensed to Groundwater Stats Consulting. UG
Hollow symbols indicate censored values.

## Mann-Whitney (Wilcoxon Rank Sum)

GWC-34

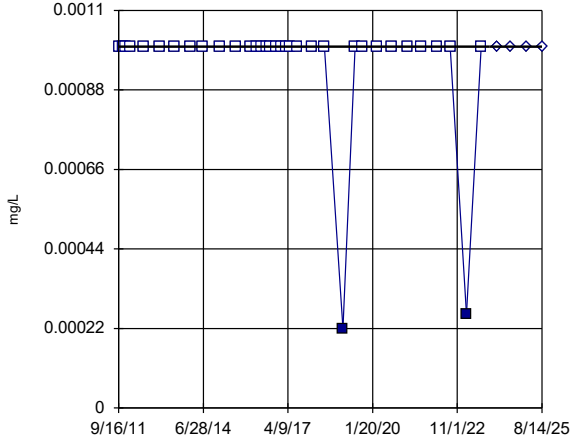


GWC-34 background

GWC-34 compliance

background median = 0.001

compliance median = 0.001

Z = 0.4301 (two-tail)

| Alpha | Table | Sig. |
|---|---|---|
| 0.2 | 1.282 | No |
| 0.1 | 1.645 | No |
| 0.05 | 1.96 | No |
| 0.02 | 2.326 | No |
| 0.01 | 2.576 | No |

Constituent: Lead Analysis Run 3/31/2026 4:55 AM View: Mann-Whitney
Plant Wansley Client: Southern Company Data: Wansley Landfill

Sanitas™ v.10.1.06 Software licensed to Groundwater Stats Consulting. UG
Hollow symbols indicate censored values.

## Mann-Whitney (Wilcoxon Rank Sum)

GWA-1 (bg)

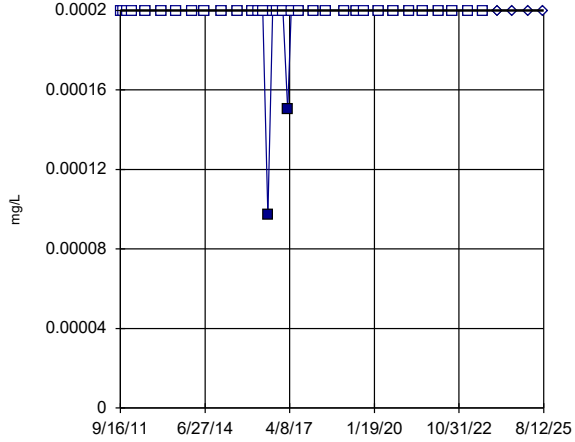


GWA-1 background

GWA-1 compliance

background median = 0.0002

compliance median = 0.0002

Z = 0.4301 (two-tail)

| Alpha | Table | Sig. |
|---|---|---|
| 0.2 | 1.282 | No |
| 0.1 | 1.645 | No |
| 0.05 | 1.96 | No |
| 0.02 | 2.326 | No |
| 0.01 | 2.576 | No |

Constituent: Mercury Analysis Run 3/31/2026 4:56 AM View: Mann-Whitney
Plant Wansley Client: Southern Company Data: Wansley Landfill

Sanitas™ v.10.1.06 Software licensed to Groundwater Stats Consulting. UG
Hollow symbols indicate censored values.

## Mann-Whitney (Wilcoxon Rank Sum)

GWA-2 (bg)

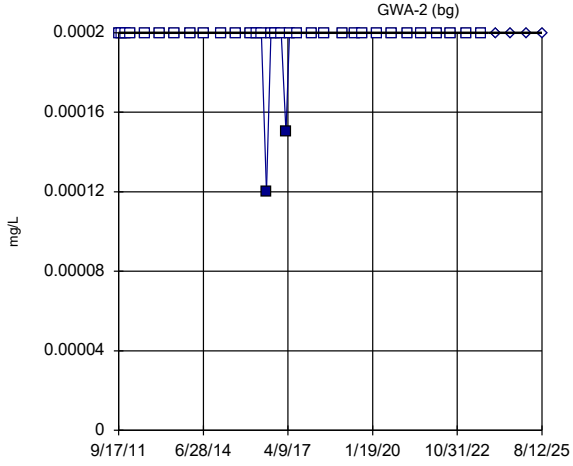


GWA-2 background

GWA-2 compliance

background median = 0.0002

compliance median = 0.0002

Z = 0.4301 (two-tail)

| Alpha | Table | Sig. |
|---|---|---|
| 0.2 | 1.282 | No |
| 0.1 | 1.645 | No |
| 0.05 | 1.96 | No |
| 0.02 | 2.326 | No |
| 0.01 | 2.576 | No |

Constituent: Mercury Analysis Run 3/31/2026 4:56 AM View: Mann-Whitney
Plant Wansley Client: Southern Company Data: Wansley Landfill

Sanitas™ v.10.1.06 Software licensed to Groundwater Stats Consulting. UG
Hollow symbols indicate censored values.

## Mann-Whitney (Wilcoxon Rank Sum)

GWA-4 (bg)

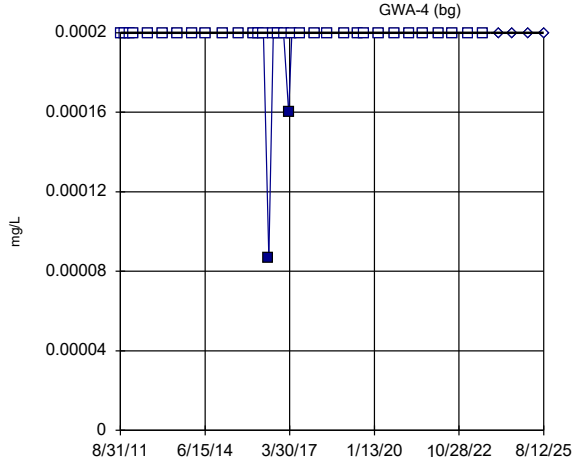


GWA-4 background

GWA-4 compliance

background median = 0.0002

compliance median = 0.0002

Z = 0.4301 (two-tail)

| Alpha | Table | Sig. |
|---|---|---|
| 0.2 | 1.282 | No |
| 0.1 | 1.645 | No |
| 0.05 | 1.96 | No |
| 0.02 | 2.326 | No |
| 0.01 | 2.576 | No |

Constituent: Mercury Analysis Run 3/31/2026 4:56 AM View: Mann-Whitney
Plant Wansley Client: Southern Company Data: Wansley Landfill

Sanitas™ v.10.1.06 Software licensed to Groundwater Stats Consulting. UG
Hollow symbols indicate censored values.

## Mann-Whitney (Wilcoxon Rank Sum)

GWA-28 (bg)

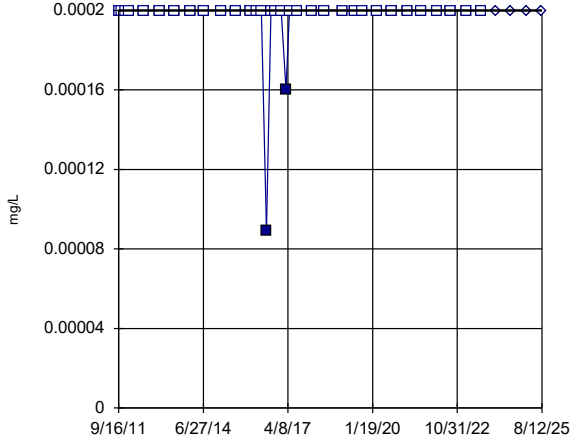


GWA-28 background

GWA-28 compliance

background median = 0.0002

compliance median = 0.0002

Z = 0.4301 (two-tail)

| Alpha | Table | Sig. |
|---|---|---|
| 0.2 | 1.282 | No |
| 0.1 | 1.645 | No |
| 0.05 | 1.96 | No |
| 0.02 | 2.326 | No |
| 0.01 | 2.576 | No |

Constituent: Mercury Analysis Run 3/31/2026 4:56 AM View: Mann-Whitney
Plant Wansley Client: Southern Company Data: Wansley Landfill

Sanitas™ v.10.1.06 Software licensed to Groundwater Stats Consulting. UG
Hollow symbols indicate censored values.

## Mann-Whitney (Wilcoxon Rank Sum)

GWA-29 (bg)

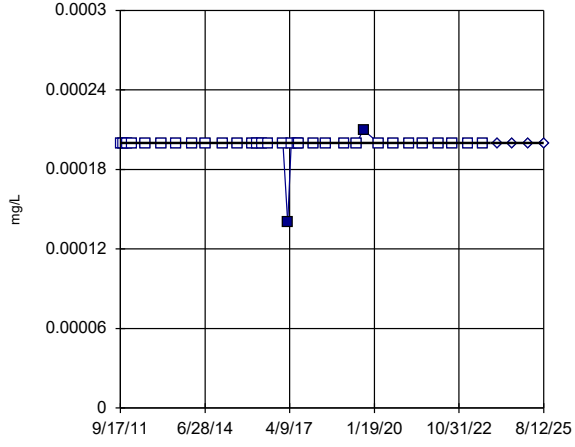


GWA-29 background

GWA-29 compliance

background median = 0.0002

compliance median = 0.0002

Z = -0.06239 (two-tail)

| Alpha | Table | Sig. |
|---|---|---|
| 0.2 | 1.282 | No |
| 0.1 | 1.645 | No |
| 0.05 | 1.96 | No |
| 0.02 | 2.326 | No |

Constituent: Mercury Analysis Run 3/31/2026 4:56 AM View: Mann-Whitney
Plant Wansley Client: Southern Company Data: Wansley Landfill

Sanitas™ v.10.1.06 Software licensed to Groundwater Stats Consulting. UG
Hollow symbols indicate censored values.

## Mann-Whitney (Wilcoxon Rank Sum)

GWC-5

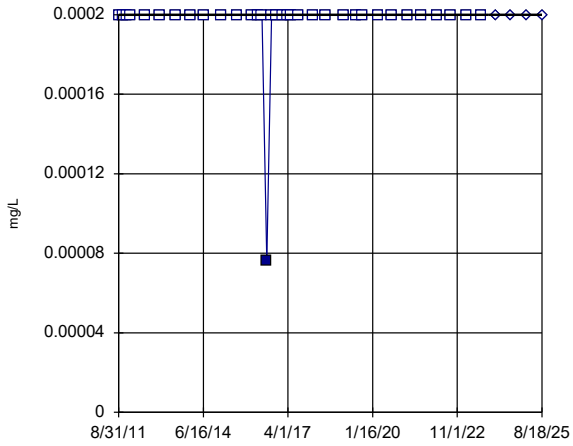


GWC-5 background

GWC-5 compliance

background median = 0.0002

compliance median = 0.0002

Z = 0.2572 (two-tail)

| Alpha | Table | Sig. |
|---|---|---|
| 0.2 | 1.282 | No |
| 0.1 | 1.645 | No |
| 0.05 | 1.96 | No |
| 0.02 | 2.326 | No |
| 0.01 | 2.576 | No |

Constituent: Mercury Analysis Run 3/31/2026 4:56 AM View: Mann-Whitney
Plant Wansley Client: Southern Company Data: Wansley Landfill

Sanitas™ v.10.1.06 Software licensed to Groundwater Stats Consulting. UG
Hollow symbols indicate censored values.

## Mann-Whitney (Wilcoxon Rank Sum)

GWC-6

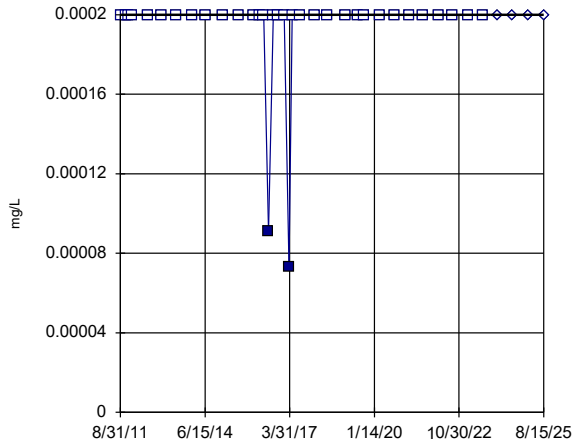


GWC-6 background

GWC-6 compliance

background median = 0.0002

compliance median = 0.0002

Z = 0.4301 (two-tail)

| Alpha | Table | Sig. |
|---|---|---|
| 0.2 | 1.282 | No |
| 0.1 | 1.645 | No |
| 0.05 | 1.96 | No |
| 0.02 | 2.326 | No |
| 0.01 | 2.576 | No |

Constituent: Mercury Analysis Run 3/31/2026 4:56 AM View: Mann-Whitney
Plant Wansley Client: Southern Company Data: Wansley Landfill

Sanitas™ v.10.1.06 Software licensed to Groundwater Stats Consulting. UG
Hollow symbols indicate censored values.

## Mann-Whitney (Wilcoxon Rank Sum)

GWC-7

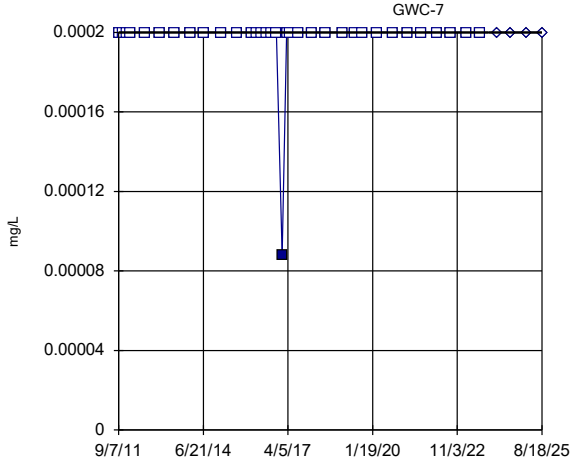


GWC-7 background

GWC-7 compliance

background median = 0.0002

compliance median = 0.0002

Z = 0.2572 (two-tail)

| Alpha | Table | Sig. |
|---|---|---|
| 0.2 | 1.282 | No |
| 0.1 | 1.645 | No |
| 0.05 | 1.96 | No |
| 0.02 | 2.326 | No |
| 0.01 | 2.576 | No |

Constituent: Mercury Analysis Run 3/31/2026 4:56 AM View: Mann-Whitney
Plant Wansley Client: Southern Company Data: Wansley Landfill

Sanitas™ v.10.1.06 Software licensed to Groundwater Stats Consulting. UG
Hollow symbols indicate censored values.

## Mann-Whitney (Wilcoxon Rank Sum)

GWC-8

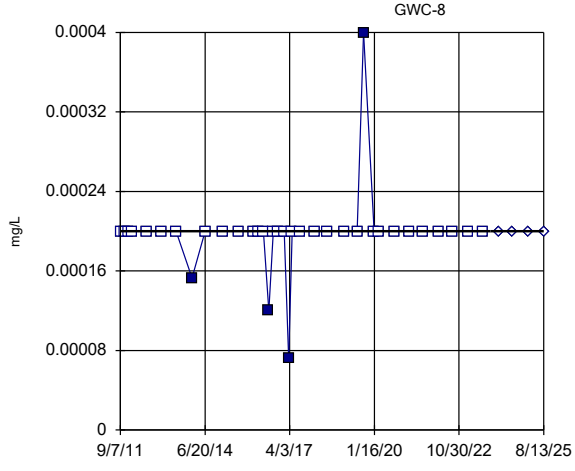


GWC-8 background

GWC-8 compliance

background median = 0.0002

compliance median = 0.0002

Z = 0.3077 (two-tail)

| Alpha | Table | Sig. |
|---|---|---|
| 0.2 | 1.282 | No |
| 0.1 | 1.645 | No |
| 0.05 | 1.96 | No |
| 0.02 | 2.326 | No |
| 0.01 | 2.576 | No |

Constituent: Mercury Analysis Run 3/31/2026 4:56 AM View: Mann-Whitney
Plant Wansley Client: Southern Company Data: Wansley Landfill

Sanitas™ v.10.1.06 Software licensed to Groundwater Stats Consulting. UG
Hollow symbols indicate censored values.

## Mann-Whitney (Wilcoxon Rank Sum)

GWC-9

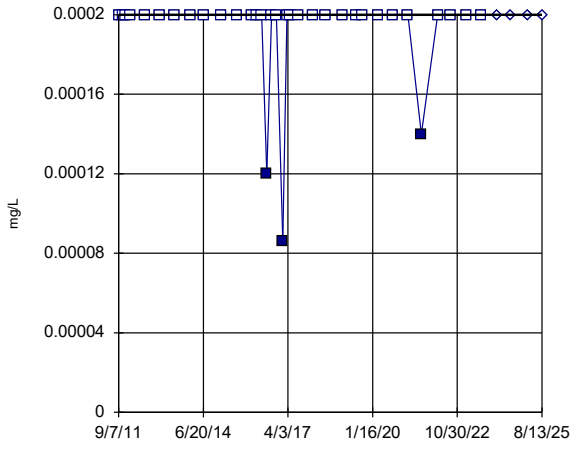


GWC-9 background

GWC-9 compliance

background median = 0.0002

compliance median = 0.0002

Z = 0.5594 (two-tail)

| Alpha | Table | Sig. |
|---|---|---|
| 0.2 | 1.282 | No |
| 0.1 | 1.645 | No |
| 0.05 | 1.96 | No |
| 0.02 | 2.326 | No |
| 0.01 | 2.576 | No |

Constituent: Mercury Analysis Run 3/31/2026 4:56 AM View: Mann-Whitney
Plant Wansley Client: Southern Company Data: Wansley Landfill

Sanitas™ v.10.1.06 Software licensed to Groundwater Stats Consulting. UG
Hollow symbols indicate censored values.

## Mann-Whitney (Wilcoxon Rank Sum)

GWC-10

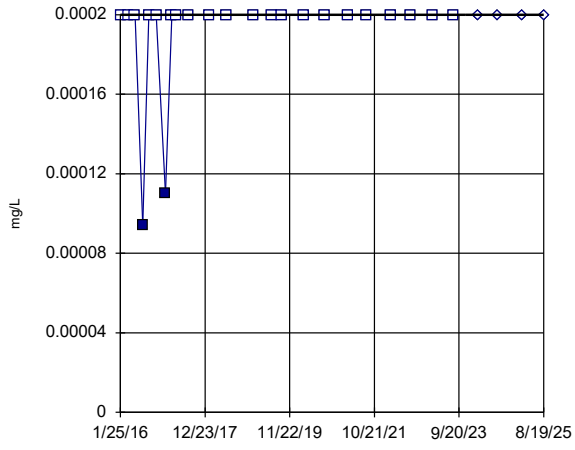


GWC-10 background

GWC-10 compliance

background median = 0.0002

compliance median = 0.0002

Z = 0.5259 (two-tail)

| Alpha | Table | Sig. |
|---|---|---|
| 0.2 | 1.282 | No |
| 0.1 | 1.645 | No |
| 0.05 | 1.96 | No |
| 0.02 | 2.326 | No |
| 0.01 | 2.576 | No |

Constituent: Mercury Analysis Run 3/31/2026 4:56 AM View: Mann-Whitney
Plant Wansley Client: Southern Company Data: Wansley Landfill

Sanitas™ v.10.1.06 Software licensed to Groundwater Stats Consulting. UG
Hollow symbols indicate censored values.

## Mann-Whitney (Wilcoxon Rank Sum)

GWC-11

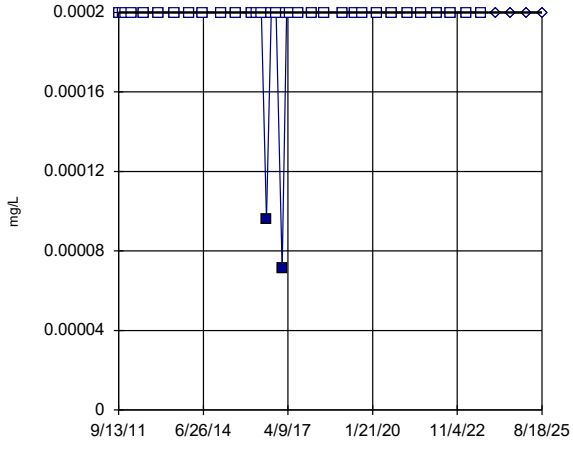


GWC-11 background

GWC-11 compliance

background median = 0.0002

compliance median = 0.0002

Z = 0.4301 (two-tail)

| Alpha | Table | Sig. |
|---|---|---|
| 0.2 | 1.282 | No |
| 0.1 | 1.645 | No |
| 0.05 | 1.96 | No |
| 0.02 | 2.326 | No |
| 0.01 | 2.576 | No |

Constituent: Mercury Analysis Run 3/31/2026 4:56 AM View: Mann-Whitney
Plant Wansley Client: Southern Company Data: Wansley Landfill

Sanitas™ v.10.1.06 Software licensed to Groundwater Stats Consulting. UG
Hollow symbols indicate censored values.

## Mann-Whitney (Wilcoxon Rank Sum)

GWC-12

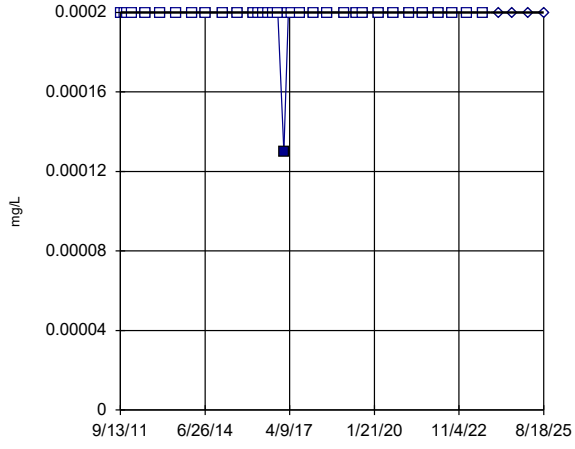


GWC-12 background

GWC-12 compliance

background median = 0.0002

compliance median = 0.0002

Z = 0.2572 (two-tail)

| Alpha | Table | Sig. |
|---|---|---|
| 0.2 | 1.282 | No |
| 0.1 | 1.645 | No |
| 0.05 | 1.96 | No |
| 0.02 | 2.326 | No |
| 0.01 | 2.576 | No |

Constituent: Mercury Analysis Run 3/31/2026 4:56 AM View: Mann-Whitney
Plant Wansley Client: Southern Company Data: Wansley Landfill

Sanitas™ v.10.1.06 Software licensed to Groundwater Stats Consulting. UG
Hollow symbols indicate censored values.

## Mann-Whitney (Wilcoxon Rank Sum)

GWC-13

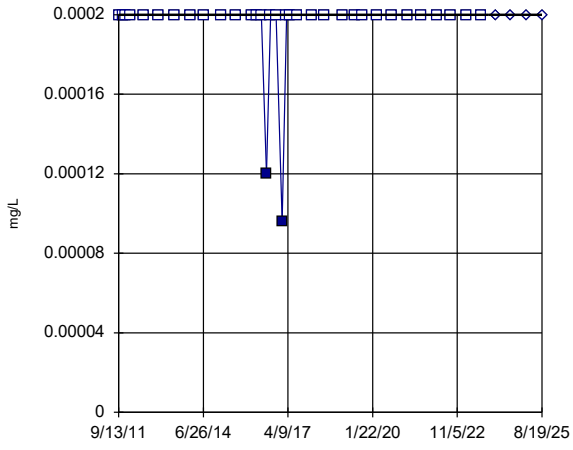


GWC-13 background

GWC-13 compliance

background median = 0.0002

compliance median = 0.0002

Z = 0.4301 (two-tail)

| Alpha | Table | Sig. |
|---|---|---|
| 0.2 | 1.282 | No |
| 0.1 | 1.645 | No |
| 0.05 | 1.96 | No |
| 0.02 | 2.326 | No |
| 0.01 | 2.576 | No |

Constituent: Mercury Analysis Run 3/31/2026 4:56 AM View: Mann-Whitney
Plant Wansley Client: Southern Company Data: Wansley Landfill

Sanitas™ v.10.1.06 Software licensed to Groundwater Stats Consulting. UG
Hollow symbols indicate censored values.

## Mann-Whitney (Wilcoxon Rank Sum)

GWC-14

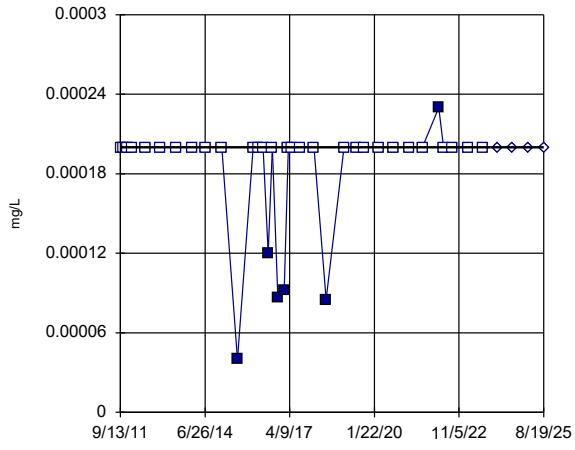


GWC-14 background

GWC-14 compliance

background median = 0.0002

compliance median = 0.0002

Z = 0.5529 (two-tail)

| Alpha | Table | Sig. |
|---|---|---|
| 0.2 | 1.282 | No |
| 0.1 | 1.645 | No |
| 0.05 | 1.96 | No |
| 0.02 | 2.326 | No |
| 0.01 | 2.576 | No |

Constituent: Mercury Analysis Run 3/31/2026 4:56 AM View: Mann-Whitney
Plant Wansley Client: Southern Company Data: Wansley Landfill

Sanitas™ v.10.1.06 Software licensed to Groundwater Stats Consulting. UG
Hollow symbols indicate censored values.

## Mann-Whitney (Wilcoxon Rank Sum)

GWC-15

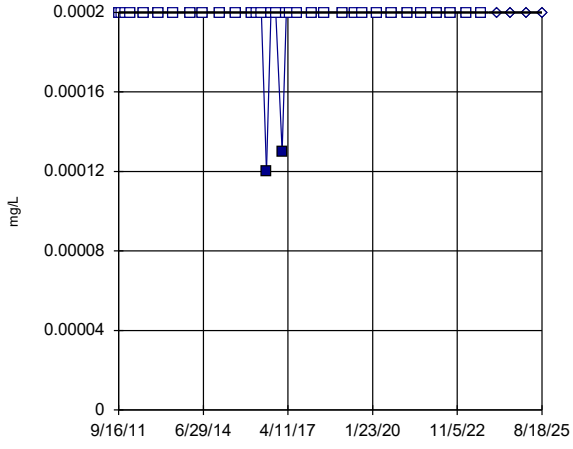


GWC-15 background

GWC-15 compliance

background median = 0.0002

compliance median = 0.0002

Z = 0.4301 (two-tail)

| Alpha | Table | Sig. |
|---|---|---|
| 0.2 | 1.282 | No |
| 0.1 | 1.645 | No |
| 0.05 | 1.96 | No |
| 0.02 | 2.326 | No |
| 0.01 | 2.576 | No |

Constituent: Mercury Analysis Run 3/31/2026 4:56 AM View: Mann-Whitney
Plant Wansley Client: Southern Company Data: Wansley Landfill

Sanitas™ v.10.1.06 Software licensed to Groundwater Stats Consulting. UG
Hollow symbols indicate censored values.

## Mann-Whitney (Wilcoxon Rank Sum)

GWC-16

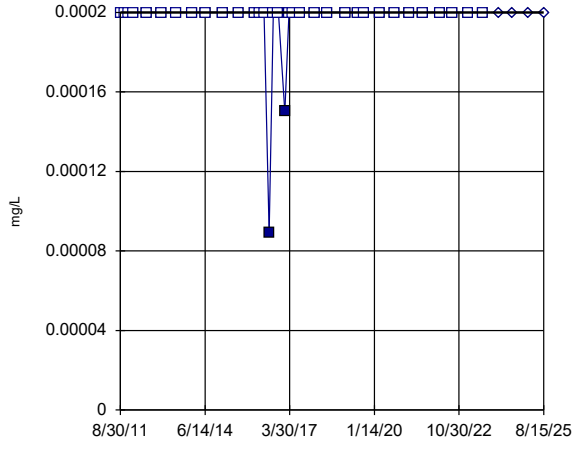


GWC-16 background

GWC-16 compliance

background median = 0.0002

compliance median = 0.0002

Z = 0.4301 (two-tail)

| Alpha | Table | Sig. |
|---|---|---|
| 0.2 | 1.282 | No |
| 0.1 | 1.645 | No |
| 0.05 | 1.96 | No |
| 0.02 | 2.326 | No |
| 0.01 | 2.576 | No |

Constituent: Mercury Analysis Run 3/31/2026 4:56 AM View: Mann-Whitney
Plant Wansley Client: Southern Company Data: Wansley Landfill

Sanitas™ v.10.1.06 Software licensed to Groundwater Stats Consulting. UG
Hollow symbols indicate censored values.

## Mann-Whitney (Wilcoxon Rank Sum)

GWC-17

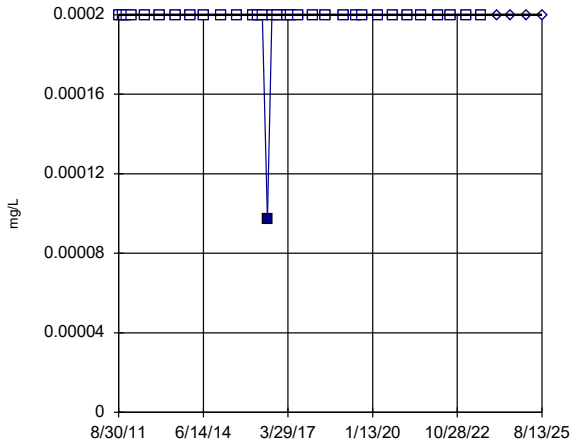


GWC-17 background

GWC-17 compliance

background median = 0.0002

compliance median = 0.0002

Z = -0.06145 (two-tail)

| Alpha | Table | Sig. |
|---|---|---|
| 0.2 | 1.282 | No |
| 0.1 | 1.645 | No |
| 0.05 | 1.96 | No |
| 0.02 | 2.326 | No |

Constituent: Mercury Analysis Run 3/31/2026 4:56 AM View: Mann-Whitney
Plant Wansley Client: Southern Company Data: Wansley Landfill

Sanitas™ v.10.1.06 Software licensed to Groundwater Stats Consulting. UG
Hollow symbols indicate censored values.

## Mann-Whitney (Wilcoxon Rank Sum)

GWC-18

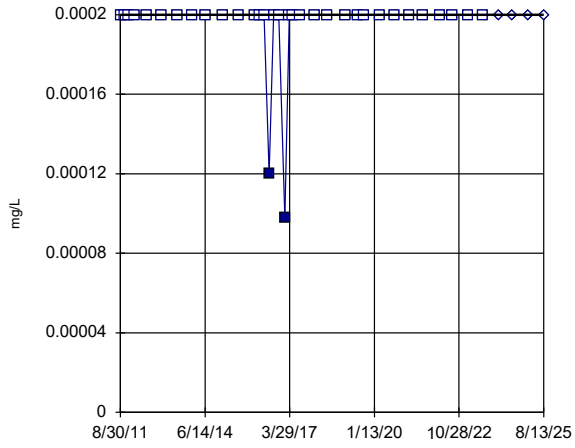


GWC-18 background

GWC-18 compliance

background median = 0.0002

compliance median = 0.0002

Z = 0.4301 (two-tail)

| Alpha | Table | Sig. |
|---|---|---|
| 0.2 | 1.282 | No |
| 0.1 | 1.645 | No |
| 0.05 | 1.96 | No |
| 0.02 | 2.326 | No |
| 0.01 | 2.576 | No |

Constituent: Mercury Analysis Run 3/31/2026 4:56 AM View: Mann-Whitney
Plant Wansley Client: Southern Company Data: Wansley Landfill

Sanitas™ v.10.1.06 Software licensed to Groundwater Stats Consulting. UG
Hollow symbols indicate censored values.

## Mann-Whitney (Wilcoxon Rank Sum)

GWC-19

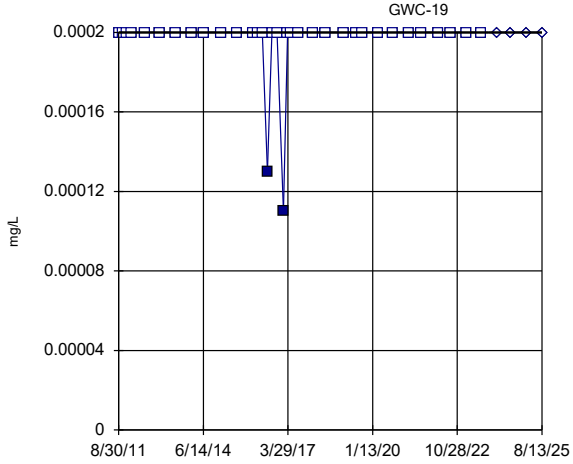


GWC-19 background

GWC-19 compliance

background median = 0.0002

compliance median = 0.0002

Z = 0.4301 (two-tail)

| Alpha | Table | Sig. |
|---|---|---|
| 0.2 | 1.282 | No |
| 0.1 | 1.645 | No |
| 0.05 | 1.96 | No |
| 0.02 | 2.326 | No |
| 0.01 | 2.576 | No |

Constituent: Mercury Analysis Run 3/31/2026 4:56 AM View: Mann-Whitney
Plant Wansley Client: Southern Company Data: Wansley Landfill

Sanitas™ v.10.1.06 Software licensed to Groundwater Stats Consulting. UG
Hollow symbols indicate censored values.

## Mann-Whitney (Wilcoxon Rank Sum)

GWC-20

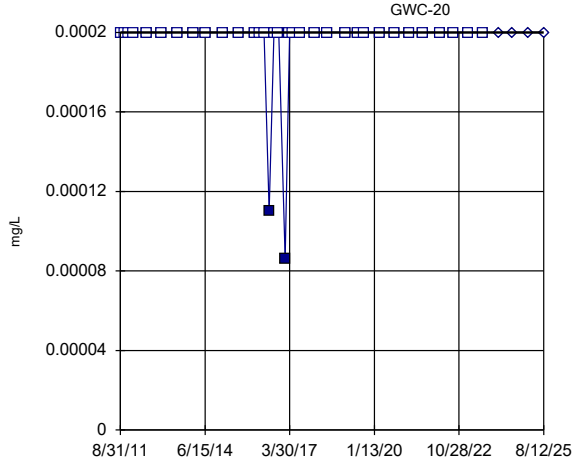


GWC-20 background

GWC-20 compliance

background median = 0.0002

compliance median = 0.0002

Z = 0.4301 (two-tail)

| Alpha | Table | Sig. |
|---|---|---|
| 0.2 | 1.282 | No |
| 0.1 | 1.645 | No |
| 0.05 | 1.96 | No |
| 0.02 | 2.326 | No |
| 0.01 | 2.576 | No |

Constituent: Mercury Analysis Run 3/31/2026 4:56 AM View: Mann-Whitney
Plant Wansley Client: Southern Company Data: Wansley Landfill

Sanitas™ v.10.1.06 Software licensed to Groundwater Stats Consulting. UG
Hollow symbols indicate censored values.

## Mann-Whitney (Wilcoxon Rank Sum)

GWC-21

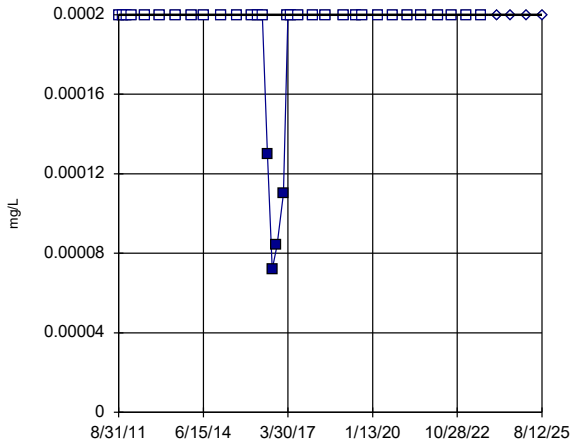


GWC-21 background

GWC-21 compliance

background median = 0.0002

compliance median = 0.0002

Z = 0.6696 (two-tail)

| Alpha | Table | Sig. |
|---|---|---|
| 0.2 | 1.282 | No |
| 0.1 | 1.645 | No |
| 0.05 | 1.96 | No |
| 0.02 | 2.326 | No |
| 0.01 | 2.576 | No |

Constituent: Mercury Analysis Run 3/31/2026 4:56 AM View: Mann-Whitney
Plant Wansley Client: Southern Company Data: Wansley Landfill

Sanitas™ v.10.1.06 Software licensed to Groundwater Stats Consulting. UG
Hollow symbols indicate censored values.

## Mann-Whitney (Wilcoxon Rank Sum)

GWC-22

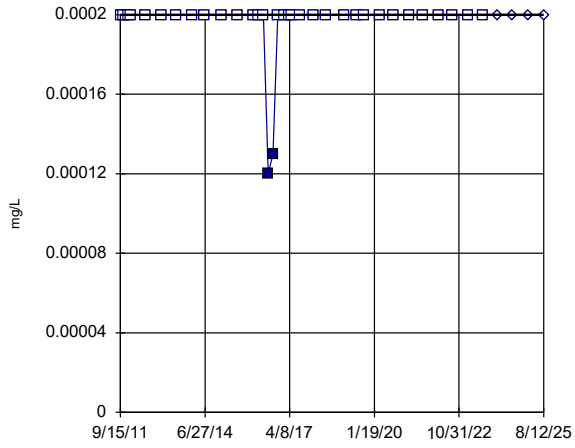


GWC-22 background

GWC-22 compliance

background median = 0.0002

compliance median = 0.0002

Z = 0.4301 (two-tail)

| Alpha | Table | Sig. |
|---|---|---|
| 0.2 | 1.282 | No |
| 0.1 | 1.645 | No |
| 0.05 | 1.96 | No |
| 0.02 | 2.326 | No |
| 0.01 | 2.576 | No |

Constituent: Mercury Analysis Run 3/31/2026 4:56 AM View: Mann-Whitney
Plant Wansley Client: Southern Company Data: Wansley Landfill

Sanitas™ v.10.1.06 Software licensed to Groundwater Stats Consulting. UG
Hollow symbols indicate censored values.

## Mann-Whitney (Wilcoxon Rank Sum)

GWC-23

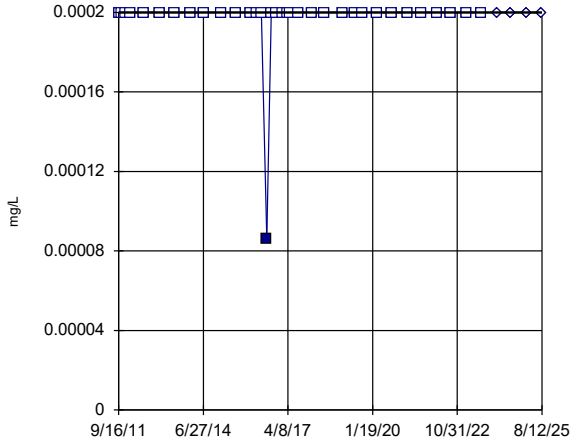


GWC-23 background

GWC-23 compliance

background median = 0.0002

compliance median = 0.0002

Z = 0.2572 (two-tail)

| Alpha | Table | Sig. |
|---|---|---|
| 0.2 | 1.282 | No |
| 0.1 | 1.645 | No |
| 0.05 | 1.96 | No |
| 0.02 | 2.326 | No |
| 0.01 | 2.576 | No |

Constituent: Mercury Analysis Run 3/31/2026 4:56 AM View: Mann-Whitney
Plant Wansley Client: Southern Company Data: Wansley Landfill

Sanitas™ v.10.1.06 Software licensed to Groundwater Stats Consulting. UG
Hollow symbols indicate censored values.

## Mann-Whitney (Wilcoxon Rank Sum)

GWC-24

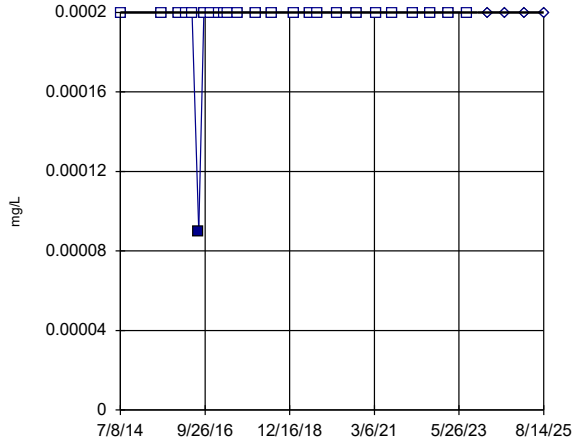


GWC-24 background

GWC-24 compliance

background median = 0.0002

compliance median = 0.0002

Z = 0.3 (two-tail)

| Alpha | Table | Sig. |
|---|---|---|
| 0.2 | 1.282 | No |
| 0.1 | 1.645 | No |
| 0.05 | 1.96 | No |
| 0.02 | 2.326 | No |
| 0.01 | 2.576 | No |

Constituent: Mercury Analysis Run 3/31/2026 4:56 AM View: Mann-Whitney
Plant Wansley Client: Southern Company Data: Wansley Landfill

Sanitas™ v.10.1.06 Software licensed to Groundwater Stats Consulting. UG
Hollow symbols indicate censored values.

## Mann-Whitney (Wilcoxon Rank Sum)

GWC-25

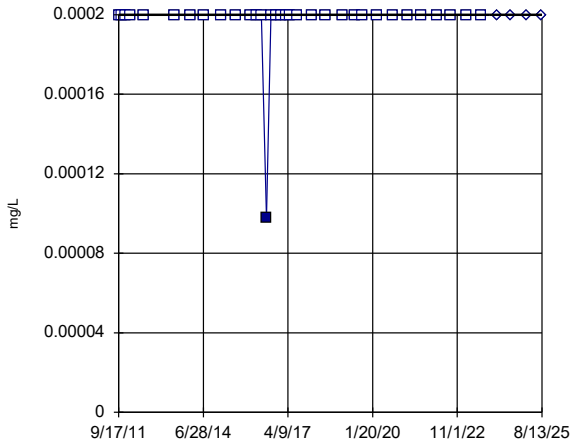


GWC-25 background

GWC-25 compliance

background median = 0.0002

compliance median = 0.0002

Z = 0.2611 (two-tail)

| Alpha | Table | Sig. |
|---|---|---|
| 0.2 | 1.282 | No |
| 0.1 | 1.645 | No |
| 0.05 | 1.96 | No |
| 0.02 | 2.326 | No |
| 0.01 | 2.576 | No |

Constituent: Mercury Analysis Run 3/31/2026 4:56 AM View: Mann-Whitney
Plant Wansley Client: Southern Company Data: Wansley Landfill

Sanitas™ v.10.1.06 Software licensed to Groundwater Stats Consulting. UG
Hollow symbols indicate censored values.

## Mann-Whitney (Wilcoxon Rank Sum)

GWC-26

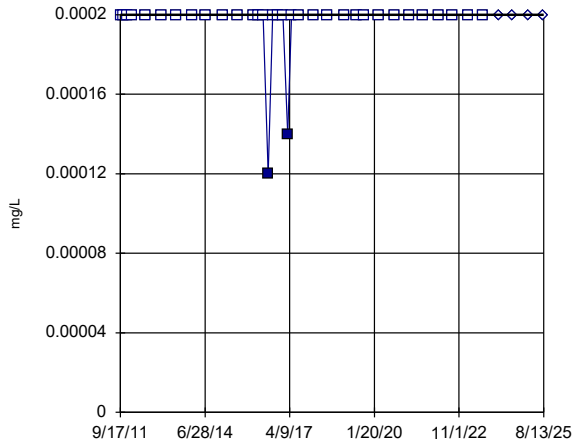


GWC-26 background

GWC-26 compliance

background median = 0.0002

compliance median = 0.0002

Z = 0.4301 (two-tail)

| Alpha | Table | Sig. |
|---|---|---|
| 0.2 | 1.282 | No |
| 0.1 | 1.645 | No |
| 0.05 | 1.96 | No |
| 0.02 | 2.326 | No |
| 0.01 | 2.576 | No |

Constituent: Mercury Analysis Run 3/31/2026 4:56 AM View: Mann-Whitney
Plant Wansley Client: Southern Company Data: Wansley Landfill

Sanitas™ v.10.1.06 Software licensed to Groundwater Stats Consulting. UG
Hollow symbols indicate censored values.

## Mann-Whitney (Wilcoxon Rank Sum)

GWC-27

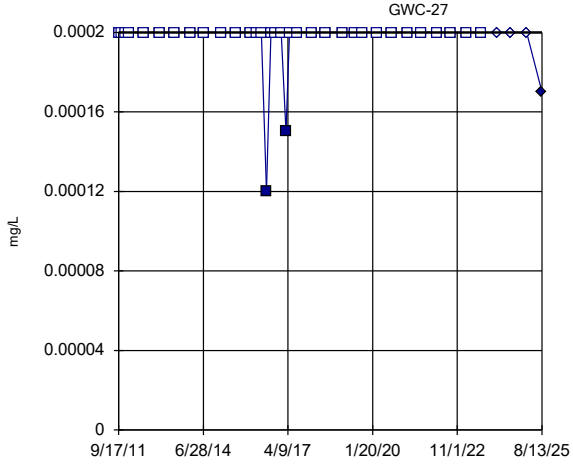


GWC-27 background

GWC-27 compliance

background median = 0.0002

compliance median = 0.0002

Z = -1.271 (two-tail)

| Alpha | Table | Sig. |
|---|---|---|
| 0.2 | 1.282 | No |
| 0.1 | 1.645 | No |
| 0.05 | 1.96 | No |
| 0.02 | 2.326 | No |
| 0.01 | 2.576 | No |

Constituent: Mercury Analysis Run 3/31/2026 4:56 AM View: Mann-Whitney
Plant Wansley Client: Southern Company Data: Wansley Landfill

Sanitas™ v.10.1.06 Software licensed to Groundwater Stats Consulting. UG
Hollow symbols indicate censored values.

## Mann-Whitney (Wilcoxon Rank Sum)

GWC-30

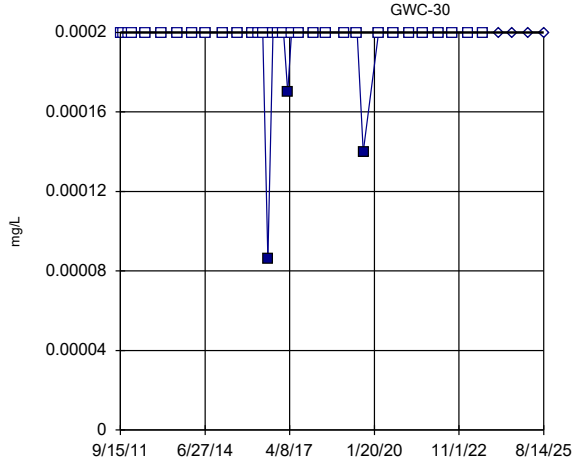


GWC-30 background

GWC-30 compliance

background median = 0.0002

compliance median = 0.0002

Z = 0.5594 (two-tail)

| Alpha | Table | Sig. |
|---|---|---|
| 0.2 | 1.282 | No |
| 0.1 | 1.645 | No |
| 0.05 | 1.96 | No |
| 0.02 | 2.326 | No |
| 0.01 | 2.576 | No |

Constituent: Mercury Analysis Run 3/31/2026 4:56 AM View: Mann-Whitney
Plant Wansley Client: Southern Company Data: Wansley Landfill

Sanitas™ v.10.1.06 Software licensed to Groundwater Stats Consulting. UG
Hollow symbols indicate censored values.

## Mann-Whitney (Wilcoxon Rank Sum)

GWC-31

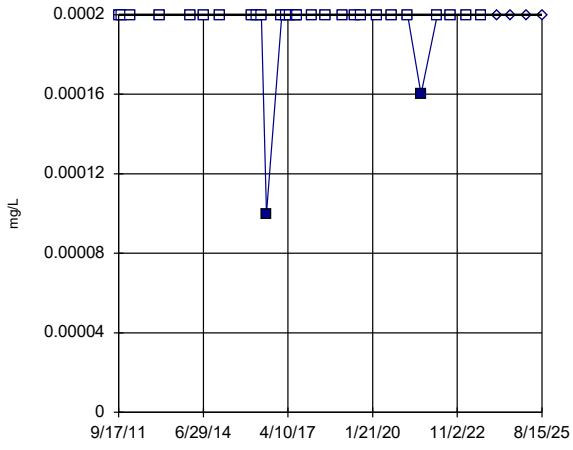


GWC-31 background

GWC-31 compliance

background median = 0.0002

compliance median = 0.0002

Z = 0.4667 (two-tail)

| Alpha | Table | Sig. |
|---|---|---|
| 0.2 | 1.282 | No |
| 0.1 | 1.645 | No |
| 0.05 | 1.96 | No |
| 0.02 | 2.326 | No |
| 0.01 | 2.576 | No |

Constituent: Mercury Analysis Run 3/31/2026 4:56 AM View: Mann-Whitney
Plant Wansley Client: Southern Company Data: Wansley Landfill

Sanitas™ v.10.1.06 Software licensed to Groundwater Stats Consulting. UG
Hollow symbols indicate censored values.

## Mann-Whitney (Wilcoxon Rank Sum)

GWC-32

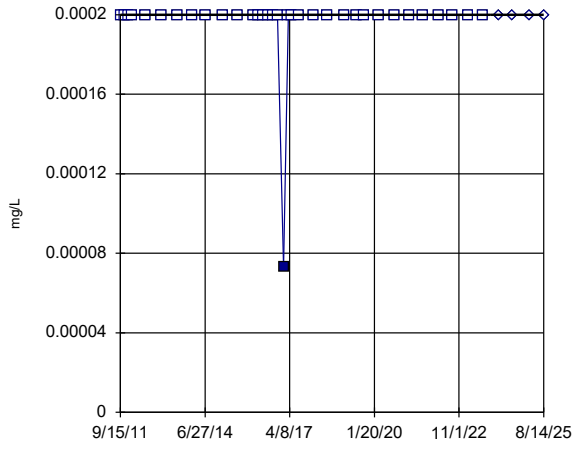


GWC-32 background

GWC-32 compliance

background median = 0.0002

compliance median = 0.0002

Z = 0.2572 (two-tail)

| Alpha | Table | Sig. |
|---|---|---|
| 0.2 | 1.282 | No |
| 0.1 | 1.645 | No |
| 0.05 | 1.96 | No |
| 0.02 | 2.326 | No |
| 0.01 | 2.576 | No |

Constituent: Mercury Analysis Run 3/31/2026 4:56 AM View: Mann-Whitney
Plant Wansley Client: Southern Company Data: Wansley Landfill

Sanitas™ v.10.1.06 Software licensed to Groundwater Stats Consulting. UG
Hollow symbols indicate censored values.

## Mann-Whitney (Wilcoxon Rank Sum)

GWC-33

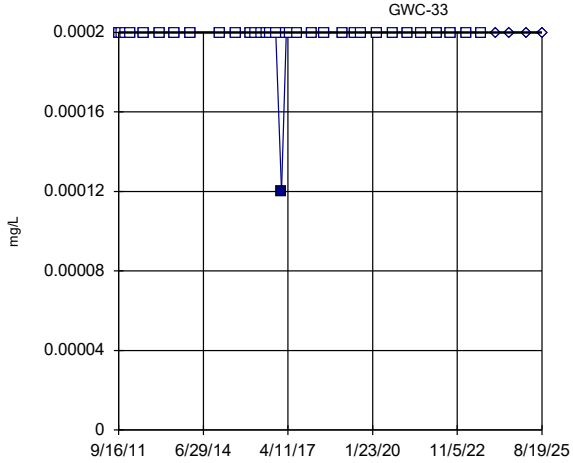


GWC-33 background

GWC-33 compliance

background median = 0.0002

compliance median = 0.0002

Z = 0.2611 (two-tail)

| Alpha | Table | Sig. |
|---|---|---|
| 0.2 | 1.282 | No |
| 0.1 | 1.645 | No |
| 0.05 | 1.96 | No |
| 0.02 | 2.326 | No |
| 0.01 | 2.576 | No |

Constituent: Mercury Analysis Run 3/31/2026 4:56 AM View: Mann-Whitney
Plant Wansley Client: Southern Company Data: Wansley Landfill

Sanitas™ v.10.1.06 Software licensed to Groundwater Stats Consulting. UG
Hollow symbols indicate censored values.

## Mann-Whitney (Wilcoxon Rank Sum)

GWC-34

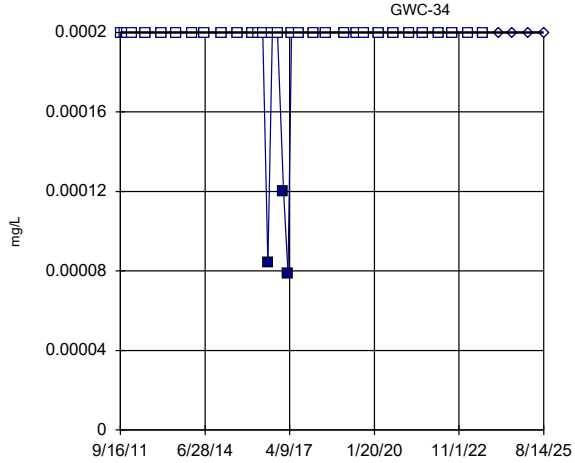


GWC-34 background

GWC-34 compliance

background median = 0.0002

compliance median = 0.0002

Z = 0.5594 (two-tail)

| Alpha | Table | Sig. |
|---|---|---|
| 0.2 | 1.282 | No |
| 0.1 | 1.645 | No |
| 0.05 | 1.96 | No |
| 0.02 | 2.326 | No |
| 0.01 | 2.576 | No |

Constituent: Mercury Analysis Run 3/31/2026 4:56 AM View: Mann-Whitney
Plant Wansley Client: Southern Company Data: Wansley Landfill

Sanitas™ v.10.1.06 Software licensed to Groundwater Stats Consulting. UG
Hollow symbols indicate censored values.

## Mann-Whitney (Wilcoxon Rank Sum)

GWC-35

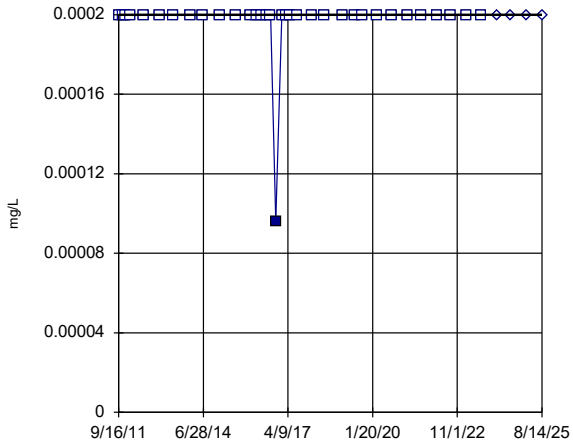


GWC-35 background

GWC-35 compliance

background median = 0.0002

compliance median = 0.0002

```
Z = 0.2572 (two-tail)

Alpha     Table     Sig.
0.2       1.282     No
0.1       1.645     No
0.05      1.96      No
0.02      2.326     No
0.01      2.576     No
```

Constituent: Mercury  Analysis Run 3/31/2026 4:56 AM  View: Mann-Whitney
Plant Wansley  Client: Southern Company  Data: Wansley Landfill

Sanitas™ v.10.1.06 Software licensed to Groundwater Stats Consulting. UG
Hollow symbols indicate censored values.

## Mann-Whitney (Wilcoxon Rank Sum)

GWA-1 (bg)

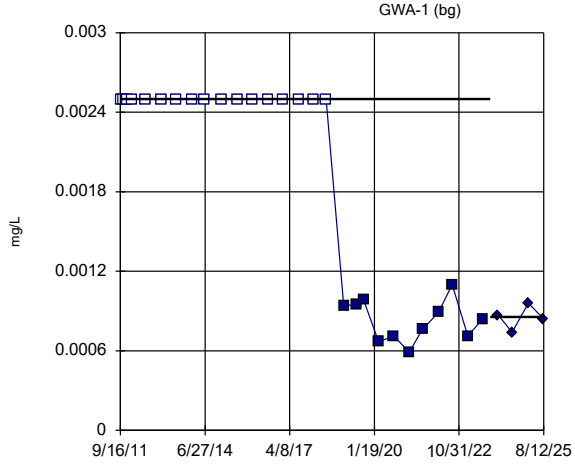


GWA-1 background

GWA-1 compliance

background median = 0.0025

compliance median = 0.000855

```
Z = -1.978 (two-tail)

Alpha     Table     Sig.
0.2       1.282     Yes
0.1       1.645     Yes
0.05      1.96      Yes
0.02      2.326     No
0.01      2.576     No
```

Constituent: Nickel  Analysis Run 3/31/2026 4:56 AM  View: Mann-Whitney
Plant Wansley  Client: Southern Company  Data: Wansley Landfill

Sanitas™ v.10.1.06 Software licensed to Groundwater Stats Consulting. UG
Hollow symbols indicate censored values.

## Mann-Whitney (Wilcoxon Rank Sum)

GWA-2 (bg)

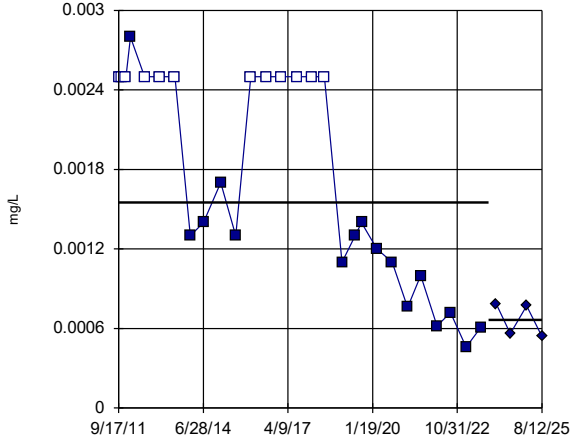


GWA-2 background

GWA-2 compliance

background median = 0.00155

compliance median = 0.000665

```
Z = -2.606 (two-tail)

Alpha     Table     Sig.
0.2       1.282     Yes
0.1       1.645     Yes
0.05      1.96      Yes
0.02      2.326     Yes
0.01      2.576     Yes
```

Constituent: Nickel  Analysis Run 3/31/2026 4:56 AM  View: Mann-Whitney
Plant Wansley  Client: Southern Company  Data: Wansley Landfill

Sanitas™ v.10.1.06 Software licensed to Groundwater Stats Consulting. UG
Hollow symbols indicate censored values.

## Mann-Whitney (Wilcoxon Rank Sum)

GWA-4 (bg)

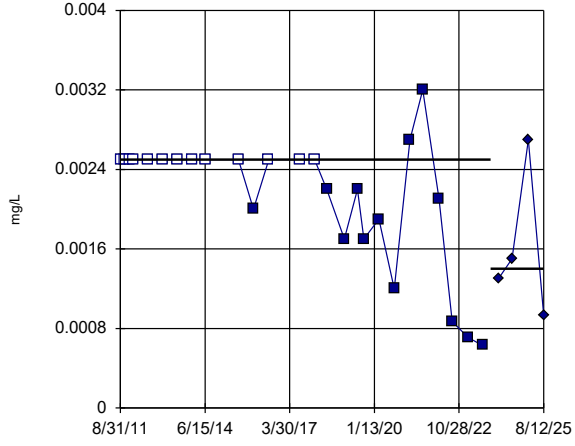


GWA-4 background

GWA-4 compliance

background median = 0.0025

compliance median = 0.0014

```
Z = -1.082 (two-tail)

Alpha     Table     Sig.
0.2       1.282     No
0.1       1.645     No
0.05      1.96      No
0.02      2.326     No
0.01      2.576     No
```

Constituent: Nickel  Analysis Run 3/31/2026 4:56 AM  View: Mann-Whitney
Plant Wansley  Client: Southern Company  Data: Wansley Landfill

Sanitas™ v.10.1.06 Software licensed to Groundwater Stats Consulting. UG
Hollow symbols indicate censored values.

## Mann-Whitney (Wilcoxon Rank Sum)

GWA-28 (bg)

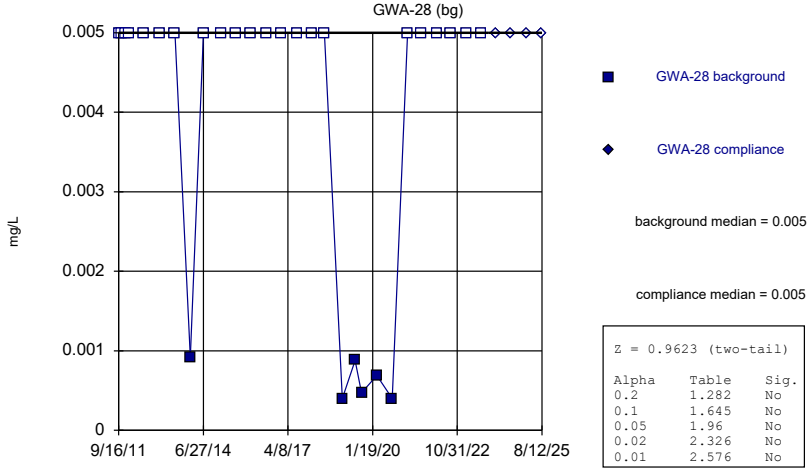


Z = 0.9623 (two-tail)

| Alpha | Table | Sig. |
|---|---|---|
| 0.2 | 1.282 | No |
| 0.1 | 1.645 | No |
| 0.05 | 1.96 | No |
| 0.02 | 2.326 | No |
| 0.01 | 2.576 | No |

Constituent: Nickel Analysis Run 3/31/2026 4:56 AM View: Mann-Whitney
Plant Wansley Client: Southern Company Data: Wansley Landfill

Sanitas™ v.10.1.06 Software licensed to Groundwater Stats Consulting. UG
Hollow symbols indicate censored values.

## Mann-Whitney (Wilcoxon Rank Sum)

GWA-29 (bg)

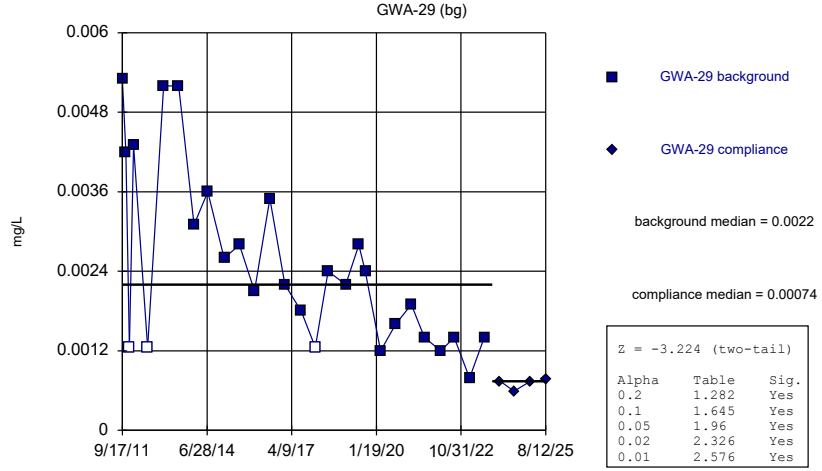


Z = -3.224 (two-tail)

| Alpha | Table | Sig. |
|---|---|---|
| 0.2 | 1.282 | Yes |
| 0.1 | 1.645 | Yes |
| 0.05 | 1.96 | Yes |
| 0.02 | 2.326 | Yes |
| 0.01 | 2.576 | Yes |

Constituent: Nickel Analysis Run 3/31/2026 4:56 AM View: Mann-Whitney
Plant Wansley Client: Southern Company Data: Wansley Landfill

Sanitas™ v.10.1.06 Software licensed to Groundwater Stats Consulting. UG
Hollow symbols indicate censored values.

## Mann-Whitney (Wilcoxon Rank Sum)

GWC-5

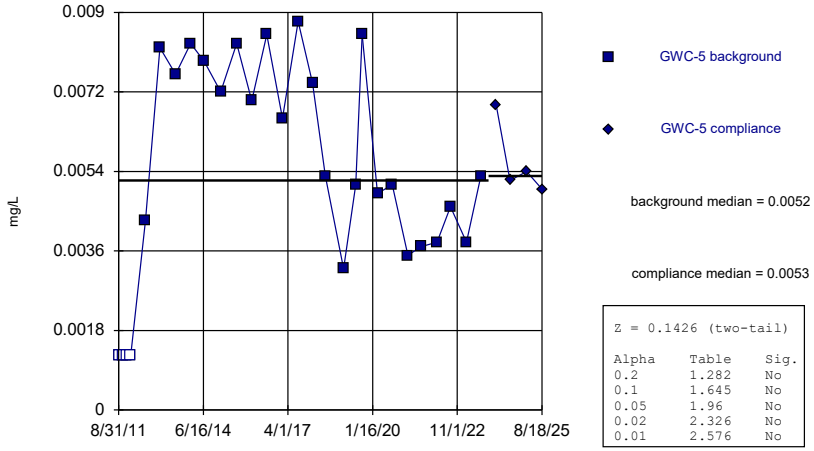


Z = 0.1426 (two-tail)

| Alpha | Table | Sig. |
|---|---|---|
| 0.2 | 1.282 | No |
| 0.1 | 1.645 | No |
| 0.05 | 1.96 | No |
| 0.02 | 2.326 | No |
| 0.01 | 2.576 | No |

Constituent: Nickel Analysis Run 3/31/2026 4:56 AM View: Mann-Whitney
Plant Wansley Client: Southern Company Data: Wansley Landfill

Sanitas™ v.10.1.06 Software licensed to Groundwater Stats Consulting. UG
Hollow symbols indicate censored values.

## Mann-Whitney (Wilcoxon Rank Sum)

GWC-6

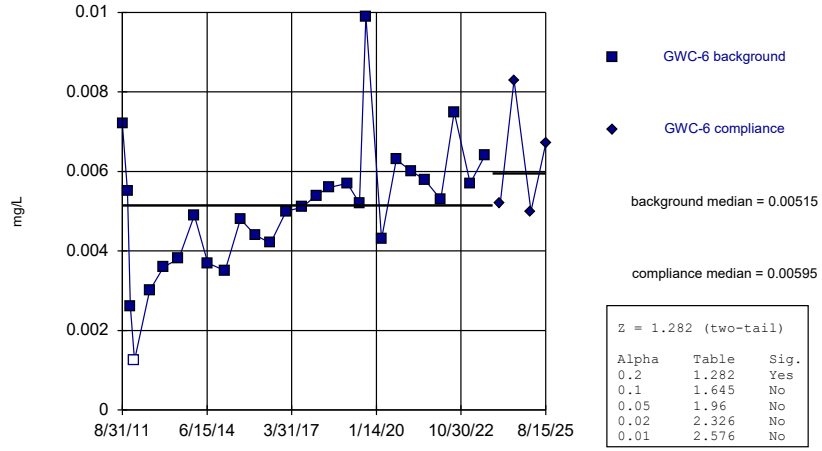


Z = 1.282 (two-tail)

| Alpha | Table | Sig. |
|---|---|---|
| 0.2 | 1.282 | Yes |
| 0.1 | 1.645 | No |
| 0.05 | 1.96 | No |
| 0.02 | 2.326 | No |
| 0.01 | 2.576 | No |

Constituent: Nickel Analysis Run 3/31/2026 4:56 AM View: Mann-Whitney
Plant Wansley Client: Southern Company Data: Wansley Landfill

Sanitas™ v.10.1.06 Software licensed to Groundwater Stats Consulting. UG
Hollow symbols indicate censored values.

## Mann-Whitney (Wilcoxon Rank Sum)

GWC-7

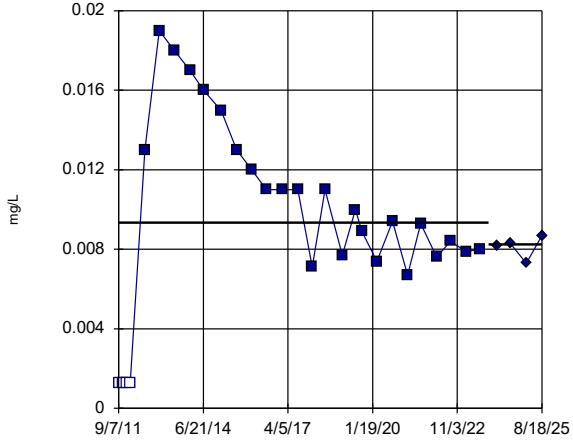


GWC-7 background

GWC-7 compliance

background median = 0.00935

compliance median = 0.00825

```
Z = -0.942 (two-tail)

Alpha     Table     Sig.
0.2       1.282     No
0.1       1.645     No
0.05      1.96      No
0.02      2.326     No
0.01      2.576     No
```

Constituent: Nickel  Analysis Run 3/31/2026 4:56 AM  View: Mann-Whitney
Plant Wansley  Client: Southern Company  Data: Wansley Landfill

Sanitas™ v.10.1.06 Software licensed to Groundwater Stats Consulting. UG
Hollow symbols indicate censored values.

## Mann-Whitney (Wilcoxon Rank Sum)

GWC-8

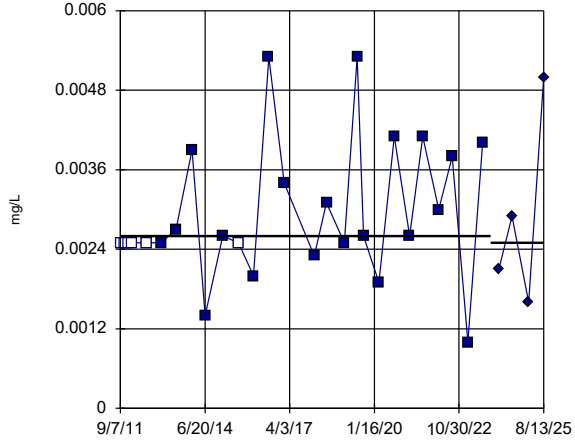


GWC-8 background

GWC-8 compliance

background median = 0.0026

compliance median = 0.0025

```
Z = -0.3846 (two-tail)

Alpha     Table     Sig.
0.2       1.282     No
0.1       1.645     No
0.05      1.96      No
0.02      2.326     No
0.01      2.576     No
```

Constituent: Nickel  Analysis Run 3/31/2026 4:56 AM  View: Mann-Whitney
Plant Wansley  Client: Southern Company  Data: Wansley Landfill

Sanitas™ v.10.1.06 Software licensed to Groundwater Stats Consulting. UG
Hollow symbols indicate censored values.

## Mann-Whitney (Wilcoxon Rank Sum)

GWC-9

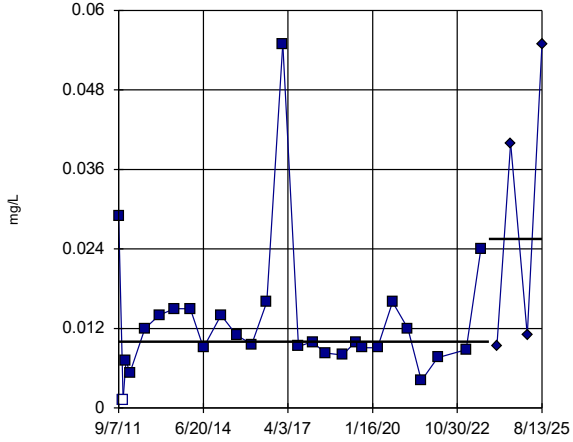


GWC-9 background

GWC-9 compliance

background median = 0.01

compliance median = 0.0255

```
Z = 1.475 (two-tail)

Alpha     Table     Sig.
0.2       1.282     Yes
0.1       1.645     No
0.05      1.96      No
0.02      2.326     No
0.01      2.576     No
```

Constituent: Nickel  Analysis Run 3/31/2026 4:57 AM  View: Mann-Whitney
Plant Wansley  Client: Southern Company  Data: Wansley Landfill

Sanitas™ v.10.1.06 Software licensed to Groundwater Stats Consulting. UG

## Mann-Whitney (Wilcoxon Rank Sum)

GWC-10

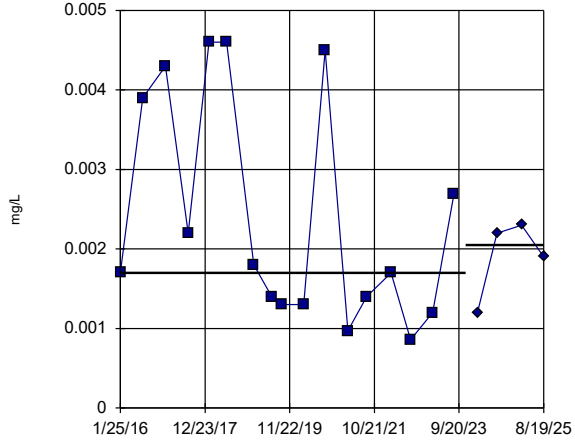


GWC-10 background

GWC-10 compliance

background median = 0.0017

compliance median = 0.00205

```
Z = -0.04487 (two-
tail)

Alpha     Table     Sig.
0.2       1.282     No
0.1       1.645     No
0.05      1.96      No
0.02      2.326     No
```

Constituent: Nickel  Analysis Run 3/31/2026 4:57 AM  View: Mann-Whitney
Plant Wansley  Client: Southern Company  Data: Wansley Landfill

Sanitas™ v.10.1.06 Software licensed to Groundwater Stats Consulting. UG
Hollow symbols indicate censored values.

## Mann-Whitney (Wilcoxon Rank Sum)

GWC-11

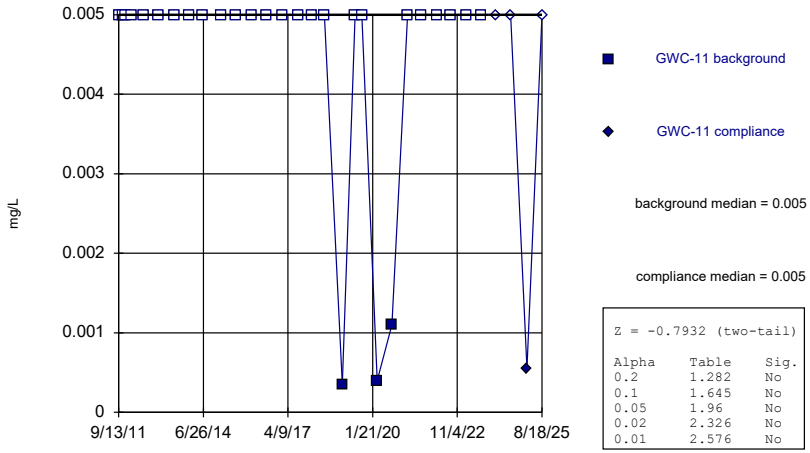


```
Z = -0.7932 (two-tail)

Alpha     Table     Sig.
0.2       1.282     No
0.1       1.645     No
0.05      1.96      No
0.02      2.326     No
0.01      2.576     No
```

Constituent: Nickel  Analysis Run 3/31/2026 4:57 AM  View: Mann-Whitney
Plant Wansley  Client: Southern Company  Data: Wansley Landfill

Sanitas™ v.10.1.06 Software licensed to Groundwater Stats Consulting. UG
Hollow symbols indicate censored values.

## Mann-Whitney (Wilcoxon Rank Sum)

GWC-12

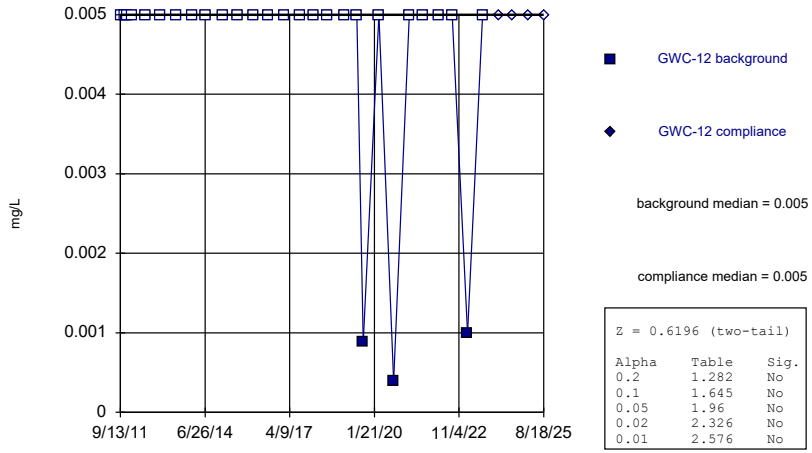


```
Z = 0.6196 (two-tail)

Alpha     Table     Sig.
0.2       1.282     No
0.1       1.645     No
0.05      1.96      No
0.02      2.326     No
0.01      2.576     No
```

Constituent: Nickel  Analysis Run 3/31/2026 4:57 AM  View: Mann-Whitney
Plant Wansley  Client: Southern Company  Data: Wansley Landfill

Sanitas™ v.10.1.06 Software licensed to Groundwater Stats Consulting. UG
Hollow symbols indicate censored values.

## Mann-Whitney (Wilcoxon Rank Sum)

GWC-13

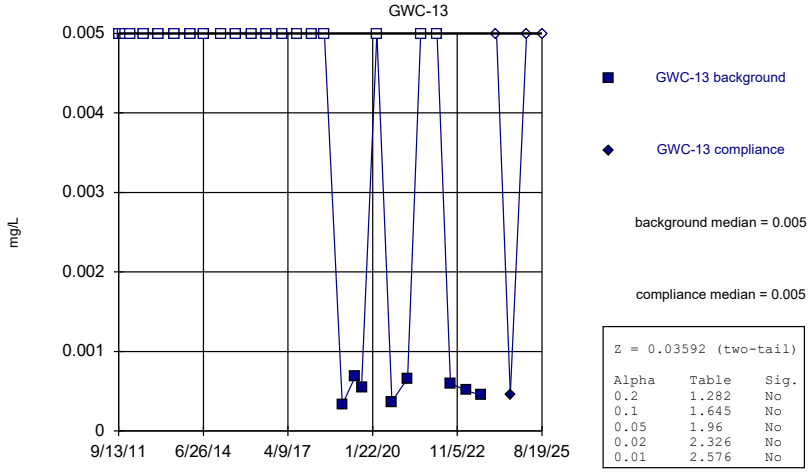


```
Z = 0.03592 (two-tail)

Alpha     Table     Sig.
0.2       1.282     No
0.1       1.645     No
0.05      1.96      No
0.02      2.326     No
0.01      2.576     No
```

Constituent: Nickel  Analysis Run 3/31/2026 4:57 AM  View: Mann-Whitney
Plant Wansley  Client: Southern Company  Data: Wansley Landfill

Sanitas™ v.10.1.06 Software licensed to Groundwater Stats Consulting. UG

## Mann-Whitney (Wilcoxon Rank Sum)

GWC-14

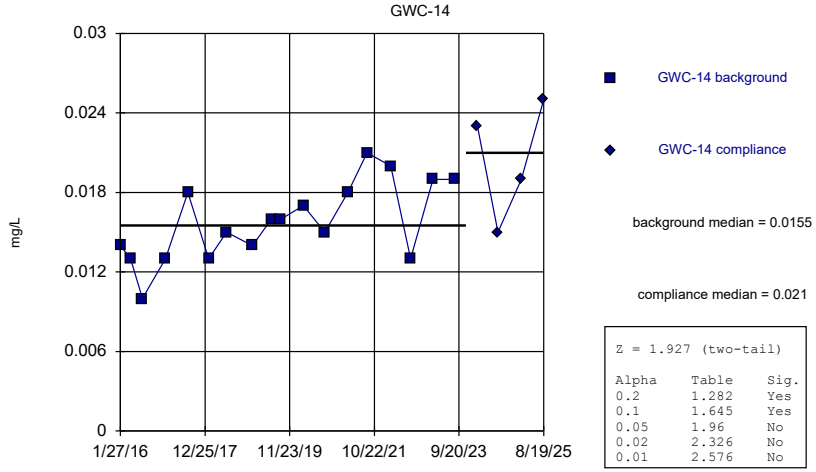


```
Z = 1.927 (two-tail)

Alpha     Table     Sig.
0.2       1.282     Yes
0.1       1.645     Yes
0.05      1.96      No
0.02      2.326     No
0.01      2.576     No
```

Constituent: Nickel  Analysis Run 3/31/2026 4:57 AM  View: Mann-Whitney
Plant Wansley  Client: Southern Company  Data: Wansley Landfill

Sanitas™ v.10.1.06 Software licensed to Groundwater Stats Consulting. UG
Hollow symbols indicate censored values.

## Mann-Whitney (Wilcoxon Rank Sum)

GWC-15

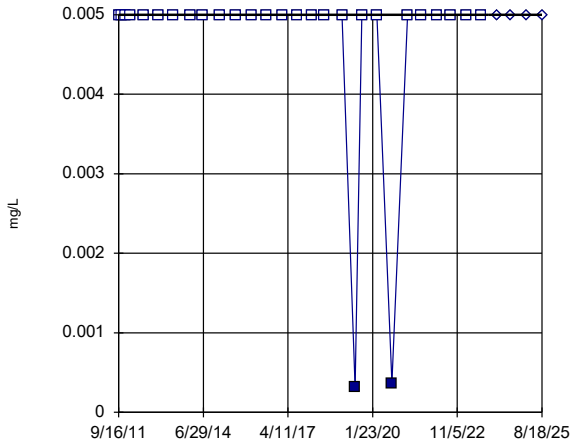


GWC-15 background

GWC-15 compliance

background median = 0.005

compliance median = 0.005

Z = 0.4752 (two-tail)

| Alpha | Table | Sig. |
|---|---|---|
| 0.2 | 1.282 | No |
| 0.1 | 1.645 | No |
| 0.05 | 1.96 | No |
| 0.02 | 2.326 | No |
| 0.01 | 2.576 | No |

Constituent: Nickel Analysis Run 3/31/2026 4:57 AM View: Mann-Whitney
Plant Wansley Client: Southern Company Data: Wansley Landfill

Sanitas™ v.10.1.06 Software licensed to Groundwater Stats Consulting. UG
Hollow symbols indicate censored values.

## Mann-Whitney (Wilcoxon Rank Sum)

GWC-16

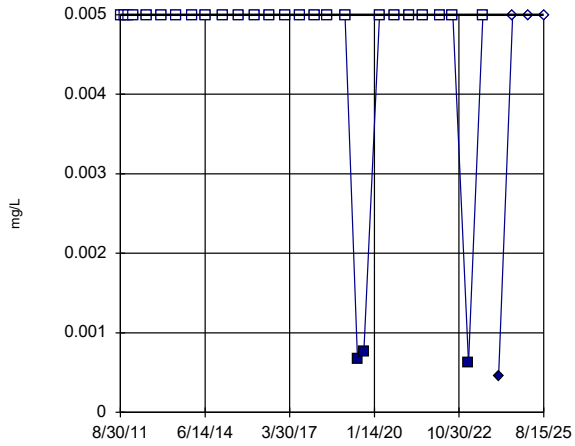


GWC-16 background

GWC-16 compliance

background median = 0.005

compliance median = 0.005

Z = -0.9915 (two-tail)

| Alpha | Table | Sig. |
|---|---|---|
| 0.2 | 1.282 | No |
| 0.1 | 1.645 | No |
| 0.05 | 1.96 | No |
| 0.02 | 2.326 | No |
| 0.01 | 2.576 | No |

Constituent: Nickel Analysis Run 3/31/2026 4:57 AM View: Mann-Whitney
Plant Wansley Client: Southern Company Data: Wansley Landfill

Sanitas™ v.10.1.06 Software licensed to Groundwater Stats Consulting. UG
Hollow symbols indicate censored values.

## Mann-Whitney (Wilcoxon Rank Sum)

GWC-17

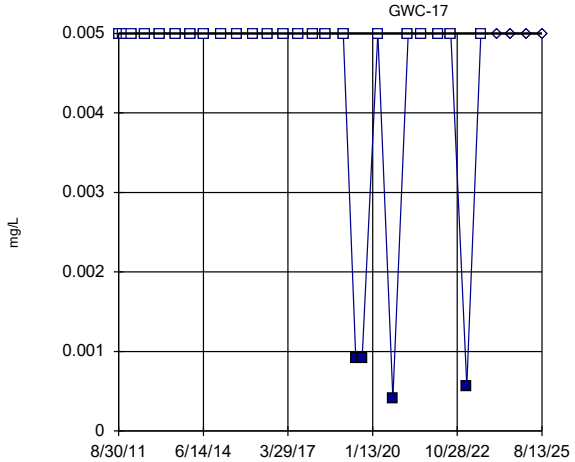


GWC-17 background

GWC-17 compliance

background median = 0.005

compliance median = 0.005

Z = 0.7438 (two-tail)

| Alpha | Table | Sig. |
|---|---|---|
| 0.2 | 1.282 | No |
| 0.1 | 1.645 | No |
| 0.05 | 1.96 | No |
| 0.02 | 2.326 | No |
| 0.01 | 2.576 | No |

Constituent: Nickel Analysis Run 3/31/2026 4:57 AM View: Mann-Whitney
Plant Wansley Client: Southern Company Data: Wansley Landfill

Sanitas™ v.10.1.06 Software licensed to Groundwater Stats Consulting. UG
Hollow symbols indicate censored values.

## Mann-Whitney (Wilcoxon Rank Sum)

GWC-18

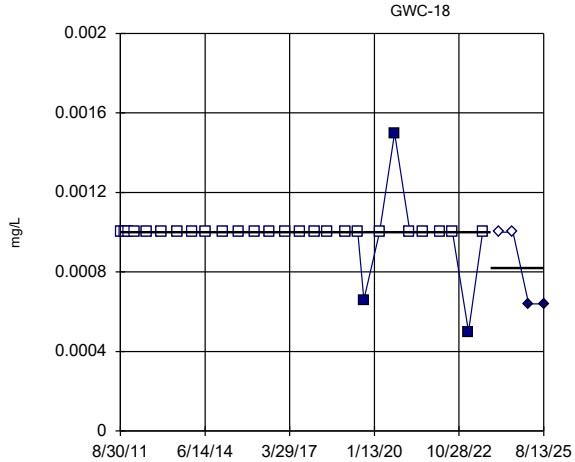


GWC-18 background

GWC-18 compliance

background median = 0.001

compliance median = 0.00082

Z = -2.299 (two-tail)

| Alpha | Table | Sig. |
|---|---|---|
| 0.2 | 1.282 | Yes |
| 0.1 | 1.645 | Yes |
| 0.05 | 1.96 | Yes |
| 0.02 | 2.326 | No |
| 0.01 | 2.576 | No |

Constituent: Nickel Analysis Run 3/31/2026 4:57 AM View: Mann-Whitney
Plant Wansley Client: Southern Company Data: Wansley Landfill

Sanitas™ v.10.1.06 Software licensed to Groundwater Stats Consulting. UG
Hollow symbols indicate censored values.

## Mann-Whitney (Wilcoxon Rank Sum)

GWC-19

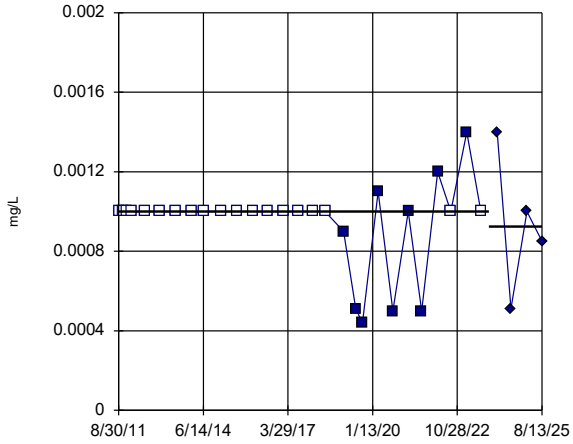


GWC-19 background

GWC-19 compliance

background median = 0.001

compliance median = 0.000925

Z = -1.026 (two-tail)

| Alpha | Table | Sig. |
|---|---|---|
| 0.2 | 1.282 | No |
| 0.1 | 1.645 | No |
| 0.05 | 1.96 | No |
| 0.02 | 2.326 | No |
| 0.01 | 2.576 | No |

Constituent: Nickel Analysis Run 3/31/2026 4:57 AM View: Mann-Whitney
Plant Wansley Client: Southern Company Data: Wansley Landfill

Sanitas™ v.10.1.06 Software licensed to Groundwater Stats Consulting. UG
Hollow symbols indicate censored values.

## Mann-Whitney (Wilcoxon Rank Sum)

GWC-20

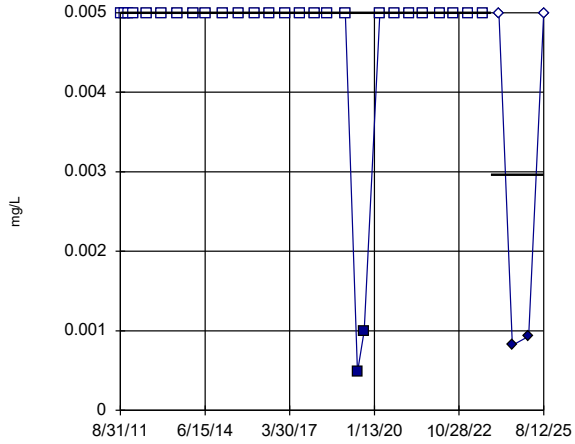


GWC-20 background

GWC-20 compliance

background median = 0.005

compliance median = 0.002965

Z = -2.429 (two-tail)

| Alpha | Table | Sig. |
|---|---|---|
| 0.2 | 1.282 | Yes |
| 0.1 | 1.645 | Yes |
| 0.05 | 1.96 | Yes |
| 0.02 | 2.326 | Yes |
| 0.01 | 2.576 | No |

Constituent: Nickel Analysis Run 3/31/2026 4:57 AM View: Mann-Whitney
Plant Wansley Client: Southern Company Data: Wansley Landfill

Sanitas™ v.10.1.06 Software licensed to Groundwater Stats Consulting. UG
Hollow symbols indicate censored values.

## Mann-Whitney (Wilcoxon Rank Sum)

GWC-21

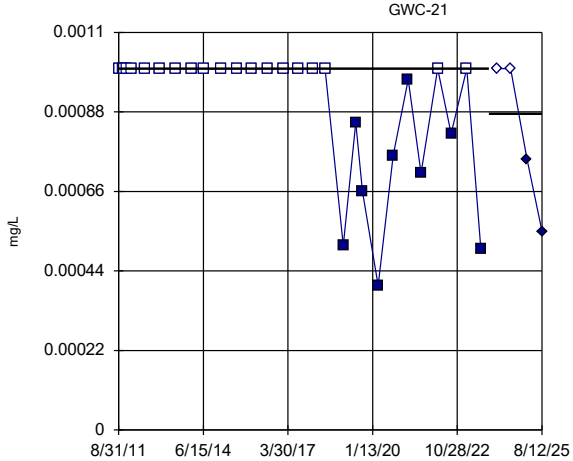


GWC-21 background

GWC-21 compliance

background median = 0.001

compliance median = 0.000875

Z = -0.7735 (two-tail)

| Alpha | Table | Sig. |
|---|---|---|
| 0.2 | 1.282 | No |
| 0.1 | 1.645 | No |
| 0.05 | 1.96 | No |
| 0.02 | 2.326 | No |
| 0.01 | 2.576 | No |

Constituent: Nickel Analysis Run 3/31/2026 4:57 AM View: Mann-Whitney
Plant Wansley Client: Southern Company Data: Wansley Landfill

Sanitas™ v.10.1.06 Software licensed to Groundwater Stats Consulting. UG
Hollow symbols indicate censored values.

## Mann-Whitney (Wilcoxon Rank Sum)

GWC-22

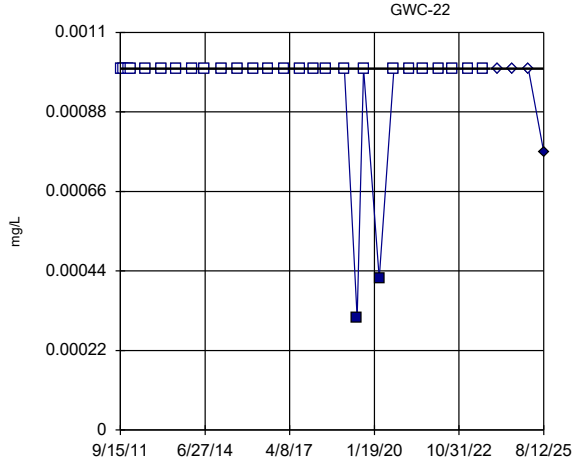


GWC-22 background

GWC-22 compliance

background median = 0.001

compliance median = 0.001

Z = -1.07 (two-tail)

| Alpha | Table | Sig. |
|---|---|---|
| 0.2 | 1.282 | No |
| 0.1 | 1.645 | No |
| 0.05 | 1.96 | No |
| 0.02 | 2.326 | No |
| 0.01 | 2.576 | No |

Constituent: Nickel Analysis Run 3/31/2026 4:57 AM View: Mann-Whitney
Plant Wansley Client: Southern Company Data: Wansley Landfill

Sanitas™ v.10.1.06 Software licensed to Groundwater Stats Consulting. UG
Hollow symbols indicate censored values.

## Mann-Whitney (Wilcoxon Rank Sum)

GWC-23

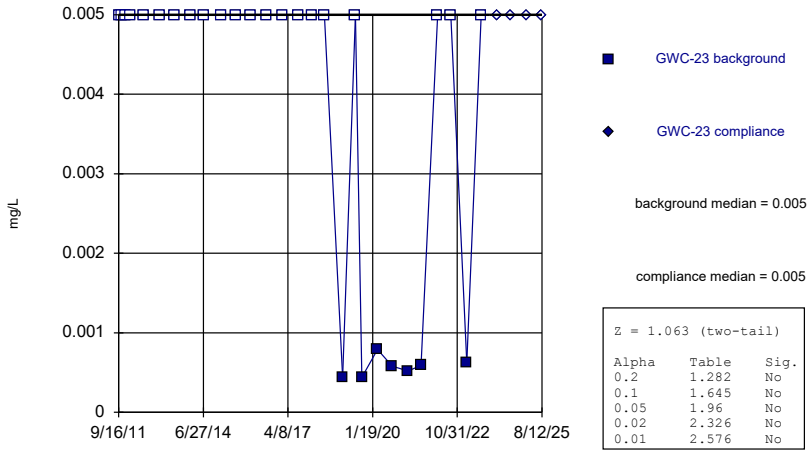


```
Z = 1.063 (two-tail)

Alpha     Table     Sig.
0.2       1.282     No
0.1       1.645     No
0.05      1.96      No
0.02      2.326     No
0.01      2.576     No
```

Constituent: Nickel  Analysis Run 3/31/2026 4:57 AM  View: Mann-Whitney
Plant Wansley  Client: Southern Company  Data: Wansley Landfill

Sanitas™ v.10.1.06 Software licensed to Groundwater Stats Consulting. UG
Hollow symbols indicate censored values.

## Mann-Whitney (Wilcoxon Rank Sum)

GWC-24

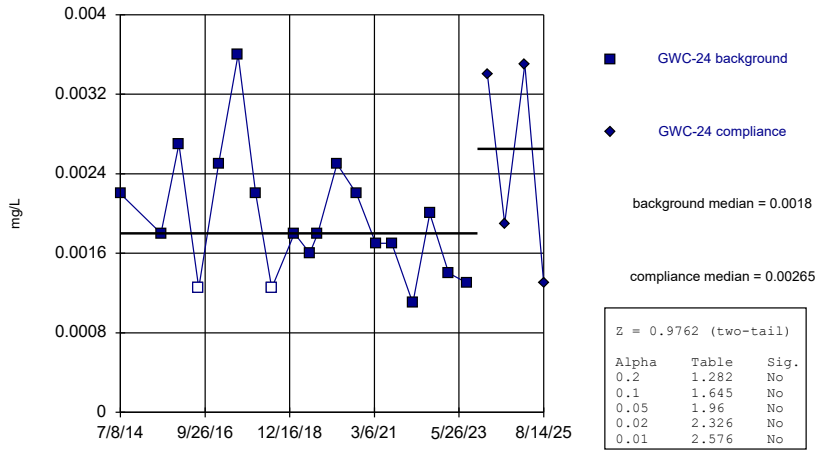


```
Z = 0.9762 (two-tail)

Alpha     Table     Sig.
0.2       1.282     No
0.1       1.645     No
0.05      1.96      No
0.02      2.326     No
0.01      2.576     No
```

Constituent: Nickel  Analysis Run 3/31/2026 4:57 AM  View: Mann-Whitney
Plant Wansley  Client: Southern Company  Data: Wansley Landfill

Sanitas™ v.10.1.06 Software licensed to Groundwater Stats Consulting. UG
Hollow symbols indicate censored values.

## Mann-Whitney (Wilcoxon Rank Sum)

GWC-25

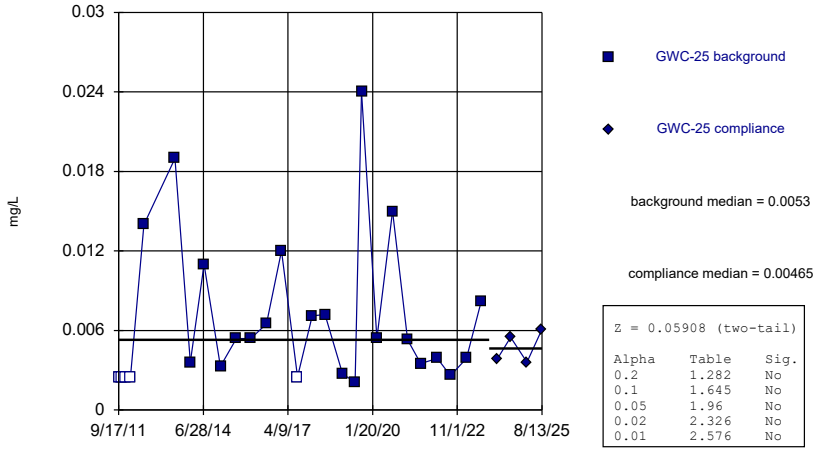


```
Z = 0.05908 (two-tail)

Alpha     Table     Sig.
0.2       1.282     No
0.1       1.645     No
0.05      1.96      No
0.02      2.326     No
0.01      2.576     No
```

Constituent: Nickel  Analysis Run 3/31/2026 4:57 AM  View: Mann-Whitney
Plant Wansley  Client: Southern Company  Data: Wansley Landfill

Sanitas™ v.10.1.06 Software licensed to Groundwater Stats Consulting. UG
Hollow symbols indicate censored values.

## Mann-Whitney (Wilcoxon Rank Sum)

GWC-26

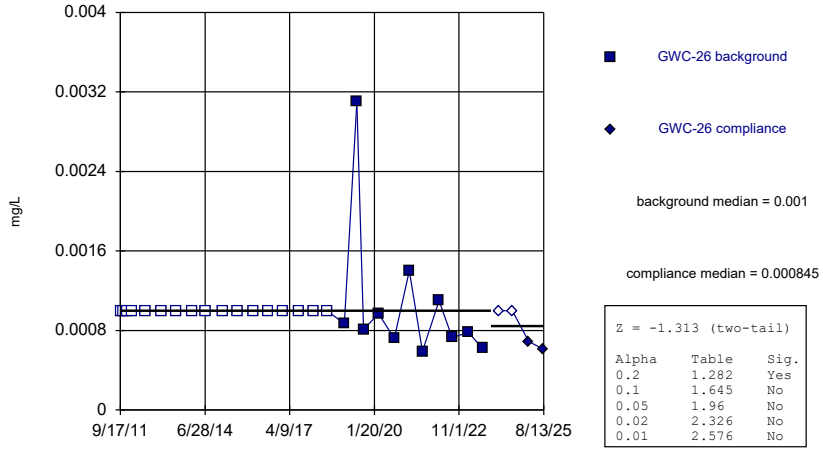


```
Z = -1.313 (two-tail)

Alpha     Table     Sig.
0.2       1.282     Yes
0.1       1.645     No
0.05      1.96      No
0.02      2.326     No
0.01      2.576     No
```

Constituent: Nickel  Analysis Run 3/31/2026 4:57 AM  View: Mann-Whitney
Plant Wansley  Client: Southern Company  Data: Wansley Landfill

Sanitas™ v.10.1.06 Software licensed to Groundwater Stats Consulting. UG
Hollow symbols indicate censored values.

## Mann-Whitney (Wilcoxon Rank Sum)

GWC-27

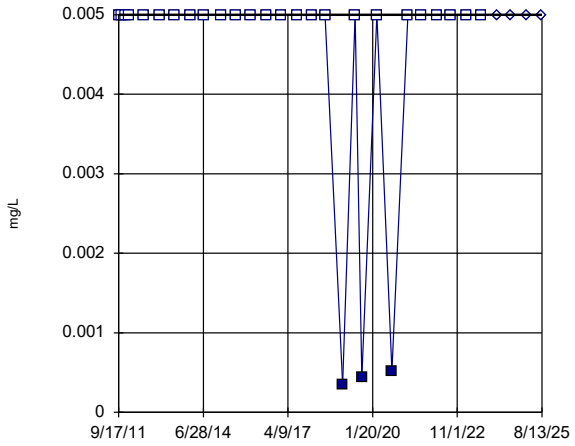


GWC-27 background

GWC-27 compliance

background median = 0.005

compliance median = 0.005

Z = 0.6196 (two-tail)

| Alpha | Table | Sig. |
|---|---|---|
| 0.2 | 1.282 | No |
| 0.1 | 1.645 | No |
| 0.05 | 1.96 | No |
| 0.02 | 2.326 | No |
| 0.01 | 2.576 | No |

Constituent: Nickel Analysis Run 3/31/2026 4:57 AM View: Mann-Whitney
Plant Wansley Client: Southern Company Data: Wansley Landfill

Sanitas™ v.10.1.06 Software licensed to Groundwater Stats Consulting. UG
Hollow symbols indicate censored values.

## Mann-Whitney (Wilcoxon Rank Sum)

GWC-31

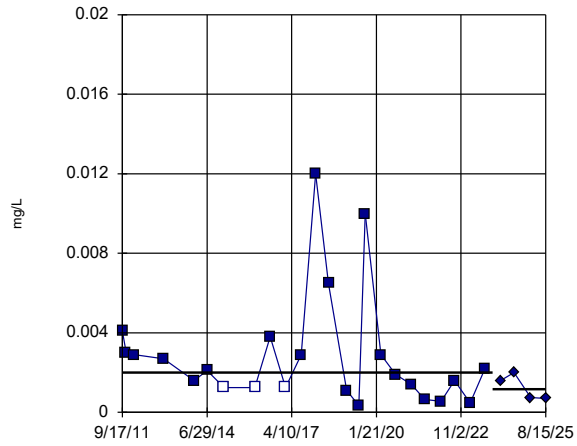


GWC-31 background

GWC-31 compliance

background median = 0.002

compliance median = 0.00117

Z = -1.217 (two-tail)

| Alpha | Table | Sig. |
|---|---|---|
| 0.2 | 1.282 | No |
| 0.1 | 1.645 | No |
| 0.05 | 1.96 | No |
| 0.02 | 2.326 | No |
| 0.01 | 2.576 | No |

Constituent: Nickel Analysis Run 3/31/2026 4:57 AM View: Mann-Whitney
Plant Wansley Client: Southern Company Data: Wansley Landfill

Sanitas™ v.10.1.06 Software licensed to Groundwater Stats Consulting. UG
Hollow symbols indicate censored values.

## Mann-Whitney (Wilcoxon Rank Sum)

GWC-32

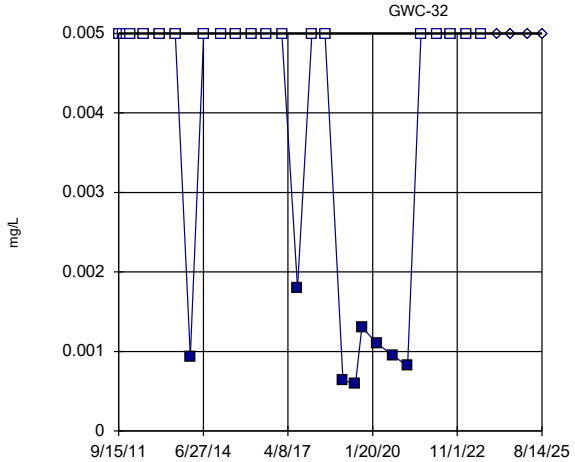


GWC-32 background

GWC-32 compliance

background median = 0.005

compliance median = 0.005

Z = 1.161 (two-tail)

| Alpha | Table | Sig. |
|---|---|---|
| 0.2 | 1.282 | No |
| 0.1 | 1.645 | No |
| 0.05 | 1.96 | No |
| 0.02 | 2.326 | No |
| 0.01 | 2.576 | No |

Constituent: Nickel Analysis Run 3/31/2026 4:57 AM View: Mann-Whitney
Plant Wansley Client: Southern Company Data: Wansley Landfill

Sanitas™ v.10.1.06 Software licensed to Groundwater Stats Consulting. UG
Hollow symbols indicate censored values.

## Mann-Whitney (Wilcoxon Rank Sum)

GWC-33

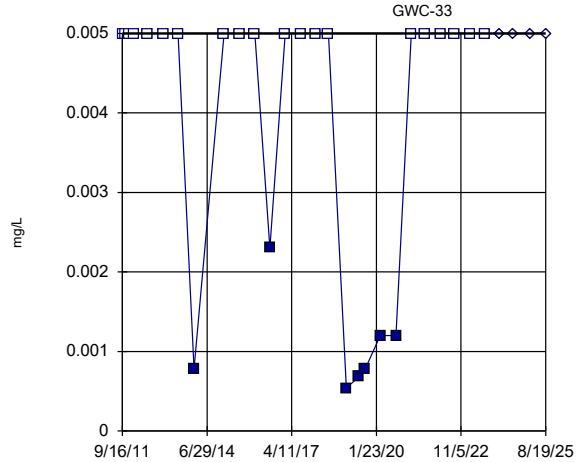


GWC-33 background

GWC-33 compliance

background median = 0.005

compliance median = 0.005

Z = 1.087 (two-tail)

| Alpha | Table | Sig. |
|---|---|---|
| 0.2 | 1.282 | No |
| 0.1 | 1.645 | No |
| 0.05 | 1.96 | No |
| 0.02 | 2.326 | No |
| 0.01 | 2.576 | No |

Constituent: Nickel Analysis Run 3/31/2026 4:57 AM View: Mann-Whitney
Plant Wansley Client: Southern Company Data: Wansley Landfill

Sanitas™ v.10.1.06 Software licensed to Groundwater Stats Consulting. UG
Hollow symbols indicate censored values.

## Mann-Whitney (Wilcoxon Rank Sum)

GWC-34

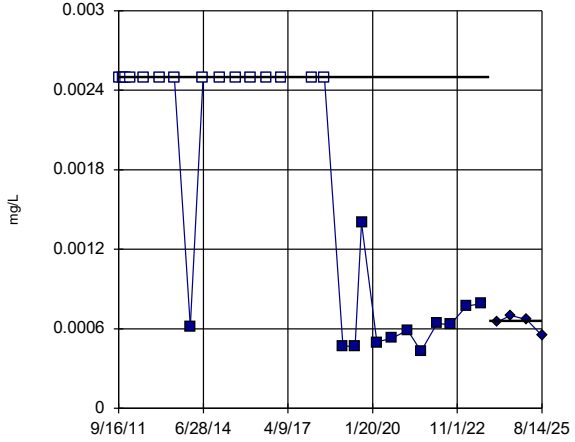


GWC-34 background

GWC-34 compliance

background median = 0.0025

compliance median = 0.00066

Z = -1.408 (two-tail)

| Alpha | Table | Sig. |
|---|---|---|
| 0.2 | 1.282 | Yes |
| 0.1 | 1.645 | No |
| 0.05 | 1.96 | No |
| 0.02 | 2.326 | No |
| 0.01 | 2.576 | No |

Constituent: Nickel Analysis Run 3/31/2026 4:57 AM View: Mann-Whitney
Plant Wansley Client: Southern Company Data: Wansley Landfill

Sanitas™ v.10.1.06 Software licensed to Groundwater Stats Consulting. UG
Hollow symbols indicate censored values.

## Mann-Whitney (Wilcoxon Rank Sum)

GWC-35

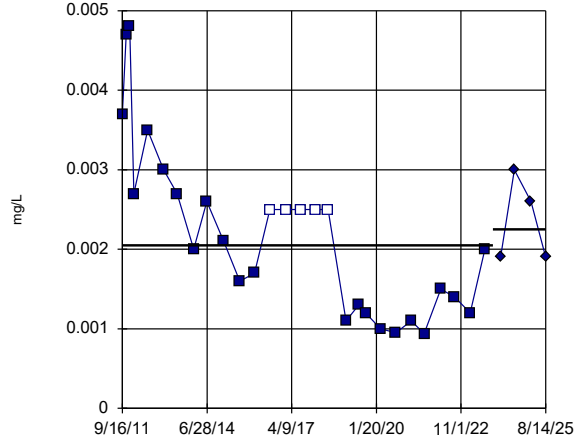


GWC-35 background

GWC-35 compliance

background median = 0.00205

compliance median = 0.00225

Z = 0.6569 (two-tail)

| Alpha | Table | Sig. |
|---|---|---|
| 0.2 | 1.282 | No |
| 0.1 | 1.645 | No |
| 0.05 | 1.96 | No |
| 0.02 | 2.326 | No |
| 0.01 | 2.576 | No |

Constituent: Nickel Analysis Run 3/31/2026 4:57 AM View: Mann-Whitney
Plant Wansley Client: Southern Company Data: Wansley Landfill

Sanitas™ v.10.1.06 Software licensed to Groundwater Stats Consulting. UG

## Mann-Whitney (Wilcoxon Rank Sum)

GWA-1 (bg)

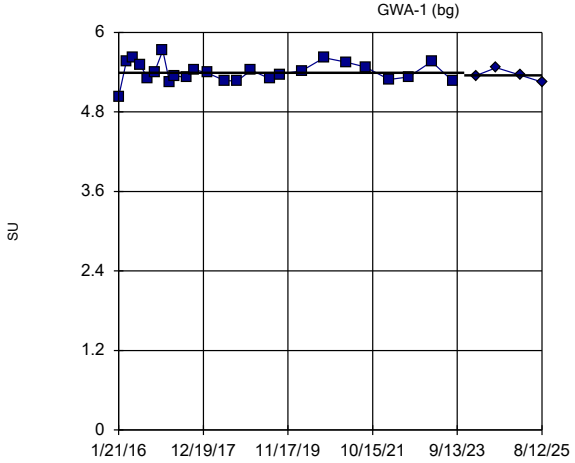


GWA-1 background

GWA-1 compliance

background median = 5.39

compliance median = 5.355

Z = -0.6645 (two-tail)

| Alpha | Table | Sig. |
|---|---|---|
| 0.2 | 1.282 | No |
| 0.1 | 1.645 | No |
| 0.05 | 1.96 | No |
| 0.02 | 2.326 | No |
| 0.01 | 2.576 | No |

Constituent: pH, Field Analysis Run 3/31/2026 4:57 AM View: Mann-Whitney
Plant Wansley Client: Southern Company Data: Wansley Landfill

Sanitas™ v.10.1.06 Software licensed to Groundwater Stats Consulting. UG

## Mann-Whitney (Wilcoxon Rank Sum)

GWA-2 (bg)

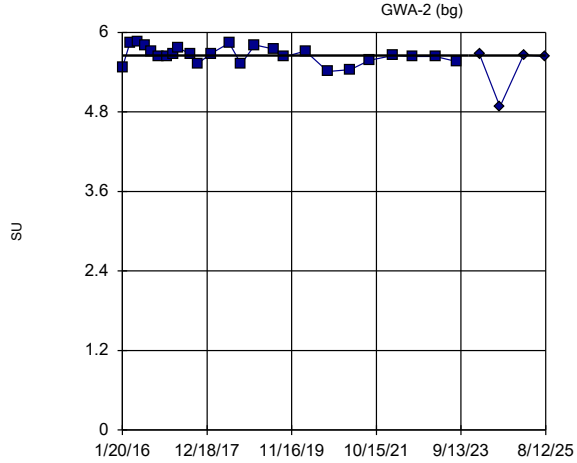


GWA-2 background

GWA-2 compliance

background median = 5.65

compliance median = 5.65

Z = -0.8232 (two-tail)

| Alpha | Table | Sig. |
|---|---|---|
| 0.2 | 1.282 | No |
| 0.1 | 1.645 | No |
| 0.05 | 1.96 | No |
| 0.02 | 2.326 | No |
| 0.01 | 2.576 | No |

Constituent: pH, Field Analysis Run 3/31/2026 4:57 AM View: Mann-Whitney
Plant Wansley Client: Southern Company Data: Wansley Landfill

Sanitas™ v.10.1.06 Software licensed to Groundwater Stats Consulting. UG

## Mann-Whitney (Wilcoxon Rank Sum)

GWA-4 (bg)

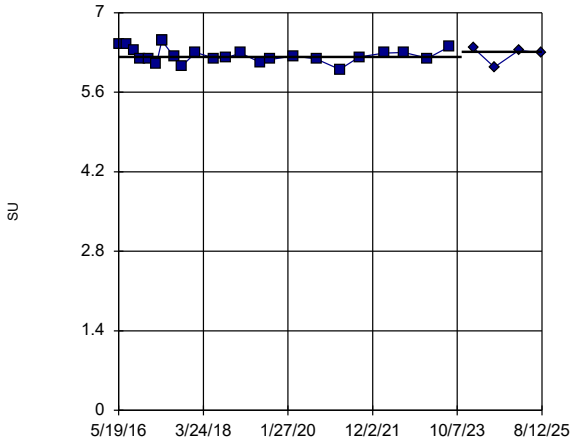


GWA-4 background

GWA-4 compliance

background median = 6.225

compliance median = 6.315

Z = 0.3615 (two-tail)

| Alpha | Table | Sig. |
|---|---|---|
| 0.2 | 1.282 | No |
| 0.1 | 1.645 | No |
| 0.05 | 1.96 | No |
| 0.02 | 2.326 | No |
| 0.01 | 2.576 | No |

Constituent: pH, Field  Analysis Run 3/31/2026 4:57 AM  View: Mann-Whitney

Plant Wansley  Client: Southern Company  Data: Wansley Landfill

Sanitas™ v.10.1.06 Software licensed to Groundwater Stats Consulting. UG

## Mann-Whitney (Wilcoxon Rank Sum)

GWA-28 (bg)

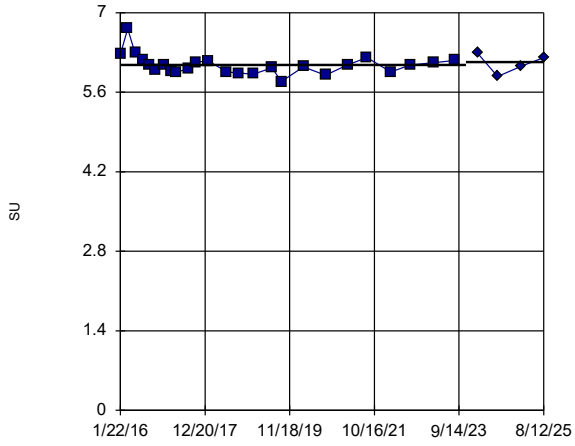


GWA-28 background

GWA-28 compliance

background median = 6.08

compliance median = 6.135

Z = 0.4748 (two-tail)

| Alpha | Table | Sig. |
|---|---|---|
| 0.2 | 1.282 | No |
| 0.1 | 1.645 | No |
| 0.05 | 1.96 | No |
| 0.02 | 2.326 | No |
| 0.01 | 2.576 | No |

Constituent: pH, Field  Analysis Run 3/31/2026 4:57 AM  View: Mann-Whitney

Plant Wansley  Client: Southern Company  Data: Wansley Landfill

Sanitas™ v.10.1.06 Software licensed to Groundwater Stats Consulting. UG

## Mann-Whitney (Wilcoxon Rank Sum)

GWA-29 (bg)

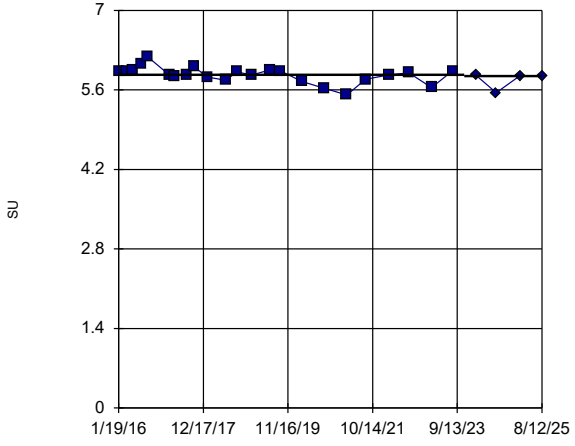


GWA-29 background

GWA-29 compliance

background median = 5.87

compliance median = 5.845

Z = -1.471 (two-tail)

| Alpha | Table | Sig. |
|---|---|---|
| 0.2 | 1.282 | Yes |
| 0.1 | 1.645 | No |
| 0.05 | 1.96 | No |
| 0.02 | 2.326 | No |
| 0.01 | 2.576 | No |

Constituent: pH, Field  Analysis Run 3/31/2026 4:57 AM  View: Mann-Whitney

Plant Wansley  Client: Southern Company  Data: Wansley Landfill

Sanitas™ v.10.1.06 Software licensed to Groundwater Stats Consulting. UG

## Mann-Whitney (Wilcoxon Rank Sum)

GWC-5

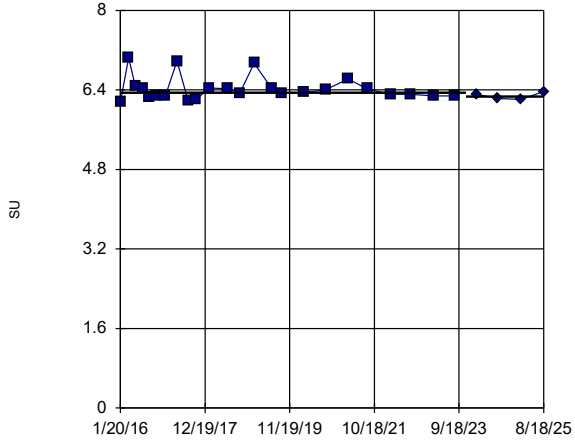


GWC-5 background

GWC-5 compliance

background median = 6.345

compliance median = 6.27

Z = -1.348 (two-tail)

| Alpha | Table | Sig. |
|---|---|---|
| 0.2 | 1.282 | Yes |
| 0.1 | 1.645 | No |
| 0.05 | 1.96 | No |
| 0.02 | 2.326 | No |
| 0.01 | 2.576 | No |

Constituent: pH, Field  Analysis Run 3/31/2026 4:57 AM  View: Mann-Whitney

Plant Wansley  Client: Southern Company  Data: Wansley Landfill

Sanitas™ v.10.1.06 Software licensed to Groundwater Stats Consulting. UG

## Mann-Whitney (Wilcoxon Rank Sum)

GWC-6

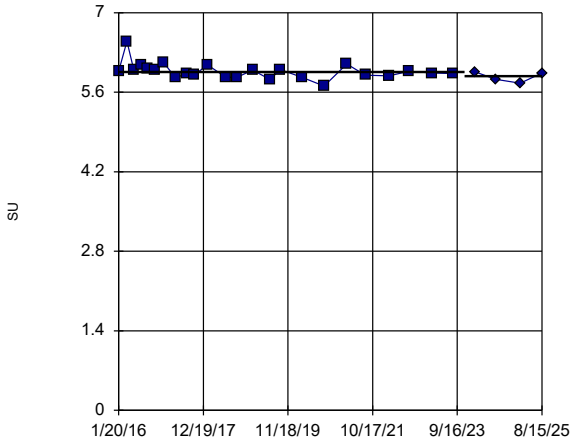


GWC-6 background

GWC-6 compliance

background median = 5.955

compliance median = 5.885

Z = -1.446 (two-tail)

| Alpha | Table | Sig. |
|---|---|---|
| 0.2 | 1.282 | Yes |
| 0.1 | 1.645 | No |
| 0.05 | 1.96 | No |
| 0.02 | 2.326 | No |
| 0.01 | 2.576 | No |

Constituent: pH, Field  Analysis Run 3/31/2026 4:57 AM  View: Mann-Whitney

Plant Wansley  Client: Southern Company  Data: Wansley Landfill

Sanitas™ v.10.1.06 Software licensed to Groundwater Stats Consulting. UG

## Mann-Whitney (Wilcoxon Rank Sum)

GWC-7

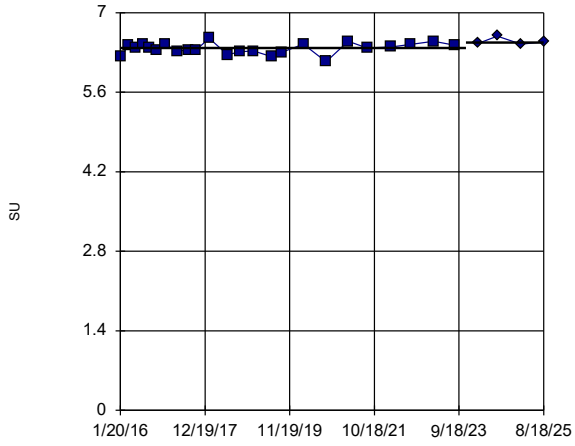


GWC-7 background

GWC-7 compliance

background median = 6.38

compliance median = 6.475

Z = 2.465 (two-tail)

| Alpha | Table | Sig. |
|---|---|---|
| 0.2 | 1.282 | Yes |
| 0.1 | 1.645 | Yes |
| 0.05 | 1.96 | Yes |
| 0.02 | 2.326 | Yes |
| 0.01 | 2.576 | No |

Constituent: pH, Field  Analysis Run 3/31/2026 4:57 AM  View: Mann-Whitney

Plant Wansley  Client: Southern Company  Data: Wansley Landfill

Sanitas™ v.10.1.06 Software licensed to Groundwater Stats Consulting. UG

## Mann-Whitney (Wilcoxon Rank Sum)

GWC-8

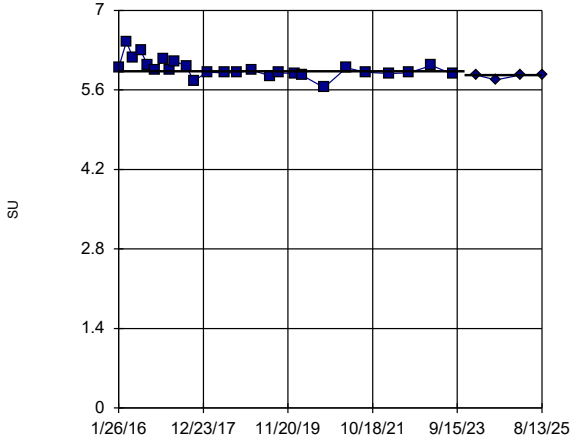


GWC-8 background

GWC-8 compliance

background median = 5.93

compliance median = 5.86

Z = -2.447 (two-tail)

| Alpha | Table | Sig. |
|---|---|---|
| 0.2 | 1.282 | Yes |
| 0.1 | 1.645 | Yes |
| 0.05 | 1.96 | Yes |
| 0.02 | 2.326 | Yes |
| 0.01 | 2.576 | No |

Constituent: pH, Field  Analysis Run 3/31/2026 4:57 AM  View: Mann-Whitney

Plant Wansley  Client: Southern Company  Data: Wansley Landfill

Sanitas™ v.10.1.06 Software licensed to Groundwater Stats Consulting. UG

## Mann-Whitney (Wilcoxon Rank Sum)

GWC-9

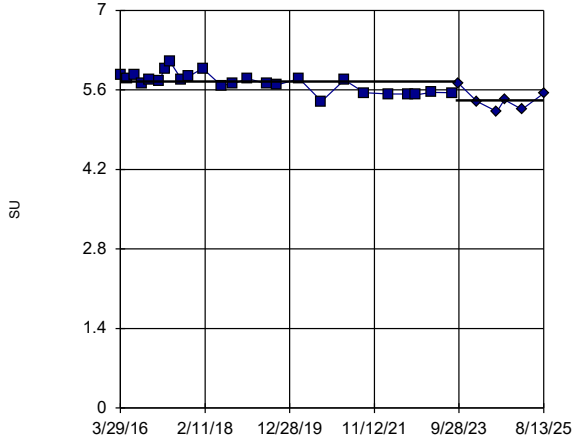


GWC-9 background

GWC-9 compliance

background median = 5.75

compliance median = 5.415

Z = -3.003 (two-tail)

| Alpha | Table | Sig. |
|---|---|---|
| 0.2 | 1.282 | Yes |
| 0.1 | 1.645 | Yes |
| 0.05 | 1.96 | Yes |
| 0.02 | 2.326 | Yes |
| 0.01 | 2.576 | Yes |

Constituent: pH, Field  Analysis Run 3/31/2026 4:57 AM  View: Mann-Whitney

Plant Wansley  Client: Southern Company  Data: Wansley Landfill

Sanitas™ v.10.1.06 Software licensed to Groundwater Stats Consulting. UG

## Mann-Whitney (Wilcoxon Rank Sum)

GWC-10

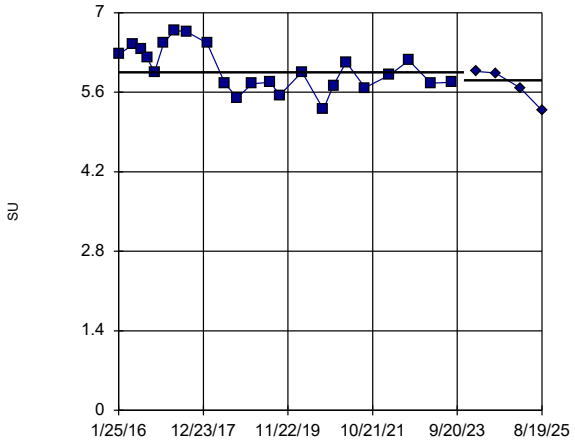


GWC-10 background

GWC-10 compliance

background median = 5.95

compliance median = 5.81

Z = -1.298 (two-tail)

| Alpha | Table | Sig. |
|---|---|---|
| 0.2 | 1.282 | Yes |
| 0.1 | 1.645 | No |
| 0.05 | 1.96 | No |
| 0.02 | 2.326 | No |
| 0.01 | 2.576 | No |

Constituent: pH, Field  Analysis Run 3/31/2026 4:57 AM  View: Mann-Whitney

Plant Wansley  Client: Southern Company  Data: Wansley Landfill

Sanitas™ v.10.1.06 Software licensed to Groundwater Stats Consulting. UG

## Mann-Whitney (Wilcoxon Rank Sum)

GWC-11

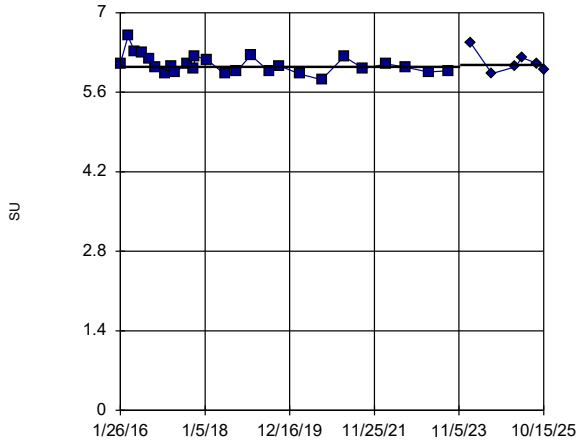


GWC-11 background

GWC-11 compliance

background median = 6.05

compliance median = 6.08

Z = 0.4107 (two-tail)

| Alpha | Table | Sig. |
|---|---|---|
| 0.2 | 1.282 | No |
| 0.1 | 1.645 | No |
| 0.05 | 1.96 | No |
| 0.02 | 2.326 | No |
| 0.01 | 2.576 | No |

Constituent: pH, Field  Analysis Run 3/31/2026 4:57 AM  View: Mann-Whitney

Plant Wansley  Client: Southern Company  Data: Wansley Landfill

Sanitas™ v.10.1.06 Software licensed to Groundwater Stats Consulting. UG

## Mann-Whitney (Wilcoxon Rank Sum)

GWC-12

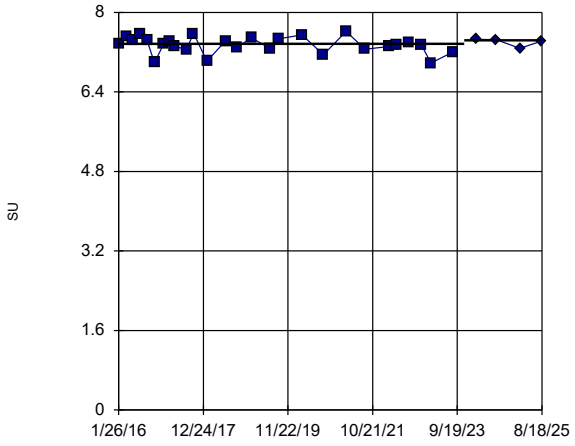


GWC-12 background

GWC-12 compliance

background median = 7.37

compliance median = 7.44

Z = 0.5601 (two-tail)

| Alpha | Table | Sig. |
|---|---|---|
| 0.2 | 1.282 | No |
| 0.1 | 1.645 | No |
| 0.05 | 1.96 | No |
| 0.02 | 2.326 | No |
| 0.01 | 2.576 | No |

Constituent: pH, Field  Analysis Run 3/31/2026 4:57 AM  View: Mann-Whitney

Plant Wansley  Client: Southern Company  Data: Wansley Landfill

Sanitas™ v.10.1.06 Software licensed to Groundwater Stats Consulting. UG

## Mann-Whitney (Wilcoxon Rank Sum)

GWC-13

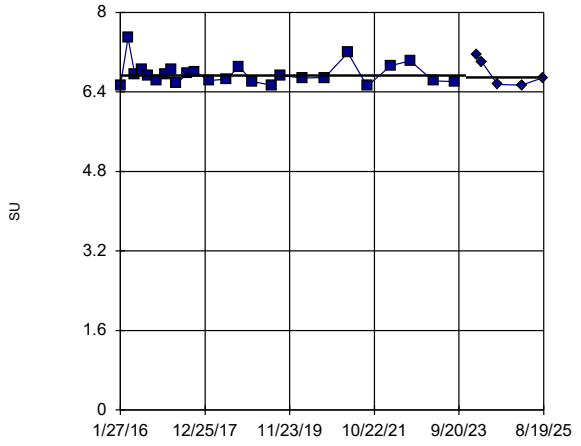


GWC-13 background

GWC-13 compliance

background median = 6.73

compliance median = 6.69

Z = -0.05569 (two-tail)

| Alpha | Table | Sig. |
|---|---|---|
| 0.2 | 1.282 | No |
| 0.1 | 1.645 | No |
| 0.05 | 1.96 | No |
| 0.02 | 2.326 | No |

Constituent: pH, Field  Analysis Run 3/31/2026 4:57 AM  View: Mann-Whitney

Plant Wansley  Client: Southern Company  Data: Wansley Landfill

Sanitas™ v.10.1.06 Software licensed to Groundwater Stats Consulting. UG

## Mann-Whitney (Wilcoxon Rank Sum)

GWC-14

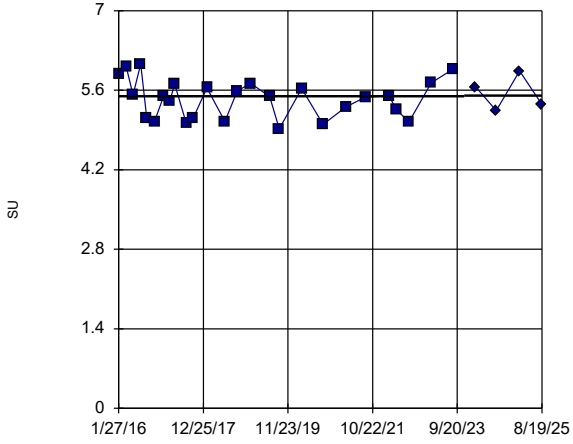


GWC-14 background

GWC-14 compliance

background median = 5.495

compliance median = 5.505

Z = 0.4577 (two-tail)

| Alpha | Table | Sig. |
|---|---|---|
| 0.2 | 1.282 | No |
| 0.1 | 1.645 | No |
| 0.05 | 1.96 | No |
| 0.02 | 2.326 | No |
| 0.01 | 2.576 | No |

Constituent: pH, Field  Analysis Run 3/31/2026 4:57 AM  View: Mann-Whitney

Plant Wansley  Client: Southern Company  Data: Wansley Landfill

Sanitas™ v.10.1.06 Software licensed to Groundwater Stats Consulting. UG

## Mann-Whitney (Wilcoxon Rank Sum)

GWC-15

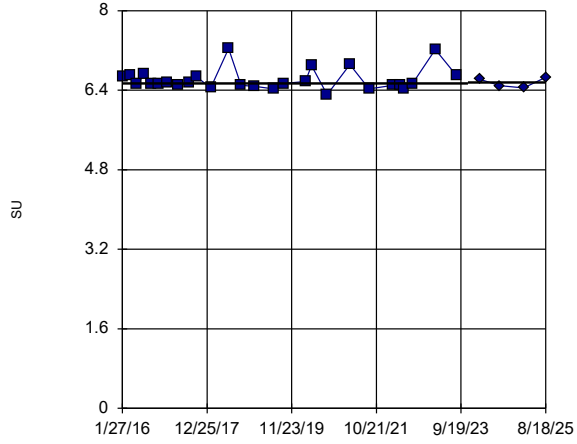


GWC-15 background

GWC-15 compliance

background median = 6.54

compliance median = 6.555

Z = -0.472 (two-tail)

| Alpha | Table | Sig. |
|---|---|---|
| 0.2 | 1.282 | No |
| 0.1 | 1.645 | No |
| 0.05 | 1.96 | No |
| 0.02 | 2.326 | No |
| 0.01 | 2.576 | No |

Constituent: pH, Field  Analysis Run 3/31/2026 4:57 AM  View: Mann-Whitney

Plant Wansley  Client: Southern Company  Data: Wansley Landfill

Sanitas™ v.10.1.06 Software licensed to Groundwater Stats Consulting. UG

## Mann-Whitney (Wilcoxon Rank Sum)

GWC-16

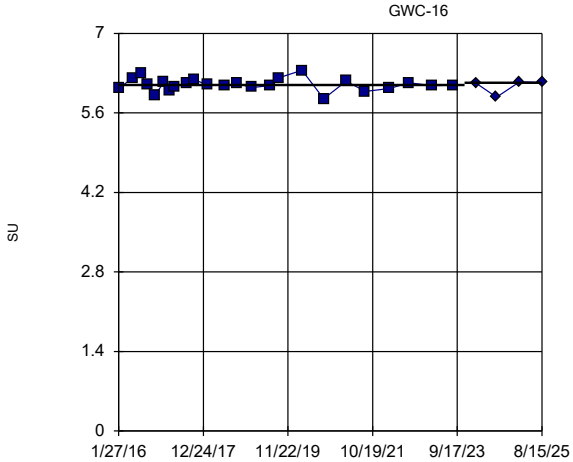


GWC-16 background

GWC-16 compliance

background median = 6.093

compliance median = 6.13

Z = 0.1973 (two-tail)

| Alpha | Table | Sig. |
|---|---|---|
| 0.2 | 1.282 | No |
| 0.1 | 1.645 | No |
| 0.05 | 1.96 | No |
| 0.02 | 2.326 | No |
| 0.01 | 2.576 | No |

Constituent: pH, Field  Analysis Run 3/31/2026 4:57 AM  View: Mann-Whitney

Plant Wansley  Client: Southern Company  Data: Wansley Landfill

Sanitas™ v.10.1.06 Software licensed to Groundwater Stats Consulting. UG

## Mann-Whitney (Wilcoxon Rank Sum)

GWC-17

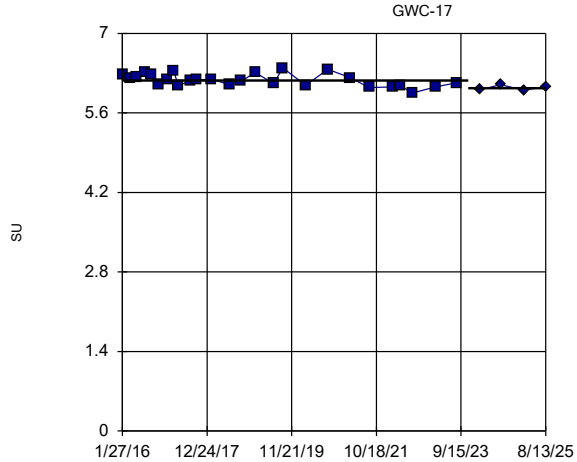


GWC-17 background

GWC-17 compliance

background median = 6.17

compliance median = 6.035

Z = -2.443 (two-tail)

| Alpha | Table | Sig. |
|---|---|---|
| 0.2 | 1.282 | Yes |
| 0.1 | 1.645 | Yes |
| 0.05 | 1.96 | Yes |
| 0.02 | 2.326 | Yes |
| 0.01 | 2.576 | No |

Constituent: pH, Field  Analysis Run 3/31/2026 4:57 AM  View: Mann-Whitney

Plant Wansley  Client: Southern Company  Data: Wansley Landfill

Sanitas™ v.10.1.06 Software licensed to Groundwater Stats Consulting. UG

## Mann-Whitney (Wilcoxon Rank Sum)

GWC-18

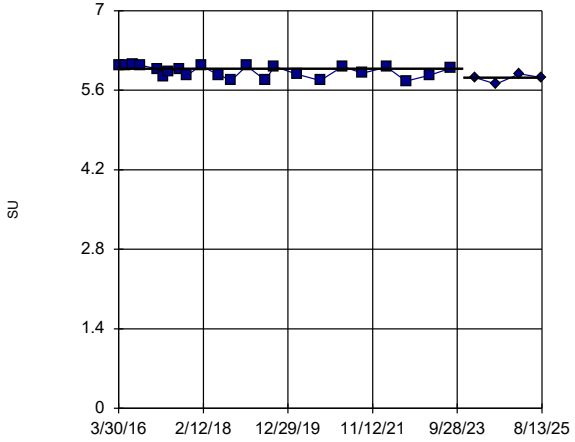


GWC-18 background

GWC-18 compliance

background median = 5.98

compliance median = 5.82

Z = -2.019 (two-tail)

| Alpha | Table | Sig. |
|---|---|---|
| 0.2 | 1.282 | Yes |
| 0.1 | 1.645 | Yes |
| 0.05 | 1.96 | Yes |
| 0.02 | 2.326 | No |
| 0.01 | 2.576 | No |

Constituent: pH, Field  Analysis Run 3/31/2026 4:57 AM  View: Mann-Whitney

Plant Wansley  Client: Southern Company  Data: Wansley Landfill

Sanitas™ v.10.1.06 Software licensed to Groundwater Stats Consulting. UG

## Mann-Whitney (Wilcoxon Rank Sum)

GWC-19

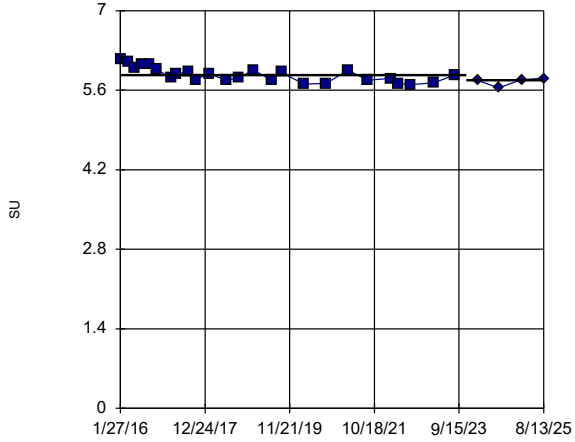


GWC-19 background

GWC-19 compliance

background median = 5.87

compliance median = 5.78

Z = -1.741 (two-tail)

| Alpha | Table | Sig. |
|---|---|---|
| 0.2 | 1.282 | Yes |
| 0.1 | 1.645 | Yes |
| 0.05 | 1.96 | No |
| 0.02 | 2.326 | No |
| 0.01 | 2.576 | No |

Constituent: pH, Field  Analysis Run 3/31/2026 4:57 AM  View: Mann-Whitney

Plant Wansley  Client: Southern Company  Data: Wansley Landfill

Sanitas™ v.10.1.06 Software licensed to Groundwater Stats Consulting. UG

## Mann-Whitney (Wilcoxon Rank Sum)

GWC-20

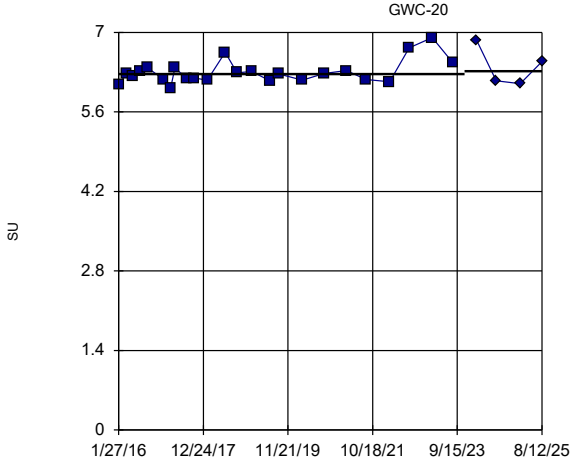


GWC-20 background

GWC-20 compliance

background median = 6.27

compliance median = 6.32

Z = 0.06569 (two-tail)

| Alpha | Table | Sig. |
|---|---|---|
| 0.2 | 1.282 | No |
| 0.1 | 1.645 | No |
| 0.05 | 1.96 | No |
| 0.02 | 2.326 | No |
| 0.01 | 2.576 | No |

Constituent: pH, Field  Analysis Run 3/31/2026 4:57 AM  View: Mann-Whitney

Plant Wansley  Client: Southern Company  Data: Wansley Landfill

Sanitas™ v.10.1.06 Software licensed to Groundwater Stats Consulting. UG

## Mann-Whitney (Wilcoxon Rank Sum)

GWC-21

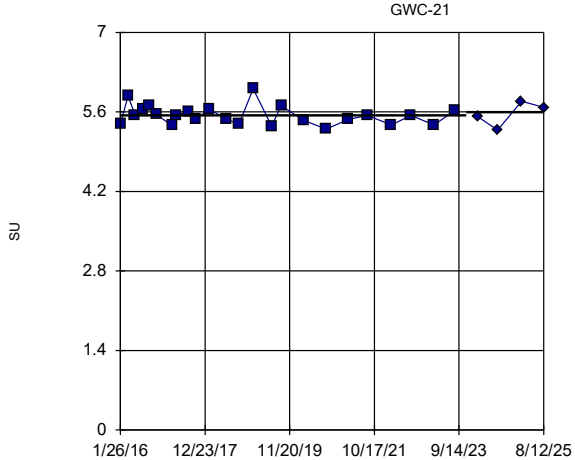


GWC-21 background

GWC-21 compliance

background median = 5.54

compliance median = 5.595

Z = 0.2956 (two-tail)

| Alpha | Table | Sig. |
|---|---|---|
| 0.2 | 1.282 | No |
| 0.1 | 1.645 | No |
| 0.05 | 1.96 | No |
| 0.02 | 2.326 | No |
| 0.01 | 2.576 | No |

Constituent: pH, Field  Analysis Run 3/31/2026 4:57 AM  View: Mann-Whitney

Plant Wansley  Client: Southern Company  Data: Wansley Landfill

Sanitas™ v.10.1.06 Software licensed to Groundwater Stats Consulting. UG

## Mann-Whitney (Wilcoxon Rank Sum)

GWC-22

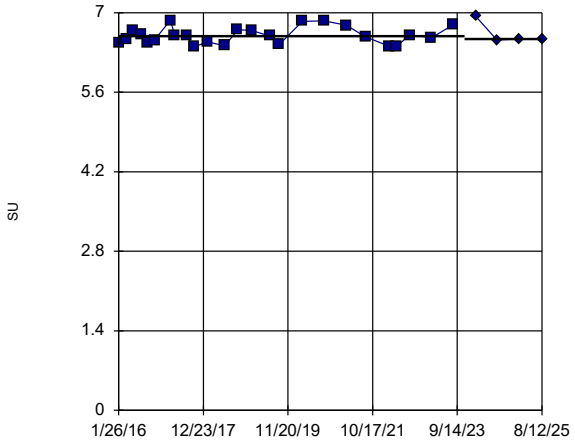


GWC-22 background

GWC-22 compliance

background median = 6.59

compliance median = 6.54

Z = 0.1899 (two-tail)

| Alpha | Table | Sig. |
|---|---|---|
| 0.2 | 1.282 | No |
| 0.1 | 1.645 | No |
| 0.05 | 1.96 | No |
| 0.02 | 2.326 | No |
| 0.01 | 2.576 | No |

Constituent: pH, Field  Analysis Run 3/31/2026 4:57 AM  View: Mann-Whitney

Plant Wansley  Client: Southern Company  Data: Wansley Landfill

Sanitas™ v.10.1.06 Software licensed to Groundwater Stats Consulting. UG

## Mann-Whitney (Wilcoxon Rank Sum)

GWC-23

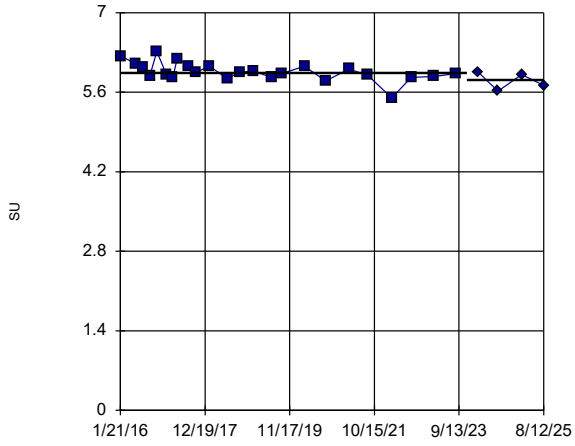


GWC-23 background

GWC-23 compliance

background median = 5.94

compliance median = 5.815

Z = -1.545 (two-tail)

| Alpha | Table | Sig. |
|---|---|---|
| 0.2 | 1.282 | Yes |
| 0.1 | 1.645 | No |
| 0.05 | 1.96 | No |
| 0.02 | 2.326 | No |
| 0.01 | 2.576 | No |

Constituent: pH, Field  Analysis Run 3/31/2026 4:57 AM  View: Mann-Whitney

Plant Wansley  Client: Southern Company  Data: Wansley Landfill

Sanitas™ v.10.1.06 Software licensed to Groundwater Stats Consulting. UG

## Mann-Whitney (Wilcoxon Rank Sum)

GWC-24

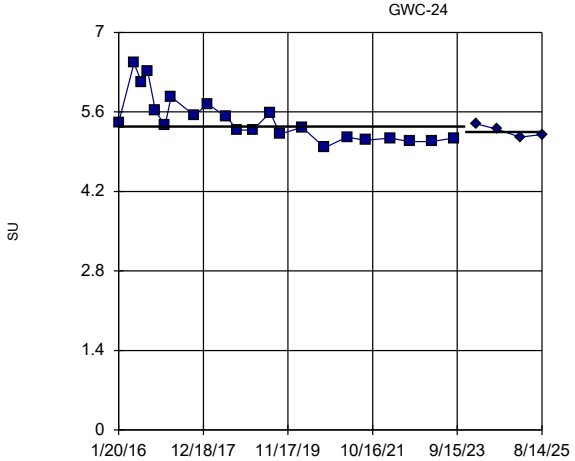


GWC-24 background

GWC-24 compliance

background median = 5.345

compliance median = 5.25

Z = -0.64 (two-tail)

| Alpha | Table | Sig. |
|---|---|---|
| 0.2 | 1.282 | No |
| 0.1 | 1.645 | No |
| 0.05 | 1.96 | No |
| 0.02 | 2.326 | No |
| 0.01 | 2.576 | No |

Constituent: pH, Field  Analysis Run 3/31/2026 4:57 AM  View: Mann-Whitney

Plant Wansley  Client: Southern Company  Data: Wansley Landfill

Sanitas™ v.10.1.06 Software licensed to Groundwater Stats Consulting. UG

## Mann-Whitney (Wilcoxon Rank Sum)

GWC-25

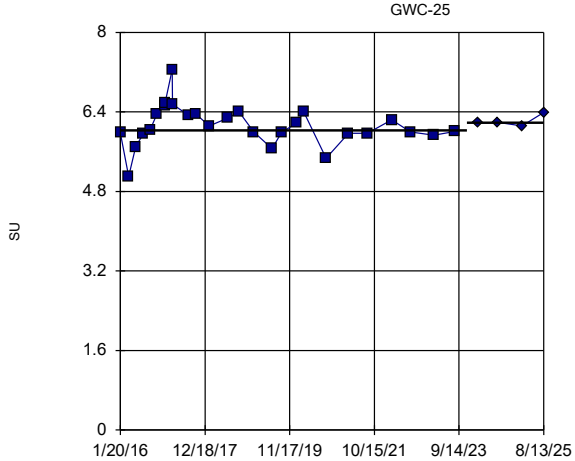


GWC-25 background

GWC-25 compliance

background median = 6.031

compliance median = 6.185

Z = 0.7369 (two-tail)

| Alpha | Table | Sig. |
|---|---|---|
| 0.2 | 1.282 | No |
| 0.1 | 1.645 | No |
| 0.05 | 1.96 | No |
| 0.02 | 2.326 | No |
| 0.01 | 2.576 | No |

Constituent: pH, Field  Analysis Run 3/31/2026 4:57 AM  View: Mann-Whitney

Plant Wansley  Client: Southern Company  Data: Wansley Landfill

Sanitas™ v.10.1.06 Software licensed to Groundwater Stats Consulting. UG

## Mann-Whitney (Wilcoxon Rank Sum)

GWC-26

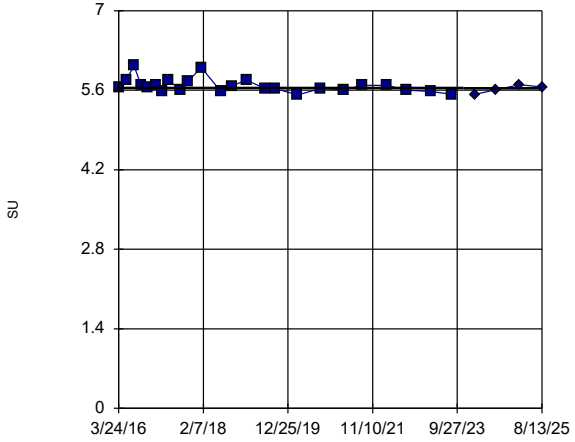


GWC-26 background

GWC-26 compliance

background median = 5.64

compliance median = 5.635

Z = -0.691 (two-tail)

| Alpha | Table | Sig. |
|---|---|---|
| 0.2 | 1.282 | No |
| 0.1 | 1.645 | No |
| 0.05 | 1.96 | No |
| 0.02 | 2.326 | No |
| 0.01 | 2.576 | No |

Constituent: pH, Field  Analysis Run 3/31/2026 4:58 AM  View: Mann-Whitney

Plant Wansley  Client: Southern Company  Data: Wansley Landfill

Sanitas™ v.10.1.06 Software licensed to Groundwater Stats Consulting. UG

## Mann-Whitney (Wilcoxon Rank Sum)

GWC-27

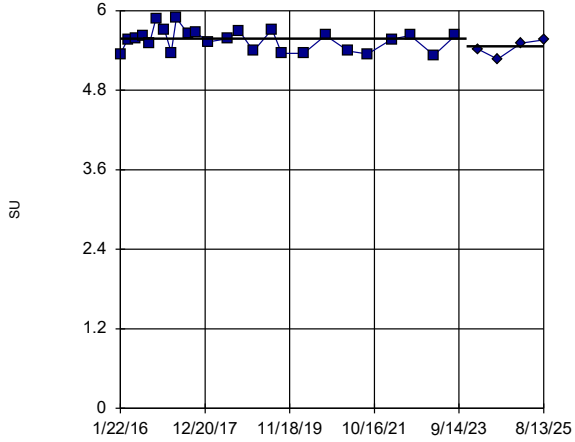


GWC-27 background

GWC-27 compliance

background median = 5.58

compliance median = 5.465

Z = -1.488 (two-tail)

| Alpha | Table | Sig. |
|---|---|---|
| 0.2 | 1.282 | Yes |
| 0.1 | 1.645 | No |
| 0.05 | 1.96 | No |
| 0.02 | 2.326 | No |
| 0.01 | 2.576 | No |

Constituent: pH, Field  Analysis Run 3/31/2026 4:58 AM  View: Mann-Whitney

Plant Wansley  Client: Southern Company  Data: Wansley Landfill

Sanitas™ v.10.1.06 Software licensed to Groundwater Stats Consulting. UG

## Mann-Whitney (Wilcoxon Rank Sum)

GWC-30

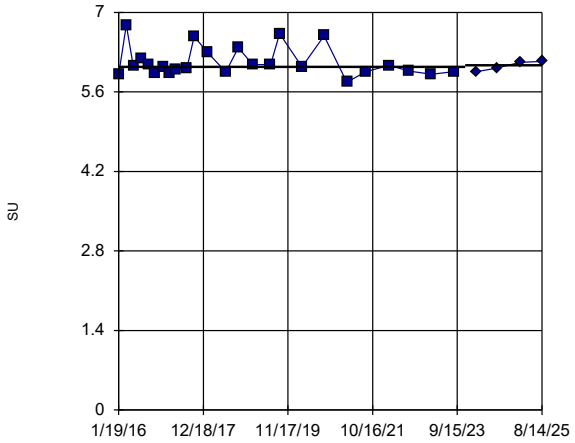


GWC-30 background

GWC-30 compliance

background median = 6.04

compliance median = 6.07

Z = 0.2215 (two-tail)

| Alpha | Table | Sig. |
|---|---|---|
| 0.2 | 1.282 | No |
| 0.1 | 1.645 | No |
| 0.05 | 1.96 | No |
| 0.02 | 2.326 | No |
| 0.01 | 2.576 | No |

Constituent: pH, Field  Analysis Run 3/31/2026 4:58 AM  View: Mann-Whitney

Plant Wansley  Client: Southern Company  Data: Wansley Landfill

Sanitas™ v.10.1.06 Software licensed to Groundwater Stats Consulting. UG

## Mann-Whitney (Wilcoxon Rank Sum)

GWC-31

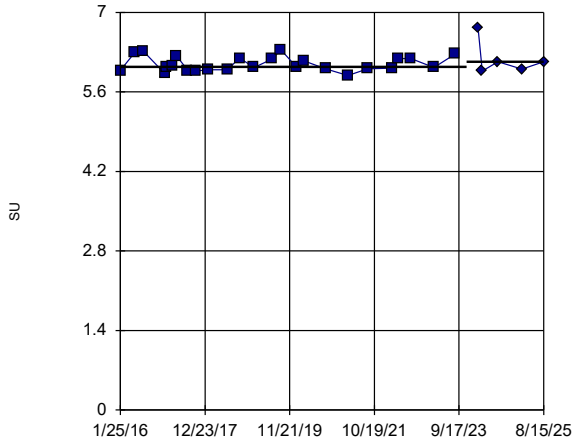


GWC-31 background

GWC-31 compliance

background median = 6.04

compliance median = 6.13

Z = 0.08355 (two-tail)

| Alpha | Table | Sig. |
|---|---|---|
| 0.2 | 1.282 | No |
| 0.1 | 1.645 | No |
| 0.05 | 1.96 | No |
| 0.02 | 2.326 | No |
| 0.01 | 2.576 | No |

Constituent: pH, Field  Analysis Run 3/31/2026 4:58 AM  View: Mann-Whitney

Plant Wansley  Client: Southern Company  Data: Wansley Landfill

Sanitas™ v.10.1.06 Software licensed to Groundwater Stats Consulting. UG

## Mann-Whitney (Wilcoxon Rank Sum)

GWC-32

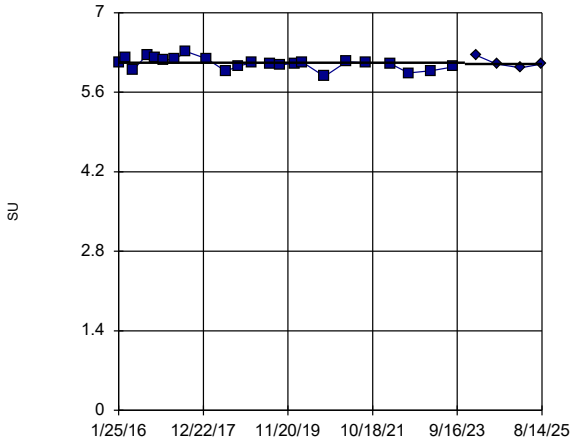


GWC-32 background

GWC-32 compliance

background median = 6.12

compliance median = 6.1

Z = -0.3075 (two-tail)

| Alpha | Table | Sig. |
|---|---|---|
| 0.2 | 1.282 | No |
| 0.1 | 1.645 | No |
| 0.05 | 1.96 | No |
| 0.02 | 2.326 | No |
| 0.01 | 2.576 | No |

Constituent: pH, Field  Analysis Run 3/31/2026 4:58 AM  View: Mann-Whitney

Plant Wansley  Client: Southern Company  Data: Wansley Landfill

Sanitas™ v.10.1.06 Software licensed to Groundwater Stats Consulting. UG

## Mann-Whitney (Wilcoxon Rank Sum)

GWC-33

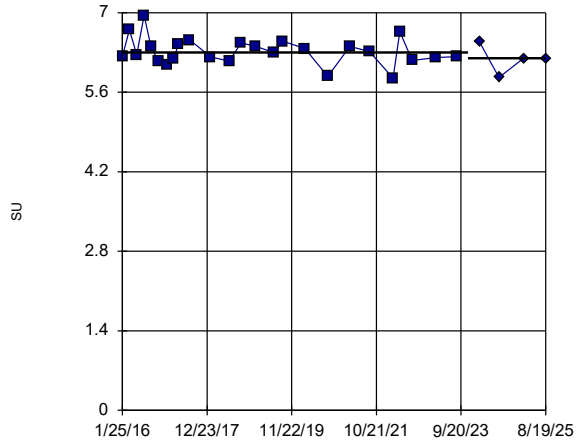


GWC-33 background

GWC-33 compliance

background median = 6.3

compliance median = 6.2

Z = -0.9808 (two-tail)

| Alpha | Table | Sig. |
|---|---|---|
| 0.2 | 1.282 | No |
| 0.1 | 1.645 | No |
| 0.05 | 1.96 | No |
| 0.02 | 2.326 | No |
| 0.01 | 2.576 | No |

Constituent: pH, Field  Analysis Run 3/31/2026 4:58 AM  View: Mann-Whitney

Plant Wansley  Client: Southern Company  Data: Wansley Landfill

Sanitas™ v.10.1.06 Software licensed to Groundwater Stats Consulting. UG

## Mann-Whitney (Wilcoxon Rank Sum)

GWC-34

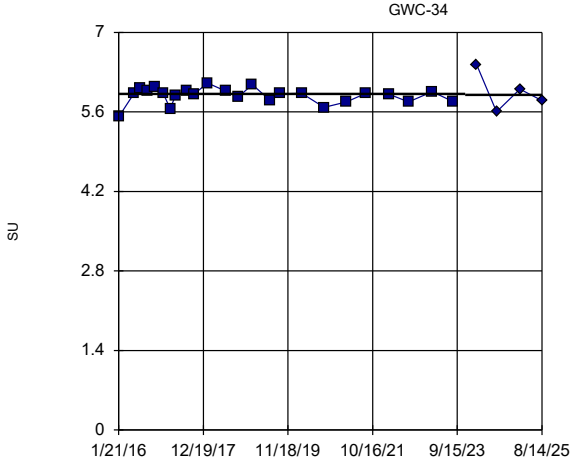


GWC-34 background

GWC-34 compliance

background median = 5.92

compliance median = 5.9

Z = 0.1973 (two-tail)

| Alpha | Table | Sig. |
|---|---|---|
| 0.2 | 1.282 | No |
| 0.1 | 1.645 | No |
| 0.05 | 1.96 | No |
| 0.02 | 2.326 | No |
| 0.01 | 2.576 | No |

Constituent: pH, Field  Analysis Run 3/31/2026 4:58 AM  View: Mann-Whitney

Plant Wansley  Client: Southern Company  Data: Wansley Landfill

Sanitas™ v.10.1.06 Software licensed to Groundwater Stats Consulting. UG

## Mann-Whitney (Wilcoxon Rank Sum)

GWC-35

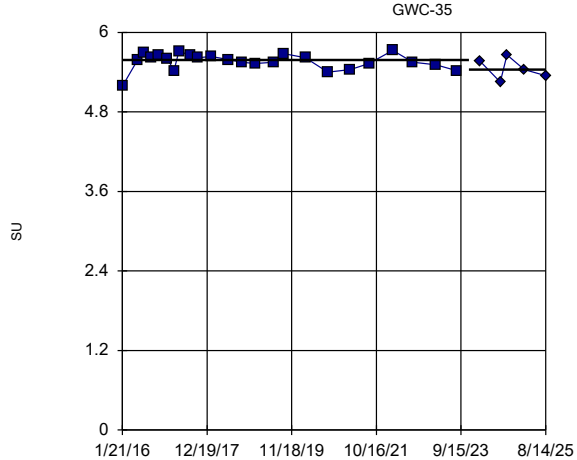


GWC-35 background

GWC-35 compliance

background median = 5.585

compliance median = 5.44

Z = -1.358 (two-tail)

| Alpha | Table | Sig. |
|---|---|---|
| 0.2 | 1.282 | Yes |
| 0.1 | 1.645 | No |
| 0.05 | 1.96 | No |
| 0.02 | 2.326 | No |
| 0.01 | 2.576 | No |

Constituent: pH, Field  Analysis Run 3/31/2026 4:58 AM  View: Mann-Whitney

Plant Wansley  Client: Southern Company  Data: Wansley Landfill

Sanitas™ v.10.1.06 Software licensed to Groundwater Stats Consulting. UG
Hollow symbols indicate censored values.

## Mann-Whitney (Wilcoxon Rank Sum)

GWA-1 (bg)

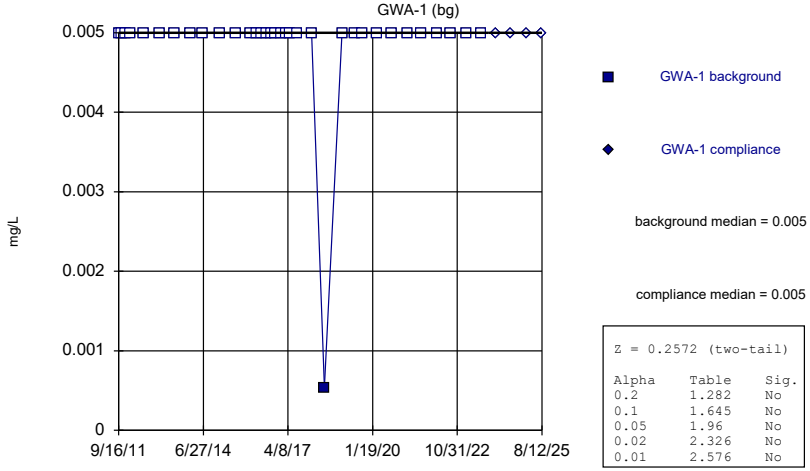


Z = 0.2572 (two-tail)

| Alpha | Table | Sig. |
|---|---|---|
| 0.2 | 1.282 | No |
| 0.1 | 1.645 | No |
| 0.05 | 1.96 | No |
| 0.02 | 2.326 | No |
| 0.01 | 2.576 | No |

Constituent: Selenium Analysis Run 3/31/2026 4:58 AM View: Mann-Whitney
Plant Wansley Client: Southern Company Data: Wansley Landfill

Sanitas™ v.10.1.06 Software licensed to Groundwater Stats Consulting. UG
Hollow symbols indicate censored values.

## Mann-Whitney (Wilcoxon Rank Sum)

GWA-4 (bg)

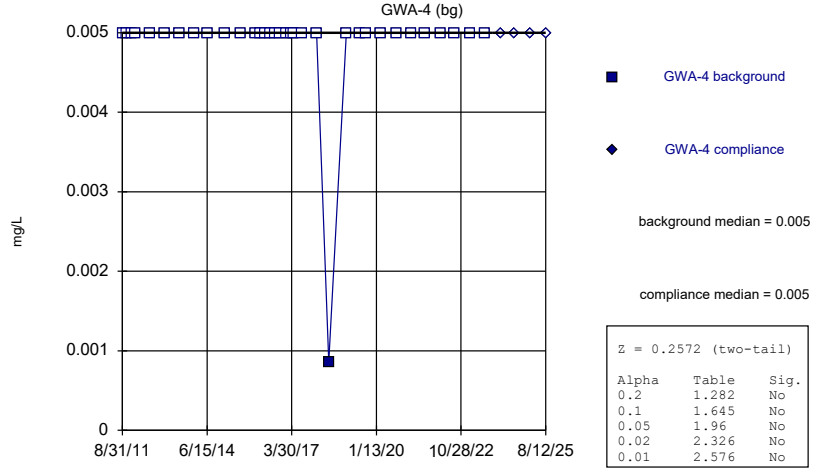


Z = 0.2572 (two-tail)

| Alpha | Table | Sig. |
|---|---|---|
| 0.2 | 1.282 | No |
| 0.1 | 1.645 | No |
| 0.05 | 1.96 | No |
| 0.02 | 2.326 | No |
| 0.01 | 2.576 | No |

Constituent: Selenium Analysis Run 3/31/2026 4:58 AM View: Mann-Whitney
Plant Wansley Client: Southern Company Data: Wansley Landfill

Sanitas™ v.10.1.06 Software licensed to Groundwater Stats Consulting. UG
Hollow symbols indicate censored values.

## Mann-Whitney (Wilcoxon Rank Sum)

GWA-28 (bg)

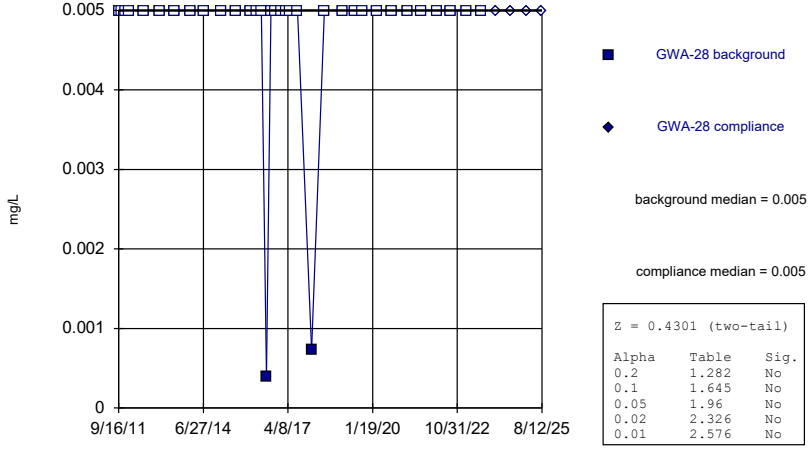


Z = 0.4301 (two-tail)

| Alpha | Table | Sig. |
|---|---|---|
| 0.2 | 1.282 | No |
| 0.1 | 1.645 | No |
| 0.05 | 1.96 | No |
| 0.02 | 2.326 | No |
| 0.01 | 2.576 | No |

Constituent: Selenium Analysis Run 3/31/2026 4:58 AM View: Mann-Whitney
Plant Wansley Client: Southern Company Data: Wansley Landfill

Sanitas™ v.10.1.06 Software licensed to Groundwater Stats Consulting. UG
Hollow symbols indicate censored values.

## Mann-Whitney (Wilcoxon Rank Sum)

GWA-29 (bg)

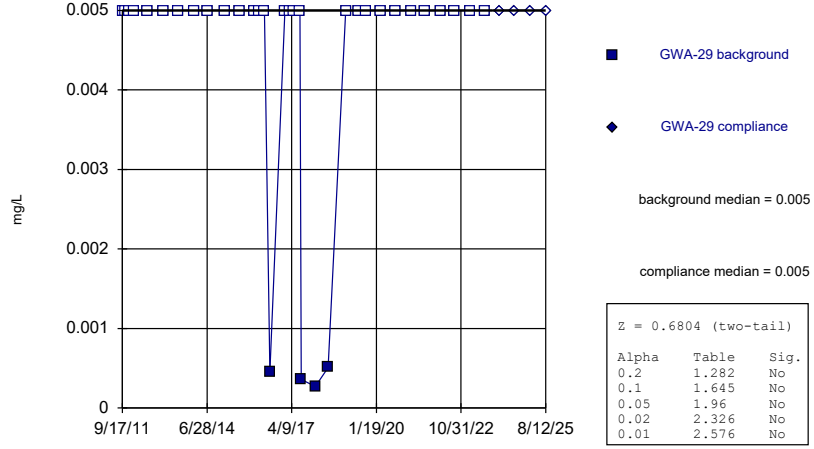


Z = 0.6804 (two-tail)

| Alpha | Table | Sig. |
|---|---|---|
| 0.2 | 1.282 | No |
| 0.1 | 1.645 | No |
| 0.05 | 1.96 | No |
| 0.02 | 2.326 | No |
| 0.01 | 2.576 | No |

Constituent: Selenium Analysis Run 3/31/2026 4:58 AM View: Mann-Whitney
Plant Wansley Client: Southern Company Data: Wansley Landfill

Sanitas™ v.10.1.06 Software licensed to Groundwater Stats Consulting. UG
Hollow symbols indicate censored values.

## Mann-Whitney (Wilcoxon Rank Sum)

GWC-5

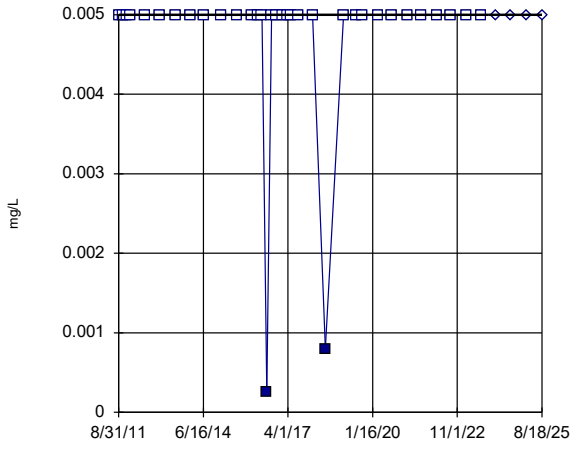


GWC-5 background

GWC-5 compliance

background median = 0.005

compliance median = 0.005

Z = 0.4301 (two-tail)

| Alpha | Table | Sig. |
|---|---|---|
| 0.2 | 1.282 | No |
| 0.1 | 1.645 | No |
| 0.05 | 1.96 | No |
| 0.02 | 2.326 | No |
| 0.01 | 2.576 | No |

Constituent: Selenium Analysis Run 3/31/2026 4:58 AM View: Mann-Whitney
Plant Wansley Client: Southern Company Data: Wansley Landfill

Sanitas™ v.10.1.06 Software licensed to Groundwater Stats Consulting. UG
Hollow symbols indicate censored values.

## Mann-Whitney (Wilcoxon Rank Sum)

GWC-6

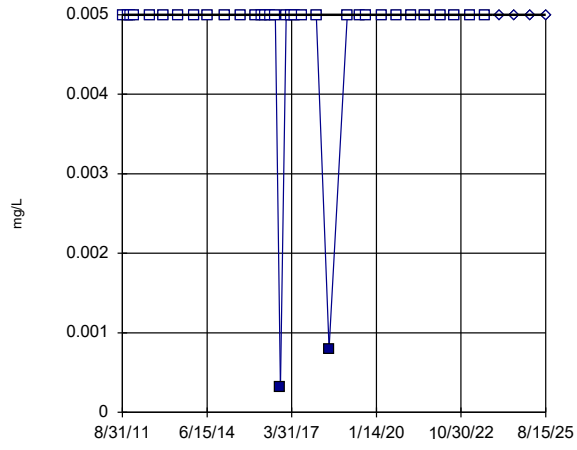


GWC-6 background

GWC-6 compliance

background median = 0.005

compliance median = 0.005

Z = 0.4301 (two-tail)

| Alpha | Table | Sig. |
|---|---|---|
| 0.2 | 1.282 | No |
| 0.1 | 1.645 | No |
| 0.05 | 1.96 | No |
| 0.02 | 2.326 | No |
| 0.01 | 2.576 | No |

Constituent: Selenium Analysis Run 3/31/2026 4:58 AM View: Mann-Whitney
Plant Wansley Client: Southern Company Data: Wansley Landfill

Sanitas™ v.10.1.06 Software licensed to Groundwater Stats Consulting. UG
Hollow symbols indicate censored values.

## Mann-Whitney (Wilcoxon Rank Sum)

GWC-7

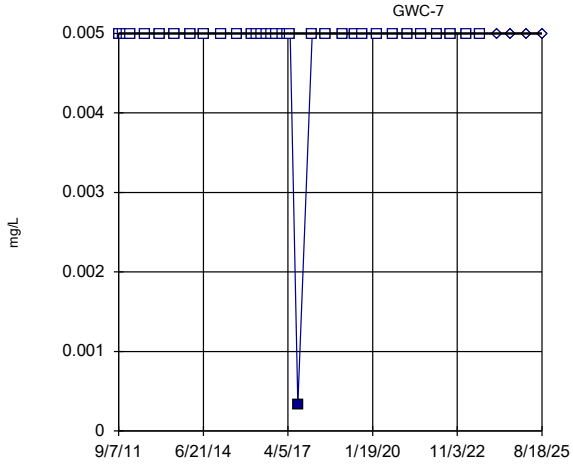


GWC-7 background

GWC-7 compliance

background median = 0.005

compliance median = 0.005

Z = 0.2572 (two-tail)

| Alpha | Table | Sig. |
|---|---|---|
| 0.2 | 1.282 | No |
| 0.1 | 1.645 | No |
| 0.05 | 1.96 | No |
| 0.02 | 2.326 | No |
| 0.01 | 2.576 | No |

Constituent: Selenium Analysis Run 3/31/2026 4:58 AM View: Mann-Whitney
Plant Wansley Client: Southern Company Data: Wansley Landfill

Sanitas™ v.10.1.06 Software licensed to Groundwater Stats Consulting. UG
Hollow symbols indicate censored values.

## Mann-Whitney (Wilcoxon Rank Sum)

GWC-8

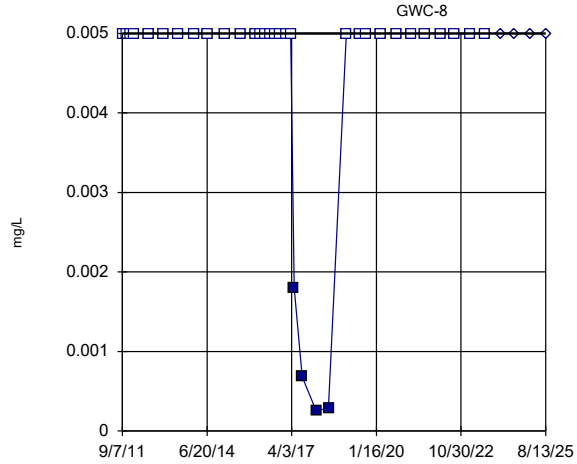


GWC-8 background

GWC-8 compliance

background median = 0.005

compliance median = 0.005

Z = 0.6696 (two-tail)

| Alpha | Table | Sig. |
|---|---|---|
| 0.2 | 1.282 | No |
| 0.1 | 1.645 | No |
| 0.05 | 1.96 | No |
| 0.02 | 2.326 | No |
| 0.01 | 2.576 | No |

Constituent: Selenium Analysis Run 3/31/2026 4:58 AM View: Mann-Whitney
Plant Wansley Client: Southern Company Data: Wansley Landfill

Sanitas™ v.10.1.06 Software licensed to Groundwater Stats Consulting. UG
Hollow symbols indicate censored values.

## Mann-Whitney (Wilcoxon Rank Sum)

GWC-9

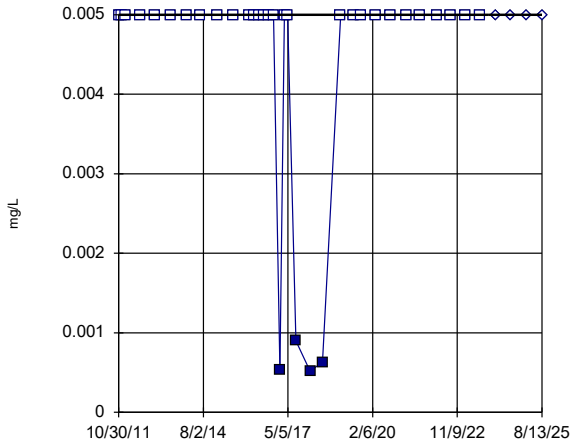


GWC-9 background

GWC-9 compliance

background median = 0.005

compliance median = 0.005

Z = 0.6804 (two-tail)

| Alpha | Table | Sig. |
|---|---|---|
| 0.2 | 1.282 | No |
| 0.1 | 1.645 | No |
| 0.05 | 1.96 | No |
| 0.02 | 2.326 | No |
| 0.01 | 2.576 | No |

Constituent: Selenium Analysis Run 3/31/2026 4:58 AM View: Mann-Whitney
Plant Wansley Client: Southern Company Data: Wansley Landfill

Sanitas™ v.10.1.06 Software licensed to Groundwater Stats Consulting. UG
Hollow symbols indicate censored values.

## Mann-Whitney (Wilcoxon Rank Sum)

GWC-11

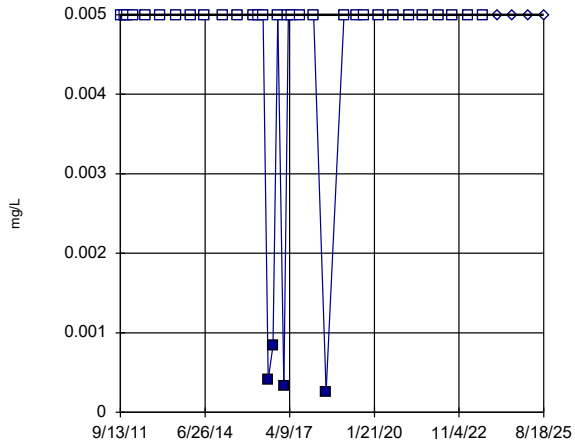


GWC-11 background

GWC-11 compliance

background median = 0.005

compliance median = 0.005

Z = 0.6696 (two-tail)

| Alpha | Table | Sig. |
|---|---|---|
| 0.2 | 1.282 | No |
| 0.1 | 1.645 | No |
| 0.05 | 1.96 | No |
| 0.02 | 2.326 | No |
| 0.01 | 2.576 | No |

Constituent: Selenium Analysis Run 3/31/2026 4:58 AM View: Mann-Whitney
Plant Wansley Client: Southern Company Data: Wansley Landfill

Sanitas™ v.10.1.06 Software licensed to Groundwater Stats Consulting. UG
Hollow symbols indicate censored values.

## Mann-Whitney (Wilcoxon Rank Sum)

GWC-12

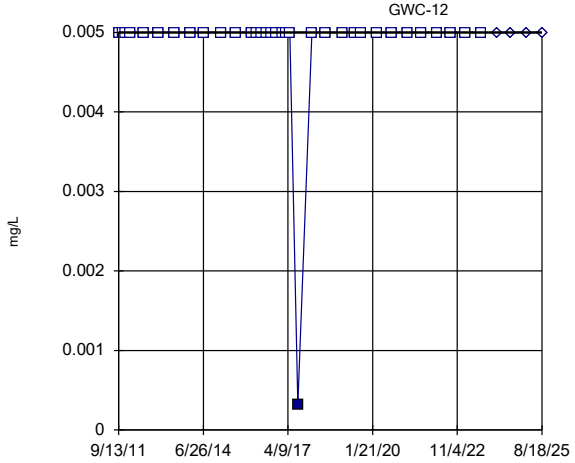


GWC-12 background

GWC-12 compliance

background median = 0.005

compliance median = 0.005

Z = 0.2572 (two-tail)

| Alpha | Table | Sig. |
|---|---|---|
| 0.2 | 1.282 | No |
| 0.1 | 1.645 | No |
| 0.05 | 1.96 | No |
| 0.02 | 2.326 | No |
| 0.01 | 2.576 | No |

Constituent: Selenium Analysis Run 3/31/2026 4:58 AM View: Mann-Whitney
Plant Wansley Client: Southern Company Data: Wansley Landfill

Sanitas™ v.10.1.06 Software licensed to Groundwater Stats Consulting. UG
Hollow symbols indicate censored values.

## Mann-Whitney (Wilcoxon Rank Sum)

GWC-13

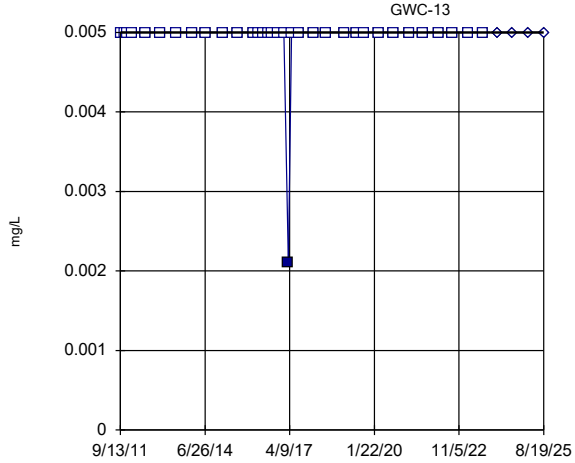


GWC-13 background

GWC-13 compliance

background median = 0.005

compliance median = 0.005

Z = 0.2572 (two-tail)

| Alpha | Table | Sig. |
|---|---|---|
| 0.2 | 1.282 | No |
| 0.1 | 1.645 | No |
| 0.05 | 1.96 | No |
| 0.02 | 2.326 | No |
| 0.01 | 2.576 | No |

Constituent: Selenium Analysis Run 3/31/2026 4:58 AM View: Mann-Whitney
Plant Wansley Client: Southern Company Data: Wansley Landfill

Sanitas™ v.10.1.06 Software licensed to Groundwater Stats Consulting. UG
Hollow symbols indicate censored values.

## Mann-Whitney (Wilcoxon Rank Sum)

GWC-14

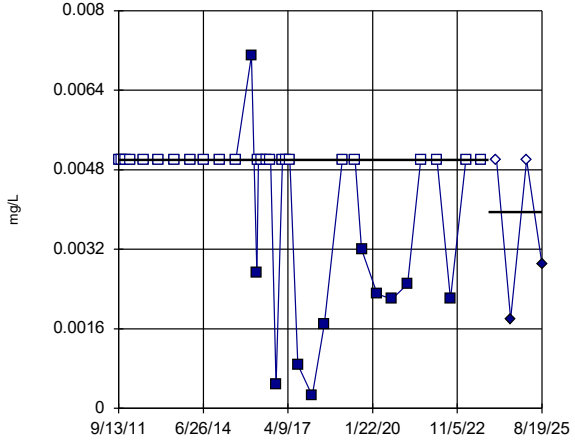


GWC-14 background

GWC-14 compliance

background median = 0.005

compliance median = 0.00395

Z = -0.7449 (two-tail)

| Alpha | Table | Sig. |
|---|---|---|
| 0.2 | 1.282 | No |
| 0.1 | 1.645 | No |
| 0.05 | 1.96 | No |
| 0.02 | 2.326 | No |
| 0.01 | 2.576 | No |

Constituent: Selenium Analysis Run 3/31/2026 4:58 AM View: Mann-Whitney
Plant Wansley Client: Southern Company Data: Wansley Landfill

Sanitas™ v.10.1.06 Software licensed to Groundwater Stats Consulting. UG
Hollow symbols indicate censored values.

## Mann-Whitney (Wilcoxon Rank Sum)

GWC-15

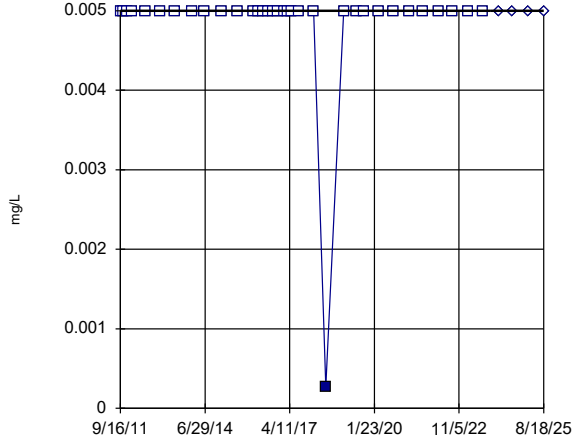


GWC-15 background

GWC-15 compliance

background median = 0.005

compliance median = 0.005

Z = 0.2572 (two-tail)

| Alpha | Table | Sig. |
|---|---|---|
| 0.2 | 1.282 | No |
| 0.1 | 1.645 | No |
| 0.05 | 1.96 | No |
| 0.02 | 2.326 | No |
| 0.01 | 2.576 | No |

Constituent: Selenium Analysis Run 3/31/2026 4:58 AM View: Mann-Whitney
Plant Wansley Client: Southern Company Data: Wansley Landfill

Sanitas™ v.10.1.06 Software licensed to Groundwater Stats Consulting. UG
Hollow symbols indicate censored values.

## Mann-Whitney (Wilcoxon Rank Sum)

GWC-16

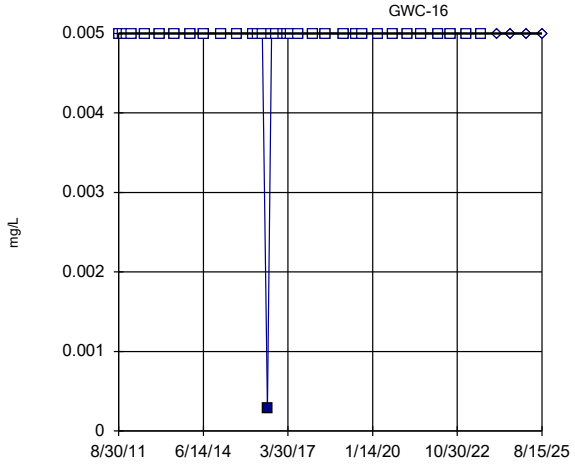


GWC-16 background

GWC-16 compliance

background median = 0.005

compliance median = 0.005

Z = 0.2572 (two-tail)

| Alpha | Table | Sig. |
|---|---|---|
| 0.2 | 1.282 | No |
| 0.1 | 1.645 | No |
| 0.05 | 1.96 | No |
| 0.02 | 2.326 | No |
| 0.01 | 2.576 | No |

Constituent: Selenium Analysis Run 3/31/2026 4:58 AM View: Mann-Whitney
Plant Wansley Client: Southern Company Data: Wansley Landfill

Sanitas™ v.10.1.06 Software licensed to Groundwater Stats Consulting. UG
Hollow symbols indicate censored values.

## Mann-Whitney (Wilcoxon Rank Sum)

GWC-18

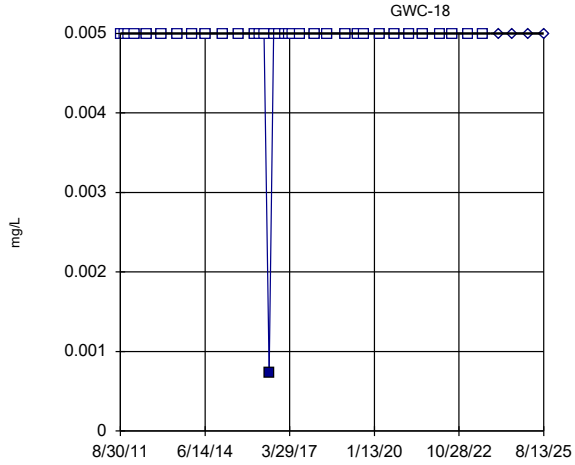


GWC-18 background

GWC-18 compliance

background median = 0.005

compliance median = 0.005

Z = 0.2572 (two-tail)

| Alpha | Table | Sig. |
|---|---|---|
| 0.2 | 1.282 | No |
| 0.1 | 1.645 | No |
| 0.05 | 1.96 | No |
| 0.02 | 2.326 | No |
| 0.01 | 2.576 | No |

Constituent: Selenium Analysis Run 3/31/2026 4:58 AM View: Mann-Whitney
Plant Wansley Client: Southern Company Data: Wansley Landfill

Sanitas™ v.10.1.06 Software licensed to Groundwater Stats Consulting. UG
Hollow symbols indicate censored values.

## Mann-Whitney (Wilcoxon Rank Sum)

GWC-21

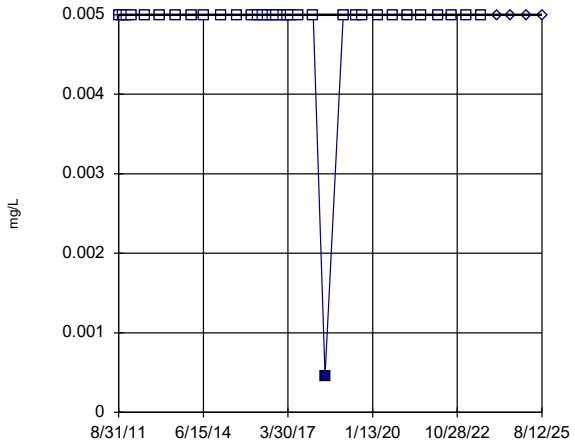


GWC-21 background

GWC-21 compliance

background median = 0.005

compliance median = 0.005

Z = 0.2572 (two-tail)

| Alpha | Table | Sig. |
|---|---|---|
| 0.2 | 1.282 | No |
| 0.1 | 1.645 | No |
| 0.05 | 1.96 | No |
| 0.02 | 2.326 | No |
| 0.01 | 2.576 | No |

Constituent: Selenium Analysis Run 3/31/2026 4:58 AM View: Mann-Whitney
Plant Wansley Client: Southern Company Data: Wansley Landfill

Sanitas™ v.10.1.06 Software licensed to Groundwater Stats Consulting. UG
Hollow symbols indicate censored values.

## Mann-Whitney (Wilcoxon Rank Sum)

GWC-22

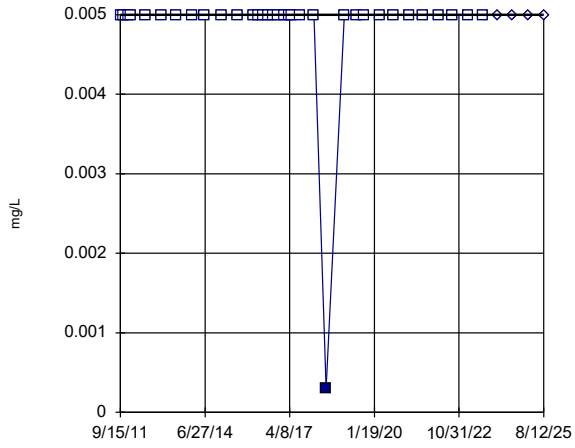


GWC-22 background

GWC-22 compliance

background median = 0.005

compliance median = 0.005

Z = 0.2572 (two-tail)

| Alpha | Table | Sig. |
|---|---|---|
| 0.2 | 1.282 | No |
| 0.1 | 1.645 | No |
| 0.05 | 1.96 | No |
| 0.02 | 2.326 | No |
| 0.01 | 2.576 | No |

Constituent: Selenium Analysis Run 3/31/2026 4:58 AM View: Mann-Whitney
Plant Wansley Client: Southern Company Data: Wansley Landfill

Sanitas™ v.10.1.06 Software licensed to Groundwater Stats Consulting. UG
Hollow symbols indicate censored values.

## Mann-Whitney (Wilcoxon Rank Sum)

GWC-25

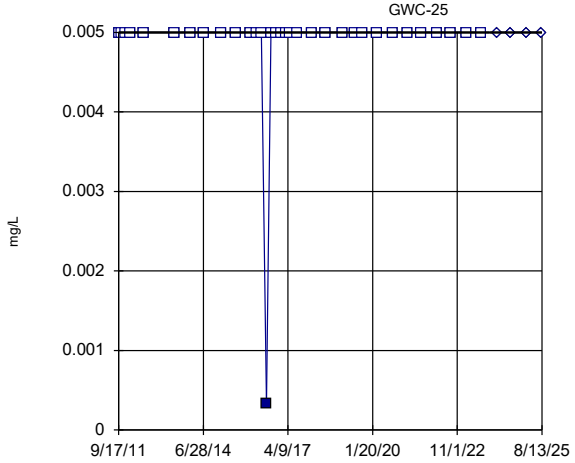


GWC-25 background

GWC-25 compliance

background median = 0.005

compliance median = 0.005

Z = 0.2611 (two-tail)

| Alpha | Table | Sig. |
|---|---|---|
| 0.2 | 1.282 | No |
| 0.1 | 1.645 | No |
| 0.05 | 1.96 | No |
| 0.02 | 2.326 | No |
| 0.01 | 2.576 | No |

Constituent: Selenium Analysis Run 3/31/2026 4:58 AM View: Mann-Whitney
Plant Wansley Client: Southern Company Data: Wansley Landfill

Sanitas™ v.10.1.06 Software licensed to Groundwater Stats Consulting. UG
Hollow symbols indicate censored values.

## Mann-Whitney (Wilcoxon Rank Sum)

GWC-26

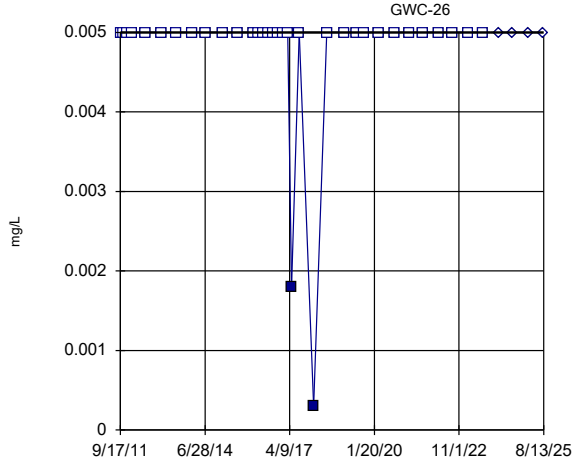


GWC-26 background

GWC-26 compliance

background median = 0.005

compliance median = 0.005

Z = 0.4301 (two-tail)

| Alpha | Table | Sig. |
|---|---|---|
| 0.2 | 1.282 | No |
| 0.1 | 1.645 | No |
| 0.05 | 1.96 | No |
| 0.02 | 2.326 | No |
| 0.01 | 2.576 | No |

Constituent: Selenium Analysis Run 3/31/2026 4:58 AM View: Mann-Whitney
Plant Wansley Client: Southern Company Data: Wansley Landfill

Sanitas™ v.10.1.06 Software licensed to Groundwater Stats Consulting. UG
Hollow symbols indicate censored values.

## Mann-Whitney (Wilcoxon Rank Sum)

GWC-27

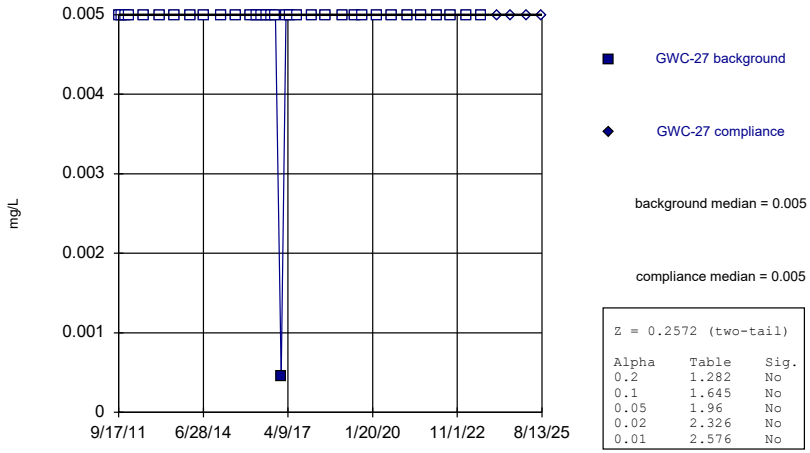


Z = 0.2572 (two-tail)

| Alpha | Table | Sig. |
|---|---|---|
| 0.2 | 1.282 | No |
| 0.1 | 1.645 | No |
| 0.05 | 1.96 | No |
| 0.02 | 2.326 | No |
| 0.01 | 2.576 | No |

Constituent: Selenium Analysis Run 3/31/2026 4:58 AM View: Mann-Whitney
Plant Wansley Client: Southern Company Data: Wansley Landfill

Sanitas™ v.10.1.06 Software licensed to Groundwater Stats Consulting. UG
Hollow symbols indicate censored values.

## Mann-Whitney (Wilcoxon Rank Sum)

GWC-30

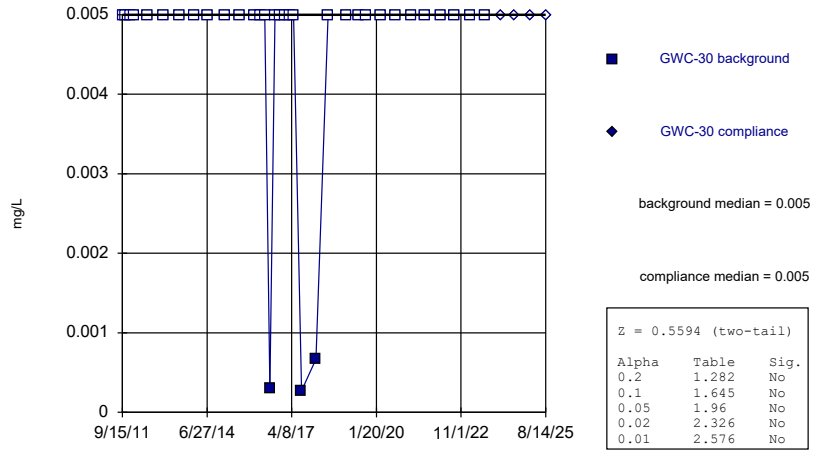


Z = 0.5594 (two-tail)

| Alpha | Table | Sig. |
|---|---|---|
| 0.2 | 1.282 | No |
| 0.1 | 1.645 | No |
| 0.05 | 1.96 | No |
| 0.02 | 2.326 | No |
| 0.01 | 2.576 | No |

Constituent: Selenium Analysis Run 3/31/2026 4:58 AM View: Mann-Whitney
Plant Wansley Client: Southern Company Data: Wansley Landfill

Sanitas™ v.10.1.06 Software licensed to Groundwater Stats Consulting. UG
Hollow symbols indicate censored values.

## Mann-Whitney (Wilcoxon Rank Sum)

GWC-31

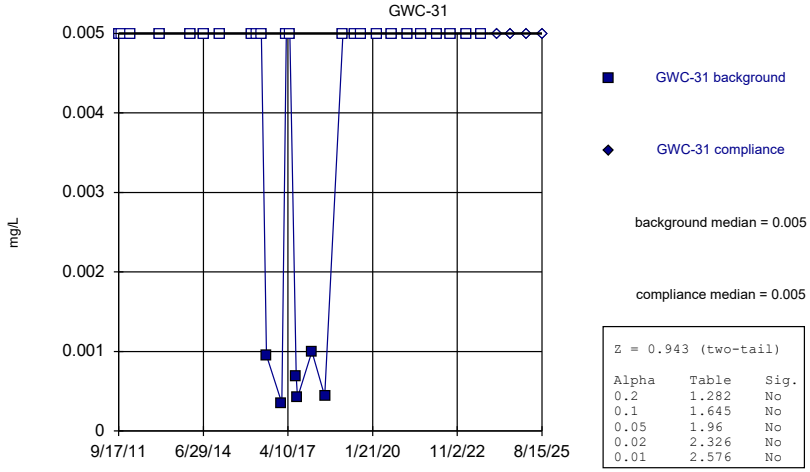


Z = 0.943 (two-tail)

| Alpha | Table | Sig. |
|---|---|---|
| 0.2 | 1.282 | No |
| 0.1 | 1.645 | No |
| 0.05 | 1.96 | No |
| 0.02 | 2.326 | No |
| 0.01 | 2.576 | No |

Constituent: Selenium Analysis Run 3/31/2026 4:58 AM View: Mann-Whitney
Plant Wansley Client: Southern Company Data: Wansley Landfill

Sanitas™ v.10.1.06 Software licensed to Groundwater Stats Consulting. UG
Hollow symbols indicate censored values.

## Mann-Whitney (Wilcoxon Rank Sum)

GWC-32

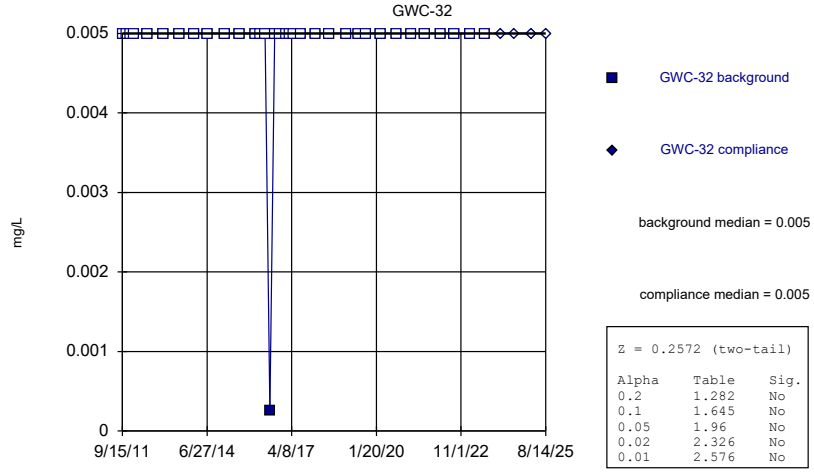


Z = 0.2572 (two-tail)

| Alpha | Table | Sig. |
|---|---|---|
| 0.2 | 1.282 | No |
| 0.1 | 1.645 | No |
| 0.05 | 1.96 | No |
| 0.02 | 2.326 | No |
| 0.01 | 2.576 | No |

Constituent: Selenium Analysis Run 3/31/2026 4:58 AM View: Mann-Whitney
Plant Wansley Client: Southern Company Data: Wansley Landfill

Sanitas™ v.10.1.06 Software licensed to Groundwater Stats Consulting. UG
Hollow symbols indicate censored values.

## Mann-Whitney (Wilcoxon Rank Sum)

GWC-33

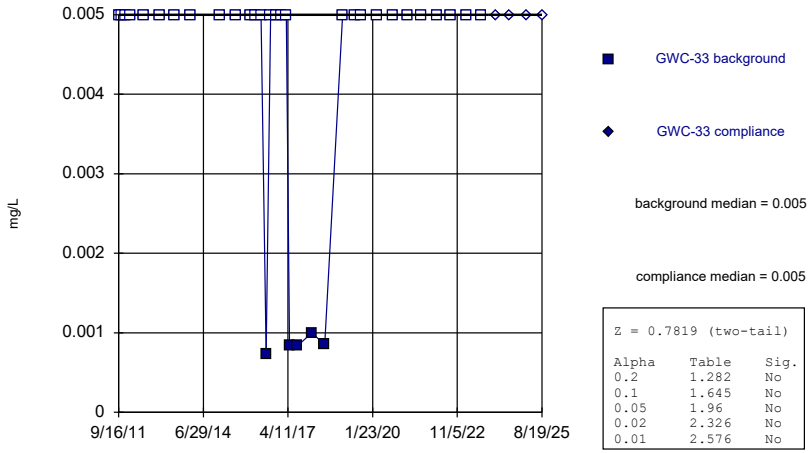


Z = 0.7819 (two-tail)

| Alpha | Table | Sig. |
|---|---|---|
| 0.2 | 1.282 | No |
| 0.1 | 1.645 | No |
| 0.05 | 1.96 | No |
| 0.02 | 2.326 | No |
| 0.01 | 2.576 | No |

Constituent: Selenium Analysis Run 3/31/2026 4:58 AM View: Mann-Whitney
Plant Wansley Client: Southern Company Data: Wansley Landfill

Sanitas™ v.10.1.06 Software licensed to Groundwater Stats Consulting. UG
Hollow symbols indicate censored values.

## Mann-Whitney (Wilcoxon Rank Sum)

GWC-35

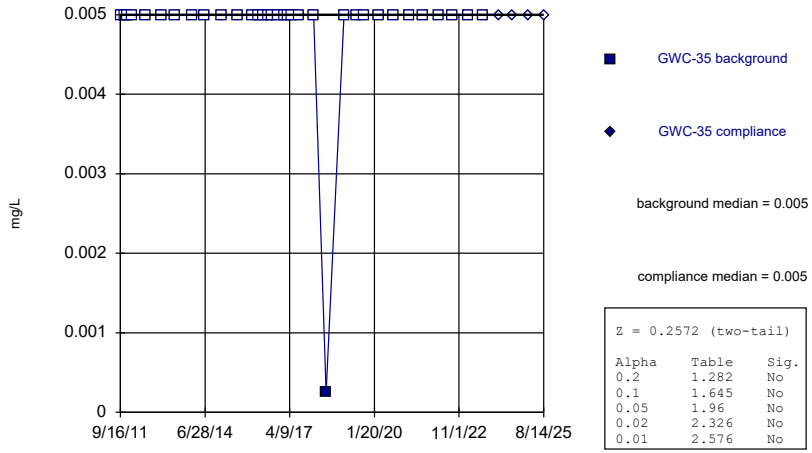


Z = 0.2572 (two-tail)

| Alpha | Table | Sig. |
|---|---|---|
| 0.2 | 1.282 | No |
| 0.1 | 1.645 | No |
| 0.05 | 1.96 | No |
| 0.02 | 2.326 | No |
| 0.01 | 2.576 | No |

Constituent: Selenium Analysis Run 3/31/2026 4:58 AM View: Mann-Whitney
Plant Wansley Client: Southern Company Data: Wansley Landfill

Sanitas™ v.10.1.06 Software licensed to Groundwater Stats Consulting. UG
Hollow symbols indicate censored values.

## Mann-Whitney (Wilcoxon Rank Sum)

GWA-29 (bg)

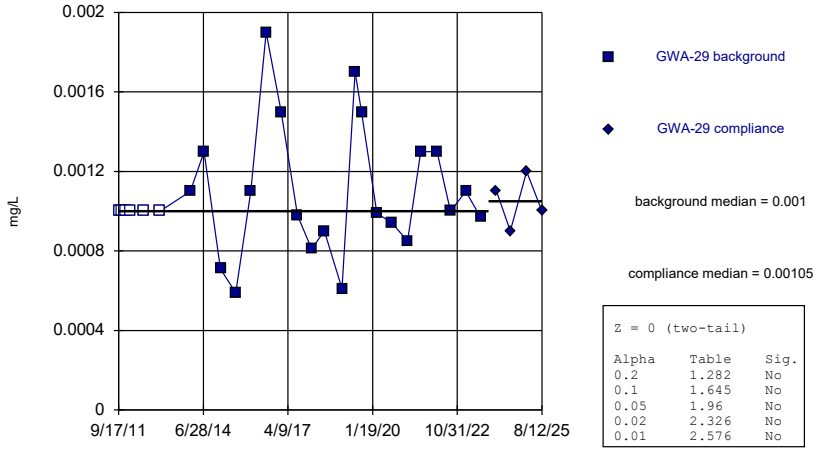


Z = 0 (two-tail)

| Alpha | Table | Sig. |
|---|---|---|
| 0.2 | 1.282 | No |
| 0.1 | 1.645 | No |
| 0.05 | 1.96 | No |
| 0.02 | 2.326 | No |
| 0.01 | 2.576 | No |

Constituent: Silver Analysis Run 3/31/2026 4:58 AM View: Mann-Whitney
Plant Wansley Client: Southern Company Data: Wansley Landfill

Sanitas™ v.10.1.06 Software licensed to Groundwater Stats Consulting. UG
Hollow symbols indicate censored values.

## Mann-Whitney (Wilcoxon Rank Sum)

GWC-5

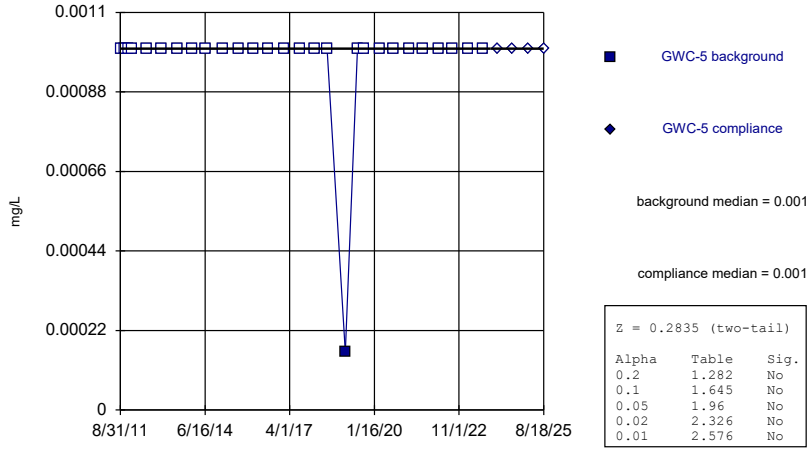


Z = 0.2835 (two-tail)

| Alpha | Table | Sig. |
|---|---|---|
| 0.2 | 1.282 | No |
| 0.1 | 1.645 | No |
| 0.05 | 1.96 | No |
| 0.02 | 2.326 | No |
| 0.01 | 2.576 | No |

Constituent: Silver Analysis Run 3/31/2026 4:58 AM View: Mann-Whitney
Plant Wansley Client: Southern Company Data: Wansley Landfill

Sanitas™ v.10.1.06 Software licensed to Groundwater Stats Consulting. UG
Hollow symbols indicate censored values.

## Mann-Whitney (Wilcoxon Rank Sum)

GWC-6

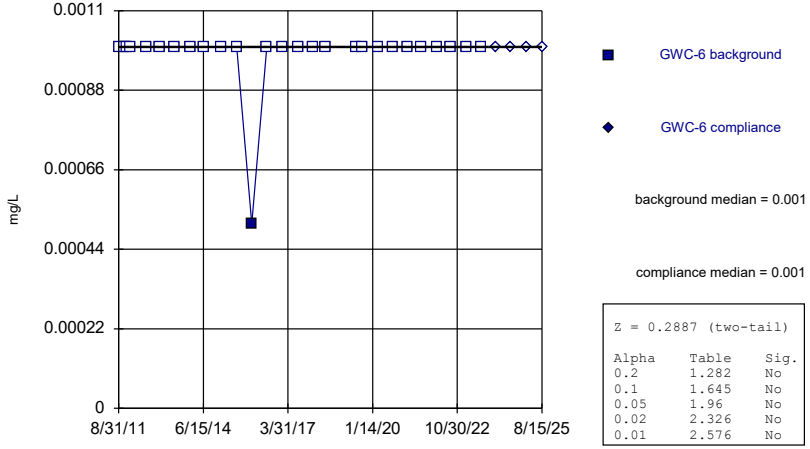


Z = 0.2887 (two-tail)

| Alpha | Table | Sig. |
|---|---|---|
| 0.2 | 1.282 | No |
| 0.1 | 1.645 | No |
| 0.05 | 1.96 | No |
| 0.02 | 2.326 | No |
| 0.01 | 2.576 | No |

Constituent: Silver Analysis Run 3/31/2026 4:58 AM View: Mann-Whitney
Plant Wansley Client: Southern Company Data: Wansley Landfill

Sanitas™ v.10.1.06 Software licensed to Groundwater Stats Consulting. UG
Hollow symbols indicate censored values.

## Mann-Whitney (Wilcoxon Rank Sum)

GWC-10

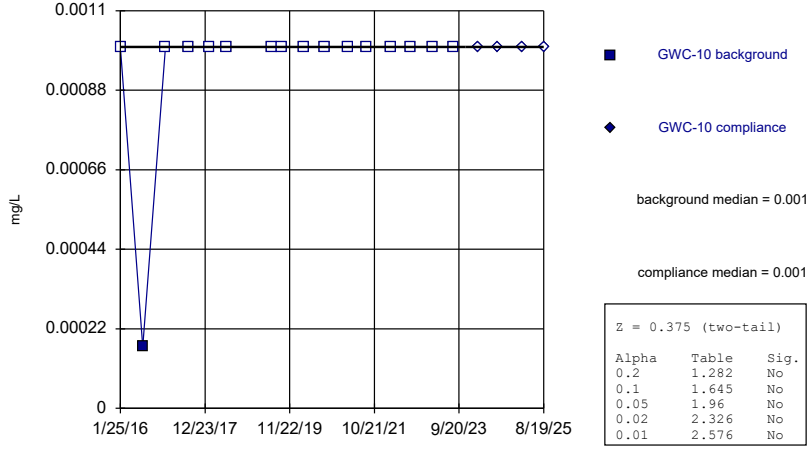


Z = 0.375 (two-tail)

| Alpha | Table | Sig. |
|---|---|---|
| 0.2 | 1.282 | No |
| 0.1 | 1.645 | No |
| 0.05 | 1.96 | No |
| 0.02 | 2.326 | No |
| 0.01 | 2.576 | No |

Constituent: Silver Analysis Run 3/31/2026 4:59 AM View: Mann-Whitney
Plant Wansley Client: Southern Company Data: Wansley Landfill

Sanitas™ v.10.1.06 Software licensed to Groundwater Stats Consulting. UG
Hollow symbols indicate censored values.

## Mann-Whitney (Wilcoxon Rank Sum)

GWC-11

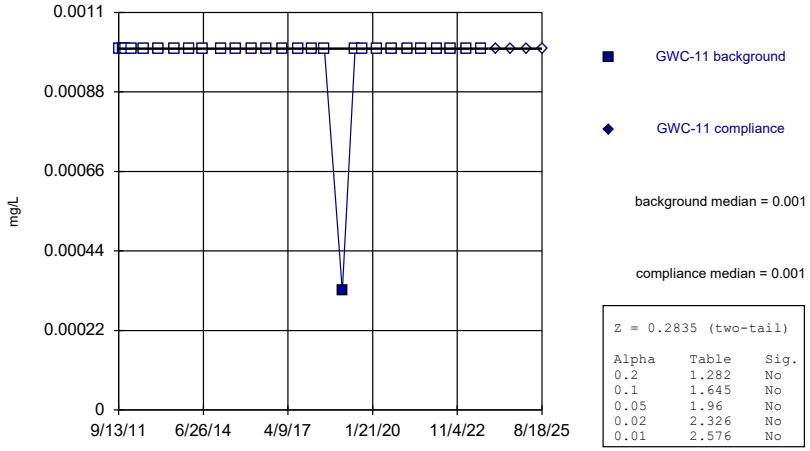


Z = 0.2835 (two-tail)

| Alpha | Table | Sig. |
|---|---|---|
| 0.2 | 1.282 | No |
| 0.1 | 1.645 | No |
| 0.05 | 1.96 | No |
| 0.02 | 2.326 | No |
| 0.01 | 2.576 | No |

Constituent: Silver Analysis Run 3/31/2026 4:59 AM View: Mann-Whitney
Plant Wansley Client: Southern Company Data: Wansley Landfill

Sanitas™ v.10.1.06 Software licensed to Groundwater Stats Consulting. UG
Hollow symbols indicate censored values.

## Mann-Whitney (Wilcoxon Rank Sum)

GWC-12

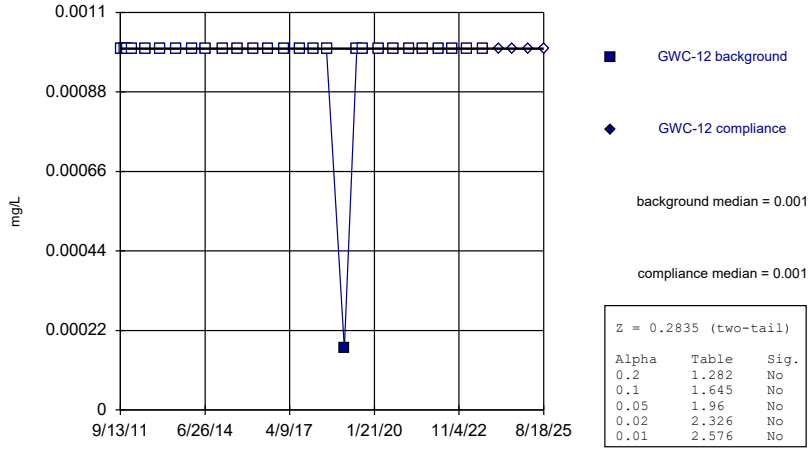


Z = 0.2835 (two-tail)

| Alpha | Table | Sig. |
|---|---|---|
| 0.2 | 1.282 | No |
| 0.1 | 1.645 | No |
| 0.05 | 1.96 | No |
| 0.02 | 2.326 | No |
| 0.01 | 2.576 | No |

Constituent: Silver Analysis Run 3/31/2026 4:59 AM View: Mann-Whitney
Plant Wansley Client: Southern Company Data: Wansley Landfill

Sanitas™ v.10.1.06 Software licensed to Groundwater Stats Consulting. UG
Hollow symbols indicate censored values.

## Mann-Whitney (Wilcoxon Rank Sum)

GWC-14

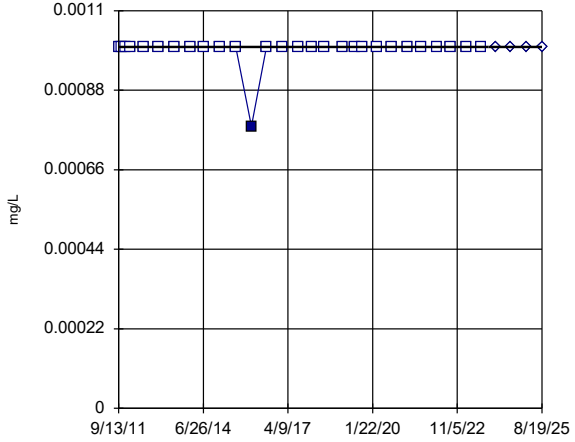


GWC-14 background

GWC-14 compliance

background median = 0.001

compliance median = 0.001

Z = 0.2835 (two-tail)

| Alpha | Table | Sig. |
|---|---|---|
| 0.2 | 1.282 | No |
| 0.1 | 1.645 | No |
| 0.05 | 1.96 | No |
| 0.02 | 2.326 | No |
| 0.01 | 2.576 | No |

Constituent: Silver Analysis Run 3/31/2026 4:59 AM View: Mann-Whitney
Plant Wansley Client: Southern Company Data: Wansley Landfill

Sanitas™ v.10.1.06 Software licensed to Groundwater Stats Consulting. UG
Hollow symbols indicate censored values.

## Mann-Whitney (Wilcoxon Rank Sum)

GWC-16

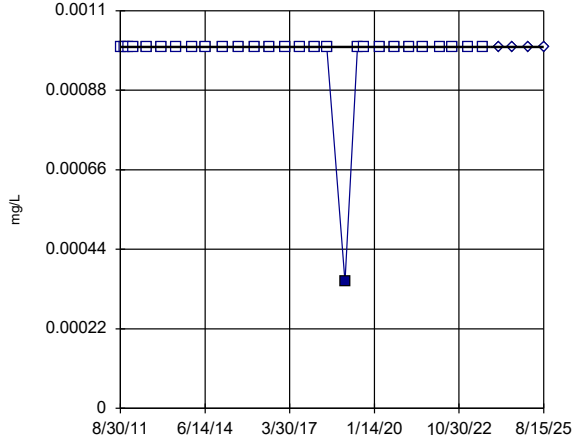


GWC-16 background

GWC-16 compliance

background median = 0.001

compliance median = 0.001

Z = 0.2835 (two-tail)

| Alpha | Table | Sig. |
|---|---|---|
| 0.2 | 1.282 | No |
| 0.1 | 1.645 | No |
| 0.05 | 1.96 | No |
| 0.02 | 2.326 | No |
| 0.01 | 2.576 | No |

Constituent: Silver Analysis Run 3/31/2026 4:59 AM View: Mann-Whitney
Plant Wansley Client: Southern Company Data: Wansley Landfill

Sanitas™ v.10.1.06 Software licensed to Groundwater Stats Consulting. UG
Hollow symbols indicate censored values.

## Mann-Whitney (Wilcoxon Rank Sum)

GWC-17

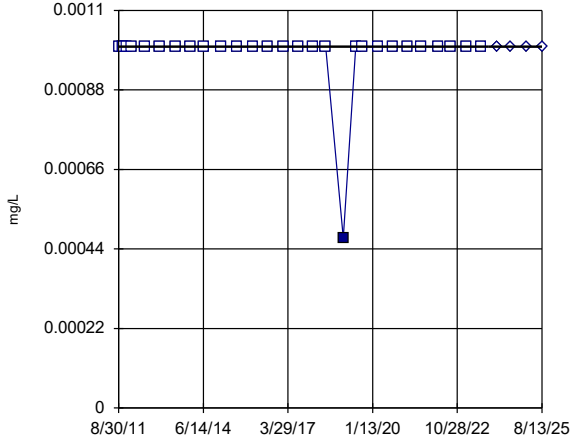


GWC-17 background

GWC-17 compliance

background median = 0.001

compliance median = 0.001

Z = 0.2785 (two-tail)

| Alpha | Table | Sig. |
|---|---|---|
| 0.2 | 1.282 | No |
| 0.1 | 1.645 | No |
| 0.05 | 1.96 | No |
| 0.02 | 2.326 | No |
| 0.01 | 2.576 | No |

Constituent: Silver Analysis Run 3/31/2026 4:59 AM View: Mann-Whitney
Plant Wansley Client: Southern Company Data: Wansley Landfill

Sanitas™ v.10.1.06 Software licensed to Groundwater Stats Consulting. UG
Hollow symbols indicate censored values.

## Mann-Whitney (Wilcoxon Rank Sum)

GWC-21

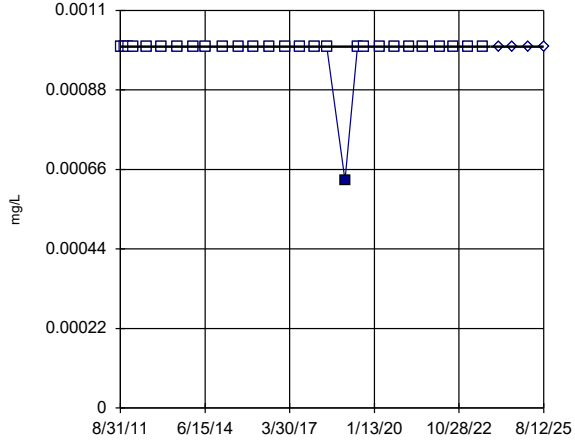


GWC-21 background

GWC-21 compliance

background median = 0.001

compliance median = 0.001

Z = 0.2835 (two-tail)

| Alpha | Table | Sig. |
|---|---|---|
| 0.2 | 1.282 | No |
| 0.1 | 1.645 | No |
| 0.05 | 1.96 | No |
| 0.02 | 2.326 | No |
| 0.01 | 2.576 | No |

Constituent: Silver Analysis Run 3/31/2026 4:59 AM View: Mann-Whitney
Plant Wansley Client: Southern Company Data: Wansley Landfill

Sanitas™ v.10.1.06 Software licensed to Groundwater Stats Consulting. UG
Hollow symbols indicate censored values.

## Mann-Whitney (Wilcoxon Rank Sum)

GWC-22

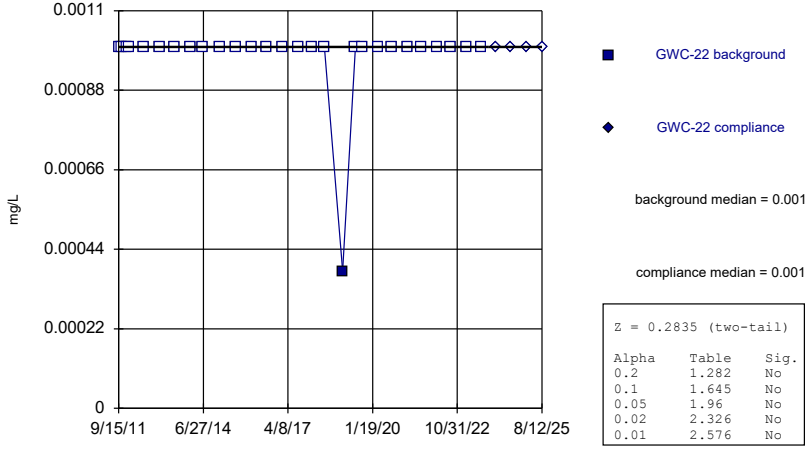


Z = 0.2835 (two-tail)

| Alpha | Table | Sig. |
|---|---|---|
| 0.2 | 1.282 | No |
| 0.1 | 1.645 | No |
| 0.05 | 1.96 | No |
| 0.02 | 2.326 | No |
| 0.01 | 2.576 | No |

Constituent: Silver Analysis Run 3/31/2026 4:59 AM View: Mann-Whitney
Plant Wansley Client: Southern Company Data: Wansley Landfill

Sanitas™ v.10.1.06 Software licensed to Groundwater Stats Consulting. UG
Hollow symbols indicate censored values.

## Mann-Whitney (Wilcoxon Rank Sum)

GWC-23

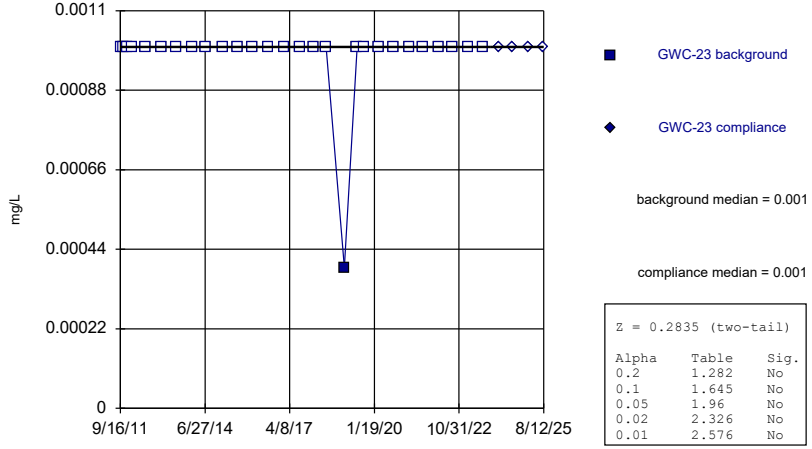


Z = 0.2835 (two-tail)

| Alpha | Table | Sig. |
|---|---|---|
| 0.2 | 1.282 | No |
| 0.1 | 1.645 | No |
| 0.05 | 1.96 | No |
| 0.02 | 2.326 | No |
| 0.01 | 2.576 | No |

Constituent: Silver Analysis Run 3/31/2026 4:59 AM View: Mann-Whitney
Plant Wansley Client: Southern Company Data: Wansley Landfill

Sanitas™ v.10.1.06 Software licensed to Groundwater Stats Consulting. UG
Hollow symbols indicate censored values.

## Mann-Whitney (Wilcoxon Rank Sum)

GWC-24

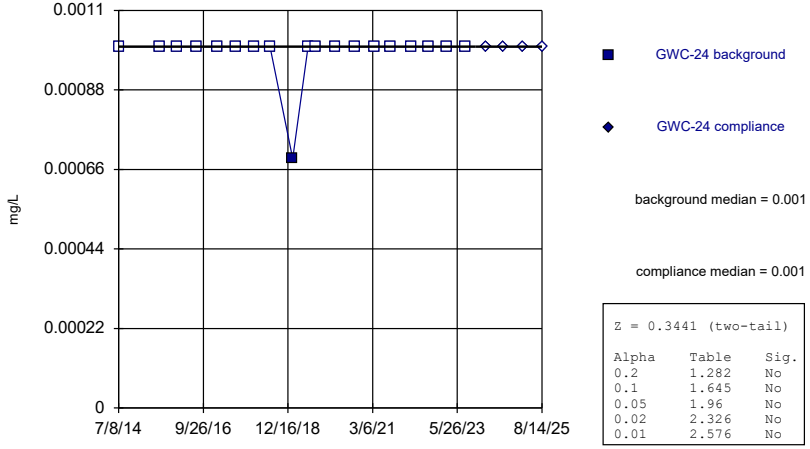


Z = 0.3441 (two-tail)

| Alpha | Table | Sig. |
|---|---|---|
| 0.2 | 1.282 | No |
| 0.1 | 1.645 | No |
| 0.05 | 1.96 | No |
| 0.02 | 2.326 | No |
| 0.01 | 2.576 | No |

Constituent: Silver Analysis Run 3/31/2026 4:59 AM View: Mann-Whitney
Plant Wansley Client: Southern Company Data: Wansley Landfill

Sanitas™ v.10.1.06 Software licensed to Groundwater Stats Consulting. UG
Hollow symbols indicate censored values.

## Mann-Whitney (Wilcoxon Rank Sum)

GWC-25

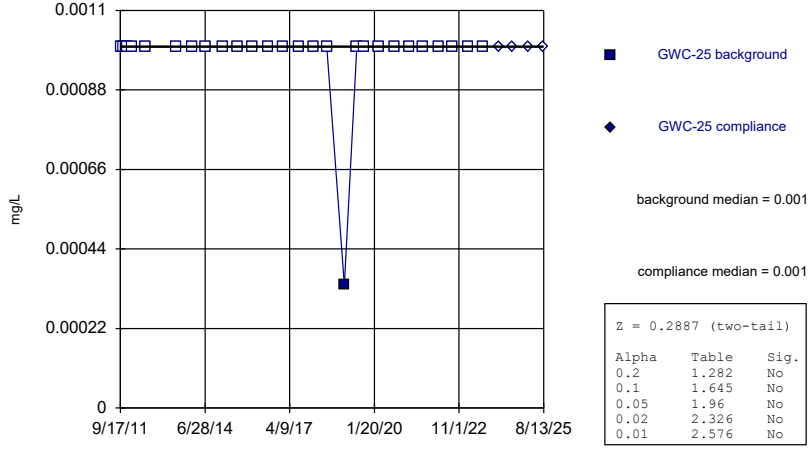


Z = 0.2887 (two-tail)

| Alpha | Table | Sig. |
|---|---|---|
| 0.2 | 1.282 | No |
| 0.1 | 1.645 | No |
| 0.05 | 1.96 | No |
| 0.02 | 2.326 | No |
| 0.01 | 2.576 | No |

Constituent: Silver Analysis Run 3/31/2026 4:59 AM View: Mann-Whitney
Plant Wansley Client: Southern Company Data: Wansley Landfill

Sanitas™ v.10.1.06 Software licensed to Groundwater Stats Consulting. UG
Hollow symbols indicate censored values.

## Mann-Whitney (Wilcoxon Rank Sum)

GWC-26

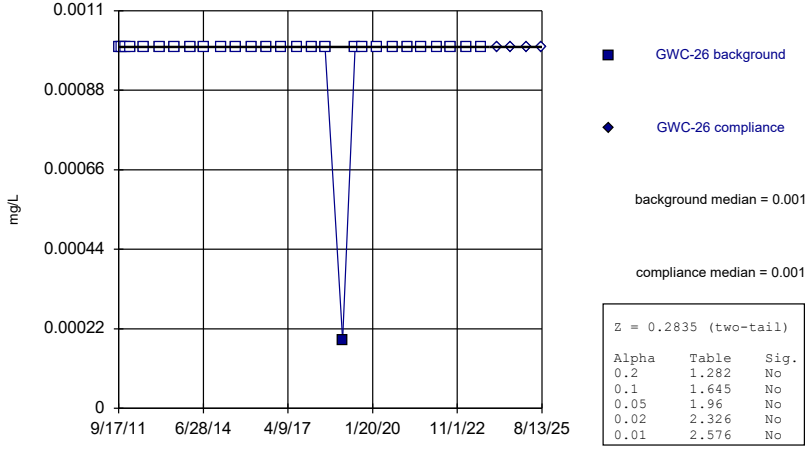


Constituent: Silver Analysis Run 3/31/2026 4:59 AM View: Mann-Whitney
Plant Wansley Client: Southern Company Data: Wansley Landfill

Sanitas™ v.10.1.06 Software licensed to Groundwater Stats Consulting. UG
Hollow symbols indicate censored values.

## Mann-Whitney (Wilcoxon Rank Sum)

GWC-27

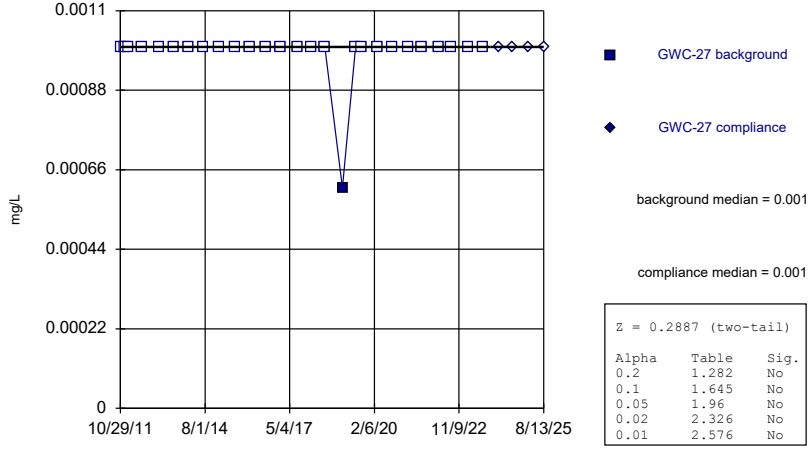


Constituent: Silver Analysis Run 3/31/2026 4:59 AM View: Mann-Whitney
Plant Wansley Client: Southern Company Data: Wansley Landfill

Sanitas™ v.10.1.06 Software licensed to Groundwater Stats Consulting. UG
Hollow symbols indicate censored values.

## Mann-Whitney (Wilcoxon Rank Sum)

GWC-31

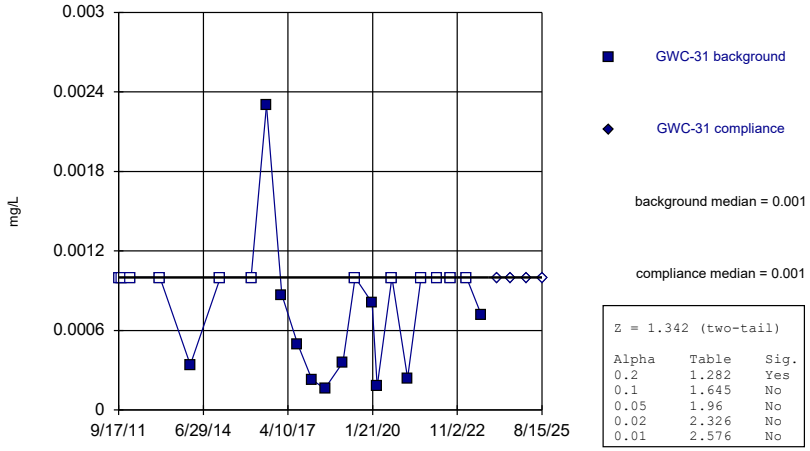


Constituent: Silver Analysis Run 3/31/2026 4:59 AM View: Mann-Whitney
Plant Wansley Client: Southern Company Data: Wansley Landfill

Sanitas™ v.10.1.06 Software licensed to Groundwater Stats Consulting. UG
Hollow symbols indicate censored values.

## Mann-Whitney (Wilcoxon Rank Sum)

GWC-32

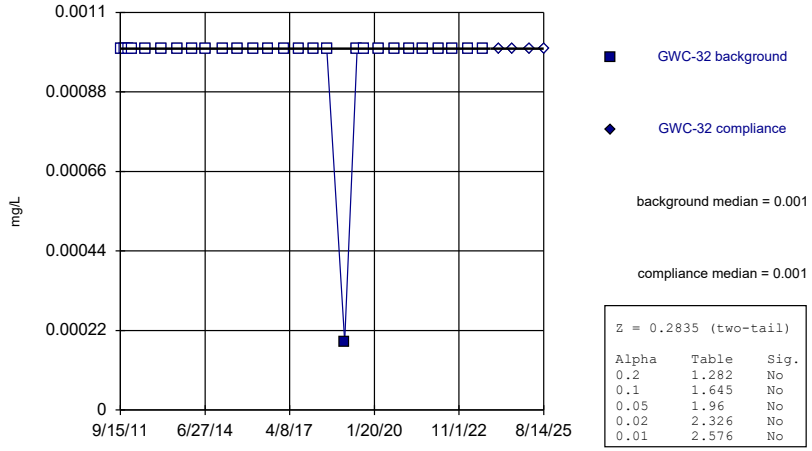


Constituent: Silver Analysis Run 3/31/2026 4:59 AM View: Mann-Whitney
Plant Wansley Client: Southern Company Data: Wansley Landfill

Sanitas™ v.10.1.06 Software licensed to Groundwater Stats Consulting. UG
Hollow symbols indicate censored values.

## Mann-Whitney (Wilcoxon Rank Sum)

GWC-33

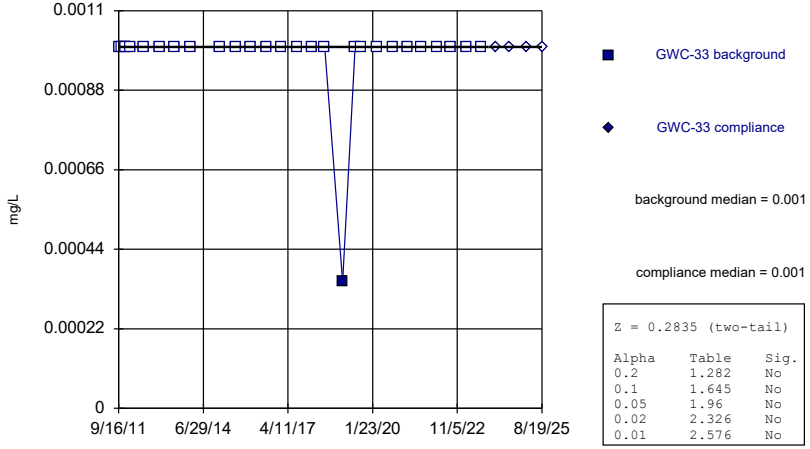


```
Z = 0.2835 (two-tail)

Alpha     Table     Sig.
0.2       1.282     No
0.1       1.645     No
0.05      1.96      No
0.02      2.326     No
0.01      2.576     No
```

Constituent: Silver  Analysis Run 3/31/2026 4:59 AM  View: Mann-Whitney
Plant Wansley  Client: Southern Company  Data: Wansley Landfill

Sanitas™ v.10.1.06 Software licensed to Groundwater Stats Consulting. UG
Hollow symbols indicate censored values.

## Mann-Whitney (Wilcoxon Rank Sum)

GWA-1 (bg)

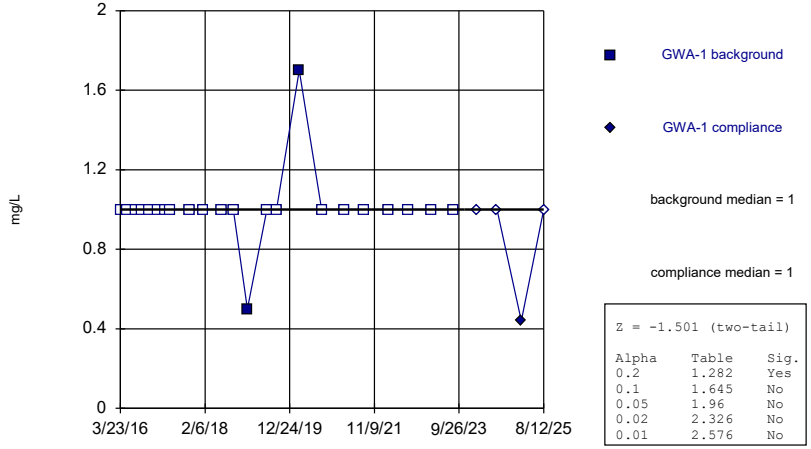


```
Z = -1.501 (two-tail)

Alpha     Table     Sig.
0.2       1.282     Yes
0.1       1.645     No
0.05      1.96      No
0.02      2.326     No
0.01      2.576     No
```

Constituent: Sulfate  Analysis Run 3/31/2026 4:59 AM  View: Mann-Whitney
Plant Wansley  Client: Southern Company  Data: Wansley Landfill

Sanitas™ v.10.1.06 Software licensed to Groundwater Stats Consulting. UG

## Mann-Whitney (Wilcoxon Rank Sum)

GWA-2 (bg)

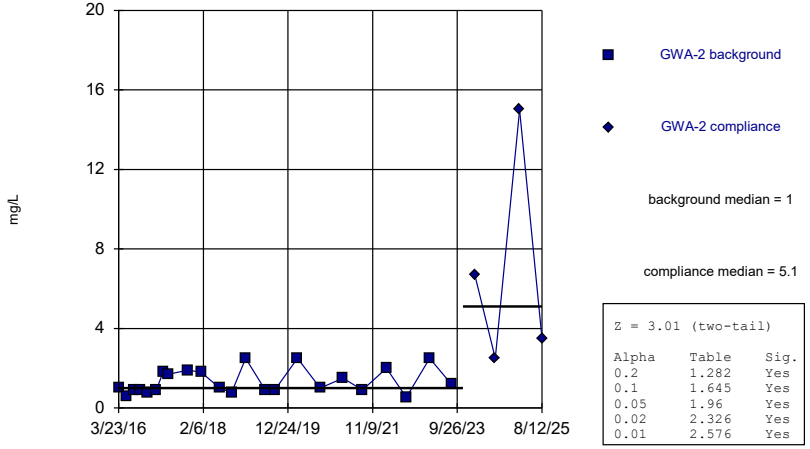


```
Z = 3.01 (two-tail)

Alpha     Table     Sig.
0.2       1.282     Yes
0.1       1.645     Yes
0.05      1.96      Yes
0.02      2.326     Yes
0.01      2.576     Yes
```

Constituent: Sulfate  Analysis Run 3/31/2026 4:59 AM  View: Mann-Whitney
Plant Wansley  Client: Southern Company  Data: Wansley Landfill

Sanitas™ v.10.1.06 Software licensed to Groundwater Stats Consulting. UG

## Mann-Whitney (Wilcoxon Rank Sum)

GWA-4 (bg)

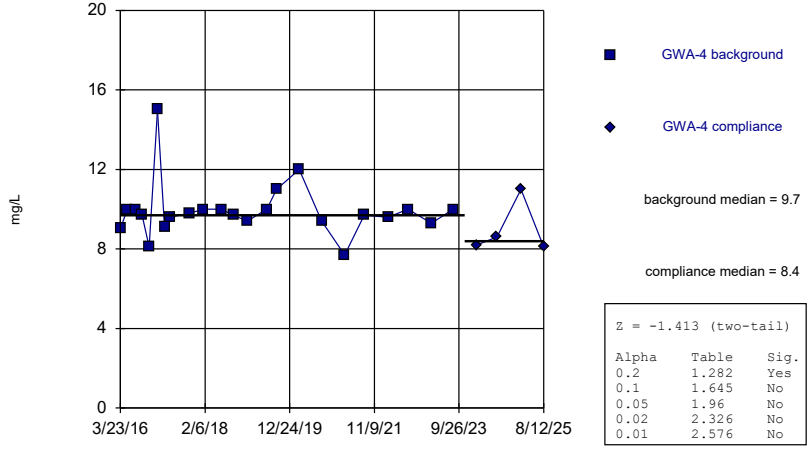


```
Z = -1.413 (two-tail)

Alpha     Table     Sig.
0.2       1.282     Yes
0.1       1.645     No
0.05      1.96      No
0.02      2.326     No
0.01      2.576     No
```

Constituent: Sulfate  Analysis Run 3/31/2026 4:59 AM  View: Mann-Whitney
Plant Wansley  Client: Southern Company  Data: Wansley Landfill

Sanitas™ v.10.1.06 Software licensed to Groundwater Stats Consulting. UG

Hollow symbols indicate censored values.

## Mann-Whitney (Wilcoxon Rank Sum)

GWA-28 (bg)

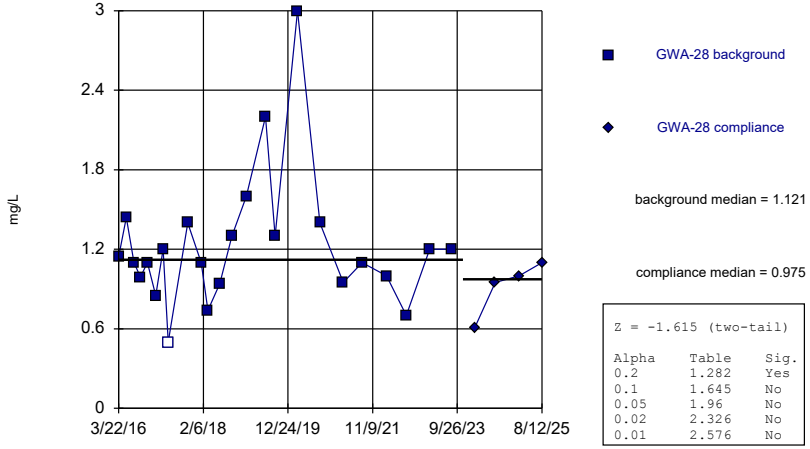


Z = -1.615 (two-tail)

| Alpha | Table | Sig. |
|---|---|---|
| 0.2 | 1.282 | Yes |
| 0.1 | 1.645 | No |
| 0.05 | 1.96 | No |
| 0.02 | 2.326 | No |
| 0.01 | 2.576 | No |

Constituent: Sulfate  Analysis Run 3/31/2026 4:59 AM  View: Mann-Whitney

Plant Wansley  Client: Southern Company  Data: Wansley Landfill

Sanitas™ v.10.1.06 Software licensed to Groundwater Stats Consulting. UG

## Mann-Whitney (Wilcoxon Rank Sum)

GWA-29 (bg)

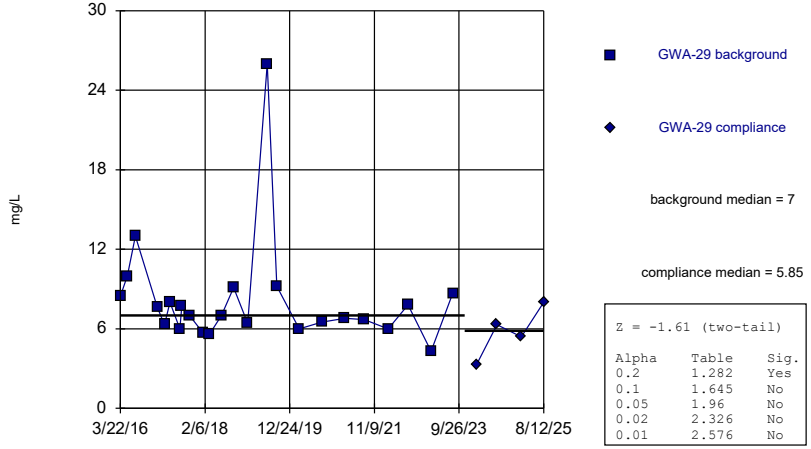


Z = -1.61 (two-tail)

| Alpha | Table | Sig. |
|---|---|---|
| 0.2 | 1.282 | Yes |
| 0.1 | 1.645 | No |
| 0.05 | 1.96 | No |
| 0.02 | 2.326 | No |
| 0.01 | 2.576 | No |

Constituent: Sulfate  Analysis Run 3/31/2026 4:59 AM  View: Mann-Whitney

Plant Wansley  Client: Southern Company  Data: Wansley Landfill

Sanitas™ v.10.1.06 Software licensed to Groundwater Stats Consulting. UG

## Mann-Whitney (Wilcoxon Rank Sum)

GWC-5

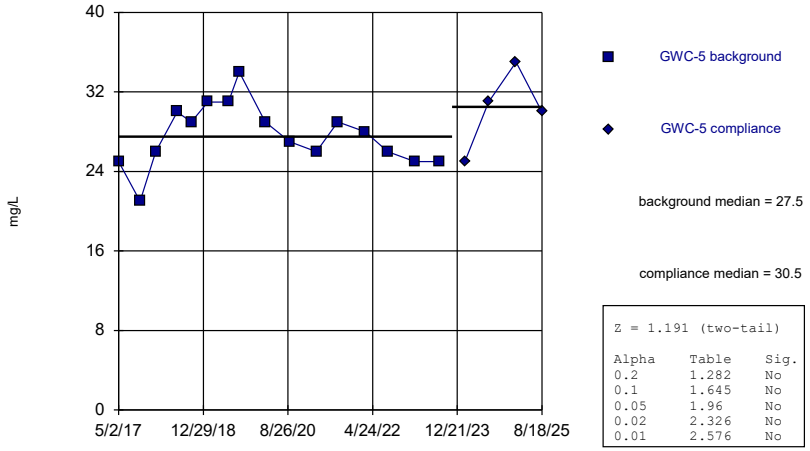


Z = 1.191 (two-tail)

| Alpha | Table | Sig. |
|---|---|---|
| 0.2 | 1.282 | No |
| 0.1 | 1.645 | No |
| 0.05 | 1.96 | No |
| 0.02 | 2.326 | No |
| 0.01 | 2.576 | No |

Constituent: Sulfate  Analysis Run 3/31/2026 4:59 AM  View: Mann-Whitney

Plant Wansley  Client: Southern Company  Data: Wansley Landfill

Sanitas™ v.10.1.06 Software licensed to Groundwater Stats Consulting. UG

## Mann-Whitney (Wilcoxon Rank Sum)

GWC-6

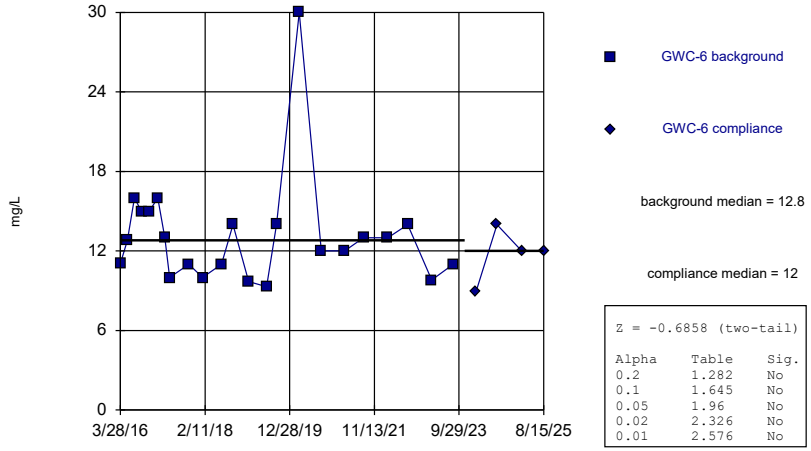


Z = -0.6858 (two-tail)

| Alpha | Table | Sig. |
|---|---|---|
| 0.2 | 1.282 | No |
| 0.1 | 1.645 | No |
| 0.05 | 1.96 | No |
| 0.02 | 2.326 | No |
| 0.01 | 2.576 | No |

Constituent: Sulfate  Analysis Run 3/31/2026 4:59 AM  View: Mann-Whitney

Plant Wansley  Client: Southern Company  Data: Wansley Landfill

Sanitas™ v.10.1.06 Software licensed to Groundwater Stats Consulting. UG

## Mann-Whitney (Wilcoxon Rank Sum)

GWC-7

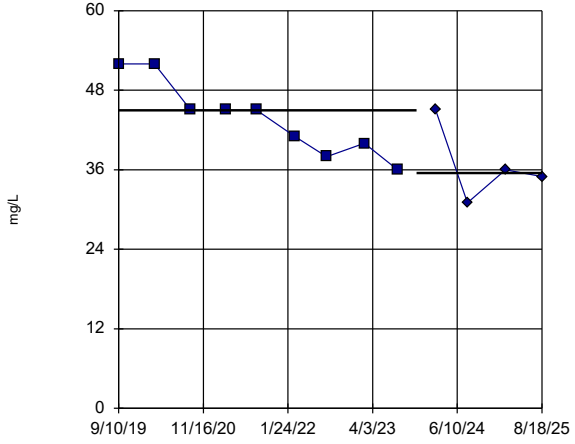


GWC-7 background

GWC-7 compliance

background median = 45

compliance median = 35.5

Z = -1.961 (two-tail)

| Alpha | Table | Sig. |
|---|---|---|
| 0.2 | 1.282 | Yes |
| 0.1 | 1.645 | Yes |
| 0.05 | 1.96 | Yes |
| 0.02 | 2.326 | No |
| 0.01 | 2.576 | No |

Constituent: Sulfate Analysis Run 3/31/2026 4:59 AM View: Mann-Whitney
Plant Wansley Client: Southern Company Data: Wansley Landfill

Sanitas™ v.10.1.06 Software licensed to Groundwater Stats Consulting. UG

## Mann-Whitney (Wilcoxon Rank Sum)

GWC-8

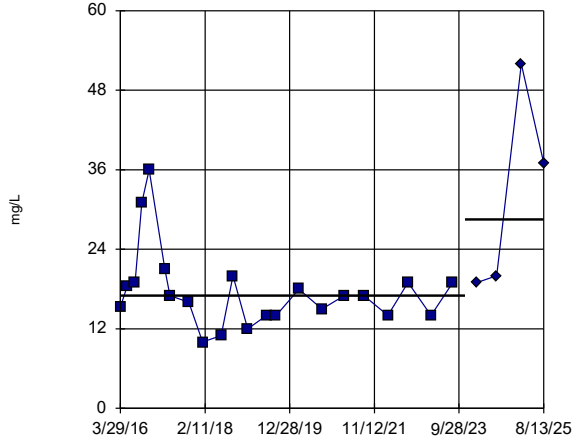


GWC-8 background

GWC-8 compliance

background median = 17

compliance median = 28.5

Z = 2.462 (two-tail)

| Alpha | Table | Sig. |
|---|---|---|
| 0.2 | 1.282 | Yes |
| 0.1 | 1.645 | Yes |
| 0.05 | 1.96 | Yes |
| 0.02 | 2.326 | Yes |
| 0.01 | 2.576 | No |

Constituent: Sulfate Analysis Run 3/31/2026 4:59 AM View: Mann-Whitney
Plant Wansley Client: Southern Company Data: Wansley Landfill

Sanitas™ v.10.1.06 Software licensed to Groundwater Stats Consulting. UG

## Mann-Whitney (Wilcoxon Rank Sum)

GWC-9

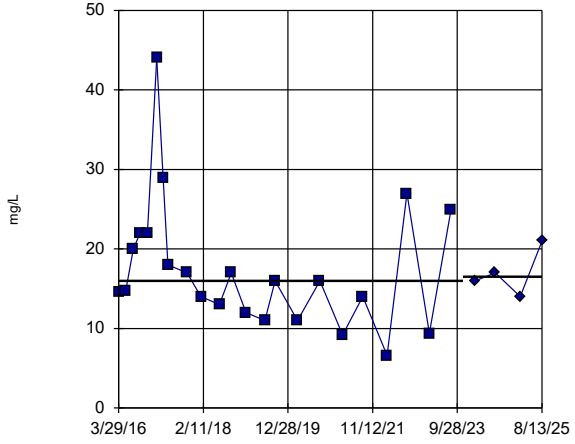


GWC-9 background

GWC-9 compliance

background median = 16

compliance median = 16.5

Z = 0.3078 (two-tail)

| Alpha | Table | Sig. |
|---|---|---|
| 0.2 | 1.282 | No |
| 0.1 | 1.645 | No |
| 0.05 | 1.96 | No |
| 0.02 | 2.326 | No |
| 0.01 | 2.576 | No |

Constituent: Sulfate Analysis Run 3/31/2026 4:59 AM View: Mann-Whitney
Plant Wansley Client: Southern Company Data: Wansley Landfill

Sanitas™ v.10.1.06 Software licensed to Groundwater Stats Consulting. UG

## Mann-Whitney (Wilcoxon Rank Sum)

GWC-10

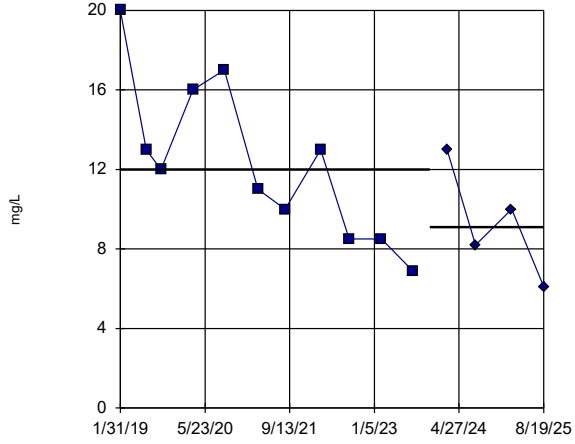


GWC-10 background

GWC-10 compliance

background median = 12

compliance median = 9.1

Z = -1.444 (two-tail)

| Alpha | Table | Sig. |
|---|---|---|
| 0.2 | 1.282 | Yes |
| 0.1 | 1.645 | No |
| 0.05 | 1.96 | No |
| 0.02 | 2.326 | No |
| 0.01 | 2.576 | No |

Constituent: Sulfate Analysis Run 3/31/2026 4:59 AM View: Mann-Whitney
Plant Wansley Client: Southern Company Data: Wansley Landfill

Sanitas™ v.10.1.06 Software licensed to Groundwater Stats Consulting. UG

Hollow symbols indicate censored values.

## Mann-Whitney (Wilcoxon Rank Sum)

GWC-11

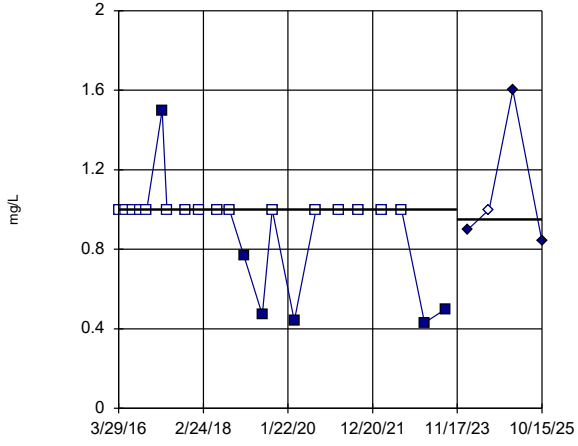


GWC-11 background

GWC-11 compliance

background median = 1

compliance median = 0.95

Z = 0.04185 (two-tail)

| Alpha | Table | Sig. |
|---|---|---|
| 0.2 | 1.282 | No |
| 0.1 | 1.645 | No |
| 0.05 | 1.96 | No |
| 0.02 | 2.326 | No |
| 0.01 | 2.576 | No |

Constituent: Sulfate  Analysis Run 3/31/2026 4:59 AM  View: Mann-Whitney

Plant Wansley  Client: Southern Company  Data: Wansley Landfill

Sanitas™ v.10.1.06 Software licensed to Groundwater Stats Consulting. UG

## Mann-Whitney (Wilcoxon Rank Sum)

GWC-12

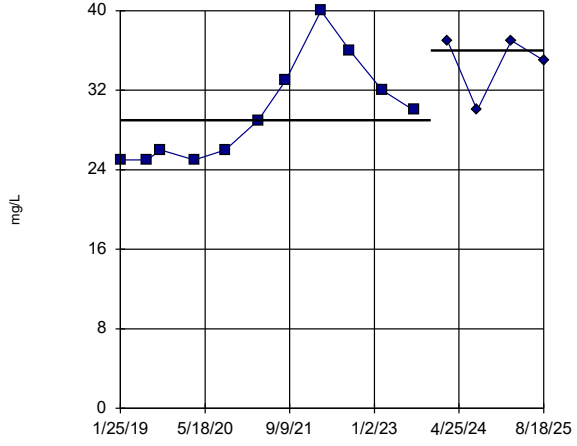


GWC-12 background

GWC-12 compliance

background median = 29

compliance median = 36

Z = 1.708 (two-tail)

| Alpha | Table | Sig. |
|---|---|---|
| 0.2 | 1.282 | Yes |
| 0.1 | 1.645 | Yes |
| 0.05 | 1.96 | No |
| 0.02 | 2.326 | No |
| 0.01 | 2.576 | No |

Constituent: Sulfate  Analysis Run 3/31/2026 4:59 AM  View: Mann-Whitney

Plant Wansley  Client: Southern Company  Data: Wansley Landfill

Sanitas™ v.10.1.06 Software licensed to Groundwater Stats Consulting. UG

## Mann-Whitney (Wilcoxon Rank Sum)

GWC-13

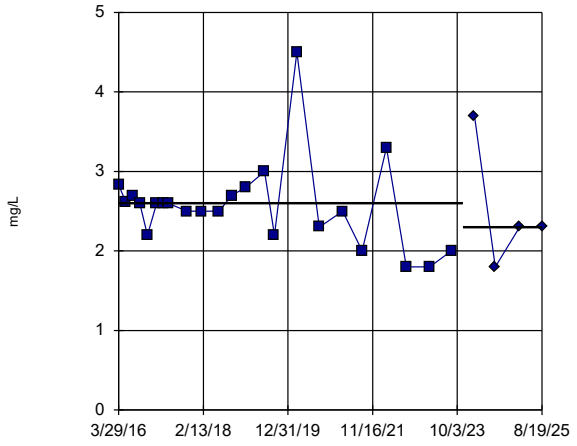


GWC-13 background

GWC-13 compliance

background median = 2.6

compliance median = 2.3

Z = -0.7201 (two-tail)

| Alpha | Table | Sig. |
|---|---|---|
| 0.2 | 1.282 | No |
| 0.1 | 1.645 | No |
| 0.05 | 1.96 | No |
| 0.02 | 2.326 | No |
| 0.01 | 2.576 | No |

Constituent: Sulfate  Analysis Run 3/31/2026 4:59 AM  View: Mann-Whitney

Plant Wansley  Client: Southern Company  Data: Wansley Landfill

Sanitas™ v.10.1.06 Software licensed to Groundwater Stats Consulting. UG

## Mann-Whitney (Wilcoxon Rank Sum)

GWC-14

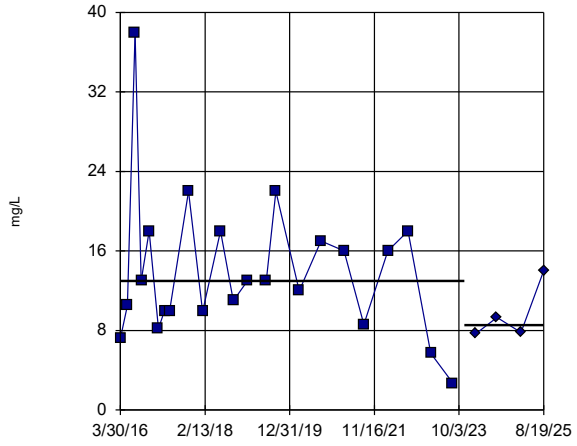


GWC-14 background

GWC-14 compliance

background median = 13

compliance median = 8.55

Z = -1.47 (two-tail)

| Alpha | Table | Sig. |
|---|---|---|
| 0.2 | 1.282 | Yes |
| 0.1 | 1.645 | No |
| 0.05 | 1.96 | No |
| 0.02 | 2.326 | No |
| 0.01 | 2.576 | No |

Constituent: Sulfate  Analysis Run 3/31/2026 4:59 AM  View: Mann-Whitney

Plant Wansley  Client: Southern Company  Data: Wansley Landfill

Sanitas™ v.10.1.06 Software licensed to Groundwater Stats Consulting. UG

## Mann-Whitney (Wilcoxon Rank Sum)

GWC-15

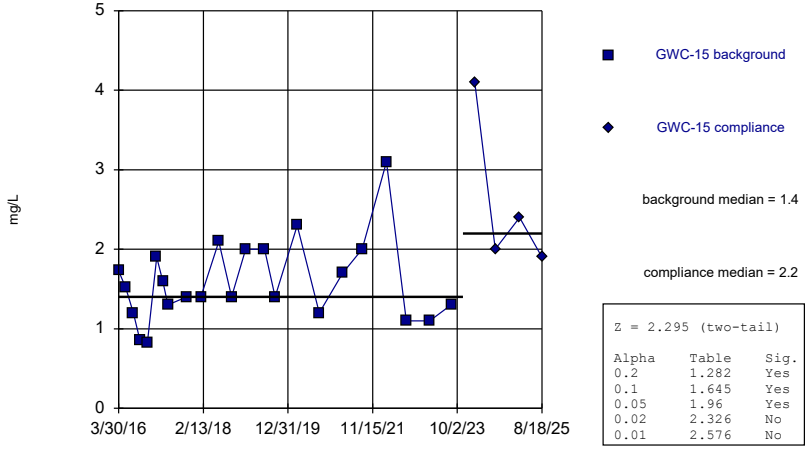


Z = 2.295 (two-tail)

| Alpha | Table | Sig. |
|---|---|---|
| 0.2 | 1.282 | Yes |
| 0.1 | 1.645 | Yes |
| 0.05 | 1.96 | Yes |
| 0.02 | 2.326 | No |
| 0.01 | 2.576 | No |

Constituent: Sulfate  Analysis Run 3/31/2026 4:59 AM  View: Mann-Whitney
Plant Wansley  Client: Southern Company  Data: Wansley Landfill

Sanitas™ v.10.1.06 Software licensed to Groundwater Stats Consulting. UG
Hollow symbols indicate censored values.

## Mann-Whitney (Wilcoxon Rank Sum)

GWC-16

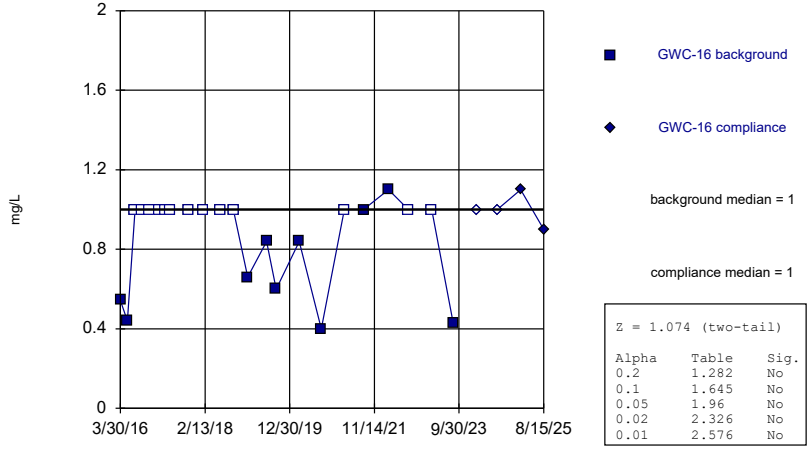


Z = 1.074 (two-tail)

| Alpha | Table | Sig. |
|---|---|---|
| 0.2 | 1.282 | No |
| 0.1 | 1.645 | No |
| 0.05 | 1.96 | No |
| 0.02 | 2.326 | No |
| 0.01 | 2.576 | No |

Constituent: Sulfate  Analysis Run 3/31/2026 4:59 AM  View: Mann-Whitney
Plant Wansley  Client: Southern Company  Data: Wansley Landfill

Sanitas™ v.10.1.06 Software licensed to Groundwater Stats Consulting. UG
Hollow symbols indicate censored values.

## Mann-Whitney (Wilcoxon Rank Sum)

GWC-17

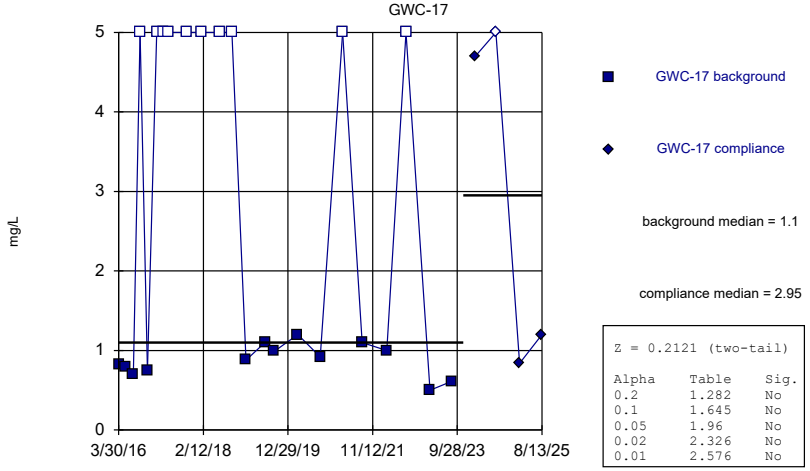


Z = 0.2121 (two-tail)

| Alpha | Table | Sig. |
|---|---|---|
| 0.2 | 1.282 | No |
| 0.1 | 1.645 | No |
| 0.05 | 1.96 | No |
| 0.02 | 2.326 | No |
| 0.01 | 2.576 | No |

Constituent: Sulfate  Analysis Run 3/31/2026 4:59 AM  View: Mann-Whitney
Plant Wansley  Client: Southern Company  Data: Wansley Landfill

Sanitas™ v.10.1.06 Software licensed to Groundwater Stats Consulting. UG
Hollow symbols indicate censored values.

## Mann-Whitney (Wilcoxon Rank Sum)

GWC-18

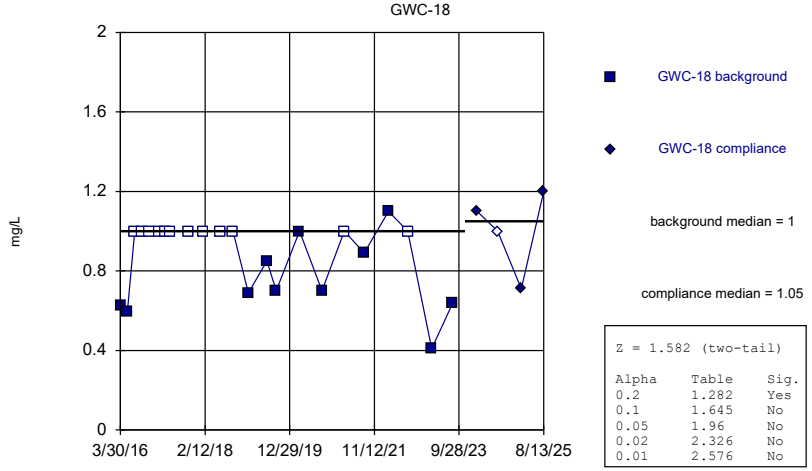


Z = 1.582 (two-tail)

| Alpha | Table | Sig. |
|---|---|---|
| 0.2 | 1.282 | Yes |
| 0.1 | 1.645 | No |
| 0.05 | 1.96 | No |
| 0.02 | 2.326 | No |
| 0.01 | 2.576 | No |

Constituent: Sulfate  Analysis Run 3/31/2026 4:59 AM  View: Mann-Whitney
Plant Wansley  Client: Southern Company  Data: Wansley Landfill

Sanitas™ v.10.1.06 Software licensed to Groundwater Stats Consulting. UG
Hollow symbols indicate censored values.

## Mann-Whitney (Wilcoxon Rank Sum)

GWC-19

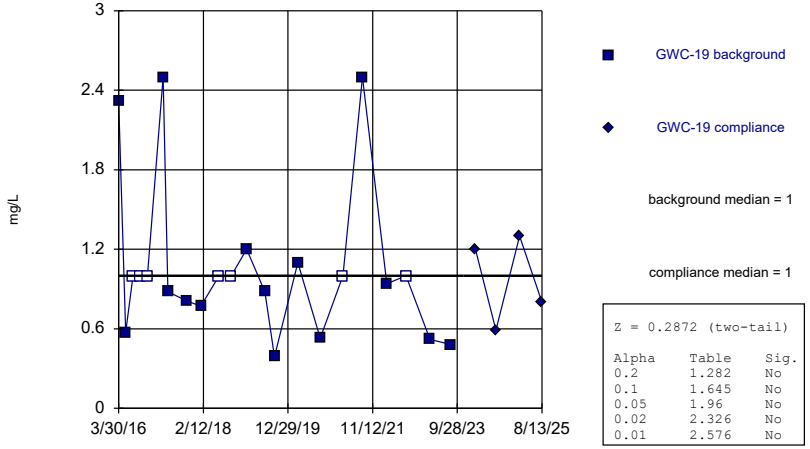


```
Z = 0.2872 (two-tail)

Alpha     Table     Sig.
0.2       1.282     No
0.1       1.645     No
0.05      1.96      No
0.02      2.326     No
0.01      2.576     No
```

Constituent: Sulfate  Analysis Run 3/31/2026 4:59 AM  View: Mann-Whitney
Plant Wansley  Client: Southern Company  Data: Wansley Landfill

Sanitas™ v.10.1.06 Software licensed to Groundwater Stats Consulting. UG
Hollow symbols indicate censored values.

## Mann-Whitney (Wilcoxon Rank Sum)

GWC-20

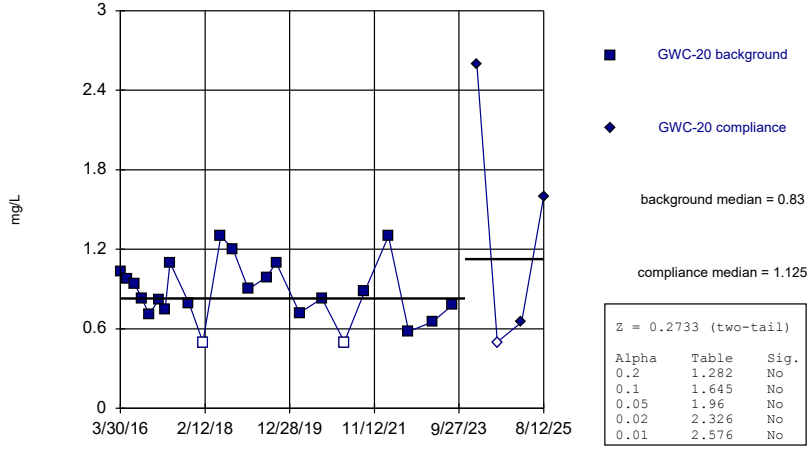


```
Z = 0.2733 (two-tail)

Alpha     Table     Sig.
0.2       1.282     No
0.1       1.645     No
0.05      1.96      No
0.02      2.326     No
0.01      2.576     No
```

Constituent: Sulfate  Analysis Run 3/31/2026 4:59 AM  View: Mann-Whitney
Plant Wansley  Client: Southern Company  Data: Wansley Landfill

Sanitas™ v.10.1.06 Software licensed to Groundwater Stats Consulting. UG
Hollow symbols indicate censored values.

## Mann-Whitney (Wilcoxon Rank Sum)

GWC-21

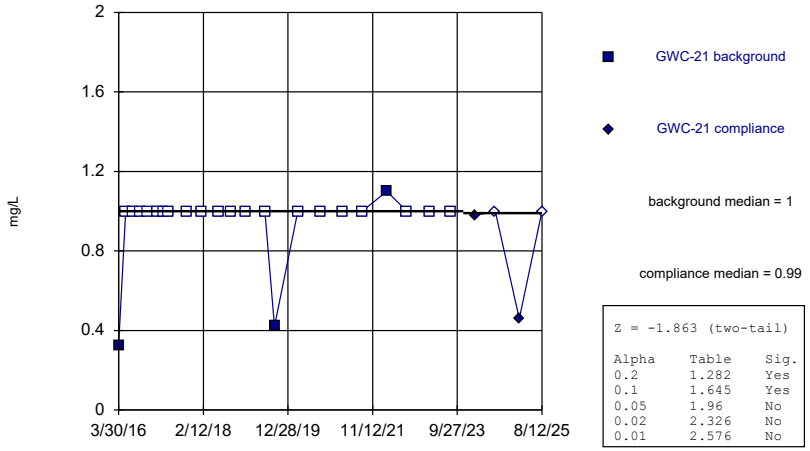


```
Z = -1.863 (two-tail)

Alpha     Table     Sig.
0.2       1.282     Yes
0.1       1.645     Yes
0.05      1.96      No
0.02      2.326     No
0.01      2.576     No
```

Constituent: Sulfate  Analysis Run 3/31/2026 4:59 AM  View: Mann-Whitney
Plant Wansley  Client: Southern Company  Data: Wansley Landfill

Sanitas™ v.10.1.06 Software licensed to Groundwater Stats Consulting. UG
Hollow symbols indicate censored values.

## Mann-Whitney (Wilcoxon Rank Sum)

GWC-22

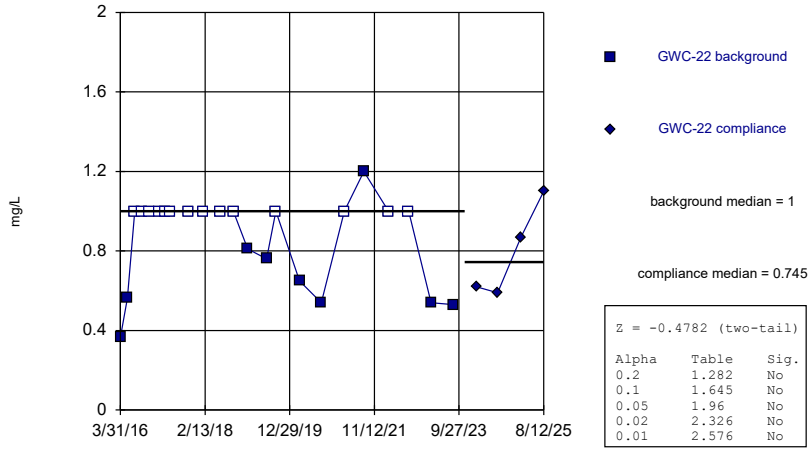


```
Z = -0.4782 (two-tail)

Alpha     Table     Sig.
0.2       1.282     No
0.1       1.645     No
0.05      1.96      No
0.02      2.326     No
0.01      2.576     No
```

Constituent: Sulfate  Analysis Run 3/31/2026 4:59 AM  View: Mann-Whitney
Plant Wansley  Client: Southern Company  Data: Wansley Landfill

Sanitas™ v.10.1.06 Software licensed to Groundwater Stats Consulting. UG
Hollow symbols indicate censored values.

## Mann-Whitney (Wilcoxon Rank Sum)

GWC-23

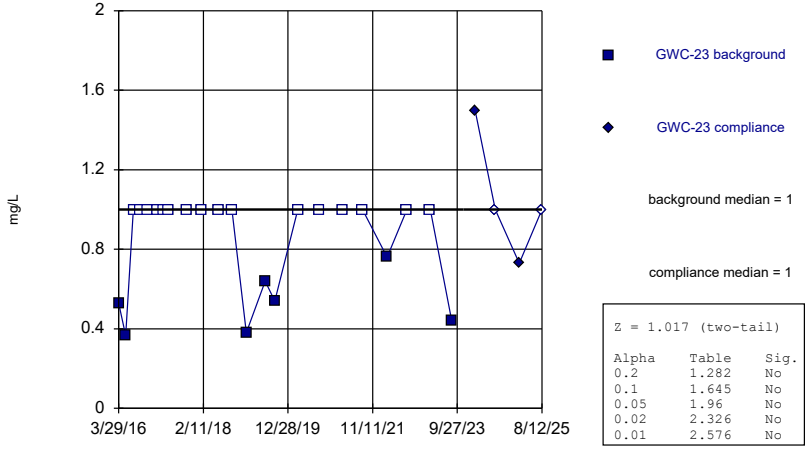


Z = 1.017 (two-tail)

| Alpha | Table | Sig. |
|---|---|---|
| 0.2 | 1.282 | No |
| 0.1 | 1.645 | No |
| 0.05 | 1.96 | No |
| 0.02 | 2.326 | No |
| 0.01 | 2.576 | No |

Constituent: Sulfate  Analysis Run 3/31/2026 4:59 AM  View: Mann-Whitney
Plant Wansley  Client: Southern Company  Data: Wansley Landfill

Sanitas™ v.10.1.06 Software licensed to Groundwater Stats Consulting. UG
Hollow symbols indicate censored values.

## Mann-Whitney (Wilcoxon Rank Sum)

GWC-24

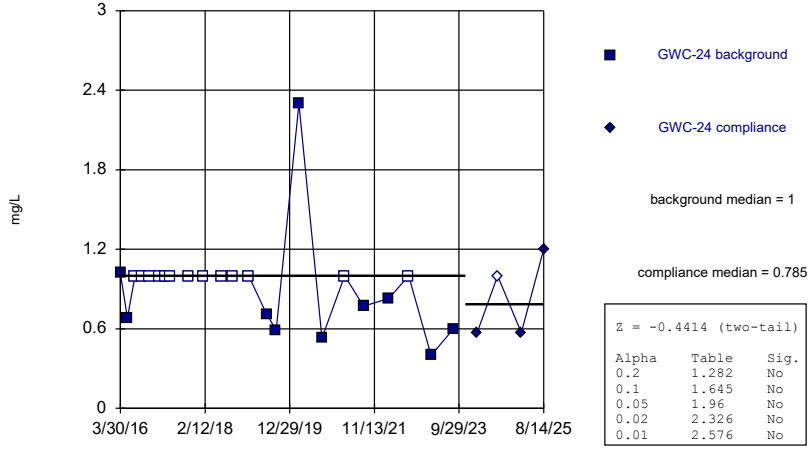


Z = -0.4414 (two-tail)

| Alpha | Table | Sig. |
|---|---|---|
| 0.2 | 1.282 | No |
| 0.1 | 1.645 | No |
| 0.05 | 1.96 | No |
| 0.02 | 2.326 | No |
| 0.01 | 2.576 | No |

Constituent: Sulfate  Analysis Run 3/31/2026 4:59 AM  View: Mann-Whitney
Plant Wansley  Client: Southern Company  Data: Wansley Landfill

Sanitas™ v.10.1.06 Software licensed to Groundwater Stats Consulting. UG

## Mann-Whitney (Wilcoxon Rank Sum)

GWC-25

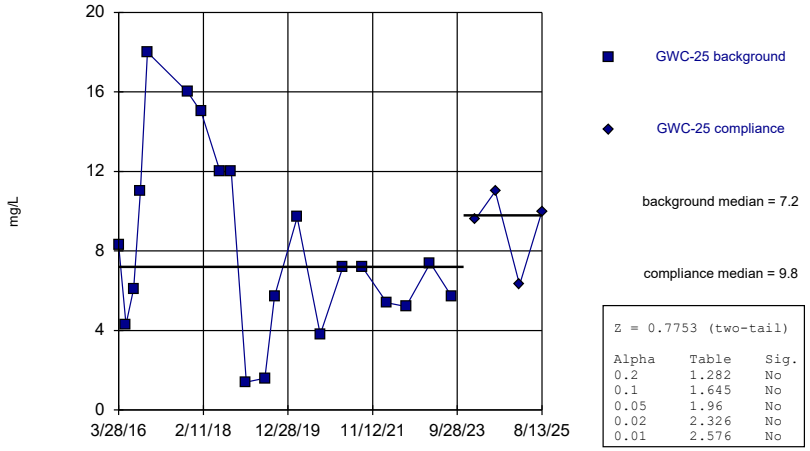


Z = 0.7753 (two-tail)

| Alpha | Table | Sig. |
|---|---|---|
| 0.2 | 1.282 | No |
| 0.1 | 1.645 | No |
| 0.05 | 1.96 | No |
| 0.02 | 2.326 | No |
| 0.01 | 2.576 | No |

Constituent: Sulfate  Analysis Run 3/31/2026 5:00 AM  View: Mann-Whitney
Plant Wansley  Client: Southern Company  Data: Wansley Landfill

Sanitas™ v.10.1.06 Software licensed to Groundwater Stats Consulting. UG
Hollow symbols indicate censored values.

## Mann-Whitney (Wilcoxon Rank Sum)

GWC-26

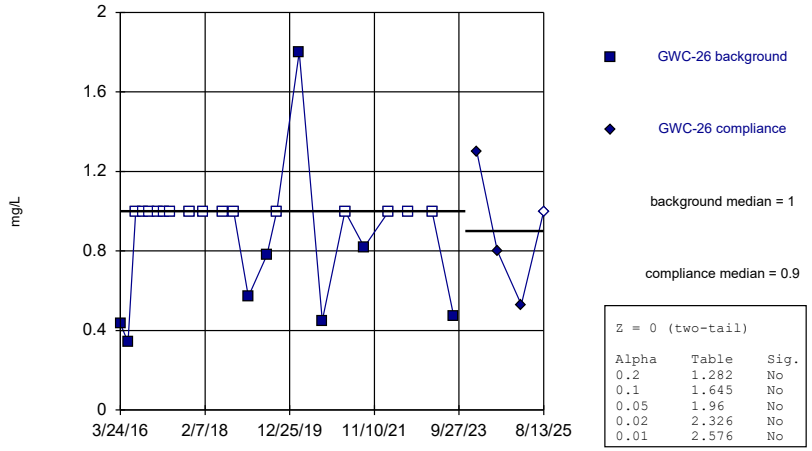


Z = 0 (two-tail)

| Alpha | Table | Sig. |
|---|---|---|
| 0.2 | 1.282 | No |
| 0.1 | 1.645 | No |
| 0.05 | 1.96 | No |
| 0.02 | 2.326 | No |
| 0.01 | 2.576 | No |

Constituent: Sulfate  Analysis Run 3/31/2026 5:00 AM  View: Mann-Whitney
Plant Wansley  Client: Southern Company  Data: Wansley Landfill

Sanitas™ v.10.1.06 Software licensed to Groundwater Stats Consulting. UG
Hollow symbols indicate censored values.

## Mann-Whitney (Wilcoxon Rank Sum)

GWC-27

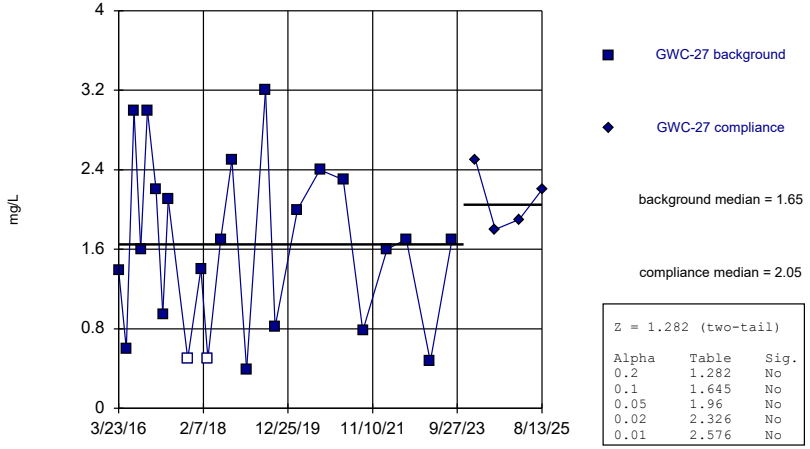


Z = 1.282 (two-tail)

| Alpha | Table | Sig. |
|---|---|---|
| 0.2 | 1.282 | No |
| 0.1 | 1.645 | No |
| 0.05 | 1.96 | No |
| 0.02 | 2.326 | No |
| 0.01 | 2.576 | No |

Constituent: Sulfate  Analysis Run 3/31/2026 5:00 AM  View: Mann-Whitney
Plant Wansley  Client: Southern Company  Data: Wansley Landfill

Sanitas™ v.10.1.06 Software licensed to Groundwater Stats Consulting. UG

## Mann-Whitney (Wilcoxon Rank Sum)

GWC-30

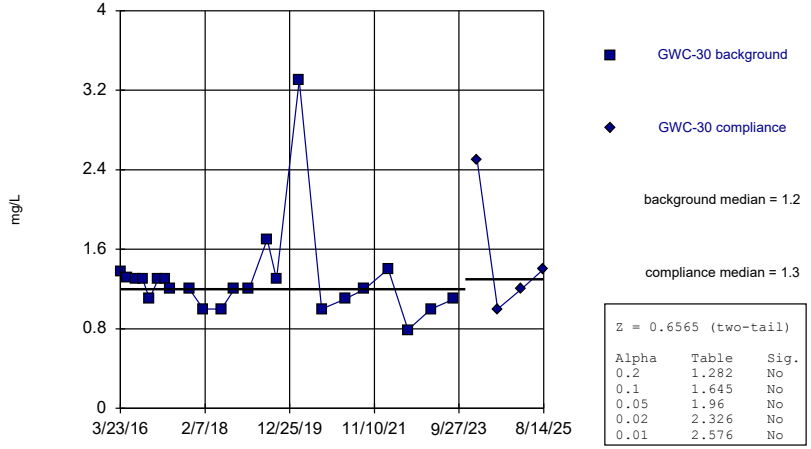


Z = 0.6565 (two-tail)

| Alpha | Table | Sig. |
|---|---|---|
| 0.2 | 1.282 | No |
| 0.1 | 1.645 | No |
| 0.05 | 1.96 | No |
| 0.02 | 2.326 | No |
| 0.01 | 2.576 | No |

Constituent: Sulfate  Analysis Run 3/31/2026 5:00 AM  View: Mann-Whitney
Plant Wansley  Client: Southern Company  Data: Wansley Landfill

Sanitas™ v.10.1.06 Software licensed to Groundwater Stats Consulting. UG

## Mann-Whitney (Wilcoxon Rank Sum)

GWC-31

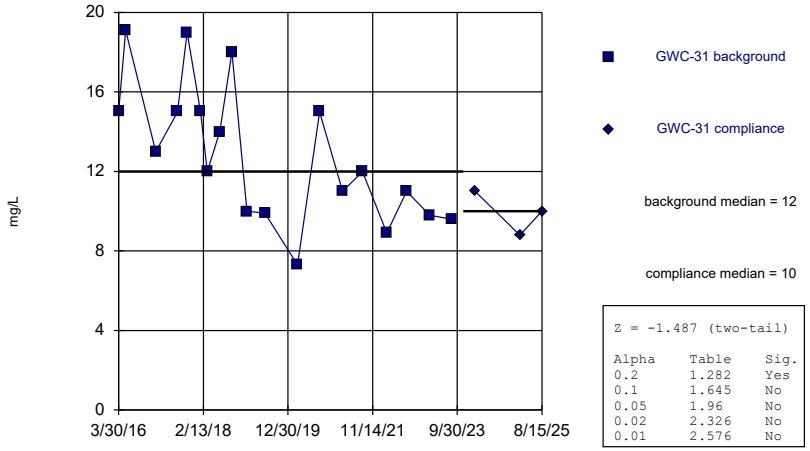


Z = -1.487 (two-tail)

| Alpha | Table | Sig. |
|---|---|---|
| 0.2 | 1.282 | Yes |
| 0.1 | 1.645 | No |
| 0.05 | 1.96 | No |
| 0.02 | 2.326 | No |
| 0.01 | 2.576 | No |

Constituent: Sulfate  Analysis Run 3/31/2026 5:00 AM  View: Mann-Whitney
Plant Wansley  Client: Southern Company  Data: Wansley Landfill

Sanitas™ v.10.1.06 Software licensed to Groundwater Stats Consulting. UG

## Mann-Whitney (Wilcoxon Rank Sum)

GWC-32

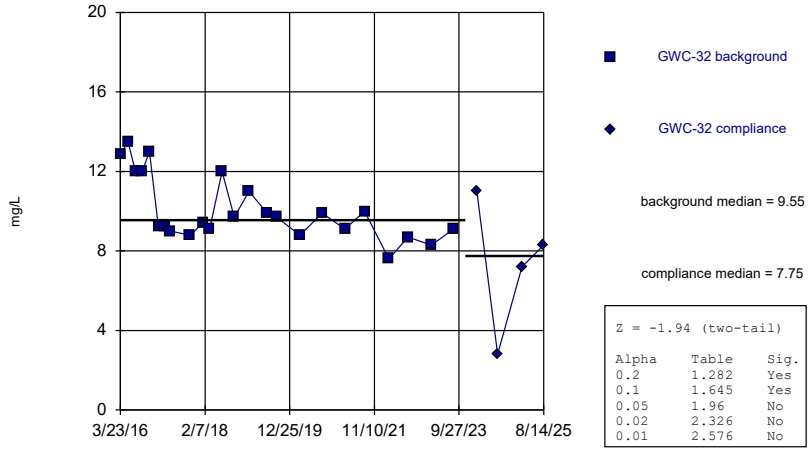


Z = -1.94 (two-tail)

| Alpha | Table | Sig. |
|---|---|---|
| 0.2 | 1.282 | Yes |
| 0.1 | 1.645 | Yes |
| 0.05 | 1.96 | No |
| 0.02 | 2.326 | No |
| 0.01 | 2.576 | No |

Constituent: Sulfate  Analysis Run 3/31/2026 5:00 AM  View: Mann-Whitney
Plant Wansley  Client: Southern Company  Data: Wansley Landfill

Sanitas™ v.10.1.06 Software licensed to Groundwater Stats Consulting. UG

## Mann-Whitney (Wilcoxon Rank Sum)

GWC-33

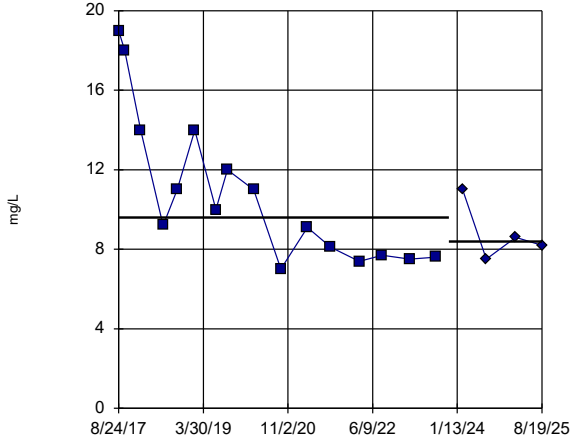


GWC-33 background

GWC-33 compliance

background median = 9.6

compliance median = 8.4

Z = -0.7576 (two-tail)

| Alpha | Table | Sig. |
|---|---|---|
| 0.2 | 1.282 | No |
| 0.1 | 1.645 | No |
| 0.05 | 1.96 | No |
| 0.02 | 2.326 | No |
| 0.01 | 2.576 | No |

Constituent: Sulfate  Analysis Run 3/31/2026 5:00 AM  View: Mann-Whitney

Plant Wansley  Client: Southern Company  Data: Wansley Landfill

Sanitas™ v.10.1.06 Software licensed to Groundwater Stats Consulting. UG

## Mann-Whitney (Wilcoxon Rank Sum)

GWC-34

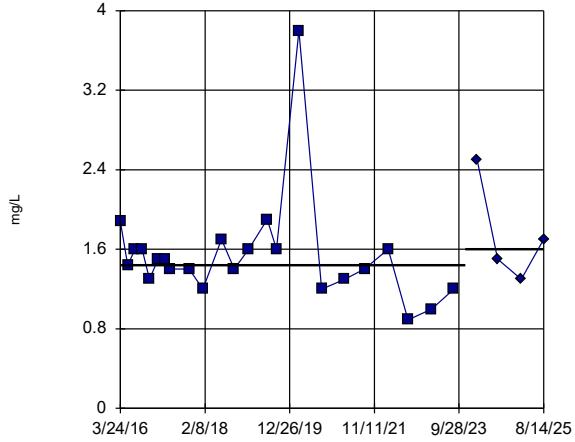


GWC-34 background

GWC-34 compliance

background median = 1.44

compliance median = 1.6

Z = 0.9619 (two-tail)

| Alpha | Table | Sig. |
|---|---|---|
| 0.2 | 1.282 | No |
| 0.1 | 1.645 | No |
| 0.05 | 1.96 | No |
| 0.02 | 2.326 | No |
| 0.01 | 2.576 | No |

Constituent: Sulfate  Analysis Run 3/31/2026 5:00 AM  View: Mann-Whitney

Plant Wansley  Client: Southern Company  Data: Wansley Landfill

Sanitas™ v.10.1.06 Software licensed to Groundwater Stats Consulting. UG

## Mann-Whitney (Wilcoxon Rank Sum)

GWC-35

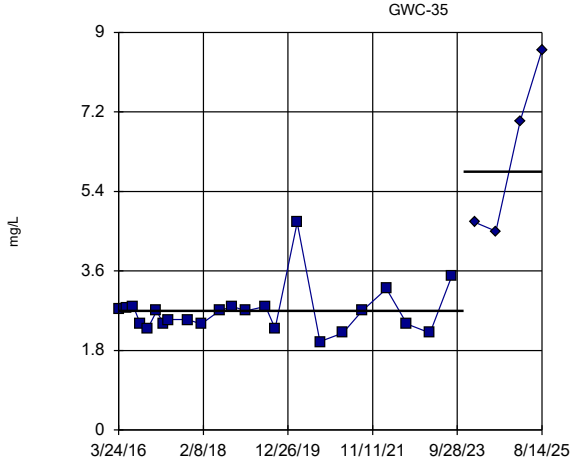


GWC-35 background

GWC-35 compliance

background median = 2.7

compliance median = 5.85

Z = 3.016 (two-tail)

| Alpha | Table | Sig. |
|---|---|---|
| 0.2 | 1.282 | Yes |
| 0.1 | 1.645 | Yes |
| 0.05 | 1.96 | Yes |
| 0.02 | 2.326 | Yes |
| 0.01 | 2.576 | Yes |

Constituent: Sulfate  Analysis Run 3/31/2026 5:00 AM  View: Mann-Whitney

Plant Wansley  Client: Southern Company  Data: Wansley Landfill

Sanitas™ v.10.1.06 Software licensed to Groundwater Stats Consulting. UG

Hollow symbols indicate censored values.

## Mann-Whitney (Wilcoxon Rank Sum)

GWA-1 (bg)

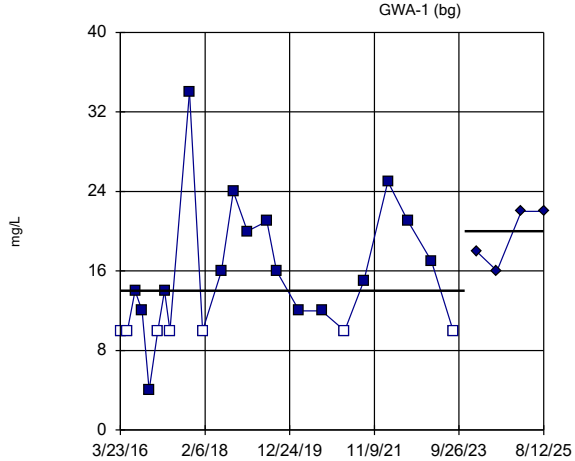


GWA-1 background

GWA-1 compliance

background median = 14

compliance median = 20

Z = 1.759 (two-tail)

| Alpha | Table | Sig. |
|---|---|---|
| 0.2 | 1.282 | Yes |
| 0.1 | 1.645 | Yes |
| 0.05 | 1.96 | No |
| 0.02 | 2.326 | No |
| 0.01 | 2.576 | No |

Constituent: TDS  Analysis Run 3/31/2026 5:00 AM  View: Mann-Whitney

Plant Wansley  Client: Southern Company  Data: Wansley Landfill

Sanitas™ v.10.1.06 Software licensed to Groundwater Stats Consulting. UG
Hollow symbols indicate censored values.

## Mann-Whitney (Wilcoxon Rank Sum)

GWA-2 (bg)

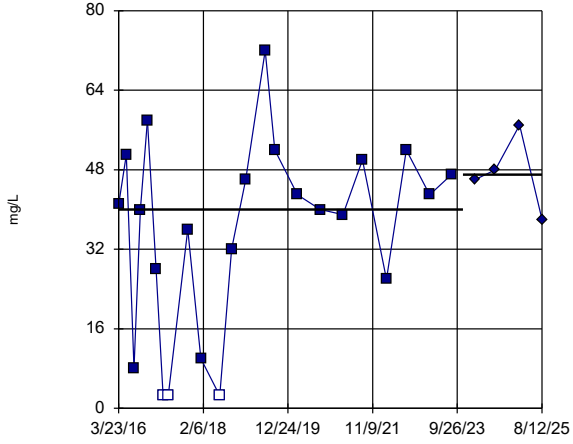


GWA-2 background

GWA-2 compliance

background median = 40

compliance median = 47

Z = 1.093 (two-tail)

| Alpha | Table | Sig. |
|---|---|---|
| 0.2 | 1.282 | No |
| 0.1 | 1.645 | No |
| 0.05 | 1.96 | No |
| 0.02 | 2.326 | No |
| 0.01 | 2.576 | No |

Constituent: TDS Analysis Run 3/31/2026 5:00 AM View: Mann-Whitney
Plant Wansley Client: Southern Company Data: Wansley Landfill

Sanitas™ v.10.1.06 Software licensed to Groundwater Stats Consulting. UG

## Mann-Whitney (Wilcoxon Rank Sum)

GWA-4 (bg)

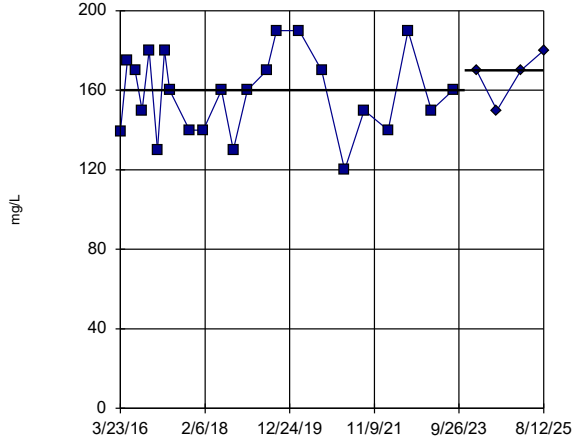


GWA-4 background

GWA-4 compliance

background median = 160

compliance median = 170

Z = 0.8257 (two-tail)

| Alpha | Table | Sig. |
|---|---|---|
| 0.2 | 1.282 | No |
| 0.1 | 1.645 | No |
| 0.05 | 1.96 | No |
| 0.02 | 2.326 | No |
| 0.01 | 2.576 | No |

Constituent: TDS Analysis Run 3/31/2026 5:00 AM View: Mann-Whitney
Plant Wansley Client: Southern Company Data: Wansley Landfill

Sanitas™ v.10.1.06 Software licensed to Groundwater Stats Consulting. UG

## Mann-Whitney (Wilcoxon Rank Sum)

GWA-28 (bg)

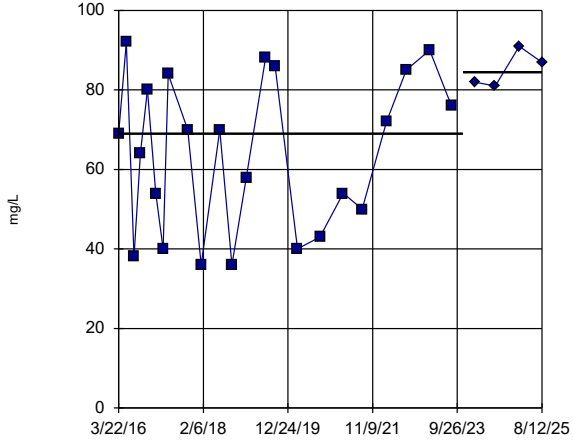


GWA-28 background

GWA-28 compliance

background median = 69

compliance median = 84.5

Z = 2.015 (two-tail)

| Alpha | Table | Sig. |
|---|---|---|
| 0.2 | 1.282 | Yes |
| 0.1 | 1.645 | Yes |
| 0.05 | 1.96 | Yes |
| 0.02 | 2.326 | No |
| 0.01 | 2.576 | No |

Constituent: TDS Analysis Run 3/31/2026 5:00 AM View: Mann-Whitney
Plant Wansley Client: Southern Company Data: Wansley Landfill

Sanitas™ v.10.1.06 Software licensed to Groundwater Stats Consulting. UG

## Mann-Whitney (Wilcoxon Rank Sum)

GWA-29 (bg)

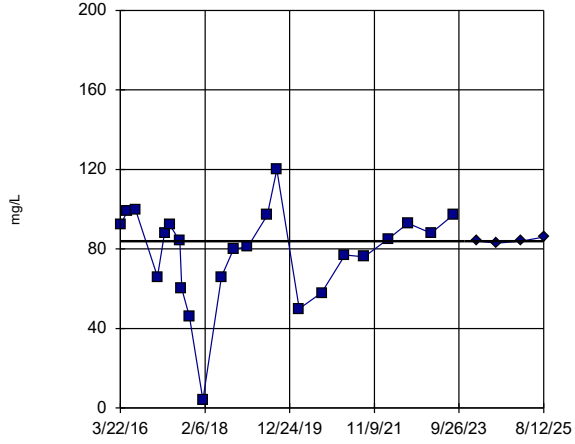


GWA-29 background

GWA-29 compliance

background median = 84

compliance median = 84

Z = 0.03417 (two-tail)

| Alpha | Table | Sig. |
|---|---|---|
| 0.2 | 1.282 | No |
| 0.1 | 1.645 | No |
| 0.05 | 1.96 | No |
| 0.02 | 2.326 | No |
| 0.01 | 2.576 | No |

Constituent: TDS Analysis Run 3/31/2026 5:00 AM View: Mann-Whitney
Plant Wansley Client: Southern Company Data: Wansley Landfill

Sanitas™ v.10.1.06 Software licensed to Groundwater Stats Consulting. UG

## Mann-Whitney (Wilcoxon Rank Sum)

GWC-5

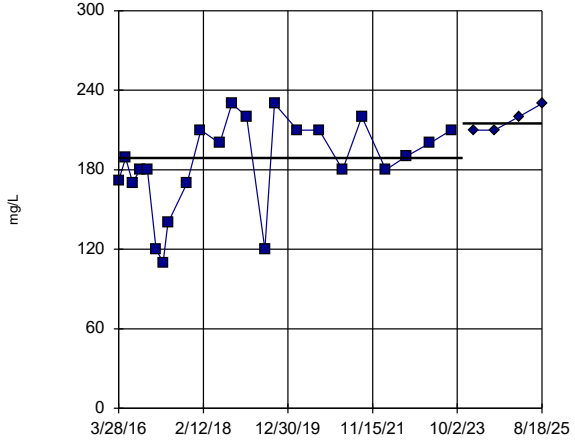


GWC-5 background

GWC-5 compliance

background median = 189

compliance median = 215

Z = 2.031 (two-tail)

| Alpha | Table | Sig. |
|---|---|---|
| 0.2 | 1.282 | Yes |
| 0.1 | 1.645 | Yes |
| 0.05 | 1.96 | Yes |
| 0.02 | 2.326 | No |
| 0.01 | 2.576 | No |

Constituent: TDS Analysis Run 3/31/2026 5:00 AM View: Mann-Whitney

Plant Wansley Client: Southern Company Data: Wansley Landfill

Sanitas™ v.10.1.06 Software licensed to Groundwater Stats Consulting. UG

## Mann-Whitney (Wilcoxon Rank Sum)

GWC-6

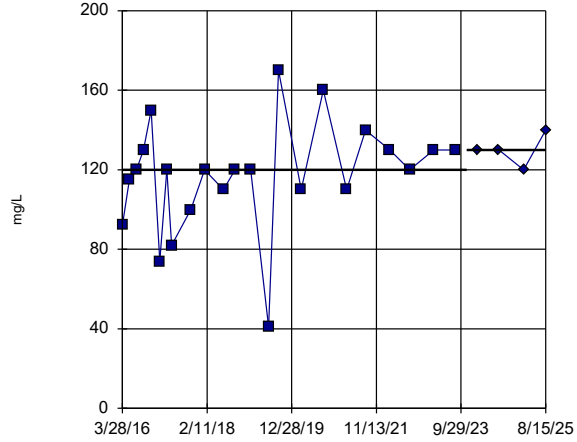


GWC-6 background

GWC-6 compliance

background median = 120

compliance median = 130

Z = 1.316 (two-tail)

| Alpha | Table | Sig. |
|---|---|---|
| 0.2 | 1.282 | Yes |
| 0.1 | 1.645 | No |
| 0.05 | 1.96 | No |
| 0.02 | 2.326 | No |
| 0.01 | 2.576 | No |

Constituent: TDS Analysis Run 3/31/2026 5:00 AM View: Mann-Whitney

Plant Wansley Client: Southern Company Data: Wansley Landfill

Sanitas™ v.10.1.06 Software licensed to Groundwater Stats Consulting. UG

## Mann-Whitney (Wilcoxon Rank Sum)

GWC-7

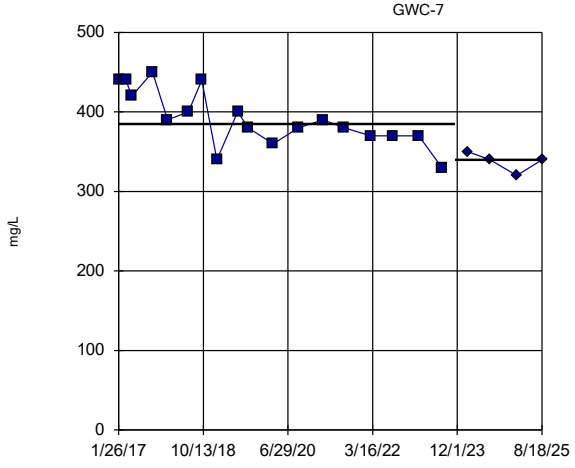


GWC-7 background

GWC-7 compliance

background median = 385

compliance median = 340

Z = -2.695 (two-tail)

| Alpha | Table | Sig. |
|---|---|---|
| 0.2 | 1.282 | Yes |
| 0.1 | 1.645 | Yes |
| 0.05 | 1.96 | Yes |
| 0.02 | 2.326 | Yes |
| 0.01 | 2.576 | Yes |

Constituent: TDS Analysis Run 3/31/2026 5:00 AM View: Mann-Whitney

Plant Wansley Client: Southern Company Data: Wansley Landfill

Sanitas™ v.10.1.06 Software licensed to Groundwater Stats Consulting. UG

## Mann-Whitney (Wilcoxon Rank Sum)

GWC-8

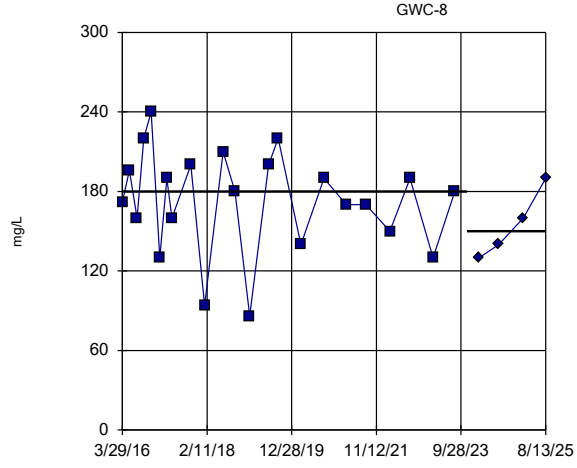


GWC-8 background

GWC-8 compliance

background median = 180

compliance median = 150

Z = -1.199 (two-tail)

| Alpha | Table | Sig. |
|---|---|---|
| 0.2 | 1.282 | No |
| 0.1 | 1.645 | No |
| 0.05 | 1.96 | No |
| 0.02 | 2.326 | No |
| 0.01 | 2.576 | No |

Constituent: TDS Analysis Run 3/31/2026 5:00 AM View: Mann-Whitney

Plant Wansley Client: Southern Company Data: Wansley Landfill

Sanitas™ v.10.1.06 Software licensed to Groundwater Stats Consulting. UG

## Mann-Whitney (Wilcoxon Rank Sum)

GWC-9

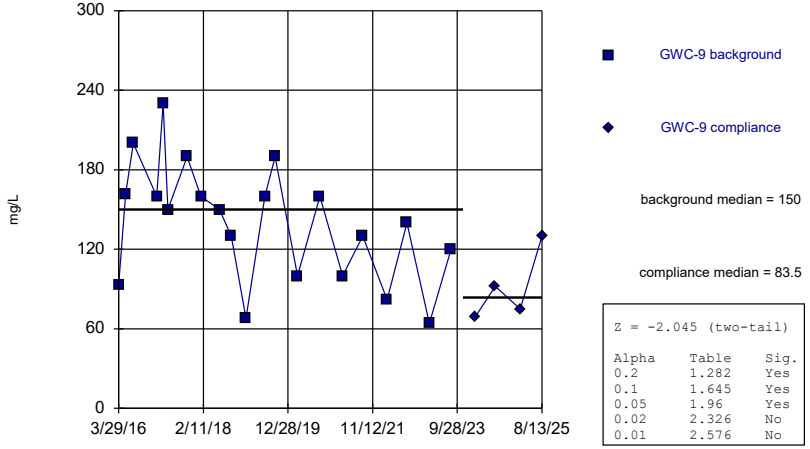


Z = -2.045 (two-tail)

| Alpha | Table | Sig. |
|---|---|---|
| 0.2 | 1.282 | Yes |
| 0.1 | 1.645 | Yes |
| 0.05 | 1.96 | Yes |
| 0.02 | 2.326 | No |
| 0.01 | 2.576 | No |

Constituent: TDS Analysis Run 3/31/2026 5:00 AM View: Mann-Whitney

Plant Wansley Client: Southern Company Data: Wansley Landfill

Sanitas™ v.10.1.06 Software licensed to Groundwater Stats Consulting. UG

## Mann-Whitney (Wilcoxon Rank Sum)

GWC-10

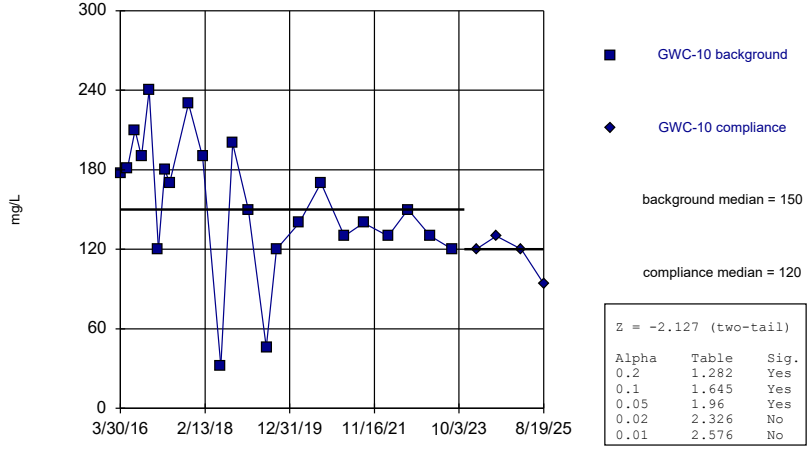


Z = -2.127 (two-tail)

| Alpha | Table | Sig. |
|---|---|---|
| 0.2 | 1.282 | Yes |
| 0.1 | 1.645 | Yes |
| 0.05 | 1.96 | Yes |
| 0.02 | 2.326 | No |
| 0.01 | 2.576 | No |

Constituent: TDS Analysis Run 3/31/2026 5:00 AM View: Mann-Whitney

Plant Wansley Client: Southern Company Data: Wansley Landfill

Sanitas™ v.10.1.06 Software licensed to Groundwater Stats Consulting. UG

Hollow symbols indicate censored values.

## Mann-Whitney (Wilcoxon Rank Sum)

GWC-11

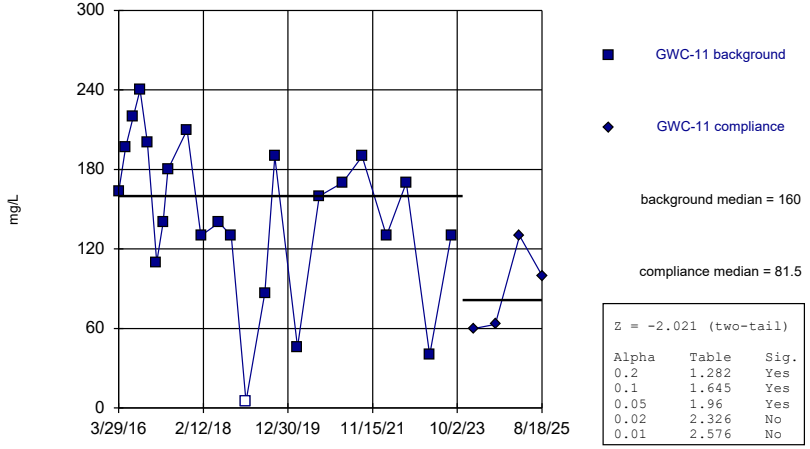


Z = -2.021 (two-tail)

| Alpha | Table | Sig. |
|---|---|---|
| 0.2 | 1.282 | Yes |
| 0.1 | 1.645 | Yes |
| 0.05 | 1.96 | Yes |
| 0.02 | 2.326 | No |
| 0.01 | 2.576 | No |

Constituent: TDS Analysis Run 3/31/2026 5:00 AM View: Mann-Whitney

Plant Wansley Client: Southern Company Data: Wansley Landfill

Sanitas™ v.10.1.06 Software licensed to Groundwater Stats Consulting. UG

## Mann-Whitney (Wilcoxon Rank Sum)

GWC-12

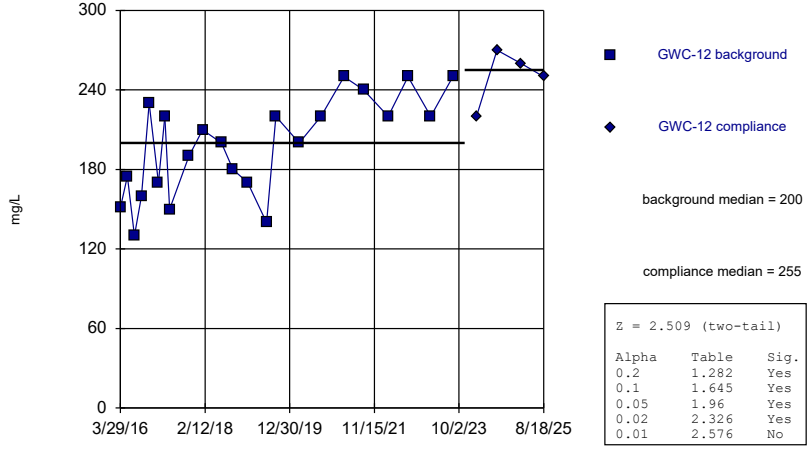


Z = 2.509 (two-tail)

| Alpha | Table | Sig. |
|---|---|---|
| 0.2 | 1.282 | Yes |
| 0.1 | 1.645 | Yes |
| 0.05 | 1.96 | Yes |
| 0.02 | 2.326 | Yes |
| 0.01 | 2.576 | No |

Constituent: TDS Analysis Run 3/31/2026 5:00 AM View: Mann-Whitney

Plant Wansley Client: Southern Company Data: Wansley Landfill

Sanitas™ v.10.1.06 Software licensed to Groundwater Stats Consulting. UG

## Mann-Whitney (Wilcoxon Rank Sum)

GWC-13

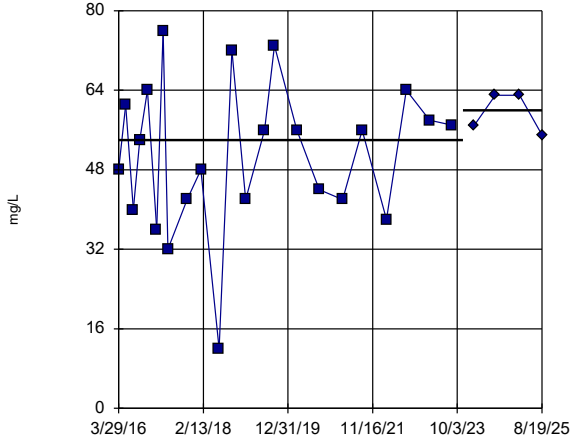


GWC-13 background

GWC-13 compliance

background median = 54

compliance median = 60

Z = 1.162 (two-tail)

| Alpha | Table | Sig. |
|---|---|---|
| 0.2 | 1.282 | No |
| 0.1 | 1.645 | No |
| 0.05 | 1.96 | No |
| 0.02 | 2.326 | No |
| 0.01 | 2.576 | No |

Constituent: TDS Analysis Run 3/31/2026 5:00 AM View: Mann-Whitney

Plant Wansley Client: Southern Company Data: Wansley Landfill

Sanitas™ v.10.1.06 Software licensed to Groundwater Stats Consulting. UG

## Mann-Whitney (Wilcoxon Rank Sum)

GWC-14

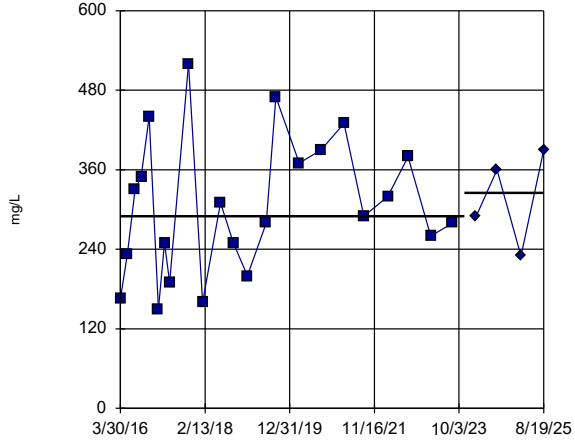


GWC-14 background

GWC-14 compliance

background median = 290

compliance median = 325

Z = 0.3073 (two-tail)

| Alpha | Table | Sig. |
|---|---|---|
| 0.2 | 1.282 | No |
| 0.1 | 1.645 | No |
| 0.05 | 1.96 | No |
| 0.02 | 2.326 | No |
| 0.01 | 2.576 | No |

Constituent: TDS Analysis Run 3/31/2026 5:00 AM View: Mann-Whitney

Plant Wansley Client: Southern Company Data: Wansley Landfill

Sanitas™ v.10.1.06 Software licensed to Groundwater Stats Consulting. UG

## Mann-Whitney (Wilcoxon Rank Sum)

GWC-15

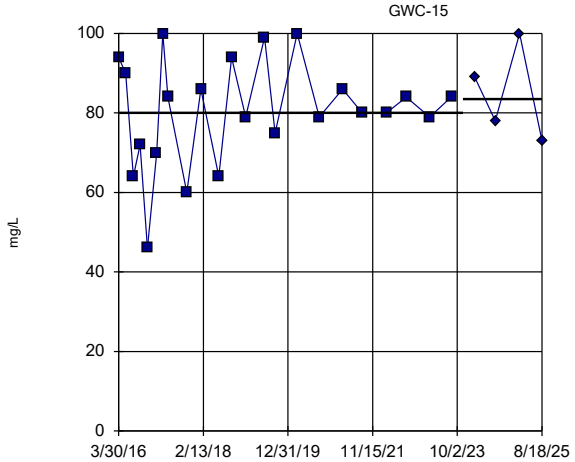


GWC-15 background

GWC-15 compliance

background median = 80

compliance median = 83.5

Z = 0.3763 (two-tail)

| Alpha | Table | Sig. |
|---|---|---|
| 0.2 | 1.282 | No |
| 0.1 | 1.645 | No |
| 0.05 | 1.96 | No |
| 0.02 | 2.326 | No |
| 0.01 | 2.576 | No |

Constituent: TDS Analysis Run 3/31/2026 5:00 AM View: Mann-Whitney

Plant Wansley Client: Southern Company Data: Wansley Landfill

Sanitas™ v.10.1.06 Software licensed to Groundwater Stats Consulting. UG

## Mann-Whitney (Wilcoxon Rank Sum)

GWC-16

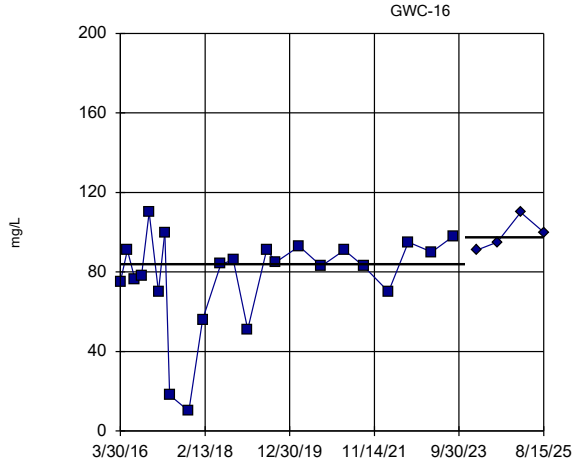


GWC-16 background

GWC-16 compliance

background median = 84

compliance median = 97.5

Z = 2.292 (two-tail)

| Alpha | Table | Sig. |
|---|---|---|
| 0.2 | 1.282 | Yes |
| 0.1 | 1.645 | Yes |
| 0.05 | 1.96 | Yes |
| 0.02 | 2.326 | No |
| 0.01 | 2.576 | No |

Constituent: TDS Analysis Run 3/31/2026 5:00 AM View: Mann-Whitney

Plant Wansley Client: Southern Company Data: Wansley Landfill

Sanitas™ v.10.1.06 Software licensed to Groundwater Stats Consulting. UG

## Mann-Whitney (Wilcoxon Rank Sum)

GWC-17

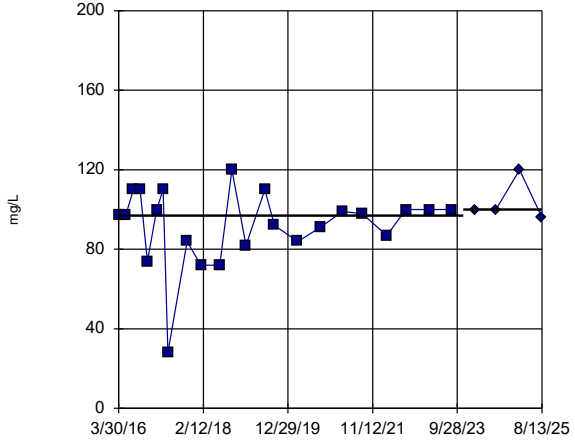


GWC-17 background

GWC-17 compliance

background median = 97

compliance median = 100

Z = 1.238 (two-tail)

| Alpha | Table | Sig. |
|---|---|---|
| 0.2 | 1.282 | No |
| 0.1 | 1.645 | No |
| 0.05 | 1.96 | No |
| 0.02 | 2.326 | No |
| 0.01 | 2.576 | No |

Constituent: TDS Analysis Run 3/31/2026 5:00 AM View: Mann-Whitney

Plant Wansley Client: Southern Company Data: Wansley Landfill

Sanitas™ v.10.1.06 Software licensed to Groundwater Stats Consulting. UG

## Mann-Whitney (Wilcoxon Rank Sum)

GWC-18

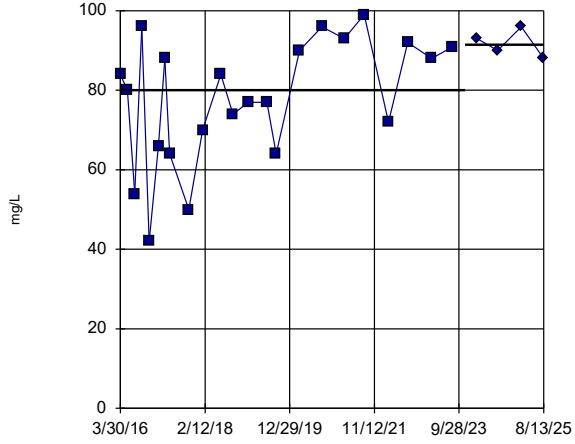


GWC-18 background

GWC-18 compliance

background median = 80

compliance median = 91.5

Z = 1.744 (two-tail)

| Alpha | Table | Sig. |
|---|---|---|
| 0.2 | 1.282 | Yes |
| 0.1 | 1.645 | Yes |
| 0.05 | 1.96 | No |
| 0.02 | 2.326 | No |
| 0.01 | 2.576 | No |

Constituent: TDS Analysis Run 3/31/2026 5:00 AM View: Mann-Whitney

Plant Wansley Client: Southern Company Data: Wansley Landfill

Sanitas™ v.10.1.06 Software licensed to Groundwater Stats Consulting. UG

Hollow symbols indicate censored values.

## Mann-Whitney (Wilcoxon Rank Sum)

GWC-19

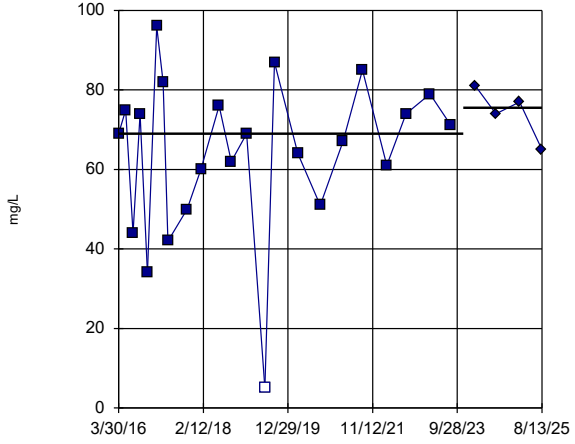


GWC-19 background

GWC-19 compliance

background median = 69

compliance median = 75.5

Z = 1.059 (two-tail)

| Alpha | Table | Sig. |
|---|---|---|
| 0.2 | 1.282 | No |
| 0.1 | 1.645 | No |
| 0.05 | 1.96 | No |
| 0.02 | 2.326 | No |
| 0.01 | 2.576 | No |

Constituent: TDS Analysis Run 3/31/2026 5:00 AM View: Mann-Whitney

Plant Wansley Client: Southern Company Data: Wansley Landfill

Sanitas™ v.10.1.06 Software licensed to Groundwater Stats Consulting. UG

## Mann-Whitney (Wilcoxon Rank Sum)

GWC-20

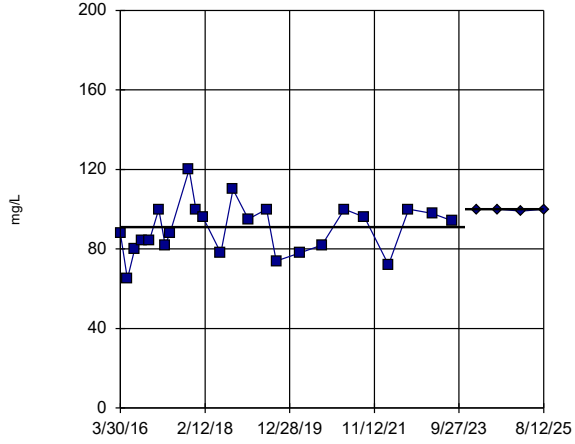


GWC-20 background

GWC-20 compliance

background median = 91

compliance median = 100

Z = 1.795 (two-tail)

| Alpha | Table | Sig. |
|---|---|---|
| 0.2 | 1.282 | Yes |
| 0.1 | 1.645 | Yes |
| 0.05 | 1.96 | No |
| 0.02 | 2.326 | No |
| 0.01 | 2.576 | No |

Constituent: TDS Analysis Run 3/31/2026 5:00 AM View: Mann-Whitney

Plant Wansley Client: Southern Company Data: Wansley Landfill

Sanitas™ v.10.1.06 Software licensed to Groundwater Stats Consulting. UG

## Mann-Whitney (Wilcoxon Rank Sum)

GWC-21

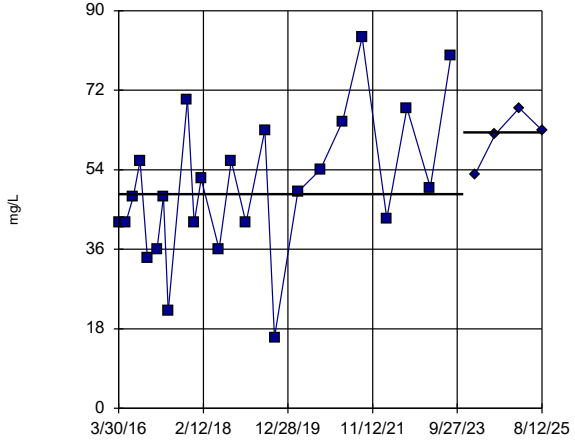


GWC-21 background

GWC-21 compliance

background median = 48.5

compliance median = 62.5

Z = 1.546 (two-tail)

| Alpha | Table | Sig. |
|---|---|---|
| 0.2 | 1.282 | Yes |
| 0.1 | 1.645 | No |
| 0.05 | 1.96 | No |
| 0.02 | 2.326 | No |
| 0.01 | 2.576 | No |

Constituent: TDS Analysis Run 3/31/2026 5:00 AM View: Mann-Whitney

Plant Wansley Client: Southern Company Data: Wansley Landfill

Sanitas™ v.10.1.06 Software licensed to Groundwater Stats Consulting. UG

Hollow symbols indicate censored values.

## Mann-Whitney (Wilcoxon Rank Sum)

GWC-22

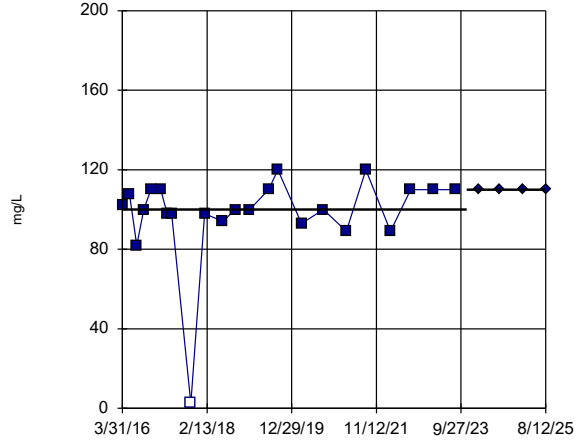


GWC-22 background

GWC-22 compliance

background median = 100

compliance median = 110

Z = 1.791 (two-tail)

| Alpha | Table | Sig. |
|---|---|---|
| 0.2 | 1.282 | Yes |
| 0.1 | 1.645 | Yes |
| 0.05 | 1.96 | No |
| 0.02 | 2.326 | No |
| 0.01 | 2.576 | No |

Constituent: TDS Analysis Run 3/31/2026 5:00 AM View: Mann-Whitney

Plant Wansley Client: Southern Company Data: Wansley Landfill

Sanitas™ v.10.1.06 Software licensed to Groundwater Stats Consulting. UG

Hollow symbols indicate censored values.

## Mann-Whitney (Wilcoxon Rank Sum)

GWC-23

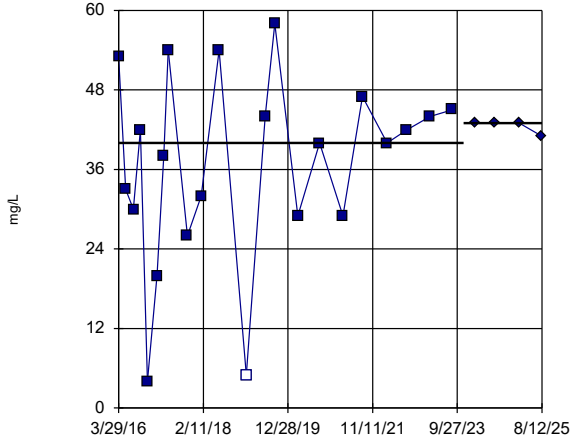


GWC-23 background

GWC-23 compliance

background median = 40

compliance median = 43

Z = 0.6762 (two-tail)

| Alpha | Table | Sig. |
|---|---|---|
| 0.2 | 1.282 | No |
| 0.1 | 1.645 | No |
| 0.05 | 1.96 | No |
| 0.02 | 2.326 | No |
| 0.01 | 2.576 | No |

Constituent: TDS Analysis Run 3/31/2026 5:00 AM View: Mann-Whitney

Plant Wansley Client: Southern Company Data: Wansley Landfill

Sanitas™ v.10.1.06 Software licensed to Groundwater Stats Consulting. UG

Hollow symbols indicate censored values.

## Mann-Whitney (Wilcoxon Rank Sum)

GWC-24

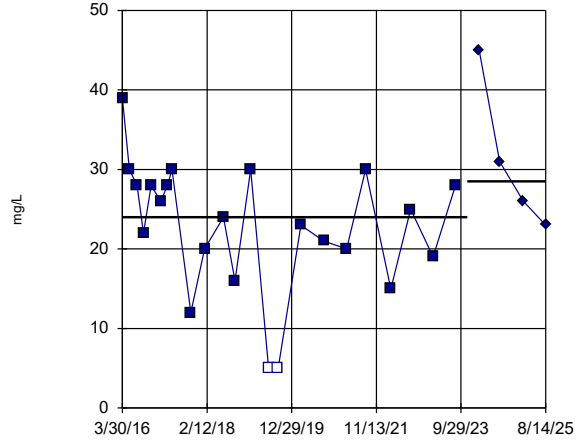


GWC-24 background

GWC-24 compliance

background median = 24

compliance median = 28.5

Z = 1.541 (two-tail)

| Alpha | Table | Sig. |
|---|---|---|
| 0.2 | 1.282 | Yes |
| 0.1 | 1.645 | No |
| 0.05 | 1.96 | No |
| 0.02 | 2.326 | No |
| 0.01 | 2.576 | No |

Constituent: TDS Analysis Run 3/31/2026 5:00 AM View: Mann-Whitney

Plant Wansley Client: Southern Company Data: Wansley Landfill

Sanitas™ v.10.1.06 Software licensed to Groundwater Stats Consulting. UG

## Mann-Whitney (Wilcoxon Rank Sum)

GWC-25

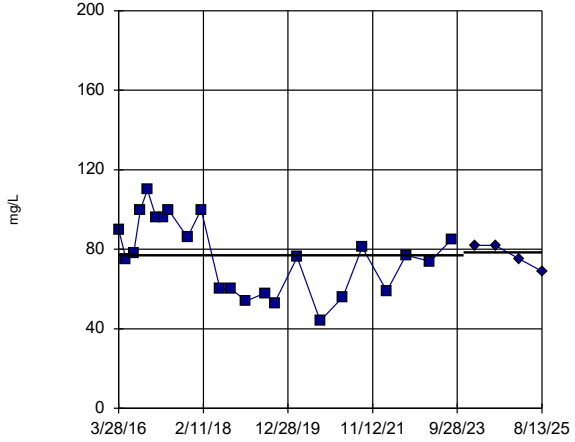


GWC-25 background

GWC-25 compliance

background median = 77

compliance median = 78.5

Z = -0.06834 (two-tail)

| Alpha | Table | Sig. |
|---|---|---|
| 0.2 | 1.282 | No |
| 0.1 | 1.645 | No |
| 0.05 | 1.96 | No |
| 0.02 | 2.326 | No |

Constituent: TDS Analysis Run 3/31/2026 5:00 AM View: Mann-Whitney

Plant Wansley Client: Southern Company Data: Wansley Landfill

Sanitas™ v.10.1.06 Software licensed to Groundwater Stats Consulting. UG

Hollow symbols indicate censored values.

## Mann-Whitney (Wilcoxon Rank Sum)

GWC-26

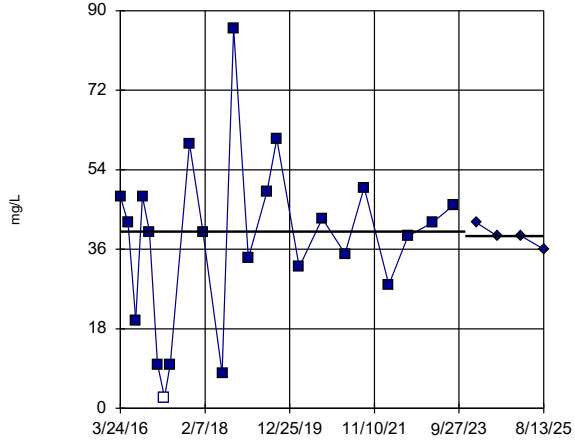


GWC-26 background

GWC-26 compliance

background median = 40

compliance median = 39

Z = -0.376 (two-tail)

| Alpha | Table | Sig. |
|---|---|---|
| 0.2 | 1.282 | No |
| 0.1 | 1.645 | No |
| 0.05 | 1.96 | No |
| 0.02 | 2.326 | No |
| 0.01 | 2.576 | No |

Constituent: TDS Analysis Run 3/31/2026 5:00 AM View: Mann-Whitney

Plant Wansley Client: Southern Company Data: Wansley Landfill

Sanitas™ v.10.1.06 Software licensed to Groundwater Stats Consulting. UG

Hollow symbols indicate censored values.

## Mann-Whitney (Wilcoxon Rank Sum)

GWC-27

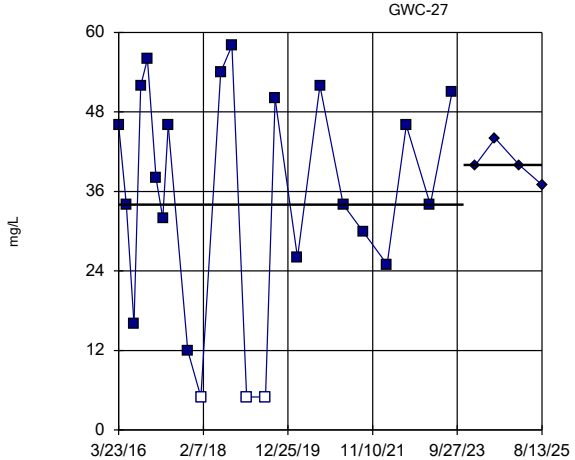


GWC-27 background

GWC-27 compliance

background median = 34

compliance median = 40

Z = 0.3078 (two-tail)

| Alpha | Table | Sig. |
|---|---|---|
| 0.2 | 1.282 | No |
| 0.1 | 1.645 | No |
| 0.05 | 1.96 | No |
| 0.02 | 2.326 | No |
| 0.01 | 2.576 | No |

Constituent: TDS Analysis Run 3/31/2026 5:00 AM View: Mann-Whitney

Plant Wansley Client: Southern Company Data: Wansley Landfill

Sanitas™ v.10.1.06 Software licensed to Groundwater Stats Consulting. UG

## Mann-Whitney (Wilcoxon Rank Sum)

GWC-30

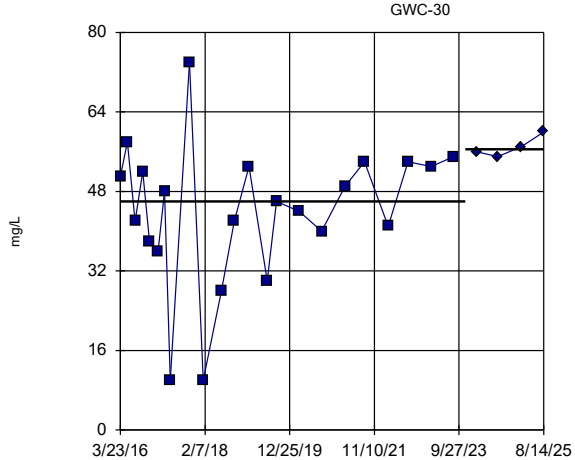


GWC-30 background

GWC-30 compliance

background median = 46

compliance median = 56.5

Z = 2.596 (two-tail)

| Alpha | Table | Sig. |
|---|---|---|
| 0.2 | 1.282 | Yes |
| 0.1 | 1.645 | Yes |
| 0.05 | 1.96 | Yes |
| 0.02 | 2.326 | Yes |
| 0.01 | 2.576 | Yes |

Constituent: TDS Analysis Run 3/31/2026 5:00 AM View: Mann-Whitney

Plant Wansley Client: Southern Company Data: Wansley Landfill

Sanitas™ v.10.1.06 Software licensed to Groundwater Stats Consulting. UG

## Mann-Whitney (Wilcoxon Rank Sum)

GWC-31

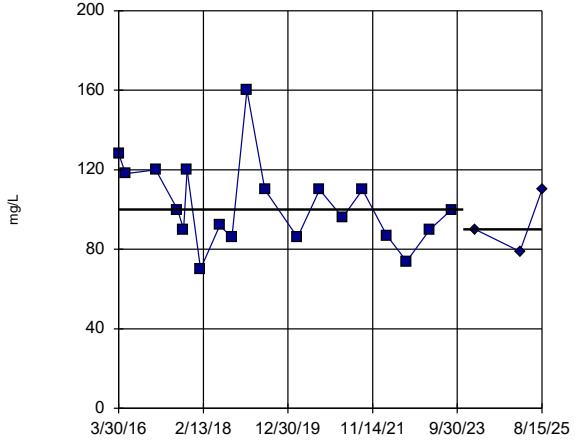


GWC-31 background

GWC-31 compliance

background median = 100

compliance median = 90

Z = -0.8172 (two-tail)

| Alpha | Table | Sig. |
|---|---|---|
| 0.2 | 1.282 | No |
| 0.1 | 1.645 | No |
| 0.05 | 1.96 | No |
| 0.02 | 2.326 | No |
| 0.01 | 2.576 | No |

Constituent: TDS Analysis Run 3/31/2026 5:00 AM View: Mann-Whitney

Plant Wansley Client: Southern Company Data: Wansley Landfill

Sanitas™ v.10.1.06 Software licensed to Groundwater Stats Consulting. UG

## Mann-Whitney (Wilcoxon Rank Sum)

GWC-32

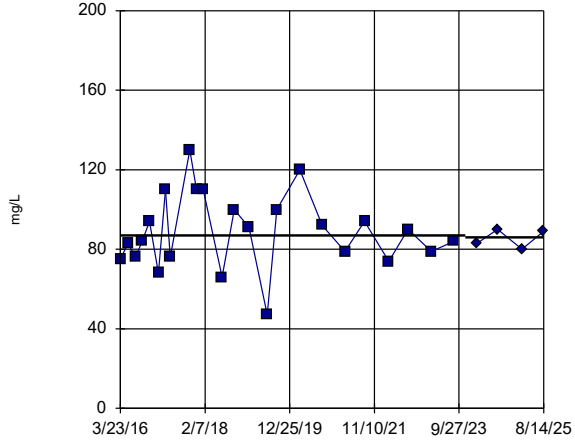


GWC-32 background

GWC-32 compliance

background median = 87

compliance median = 86

Z = -0.3616 (two-tail)

| Alpha | Table | Sig. |
|---|---|---|
| 0.2 | 1.282 | No |
| 0.1 | 1.645 | No |
| 0.05 | 1.96 | No |
| 0.02 | 2.326 | No |
| 0.01 | 2.576 | No |

Constituent: TDS Analysis Run 3/31/2026 5:00 AM View: Mann-Whitney

Plant Wansley Client: Southern Company Data: Wansley Landfill

Sanitas™ v.10.1.06 Software licensed to Groundwater Stats Consulting. UG

## Mann-Whitney (Wilcoxon Rank Sum)

GWC-33

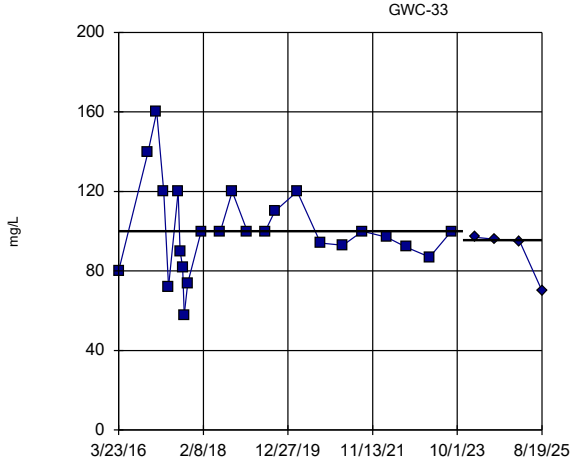


GWC-33 background

GWC-33 compliance

background median = 100

compliance median = 95.5

Z = -1.123 (two-tail)

| Alpha | Table | Sig. |
|---|---|---|
| 0.2 | 1.282 | No |
| 0.1 | 1.645 | No |
| 0.05 | 1.96 | No |
| 0.02 | 2.326 | No |
| 0.01 | 2.576 | No |

Constituent: TDS Analysis Run 3/31/2026 5:00 AM View: Mann-Whitney

Plant Wansley Client: Southern Company Data: Wansley Landfill

Sanitas™ v.10.1.06 Software licensed to Groundwater Stats Consulting. UG

Hollow symbols indicate censored values.

## Mann-Whitney (Wilcoxon Rank Sum)

GWC-34

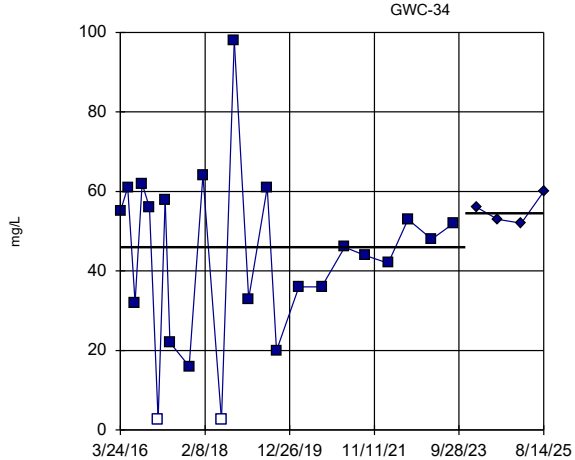


GWC-34 background

GWC-34 compliance

background median = 46

compliance median = 54.5

Z = 1.093 (two-tail)

| Alpha | Table | Sig. |
|---|---|---|
| 0.2 | 1.282 | No |
| 0.1 | 1.645 | No |
| 0.05 | 1.96 | No |
| 0.02 | 2.326 | No |
| 0.01 | 2.576 | No |

Constituent: TDS Analysis Run 3/31/2026 5:00 AM View: Mann-Whitney

Plant Wansley Client: Southern Company Data: Wansley Landfill

Sanitas™ v.10.1.06 Software licensed to Groundwater Stats Consulting. UG
Hollow symbols indicate censored values.

## Mann-Whitney (Wilcoxon Rank Sum)

GWC-35

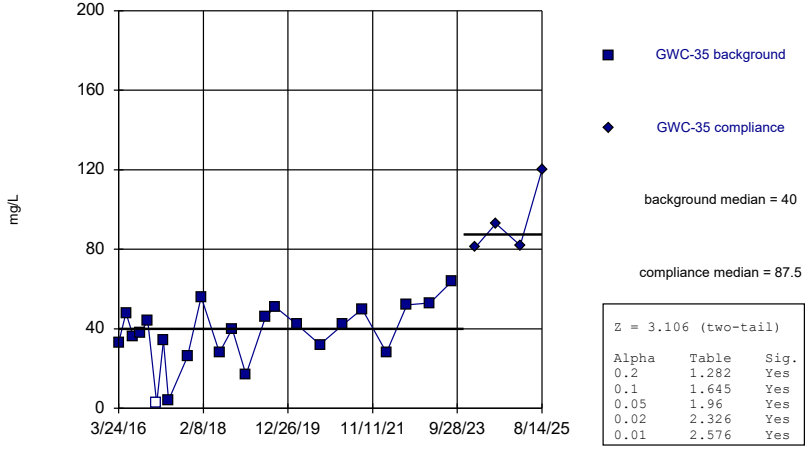


Z = 3.106 (two-tail)

| Alpha | Table | Sig. |
|---|---|---|
| 0.2 | 1.282 | Yes |
| 0.1 | 1.645 | Yes |
| 0.05 | 1.96 | Yes |
| 0.02 | 2.326 | Yes |
| 0.01 | 2.576 | Yes |

Constituent: TDS Analysis Run 3/31/2026 5:00 AM View: Mann-Whitney
Plant Wansley Client: Southern Company Data: Wansley Landfill

Sanitas™ v.10.1.06 Software licensed to Groundwater Stats Consulting. UG
Hollow symbols indicate censored values.

## Mann-Whitney (Wilcoxon Rank Sum)

GWA-1 (bg)

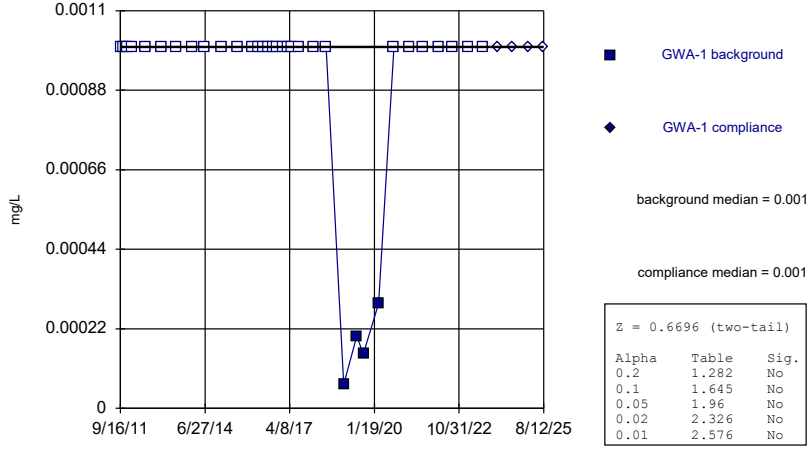


Z = 0.6696 (two-tail)

| Alpha | Table | Sig. |
|---|---|---|
| 0.2 | 1.282 | No |
| 0.1 | 1.645 | No |
| 0.05 | 1.96 | No |
| 0.02 | 2.326 | No |
| 0.01 | 2.576 | No |

Constituent: Thallium Analysis Run 3/31/2026 5:00 AM View: Mann-Whitney
Plant Wansley Client: Southern Company Data: Wansley Landfill

Sanitas™ v.10.1.06 Software licensed to Groundwater Stats Consulting. UG
Hollow symbols indicate censored values.

## Mann-Whitney (Wilcoxon Rank Sum)

GWA-2 (bg)

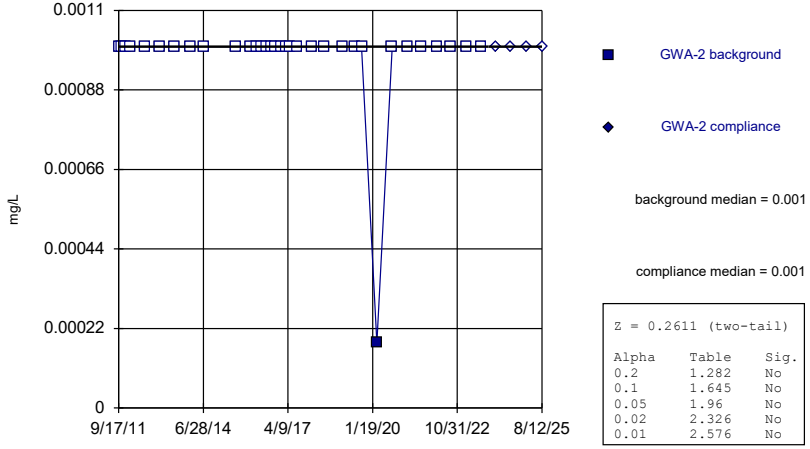


Z = 0.2611 (two-tail)

| Alpha | Table | Sig. |
|---|---|---|
| 0.2 | 1.282 | No |
| 0.1 | 1.645 | No |
| 0.05 | 1.96 | No |
| 0.02 | 2.326 | No |
| 0.01 | 2.576 | No |

Constituent: Thallium Analysis Run 3/31/2026 5:00 AM View: Mann-Whitney
Plant Wansley Client: Southern Company Data: Wansley Landfill

Sanitas™ v.10.1.06 Software licensed to Groundwater Stats Consulting. UG
Hollow symbols indicate censored values.

## Mann-Whitney (Wilcoxon Rank Sum)

GWA-4 (bg)

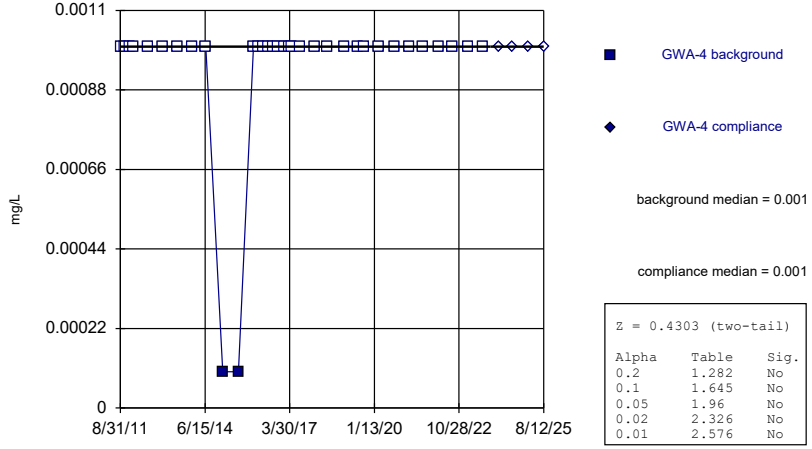


Z = 0.4303 (two-tail)

| Alpha | Table | Sig. |
|---|---|---|
| 0.2 | 1.282 | No |
| 0.1 | 1.645 | No |
| 0.05 | 1.96 | No |
| 0.02 | 2.326 | No |
| 0.01 | 2.576 | No |

Constituent: Thallium Analysis Run 3/31/2026 5:01 AM View: Mann-Whitney
Plant Wansley Client: Southern Company Data: Wansley Landfill

Sanitas™ v.10.1.06 Software licensed to Groundwater Stats Consulting. UG
Hollow symbols indicate censored values.

## Mann-Whitney (Wilcoxon Rank Sum)

GWC-6

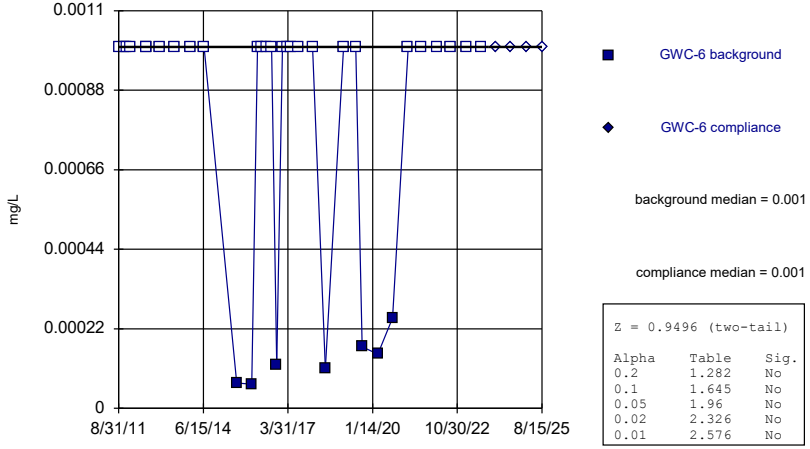


Z = 0.9496 (two-tail)

| Alpha | Table | Sig. |
|---|---|---|
| 0.2 | 1.282 | No |
| 0.1 | 1.645 | No |
| 0.05 | 1.96 | No |
| 0.02 | 2.326 | No |
| 0.01 | 2.576 | No |

Constituent: Thallium Analysis Run 3/31/2026 5:01 AM View: Mann-Whitney
Plant Wansley Client: Southern Company Data: Wansley Landfill

Sanitas™ v.10.1.06 Software licensed to Groundwater Stats Consulting. UG
Hollow symbols indicate censored values.

## Mann-Whitney (Wilcoxon Rank Sum)

GWC-7

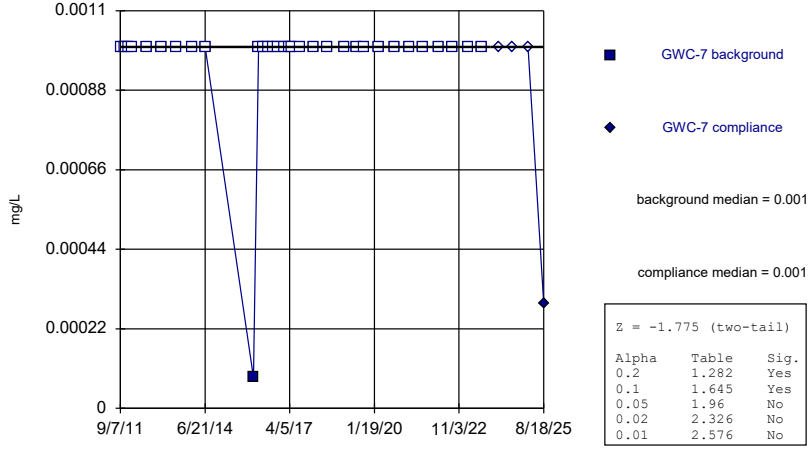


Z = -1.775 (two-tail)

| Alpha | Table | Sig. |
|---|---|---|
| 0.2 | 1.282 | Yes |
| 0.1 | 1.645 | Yes |
| 0.05 | 1.96 | No |
| 0.02 | 2.326 | No |
| 0.01 | 2.576 | No |

Constituent: Thallium Analysis Run 3/31/2026 5:01 AM View: Mann-Whitney
Plant Wansley Client: Southern Company Data: Wansley Landfill

Sanitas™ v.10.1.06 Software licensed to Groundwater Stats Consulting. UG
Hollow symbols indicate censored values.

## Mann-Whitney (Wilcoxon Rank Sum)

GWC-8

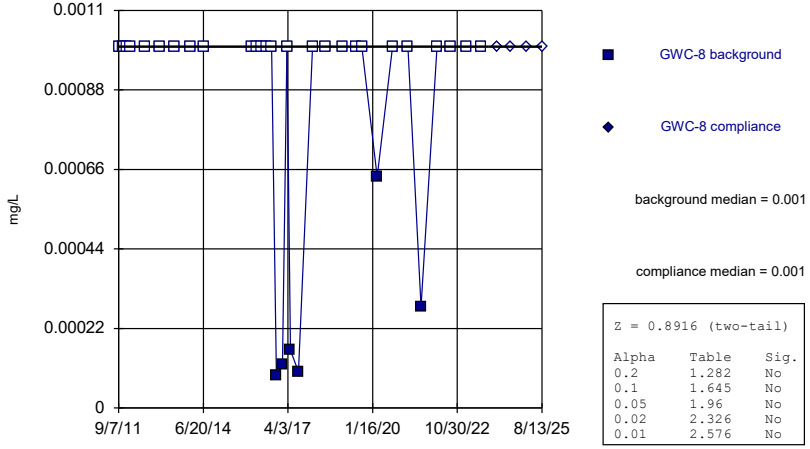


Z = 0.8916 (two-tail)

| Alpha | Table | Sig. |
|---|---|---|
| 0.2 | 1.282 | No |
| 0.1 | 1.645 | No |
| 0.05 | 1.96 | No |
| 0.02 | 2.326 | No |
| 0.01 | 2.576 | No |

Constituent: Thallium Analysis Run 3/31/2026 5:01 AM View: Mann-Whitney
Plant Wansley Client: Southern Company Data: Wansley Landfill

Sanitas™ v.10.1.06 Software licensed to Groundwater Stats Consulting. UG
Hollow symbols indicate censored values.

## Mann-Whitney (Wilcoxon Rank Sum)

GWC-9

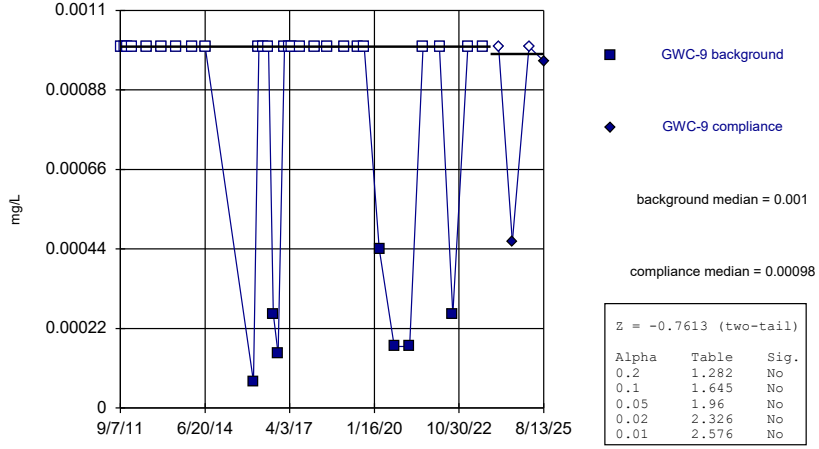


Z = -0.7613 (two-tail)

| Alpha | Table | Sig. |
|---|---|---|
| 0.2 | 1.282 | No |
| 0.1 | 1.645 | No |
| 0.05 | 1.96 | No |
| 0.02 | 2.326 | No |
| 0.01 | 2.576 | No |

Constituent: Thallium Analysis Run 3/31/2026 5:01 AM View: Mann-Whitney
Plant Wansley Client: Southern Company Data: Wansley Landfill

Sanitas™ v.10.1.06 Software licensed to Groundwater Stats Consulting. UG
Hollow symbols indicate censored values.

## Mann-Whitney (Wilcoxon Rank Sum)

GWC-11

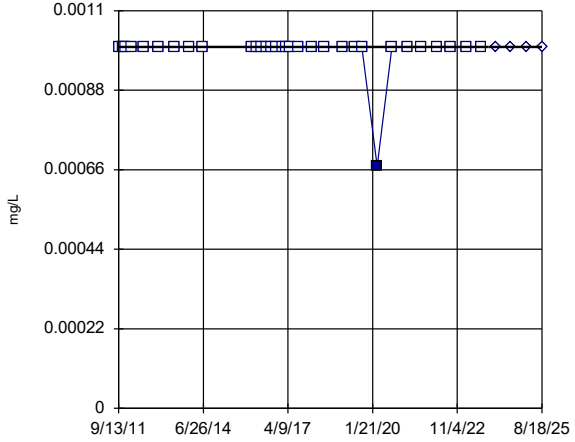


GWC-11 background

GWC-11 compliance

background median = 0.001

compliance median = 0.001

Z = 0.2652 (two-tail)

| Alpha | Table | Sig. |
|---|---|---|
| 0.2 | 1.282 | No |
| 0.1 | 1.645 | No |
| 0.05 | 1.96 | No |
| 0.02 | 2.326 | No |
| 0.01 | 2.576 | No |

Constituent: Thallium Analysis Run 3/31/2026 5:01 AM View: Mann-Whitney
Plant Wansley Client: Southern Company Data: Wansley Landfill

Sanitas™ v.10.1.06 Software licensed to Groundwater Stats Consulting. UG
Hollow symbols indicate censored values.

## Mann-Whitney (Wilcoxon Rank Sum)

GWC-12

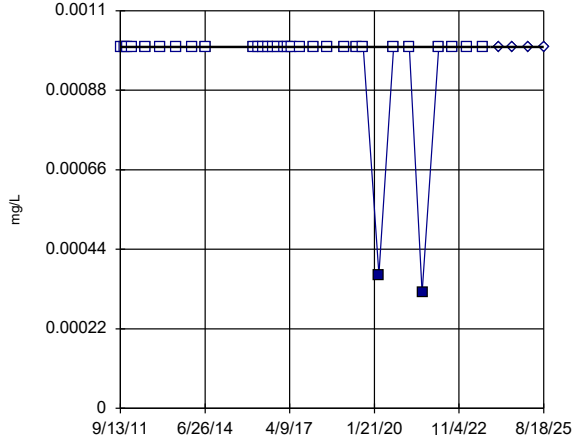


GWC-12 background

GWC-12 compliance

background median = 0.001

compliance median = 0.001

Z = 0.4437 (two-tail)

| Alpha | Table | Sig. |
|---|---|---|
| 0.2 | 1.282 | No |
| 0.1 | 1.645 | No |
| 0.05 | 1.96 | No |
| 0.02 | 2.326 | No |
| 0.01 | 2.576 | No |

Constituent: Thallium Analysis Run 3/31/2026 5:01 AM View: Mann-Whitney
Plant Wansley Client: Southern Company Data: Wansley Landfill

Sanitas™ v.10.1.06 Software licensed to Groundwater Stats Consulting. UG
Hollow symbols indicate censored values.

## Mann-Whitney (Wilcoxon Rank Sum)

GWC-13

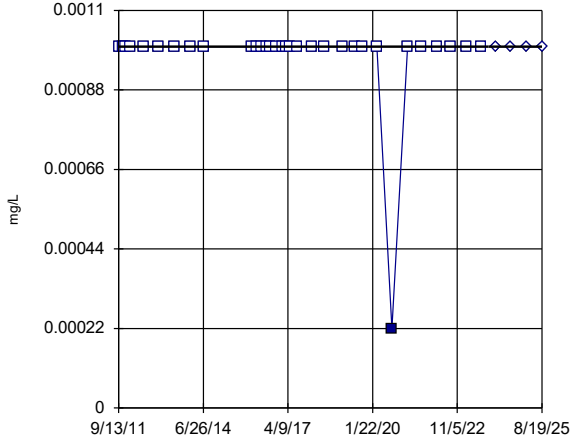


GWC-13 background

GWC-13 compliance

background median = 0.001

compliance median = 0.001

Z = 0.2652 (two-tail)

| Alpha | Table | Sig. |
|---|---|---|
| 0.2 | 1.282 | No |
| 0.1 | 1.645 | No |
| 0.05 | 1.96 | No |
| 0.02 | 2.326 | No |
| 0.01 | 2.576 | No |

Constituent: Thallium Analysis Run 3/31/2026 5:01 AM View: Mann-Whitney
Plant Wansley Client: Southern Company Data: Wansley Landfill

Sanitas™ v.10.1.06 Software licensed to Groundwater Stats Consulting. UG
Hollow symbols indicate censored values.

## Mann-Whitney (Wilcoxon Rank Sum)

GWC-14

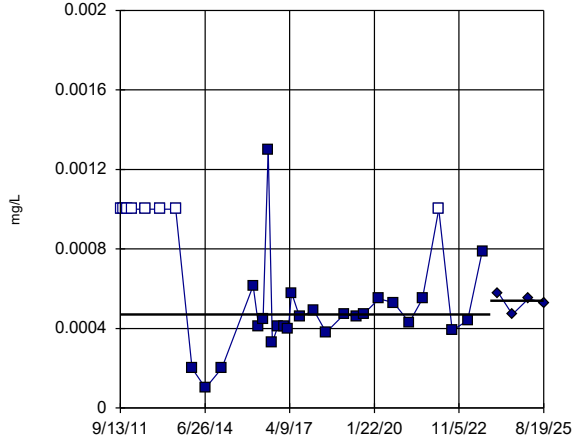


GWC-14 background

GWC-14 compliance

background median = 0.00047

compliance median = 0.00054

Z = 0.4674 (two-tail)

| Alpha | Table | Sig. |
|---|---|---|
| 0.2 | 1.282 | No |
| 0.1 | 1.645 | No |
| 0.05 | 1.96 | No |
| 0.02 | 2.326 | No |
| 0.01 | 2.576 | No |

Constituent: Thallium Analysis Run 3/31/2026 5:01 AM View: Mann-Whitney
Plant Wansley Client: Southern Company Data: Wansley Landfill

Sanitas™ v.10.1.06 Software licensed to Groundwater Stats Consulting. UG
Hollow symbols indicate censored values.

## Mann-Whitney (Wilcoxon Rank Sum)

GWC-15

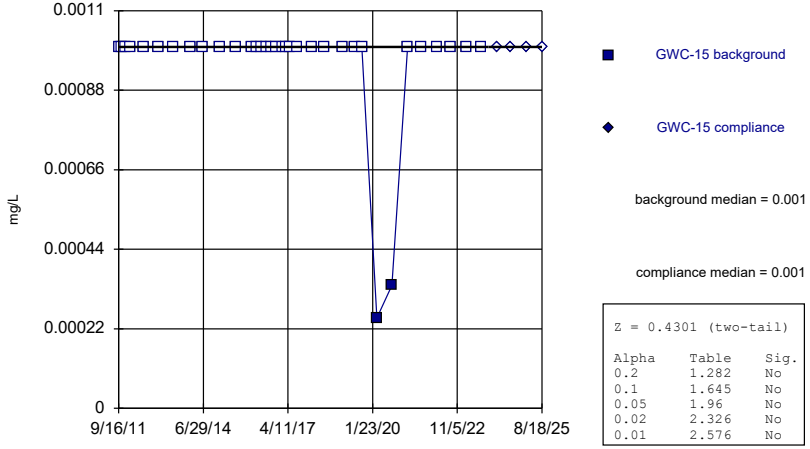


Z = 0.4301 (two-tail)

| Alpha | Table | Sig. |
|---|---|---|
| 0.2 | 1.282 | No |
| 0.1 | 1.645 | No |
| 0.05 | 1.96 | No |
| 0.02 | 2.326 | No |
| 0.01 | 2.576 | No |

Constituent: Thallium Analysis Run 3/31/2026 5:01 AM View: Mann-Whitney
Plant Wansley Client: Southern Company Data: Wansley Landfill

Sanitas™ v.10.1.06 Software licensed to Groundwater Stats Consulting. UG
Hollow symbols indicate censored values.

## Mann-Whitney (Wilcoxon Rank Sum)

GWC-19

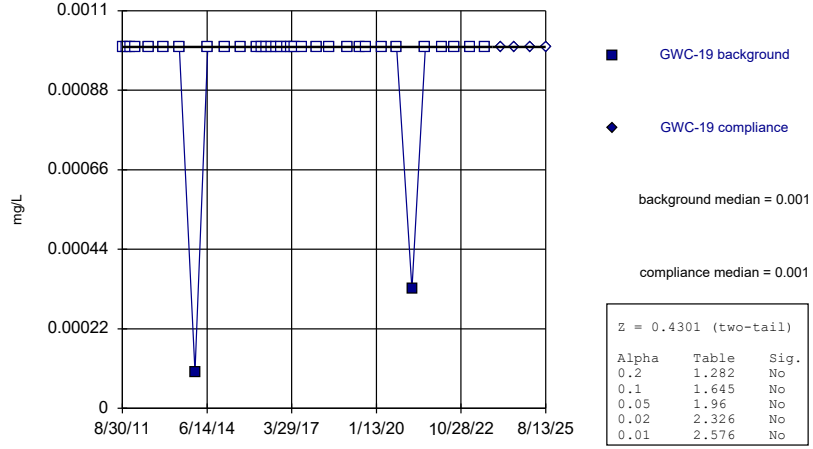


Z = 0.4301 (two-tail)

| Alpha | Table | Sig. |
|---|---|---|
| 0.2 | 1.282 | No |
| 0.1 | 1.645 | No |
| 0.05 | 1.96 | No |
| 0.02 | 2.326 | No |
| 0.01 | 2.576 | No |

Constituent: Thallium Analysis Run 3/31/2026 5:01 AM View: Mann-Whitney
Plant Wansley Client: Southern Company Data: Wansley Landfill

Sanitas™ v.10.1.06 Software licensed to Groundwater Stats Consulting. UG
Hollow symbols indicate censored values.

## Mann-Whitney (Wilcoxon Rank Sum)

GWC-20

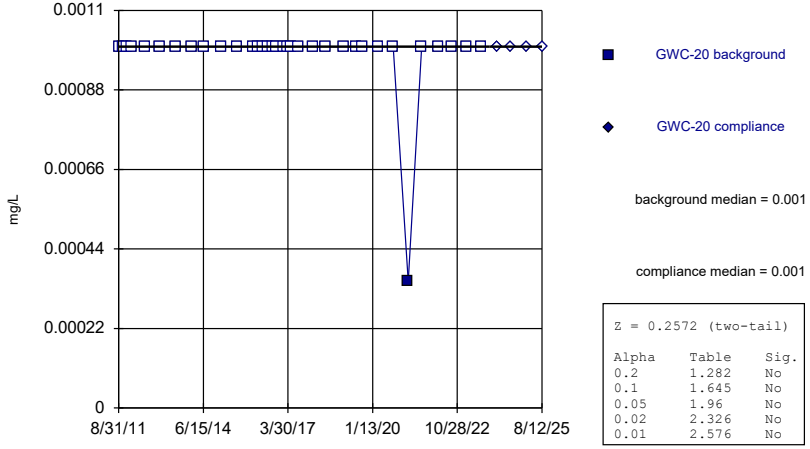


Z = 0.2572 (two-tail)

| Alpha | Table | Sig. |
|---|---|---|
| 0.2 | 1.282 | No |
| 0.1 | 1.645 | No |
| 0.05 | 1.96 | No |
| 0.02 | 2.326 | No |
| 0.01 | 2.576 | No |

Constituent: Thallium Analysis Run 3/31/2026 5:01 AM View: Mann-Whitney
Plant Wansley Client: Southern Company Data: Wansley Landfill

Sanitas™ v.10.1.06 Software licensed to Groundwater Stats Consulting. UG
Hollow symbols indicate censored values.

## Mann-Whitney (Wilcoxon Rank Sum)

GWC-21

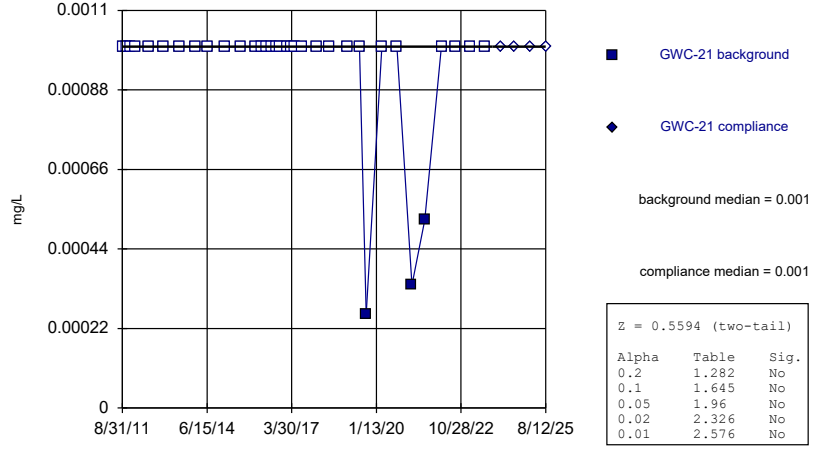


Z = 0.5594 (two-tail)

| Alpha | Table | Sig. |
|---|---|---|
| 0.2 | 1.282 | No |
| 0.1 | 1.645 | No |
| 0.05 | 1.96 | No |
| 0.02 | 2.326 | No |
| 0.01 | 2.576 | No |

Constituent: Thallium Analysis Run 3/31/2026 5:01 AM View: Mann-Whitney
Plant Wansley Client: Southern Company Data: Wansley Landfill

Sanitas™ v.10.1.06 Software licensed to Groundwater Stats Consulting. UG
Hollow symbols indicate censored values.

## Mann-Whitney (Wilcoxon Rank Sum)

GWC-22

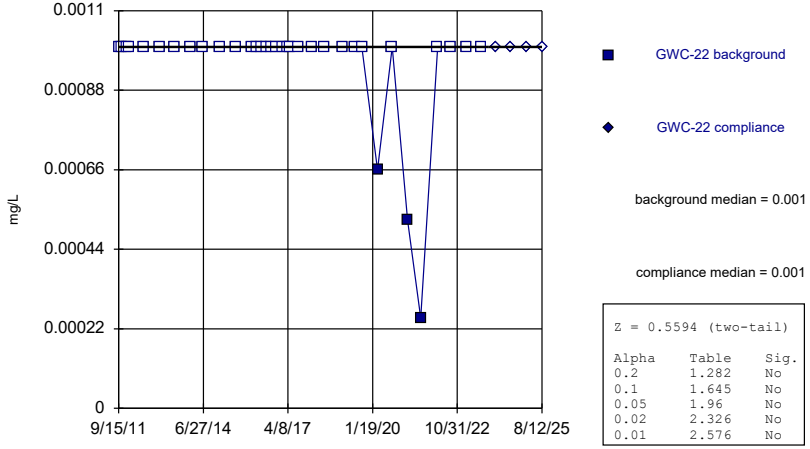


Z = 0.5594 (two-tail)

| Alpha | Table | Sig. |
|---|---|---|
| 0.2 | 1.282 | No |
| 0.1 | 1.645 | No |
| 0.05 | 1.96 | No |
| 0.02 | 2.326 | No |
| 0.01 | 2.576 | No |

Constituent: Thallium Analysis Run 3/31/2026 5:01 AM View: Mann-Whitney
Plant Wansley Client: Southern Company Data: Wansley Landfill

Sanitas™ v.10.1.06 Software licensed to Groundwater Stats Consulting. UG
Hollow symbols indicate censored values.

## Mann-Whitney (Wilcoxon Rank Sum)

GWC-23

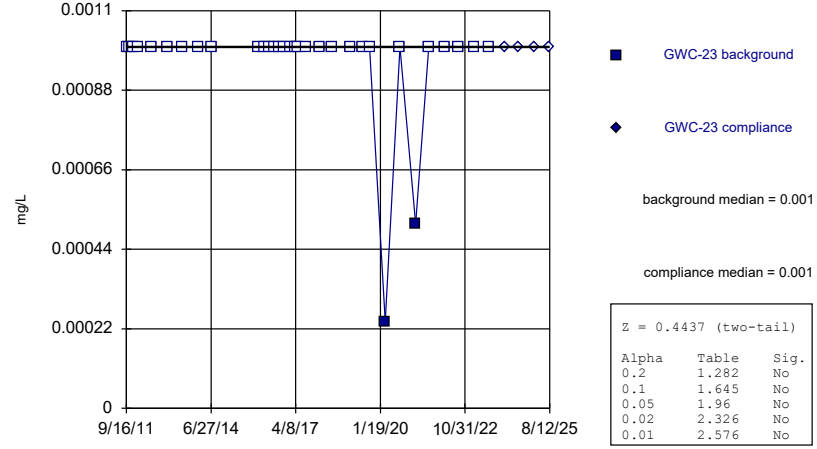


Z = 0.4437 (two-tail)

| Alpha | Table | Sig. |
|---|---|---|
| 0.2 | 1.282 | No |
| 0.1 | 1.645 | No |
| 0.05 | 1.96 | No |
| 0.02 | 2.326 | No |
| 0.01 | 2.576 | No |

Constituent: Thallium Analysis Run 3/31/2026 5:01 AM View: Mann-Whitney
Plant Wansley Client: Southern Company Data: Wansley Landfill

Sanitas™ v.10.1.06 Software licensed to Groundwater Stats Consulting. UG
Hollow symbols indicate censored values.

## Mann-Whitney (Wilcoxon Rank Sum)

GWC-24

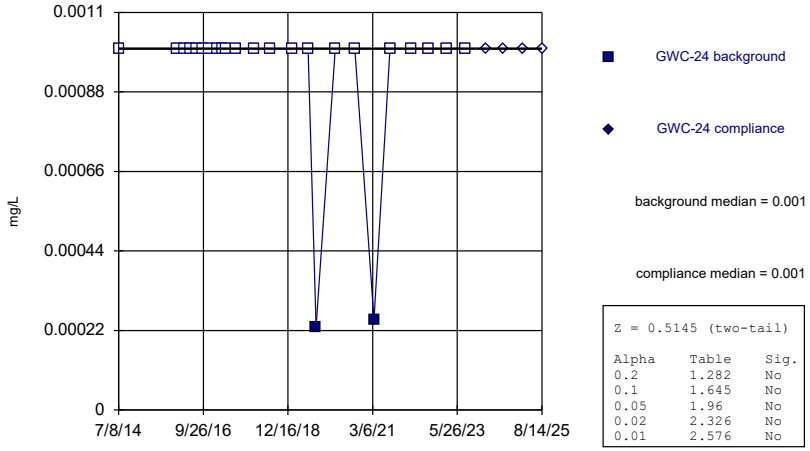


Z = 0.5145 (two-tail)

| Alpha | Table | Sig. |
|---|---|---|
| 0.2 | 1.282 | No |
| 0.1 | 1.645 | No |
| 0.05 | 1.96 | No |
| 0.02 | 2.326 | No |
| 0.01 | 2.576 | No |

Constituent: Thallium Analysis Run 3/31/2026 5:01 AM View: Mann-Whitney
Plant Wansley Client: Southern Company Data: Wansley Landfill

Sanitas™ v.10.1.06 Software licensed to Groundwater Stats Consulting. UG
Hollow symbols indicate censored values.

## Mann-Whitney (Wilcoxon Rank Sum)

GWC-25

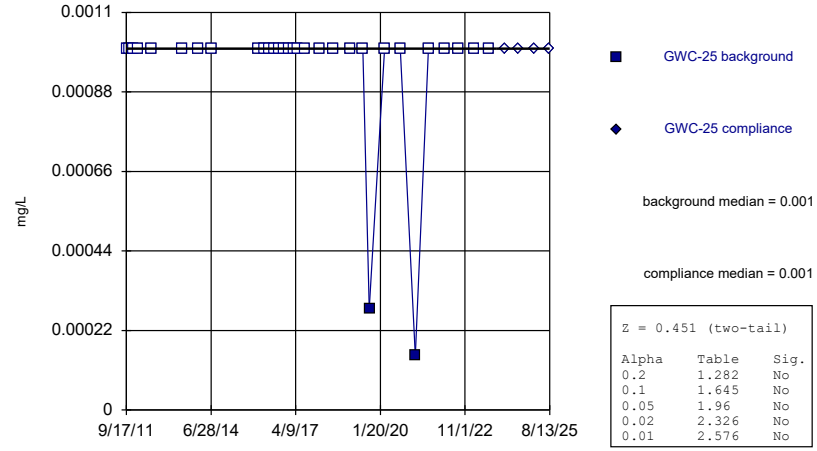


Z = 0.451 (two-tail)

| Alpha | Table | Sig. |
|---|---|---|
| 0.2 | 1.282 | No |
| 0.1 | 1.645 | No |
| 0.05 | 1.96 | No |
| 0.02 | 2.326 | No |
| 0.01 | 2.576 | No |

Constituent: Thallium Analysis Run 3/31/2026 5:01 AM View: Mann-Whitney
Plant Wansley Client: Southern Company Data: Wansley Landfill

Sanitas™ v.10.1.06 Software licensed to Groundwater Stats Consulting. UG
Hollow symbols indicate censored values.

## Mann-Whitney (Wilcoxon Rank Sum)

GWC-27

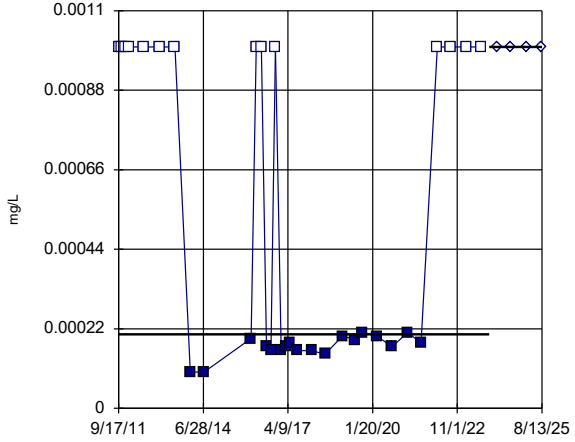


GWC-27 background

GWC-27 compliance

background median = 0.000205

compliance median = 0.001

Z = 1.913 (two-tail)

| Alpha | Table | Sig. |
|---|---|---|
| 0.2 | 1.282 | Yes |
| 0.1 | 1.645 | Yes |
| 0.05 | 1.96 | No |
| 0.02 | 2.326 | No |
| 0.01 | 2.576 | No |

Constituent: Thallium Analysis Run 3/31/2026 5:01 AM View: Mann-Whitney
Plant Wansley Client: Southern Company Data: Wansley Landfill

Sanitas™ v.10.1.06 Software licensed to Groundwater Stats Consulting. UG
Hollow symbols indicate censored values.

## Mann-Whitney (Wilcoxon Rank Sum)

GWC-30

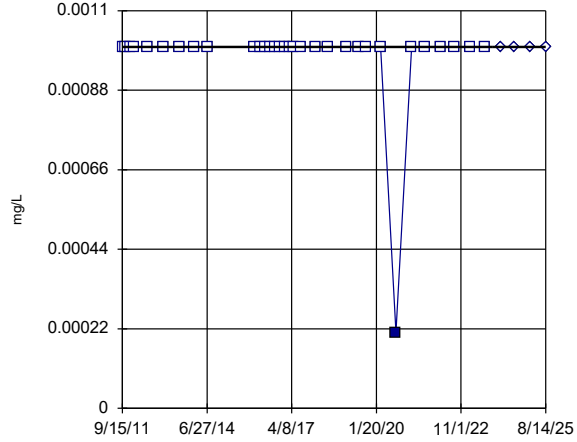


GWC-30 background

GWC-30 compliance

background median = 0.001

compliance median = 0.001

Z = 0.2652 (two-tail)

| Alpha | Table | Sig. |
|---|---|---|
| 0.2 | 1.282 | No |
| 0.1 | 1.645 | No |
| 0.05 | 1.96 | No |
| 0.02 | 2.326 | No |
| 0.01 | 2.576 | No |

Constituent: Thallium Analysis Run 3/31/2026 5:01 AM View: Mann-Whitney
Plant Wansley Client: Southern Company Data: Wansley Landfill

Sanitas™ v.10.1.06 Software licensed to Groundwater Stats Consulting. UG
Hollow symbols indicate censored values.

## Mann-Whitney (Wilcoxon Rank Sum)

GWC-31

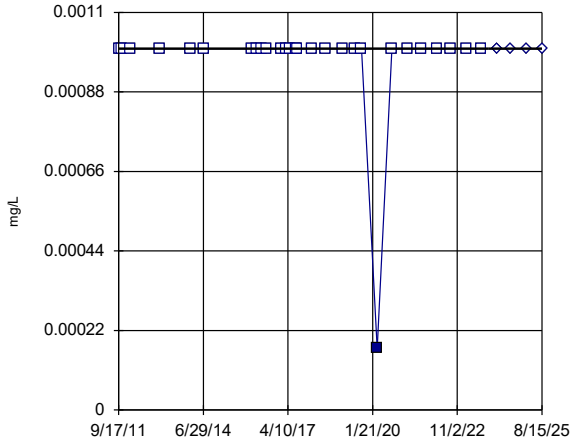


GWC-31 background

GWC-31 compliance

background median = 0.001

compliance median = 0.001

Z = 0.2835 (two-tail)

| Alpha | Table | Sig. |
|---|---|---|
| 0.2 | 1.282 | No |
| 0.1 | 1.645 | No |
| 0.05 | 1.96 | No |
| 0.02 | 2.326 | No |
| 0.01 | 2.576 | No |

Constituent: Thallium Analysis Run 3/31/2026 5:01 AM View: Mann-Whitney
Plant Wansley Client: Southern Company Data: Wansley Landfill

Sanitas™ v.10.1.06 Software licensed to Groundwater Stats Consulting. UG
Hollow symbols indicate censored values.

## Mann-Whitney (Wilcoxon Rank Sum)

GWC-33

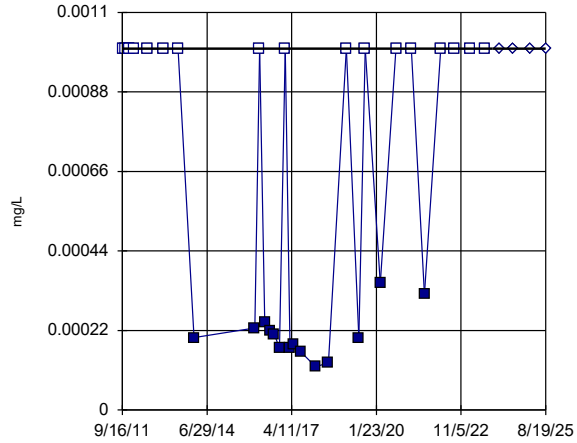


GWC-33 background

GWC-33 compliance

background median = 0.001

compliance median = 0.001

Z = 1.576 (two-tail)

| Alpha | Table | Sig. |
|---|---|---|
| 0.2 | 1.282 | Yes |
| 0.1 | 1.645 | No |
| 0.05 | 1.96 | No |
| 0.02 | 2.326 | No |
| 0.01 | 2.576 | No |

Constituent: Thallium Analysis Run 3/31/2026 5:01 AM View: Mann-Whitney
Plant Wansley Client: Southern Company Data: Wansley Landfill

Sanitas™ v.10.1.06 Software licensed to Groundwater Stats Consulting. UG
Hollow symbols indicate censored values.

## Mann-Whitney (Wilcoxon Rank Sum)

GWC-34

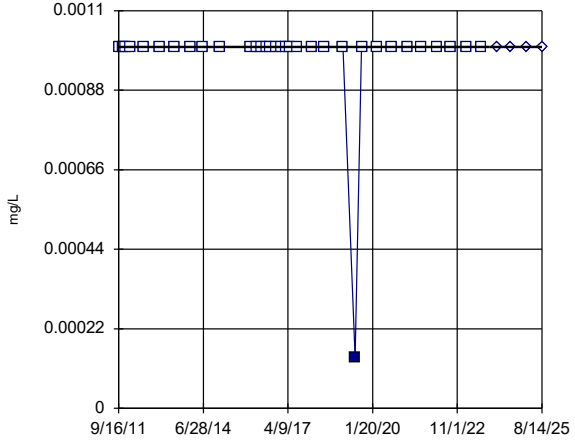


GWC-34 background

GWC-34 compliance

background median = 0.001

compliance median = 0.001

Z = 0.2611 (two-tail)

| Alpha | Table | Sig. |
|---|---|---|
| 0.2 | 1.282 | No |
| 0.1 | 1.645 | No |
| 0.05 | 1.96 | No |
| 0.02 | 2.326 | No |
| 0.01 | 2.576 | No |

Constituent: Thallium Analysis Run 3/31/2026 5:01 AM View: Mann-Whitney
Plant Wansley Client: Southern Company Data: Wansley Landfill

Sanitas™ v.10.1.06 Software licensed to Groundwater Stats Consulting. UG
Hollow symbols indicate censored values.

## Mann-Whitney (Wilcoxon Rank Sum)

GWC-35

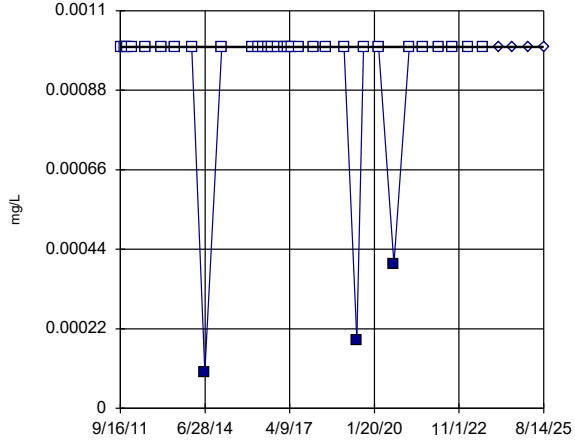


GWC-35 background

GWC-35 compliance

background median = 0.001

compliance median = 0.001

Z = 0.5682 (two-tail)

| Alpha | Table | Sig. |
|---|---|---|
| 0.2 | 1.282 | No |
| 0.1 | 1.645 | No |
| 0.05 | 1.96 | No |
| 0.02 | 2.326 | No |
| 0.01 | 2.576 | No |

Constituent: Thallium Analysis Run 3/31/2026 5:01 AM View: Mann-Whitney
Plant Wansley Client: Southern Company Data: Wansley Landfill

Sanitas™ v.10.1.06 Software licensed to Groundwater Stats Consulting. UG
Hollow symbols indicate censored values.

## Mann-Whitney (Wilcoxon Rank Sum)

GWA-1 (bg)

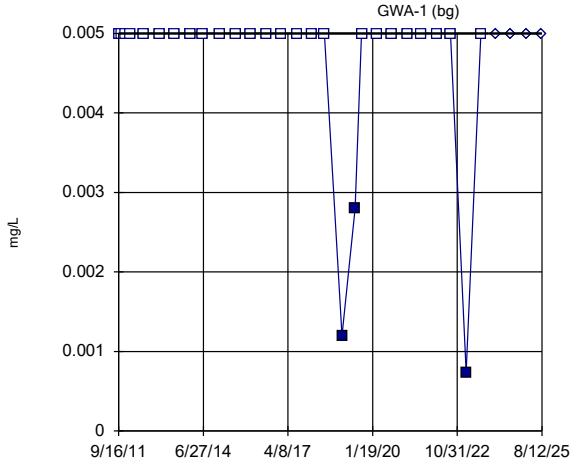


GWA-1 background

GWA-1 compliance

background median = 0.005

compliance median = 0.005

Z = 0.6196 (two-tail)

| Alpha | Table | Sig. |
|---|---|---|
| 0.2 | 1.282 | No |
| 0.1 | 1.645 | No |
| 0.05 | 1.96 | No |
| 0.02 | 2.326 | No |
| 0.01 | 2.576 | No |

Constituent: Vanadium Analysis Run 3/31/2026 5:01 AM View: Mann-Whitney
Plant Wansley Client: Southern Company Data: Wansley Landfill

Sanitas™ v.10.1.06 Software licensed to Groundwater Stats Consulting. UG
Hollow symbols indicate censored values.

## Mann-Whitney (Wilcoxon Rank Sum)

GWA-2 (bg)

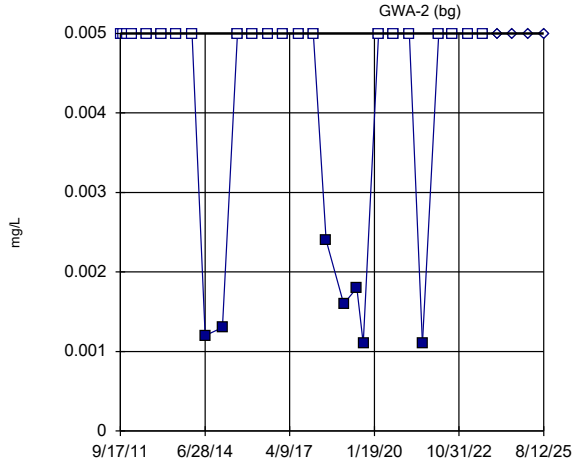


GWA-2 background

GWA-2 compliance

background median = 0.005

compliance median = 0.005

Z = 1.063 (two-tail)

| Alpha | Table | Sig. |
|---|---|---|
| 0.2 | 1.282 | No |
| 0.1 | 1.645 | No |
| 0.05 | 1.96 | No |
| 0.02 | 2.326 | No |
| 0.01 | 2.576 | No |

Constituent: Vanadium Analysis Run 3/31/2026 5:01 AM View: Mann-Whitney
Plant Wansley Client: Southern Company Data: Wansley Landfill

Sanitas™ v.10.1.06 Software licensed to Groundwater Stats Consulting. UG
Hollow symbols indicate censored values.

## Mann-Whitney (Wilcoxon Rank Sum)

GWA-4 (bg)

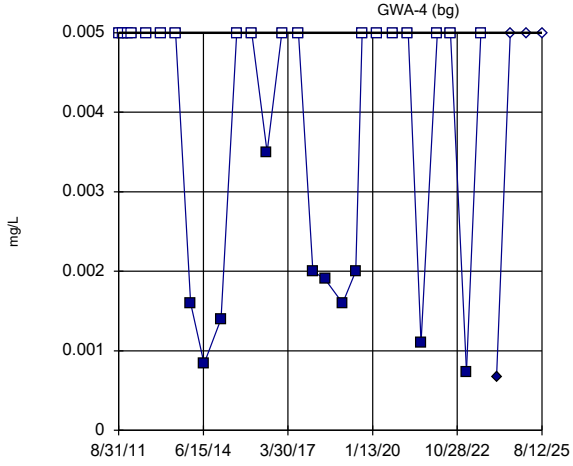


GWA-4 background

GWA-4 compliance

background median = 0.005

compliance median = 0.005

Z = 0.03364 (two-tail)

| Alpha | Table | Sig. |
|---|---|---|
| 0.2 | 1.282 | No |
| 0.1 | 1.645 | No |
| 0.05 | 1.96 | No |
| 0.02 | 2.326 | No |
| 0.01 | 2.576 | No |

Constituent: Vanadium Analysis Run 3/31/2026 5:01 AM View: Mann-Whitney
Plant Wansley Client: Southern Company Data: Wansley Landfill

Sanitas™ v.10.1.06 Software licensed to Groundwater Stats Consulting. UG
Hollow symbols indicate censored values.

## Mann-Whitney (Wilcoxon Rank Sum)

GWA-28 (bg)

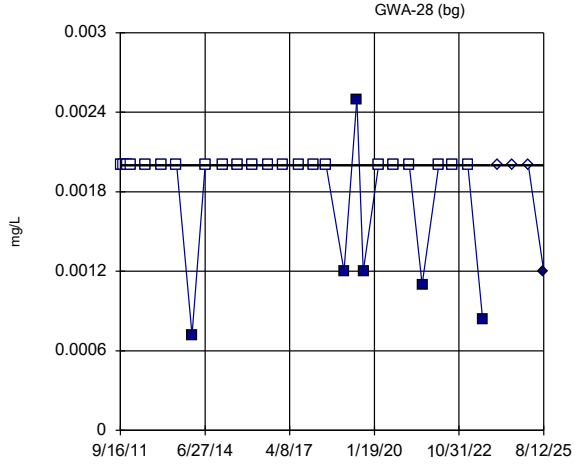


GWA-28 background

GWA-28 compliance

background median = 0.002

compliance median = 0.002

Z = -0.3546 (two-tail)

| Alpha | Table | Sig. |
|---|---|---|
| 0.2 | 1.282 | No |
| 0.1 | 1.645 | No |
| 0.05 | 1.96 | No |
| 0.02 | 2.326 | No |
| 0.01 | 2.576 | No |

Constituent: Vanadium Analysis Run 3/31/2026 5:01 AM View: Mann-Whitney
Plant Wansley Client: Southern Company Data: Wansley Landfill

Sanitas™ v.10.1.06 Software licensed to Groundwater Stats Consulting. UG
Hollow symbols indicate censored values.

## Mann-Whitney (Wilcoxon Rank Sum)

GWA-29 (bg)

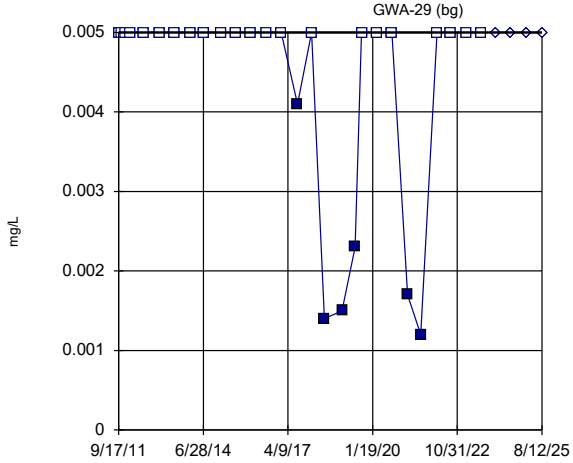


GWA-29 background

GWA-29 compliance

background median = 0.005

compliance median = 0.005

Z = 0.9621 (two-tail)

| Alpha | Table | Sig. |
|---|---|---|
| 0.2 | 1.282 | No |
| 0.1 | 1.645 | No |
| 0.05 | 1.96 | No |
| 0.02 | 2.326 | No |
| 0.01 | 2.576 | No |

Constituent: Vanadium Analysis Run 3/31/2026 5:01 AM View: Mann-Whitney
Plant Wansley Client: Southern Company Data: Wansley Landfill

Sanitas™ v.10.1.06 Software licensed to Groundwater Stats Consulting. UG
Hollow symbols indicate censored values.

## Mann-Whitney (Wilcoxon Rank Sum)

GWC-5

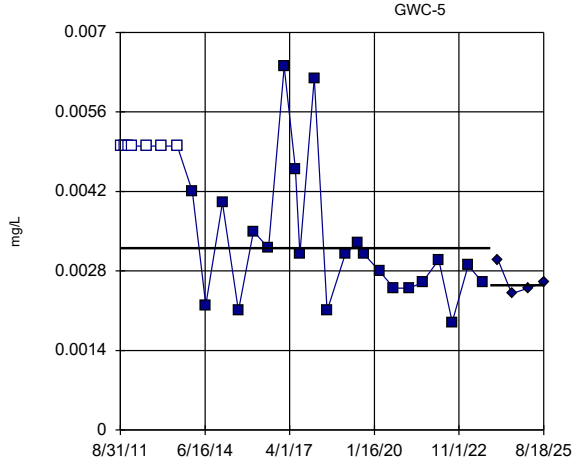


GWC-5 background

GWC-5 compliance

background median = 0.0032

compliance median = 0.00255

Z = -1.776 (two-tail)

| Alpha | Table | Sig. |
|---|---|---|
| 0.2 | 1.282 | Yes |
| 0.1 | 1.645 | Yes |
| 0.05 | 1.96 | No |
| 0.02 | 2.326 | No |
| 0.01 | 2.576 | No |

Constituent: Vanadium Analysis Run 3/31/2026 5:01 AM View: Mann-Whitney
Plant Wansley Client: Southern Company Data: Wansley Landfill

Sanitas™ v.10.1.06 Software licensed to Groundwater Stats Consulting. UG
Hollow symbols indicate censored values.

## Mann-Whitney (Wilcoxon Rank Sum)

GWC-6

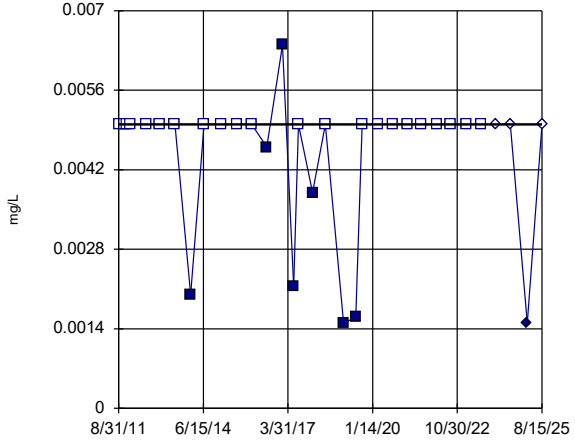


GWC-6 background

GWC-6 compliance

background median = 0.005

compliance median = 0.005

Z = -0.5135 (two-tail)

| Alpha | Table | Sig. |
|---|---|---|
| 0.2 | 1.282 | No |
| 0.1 | 1.645 | No |
| 0.05 | 1.96 | No |
| 0.02 | 2.326 | No |
| 0.01 | 2.576 | No |

Constituent: Vanadium Analysis Run 3/31/2026 5:01 AM View: Mann-Whitney
Plant Wansley Client: Southern Company Data: Wansley Landfill

Sanitas™ v.10.1.06 Software licensed to Groundwater Stats Consulting. UG
Hollow symbols indicate censored values.

## Mann-Whitney (Wilcoxon Rank Sum)

GWC-7

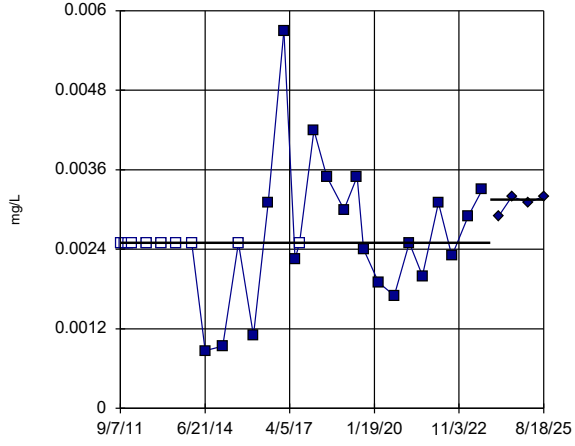


GWC-7 background

GWC-7 compliance

background median = 0.0025

compliance median = 0.00315

Z = 1.847 (two-tail)

| Alpha | Table | Sig. |
|---|---|---|
| 0.2 | 1.282 | Yes |
| 0.1 | 1.645 | Yes |
| 0.05 | 1.96 | No |
| 0.02 | 2.326 | No |
| 0.01 | 2.576 | No |

Constituent: Vanadium Analysis Run 3/31/2026 5:01 AM View: Mann-Whitney
Plant Wansley Client: Southern Company Data: Wansley Landfill

Sanitas™ v.10.1.06 Software licensed to Groundwater Stats Consulting. UG
Hollow symbols indicate censored values.

## Mann-Whitney (Wilcoxon Rank Sum)

GWC-8

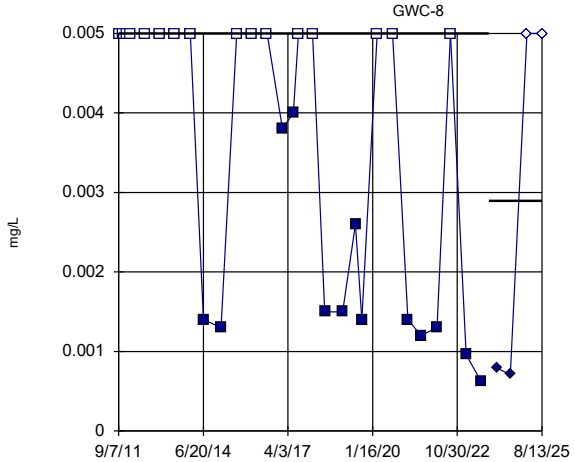


GWC-8 background

GWC-8 compliance

background median = 0.005

compliance median = 0.002895

Z = -0.8742 (two-tail)

| Alpha | Table | Sig. |
|---|---|---|
| 0.2 | 1.282 | No |
| 0.1 | 1.645 | No |
| 0.05 | 1.96 | No |
| 0.02 | 2.326 | No |
| 0.01 | 2.576 | No |

Constituent: Vanadium Analysis Run 3/31/2026 5:01 AM View: Mann-Whitney
Plant Wansley Client: Southern Company Data: Wansley Landfill

Sanitas™ v.10.1.06 Software licensed to Groundwater Stats Consulting. UG
Hollow symbols indicate censored values.

## Mann-Whitney (Wilcoxon Rank Sum)

GWC-9

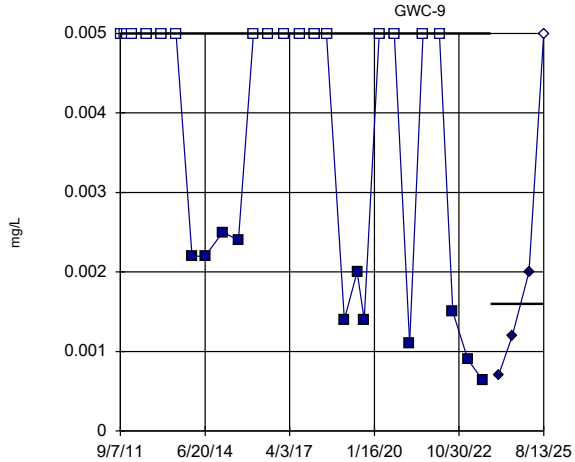


GWC-9 background

GWC-9 compliance

background median = 0.005

compliance median = 0.0016

Z = -1.666 (two-tail)

| Alpha | Table | Sig. |
|---|---|---|
| 0.2 | 1.282 | Yes |
| 0.1 | 1.645 | Yes |
| 0.05 | 1.96 | No |
| 0.02 | 2.326 | No |
| 0.01 | 2.576 | No |

Constituent: Vanadium Analysis Run 3/31/2026 5:01 AM View: Mann-Whitney
Plant Wansley Client: Southern Company Data: Wansley Landfill

Sanitas™ v.10.1.06 Software licensed to Groundwater Stats Consulting. UG
Hollow symbols indicate censored values.

## Mann-Whitney (Wilcoxon Rank Sum)

GWC-10

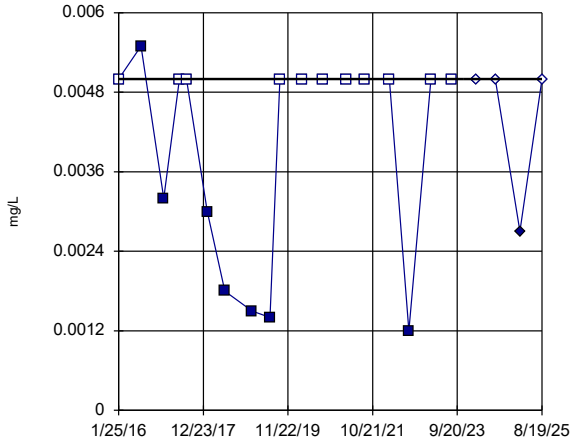


GWC-10 background

GWC-10 compliance

background median = 0.005

compliance median = 0.005

Z = 0.1975 (two-tail)

| Alpha | Table | Sig. |
|---|---|---|
| 0.2 | 1.282 | No |
| 0.1 | 1.645 | No |
| 0.05 | 1.96 | No |
| 0.02 | 2.326 | No |
| 0.01 | 2.576 | No |

Constituent: Vanadium Analysis Run 3/31/2026 5:01 AM View: Mann-Whitney
Plant Wansley Client: Southern Company Data: Wansley Landfill

Sanitas™ v.10.1.06 Software licensed to Groundwater Stats Consulting. UG
Hollow symbols indicate censored values.

## Mann-Whitney (Wilcoxon Rank Sum)

GWC-11

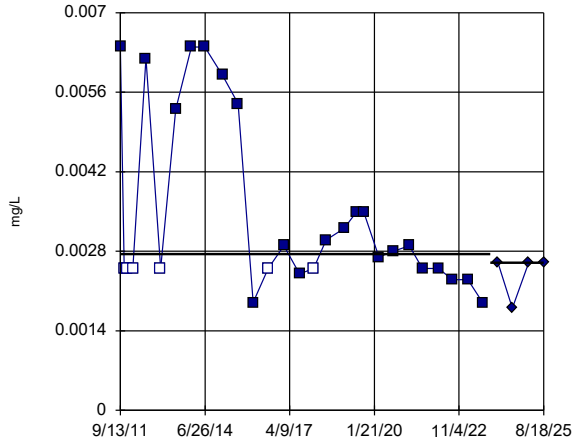


GWC-11 background

GWC-11 compliance

background median = 0.00275

compliance median = 0.0026

Z = -1.002 (two-tail)

| Alpha | Table | Sig. |
|---|---|---|
| 0.2 | 1.282 | No |
| 0.1 | 1.645 | No |
| 0.05 | 1.96 | No |
| 0.02 | 2.326 | No |
| 0.01 | 2.576 | No |

Constituent: Vanadium Analysis Run 3/31/2026 5:01 AM View: Mann-Whitney
Plant Wansley Client: Southern Company Data: Wansley Landfill

Sanitas™ v.10.1.06 Software licensed to Groundwater Stats Consulting. UG
Hollow symbols indicate censored values.

## Mann-Whitney (Wilcoxon Rank Sum)

GWC-12

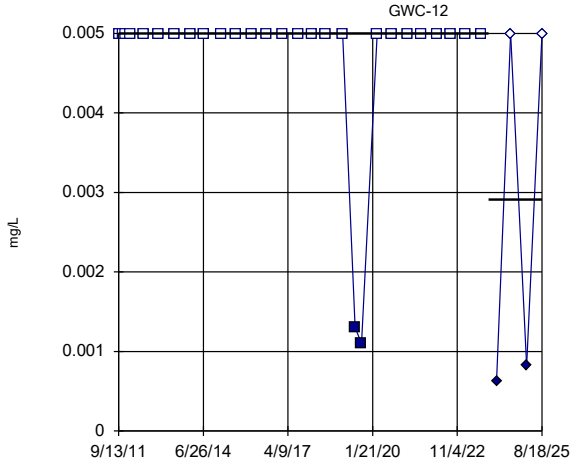


GWC-12 background

GWC-12 compliance

background median = 0.005

compliance median = 0.00291

Z = -2.627 (two-tail)

| Alpha | Table | Sig. |
|---|---|---|
| 0.2 | 1.282 | Yes |
| 0.1 | 1.645 | Yes |
| 0.05 | 1.96 | Yes |
| 0.02 | 2.326 | Yes |
| 0.01 | 2.576 | Yes |

Constituent: Vanadium Analysis Run 3/31/2026 5:01 AM View: Mann-Whitney
Plant Wansley Client: Southern Company Data: Wansley Landfill

Sanitas™ v.10.1.06 Software licensed to Groundwater Stats Consulting. UG
Hollow symbols indicate censored values.

## Mann-Whitney (Wilcoxon Rank Sum)

GWC-13

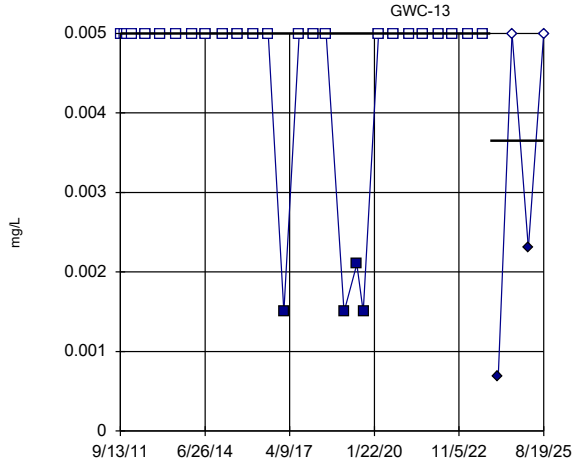


GWC-13 background

GWC-13 compliance

background median = 0.005

compliance median = 0.00365

Z = -1.716 (two-tail)

| Alpha | Table | Sig. |
|---|---|---|
| 0.2 | 1.282 | Yes |
| 0.1 | 1.645 | Yes |
| 0.05 | 1.96 | No |
| 0.02 | 2.326 | No |
| 0.01 | 2.576 | No |

Constituent: Vanadium Analysis Run 3/31/2026 5:01 AM View: Mann-Whitney
Plant Wansley Client: Southern Company Data: Wansley Landfill

Sanitas™ v.10.1.06 Software licensed to Groundwater Stats Consulting. UG
Hollow symbols indicate censored values.

## Mann-Whitney (Wilcoxon Rank Sum)

GWC-14

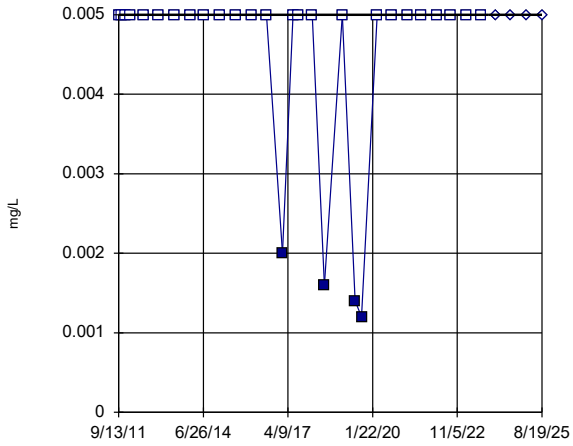


GWC-14 background

GWC-14 compliance

background median = 0.005

compliance median = 0.005

Z = 0.7296 (two-tail)

| Alpha | Table | Sig. |
|---|---|---|
| 0.2 | 1.282 | No |
| 0.1 | 1.645 | No |
| 0.05 | 1.96 | No |
| 0.02 | 2.326 | No |
| 0.01 | 2.576 | No |

Constituent: Vanadium Analysis Run 3/31/2026 5:01 AM View: Mann-Whitney
Plant Wansley Client: Southern Company Data: Wansley Landfill

Sanitas™ v.10.1.06 Software licensed to Groundwater Stats Consulting. UG
Hollow symbols indicate censored values.

## Mann-Whitney (Wilcoxon Rank Sum)

GWC-15

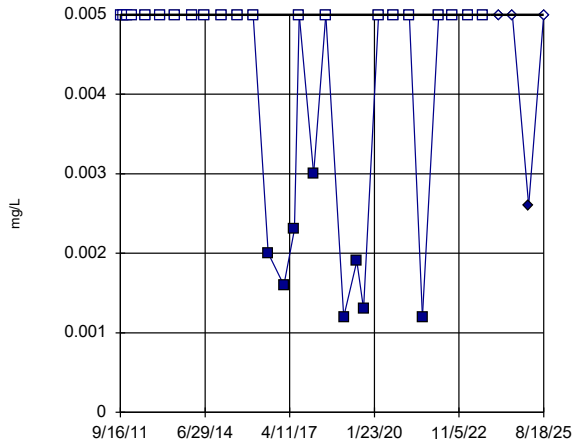


GWC-15 background

GWC-15 compliance

background median = 0.005

compliance median = 0.005

Z = 0.2812 (two-tail)

| Alpha | Table | Sig. |
|---|---|---|
| 0.2 | 1.282 | No |
| 0.1 | 1.645 | No |
| 0.05 | 1.96 | No |
| 0.02 | 2.326 | No |
| 0.01 | 2.576 | No |

Constituent: Vanadium Analysis Run 3/31/2026 5:01 AM View: Mann-Whitney
Plant Wansley Client: Southern Company Data: Wansley Landfill

Sanitas™ v.10.1.06 Software licensed to Groundwater Stats Consulting. UG
Hollow symbols indicate censored values.

## Mann-Whitney (Wilcoxon Rank Sum)

GWC-16

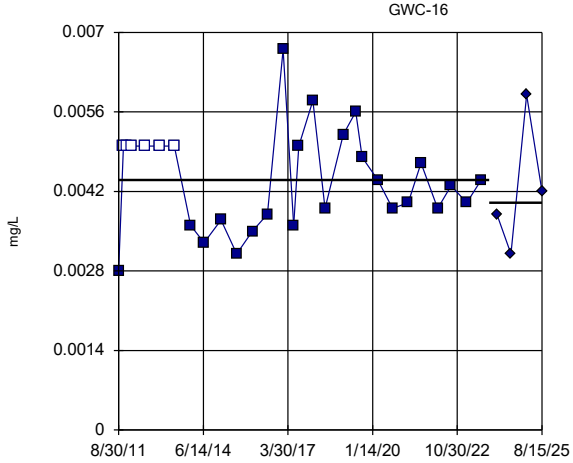


GWC-16 background

GWC-16 compliance

background median = 0.0044

compliance median = 0.004

Z = -0.4706 (two-tail)

| Alpha | Table | Sig. |
|---|---|---|
| 0.2 | 1.282 | No |
| 0.1 | 1.645 | No |
| 0.05 | 1.96 | No |
| 0.02 | 2.326 | No |
| 0.01 | 2.576 | No |

Constituent: Vanadium Analysis Run 3/31/2026 5:01 AM View: Mann-Whitney
Plant Wansley Client: Southern Company Data: Wansley Landfill

Sanitas™ v.10.1.06 Software licensed to Groundwater Stats Consulting. UG
Hollow symbols indicate censored values.

## Mann-Whitney (Wilcoxon Rank Sum)

GWC-17

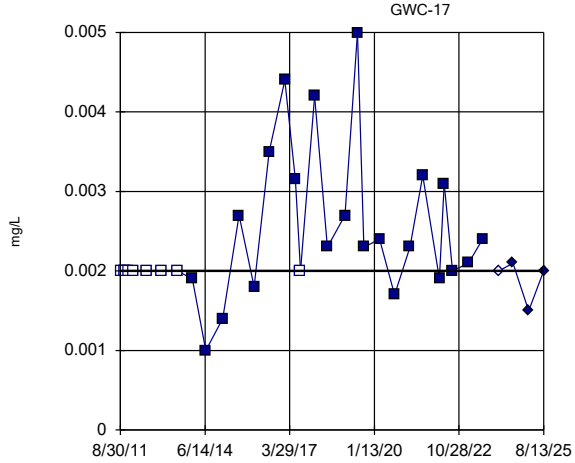


GWC-17 background

GWC-17 compliance

background median = 0.002

compliance median = 0.002

Z = -1.365 (two-tail)

| Alpha | Table | Sig. |
|---|---|---|
| 0.2 | 1.282 | Yes |
| 0.1 | 1.645 | No |
| 0.05 | 1.96 | No |
| 0.02 | 2.326 | No |
| 0.01 | 2.576 | No |

Constituent: Vanadium Analysis Run 3/31/2026 5:02 AM View: Mann-Whitney
Plant Wansley Client: Southern Company Data: Wansley Landfill

Sanitas™ v.10.1.06 Software licensed to Groundwater Stats Consulting. UG
Hollow symbols indicate censored values.

## Mann-Whitney (Wilcoxon Rank Sum)

GWC-18

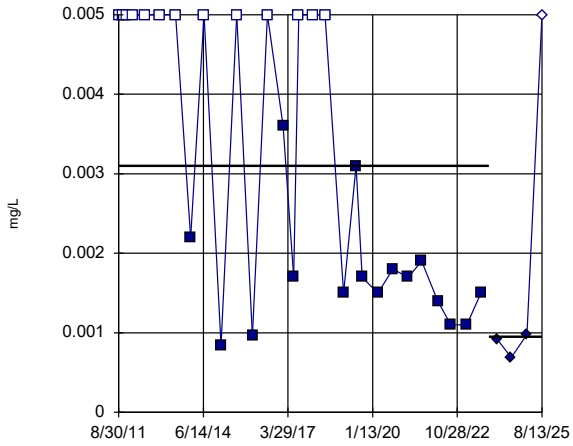


GWC-18 background

GWC-18 compliance

background median = 0.0031

compliance median = 0.00095

Z = -1.895 (two-tail)

| Alpha | Table | Sig. |
|---|---|---|
| 0.2 | 1.282 | Yes |
| 0.1 | 1.645 | Yes |
| 0.05 | 1.96 | No |
| 0.02 | 2.326 | No |
| 0.01 | 2.576 | No |

Constituent: Vanadium Analysis Run 3/31/2026 5:02 AM View: Mann-Whitney
Plant Wansley Client: Southern Company Data: Wansley Landfill

Sanitas™ v.10.1.06 Software licensed to Groundwater Stats Consulting. UG
Hollow symbols indicate censored values.

## Mann-Whitney (Wilcoxon Rank Sum)

GWC-19

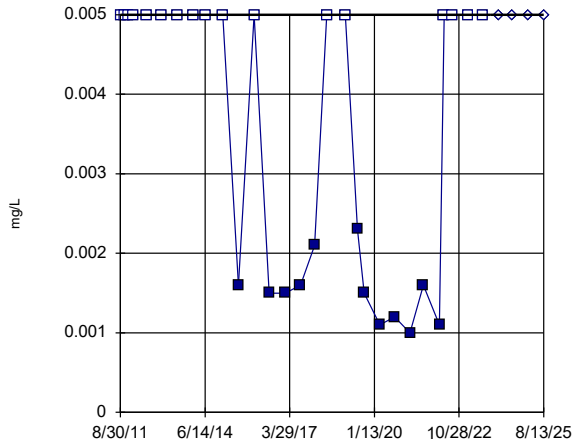


GWC-19 background

GWC-19 compliance

background median = 0.005

compliance median = 0.005

Z = 1.506 (two-tail)

| Alpha | Table | Sig. |
|---|---|---|
| 0.2 | 1.282 | Yes |
| 0.1 | 1.645 | No |
| 0.05 | 1.96 | No |
| 0.02 | 2.326 | No |
| 0.01 | 2.576 | No |

Constituent: Vanadium Analysis Run 3/31/2026 5:02 AM View: Mann-Whitney
Plant Wansley Client: Southern Company Data: Wansley Landfill

Sanitas™ v.10.1.06 Software licensed to Groundwater Stats Consulting. UG
Hollow symbols indicate censored values.

## Mann-Whitney (Wilcoxon Rank Sum)

GWC-20

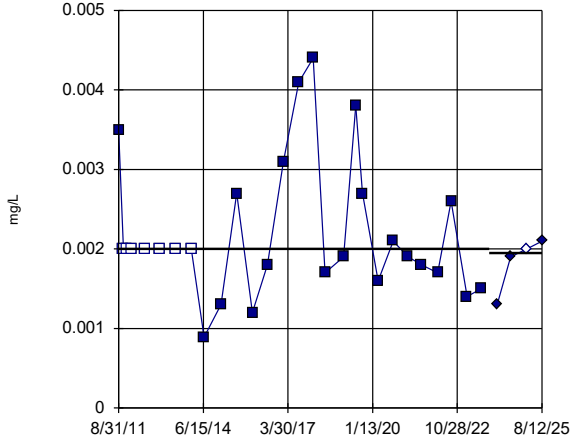


GWC-20 background

GWC-20 compliance

background median = 0.002

compliance median = 0.00195

Z = -0.4598 (two-tail)

| Alpha | Table | Sig. |
|---|---|---|
| 0.2 | 1.282 | No |
| 0.1 | 1.645 | No |
| 0.05 | 1.96 | No |
| 0.02 | 2.326 | No |
| 0.01 | 2.576 | No |

Constituent: Vanadium Analysis Run 3/31/2026 5:02 AM View: Mann-Whitney
Plant Wansley Client: Southern Company Data: Wansley Landfill

Sanitas™ v.10.1.06 Software licensed to Groundwater Stats Consulting. UG
Hollow symbols indicate censored values.

## Mann-Whitney (Wilcoxon Rank Sum)

GWC-21

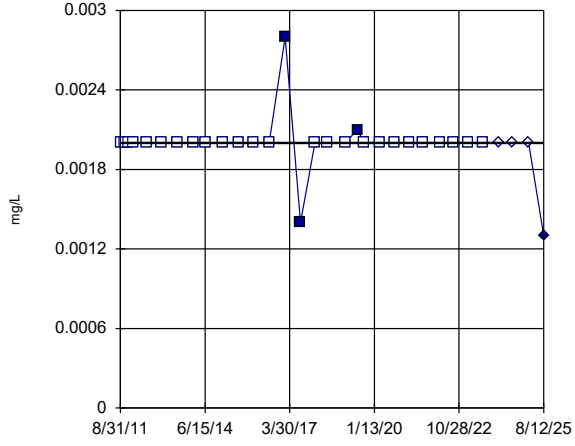


GWC-21 background

GWC-21 compliance

background median = 0.002

compliance median = 0.002

Z = -1.586 (two-tail)

| Alpha | Table | Sig. |
|---|---|---|
| 0.2 | 1.282 | Yes |
| 0.1 | 1.645 | No |
| 0.05 | 1.96 | No |
| 0.02 | 2.326 | No |
| 0.01 | 2.576 | No |

Constituent: Vanadium Analysis Run 3/31/2026 5:02 AM View: Mann-Whitney
Plant Wansley Client: Southern Company Data: Wansley Landfill

Sanitas™ v.10.1.06 Software licensed to Groundwater Stats Consulting. UG
Hollow symbols indicate censored values.

## Mann-Whitney (Wilcoxon Rank Sum)

GWC-22

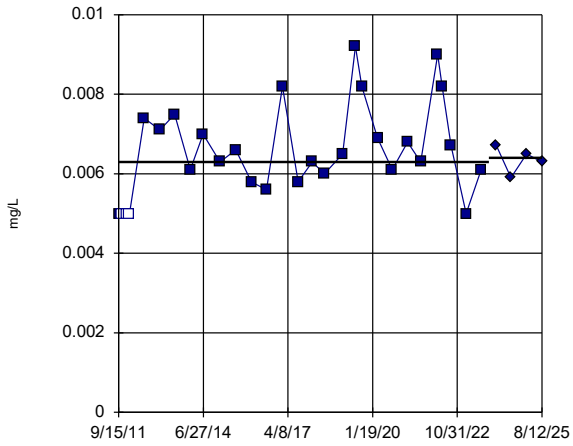


GWC-22 background

GWC-22 compliance

background median = 0.0063

compliance median = 0.0064

Z = -0.2211 (two-tail)

| Alpha | Table | Sig. |
|---|---|---|
| 0.2 | 1.282 | No |
| 0.1 | 1.645 | No |
| 0.05 | 1.96 | No |
| 0.02 | 2.326 | No |
| 0.01 | 2.576 | No |

Constituent: Vanadium Analysis Run 3/31/2026 5:02 AM View: Mann-Whitney
Plant Wansley Client: Southern Company Data: Wansley Landfill

Sanitas™ v.10.1.06 Software licensed to Groundwater Stats Consulting. UG
Hollow symbols indicate censored values.

## Mann-Whitney (Wilcoxon Rank Sum)

GWC-23

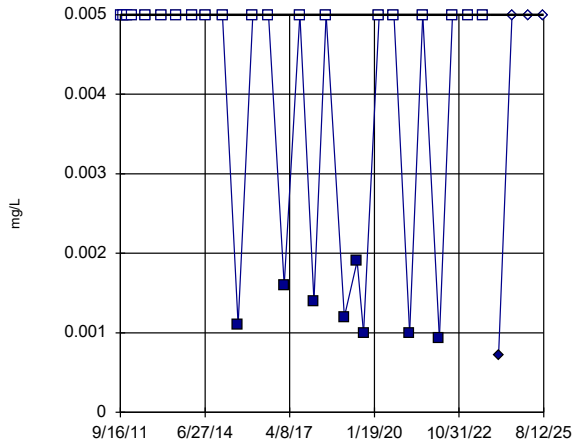


GWC-23 background

GWC-23 compliance

background median = 0.005

compliance median = 0.005

Z = -0.1796 (two-tail)

| Alpha | Table | Sig. |
|---|---|---|
| 0.2 | 1.282 | No |
| 0.1 | 1.645 | No |
| 0.05 | 1.96 | No |
| 0.02 | 2.326 | No |
| 0.01 | 2.576 | No |

Constituent: Vanadium Analysis Run 3/31/2026 5:02 AM View: Mann-Whitney
Plant Wansley Client: Southern Company Data: Wansley Landfill

Sanitas™ v.10.1.06 Software licensed to Groundwater Stats Consulting. UG
Hollow symbols indicate censored values.

## Mann-Whitney (Wilcoxon Rank Sum)

GWC-24

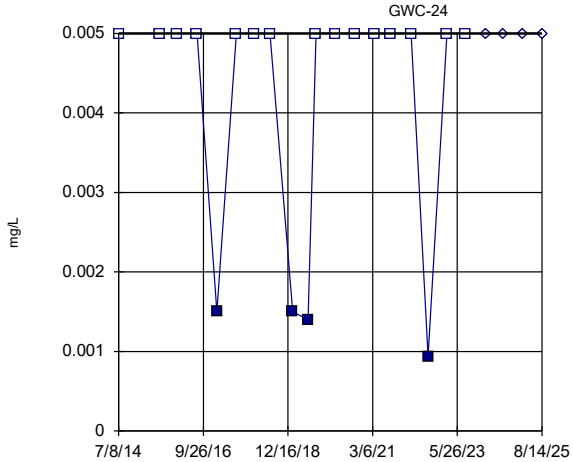


GWC-24 background

GWC-24 compliance

background median = 0.005

compliance median = 0.005

Z = 0.921 (two-tail)

| Alpha | Table | Sig. |
|---|---|---|
| 0.2 | 1.282 | No |
| 0.1 | 1.645 | No |
| 0.05 | 1.96 | No |
| 0.02 | 2.326 | No |
| 0.01 | 2.576 | No |

Constituent: Vanadium Analysis Run 3/31/2026 5:02 AM View: Mann-Whitney
Plant Wansley Client: Southern Company Data: Wansley Landfill

Sanitas™ v.10.1.06 Software licensed to Groundwater Stats Consulting. UG
Hollow symbols indicate censored values.

## Mann-Whitney (Wilcoxon Rank Sum)

GWC-25

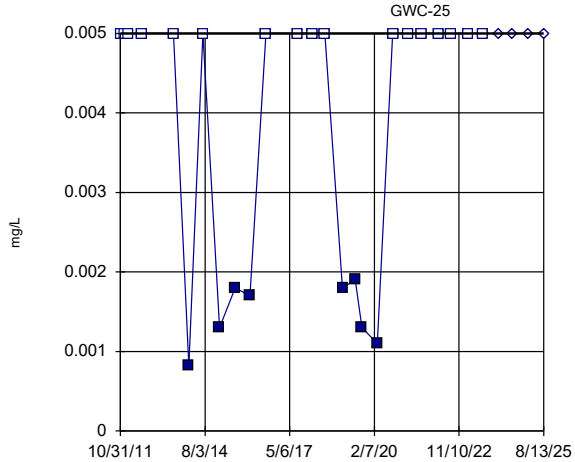


GWC-25 background

GWC-25 compliance

background median = 0.005

compliance median = 0.005

Z = 1.245 (two-tail)

| Alpha | Table | Sig. |
|---|---|---|
| 0.2 | 1.282 | No |
| 0.1 | 1.645 | No |
| 0.05 | 1.96 | No |
| 0.02 | 2.326 | No |
| 0.01 | 2.576 | No |

Constituent: Vanadium Analysis Run 3/31/2026 5:02 AM View: Mann-Whitney
Plant Wansley Client: Southern Company Data: Wansley Landfill

Sanitas™ v.10.1.06 Software licensed to Groundwater Stats Consulting. UG
Hollow symbols indicate censored values.

## Mann-Whitney (Wilcoxon Rank Sum)

GWC-26

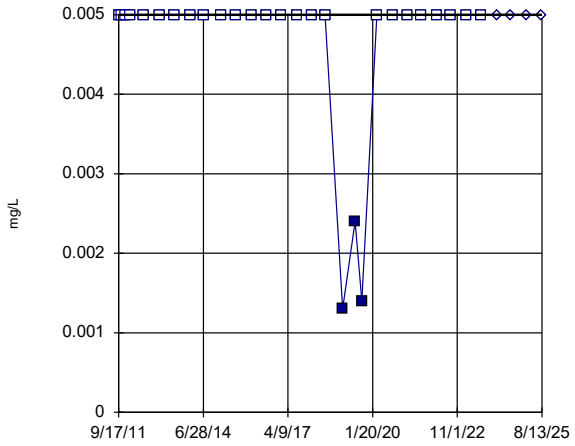


GWC-26 background

GWC-26 compliance

background median = 0.005

compliance median = 0.005

Z = 0.6196 (two-tail)

| Alpha | Table | Sig. |
|---|---|---|
| 0.2 | 1.282 | No |
| 0.1 | 1.645 | No |
| 0.05 | 1.96 | No |
| 0.02 | 2.326 | No |
| 0.01 | 2.576 | No |

Constituent: Vanadium Analysis Run 3/31/2026 5:02 AM View: Mann-Whitney
Plant Wansley Client: Southern Company Data: Wansley Landfill

Sanitas™ v.10.1.06 Software licensed to Groundwater Stats Consulting. UG
Hollow symbols indicate censored values.

## Mann-Whitney (Wilcoxon Rank Sum)

GWC-27

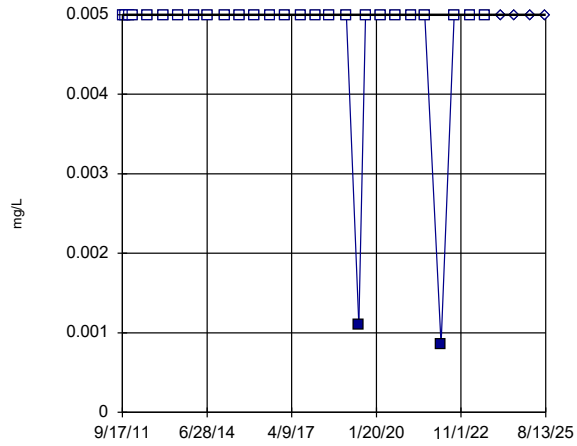


GWC-27 background

GWC-27 compliance

background median = 0.005

compliance median = 0.005

Z = 0.4752 (two-tail)

| Alpha | Table | Sig. |
|---|---|---|
| 0.2 | 1.282 | No |
| 0.1 | 1.645 | No |
| 0.05 | 1.96 | No |
| 0.02 | 2.326 | No |
| 0.01 | 2.576 | No |

Constituent: Vanadium Analysis Run 3/31/2026 5:02 AM View: Mann-Whitney
Plant Wansley Client: Southern Company Data: Wansley Landfill

Sanitas™ v.10.1.06 Software licensed to Groundwater Stats Consulting. UG
Hollow symbols indicate censored values.

## Mann-Whitney (Wilcoxon Rank Sum)

GWC-30

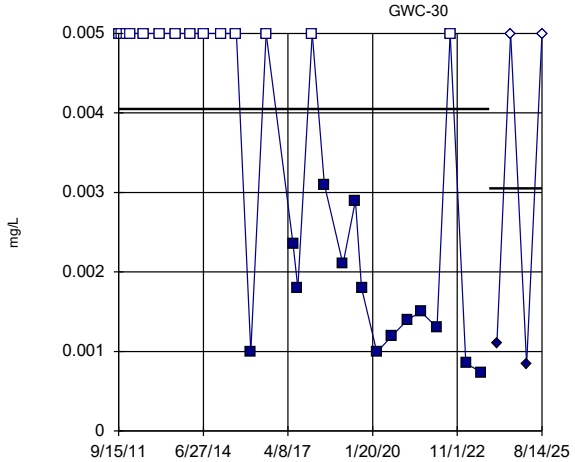


GWC-30 background

GWC-30 compliance

background median = 0.00405

compliance median = 0.00305

Z = -0.5786 (two-tail)

| Alpha | Table | Sig. |
|---|---|---|
| 0.2 | 1.282 | No |
| 0.1 | 1.645 | No |
| 0.05 | 1.96 | No |
| 0.02 | 2.326 | No |
| 0.01 | 2.576 | No |

Constituent: Vanadium Analysis Run 3/31/2026 5:02 AM View: Mann-Whitney
Plant Wansley Client: Southern Company Data: Wansley Landfill

Sanitas™ v.10.1.06 Software licensed to Groundwater Stats Consulting. UG
Hollow symbols indicate censored values.

## Mann-Whitney (Wilcoxon Rank Sum)

GWC-31

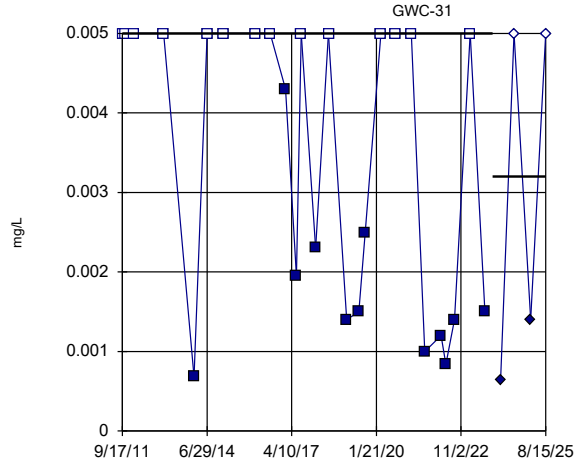


GWC-31 background

GWC-31 compliance

background median = 0.005

compliance median = 0.0032

Z = -0.6295 (two-tail)

| Alpha | Table | Sig. |
|---|---|---|
| 0.2 | 1.282 | No |
| 0.1 | 1.645 | No |
| 0.05 | 1.96 | No |
| 0.02 | 2.326 | No |
| 0.01 | 2.576 | No |

Constituent: Vanadium Analysis Run 3/31/2026 5:02 AM View: Mann-Whitney
Plant Wansley Client: Southern Company Data: Wansley Landfill

Sanitas™ v.10.1.06 Software licensed to Groundwater Stats Consulting. UG
Hollow symbols indicate censored values.

## Mann-Whitney (Wilcoxon Rank Sum)

GWC-32

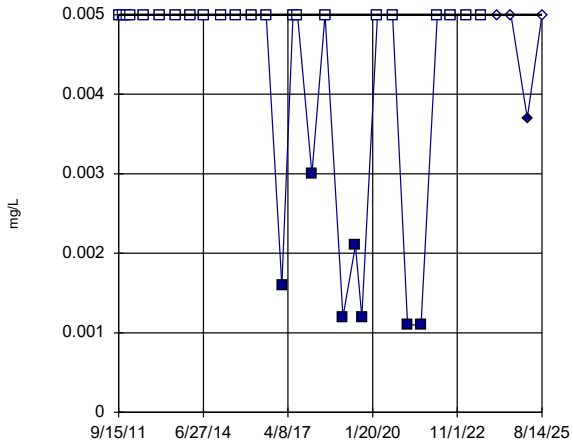


GWC-32 background

GWC-32 compliance

background median = 0.005

compliance median = 0.005

Z = 0.1834 (two-tail)

| Alpha | Table | Sig. |
|---|---|---|
| 0.2 | 1.282 | No |
| 0.1 | 1.645 | No |
| 0.05 | 1.96 | No |
| 0.02 | 2.326 | No |
| 0.01 | 2.576 | No |

Constituent: Vanadium Analysis Run 3/31/2026 5:02 AM View: Mann-Whitney
Plant Wansley Client: Southern Company Data: Wansley Landfill

Sanitas™ v.10.1.06 Software licensed to Groundwater Stats Consulting. UG
Hollow symbols indicate censored values.

## Mann-Whitney (Wilcoxon Rank Sum)

GWC-33

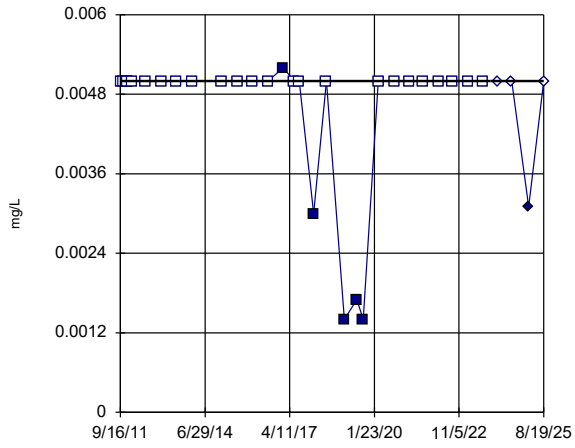


GWC-33 background

GWC-33 compliance

background median = 0.005

compliance median = 0.005

Z = -0.5331 (two-tail)

| Alpha | Table | Sig. |
|---|---|---|
| 0.2 | 1.282 | No |
| 0.1 | 1.645 | No |
| 0.05 | 1.96 | No |
| 0.02 | 2.326 | No |
| 0.01 | 2.576 | No |

Constituent: Vanadium Analysis Run 3/31/2026 5:02 AM View: Mann-Whitney
Plant Wansley Client: Southern Company Data: Wansley Landfill

Sanitas™ v.10.1.06 Software licensed to Groundwater Stats Consulting. UG
Hollow symbols indicate censored values.

## Mann-Whitney (Wilcoxon Rank Sum)

GWC-34

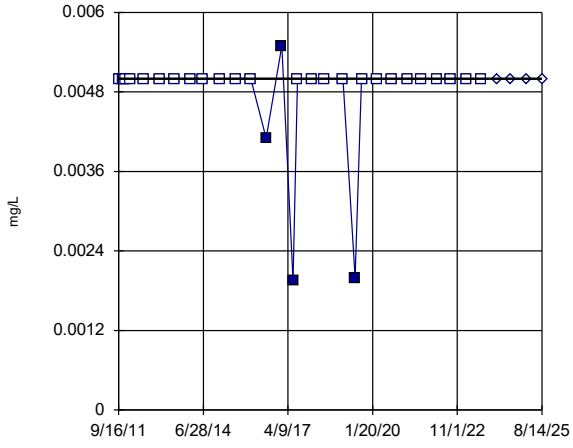


GWC-34 background

GWC-34 compliance

background median = 0.005

compliance median = 0.005

Z = 0.3405 (two-tail)

| Alpha | Table | Sig. |
|---|---|---|
| 0.2 | 1.282 | No |
| 0.1 | 1.645 | No |
| 0.05 | 1.96 | No |
| 0.02 | 2.326 | No |
| 0.01 | 2.576 | No |

Constituent: Vanadium Analysis Run 3/31/2026 5:02 AM View: Mann-Whitney
Plant Wansley Client: Southern Company Data: Wansley Landfill

Sanitas™ v.10.1.06 Software licensed to Groundwater Stats Consulting. UG
Hollow symbols indicate censored values.

## Mann-Whitney (Wilcoxon Rank Sum)

GWC-35

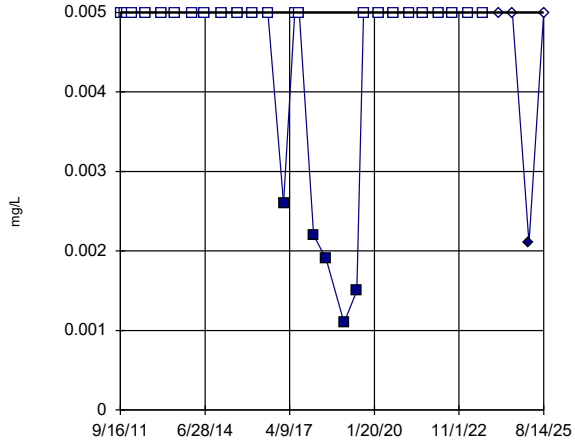


GWC-35 background

GWC-35 compliance

background median = 0.005

compliance median = 0.005

Z = -0.369 (two-tail)

| Alpha | Table | Sig. |
|---|---|---|
| 0.2 | 1.282 | No |
| 0.1 | 1.645 | No |
| 0.05 | 1.96 | No |
| 0.02 | 2.326 | No |
| 0.01 | 2.576 | No |

Constituent: Vanadium Analysis Run 3/31/2026 5:02 AM View: Mann-Whitney
Plant Wansley Client: Southern Company Data: Wansley Landfill

Sanitas™ v.10.1.06 Software licensed to Groundwater Stats Consulting. UG
Hollow symbols indicate censored values.

## Mann-Whitney (Wilcoxon Rank Sum)

GWA-1 (bg)

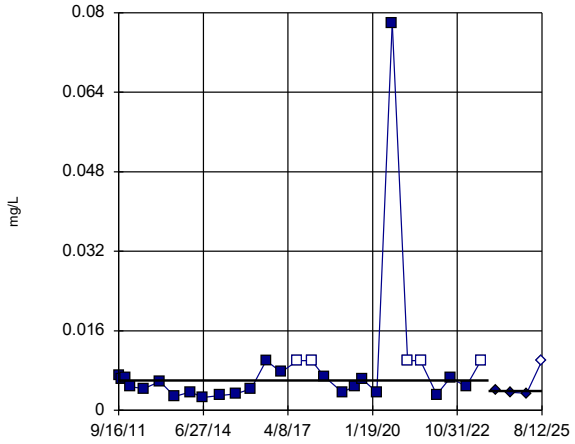


GWA-1 background

GWA-1 compliance

background median = 0.006

compliance median = 0.00385

Z = -0.8291 (two-tail)

| Alpha | Table | Sig. |
|---|---|---|
| 0.2 | 1.282 | No |
| 0.1 | 1.645 | No |
| 0.05 | 1.96 | No |
| 0.02 | 2.326 | No |
| 0.01 | 2.576 | No |

Constituent: Zinc Analysis Run 3/31/2026 5:02 AM View: Mann-Whitney
Plant Wansley Client: Southern Company Data: Wansley Landfill

Sanitas™ v.10.1.06 Software licensed to Groundwater Stats Consulting. UG
Hollow symbols indicate censored values.

## Mann-Whitney (Wilcoxon Rank Sum)

GWA-2 (bg)

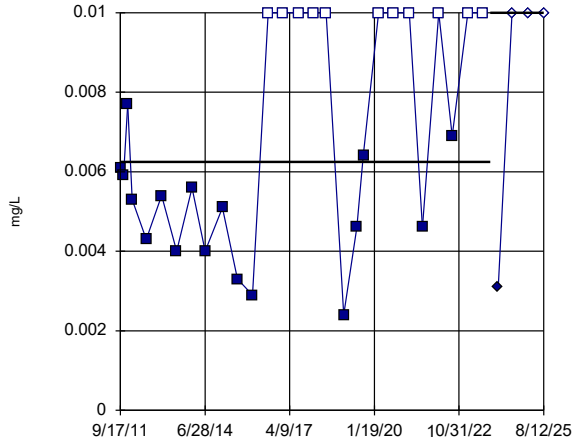


GWA-2 background

GWA-2 compliance

background median = 0.00625

compliance median = 0.01

Z = 0.7739 (two-tail)

| Alpha | Table | Sig. |
|---|---|---|
| 0.2 | 1.282 | No |
| 0.1 | 1.645 | No |
| 0.05 | 1.96 | No |
| 0.02 | 2.326 | No |
| 0.01 | 2.576 | No |

Constituent: Zinc Analysis Run 3/31/2026 5:02 AM View: Mann-Whitney
Plant Wansley Client: Southern Company Data: Wansley Landfill

Sanitas™ v.10.1.06 Software licensed to Groundwater Stats Consulting. UG
Hollow symbols indicate censored values.

## Mann-Whitney (Wilcoxon Rank Sum)

GWA-4 (bg)

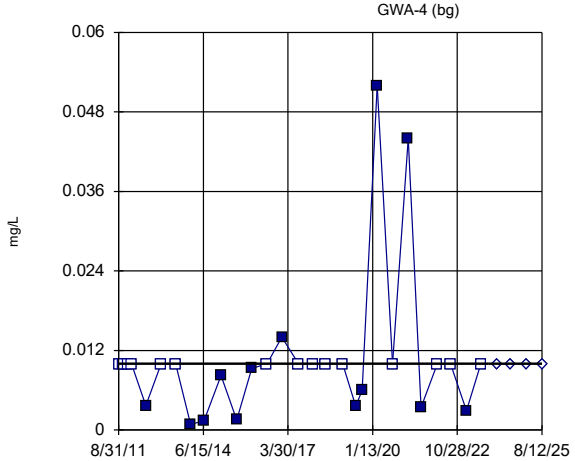


GWA-4 background

GWA-4 compliance

background median = 0.01

compliance median = 0.01

Z = 0.8649 (two-tail)

| Alpha | Table | Sig. |
|---|---|---|
| 0.2 | 1.282 | No |
| 0.1 | 1.645 | No |
| 0.05 | 1.96 | No |
| 0.02 | 2.326 | No |
| 0.01 | 2.576 | No |

Constituent: Zinc Analysis Run 3/31/2026 5:02 AM View: Mann-Whitney
Plant Wansley Client: Southern Company Data: Wansley Landfill

Sanitas™ v.10.1.06 Software licensed to Groundwater Stats Consulting. UG
Hollow symbols indicate censored values.

## Mann-Whitney (Wilcoxon Rank Sum)

GWA-28 (bg)

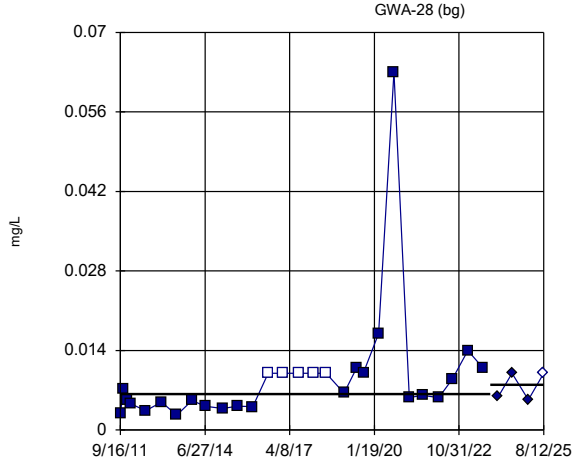


GWA-28 background

GWA-28 compliance

background median = 0.0063

compliance median = 0.00795

Z = 0.5147 (two-tail)

| Alpha | Table | Sig. |
|---|---|---|
| 0.2 | 1.282 | No |
| 0.1 | 1.645 | No |
| 0.05 | 1.96 | No |
| 0.02 | 2.326 | No |
| 0.01 | 2.576 | No |

Constituent: Zinc Analysis Run 3/31/2026 5:02 AM View: Mann-Whitney
Plant Wansley Client: Southern Company Data: Wansley Landfill

Sanitas™ v.10.1.06 Software licensed to Groundwater Stats Consulting. UG

## Mann-Whitney (Wilcoxon Rank Sum)

GWA-29 (bg)

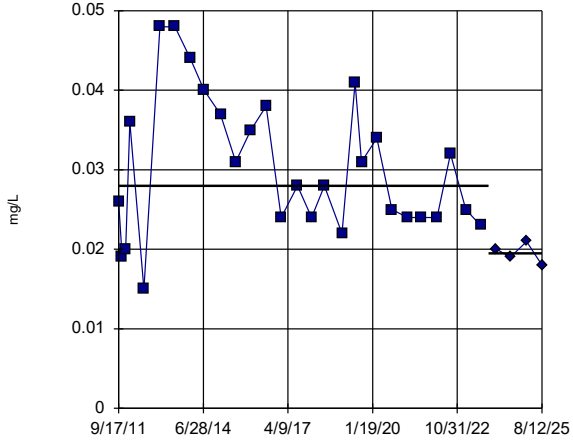


GWA-29 background

GWA-29 compliance

background median = 0.028

compliance median = 0.0195

Z = -2.77 (two-tail)

| Alpha | Table | Sig. |
|---|---|---|
| 0.2 | 1.282 | Yes |
| 0.1 | 1.645 | Yes |
| 0.05 | 1.96 | Yes |
| 0.02 | 2.326 | Yes |
| 0.01 | 2.576 | Yes |

Constituent: Zinc Analysis Run 3/31/2026 5:02 AM View: Mann-Whitney

Plant Wansley Client: Southern Company Data: Wansley Landfill

Sanitas™ v.10.1.06 Software licensed to Groundwater Stats Consulting. UG

Hollow symbols indicate censored values.

## Mann-Whitney (Wilcoxon Rank Sum)

GWC-5

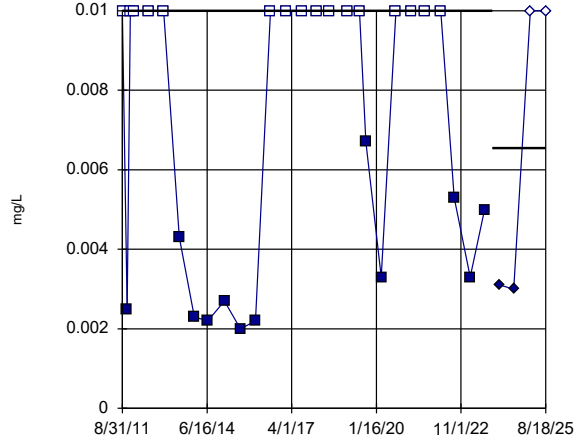


GWC-5 background

GWC-5 compliance

background median = 0.01

compliance median = 0.00655

Z = -0.2828 (two-tail)

| Alpha | Table | Sig. |
|---|---|---|
| 0.2 | 1.282 | No |
| 0.1 | 1.645 | No |
| 0.05 | 1.96 | No |
| 0.02 | 2.326 | No |
| 0.01 | 2.576 | No |

Constituent: Zinc Analysis Run 3/31/2026 5:02 AM View: Mann-Whitney

Plant Wansley Client: Southern Company Data: Wansley Landfill

Sanitas™ v.10.1.06 Software licensed to Groundwater Stats Consulting. UG

Hollow symbols indicate censored values.

## Mann-Whitney (Wilcoxon Rank Sum)

GWC-6

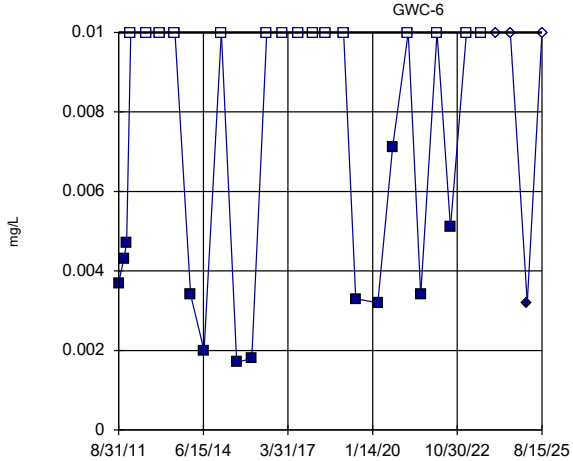


GWC-6 background

GWC-6 compliance

background median = 0.01

compliance median = 0.01

Z = 0.4928 (two-tail)

| Alpha | Table | Sig. |
|---|---|---|
| 0.2 | 1.282 | No |
| 0.1 | 1.645 | No |
| 0.05 | 1.96 | No |
| 0.02 | 2.326 | No |
| 0.01 | 2.576 | No |

Constituent: Zinc Analysis Run 3/31/2026 5:02 AM View: Mann-Whitney

Plant Wansley Client: Southern Company Data: Wansley Landfill

Sanitas™ v.10.1.06 Software licensed to Groundwater Stats Consulting. UG

Hollow symbols indicate censored values.

## Mann-Whitney (Wilcoxon Rank Sum)

GWC-7

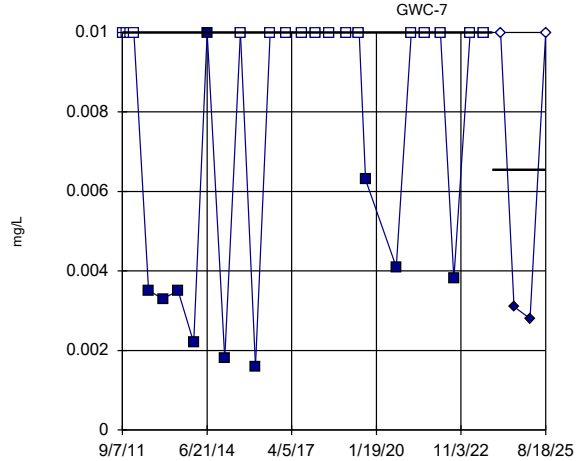


GWC-7 background

GWC-7 compliance

background median = 0.01

compliance median = 0.00655

Z = -0.9066 (two-tail)

| Alpha | Table | Sig. |
|---|---|---|
| 0.2 | 1.282 | No |
| 0.1 | 1.645 | No |
| 0.05 | 1.96 | No |
| 0.02 | 2.326 | No |
| 0.01 | 2.576 | No |

Constituent: Zinc Analysis Run 3/31/2026 5:02 AM View: Mann-Whitney

Plant Wansley Client: Southern Company Data: Wansley Landfill

Sanitas™ v.10.1.06 Software licensed to Groundwater Stats Consulting. UG
Hollow symbols indicate censored values.

## Mann-Whitney (Wilcoxon Rank Sum)

GWC-8

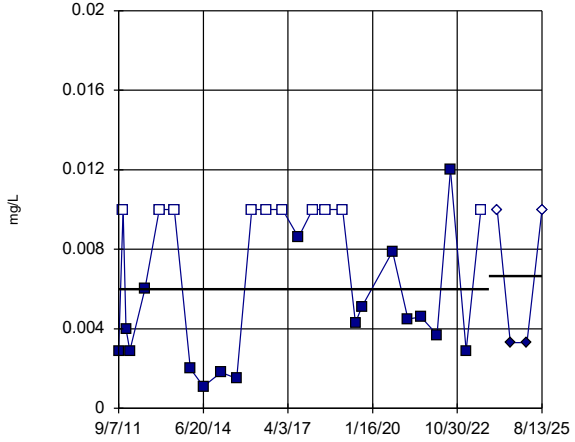


GWC-8 background

GWC-8 compliance

background median = 0.006

compliance median = 0.00665

Z = 0.0911 (two-tail)

| Alpha | Table | Sig. |
|---|---|---|
| 0.2 | 1.282 | No |
| 0.1 | 1.645 | No |
| 0.05 | 1.96 | No |
| 0.02 | 2.326 | No |
| 0.01 | 2.576 | No |

Constituent: Zinc Analysis Run 3/31/2026 5:02 AM View: Mann-Whitney
Plant Wansley Client: Southern Company Data: Wansley Landfill

Sanitas™ v.10.1.06 Software licensed to Groundwater Stats Consulting. UG
Hollow symbols indicate censored values.

## Mann-Whitney (Wilcoxon Rank Sum)

GWC-9

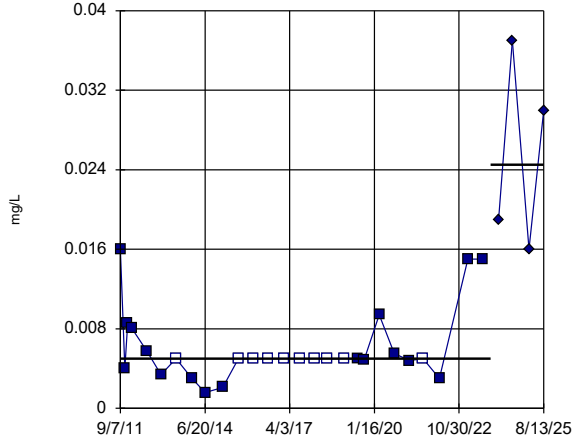


GWC-9 background

GWC-9 compliance

background median = 0.005

compliance median = 0.0245

Z = 3.177 (two-tail)

| Alpha | Table | Sig. |
|---|---|---|
| 0.2 | 1.282 | Yes |
| 0.1 | 1.645 | Yes |
| 0.05 | 1.96 | Yes |
| 0.02 | 2.326 | Yes |
| 0.01 | 2.576 | Yes |

Constituent: Zinc Analysis Run 3/31/2026 5:02 AM View: Mann-Whitney
Plant Wansley Client: Southern Company Data: Wansley Landfill

Sanitas™ v.10.1.06 Software licensed to Groundwater Stats Consulting. UG
Hollow symbols indicate censored values.

## Mann-Whitney (Wilcoxon Rank Sum)

GWC-10

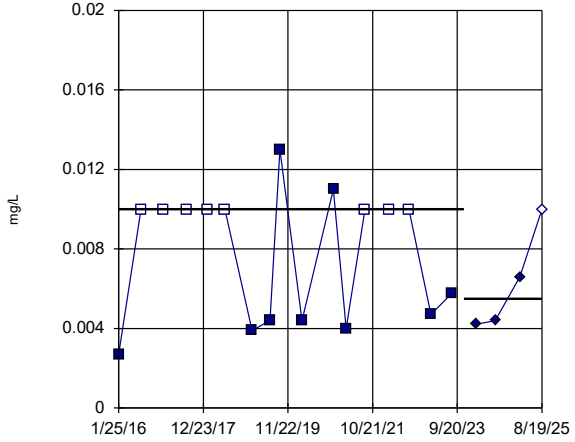


GWC-10 background

GWC-10 compliance

background median = 0.01

compliance median = 0.0055

Z = -0.8873 (two-tail)

| Alpha | Table | Sig. |
|---|---|---|
| 0.2 | 1.282 | No |
| 0.1 | 1.645 | No |
| 0.05 | 1.96 | No |
| 0.02 | 2.326 | No |
| 0.01 | 2.576 | No |

Constituent: Zinc Analysis Run 3/31/2026 5:02 AM View: Mann-Whitney
Plant Wansley Client: Southern Company Data: Wansley Landfill

Sanitas™ v.10.1.06 Software licensed to Groundwater Stats Consulting. UG
Hollow symbols indicate censored values.

## Mann-Whitney (Wilcoxon Rank Sum)

GWC-11

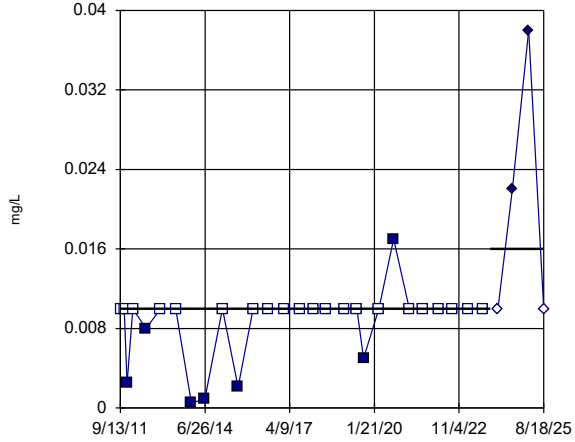


GWC-11 background

GWC-11 compliance

background median = 0.01

compliance median = 0.016

Z = 2.335 (two-tail)

| Alpha | Table | Sig. |
|---|---|---|
| 0.2 | 1.282 | Yes |
| 0.1 | 1.645 | Yes |
| 0.05 | 1.96 | Yes |
| 0.02 | 2.326 | Yes |
| 0.01 | 2.576 | No |

Constituent: Zinc Analysis Run 3/31/2026 5:02 AM View: Mann-Whitney
Plant Wansley Client: Southern Company Data: Wansley Landfill

Sanitas™ v.10.1.06 Software licensed to Groundwater Stats Consulting. UG
Hollow symbols indicate censored values.

## Mann-Whitney (Wilcoxon Rank Sum)

GWC-12

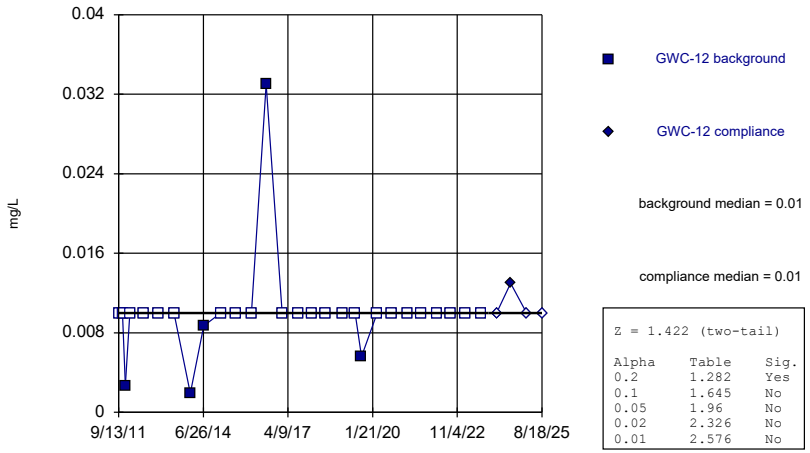


Z = 1.422 (two-tail)

| Alpha | Table | Sig. |
|---|---|---|
| 0.2 | 1.282 | Yes |
| 0.1 | 1.645 | No |
| 0.05 | 1.96 | No |
| 0.02 | 2.326 | No |
| 0.01 | 2.576 | No |

Constituent: Zinc Analysis Run 3/31/2026 5:02 AM View: Mann-Whitney
Plant Wansley Client: Southern Company Data: Wansley Landfill

Sanitas™ v.10.1.06 Software licensed to Groundwater Stats Consulting. UG
Hollow symbols indicate censored values.

## Mann-Whitney (Wilcoxon Rank Sum)

GWC-13

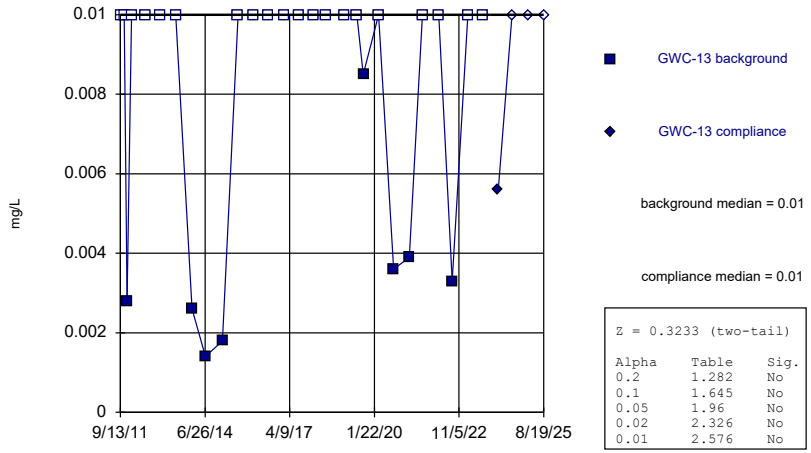


Z = 0.3233 (two-tail)

| Alpha | Table | Sig. |
|---|---|---|
| 0.2 | 1.282 | No |
| 0.1 | 1.645 | No |
| 0.05 | 1.96 | No |
| 0.02 | 2.326 | No |
| 0.01 | 2.576 | No |

Constituent: Zinc Analysis Run 3/31/2026 5:02 AM View: Mann-Whitney
Plant Wansley Client: Southern Company Data: Wansley Landfill

Sanitas™ v.10.1.06 Software licensed to Groundwater Stats Consulting. UG

## Mann-Whitney (Wilcoxon Rank Sum)

GWC-14

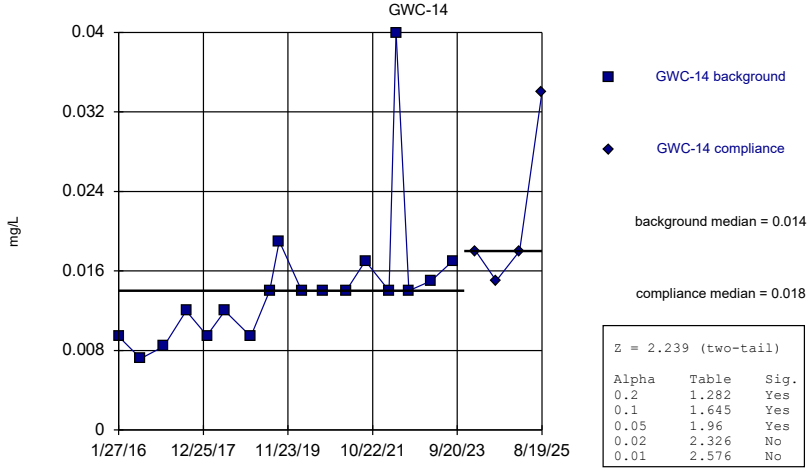


Z = 2.239 (two-tail)

| Alpha | Table | Sig. |
|---|---|---|
| 0.2 | 1.282 | Yes |
| 0.1 | 1.645 | Yes |
| 0.05 | 1.96 | Yes |
| 0.02 | 2.326 | No |
| 0.01 | 2.576 | No |

Constituent: Zinc Analysis Run 3/31/2026 5:02 AM View: Mann-Whitney
Plant Wansley Client: Southern Company Data: Wansley Landfill

Sanitas™ v.10.1.06 Software licensed to Groundwater Stats Consulting. UG
Hollow symbols indicate censored values.

## Mann-Whitney (Wilcoxon Rank Sum)

GWC-15

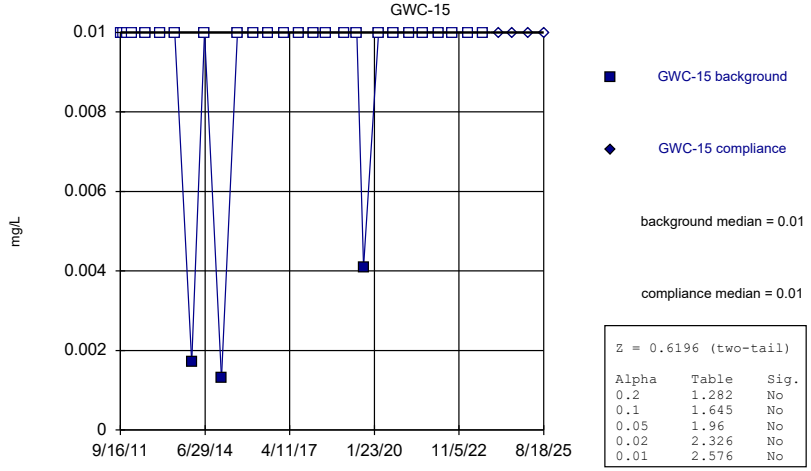


Z = 0.6196 (two-tail)

| Alpha | Table | Sig. |
|---|---|---|
| 0.2 | 1.282 | No |
| 0.1 | 1.645 | No |
| 0.05 | 1.96 | No |
| 0.02 | 2.326 | No |
| 0.01 | 2.576 | No |

Constituent: Zinc Analysis Run 3/31/2026 5:02 AM View: Mann-Whitney
Plant Wansley Client: Southern Company Data: Wansley Landfill

Sanitas™ v.10.1.06 Software licensed to Groundwater Stats Consulting. UG
Hollow symbols indicate censored values.

## Mann-Whitney (Wilcoxon Rank Sum)

GWC-16

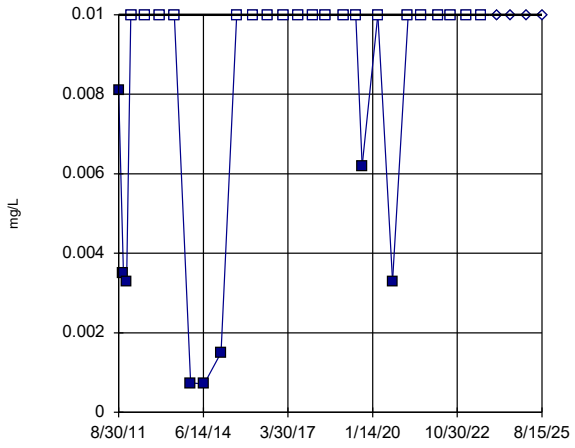


GWC-16 background

GWC-16 compliance

background median = 0.01

compliance median = 0.01

Z = 1.161 (two-tail)

| Alpha | Table | Sig. |
|---|---|---|
| 0.2 | 1.282 | No |
| 0.1 | 1.645 | No |
| 0.05 | 1.96 | No |
| 0.02 | 2.326 | No |
| 0.01 | 2.576 | No |

Constituent: Zinc Analysis Run 3/31/2026 5:02 AM View: Mann-Whitney
Plant Wansley Client: Southern Company Data: Wansley Landfill

Sanitas™ v.10.1.06 Software licensed to Groundwater Stats Consulting. UG
Hollow symbols indicate censored values.

## Mann-Whitney (Wilcoxon Rank Sum)

GWC-17

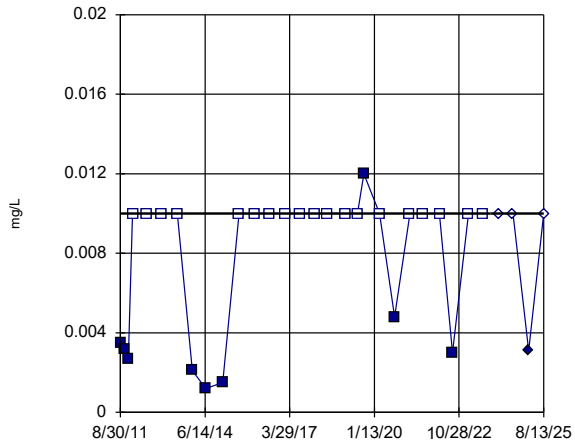


GWC-17 background

GWC-17 compliance

background median = 0.01

compliance median = 0.01

Z = 0.06933 (two-tail)

| Alpha | Table | Sig. |
|---|---|---|
| 0.2 | 1.282 | No |
| 0.1 | 1.645 | No |
| 0.05 | 1.96 | No |
| 0.02 | 2.326 | No |
| 0.01 | 2.576 | No |

Constituent: Zinc Analysis Run 3/31/2026 5:02 AM View: Mann-Whitney
Plant Wansley Client: Southern Company Data: Wansley Landfill

Sanitas™ v.10.1.06 Software licensed to Groundwater Stats Consulting. UG
Hollow symbols indicate censored values.

## Mann-Whitney (Wilcoxon Rank Sum)

GWC-18

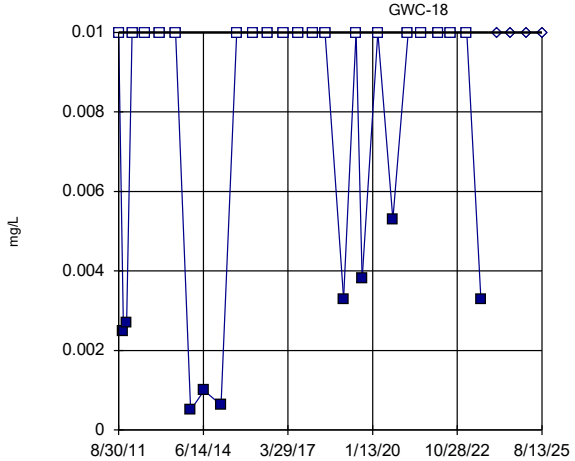


GWC-18 background

GWC-18 compliance

background median = 0.01

compliance median = 0.01

Z = 1.257 (two-tail)

| Alpha | Table | Sig. |
|---|---|---|
| 0.2 | 1.282 | No |
| 0.1 | 1.645 | No |
| 0.05 | 1.96 | No |
| 0.02 | 2.326 | No |
| 0.01 | 2.576 | No |

Constituent: Zinc Analysis Run 3/31/2026 5:02 AM View: Mann-Whitney
Plant Wansley Client: Southern Company Data: Wansley Landfill

Sanitas™ v.10.1.06 Software licensed to Groundwater Stats Consulting. UG
Hollow symbols indicate censored values.

## Mann-Whitney (Wilcoxon Rank Sum)

GWC-19

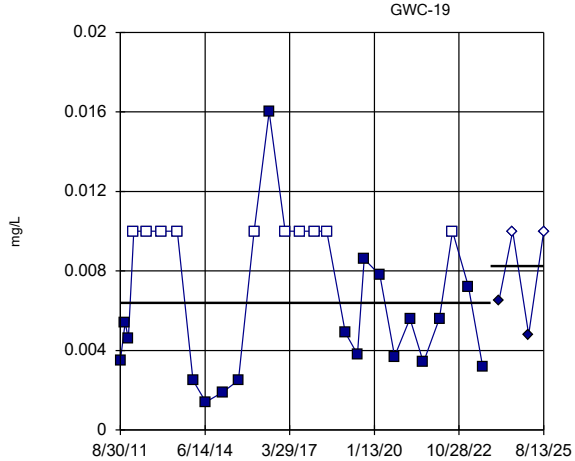


GWC-19 background

GWC-19 compliance

background median = 0.0064

compliance median = 0.00825

Z = 0.6733 (two-tail)

| Alpha | Table | Sig. |
|---|---|---|
| 0.2 | 1.282 | No |
| 0.1 | 1.645 | No |
| 0.05 | 1.96 | No |
| 0.02 | 2.326 | No |
| 0.01 | 2.576 | No |

Constituent: Zinc Analysis Run 3/31/2026 5:02 AM View: Mann-Whitney
Plant Wansley Client: Southern Company Data: Wansley Landfill

Sanitas™ v.10.1.06 Software licensed to Groundwater Stats Consulting. UG
Hollow symbols indicate censored values.

## Mann-Whitney (Wilcoxon Rank Sum)

GWC-20

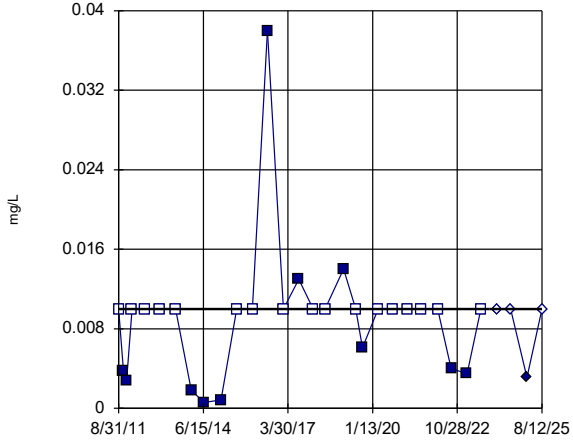


GWC-20 background

GWC-20 compliance

background median = 0.01

compliance median = 0.01

Z = -0.1966 (two-tail)

| Alpha | Table | Sig. |
|---|---|---|
| 0.2 | 1.282 | No |
| 0.1 | 1.645 | No |
| 0.05 | 1.96 | No |
| 0.02 | 2.326 | No |
| 0.01 | 2.576 | No |

Constituent: Zinc Analysis Run 3/31/2026 5:02 AM View: Mann-Whitney
Plant Wansley Client: Southern Company Data: Wansley Landfill

Sanitas™ v.10.1.06 Software licensed to Groundwater Stats Consulting. UG
Hollow symbols indicate censored values.

## Mann-Whitney (Wilcoxon Rank Sum)

GWC-21

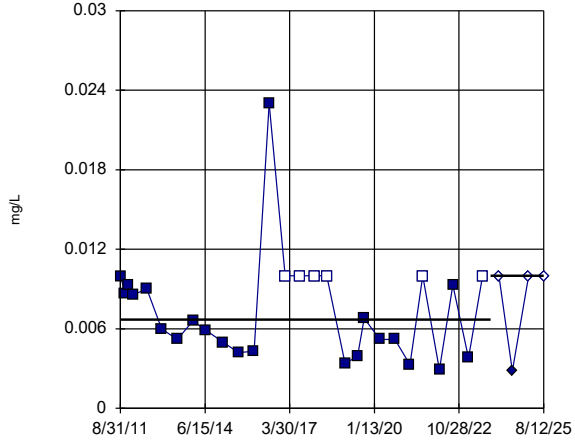


GWC-21 background

GWC-21 compliance

background median = 0.0067

compliance median = 0.01

Z = 0.7206 (two-tail)

| Alpha | Table | Sig. |
|---|---|---|
| 0.2 | 1.282 | No |
| 0.1 | 1.645 | No |
| 0.05 | 1.96 | No |
| 0.02 | 2.326 | No |
| 0.01 | 2.576 | No |

Constituent: Zinc Analysis Run 3/31/2026 5:02 AM View: Mann-Whitney
Plant Wansley Client: Southern Company Data: Wansley Landfill

Sanitas™ v.10.1.06 Software licensed to Groundwater Stats Consulting. UG
Hollow symbols indicate censored values.

## Mann-Whitney (Wilcoxon Rank Sum)

GWC-22

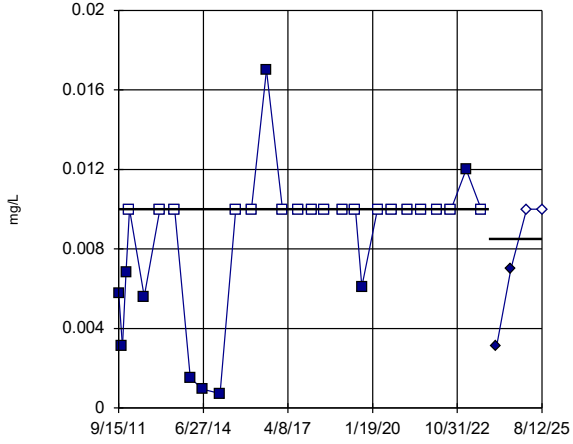


GWC-22 background

GWC-22 compliance

background median = 0.01

compliance median = 0.0085

Z = -0.7208 (two-tail)

| Alpha | Table | Sig. |
|---|---|---|
| 0.2 | 1.282 | No |
| 0.1 | 1.645 | No |
| 0.05 | 1.96 | No |
| 0.02 | 2.326 | No |
| 0.01 | 2.576 | No |

Constituent: Zinc Analysis Run 3/31/2026 5:02 AM View: Mann-Whitney
Plant Wansley Client: Southern Company Data: Wansley Landfill

Sanitas™ v.10.1.06 Software licensed to Groundwater Stats Consulting. UG
Hollow symbols indicate censored values.

## Mann-Whitney (Wilcoxon Rank Sum)

GWC-23

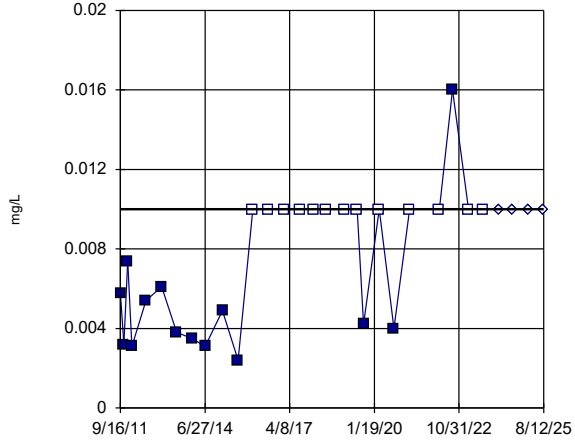


GWC-23 background

GWC-23 compliance

background median = 0.01

compliance median = 0.01

Z = 1.515 (two-tail)

| Alpha | Table | Sig. |
|---|---|---|
| 0.2 | 1.282 | Yes |
| 0.1 | 1.645 | No |
| 0.05 | 1.96 | No |
| 0.02 | 2.326 | No |
| 0.01 | 2.576 | No |

Constituent: Zinc Analysis Run 3/31/2026 5:02 AM View: Mann-Whitney
Plant Wansley Client: Southern Company Data: Wansley Landfill

Sanitas™ v.10.1.06 Software licensed to Groundwater Stats Consulting. UG
Hollow symbols indicate censored values.

## Mann-Whitney (Wilcoxon Rank Sum)

GWC-24

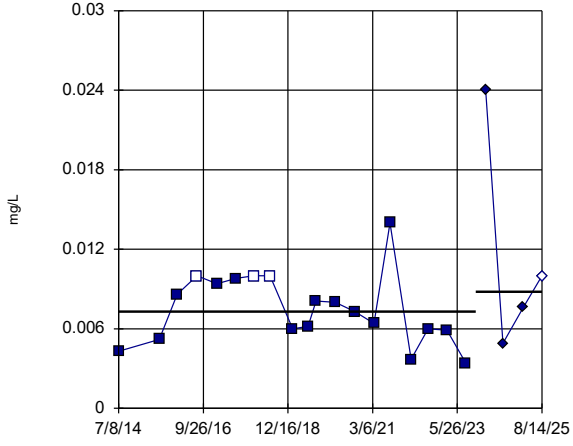


GWC-24 background

GWC-24 compliance

background median = 0.0073

compliance median = 0.0088

Z = 0.8133 (two-tail)

| Alpha | Table | Sig. |
|---|---|---|
| 0.2 | 1.282 | No |
| 0.1 | 1.645 | No |
| 0.05 | 1.96 | No |
| 0.02 | 2.326 | No |
| 0.01 | 2.576 | No |

Constituent: Zinc Analysis Run 3/31/2026 5:02 AM View: Mann-Whitney
Plant Wansley Client: Southern Company Data: Wansley Landfill

Sanitas™ v.10.1.06 Software licensed to Groundwater Stats Consulting. UG
Hollow symbols indicate censored values.

## Mann-Whitney (Wilcoxon Rank Sum)

GWC-25

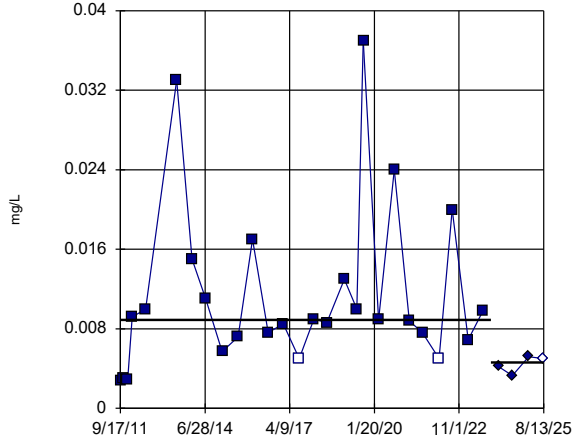


GWC-25 background

GWC-25 compliance

background median = 0.0089

compliance median = 0.0046

Z = -2.329 (two-tail)

| Alpha | Table | Sig. |
|---|---|---|
| 0.2 | 1.282 | Yes |
| 0.1 | 1.645 | Yes |
| 0.05 | 1.96 | Yes |
| 0.02 | 2.326 | Yes |
| 0.01 | 2.576 | No |

Constituent: Zinc Analysis Run 3/31/2026 5:02 AM View: Mann-Whitney
Plant Wansley Client: Southern Company Data: Wansley Landfill

Sanitas™ v.10.1.06 Software licensed to Groundwater Stats Consulting. UG
Hollow symbols indicate censored values.

## Mann-Whitney (Wilcoxon Rank Sum)

GWC-26

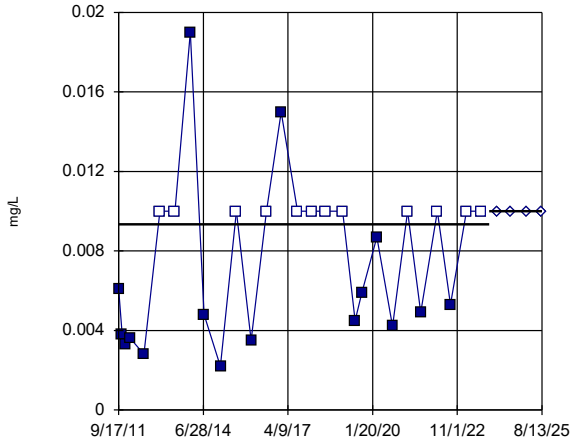


GWC-26 background

GWC-26 compliance

background median = 0.00935

compliance median = 0.01

Z = 1.431 (two-tail)

| Alpha | Table | Sig. |
|---|---|---|
| 0.2 | 1.282 | Yes |
| 0.1 | 1.645 | No |
| 0.05 | 1.96 | No |
| 0.02 | 2.326 | No |
| 0.01 | 2.576 | No |

Constituent: Zinc Analysis Run 3/31/2026 5:02 AM View: Mann-Whitney
Plant Wansley Client: Southern Company Data: Wansley Landfill

Sanitas™ v.10.1.06 Software licensed to Groundwater Stats Consulting. UG
Hollow symbols indicate censored values.

## Mann-Whitney (Wilcoxon Rank Sum)

GWC-27

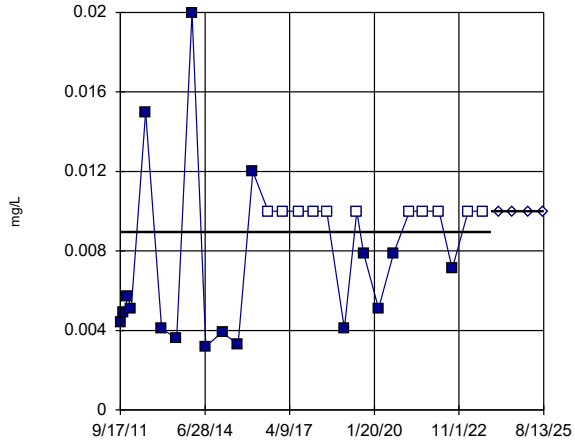


GWC-27 background

GWC-27 compliance

background median = 0.00895

compliance median = 0.01

Z = 1.294 (two-tail)

| Alpha | Table | Sig. |
|---|---|---|
| 0.2 | 1.282 | Yes |
| 0.1 | 1.645 | No |
| 0.05 | 1.96 | No |
| 0.02 | 2.326 | No |
| 0.01 | 2.576 | No |

Constituent: Zinc Analysis Run 3/31/2026 5:02 AM View: Mann-Whitney
Plant Wansley Client: Southern Company Data: Wansley Landfill

Sanitas™ v.10.1.06 Software licensed to Groundwater Stats Consulting. UG
Hollow symbols indicate censored values.

## Mann-Whitney (Wilcoxon Rank Sum)

GWC-30

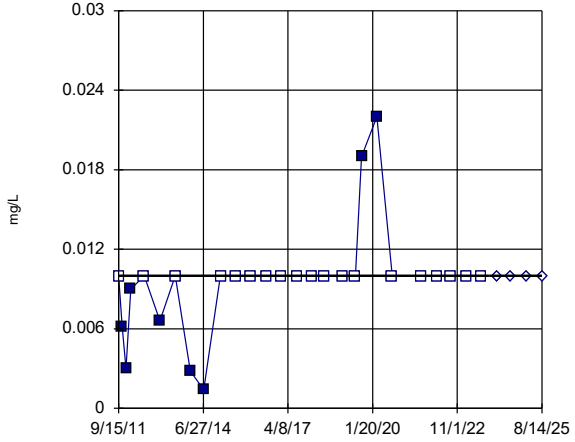


GWC-30 background

GWC-30 compliance

background median = 0.01

compliance median = 0.01

Z = 0.5744 (two-tail)

| Alpha | Table | Sig. |
|---|---|---|
| 0.2 | 1.282 | No |
| 0.1 | 1.645 | No |
| 0.05 | 1.96 | No |
| 0.02 | 2.326 | No |
| 0.01 | 2.576 | No |

Constituent: Zinc Analysis Run 3/31/2026 5:03 AM View: Mann-Whitney
Plant Wansley Client: Southern Company Data: Wansley Landfill

Sanitas™ v.10.1.06 Software licensed to Groundwater Stats Consulting. UG
Hollow symbols indicate censored values.

## Mann-Whitney (Wilcoxon Rank Sum)

GWC-31

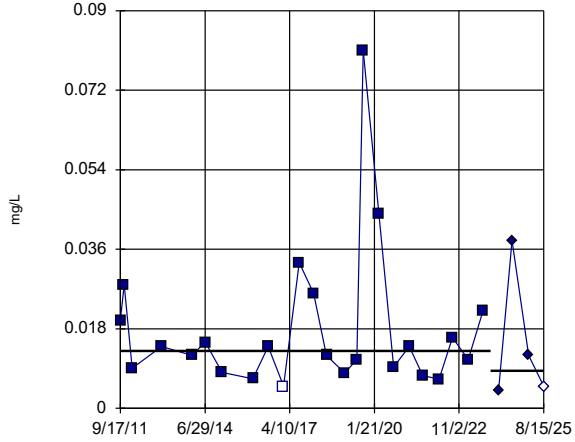


GWC-31 background

GWC-31 compliance

background median = 0.013

compliance median = 0.0085

Z = -0.9861 (two-tail)

| Alpha | Table | Sig. |
|---|---|---|
| 0.2 | 1.282 | No |
| 0.1 | 1.645 | No |
| 0.05 | 1.96 | No |
| 0.02 | 2.326 | No |
| 0.01 | 2.576 | No |

Constituent: Zinc Analysis Run 3/31/2026 5:03 AM View: Mann-Whitney
Plant Wansley Client: Southern Company Data: Wansley Landfill

Sanitas™ v.10.1.06 Software licensed to Groundwater Stats Consulting. UG

## Mann-Whitney (Wilcoxon Rank Sum)

GWC-32

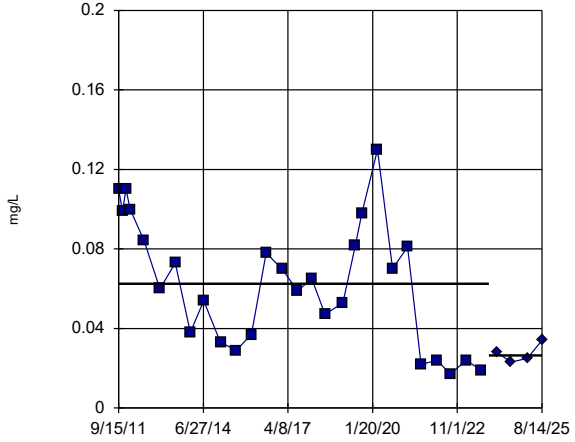


GWC-32 background

GWC-32 compliance

background median = 0.0625

compliance median = 0.0265

Z = -2.08 (two-tail)

| Alpha | Table | Sig. |
|---|---|---|
| 0.2 | 1.282 | Yes |
| 0.1 | 1.645 | Yes |
| 0.05 | 1.96 | Yes |
| 0.02 | 2.326 | No |
| 0.01 | 2.576 | No |

Constituent: Zinc Analysis Run 3/31/2026 5:03 AM View: Mann-Whitney
Plant Wansley Client: Southern Company Data: Wansley Landfill

Sanitas™ v.10.1.06 Software licensed to Groundwater Stats Consulting. UG
Hollow symbols indicate censored values.

## Mann-Whitney (Wilcoxon Rank Sum)

GWC-33

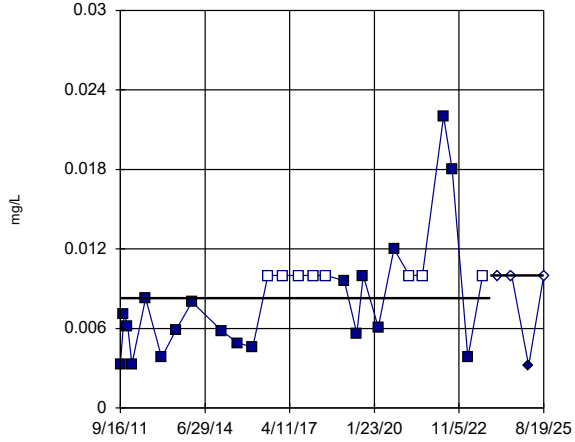


GWC-33 background

GWC-33 compliance

background median = 0.0083

compliance median = 0.01

Z = 0.1507 (two-tail)

| Alpha | Table | Sig. |
|---|---|---|
| 0.2 | 1.282 | No |
| 0.1 | 1.645 | No |
| 0.05 | 1.96 | No |
| 0.02 | 2.326 | No |
| 0.01 | 2.576 | No |

Constituent: Zinc Analysis Run 3/31/2026 5:03 AM View: Mann-Whitney
Plant Wansley Client: Southern Company Data: Wansley Landfill

Sanitas™ v.10.1.06 Software licensed to Groundwater Stats Consulting. UG
Hollow symbols indicate censored values.

## Mann-Whitney (Wilcoxon Rank Sum)

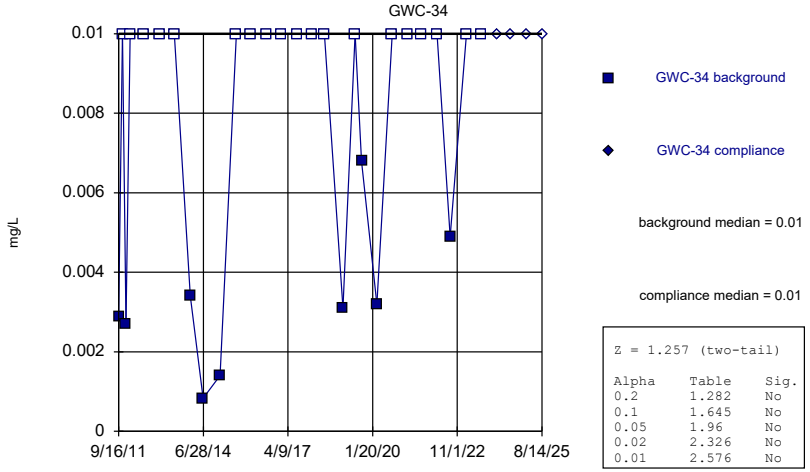


Z = 1.257 (two-tail)

| Alpha | Table | Sig. |
|---|---|---|
| 0.2 | 1.282 | No |
| 0.1 | 1.645 | No |
| 0.05 | 1.96 | No |
| 0.02 | 2.326 | No |
| 0.01 | 2.576 | No |

Constituent: Zinc  Analysis Run 3/31/2026 5:03 AM  View: Mann-Whitney
Plant Wansley  Client: Southern Company  Data: Wansley Landfill

Sanitas™ v.10.1.06 Software licensed to Groundwater Stats Consulting. UG
Hollow symbols indicate censored values.

## Mann-Whitney (Wilcoxon Rank Sum)

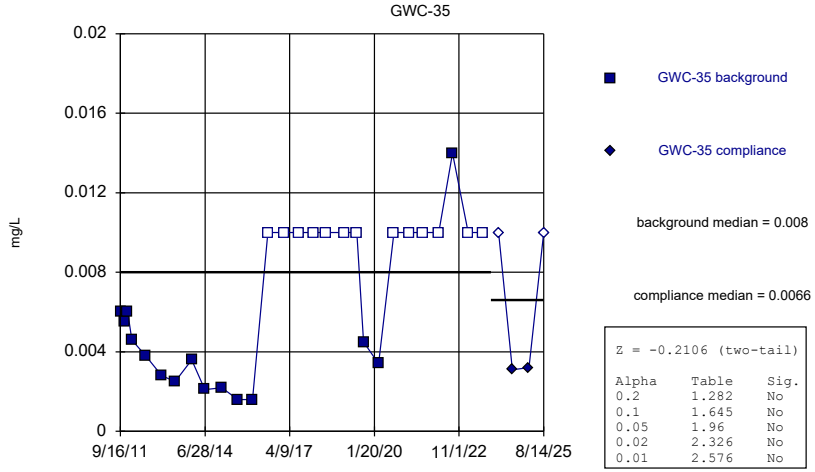


Z = -0.2106 (two-tail)

| Alpha | Table | Sig. |
|---|---|---|
| 0.2 | 1.282 | No |
| 0.1 | 1.645 | No |
| 0.05 | 1.96 | No |
| 0.02 | 2.326 | No |
| 0.01 | 2.576 | No |

Constituent: Zinc  Analysis Run 3/31/2026 5:03 AM  View: Mann-Whitney
Plant Wansley  Client: Southern Company  Data: Wansley Landfill

# Mann-Whitney (Wilcoxon Rank Sum)

Constituent: Antimony (mg/L) Analysis Run 3/31/2026 5:07 AM View: Mann-Whitney

Plant Wansley Client: Southern Company Data: Wansley Landfill

| | GWA-1 | GWA-1 |
|---|---|---|
| 9/16/2011 | <0.005 | |
| 10/27/2011 | <0.005 | |
| 12/13/2011 | <0.005 | |
| 1/31/2012 | <0.005 | |
| 7/18/2012 | <0.005 | |
| 1/24/2013 | <0.005 | |
| 7/17/2013 | <0.005 | |
| 1/21/2014 | <0.005 | |
| 6/25/2014 | <0.005 | |
| 1/14/2015 | <0.005 | |
| 7/21/2015 | <0.005 | |
| 1/21/2016 | <0.005 | |
| 3/23/2016 | <0.005 | |
| 5/20/2016 | <0.005 | |
| 7/21/2016 | <0.005 | |
| 9/15/2016 | <0.005 | |
| 11/11/2016 | <0.005 | |
| 1/19/2017 | <0.005 | |
| 3/16/2017 | <0.005 | |
| 4/28/2017 | <0.005 | |
| 8/3/2017 | <0.005 | |
| 1/19/2018 | <0.005 | |
| 6/19/2018 | <0.005 | |
| 1/17/2019 | <0.005 | |
| 6/24/2019 | <0.005 | |
| 9/9/2019 | <0.005 | |
| 3/10/2020 | <0.005 | |
| 9/9/2020 | <0.005 | |
| 3/15/2021 | <0.005 | |
| 8/16/2021 | <0.005 | |
| 2/28/2022 | <0.005 | |
| 8/9/2022 | <0.005 | |
| 2/14/2023 | 0.00037 (J) | |
| 8/9/2023 | <0.005 | |
| 2/13/2024 | | <0.005 |
| 7/30/2024 | | <0.005 |
| 2/11/2025 | | <0.005 |
| 8/12/2025 | | <0.005 |

ND substitution: RL or RL/2 if <15% NDs.

# Mann-Whitney (Wilcoxon Rank Sum)

Constituent: Antimony (mg/L) Analysis Run 3/31/2026 5:07 AM View: Mann-Whitney

Plant Wansley Client: Southern Company Data: Wansley Landfill

| | GWA-2 | GWA-2 |
|---|---|---|
| 9/17/2011 | <0.005 | |
| 10/27/2011 | <0.005 | |
| 12/14/2011 | <0.005 | |
| 2/7/2012 | <0.005 | |
| 7/23/2012 | <0.005 | |
| 1/23/2013 | <0.005 | |
| 7/24/2013 | <0.005 | |
| 1/22/2014 | <0.005 | |
| 7/1/2014 | <0.005 | |
| 1/22/2015 | <0.005 | |
| 7/22/2015 | <0.005 | |
| 1/20/2016 | <0.005 | |
| 3/23/2016 | 0.00069 (J) | |
| 5/24/2016 | <0.005 | |
| 7/26/2016 | 0.0021 (J) | |
| 9/16/2016 | <0.005 | |
| 11/10/2016 | <0.005 | |
| 1/19/2017 | <0.005 | |
| 3/17/2017 | <0.005 | |
| 4/28/2017 | <0.005 | |
| 8/2/2017 | <0.005 | |
| 1/19/2018 | <0.005 | |
| 6/19/2018 | <0.005 | |
| 1/17/2019 | <0.005 | |
| 6/24/2019 | <0.005 | |
| 9/10/2019 | <0.005 | |
| 3/10/2020 | <0.005 | |
| 9/10/2020 | <0.005 | |
| 3/15/2021 | <0.005 | |
| 8/18/2021 | <0.005 | |
| 3/1/2022 | <0.005 | |
| 8/9/2022 | <0.005 | |
| 2/14/2023 | <0.005 | |
| 8/9/2023 | <0.005 | |
| 2/14/2024 | | <0.005 |
| 7/30/2024 | | <0.005 |
| 2/11/2025 | | <0.005 |
| 8/12/2025 | | <0.005 |

ND substitution: RL or RL/2 if <15% NDs.

# Mann-Whitney (Wilcoxon Rank Sum)

Constituent: Antimony (mg/L) Analysis Run 3/31/2026 5:07 AM View: Mann-Whitney

Plant Wansley Client: Southern Company Data: Wansley Landfill

| | GWA-28 | GWA-28 |
|---|---|---|
| 9/16/2011 | <0.005 | |
| 10/28/2011 | <0.005 | |
| 12/12/2011 | <0.005 | |
| 1/25/2012 | <0.005 | |
| 7/16/2012 | <0.005 | |
| 1/24/2013 | <0.005 | |
| 7/23/2013 | <0.005 | |
| 1/22/2014 | <0.005 | |
| 7/1/2014 | <0.005 | |
| 1/21/2015 | <0.005 | |
| 7/21/2015 | <0.005 | |
| 1/22/2016 | <0.005 | |
| 3/22/2016 | <0.005 | |
| 5/23/2016 | 0.00103 (J) | |
| 7/25/2016 | 0.0021 (J) | |
| 9/15/2016 | 0.0012 (J) | |
| 11/9/2016 | <0.005 | |
| 1/17/2017 | <0.005 | |
| 3/16/2017 | <0.005 | |
| 4/27/2017 | <0.005 | |
| 8/1/2017 | <0.005 | |
| 1/19/2018 | <0.005 | |
| 6/19/2018 | <0.005 | |
| 1/21/2019 | <0.005 | |
| 6/25/2019 | <0.005 | |
| 9/10/2019 | <0.005 | |
| 3/10/2020 | <0.005 | |
| 9/9/2020 | <0.005 | |
| 3/15/2021 | <0.005 | |
| 8/16/2021 | <0.005 | |
| 3/1/2022 | <0.005 | |
| 8/9/2022 | <0.005 | |
| 2/14/2023 | <0.005 | |
| 8/9/2023 | <0.005 | |
| 2/14/2024 | | <0.005 |
| 7/29/2024 | | <0.005 |
| 2/10/2025 | | <0.005 |
| 8/12/2025 | | <0.005 |

ND substitution: RL or RL/2 if <15% NDs.

# Mann-Whitney (Wilcoxon Rank Sum)

Constituent: Antimony (mg/L) Analysis Run 3/31/2026 5:07 AM View: Mann-Whitney

Plant Wansley Client: Southern Company Data: Wansley Landfill

| | GWA-29 | GWA-29 |
|---|---|---|
| 9/17/2011 | <0.005 | |
| 10/28/2011 | <0.005 | |
| 12/12/2011 | <0.005 | |
| 1/31/2012 | <0.005 | |
| 7/17/2012 | <0.005 | |
| 1/24/2013 | <0.005 | |
| 7/24/2013 | <0.005 | |
| 1/22/2014 | <0.005 | |
| 7/8/2014 | <0.005 | |
| 1/21/2015 | <0.005 | |
| 7/22/2015 | <0.005 | |
| 1/19/2016 | <0.005 | |
| 3/22/2016 | 0.00113 (J) | |
| 5/19/2016 | 0.00103 (J) | |
| 7/21/2016 | 0.0013 (J) | |
| 1/17/2017 | <0.005 | |
| 3/15/2017 | <0.005 | |
| 4/27/2017 | <0.005 | |
| 7/18/2017 | <0.005 | |
| 8/1/2017 | <0.005 | |
| 1/19/2018 | <0.005 | |
| 6/19/2018 | <0.005 | |
| 1/18/2019 | <0.005 | |
| 6/25/2019 | <0.005 | |
| 9/10/2019 | <0.005 | |
| 3/10/2020 | <0.005 | |
| 9/9/2020 | <0.005 | |
| 3/15/2021 | 0.00047 (J) | |
| 8/18/2021 | <0.005 | |
| 3/2/2022 | <0.005 | |
| 8/9/2022 | <0.005 | |
| 2/13/2023 | <0.005 | |
| 8/8/2023 | <0.005 | |
| 2/14/2024 | | <0.005 |
| 7/30/2024 | | <0.005 |
| 2/11/2025 | | <0.005 |
| 8/12/2025 | | <0.005 |

ND substitution: RL or RL/2 if <15% NDs.

# Mann-Whitney (Wilcoxon Rank Sum)

Constituent: Antimony (mg/L) Analysis Run 3/31/2026 5:07 AM View: Mann-Whitney

Plant Wansley Client: Southern Company Data: Wansley Landfill

| | GWC-5 | GWC-5 |
|---|---|---|
| 8/31/2011 | <0.005 | |
| 10/27/2011 | <0.005 | |
| 12/5/2011 | <0.005 | |
| 1/25/2012 | <0.005 | |
| 7/18/2012 | <0.005 | |
| 1/9/2013 | <0.005 | |
| 7/17/2013 | <0.005 | |
| 1/15/2014 | <0.005 | |
| 6/25/2014 | <0.005 | |
| 1/13/2015 | <0.005 | |
| 7/24/2015 | <0.005 | |
| 1/20/2016 | 0.0024 (J) | |
| 3/28/2016 | <0.005 | |
| 5/23/2016 | <0.005 | |
| 7/21/2016 | <0.005 | |
| 9/15/2016 | <0.005 | |
| 11/15/2016 | <0.005 | |
| 1/26/2017 | <0.005 | |
| 3/22/2017 | <0.005 | |
| 5/2/2017 | <0.005 | |
| 8/3/2017 | <0.005 | |
| 1/23/2018 | <0.005 | |
| 6/25/2018 | <0.005 | |
| 1/30/2019 | 0.0004 (J) | |
| 6/26/2019 | <0.005 | |
| 9/12/2019 | <0.005 | |
| 3/16/2020 | <0.005 | |
| 9/9/2020 | <0.005 | |
| 3/17/2021 | <0.005 | |
| 8/19/2021 | <0.005 | |
| 3/2/2022 | <0.005 | |
| 8/11/2022 | <0.005 | |
| 2/20/2023 | <0.005 | |
| 8/14/2023 | <0.005 | |
| 2/14/2024 | | <0.005 |
| 7/31/2024 | | <0.005 |
| 2/14/2025 | | <0.005 |
| 8/18/2025 | | <0.005 |

ND substitution: RL or RL/2 if <15% NDs.

# Mann-Whitney (Wilcoxon Rank Sum)

Constituent: Antimony (mg/L) Analysis Run 3/31/2026 5:07 AM View: Mann-Whitney

Plant Wansley Client: Southern Company Data: Wansley Landfill

| | GWC-6 | GWC-6 |
|---|---|---|
| 8/31/2011 | <0.005 | |
| 10/30/2011 | <0.005 | |
| 12/5/2011 | <0.005 | |
| 1/25/2012 | <0.005 | |
| 7/24/2012 | <0.005 | |
| 1/8/2013 | <0.005 | |
| 7/9/2013 | <0.005 | |
| 1/15/2014 | <0.005 | |
| 6/25/2014 | <0.005 | |
| 1/20/2015 | <0.005 | |
| 7/24/2015 | <0.005 | |
| 1/20/2016 | <0.005 | |
| 3/28/2016 | <0.005 | |
| 5/24/2016 | <0.005 | |
| 7/21/2016 | <0.005 | |
| 9/15/2016 | <0.005 | |
| 11/16/2016 | <0.005 | |
| 1/26/2017 | <0.005 | |
| 3/22/2017 | <0.005 | |
| 5/2/2017 | <0.005 | |
| 8/3/2017 | <0.005 | |
| 1/23/2018 | <0.005 | |
| 6/25/2018 | <0.005 | |
| 1/30/2019 | 0.00039 (J) | |
| 6/26/2019 | <0.005 | |
| 9/12/2019 | <0.005 | |
| 3/16/2020 | <0.005 | |
| 9/11/2020 | <0.005 | |
| 3/17/2021 | <0.005 | |
| 8/18/2021 | <0.005 | |
| 3/2/2022 | <0.005 | |
| 8/11/2022 | <0.005 | |
| 2/20/2023 | <0.005 | |
| 8/14/2023 | <0.005 | |
| 2/14/2024 | | <0.005 |
| 8/1/2024 | | <0.005 |
| 2/18/2025 | | <0.005 |
| 8/15/2025 | | <0.005 |

ND substitution: RL or RL/2 if <15% NDs.

# Mann-Whitney (Wilcoxon Rank Sum)

Constituent: Antimony (mg/L) Analysis Run 3/31/2026 5:07 AM View: Mann-Whitney

Plant Wansley Client: Southern Company Data: Wansley Landfill

| | GWC-10 | GWC-10 |
|---|---|---|
| 1/25/2016 | <0.005 | |
| 3/30/2016 | <0.005 | |
| 5/25/2016 | 0.000703 (J) | |
| 7/27/2016 | <0.005 | |
| 9/16/2016 | <0.005 | |
| 11/17/2016 | <0.005 | |
| 2/1/2017 | <0.005 | |
| 3/24/2017 | <0.005 | |
| 5/3/2017 | <0.005 | |
| 8/8/2017 | <0.005 | |
| 1/25/2018 | <0.005 | |
| 6/21/2018 | <0.005 | |
| 1/31/2019 | 0.00048 (J) | |
| 6/26/2019 | <0.005 | |
| 9/17/2019 | <0.005 | |
| 3/17/2020 | <0.005 | |
| 9/10/2020 | <0.005 | |
| 3/18/2021 | <0.005 | |
| 8/20/2021 | <0.005 | |
| 3/8/2022 | <0.005 | |
| 8/16/2022 | <0.005 | |
| 2/15/2023 | <0.005 | |
| 8/10/2023 | 0.00073 (J) | |
| 2/20/2024 | | <0.005 |
| 7/31/2024 | | <0.005 |
| 2/19/2025 | | <0.005 |
| 8/19/2025 | | <0.005 |

ND substitution: RL or RL/2 if <15% NDs.

# Mann-Whitney (Wilcoxon Rank Sum)

Constituent: Antimony (mg/L) Analysis Run 3/31/2026 5:07 AM View: Mann-Whitney

Plant Wansley Client: Southern Company Data: Wansley Landfill

| | GWC-11 | GWC-11 |
|---|---|---|
| 9/13/2011 | <0.005 | |
| 10/28/2011 | <0.005 | |
| 12/4/2011 | <0.005 | |
| 2/9/2012 | <0.005 | |
| 7/18/2012 | <0.005 | |
| 1/8/2013 | <0.005 | |
| 7/9/2013 | <0.005 | |
| 1/15/2014 | 0.0023 (J) | |
| 6/25/2014 | <0.005 | |
| 1/21/2015 | <0.005 | |
| 7/28/2015 | <0.005 | |
| 1/26/2016 | <0.005 | |
| 3/29/2016 | <0.005 | |
| 5/25/2016 | <0.005 | |
| 7/25/2016 | <0.005 | |
| 9/19/2016 | <0.005 | |
| 11/16/2016 | <0.005 | |
| 1/31/2017 | <0.005 | |
| 3/23/2017 | <0.005 | |
| 5/2/2017 | <0.005 | |
| 8/7/2017 | <0.005 | |
| 1/24/2018 | <0.005 | |
| 6/20/2018 | <0.005 | |
| 1/24/2019 | <0.005 | |
| 6/26/2019 | <0.005 | |
| 9/16/2019 | <0.005 | |
| 3/16/2020 | <0.005 | |
| 9/10/2020 | <0.005 | |
| 3/17/2021 | <0.005 | |
| 8/23/2021 | <0.005 | |
| 3/7/2022 | <0.005 | |
| 8/15/2022 | <0.005 | |
| 2/21/2023 | <0.005 | |
| 8/14/2023 | <0.005 | |
| 2/14/2024 | | <0.005 |
| 8/6/2024 | | <0.005 |
| 2/18/2025 | | <0.005 |
| 8/18/2025 | | <0.005 |

ND substitution: RL or RL/2 if <15% NDs.

# Mann-Whitney (Wilcoxon Rank Sum)

Constituent: Antimony (mg/L) Analysis Run 3/31/2026 5:07 AM View: Mann-Whitney

Plant Wansley Client: Southern Company Data: Wansley Landfill

| | GWC-13 | GWC-13 |
|---|---|---|
| 9/13/2011 | <0.005 | |
| 10/28/2011 | <0.005 | |
| 12/4/2011 | <0.005 | |
| 1/24/2012 | <0.005 | |
| 7/11/2012 | <0.005 | |
| 1/8/2013 | <0.005 | |
| 7/10/2013 | <0.005 | |
| 1/21/2014 | <0.005 | |
| 7/1/2014 | <0.005 | |
| 1/21/2015 | <0.005 | |
| 7/28/2015 | <0.005 | |
| 1/27/2016 | <0.005 | |
| 3/29/2016 | <0.005 | |
| 5/25/2016 | <0.005 | |
| 7/26/2016 | <0.005 | |
| 9/15/2016 | <0.005 | |
| 11/17/2016 | <0.005 | |
| 1/31/2017 | <0.005 | |
| 3/23/2017 | <0.005 | |
| 5/3/2017 | <0.005 | |
| 8/4/2017 | <0.005 | |
| 1/25/2018 | <0.005 | |
| 6/20/2018 | <0.005 | |
| 1/22/2019 | <0.005 | |
| 6/25/2019 | <0.005 | |
| 9/12/2019 | <0.005 | |
| 3/12/2020 | <0.005 | |
| 9/10/2020 | 0.00064 (J) | |
| 3/17/2021 | 0.00075 (J) | |
| 8/23/2021 | <0.005 | |
| 3/8/2022 | 0.0011 (J) | |
| 8/15/2022 | 0.0011 (J) | |
| 2/21/2023 | <0.005 | |
| 8/16/2023 | 0.00051 (J) | |
| 2/19/2024 | | 0.0027 |
| 3/27/2024 | | <0.005 |
| 8/5/2024 | | <0.005 |
| 2/18/2025 | | <0.005 |
| 8/19/2025 | | <0.005 |

ND substitution: RL or RL/2 if <15% NDs.

# Mann-Whitney (Wilcoxon Rank Sum)

Constituent: Antimony (mg/L) Analysis Run 3/31/2026 5:07 AM View: Mann-Whitney

Plant Wansley Client: Southern Company Data: Wansley Landfill

| | GWC-18 | GWC-18 |
|---|---|---|
| 8/30/2011 | <0.005 | |
| 10/26/2011 | <0.005 | |
| 12/3/2011 | <0.005 | |
| 2/9/2012 | <0.005 | |
| 7/11/2012 | <0.005 | |
| 1/8/2013 | <0.005 | |
| 7/16/2013 | <0.005 | |
| 1/14/2014 | <0.005 | |
| 6/24/2014 | <0.005 | |
| 1/13/2015 | <0.005 | |
| 7/23/2015 | <0.005 | |
| 1/27/2016 | <0.005 | |
| 3/30/2016 | <0.005 | |
| 5/26/2016 | <0.005 | |
| 7/25/2016 | 0.0022 (J) | |
| 9/19/2016 | <0.005 | |
| 11/17/2016 | <0.005 | |
| 2/1/2017 | <0.005 | |
| 3/24/2017 | <0.005 | |
| 5/3/2017 | <0.005 | |
| 8/7/2017 | <0.005 | |
| 1/25/2018 | <0.005 | |
| 6/21/2018 | <0.005 | |
| 1/28/2019 | <0.005 | |
| 6/27/2019 | <0.005 | |
| 9/11/2019 | <0.005 | |
| 3/17/2020 | <0.005 | |
| 9/14/2020 | <0.005 | |
| 3/16/2021 | <0.005 | |
| 8/24/2021 | <0.005 | |
| 3/8/2022 | <0.005 | |
| 8/11/2022 | <0.005 | |
| 2/20/2023 | <0.005 | |
| 8/9/2023 | <0.005 | |
| 2/21/2024 | | <0.005 |
| 8/7/2024 | | <0.005 |
| 2/13/2025 | | <0.005 |
| 8/13/2025 | | <0.005 |

ND substitution: RL or RL/2 if <15% NDs.

# Mann-Whitney (Wilcoxon Rank Sum)

Constituent: Antimony (mg/L) Analysis Run 3/31/2026 5:07 AM View: Mann-Whitney

Plant Wansley Client: Southern Company Data: Wansley Landfill

| | GWC-20 | GWC-20 |
|---|---|---|
| 8/31/2011 | <0.005 | |
| 10/27/2011 | <0.005 | |
| 12/4/2011 | <0.005 | |
| 2/8/2012 | <0.005 | |
| 7/11/2012 | <0.005 | |
| 1/8/2013 | <0.005 | |
| 7/16/2013 | <0.005 | |
| 1/21/2014 | <0.005 | |
| 6/24/2014 | <0.005 | |
| 1/13/2015 | <0.005 | |
| 7/23/2015 | <0.005 | |
| 1/27/2016 | <0.005 | |
| 3/30/2016 | <0.005 | |
| 5/26/2016 | <0.005 | |
| 7/25/2016 | <0.005 | |
| 9/20/2016 | <0.005 | |
| 11/17/2016 | <0.005 | |
| 2/2/2017 | <0.005 | |
| 3/28/2017 | <0.005 | |
| 5/4/2017 | <0.005 | |
| 8/7/2017 | <0.005 | |
| 1/26/2018 | <0.005 | |
| 6/21/2018 | <0.005 | |
| 1/28/2019 | <0.005 | |
| 6/25/2019 | <0.005 | |
| 9/11/2019 | <0.005 | |
| 3/18/2020 | <0.005 | |
| 9/15/2020 | <0.005 | |
| 3/16/2021 | <0.005 | |
| 8/24/2021 | <0.005 | |
| 3/7/2022 | <0.005 | |
| 8/16/2022 | <0.005 | |
| 2/22/2023 | 0.00052 (J) | |
| 8/9/2023 | <0.005 | |
| 2/20/2024 | | 0.00064 (J) |
| 8/2/2024 | | <0.005 |
| 2/14/2025 | | <0.005 |
| 8/12/2025 | | <0.005 |

ND substitution: RL or RL/2 if <15% NDs.

# Mann-Whitney (Wilcoxon Rank Sum)

Constituent: Antimony (mg/L) Analysis Run 3/31/2026 5:07 AM View: Mann-Whitney

Plant Wansley Client: Southern Company Data: Wansley Landfill

| | GWC-22 | GWC-22 |
|---|---|---|
| 9/15/2011 | <0.005 | |
| 10/29/2011 | <0.005 | |
| 12/13/2011 | <0.005 | |
| 1/25/2012 | <0.005 | |
| 7/18/2012 | <0.005 | |
| 1/22/2013 | <0.005 | |
| 7/16/2013 | <0.005 | |
| 1/21/2014 | <0.005 | |
| 6/25/2014 | <0.005 | |
| 1/14/2015 | <0.005 | |
| 7/23/2015 | <0.005 | |
| 1/26/2016 | <0.005 | |
| 3/31/2016 | <0.005 | |
| 5/26/2016 | <0.005 | |
| 7/26/2016 | 0.001 (J) | |
| 9/20/2016 | <0.005 | |
| 11/17/2016 | <0.005 | |
| 2/3/2017 | <0.005 | |
| 3/28/2017 | <0.005 | |
| 5/3/2017 | <0.005 | |
| 8/8/2017 | <0.005 | |
| 1/25/2018 | <0.005 | |
| 6/20/2018 | <0.005 | |
| 1/24/2019 | <0.005 | |
| 6/25/2019 | <0.005 | |
| 9/10/2019 | <0.005 | |
| 3/18/2020 | <0.005 | |
| 9/10/2020 | <0.005 | |
| 3/15/2021 | <0.005 | |
| 8/19/2021 | <0.005 | |
| 3/8/2022 | <0.005 | |
| 8/17/2022 | <0.005 | |
| 2/14/2023 | <0.005 | |
| 8/14/2023 | <0.005 | |
| 2/14/2024 | | 0.00041 (J) |
| 8/6/2024 | | <0.005 |
| 2/11/2025 | | <0.005 |
| 8/12/2025 | | <0.005 |

ND substitution: RL or RL/2 if <15% NDs.

# Mann-Whitney (Wilcoxon Rank Sum)

Constituent: Antimony (mg/L) Analysis Run 3/31/2026 5:07 AM View: Mann-Whitney

Plant Wansley Client: Southern Company Data: Wansley Landfill

| | GWC-23 | GWC-23 |
|---|---|---|
| 9/16/2011 | <0.005 | |
| 10/29/2011 | <0.005 | |
| 12/13/2011 | <0.005 | |
| 1/31/2012 | <0.005 | |
| 7/18/2012 | <0.005 | |
| 1/22/2013 | <0.005 | |
| 7/23/2013 | <0.005 | |
| 1/22/2014 | <0.005 | |
| 7/1/2014 | <0.005 | |
| 1/22/2015 | <0.005 | |
| 7/29/2015 | <0.005 | |
| 1/21/2016 | <0.005 | |
| 3/29/2016 | 0.000665 (J) | |
| 5/25/2016 | <0.005 | |
| 7/27/2016 | <0.005 | |
| 9/20/2016 | <0.005 | |
| 11/18/2016 | <0.005 | |
| 2/3/2017 | <0.005 | |
| 3/28/2017 | <0.005 | |
| 5/4/2017 | <0.005 | |
| 8/8/2017 | <0.005 | |
| 1/25/2018 | <0.005 | |
| 6/20/2018 | <0.005 | |
| 1/25/2019 | <0.005 | |
| 6/26/2019 | <0.005 | |
| 9/12/2019 | <0.005 | |
| 3/18/2020 | <0.005 | |
| 9/10/2020 | <0.005 | |
| 3/18/2021 | <0.005 | |
| 8/23/2021 | <0.005 | |
| 3/9/2022 | <0.005 | |
| 8/16/2022 | <0.005 | |
| 2/21/2023 | <0.005 | |
| 8/15/2023 | <0.005 | |
| 2/19/2024 | | <0.005 |
| 7/30/2024 | | <0.005 |
| 2/11/2025 | | <0.005 |
| 8/12/2025 | | <0.005 |

ND substitution: RL or RL/2 if <15% NDs.

# Mann-Whitney (Wilcoxon Rank Sum)

Constituent: Antimony (mg/L) Analysis Run 3/31/2026 5:07 AM View: Mann-Whitney

Plant Wansley Client: Southern Company Data: Wansley Landfill

| | GWC-24 | GWC-24 |
|---|---|---|
| 7/8/2014 | <0.005 | |
| 7/31/2015 | <0.005 | |
| 1/20/2016 | <0.005 | |
| 3/30/2016 | 0.00174 (J) | |
| 5/25/2016 | 0.00163 (J) | |
| 7/27/2016 | 0.0019 (J) | |
| 9/16/2016 | 0.002 (J) | |
| 11/18/2016 | 0.0011 (J) | |
| 2/3/2017 | <0.005 | |
| 3/29/2017 | <0.005 | |
| 5/4/2017 | <0.005 | |
| 8/8/2017 | <0.005 | |
| 1/25/2018 | <0.005 | |
| 6/27/2018 | <0.005 | |
| 1/31/2019 | 0.00048 (J) | |
| 6/26/2019 | <0.005 | |
| 9/11/2019 | <0.005 | |
| 3/12/2020 | <0.005 | |
| 9/15/2020 | <0.005 | |
| 3/18/2021 | <0.005 | |
| 8/19/2021 | <0.005 | |
| 3/10/2022 | <0.005 | |
| 8/18/2022 | <0.005 | |
| 2/16/2023 | <0.005 | |
| 8/16/2023 | <0.005 | |
| 2/22/2024 | | 0.00037 (J) |
| 8/6/2024 | | <0.005 |
| 2/14/2025 | | <0.005 |
| 8/14/2025 | | <0.005 |

ND substitution: RL or RL/2 if <15% NDs.

# Mann-Whitney (Wilcoxon Rank Sum)

Constituent: Antimony (mg/L) Analysis Run 3/31/2026 5:07 AM View: Mann-Whitney

Plant Wansley Client: Southern Company Data: Wansley Landfill

| | GWC-25 | GWC-25 |
|---|---|---|
| 9/17/2011 | <0.005 | |
| 10/31/2011 | <0.005 | |
| 12/14/2011 | <0.005 | |
| 2/7/2012 | <0.005 | |
| 7/17/2012 | <0.005 | |
| 7/24/2013 | <0.005 | |
| 1/23/2014 | <0.005 | |
| 7/8/2014 | <0.005 | |
| 1/21/2015 | <0.005 | |
| 7/30/2015 | <0.005 | |
| 1/21/2016 | <0.005 | |
| 3/28/2016 | <0.005 | |
| 5/25/2016 | 0.00151 (J) | |
| 7/27/2016 | <0.005 | |
| 9/19/2016 | <0.005 | |
| 11/15/2016 | <0.005 | |
| 1/24/2017 | <0.005 | |
| 3/23/2017 | <0.005 | |
| 5/2/2017 | <0.005 | |
| 8/3/2017 | <0.005 | |
| 1/25/2018 | <0.005 | |
| 6/27/2018 | <0.005 | |
| 1/24/2019 | <0.005 | |
| 6/25/2019 | <0.005 | |
| 9/11/2019 | <0.005 | |
| 3/12/2020 | <0.005 | |
| 9/14/2020 | <0.005 | |
| 3/17/2021 | <0.005 | |
| 8/19/2021 | <0.005 | |
| 3/8/2022 | <0.005 | |
| 8/10/2022 | <0.005 | |
| 2/21/2023 | <0.005 | |
| 8/15/2023 | <0.005 | |
| 2/21/2024 | | <0.005 |
| 8/1/2024 | | <0.005 |
| 2/14/2025 | | <0.005 |
| 8/13/2025 | | <0.005 |

ND substitution: RL or RL/2 if <15% NDs.

# Mann-Whitney (Wilcoxon Rank Sum)

Constituent: Antimony (mg/L) Analysis Run 3/31/2026 5:07 AM View: Mann-Whitney

Plant Wansley Client: Southern Company Data: Wansley Landfill

| | GWC-26 | GWC-26 |
|---|---|---|
| 9/17/2011 | <0.005 | |
| 10/29/2011 | <0.005 | |
| 12/14/2011 | <0.005 | |
| 2/7/2012 | <0.005 | |
| 7/17/2012 | <0.005 | |
| 1/24/2013 | <0.005 | |
| 7/24/2013 | <0.005 | |
| 1/23/2014 | <0.005 | |
| 7/8/2014 | <0.005 | |
| 1/21/2015 | <0.005 | |
| 7/31/2015 | <0.005 | |
| 1/25/2016 | <0.005 | |
| 3/24/2016 | 0.000653 (J) | |
| 5/25/2016 | 0.000943 (J) | |
| 7/26/2016 | <0.005 | |
| 9/19/2016 | <0.005 | |
| 11/14/2016 | <0.005 | |
| 1/19/2017 | <0.005 | |
| 3/16/2017 | <0.005 | |
| 5/1/2017 | <0.005 | |
| 8/3/2017 | <0.005 | |
| 1/22/2018 | <0.005 | |
| 6/27/2018 | <0.005 | |
| 1/24/2019 | <0.005 | |
| 6/25/2019 | <0.005 | |
| 9/12/2019 | <0.005 | |
| 3/13/2020 | <0.005 | |
| 9/15/2020 | <0.005 | |
| 3/17/2021 | <0.005 | |
| 8/19/2021 | <0.005 | |
| 3/9/2022 | <0.005 | |
| 8/10/2022 | <0.005 | |
| 2/21/2023 | <0.005 | |
| 8/16/2023 | <0.005 | |
| 2/20/2024 | | <0.005 |
| 8/2/2024 | | <0.005 |
| 2/13/2025 | | <0.005 |
| 8/13/2025 | | <0.005 |

ND substitution: RL or RL/2 if <15% NDs.

# Mann-Whitney (Wilcoxon Rank Sum)

Constituent: Antimony (mg/L) Analysis Run 3/31/2026 5:07 AM View: Mann-Whitney

Plant Wansley Client: Southern Company Data: Wansley Landfill

| | GWC-27 | GWC-27 |
|---|---|---|
| 9/17/2011 | <0.005 | |
| 10/29/2011 | <0.005 | |
| 12/14/2011 | <0.005 | |
| 1/25/2012 | <0.005 | |
| 7/17/2012 | <0.005 | |
| 1/24/2013 | <0.005 | |
| 7/24/2013 | <0.005 | |
| 1/23/2014 | <0.005 | |
| 7/8/2014 | <0.005 | |
| 1/21/2015 | <0.005 | |
| 7/30/2015 | <0.005 | |
| 1/22/2016 | <0.005 | |
| 3/23/2016 | <0.005 | |
| 5/24/2016 | <0.005 | |
| 7/26/2016 | 0.0013 (J) | |
| 9/19/2016 | <0.005 | |
| 11/11/2016 | <0.005 | |
| 1/20/2017 | 0.0014 (J) | |
| 3/16/2017 | <0.005 | |
| 4/28/2017 | <0.005 | |
| 8/3/2017 | <0.005 | |
| 1/19/2018 | <0.005 | |
| 6/27/2018 | <0.005 | |
| 1/24/2019 | <0.005 | |
| 6/26/2019 | <0.005 | |
| 9/12/2019 | <0.005 | |
| 3/12/2020 | <0.005 | |
| 9/9/2020 | <0.005 | |
| 3/18/2021 | <0.005 | |
| 8/23/2021 | <0.005 | |
| 3/8/2022 | 0.00064 (J) | |
| 8/10/2022 | <0.005 | |
| 2/20/2023 | <0.005 | |
| 8/15/2023 | <0.005 | |
| 2/20/2024 | | <0.005 |
| 7/30/2024 | | <0.005 |
| 2/11/2025 | | <0.005 |
| 8/13/2025 | | <0.005 |

ND substitution: RL or RL/2 if <15% NDs.

# Mann-Whitney (Wilcoxon Rank Sum)

Constituent: Antimony (mg/L) Analysis Run 3/31/2026 5:07 AM View: Mann-Whitney

Plant Wansley Client: Southern Company Data: Wansley Landfill

| | GWC-30 | GWC-30 |
|---|---|---|
| 9/15/2011 | <0.005 | |
| 10/28/2011 | <0.005 | |
| 12/13/2011 | <0.005 | |
| 2/8/2012 | <0.005 | |
| 7/18/2012 | <0.005 | |
| 1/24/2013 | <0.005 | |
| 7/24/2013 | <0.005 | |
| 1/23/2014 | 0.0014 (J) | |
| 7/1/2014 | <0.005 | |
| 1/20/2015 | <0.005 | |
| 7/30/2015 | <0.005 | |
| 1/19/2016 | <0.005 | |
| 3/23/2016 | <0.005 | |
| 5/20/2016 | <0.005 | |
| 7/21/2016 | <0.005 | |
| 9/20/2016 | 0.0012 (J) | |
| 11/14/2016 | <0.005 | |
| 1/24/2017 | <0.005 | |
| 3/17/2017 | <0.005 | |
| 5/1/2017 | <0.005 | |
| 8/4/2017 | <0.005 | |
| 1/24/2018 | <0.005 | |
| 6/21/2018 | <0.005 | |
| 1/30/2019 | 0.0004 (J) | |
| 6/27/2019 | <0.005 | |
| 9/10/2019 | <0.005 | |
| 3/11/2020 | <0.005 | |
| 9/10/2020 | <0.005 | |
| 3/18/2021 | <0.005 | |
| 8/23/2021 | <0.005 | |
| 3/2/2022 | <0.005 | |
| 8/10/2022 | <0.005 | |
| 2/14/2023 | <0.005 | |
| 8/16/2023 | <0.005 | |
| 2/21/2024 | | <0.005 |
| 8/5/2024 | | <0.005 |
| 2/13/2025 | | <0.005 |
| 8/14/2025 | | <0.005 |

ND substitution: RL or RL/2 if <15% NDs.

# Mann-Whitney (Wilcoxon Rank Sum)

Constituent: Antimony (mg/L) Analysis Run 3/31/2026 5:07 AM View: Mann-Whitney

Plant Wansley Client: Southern Company Data: Wansley Landfill

| | GWC-31 | GWC-31 |
|---|---|---|
| 9/17/2011 | <0.005 | |
| 10/31/2011 | <0.005 | |
| 2/7/2012 | <0.005 | |
| 1/23/2013 | <0.005 | |
| 1/23/2014 | <0.005 | |
| 7/1/2014 | <0.005 | |
| 1/21/2015 | <0.005 | |
| 1/25/2016 | <0.005 | |
| 3/30/2016 | <0.005 | |
| 5/25/2016 | 0.00129 (J) | |
| 7/27/2016 | 0.0027 | |
| 1/25/2017 | <0.005 | |
| 3/23/2017 | <0.005 | |
| 5/2/2017 | <0.005 | |
| 7/19/2017 | <0.005 | |
| 8/4/2017 | <0.005 | |
| 1/23/2018 | <0.005 | |
| 6/27/2018 | <0.005 | |
| 1/31/2019 | 0.00042 (J) | |
| 6/26/2019 | <0.005 | |
| 9/11/2019 | <0.005 | |
| 3/17/2020 | <0.005 | |
| 9/11/2020 | <0.005 | |
| 3/16/2021 | <0.005 | |
| 8/25/2021 | <0.005 | |
| 3/10/2022 | <0.005 | |
| 8/16/2022 | <0.005 | |
| 2/22/2023 | <0.005 | |
| 8/16/2023 | <0.005 | |
| 2/21/2024 | | <0.005 |
| 8/2/2024 | | 0.00076 (J) |
| 2/18/2025 | | <0.005 |
| 8/15/2025 | | <0.005 |

ND substitution: RL or RL/2 if <15% NDs.

# Mann-Whitney (Wilcoxon Rank Sum)

Constituent: Antimony (mg/L) Analysis Run 3/31/2026 5:07 AM View: Mann-Whitney

Plant Wansley Client: Southern Company Data: Wansley Landfill

| | GWC-32 | GWC-32 |
|---|---|---|
| 9/15/2011 | <0.005 | |
| 10/31/2011 | <0.005 | |
| 12/13/2011 | <0.005 | |
| 2/1/2012 | <0.005 | |
| 7/17/2012 | <0.005 | |
| 1/23/2013 | <0.005 | |
| 7/24/2013 | <0.005 | |
| 1/23/2014 | <0.005 | |
| 7/1/2014 | <0.005 | |
| 1/20/2015 | <0.005 | |
| 7/30/2015 | <0.005 | |
| 1/25/2016 | <0.005 | |
| 3/23/2016 | <0.005 | |
| 5/24/2016 | <0.005 | |
| 7/22/2016 | <0.005 | |
| 9/16/2016 | <0.005 | |
| 11/15/2016 | <0.005 | |
| 1/26/2017 | <0.005 | |
| 3/24/2017 | <0.005 | |
| 5/2/2017 | <0.005 | |
| 8/3/2017 | <0.005 | |
| 1/23/2018 | <0.005 | |
| 6/26/2018 | <0.005 | |
| 1/30/2019 | 0.00039 (J) | |
| 6/27/2019 | <0.005 | |
| 9/12/2019 | <0.005 | |
| 3/18/2020 | <0.005 | |
| 9/15/2020 | <0.005 | |
| 3/17/2021 | <0.005 | |
| 8/24/2021 | <0.005 | |
| 3/9/2022 | <0.005 | |
| 8/10/2022 | <0.005 | |
| 2/15/2023 | <0.005 | |
| 8/15/2023 | <0.005 | |
| 2/20/2024 | | <0.005 |
| 8/6/2024 | | 0.00034 (J) |
| 2/19/2025 | | <0.005 |
| 8/14/2025 | | <0.005 |

ND substitution: RL or RL/2 if <15% NDs.

# Mann-Whitney (Wilcoxon Rank Sum)

Constituent: Antimony (mg/L) Analysis Run 3/31/2026 5:07 AM View: Mann-Whitney

Plant Wansley Client: Southern Company Data: Wansley Landfill

| | GWC-33 | GWC-33 |
|---|---|---|
| 9/16/2011 | <0.005 | |
| 10/30/2011 | <0.005 | |
| 12/13/2011 | <0.005 | |
| 2/1/2012 | <0.005 | |
| 7/17/2012 | <0.005 | |
| 1/23/2013 | <0.005 | |
| 7/17/2013 | <0.005 | |
| 1/23/2014 | <0.005 | |
| 1/20/2015 | <0.005 | |
| 7/29/2015 | <0.005 | |
| 1/25/2016 | <0.005 | |
| 3/23/2016 | <0.005 | |
| 5/24/2016 | <0.005 | |
| 7/22/2016 | <0.005 | |
| 9/16/2016 | <0.005 | |
| 11/17/2016 | <0.005 | |
| 1/25/2017 | <0.005 | |
| 3/23/2017 | <0.005 | |
| 5/1/2017 | <0.005 | |
| 8/4/2017 | <0.005 | |
| 1/23/2018 | <0.005 | |
| 6/26/2018 | <0.005 | |
| 1/30/2019 | 0.00055 (J) | |
| 6/26/2019 | <0.005 | |
| 9/12/2019 | <0.005 | |
| 3/12/2020 | <0.005 | |
| 9/16/2020 | <0.005 | |
| 3/18/2021 | <0.005 | |
| 8/24/2021 | <0.005 | |
| 3/9/2022 | <0.005 | |
| 8/15/2022 | <0.005 | |
| 2/20/2023 | <0.005 | |
| 8/15/2023 | <0.005 | |
| 2/20/2024 | | <0.005 |
| 7/31/2024 | | <0.005 |
| 2/19/2025 | | <0.005 |
| 8/19/2025 | | <0.005 |

ND substitution: RL or RL/2 if <15% NDs.

# Mann-Whitney (Wilcoxon Rank Sum)

Constituent: Arsenic (mg/L) Analysis Run 3/31/2026 5:07 AM View: Mann-Whitney

Plant Wansley Client: Southern Company Data: Wansley Landfill

| | GWA-1 | GWA-1 |
|---|---|---|
| 9/16/2011 | <0.005 | |
| 10/27/2011 | <0.005 | |
| 12/13/2011 | <0.005 | |
| 1/31/2012 | <0.005 | |
| 7/18/2012 | <0.005 | |
| 1/24/2013 | <0.005 | |
| 7/17/2013 | <0.005 | |
| 1/21/2014 | <0.005 | |
| 6/25/2014 | <0.005 | |
| 1/14/2015 | <0.005 | |
| 7/21/2015 | <0.005 | |
| 1/21/2016 | <0.005 | |
| 3/23/2016 | <0.005 | |
| 5/20/2016 | <0.005 | |
| 7/21/2016 | <0.005 | |
| 9/15/2016 | <0.005 | |
| 11/11/2016 | <0.005 | |
| 1/19/2017 | <0.005 | |
| 3/16/2017 | <0.005 | |
| 4/28/2017 | <0.005 | |
| 8/3/2017 | <0.005 | |
| 1/19/2018 | <0.005 | |
| 6/19/2018 | <0.005 | |
| 1/17/2019 | <0.005 | |
| 6/24/2019 | 0.00054 (J) | |
| 9/9/2019 | <0.005 | |
| 3/10/2020 | <0.005 | |
| 9/9/2020 | <0.005 | |
| 3/15/2021 | <0.005 | |
| 8/16/2021 | <0.005 | |
| 2/28/2022 | <0.005 | |
| 8/9/2022 | <0.005 | |
| 2/14/2023 | <0.005 | |
| 8/9/2023 | <0.005 | |
| 2/13/2024 | | 0.0011 |
| 7/30/2024 | | <0.005 |
| 2/11/2025 | | <0.005 |
| 8/12/2025 | | <0.005 |

ND substitution: RL or RL/2 if <15% NDs.

# Mann-Whitney (Wilcoxon Rank Sum)

Constituent: Arsenic (mg/L) Analysis Run 3/31/2026 5:07 AM View: Mann-Whitney

Plant Wansley Client: Southern Company Data: Wansley Landfill

| | GWA-2 | GWA-2 |
|---|---|---|
| 9/17/2011 | <0.005 | |
| 10/27/2011 | <0.005 | |
| 12/14/2011 | <0.005 | |
| 2/7/2012 | <0.005 | |
| 7/23/2012 | <0.005 | |
| 1/23/2013 | <0.005 | |
| 7/24/2013 | <0.005 | |
| 1/22/2014 | <0.005 | |
| 7/1/2014 | <0.005 | |
| 1/22/2015 | <0.005 | |
| 7/22/2015 | <0.005 | |
| 1/20/2016 | <0.005 | |
| 3/23/2016 | <0.005 | |
| 5/24/2016 | <0.005 | |
| 7/26/2016 | <0.005 | |
| 9/16/2016 | <0.005 | |
| 11/10/2016 | <0.005 | |
| 1/19/2017 | <0.005 | |
| 3/17/2017 | <0.005 | |
| 4/28/2017 | <0.005 | |
| 8/2/2017 | <0.005 | |
| 1/19/2018 | <0.005 | |
| 6/19/2018 | <0.005 | |
| 1/17/2019 | <0.005 | |
| 6/24/2019 | 0.00043 (J) | |
| 9/10/2019 | <0.005 | |
| 3/10/2020 | <0.005 | |
| 9/10/2020 | <0.005 | |
| 3/15/2021 | <0.005 | |
| 8/18/2021 | <0.005 | |
| 3/1/2022 | <0.005 | |
| 8/9/2022 | <0.005 | |
| 2/14/2023 | <0.005 | |
| 8/9/2023 | <0.005 | |
| 2/14/2024 | | <0.005 |
| 7/30/2024 | | <0.005 |
| 2/11/2025 | | <0.005 |
| 8/12/2025 | | <0.005 |

ND substitution: RL or RL/2 if <15% NDs.

# Mann-Whitney (Wilcoxon Rank Sum)

Constituent: Arsenic (mg/L) Analysis Run 3/31/2026 5:07 AM View: Mann-Whitney

Plant Wansley Client: Southern Company Data: Wansley Landfill

| | GWA-4 | GWA-4 |
|---|---|---|
| 8/31/2011 | <0.005 | |
| 10/27/2011 | <0.005 | |
| 12/14/2011 | <0.005 | |
| 2/1/2012 | <0.005 | |
| 7/23/2012 | <0.005 | |
| 1/23/2013 | <0.005 | |
| 7/17/2013 | <0.005 | |
| 1/15/2014 | <0.005 | |
| 6/25/2014 | <0.005 | |
| 1/14/2015 | <0.005 | |
| 7/21/2015 | <0.005 | |
| 1/20/2016 | <0.005 | |
| 3/23/2016 | <0.005 | |
| 5/19/2016 | <0.005 | |
| 7/21/2016 | 0.00062 (J) | |
| 9/14/2016 | <0.005 | |
| 11/10/2016 | <0.005 | |
| 1/17/2017 | <0.005 | |
| 3/16/2017 | <0.005 | |
| 4/27/2017 | <0.005 | |
| 8/2/2017 | <0.005 | |
| 1/22/2018 | 0.00068 (J) | |
| 6/19/2018 | 0.0011 (J) | |
| 1/17/2019 | <0.005 | |
| 6/24/2019 | 0.00032 (J) | |
| 9/10/2019 | <0.005 | |
| 3/10/2020 | <0.005 | |
| 9/9/2020 | <0.005 | |
| 3/15/2021 | <0.005 | |
| 8/18/2021 | <0.005 | |
| 3/1/2022 | <0.005 | |
| 8/9/2022 | <0.005 | |
| 2/14/2023 | <0.005 | |
| 8/9/2023 | <0.005 | |
| 2/14/2024 | | <0.005 |
| 7/29/2024 | | <0.005 |
| 2/10/2025 | | <0.005 |
| 8/12/2025 | | <0.005 |

ND substitution: RL or RL/2 if <15% NDs.

# Mann-Whitney (Wilcoxon Rank Sum)

Constituent: Arsenic (mg/L) Analysis Run 3/31/2026 5:07 AM View: Mann-Whitney

Plant Wansley Client: Southern Company Data: Wansley Landfill

| | GWA-28 | GWA-28 |
|---|---|---|
| 9/16/2011 | <0.005 | |
| 10/28/2011 | <0.005 | |
| 12/12/2011 | <0.005 | |
| 1/25/2012 | <0.005 | |
| 7/16/2012 | <0.005 | |
| 1/24/2013 | <0.005 | |
| 7/23/2013 | <0.005 | |
| 1/22/2014 | <0.005 | |
| 7/1/2014 | <0.005 | |
| 1/21/2015 | <0.005 | |
| 7/21/2015 | <0.005 | |
| 1/22/2016 | <0.005 | |
| 3/22/2016 | <0.005 | |
| 5/23/2016 | <0.005 | |
| 7/25/2016 | <0.005 | |
| 9/15/2016 | <0.005 | |
| 11/9/2016 | <0.005 | |
| 1/17/2017 | <0.005 | |
| 3/16/2017 | <0.005 | |
| 4/27/2017 | <0.005 | |
| 8/1/2017 | <0.005 | |
| 1/19/2018 | <0.005 | |
| 6/19/2018 | 0.00078 (J) | |
| 1/21/2019 | <0.005 | |
| 6/25/2019 | <0.005 | |
| 9/10/2019 | <0.005 | |
| 3/10/2020 | <0.005 | |
| 9/9/2020 | <0.005 | |
| 3/15/2021 | <0.005 | |
| 8/16/2021 | <0.005 | |
| 3/1/2022 | <0.005 | |
| 8/9/2022 | <0.005 | |
| 2/14/2023 | <0.005 | |
| 8/9/2023 | <0.005 | |
| 2/14/2024 | | <0.005 |
| 7/29/2024 | | <0.005 |
| 2/10/2025 | | <0.005 |
| 8/12/2025 | | <0.005 |

ND substitution: RL or RL/2 if <15% NDs.

# Mann-Whitney (Wilcoxon Rank Sum)

Constituent: Arsenic (mg/L) Analysis Run 3/31/2026 5:07 AM View: Mann-Whitney

Plant Wansley Client: Southern Company Data: Wansley Landfill

| | GWA-29 | GWA-29 |
|---|---|---|
| 9/17/2011 | <0.005 | |
| 10/28/2011 | <0.005 | |
| 12/12/2011 | <0.005 | |
| 1/31/2012 | <0.005 | |
| 7/17/2012 | <0.005 | |
| 1/24/2013 | <0.005 | |
| 7/24/2013 | <0.005 | |
| 1/22/2014 | <0.005 | |
| 7/8/2014 | <0.005 | |
| 1/21/2015 | <0.005 | |
| 7/22/2015 | <0.005 | |
| 1/19/2016 | <0.005 | |
| 3/22/2016 | <0.005 | |
| 5/19/2016 | <0.005 | |
| 7/21/2016 | <0.005 | |
| 1/17/2017 | <0.005 | |
| 3/15/2017 | <0.005 | |
| 4/27/2017 | 0.00064 (J) | |
| 7/18/2017 | <0.005 | |
| 8/1/2017 | <0.005 | |
| 1/19/2018 | <0.005 | |
| 6/19/2018 | 0.00095 (J) | |
| 1/18/2019 | <0.005 | |
| 6/25/2019 | <0.005 | |
| 9/10/2019 | <0.005 | |
| 3/10/2020 | <0.005 | |
| 9/9/2020 | <0.005 | |
| 3/15/2021 | <0.005 | |
| 8/18/2021 | <0.005 | |
| 3/2/2022 | <0.005 | |
| 8/9/2022 | <0.005 | |
| 2/13/2023 | <0.005 | |
| 8/8/2023 | <0.005 | |
| 2/14/2024 | | <0.005 |
| 7/30/2024 | | <0.005 |
| 2/11/2025 | | <0.005 |
| 8/12/2025 | | <0.005 |

ND substitution: RL or RL/2 if <15% NDs.

# Mann-Whitney (Wilcoxon Rank Sum)

Constituent: Arsenic (mg/L) Analysis Run 3/31/2026 5:07 AM View: Mann-Whitney

Plant Wansley Client: Southern Company Data: Wansley Landfill

| | GWC-5 | GWC-5 |
|---|---|---|
| 8/31/2011 | <0.005 | |
| 10/27/2011 | <0.005 | |
| 12/5/2011 | <0.005 | |
| 1/25/2012 | <0.005 | |
| 7/18/2012 | <0.005 | |
| 1/9/2013 | <0.005 | |
| 7/17/2013 | <0.005 | |
| 1/15/2014 | <0.005 | |
| 6/25/2014 | <0.005 | |
| 1/13/2015 | <0.005 | |
| 7/24/2015 | <0.005 | |
| 1/20/2016 | <0.005 | |
| 3/28/2016 | <0.005 | |
| 5/23/2016 | <0.005 | |
| 7/21/2016 | <0.005 | |
| 9/15/2016 | <0.005 | |
| 11/15/2016 | <0.005 | |
| 1/26/2017 | <0.005 | |
| 3/22/2017 | <0.005 | |
| 5/2/2017 | <0.005 | |
| 8/3/2017 | <0.005 | |
| 1/23/2018 | 0.0014 | |
| 6/25/2018 | <0.005 | |
| 1/30/2019 | <0.005 | |
| 6/26/2019 | <0.005 | |
| 9/12/2019 | <0.005 | |
| 3/16/2020 | <0.005 | |
| 9/9/2020 | <0.005 | |
| 3/17/2021 | <0.005 | |
| 8/19/2021 | <0.005 | |
| 3/2/2022 | <0.005 | |
| 8/11/2022 | <0.005 | |
| 2/20/2023 | <0.005 | |
| 8/14/2023 | <0.005 | |
| 2/14/2024 | | <0.005 |
| 7/31/2024 | | <0.005 |
| 2/14/2025 | | <0.005 |
| 8/18/2025 | | <0.005 |

ND substitution: RL or RL/2 if <15% NDs.

# Mann-Whitney (Wilcoxon Rank Sum)

Constituent: Arsenic (mg/L) Analysis Run 3/31/2026 5:07 AM View: Mann-Whitney

Plant Wansley Client: Southern Company Data: Wansley Landfill

| | GWC-6 | GWC-6 |
|---|---|---|
| 8/31/2011 | <0.005 | |
| 10/30/2011 | <0.005 | |
| 12/5/2011 | <0.005 | |
| 1/25/2012 | <0.005 | |
| 7/24/2012 | <0.005 | |
| 1/8/2013 | <0.005 | |
| 7/9/2013 | <0.005 | |
| 1/15/2014 | <0.005 | |
| 6/25/2014 | <0.005 | |
| 1/20/2015 | <0.005 | |
| 7/24/2015 | <0.005 | |
| 1/20/2016 | <0.005 | |
| 3/28/2016 | <0.005 | |
| 5/24/2016 | <0.005 | |
| 7/21/2016 | <0.005 | |
| 9/15/2016 | <0.005 | |
| 11/16/2016 | <0.005 | |
| 1/26/2017 | <0.005 | |
| 3/22/2017 | <0.005 | |
| 5/2/2017 | <0.005 | |
| 8/3/2017 | <0.005 | |
| 1/23/2018 | 0.00075 (J) | |
| 6/25/2018 | <0.005 | |
| 1/30/2019 | <0.005 | |
| 6/26/2019 | <0.005 | |
| 9/12/2019 | <0.005 | |
| 3/16/2020 | <0.005 | |
| 9/11/2020 | <0.005 | |
| 3/17/2021 | <0.005 | |
| 8/18/2021 | <0.005 | |
| 3/2/2022 | <0.005 | |
| 8/11/2022 | <0.005 | |
| 2/20/2023 | <0.005 | |
| 8/14/2023 | <0.005 | |
| 2/14/2024 | | <0.005 |
| 8/1/2024 | | <0.005 |
| 2/18/2025 | | <0.005 |
| 8/15/2025 | | <0.005 |

ND substitution: RL or RL/2 if <15% NDs.

# Mann-Whitney (Wilcoxon Rank Sum)

Constituent: Arsenic (mg/L) Analysis Run 3/31/2026 5:07 AM View: Mann-Whitney

Plant Wansley Client: Southern Company Data: Wansley Landfill

| | GWC-7 | GWC-7 |
|---|---|---|
| 9/7/2011 | <0.005 | |
| 10/30/2011 | <0.005 | |
| 12/5/2011 | <0.005 | |
| 1/25/2012 | <0.005 | |
| 7/18/2012 | <0.005 | |
| 1/7/2013 | <0.005 | |
| 7/9/2013 | <0.005 | |
| 1/14/2014 | <0.005 | |
| 6/24/2014 | <0.005 | |
| 1/20/2015 | <0.005 | |
| 7/27/2015 | <0.005 | |
| 1/26/2016 | <0.005 | |
| 3/29/2016 | <0.005 | |
| 5/24/2016 | <0.005 | |
| 7/22/2016 | 0.00049 (J) | |
| 9/15/2016 | <0.005 | |
| 11/16/2016 | <0.005 | |
| 1/26/2017 | <0.005 | |
| 3/22/2017 | <0.005 | |
| 5/2/2017 | <0.005 | |
| 8/4/2017 | <0.005 | |
| 1/23/2018 | 0.0012 (J) | |
| 6/25/2018 | <0.005 | |
| 1/21/2019 | <0.005 | |
| 6/25/2019 | 0.00035 (J) | |
| 9/10/2019 | <0.005 | |
| 3/12/2020 | <0.005 | |
| 9/14/2020 | <0.005 | |
| 3/16/2021 | <0.005 | |
| 8/19/2021 | <0.005 | |
| 3/2/2022 | <0.005 | |
| 8/11/2022 | <0.005 | |
| 2/21/2023 | <0.005 | |
| 8/9/2023 | <0.005 | |
| 2/21/2024 | | <0.005 |
| 8/1/2024 | | <0.005 |
| 2/13/2025 | | <0.005 |
| 8/18/2025 | | <0.005 |

ND substitution: RL or RL/2 if <15% NDs.

# Mann-Whitney (Wilcoxon Rank Sum)

Constituent: Arsenic (mg/L) Analysis Run 3/31/2026 5:07 AM View: Mann-Whitney

Plant Wansley Client: Southern Company Data: Wansley Landfill

| | GWC-8 | GWC-8 |
|---|---|---|
| 9/7/2011 | <0.005 | |
| 10/30/2011 | <0.005 | |
| 12/5/2011 | <0.005 | |
| 1/19/2012 | <0.005 | |
| 7/18/2012 | <0.005 | |
| 1/7/2013 | <0.005 | |
| 7/9/2013 | <0.005 | |
| 1/14/2014 | <0.005 | |
| 6/24/2014 | <0.005 | |
| 1/20/2015 | <0.005 | |
| 7/27/2015 | <0.005 | |
| 1/26/2016 | <0.005 | |
| 3/29/2016 | <0.005 | |
| 5/24/2016 | <0.005 | |
| 7/26/2016 | <0.005 | |
| 9/19/2016 | <0.005 | |
| 11/16/2016 | <0.005 | |
| 1/26/2017 | <0.005 | |
| 3/23/2017 | <0.005 | |
| 5/3/2017 | <0.005 | |
| 8/7/2017 | <0.005 | |
| 1/24/2018 | <0.005 | |
| 6/21/2018 | 0.00052 (J) | |
| 1/22/2019 | <0.005 | |
| 6/25/2019 | 0.00045 (J) | |
| 9/10/2019 | 0.00043 (J) | |
| 3/12/2020 | 0.00049 (J) | |
| 9/14/2020 | <0.005 | |
| 3/16/2021 | <0.005 | |
| 8/20/2021 | <0.005 | |
| 3/2/2022 | <0.005 | |
| 8/11/2022 | <0.005 | |
| 2/15/2023 | <0.005 | |
| 8/9/2023 | <0.005 | |
| 2/21/2024 | | <0.005 |
| 7/30/2024 | | <0.005 |
| 2/13/2025 | | <0.005 |
| 8/13/2025 | | <0.005 |

ND substitution: RL or RL/2 if <15% NDs.

# Mann-Whitney (Wilcoxon Rank Sum)

Constituent: Arsenic (mg/L) Analysis Run 3/31/2026 5:07 AM View: Mann-Whitney

Plant Wansley Client: Southern Company Data: Wansley Landfill

| | GWC-9 | GWC-9 |
|---|---|---|
| 9/7/2011 | <0.005 | |
| 10/30/2011 | <0.005 | |
| 12/4/2011 | <0.005 | |
| 1/19/2012 | <0.005 | |
| 7/18/2012 | <0.005 | |
| 1/8/2013 | <0.005 | |
| 7/9/2013 | <0.005 | |
| 1/14/2014 | <0.005 | |
| 6/24/2014 | <0.005 | |
| 1/20/2015 | <0.005 | |
| 7/27/2015 | <0.005 | |
| 1/26/2016 | <0.005 | |
| 3/29/2016 | <0.005 | |
| 5/24/2016 | <0.005 | |
| 7/25/2016 | 0.00046 (J) | |
| 9/19/2016 | <0.005 | |
| 11/16/2016 | <0.005 | |
| 1/31/2017 | 0.0011 (J) | |
| 3/23/2017 | 0.00076 (J) | |
| 5/2/2017 | <0.005 | |
| 8/7/2017 | 0.00052 (J) | |
| 1/24/2018 | <0.005 | |
| 6/21/2018 | 0.00095 (J) | |
| 1/22/2019 | 0.00059 (J) | |
| 6/25/2019 | 0.00086 (J) | |
| 9/16/2019 | 0.00069 (J) | |
| 3/16/2020 | 0.00065 (J) | |
| 9/11/2020 | 0.0008 (J) | |
| 3/16/2021 | <0.005 | |
| 8/25/2021 | 0.00045 (J) | |
| 3/9/2022 | <0.005 | |
| 8/16/2022 | 0.00092 (J) | |
| 2/15/2023 | <0.005 | |
| 8/9/2023 | <0.005 | |
| 2/19/2024 | | <0.005 |
| 7/31/2024 | | 0.0009 (J) |
| 2/18/2025 | | <0.005 |
| 8/13/2025 | | <0.005 |

ND substitution: RL or RL/2 if <15% NDs.

# Mann-Whitney (Wilcoxon Rank Sum)

Constituent: Arsenic (mg/L) Analysis Run 3/31/2026 5:07 AM View: Mann-Whitney

Plant Wansley Client: Southern Company Data: Wansley Landfill

| | GWC-11 | GWC-11 |
|---|---|---|
| 9/13/2011 | <0.001 | |
| 10/28/2011 | <0.001 | |
| 12/4/2011 | <0.001 | |
| 2/9/2012 | <0.001 | |
| 7/18/2012 | <0.001 | |
| 1/8/2013 | <0.001 | |
| 7/9/2013 | <0.001 | |
| 1/15/2014 | <0.001 | |
| 6/25/2014 | <0.001 | |
| 1/21/2015 | <0.001 | |
| 7/28/2015 | <0.001 | |
| 1/26/2016 | <0.001 | |
| 3/29/2016 | 0.00165 (J) | |
| 5/25/2016 | 0.00191 (J) | |
| 7/25/2016 | 0.0016 | |
| 9/19/2016 | 0.0021 | |
| 11/16/2016 | 0.0012 (J) | |
| 1/31/2017 | 0.001 (J) | |
| 3/23/2017 | 0.00076 (J) | |
| 5/2/2017 | 0.0012 (J) | |
| 8/7/2017 | 0.0018 | |
| 10/13/2017 | 0.0028 | |
| 1/24/2018 | 0.0011 (J) | |
| 6/20/2018 | 0.002 | |
| 1/24/2019 | 0.00065 (J) | |
| 6/26/2019 | 0.0015 | |
| 9/16/2019 | 0.0018 | |
| 3/16/2020 | 0.0009 (J) | |
| 9/10/2020 | 0.0014 | |
| 3/17/2021 | 0.0012 | |
| 8/23/2021 | 0.0014 | |
| 3/7/2022 | 0.00088 (J) | |
| 8/15/2022 | 0.0013 | |
| 2/21/2023 | <0.001 | |
| 8/14/2023 | 0.0013 | |
| 2/14/2024 | | 0.0012 |
| 8/6/2024 | | 0.0014 |
| 2/18/2025 | | 0.001 |
| 8/18/2025 | | 0.002 (J) |

ND substitution: RL or RL/2 if <15% NDs.

# Mann-Whitney (Wilcoxon Rank Sum)

Constituent: Arsenic (mg/L) Analysis Run 3/31/2026 5:07 AM View: Mann-Whitney

Plant Wansley Client: Southern Company Data: Wansley Landfill

| | GWC-12 | GWC-12 |
|---|---|---|
| 9/13/2011 | <0.005 | |
| 10/28/2011 | <0.005 | |
| 12/4/2011 | <0.005 | |
| 1/24/2012 | <0.005 | |
| 7/11/2012 | <0.005 | |
| 1/8/2013 | <0.005 | |
| 7/10/2013 | <0.005 | |
| 1/21/2014 | <0.005 | |
| 7/1/2014 | <0.005 | |
| 1/21/2015 | <0.005 | |
| 7/28/2015 | <0.005 | |
| 1/26/2016 | <0.005 | |
| 3/29/2016 | <0.005 | |
| 5/25/2016 | <0.005 | |
| 7/22/2016 | 0.00047 (J) | |
| 9/15/2016 | <0.005 | |
| 11/16/2016 | <0.005 | |
| 1/31/2017 | <0.005 | |
| 3/23/2017 | <0.005 | |
| 5/3/2017 | 0.0024 (O) | |
| 8/7/2017 | <0.005 | |
| 1/24/2018 | <0.005 | |
| 6/26/2018 | <0.005 | |
| 1/25/2019 | <0.005 | |
| 6/26/2019 | <0.005 | |
| 9/11/2019 | 0.00036 (J) | |
| 3/18/2020 | 0.00061 (J) | |
| 9/10/2020 | <0.005 | |
| 3/16/2021 | 0.00041 (J) | |
| 8/19/2021 | <0.005 | |
| 3/7/2022 | 0.0005 (J) | |
| 8/16/2022 | <0.005 | |
| 2/15/2023 | <0.005 | |
| 8/14/2023 | <0.005 | |
| 2/20/2024 | | <0.005 |
| 8/6/2024 | | <0.005 |
| 2/17/2025 | | <0.005 |
| 8/18/2025 | | <0.005 |

ND substitution: RL or RL/2 if <15% NDs.

# Mann-Whitney (Wilcoxon Rank Sum)

Constituent: Arsenic (mg/L) Analysis Run 3/31/2026 5:07 AM View: Mann-Whitney

Plant Wansley Client: Southern Company Data: Wansley Landfill

| | GWC-13 | GWC-13 |
|---|---|---|
| 9/13/2011 | <0.005 | |
| 10/28/2011 | <0.005 | |
| 12/4/2011 | <0.005 | |
| 1/24/2012 | <0.005 | |
| 7/11/2012 | <0.005 | |
| 1/8/2013 | <0.005 | |
| 7/10/2013 | <0.005 | |
| 1/21/2014 | <0.005 | |
| 7/1/2014 | <0.005 | |
| 1/21/2015 | <0.005 | |
| 7/28/2015 | <0.005 | |
| 1/27/2016 | <0.005 | |
| 3/29/2016 | <0.005 | |
| 5/25/2016 | <0.005 | |
| 7/26/2016 | <0.005 | |
| 9/15/2016 | <0.005 | |
| 11/17/2016 | <0.005 | |
| 1/31/2017 | <0.005 | |
| 3/23/2017 | 0.00067 (J) | |
| 5/3/2017 | <0.005 | |
| 8/4/2017 | <0.005 | |
| 1/25/2018 | <0.005 | |
| 6/20/2018 | 0.0012 (J) | |
| 1/22/2019 | <0.005 | |
| 6/25/2019 | <0.005 | |
| 9/12/2019 | <0.005 | |
| 3/12/2020 | <0.005 | |
| 9/10/2020 | <0.005 | |
| 3/17/2021 | <0.005 | |
| 8/23/2021 | <0.005 | |
| 3/8/2022 | <0.005 | |
| 8/15/2022 | <0.005 | |
| 2/21/2023 | <0.005 | |
| 8/16/2023 | <0.005 | |
| 2/19/2024 | | <0.005 |
| 8/5/2024 | | <0.005 |
| 2/18/2025 | | <0.005 |
| 8/19/2025 | | <0.005 |

ND substitution: RL or RL/2 if <15% NDs.

# Mann-Whitney (Wilcoxon Rank Sum)

Constituent: Arsenic (mg/L) Analysis Run 3/31/2026 5:07 AM View: Mann-Whitney

Plant Wansley Client: Southern Company Data: Wansley Landfill

| | GWC-14 | GWC-14 |
|---|---|---|
| 9/13/2011 | <0.005 | |
| 10/27/2011 | <0.005 | |
| 12/3/2011 | <0.005 | |
| 1/24/2012 | <0.005 | |
| 7/11/2012 | <0.005 | |
| 1/8/2013 | <0.005 | |
| 7/10/2013 | <0.005 | |
| 1/21/2014 | <0.005 | |
| 7/1/2014 | <0.005 | |
| 1/14/2015 | <0.005 | |
| 7/22/2015 | <0.005 | |
| 1/27/2016 | <0.005 | |
| 3/30/2016 | <0.005 | |
| 5/25/2016 | <0.005 | |
| 7/26/2016 | 0.00096 (J) | |
| 9/15/2016 | <0.005 | |
| 11/17/2016 | <0.005 | |
| 2/1/2017 | <0.005 | |
| 3/23/2017 | <0.005 | |
| 5/3/2017 | <0.005 | |
| 8/7/2017 | <0.005 | |
| 1/25/2018 | <0.005 | |
| 6/20/2018 | <0.005 | |
| 1/22/2019 | 0.00041 (J) | |
| 6/25/2019 | 0.00048 (J) | |
| 9/12/2019 | <0.005 | |
| 3/17/2020 | 0.00031 (J) | |
| 9/10/2020 | <0.005 | |
| 3/17/2021 | <0.005 | |
| 8/23/2021 | <0.005 | |
| 3/7/2022 | <0.005 | |
| 8/16/2022 | <0.005 | |
| 2/17/2023 | <0.005 | |
| 8/14/2023 | 0.00088 (J) | |
| 2/19/2024 | | <0.005 |
| 8/6/2024 | | <0.005 |
| 2/17/2025 | | <0.005 |
| 8/19/2025 | | <0.005 |

ND substitution: RL or RL/2 if <15% NDs.

# Mann-Whitney (Wilcoxon Rank Sum)

Constituent: Arsenic (mg/L) Analysis Run 3/31/2026 5:07 AM View: Mann-Whitney

Plant Wansley Client: Southern Company Data: Wansley Landfill

| | GWC-16 | GWC-16 |
|---|---|---|
| 8/30/2011 | <0.005 | |
| 10/26/2011 | <0.005 | |
| 12/3/2011 | <0.005 | |
| 1/25/2012 | <0.005 | |
| 7/11/2012 | <0.005 | |
| 1/8/2013 | <0.005 | |
| 7/2/2013 | <0.005 | |
| 1/14/2014 | <0.005 | |
| 6/25/2014 | <0.005 | |
| 1/13/2015 | <0.005 | |
| 7/22/2015 | <0.005 | |
| 1/27/2016 | <0.005 | |
| 3/30/2016 | <0.005 | |
| 5/25/2016 | <0.005 | |
| 7/27/2016 | <0.005 | |
| 9/16/2016 | <0.005 | |
| 11/17/2016 | <0.005 | |
| 2/1/2017 | <0.005 | |
| 3/24/2017 | <0.005 | |
| 5/3/2017 | <0.005 | |
| 8/7/2017 | <0.005 | |
| 1/25/2018 | <0.005 | |
| 6/20/2018 | 0.00084 (J) | |
| 1/25/2019 | <0.005 | |
| 6/25/2019 | <0.005 | |
| 9/11/2019 | <0.005 | |
| 3/17/2020 | <0.005 | |
| 9/11/2020 | <0.005 | |
| 3/17/2021 | <0.005 | |
| 8/20/2021 | <0.005 | |
| 3/8/2022 | <0.005 | |
| 8/16/2022 | <0.005 | |
| 2/20/2023 | <0.005 | |
| 8/14/2023 | <0.005 | |
| 2/21/2024 | | <0.005 |
| 8/5/2024 | | <0.005 |
| 2/11/2025 | | <0.005 |
| 8/15/2025 | | <0.005 |

ND substitution: RL or RL/2 if <15% NDs.

# Mann-Whitney (Wilcoxon Rank Sum)

Constituent: Arsenic (mg/L) Analysis Run 3/31/2026 5:07 AM View: Mann-Whitney

Plant Wansley Client: Southern Company Data: Wansley Landfill

| | GWC-17 | GWC-17 |
|---|---|---|
| 8/30/2011 | <0.005 | |
| 10/26/2011 | <0.005 | |
| 12/3/2011 | <0.005 | |
| 1/25/2012 | <0.005 | |
| 7/11/2012 | <0.005 | |
| 1/8/2013 | <0.005 | |
| 7/16/2013 | <0.005 | |
| 1/14/2014 | <0.005 | |
| 6/25/2014 | <0.005 | |
| 1/14/2015 | <0.005 | |
| 7/28/2015 | <0.005 | |
| 1/27/2016 | <0.005 | |
| 3/30/2016 | <0.005 | |
| 5/25/2016 | <0.005 | |
| 7/27/2016 | <0.005 | |
| 9/19/2016 | <0.005 | |
| 11/17/2016 | <0.005 | |
| 2/1/2017 | <0.005 | |
| 3/24/2017 | <0.005 | |
| 5/3/2017 | <0.005 | |
| 8/7/2017 | <0.005 | |
| 1/25/2018 | <0.005 | |
| 6/26/2018 | <0.005 | |
| 1/24/2019 | <0.005 | |
| 6/25/2019 | 0.00038 (J) | |
| 9/11/2019 | <0.005 | |
| 3/17/2020 | <0.005 | |
| 9/14/2020 | <0.005 | |
| 3/16/2021 | <0.005 | |
| 8/20/2021 | <0.005 | |
| 3/8/2022 | <0.005 | |
| 8/11/2022 | <0.005 | |
| 2/20/2023 | <0.005 | |
| 8/10/2023 | <0.005 | |
| 2/20/2024 | | <0.005 |
| 8/7/2024 | | 0.001 |
| 2/13/2025 | | <0.005 |
| 8/13/2025 | | <0.005 |

ND substitution: RL or RL/2 if <15% NDs.

# Mann-Whitney (Wilcoxon Rank Sum)

Constituent: Arsenic (mg/L) Analysis Run 3/31/2026 5:07 AM View: Mann-Whitney

Plant Wansley Client: Southern Company Data: Wansley Landfill

| | GWC-18 | GWC-18 |
|---|---|---|
| 8/30/2011 | <0.005 | |
| 10/26/2011 | <0.005 | |
| 12/3/2011 | <0.005 | |
| 2/9/2012 | <0.005 | |
| 7/11/2012 | <0.005 | |
| 1/8/2013 | <0.005 | |
| 7/16/2013 | <0.005 | |
| 1/14/2014 | <0.005 | |
| 6/24/2014 | <0.005 | |
| 1/13/2015 | <0.005 | |
| 7/23/2015 | <0.005 | |
| 1/27/2016 | <0.005 | |
| 3/30/2016 | <0.005 | |
| 5/26/2016 | <0.005 | |
| 7/25/2016 | 0.00056 (J) | |
| 9/19/2016 | <0.005 | |
| 11/17/2016 | <0.005 | |
| 2/1/2017 | <0.005 | |
| 3/24/2017 | <0.005 | |
| 5/3/2017 | <0.005 | |
| 8/7/2017 | <0.005 | |
| 1/25/2018 | <0.005 | |
| 6/21/2018 | 0.001 (J) | |
| 1/28/2019 | <0.005 | |
| 6/27/2019 | <0.005 | |
| 9/11/2019 | <0.005 | |
| 3/17/2020 | <0.005 | |
| 9/14/2020 | <0.005 | |
| 3/16/2021 | <0.005 | |
| 8/24/2021 | <0.005 | |
| 3/8/2022 | <0.005 | |
| 8/11/2022 | <0.005 | |
| 2/20/2023 | <0.005 | |
| 8/9/2023 | <0.005 | |
| 2/21/2024 | | <0.005 |
| 8/7/2024 | | <0.005 |
| 2/13/2025 | | <0.005 |
| 8/13/2025 | | <0.005 |

ND substitution: RL or RL/2 if <15% NDs.

# Mann-Whitney (Wilcoxon Rank Sum)

Constituent: Arsenic (mg/L) Analysis Run 3/31/2026 5:07 AM View: Mann-Whitney

Plant Wansley Client: Southern Company Data: Wansley Landfill

| | GWC-19 | GWC-19 |
|---|---|---|
| 8/30/2011 | <0.005 | |
| 10/26/2011 | <0.005 | |
| 12/3/2011 | <0.005 | |
| 2/8/2012 | <0.005 | |
| 7/11/2012 | <0.005 | |
| 1/8/2013 | <0.005 | |
| 7/16/2013 | <0.005 | |
| 1/21/2014 | <0.005 | |
| 6/24/2014 | <0.005 | |
| 1/13/2015 | <0.005 | |
| 7/23/2015 | <0.005 | |
| 1/27/2016 | <0.005 | |
| 3/30/2016 | <0.005 | |
| 5/26/2016 | <0.005 | |
| 7/25/2016 | <0.005 | |
| 9/19/2016 | <0.005 | |
| 11/17/2016 | <0.005 | |
| 2/2/2017 | <0.005 | |
| 3/24/2017 | <0.005 | |
| 5/3/2017 | <0.005 | |
| 8/7/2017 | <0.005 | |
| 1/25/2018 | <0.005 | |
| 6/21/2018 | 0.0013 | |
| 1/28/2019 | <0.005 | |
| 6/26/2019 | <0.005 | |
| 9/12/2019 | <0.005 | |
| 3/18/2020 | <0.005 | |
| 9/15/2020 | <0.005 | |
| 3/17/2021 | 0.00031 (J) | |
| 8/24/2021 | <0.005 | |
| 3/8/2022 | <0.005 | |
| 8/11/2022 | <0.005 | |
| 2/21/2023 | <0.005 | |
| 8/9/2023 | <0.005 | |
| 2/21/2024 | | <0.005 |
| 8/6/2024 | | <0.005 |
| 2/14/2025 | | <0.005 |
| 8/13/2025 | | <0.005 |

ND substitution: RL or RL/2 if <15% NDs.

# Mann-Whitney (Wilcoxon Rank Sum)

Constituent: Arsenic (mg/L) Analysis Run 3/31/2026 5:07 AM View: Mann-Whitney

Plant Wansley Client: Southern Company Data: Wansley Landfill

| | GWC-20 | GWC-20 |
|---|---|---|
| 8/31/2011 | <0.005 | |
| 10/27/2011 | <0.005 | |
| 12/4/2011 | <0.005 | |
| 2/8/2012 | <0.005 | |
| 7/11/2012 | <0.005 | |
| 1/8/2013 | <0.005 | |
| 7/16/2013 | <0.005 | |
| 1/21/2014 | <0.005 | |
| 6/24/2014 | <0.005 | |
| 1/13/2015 | <0.005 | |
| 7/23/2015 | <0.005 | |
| 1/27/2016 | <0.005 | |
| 3/30/2016 | <0.005 | |
| 5/26/2016 | <0.005 | |
| 7/25/2016 | <0.005 | |
| 9/20/2016 | <0.005 | |
| 11/17/2016 | <0.005 | |
| 2/2/2017 | <0.005 | |
| 3/28/2017 | <0.005 | |
| 5/4/2017 | <0.005 | |
| 8/7/2017 | <0.005 | |
| 1/26/2018 | <0.005 | |
| 6/21/2018 | 0.00049 (J) | |
| 1/28/2019 | <0.005 | |
| 6/25/2019 | <0.005 | |
| 9/11/2019 | <0.005 | |
| 3/18/2020 | <0.005 | |
| 9/15/2020 | <0.005 | |
| 3/16/2021 | 0.00039 (J) | |
| 8/24/2021 | <0.005 | |
| 3/7/2022 | <0.005 | |
| 8/16/2022 | <0.005 | |
| 2/22/2023 | <0.005 | |
| 8/9/2023 | <0.005 | |
| 2/20/2024 | | <0.005 |
| 8/2/2024 | | <0.005 |
| 2/14/2025 | | <0.005 |
| 8/12/2025 | | <0.005 |

ND substitution: RL or RL/2 if <15% NDs.

# Mann-Whitney (Wilcoxon Rank Sum)

Constituent: Arsenic (mg/L) Analysis Run 3/31/2026 5:07 AM View: Mann-Whitney

Plant Wansley Client: Southern Company Data: Wansley Landfill

| | GWC-21 | GWC-21 |
|---|---|---|
| 8/31/2011 | <0.005 | |
| 10/27/2011 | <0.005 | |
| 12/4/2011 | <0.005 | |
| 2/8/2012 | <0.005 | |
| 7/17/2012 | <0.005 | |
| 1/9/2013 | <0.005 | |
| 7/16/2013 | <0.005 | |
| 1/21/2014 | <0.005 | |
| 6/24/2014 | <0.005 | |
| 1/13/2015 | <0.005 | |
| 7/23/2015 | <0.005 | |
| 1/26/2016 | <0.005 | |
| 3/30/2016 | <0.005 | |
| 5/26/2016 | <0.005 | |
| 7/26/2016 | <0.005 | |
| 9/20/2016 | <0.005 | |
| 11/17/2016 | <0.005 | |
| 2/2/2017 | <0.005 | |
| 3/28/2017 | <0.005 | |
| 5/4/2017 | <0.005 | |
| 8/7/2017 | <0.005 | |
| 1/26/2018 | <0.005 | |
| 6/20/2018 | <0.005 | |
| 1/24/2019 | <0.005 | |
| 6/25/2019 | 0.00037 (J) | |
| 9/11/2019 | 0.00047 (J) | |
| 3/18/2020 | <0.005 | |
| 9/15/2020 | <0.005 | |
| 3/16/2021 | <0.005 | |
| 8/19/2021 | <0.005 | |
| 3/7/2022 | <0.005 | |
| 8/16/2022 | <0.005 | |
| 2/21/2023 | <0.005 | |
| 8/9/2023 | <0.005 | |
| 2/19/2024 | | <0.005 |
| 7/30/2024 | | <0.005 |
| 2/11/2025 | | <0.005 |
| 8/12/2025 | | <0.005 |

ND substitution: RL or RL/2 if <15% NDs.

# Mann-Whitney (Wilcoxon Rank Sum)

Constituent: Arsenic (mg/L) Analysis Run 3/31/2026 5:07 AM View: Mann-Whitney

Plant Wansley Client: Southern Company Data: Wansley Landfill

| | GWC-22 | GWC-22 |
|---|---|---|
| 9/15/2011 | <0.005 | |
| 10/29/2011 | <0.005 | |
| 12/13/2011 | <0.005 | |
| 1/25/2012 | <0.005 | |
| 7/18/2012 | <0.005 | |
| 1/22/2013 | <0.005 | |
| 7/16/2013 | <0.005 | |
| 1/21/2014 | <0.005 | |
| 6/25/2014 | <0.005 | |
| 1/14/2015 | <0.005 | |
| 7/23/2015 | <0.005 | |
| 1/26/2016 | <0.005 | |
| 3/31/2016 | <0.005 | |
| 5/26/2016 | <0.005 | |
| 7/26/2016 | <0.005 | |
| 9/20/2016 | <0.005 | |
| 11/17/2016 | <0.005 | |
| 2/3/2017 | <0.005 | |
| 3/28/2017 | <0.005 | |
| 5/3/2017 | <0.005 | |
| 8/8/2017 | <0.005 | |
| 1/25/2018 | <0.005 | |
| 6/20/2018 | 0.00073 (J) | |
| 1/24/2019 | <0.005 | |
| 6/25/2019 | <0.005 | |
| 9/10/2019 | <0.005 | |
| 3/18/2020 | 0.00058 (J) | |
| 9/10/2020 | <0.005 | |
| 3/15/2021 | <0.005 | |
| 8/19/2021 | <0.005 | |
| 3/8/2022 | <0.005 | |
| 8/17/2022 | <0.005 | |
| 2/14/2023 | <0.005 | |
| 8/14/2023 | <0.005 | |
| 2/14/2024 | | <0.005 |
| 8/6/2024 | | <0.005 |
| 2/11/2025 | | <0.005 |
| 8/12/2025 | | <0.005 |

ND substitution: RL or RL/2 if <15% NDs.

# Mann-Whitney (Wilcoxon Rank Sum)

Constituent: Arsenic (mg/L) Analysis Run 3/31/2026 5:07 AM View: Mann-Whitney

Plant Wansley Client: Southern Company Data: Wansley Landfill

| | GWC-23 | GWC-23 |
|---|---|---|
| 9/16/2011 | <0.005 | |
| 10/29/2011 | <0.005 | |
| 12/13/2011 | <0.005 | |
| 1/31/2012 | <0.005 | |
| 7/18/2012 | <0.005 | |
| 1/22/2013 | <0.005 | |
| 7/23/2013 | <0.005 | |
| 1/22/2014 | <0.005 | |
| 7/1/2014 | <0.005 | |
| 1/22/2015 | <0.005 | |
| 7/29/2015 | <0.005 | |
| 1/21/2016 | <0.005 | |
| 3/29/2016 | <0.005 | |
| 5/25/2016 | <0.005 | |
| 7/27/2016 | <0.005 | |
| 9/20/2016 | <0.005 | |
| 11/18/2016 | <0.005 | |
| 2/3/2017 | <0.005 | |
| 3/28/2017 | <0.005 | |
| 5/4/2017 | <0.005 | |
| 8/8/2017 | <0.005 | |
| 1/25/2018 | <0.005 | |
| 6/20/2018 | 0.00086 (J) | |
| 1/25/2019 | <0.005 | |
| 6/26/2019 | <0.005 | |
| 9/12/2019 | <0.005 | |
| 3/18/2020 | <0.005 | |
| 9/10/2020 | <0.005 | |
| 3/18/2021 | 0.00038 (J) | |
| 8/23/2021 | <0.005 | |
| 3/9/2022 | <0.005 | |
| 8/16/2022 | <0.005 | |
| 2/21/2023 | <0.005 | |
| 8/15/2023 | <0.005 | |
| 2/19/2024 | | <0.005 |
| 7/30/2024 | | <0.005 |
| 2/11/2025 | | <0.005 |
| 8/12/2025 | | <0.005 |

ND substitution: RL or RL/2 if <15% NDs.

# Mann-Whitney (Wilcoxon Rank Sum)

Constituent: Arsenic (mg/L) Analysis Run 3/31/2026 5:07 AM View: Mann-Whitney

Plant Wansley Client: Southern Company Data: Wansley Landfill

| | GWC-24 | GWC-24 |
|---|---|---|
| 7/8/2014 | <0.005 | |
| 7/31/2015 | <0.005 | |
| 1/20/2016 | <0.005 | |
| 3/30/2016 | <0.005 | |
| 5/25/2016 | <0.005 | |
| 7/27/2016 | <0.005 | |
| 9/16/2016 | <0.005 | |
| 11/18/2016 | 0.00055 (J) | |
| 2/3/2017 | <0.005 | |
| 3/29/2017 | <0.005 | |
| 5/4/2017 | <0.005 | |
| 8/8/2017 | <0.005 | |
| 1/25/2018 | <0.005 | |
| 6/27/2018 | <0.005 | |
| 1/31/2019 | <0.005 | |
| 6/26/2019 | <0.005 | |
| 9/11/2019 | <0.005 | |
| 3/12/2020 | <0.005 | |
| 9/15/2020 | <0.005 | |
| 3/18/2021 | <0.005 | |
| 8/19/2021 | <0.005 | |
| 3/10/2022 | <0.005 | |
| 8/18/2022 | <0.005 | |
| 2/16/2023 | <0.005 | |
| 8/16/2023 | <0.005 | |
| 2/22/2024 | | <0.005 |
| 8/6/2024 | | <0.005 |
| 2/14/2025 | | <0.005 |
| 8/14/2025 | | <0.005 |

ND substitution: RL or RL/2 if <15% NDs.

# Mann-Whitney (Wilcoxon Rank Sum)

Constituent: Arsenic (mg/L) Analysis Run 3/31/2026 5:07 AM View: Mann-Whitney

Plant Wansley Client: Southern Company Data: Wansley Landfill

| | GWC-25 | GWC-25 |
|---|---|---|
| 9/17/2011 | <0.005 | |
| 10/31/2011 | <0.005 | |
| 12/14/2011 | <0.005 | |
| 2/7/2012 | <0.005 | |
| 7/17/2012 | <0.005 | |
| 7/24/2013 | <0.005 | |
| 1/23/2014 | <0.005 | |
| 7/8/2014 | <0.005 | |
| 1/21/2015 | <0.005 | |
| 7/30/2015 | <0.005 | |
| 1/21/2016 | <0.005 | |
| 3/28/2016 | <0.005 | |
| 5/25/2016 | <0.005 | |
| 7/27/2016 | <0.005 | |
| 9/19/2016 | <0.005 | |
| 11/15/2016 | <0.005 | |
| 1/24/2017 | 0.00061 (J) | |
| 3/23/2017 | <0.005 | |
| 5/2/2017 | 0.00085 (J) | |
| 8/3/2017 | <0.005 | |
| 1/25/2018 | <0.005 | |
| 6/27/2018 | <0.005 | |
| 1/24/2019 | <0.005 | |
| 6/25/2019 | <0.005 | |
| 9/11/2019 | 0.00041 (J) | |
| 3/12/2020 | <0.005 | |
| 9/14/2020 | <0.005 | |
| 3/17/2021 | <0.005 | |
| 8/19/2021 | <0.005 | |
| 3/8/2022 | <0.005 | |
| 8/10/2022 | <0.005 | |
| 2/21/2023 | <0.005 | |
| 8/15/2023 | <0.005 | |
| 2/21/2024 | | <0.005 |
| 8/1/2024 | | <0.005 |
| 2/14/2025 | | <0.005 |
| 8/13/2025 | | <0.005 |

ND substitution: RL or RL/2 if <15% NDs.

# Mann-Whitney (Wilcoxon Rank Sum)

Constituent: Arsenic (mg/L) Analysis Run 3/31/2026 5:07 AM View: Mann-Whitney

Plant Wansley Client: Southern Company Data: Wansley Landfill

| | GWC-26 | GWC-26 |
|---|---|---|
| 9/17/2011 | <0.005 | |
| 10/29/2011 | <0.005 | |
| 12/14/2011 | <0.005 | |
| 2/7/2012 | <0.005 | |
| 7/17/2012 | <0.005 | |
| 1/24/2013 | <0.005 | |
| 7/24/2013 | <0.005 | |
| 1/23/2014 | <0.005 | |
| 7/8/2014 | <0.005 | |
| 1/21/2015 | <0.005 | |
| 7/31/2015 | <0.005 | |
| 1/25/2016 | <0.005 | |
| 3/24/2016 | <0.005 | |
| 5/25/2016 | <0.005 | |
| 7/26/2016 | <0.005 | |
| 9/19/2016 | <0.005 | |
| 11/14/2016 | <0.005 | |
| 1/19/2017 | <0.005 | |
| 3/16/2017 | <0.005 | |
| 5/1/2017 | <0.005 | |
| 8/3/2017 | <0.005 | |
| 1/22/2018 | 0.00054 (J) | |
| 6/27/2018 | <0.005 | |
| 1/24/2019 | <0.005 | |
| 6/25/2019 | <0.005 | |
| 9/12/2019 | <0.005 | |
| 3/13/2020 | <0.005 | |
| 9/15/2020 | <0.005 | |
| 3/17/2021 | <0.005 | |
| 8/19/2021 | <0.005 | |
| 3/9/2022 | <0.005 | |
| 8/10/2022 | <0.005 | |
| 2/21/2023 | <0.005 | |
| 8/16/2023 | <0.005 | |
| 2/20/2024 | | <0.005 |
| 8/2/2024 | | <0.005 |
| 2/13/2025 | | <0.005 |
| 8/13/2025 | | <0.005 |

ND substitution: RL or RL/2 if <15% NDs.

# Mann-Whitney (Wilcoxon Rank Sum)

Constituent: Arsenic (mg/L) Analysis Run 3/31/2026 5:07 AM View: Mann-Whitney

Plant Wansley Client: Southern Company Data: Wansley Landfill

| | GWC-31 | GWC-31 |
|---|---|---|
| 9/17/2011 | <0.005 | |
| 10/31/2011 | <0.005 | |
| 2/7/2012 | <0.005 | |
| 1/23/2013 | <0.005 | |
| 1/23/2014 | <0.005 | |
| 7/1/2014 | <0.005 | |
| 1/21/2015 | <0.005 | |
| 1/25/2016 | <0.005 | |
| 3/30/2016 | <0.005 | |
| 5/25/2016 | <0.005 | |
| 7/27/2016 | 0.00055 (J) | |
| 1/25/2017 | <0.005 | |
| 3/23/2017 | <0.005 | |
| 5/2/2017 | <0.005 | |
| 7/19/2017 | 0.00055 (J) | |
| 8/4/2017 | <0.005 | |
| 1/23/2018 | 0.0012 (J) | |
| 6/27/2018 | <0.005 | |
| 1/31/2019 | <0.005 | |
| 6/26/2019 | <0.005 | |
| 9/11/2019 | 0.00032 (J) | |
| 3/17/2020 | <0.005 | |
| 9/11/2020 | <0.005 | |
| 3/16/2021 | <0.005 | |
| 8/25/2021 | <0.005 | |
| 3/10/2022 | <0.005 | |
| 8/16/2022 | <0.005 | |
| 2/22/2023 | <0.005 | |
| 8/16/2023 | <0.005 | |
| 2/21/2024 | | <0.005 |
| 8/2/2024 | | 0.0011 |
| 2/18/2025 | | <0.005 |
| 8/15/2025 | | <0.005 |

ND substitution: RL or RL/2 if <15% NDs.

# Mann-Whitney (Wilcoxon Rank Sum)

Constituent: Arsenic (mg/L) Analysis Run 3/31/2026 5:07 AM View: Mann-Whitney

Plant Wansley Client: Southern Company Data: Wansley Landfill

| | GWC-32 | GWC-32 |
|---|---|---|
| 9/15/2011 | <0.005 | |
| 10/31/2011 | <0.005 | |
| 12/13/2011 | <0.005 | |
| 2/1/2012 | <0.005 | |
| 7/17/2012 | <0.005 | |
| 1/23/2013 | <0.005 | |
| 7/24/2013 | <0.005 | |
| 1/23/2014 | <0.005 | |
| 7/1/2014 | <0.005 | |
| 1/20/2015 | <0.005 | |
| 7/30/2015 | <0.005 | |
| 1/25/2016 | <0.005 | |
| 3/23/2016 | <0.005 | |
| 5/24/2016 | <0.005 | |
| 7/22/2016 | <0.005 | |
| 9/16/2016 | <0.005 | |
| 11/15/2016 | <0.005 | |
| 1/26/2017 | <0.005 | |
| 3/24/2017 | <0.005 | |
| 5/2/2017 | <0.005 | |
| 8/3/2017 | <0.005 | |
| 1/23/2018 | 0.00078 (J) | |
| 6/26/2018 | <0.005 | |
| 1/30/2019 | <0.005 | |
| 6/27/2019 | <0.005 | |
| 9/12/2019 | 0.00034 (J) | |
| 3/18/2020 | <0.005 | |
| 9/15/2020 | <0.005 | |
| 3/17/2021 | <0.005 | |
| 8/24/2021 | <0.005 | |
| 3/9/2022 | <0.005 | |
| 8/10/2022 | <0.005 | |
| 2/15/2023 | <0.005 | |
| 8/15/2023 | <0.005 | |
| 2/20/2024 | | <0.005 |
| 8/6/2024 | | <0.005 |
| 2/19/2025 | | <0.005 |
| 8/14/2025 | | <0.005 |

ND substitution: RL or RL/2 if <15% NDs.

# Mann-Whitney (Wilcoxon Rank Sum)

Constituent: Arsenic (mg/L) Analysis Run 3/31/2026 5:07 AM View: Mann-Whitney

Plant Wansley Client: Southern Company Data: Wansley Landfill

| | GWC-33 | GWC-33 |
|---|---|---|
| 9/16/2011 | <0.005 | |
| 10/30/2011 | <0.005 | |
| 12/13/2011 | <0.005 | |
| 2/1/2012 | <0.005 | |
| 7/17/2012 | <0.005 | |
| 1/23/2013 | <0.005 | |
| 7/17/2013 | <0.005 | |
| 1/23/2014 | <0.005 | |
| 1/20/2015 | <0.005 | |
| 7/29/2015 | <0.005 | |
| 1/25/2016 | <0.005 | |
| 3/23/2016 | <0.005 | |
| 5/24/2016 | <0.005 | |
| 7/22/2016 | <0.005 | |
| 9/16/2016 | <0.005 | |
| 11/17/2016 | <0.005 | |
| 1/25/2017 | <0.005 | |
| 3/23/2017 | <0.005 | |
| 5/1/2017 | <0.005 | |
| 8/4/2017 | <0.005 | |
| 1/23/2018 | 0.0013 | |
| 6/26/2018 | <0.005 | |
| 1/30/2019 | <0.005 | |
| 6/26/2019 | <0.005 | |
| 9/12/2019 | <0.005 | |
| 3/12/2020 | <0.005 | |
| 9/16/2020 | <0.005 | |
| 3/18/2021 | <0.005 | |
| 8/24/2021 | <0.005 | |
| 3/9/2022 | <0.005 | |
| 8/15/2022 | <0.005 | |
| 2/20/2023 | <0.005 | |
| 8/15/2023 | <0.005 | |
| 2/20/2024 | | <0.005 |
| 7/31/2024 | | <0.005 |
| 2/19/2025 | | <0.005 |
| 8/19/2025 | | <0.005 |

ND substitution: RL or RL/2 if <15% NDs.

# Mann-Whitney (Wilcoxon Rank Sum)

Constituent: Arsenic (mg/L) Analysis Run 3/31/2026 5:07 AM View: Mann-Whitney

Plant Wansley Client: Southern Company Data: Wansley Landfill

| | GWC-34 | GWC-34 |
|---|---|---|
| 9/16/2011 | <0.005 | |
| 10/31/2011 | <0.005 | |
| 12/12/2011 | <0.005 | |
| 2/1/2012 | <0.005 | |
| 7/16/2012 | <0.005 | |
| 1/22/2013 | <0.005 | |
| 7/17/2013 | <0.005 | |
| 1/23/2014 | <0.005 | |
| 6/25/2014 | <0.005 | |
| 1/14/2015 | <0.005 | |
| 7/29/2015 | <0.005 | |
| 1/21/2016 | <0.005 | |
| 3/24/2016 | <0.005 | |
| 5/23/2016 | <0.005 | |
| 7/21/2016 | <0.005 | |
| 9/15/2016 | <0.005 | |
| 11/15/2016 | <0.005 | |
| 1/25/2017 | <0.005 | |
| 3/22/2017 | <0.005 | |
| 5/1/2017 | <0.005 | |
| 8/3/2017 | <0.005 | |
| 1/23/2018 | 0.0012 (J) | |
| 6/20/2018 | 0.001 (J) | |
| 1/28/2019 | <0.005 | |
| 6/26/2019 | <0.005 | |
| 9/11/2019 | <0.005 | |
| 3/11/2020 | <0.005 | |
| 9/11/2020 | <0.005 | |
| 3/16/2021 | <0.005 | |
| 8/24/2021 | <0.005 | |
| 3/2/2022 | <0.005 | |
| 8/10/2022 | <0.005 | |
| 2/20/2023 | <0.005 | |
| 8/16/2023 | <0.005 | |
| 2/22/2024 | | <0.005 |
| 8/5/2024 | | <0.005 |
| 2/13/2025 | | <0.005 |
| 8/14/2025 | | <0.005 |

ND substitution: RL or RL/2 if <15% NDs.

# Mann-Whitney (Wilcoxon Rank Sum)

Constituent: Arsenic (mg/L) Analysis Run 3/31/2026 5:07 AM View: Mann-Whitney

Plant Wansley Client: Southern Company Data: Wansley Landfill

| | GWC-35 | GWC-35 |
|---|---|---|
| 9/16/2011 | <0.005 | |
| 10/31/2011 | <0.005 | |
| 12/12/2011 | <0.005 | |
| 2/1/2012 | <0.005 | |
| 7/16/2012 | <0.005 | |
| 1/22/2013 | <0.005 | |
| 7/2/2013 | <0.005 | |
| 1/21/2014 | <0.005 | |
| 6/25/2014 | <0.005 | |
| 1/14/2015 | <0.005 | |
| 7/28/2015 | <0.005 | |
| 1/21/2016 | <0.005 | |
| 3/24/2016 | <0.005 | |
| 5/23/2016 | <0.005 | |
| 7/21/2016 | <0.005 | |
| 9/15/2016 | <0.005 | |
| 11/15/2016 | <0.005 | |
| 1/26/2017 | <0.005 | |
| 3/22/2017 | <0.005 | |
| 5/2/2017 | <0.005 | |
| 8/3/2017 | <0.005 | |
| 1/23/2018 | 0.001 (J) | |
| 6/19/2018 | <0.005 | |
| 1/21/2019 | <0.005 | |
| 6/26/2019 | <0.005 | |
| 9/12/2019 | <0.005 | |
| 3/11/2020 | <0.005 | |
| 9/11/2020 | <0.005 | |
| 3/16/2021 | <0.005 | |
| 8/18/2021 | <0.005 | |
| 3/2/2022 | <0.005 | |
| 8/15/2022 | <0.005 | |
| 2/20/2023 | <0.005 | |
| 8/16/2023 | <0.005 | |
| 2/22/2024 | | <0.005 |
| 8/5/2024 | | <0.005 |
| 2/18/2025 | | <0.005 |
| 8/14/2025 | | <0.005 |

ND substitution: RL or RL/2 if <15% NDs.

# Mann-Whitney (Wilcoxon Rank Sum)

Constituent: Barium (mg/L) Analysis Run 3/31/2026 5:07 AM View: Mann-Whitney

Plant Wansley Client: Southern Company Data: Wansley Landfill

| | GWA-1 | GWA-1 |
|---|---|---|
| 9/16/2011 | 0.013 | |
| 10/27/2011 | 0.012 | |
| 12/13/2011 | 0.012 | |
| 1/31/2012 | 0.011 | |
| 7/18/2012 | 0.012 | |
| 1/24/2013 | 0.012 | |
| 7/17/2013 | 0.0097 | |
| 1/21/2014 | 0.0096 | |
| 6/25/2014 | 0.0094 | |
| 1/14/2015 | 0.0095 | |
| 7/21/2015 | 0.0099 | |
| 1/21/2016 | 0.011 | |
| 3/23/2016 | 0.00968 (J) | |
| 5/20/2016 | 0.0096 (J) | |
| 7/21/2016 | 0.0087 | |
| 9/15/2016 | 0.0086 | |
| 11/11/2016 | 0.0095 | |
| 1/19/2017 | 0.0087 | |
| 3/16/2017 | 0.01 | |
| 4/28/2017 | 0.0091 | |
| 8/3/2017 | 0.0099 | |
| 1/19/2018 | 0.0089 | |
| 6/19/2018 | 0.012 | |
| 1/17/2019 | 0.01 | |
| 6/24/2019 | 0.0096 (J) | |
| 9/9/2019 | 0.012 | |
| 3/10/2020 | 0.01 | |
| 9/9/2020 | 0.01 | |
| 3/15/2021 | 0.01 | |
| 8/16/2021 | 0.01 | |
| 2/28/2022 | 0.01 | |
| 8/9/2022 | 0.012 | |
| 2/14/2023 | 0.011 | |
| 8/9/2023 | 0.011 | |
| 2/13/2024 | | 0.012 |
| 7/30/2024 | | 0.011 |
| 2/11/2025 | | 0.011 |
| 8/12/2025 | | 0.011 |

# Mann-Whitney (Wilcoxon Rank Sum)

Constituent: Barium (mg/L) Analysis Run 3/31/2026 5:07 AM View: Mann-Whitney

Plant Wansley Client: Southern Company Data: Wansley Landfill

| | GWA-2 | GWA-2 |
|---|---|---|
| 9/17/2011 | 0.011 | |
| 10/27/2011 | 0.013 | |
| 12/14/2011 | 0.01 | |
| 2/7/2012 | 0.014 | |
| 7/23/2012 | 0.014 | |
| 1/23/2013 | 0.02 | |
| 7/24/2013 | 0.016 | |
| 1/22/2014 | 0.017 | |
| 7/1/2014 | 0.015 | |
| 1/22/2015 | 0.019 | |
| 7/22/2015 | 0.014 | |
| 1/20/2016 | 0.016 | |
| 3/23/2016 | 0.00773 (J) | |
| 5/24/2016 | 0.00761 (J) | |
| 7/26/2016 | 0.0078 | |
| 9/16/2016 | 0.017 | |
| 11/10/2016 | 0.016 | |
| 1/19/2017 | 0.02 | |
| 3/17/2017 | 0.016 | |
| 4/28/2017 | 0.016 | |
| 8/2/2017 | 0.014 | |
| 1/19/2018 | 0.014 | |
| 6/19/2018 | 0.015 | |
| 1/17/2019 | 0.01 | |
| 6/24/2019 | 0.011 | |
| 9/10/2019 | 0.015 | |
| 3/10/2020 | 0.01 | |
| 9/10/2020 | 0.012 | |
| 3/15/2021 | 0.011 | |
| 8/18/2021 | 0.014 | |
| 3/1/2022 | 0.012 | |
| 8/9/2022 | 0.015 | |
| 2/14/2023 | 0.011 | |
| 8/9/2023 | 0.014 | |
| 2/14/2024 | | 0.014 |
| 7/30/2024 | | 0.014 |
| 2/11/2025 | | 0.021 |
| 8/12/2025 | | 0.013 |

# Mann-Whitney (Wilcoxon Rank Sum)

Constituent: Barium (mg/L) Analysis Run 3/31/2026 5:07 AM View: Mann-Whitney

Plant Wansley Client: Southern Company Data: Wansley Landfill

| | GWA-4 | GWA-4 |
|---|---|---|
| 8/31/2011 | 0.092 | |
| 10/27/2011 | 0.061 | |
| 12/14/2011 | 0.1 | |
| 2/1/2012 | 0.087 | |
| 7/23/2012 | 0.13 | |
| 1/23/2013 | 0.11 | |
| 7/17/2013 | 0.087 | |
| 1/15/2014 | 0.081 | |
| 6/25/2014 | 0.081 | |
| 1/14/2015 | 0.13 | |
| 7/21/2015 | 0.11 | |
| 1/20/2016 | 0.086 | |
| 3/23/2016 | 0.112 | |
| 5/19/2016 | 0.11 | |
| 7/21/2016 | 0.14 | |
| 9/14/2016 | 0.15 | |
| 11/10/2016 | 0.17 | |
| 1/17/2017 | 0.18 | |
| 3/16/2017 | 0.15 | |
| 4/27/2017 | 0.13 | |
| 8/2/2017 | 0.15 | |
| 1/22/2018 | 0.15 | |
| 6/19/2018 | 0.13 | |
| 1/17/2019 | 0.12 | |
| 6/24/2019 | 0.12 | |
| 9/10/2019 | 0.16 | |
| 3/10/2020 | 0.14 | |
| 9/9/2020 | 0.12 | |
| 3/15/2021 | 0.13 | |
| 8/18/2021 | 0.12 | |
| 3/1/2022 | 0.12 | |
| 8/9/2022 | 0.12 | |
| 2/14/2023 | 0.12 | |
| 8/9/2023 | 0.14 | |
| 2/14/2024 | | 0.19 |
| 7/29/2024 | | 0.15 |
| 2/10/2025 | | 0.16 |
| 8/12/2025 | | 0.14 |

# Mann-Whitney (Wilcoxon Rank Sum)

Constituent: Barium (mg/L) Analysis Run 3/31/2026 5:07 AM View: Mann-Whitney

Plant Wansley Client: Southern Company Data: Wansley Landfill

| | GWA-28 | GWA-28 |
|---|---|---|
| 9/16/2011 | 0.0022 | |
| 10/28/2011 | 0.0016 | |
| 12/12/2011 | 0.0018 | |
| 1/25/2012 | <0.01 | |
| 7/16/2012 | 0.0011 | |
| 1/24/2013 | <0.01 | |
| 7/23/2013 | <0.01 | |
| 1/22/2014 | 0.0013 | |
| 7/1/2014 | 0.0012 (J) | |
| 1/21/2015 | 0.00042 (J) | |
| 7/21/2015 | 0.00055 (J) | |
| 1/22/2016 | 0.00037 (J) | |
| 3/22/2016 | <0.01 | |
| 5/23/2016 | <0.01 | |
| 7/25/2016 | 0.001 (J) | |
| 9/15/2016 | 0.00092 (J) | |
| 11/9/2016 | 0.0016 (J) | |
| 1/17/2017 | <0.01 | |
| 3/16/2017 | 0.00055 (J) | |
| 4/27/2017 | <0.01 | |
| 8/1/2017 | 0.00059 (J) | |
| 1/19/2018 | <0.01 | |
| 6/19/2018 | <0.01 | |
| 1/21/2019 | 0.00088 | |
| 6/25/2019 | <0.01 | |
| 9/10/2019 | 0.0022 (J) | |
| 3/10/2020 | 0.0018 (J) | |
| 9/9/2020 | <0.01 | |
| 3/15/2021 | <0.01 | |
| 8/16/2021 | <0.01 | |
| 3/1/2022 | <0.01 | |
| 8/9/2022 | <0.01 | |
| 2/14/2023 | 0.001 (J) | |
| 8/9/2023 | 0.01 | |
| 2/14/2024 | | <0.01 |
| 7/29/2024 | | <0.01 |
| 2/10/2025 | | 0.0027 (J) |
| 8/12/2025 | | 0.00082 (J) |

ND substitution: RL or RL/2 if <15% NDs.

# Mann-Whitney (Wilcoxon Rank Sum)

Constituent: Barium (mg/L) Analysis Run 3/31/2026 5:07 AM View: Mann-Whitney

Plant Wansley Client: Southern Company Data: Wansley Landfill

| | GWA-29 | GWA-29 |
|---|---|---|
| 9/17/2011 | 0.0016 | |
| 10/28/2011 | 0.0015 | |
| 12/12/2011 | 0.0013 | |
| 1/31/2012 | <0.01 | |
| 7/17/2012 | 0.0016 | |
| 1/24/2013 | 0.0013 | |
| 7/24/2013 | 0.0022 | |
| 1/22/2014 | 0.0012 (J) | |
| 7/8/2014 | 0.0013 | |
| 1/21/2015 | 0.0015 | |
| 7/22/2015 | 0.0014 | |
| 1/19/2016 | 0.00092 (J) | |
| 3/22/2016 | <0.01 | |
| 5/19/2016 | 0.00265 (J) | |
| 7/21/2016 | 0.0038 | |
| 1/17/2017 | 0.0011 (J) | |
| 3/15/2017 | 0.00085 (J) | |
| 4/27/2017 | 0.00097 (J) | |
| 7/18/2017 | 0.0016 (J) | |
| 8/1/2017 | 0.0011 (J) | |
| 1/19/2018 | 0.00076 (J) | |
| 6/19/2018 | 0.00078 (J) | |
| 1/18/2019 | 0.0007 (J) | |
| 6/25/2019 | <0.01 | |
| 9/10/2019 | 0.0033 (J) | |
| 3/10/2020 | <0.01 | |
| 9/9/2020 | <0.01 | |
| 3/15/2021 | <0.01 | |
| 8/18/2021 | <0.01 | |
| 3/2/2022 | <0.01 | |
| 8/9/2022 | 0.0011 (J) | |
| 2/13/2023 | <0.01 | |
| 8/8/2023 | 0.00089 (J) | |
| 2/14/2024 | | <0.01 |
| 7/30/2024 | | <0.01 |
| 2/11/2025 | | <0.01 |
| 8/12/2025 | | <0.01 |

ND substitution: RL or RL/2 if <15% NDs.

# Mann-Whitney (Wilcoxon Rank Sum)

Constituent: Barium (mg/L) Analysis Run 3/31/2026 5:07 AM View: Mann-Whitney

Plant Wansley Client: Southern Company Data: Wansley Landfill

| | GWC-5 | GWC-5 |
|---|---|---|
| 8/31/2011 | 0.024 | |
| 10/27/2011 | 0.026 | |
| 12/5/2011 | 0.024 | |
| 1/25/2012 | 0.028 | |
| 7/18/2012 | 0.026 | |
| 1/9/2013 | 0.029 | |
| 7/17/2013 | 0.022 | |
| 1/15/2014 | 0.023 | |
| 6/25/2014 | 0.02 | |
| 1/13/2015 | 0.023 | |
| 7/24/2015 | 0.018 | |
| 1/20/2016 | 0.027 | |
| 3/28/2016 | 0.0207 | |
| 5/23/2016 | 0.0191 | |
| 7/21/2016 | 0.018 | |
| 9/15/2016 | 0.037 | |
| 11/15/2016 | 0.024 | |
| 1/26/2017 | 0.025 | |
| 3/22/2017 | 0.02 | |
| 5/2/2017 | 0.02 | |
| 8/3/2017 | 0.025 | |
| 1/23/2018 | 0.027 | |
| 6/25/2018 | 0.02 | |
| 1/30/2019 | 0.016 | |
| 6/26/2019 | 0.02 | |
| 9/12/2019 | 0.03 | |
| 3/16/2020 | 0.023 | |
| 9/9/2020 | 0.024 | |
| 3/17/2021 | 0.021 | |
| 8/19/2021 | 0.025 | |
| 3/2/2022 | 0.024 | |
| 8/11/2022 | 0.023 | |
| 2/20/2023 | 0.026 | |
| 8/14/2023 | 0.025 | |
| 2/14/2024 | | 0.032 |
| 7/31/2024 | | 0.03 |
| 2/14/2025 | | 0.039 |
| 8/18/2025 | | 0.03 |

# Mann-Whitney (Wilcoxon Rank Sum)

Constituent: Barium (mg/L) Analysis Run 3/31/2026 5:07 AM View: Mann-Whitney

Plant Wansley Client: Southern Company Data: Wansley Landfill

| | GWC-6 | GWC-6 |
|---|---|---|
| 8/31/2011 | 0.064 | |
| 10/30/2011 | 0.06 | |
| 12/5/2011 | 0.061 | |
| 1/25/2012 | 0.064 | |
| 7/24/2012 | 0.054 | |
| 1/8/2013 | 0.063 | |
| 7/9/2013 | 0.051 | |
| 1/15/2014 | 0.06 | |
| 6/25/2014 | 0.045 | |
| 1/20/2015 | 0.048 | |
| 7/24/2015 | 0.051 | |
| 1/20/2016 | 0.051 | |
| 3/28/2016 | 0.0506 | |
| 5/24/2016 | 0.052 | |
| 7/21/2016 | 0.049 | |
| 9/15/2016 | 0.062 | |
| 11/16/2016 | 0.062 | |
| 1/26/2017 | 0.062 | |
| 3/22/2017 | 0.048 | |
| 5/2/2017 | 0.043 | |
| 8/3/2017 | 0.049 | |
| 1/23/2018 | 0.05 | |
| 6/25/2018 | 0.053 | |
| 1/30/2019 | 0.054 | |
| 6/26/2019 | 0.045 | |
| 9/12/2019 | 0.074 | |
| 3/16/2020 | 0.045 | |
| 9/11/2020 | 0.064 | |
| 3/17/2021 | 0.059 | |
| 8/18/2021 | 0.061 | |
| 3/2/2022 | 0.054 | |
| 8/11/2022 | 0.066 | |
| 2/20/2023 | 0.059 | |
| 8/14/2023 | 0.06 | |
| 2/14/2024 | | 0.06 |
| 8/1/2024 | | 0.074 |
| 2/18/2025 | | 0.064 |
| 8/15/2025 | | 0.069 |

# Mann-Whitney (Wilcoxon Rank Sum)

Constituent: Barium (mg/L) Analysis Run 3/31/2026 5:07 AM View: Mann-Whitney

Plant Wansley Client: Southern Company Data: Wansley Landfill

| | GWC-7 | GWC-7 |
|---|---|---|
| 9/7/2011 | 0.06 | |
| 10/30/2011 | 0.053 | |
| 12/5/2011 | 0.059 | |
| 1/25/2012 | 0.068 | |
| 7/18/2012 | 0.098 | |
| 1/7/2013 | 0.13 | |
| 7/9/2013 | 0.13 | |
| 1/14/2014 | 0.14 | |
| 6/24/2014 | 0.13 | |
| 1/20/2015 | 0.13 | |
| 7/27/2015 | 0.11 | |
| 1/26/2016 | 0.11 | |
| 3/29/2016 | 0.109 | |
| 5/24/2016 | 0.0996 | |
| 7/22/2016 | 0.089 | |
| 9/15/2016 | 0.097 | |
| 11/16/2016 | 0.11 | |
| 1/26/2017 | 0.097 | |
| 3/22/2017 | 0.083 | |
| 5/2/2017 | 0.088 | |
| 8/4/2017 | 0.088 | |
| 1/23/2018 | 0.094 | |
| 6/25/2018 | 0.078 | |
| 1/21/2019 | 0.083 | |
| 6/25/2019 | 0.075 | |
| 9/10/2019 | 0.086 | |
| 3/12/2020 | 0.072 | |
| 9/14/2020 | 0.074 | |
| 3/16/2021 | 0.066 | |
| 8/19/2021 | 0.069 | |
| 3/2/2022 | 0.071 | |
| 8/11/2022 | 0.062 | |
| 2/21/2023 | 0.071 | |
| 8/9/2023 | 0.066 | |
| 2/21/2024 | | 0.066 |
| 8/1/2024 | | 0.07 |
| 2/13/2025 | | 0.062 |
| 8/18/2025 | | 0.059 |

# Mann-Whitney (Wilcoxon Rank Sum)

Constituent: Barium (mg/L) Analysis Run 3/31/2026 5:07 AM View: Mann-Whitney

Plant Wansley Client: Southern Company Data: Wansley Landfill

| | GWC-8 | GWC-8 |
|---|---|---|
| 9/7/2011 | 0.088 | |
| 10/30/2011 | 0.092 | |
| 12/5/2011 | 0.11 | |
| 1/19/2012 | 0.084 | |
| 7/18/2012 | 0.11 | |
| 1/7/2013 | 0.095 | |
| 7/9/2013 | 0.085 | |
| 1/14/2014 | 0.066 | |
| 6/24/2014 | 0.078 | |
| 1/20/2015 | 0.053 | |
| 7/27/2015 | 0.055 | |
| 1/26/2016 | 0.044 | |
| 3/29/2016 | 0.05 | |
| 5/24/2016 | 0.051 | |
| 7/26/2016 | 0.044 | |
| 9/19/2016 | 0.043 | |
| 11/16/2016 | 0.053 | |
| 1/26/2017 | 0.043 | |
| 3/23/2017 | 0.053 | |
| 5/3/2017 | 0.047 | |
| 8/7/2017 | 0.048 | |
| 1/24/2018 | 0.038 | |
| 6/21/2018 | 0.058 | |
| 1/22/2019 | 0.04 | |
| 6/25/2019 | 0.06 | |
| 9/10/2019 | 0.066 | |
| 3/12/2020 | 0.031 | |
| 9/14/2020 | 0.052 | |
| 3/16/2021 | 0.037 | |
| 8/20/2021 | 0.044 | |
| 3/2/2022 | 0.037 | |
| 8/11/2022 | 0.037 | |
| 2/15/2023 | 0.027 | |
| 8/9/2023 | 0.041 | |
| 2/21/2024 | | 0.029 |
| 7/30/2024 | | 0.036 |
| 2/13/2025 | | 0.036 |
| 8/13/2025 | | 0.042 |

# Mann-Whitney (Wilcoxon Rank Sum)

Constituent: Barium (mg/L) Analysis Run 3/31/2026 5:07 AM View: Mann-Whitney

Plant Wansley Client: Southern Company Data: Wansley Landfill

| | GWC-9 | GWC-9 |
|---|---|---|
| 9/7/2011 | 0.13 | |
| 10/30/2011 | 0.02 (o) | |
| 12/4/2011 | 0.11 | |
| 1/19/2012 | 0.15 | |
| 7/18/2012 | 0.11 | |
| 1/8/2013 | 0.14 | |
| 7/9/2013 | 0.13 | |
| 1/14/2014 | 0.099 | |
| 6/24/2014 | 0.2 | |
| 1/20/2015 | 0.12 | |
| 7/27/2015 | 0.17 | |
| 1/26/2016 | 0.088 | |
| 3/29/2016 | 0.11 | |
| 5/24/2016 | 0.17 | |
| 7/25/2016 | 0.17 | |
| 9/19/2016 | 0.18 | |
| 11/16/2016 | 0.18 | |
| 1/31/2017 | 0.1 | |
| 3/23/2017 | 0.12 | |
| 5/2/2017 | 0.11 | |
| 8/7/2017 | 0.17 | |
| 1/24/2018 | 0.14 | |
| 6/21/2018 | 0.16 | |
| 1/22/2019 | 0.11 | |
| 6/25/2019 | 0.18 | |
| 9/16/2019 | 0.18 | |
| 3/16/2020 | 0.079 | |
| 9/11/2020 | 0.15 | |
| 3/16/2021 | 0.099 | |
| 8/25/2021 | 0.14 | |
| 3/9/2022 | 0.094 | |
| 8/16/2022 | 0.16 | |
| 2/15/2023 | 0.076 | |
| 8/9/2023 | 0.15 | |
| 2/19/2024 | | 0.072 |
| 7/31/2024 | | 0.11 |
| 2/18/2025 | | 0.07 |
| 8/13/2025 | | 0.12 |

# Mann-Whitney (Wilcoxon Rank Sum)

Constituent: Barium (mg/L) Analysis Run 3/31/2026 5:07 AM View: Mann-Whitney

Plant Wansley Client: Southern Company Data: Wansley Landfill

| | GWC-10 | GWC-10 |
|---|---|---|
| 1/25/2016 | 0.014 | |
| 3/30/2016 | 0.0127 | |
| 5/25/2016 | 0.014 | |
| 7/27/2016 | 0.03 | |
| 9/16/2016 | 0.017 | |
| 11/17/2016 | 0.028 | |
| 2/1/2017 | 0.023 | |
| 3/24/2017 | 0.012 | |
| 5/3/2017 | 0.024 | |
| 8/8/2017 | 0.014 | |
| 1/25/2018 | 0.025 | |
| 6/21/2018 | 0.023 | |
| 1/31/2019 | 0.025 | |
| 6/26/2019 | 0.02 | |
| 9/17/2019 | 0.026 | |
| 3/17/2020 | 0.025 | |
| 9/10/2020 | 0.029 | |
| 3/18/2021 | 0.013 | |
| 8/20/2021 | 0.017 | |
| 3/8/2022 | 0.013 | |
| 8/16/2022 | 0.011 | |
| 2/15/2023 | 0.017 | |
| 8/10/2023 | 0.017 | |
| 2/20/2024 | | 0.018 |
| 7/31/2024 | | 0.02 |
| 2/19/2025 | | 0.026 |
| 8/19/2025 | | 0.02 |

# Mann-Whitney (Wilcoxon Rank Sum)

Constituent: Barium (mg/L) Analysis Run 3/31/2026 5:07 AM View: Mann-Whitney

Plant Wansley Client: Southern Company Data: Wansley Landfill

| | GWC-11 | GWC-11 |
|---|---|---|
| 9/13/2011 | 0.2 | |
| 10/28/2011 | 0.27 | |
| 12/4/2011 | 0.22 | |
| 2/9/2012 | 0.19 | |
| 7/18/2012 | 0.36 | |
| 1/8/2013 | 0.2 | |
| 7/9/2013 | 0.26 | |
| 1/15/2014 | 0.21 | |
| 6/25/2014 | 0.44 | |
| 1/21/2015 | 0.31 | |
| 7/28/2015 | 0.38 | |
| 1/26/2016 | 0.15 | |
| 3/29/2016 | 0.372 | |
| 5/25/2016 | 0.396 | |
| 7/25/2016 | 0.25 | |
| 9/19/2016 | 0.33 | |
| 11/16/2016 | 0.29 | |
| 1/31/2017 | 0.19 | |
| 3/23/2017 | 0.24 | |
| 5/2/2017 | 0.34 | |
| 8/7/2017 | 0.4 | |
| 1/24/2018 | 0.27 | |
| 6/20/2018 | 0.31 | |
| 1/24/2019 | 0.09 | |
| 6/26/2019 | 0.26 | |
| 9/16/2019 | 0.35 | |
| 3/16/2020 | 0.066 | |
| 9/10/2020 | 0.27 | |
| 3/17/2021 | 0.26 | |
| 8/23/2021 | 0.23 | |
| 3/7/2022 | 0.16 | |
| 8/15/2022 | 0.22 | |
| 2/21/2023 | 0.076 | |
| 8/14/2023 | 0.19 | |
| 2/14/2024 | | 0.16 |
| 8/6/2024 | | 0.21 |
| 2/18/2025 | | 0.2 |
| 8/18/2025 | | 0.26 |

# Mann-Whitney (Wilcoxon Rank Sum)

Constituent: Barium (mg/L) Analysis Run 3/31/2026 5:07 AM View: Mann-Whitney

Plant Wansley Client: Southern Company Data: Wansley Landfill

| | GWC-12 | GWC-12 |
|---|---|---|
| 9/13/2011 | 0.013 | |
| 10/28/2011 | 0.0092 | |
| 12/4/2011 | 0.0089 | |
| 1/24/2012 | 0.0099 | |
| 7/11/2012 | 0.0099 | |
| 1/8/2013 | 0.012 | |
| 7/10/2013 | 0.014 | |
| 1/21/2014 | 0.014 | |
| 7/1/2014 | 0.014 | |
| 1/21/2015 | 0.016 | |
| 7/28/2015 | 0.013 | |
| 1/26/2016 | 0.014 | |
| 3/29/2016 | 0.0179 | |
| 5/25/2016 | 0.0173 | |
| 7/22/2016 | 0.017 | |
| 9/15/2016 | 0.017 | |
| 11/16/2016 | 0.018 | |
| 1/31/2017 | 0.022 | |
| 3/23/2017 | 0.019 | |
| 5/3/2017 | 0.02 | |
| 8/7/2017 | 0.021 | |
| 1/24/2018 | 0.022 | |
| 6/26/2018 | 0.021 | |
| 1/25/2019 | 0.024 | |
| 6/26/2019 | 0.02 | |
| 9/11/2019 | 0.022 | |
| 3/18/2020 | 0.023 | |
| 9/10/2020 | 0.025 | |
| 3/16/2021 | 0.026 | |
| 8/19/2021 | 0.023 | |
| 3/7/2022 | 0.025 | |
| 8/16/2022 | 0.025 | |
| 2/15/2023 | 0.029 | |
| 8/14/2023 | 0.025 | |
| 2/20/2024 | | 0.027 |
| 8/6/2024 | | 0.028 |
| 2/17/2025 | | 0.03 |
| 8/18/2025 | | 0.03 |

# Mann-Whitney (Wilcoxon Rank Sum)

Constituent: Barium (mg/L) Analysis Run 3/31/2026 5:07 AM View: Mann-Whitney

Plant Wansley Client: Southern Company Data: Wansley Landfill

| | GWC-13 | GWC-13 |
|---|---|---|
| 9/13/2011 | 0.0043 | |
| 10/28/2011 | 0.0041 | |
| 12/4/2011 | 0.0037 | |
| 1/24/2012 | 0.0042 | |
| 7/11/2012 | 0.0038 | |
| 1/8/2013 | 0.0034 | |
| 7/10/2013 | 0.0035 | |
| 1/21/2014 | 0.0037 | |
| 7/1/2014 | 0.0035 | |
| 1/21/2015 | 0.0031 | |
| 7/28/2015 | 0.0039 | |
| 1/27/2016 | 0.0026 | |
| 3/29/2016 | 0.00337 (J) | |
| 5/25/2016 | 0.0028 (J) | |
| 7/26/2016 | 0.0023 (J) | |
| 9/15/2016 | 0.0026 | |
| 11/17/2016 | 0.0027 | |
| 1/31/2017 | 0.0029 | |
| 3/23/2017 | 0.0032 | |
| 5/3/2017 | 0.0028 | |
| 8/4/2017 | 0.0032 | |
| 1/25/2018 | 0.0037 | |
| 6/20/2018 | 0.0035 | |
| 1/22/2019 | 0.0029 | |
| 6/25/2019 | 0.0069 (J) | |
| 9/12/2019 | 0.0054 (J) | |
| 3/12/2020 | 0.0026 (J) | |
| 9/10/2020 | 0.0041 (J) | |
| 3/17/2021 | 0.0039 (J) | |
| 8/23/2021 | 0.0031 (J) | |
| 3/8/2022 | 0.0034 (J) | |
| 8/15/2022 | 0.0042 (J) | |
| 2/21/2023 | 0.0033 (J) | |
| 8/16/2023 | 0.0041 (J) | |
| 2/19/2024 | | 0.0078 (J) |
| 8/5/2024 | | 0.0033 (J) |
| 2/18/2025 | | 0.0038 (J) |
| 8/19/2025 | | 0.0032 (J) |

# Mann-Whitney (Wilcoxon Rank Sum)

Constituent: Barium (mg/L) Analysis Run 3/31/2026 5:07 AM View: Mann-Whitney

Plant Wansley Client: Southern Company Data: Wansley Landfill

| | GWC-14 | GWC-14 |
|---|---|---|
| 9/13/2011 | 0.01 | |
| 10/27/2011 | 0.019 | |
| 12/3/2011 | 0.011 | |
| 1/24/2012 | 0.015 | |
| 7/11/2012 | 0.01 | |
| 1/8/2013 | 0.013 | |
| 7/10/2013 | 0.014 | |
| 1/21/2014 | 0.021 | |
| 7/1/2014 | 0.014 | |
| 1/14/2015 | 0.033 | |
| 7/22/2015 | 0.072 | |
| 1/27/2016 | 0.083 | |
| 3/30/2016 | 0.0943 | |
| 5/25/2016 | 0.117 | |
| 7/26/2016 | 0.11 | |
| 9/15/2016 | 0.16 | |
| 11/17/2016 | 0.27 | |
| 2/1/2017 | 0.088 | |
| 3/23/2017 | 0.11 | |
| 5/3/2017 | 0.1 | |
| 8/7/2017 | 0.23 | |
| 1/25/2018 | 0.1 | |
| 6/20/2018 | 0.25 | |
| 1/22/2019 | 0.15 | |
| 6/25/2019 | 0.16 | |
| 9/12/2019 | 0.32 | |
| 3/17/2020 | 0.23 | |
| 9/10/2020 | 0.24 | |
| 3/17/2021 | 0.26 | |
| 8/23/2021 | 0.17 | |
| 3/7/2022 | 0.23 | |
| 8/16/2022 | 0.24 | |
| 2/17/2023 | 0.17 | |
| 8/14/2023 | 0.14 | |
| 2/19/2024 | | 0.23 |
| 8/6/2024 | | 0.23 |
| 2/17/2025 | | 0.15 |
| 8/19/2025 | | 0.24 |

# Mann-Whitney (Wilcoxon Rank Sum)

Constituent: Barium (mg/L) Analysis Run 3/31/2026 5:07 AM View: Mann-Whitney

Plant Wansley Client: Southern Company Data: Wansley Landfill

| | GWC-15 | GWC-15 |
|---|---|---|
| 9/16/2011 | 0.0061 | |
| 10/27/2011 | 0.0068 | |
| 12/3/2011 | 0.0067 | |
| 2/9/2012 | 0.0066 | |
| 7/11/2012 | 0.0064 | |
| 1/8/2013 | 0.0075 | |
| 7/2/2013 | 0.011 | |
| 1/21/2014 | 0.012 | |
| 6/24/2014 | 0.0094 | |
| 1/14/2015 | 0.01 | |
| 7/22/2015 | 0.0084 | |
| 1/27/2016 | 0.012 | |
| 3/30/2016 | 0.0136 | |
| 5/25/2016 | 0.00957 (J) | |
| 7/26/2016 | 0.0068 | |
| 9/20/2016 | 0.007 | |
| 11/17/2016 | 0.0072 | |
| 2/1/2017 | 0.009 | |
| 3/23/2017 | 0.011 | |
| 5/3/2017 | 0.0092 | |
| 8/4/2017 | 0.01 | |
| 1/25/2018 | 0.01 | |
| 6/20/2018 | 0.011 | |
| 1/22/2019 | 0.012 | |
| 6/25/2019 | 0.0096 (J) | |
| 9/17/2019 | 0.0072 (J) | |
| 3/16/2020 | 0.012 | |
| 9/10/2020 | 0.0076 (J) | |
| 3/18/2021 | 0.011 | |
| 8/24/2021 | 0.0075 (J) | |
| 3/7/2022 | 0.011 | |
| 8/16/2022 | 0.0076 (J) | |
| 2/21/2023 | 0.011 | |
| 8/14/2023 | 0.0079 (J) | |
| 2/21/2024 | | 0.0095 (J) |
| 8/6/2024 | | 0.0077 (J) |
| 2/18/2025 | | 0.01 |
| 8/18/2025 | | 0.0091 (J) |

# Mann-Whitney (Wilcoxon Rank Sum)

Constituent: Barium (mg/L) Analysis Run 3/31/2026 5:07 AM View: Mann-Whitney

Plant Wansley Client: Southern Company Data: Wansley Landfill

| | GWC-16 | GWC-16 |
|---|---|---|
| 8/30/2011 | 0.018 | |
| 10/26/2011 | 0.017 | |
| 12/3/2011 | 0.018 | |
| 1/25/2012 | 0.017 | |
| 7/11/2012 | 0.017 | |
| 1/8/2013 | 0.019 | |
| 7/2/2013 | 0.017 | |
| 1/14/2014 | 0.017 | |
| 6/25/2014 | 0.017 | |
| 1/13/2015 | 0.017 | |
| 7/22/2015 | 0.017 | |
| 1/27/2016 | 0.016 | |
| 3/30/2016 | 0.0174 | |
| 5/25/2016 | 0.0173 | |
| 7/27/2016 | 0.016 | |
| 9/16/2016 | 0.016 | |
| 11/17/2016 | 0.017 | |
| 2/1/2017 | 0.018 | |
| 3/24/2017 | 0.017 | |
| 5/3/2017 | 0.017 | |
| 8/7/2017 | 0.017 | |
| 1/25/2018 | 0.016 | |
| 6/20/2018 | 0.017 | |
| 1/25/2019 | 0.019 | |
| 6/25/2019 | 0.018 | |
| 9/11/2019 | 0.02 | |
| 3/17/2020 | 0.019 | |
| 9/11/2020 | 0.018 | |
| 3/17/2021 | 0.017 | |
| 8/20/2021 | 0.018 | |
| 3/8/2022 | 0.018 | |
| 8/16/2022 | 0.018 | |
| 2/20/2023 | 0.018 | |
| 8/14/2023 | 0.018 | |
| 2/21/2024 | | 0.02 |
| 8/5/2024 | | 0.019 |
| 2/11/2025 | | 0.022 |
| 8/15/2025 | | 0.021 |

# Mann-Whitney (Wilcoxon Rank Sum)

Constituent: Barium (mg/L) Analysis Run 3/31/2026 5:07 AM View: Mann-Whitney

Plant Wansley Client: Southern Company Data: Wansley Landfill

| | GWC-17 | GWC-17 |
|---|---|---|
| 8/30/2011 | 0.021 | |
| 10/26/2011 | 0.014 | |
| 12/3/2011 | 0.015 | |
| 1/25/2012 | 0.014 | |
| 7/11/2012 | 0.015 | |
| 1/8/2013 | 0.017 | |
| 7/16/2013 | 0.013 | |
| 1/14/2014 | 0.015 | |
| 6/25/2014 | 0.016 | |
| 1/14/2015 | 0.017 | |
| 7/28/2015 | 0.016 | |
| 1/27/2016 | 0.016 | |
| 3/30/2016 | 0.0178 | |
| 5/25/2016 | 0.0169 | |
| 7/27/2016 | 0.016 | |
| 9/19/2016 | 0.016 | |
| 11/17/2016 | 0.017 | |
| 2/1/2017 | 0.017 | |
| 3/24/2017 | 0.016 | |
| 5/3/2017 | 0.016 | |
| 8/7/2017 | 0.017 | |
| 1/25/2018 | 0.015 | |
| 6/26/2018 | 0.017 | |
| 1/24/2019 | 0.016 | |
| 6/25/2019 | 0.017 | |
| 9/11/2019 | 0.018 | |
| 3/17/2020 | 0.017 | |
| 9/14/2020 | 0.016 | |
| 3/16/2021 | 0.015 | |
| 8/20/2021 | 0.016 | |
| 3/8/2022 | 0.016 | |
| 8/11/2022 | 0.017 | |
| 2/20/2023 | 0.025 | |
| 8/10/2023 | 0.019 | |
| 2/20/2024 | | 0.027 |
| 8/7/2024 | | 0.023 |
| 2/13/2025 | | 0.022 |
| 8/13/2025 | | 0.023 |

# Mann-Whitney (Wilcoxon Rank Sum)

Constituent: Barium (mg/L) Analysis Run 3/31/2026 5:07 AM View: Mann-Whitney

Plant Wansley Client: Southern Company Data: Wansley Landfill

| | GWC-18 | GWC-18 |
|---|---|---|
| 8/30/2011 | 0.033 | |
| 10/26/2011 | 0.028 | |
| 12/3/2011 | 0.03 | |
| 2/9/2012 | 0.029 | |
| 7/11/2012 | 0.03 | |
| 1/8/2013 | 0.036 | |
| 7/16/2013 | 0.034 | |
| 1/14/2014 | 0.037 | |
| 6/24/2014 | 0.032 | |
| 1/13/2015 | 0.034 | |
| 7/23/2015 | 0.03 | |
| 1/27/2016 | 0.032 | |
| 3/30/2016 | 0.0349 | |
| 5/26/2016 | 0.0323 | |
| 7/25/2016 | 0.031 | |
| 9/19/2016 | 0.028 | |
| 11/17/2016 | 0.033 | |
| 2/1/2017 | 0.037 | |
| 3/24/2017 | 0.037 | |
| 5/3/2017 | 0.034 | |
| 8/7/2017 | 0.035 | |
| 1/25/2018 | 0.033 | |
| 6/21/2018 | 0.033 | |
| 1/28/2019 | 0.037 | |
| 6/27/2019 | 0.035 | |
| 9/11/2019 | 0.04 | |
| 3/17/2020 | 0.039 | |
| 9/14/2020 | 0.041 | |
| 3/16/2021 | 0.038 | |
| 8/24/2021 | 0.04 | |
| 3/8/2022 | 0.04 | |
| 8/11/2022 | 0.036 | |
| 2/20/2023 | 0.043 | |
| 8/9/2023 | 0.045 | |
| 2/21/2024 | | 0.045 |
| 8/7/2024 | | 0.046 |
| 2/13/2025 | | 0.045 |
| 8/13/2025 | | 0.048 |

# Mann-Whitney (Wilcoxon Rank Sum)

Constituent: Barium (mg/L) Analysis Run 3/31/2026 5:07 AM View: Mann-Whitney

Plant Wansley Client: Southern Company Data: Wansley Landfill

| | GWC-19 | GWC-19 |
|---|---|---|
| 8/30/2011 | 0.037 | |
| 10/26/2011 | 0.037 | |
| 12/3/2011 | 0.037 | |
| 2/8/2012 | 0.048 | |
| 7/11/2012 | 0.035 | |
| 1/8/2013 | 0.059 | |
| 7/16/2013 | 0.069 | |
| 1/21/2014 | 0.075 | |
| 6/24/2014 | 0.066 | |
| 1/13/2015 | 0.076 | |
| 7/23/2015 | 0.05 | |
| 1/27/2016 | 0.092 | |
| 3/30/2016 | 0.0986 | |
| 5/26/2016 | 0.0687 | |
| 7/25/2016 | 0.047 | |
| 9/19/2016 | 0.039 | |
| 11/17/2016 | 0.046 | |
| 2/2/2017 | 0.085 | |
| 3/24/2017 | 0.079 | |
| 5/3/2017 | 0.1 | |
| 8/7/2017 | 0.06 | |
| 1/25/2018 | 0.094 | |
| 6/21/2018 | 0.09 | |
| 1/28/2019 | 0.12 | |
| 6/26/2019 | 0.077 | |
| 9/12/2019 | 0.058 | |
| 3/18/2020 | 0.13 | |
| 9/15/2020 | 0.067 | |
| 3/17/2021 | 0.12 | |
| 8/24/2021 | 0.07 | |
| 3/8/2022 | 0.12 | |
| 8/11/2022 | 0.054 | |
| 2/21/2023 | 0.15 | |
| 8/9/2023 | 0.062 | |
| 2/21/2024 | | 0.15 |
| 8/6/2024 | | 0.064 |
| 2/14/2025 | | 0.12 |
| 8/13/2025 | | 0.073 |

# Mann-Whitney (Wilcoxon Rank Sum)

Constituent: Barium (mg/L) Analysis Run 3/31/2026 5:07 AM View: Mann-Whitney

Plant Wansley Client: Southern Company Data: Wansley Landfill

| | GWC-20 | GWC-20 |
|---|---|---|
| 8/31/2011 | 0.038 | |
| 10/27/2011 | 0.034 | |
| 12/4/2011 | 0.033 | |
| 2/8/2012 | 0.037 | |
| 7/11/2012 | 0.035 | |
| 1/8/2013 | 0.034 | |
| 7/16/2013 | 0.034 | |
| 1/21/2014 | 0.035 | |
| 6/24/2014 | 0.034 | |
| 1/13/2015 | 0.031 | |
| 7/23/2015 | 0.036 | |
| 1/27/2016 | 0.03 | |
| 3/30/2016 | 0.0344 | |
| 5/26/2016 | 0.0336 | |
| 7/25/2016 | 0.03 | |
| 9/20/2016 | 0.035 | |
| 11/17/2016 | 0.034 | |
| 2/2/2017 | 0.035 | |
| 3/28/2017 | 0.031 | |
| 5/4/2017 | 0.035 | |
| 8/7/2017 | 0.033 | |
| 1/26/2018 | 0.038 | |
| 6/21/2018 | 0.031 | |
| 1/28/2019 | 0.033 | |
| 6/25/2019 | 0.034 | |
| 9/11/2019 | 0.035 | |
| 3/18/2020 | 0.031 | |
| 9/15/2020 | 0.035 | |
| 3/16/2021 | 0.032 | |
| 8/24/2021 | 0.032 | |
| 3/7/2022 | 0.032 | |
| 8/16/2022 | 0.031 | |
| 2/22/2023 | 0.032 | |
| 8/9/2023 | 0.035 | |
| 2/20/2024 | | 0.037 |
| 8/2/2024 | | 0.039 |
| 2/14/2025 | | 0.04 |
| 8/12/2025 | | 0.034 |

# Mann-Whitney (Wilcoxon Rank Sum)

Constituent: Barium (mg/L) Analysis Run 3/31/2026 5:07 AM View: Mann-Whitney

Plant Wansley Client: Southern Company Data: Wansley Landfill

| | GWC-21 | GWC-21 |
|---|---|---|
| 8/31/2011 | 0.015 | |
| 10/27/2011 | 0.01 | |
| 12/4/2011 | 0.011 | |
| 2/8/2012 | 0.013 | |
| 7/17/2012 | 0.013 | |
| 1/9/2013 | 0.013 | |
| 7/16/2013 | 0.023 | |
| 1/21/2014 | 0.026 | |
| 6/24/2014 | 0.027 | |
| 1/13/2015 | 0.024 | |
| 7/23/2015 | 0.024 | |
| 1/26/2016 | 0.026 | |
| 3/30/2016 | 0.0293 | |
| 5/26/2016 | 0.0237 | |
| 7/26/2016 | 0.016 | |
| 9/20/2016 | 0.014 | |
| 11/17/2016 | 0.012 | |
| 2/2/2017 | 0.014 | |
| 3/28/2017 | 0.021 | |
| 5/4/2017 | 0.02 | |
| 8/7/2017 | 0.027 | |
| 1/26/2018 | 0.032 | |
| 6/20/2018 | 0.033 | |
| 1/24/2019 | 0.046 | |
| 6/25/2019 | 0.046 | |
| 9/11/2019 | 0.028 | |
| 3/18/2020 | 0.056 | |
| 9/15/2020 | 0.045 | |
| 3/16/2021 | 0.061 | |
| 8/19/2021 | 0.062 | |
| 3/7/2022 | 0.063 | |
| 8/16/2022 | 0.042 | |
| 2/21/2023 | 0.052 | |
| 8/9/2023 | 0.052 | |
| 2/19/2024 | | 0.049 |
| 7/30/2024 | | 0.043 |
| 2/11/2025 | | 0.052 |
| 8/12/2025 | | 0.047 |

# Mann-Whitney (Wilcoxon Rank Sum)

Constituent: Barium (mg/L) Analysis Run 3/31/2026 5:07 AM View: Mann-Whitney

Plant Wansley Client: Southern Company Data: Wansley Landfill

| | GWC-22 | GWC-22 |
|---|---|---|
| 9/15/2011 | 0.025 | |
| 10/29/2011 | 0.024 | |
| 12/13/2011 | 0.027 | |
| 1/25/2012 | 0.029 | |
| 7/18/2012 | 0.027 | |
| 1/22/2013 | 0.029 | |
| 7/16/2013 | 0.025 | |
| 1/21/2014 | 0.027 | |
| 6/25/2014 | 0.025 | |
| 1/14/2015 | 0.025 | |
| 7/23/2015 | 0.025 | |
| 1/26/2016 | 0.023 | |
| 3/31/2016 | 0.0249 | |
| 5/26/2016 | 0.0235 | |
| 7/26/2016 | 0.021 | |
| 9/20/2016 | 0.026 | |
| 11/17/2016 | 0.025 | |
| 2/3/2017 | 0.027 | |
| 3/28/2017 | 0.024 | |
| 5/3/2017 | 0.025 | |
| 8/8/2017 | 0.025 | |
| 1/25/2018 | 0.027 | |
| 6/20/2018 | 0.026 | |
| 1/24/2019 | 0.026 | |
| 6/25/2019 | 0.026 | |
| 9/10/2019 | 0.027 | |
| 3/18/2020 | 0.025 | |
| 9/10/2020 | 0.024 | |
| 3/15/2021 | 0.025 | |
| 8/19/2021 | 0.024 | |
| 3/8/2022 | 0.026 | |
| 8/17/2022 | 0.022 | |
| 2/14/2023 | 0.024 | |
| 8/14/2023 | 0.024 | |
| 2/14/2024 | | 0.027 |
| 8/6/2024 | | 0.025 |
| 2/11/2025 | | 0.026 |
| 8/12/2025 | | 0.025 |

# Mann-Whitney (Wilcoxon Rank Sum)

Constituent: Barium (mg/L) Analysis Run 3/31/2026 5:07 AM View: Mann-Whitney

Plant Wansley Client: Southern Company Data: Wansley Landfill

| | GWC-23 | GWC-23 |
|---|---|---|
| 9/16/2011 | 0.011 | |
| 10/29/2011 | 0.0075 | |
| 12/13/2011 | 0.011 | |
| 1/31/2012 | 0.009 | |
| 7/18/2012 | 0.0076 | |
| 1/22/2013 | 0.0078 | |
| 7/23/2013 | 0.0075 | |
| 1/22/2014 | 0.004 | |
| 7/1/2014 | 0.0066 | |
| 1/22/2015 | 0.0067 | |
| 7/29/2015 | 0.0064 | |
| 1/21/2016 | 0.0055 | |
| 3/29/2016 | 0.0114 | |
| 5/25/2016 | 0.00579 (J) | |
| 7/27/2016 | 0.0043 | |
| 9/20/2016 | 0.0056 | |
| 11/18/2016 | 0.0043 | |
| 2/3/2017 | 0.005 | |
| 3/28/2017 | 0.0041 | |
| 5/4/2017 | 0.0063 | |
| 8/8/2017 | 0.006 | |
| 1/25/2018 | 0.0048 | |
| 6/20/2018 | 0.0047 | |
| 1/25/2019 | 0.0069 | |
| 6/26/2019 | 0.0041 (J) | |
| 9/12/2019 | 0.0053 (J) | |
| 3/18/2020 | 0.0055 (J) | |
| 9/10/2020 | 0.0059 (J) | |
| 3/18/2021 | 0.005 (J) | |
| 8/23/2021 | 0.0053 (J) | |
| 3/9/2022 | 0.0041 (J) | |
| 8/16/2022 | 0.0049 (J) | |
| 2/21/2023 | 0.005 (J) | |
| 8/15/2023 | 0.0047 (J) | |
| 2/19/2024 | | 0.0047 (J) |
| 7/30/2024 | | 0.0052 (J) |
| 2/11/2025 | | 0.0053 (J) |
| 8/12/2025 | | 0.0048 (J) |

# Mann-Whitney (Wilcoxon Rank Sum)

Constituent: Barium (mg/L) Analysis Run 3/31/2026 5:07 AM View: Mann-Whitney

Plant Wansley Client: Southern Company Data: Wansley Landfill

| | GWC-24 | GWC-24 |
|---|---|---|
| 7/8/2014 | 0.022 | |
| 7/31/2015 | 0.02 | |
| 1/20/2016 | 0.026 | |
| 3/30/2016 | 0.00874 (J) | |
| 5/25/2016 | 0.00545 (J) | |
| 7/27/2016 | 0.0047 | |
| 9/16/2016 | 0.018 | |
| 11/18/2016 | 0.022 | |
| 2/3/2017 | 0.02 | |
| 3/29/2017 | 0.02 | |
| 5/4/2017 | 0.023 | |
| 8/8/2017 | 0.026 | |
| 1/25/2018 | 0.021 | |
| 6/27/2018 | 0.011 | |
| 1/31/2019 | 0.011 | |
| 6/26/2019 | 0.0093 (J) | |
| 9/11/2019 | 0.02 | |
| 3/12/2020 | 0.0082 (J) | |
| 9/15/2020 | 0.011 | |
| 3/18/2021 | 0.0099 (J) | |
| 8/19/2021 | 0.013 | |
| 3/10/2022 | 0.0095 (J) | |
| 8/18/2022 | 0.014 | |
| 2/16/2023 | 0.013 | |
| 8/16/2023 | 0.011 | |
| 2/22/2024 | | 0.022 |
| 8/6/2024 | | 0.022 |
| 2/14/2025 | | 0.025 |
| 8/14/2025 | | 0.0094 (J) |

# Mann-Whitney (Wilcoxon Rank Sum)

Constituent: Barium (mg/L) Analysis Run 3/31/2026 5:07 AM View: Mann-Whitney

Plant Wansley Client: Southern Company Data: Wansley Landfill

| | GWC-25 | GWC-25 |
|---|---|---|
| 9/17/2011 | 0.016 | |
| 10/31/2011 | 0.013 | |
| 12/14/2011 | 0.018 | |
| 2/7/2012 | 0.033 | |
| 7/17/2012 | 0.025 | |
| 7/24/2013 | 0.043 | |
| 1/23/2014 | 0.025 | |
| 7/8/2014 | 0.046 | |
| 1/21/2015 | 0.023 | |
| 7/30/2015 | 0.022 | |
| 1/21/2016 | 0.028 | |
| 3/28/2016 | 0.0383 | |
| 5/25/2016 | 0.0439 | |
| 7/27/2016 | 0.037 | |
| 9/19/2016 | 0.041 | |
| 11/15/2016 | 0.033 | |
| 1/24/2017 | 0.04 | |
| 3/23/2017 | 0.032 | |
| 5/2/2017 | 0.041 | |
| 8/3/2017 | 0.012 | |
| 1/25/2018 | 0.036 | |
| 6/27/2018 | 0.036 | |
| 1/24/2019 | 0.03 | |
| 6/25/2019 | 0.032 | |
| 9/11/2019 | 0.056 | |
| 3/12/2020 | 0.03 | |
| 9/14/2020 | 0.04 | |
| 3/17/2021 | 0.029 | |
| 8/19/2021 | 0.03 | |
| 3/8/2022 | 0.023 | |
| 8/10/2022 | 0.031 | |
| 2/21/2023 | 0.026 | |
| 8/15/2023 | 0.034 | |
| 2/21/2024 | | 0.026 |
| 8/1/2024 | | 0.031 |
| 2/14/2025 | | 0.024 |
| 8/13/2025 | | 0.029 |

# Mann-Whitney (Wilcoxon Rank Sum)

Constituent: Barium (mg/L) Analysis Run 3/31/2026 5:07 AM View: Mann-Whitney

Plant Wansley Client: Southern Company Data: Wansley Landfill

| | GWC-26 | GWC-26 |
|---|---|---|
| 9/17/2011 | 0.038 | |
| 10/29/2011 | 0.036 | |
| 12/14/2011 | 0.035 | |
| 2/7/2012 | 0.04 | |
| 7/17/2012 | 0.033 | |
| 1/24/2013 | 0.034 | |
| 7/24/2013 | 0.036 | |
| 1/23/2014 | 0.031 | |
| 7/8/2014 | 0.031 | |
| 1/21/2015 | 0.031 | |
| 7/31/2015 | 0.017 | |
| 1/25/2016 | 0.03 | |
| 3/24/2016 | 0.0362 | |
| 5/25/2016 | 0.0348 | |
| 7/26/2016 | 0.028 | |
| 9/19/2016 | 0.029 | |
| 11/14/2016 | 0.036 | |
| 1/19/2017 | 0.034 | |
| 3/16/2017 | 0.035 | |
| 5/1/2017 | 0.03 | |
| 8/3/2017 | 0.032 | |
| 1/22/2018 | 0.031 | |
| 6/27/2018 | 0.033 | |
| 1/24/2019 | 0.036 | |
| 6/25/2019 | 0.038 | |
| 9/12/2019 | 0.039 | |
| 3/13/2020 | 0.035 | |
| 9/15/2020 | 0.037 | |
| 3/17/2021 | 0.035 | |
| 8/19/2021 | 0.036 | |
| 3/9/2022 | 0.037 | |
| 8/10/2022 | 0.037 | |
| 2/21/2023 | 0.037 | |
| 8/16/2023 | 0.035 | |
| 2/20/2024 | | 0.038 |
| 8/2/2024 | | 0.041 |
| 2/13/2025 | | 0.036 |
| 8/13/2025 | | 0.041 |

# Mann-Whitney (Wilcoxon Rank Sum)

Constituent: Barium (mg/L) Analysis Run 3/31/2026 5:07 AM View: Mann-Whitney

Plant Wansley Client: Southern Company Data: Wansley Landfill

| | GWC-27 | GWC-27 |
|---|---|---|
| 9/17/2011 | 0.02 | |
| 10/29/2011 | 0.015 | |
| 12/14/2011 | 0.016 | |
| 1/25/2012 | 0.016 | |
| 7/17/2012 | 0.0057 | |
| 1/24/2013 | 0.0062 | |
| 7/24/2013 | 0.01 | |
| 1/23/2014 | 0.013 | |
| 7/8/2014 | 0.014 | |
| 1/21/2015 | 0.015 | |
| 7/30/2015 | 0.0092 | |
| 1/22/2016 | 0.0063 | |
| 3/23/2016 | 0.0107 | |
| 5/24/2016 | 0.00672 (J) | |
| 7/26/2016 | 0.0085 | |
| 9/19/2016 | 0.008 | |
| 11/11/2016 | 0.017 | |
| 1/20/2017 | 0.013 | |
| 3/16/2017 | 0.0096 | |
| 4/28/2017 | 0.0097 | |
| 8/3/2017 | 0.015 | |
| 1/19/2018 | 0.013 | |
| 6/27/2018 | 0.015 | |
| 1/24/2019 | 0.009 | |
| 6/26/2019 | 0.017 | |
| 9/12/2019 | 0.012 | |
| 3/12/2020 | 0.008 (J) | |
| 9/9/2020 | 0.015 | |
| 3/18/2021 | 0.016 | |
| 8/23/2021 | 0.01 | |
| 3/8/2022 | 0.015 | |
| 8/10/2022 | 0.017 | |
| 2/20/2023 | 0.0098 (J) | |
| 8/15/2023 | 0.014 | |
| 2/20/2024 | | 0.013 |
| 7/30/2024 | | 0.016 |
| 2/11/2025 | | 0.014 |
| 8/13/2025 | | 0.014 |

# Mann-Whitney (Wilcoxon Rank Sum)

Constituent: Barium (mg/L) Analysis Run 3/31/2026 5:07 AM View: Mann-Whitney

Plant Wansley Client: Southern Company Data: Wansley Landfill

| | GWC-30 | GWC-30 |
|---|---|---|
| 9/15/2011 | 0.0074 | |
| 10/28/2011 | 0.0074 | |
| 12/13/2011 | 0.0075 | |
| 2/8/2012 | 0.0075 | |
| 7/18/2012 | 0.0068 | |
| 1/24/2013 | 0.0083 | |
| 7/24/2013 | 0.006 | |
| 1/23/2014 | 0.0051 | |
| 7/1/2014 | 0.0061 | |
| 1/20/2015 | 0.0061 | |
| 7/30/2015 | 0.0059 | |
| 1/19/2016 | 0.0075 | |
| 3/23/2016 | 0.00731 (J) | |
| 5/20/2016 | 0.00703 (J) | |
| 7/21/2016 | 0.0067 | |
| 9/20/2016 | 0.007 | |
| 11/14/2016 | 0.007 | |
| 1/24/2017 | 0.0075 | |
| 3/17/2017 | 0.0071 | |
| 5/1/2017 | 0.0057 | |
| 8/4/2017 | 0.0072 | |
| 1/24/2018 | 0.0084 | |
| 6/21/2018 | 0.011 | |
| 1/30/2019 | 0.013 | |
| 6/27/2019 | 0.0071 (J) | |
| 9/10/2019 | 0.0098 (J) | |
| 3/11/2020 | 0.0081 (J) | |
| 9/10/2020 | 0.0076 (J) | |
| 3/18/2021 | 0.0083 (J) | |
| 8/23/2021 | 0.0076 (J) | |
| 3/2/2022 | 0.0072 (J) | |
| 8/10/2022 | 0.0076 (J) | |
| 2/14/2023 | 0.0069 (J) | |
| 8/16/2023 | 0.007 (J) | |
| 2/21/2024 | | 0.0089 (J) |
| 8/5/2024 | | 0.0075 (J) |
| 2/13/2025 | | 0.0074 (J) |
| 8/14/2025 | | 0.008 (J) |

# Mann-Whitney (Wilcoxon Rank Sum)

Constituent: Barium (mg/L) Analysis Run 3/31/2026 5:07 AM View: Mann-Whitney

Plant Wansley Client: Southern Company Data: Wansley Landfill

| | GWC-31 | GWC-31 |
|---|---|---|
| 9/17/2011 | 0.01 | |
| 10/31/2011 | 0.0068 | |
| 2/7/2012 | 0.0016 | |
| 1/23/2013 | 0.0038 | |
| 1/23/2014 | 0.0045 | |
| 7/1/2014 | 0.0048 | |
| 1/21/2015 | 0.0022 | |
| 1/25/2016 | 0.002 | |
| 3/30/2016 | 0.00491 (J) | |
| 5/25/2016 | 0.00502 (J) | |
| 7/27/2016 | 0.0033 | |
| 1/25/2017 | 0.0051 | |
| 3/23/2017 | 0.0024 (J) | |
| 5/2/2017 | 0.0026 | |
| 7/19/2017 | 0.004 | |
| 8/4/2017 | 0.0033 | |
| 1/23/2018 | 0.0025 | |
| 6/27/2018 | 0.0016 (J) | |
| 1/31/2019 | 0.0016 (J) | |
| 6/26/2019 | <0.01 | |
| 9/11/2019 | 0.0055 (J) | |
| 3/17/2020 | 0.002 (J) | |
| 9/11/2020 | 0.002 (J) | |
| 3/16/2021 | 0.0022 (J) | |
| 8/25/2021 | 0.0029 (J) | |
| 3/10/2022 | <0.01 | |
| 8/16/2022 | 0.0013 (J) | |
| 2/22/2023 | 0.003 (J) | |
| 8/16/2023 | 0.0044 (J) | |
| 2/21/2024 | | 0.0013 (J) |
| 8/2/2024 | | 0.0036 (J) |
| 2/18/2025 | | 0.0023 (J) |
| 8/15/2025 | | 0.0015 (J) |

ND substitution: RL or RL/2 if <15% NDs.

# Mann-Whitney (Wilcoxon Rank Sum)

Constituent: Barium (mg/L) Analysis Run 3/31/2026 5:07 AM View: Mann-Whitney

Plant Wansley Client: Southern Company Data: Wansley Landfill

| | GWC-32 | GWC-32 |
|---|---|---|
| 9/15/2011 | 0.0043 | |
| 10/31/2011 | 0.0035 | |
| 12/13/2011 | 0.0036 | |
| 2/1/2012 | 0.0037 | |
| 7/17/2012 | 0.0038 | |
| 1/23/2013 | 0.003 | |
| 7/24/2013 | 0.0019 | |
| 1/23/2014 | 0.0012 (J) | |
| 7/1/2014 | 0.0014 | |
| 1/20/2015 | 0.0012 (J) | |
| 7/30/2015 | 0.0011 (J) | |
| 1/25/2016 | 0.001 (J) | |
| 3/23/2016 | <0.01 | |
| 5/24/2016 | <0.01 | |
| 7/22/2016 | 0.0014 (J) | |
| 9/16/2016 | 0.0018 (J) | |
| 11/15/2016 | 0.0014 (J) | |
| 1/26/2017 | 0.003 | |
| 3/24/2017 | 0.0021 (J) | |
| 5/2/2017 | 0.0025 | |
| 8/3/2017 | 0.0022 (J) | |
| 1/23/2018 | 0.0027 | |
| 6/26/2018 | 0.0014 (J) | |
| 1/30/2019 | 0.0017 (J) | |
| 6/27/2019 | <0.01 | |
| 9/12/2019 | 0.002 (J) | |
| 3/18/2020 | <0.01 | |
| 9/15/2020 | <0.01 | |
| 3/17/2021 | 0.0031 (J) | |
| 8/24/2021 | <0.01 | |
| 3/9/2022 | <0.01 | |
| 8/10/2022 | 0.0011 (J) | |
| 2/15/2023 | <0.01 | |
| 8/15/2023 | <0.01 | |
| 2/20/2024 | | <0.01 |
| 8/6/2024 | | 0.00094 (J) |
| 2/19/2025 | | 0.0012 (J) |
| 8/14/2025 | | 0.00086 (J) |

ND substitution: RL or RL/2 if <15% NDs.

# Mann-Whitney (Wilcoxon Rank Sum)

Constituent: Barium (mg/L) Analysis Run 3/31/2026 5:07 AM View: Mann-Whitney

Plant Wansley Client: Southern Company Data: Wansley Landfill

| | GWC-33 | GWC-33 |
|---|---|---|
| 9/16/2011 | 0.0049 | |
| 10/30/2011 | 0.0085 | |
| 12/13/2011 | 0.0073 | |
| 2/1/2012 | 0.0077 | |
| 7/17/2012 | 0.012 | |
| 1/23/2013 | 0.012 | |
| 7/17/2013 | 0.012 | |
| 1/23/2014 | 0.0099 | |
| 1/20/2015 | 0.011 | |
| 7/29/2015 | 0.0095 | |
| 1/25/2016 | 0.009 | |
| 3/23/2016 | 0.00902 (J) | |
| 5/24/2016 | 0.00573 (J) | |
| 7/22/2016 | 0.01 | |
| 9/16/2016 | 0.0061 | |
| 11/17/2016 | 0.014 | |
| 1/25/2017 | <0.0025 | |
| 3/23/2017 | 0.0096 | |
| 5/1/2017 | 0.0057 | |
| 8/4/2017 | 0.0062 | |
| 1/23/2018 | 0.0047 | |
| 6/26/2018 | 0.0067 | |
| 1/30/2019 | 0.021 | |
| 6/26/2019 | 0.0057 (J) | |
| 9/12/2019 | 0.009 (J) | |
| 3/12/2020 | 0.0067 (J) | |
| 9/16/2020 | 0.007 (J) | |
| 3/18/2021 | 0.006 (J) | |
| 8/24/2021 | 0.01 | |
| 3/9/2022 | 0.006 (J) | |
| 8/15/2022 | 0.0042 (J) | |
| 2/20/2023 | 0.0056 (J) | |
| 8/15/2023 | 0.0062 (J) | |
| 2/20/2024 | | 0.0057 (J) |
| 7/31/2024 | | 0.0064 (J) |
| 2/19/2025 | | 0.0067 (J) |
| 8/19/2025 | | 0.0043 (J) |

ND substitution: RL or RL/2 if <15% NDs.

# Mann-Whitney (Wilcoxon Rank Sum)

Constituent: Barium (mg/L) Analysis Run 3/31/2026 5:07 AM View: Mann-Whitney

Plant Wansley Client: Southern Company Data: Wansley Landfill

| | GWC-34 | GWC-34 |
|---|---|---|
| 9/16/2011 | 0.01 | |
| 10/31/2011 | 0.0089 | |
| 12/12/2011 | 0.011 | |
| 2/1/2012 | 0.011 | |
| 7/16/2012 | 0.011 | |
| 1/22/2013 | 0.011 | |
| 7/17/2013 | 0.011 | |
| 1/23/2014 | 0.0097 | |
| 6/25/2014 | 0.011 | |
| 1/14/2015 | 0.011 | |
| 7/29/2015 | 0.011 | |
| 1/21/2016 | 0.012 | |
| 3/24/2016 | 0.0132 | |
| 5/23/2016 | 0.0119 | |
| 7/21/2016 | 0.011 | |
| 9/15/2016 | 0.012 | |
| 11/15/2016 | 0.011 | |
| 1/25/2017 | 0.011 | |
| 3/22/2017 | 0.01 | |
| 5/1/2017 | 0.012 | |
| 8/3/2017 | 0.031 (O) | |
| 1/23/2018 | 0.011 | |
| 6/20/2018 | 0.012 | |
| 1/28/2019 | 0.013 | |
| 6/26/2019 | 0.011 | |
| 9/11/2019 | 0.014 | |
| 3/11/2020 | 0.012 | |
| 9/11/2020 | 0.013 | |
| 3/16/2021 | 0.012 | |
| 8/24/2021 | 0.012 | |
| 3/2/2022 | 0.012 | |
| 8/10/2022 | 0.013 | |
| 2/20/2023 | 0.015 | |
| 8/16/2023 | 0.014 | |
| 2/22/2024 | | 0.016 |
| 8/5/2024 | | 0.014 |
| 2/13/2025 | | 0.013 |
| 8/14/2025 | | 0.013 |

# Mann-Whitney (Wilcoxon Rank Sum)

Constituent: Barium (mg/L) Analysis Run 3/31/2026 5:07 AM View: Mann-Whitney

Plant Wansley Client: Southern Company Data: Wansley Landfill

| | GWC-35 | GWC-35 |
|---|---|---|
| 9/16/2011 | 0.019 | |
| 10/31/2011 | 0.018 | |
| 12/12/2011 | 0.02 | |
| 2/1/2012 | 0.02 | |
| 7/16/2012 | 0.02 | |
| 1/22/2013 | 0.021 | |
| 7/2/2013 | 0.019 | |
| 1/21/2014 | 0.02 | |
| 6/25/2014 | 0.019 | |
| 1/14/2015 | 0.019 | |
| 7/28/2015 | 0.019 | |
| 1/21/2016 | 0.021 | |
| 3/24/2016 | 0.0206 | |
| 5/23/2016 | 0.0221 | |
| 7/21/2016 | 0.019 | |
| 9/15/2016 | 0.02 | |
| 11/15/2016 | 0.02 | |
| 1/26/2017 | 0.021 | |
| 3/22/2017 | 0.019 | |
| 5/2/2017 | 0.02 | |
| 8/3/2017 | 0.02 | |
| 1/23/2018 | 0.019 | |
| 6/19/2018 | 0.02 | |
| 1/21/2019 | 0.022 | |
| 6/26/2019 | 0.021 | |
| 9/12/2019 | 0.02 | |
| 3/11/2020 | 0.02 | |
| 9/11/2020 | 0.021 | |
| 3/16/2021 | 0.02 | |
| 8/18/2021 | 0.023 | |
| 3/2/2022 | | 0.022 |
| 8/15/2022 | | 0.027 |
| 2/20/2023 | | 0.031 |
| 8/16/2023 | | 0.033 |
| 2/22/2024 | | 0.046 |
| 8/5/2024 | | 0.063 |
| 2/18/2025 | | 0.065 |
| 8/14/2025 | | 0.064 |

# Mann-Whitney (Wilcoxon Rank Sum)

Constituent: Beryllium (mg/L) Analysis Run 3/31/2026 5:07 AM View: Mann-Whitney

Plant Wansley Client: Southern Company Data: Wansley Landfill

| | GWA-1 | GWA-1 |
|---|---|---|
| 9/16/2011 | <0.001 | |
| 10/27/2011 | <0.001 | |
| 12/13/2011 | <0.001 | |
| 1/31/2012 | <0.001 | |
| 7/18/2012 | <0.001 | |
| 1/24/2013 | <0.001 | |
| 7/17/2013 | <0.001 | |
| 1/21/2014 | <0.001 | |
| 6/25/2014 | <0.001 | |
| 1/14/2015 | <0.001 | |
| 7/21/2015 | <0.001 | |
| 1/21/2016 | 7.5E-05 (J) | |
| 3/23/2016 | <0.001 | |
| 5/20/2016 | <0.001 | |
| 7/21/2016 | <0.001 | |
| 9/15/2016 | <0.001 | |
| 11/11/2016 | <0.001 | |
| 1/19/2017 | <0.001 | |
| 3/16/2017 | <0.001 | |
| 4/28/2017 | <0.001 | |
| 8/3/2017 | <0.001 | |
| 1/19/2018 | <0.001 | |
| 6/19/2018 | <0.001 | |
| 1/17/2019 | 7.4E-05 (J) | |
| 6/24/2019 | 0.00029 (J) | |
| 9/9/2019 | 0.00019 (J) | |
| 3/10/2020 | 0.00019 (J) | |
| 9/9/2020 | <0.001 | |
| 3/15/2021 | <0.001 | |
| 8/16/2021 | <0.001 | |
| 2/28/2022 | <0.001 | |
| 8/9/2022 | <0.001 | |
| 2/14/2023 | <0.001 | |
| 8/9/2023 | <0.001 | |
| 2/13/2024 | | <0.001 |
| 7/30/2024 | | <0.001 |
| 2/11/2025 | | <0.001 |
| 8/12/2025 | | <0.001 |

ND substitution: RL or RL/2 if <15% NDs.

# Mann-Whitney (Wilcoxon Rank Sum)

Constituent: Beryllium (mg/L) Analysis Run 3/31/2026 5:07 AM View: Mann-Whitney

Plant Wansley Client: Southern Company Data: Wansley Landfill

| | GWA-2 | GWA-2 |
|---|---|---|
| 9/17/2011 | <0.001 | |
| 10/27/2011 | <0.001 | |
| 12/14/2011 | <0.001 | |
| 2/7/2012 | <0.001 | |
| 7/23/2012 | <0.001 | |
| 1/23/2013 | <0.001 | |
| 7/24/2013 | <0.001 | |
| 1/22/2014 | <0.001 | |
| 7/1/2014 | <0.001 | |
| 1/22/2015 | 0.00011 (J) | |
| 7/22/2015 | <0.001 | |
| 1/20/2016 | 0.00012 (J) | |
| 3/23/2016 | <0.001 | |
| 5/24/2016 | <0.001 | |
| 7/26/2016 | <0.001 | |
| 9/16/2016 | <0.001 | |
| 11/10/2016 | <0.001 | |
| 1/19/2017 | <0.001 | |
| 3/17/2017 | <0.001 | |
| 4/28/2017 | <0.001 | |
| 8/2/2017 | <0.001 | |
| 1/19/2018 | <0.001 | |
| 6/19/2018 | <0.001 | |
| 1/17/2019 | <0.001 | |
| 6/24/2019 | 0.00023 (J) | |
| 9/10/2019 | <0.001 | |
| 3/10/2020 | <0.001 | |
| 9/10/2020 | <0.001 | |
| 3/15/2021 | <0.001 | |
| 8/18/2021 | <0.001 | |
| 3/1/2022 | <0.001 | |
| 8/9/2022 | <0.001 | |
| 2/14/2023 | <0.001 | |
| 8/9/2023 | <0.001 | |
| 2/14/2024 | | <0.001 |
| 7/30/2024 | | <0.001 |
| 2/11/2025 | | <0.001 |
| 8/12/2025 | | <0.001 |

ND substitution: RL or RL/2 if <15% NDs.

# Mann-Whitney (Wilcoxon Rank Sum)

Constituent: Beryllium (mg/L) Analysis Run 3/31/2026 5:07 AM View: Mann-Whitney

Plant Wansley Client: Southern Company Data: Wansley Landfill

| | GWA-28 | GWA-28 |
|---|---|---|
| 9/16/2011 | <0.0025 | |
| 10/28/2011 | <0.0025 | |
| 12/12/2011 | <0.0025 | |
| 1/25/2012 | <0.0025 | |
| 7/16/2012 | <0.0025 | |
| 1/24/2013 | <0.0025 | |
| 7/23/2013 | <0.0025 | |
| 1/22/2014 | 0.00034 (J) | |
| 7/1/2014 | 0.00039 (J) | |
| 1/21/2015 | 0.0005 (J) | |
| 7/21/2015 | 0.00042 (J) | |
| 1/22/2016 | 0.00044 (J) | |
| 3/22/2016 | <0.0025 | |
| 5/23/2016 | <0.0025 | |
| 7/25/2016 | 0.00037 (J) | |
| 9/15/2016 | 0.00039 (J) | |
| 11/9/2016 | 0.00041 (J) | |
| 1/17/2017 | 0.0004 (J) | |
| 3/16/2017 | <0.0025 | |
| 4/27/2017 | 0.00042 (J) | |
| 8/1/2017 | 0.0004 (J) | |
| 1/19/2018 | 0.00045 (J) | |
| 6/19/2018 | 0.00038 (J) | |
| 1/21/2019 | 0.00041 (J) | |
| 6/25/2019 | 0.00039 (J) | |
| 9/10/2019 | 0.00049 (J) | |
| 3/10/2020 | 0.00051 (J) | |
| 9/9/2020 | 0.0003 (J) | |
| 3/15/2021 | 0.00046 (J) | |
| 8/16/2021 | 0.00041 (J) | |
| 3/1/2022 | 0.00042 (J) | |
| 8/9/2022 | 0.00045 (J) | |
| 2/14/2023 | 0.00044 (J) | |
| 8/9/2023 | 0.00043 (J) | |
| 2/14/2024 | | 0.00045 (J) |
| 7/29/2024 | | 0.00052 (J) |
| 2/10/2025 | | 0.00043 (J) |
| 8/12/2025 | | 0.00017 (J) |

ND substitution: RL or RL/2 if <15% NDs.

# Mann-Whitney (Wilcoxon Rank Sum)

Constituent: Beryllium (mg/L) Analysis Run 3/31/2026 5:07 AM View: Mann-Whitney

Plant Wansley Client: Southern Company Data: Wansley Landfill

| | GWA-29 | GWA-29 |
|---|---|---|
| 9/17/2011 | <0.0013 | |
| 10/28/2011 | <0.0013 | |
| 12/12/2011 | 0.0015 | |
| 1/31/2012 | 0.0016 | |
| 7/17/2012 | 0.002 | |
| 1/24/2013 | 0.0025 | |
| 7/24/2013 | 0.0027 | |
| 1/22/2014 | 0.002 | |
| 7/8/2014 | 0.0024 | |
| 1/21/2015 | 0.0026 | |
| 7/22/2015 | 0.0024 | |
| 1/19/2016 | 0.0024 | |
| 3/22/2016 | 0.00194 (J) | |
| 5/19/2016 | 0.00188 (J) | |
| 7/21/2016 | 0.0021 (J) | |
| 1/17/2017 | 0.0024 (J) | |
| 3/15/2017 | 0.002 (J) | |
| 4/27/2017 | 0.0019 (J) | |
| 7/18/2017 | 0.0018 (J) | |
| 8/1/2017 | 0.0019 (J) | |
| 1/19/2018 | 0.0018 (J) | |
| 6/19/2018 | 0.0021 (J) | |
| 1/18/2019 | 0.0021 (J) | |
| 6/25/2019 | 0.0023 | |
| 9/10/2019 | 0.0023 | |
| 3/10/2020 | 0.002 (J) | |
| 9/9/2020 | 0.0017 (J) | |
| 3/15/2021 | 0.002 (J) | |
| 8/18/2021 | 0.0021 (J) | |
| 3/2/2022 | 0.002 (J) | |
| 8/9/2022 | 0.0021 (J) | |
| 2/13/2023 | 0.002 (J) | |
| 8/8/2023 | 0.0017 (J) | |
| 2/14/2024 | | 0.0018 (J) |
| 7/30/2024 | | 0.002 (J) |
| 2/11/2025 | | 0.0018 (J) |
| 8/12/2025 | | 0.001 |

ND substitution: RL or RL/2 if <15% NDs.

# Mann-Whitney (Wilcoxon Rank Sum)

Constituent: Beryllium (mg/L) Analysis Run 3/31/2026 5:07 AM View: Mann-Whitney

Plant Wansley Client: Southern Company Data: Wansley Landfill

| | GWC-5 | GWC-5 |
|---|---|---|
| 8/31/2011 | <0.0025 | |
| 10/27/2011 | <0.0025 | |
| 12/5/2011 | <0.0025 | |
| 1/25/2012 | <0.0025 | |
| 7/18/2012 | <0.0025 | |
| 1/9/2013 | <0.0025 | |
| 7/17/2013 | <0.0025 | |
| 1/15/2014 | <0.0025 | |
| 6/25/2014 | <0.0025 | |
| 1/13/2015 | <0.0025 | |
| 7/24/2015 | <0.0025 | |
| 1/20/2016 | <0.0025 | |
| 3/28/2016 | <0.0025 | |
| 5/23/2016 | <0.0025 | |
| 7/21/2016 | <0.0025 | |
| 9/15/2016 | <0.0025 | |
| 11/15/2016 | <0.0025 | |
| 1/26/2017 | <0.0025 | |
| 3/22/2017 | <0.0025 | |
| 5/2/2017 | <0.0025 | |
| 8/3/2017 | <0.0025 | |
| 1/23/2018 | <0.0025 | |
| 6/25/2018 | <0.0025 | |
| 1/30/2019 | <0.0025 | |
| 6/26/2019 | <0.0025 | |
| 9/12/2019 | <0.0025 | |
| 3/16/2020 | <0.0025 | |
| 9/9/2020 | <0.0025 | |
| 3/17/2021 | <0.0025 | |
| 8/19/2021 | <0.0025 | |
| 3/2/2022 | <0.0025 | |
| 8/11/2022 | <0.0025 | |
| 2/20/2023 | <0.0025 | |
| 8/14/2023 | <0.0025 | |
| 2/14/2024 | | <0.0025 |
| 7/31/2024 | | <0.0025 |
| 2/14/2025 | | <0.0025 |
| 8/18/2025 | | 0.00015 (J) |

ND substitution: RL or RL/2 if <15% NDs.

# Mann-Whitney (Wilcoxon Rank Sum)

Constituent: Beryllium (mg/L) Analysis Run 3/31/2026 5:07 AM View: Mann-Whitney

Plant Wansley Client: Southern Company Data: Wansley Landfill

| | GWC-6 | GWC-6 |
|---|---|---|
| 8/31/2011 | <0.001 | |
| 10/30/2011 | <0.001 | |
| 12/5/2011 | <0.001 | |
| 1/25/2012 | <0.001 | |
| 7/24/2012 | <0.001 | |
| 1/8/2013 | <0.001 | |
| 7/9/2013 | <0.001 | |
| 1/15/2014 | <0.001 | |
| 6/25/2014 | <0.001 | |
| 1/20/2015 | <0.001 | |
| 7/24/2015 | <0.001 | |
| 1/20/2016 | 7.8E-05 (J) | |
| 3/28/2016 | <0.001 | |
| 5/24/2016 | <0.001 | |
| 7/21/2016 | <0.001 | |
| 9/15/2016 | <0.001 | |
| 11/16/2016 | <0.001 | |
| 1/26/2017 | <0.001 | |
| 3/22/2017 | <0.001 | |
| 5/2/2017 | <0.001 | |
| 8/3/2017 | <0.001 | |
| 1/23/2018 | <0.001 | |
| 6/25/2018 | <0.001 | |
| 1/30/2019 | <0.001 | |
| 6/26/2019 | <0.001 | |
| 9/12/2019 | <0.001 | |
| 3/16/2020 | <0.001 | |
| 9/11/2020 | <0.001 | |
| 3/17/2021 | <0.001 | |
| 8/18/2021 | <0.001 | |
| 3/2/2022 | <0.001 | |
| 8/11/2022 | <0.001 | |
| 2/20/2023 | <0.001 | |
| 8/14/2023 | <0.001 | |
| 2/14/2024 | | <0.001 |
| 8/1/2024 | | <0.001 |
| 2/18/2025 | | <0.001 |
| 8/15/2025 | | <0.001 |

ND substitution: RL or RL/2 if <15% NDs.

# Mann-Whitney (Wilcoxon Rank Sum)

Constituent: Beryllium (mg/L) Analysis Run 3/31/2026 5:07 AM View: Mann-Whitney

Plant Wansley Client: Southern Company Data: Wansley Landfill

| | GWC-8 | GWC-8 |
|---|---|---|
| 9/7/2011 | <0.001 | |
| 10/30/2011 | <0.001 | |
| 12/5/2011 | <0.001 | |
| 1/19/2012 | <0.001 | |
| 7/18/2012 | <0.001 | |
| 1/7/2013 | <0.001 | |
| 7/9/2013 | <0.001 | |
| 1/14/2014 | <0.001 | |
| 6/24/2014 | <0.001 | |
| 1/20/2015 | <0.001 | |
| 7/27/2015 | <0.001 | |
| 1/26/2016 | <0.001 | |
| 3/29/2016 | <0.001 | |
| 5/24/2016 | <0.001 | |
| 7/26/2016 | <0.001 | |
| 9/19/2016 | <0.001 | |
| 11/16/2016 | <0.001 | |
| 1/26/2017 | <0.001 | |
| 3/23/2017 | <0.001 | |
| 5/3/2017 | <0.001 | |
| 8/7/2017 | <0.001 | |
| 1/24/2018 | <0.001 | |
| 6/21/2018 | <0.001 | |
| 1/22/2019 | 5.8E-05 (J) | |
| 6/25/2019 | <0.001 | |
| 9/10/2019 | <0.001 | |
| 3/12/2020 | 0.00061 (J) | |
| 9/14/2020 | <0.001 | |
| 3/16/2021 | <0.001 | |
| 8/20/2021 | <0.001 | |
| 3/2/2022 | <0.001 | |
| 8/11/2022 | <0.001 | |
| 2/15/2023 | <0.001 | |
| 8/9/2023 | <0.001 | |
| 2/21/2024 | | <0.001 |
| 7/30/2024 | | <0.001 |
| 2/13/2025 | | <0.001 |
| 8/13/2025 | | <0.001 |

ND substitution: RL or RL/2 if <15% NDs.

# Mann-Whitney (Wilcoxon Rank Sum)

Constituent: Beryllium (mg/L) Analysis Run 3/31/2026 5:07 AM View: Mann-Whitney

Plant Wansley Client: Southern Company Data: Wansley Landfill

| | GWC-9 | GWC-9 |
|---|---|---|
| 9/7/2011 | <0.001 | |
| 10/30/2011 | <0.001 | |
| 12/4/2011 | <0.001 | |
| 1/19/2012 | <0.001 | |
| 7/18/2012 | <0.001 | |
| 1/8/2013 | <0.001 | |
| 7/9/2013 | <0.001 | |
| 1/14/2014 | 0.00012 (J) | |
| 6/24/2014 | 0.00014 (J) | |
| 1/20/2015 | 0.00014 (J) | |
| 7/27/2015 | 0.00012 (J) | |
| 1/26/2016 | <0.001 | |
| 3/29/2016 | <0.001 | |
| 5/24/2016 | <0.001 | |
| 7/25/2016 | <0.001 | |
| 9/19/2016 | <0.001 | |
| 11/16/2016 | <0.001 | |
| 1/31/2017 | <0.001 | |
| 3/23/2017 | <0.001 | |
| 5/2/2017 | <0.001 | |
| 8/7/2017 | <0.001 | |
| 1/24/2018 | <0.001 | |
| 6/21/2018 | <0.001 | |
| 1/22/2019 | 7.9E-05 (J) | |
| 6/25/2019 | <0.001 | |
| 9/16/2019 | <0.001 | |
| 3/16/2020 | 0.00041 (J) | |
| 9/11/2020 | <0.001 | |
| 3/16/2021 | <0.001 | |
| 8/25/2021 | <0.001 | |
| 3/9/2022 | <0.001 | |
| 8/16/2022 | 0.00035 (J) | |
| 2/15/2023 | <0.001 | |
| 8/9/2023 | 0.00023 (J) | |
| 2/19/2024 | | 0.00024 (J) |
| 7/31/2024 | | 0.00041 (J) |
| 2/18/2025 | | 0.00048 (J) |
| 8/13/2025 | | <0.001 |

ND substitution: RL or RL/2 if <15% NDs.

# Mann-Whitney (Wilcoxon Rank Sum)

Constituent: Beryllium (mg/L) Analysis Run 3/31/2026 5:07 AM View: Mann-Whitney

Plant Wansley Client: Southern Company Data: Wansley Landfill

| | GWC-10 | GWC-10 |
|---|---|---|
| 1/25/2016 | <0.001 | |
| 3/30/2016 | <0.001 | |
| 5/25/2016 | <0.001 | |
| 7/27/2016 | <0.001 | |
| 9/16/2016 | <0.001 | |
| 11/17/2016 | <0.001 | |
| 2/1/2017 | <0.001 | |
| 3/24/2017 | <0.001 | |
| 5/3/2017 | <0.001 | |
| 8/8/2017 | <0.001 | |
| 1/25/2018 | <0.001 | |
| 6/21/2018 | <0.001 | |
| 1/31/2019 | <0.001 | |
| 6/26/2019 | <0.001 | |
| 9/17/2019 | <0.001 | |
| 3/17/2020 | <0.001 | |
| 9/10/2020 | <0.001 | |
| 3/18/2021 | <0.001 | |
| 8/20/2021 | <0.001 | |
| 3/8/2022 | <0.001 | |
| 8/16/2022 | <0.001 | |
| 2/15/2023 | <0.001 | |
| 8/10/2023 | <0.001 | |
| 2/20/2024 | | <0.001 |
| 7/31/2024 | | <0.001 |
| 2/19/2025 | | 0.00025 (J) |
| 8/19/2025 | | <0.001 |

ND substitution: RL or RL/2 if <15% NDs.

# Mann-Whitney (Wilcoxon Rank Sum)

Constituent: Beryllium (mg/L) Analysis Run 3/31/2026 5:07 AM View: Mann-Whitney

Plant Wansley Client: Southern Company Data: Wansley Landfill

| | GWC-11 | GWC-11 |
|---|---|---|
| 9/13/2011 | <0.001 | |
| 10/28/2011 | <0.001 | |
| 12/4/2011 | <0.001 | |
| 2/9/2012 | <0.001 | |
| 7/18/2012 | <0.001 | |
| 1/8/2013 | <0.001 | |
| 7/9/2013 | <0.001 | |
| 1/15/2014 | <0.001 | |
| 6/25/2014 | 8.3E-05 (J) | |
| 1/21/2015 | <0.001 | |
| 7/28/2015 | <0.001 | |
| 1/26/2016 | <0.001 | |
| 3/29/2016 | <0.001 | |
| 5/25/2016 | <0.001 | |
| 7/25/2016 | <0.001 | |
| 9/19/2016 | <0.001 | |
| 11/16/2016 | <0.001 | |
| 1/31/2017 | <0.001 | |
| 3/23/2017 | <0.001 | |
| 5/2/2017 | <0.001 | |
| 8/7/2017 | <0.001 | |
| 1/24/2018 | <0.001 | |
| 6/20/2018 | <0.001 | |
| 1/24/2019 | 0.00015 (J) | |
| 6/26/2019 | <0.001 | |
| 9/16/2019 | <0.001 | |
| 3/16/2020 | 0.00039 (J) | |
| 9/10/2020 | <0.001 | |
| 3/17/2021 | <0.001 | |
| 8/23/2021 | <0.001 | |
| 3/7/2022 | <0.001 | |
| 8/15/2022 | <0.001 | |
| 2/21/2023 | <0.001 | |
| 8/14/2023 | <0.001 | |
| 2/14/2024 | | <0.001 |
| 8/6/2024 | | <0.001 |
| 2/18/2025 | | 0.00041 (J) |
| 8/18/2025 | | <0.001 |

ND substitution: RL or RL/2 if <15% NDs.

# Mann-Whitney (Wilcoxon Rank Sum)

Constituent: Beryllium (mg/L) Analysis Run 3/31/2026 5:07 AM View: Mann-Whitney

Plant Wansley Client: Southern Company Data: Wansley Landfill

| | GWC-12 | GWC-12 |
|---|---|---|
| 9/13/2011 | <0.0025 | |
| 10/28/2011 | <0.0025 | |
| 12/4/2011 | <0.0025 | |
| 1/24/2012 | <0.0025 | |
| 7/11/2012 | <0.0025 | |
| 1/8/2013 | <0.0025 | |
| 7/10/2013 | <0.0025 | |
| 1/21/2014 | <0.0025 | |
| 7/1/2014 | <0.0025 | |
| 1/21/2015 | <0.0025 | |
| 7/28/2015 | <0.0025 | |
| 1/26/2016 | <0.0025 | |
| 3/29/2016 | <0.0025 | |
| 5/25/2016 | <0.0025 | |
| 7/22/2016 | <0.0025 | |
| 9/15/2016 | <0.0025 | |
| 11/16/2016 | <0.0025 | |
| 1/31/2017 | <0.0025 | |
| 3/23/2017 | <0.0025 | |
| 5/3/2017 | <0.0025 | |
| 8/7/2017 | <0.0025 | |
| 1/24/2018 | <0.0025 | |
| 6/26/2018 | <0.0025 | |
| 1/25/2019 | <0.0025 | |
| 6/26/2019 | <0.0025 | |
| 9/11/2019 | 0.00024 (J) | |
| 3/18/2020 | 0.00029 (J) | |
| 9/10/2020 | <0.0025 | |
| 3/16/2021 | <0.0025 | |
| 8/19/2021 | <0.0025 | |
| 3/7/2022 | <0.0025 | |
| 8/16/2022 | <0.0025 | |
| 2/15/2023 | <0.0025 | |
| 8/14/2023 | <0.0025 | |
| 2/20/2024 | | <0.0025 |
| 8/6/2024 | | <0.0025 |
| 2/17/2025 | | <0.0025 |
| 8/18/2025 | | 0.00097 (J) |

ND substitution: RL or RL/2 if <15% NDs.

# Mann-Whitney (Wilcoxon Rank Sum)

Constituent: Beryllium (mg/L) Analysis Run 3/31/2026 5:07 AM View: Mann-Whitney

Plant Wansley Client: Southern Company Data: Wansley Landfill

| | GWC-13 | GWC-13 |
|---|---|---|
| 9/13/2011 | <0.0025 | |
| 10/28/2011 | <0.0025 | |
| 12/4/2011 | <0.0025 | |
| 1/24/2012 | <0.0025 | |
| 7/11/2012 | <0.0025 | |
| 1/8/2013 | <0.0025 | |
| 7/10/2013 | <0.0025 | |
| 1/21/2014 | <0.0025 | |
| 7/1/2014 | <0.0025 | |
| 1/21/2015 | <0.0025 | |
| 7/28/2015 | <0.0025 | |
| 1/27/2016 | <0.0025 | |
| 3/29/2016 | <0.0025 | |
| 5/25/2016 | <0.0025 | |
| 7/26/2016 | <0.0025 | |
| 9/15/2016 | <0.0025 | |
| 11/17/2016 | <0.0025 | |
| 1/31/2017 | <0.0025 | |
| 3/23/2017 | <0.0025 | |
| 5/3/2017 | <0.0025 | |
| 8/4/2017 | <0.0025 | |
| 1/25/2018 | <0.0025 | |
| 6/20/2018 | <0.0025 | |
| 1/22/2019 | <0.0025 | |
| 6/25/2019 | <0.0025 | |
| 9/12/2019 | <0.0025 | |
| 3/12/2020 | <0.0025 | |
| 9/10/2020 | <0.0025 | |
| 3/17/2021 | <0.0025 | |
| 8/23/2021 | <0.0025 | |
| 3/8/2022 | <0.0025 | |
| 8/15/2022 | <0.0025 | |
| 2/21/2023 | <0.0025 | |
| 8/16/2023 | <0.0025 | |
| 2/19/2024 | | <0.0025 |
| 8/5/2024 | | <0.0025 |
| 2/18/2025 | | <0.0025 |
| 8/19/2025 | | 0.00095 (J) |

ND substitution: RL or RL/2 if <15% NDs.

# Mann-Whitney (Wilcoxon Rank Sum)

Constituent: Beryllium (mg/L) Analysis Run 3/31/2026 5:07 AM View: Mann-Whitney

Plant Wansley Client: Southern Company Data: Wansley Landfill

| | GWC-14 | GWC-14 |
|---|---|---|
| 9/13/2011 | <0.0025 | |
| 10/27/2011 | <0.0025 | |
| 12/3/2011 | <0.0025 | |
| 1/24/2012 | <0.0025 | |
| 7/11/2012 | <0.0025 | |
| 1/8/2013 | <0.0025 | |
| 7/10/2013 | <0.0025 | |
| 1/21/2014 | 0.00012 (J) | |
| 7/1/2014 | <0.0025 | |
| 1/14/2015 | 0.00015 (J) | |
| 7/22/2015 | 0.00023 (J) | |
| 1/27/2016 | 0.00011 (J) | |
| 3/30/2016 | <0.0025 | |
| 5/25/2016 | <0.0025 | |
| 7/26/2016 | <0.0025 | |
| 9/15/2016 | 0.00044 (J) | |
| 11/17/2016 | 0.00055 (J) | |
| 2/1/2017 | <0.0025 | |
| 3/23/2017 | <0.0025 | |
| 5/3/2017 | <0.0025 | |
| 8/7/2017 | 0.00059 (J) | |
| 1/25/2018 | <0.0025 | |
| 6/20/2018 | 0.00064 (J) | |
| 1/22/2019 | 0.0004 (J) | |
| 6/25/2019 | 0.00041 (J) | |
| 9/12/2019 | 0.00092 (J) | |
| 3/17/2020 | 0.00059 (J) | |
| 9/10/2020 | 0.00064 (J) | |
| 3/17/2021 | 0.00074 (J) | |
| 8/23/2021 | 0.00026 (J) | |
| 3/7/2022 | 0.00051 (J) | |
| 8/16/2022 | 0.0006 (J) | |
| 2/17/2023 | 0.0003 (J) | |
| 8/14/2023 | <0.0025 | |
| 2/19/2024 | | 0.00034 (J) |
| 8/6/2024 | | 0.00056 (J) |
| 2/17/2025 | | 0.00021 (J) |
| 8/19/2025 | | 0.00061 (J) |

ND substitution: RL or RL/2 if <15% NDs.

# Mann-Whitney (Wilcoxon Rank Sum)

Constituent: Beryllium (mg/L) Analysis Run 3/31/2026 5:07 AM View: Mann-Whitney

Plant Wansley Client: Southern Company Data: Wansley Landfill

| | GWC-15 | GWC-15 |
|---|---|---|
| 9/16/2011 | <0.0025 | |
| 10/27/2011 | <0.0025 | |
| 12/3/2011 | <0.0025 | |
| 2/9/2012 | <0.0025 | |
| 7/11/2012 | <0.0025 | |
| 1/8/2013 | <0.0025 | |
| 7/2/2013 | <0.0025 | |
| 1/21/2014 | <0.0025 | |
| 6/24/2014 | <0.0025 | |
| 1/14/2015 | <0.0025 | |
| 7/22/2015 | <0.0025 | |
| 1/27/2016 | <0.0025 | |
| 3/30/2016 | <0.0025 | |
| 5/25/2016 | <0.0025 | |
| 7/26/2016 | <0.0025 | |
| 9/20/2016 | <0.0025 | |
| 11/17/2016 | <0.0025 | |
| 2/1/2017 | <0.0025 | |
| 3/23/2017 | <0.0025 | |
| 5/3/2017 | <0.0025 | |
| 8/4/2017 | <0.0025 | |
| 1/25/2018 | <0.0025 | |
| 6/20/2018 | <0.0025 | |
| 1/22/2019 | <0.0025 | |
| 6/25/2019 | <0.0025 | |
| 9/17/2019 | <0.0025 | |
| 3/16/2020 | <0.0025 | |
| 9/10/2020 | 0.00022 (J) | |
| 3/18/2021 | <0.0025 | |
| 8/24/2021 | <0.0025 | |
| 3/7/2022 | <0.0025 | |
| 8/16/2022 | <0.0025 | |
| 2/21/2023 | <0.0025 | |
| 8/14/2023 | <0.0025 | |
| 2/21/2024 | | <0.0025 |
| 8/6/2024 | | <0.0025 |
| 2/18/2025 | | <0.0025 |
| 8/18/2025 | | 0.00097 (J) |

ND substitution: RL or RL/2 if <15% NDs.

# Mann-Whitney (Wilcoxon Rank Sum)

Constituent: Beryllium (mg/L) Analysis Run 3/31/2026 5:07 AM View: Mann-Whitney

Plant Wansley Client: Southern Company Data: Wansley Landfill

| | GWC-16 | GWC-16 |
|---|---|---|
| 8/30/2011 | <0.001 | |
| 10/26/2011 | <0.001 | |
| 12/3/2011 | <0.001 | |
| 1/25/2012 | <0.001 | |
| 7/11/2012 | <0.001 | |
| 1/8/2013 | <0.001 | |
| 7/2/2013 | <0.001 | |
| 1/14/2014 | <0.001 | |
| 6/25/2014 | <0.001 | |
| 1/13/2015 | <0.001 | |
| 7/22/2015 | <0.001 | |
| 1/27/2016 | <0.001 | |
| 3/30/2016 | <0.001 | |
| 5/25/2016 | <0.001 | |
| 7/27/2016 | <0.001 | |
| 9/16/2016 | <0.001 | |
| 11/17/2016 | <0.001 | |
| 2/1/2017 | <0.001 | |
| 3/24/2017 | <0.001 | |
| 5/3/2017 | <0.001 | |
| 8/7/2017 | <0.001 | |
| 1/25/2018 | <0.001 | |
| 6/20/2018 | <0.001 | |
| 1/25/2019 | 7.2E-05 (J) | |
| 6/25/2019 | <0.001 | |
| 9/11/2019 | 0.00024 (J) | |
| 3/17/2020 | <0.001 | |
| 9/11/2020 | <0.001 | |
| 3/17/2021 | <0.001 | |
| 8/20/2021 | <0.001 | |
| 3/8/2022 | <0.001 | |
| 8/16/2022 | <0.001 | |
| 2/20/2023 | <0.001 | |
| 8/14/2023 | <0.001 | |
| 2/21/2024 | | <0.001 |
| 8/5/2024 | | <0.001 |
| 2/11/2025 | | <0.001 |
| 8/15/2025 | | <0.001 |

ND substitution: RL or RL/2 if <15% NDs.

# Mann-Whitney (Wilcoxon Rank Sum)

Constituent: Beryllium (mg/L) Analysis Run 3/31/2026 5:07 AM View: Mann-Whitney

Plant Wansley Client: Southern Company Data: Wansley Landfill

| | GWC-17 | GWC-17 |
|---|---|---|
| 8/30/2011 | <0.001 | |
| 10/26/2011 | <0.001 | |
| 12/3/2011 | <0.001 | |
| 1/25/2012 | <0.001 | |
| 7/11/2012 | <0.001 | |
| 1/8/2013 | <0.001 | |
| 7/16/2013 | <0.001 | |
| 1/14/2014 | <0.001 | |
| 6/25/2014 | <0.001 | |
| 1/14/2015 | <0.001 | |
| 7/28/2015 | <0.001 | |
| 1/27/2016 | <0.001 | |
| 3/30/2016 | <0.001 | |
| 5/25/2016 | <0.001 | |
| 7/27/2016 | <0.001 | |
| 9/19/2016 | <0.001 | |
| 11/17/2016 | <0.001 | |
| 2/1/2017 | <0.001 | |
| 3/24/2017 | <0.001 | |
| 5/3/2017 | <0.001 | |
| 8/7/2017 | <0.001 | |
| 1/25/2018 | <0.001 | |
| 6/26/2018 | <0.001 | |
| 1/24/2019 | <0.001 | |
| 6/25/2019 | <0.001 | |
| 9/11/2019 | 0.00018 (J) | |
| 3/17/2020 | <0.001 | |
| 9/14/2020 | <0.001 | |
| 3/16/2021 | <0.001 | |
| 8/20/2021 | <0.001 | |
| 3/8/2022 | <0.001 | |
| 8/11/2022 | <0.001 | |
| 2/20/2023 | <0.001 | |
| 8/10/2023 | <0.001 | |
| 2/20/2024 | | <0.001 |
| 8/7/2024 | | <0.001 |
| 2/13/2025 | | <0.001 |
| 8/13/2025 | | <0.001 |

ND substitution: RL or RL/2 if <15% NDs.

# Mann-Whitney (Wilcoxon Rank Sum)

Constituent: Beryllium (mg/L) Analysis Run 3/31/2026 5:07 AM View: Mann-Whitney

Plant Wansley Client: Southern Company Data: Wansley Landfill

| | GWC-18 | GWC-18 |
|---|---|---|
| 8/30/2011 | <0.001 | |
| 10/26/2011 | <0.001 | |
| 12/3/2011 | <0.001 | |
| 2/9/2012 | <0.001 | |
| 7/11/2012 | <0.001 | |
| 1/8/2013 | <0.001 | |
| 7/16/2013 | <0.001 | |
| 1/14/2014 | <0.001 | |
| 6/24/2014 | <0.001 | |
| 1/13/2015 | <0.001 | |
| 7/23/2015 | <0.001 | |
| 1/27/2016 | <0.001 | |
| 3/30/2016 | <0.001 | |
| 5/26/2016 | <0.001 | |
| 7/25/2016 | <0.001 | |
| 9/19/2016 | <0.001 | |
| 11/17/2016 | <0.001 | |
| 2/1/2017 | <0.001 | |
| 3/24/2017 | <0.001 | |
| 5/3/2017 | <0.001 | |
| 8/7/2017 | <0.001 | |
| 1/25/2018 | <0.001 | |
| 6/21/2018 | <0.001 | |
| 1/28/2019 | <0.001 | |
| 6/27/2019 | <0.001 | |
| 9/11/2019 | 0.00019 (J) | |
| 3/17/2020 | <0.001 | |
| 9/14/2020 | <0.001 | |
| 3/16/2021 | <0.001 | |
| 8/24/2021 | <0.001 | |
| 3/8/2022 | <0.001 | |
| 8/11/2022 | <0.001 | |
| 2/20/2023 | <0.001 | |
| 8/9/2023 | <0.001 | |
| 2/21/2024 | | <0.001 |
| 8/7/2024 | | <0.001 |
| 2/13/2025 | | <0.001 |
| 8/13/2025 | | <0.001 |

ND substitution: RL or RL/2 if <15% NDs.

# Mann-Whitney (Wilcoxon Rank Sum)

Constituent: Beryllium (mg/L) Analysis Run 3/31/2026 5:07 AM View: Mann-Whitney

Plant Wansley Client: Southern Company Data: Wansley Landfill

| | GWC-19 | GWC-19 |
|---|---|---|
| 8/30/2011 | <0.001 | |
| 10/26/2011 | <0.001 | |
| 12/3/2011 | <0.001 | |
| 2/8/2012 | <0.001 | |
| 7/11/2012 | <0.001 | |
| 1/8/2013 | <0.001 | |
| 7/16/2013 | <0.001 | |
| 1/21/2014 | <0.001 | |
| 6/24/2014 | <0.001 | |
| 1/13/2015 | <0.001 | |
| 7/23/2015 | <0.001 | |
| 1/27/2016 | <0.001 | |
| 3/30/2016 | <0.001 | |
| 5/26/2016 | <0.001 | |
| 7/25/2016 | <0.001 | |
| 9/19/2016 | <0.001 | |
| 11/17/2016 | <0.001 | |
| 2/2/2017 | <0.001 | |
| 3/24/2017 | <0.001 | |
| 5/3/2017 | <0.001 | |
| 8/7/2017 | <0.001 | |
| 1/25/2018 | <0.001 | |
| 6/21/2018 | <0.001 | |
| 1/28/2019 | 0.00011 (J) | |
| 6/26/2019 | <0.001 | |
| 9/12/2019 | <0.001 | |
| 3/18/2020 | <0.001 | |
| 9/15/2020 | <0.001 | |
| 3/17/2021 | 0.00046 (J) | |
| 8/24/2021 | <0.001 | |
| 3/8/2022 | <0.001 | |
| 8/11/2022 | <0.001 | |
| 2/21/2023 | 0.0002 (J) | |
| 8/9/2023 | <0.001 | |
| 2/21/2024 | | 0.0002 (J) |
| 8/6/2024 | | <0.001 |
| 2/14/2025 | | <0.001 |
| 8/13/2025 | | <0.001 |

ND substitution: RL or RL/2 if <15% NDs.

# Mann-Whitney (Wilcoxon Rank Sum)

Constituent: Beryllium (mg/L) Analysis Run 3/31/2026 5:07 AM View: Mann-Whitney

Plant Wansley Client: Southern Company Data: Wansley Landfill

| | GWC-20 | GWC-20 |
|---|---|---|
| 8/31/2011 | <0.001 | |
| 10/27/2011 | <0.001 | |
| 12/4/2011 | <0.001 | |
| 2/8/2012 | <0.001 | |
| 7/11/2012 | <0.001 | |
| 1/8/2013 | <0.001 | |
| 7/16/2013 | <0.001 | |
| 1/21/2014 | <0.001 | |
| 6/24/2014 | <0.001 | |
| 1/13/2015 | <0.001 | |
| 7/23/2015 | <0.001 | |
| 1/27/2016 | <0.001 | |
| 3/30/2016 | <0.001 | |
| 5/26/2016 | <0.001 | |
| 7/25/2016 | <0.001 | |
| 9/20/2016 | <0.001 | |
| 11/17/2016 | <0.001 | |
| 2/2/2017 | <0.001 | |
| 3/28/2017 | <0.001 | |
| 5/4/2017 | <0.001 | |
| 8/7/2017 | <0.001 | |
| 1/26/2018 | <0.001 | |
| 6/21/2018 | <0.001 | |
| 1/28/2019 | <0.001 | |
| 6/25/2019 | <0.001 | |
| 9/11/2019 | <0.001 | |
| 3/18/2020 | <0.001 | |
| 9/15/2020 | <0.001 | |
| 3/16/2021 | 0.00041 (J) | |
| 8/24/2021 | <0.001 | |
| 3/7/2022 | <0.001 | |
| 8/16/2022 | <0.001 | |
| 2/22/2023 | <0.001 | |
| 8/9/2023 | <0.001 | |
| 2/20/2024 | | <0.001 |
| 8/2/2024 | | <0.001 |
| 2/14/2025 | | <0.001 |
| 8/12/2025 | | <0.001 |

ND substitution: RL or RL/2 if <15% NDs.

# Mann-Whitney (Wilcoxon Rank Sum)

Constituent: Beryllium (mg/L) Analysis Run 3/31/2026 5:07 AM View: Mann-Whitney

Plant Wansley Client: Southern Company Data: Wansley Landfill

| | GWC-21 | GWC-21 |
|---|---|---|
| 8/31/2011 | <0.001 | |
| 10/27/2011 | <0.001 | |
| 12/4/2011 | <0.001 | |
| 2/8/2012 | <0.001 | |
| 7/17/2012 | <0.001 | |
| 1/9/2013 | <0.001 | |
| 7/16/2013 | <0.001 | |
| 1/21/2014 | <0.001 | |
| 6/24/2014 | <0.001 | |
| 1/13/2015 | <0.001 | |
| 7/23/2015 | <0.001 | |
| 1/26/2016 | <0.001 | |
| 3/30/2016 | <0.001 | |
| 5/26/2016 | <0.001 | |
| 7/26/2016 | <0.001 | |
| 9/20/2016 | <0.001 | |
| 11/17/2016 | <0.001 | |
| 2/2/2017 | <0.001 | |
| 3/28/2017 | <0.001 | |
| 5/4/2017 | <0.001 | |
| 8/7/2017 | <0.001 | |
| 1/26/2018 | <0.001 | |
| 6/20/2018 | <0.001 | |
| 1/24/2019 | 7.9E-05 (J) | |
| 6/25/2019 | <0.001 | |
| 9/11/2019 | 0.0002 (J) | |
| 3/18/2020 | <0.001 | |
| 9/15/2020 | <0.001 | |
| 3/16/2021 | <0.001 | |
| 8/19/2021 | <0.001 | |
| 3/7/2022 | <0.001 | |
| 8/16/2022 | <0.001 | |
| 2/21/2023 | <0.001 | |
| 8/9/2023 | <0.001 | |
| 2/19/2024 | | <0.001 |
| 7/30/2024 | | <0.001 |
| 2/11/2025 | | <0.001 |
| 8/12/2025 | | <0.001 |

ND substitution: RL or RL/2 if <15% NDs.

# Mann-Whitney (Wilcoxon Rank Sum)

Constituent: Beryllium (mg/L) Analysis Run 3/31/2026 5:07 AM View: Mann-Whitney

Plant Wansley Client: Southern Company Data: Wansley Landfill

| | GWC-22 | GWC-22 |
|---|---|---|
| 9/15/2011 | <0.001 | |
| 10/29/2011 | <0.001 | |
| 12/13/2011 | <0.001 | |
| 1/25/2012 | <0.001 | |
| 7/18/2012 | <0.001 | |
| 1/22/2013 | <0.001 | |
| 7/16/2013 | <0.001 | |
| 1/21/2014 | <0.001 | |
| 6/25/2014 | <0.001 | |
| 1/14/2015 | <0.001 | |
| 7/23/2015 | <0.001 | |
| 1/26/2016 | <0.001 | |
| 3/31/2016 | <0.001 | |
| 5/26/2016 | <0.001 | |
| 7/26/2016 | <0.001 | |
| 9/20/2016 | <0.001 | |
| 11/17/2016 | <0.001 | |
| 2/3/2017 | <0.001 | |
| 3/28/2017 | <0.001 | |
| 5/3/2017 | <0.001 | |
| 8/8/2017 | <0.001 | |
| 1/25/2018 | <0.001 | |
| 6/20/2018 | <0.001 | |
| 1/24/2019 | <0.001 | |
| 6/25/2019 | 0.00017 (J) | |
| 9/10/2019 | <0.001 | |
| 3/18/2020 | 0.00038 (J) | |
| 9/10/2020 | <0.001 | |
| 3/15/2021 | 0.0002 (J) | |
| 8/19/2021 | <0.001 | |
| 3/8/2022 | <0.001 | |
| 8/17/2022 | <0.001 | |
| 2/14/2023 | <0.001 | |
| 8/14/2023 | <0.001 | |
| 2/14/2024 | | <0.001 |
| 8/6/2024 | | <0.001 |
| 2/11/2025 | | <0.001 |
| 8/12/2025 | | <0.001 |

ND substitution: RL or RL/2 if <15% NDs.

# Mann-Whitney (Wilcoxon Rank Sum)

Constituent: Beryllium (mg/L) Analysis Run 3/31/2026 5:07 AM View: Mann-Whitney

Plant Wansley Client: Southern Company Data: Wansley Landfill

| | GWC-23 | GWC-23 |
|---|---|---|
| 9/16/2011 | <0.001 | |
| 10/29/2011 | <0.001 | |
| 12/13/2011 | <0.001 | |
| 1/31/2012 | <0.001 | |
| 7/18/2012 | <0.001 | |
| 1/22/2013 | <0.001 | |
| 7/23/2013 | <0.001 | |
| 1/22/2014 | <0.001 | |
| 7/1/2014 | <0.001 | |
| 1/22/2015 | <0.001 | |
| 7/29/2015 | 8E-05 (J) | |
| 1/21/2016 | <0.001 | |
| 3/29/2016 | <0.001 | |
| 5/25/2016 | <0.001 | |
| 7/27/2016 | <0.001 | |
| 9/20/2016 | <0.001 | |
| 11/18/2016 | <0.001 | |
| 2/3/2017 | <0.001 | |
| 3/28/2017 | <0.001 | |
| 5/4/2017 | <0.001 | |
| 8/8/2017 | <0.001 | |
| 1/25/2018 | <0.001 | |
| 6/20/2018 | <0.001 | |
| 1/25/2019 | <0.001 | |
| 6/26/2019 | <0.001 | |
| 9/12/2019 | <0.001 | |
| 3/18/2020 | <0.001 | |
| 9/10/2020 | <0.001 | |
| 3/18/2021 | 0.00052 (J) | |
| 8/23/2021 | <0.001 | |
| 3/9/2022 | <0.001 | |
| 8/16/2022 | <0.001 | |
| 2/21/2023 | <0.001 | |
| 8/15/2023 | <0.001 | |
| 2/19/2024 | | <0.001 |
| 7/30/2024 | | <0.001 |
| 2/11/2025 | | <0.001 |
| 8/12/2025 | | <0.001 |

ND substitution: RL or RL/2 if <15% NDs.

# Mann-Whitney (Wilcoxon Rank Sum)

Constituent: Beryllium (mg/L) Analysis Run 3/31/2026 5:07 AM View: Mann-Whitney

Plant Wansley Client: Southern Company Data: Wansley Landfill

| | GWC-24 | GWC-24 |
|---|---|---|
| 7/8/2014 | 8.3E-05 (J) | |
| 7/31/2015 | 0.00012 (J) | |
| 1/20/2016 | 9.3E-05 (J) | |
| 3/30/2016 | <0.001 | |
| 5/25/2016 | <0.001 | |
| 7/27/2016 | <0.001 | |
| 9/16/2016 | <0.001 | |
| 11/18/2016 | <0.001 | |
| 2/3/2017 | <0.001 | |
| 3/29/2017 | <0.001 | |
| 5/4/2017 | <0.001 | |
| 8/8/2017 | <0.001 | |
| 1/25/2018 | <0.001 | |
| 6/27/2018 | <0.001 | |
| 1/31/2019 | <0.001 | |
| 6/26/2019 | 0.00017 (J) | |
| 9/11/2019 | <0.001 | |
| 3/12/2020 | 0.0002 (J) | |
| 9/15/2020 | <0.001 | |
| 3/18/2021 | 0.00024 (J) | |
| 8/19/2021 | <0.001 | |
| 3/10/2022 | <0.001 | |
| 8/18/2022 | <0.001 | |
| 2/16/2023 | <0.001 | |
| 8/16/2023 | <0.001 | |
| 2/22/2024 | | <0.001 |
| 8/6/2024 | | <0.001 |
| 2/14/2025 | | <0.001 |
| 8/14/2025 | | <0.001 |

ND substitution: RL or RL/2 if <15% NDs.

# Mann-Whitney (Wilcoxon Rank Sum)

Constituent: Beryllium (mg/L) Analysis Run 3/31/2026 5:07 AM View: Mann-Whitney

Plant Wansley Client: Southern Company Data: Wansley Landfill

| | GWC-25 | GWC-25 |
|---|---|---|
| 9/17/2011 | <0.001 | |
| 10/31/2011 | <0.001 | |
| 12/14/2011 | <0.001 | |
| 2/7/2012 | <0.001 | |
| 7/17/2012 | <0.001 | |
| 7/24/2013 | <0.001 | |
| 1/23/2014 | <0.001 | |
| 7/8/2014 | <0.001 | |
| 1/21/2015 | <0.001 | |
| 7/30/2015 | <0.001 | |
| 1/21/2016 | <0.001 | |
| 3/28/2016 | <0.001 | |
| 5/25/2016 | <0.001 | |
| 7/27/2016 | <0.001 | |
| 9/19/2016 | <0.001 | |
| 11/15/2016 | <0.001 | |
| 1/24/2017 | <0.001 | |
| 3/23/2017 | <0.001 | |
| 5/2/2017 | <0.001 | |
| 8/3/2017 | <0.001 | |
| 1/25/2018 | <0.001 | |
| 6/27/2018 | <0.001 | |
| 1/24/2019 | 6.7E-05 (J) | |
| 6/25/2019 | <0.001 | |
| 9/11/2019 | 0.00019 (J) | |
| 3/12/2020 | <0.001 | |
| 9/14/2020 | <0.001 | |
| 3/17/2021 | <0.001 | |
| 8/19/2021 | <0.001 | |
| 3/8/2022 | <0.001 | |
| 8/10/2022 | <0.001 | |
| 2/21/2023 | <0.001 | |
| 8/15/2023 | <0.001 | |
| 2/21/2024 | | <0.001 |
| 8/1/2024 | | <0.001 |
| 2/14/2025 | | <0.001 |
| 8/13/2025 | | <0.001 |

ND substitution: RL or RL/2 if <15% NDs.

# Mann-Whitney (Wilcoxon Rank Sum)

Constituent: Beryllium (mg/L) Analysis Run 3/31/2026 5:07 AM View: Mann-Whitney

Plant Wansley Client: Southern Company Data: Wansley Landfill

| | GWC-26 | GWC-26 |
|---|---|---|
| 9/17/2011 | <0.001 | |
| 10/29/2011 | <0.001 | |
| 12/14/2011 | <0.001 | |
| 2/7/2012 | <0.001 | |
| 7/17/2012 | <0.001 | |
| 1/24/2013 | <0.001 | |
| 7/24/2013 | <0.001 | |
| 1/23/2014 | <0.001 | |
| 7/8/2014 | <0.001 | |
| 1/21/2015 | <0.001 | |
| 7/31/2015 | <0.001 | |
| 1/25/2016 | <0.001 | |
| 3/24/2016 | <0.001 | |
| 5/25/2016 | <0.001 | |
| 7/26/2016 | <0.001 | |
| 9/19/2016 | <0.001 | |
| 11/14/2016 | <0.001 | |
| 1/19/2017 | <0.001 | |
| 3/16/2017 | <0.001 | |
| 5/1/2017 | <0.001 | |
| 8/3/2017 | <0.001 | |
| 1/22/2018 | <0.001 | |
| 6/27/2018 | <0.001 | |
| 1/24/2019 | 8.1E-05 (J) | |
| 6/25/2019 | <0.001 | |
| 9/12/2019 | <0.001 | |
| 3/13/2020 | 0.00019 (J) | |
| 9/15/2020 | <0.001 | |
| 3/17/2021 | <0.001 | |
| 8/19/2021 | <0.001 | |
| 3/9/2022 | <0.001 | |
| 8/10/2022 | <0.001 | |
| 2/21/2023 | <0.001 | |
| 8/16/2023 | <0.001 | |
| 2/20/2024 | | <0.001 |
| 8/2/2024 | | <0.001 |
| 2/13/2025 | | <0.001 |
| 8/13/2025 | | <0.001 |

ND substitution: RL or RL/2 if <15% NDs.

# Mann-Whitney (Wilcoxon Rank Sum)

Constituent: Beryllium (mg/L) Analysis Run 3/31/2026 5:07 AM View: Mann-Whitney

Plant Wansley Client: Southern Company Data: Wansley Landfill

| | GWC-27 | GWC-27 |
|---|---|---|
| 9/17/2011 | 0.0066 | |
| 10/29/2011 | 0.0055 | |
| 12/14/2011 | 0.0058 | |
| 1/25/2012 | 0.006 | |
| 7/17/2012 | <0.003 | |
| 1/24/2013 | <0.003 | |
| 7/24/2013 | 0.0027 | |
| 1/23/2014 | 0.0047 | |
| 7/8/2014 | 0.005 | |
| 1/21/2015 | 0.0053 | |
| 7/30/2015 | 0.0013 | |
| 1/22/2016 | 0.00038 (J) | |
| 3/23/2016 | 0.00229 (J) | |
| 5/24/2016 | <0.003 | |
| 7/26/2016 | 0.0015 (J) | |
| 9/19/2016 | 0.0013 (J) | |
| 11/11/2016 | 0.0057 | |
| 1/20/2017 | 0.003 | |
| 3/16/2017 | 0.0018 (J) | |
| 4/28/2017 | 0.00075 (J) | |
| 8/3/2017 | 0.005 | |
| 1/19/2018 | 0.0057 | |
| 6/27/2018 | 0.005 | |
| 1/24/2019 | 0.00039 (J) | |
| 6/26/2019 | 0.0056 | |
| 9/12/2019 | 0.0012 | |
| 3/12/2020 | 0.00038 (J) | |
| 9/9/2020 | 0.0034 | |
| 3/18/2021 | 0.0043 | |
| 8/23/2021 | 0.0015 (J) | |
| 3/8/2022 | 0.0048 | |
| 8/10/2022 | 0.0056 | |
| 2/20/2023 | 0.0016 (J) | |
| 8/15/2023 | 0.0039 | |
| 2/20/2024 | | 0.0038 |
| 7/30/2024 | | 0.0044 |
| 2/11/2025 | | 0.0038 |
| 8/13/2025 | | 0.0035 |

ND substitution: RL or RL/2 if <15% NDs.

# Mann-Whitney (Wilcoxon Rank Sum)

Constituent: Beryllium (mg/L) Analysis Run 3/31/2026 5:07 AM View: Mann-Whitney

Plant Wansley Client: Southern Company Data: Wansley Landfill

| | GWC-30 | GWC-30 |
|---|---|---|
| 9/15/2011 | <0.001 | |
| 10/28/2011 | <0.001 | |
| 12/13/2011 | <0.001 | |
| 2/8/2012 | <0.001 | |
| 7/18/2012 | <0.001 | |
| 1/24/2013 | <0.001 | |
| 7/24/2013 | <0.001 | |
| 1/23/2014 | <0.001 | |
| 7/1/2014 | <0.001 | |
| 1/20/2015 | <0.001 | |
| 7/30/2015 | <0.001 | |
| 1/19/2016 | 9E-05 (J) | |
| 3/23/2016 | <0.001 | |
| 5/20/2016 | <0.001 | |
| 7/21/2016 | <0.001 | |
| 9/20/2016 | <0.001 | |
| 11/14/2016 | <0.001 | |
| 1/24/2017 | <0.001 | |
| 3/17/2017 | <0.001 | |
| 5/1/2017 | <0.001 | |
| 8/4/2017 | <0.001 | |
| 1/24/2018 | <0.001 | |
| 6/21/2018 | <0.001 | |
| 1/30/2019 | <0.001 | |
| 6/27/2019 | <0.001 | |
| 9/10/2019 | <0.001 | |
| 3/11/2020 | <0.001 | |
| 9/10/2020 | <0.001 | |
| 3/18/2021 | <0.001 | |
| 8/23/2021 | <0.001 | |
| 3/2/2022 | <0.001 | |
| 8/10/2022 | <0.001 | |
| 2/14/2023 | <0.001 | |
| 8/16/2023 | <0.001 | |
| 2/21/2024 | | <0.001 |
| 8/5/2024 | | <0.001 |
| 2/13/2025 | | <0.001 |
| 8/14/2025 | | <0.001 |

ND substitution: RL or RL/2 if <15% NDs.

# Mann-Whitney (Wilcoxon Rank Sum)

Constituent: Beryllium (mg/L) Analysis Run 3/31/2026 5:07 AM View: Mann-Whitney

Plant Wansley Client: Southern Company Data: Wansley Landfill

| | GWC-31 | GWC-31 |
|---|---|---|
| 9/17/2011 | <0.003 | |
| 10/31/2011 | <0.003 | |
| 2/7/2012 | <0.003 | |
| 1/23/2013 | <0.003 | |
| 1/23/2014 | 0.00099 (J) | |
| 7/1/2014 | 0.0011 (J) | |
| 1/21/2015 | 0.00082 (J) | |
| 1/25/2016 | 0.00061 (J) | |
| 3/30/2016 | <0.003 | |
| 5/25/2016 | <0.003 | |
| 7/27/2016 | 0.00076 (J) | |
| 1/25/2017 | 0.00064 (J) | |
| 3/23/2017 | 0.00067 (J) | |
| 5/2/2017 | 0.00077 (J) | |
| 7/19/2017 | 0.00083 (J) | |
| 8/4/2017 | 0.0011 (J) | |
| 1/23/2018 | 0.001 (J) | |
| 6/27/2018 | 0.00071 (J) | |
| 1/31/2019 | 0.00057 (J) | |
| 6/26/2019 | 0.00084 (J) | |
| 9/11/2019 | 0.00092 (J) | |
| 3/17/2020 | 0.0004 (J) | |
| 9/11/2020 | 0.00068 (J) | |
| 3/16/2021 | 0.0006 (J) | |
| 8/25/2021 | 0.00072 (J) | |
| 3/10/2022 | 0.00074 (J) | |
| 8/16/2022 | 0.00041 (J) | |
| 2/22/2023 | 0.00091 (J) | |
| 8/16/2023 | 0.00083 (J) | |
| 2/21/2024 | | 0.00029 (J) |
| 8/2/2024 | | 0.00073 (J) |
| 2/18/2025 | | 0.00068 (J) |
| 8/15/2025 | | 0.00037 (J) |

ND substitution: RL or RL/2 if <15% NDs.

# Mann-Whitney (Wilcoxon Rank Sum)

Constituent: Beryllium (mg/L) Analysis Run 3/31/2026 5:07 AM View: Mann-Whitney

Plant Wansley Client: Southern Company Data: Wansley Landfill

| | GWC-32 | GWC-32 |
|---|---|---|
| 9/15/2011 | <0.0013 | |
| 10/31/2011 | <0.0013 | |
| 12/13/2011 | <0.0013 | |
| 2/1/2012 | <0.0013 | |
| 7/17/2012 | <0.0013 | |
| 1/23/2013 | <0.0013 | |
| 7/24/2013 | <0.0013 | |
| 1/23/2014 | 0.00068 (J) | |
| 7/1/2014 | 0.00062 (J) | |
| 1/20/2015 | 0.00066 (J) | |
| 7/30/2015 | 0.001 (J) | |
| 1/25/2016 | 0.00066 (J) | |
| 3/23/2016 | 0.000735 (J) | |
| 5/24/2016 | 0.00134 (J) | |
| 7/22/2016 | 0.0012 (J) | |
| 9/16/2016 | 0.0015 (J) | |
| 11/15/2016 | 0.0015 (J) | |
| 1/26/2017 | 0.001 (J) | |
| 3/24/2017 | 0.0016 (J) | |
| 5/2/2017 | 0.0012 (J) | |
| 8/3/2017 | 0.0018 (J) | |
| 1/23/2018 | 0.0018 (J) | |
| 6/26/2018 | 0.0015 (J) | |
| 1/30/2019 | 0.0016 (J) | |
| 6/27/2019 | 0.0017 | |
| 9/12/2019 | 0.0019 | |
| 1/14/2020 | 0.0015 | |
| 3/18/2020 | 0.0014 (J) | |
| 9/15/2020 | 0.0018 (J) | |
| 3/17/2021 | 0.0013 (J) | |
| 8/24/2021 | 0.0011 (J) | |
| 3/9/2022 | 0.001 (J) | |
| 8/10/2022 | 0.0016 (J) | |
| 2/15/2023 | 0.0013 (J) | |
| 8/15/2023 | 0.001 (J) | |
| 2/20/2024 | | 0.0015 (J) |
| 8/6/2024 | | 0.0014 (J) |
| 2/19/2025 | | 0.0011 (J) |
| 8/14/2025 | | 0.00055 (J) |

ND substitution: RL or RL/2 if <15% NDs.

# Mann-Whitney (Wilcoxon Rank Sum)

Constituent: Beryllium (mg/L) Analysis Run 3/31/2026 5:07 AM View: Mann-Whitney

Plant Wansley Client: Southern Company Data: Wansley Landfill

| | GWC-33 | GWC-33 |
|---|---|---|
| 9/16/2011 | <0.001 | |
| 10/30/2011 | <0.001 | |
| 12/13/2011 | <0.001 | |
| 2/1/2012 | <0.001 | |
| 7/17/2012 | <0.001 | |
| 1/23/2013 | <0.001 | |
| 7/17/2013 | <0.001 | |
| 1/23/2014 | 0.00054 (J) | |
| 1/20/2015 | 0.00091 (J) | |
| 7/29/2015 | 0.0011 (J) | |
| 1/25/2016 | 0.00075 (J) | |
| 3/23/2016 | 0.000892 (J) | |
| 5/24/2016 | 0.00065 (J) | |
| 7/22/2016 | 0.0011 (J) | |
| 9/16/2016 | 0.001 (J) | |
| 11/17/2016 | 0.00046 (J) | |
| 1/25/2017 | <0.001 | |
| 3/23/2017 | 0.00077 (J) | |
| 5/1/2017 | 0.00062 (J) | |
| 8/4/2017 | 0.00051 (J) | |
| 1/23/2018 | 0.00034 (J) | |
| 6/26/2018 | <0.001 | |
| 1/30/2019 | 0.00036 (J) | |
| 6/26/2019 | 0.00027 (J) | |
| 9/12/2019 | 0.00044 (J) | |
| 3/12/2020 | 0.00049 (J) | |
| 9/16/2020 | 0.00027 (J) | |
| 3/18/2021 | 0.0002 (J) | |
| 8/24/2021 | <0.001 | |
| 3/9/2022 | <0.001 | |
| 8/15/2022 | 0.00044 (J) | |
| 2/20/2023 | 0.00044 (J) | |
| 8/15/2023 | 0.0004 (J) | |
| 2/20/2024 | | 0.00029 (J) |
| 7/31/2024 | | 0.00028 (J) |
| 2/19/2025 | | 0.00046 (J) |
| 8/19/2025 | | <0.001 |

ND substitution: RL or RL/2 if <15% NDs.

# Mann-Whitney (Wilcoxon Rank Sum)

Constituent: Beryllium (mg/L) Analysis Run 3/31/2026 5:07 AM View: Mann-Whitney

Plant Wansley Client: Southern Company Data: Wansley Landfill

| | GWC-34 | GWC-34 |
|---|---|---|
| 9/16/2011 | <0.001 | |
| 10/31/2011 | <0.001 | |
| 12/12/2011 | <0.001 | |
| 2/1/2012 | <0.001 | |
| 7/16/2012 | <0.001 | |
| 1/22/2013 | <0.001 | |
| 7/17/2013 | <0.001 | |
| 1/23/2014 | <0.001 | |
| 6/25/2014 | <0.001 | |
| 1/14/2015 | <0.001 | |
| 7/29/2015 | 0.00011 (J) | |
| 1/21/2016 | 0.00012 (J) | |
| 3/24/2016 | <0.001 | |
| 5/23/2016 | <0.001 | |
| 7/21/2016 | <0.001 | |
| 9/15/2016 | <0.001 | |
| 11/15/2016 | <0.001 | |
| 1/25/2017 | <0.001 | |
| 3/22/2017 | <0.001 | |
| 5/1/2017 | <0.001 | |
| 8/3/2017 | <0.001 | |
| 1/23/2018 | <0.001 | |
| 6/20/2018 | <0.001 | |
| 1/28/2019 | 6.1E-05 (J) | |
| 6/26/2019 | 0.00032 (J) | |
| 9/11/2019 | <0.001 | |
| 3/11/2020 | <0.001 | |
| 9/11/2020 | <0.001 | |
| 3/16/2021 | <0.001 | |
| 8/24/2021 | <0.001 | |
| 3/2/2022 | <0.001 | |
| 8/10/2022 | <0.001 | |
| 2/20/2023 | <0.001 | |
| 8/16/2023 | <0.001 | |
| 2/22/2024 | | <0.001 |
| 8/5/2024 | | <0.001 |
| 2/13/2025 | | <0.001 |
| 8/14/2025 | | <0.001 |

ND substitution: RL or RL/2 if <15% NDs.

# Mann-Whitney (Wilcoxon Rank Sum)

Constituent: Beryllium (mg/L) Analysis Run 3/31/2026 5:07 AM View: Mann-Whitney

Plant Wansley Client: Southern Company Data: Wansley Landfill

| | GWC-35 | GWC-35 |
|---|---|---|
| 9/16/2011 | <0.001 | |
| 10/31/2011 | <0.001 | |
| 12/12/2011 | <0.001 | |
| 2/1/2012 | <0.001 | |
| 7/16/2012 | <0.001 | |
| 1/22/2013 | <0.001 | |
| 7/2/2013 | <0.001 | |
| 1/21/2014 | <0.001 | |
| 6/25/2014 | <0.001 | |
| 1/14/2015 | <0.001 | |
| 7/28/2015 | 8.5E-05 (J) | |
| 1/21/2016 | 8.5E-05 (J) | |
| 3/24/2016 | <0.001 | |
| 5/23/2016 | <0.001 | |
| 7/21/2016 | <0.001 | |
| 9/15/2016 | <0.001 | |
| 11/15/2016 | <0.001 | |
| 1/26/2017 | <0.001 | |
| 3/22/2017 | <0.001 | |
| 5/2/2017 | <0.001 | |
| 8/3/2017 | <0.001 | |
| 1/23/2018 | <0.001 | |
| 6/19/2018 | <0.001 | |
| 1/21/2019 | <0.001 | |
| 6/26/2019 | 0.00022 (J) | |
| 9/12/2019 | <0.001 | |
| 3/11/2020 | <0.001 | |
| 9/11/2020 | 0.00024 (J) | |
| 3/16/2021 | <0.001 | |
| 8/18/2021 | <0.001 | |
| 3/2/2022 | <0.001 | |
| 8/15/2022 | <0.001 | |
| 2/20/2023 | <0.001 | |
| 8/16/2023 | <0.001 | |
| 2/22/2024 | | <0.001 |
| 8/5/2024 | | <0.001 |
| 2/18/2025 | | <0.001 |
| 8/14/2025 | | <0.001 |

ND substitution: RL or RL/2 if <15% NDs.

# Mann-Whitney (Wilcoxon Rank Sum)

Constituent: Cadmium (mg/L) Analysis Run 3/31/2026 5:07 AM View: Mann-Whitney

Plant Wansley Client: Southern Company Data: Wansley Landfill

| | GWA-1 | GWA-1 |
|---|---|---|
| 9/16/2011 | <0.0007 | |
| 10/27/2011 | <0.0007 | |
| 12/13/2011 | <0.0007 | |
| 1/31/2012 | <0.0007 | |
| 7/18/2012 | <0.0007 | |
| 1/24/2013 | <0.0007 | |
| 7/17/2013 | <0.0007 | |
| 1/21/2014 | <0.0007 | |
| 6/25/2014 | <0.0007 | |
| 1/14/2015 | <0.0007 | |
| 7/21/2015 | <0.0007 | |
| 1/21/2016 | <0.0007 | |
| 3/23/2016 | <0.0007 | |
| 5/20/2016 | <0.0007 | |
| 7/21/2016 | <0.0007 | |
| 9/15/2016 | <0.0007 | |
| 11/11/2016 | <0.0007 | |
| 1/19/2017 | <0.0007 | |
| 3/16/2017 | <0.0007 | |
| 4/28/2017 | <0.0007 | |
| 8/3/2017 | <0.0007 | |
| 1/19/2018 | <0.0007 | |
| 6/19/2018 | 0.0005 (J) | |
| 1/17/2019 | <0.0007 | |
| 6/24/2019 | <0.0007 | |
| 9/9/2019 | <0.0007 | |
| 3/10/2020 | <0.0007 | |
| 9/9/2020 | <0.0007 | |
| 3/15/2021 | <0.0007 | |
| 8/16/2021 | <0.0007 | |
| 2/28/2022 | <0.0007 | |
| 8/9/2022 | <0.0007 | |
| 2/14/2023 | 9E-05 (J) | |
| 8/9/2023 | <0.0007 | |
| 2/13/2024 | | <0.0007 |
| 7/30/2024 | | <0.0007 |
| 2/11/2025 | | <0.0007 |
| 8/12/2025 | | <0.0007 |

ND substitution: RL or RL/2 if <15% NDs.

# Mann-Whitney (Wilcoxon Rank Sum)

Constituent: Cadmium (mg/L) Analysis Run 3/31/2026 5:07 AM View: Mann-Whitney

Plant Wansley Client: Southern Company Data: Wansley Landfill

| | GWA-28 | GWA-28 |
|---|---|---|
| 9/16/2011 | <0.0007 | |
| 10/28/2011 | <0.0007 | |
| 12/12/2011 | <0.0007 | |
| 1/25/2012 | <0.0007 | |
| 7/16/2012 | <0.0007 | |
| 1/24/2013 | <0.0007 | |
| 7/23/2013 | <0.0007 | |
| 1/22/2014 | <0.0007 | |
| 7/1/2014 | <0.0007 | |
| 1/21/2015 | <0.0007 | |
| 7/21/2015 | <0.0007 | |
| 1/22/2016 | <0.0007 | |
| 3/22/2016 | <0.0007 | |
| 5/23/2016 | <0.0007 | |
| 7/25/2016 | <0.0007 | |
| 9/15/2016 | <0.0007 | |
| 11/9/2016 | <0.0007 | |
| 1/17/2017 | <0.0007 | |
| 3/16/2017 | <0.0007 | |
| 4/27/2017 | <0.0007 | |
| 8/1/2017 | <0.0007 | |
| 1/19/2018 | <0.0007 | |
| 6/19/2018 | <0.0007 | |
| 1/21/2019 | <0.0007 | |
| 6/25/2019 | <0.0007 | |
| 9/10/2019 | <0.0007 | |
| 3/10/2020 | <0.0007 | |
| 9/9/2020 | <0.0007 | |
| 3/15/2021 | <0.0007 | |
| 8/16/2021 | <0.0007 | |
| 3/1/2022 | <0.0007 | |
| 8/9/2022 | <0.0007 | |
| 2/14/2023 | 8E-05 (J) | |
| 8/9/2023 | <0.0007 | |
| 2/14/2024 | | <0.0007 |
| 7/29/2024 | | <0.0007 |
| 2/10/2025 | | <0.0007 |
| 8/12/2025 | | <0.0007 |

ND substitution: RL or RL/2 if <15% NDs.

# Mann-Whitney (Wilcoxon Rank Sum)

Constituent: Cadmium (mg/L) Analysis Run 3/31/2026 5:07 AM View: Mann-Whitney

Plant Wansley Client: Southern Company Data: Wansley Landfill

| | GWA-29 | GWA-29 |
|---|---|---|
| 9/17/2011 | <0.0007 | |
| 10/28/2011 | <0.0007 | |
| 12/12/2011 | <0.0007 | |
| 1/31/2012 | <0.0007 | |
| 7/17/2012 | <0.0007 | |
| 1/24/2013 | <0.0007 | |
| 7/24/2013 | <0.0007 | |
| 1/22/2014 | <0.0007 | |
| 7/8/2014 | <0.0007 | |
| 1/21/2015 | <0.0007 | |
| 7/22/2015 | <0.0007 | |
| 1/19/2016 | <0.0007 | |
| 3/22/2016 | <0.0007 | |
| 5/19/2016 | 0.000111 (J) | |
| 7/21/2016 | <0.0007 | |
| 1/17/2017 | <0.0007 | |
| 3/15/2017 | <0.0007 | |
| 4/27/2017 | <0.0007 | |
| 7/18/2017 | <0.0007 | |
| 8/1/2017 | <0.0007 | |
| 1/19/2018 | <0.0007 | |
| 6/19/2018 | <0.0007 | |
| 1/18/2019 | <0.0007 | |
| 6/25/2019 | <0.0007 | |
| 9/10/2019 | <0.0007 | |
| 3/10/2020 | <0.0007 | |
| 9/9/2020 | <0.0007 | |
| 3/15/2021 | <0.0007 | |
| 8/18/2021 | <0.0007 | |
| 3/2/2022 | <0.0007 | |
| 8/9/2022 | 8.5E-05 (J) | |
| 2/13/2023 | <0.0007 | |
| 8/8/2023 | <0.0007 | |
| 2/14/2024 | | <0.0007 |
| 7/30/2024 | | <0.0007 |
| 2/11/2025 | | <0.0007 |
| 8/12/2025 | | <0.0007 |

ND substitution: RL or RL/2 if <15% NDs.

# Mann-Whitney (Wilcoxon Rank Sum)

Constituent: Cadmium (mg/L) Analysis Run 3/31/2026 5:07 AM View: Mann-Whitney

Plant Wansley Client: Southern Company Data: Wansley Landfill

| | GWC-5 | GWC-5 |
|---|---|---|
| 8/31/2011 | <0.0007 | |
| 10/27/2011 | <0.0007 | |
| 12/5/2011 | <0.0007 | |
| 1/25/2012 | <0.0007 | |
| 7/18/2012 | <0.0007 | |
| 1/9/2013 | <0.0007 | |
| 7/17/2013 | <0.0007 | |
| 1/15/2014 | <0.0007 | |
| 6/25/2014 | <0.0007 | |
| 1/13/2015 | <0.0007 | |
| 7/24/2015 | <0.0007 | |
| 1/20/2016 | <0.0007 | |
| 3/28/2016 | <0.0007 | |
| 5/23/2016 | <0.0007 | |
| 7/21/2016 | <0.0007 | |
| 9/15/2016 | <0.0007 | |
| 11/15/2016 | <0.0007 | |
| 1/26/2017 | <0.0007 | |
| 3/22/2017 | <0.0007 | |
| 5/2/2017 | <0.0007 | |
| 8/3/2017 | <0.0007 | |
| 1/23/2018 | <0.0007 | |
| 6/25/2018 | <0.0007 | |
| 1/30/2019 | <0.0007 | |
| 6/26/2019 | <0.0007 | |
| 9/12/2019 | <0.0007 | |
| 3/16/2020 | <0.0007 | |
| 9/9/2020 | <0.0007 | |
| 3/17/2021 | <0.0007 | |
| 8/19/2021 | <0.0007 | |
| 3/2/2022 | <0.0007 | |
| 8/11/2022 | <0.0007 | |
| 2/20/2023 | <0.0007 | |
| 8/14/2023 | <0.0007 | |
| 2/14/2024 | | 0.0001 (J) |
| 7/31/2024 | | <0.0007 |
| 2/14/2025 | | <0.0007 |
| 8/18/2025 | | <0.0007 |

ND substitution: RL or RL/2 if <15% NDs.

# Mann-Whitney (Wilcoxon Rank Sum)

Constituent: Cadmium (mg/L) Analysis Run 3/31/2026 5:07 AM View: Mann-Whitney

Plant Wansley Client: Southern Company Data: Wansley Landfill

| | GWC-7 | GWC-7 |
|---|---|---|
| 9/7/2011 | <0.0007 | |
| 10/30/2011 | <0.0007 | |
| 12/5/2011 | <0.0007 | |
| 1/25/2012 | <0.0007 | |
| 7/18/2012 | <0.0007 | |
| 1/7/2013 | <0.0007 | |
| 7/9/2013 | <0.0007 | |
| 1/14/2014 | <0.0007 | |
| 6/24/2014 | <0.0007 | |
| 1/20/2015 | <0.0007 | |
| 7/27/2015 | <0.0007 | |
| 1/26/2016 | <0.0007 | |
| 3/29/2016 | <0.0007 | |
| 5/24/2016 | <0.0007 | |
| 7/22/2016 | <0.0007 | |
| 9/15/2016 | <0.0007 | |
| 11/16/2016 | <0.0007 | |
| 1/26/2017 | <0.0007 | |
| 3/22/2017 | <0.0007 | |
| 5/2/2017 | <0.0007 | |
| 8/4/2017 | <0.0007 | |
| 1/23/2018 | <0.0007 | |
| 6/25/2018 | <0.0007 | |
| 1/21/2019 | <0.0007 | |
| 6/25/2019 | <0.0007 | |
| 9/10/2019 | <0.0007 | |
| 3/12/2020 | <0.0007 | |
| 9/14/2020 | <0.0007 | |
| 3/16/2021 | <0.0007 | |
| 8/19/2021 | <0.0007 | |
| 3/2/2022 | <0.0007 | |
| 8/11/2022 | <0.0007 | |
| 2/21/2023 | 8.5E-05 (J) | |
| 8/9/2023 | <0.0007 | |
| 2/21/2024 | | <0.0007 |
| 8/1/2024 | | <0.0007 |
| 2/13/2025 | | <0.0007 |
| 8/18/2025 | | <0.0007 |

ND substitution: RL or RL/2 if <15% NDs.

# Mann-Whitney (Wilcoxon Rank Sum)

Constituent: Cadmium (mg/L) Analysis Run 3/31/2026 5:07 AM View: Mann-Whitney

Plant Wansley Client: Southern Company Data: Wansley Landfill

| | GWC-8 | GWC-8 |
|---|---|---|
| 9/7/2011 | <0.0007 | |
| 10/30/2011 | <0.0007 | |
| 12/5/2011 | <0.0007 | |
| 1/19/2012 | <0.0007 | |
| 7/18/2012 | <0.0007 | |
| 1/7/2013 | <0.0007 | |
| 7/9/2013 | <0.0007 | |
| 1/14/2014 | <0.0007 | |
| 6/24/2014 | <0.0007 | |
| 1/20/2015 | <0.0007 | |
| 7/27/2015 | <0.0007 | |
| 1/26/2016 | <0.0007 | |
| 3/29/2016 | <0.0007 | |
| 5/24/2016 | <0.0007 | |
| 7/26/2016 | <0.0007 | |
| 9/19/2016 | <0.0007 | |
| 11/16/2016 | <0.0007 | |
| 1/26/2017 | <0.0007 | |
| 3/23/2017 | <0.0007 | |
| 5/3/2017 | <0.0007 | |
| 8/7/2017 | <0.0007 | |
| 1/24/2018 | <0.0007 | |
| 6/21/2018 | <0.0007 | |
| 1/22/2019 | <0.0007 | |
| 6/25/2019 | <0.0007 | |
| 9/10/2019 | <0.0007 | |
| 3/12/2020 | 0.00032 (J) | |
| 9/14/2020 | <0.0007 | |
| 3/16/2021 | <0.0007 | |
| 8/20/2021 | <0.0007 | |
| 3/2/2022 | <0.0007 | |
| 8/11/2022 | <0.0007 | |
| 2/15/2023 | <0.0007 | |
| 8/9/2023 | <0.0007 | |
| 2/21/2024 | | <0.0007 |
| 7/30/2024 | | <0.0007 |
| 2/13/2025 | | <0.0007 |
| 8/13/2025 | | <0.0007 |

ND substitution: RL or RL/2 if <15% NDs.

# Mann-Whitney (Wilcoxon Rank Sum)

Constituent: Cadmium (mg/L) Analysis Run 3/31/2026 5:07 AM View: Mann-Whitney

Plant Wansley Client: Southern Company Data: Wansley Landfill

| | GWC-9 | GWC-9 |
|---|---|---|
| 9/7/2011 | <0.0025 | |
| 10/30/2011 | <0.0025 | |
| 12/4/2011 | <0.0025 | |
| 1/19/2012 | <0.0025 | |
| 7/18/2012 | <0.0025 | |
| 1/8/2013 | <0.0025 | |
| 7/9/2013 | <0.0025 | |
| 1/14/2014 | <0.0025 | |
| 6/24/2014 | <0.0025 | |
| 1/20/2015 | <0.0025 | |
| 7/27/2015 | <0.0025 | |
| 1/26/2016 | <0.0025 | |
| 3/29/2016 | <0.0025 | |
| 5/24/2016 | <0.0025 | |
| 7/25/2016 | <0.0025 | |
| 9/19/2016 | <0.0025 | |
| 11/16/2016 | <0.0025 | |
| 1/31/2017 | <0.0025 | |
| 3/23/2017 | <0.0025 | |
| 5/2/2017 | <0.0025 | |
| 8/7/2017 | <0.0025 | |
| 1/24/2018 | <0.0025 | |
| 6/21/2018 | <0.0025 | |
| 1/22/2019 | <0.0025 | |
| 6/25/2019 | <0.0025 | |
| 9/16/2019 | <0.0025 | |
| 3/16/2020 | <0.0025 | |
| 9/11/2020 | <0.0025 | |
| 3/16/2021 | <0.0025 | |
| 8/25/2021 | <0.0025 | |
| 3/9/2022 | <0.0025 | |
| 8/16/2022 | 9.5E-05 (J) | |
| 2/15/2023 | <0.0025 | |
| 8/9/2023 | <0.0025 | |
| 2/19/2024 | | <0.0025 |
| 7/31/2024 | | 0.00032 (J) |
| 2/18/2025 | | <0.0025 |
| 8/13/2025 | | 0.00043 (J) |

ND substitution: RL or RL/2 if <15% NDs.

# Mann-Whitney (Wilcoxon Rank Sum)

Constituent: Cadmium (mg/L) Analysis Run 3/31/2026 5:07 AM View: Mann-Whitney

Plant Wansley Client: Southern Company Data: Wansley Landfill

| | GWC-10 | GWC-10 |
|---|---|---|
| 1/25/2016 | <0.0007 | |
| 3/30/2016 | <0.0007 | |
| 5/25/2016 | <0.0007 | |
| 7/27/2016 | <0.0007 | |
| 9/16/2016 | <0.0007 | |
| 11/17/2016 | <0.0007 | |
| 2/1/2017 | <0.0007 | |
| 3/24/2017 | <0.0007 | |
| 5/3/2017 | <0.0007 | |
| 8/8/2017 | <0.0007 | |
| 1/25/2018 | <0.0007 | |
| 6/21/2018 | <0.0007 | |
| 1/31/2019 | <0.0007 | |
| 6/26/2019 | <0.0007 | |
| 9/17/2019 | <0.0007 | |
| 3/17/2020 | <0.0007 | |
| 9/10/2020 | <0.0007 | |
| 3/18/2021 | <0.0007 | |
| 8/20/2021 | <0.0007 | |
| 3/8/2022 | <0.0007 | |
| 8/16/2022 | <0.0007 | |
| 2/15/2023 | <0.0007 | |
| 8/10/2023 | <0.0007 | |
| 2/20/2024 | | 8E-05 (J) |
| 7/31/2024 | | <0.0007 |
| 2/19/2025 | | <0.0007 |
| 8/19/2025 | | <0.0007 |

ND substitution: RL or RL/2 if <15% NDs.

# Mann-Whitney (Wilcoxon Rank Sum)

Constituent: Cadmium (mg/L) Analysis Run 3/31/2026 5:07 AM View: Mann-Whitney

Plant Wansley Client: Southern Company Data: Wansley Landfill

| | GWC-11 | GWC-11 |
|---|---|---|
| 9/13/2011 | <0.0007 | |
| 10/28/2011 | <0.0007 | |
| 12/4/2011 | <0.0007 | |
| 2/9/2012 | <0.0007 | |
| 7/18/2012 | <0.0007 | |
| 1/8/2013 | <0.0007 | |
| 7/9/2013 | <0.0007 | |
| 1/15/2014 | <0.0007 | |
| 6/25/2014 | <0.0007 | |
| 1/21/2015 | 0.0014 | |
| 7/28/2015 | 0.0022 | |
| 1/26/2016 | <0.0007 | |
| 3/29/2016 | <0.0007 | |
| 5/25/2016 | <0.0007 | |
| 7/25/2016 | <0.0007 | |
| 9/19/2016 | <0.0007 | |
| 11/16/2016 | <0.0007 | |
| 1/31/2017 | <0.0007 | |
| 3/23/2017 | <0.0007 | |
| 5/2/2017 | <0.0007 | |
| 8/7/2017 | <0.0007 | |
| 1/24/2018 | <0.0007 | |
| 6/20/2018 | <0.0007 | |
| 1/24/2019 | <0.0007 | |
| 6/26/2019 | <0.0007 | |
| 9/16/2019 | <0.0007 | |
| 3/16/2020 | 0.00033 (J) | |
| 9/10/2020 | <0.0007 | |
| 3/17/2021 | <0.0007 | |
| 8/23/2021 | <0.0007 | |
| 3/7/2022 | <0.0007 | |
| 8/15/2022 | <0.0007 | |
| 2/21/2023 | <0.0007 | |
| 8/14/2023 | <0.0007 | |
| 2/14/2024 | | <0.0007 |
| 8/6/2024 | | <0.0007 |
| 2/18/2025 | | <0.0007 |
| 8/18/2025 | | <0.0007 |

ND substitution: RL or RL/2 if <15% NDs.

# Mann-Whitney (Wilcoxon Rank Sum)

Constituent: Cadmium (mg/L) Analysis Run 3/31/2026 5:07 AM View: Mann-Whitney

Plant Wansley Client: Southern Company Data: Wansley Landfill

| | GWC-13 | GWC-13 |
|---|---|---|
| 9/13/2011 | <0.0007 | |
| 10/28/2011 | <0.0007 | |
| 12/4/2011 | <0.0007 | |
| 1/24/2012 | <0.0007 | |
| 7/11/2012 | <0.0007 | |
| 1/8/2013 | <0.0007 | |
| 7/10/2013 | <0.0007 | |
| 1/21/2014 | <0.0007 | |
| 7/1/2014 | <0.0007 | |
| 1/21/2015 | <0.0007 | |
| 7/28/2015 | <0.0007 | |
| 1/27/2016 | <0.0007 | |
| 3/29/2016 | <0.0007 | |
| 5/25/2016 | <0.0007 | |
| 7/26/2016 | <0.0007 | |
| 9/15/2016 | <0.0007 | |
| 11/17/2016 | <0.0007 | |
| 1/31/2017 | <0.0007 | |
| 3/23/2017 | <0.0007 | |
| 5/3/2017 | <0.0007 | |
| 8/4/2017 | <0.0007 | |
| 1/25/2018 | <0.0007 | |
| 6/20/2018 | <0.0007 | |
| 1/22/2019 | <0.0007 | |
| 6/25/2019 | <0.0007 | |
| 9/12/2019 | <0.0007 | |
| 3/12/2020 | <0.0007 | |
| 9/10/2020 | <0.0007 | |
| 3/17/2021 | <0.0007 | |
| 8/23/2021 | <0.0007 | |
| 3/8/2022 | <0.0007 | |
| 8/15/2022 | 0.0001 (J) | |
| 2/21/2023 | <0.0007 | |
| 8/16/2023 | <0.0007 | |
| 2/19/2024 | | 0.00026 (J) |
| 8/5/2024 | | <0.0007 |
| 2/18/2025 | | <0.0007 |
| 8/19/2025 | | <0.0007 |

ND substitution: RL or RL/2 if <15% NDs.

# Mann-Whitney (Wilcoxon Rank Sum)

Constituent: Cadmium (mg/L) Analysis Run 3/31/2026 5:07 AM View: Mann-Whitney

Plant Wansley Client: Southern Company Data: Wansley Landfill

| | GWC-14 | GWC-14 |
|---|---|---|
| 9/13/2011 | <0.0025 | |
| 10/27/2011 | <0.0025 | |
| 12/3/2011 | <0.0025 | |
| 1/24/2012 | <0.0025 | |
| 7/11/2012 | <0.0025 | |
| 1/8/2013 | <0.0025 | |
| 7/10/2013 | <0.0025 | |
| 1/21/2014 | <0.0025 | |
| 7/1/2014 | <0.0025 | |
| 1/14/2015 | <0.0025 | |
| 7/22/2015 | 0.00028 (J) | |
| 1/27/2016 | <0.0025 | |
| 3/30/2016 | 0.000222 (J) | |
| 5/25/2016 | 0.000327 (J) | |
| 7/26/2016 | <0.0025 | |
| 9/15/2016 | 0.00053 (J) | |
| 11/17/2016 | <0.0025 | |
| 2/1/2017 | <0.0025 | |
| 3/23/2017 | <0.0025 | |
| 5/3/2017 | <0.0025 | |
| 8/7/2017 | 0.00051 (J) | |
| 1/25/2018 | <0.0025 | |
| 6/20/2018 | 0.00047 (J) | |
| 1/22/2019 | 0.00021 (J) | |
| 6/25/2019 | 0.00021 (J) | |
| 9/12/2019 | 0.00052 (J) | |
| 3/17/2020 | 0.00036 (J) | |
| 9/10/2020 | 0.00043 (J) | |
| 3/17/2021 | 0.00043 (J) | |
| 8/23/2021 | <0.0025 | |
| 3/7/2022 | <0.0025 | |
| 8/16/2022 | 0.00045 (J) | |
| 2/17/2023 | 0.00011 (J) | |
| 8/14/2023 | <0.0025 | |
| 2/19/2024 | | 0.0001 (J) |
| 8/6/2024 | | 0.00037 (J) |
| 2/17/2025 | | <0.0025 |
| 8/19/2025 | | 0.00036 (J) |

ND substitution: RL or RL/2 if <15% NDs.

# Mann-Whitney (Wilcoxon Rank Sum)

Constituent: Cadmium (mg/L) Analysis Run 3/31/2026 5:07 AM View: Mann-Whitney

Plant Wansley Client: Southern Company Data: Wansley Landfill

| | GWC-17 | GWC-17 |
|---|---|---|
| 8/30/2011 | <0.0007 | |
| 10/26/2011 | <0.0007 | |
| 12/3/2011 | <0.0007 | |
| 1/25/2012 | <0.0007 | |
| 7/11/2012 | <0.0007 | |
| 1/8/2013 | <0.0007 | |
| 7/16/2013 | <0.0007 | |
| 1/14/2014 | <0.0007 | |
| 6/25/2014 | <0.0007 | |
| 1/14/2015 | <0.0007 | |
| 7/28/2015 | <0.0007 | |
| 1/27/2016 | <0.0007 | |
| 3/30/2016 | <0.0007 | |
| 5/25/2016 | <0.0007 | |
| 7/27/2016 | <0.0007 | |
| 9/19/2016 | <0.0007 | |
| 11/17/2016 | <0.0007 | |
| 2/1/2017 | <0.0007 | |
| 3/24/2017 | <0.0007 | |
| 5/3/2017 | <0.0007 | |
| 8/7/2017 | <0.0007 | |
| 1/25/2018 | <0.0007 | |
| 6/26/2018 | <0.0007 | |
| 1/24/2019 | <0.0007 | |
| 6/25/2019 | <0.0007 | |
| 9/11/2019 | <0.0007 | |
| 3/17/2020 | <0.0007 | |
| 9/14/2020 | <0.0007 | |
| 3/16/2021 | <0.0007 | |
| 8/20/2021 | <0.0007 | |
| 3/8/2022 | <0.0007 | |
| 8/11/2022 | <0.0007 | |
| 2/20/2023 | <0.0007 | |
| 8/10/2023 | <0.0007 | |
| 2/20/2024 | | 0.00026 (J) |
| 8/7/2024 | | <0.0007 |
| 2/13/2025 | | <0.0007 |
| 8/13/2025 | | <0.0007 |

ND substitution: RL or RL/2 if <15% NDs.

# Mann-Whitney (Wilcoxon Rank Sum)

Constituent: Cadmium (mg/L) Analysis Run 3/31/2026 5:07 AM View: Mann-Whitney

Plant Wansley Client: Southern Company Data: Wansley Landfill

| | GWC-19 | GWC-19 |
|---|---|---|
| 8/30/2011 | <0.0007 | |
| 10/26/2011 | <0.0007 | |
| 12/3/2011 | <0.0007 | |
| 2/8/2012 | <0.0007 | |
| 7/11/2012 | <0.0007 | |
| 1/8/2013 | <0.0007 | |
| 7/16/2013 | <0.0007 | |
| 1/21/2014 | <0.0007 | |
| 6/24/2014 | <0.0007 | |
| 1/13/2015 | <0.0007 | |
| 7/23/2015 | <0.0007 | |
| 1/27/2016 | <0.0007 | |
| 3/30/2016 | <0.0007 | |
| 5/26/2016 | <0.0007 | |
| 7/25/2016 | <0.0007 | |
| 9/19/2016 | <0.0007 | |
| 11/17/2016 | <0.0007 | |
| 2/2/2017 | <0.0007 | |
| 3/24/2017 | <0.0007 | |
| 5/3/2017 | <0.0007 | |
| 8/7/2017 | <0.0007 | |
| 1/25/2018 | <0.0007 | |
| 6/21/2018 | <0.0007 | |
| 1/28/2019 | <0.0007 | |
| 6/26/2019 | <0.0007 | |
| 9/12/2019 | <0.0007 | |
| 3/18/2020 | <0.0007 | |
| 9/15/2020 | <0.0007 | |
| 3/17/2021 | <0.0007 | |
| 8/24/2021 | <0.0007 | |
| 3/8/2022 | 0.00097 (J) | |
| 8/11/2022 | <0.0007 | |
| 2/21/2023 | <0.0007 | |
| 8/9/2023 | <0.0007 | |
| 2/21/2024 | | <0.0007 |
| 8/6/2024 | | <0.0007 |
| 2/14/2025 | | <0.0007 |
| 8/13/2025 | | <0.0007 |

ND substitution: RL or RL/2 if <15% NDs.

# Mann-Whitney (Wilcoxon Rank Sum)

Constituent: Cadmium (mg/L) Analysis Run 3/31/2026 5:07 AM View: Mann-Whitney

Plant Wansley Client: Southern Company Data: Wansley Landfill

| | GWC-21 | GWC-21 |
|---|---|---|
| 8/31/2011 | <0.0007 | |
| 10/27/2011 | <0.0007 | |
| 12/4/2011 | <0.0007 | |
| 2/8/2012 | <0.0007 | |
| 7/17/2012 | <0.0007 | |
| 1/9/2013 | <0.0007 | |
| 7/16/2013 | <0.0007 | |
| 1/21/2014 | 0.00029 (J) | |
| 6/24/2014 | <0.0007 | |
| 1/13/2015 | <0.0007 | |
| 7/23/2015 | <0.0007 | |
| 1/26/2016 | <0.0007 | |
| 3/30/2016 | <0.0007 | |
| 5/26/2016 | <0.0007 | |
| 7/26/2016 | <0.0007 | |
| 9/20/2016 | <0.0007 | |
| 11/17/2016 | <0.0007 | |
| 2/2/2017 | <0.0007 | |
| 3/28/2017 | <0.0007 | |
| 5/4/2017 | <0.0007 | |
| 8/7/2017 | <0.0007 | |
| 1/26/2018 | <0.0007 | |
| 6/20/2018 | <0.0007 | |
| 1/24/2019 | <0.0007 | |
| 6/25/2019 | <0.0007 | |
| 9/11/2019 | 0.00018 (J) | |
| 3/18/2020 | <0.0007 | |
| 9/15/2020 | <0.0007 | |
| 3/16/2021 | 0.00025 (J) | |
| 8/19/2021 | <0.0007 | |
| 3/7/2022 | <0.0007 | |
| 8/16/2022 | 9.5E-05 (J) | |
| 2/21/2023 | 0.00012 (J) | |
| 8/9/2023 | 8.5E-05 (J) | |
| 2/19/2024 | | <0.0007 |
| 7/30/2024 | | 0.0001 (J) |
| 2/11/2025 | | <0.0007 |
| 8/12/2025 | | <0.0007 |

ND substitution: RL or RL/2 if <15% NDs.

# Mann-Whitney (Wilcoxon Rank Sum)

Constituent: Cadmium (mg/L) Analysis Run 3/31/2026 5:07 AM View: Mann-Whitney

Plant Wansley Client: Southern Company Data: Wansley Landfill

| | GWC-22 | GWC-22 |
|---|---|---|
| 9/15/2011 | <0.0007 | |
| 10/29/2011 | <0.0007 | |
| 12/13/2011 | <0.0007 | |
| 1/25/2012 | <0.0007 | |
| 7/18/2012 | <0.0007 | |
| 1/22/2013 | <0.0007 | |
| 7/16/2013 | <0.0007 | |
| 1/21/2014 | <0.0007 | |
| 6/25/2014 | <0.0007 | |
| 1/14/2015 | <0.0007 | |
| 7/23/2015 | <0.0007 | |
| 1/26/2016 | <0.0007 | |
| 3/31/2016 | <0.0007 | |
| 5/26/2016 | <0.0007 | |
| 7/26/2016 | <0.0007 | |
| 9/20/2016 | <0.0007 | |
| 11/17/2016 | <0.0007 | |
| 2/3/2017 | <0.0007 | |
| 3/28/2017 | <0.0007 | |
| 5/3/2017 | <0.0007 | |
| 8/8/2017 | <0.0007 | |
| 1/25/2018 | <0.0007 | |
| 6/20/2018 | <0.0007 | |
| 1/24/2019 | <0.0007 | |
| 6/25/2019 | 0.00057 (J) | |
| 9/10/2019 | 0.00046 (J) | |
| 3/18/2020 | 0.00062 (J) | |
| 9/10/2020 | <0.0007 | |
| 3/15/2021 | <0.0007 | |
| 8/19/2021 | <0.0007 | |
| 3/8/2022 | <0.0007 | |
| 8/17/2022 | <0.0007 | |
| 2/14/2023 | 9E-05 (J) | |
| 8/14/2023 | <0.0007 | |
| 2/14/2024 | | 0.00024 (J) |
| 8/6/2024 | | <0.0007 |
| 2/11/2025 | | <0.0007 |
| 8/12/2025 | | <0.0007 |

ND substitution: RL or RL/2 if <15% NDs.

# Mann-Whitney (Wilcoxon Rank Sum)

Constituent: Cadmium (mg/L) Analysis Run 3/31/2026 5:07 AM View: Mann-Whitney

Plant Wansley Client: Southern Company Data: Wansley Landfill

| | GWC-24 | GWC-24 |
|---|---|---|
| 7/8/2014 | <0.0007 | |
| 7/31/2015 | <0.0007 | |
| 1/20/2016 | <0.0007 | |
| 3/30/2016 | 0.000124 (J) | |
| 5/25/2016 | <0.0007 | |
| 7/27/2016 | <0.0007 | |
| 9/16/2016 | <0.0007 | |
| 11/18/2016 | <0.0007 | |
| 2/3/2017 | 0.0021 (J) | |
| 3/29/2017 | <0.0007 | |
| 5/4/2017 | <0.0007 | |
| 8/8/2017 | <0.0007 | |
| 1/25/2018 | <0.0007 | |
| 6/27/2018 | <0.0007 | |
| 1/31/2019 | <0.0007 | |
| 6/26/2019 | <0.0007 | |
| 9/11/2019 | <0.0007 | |
| 3/12/2020 | <0.0007 | |
| 9/15/2020 | <0.0007 | |
| 3/18/2021 | <0.0007 | |
| 8/19/2021 | <0.0007 | |
| 3/10/2022 | <0.0007 | |
| 8/18/2022 | <0.0007 | |
| 2/16/2023 | 8E-05 (J) | |
| 8/16/2023 | <0.0007 | |
| 2/22/2024 | | <0.0007 |
| 8/6/2024 | | <0.0007 |
| 2/14/2025 | | <0.0007 |
| 8/14/2025 | | <0.0007 |

ND substitution: RL or RL/2 if <15% NDs.

# Mann-Whitney (Wilcoxon Rank Sum)

Constituent: Cadmium (mg/L) Analysis Run 3/31/2026 5:07 AM View: Mann-Whitney

Plant Wansley Client: Southern Company Data: Wansley Landfill

| | GWC-25 | GWC-25 |
|---|---|---|
| 9/17/2011 | <0.0007 | |
| 10/31/2011 | <0.0007 | |
| 12/14/2011 | <0.0007 | |
| 2/7/2012 | <0.0007 | |
| 7/17/2012 | <0.0007 | |
| 7/24/2013 | <0.0007 | |
| 1/23/2014 | <0.0007 | |
| 7/8/2014 | <0.0007 | |
| 1/21/2015 | <0.0007 | |
| 7/30/2015 | <0.0007 | |
| 1/21/2016 | <0.0007 | |
| 3/28/2016 | <0.0007 | |
| 5/25/2016 | <0.0007 | |
| 7/27/2016 | <0.0007 | |
| 9/19/2016 | <0.0007 | |
| 11/15/2016 | <0.0007 | |
| 1/24/2017 | <0.0007 | |
| 3/23/2017 | <0.0007 | |
| 5/2/2017 | <0.0007 | |
| 8/3/2017 | <0.0007 | |
| 1/25/2018 | <0.0007 | |
| 6/27/2018 | <0.0007 | |
| 1/24/2019 | <0.0007 | |
| 6/25/2019 | <0.0007 | |
| 9/11/2019 | 0.0002 (J) | |
| 3/12/2020 | <0.0007 | |
| 9/14/2020 | <0.0007 | |
| 3/17/2021 | <0.0007 | |
| 8/19/2021 | <0.0007 | |
| 3/8/2022 | <0.0007 | |
| 8/10/2022 | <0.0007 | |
| 2/21/2023 | <0.0007 | |
| 8/15/2023 | <0.0007 | |
| 2/21/2024 | | <0.0007 |
| 8/1/2024 | | <0.0007 |
| 2/14/2025 | | <0.0007 |
| 8/13/2025 | | <0.0007 |

ND substitution: RL or RL/2 if <15% NDs.

# Mann-Whitney (Wilcoxon Rank Sum)

Constituent: Cadmium (mg/L) Analysis Run 3/31/2026 5:07 AM View: Mann-Whitney

Plant Wansley Client: Southern Company Data: Wansley Landfill

| | GWC-30 | GWC-30 |
|---|---|---|
| 9/15/2011 | <0.0007 | |
| 10/28/2011 | <0.0007 | |
| 12/13/2011 | <0.0007 | |
| 2/8/2012 | <0.0007 | |
| 7/18/2012 | <0.0007 | |
| 1/24/2013 | <0.0007 | |
| 7/24/2013 | <0.0007 | |
| 1/23/2014 | <0.0007 | |
| 7/1/2014 | <0.0007 | |
| 1/20/2015 | <0.0007 | |
| 7/30/2015 | <0.0007 | |
| 1/19/2016 | <0.0007 | |
| 3/23/2016 | <0.0007 | |
| 5/20/2016 | <0.0007 | |
| 7/21/2016 | <0.0007 | |
| 9/20/2016 | <0.0007 | |
| 11/14/2016 | <0.0007 | |
| 1/24/2017 | <0.0007 | |
| 3/17/2017 | <0.0007 | |
| 5/1/2017 | <0.0007 | |
| 8/4/2017 | <0.0007 | |
| 1/24/2018 | <0.0007 | |
| 6/21/2018 | <0.0007 | |
| 1/30/2019 | <0.0007 | |
| 6/27/2019 | <0.0007 | |
| 9/10/2019 | <0.0007 | |
| 3/11/2020 | <0.0007 | |
| 9/10/2020 | <0.0007 | |
| 3/18/2021 | <0.0007 | |
| 8/23/2021 | <0.0007 | |
| 3/2/2022 | <0.0007 | |
| 8/10/2022 | <0.0007 | |
| 2/14/2023 | <0.0007 | |
| 8/16/2023 | <0.0007 | |
| 2/21/2024 | | <0.0007 |
| 8/5/2024 | | 9.5E-05 (J) |
| 2/13/2025 | | <0.0007 |
| 8/14/2025 | | <0.0007 |

ND substitution: RL or RL/2 if <15% NDs.

# Mann-Whitney (Wilcoxon Rank Sum)

Constituent: Cadmium (mg/L) Analysis Run 3/31/2026 5:07 AM View: Mann-Whitney

Plant Wansley Client: Southern Company Data: Wansley Landfill

| | GWC-31 | GWC-31 |
|---|---|---|
| 9/17/2011 | <0.0007 | |
| 10/31/2011 | <0.0007 | |
| 2/7/2012 | <0.0007 | |
| 1/23/2013 | <0.0007 | |
| 1/23/2014 | <0.0007 | |
| 7/1/2014 | <0.0007 | |
| 1/21/2015 | <0.0007 | |
| 1/25/2016 | <0.0007 | |
| 3/30/2016 | <0.0007 | |
| 5/25/2016 | <0.0007 | |
| 7/27/2016 | <0.0007 | |
| 1/25/2017 | <0.0007 | |
| 3/23/2017 | <0.0007 | |
| 5/2/2017 | <0.0007 | |
| 7/19/2017 | <0.0007 | |
| 8/4/2017 | <0.0007 | |
| 1/23/2018 | <0.0007 | |
| 6/27/2018 | <0.0007 | |
| 1/31/2019 | <0.0007 | |
| 6/26/2019 | <0.0007 | |
| 9/11/2019 | <0.0007 | |
| 3/17/2020 | <0.0007 | |
| 9/11/2020 | <0.0007 | |
| 3/16/2021 | <0.0007 | |
| 8/25/2021 | <0.0007 | |
| 3/10/2022 | <0.0007 | |
| 8/16/2022 | <0.0007 | |
| 2/22/2023 | 8E-05 (J) | |
| 8/16/2023 | <0.0007 | |
| 2/21/2024 | | <0.0007 |
| 8/2/2024 | | 9.5E-05 (J) |
| 2/18/2025 | | <0.0007 |
| 8/15/2025 | | <0.0007 |

ND substitution: RL or RL/2 if <15% NDs.

# Mann-Whitney (Wilcoxon Rank Sum)

Constituent: Cadmium (mg/L) Analysis Run 3/31/2026 5:07 AM View: Mann-Whitney

Plant Wansley Client: Southern Company Data: Wansley Landfill

| | GWC-34 | GWC-34 |
|---|---|---|
| 9/16/2011 | <0.0007 | |
| 10/31/2011 | <0.0007 | |
| 12/12/2011 | <0.0007 | |
| 2/1/2012 | <0.0007 | |
| 7/16/2012 | <0.0007 | |
| 1/22/2013 | <0.0007 | |
| 7/17/2013 | <0.0007 | |
| 1/23/2014 | <0.0007 | |
| 6/25/2014 | <0.0007 | |
| 1/14/2015 | <0.0007 | |
| 7/29/2015 | <0.0007 | |
| 1/21/2016 | <0.0007 | |
| 3/24/2016 | <0.0007 | |
| 5/23/2016 | <0.0007 | |
| 7/21/2016 | <0.0007 | |
| 9/15/2016 | <0.0007 | |
| 11/15/2016 | <0.0007 | |
| 1/25/2017 | <0.0007 | |
| 3/22/2017 | <0.0007 | |
| 5/1/2017 | <0.0007 | |
| 8/3/2017 | <0.0007 | |
| 1/23/2018 | <0.0007 | |
| 6/20/2018 | <0.0007 | |
| 1/28/2019 | <0.0007 | |
| 6/26/2019 | <0.0007 | |
| 9/11/2019 | <0.0007 | |
| 3/11/2020 | <0.0007 | |
| 9/11/2020 | <0.0007 | |
| 3/16/2021 | <0.0007 | |
| 8/24/2021 | <0.0007 | |
| 3/2/2022 | <0.0007 | |
| 8/10/2022 | 0.00016 (J) | |
| 2/20/2023 | 0.00014 (J) | |
| 8/16/2023 | <0.0007 | |
| 2/22/2024 | | 0.0002 (J) |
| 8/5/2024 | | <0.0007 |
| 2/13/2025 | | <0.0007 |
| 8/14/2025 | | <0.0007 |

ND substitution: RL or RL/2 if <15% NDs.

# Mann-Whitney (Wilcoxon Rank Sum)

Constituent: Chromium (mg/L) Analysis Run 3/31/2026 5:07 AM View: Mann-Whitney

Plant Wansley Client: Southern Company Data: Wansley Landfill

| | GWA-1 | GWA-1 |
|---|---|---|
| 9/16/2011 | 0.0015 | |
| 10/27/2011 | <0.005 | |
| 12/13/2011 | <0.005 | |
| 1/31/2012 | <0.005 | |
| 7/18/2012 | <0.005 | |
| 1/24/2013 | <0.005 | |
| 7/17/2013 | <0.005 | |
| 1/21/2014 | <0.005 | |
| 6/25/2014 | <0.005 | |
| 1/14/2015 | <0.005 | |
| 7/21/2015 | <0.005 | |
| 1/21/2016 | <0.005 | |
| 3/23/2016 | <0.005 | |
| 5/20/2016 | <0.005 | |
| 7/21/2016 | <0.005 | |
| 9/15/2016 | <0.005 | |
| 11/11/2016 | <0.005 | |
| 1/19/2017 | <0.005 | |
| 3/16/2017 | <0.005 | |
| 4/28/2017 | <0.005 | |
| 8/3/2017 | <0.005 | |
| 1/19/2018 | <0.005 | |
| 6/19/2018 | <0.005 | |
| 1/17/2019 | 0.0012 (J) | |
| 6/24/2019 | 0.0042 | |
| 9/9/2019 | 0.0017 (J) | |
| 3/10/2020 | <0.005 | |
| 9/9/2020 | <0.005 | |
| 3/15/2021 | <0.005 | |
| 8/16/2021 | <0.005 | |
| 2/28/2022 | <0.005 | |
| 8/9/2022 | <0.005 | |
| 2/14/2023 | <0.005 | |
| 8/9/2023 | <0.005 | |
| 2/13/2024 | | <0.005 |
| 7/30/2024 | | <0.005 |
| 2/11/2025 | | <0.005 |
| 8/12/2025 | | <0.005 |

ND substitution: RL or RL/2 if <15% NDs.

# Mann-Whitney (Wilcoxon Rank Sum)

Constituent: Chromium (mg/L) Analysis Run 3/31/2026 5:07 AM View: Mann-Whitney

Plant Wansley Client: Southern Company Data: Wansley Landfill

| | GWA-2 | GWA-2 |
|---|---|---|
| 9/17/2011 | <0.005 | |
| 10/27/2011 | <0.005 | |
| 12/14/2011 | <0.005 | |
| 2/7/2012 | <0.005 | |
| 7/23/2012 | <0.005 | |
| 1/23/2013 | <0.005 | |
| 7/24/2013 | <0.005 | |
| 1/22/2014 | <0.005 | |
| 7/1/2014 | <0.005 | |
| 1/22/2015 | <0.005 | |
| 7/22/2015 | <0.005 | |
| 1/20/2016 | <0.005 | |
| 3/23/2016 | <0.005 | |
| 5/24/2016 | <0.005 | |
| 7/26/2016 | <0.005 | |
| 9/16/2016 | 0.0019 (J) | |
| 11/10/2016 | <0.005 | |
| 1/19/2017 | <0.005 | |
| 3/17/2017 | <0.005 | |
| 4/28/2017 | <0.005 | |
| 8/2/2017 | <0.005 | |
| 1/19/2018 | <0.005 | |
| 6/19/2018 | 0.0011 (J) | |
| 1/17/2019 | 0.0016 (J) | |
| 6/24/2019 | 0.0022 | |
| 9/10/2019 | 0.0019 (J) | |
| 3/10/2020 | <0.005 | |
| 9/10/2020 | <0.005 | |
| 3/15/2021 | <0.005 | |
| 8/18/2021 | <0.005 | |
| 3/1/2022 | <0.005 | |
| 8/9/2022 | <0.005 | |
| 2/14/2023 | <0.005 | |
| 8/9/2023 | <0.005 | |
| 2/14/2024 | | <0.005 |
| 7/30/2024 | | <0.005 |
| 2/11/2025 | | <0.005 |
| 8/12/2025 | | <0.005 |

ND substitution: RL or RL/2 if <15% NDs.

# Mann-Whitney (Wilcoxon Rank Sum)

Constituent: Chromium (mg/L) Analysis Run 3/31/2026 5:07 AM View: Mann-Whitney

Plant Wansley Client: Southern Company Data: Wansley Landfill

| | GWA-4 | GWA-4 |
|---|---|---|
| 8/31/2011 | 0.0014 | |
| 10/27/2011 | <0.005 | |
| 12/14/2011 | <0.005 | |
| 2/1/2012 | <0.005 | |
| 7/23/2012 | 0.0014 | |
| 1/23/2013 | <0.005 | |
| 7/17/2013 | <0.005 | |
| 1/15/2014 | <0.005 | |
| 6/25/2014 | <0.005 | |
| 1/14/2015 | <0.005 | |
| 7/21/2015 | <0.005 | |
| 1/20/2016 | <0.005 | |
| 3/23/2016 | <0.005 | |
| 5/19/2016 | <0.005 | |
| 7/21/2016 | <0.005 | |
| 9/14/2016 | <0.005 | |
| 11/10/2016 | <0.005 | |
| 1/17/2017 | <0.005 | |
| 3/16/2017 | <0.005 | |
| 4/27/2017 | <0.005 | |
| 8/2/2017 | <0.005 | |
| 1/22/2018 | <0.005 | |
| 6/19/2018 | <0.005 | |
| 1/17/2019 | 0.0013 (J) | |
| 6/24/2019 | 0.0022 | |
| 9/10/2019 | <0.005 | |
| 3/10/2020 | <0.005 | |
| 9/9/2020 | <0.005 | |
| 3/15/2021 | <0.005 | |
| 8/18/2021 | <0.005 | |
| 3/1/2022 | <0.005 | |
| 8/9/2022 | <0.005 | |
| 2/14/2023 | <0.005 | |
| 8/9/2023 | <0.005 | |
| 2/14/2024 | | <0.005 |
| 7/29/2024 | | <0.005 |
| 2/10/2025 | | <0.005 |
| 8/12/2025 | | <0.005 |

ND substitution: RL or RL/2 if <15% NDs.

# Mann-Whitney (Wilcoxon Rank Sum)

Constituent: Chromium (mg/L) Analysis Run 3/31/2026 5:07 AM View: Mann-Whitney

Plant Wansley Client: Southern Company Data: Wansley Landfill

| | GWA-28 | GWA-28 |
|---|---|---|
| 9/16/2011 | <0.005 | |
| 10/28/2011 | <0.005 | |
| 12/12/2011 | <0.005 | |
| 1/25/2012 | <0.005 | |
| 7/16/2012 | <0.005 | |
| 1/24/2013 | <0.005 | |
| 7/23/2013 | <0.005 | |
| 1/22/2014 | 0.002 | |
| 7/1/2014 | <0.005 | |
| 1/21/2015 | <0.005 | |
| 7/21/2015 | <0.005 | |
| 1/22/2016 | <0.005 | |
| 3/22/2016 | <0.005 | |
| 5/23/2016 | <0.005 | |
| 7/25/2016 | <0.005 | |
| 9/15/2016 | 0.0082 | |
| 11/9/2016 | 0.0044 | |
| 1/17/2017 | <0.005 | |
| 3/16/2017 | <0.005 | |
| 4/27/2017 | <0.005 | |
| 8/1/2017 | <0.005 | |
| 1/19/2018 | <0.005 | |
| 6/19/2018 | <0.005 | |
| 1/21/2019 | 0.0014 (J) | |
| 6/25/2019 | 0.0024 | |
| 9/10/2019 | 0.0018 (J) | |
| 3/10/2020 | <0.005 | |
| 9/9/2020 | <0.005 | |
| 3/15/2021 | 0.0028 | |
| 8/16/2021 | <0.005 | |
| 3/1/2022 | <0.005 | |
| 8/9/2022 | <0.005 | |
| 2/14/2023 | <0.005 | |
| 8/9/2023 | <0.005 | |
| 2/14/2024 | | <0.005 |
| 7/29/2024 | | <0.005 |
| 2/10/2025 | | <0.005 |
| 8/12/2025 | | <0.005 |

ND substitution: RL or RL/2 if <15% NDs.

# Mann-Whitney (Wilcoxon Rank Sum)

Constituent: Chromium (mg/L) Analysis Run 3/31/2026 5:07 AM View: Mann-Whitney

Plant Wansley Client: Southern Company Data: Wansley Landfill

| | GWA-29 | GWA-29 |
|---|---|---|
| 9/17/2011 | <0.005 | |
| 10/28/2011 | <0.005 | |
| 12/12/2011 | <0.005 | |
| 1/31/2012 | <0.005 | |
| 7/17/2012 | <0.005 | |
| 1/24/2013 | <0.005 | |
| 7/24/2013 | 0.0013 | |
| 1/22/2014 | <0.005 | |
| 7/8/2014 | <0.005 | |
| 1/21/2015 | <0.005 | |
| 7/22/2015 | <0.005 | |
| 1/19/2016 | <0.005 | |
| 3/22/2016 | <0.005 | |
| 5/19/2016 | 0.00684 (J) | |
| 7/21/2016 | <0.005 | |
| 1/17/2017 | <0.005 | |
| 3/15/2017 | <0.005 | |
| 4/27/2017 | <0.005 | |
| 7/18/2017 | <0.005 | |
| 8/1/2017 | 0.0015 (J) | |
| 1/19/2018 | <0.005 | |
| 6/19/2018 | <0.005 | |
| 1/18/2019 | 0.002 (J) | |
| 6/25/2019 | 0.003 | |
| 9/10/2019 | 0.0019 (J) | |
| 3/10/2020 | <0.005 | |
| 9/9/2020 | <0.005 | |
| 3/15/2021 | 0.021 (O) | |
| 8/18/2021 | <0.005 | |
| 3/2/2022 | <0.005 | |
| 8/9/2022 | <0.005 | |
| 2/13/2023 | <0.005 | |
| 8/8/2023 | <0.005 | |
| 2/14/2024 | | <0.005 |
| 7/30/2024 | | <0.005 |
| 2/11/2025 | | <0.005 |
| 8/12/2025 | | <0.005 |

ND substitution: RL or RL/2 if <15% NDs.

# Mann-Whitney (Wilcoxon Rank Sum)

Constituent: Chromium (mg/L) Analysis Run 3/31/2026 5:07 AM View: Mann-Whitney

Plant Wansley Client: Southern Company Data: Wansley Landfill

| | GWC-5 | GWC-5 |
|---|---|---|
| 8/31/2011 | <0.005 | |
| 10/27/2011 | <0.005 | |
| 12/5/2011 | <0.005 | |
| 1/25/2012 | <0.005 | |
| 7/18/2012 | <0.005 | |
| 1/9/2013 | <0.005 | |
| 7/17/2013 | <0.005 | |
| 1/15/2014 | <0.005 | |
| 6/25/2014 | <0.005 | |
| 1/13/2015 | 0.0012 (J) | |
| 7/24/2015 | <0.005 | |
| 1/20/2016 | <0.005 | |
| 3/28/2016 | <0.005 | |
| 5/23/2016 | <0.005 | |
| 7/21/2016 | 0.0011 (J) | |
| 9/15/2016 | <0.005 | |
| 11/15/2016 | <0.005 | |
| 1/26/2017 | 0.0013 (J) | |
| 3/22/2017 | 0.024 (O) | |
| 5/2/2017 | <0.005 | |
| 8/3/2017 | <0.005 | |
| 1/23/2018 | <0.005 | |
| 6/25/2018 | <0.005 | |
| 1/30/2019 | 0.0021 (J) | |
| 6/26/2019 | 0.0029 | |
| 9/12/2019 | 0.0033 | |
| 3/16/2020 | 0.0017 (J) | |
| 9/9/2020 | <0.005 | |
| 3/17/2021 | 0.0015 (J) | |
| 8/19/2021 | <0.005 | |
| 3/2/2022 | <0.005 | |
| 8/11/2022 | <0.005 | |
| 2/20/2023 | 0.0017 (J) | |
| 8/14/2023 | 0.0015 (J) | |
| 2/14/2024 | | 0.0012 (J) |
| 7/31/2024 | | 0.0012 (J) |
| 2/14/2025 | | 0.0019 (J) |
| 8/18/2025 | | <0.005 |

ND substitution: RL or RL/2 if <15% NDs.

# Mann-Whitney (Wilcoxon Rank Sum)

Constituent: Chromium (mg/L) Analysis Run 3/31/2026 5:07 AM View: Mann-Whitney

Plant Wansley Client: Southern Company Data: Wansley Landfill

| | GWC-6 | GWC-6 |
|---|---|---|
| 8/31/2011 | <0.005 | |
| 10/30/2011 | 0.0016 | |
| 12/5/2011 | <0.005 | |
| 1/25/2012 | <0.005 | |
| 7/24/2012 | <0.005 | |
| 1/8/2013 | <0.005 | |
| 7/9/2013 | <0.005 | |
| 1/15/2014 | <0.005 | |
| 6/25/2014 | <0.005 | |
| 1/20/2015 | <0.005 | |
| 7/24/2015 | <0.005 | |
| 1/20/2016 | <0.005 | |
| 3/28/2016 | <0.005 | |
| 5/24/2016 | <0.005 | |
| 7/21/2016 | <0.005 | |
| 9/15/2016 | <0.005 | |
| 11/16/2016 | <0.005 | |
| 1/26/2017 | <0.005 | |
| 3/22/2017 | <0.005 | |
| 5/2/2017 | <0.005 | |
| 8/3/2017 | <0.005 | |
| 1/23/2018 | <0.005 | |
| 6/25/2018 | <0.005 | |
| 1/30/2019 | 0.002 (J) | |
| 6/26/2019 | 0.0027 | |
| 9/12/2019 | 0.0049 | |
| 3/16/2020 | <0.005 | |
| 9/11/2020 | <0.005 | |
| 3/17/2021 | <0.005 | |
| 8/18/2021 | <0.005 | |
| 3/2/2022 | <0.005 | |
| 8/11/2022 | <0.005 | |
| 2/20/2023 | <0.005 | |
| 8/14/2023 | <0.005 | |
| 2/14/2024 | | <0.005 |
| 8/1/2024 | | <0.005 |
| 2/18/2025 | | <0.005 |
| 8/15/2025 | | <0.005 |

ND substitution: RL or RL/2 if <15% NDs.

# Mann-Whitney (Wilcoxon Rank Sum)

Constituent: Chromium (mg/L) Analysis Run 3/31/2026 5:07 AM View: Mann-Whitney

Plant Wansley Client: Southern Company Data: Wansley Landfill

| | GWC-7 | GWC-7 |
|---|---|---|
| 9/7/2011 | <0.005 | |
| 10/30/2011 | <0.005 | |
| 12/5/2011 | <0.005 | |
| 1/25/2012 | <0.005 | |
| 7/18/2012 | <0.005 | |
| 1/7/2013 | <0.005 | |
| 7/9/2013 | <0.005 | |
| 1/14/2014 | <0.005 | |
| 6/24/2014 | 0.0018 | |
| 1/20/2015 | <0.005 | |
| 7/27/2015 | <0.005 | |
| 1/26/2016 | <0.005 | |
| 3/29/2016 | <0.005 | |
| 5/24/2016 | <0.005 | |
| 7/22/2016 | <0.005 | |
| 9/15/2016 | <0.005 | |
| 11/16/2016 | <0.005 | |
| 1/26/2017 | <0.005 | |
| 3/22/2017 | <0.005 | |
| 5/2/2017 | <0.005 | |
| 8/4/2017 | <0.005 | |
| 1/23/2018 | <0.005 | |
| 6/25/2018 | <0.005 | |
| 1/21/2019 | 0.0012 (J) | |
| 6/25/2019 | 0.0021 | |
| 9/10/2019 | <0.005 | |
| 3/12/2020 | <0.005 | |
| 9/14/2020 | <0.005 | |
| 3/16/2021 | <0.005 | |
| 8/19/2021 | <0.005 | |
| 3/2/2022 | <0.005 | |
| 8/11/2022 | <0.005 | |
| 2/21/2023 | <0.005 | |
| 8/9/2023 | <0.005 | |
| 2/21/2024 | | <0.005 |
| 8/1/2024 | | <0.005 |
| 2/13/2025 | | <0.005 |
| 8/18/2025 | | <0.005 |

ND substitution: RL or RL/2 if <15% NDs.

# Mann-Whitney (Wilcoxon Rank Sum)

Constituent: Chromium (mg/L) Analysis Run 3/31/2026 5:07 AM View: Mann-Whitney

Plant Wansley Client: Southern Company Data: Wansley Landfill

| | GWC-8 | GWC-8 |
|---|---|---|
| 9/7/2011 | <0.005 | |
| 10/30/2011 | <0.005 | |
| 12/5/2011 | <0.005 | |
| 1/19/2012 | <0.005 | |
| 7/18/2012 | <0.005 | |
| 1/7/2013 | <0.005 | |
| 7/9/2013 | <0.005 | |
| 1/14/2014 | <0.005 | |
| 6/24/2014 | <0.005 | |
| 1/20/2015 | <0.005 | |
| 7/27/2015 | <0.005 | |
| 1/26/2016 | <0.005 | |
| 3/29/2016 | <0.005 | |
| 5/24/2016 | <0.005 | |
| 7/26/2016 | <0.005 | |
| 9/19/2016 | <0.005 | |
| 11/16/2016 | <0.005 | |
| 1/26/2017 | <0.005 | |
| 3/23/2017 | <0.005 | |
| 5/3/2017 | <0.005 | |
| 8/7/2017 | <0.005 | |
| 1/24/2018 | <0.005 | |
| 6/21/2018 | <0.005 | |
| 1/22/2019 | 0.0014 (J) | |
| 6/25/2019 | 0.0024 | |
| 9/10/2019 | 0.0018 (J) | |
| 3/12/2020 | <0.005 | |
| 9/14/2020 | <0.005 | |
| 3/16/2021 | 0.0027 | |
| 8/20/2021 | <0.005 | |
| 3/2/2022 | <0.005 | |
| 8/11/2022 | <0.005 | |
| 2/15/2023 | <0.005 | |
| 8/9/2023 | <0.005 | |
| 2/21/2024 | | <0.005 |
| 7/30/2024 | | <0.005 |
| 2/13/2025 | | <0.005 |
| 8/13/2025 | | <0.005 |

ND substitution: RL or RL/2 if <15% NDs.

# Mann-Whitney (Wilcoxon Rank Sum)

Constituent: Chromium (mg/L) Analysis Run 3/31/2026 5:07 AM View: Mann-Whitney

Plant Wansley Client: Southern Company Data: Wansley Landfill

| | GWC-9 | GWC-9 |
|---|---|---|
| 9/7/2011 | 0.0013 | |
| 10/30/2011 | <0.005 | |
| 12/4/2011 | 0.0021 | |
| 1/19/2012 | <0.005 | |
| 7/18/2012 | <0.005 | |
| 1/8/2013 | 0.0019 | |
| 7/9/2013 | 0.002 | |
| 1/14/2014 | <0.005 | |
| 6/24/2014 | 0.0029 | |
| 1/20/2015 | <0.005 | |
| 7/27/2015 | 0.0013 | |
| 1/26/2016 | <0.005 | |
| 3/29/2016 | <0.005 | |
| 5/24/2016 | <0.005 | |
| 7/25/2016 | <0.005 | |
| 9/19/2016 | <0.005 | |
| 11/16/2016 | <0.005 | |
| 1/31/2017 | 0.0015 (J) | |
| 3/23/2017 | 0.0021 (J) | |
| 5/2/2017 | 0.0016 (J) | |
| 8/7/2017 | 0.0024 (J) | |
| 1/24/2018 | 0.0019 (J) | |
| 6/21/2018 | 0.0023 (J) | |
| 1/22/2019 | 0.0027 | |
| 6/25/2019 | 0.0048 | |
| 9/16/2019 | 0.0027 | |
| 3/16/2020 | 0.0015 (J) | |
| 9/11/2020 | 0.0017 (J) | |
| 3/16/2021 | 0.0073 | |
| 8/25/2021 | 0.0024 | |
| 3/9/2022 | <0.005 | |
| 8/16/2022 | 0.0017 (J) | |
| 2/15/2023 | <0.005 | |
| 8/9/2023 | 0.0019 (J) | |
| 2/19/2024 | | 0.0015 (J) |
| 7/31/2024 | | 0.0015 (J) |
| 2/18/2025 | | 0.0017 (J) |
| 8/13/2025 | | <0.005 |

ND substitution: RL or RL/2 if <15% NDs.

# Mann-Whitney (Wilcoxon Rank Sum)

Constituent: Chromium (mg/L) Analysis Run 3/31/2026 5:07 AM View: Mann-Whitney

Plant Wansley Client: Southern Company Data: Wansley Landfill

| | GWC-10 | GWC-10 |
|---|---|---|
| 1/25/2016 | <0.005 | |
| 3/30/2016 | <0.005 | |
| 5/25/2016 | <0.005 | |
| 7/27/2016 | 0.0029 | |
| 9/16/2016 | <0.005 | |
| 11/17/2016 | <0.005 | |
| 2/1/2017 | <0.005 | |
| 3/24/2017 | <0.005 | |
| 5/3/2017 | <0.005 | |
| 8/8/2017 | <0.005 | |
| 1/25/2018 | <0.005 | |
| 6/21/2018 | <0.005 | |
| 1/31/2019 | 0.0018 (J) | |
| 6/26/2019 | 0.0021 | |
| 9/17/2019 | <0.005 | |
| 3/17/2020 | <0.005 | |
| 9/10/2020 | <0.005 | |
| 3/18/2021 | <0.005 | |
| 8/20/2021 | <0.005 | |
| 3/8/2022 | <0.005 | |
| 8/16/2022 | <0.005 | |
| 2/15/2023 | <0.005 | |
| 8/10/2023 | 0.002 | |
| 2/20/2024 | | <0.005 |
| 7/31/2024 | | <0.005 |
| 2/19/2025 | | <0.005 |
| 8/19/2025 | | <0.005 |

ND substitution: RL or RL/2 if <15% NDs.

# Mann-Whitney (Wilcoxon Rank Sum)

Constituent: Chromium (mg/L) Analysis Run 3/31/2026 5:07 AM View: Mann-Whitney

Plant Wansley Client: Southern Company Data: Wansley Landfill

| | GWC-11 | GWC-11 |
|---|---|---|
| 9/13/2011 | 0.0031 | |
| 10/28/2011 | 0.0032 | |
| 12/4/2011 | 0.0031 | |
| 2/9/2012 | <0.005 | |
| 7/18/2012 | <0.005 | |
| 1/8/2013 | 0.0013 | |
| 7/9/2013 | <0.005 | |
| 1/15/2014 | 0.0013 | |
| 6/25/2014 | 0.002 | |
| 1/21/2015 | 0.0013 | |
| 7/28/2015 | 0.0017 | |
| 1/26/2016 | 0.0012 (J) | |
| 3/29/2016 | <0.005 | |
| 5/25/2016 | 0.00213 (J) | |
| 7/25/2016 | 0.0015 (J) | |
| 9/19/2016 | 0.0022 (J) | |
| 11/16/2016 | 0.002 (J) | |
| 1/31/2017 | 0.0022 (J) | |
| 3/23/2017 | 0.002 (J) | |
| 5/2/2017 | 0.0019 (J) | |
| 8/7/2017 | 0.0023 (J) | |
| 1/24/2018 | 0.0019 (J) | |
| 6/20/2018 | 0.002 (J) | |
| 1/24/2019 | 0.003 | |
| 6/26/2019 | 0.0041 | |
| 9/16/2019 | 0.0035 | |
| 3/16/2020 | 0.0019 (J) | |
| 9/10/2020 | 0.0018 (J) | |
| 3/17/2021 | 0.0016 (J) | |
| 8/23/2021 | 0.0017 (J) | |
| 3/7/2022 | 0.0016 (J) | |
| 8/15/2022 | 0.0017 (J) | |
| 2/21/2023 | 0.002 | |
| 8/14/2023 | 0.0022 | |
| 2/14/2024 | | 0.0024 |
| 8/6/2024 | | 0.0017 (J) |
| 2/18/2025 | | 0.0027 |
| 8/18/2025 | | <0.005 |

ND substitution: RL or RL/2 if <15% NDs.

# Mann-Whitney (Wilcoxon Rank Sum)

Constituent: Chromium (mg/L) Analysis Run 3/31/2026 5:07 AM View: Mann-Whitney

Plant Wansley Client: Southern Company Data: Wansley Landfill

| | GWC-12 | GWC-12 |
|---|---|---|
| 9/13/2011 | <0.005 | |
| 10/28/2011 | <0.005 | |
| 12/4/2011 | <0.005 | |
| 1/24/2012 | <0.005 | |
| 7/11/2012 | <0.005 | |
| 1/8/2013 | <0.005 | |
| 7/10/2013 | <0.005 | |
| 1/21/2014 | <0.005 | |
| 7/1/2014 | <0.005 | |
| 1/21/2015 | <0.005 | |
| 7/28/2015 | <0.005 | |
| 1/26/2016 | <0.005 | |
| 3/29/2016 | <0.005 | |
| 5/25/2016 | <0.005 | |
| 7/22/2016 | <0.005 | |
| 9/15/2016 | <0.005 | |
| 11/16/2016 | <0.005 | |
| 1/31/2017 | <0.005 | |
| 3/23/2017 | <0.005 | |
| 5/3/2017 | <0.005 | |
| 8/7/2017 | <0.005 | |
| 1/24/2018 | <0.005 | |
| 6/26/2018 | <0.005 | |
| 1/25/2019 | 0.0011 (J) | |
| 6/26/2019 | 0.0021 | |
| 9/11/2019 | 0.0023 | |
| 3/18/2020 | <0.005 | |
| 9/10/2020 | <0.005 | |
| 3/16/2021 | 0.0022 | |
| 8/19/2021 | <0.005 | |
| 3/7/2022 | <0.005 | |
| 8/16/2022 | <0.005 | |
| 2/15/2023 | <0.005 | |
| 8/14/2023 | <0.005 | |
| 2/20/2024 | | <0.005 |
| 8/6/2024 | | <0.005 |
| 2/17/2025 | | <0.005 |
| 8/18/2025 | | <0.005 |

ND substitution: RL or RL/2 if <15% NDs.

# Mann-Whitney (Wilcoxon Rank Sum)

Constituent: Chromium (mg/L) Analysis Run 3/31/2026 5:07 AM View: Mann-Whitney

Plant Wansley Client: Southern Company Data: Wansley Landfill

| | GWC-13 | GWC-13 |
|---|---|---|
| 9/13/2011 | 0.0019 | |
| 10/28/2011 | <0.005 | |
| 12/4/2011 | <0.005 | |
| 1/24/2012 | <0.005 | |
| 7/11/2012 | <0.005 | |
| 1/8/2013 | <0.005 | |
| 7/10/2013 | <0.005 | |
| 1/21/2014 | <0.005 | |
| 7/1/2014 | <0.005 | |
| 1/21/2015 | <0.005 | |
| 7/28/2015 | <0.005 | |
| 1/27/2016 | <0.005 | |
| 3/29/2016 | <0.005 | |
| 5/25/2016 | <0.005 | |
| 7/26/2016 | <0.005 | |
| 9/15/2016 | <0.005 | |
| 11/17/2016 | <0.005 | |
| 1/31/2017 | <0.005 | |
| 3/23/2017 | <0.005 | |
| 5/3/2017 | <0.005 | |
| 8/4/2017 | <0.005 | |
| 1/25/2018 | <0.005 | |
| 6/20/2018 | <0.005 | |
| 1/22/2019 | 0.0013 (J) | |
| 6/25/2019 | 0.0022 | |
| 9/12/2019 | 0.0027 | |
| 3/12/2020 | <0.005 | |
| 9/10/2020 | <0.005 | |
| 3/17/2021 | <0.005 | |
| 8/23/2021 | <0.005 | |
| 3/8/2022 | <0.005 | |
| 8/15/2022 | <0.005 | |
| 2/21/2023 | <0.005 | |
| 8/16/2023 | <0.005 | |
| 2/19/2024 | | <0.005 |
| 8/5/2024 | | <0.005 |
| 2/18/2025 | | <0.005 |
| 8/19/2025 | | <0.005 |

ND substitution: RL or RL/2 if <15% NDs.

# Mann-Whitney (Wilcoxon Rank Sum)

Constituent: Chromium (mg/L) Analysis Run 3/31/2026 5:07 AM View: Mann-Whitney

Plant Wansley Client: Southern Company Data: Wansley Landfill

| | GWC-14 | GWC-14 |
|---|---|---|
| 9/13/2011 | <0.005 | |
| 10/27/2011 | <0.005 | |
| 12/3/2011 | <0.005 | |
| 1/24/2012 | <0.005 | |
| 7/11/2012 | <0.005 | |
| 1/8/2013 | <0.005 | |
| 7/10/2013 | <0.005 | |
| 1/21/2014 | <0.005 | |
| 7/1/2014 | <0.005 | |
| 1/14/2015 | <0.005 | |
| 7/22/2015 | <0.005 | |
| 1/27/2016 | <0.005 | |
| 3/30/2016 | <0.005 | |
| 5/25/2016 | <0.005 | |
| 7/26/2016 | <0.005 | |
| 9/15/2016 | <0.005 | |
| 11/17/2016 | <0.005 | |
| 2/1/2017 | <0.005 | |
| 3/23/2017 | <0.005 | |
| 5/3/2017 | <0.005 | |
| 8/7/2017 | <0.005 | |
| 1/25/2018 | <0.005 | |
| 6/20/2018 | <0.005 | |
| 1/22/2019 | 0.0013 (J) | |
| 6/25/2019 | 0.0023 | |
| 9/12/2019 | 0.002 | |
| 3/17/2020 | <0.005 | |
| 9/10/2020 | <0.005 | |
| 3/17/2021 | <0.005 | |
| 8/23/2021 | <0.005 | |
| 3/7/2022 | <0.005 | |
| 8/16/2022 | <0.005 | |
| 2/17/2023 | <0.005 | |
| 8/14/2023 | <0.005 | |
| 2/19/2024 | | <0.005 |
| 8/6/2024 | | <0.005 |
| 2/17/2025 | | <0.005 |
| 8/19/2025 | | <0.005 |

ND substitution: RL or RL/2 if <15% NDs.

# Mann-Whitney (Wilcoxon Rank Sum)

Constituent: Chromium (mg/L) Analysis Run 3/31/2026 5:07 AM View: Mann-Whitney

Plant Wansley Client: Southern Company Data: Wansley Landfill

| | GWC-15 | GWC-15 |
|---|---|---|
| 9/16/2011 | <0.005 | |
| 10/27/2011 | <0.005 | |
| 12/3/2011 | <0.005 | |
| 2/9/2012 | <0.005 | |
| 7/11/2012 | <0.005 | |
| 1/8/2013 | <0.005 | |
| 7/2/2013 | <0.005 | |
| 1/21/2014 | <0.005 | |
| 6/24/2014 | <0.005 | |
| 1/14/2015 | <0.005 | |
| 7/22/2015 | <0.005 | |
| 1/27/2016 | <0.005 | |
| 3/30/2016 | <0.005 | |
| 5/25/2016 | <0.005 | |
| 7/26/2016 | <0.005 | |
| 9/20/2016 | <0.005 | |
| 11/17/2016 | <0.005 | |
| 2/1/2017 | <0.005 | |
| 3/23/2017 | <0.005 | |
| 5/3/2017 | <0.005 | |
| 8/4/2017 | <0.005 | |
| 1/25/2018 | <0.005 | |
| 6/20/2018 | <0.005 | |
| 1/22/2019 | 0.0013 (J) | |
| 6/25/2019 | 0.0022 | |
| 9/17/2019 | <0.005 | |
| 3/16/2020 | <0.005 | |
| 9/10/2020 | <0.005 | |
| 3/18/2021 | <0.005 | |
| 8/24/2021 | <0.005 | |
| 3/7/2022 | <0.005 | |
| 8/16/2022 | <0.005 | |
| 2/21/2023 | <0.005 | |
| 8/14/2023 | <0.005 | |
| 2/21/2024 | | <0.005 |
| 8/6/2024 | | <0.005 |
| 2/18/2025 | | <0.005 |
| 8/18/2025 | | <0.005 |

ND substitution: RL or RL/2 if <15% NDs.

# Mann-Whitney (Wilcoxon Rank Sum)

Constituent: Chromium (mg/L) Analysis Run 3/31/2026 5:07 AM View: Mann-Whitney

Plant Wansley Client: Southern Company Data: Wansley Landfill

| | GWC-16 | GWC-16 |
|---|---|---|
| 8/30/2011 | 0.0028 | |
| 10/26/2011 | 0.0023 | |
| 12/3/2011 | <0.005 | |
| 1/25/2012 | <0.005 | |
| 7/11/2012 | 0.0022 | |
| 1/8/2013 | 0.0023 | |
| 7/2/2013 | 0.0024 | |
| 1/14/2014 | 0.0023 | |
| 6/25/2014 | 0.0024 | |
| 1/13/2015 | 0.0024 | |
| 7/22/2015 | 0.0023 | |
| 1/27/2016 | 0.0022 | |
| 3/30/2016 | 0.00261 (J) | |
| 5/25/2016 | 0.00238 (J) | |
| 7/27/2016 | 0.0025 | |
| 9/16/2016 | 0.0023 (J) | |
| 11/17/2016 | 0.0022 (J) | |
| 2/1/2017 | 0.0024 (J) | |
| 3/24/2017 | 0.0026 | |
| 5/3/2017 | 0.0022 (J) | |
| 8/7/2017 | 0.0023 (J) | |
| 1/25/2018 | 0.0023 (J) | |
| 6/20/2018 | 0.0025 | |
| 1/25/2019 | 0.0038 | |
| 6/25/2019 | 0.0045 | |
| 9/11/2019 | 0.0043 | |
| 3/17/2020 | 0.0024 | |
| 9/11/2020 | 0.0022 | |
| 3/17/2021 | 0.0027 | |
| 8/20/2021 | 0.0021 | |
| 3/8/2022 | 0.0022 | |
| 8/16/2022 | 0.0019 (J) | |
| 2/20/2023 | 0.0027 | |
| 8/14/2023 | 0.0027 | |
| 2/21/2024 | | 0.0013 (J) |
| 8/5/2024 | | 0.0017 (J) |
| 2/11/2025 | | 0.0025 |
| 8/15/2025 | | <0.005 |

ND substitution: RL or RL/2 if <15% NDs.

# Mann-Whitney (Wilcoxon Rank Sum)

Constituent: Chromium (mg/L) Analysis Run 3/31/2026 5:07 AM View: Mann-Whitney

Plant Wansley Client: Southern Company Data: Wansley Landfill

| | GWC-17 | GWC-17 |
|---|---|---|
| 8/30/2011 | 0.0014 | |
| 10/26/2011 | <0.005 | |
| 12/3/2011 | <0.005 | |
| 1/25/2012 | <0.005 | |
| 7/11/2012 | <0.005 | |
| 1/8/2013 | <0.005 | |
| 7/16/2013 | <0.005 | |
| 1/14/2014 | <0.005 | |
| 6/25/2014 | <0.005 | |
| 1/14/2015 | <0.005 | |
| 7/28/2015 | <0.005 | |
| 1/27/2016 | <0.005 | |
| 3/30/2016 | <0.005 | |
| 5/25/2016 | <0.005 | |
| 7/27/2016 | <0.005 | |
| 9/19/2016 | <0.005 | |
| 11/17/2016 | <0.005 | |
| 2/1/2017 | <0.005 | |
| 3/24/2017 | <0.005 | |
| 5/3/2017 | <0.005 | |
| 8/7/2017 | <0.005 | |
| 1/25/2018 | <0.005 | |
| 6/26/2018 | <0.005 | |
| 1/24/2019 | 0.0014 (J) | |
| 6/25/2019 | 0.0042 | |
| 9/11/2019 | <0.005 | |
| 3/17/2020 | <0.005 | |
| 9/14/2020 | <0.005 | |
| 3/16/2021 | <0.005 | |
| 8/20/2021 | <0.005 | |
| 3/8/2022 | <0.005 | |
| 8/11/2022 | <0.005 | |
| 2/20/2023 | <0.005 | |
| 8/10/2023 | <0.005 | |
| 2/20/2024 | | <0.005 |
| 8/7/2024 | | <0.005 |
| 2/13/2025 | | <0.005 |
| 8/13/2025 | | <0.005 |

ND substitution: RL or RL/2 if <15% NDs.

# Mann-Whitney (Wilcoxon Rank Sum)

Constituent: Chromium (mg/L) Analysis Run 3/31/2026 5:07 AM View: Mann-Whitney

Plant Wansley Client: Southern Company Data: Wansley Landfill

| | GWC-18 | GWC-18 |
|---|---|---|
| 8/30/2011 | 0.0014 | |
| 10/26/2011 | <0.005 | |
| 12/3/2011 | <0.005 | |
| 2/9/2012 | <0.005 | |
| 7/11/2012 | <0.005 | |
| 1/8/2013 | <0.005 | |
| 7/16/2013 | <0.005 | |
| 1/14/2014 | <0.005 | |
| 6/24/2014 | <0.005 | |
| 1/13/2015 | <0.005 | |
| 7/23/2015 | <0.005 | |
| 1/27/2016 | <0.005 | |
| 3/30/2016 | <0.005 | |
| 5/26/2016 | <0.005 | |
| 7/25/2016 | <0.005 | |
| 9/19/2016 | <0.005 | |
| 11/17/2016 | <0.005 | |
| 2/1/2017 | 0.0014 (J) | |
| 3/24/2017 | <0.005 | |
| 5/3/2017 | <0.005 | |
| 8/7/2017 | <0.005 | |
| 1/25/2018 | <0.005 | |
| 6/21/2018 | <0.005 | |
| 1/28/2019 | 0.0012 (J) | |
| 6/27/2019 | 0.0022 | |
| 9/11/2019 | <0.005 | |
| 3/17/2020 | <0.005 | |
| 9/14/2020 | <0.005 | |
| 3/16/2021 | <0.005 | |
| 8/24/2021 | <0.005 | |
| 3/8/2022 | <0.005 | |
| 8/11/2022 | <0.005 | |
| 2/20/2023 | <0.005 | |
| 8/9/2023 | <0.005 | |
| 2/21/2024 | | <0.005 |
| 8/7/2024 | | <0.005 |
| 2/13/2025 | | <0.005 |
| 8/13/2025 | | <0.005 |

ND substitution: RL or RL/2 if <15% NDs.

# Mann-Whitney (Wilcoxon Rank Sum)

Constituent: Chromium (mg/L) Analysis Run 3/31/2026 5:07 AM View: Mann-Whitney

Plant Wansley Client: Southern Company Data: Wansley Landfill

| | GWC-19 | GWC-19 |
|---|---|---|
| 8/30/2011 | 0.0014 | |
| 10/26/2011 | <0.005 | |
| 12/3/2011 | <0.005 | |
| 2/8/2012 | <0.005 | |
| 7/11/2012 | <0.005 | |
| 1/8/2013 | <0.005 | |
| 7/16/2013 | <0.005 | |
| 1/21/2014 | <0.005 | |
| 6/24/2014 | <0.005 | |
| 1/13/2015 | <0.005 | |
| 7/23/2015 | <0.005 | |
| 1/27/2016 | <0.005 | |
| 3/30/2016 | <0.005 | |
| 5/26/2016 | <0.005 | |
| 7/25/2016 | <0.005 | |
| 9/19/2016 | <0.005 | |
| 11/17/2016 | <0.005 | |
| 2/2/2017 | <0.005 | |
| 3/24/2017 | <0.005 | |
| 5/3/2017 | <0.005 | |
| 8/7/2017 | <0.005 | |
| 1/25/2018 | <0.005 | |
| 6/21/2018 | <0.005 | |
| 1/28/2019 | <0.005 | |
| 6/26/2019 | 0.0023 | |
| 9/12/2019 | 0.0024 | |
| 3/18/2020 | <0.005 | |
| 9/15/2020 | <0.005 | |
| 3/17/2021 | <0.005 | |
| 8/24/2021 | <0.005 | |
| 3/8/2022 | <0.005 | |
| 8/11/2022 | <0.005 | |
| 2/21/2023 | <0.005 | |
| 8/9/2023 | <0.005 | |
| 2/21/2024 | | <0.005 |
| 8/6/2024 | | <0.005 |
| 2/14/2025 | | <0.005 |
| 8/13/2025 | | <0.005 |

ND substitution: RL or RL/2 if <15% NDs.

# Mann-Whitney (Wilcoxon Rank Sum)

Constituent: Chromium (mg/L) Analysis Run 3/31/2026 5:07 AM View: Mann-Whitney

Plant Wansley Client: Southern Company Data: Wansley Landfill

| | GWC-20 | GWC-20 |
|---|---|---|
| 8/31/2011 | 0.0016 | |
| 10/27/2011 | <0.005 | |
| 12/4/2011 | <0.005 | |
| 2/8/2012 | <0.005 | |
| 7/11/2012 | <0.005 | |
| 1/8/2013 | <0.005 | |
| 7/16/2013 | <0.005 | |
| 1/21/2014 | <0.005 | |
| 6/24/2014 | <0.005 | |
| 1/13/2015 | <0.005 | |
| 7/23/2015 | <0.005 | |
| 1/27/2016 | <0.005 | |
| 3/30/2016 | <0.005 | |
| 5/26/2016 | <0.005 | |
| 7/25/2016 | <0.005 | |
| 9/20/2016 | <0.005 | |
| 11/17/2016 | <0.005 | |
| 2/2/2017 | <0.005 | |
| 3/28/2017 | <0.005 | |
| 5/4/2017 | <0.005 | |
| 8/7/2017 | 0.0017 (J) | |
| 1/26/2018 | <0.005 | |
| 6/21/2018 | <0.005 | |
| 1/28/2019 | 0.0011 (J) | |
| 6/25/2019 | 0.0023 | |
| 9/11/2019 | 0.0027 | |
| 3/18/2020 | <0.005 | |
| 9/15/2020 | <0.005 | |
| 3/16/2021 | <0.005 | |
| 8/24/2021 | <0.005 | |
| 3/7/2022 | <0.005 | |
| 8/16/2022 | <0.005 | |
| 2/22/2023 | <0.005 | |
| 8/9/2023 | 0.0015 (J) | |
| 2/20/2024 | | <0.005 |
| 8/2/2024 | | <0.005 |
| 2/14/2025 | | <0.005 |
| 8/12/2025 | | <0.005 |

ND substitution: RL or RL/2 if <15% NDs.

# Mann-Whitney (Wilcoxon Rank Sum)

Constituent: Chromium (mg/L) Analysis Run 3/31/2026 5:07 AM View: Mann-Whitney

Plant Wansley Client: Southern Company Data: Wansley Landfill

| | GWC-21 | GWC-21 |
|---|---|---|
| 8/31/2011 | 0.0014 | |
| 10/27/2011 | <0.005 | |
| 12/4/2011 | <0.005 | |
| 2/8/2012 | <0.005 | |
| 7/17/2012 | <0.005 | |
| 1/9/2013 | <0.005 | |
| 7/16/2013 | <0.005 | |
| 1/21/2014 | <0.005 | |
| 6/24/2014 | <0.005 | |
| 1/13/2015 | <0.005 | |
| 7/23/2015 | <0.005 | |
| 1/26/2016 | <0.005 | |
| 3/30/2016 | <0.005 | |
| 5/26/2016 | <0.005 | |
| 7/26/2016 | <0.005 | |
| 9/20/2016 | <0.005 | |
| 11/17/2016 | <0.005 | |
| 2/2/2017 | <0.005 | |
| 3/28/2017 | <0.005 | |
| 5/4/2017 | <0.005 | |
| 8/7/2017 | <0.005 | |
| 1/26/2018 | <0.005 | |
| 6/20/2018 | <0.005 | |
| 1/24/2019 | 0.0012 (J) | |
| 6/25/2019 | 0.0021 | |
| 9/11/2019 | 0.0022 | |
| 3/18/2020 | <0.005 | |
| 9/15/2020 | <0.005 | |
| 3/16/2021 | <0.005 | |
| 8/19/2021 | <0.005 | |
| 3/7/2022 | <0.005 | |
| 8/16/2022 | <0.005 | |
| 2/21/2023 | <0.005 | |
| 8/9/2023 | <0.005 | |
| 2/19/2024 | | <0.005 |
| 7/30/2024 | | <0.005 |
| 2/11/2025 | | <0.005 |
| 8/12/2025 | | <0.005 |

ND substitution: RL or RL/2 if <15% NDs.

# Mann-Whitney (Wilcoxon Rank Sum)

Constituent: Chromium (mg/L) Analysis Run 3/31/2026 5:07 AM View: Mann-Whitney

Plant Wansley Client: Southern Company Data: Wansley Landfill

| | GWC-22 | GWC-22 |
|---|---|---|
| 9/15/2011 | <0.005 | |
| 10/29/2011 | <0.005 | |
| 12/13/2011 | <0.005 | |
| 1/25/2012 | <0.005 | |
| 7/18/2012 | 0.0016 | |
| 1/22/2013 | 0.0019 | |
| 7/16/2013 | <0.005 | |
| 1/21/2014 | <0.005 | |
| 6/25/2014 | 0.0011 (J) | |
| 1/14/2015 | <0.005 | |
| 7/23/2015 | 0.0015 | |
| 1/26/2016 | <0.005 | |
| 3/31/2016 | <0.005 | |
| 5/26/2016 | <0.005 | |
| 7/26/2016 | <0.005 | |
| 9/20/2016 | 0.0011 (J) | |
| 11/17/2016 | <0.005 | |
| 2/3/2017 | 0.0011 (J) | |
| 3/28/2017 | 0.0027 | |
| 5/3/2017 | 0.0018 (J) | |
| 8/8/2017 | <0.005 | |
| 1/25/2018 | <0.005 | |
| 6/20/2018 | 0.0015 (J) | |
| 1/24/2019 | 0.0021 (J) | |
| 6/25/2019 | 0.003 | |
| 9/10/2019 | 0.0026 | |
| 3/18/2020 | <0.005 | |
| 9/10/2020 | <0.005 | |
| 3/15/2021 | <0.005 | |
| 8/19/2021 | <0.005 | |
| 3/8/2022 | <0.005 | |
| 8/17/2022 | <0.005 | |
| 2/14/2023 | <0.005 | |
| 8/14/2023 | 0.0015 (J) | |
| 2/14/2024 | | 0.0014 (J) |
| 8/6/2024 | | <0.005 |
| 2/11/2025 | | 0.0015 (J) |
| 8/12/2025 | | <0.005 |

ND substitution: RL or RL/2 if <15% NDs.

# Mann-Whitney (Wilcoxon Rank Sum)

Constituent: Chromium (mg/L) Analysis Run 3/31/2026 5:07 AM View: Mann-Whitney

Plant Wansley Client: Southern Company Data: Wansley Landfill

| | GWC-23 | GWC-23 |
|---|---|---|
| 9/16/2011 | 0.0019 | |
| 10/29/2011 | <0.005 | |
| 12/13/2011 | <0.005 | |
| 1/31/2012 | <0.005 | |
| 7/18/2012 | <0.005 | |
| 1/22/2013 | <0.005 | |
| 7/23/2013 | 0.0013 | |
| 1/22/2014 | <0.005 | |
| 7/1/2014 | 0.0011 (J) | |
| 1/22/2015 | <0.005 | |
| 7/29/2015 | 0.0012 (J) | |
| 1/21/2016 | <0.005 | |
| 3/29/2016 | 0.00226 (J) | |
| 5/25/2016 | <0.005 | |
| 7/27/2016 | <0.005 | |
| 9/20/2016 | <0.005 | |
| 11/18/2016 | <0.005 | |
| 2/3/2017 | <0.005 | |
| 3/28/2017 | <0.005 | |
| 5/4/2017 | <0.005 | |
| 8/8/2017 | <0.005 | |
| 1/25/2018 | <0.005 | |
| 6/20/2018 | <0.005 | |
| 1/25/2019 | 0.0017 (J) | |
| 6/26/2019 | 0.0023 | |
| 9/12/2019 | 0.0024 | |
| 3/18/2020 | <0.005 | |
| 9/10/2020 | <0.005 | |
| 3/18/2021 | <0.005 | |
| 8/23/2021 | <0.005 | |
| 3/9/2022 | <0.005 | |
| 8/16/2022 | <0.005 | |
| 2/21/2023 | <0.005 | |
| 8/15/2023 | <0.005 | |
| 2/19/2024 | | <0.005 |
| 7/30/2024 | | <0.005 |
| 2/11/2025 | | <0.005 |
| 8/12/2025 | | <0.005 |

ND substitution: RL or RL/2 if <15% NDs.

# Mann-Whitney (Wilcoxon Rank Sum)

Constituent: Chromium (mg/L) Analysis Run 3/31/2026 5:07 AM View: Mann-Whitney

Plant Wansley Client: Southern Company Data: Wansley Landfill

| | GWC-24 | GWC-24 |
|---|---|---|
| 7/8/2014 | <0.005 | |
| 7/31/2015 | <0.005 | |
| 1/20/2016 | <0.005 | |
| 3/30/2016 | <0.005 | |
| 5/25/2016 | <0.005 | |
| 7/27/2016 | <0.005 | |
| 9/16/2016 | <0.005 | |
| 11/18/2016 | <0.005 | |
| 2/3/2017 | 0.0011 (J) | |
| 3/29/2017 | <0.005 | |
| 5/4/2017 | <0.005 | |
| 8/8/2017 | <0.005 | |
| 1/25/2018 | <0.005 | |
| 6/27/2018 | <0.005 | |
| 1/31/2019 | 0.0022 (J) | |
| 6/26/2019 | 0.0027 | |
| 9/11/2019 | 0.0023 | |
| 3/12/2020 | <0.005 | |
| 9/15/2020 | <0.005 | |
| 3/18/2021 | <0.005 | |
| 8/19/2021 | <0.005 | |
| 3/10/2022 | <0.005 | |
| 8/18/2022 | <0.005 | |
| 2/16/2023 | <0.005 | |
| 8/16/2023 | <0.005 | |
| 2/22/2024 | | <0.005 |
| 8/6/2024 | | <0.005 |
| 2/14/2025 | | <0.005 |
| 8/14/2025 | | <0.005 |

ND substitution: RL or RL/2 if <15% NDs.

# Mann-Whitney (Wilcoxon Rank Sum)

Constituent: Chromium (mg/L) Analysis Run 3/31/2026 5:07 AM View: Mann-Whitney

Plant Wansley Client: Southern Company Data: Wansley Landfill

| | GWC-25 | GWC-25 |
|---|---|---|
| 9/17/2011 | 0.0015 | |
| 10/31/2011 | <0.005 | |
| 12/14/2011 | <0.005 | |
| 2/7/2012 | 0.0065 | |
| 7/17/2012 | 0.0025 | |
| 7/24/2013 | 0.0017 | |
| 1/23/2014 | <0.005 | |
| 7/8/2014 | <0.005 | |
| 1/21/2015 | <0.005 | |
| 7/30/2015 | <0.005 | |
| 1/21/2016 | 0.002 | |
| 3/28/2016 | <0.005 | |
| 5/25/2016 | <0.005 | |
| 7/27/2016 | <0.005 | |
| 9/19/2016 | <0.005 | |
| 11/15/2016 | <0.005 | |
| 1/24/2017 | 0.0043 | |
| 3/23/2017 | <0.005 | |
| 5/2/2017 | 0.015 (O) | |
| 8/3/2017 | <0.005 | |
| 1/25/2018 | <0.005 | |
| 6/27/2018 | <0.005 | |
| 1/24/2019 | 0.0026 | |
| 6/25/2019 | 0.003 | |
| 9/11/2019 | 0.0034 | |
| 3/12/2020 | <0.005 | |
| 9/14/2020 | <0.005 | |
| 3/17/2021 | <0.005 | |
| 8/19/2021 | 0.0016 (J) | |
| 3/8/2022 | <0.005 | |
| 8/10/2022 | <0.005 | |
| 2/21/2023 | <0.005 | |
| 8/15/2023 | <0.005 | |
| 2/21/2024 | | <0.005 |
| 8/1/2024 | | <0.005 |
| 2/14/2025 | | <0.005 |
| 8/13/2025 | | <0.005 |

ND substitution: RL or RL/2 if <15% NDs.

# Mann-Whitney (Wilcoxon Rank Sum)

Constituent: Chromium (mg/L) Analysis Run 3/31/2026 5:07 AM View: Mann-Whitney

Plant Wansley Client: Southern Company Data: Wansley Landfill

| | GWC-26 | GWC-26 |
|---|---|---|
| 9/17/2011 | 0.0018 | |
| 10/29/2011 | <0.005 | |
| 12/14/2011 | <0.005 | |
| 2/7/2012 | <0.005 | |
| 7/17/2012 | <0.005 | |
| 1/24/2013 | <0.005 | |
| 7/24/2013 | <0.005 | |
| 1/23/2014 | <0.005 | |
| 7/8/2014 | <0.005 | |
| 1/21/2015 | <0.005 | |
| 7/31/2015 | <0.005 | |
| 1/25/2016 | <0.005 | |
| 3/24/2016 | <0.005 | |
| 5/25/2016 | <0.005 | |
| 7/26/2016 | <0.005 | |
| 9/19/2016 | <0.005 | |
| 11/14/2016 | <0.005 | |
| 1/19/2017 | <0.005 | |
| 3/16/2017 | <0.005 | |
| 5/1/2017 | <0.005 | |
| 8/3/2017 | <0.005 | |
| 1/22/2018 | <0.005 | |
| 6/27/2018 | <0.005 | |
| 1/24/2019 | 0.0018 (J) | |
| 6/25/2019 | 0.003 | |
| 9/12/2019 | 0.0033 | |
| 3/13/2020 | <0.005 | |
| 9/15/2020 | <0.005 | |
| 3/17/2021 | <0.005 | |
| 8/19/2021 | <0.005 | |
| 3/9/2022 | <0.005 | |
| 8/10/2022 | <0.005 | |
| 2/21/2023 | <0.005 | |
| 8/16/2023 | <0.005 | |
| 2/20/2024 | | <0.005 |
| 8/2/2024 | | <0.005 |
| 2/13/2025 | | <0.005 |
| 8/13/2025 | | <0.005 |

ND substitution: RL or RL/2 if <15% NDs.

# Mann-Whitney (Wilcoxon Rank Sum)

Constituent: Chromium (mg/L) Analysis Run 3/31/2026 5:07 AM View: Mann-Whitney

Plant Wansley Client: Southern Company Data: Wansley Landfill

| | GWC-27 | GWC-27 |
|---|---|---|
| 9/17/2011 | <0.005 | |
| 10/29/2011 | <0.005 | |
| 12/14/2011 | <0.005 | |
| 1/25/2012 | <0.005 | |
| 7/17/2012 | <0.005 | |
| 1/24/2013 | <0.005 | |
| 7/24/2013 | <0.005 | |
| 1/23/2014 | <0.005 | |
| 7/8/2014 | <0.005 | |
| 1/21/2015 | <0.005 | |
| 7/30/2015 | <0.005 | |
| 1/22/2016 | <0.005 | |
| 3/23/2016 | <0.005 | |
| 5/24/2016 | <0.005 | |
| 7/26/2016 | <0.005 | |
| 9/19/2016 | <0.005 | |
| 11/11/2016 | <0.005 | |
| 1/20/2017 | <0.005 | |
| 3/16/2017 | <0.005 | |
| 4/28/2017 | <0.005 | |
| 8/3/2017 | <0.005 | |
| 1/19/2018 | <0.005 | |
| 6/27/2018 | <0.005 | |
| 1/24/2019 | 0.0015 (J) | |
| 6/26/2019 | 0.0022 | |
| 9/12/2019 | 0.0024 | |
| 3/12/2020 | <0.005 | |
| 9/9/2020 | <0.005 | |
| 3/18/2021 | <0.005 | |
| 8/23/2021 | <0.005 | |
| 3/8/2022 | <0.005 | |
| 8/10/2022 | <0.005 | |
| 2/20/2023 | <0.005 | |
| 8/15/2023 | <0.005 | |
| 2/20/2024 | | 0.0014 (J) |
| 7/30/2024 | | <0.005 |
| 2/11/2025 | | <0.005 |
| 8/13/2025 | | <0.005 |

ND substitution: RL or RL/2 if <15% NDs.

# Mann-Whitney (Wilcoxon Rank Sum)

Constituent: Chromium (mg/L) Analysis Run 3/31/2026 5:07 AM View: Mann-Whitney

Plant Wansley Client: Southern Company Data: Wansley Landfill

| | GWC-30 | GWC-30 |
|---|---|---|
| 9/15/2011 | <0.005 | |
| 10/28/2011 | <0.005 | |
| 12/13/2011 | <0.005 | |
| 2/8/2012 | <0.005 | |
| 7/18/2012 | <0.005 | |
| 1/24/2013 | <0.005 | |
| 7/24/2013 | <0.005 | |
| 1/23/2014 | <0.005 | |
| 7/1/2014 | <0.005 | |
| 1/20/2015 | <0.005 | |
| 7/30/2015 | <0.005 | |
| 1/19/2016 | <0.005 | |
| 3/23/2016 | <0.005 | |
| 5/20/2016 | <0.005 | |
| 7/21/2016 | <0.005 | |
| 9/20/2016 | 0.0011 (J) | |
| 11/14/2016 | <0.005 | |
| 1/24/2017 | <0.005 | |
| 3/17/2017 | <0.005 | |
| 5/1/2017 | <0.005 | |
| 8/4/2017 | <0.005 | |
| 1/24/2018 | <0.005 | |
| 6/21/2018 | 0.0015 (J) | |
| 1/30/2019 | 0.0018 (J) | |
| 6/27/2019 | 0.0025 | |
| 9/10/2019 | 0.0019 (J) | |
| 3/11/2020 | <0.005 | |
| 9/10/2020 | <0.005 | |
| 3/18/2021 | <0.005 | |
| 8/23/2021 | <0.005 | |
| 3/2/2022 | <0.005 | |
| 8/10/2022 | <0.005 | |
| 2/14/2023 | <0.005 | |
| 8/16/2023 | <0.005 | |
| 2/21/2024 | | <0.005 |
| 8/5/2024 | | <0.005 |
| 2/13/2025 | | <0.005 |
| 8/14/2025 | | <0.005 |

ND substitution: RL or RL/2 if <15% NDs.

# Mann-Whitney (Wilcoxon Rank Sum)

Constituent: Chromium (mg/L) Analysis Run 3/31/2026 5:07 AM View: Mann-Whitney

Plant Wansley Client: Southern Company Data: Wansley Landfill

| | GWC-31 | GWC-31 |
|---|---|---|
| 9/17/2011 | 0.0052 | |
| 10/31/2011 | <0.005 | |
| 2/7/2012 | <0.005 | |
| 1/23/2013 | <0.005 | |
| 1/23/2014 | 0.002 | |
| 7/1/2014 | 0.0046 | |
| 1/21/2015 | 0.0026 | |
| 1/25/2016 | 0.0014 | |
| 3/30/2016 | 0.00334 (J) | |
| 5/25/2016 | 0.00321 (J) | |
| 7/27/2016 | 0.0043 | |
| 1/25/2017 | 0.0027 | |
| 3/23/2017 | 0.0022 (J) | |
| 5/2/2017 | 0.0027 | |
| 7/19/2017 | 0.0019 (J) | |
| 8/4/2017 | 0.0021 (J) | |
| 1/23/2018 | 0.012 | |
| 6/27/2018 | 0.0017 (J) | |
| 1/31/2019 | 0.0031 | |
| 6/26/2019 | 0.0037 | |
| 9/11/2019 | 0.0084 | |
| 3/17/2020 | <0.005 | |
| 9/11/2020 | 0.0018 (J) | |
| 3/16/2021 | 0.002 | |
| 8/25/2021 | <0.005 | |
| 3/10/2022 | <0.005 | |
| 8/16/2022 | <0.005 | |
| 2/22/2023 | 0.0014 (J) | |
| 8/16/2023 | 0.0041 | |
| 2/21/2024 | | <0.005 |
| 8/2/2024 | | 0.0016 (J) |
| 2/18/2025 | | 0.0015 (J) |
| 8/15/2025 | | <0.005 |

ND substitution: RL or RL/2 if <15% NDs.

# Mann-Whitney (Wilcoxon Rank Sum)

Constituent: Chromium (mg/L) Analysis Run 3/31/2026 5:07 AM View: Mann-Whitney

Plant Wansley Client: Southern Company Data: Wansley Landfill

| | GWC-32 | GWC-32 |
|---|---|---|
| 9/15/2011 | <0.005 | |
| 10/31/2011 | <0.005 | |
| 12/13/2011 | <0.005 | |
| 2/1/2012 | <0.005 | |
| 7/17/2012 | <0.005 | |
| 1/23/2013 | <0.005 | |
| 7/24/2013 | <0.005 | |
| 1/23/2014 | <0.005 | |
| 7/1/2014 | <0.005 | |
| 1/20/2015 | <0.005 | |
| 7/30/2015 | <0.005 | |
| 1/25/2016 | <0.005 | |
| 3/23/2016 | <0.005 | |
| 5/24/2016 | <0.005 | |
| 7/22/2016 | <0.005 | |
| 9/16/2016 | <0.005 | |
| 11/15/2016 | <0.005 | |
| 1/26/2017 | <0.005 | |
| 3/24/2017 | <0.005 | |
| 5/2/2017 | <0.005 | |
| 8/3/2017 | 0.0053 (O) | |
| 1/23/2018 | <0.005 | |
| 6/26/2018 | <0.005 | |
| 1/30/2019 | 0.0017 (J) | |
| 6/27/2019 | 0.0022 | |
| 9/12/2019 | 0.0024 | |
| 3/18/2020 | <0.005 | |
| 9/15/2020 | <0.005 | |
| 3/17/2021 | <0.005 | |
| 8/24/2021 | <0.005 | |
| 3/9/2022 | <0.005 | |
| 8/10/2022 | <0.005 | |
| 2/15/2023 | <0.005 | |
| 8/15/2023 | <0.005 | |
| 2/20/2024 | | 0.0019 (J) |
| 8/6/2024 | | <0.005 |
| 2/19/2025 | | <0.005 |
| 8/14/2025 | | <0.005 |

ND substitution: RL or RL/2 if <15% NDs.

# Mann-Whitney (Wilcoxon Rank Sum)

Constituent: Chromium (mg/L) Analysis Run 3/31/2026 5:07 AM View: Mann-Whitney

Plant Wansley Client: Southern Company Data: Wansley Landfill

| | GWC-33 | GWC-33 |
|---|---|---|
| 9/16/2011 | <0.005 | |
| 10/30/2011 | <0.005 | |
| 12/13/2011 | <0.005 | |
| 2/1/2012 | <0.005 | |
| 7/17/2012 | <0.005 | |
| 1/23/2013 | <0.005 | |
| 7/17/2013 | <0.005 | |
| 1/23/2014 | <0.005 | |
| 1/20/2015 | 0.0013 | |
| 7/29/2015 | 0.0028 | |
| 1/25/2016 | 0.001 (J) | |
| 3/23/2016 | <0.005 | |
| 5/24/2016 | <0.005 | |
| 7/22/2016 | <0.005 | |
| 9/16/2016 | <0.005 | |
| 11/17/2016 | 0.0034 | |
| 1/25/2017 | <0.005 | |
| 3/23/2017 | 0.0032 | |
| 5/1/2017 | <0.005 | |
| 8/4/2017 | <0.005 | |
| 1/23/2018 | <0.005 | |
| 6/26/2018 | <0.005 | |
| 1/30/2019 | 0.0026 | |
| 6/26/2019 | 0.0022 | |
| 9/12/2019 | 0.0032 | |
| 3/12/2020 | 0.0018 (J) | |
| 9/16/2020 | <0.005 | |
| 3/18/2021 | <0.005 | |
| 8/24/2021 | <0.005 | |
| 3/9/2022 | <0.005 | |
| 8/15/2022 | <0.005 | |
| 2/20/2023 | <0.005 | |
| 8/15/2023 | 0.0012 (J) | |
| 2/20/2024 | | 0.0025 |
| 7/31/2024 | | 0.0015 (J) |
| 2/19/2025 | | 0.0014 (J) |
| 8/19/2025 | | <0.005 |

ND substitution: RL or RL/2 if <15% NDs.

# Mann-Whitney (Wilcoxon Rank Sum)

Constituent: Chromium (mg/L) Analysis Run 3/31/2026 5:07 AM View: Mann-Whitney

Plant Wansley Client: Southern Company Data: Wansley Landfill

| | GWC-34 | GWC-34 |
|---|---|---|
| 9/16/2011 | <0.005 | |
| 10/31/2011 | <0.005 | |
| 12/12/2011 | <0.005 | |
| 2/1/2012 | <0.005 | |
| 7/16/2012 | <0.005 | |
| 1/22/2013 | <0.005 | |
| 7/17/2013 | <0.005 | |
| 1/23/2014 | <0.005 | |
| 6/25/2014 | <0.005 | |
| 1/14/2015 | <0.005 | |
| 7/29/2015 | <0.005 | |
| 1/21/2016 | <0.005 | |
| 3/24/2016 | <0.005 | |
| 5/23/2016 | <0.005 | |
| 7/21/2016 | <0.005 | |
| 9/15/2016 | <0.005 | |
| 11/15/2016 | <0.005 | |
| 1/25/2017 | <0.005 | |
| 3/22/2017 | <0.005 | |
| 5/1/2017 | <0.005 | |
| 8/3/2017 | <0.005 | |
| 1/23/2018 | <0.005 | |
| 6/20/2018 | <0.005 | |
| 1/28/2019 | 0.00076 (J) | |
| 6/26/2019 | 0.0022 | |
| 9/11/2019 | 0.0034 | |
| 3/11/2020 | <0.005 | |
| 9/11/2020 | <0.005 | |
| 3/16/2021 | <0.005 | |
| 8/24/2021 | <0.005 | |
| 3/2/2022 | <0.005 | |
| 8/10/2022 | <0.005 | |
| 2/20/2023 | <0.005 | |
| 8/16/2023 | <0.005 | |
| 2/22/2024 | | <0.005 |
| 8/5/2024 | | <0.005 |
| 2/13/2025 | | <0.005 |
| 8/14/2025 | | <0.005 |

ND substitution: RL or RL/2 if <15% NDs.

# Mann-Whitney (Wilcoxon Rank Sum)

Constituent: Chromium (mg/L) Analysis Run 3/31/2026 5:07 AM View: Mann-Whitney

Plant Wansley Client: Southern Company Data: Wansley Landfill

| | GWC-35 | GWC-35 |
|---|---|---|
| 9/16/2011 | <0.005 | |
| 10/31/2011 | <0.005 | |
| 12/12/2011 | <0.005 | |
| 2/1/2012 | <0.005 | |
| 7/16/2012 | <0.005 | |
| 1/22/2013 | <0.005 | |
| 7/2/2013 | <0.005 | |
| 1/21/2014 | <0.005 | |
| 6/25/2014 | <0.005 | |
| 1/14/2015 | <0.005 | |
| 7/28/2015 | <0.005 | |
| 1/21/2016 | <0.005 | |
| 3/24/2016 | <0.005 | |
| 5/23/2016 | <0.005 | |
| 7/21/2016 | <0.005 | |
| 9/15/2016 | <0.005 | |
| 11/15/2016 | <0.005 | |
| 1/26/2017 | <0.005 | |
| 3/22/2017 | <0.005 | |
| 5/2/2017 | <0.005 | |
| 8/3/2017 | <0.005 | |
| 1/23/2018 | <0.005 | |
| 6/19/2018 | <0.005 | |
| 1/21/2019 | 0.0013 (J) | |
| 6/26/2019 | 0.0022 | |
| 9/12/2019 | 0.0026 | |
| 3/11/2020 | <0.005 | |
| 9/11/2020 | <0.005 | |
| 3/16/2021 | <0.005 | |
| 8/18/2021 | <0.005 | |
| 3/2/2022 | <0.005 | |
| 8/15/2022 | <0.005 | |
| 2/20/2023 | <0.005 | |
| 8/16/2023 | <0.005 | |
| 2/22/2024 | | <0.005 |
| 8/5/2024 | | <0.005 |
| 2/18/2025 | | <0.005 |
| 8/14/2025 | | <0.005 |

ND substitution: RL or RL/2 if <15% NDs.

# Mann-Whitney (Wilcoxon Rank Sum)

Constituent: Cobalt (mg/L) Analysis Run 3/31/2026 5:07 AM View: Mann-Whitney

Plant Wansley Client: Southern Company Data: Wansley Landfill

| | GWA-1 | GWA-1 |
|---|---|---|
| 9/16/2011 | <0.0025 | |
| 10/27/2011 | <0.0025 | |
| 12/13/2011 | <0.0025 | |
| 1/31/2012 | <0.0025 | |
| 7/18/2012 | <0.0025 | |
| 1/24/2013 | <0.0025 | |
| 7/17/2013 | <0.0025 | |
| 1/21/2014 | <0.0025 | |
| 6/25/2014 | <0.0025 | |
| 1/14/2015 | 0.00068 (J) | |
| 7/21/2015 | <0.0025 | |
| 1/21/2016 | <0.0025 | |
| 3/23/2016 | <0.0025 | |
| 5/20/2016 | <0.0025 | |
| 7/21/2016 | <0.0025 | |
| 9/15/2016 | <0.0025 | |
| 11/11/2016 | <0.0025 | |
| 1/19/2017 | <0.0025 | |
| 3/16/2017 | <0.0025 | |
| 4/28/2017 | 0.00044 (J) | |
| 8/3/2017 | <0.0025 | |
| 1/19/2018 | <0.0025 | |
| 6/19/2018 | <0.0025 | |
| 1/17/2019 | 0.00033 (J) | |
| 6/24/2019 | 0.00019 (J) | |
| 9/9/2019 | 0.00019 (J) | |
| 3/10/2020 | 0.00017 (J) | |
| 9/9/2020 | <0.0025 | |
| 3/15/2021 | 0.00022 (J) | |
| 8/16/2021 | <0.0025 | |
| 2/28/2022 | 0.00087 (J) | |
| 8/9/2022 | 0.00038 (J) | |
| 2/14/2023 | <0.0025 | |
| 8/9/2023 | 0.00023 (J) | |
| 2/13/2024 | | 0.00041 (J) |
| 7/30/2024 | | 0.0003 (J) |
| 2/11/2025 | | <0.0025 |
| 8/12/2025 | | 0.00077 (J) |

ND substitution: RL or RL/2 if <15% NDs.

# Mann-Whitney (Wilcoxon Rank Sum)

Constituent: Cobalt (mg/L) Analysis Run 3/31/2026 5:07 AM View: Mann-Whitney

Plant Wansley Client: Southern Company Data: Wansley Landfill

| | GWA-2 | GWA-2 |
|---|---|---|
| 9/17/2011 | <0.005 | |
| 10/27/2011 | <0.005 | |
| 12/14/2011 | <0.005 | |
| 2/7/2012 | <0.005 | |
| 7/23/2012 | <0.005 | |
| 1/23/2013 | <0.005 | |
| 7/24/2013 | <0.005 | |
| 1/22/2014 | <0.005 | |
| 7/1/2014 | 0.00056 (J) | |
| 1/22/2015 | 0.00067 (J) | |
| 7/22/2015 | <0.005 | |
| 1/20/2016 | <0.005 | |
| 3/23/2016 | <0.005 | |
| 5/24/2016 | <0.005 | |
| 7/26/2016 | <0.005 | |
| 9/16/2016 | 0.0011 (J) | |
| 11/10/2016 | <0.005 | |
| 1/19/2017 | <0.005 | |
| 3/17/2017 | <0.005 | |
| 4/28/2017 | 0.00045 (J) | |
| 8/2/2017 | <0.005 | |
| 1/19/2018 | <0.005 | |
| 6/19/2018 | 0.00061 (J) | |
| 1/17/2019 | 0.00018 (J) | |
| 6/24/2019 | 0.00019 (J) | |
| 9/10/2019 | 0.00029 (J) | |
| 3/10/2020 | 0.00017 (J) | |
| 9/10/2020 | 0.00019 (J) | |
| 3/15/2021 | 0.00021 (J) | |
| 8/18/2021 | 0.0002 (J) | |
| 3/1/2022 | <0.005 | |
| 8/9/2022 | <0.005 | |
| 2/14/2023 | <0.005 | |
| 8/9/2023 | <0.005 | |
| 2/14/2024 | | <0.005 |
| 7/30/2024 | | <0.005 |
| 2/11/2025 | | <0.005 |
| 8/12/2025 | | <0.005 |

ND substitution: RL or RL/2 if <15% NDs.

# Mann-Whitney (Wilcoxon Rank Sum)

Constituent: Cobalt (mg/L) Analysis Run 3/31/2026 5:07 AM View: Mann-Whitney

Plant Wansley Client: Southern Company Data: Wansley Landfill

| | GWA-4 | GWA-4 |
|---|---|---|
| 8/31/2011 | 0.0028 | |
| 10/27/2011 | <0.0025 | |
| 12/14/2011 | <0.0025 | |
| 2/1/2012 | 0.0027 | |
| 7/23/2012 | 0.0073 | |
| 1/23/2013 | 0.0029 | |
| 7/17/2013 | 0.0033 | |
| 1/15/2014 | 0.0076 | |
| 6/25/2014 | 0.0044 | |
| 1/14/2015 | 0.015 | |
| 7/21/2015 | 0.0053 | |
| 1/20/2016 | 0.0034 | |
| 3/23/2016 | 0.00443 (J) | |
| 5/19/2016 | 0.00361 (J) | |
| 7/21/2016 | 0.0058 | |
| 9/14/2016 | 0.0075 | |
| 11/10/2016 | 0.01 | |
| 1/17/2017 | 0.013 | |
| 3/16/2017 | 0.0059 | |
| 4/27/2017 | 0.0052 | |
| 8/2/2017 | 0.005 | |
| 1/22/2018 | 0.0046 | |
| 6/19/2018 | 0.005 | |
| 1/17/2019 | 0.0038 | |
| 6/24/2019 | 0.006 | |
| 9/10/2019 | 0.0062 | |
| 3/10/2020 | 0.0035 | |
| 9/9/2020 | 0.0047 | |
| 3/15/2021 | 0.0073 | |
| 8/18/2021 | 0.005 | |
| 3/1/2022 | 0.0067 | |
| 8/9/2022 | 0.0075 | |
| 2/14/2023 | 0.0037 | |
| 8/9/2023 | 0.003 | |
| 2/14/2024 | | 0.0028 |
| 7/29/2024 | | 0.0034 |
| 2/10/2025 | | 0.0029 |
| 8/12/2025 | | 0.0013 (J) |

ND substitution: RL or RL/2 if <15% NDs.

# Mann-Whitney (Wilcoxon Rank Sum)

Constituent: Cobalt (mg/L) Analysis Run 3/31/2026 5:07 AM View: Mann-Whitney

Plant Wansley Client: Southern Company Data: Wansley Landfill

| | GWA-29 | GWA-29 |
|---|---|---|
| 9/17/2011 | <0.005 | |
| 10/28/2011 | <0.005 | |
| 12/12/2011 | <0.005 | |
| 1/31/2012 | <0.005 | |
| 7/17/2012 | <0.005 | |
| 1/24/2013 | <0.005 | |
| 7/24/2013 | <0.005 | |
| 1/22/2014 | <0.005 | |
| 7/8/2014 | <0.005 | |
| 1/21/2015 | <0.005 | |
| 7/22/2015 | <0.005 | |
| 1/19/2016 | <0.005 | |
| 3/22/2016 | <0.005 | |
| 5/19/2016 | <0.005 | |
| 7/21/2016 | <0.005 | |
| 1/17/2017 | <0.005 | |
| 3/15/2017 | <0.005 | |
| 4/27/2017 | <0.005 | |
| 7/18/2017 | <0.005 | |
| 8/1/2017 | <0.005 | |
| 1/19/2018 | <0.005 | |
| 6/19/2018 | <0.005 | |
| 1/18/2019 | <0.005 | |
| 6/25/2019 | 0.00012 (J) | |
| 9/10/2019 | 8.9E-05 (J) | |
| 3/10/2020 | <0.005 | |
| 9/9/2020 | <0.005 | |
| 3/15/2021 | <0.005 | |
| 8/18/2021 | <0.005 | |
| 3/2/2022 | <0.005 | |
| 8/9/2022 | <0.005 | |
| 2/13/2023 | <0.005 | |
| 8/8/2023 | <0.005 | |
| 2/14/2024 | | <0.005 |
| 7/30/2024 | | <0.005 |
| 2/11/2025 | | <0.005 |
| 8/12/2025 | | <0.005 |

ND substitution: RL or RL/2 if <15% NDs.

# Mann-Whitney (Wilcoxon Rank Sum)

Constituent: Cobalt (mg/L) Analysis Run 3/31/2026 5:07 AM View: Mann-Whitney

Plant Wansley Client: Southern Company Data: Wansley Landfill

| | GWC-5 | GWC-5 |
|---|---|---|
| 8/31/2011 | 0.02 | |
| 10/27/2011 | 0.038 | |
| 12/5/2011 | 0.04 | |
| 1/25/2012 | 0.043 | |
| 7/18/2012 | 0.028 | |
| 1/9/2013 | 0.037 | |
| 7/17/2013 | 0.018 | |
| 1/15/2014 | 0.018 | |
| 6/25/2014 | 0.019 | |
| 1/13/2015 | 0.012 | |
| 7/24/2015 | 0.013 | |
| 1/20/2016 | 0.012 | |
| 3/28/2016 | 0.0101 | |
| 5/23/2016 | 0.00701 (J) | |
| 7/21/2016 | 0.0079 | |
| 9/15/2016 | 0.02 | |
| 11/15/2016 | 0.011 | |
| 1/26/2017 | 0.0075 | |
| 3/22/2017 | 0.0063 | |
| 5/2/2017 | 0.0036 | |
| 8/3/2017 | 0.0061 | |
| 1/23/2018 | 0.01 | |
| 6/25/2018 | 0.0049 | |
| 1/30/2019 | 0.00068 (J) | |
| 6/26/2019 | 0.0054 | |
| 9/12/2019 | 0.0062 | |
| 3/16/2020 | 0.0049 | |
| 9/9/2020 | 0.0048 | |
| 3/17/2021 | 0.0042 | |
| 8/19/2021 | 0.0045 | |
| 3/2/2022 | 0.0048 | |
| 8/11/2022 | 0.0022 (J) | |
| 2/20/2023 | 0.004 | |
| 8/14/2023 | 0.0023 (J) | |
| 2/14/2024 | | 0.0041 |
| 7/31/2024 | | 0.0032 |
| 2/14/2025 | | 0.0036 |
| 8/18/2025 | | 0.0024 (J) |

# Mann-Whitney (Wilcoxon Rank Sum)

Constituent: Cobalt (mg/L) Analysis Run 3/31/2026 5:07 AM View: Mann-Whitney

Plant Wansley Client: Southern Company Data: Wansley Landfill

| | GWC-6 | GWC-6 |
|---|---|---|
| 8/31/2011 | 0.013 | |
| 10/30/2011 | 0.037 (O) | |
| 12/5/2011 | 0.029 (O) | |
| 1/25/2012 | 0.018 | |
| 7/24/2012 | 0.011 | |
| 1/8/2013 | 0.012 | |
| 7/9/2013 | 0.017 | |
| 1/15/2014 | 0.017 | |
| 6/25/2014 | 0.0099 | |
| 1/20/2015 | 0.0098 | |
| 7/24/2015 | 0.012 | |
| 1/20/2016 | 0.01 | |
| 3/28/2016 | 0.0104 | |
| 5/24/2016 | 0.00926 (J) | |
| 7/21/2016 | 0.01 | |
| 9/15/2016 | 0.014 | |
| 11/16/2016 | 0.015 | |
| 1/26/2017 | 0.011 | |
| 3/22/2017 | 0.012 | |
| 5/2/2017 | 0.0094 | |
| 8/3/2017 | 0.014 | |
| 1/23/2018 | 0.013 | |
| 6/25/2018 | 0.014 | |
| 1/30/2019 | 0.017 | |
| 6/26/2019 | 0.012 | |
| 9/12/2019 | 0.019 | |
| 3/16/2020 | 0.012 | |
| 9/11/2020 | 0.017 | |
| 3/17/2021 | 0.015 | |
| 8/18/2021 | 0.013 | |
| 3/2/2022 | 0.011 | |
| 8/11/2022 | 0.015 | |
| 2/20/2023 | 0.013 | |
| 8/14/2023 | 0.013 | |
| 2/14/2024 | | 0.0078 |
| 8/1/2024 | | 0.016 |
| 2/18/2025 | | 0.0067 |
| 8/15/2025 | | 0.013 |

# Mann-Whitney (Wilcoxon Rank Sum)

Constituent: Cobalt (mg/L) Analysis Run 3/31/2026 5:07 AM View: Mann-Whitney

Plant Wansley Client: Southern Company Data: Wansley Landfill

| | GWC-7 | GWC-7 |
|---|---|---|
| 9/7/2011 | <0.0025 | |
| 10/30/2011 | <0.0025 | |
| 12/5/2011 | <0.0025 | |
| 1/25/2012 | <0.0025 | |
| 7/18/2012 | 0.017 | |
| 1/7/2013 | 0.03 | |
| 7/9/2013 | 0.028 | |
| 1/14/2014 | 0.021 | |
| 6/24/2014 | 0.011 | |
| 1/20/2015 | 0.0088 | |
| 7/27/2015 | 0.0061 | |
| 1/26/2016 | 0.002 | |
| 3/29/2016 | 0.00652 (J) | |
| 5/24/2016 | 0.00462 (J) | |
| 7/22/2016 | 0.0042 | |
| 9/15/2016 | 0.0036 | |
| 11/16/2016 | 0.0044 | |
| 1/26/2017 | 0.00091 (J) | |
| 3/22/2017 | 0.0016 (J) | |
| 5/2/2017 | 0.011 | |
| 8/4/2017 | 0.0033 | |
| 1/23/2018 | 0.0028 | |
| 6/25/2018 | 0.0057 | |
| 1/21/2019 | 0.00051 (J) | |
| 6/25/2019 | 0.0039 | |
| 9/10/2019 | 0.0035 | |
| 3/12/2020 | 0.00066 (J) | |
| 9/14/2020 | 0.0028 | |
| 3/16/2021 | 0.00057 (J) | |
| 8/19/2021 | 0.0023 (J) | |
| 3/2/2022 | 0.00043 (J) | |
| 8/11/2022 | 0.0019 (J) | |
| 2/21/2023 | 0.00079 (J) | |
| 8/9/2023 | 0.0013 (J) | |
| 2/21/2024 | | 0.00076 (J) |
| 8/1/2024 | | 0.0015 (J) |
| 2/13/2025 | | 0.00057 (J) |
| 8/18/2025 | | 0.0019 (J) |

# Mann-Whitney (Wilcoxon Rank Sum)

Constituent: Cobalt (mg/L) Analysis Run 3/31/2026 5:07 AM View: Mann-Whitney

Plant Wansley Client: Southern Company Data: Wansley Landfill

| | GWC-8 | GWC-8 |
|---|---|---|
| 9/7/2011 | 0.14 (O) | |
| 10/30/2011 | 0.021 | |
| 12/5/2011 | 0.17 (O) | |
| 1/19/2012 | 0.028 | |
| 7/18/2012 | 0.037 | |
| 1/7/2013 | 0.037 | |
| 7/9/2013 | 0.065 | |
| 1/14/2014 | 0.026 | |
| 6/24/2014 | 0.034 | |
| 1/20/2015 | 0.031 | |
| 7/27/2015 | 0.031 | |
| 1/26/2016 | 0.021 | |
| 3/29/2016 | 0.0208 | |
| 5/24/2016 | 0.0649 | |
| 7/26/2016 | 0.044 | |
| 9/19/2016 | 0.059 | |
| 11/16/2016 | 0.064 | |
| 1/26/2017 | 0.0017 (J) | |
| 3/23/2017 | 0.025 | |
| 5/3/2017 | 0.047 | |
| 8/7/2017 | 0.042 | |
| 1/24/2018 | 0.014 | |
| 6/21/2018 | 0.04 | |
| 1/22/2019 | 0.013 | |
| 6/25/2019 | 0.035 | |
| 9/10/2019 | 0.041 | |
| 3/12/2020 | 0.0047 | |
| 9/14/2020 | 0.028 | |
| 3/16/2021 | 0.0052 | |
| 8/20/2021 | 0.013 | |
| 3/2/2022 | 0.005 | |
| 8/11/2022 | 0.021 | |
| 2/15/2023 | 0.0016 (J) | |
| 8/9/2023 | 0.014 | |
| 2/21/2024 | | 0.0017 (J) |
| 7/30/2024 | | 0.0076 |
| 2/13/2025 | | 0.0012 (J) |
| 8/13/2025 | | 0.0089 |

# Mann-Whitney (Wilcoxon Rank Sum)

Constituent: Cobalt (mg/L) Analysis Run 3/31/2026 5:07 AM View: Mann-Whitney

Plant Wansley Client: Southern Company Data: Wansley Landfill

| | GWC-9 | GWC-9 |
|---|---|---|
| 9/7/2011 | 0.27 (O) | |
| 10/30/2011 | <0.0025 | |
| 12/4/2011 | 0.14 | |
| 1/19/2012 | 0.13 | |
| 7/18/2012 | 0.12 | |
| 1/8/2013 | 0.056 | |
| 7/9/2013 | 0.042 | |
| 1/14/2014 | 0.038 | |
| 6/24/2014 | 0.039 | |
| 1/20/2015 | 0.037 | |
| 7/27/2015 | 0.04 | |
| 1/26/2016 | 0.028 | |
| 3/29/2016 | 0.0328 | |
| 5/24/2016 | 0.0334 | |
| 7/25/2016 | 0.051 | |
| 9/19/2016 | 0.055 | |
| 11/16/2016 | 0.061 | |
| 1/31/2017 | 0.15 | |
| 3/23/2017 | 0.091 | |
| 5/2/2017 | 0.049 | |
| 8/7/2017 | 0.057 | |
| 1/24/2018 | 0.044 | |
| 6/21/2018 | 0.049 | |
| 1/22/2019 | 0.028 | |
| 6/25/2019 | 0.043 | |
| 9/16/2019 | 0.042 | |
| 3/16/2020 | 0.026 | |
| 9/11/2020 | 0.045 | |
| 3/16/2021 | 0.035 | |
| 8/25/2021 | 0.027 | |
| 3/9/2022 | 0.024 | |
| 8/16/2022 | 0.15 | |
| 2/15/2023 | 0.022 | |
| 8/9/2023 | 0.058 | |
| 2/19/2024 | | 0.022 |
| 7/31/2024 | | 0.072 |
| 2/18/2025 | | 0.022 |
| 8/13/2025 | | 0.081 |

ND substitution: RL or RL/2 if <15% NDs.

# Mann-Whitney (Wilcoxon Rank Sum)

Constituent: Cobalt (mg/L) Analysis Run 3/31/2026 5:07 AM View: Mann-Whitney

Plant Wansley Client: Southern Company Data: Wansley Landfill

| | GWC-10 | GWC-10 |
|---|---|---|
| 1/25/2016 | 0.0048 | |
| 3/30/2016 | 0.0025 (J) | |
| 5/25/2016 | 0.00272 (J) | |
| 7/27/2016 | 0.0052 | |
| 9/16/2016 | 0.0048 | |
| 11/17/2016 | 0.0095 | |
| 2/1/2017 | 0.009 | |
| 3/24/2017 | 0.0026 | |
| 5/3/2017 | 0.0073 | |
| 8/8/2017 | 0.0037 | |
| 1/25/2018 | 0.01 | |
| 6/21/2018 | 0.012 | |
| 1/31/2019 | 0.0063 | |
| 6/26/2019 | 0.0051 | |
| 9/17/2019 | 0.006 | |
| 3/17/2020 | 0.0038 | |
| 9/10/2020 | 0.0046 | |
| 3/18/2021 | 0.0018 (J) | |
| 8/20/2021 | 0.0041 | |
| 3/8/2022 | 0.0028 | |
| 8/16/2022 | 0.0011 (J) | |
| 2/15/2023 | 0.0042 | |
| 8/10/2023 | 0.0028 | |
| 2/20/2024 | | 0.0034 |
| 7/31/2024 | | 0.0028 |
| 2/19/2025 | | 0.0041 |
| 8/19/2025 | | 0.0047 (J) |

# Mann-Whitney (Wilcoxon Rank Sum)

Constituent: Cobalt (mg/L) Analysis Run 3/31/2026 5:07 AM View: Mann-Whitney

Plant Wansley Client: Southern Company Data: Wansley Landfill

| | GWC-11 | GWC-11 |
|---|---|---|
| 9/13/2011 | 0.013 | |
| 10/28/2011 | 0.014 | |
| 12/4/2011 | 0.011 | |
| 2/9/2012 | 0.0091 | |
| 7/18/2012 | 0.0061 | |
| 1/8/2013 | 0.0035 | |
| 7/9/2013 | 0.0044 | |
| 1/15/2014 | 0.0043 | |
| 6/25/2014 | 0.011 | |
| 1/21/2015 | 0.0057 | |
| 7/28/2015 | 0.009 | |
| 1/26/2016 | 0.0025 | |
| 3/29/2016 | 0.00664 (J) | |
| 5/25/2016 | 0.0102 | |
| 7/25/2016 | 0.0059 | |
| 9/19/2016 | 0.0061 | |
| 11/16/2016 | 0.005 | |
| 1/31/2017 | 0.012 | |
| 3/23/2017 | 0.013 | |
| 5/2/2017 | 0.013 | |
| 8/7/2017 | 0.0099 | |
| 1/24/2018 | 0.0047 | |
| 6/20/2018 | 0.0063 | |
| 1/24/2019 | 0.0015 (J) | |
| 6/26/2019 | 0.0037 | |
| 9/16/2019 | 0.0034 | |
| 3/16/2020 | 0.0014 (J) | |
| 9/10/2020 | 0.0026 | |
| 3/17/2021 | 0.0034 | |
| 8/23/2021 | 0.0019 (J) | |
| 3/7/2022 | 0.0016 (J) | |
| 8/15/2022 | 0.0014 (J) | |
| 2/21/2023 | 0.00073 (J) | |
| 8/14/2023 | 0.0013 (J) | |
| 2/14/2024 | | 0.0013 (J) |
| 8/6/2024 | | 0.0016 (J) |
| 2/18/2025 | | 0.0035 |
| 8/18/2025 | | 0.004 (J) |

# Mann-Whitney (Wilcoxon Rank Sum)

Constituent: Cobalt (mg/L) Analysis Run 3/31/2026 5:07 AM View: Mann-Whitney

Plant Wansley Client: Southern Company Data: Wansley Landfill

| | GWC-12 | GWC-12 |
|---|---|---|
| 9/13/2011 | <0.005 | |
| 10/28/2011 | <0.005 | |
| 12/4/2011 | <0.005 | |
| 1/24/2012 | <0.005 | |
| 7/11/2012 | <0.005 | |
| 1/8/2013 | <0.005 | |
| 7/10/2013 | <0.005 | |
| 1/21/2014 | <0.005 | |
| 7/1/2014 | <0.005 | |
| 1/21/2015 | <0.005 | |
| 7/28/2015 | <0.005 | |
| 1/26/2016 | <0.005 | |
| 3/29/2016 | <0.005 | |
| 5/25/2016 | <0.005 | |
| 7/22/2016 | <0.005 | |
| 9/15/2016 | <0.005 | |
| 11/16/2016 | <0.005 | |
| 1/31/2017 | <0.005 | |
| 3/23/2017 | <0.005 | |
| 5/3/2017 | <0.005 | |
| 8/7/2017 | <0.005 | |
| 1/24/2018 | <0.005 | |
| 6/26/2018 | <0.005 | |
| 1/25/2019 | 0.00032 (J) | |
| 6/26/2019 | 0.00039 (J) | |
| 9/11/2019 | 0.00017 (J) | |
| 3/18/2020 | 0.0012 (J) | |
| 9/10/2020 | 0.0043 | |
| 3/16/2021 | 0.0013 (J) | |
| 8/19/2021 | 0.00044 (J) | |
| 3/7/2022 | 0.00071 (J) | |
| 8/16/2022 | <0.005 | |
| 2/15/2023 | 0.0018 (J) | |
| 8/14/2023 | 0.00033 (J) | |
| 2/20/2024 | | 0.00039 (J) |
| 8/6/2024 | | 0.0003 (J) |
| 2/17/2025 | | <0.005 |
| 8/18/2025 | | <0.005 |

ND substitution: RL or RL/2 if <15% NDs.

# Mann-Whitney (Wilcoxon Rank Sum)

Constituent: Cobalt (mg/L) Analysis Run 3/31/2026 5:07 AM View: Mann-Whitney

Plant Wansley Client: Southern Company Data: Wansley Landfill

| | GWC-14 | GWC-14 |
|---|---|---|
| 9/13/2011 | <0.0013 | |
| 10/27/2011 | 0.044 (O) | |
| 12/3/2011 | 0.0037 | |
| 1/24/2012 | 0.021 | |
| 7/11/2012 | <0.0013 | |
| 1/8/2013 | <0.0013 | |
| 7/10/2013 | 0.0014 | |
| 1/21/2014 | 0.043 | |
| 7/1/2014 | 0.0011 (J) | |
| 1/14/2015 | 0.019 | |
| 7/22/2015 | 0.016 | |
| 1/27/2016 | 0.45 | |
| 3/30/2016 | 0.176 | |
| 4/20/2016 | 0.13 | |
| 5/25/2016 | 0.0616 | |
| 7/26/2016 | 0.32 | |
| 9/15/2016 | 0.014 | |
| 11/17/2016 | 0.01 | |
| 2/1/2017 | 0.2 | |
| 3/23/2017 | 0.14 | |
| 5/3/2017 | 0.23 | |
| 8/7/2017 | 0.026 | |
| 1/25/2018 | 0.23 | |
| 6/20/2018 | 0.048 | |
| 1/22/2019 | 0.22 | |
| 6/25/2019 | 0.23 | |
| 9/12/2019 | 0.013 | |
| 3/17/2020 | 0.16 | |
| 9/10/2020 | 0.078 | |
| 3/17/2021 | 0.15 | |
| 8/23/2021 | 0.31 | |
| 3/7/2022 | 0.19 | |
| 8/16/2022 | 0.02 | |
| 2/17/2023 | 0.29 | |
| 8/14/2023 | 0.4 | |
| 2/19/2024 | | 0.32 |
| 8/6/2024 | | 0.06 |
| 2/17/2025 | | 0.34 |
| 8/19/2025 | | 0.22 |

# Mann-Whitney (Wilcoxon Rank Sum)

Constituent: Cobalt (mg/L) Analysis Run 3/31/2026 5:07 AM View: Mann-Whitney

Plant Wansley Client: Southern Company Data: Wansley Landfill

| | GWC-15 | GWC-15 |
|---|---|---|
| 9/16/2011 | <0.005 | |
| 10/27/2011 | <0.005 | |
| 12/3/2011 | <0.005 | |
| 2/9/2012 | <0.005 | |
| 7/11/2012 | <0.005 | |
| 1/8/2013 | <0.005 | |
| 7/2/2013 | <0.005 | |
| 1/21/2014 | <0.005 | |
| 6/24/2014 | <0.005 | |
| 1/14/2015 | 0.00063 (J) | |
| 7/22/2015 | 0.00065 (J) | |
| 1/27/2016 | 0.0016 | |
| 3/30/2016 | <0.005 | |
| 5/25/2016 | <0.005 | |
| 7/26/2016 | <0.005 | |
| 9/20/2016 | <0.005 | |
| 11/17/2016 | 0.001 (J) | |
| 2/1/2017 | <0.005 | |
| 3/23/2017 | 0.0013 (J) | |
| 5/3/2017 | 0.00055 (J) | |
| 8/4/2017 | 0.0018 (J) | |
| 1/25/2018 | 0.00072 (J) | |
| 6/20/2018 | <0.005 | |
| 1/22/2019 | 0.00016 (J) | |
| 6/25/2019 | 0.00012 (J) | |
| 9/17/2019 | <0.005 | |
| 3/16/2020 | <0.005 | |
| 9/10/2020 | <0.005 | |
| 3/18/2021 | <0.005 | |
| 8/24/2021 | 0.00018 (J) | |
| 3/7/2022 | <0.005 | |
| 8/16/2022 | <0.005 | |
| 2/21/2023 | <0.005 | |
| 8/14/2023 | <0.005 | |
| 2/21/2024 | | <0.005 |
| 8/6/2024 | | 0.00036 (J) |
| 2/18/2025 | | <0.005 |
| 8/18/2025 | | <0.005 |

ND substitution: RL or RL/2 if <15% NDs.

# Mann-Whitney (Wilcoxon Rank Sum)

Constituent: Cobalt (mg/L) Analysis Run 3/31/2026 5:07 AM View: Mann-Whitney

Plant Wansley Client: Southern Company Data: Wansley Landfill

| | GWC-16 | GWC-16 |
|---|---|---|
| 8/30/2011 | 0.0033 (O) | |
| 10/26/2011 | <0.005 | |
| 12/3/2011 | <0.005 | |
| 1/25/2012 | <0.005 | |
| 7/11/2012 | <0.005 | |
| 1/8/2013 | <0.005 | |
| 7/2/2013 | <0.005 | |
| 1/14/2014 | <0.005 | |
| 6/25/2014 | <0.005 | |
| 1/13/2015 | <0.005 | |
| 7/22/2015 | <0.005 | |
| 1/27/2016 | <0.005 | |
| 3/30/2016 | <0.005 | |
| 5/25/2016 | <0.005 | |
| 7/27/2016 | <0.005 | |
| 9/16/2016 | <0.005 | |
| 11/17/2016 | <0.005 | |
| 2/1/2017 | <0.005 | |
| 3/24/2017 | <0.005 | |
| 5/3/2017 | <0.005 | |
| 8/7/2017 | <0.005 | |
| 1/25/2018 | <0.005 | |
| 6/20/2018 | <0.005 | |
| 1/25/2019 | 0.00013 (J) | |
| 6/25/2019 | <0.005 | |
| 9/11/2019 | <0.005 | |
| 3/17/2020 | <0.005 | |
| 9/11/2020 | <0.005 | |
| 3/17/2021 | <0.005 | |
| 8/20/2021 | <0.005 | |
| 3/8/2022 | <0.005 | |
| 8/16/2022 | <0.005 | |
| 2/20/2023 | <0.005 | |
| 8/14/2023 | <0.005 | |
| 2/21/2024 | | <0.005 |
| 8/5/2024 | | <0.005 |
| 2/11/2025 | | <0.005 |
| 8/15/2025 | | <0.005 |

ND substitution: RL or RL/2 if <15% NDs.

# Mann-Whitney (Wilcoxon Rank Sum)

Constituent: Cobalt (mg/L) Analysis Run 3/31/2026 5:07 AM View: Mann-Whitney

Plant Wansley Client: Southern Company Data: Wansley Landfill

| | GWC-17 | GWC-17 |
|---|---|---|
| 8/30/2011 | <0.005 | |
| 10/26/2011 | <0.005 | |
| 12/3/2011 | <0.005 | |
| 1/25/2012 | <0.005 | |
| 7/11/2012 | <0.005 | |
| 1/8/2013 | <0.005 | |
| 7/16/2013 | <0.005 | |
| 1/14/2014 | <0.005 | |
| 6/25/2014 | <0.005 | |
| 1/14/2015 | <0.005 | |
| 7/28/2015 | <0.005 | |
| 1/27/2016 | <0.005 | |
| 3/30/2016 | <0.005 | |
| 5/25/2016 | <0.005 | |
| 7/27/2016 | <0.005 | |
| 9/19/2016 | <0.005 | |
| 11/17/2016 | <0.005 | |
| 2/1/2017 | <0.005 | |
| 3/24/2017 | <0.005 | |
| 5/3/2017 | <0.005 | |
| 8/7/2017 | <0.005 | |
| 1/25/2018 | <0.005 | |
| 6/26/2018 | <0.005 | |
| 1/24/2019 | <0.005 | |
| 6/25/2019 | <0.005 | |
| 9/11/2019 | <0.005 | |
| 3/17/2020 | <0.005 | |
| 9/14/2020 | <0.005 | |
| 3/16/2021 | <0.005 | |
| 8/20/2021 | <0.005 | |
| 3/8/2022 | <0.005 | |
| 8/11/2022 | <0.005 | |
| 2/20/2023 | <0.005 | |
| 8/10/2023 | <0.005 | |
| 2/20/2024 | | 0.00034 (J) |
| 8/7/2024 | | <0.005 |
| 2/13/2025 | | <0.005 |
| 8/13/2025 | | <0.005 |

ND substitution: RL or RL/2 if <15% NDs.

# Mann-Whitney (Wilcoxon Rank Sum)

Constituent: Cobalt (mg/L) Analysis Run 3/31/2026 5:07 AM View: Mann-Whitney

Plant Wansley Client: Southern Company Data: Wansley Landfill

| | GWC-19 | GWC-19 |
|---|---|---|
| 8/30/2011 | 0.0042 | |
| 10/26/2011 | <0.0025 | |
| 12/3/2011 | 0.0036 | |
| 2/8/2012 | <0.0025 | |
| 7/11/2012 | <0.0025 | |
| 1/8/2013 | 0.0017 | |
| 7/16/2013 | <0.0025 | |
| 1/21/2014 | 0.00055 (J) | |
| 6/24/2014 | 0.00071 (J) | |
| 1/13/2015 | 0.00085 (J) | |
| 7/23/2015 | 0.00099 (J) | |
| 1/27/2016 | 0.00077 (J) | |
| 3/30/2016 | <0.0025 | |
| 5/26/2016 | <0.0025 | |
| 7/25/2016 | <0.0025 | |
| 9/19/2016 | <0.0025 | |
| 11/17/2016 | <0.0025 | |
| 2/2/2017 | 0.011 (O) | |
| 3/24/2017 | 0.0016 (J) | |
| 5/3/2017 | 0.0017 (J) | |
| 8/7/2017 | 0.00081 (J) | |
| 1/25/2018 | 0.00047 (J) | |
| 6/21/2018 | 0.0009 (J) | |
| 1/28/2019 | 0.00043 (J) | |
| 6/26/2019 | 0.00042 (J) | |
| 9/12/2019 | 0.00035 (J) | |
| 3/18/2020 | 0.0016 (J) | |
| 9/15/2020 | 0.0003 (J) | |
| 3/17/2021 | 0.00038 (J) | |
| 8/24/2021 | 0.00053 (J) | |
| 3/8/2022 | 0.00038 (J) | |
| 8/11/2022 | <0.0025 | |
| 2/21/2023 | 0.00053 (J) | |
| 8/9/2023 | <0.0025 | |
| 2/21/2024 | | 0.0003 (J) |
| 8/6/2024 | | <0.0025 |
| 2/14/2025 | | 0.00049 (J) |
| 8/13/2025 | | 0.0011 (J) |

ND substitution: RL or RL/2 if <15% NDs.

# Mann-Whitney (Wilcoxon Rank Sum)

Constituent: Cobalt (mg/L) Analysis Run 3/31/2026 5:07 AM View: Mann-Whitney

Plant Wansley Client: Southern Company Data: Wansley Landfill

| | GWC-20 | GWC-20 |
|---|---|---|
| 8/31/2011 | <0.005 | |
| 10/27/2011 | <0.005 | |
| 12/4/2011 | <0.005 | |
| 2/8/2012 | <0.005 | |
| 7/11/2012 | <0.005 | |
| 1/8/2013 | <0.005 | |
| 7/16/2013 | <0.005 | |
| 1/21/2014 | <0.005 | |
| 6/24/2014 | 0.00071 (J) | |
| 1/13/2015 | <0.005 | |
| 7/23/2015 | 0.0011 (J) | |
| 1/27/2016 | <0.005 | |
| 3/30/2016 | <0.005 | |
| 5/26/2016 | <0.005 | |
| 7/25/2016 | 0.00042 (J) | |
| 9/20/2016 | 0.00064 (J) | |
| 11/17/2016 | <0.005 | |
| 2/2/2017 | <0.005 | |
| 3/28/2017 | <0.005 | |
| 5/4/2017 | <0.005 | |
| 8/7/2017 | <0.005 | |
| 1/26/2018 | 0.00058 (J) | |
| 6/21/2018 | <0.005 | |
| 1/28/2019 | <0.005 | |
| 6/25/2019 | 0.00012 (J) | |
| 9/11/2019 | <0.005 | |
| 3/18/2020 | <0.005 | |
| 9/15/2020 | <0.005 | |
| 3/16/2021 | <0.005 | |
| 8/24/2021 | <0.005 | |
| 3/7/2022 | <0.005 | |
| 8/16/2022 | <0.005 | |
| 2/22/2023 | <0.005 | |
| 8/9/2023 | <0.005 | |
| 2/20/2024 | | <0.005 |
| 8/2/2024 | | 0.00038 (J) |
| 2/14/2025 | | 0.00039 (J) |
| 8/12/2025 | | <0.005 |

ND substitution: RL or RL/2 if <15% NDs.

# Mann-Whitney (Wilcoxon Rank Sum)

Constituent: Cobalt (mg/L) Analysis Run 3/31/2026 5:07 AM View: Mann-Whitney

Plant Wansley Client: Southern Company Data: Wansley Landfill

| | GWC-21 | GWC-21 |
|---|---|---|
| 8/31/2011 | 0.0047 | |
| 10/27/2011 | 0.0032 | |
| 12/4/2011 | 0.003 | |
| 2/8/2012 | 0.0035 | |
| 7/17/2012 | 0.0043 | |
| 1/9/2013 | 0.0019 | |
| 7/16/2013 | 0.0043 | |
| 1/21/2014 | 0.00093 (J) | |
| 6/24/2014 | <0.0025 | |
| 1/13/2015 | 0.00058 (J) | |
| 7/23/2015 | <0.0025 | |
| 1/26/2016 | 0.0015 | |
| 3/30/2016 | <0.0025 | |
| 5/26/2016 | <0.0025 | |
| 7/26/2016 | <0.0025 | |
| 9/20/2016 | <0.0025 | |
| 11/17/2016 | <0.0025 | |
| 2/2/2017 | 0.0004 (J) | |
| 3/28/2017 | 0.00047 (J) | |
| 5/4/2017 | 0.00043 (J) | |
| 8/7/2017 | 0.0024 (J) | |
| 1/26/2018 | 0.0048 | |
| 6/20/2018 | 0.0031 | |
| 1/24/2019 | 0.0028 | |
| 6/25/2019 | 0.0028 | |
| 9/11/2019 | 0.0017 | |
| 3/18/2020 | 0.0006 (J) | |
| 9/15/2020 | 0.0027 | |
| 3/16/2021 | 0.0022 (J) | |
| 8/19/2021 | 0.0049 | |
| 3/7/2022 | 0.0026 | |
| 8/16/2022 | 0.0031 | |
| 2/21/2023 | 0.0029 | |
| 8/9/2023 | 0.0042 | |
| 2/19/2024 | | 0.0025 |
| 7/30/2024 | | 0.00081 (J) |
| 2/11/2025 | | 0.0017 (J) |
| 8/12/2025 | | 0.0028 (J) |

ND substitution: RL or RL/2 if <15% NDs.

# Mann-Whitney (Wilcoxon Rank Sum)

Constituent: Cobalt (mg/L) Analysis Run 3/31/2026 5:07 AM View: Mann-Whitney

Plant Wansley Client: Southern Company Data: Wansley Landfill

| | GWC-22 | GWC-22 |
|---|---|---|
| 9/15/2011 | <0.005 | |
| 10/29/2011 | <0.005 | |
| 12/13/2011 | <0.005 | |
| 1/25/2012 | <0.005 | |
| 7/18/2012 | <0.005 | |
| 1/22/2013 | <0.005 | |
| 7/16/2013 | <0.005 | |
| 1/21/2014 | <0.005 | |
| 6/25/2014 | <0.005 | |
| 1/14/2015 | <0.005 | |
| 7/23/2015 | <0.005 | |
| 1/26/2016 | <0.005 | |
| 3/31/2016 | <0.005 | |
| 5/26/2016 | <0.005 | |
| 7/26/2016 | <0.005 | |
| 9/20/2016 | <0.005 | |
| 11/17/2016 | <0.005 | |
| 2/3/2017 | <0.005 | |
| 3/28/2017 | <0.005 | |
| 5/3/2017 | <0.005 | |
| 8/8/2017 | <0.005 | |
| 1/25/2018 | <0.005 | |
| 6/20/2018 | <0.005 | |
| 1/24/2019 | <0.005 | |
| 6/25/2019 | <0.005 | |
| 9/10/2019 | <0.005 | |
| 3/18/2020 | 0.00027 (J) | |
| 9/10/2020 | <0.005 | |
| 3/15/2021 | 0.00013 (J) | |
| 8/19/2021 | <0.005 | |
| 3/8/2022 | <0.005 | |
| 8/17/2022 | <0.005 | |
| 2/14/2023 | <0.005 | |
| 8/14/2023 | <0.005 | |
| 2/14/2024 | | <0.005 |
| 8/6/2024 | | <0.005 |
| 2/11/2025 | | <0.005 |
| 8/12/2025 | | <0.005 |

ND substitution: RL or RL/2 if <15% NDs.

# Mann-Whitney (Wilcoxon Rank Sum)

Constituent: Cobalt (mg/L) Analysis Run 3/31/2026 5:07 AM View: Mann-Whitney

Plant Wansley Client: Southern Company Data: Wansley Landfill

| | GWC-23 | GWC-23 |
|---|---|---|
| 9/16/2011 | 0.0037 (O) | |
| 10/29/2011 | <0.005 | |
| 12/13/2011 | 0.003 (O) | |
| 1/31/2012 | 0.0027 | |
| 7/18/2012 | 0.0021 | |
| 1/22/2013 | 0.002 | |
| 7/23/2013 | 0.0013 | |
| 1/22/2014 | 0.00035 (J) | |
| 7/1/2014 | 0.00088 (J) | |
| 1/22/2015 | <0.005 | |
| 7/29/2015 | 0.00052 (J) | |
| 1/21/2016 | <0.005 | |
| 3/29/2016 | <0.005 | |
| 5/25/2016 | <0.005 | |
| 7/27/2016 | <0.005 | |
| 9/20/2016 | <0.005 | |
| 11/18/2016 | <0.005 | |
| 2/3/2017 | <0.005 | |
| 3/28/2017 | <0.005 | |
| 5/4/2017 | <0.005 | |
| 8/8/2017 | <0.005 | |
| 1/25/2018 | <0.005 | |
| 6/20/2018 | <0.005 | |
| 1/25/2019 | 8.4E-05 (J) | |
| 6/26/2019 | <0.005 | |
| 9/12/2019 | 9.3E-05 (J) | |
| 3/18/2020 | 0.00022 (J) | |
| 9/10/2020 | 0.00016 (J) | |
| 3/18/2021 | 0.00024 (J) | |
| 8/23/2021 | <0.005 | |
| 3/9/2022 | <0.005 | |
| 8/16/2022 | <0.005 | |
| 2/21/2023 | <0.005 | |
| 8/15/2023 | <0.005 | |
| 2/19/2024 | | <0.005 |
| 7/30/2024 | | <0.005 |
| 2/11/2025 | | <0.005 |
| 8/12/2025 | | <0.005 |

ND substitution: RL or RL/2 if <15% NDs.

# Mann-Whitney (Wilcoxon Rank Sum)

Constituent: Cobalt (mg/L) Analysis Run 3/31/2026 5:07 AM View: Mann-Whitney

Plant Wansley Client: Southern Company Data: Wansley Landfill

| | GWC-24 | GWC-24 |
|---|---|---|
| 7/8/2014 | 0.0023 | |
| 7/31/2015 | 0.0018 | |
| 1/20/2016 | 0.0023 | |
| 3/30/2016 | <0.01 | |
| 5/25/2016 | <0.01 | |
| 7/27/2016 | 0.00095 (J) | |
| 9/16/2016 | 0.0053 | |
| 11/18/2016 | 0.0011 (J) | |
| 2/3/2017 | 0.00097 (J) | |
| 3/29/2017 | 0.00059 (J) | |
| 5/4/2017 | 0.0011 (J) | |
| 8/8/2017 | 0.0011 (J) | |
| 1/25/2018 | 0.00088 (J) | |
| 6/27/2018 | 0.00086 (J) | |
| 1/31/2019 | 0.0029 | |
| 6/26/2019 | 0.001 | |
| 9/11/2019 | 0.0013 | |
| 3/12/2020 | 0.002 (J) | |
| 9/15/2020 | 0.0018 (J) | |
| 3/18/2021 | 0.0028 | |
| 8/19/2021 | 0.0028 | |
| 3/10/2022 | 0.0011 (J) | |
| 8/18/2022 | 0.00098 (J) | |
| 2/16/2023 | 0.0019 (J) | |
| 8/16/2023 | 0.00094 (J) | |
| 2/22/2024 | | 0.0045 |
| 8/6/2024 | | 0.0007 (J) |
| 2/14/2025 | | 0.003 |
| 8/14/2025 | | 0.0015 (J) |

ND substitution: RL or RL/2 if <15% NDs.

# Mann-Whitney (Wilcoxon Rank Sum)

Constituent: Cobalt (mg/L) Analysis Run 3/31/2026 5:07 AM View: Mann-Whitney

Plant Wansley Client: Southern Company Data: Wansley Landfill

| | GWC-25 | GWC-25 |
|---|---|---|
| 9/17/2011 | <0.0025 | |
| 10/31/2011 | 0.0042 | |
| 12/14/2011 | 0.0047 | |
| 2/7/2012 | <0.0025 | |
| 7/17/2012 | 0.044 | |
| 7/24/2013 | 0.041 | |
| 1/23/2014 | 0.0077 | |
| 7/8/2014 | 0.028 | |
| 1/21/2015 | 0.0063 | |
| 7/30/2015 | 0.01 | |
| 1/21/2016 | 0.0094 | |
| 3/28/2016 | 0.0117 | |
| 5/25/2016 | 0.0122 | |
| 7/27/2016 | 0.0065 | |
| 9/19/2016 | 0.0071 | |
| 11/15/2016 | 0.029 | |
| 1/24/2017 | 0.033 | |
| 3/23/2017 | 0.022 | |
| 5/2/2017 | 0.036 | |
| 8/3/2017 | 0.00041 (J) | |
| 1/25/2018 | 0.01 | |
| 6/27/2018 | 0.01 | |
| 1/24/2019 | 0.0014 (J) | |
| 6/25/2019 | 0.001 | |
| 9/11/2019 | 0.013 | |
| 3/12/2020 | 0.0066 | |
| 9/14/2020 | 0.0074 | |
| 3/17/2021 | 0.004 | |
| 8/19/2021 | 0.0041 | |
| 3/8/2022 | 0.0023 (J) | |
| 8/10/2022 | 0.002 (J) | |
| 2/21/2023 | 0.0047 | |
| 8/15/2023 | 0.0054 | |
| 2/21/2024 | | 0.0035 |
| 8/1/2024 | | 0.0049 |
| 2/14/2025 | | 0.0027 |
| 8/13/2025 | | 0.0046 (J) |

ND substitution: RL or RL/2 if <15% NDs.

# Mann-Whitney (Wilcoxon Rank Sum)

Constituent: Cobalt (mg/L) Analysis Run 3/31/2026 5:07 AM View: Mann-Whitney

Plant Wansley Client: Southern Company Data: Wansley Landfill

| | GWC-26 | GWC-26 |
|---|---|---|
| 9/17/2011 | <0.005 | |
| 10/29/2011 | <0.005 | |
| 12/14/2011 | <0.005 | |
| 2/7/2012 | <0.005 | |
| 7/17/2012 | <0.005 | |
| 1/24/2013 | 0.0018 | |
| 7/24/2013 | <0.005 | |
| 1/23/2014 | 0.00041 (J) | |
| 7/8/2014 | <0.005 | |
| 1/21/2015 | <0.005 | |
| 7/31/2015 | <0.005 | |
| 1/25/2016 | <0.005 | |
| 3/24/2016 | <0.005 | |
| 5/25/2016 | <0.005 | |
| 7/26/2016 | <0.005 | |
| 9/19/2016 | <0.005 | |
| 11/14/2016 | 0.00061 (J) | |
| 1/19/2017 | <0.005 | |
| 3/16/2017 | <0.005 | |
| 5/1/2017 | <0.005 | |
| 8/3/2017 | <0.005 | |
| 1/22/2018 | <0.005 | |
| 6/27/2018 | <0.005 | |
| 1/24/2019 | 0.00012 (J) | |
| 6/25/2019 | 0.00017 (J) | |
| 9/12/2019 | 0.00012 (J) | |
| 3/13/2020 | 0.00015 (J) | |
| 9/15/2020 | <0.005 | |
| 3/17/2021 | <0.005 | |
| 8/19/2021 | <0.005 | |
| 3/9/2022 | <0.005 | |
| 8/10/2022 | <0.005 | |
| 2/21/2023 | <0.005 | |
| 8/16/2023 | <0.005 | |
| 2/20/2024 | | <0.005 |
| 8/2/2024 | | <0.005 |
| 2/13/2025 | | <0.005 |
| 8/13/2025 | | <0.005 |

ND substitution: RL or RL/2 if <15% NDs.

# Mann-Whitney (Wilcoxon Rank Sum)

Constituent: Cobalt (mg/L) Analysis Run 3/31/2026 5:07 AM View: Mann-Whitney

Plant Wansley Client: Southern Company Data: Wansley Landfill

| | GWC-27 | GWC-27 |
|---|---|---|
| 9/17/2011 | <0.0025 | |
| 10/29/2011 | <0.0025 | |
| 12/14/2011 | <0.0025 | |
| 1/25/2012 | <0.0025 | |
| 7/17/2012 | 0.0023 | |
| 1/24/2013 | 0.0033 | |
| 7/24/2013 | 0.0046 | |
| 1/23/2014 | 0.0024 | |
| 7/8/2014 | 0.0027 | |
| 1/21/2015 | 0.0025 | |
| 7/30/2015 | 0.003 | |
| 1/22/2016 | 0.0018 | |
| 3/23/2016 | 0.00275 (J) | |
| 5/24/2016 | 0.0024 (J) | |
| 7/26/2016 | 0.0043 | |
| 9/19/2016 | 0.0024 (J) | |
| 11/11/2016 | 0.0018 (J) | |
| 1/20/2017 | 0.0027 | |
| 3/16/2017 | 0.0024 (J) | |
| 4/28/2017 | 0.0026 | |
| 8/3/2017 | 0.0024 (J) | |
| 1/19/2018 | 0.0019 (J) | |
| 6/27/2018 | 0.002 (J) | |
| 1/24/2019 | 0.0019 (J) | |
| 6/26/2019 | 0.0023 | |
| 9/12/2019 | 0.0022 | |
| 3/12/2020 | 0.0009 (J) | |
| 9/9/2020 | 0.0034 | |
| 3/18/2021 | 0.0017 (J) | |
| 8/23/2021 | 0.0014 (J) | |
| 3/8/2022 | 0.0013 (J) | |
| 8/10/2022 | 0.0015 (J) | |
| 2/20/2023 | 0.0023 (J) | |
| 8/15/2023 | 0.0012 (J) | |
| 2/20/2024 | | 0.001 (J) |
| 7/30/2024 | | 0.0011 (J) |
| 2/11/2025 | | 0.001 (J) |
| 8/13/2025 | | 0.0012 (J) |

ND substitution: RL or RL/2 if <15% NDs.

# Mann-Whitney (Wilcoxon Rank Sum)

Constituent: Cobalt (mg/L) Analysis Run 3/31/2026 5:07 AM View: Mann-Whitney

Plant Wansley Client: Southern Company Data: Wansley Landfill

| | GWC-31 | GWC-31 |
|---|---|---|
| 9/17/2011 | <0.005 | |
| 10/31/2011 | <0.005 | |
| 2/7/2012 | <0.005 | |
| 1/23/2013 | <0.005 | |
| 1/23/2014 | <0.005 | |
| 7/1/2014 | <0.005 | |
| 1/21/2015 | <0.005 | |
| 1/25/2016 | <0.005 | |
| 3/30/2016 | <0.005 | |
| 5/25/2016 | <0.005 | |
| 7/27/2016 | 0.0015 (J) | |
| 1/25/2017 | <0.005 | |
| 3/23/2017 | <0.005 | |
| 5/2/2017 | <0.005 | |
| 7/19/2017 | <0.005 | |
| 8/4/2017 | <0.005 | |
| 1/23/2018 | <0.005 | |
| 6/27/2018 | <0.005 | |
| 1/31/2019 | <0.005 | |
| 6/26/2019 | <0.005 | |
| 9/11/2019 | 0.00044 (J) | |
| 3/17/2020 | 0.00017 (J) | |
| 9/11/2020 | <0.005 | |
| 3/16/2021 | 0.00013 (J) | |
| 8/25/2021 | <0.005 | |
| 3/10/2022 | <0.005 | |
| 8/16/2022 | <0.005 | |
| 2/22/2023 | <0.005 | |
| 8/16/2023 | 0.00031 (J) | |
| 2/21/2024 | | <0.005 |
| 8/2/2024 | | <0.005 |
| 2/18/2025 | | <0.005 |
| 8/15/2025 | | <0.005 |

ND substitution: RL or RL/2 if <15% NDs.

# Mann-Whitney (Wilcoxon Rank Sum)

Constituent: Cobalt (mg/L) Analysis Run 3/31/2026 5:07 AM View: Mann-Whitney

Plant Wansley Client: Southern Company Data: Wansley Landfill

| | GWC-32 | GWC-32 |
|---|---|---|
| 9/15/2011 | <0.005 | |
| 10/31/2011 | <0.005 | |
| 12/13/2011 | <0.005 | |
| 2/1/2012 | <0.005 | |
| 7/17/2012 | <0.005 | |
| 1/23/2013 | <0.005 | |
| 7/24/2013 | <0.005 | |
| 1/23/2014 | <0.005 | |
| 7/1/2014 | <0.005 | |
| 1/20/2015 | <0.005 | |
| 7/30/2015 | <0.005 | |
| 1/25/2016 | <0.005 | |
| 3/23/2016 | <0.005 | |
| 5/24/2016 | <0.005 | |
| 7/22/2016 | 0.00058 (J) | |
| 9/16/2016 | 0.00088 (J) | |
| 11/15/2016 | <0.005 | |
| 1/26/2017 | 0.0013 (J) | |
| 3/24/2017 | 0.0012 (J) | |
| 5/2/2017 | 0.00095 (J) | |
| 8/3/2017 | 0.00045 (J) | |
| 1/23/2018 | 0.00053 (J) | |
| 6/26/2018 | <0.005 | |
| 1/30/2019 | 0.00012 (J) | |
| 6/27/2019 | 0.00017 (J) | |
| 9/12/2019 | 0.00087 | |
| 3/18/2020 | 0.001 (J) | |
| 9/15/2020 | <0.005 | |
| 3/17/2021 | 0.00021 (J) | |
| 8/24/2021 | <0.005 | |
| 3/9/2022 | <0.005 | |
| 8/10/2022 | <0.005 | |
| 2/15/2023 | <0.005 | |
| 8/15/2023 | <0.005 | |
| 2/20/2024 | | <0.005 |
| 8/6/2024 | | <0.005 |
| 2/19/2025 | | <0.005 |
| 8/14/2025 | | <0.005 |

ND substitution: RL or RL/2 if <15% NDs.

# Mann-Whitney (Wilcoxon Rank Sum)

Constituent: Cobalt (mg/L) Analysis Run 3/31/2026 5:07 AM View: Mann-Whitney

Plant Wansley Client: Southern Company Data: Wansley Landfill

| | GWC-33 | GWC-33 |
|---|---|---|
| 9/16/2011 | <0.005 | |
| 10/30/2011 | 0.0031 | |
| 12/13/2011 | 0.0033 | |
| 2/1/2012 | <0.005 | |
| 7/17/2012 | 0.0037 | |
| 1/23/2013 | 0.002 | |
| 7/17/2013 | 0.0013 | |
| 1/23/2014 | 0.00071 (J) | |
| 1/20/2015 | 0.0013 | |
| 7/29/2015 | 0.00054 (J) | |
| 1/25/2016 | 0.00082 (J) | |
| 3/23/2016 | <0.005 | |
| 5/24/2016 | 0.0136 (O) | |
| 7/22/2016 | 0.01 (O) | |
| 9/16/2016 | 0.011 (O) | |
| 11/17/2016 | 0.0032 | |
| 1/25/2017 | <0.005 | |
| 3/23/2017 | 0.0037 | |
| 5/1/2017 | 0.0085 (O) | |
| 8/4/2017 | 0.0023 (J) | |
| 1/23/2018 | 0.0024 (J) | |
| 6/26/2018 | 0.0042 | |
| 1/30/2019 | 0.00012 (J) | |
| 6/26/2019 | 0.0025 | |
| 9/12/2019 | 0.00083 | |
| 3/12/2020 | 0.0013 (J) | |
| 9/16/2020 | 0.0019 (J) | |
| 3/18/2021 | 0.00015 (J) | |
| 8/24/2021 | <0.005 | |
| 3/9/2022 | 0.00031 (J) | |
| 8/15/2022 | <0.005 | |
| 2/20/2023 | <0.005 | |
| 8/15/2023 | <0.005 | |
| 2/20/2024 | | <0.005 |
| 7/31/2024 | | <0.005 |
| 2/19/2025 | | <0.005 |
| 8/19/2025 | | <0.005 |

ND substitution: RL or RL/2 if <15% NDs.

# Mann-Whitney (Wilcoxon Rank Sum)

Constituent: Cobalt (mg/L) Analysis Run 3/31/2026 5:07 AM View: Mann-Whitney

Plant Wansley Client: Southern Company Data: Wansley Landfill

| | GWC-34 | GWC-34 |
|---|---|---|
| 9/16/2011 | <0.005 | |
| 10/31/2011 | <0.005 | |
| 12/12/2011 | <0.005 | |
| 2/1/2012 | <0.005 | |
| 7/16/2012 | <0.005 | |
| 1/22/2013 | <0.005 | |
| 7/17/2013 | <0.005 | |
| 1/23/2014 | <0.005 | |
| 6/25/2014 | <0.005 | |
| 1/14/2015 | <0.005 | |
| 7/29/2015 | <0.005 | |
| 1/21/2016 | <0.005 | |
| 3/24/2016 | <0.005 | |
| 5/23/2016 | <0.005 | |
| 7/21/2016 | <0.005 | |
| 9/15/2016 | <0.005 | |
| 11/15/2016 | 0.00043 (J) | |
| 1/25/2017 | <0.005 | |
| 3/22/2017 | <0.005 | |
| 5/1/2017 | <0.005 | |
| 8/3/2017 | 0.027 (O) | |
| 1/23/2018 | <0.005 | |
| 6/20/2018 | <0.005 | |
| 1/28/2019 | <0.005 | |
| 6/26/2019 | <0.005 | |
| 9/11/2019 | 0.00011 (J) | |
| 3/11/2020 | <0.005 | |
| 9/11/2020 | <0.005 | |
| 3/16/2021 | <0.005 | |
| 8/24/2021 | <0.005 | |
| 3/2/2022 | <0.005 | |
| 8/10/2022 | <0.005 | |
| 2/20/2023 | <0.005 | |
| 8/16/2023 | <0.005 | |
| 2/22/2024 | | <0.005 |
| 8/5/2024 | | <0.005 |
| 2/13/2025 | | <0.005 |
| 8/14/2025 | | <0.005 |

ND substitution: RL or RL/2 if <15% NDs.

# Mann-Whitney (Wilcoxon Rank Sum)

Constituent: Cobalt (mg/L) Analysis Run 3/31/2026 5:07 AM View: Mann-Whitney

Plant Wansley Client: Southern Company Data: Wansley Landfill

| | GWC-35 | GWC-35 |
|---|---|---|
| 9/16/2011 | <0.0025 | |
| 10/31/2011 | <0.0025 | |
| 12/12/2011 | 0.0025 | |
| 2/1/2012 | <0.0025 | |
| 7/16/2012 | 0.0017 | |
| 1/22/2013 | 0.0013 | |
| 7/2/2013 | <0.0025 | |
| 1/21/2014 | 0.00076 (J) | |
| 6/25/2014 | 0.00093 (J) | |
| 1/14/2015 | 0.00069 (J) | |
| 7/28/2015 | 0.00053 (J) | |
| 1/21/2016 | 0.0005 (J) | |
| 3/24/2016 | <0.0025 | |
| 5/23/2016 | <0.0025 | |
| 7/21/2016 | <0.0025 | |
| 9/15/2016 | <0.0025 | |
| 11/15/2016 | <0.0025 | |
| 1/26/2017 | <0.0025 | |
| 3/22/2017 | <0.0025 | |
| 5/2/2017 | <0.0025 | |
| 8/3/2017 | <0.0025 | |
| 1/23/2018 | <0.0025 | |
| 6/19/2018 | 0.00042 (J) | |
| 1/21/2019 | 0.00025 (J) | |
| 6/26/2019 | 0.00028 (J) | |
| 9/12/2019 | 0.00027 (J) | |
| 3/11/2020 | 0.00022 (J) | |
| 9/11/2020 | 0.00028 (J) | |
| 3/16/2021 | 0.00026 (J) | |
| 8/18/2021 | 0.00022 (J) | |
| 3/2/2022 | <0.0025 | |
| 8/15/2022 | 0.00036 (J) | |
| 2/20/2023 | <0.0025 | |
| 8/16/2023 | 0.00052 (J) | |
| 2/22/2024 | | 0.00032 (J) |
| 8/5/2024 | | 0.00062 (J) |
| 2/18/2025 | | 0.00054 (J) |
| 8/14/2025 | | 0.00045 (J) |

ND substitution: RL or RL/2 if <15% NDs.

# Mann-Whitney (Wilcoxon Rank Sum)

Constituent: Copper (mg/L) Analysis Run 3/31/2026 5:07 AM View: Mann-Whitney

Plant Wansley Client: Southern Company Data: Wansley Landfill

| | GWA-2 | GWA-2 |
|---|---|---|
| 9/17/2011 | <0.002 | |
| 10/27/2011 | <0.002 | |
| 12/14/2011 | <0.002 | |
| 2/7/2012 | <0.002 | |
| 7/23/2012 | <0.002 | |
| 1/23/2013 | <0.002 | |
| 7/24/2013 | <0.002 | |
| 1/22/2014 | <0.002 | |
| 7/1/2014 | 0.0011 (J) | |
| 1/22/2015 | <0.002 | |
| 7/22/2015 | 0.0012 (J) | |
| 1/20/2016 | <0.002 | |
| 7/26/2016 | <0.002 | |
| 1/19/2017 | <0.002 | |
| 8/2/2017 | <0.002 | |
| 1/19/2018 | <0.002 | |
| 6/19/2018 | <0.002 | |
| 1/17/2019 | <0.002 | |
| 6/24/2019 | 0.0011 (J) | |
| 9/10/2019 | 0.0014 (J) | |
| 3/10/2020 | <0.002 | |
| 9/10/2020 | 0.00099 (J) | |
| 3/15/2021 | 0.001 (J) | |
| 8/18/2021 | 0.0011 (J) | |
| 3/1/2022 | <0.002 | |
| 8/9/2022 | <0.002 | |
| 2/14/2023 | <0.002 | |
| 8/9/2023 | <0.002 | |
| 2/14/2024 | | <0.002 |
| 7/30/2024 | | <0.002 |
| 2/11/2025 | | <0.002 |
| 8/12/2025 | | <0.002 |

ND substitution: RL or RL/2 if <15% NDs.

# Mann-Whitney (Wilcoxon Rank Sum)

Constituent: Copper (mg/L) Analysis Run 3/31/2026 5:07 AM View: Mann-Whitney

Plant Wansley Client: Southern Company Data: Wansley Landfill

| | GWA-28 | GWA-28 |
|---|---|---|
| 9/16/2011 | <0.002 | |
| 10/28/2011 | <0.002 | |
| 12/12/2011 | <0.002 | |
| 1/25/2012 | <0.002 | |
| 7/16/2012 | <0.002 | |
| 1/24/2013 | <0.002 | |
| 7/23/2013 | <0.002 | |
| 1/22/2014 | 0.0012 (J) | |
| 7/1/2014 | <0.002 | |
| 1/21/2015 | <0.002 | |
| 7/21/2015 | <0.002 | |
| 1/22/2016 | <0.002 | |
| 7/25/2016 | <0.002 | |
| 1/17/2017 | <0.002 | |
| 8/1/2017 | <0.002 | |
| 1/19/2018 | <0.002 | |
| 6/19/2018 | <0.002 | |
| 1/21/2019 | <0.002 | |
| 6/25/2019 | <0.002 | |
| 9/10/2019 | <0.002 | |
| 3/10/2020 | <0.002 | |
| 9/9/2020 | <0.002 | |
| 3/15/2021 | <0.002 | |
| 8/16/2021 | <0.002 | |
| 3/1/2022 | <0.002 | |
| 8/9/2022 | <0.002 | |
| 2/14/2023 | <0.002 | |
| 8/9/2023 | <0.002 | |
| 2/14/2024 | | <0.002 |
| 7/29/2024 | | <0.002 |
| 2/10/2025 | | <0.002 |
| 8/12/2025 | | <0.002 |

ND substitution: RL or RL/2 if <15% NDs.

# Mann-Whitney (Wilcoxon Rank Sum)

Constituent: Copper (mg/L) Analysis Run 3/31/2026 5:07 AM View: Mann-Whitney

Plant Wansley Client: Southern Company Data: Wansley Landfill

| | GWA-29 | GWA-29 |
|---|---|---|
| 9/17/2011 | <0.013 | |
| 10/28/2011 | <0.013 | |
| 12/12/2011 | <0.013 | |
| 1/31/2012 | 0.018 | |
| 7/17/2012 | 0.0066 | |
| 1/24/2013 | 0.015 | |
| 7/24/2013 | 0.015 | |
| 1/22/2014 | 0.015 | |
| 7/8/2014 | 0.0081 | |
| 1/21/2015 | 0.0088 | |
| 7/22/2015 | 0.0072 | |
| 1/19/2016 | 0.0083 | |
| 7/21/2016 | 0.0056 | |
| 1/17/2017 | 0.0065 | |
| 8/1/2017 | 0.0044 | |
| 1/19/2018 | 0.0046 | |
| 6/19/2018 | 0.0063 | |
| 1/18/2019 | 0.0059 | |
| 6/25/2019 | 0.0085 | |
| 9/10/2019 | 0.0074 | |
| 3/10/2020 | 0.004 | |
| 9/9/2020 | 0.0055 | |
| 3/15/2021 | 0.0062 | |
| 8/18/2021 | 0.006 | |
| 3/2/2022 | 0.0053 | |
| 8/9/2022 | 0.0055 | |
| 2/13/2023 | 0.0048 | |
| 8/8/2023 | 0.0043 | |
| 2/14/2024 | | 0.0043 |
| 7/30/2024 | | 0.003 |
| 2/11/2025 | | 0.0038 |
| 8/12/2025 | | 0.0032 |

ND substitution: RL or RL/2 if <15% NDs.

# Mann-Whitney (Wilcoxon Rank Sum)

Constituent: Copper (mg/L) Analysis Run 3/31/2026 5:07 AM View: Mann-Whitney

Plant Wansley Client: Southern Company Data: Wansley Landfill

| | GWC-5 | GWC-5 |
|---|---|---|
| 8/31/2011 | <0.002 | |
| 10/27/2011 | <0.002 | |
| 12/5/2011 | <0.002 | |
| 1/25/2012 | <0.002 | |
| 7/18/2012 | <0.002 | |
| 1/9/2013 | <0.002 | |
| 7/17/2013 | <0.002 | |
| 1/15/2014 | 0.0012 (J) | |
| 6/25/2014 | 0.00098 (J) | |
| 1/13/2015 | 0.00095 (J) | |
| 7/24/2015 | <0.002 | |
| 1/20/2016 | <0.002 | |
| 7/21/2016 | <0.002 | |
| 1/26/2017 | <0.002 | |
| 8/3/2017 | <0.002 | |
| 1/23/2018 | <0.002 | |
| 6/25/2018 | <0.002 | |
| 1/30/2019 | <0.002 | |
| 6/26/2019 | <0.002 | |
| 9/12/2019 | <0.002 | |
| 3/16/2020 | <0.002 | |
| 9/9/2020 | <0.002 | |
| 3/17/2021 | <0.002 | |
| 8/19/2021 | <0.002 | |
| 3/2/2022 | <0.002 | |
| 8/11/2022 | <0.002 | |
| 2/20/2023 | <0.002 | |
| 8/14/2023 | <0.002 | |
| 2/14/2024 | | 0.0012 (J) |
| 7/31/2024 | | <0.002 |
| 2/14/2025 | | <0.002 |
| 8/18/2025 | | 0.00066 (J) |

ND substitution: RL or RL/2 if <15% NDs.

# Mann-Whitney (Wilcoxon Rank Sum)

Constituent: Copper (mg/L) Analysis Run 3/31/2026 5:07 AM View: Mann-Whitney

Plant Wansley Client: Southern Company Data: Wansley Landfill

| | GWC-6 | GWC-6 |
|---|---|---|
| 8/31/2011 | <0.002 | |
| 10/30/2011 | <0.002 | |
| 12/5/2011 | <0.002 | |
| 1/25/2012 | <0.002 | |
| 7/24/2012 | <0.002 | |
| 1/8/2013 | <0.002 | |
| 7/9/2013 | <0.002 | |
| 1/15/2014 | 0.0031 (J) | |
| 6/25/2014 | <0.002 | |
| 1/20/2015 | <0.002 | |
| 7/24/2015 | <0.002 | |
| 1/20/2016 | 0.0011 (J) | |
| 7/21/2016 | <0.002 | |
| 1/26/2017 | <0.002 | |
| 8/3/2017 | <0.002 | |
| 1/23/2018 | <0.002 | |
| 6/25/2018 | <0.002 | |
| 1/30/2019 | <0.002 | |
| 6/26/2019 | <0.002 | |
| 9/12/2019 | <0.002 | |
| 3/16/2020 | <0.002 | |
| 9/11/2020 | <0.002 | |
| 3/17/2021 | <0.002 | |
| 8/18/2021 | <0.002 | |
| 3/2/2022 | <0.002 | |
| 8/11/2022 | <0.002 | |
| 2/20/2023 | <0.002 | |
| 8/14/2023 | <0.002 | |
| 2/14/2024 | | <0.002 |
| 8/1/2024 | | <0.002 |
| 2/18/2025 | | <0.002 |
| 8/15/2025 | | <0.002 |

ND substitution: RL or RL/2 if <15% NDs.

# Mann-Whitney (Wilcoxon Rank Sum)

Constituent: Copper (mg/L) Analysis Run 3/31/2026 5:07 AM View: Mann-Whitney

Plant Wansley Client: Southern Company Data: Wansley Landfill

| | GWC-8 | GWC-8 |
|---|---|---|
| 9/7/2011 | <0.002 | |
| 10/30/2011 | <0.002 | |
| 12/5/2011 | <0.002 | |
| 1/19/2012 | <0.002 | |
| 7/18/2012 | <0.002 | |
| 1/7/2013 | <0.002 | |
| 7/9/2013 | <0.002 | |
| 1/14/2014 | 0.001 (J) | |
| 6/24/2014 | <0.002 | |
| 1/20/2015 | 0.0014 (J) | |
| 7/27/2015 | <0.002 | |
| 1/26/2016 | 0.0013 (J) | |
| 7/26/2016 | <0.002 | |
| 1/26/2017 | 0.0021 (J) | |
| 8/7/2017 | 0.0035 | |
| 1/24/2018 | <0.002 | |
| 6/21/2018 | 0.0024 (J) | |
| 1/22/2019 | <0.002 | |
| 6/25/2019 | 0.00074 (J) | |
| 9/10/2019 | 0.00065 (J) | |
| 3/12/2020 | 0.0014 (J) | |
| 9/14/2020 | <0.002 | |
| 3/16/2021 | 0.001 (J) | |
| 8/20/2021 | 0.0013 (J) | |
| 3/2/2022 | 0.0019 (J) | |
| 8/11/2022 | <0.002 | |
| 2/15/2023 | 0.0014 (J) | |
| 8/9/2023 | <0.002 | |
| 2/21/2024 | | 0.0028 |
| 7/30/2024 | | 0.0032 |
| 2/13/2025 | | 0.0051 |
| 8/13/2025 | | 0.0026 |

ND substitution: RL or RL/2 if <15% NDs.

# Mann-Whitney (Wilcoxon Rank Sum)

Constituent: Copper (mg/L) Analysis Run 3/31/2026 5:07 AM View: Mann-Whitney

Plant Wansley Client: Southern Company Data: Wansley Landfill

| | GWC-9 | GWC-9 |
|---|---|---|
| 9/7/2011 | <0.002 | |
| 10/30/2011 | <0.002 | |
| 12/4/2011 | <0.002 | |
| 1/19/2012 | <0.002 | |
| 7/18/2012 | <0.002 | |
| 1/8/2013 | <0.002 | |
| 7/9/2013 | <0.002 | |
| 1/14/2014 | <0.002 | |
| 6/24/2014 | <0.002 | |
| 1/20/2015 | <0.002 | |
| 7/27/2015 | <0.002 | |
| 1/26/2016 | 0.0022 (J) | |
| 7/25/2016 | <0.002 | |
| 1/31/2017 | 0.0021 (J) | |
| 8/7/2017 | <0.002 | |
| 1/24/2018 | <0.002 | |
| 6/21/2018 | 0.0026 | |
| 1/22/2019 | <0.002 | |
| 6/25/2019 | <0.002 | |
| 9/16/2019 | <0.002 | |
| 3/16/2020 | 0.00077 (J) | |
| 9/11/2020 | <0.002 | |
| 3/16/2021 | <0.002 | |
| 8/25/2021 | <0.002 | |
| 3/9/2022 | <0.002 | |
| 8/16/2022 | <0.002 | |
| 2/15/2023 | <0.002 | |
| 8/9/2023 | <0.002 | |
| 2/19/2024 | | 0.0012 (J) |
| 7/31/2024 | | 0.0066 |
| 2/18/2025 | | 0.0015 (J) |
| 8/13/2025 | | 0.002 |

ND substitution: RL or RL/2 if <15% NDs.

# Mann-Whitney (Wilcoxon Rank Sum)

Constituent: Copper (mg/L) Analysis Run 3/31/2026 5:07 AM View: Mann-Whitney

Plant Wansley Client: Southern Company Data: Wansley Landfill

| | GWC-10 | GWC-10 |
|---|---|---|
| 1/25/2016 | <0.002 | |
| 7/27/2016 | 0.004 | |
| 2/1/2017 | <0.002 | |
| 8/8/2017 | <0.002 | |
| 1/25/2018 | <0.002 | |
| 6/21/2018 | <0.002 | |
| 1/31/2019 | <0.002 | |
| 6/26/2019 | 0.00064 (J) | |
| 9/17/2019 | 0.0007 (J) | |
| 3/17/2020 | <0.002 | |
| 9/10/2020 | 0.0083 (O) | |
| 3/18/2021 | <0.002 | |
| 8/20/2021 | <0.002 | |
| 3/8/2022 | <0.002 | |
| 8/16/2022 | <0.002 | |
| 2/15/2023 | <0.002 | |
| 8/10/2023 | <0.002 | |
| 2/20/2024 | | <0.002 |
| 7/31/2024 | | <0.002 |
| 2/19/2025 | | <0.002 |
| 8/19/2025 | | <0.002 |

ND substitution: RL or RL/2 if <15% NDs.

# Mann-Whitney (Wilcoxon Rank Sum)

Constituent: Copper (mg/L) Analysis Run 3/31/2026 5:07 AM View: Mann-Whitney

Plant Wansley Client: Southern Company Data: Wansley Landfill

| | GWC-11 | GWC-11 |
|---|---|---|
| 9/13/2011 | <0.002 | |
| 10/28/2011 | <0.002 | |
| 12/4/2011 | <0.002 | |
| 2/9/2012 | <0.002 | |
| 7/18/2012 | <0.002 | |
| 1/8/2013 | <0.002 | |
| 7/9/2013 | <0.002 | |
| 1/15/2014 | 0.0012 (J) | |
| 6/25/2014 | 0.0012 (J) | |
| 1/21/2015 | <0.002 | |
| 7/28/2015 | <0.002 | |
| 1/26/2016 | 0.001 (J) | |
| 7/25/2016 | <0.002 | |
| 1/31/2017 | <0.002 | |
| 8/7/2017 | <0.002 | |
| 1/24/2018 | <0.002 | |
| 6/20/2018 | <0.002 | |
| 1/24/2019 | <0.002 | |
| 6/26/2019 | <0.002 | |
| 9/16/2019 | <0.002 | |
| 3/16/2020 | <0.002 | |
| 9/10/2020 | 0.0034 | |
| 3/17/2021 | <0.002 | |
| 8/23/2021 | <0.002 | |
| 3/7/2022 | <0.002 | |
| 8/15/2022 | <0.002 | |
| 2/21/2023 | <0.002 | |
| 8/14/2023 | <0.002 | |
| 2/14/2024 | | <0.002 |
| 8/6/2024 | | <0.002 |
| 2/18/2025 | | <0.002 |
| 8/18/2025 | | <0.002 |

ND substitution: RL or RL/2 if <15% NDs.

# Mann-Whitney (Wilcoxon Rank Sum)

Constituent: Copper (mg/L) Analysis Run 3/31/2026 5:07 AM View: Mann-Whitney

Plant Wansley Client: Southern Company Data: Wansley Landfill

| | GWC-12 | GWC-12 |
|---|---|---|
| 9/13/2011 | <0.002 | |
| 10/28/2011 | <0.002 | |
| 12/4/2011 | <0.002 | |
| 1/24/2012 | <0.002 | |
| 7/11/2012 | <0.002 | |
| 1/8/2013 | <0.002 | |
| 7/10/2013 | <0.002 | |
| 1/21/2014 | <0.002 | |
| 7/1/2014 | <0.002 | |
| 1/21/2015 | <0.002 | |
| 7/28/2015 | <0.002 | |
| 1/26/2016 | <0.002 | |
| 7/22/2016 | <0.002 | |
| 1/31/2017 | <0.002 | |
| 8/7/2017 | <0.002 | |
| 1/24/2018 | <0.002 | |
| 6/26/2018 | <0.002 | |
| 1/25/2019 | <0.002 | |
| 6/26/2019 | <0.002 | |
| 9/11/2019 | 0.00096 (J) | |
| 3/18/2020 | <0.002 | |
| 9/10/2020 | <0.002 | |
| 3/16/2021 | <0.002 | |
| 8/19/2021 | <0.002 | |
| 3/7/2022 | <0.002 | |
| 8/16/2022 | <0.002 | |
| 2/15/2023 | <0.002 | |
| 8/14/2023 | <0.002 | |
| 2/20/2024 | | <0.002 |
| 8/6/2024 | | <0.002 |
| 2/17/2025 | | <0.002 |
| 8/18/2025 | | <0.002 |

ND substitution: RL or RL/2 if <15% NDs.

# Mann-Whitney (Wilcoxon Rank Sum)

Constituent: Copper (mg/L) Analysis Run 3/31/2026 5:07 AM View: Mann-Whitney

Plant Wansley Client: Southern Company Data: Wansley Landfill

| | GWC-13 | GWC-13 |
|---|---|---|
| 9/13/2011 | <0.002 | |
| 10/28/2011 | <0.002 | |
| 12/4/2011 | <0.002 | |
| 1/24/2012 | <0.002 | |
| 7/11/2012 | <0.002 | |
| 1/8/2013 | <0.002 | |
| 7/10/2013 | <0.002 | |
| 1/21/2014 | <0.002 | |
| 7/1/2014 | <0.002 | |
| 1/21/2015 | <0.002 | |
| 7/28/2015 | <0.002 | |
| 1/27/2016 | 0.0021 (J) | |
| 7/26/2016 | <0.002 | |
| 1/31/2017 | <0.002 | |
| 8/4/2017 | <0.002 | |
| 1/25/2018 | <0.002 | |
| 6/20/2018 | <0.002 | |
| 1/22/2019 | <0.002 | |
| 6/25/2019 | <0.002 | |
| 9/12/2019 | <0.002 | |
| 3/12/2020 | <0.002 | |
| 9/10/2020 | <0.002 | |
| 3/17/2021 | 0.00064 (J) | |
| 8/23/2021 | <0.002 | |
| 3/8/2022 | <0.002 | |
| 8/15/2022 | <0.002 | |
| 2/21/2023 | <0.002 | |
| 8/16/2023 | <0.002 | |
| 2/19/2024 | | <0.002 |
| 8/5/2024 | | <0.002 |
| 2/18/2025 | | <0.002 |
| 8/19/2025 | | <0.002 |

ND substitution: RL or RL/2 if <15% NDs.

# Mann-Whitney (Wilcoxon Rank Sum)

Constituent: Copper (mg/L) Analysis Run 3/31/2026 5:07 AM View: Mann-Whitney

Plant Wansley Client: Southern Company Data: Wansley Landfill

| | GWC-14 | GWC-14 |
|---|---|---|
| 9/13/2011 | <0.002 | |
| 10/27/2011 | <0.002 | |
| 12/3/2011 | <0.002 | |
| 1/24/2012 | <0.002 | |
| 7/11/2012 | <0.002 | |
| 1/8/2013 | <0.002 | |
| 7/10/2013 | <0.002 | |
| 1/21/2014 | <0.002 | |
| 7/1/2014 | 0.0014 (J) | |
| 1/14/2015 | <0.002 | |
| 7/22/2015 | <0.002 | |
| 1/27/2016 | 0.0068 (O) | |
| 7/26/2016 | <0.002 | |
| 2/1/2017 | <0.002 | |
| 8/7/2017 | <0.002 | |
| 1/25/2018 | <0.002 | |
| 6/20/2018 | <0.002 | |
| 1/22/2019 | <0.002 | |
| 6/25/2019 | 0.0008 (J) | |
| 9/12/2019 | 0.0017 (J) | |
| 3/17/2020 | <0.002 | |
| 9/10/2020 | <0.002 | |
| 3/17/2021 | <0.002 | |
| 8/23/2021 | <0.002 | |
| 3/7/2022 | <0.002 | |
| 8/16/2022 | <0.002 | |
| 2/17/2023 | <0.002 | |
| 8/14/2023 | <0.002 | |
| 2/19/2024 | | <0.002 |
| 8/6/2024 | | <0.002 |
| 2/17/2025 | | <0.002 |
| 8/19/2025 | | 0.00077 (J) |

ND substitution: RL or RL/2 if <15% NDs.

# Mann-Whitney (Wilcoxon Rank Sum)

Constituent: Copper (mg/L) Analysis Run 3/31/2026 5:07 AM View: Mann-Whitney

Plant Wansley Client: Southern Company Data: Wansley Landfill

| | GWC-15 | GWC-15 |
|---|---|---|
| 9/16/2011 | <0.002 | |
| 10/27/2011 | <0.002 | |
| 12/3/2011 | <0.002 | |
| 2/9/2012 | <0.002 | |
| 7/11/2012 | <0.002 | |
| 1/8/2013 | <0.002 | |
| 7/2/2013 | <0.002 | |
| 1/21/2014 | <0.002 | |
| 6/24/2014 | <0.002 | |
| 1/14/2015 | <0.002 | |
| 7/22/2015 | <0.002 | |
| 1/27/2016 | <0.002 | |
| 7/26/2016 | <0.002 | |
| 2/1/2017 | <0.002 | |
| 8/4/2017 | <0.002 | |
| 1/25/2018 | <0.002 | |
| 6/20/2018 | <0.002 | |
| 1/22/2019 | 0.003 | |
| 6/25/2019 | <0.002 | |
| 9/17/2019 | <0.002 | |
| 3/16/2020 | <0.002 | |
| 9/10/2020 | <0.002 | |
| 3/18/2021 | <0.002 | |
| 8/24/2021 | <0.002 | |
| 3/7/2022 | <0.002 | |
| 8/16/2022 | <0.002 | |
| 2/21/2023 | <0.002 | |
| 8/14/2023 | <0.002 | |
| 2/21/2024 | | <0.002 |
| 8/6/2024 | | <0.002 |
| 2/18/2025 | | <0.002 |
| 8/18/2025 | | <0.002 |

ND substitution: RL or RL/2 if <15% NDs.

# Mann-Whitney (Wilcoxon Rank Sum)

Constituent: Copper (mg/L) Analysis Run 3/31/2026 5:07 AM View: Mann-Whitney

Plant Wansley Client: Southern Company Data: Wansley Landfill

| | GWC-16 | GWC-16 |
|---|---|---|
| 8/30/2011 | <0.002 | |
| 10/26/2011 | <0.002 | |
| 12/3/2011 | <0.002 | |
| 1/25/2012 | <0.002 | |
| 7/11/2012 | <0.002 | |
| 1/8/2013 | <0.002 | |
| 7/2/2013 | <0.002 | |
| 1/14/2014 | <0.002 | |
| 6/25/2014 | <0.002 | |
| 1/13/2015 | <0.002 | |
| 7/22/2015 | <0.002 | |
| 1/27/2016 | <0.002 | |
| 7/27/2016 | <0.002 | |
| 2/1/2017 | <0.002 | |
| 8/7/2017 | <0.002 | |
| 1/25/2018 | <0.002 | |
| 6/20/2018 | <0.002 | |
| 1/25/2019 | <0.002 | |
| 6/25/2019 | <0.002 | |
| 9/11/2019 | 0.00065 (J) | |
| 3/17/2020 | <0.002 | |
| 9/11/2020 | <0.002 | |
| 3/17/2021 | <0.002 | |
| 8/20/2021 | <0.002 | |
| 3/8/2022 | <0.002 | |
| 8/16/2022 | <0.002 | |
| 2/20/2023 | <0.002 | |
| 8/14/2023 | <0.002 | |
| 2/21/2024 | | <0.002 |
| 8/5/2024 | | <0.002 |
| 2/11/2025 | | <0.002 |
| 8/15/2025 | | <0.002 |

ND substitution: RL or RL/2 if <15% NDs.

# Mann-Whitney (Wilcoxon Rank Sum)

Constituent: Copper (mg/L) Analysis Run 3/31/2026 5:07 AM View: Mann-Whitney

Plant Wansley Client: Southern Company Data: Wansley Landfill

| | GWC-17 | GWC-17 |
|---|---|---|
| 8/30/2011 | <0.002 | |
| 10/26/2011 | <0.002 | |
| 12/3/2011 | <0.002 | |
| 1/25/2012 | <0.002 | |
| 7/11/2012 | <0.002 | |
| 1/8/2013 | <0.002 | |
| 7/16/2013 | <0.002 | |
| 1/14/2014 | <0.002 | |
| 6/25/2014 | <0.002 | |
| 1/14/2015 | <0.002 | |
| 7/28/2015 | 0.00081 (J) | |
| 1/27/2016 | <0.002 | |
| 7/27/2016 | <0.002 | |
| 2/1/2017 | <0.002 | |
| 8/7/2017 | <0.002 | |
| 1/25/2018 | <0.002 | |
| 6/26/2018 | <0.002 | |
| 1/24/2019 | <0.002 | |
| 6/25/2019 | <0.002 | |
| 9/11/2019 | 0.00066 (J) | |
| 3/17/2020 | <0.002 | |
| 9/14/2020 | <0.002 | |
| 3/16/2021 | <0.002 | |
| 8/20/2021 | <0.002 | |
| 3/8/2022 | <0.002 | |
| 8/11/2022 | <0.002 | |
| 2/20/2023 | <0.002 | |
| 8/10/2023 | <0.002 | |
| 2/20/2024 | | <0.002 |
| 8/7/2024 | | <0.002 |
| 2/13/2025 | | <0.002 |
| 8/13/2025 | | <0.002 |

ND substitution: RL or RL/2 if <15% NDs.

# Mann-Whitney (Wilcoxon Rank Sum)

Constituent: Copper (mg/L) Analysis Run 3/31/2026 5:07 AM View: Mann-Whitney

Plant Wansley Client: Southern Company Data: Wansley Landfill

| | GWC-19 | GWC-19 |
|---|---|---|
| 8/30/2011 | <0.002 | |
| 10/26/2011 | <0.002 | |
| 12/3/2011 | <0.002 | |
| 2/8/2012 | <0.002 | |
| 7/11/2012 | <0.002 | |
| 1/8/2013 | <0.002 | |
| 7/16/2013 | <0.002 | |
| 1/21/2014 | <0.002 | |
| 6/24/2014 | <0.002 | |
| 1/13/2015 | <0.002 | |
| 7/23/2015 | <0.002 | |
| 1/27/2016 | <0.002 | |
| 7/25/2016 | <0.002 | |
| 2/2/2017 | <0.002 | |
| 8/7/2017 | <0.002 | |
| 1/25/2018 | <0.002 | |
| 6/21/2018 | <0.002 | |
| 1/28/2019 | <0.002 | |
| 6/26/2019 | <0.002 | |
| 9/12/2019 | <0.002 | |
| 3/18/2020 | <0.002 | |
| 9/15/2020 | <0.002 | |
| 3/17/2021 | <0.002 | |
| 8/24/2021 | 0.00094 (J) | |
| 3/8/2022 | <0.002 | |
| 8/11/2022 | <0.002 | |
| 2/21/2023 | <0.002 | |
| 8/9/2023 | <0.002 | |
| 2/21/2024 | | <0.002 |
| 8/6/2024 | | <0.002 |
| 2/14/2025 | | <0.002 |
| 8/13/2025 | | <0.002 |

ND substitution: RL or RL/2 if <15% NDs.

# Mann-Whitney (Wilcoxon Rank Sum)

Constituent: Copper (mg/L) Analysis Run 3/31/2026 5:07 AM View: Mann-Whitney

Plant Wansley Client: Southern Company Data: Wansley Landfill

| | GWC-20 | GWC-20 |
|---|---|---|
| 8/31/2011 | <0.002 | |
| 10/27/2011 | <0.002 | |
| 12/4/2011 | <0.002 | |
| 2/8/2012 | <0.002 | |
| 7/11/2012 | <0.002 | |
| 1/8/2013 | <0.002 | |
| 7/16/2013 | <0.002 | |
| 1/21/2014 | <0.002 | |
| 6/24/2014 | <0.002 | |
| 1/13/2015 | <0.002 | |
| 7/23/2015 | <0.002 | |
| 1/27/2016 | <0.002 | |
| 7/25/2016 | <0.002 | |
| 2/2/2017 | <0.002 | |
| 8/7/2017 | 0.0054 (O) | |
| 1/26/2018 | 0.0025 | |
| 6/21/2018 | <0.002 | |
| 1/28/2019 | <0.002 | |
| 6/25/2019 | <0.002 | |
| 9/11/2019 | 0.00085 (J) | |
| 3/18/2020 | <0.002 | |
| 9/15/2020 | <0.002 | |
| 3/16/2021 | <0.002 | |
| 8/24/2021 | <0.002 | |
| 3/7/2022 | <0.002 | |
| 8/16/2022 | <0.002 | |
| 2/22/2023 | <0.002 | |
| 8/9/2023 | <0.002 | |
| 2/20/2024 | | <0.002 |
| 8/2/2024 | | <0.002 |
| 2/14/2025 | | 0.0014 (J) |
| 8/12/2025 | | <0.002 |

ND substitution: RL or RL/2 if <15% NDs.

# Mann-Whitney (Wilcoxon Rank Sum)

Constituent: Copper (mg/L) Analysis Run 3/31/2026 5:07 AM View: Mann-Whitney

Plant Wansley Client: Southern Company Data: Wansley Landfill

| | GWC-21 | GWC-21 |
|---|---|---|
| 8/31/2011 | <0.002 | |
| 10/27/2011 | <0.002 | |
| 12/4/2011 | <0.002 | |
| 2/8/2012 | <0.002 | |
| 7/17/2012 | <0.002 | |
| 1/9/2013 | <0.002 | |
| 7/16/2013 | <0.002 | |
| 1/21/2014 | <0.002 | |
| 6/24/2014 | <0.002 | |
| 1/13/2015 | <0.002 | |
| 7/23/2015 | <0.002 | |
| 1/26/2016 | <0.002 | |
| 7/26/2016 | <0.002 | |
| 2/2/2017 | <0.002 | |
| 8/7/2017 | <0.002 | |
| 1/26/2018 | <0.002 | |
| 6/20/2018 | <0.002 | |
| 1/24/2019 | <0.002 | |
| 6/25/2019 | <0.002 | |
| 9/11/2019 | <0.002 | |
| 3/18/2020 | <0.002 | |
| 9/15/2020 | <0.002 | |
| 3/16/2021 | 0.0012 (J) | |
| 8/19/2021 | <0.002 | |
| 3/7/2022 | <0.002 | |
| 8/16/2022 | <0.002 | |
| 2/21/2023 | <0.002 | |
| 8/9/2023 | <0.002 | |
| 2/19/2024 | | <0.002 |
| 7/30/2024 | | <0.002 |
| 2/11/2025 | | <0.002 |
| 8/12/2025 | | <0.002 |

ND substitution: RL or RL/2 if <15% NDs.

# Mann-Whitney (Wilcoxon Rank Sum)

Constituent: Copper (mg/L) Analysis Run 3/31/2026 5:07 AM View: Mann-Whitney

Plant Wansley Client: Southern Company Data: Wansley Landfill

| | GWC-22 | GWC-22 |
|---|---|---|
| 9/15/2011 | <0.002 | |
| 10/29/2011 | <0.002 | |
| 12/13/2011 | <0.002 | |
| 1/25/2012 | <0.002 | |
| 7/18/2012 | <0.002 | |
| 1/22/2013 | <0.002 | |
| 7/16/2013 | <0.002 | |
| 1/21/2014 | <0.002 | |
| 6/25/2014 | <0.002 | |
| 1/14/2015 | <0.002 | |
| 7/23/2015 | <0.002 | |
| 1/26/2016 | <0.002 | |
| 7/26/2016 | <0.002 | |
| 2/3/2017 | <0.002 | |
| 8/8/2017 | <0.002 | |
| 1/25/2018 | <0.002 | |
| 6/20/2018 | <0.002 | |
| 1/24/2019 | <0.002 | |
| 6/25/2019 | <0.002 | |
| 9/10/2019 | 0.001 (J) | |
| 3/18/2020 | <0.002 | |
| 9/10/2020 | <0.002 | |
| 3/15/2021 | <0.002 | |
| 8/19/2021 | <0.002 | |
| 3/8/2022 | 0.0024 | |
| 8/17/2022 | <0.002 | |
| 2/14/2023 | <0.002 | |
| 8/14/2023 | <0.002 | |
| 2/14/2024 | | <0.002 |
| 8/6/2024 | | <0.002 |
| 2/11/2025 | | <0.002 |
| 8/12/2025 | | <0.002 |

ND substitution: RL or RL/2 if <15% NDs.

# Mann-Whitney (Wilcoxon Rank Sum)

Constituent: Copper (mg/L) Analysis Run 3/31/2026 5:07 AM View: Mann-Whitney

Plant Wansley Client: Southern Company Data: Wansley Landfill

| | GWC-23 | GWC-23 |
|---|---|---|
| 9/16/2011 | <0.002 | |
| 10/29/2011 | <0.002 | |
| 12/13/2011 | <0.002 | |
| 1/31/2012 | <0.002 | |
| 7/18/2012 | <0.002 | |
| 1/22/2013 | <0.002 | |
| 7/23/2013 | <0.002 | |
| 1/22/2014 | <0.002 | |
| 7/1/2014 | 0.0015 (J) | |
| 1/22/2015 | <0.002 | |
| 7/29/2015 | 0.0012 (J) | |
| 1/21/2016 | <0.002 | |
| 7/27/2016 | <0.002 | |
| 2/3/2017 | <0.002 | |
| 8/8/2017 | <0.002 | |
| 1/25/2018 | <0.002 | |
| 6/20/2018 | <0.002 | |
| 1/25/2019 | <0.002 | |
| 6/26/2019 | <0.002 | |
| 9/12/2019 | 0.00068 (J) | |
| 3/18/2020 | <0.002 | |
| 9/10/2020 | <0.002 | |
| 3/18/2021 | 0.00066 (J) | |
| 8/23/2021 | 0.0011 (J) | |
| 3/9/2022 | <0.002 | |
| 8/16/2022 | <0.002 | |
| 2/21/2023 | <0.002 | |
| 8/15/2023 | <0.002 | |
| 2/19/2024 | | <0.002 |
| 7/30/2024 | | <0.002 |
| 2/11/2025 | | <0.002 |
| 8/12/2025 | | <0.002 |

ND substitution: RL or RL/2 if <15% NDs.

# Mann-Whitney (Wilcoxon Rank Sum)

Constituent: Copper (mg/L) Analysis Run 3/31/2026 5:07 AM View: Mann-Whitney

Plant Wansley Client: Southern Company Data: Wansley Landfill

| | GWC-24 | GWC-24 |
|---|---|---|
| 7/8/2014 | <0.002 | |
| 7/31/2015 | 0.0028 (J) | |
| 1/20/2016 | 0.0012 (J) | |
| 7/27/2016 | <0.002 | |
| 2/3/2017 | <0.002 | |
| 8/8/2017 | <0.002 | |
| 1/25/2018 | <0.002 | |
| 6/27/2018 | <0.002 | |
| 1/31/2019 | 0.00063 (J) | |
| 6/26/2019 | 0.00094 (J) | |
| 9/11/2019 | 0.0013 (J) | |
| 3/12/2020 | 0.0012 (J) | |
| 9/15/2020 | 0.0023 | |
| 3/18/2021 | 0.0022 | |
| 8/19/2021 | 0.001 (J) | |
| 3/10/2022 | <0.002 | |
| 8/18/2022 | <0.002 | |
| 2/16/2023 | <0.002 | |
| 8/16/2023 | <0.002 | |
| 2/22/2024 | | <0.002 |
| 8/6/2024 | | <0.002 |
| 2/14/2025 | | <0.002 |
| 8/14/2025 | | <0.002 |

ND substitution: RL or RL/2 if <15% NDs.

# Mann-Whitney (Wilcoxon Rank Sum)

Constituent: Copper (mg/L) Analysis Run 3/31/2026 5:07 AM View: Mann-Whitney

Plant Wansley Client: Southern Company Data: Wansley Landfill

| | GWC-25 | GWC-25 |
|---|---|---|
| 9/17/2011 | <0.002 | |
| 10/31/2011 | <0.002 | |
| 12/14/2011 | <0.002 | |
| 2/7/2012 | <0.002 | |
| 7/17/2012 | <0.002 | |
| 7/24/2013 | <0.002 | |
| 1/23/2014 | 0.0034 (J) | |
| 7/8/2014 | 0.0017 (J) | |
| 1/21/2015 | <0.002 | |
| 7/30/2015 | 0.0028 (J) | |
| 1/21/2016 | 0.0029 (J) | |
| 7/27/2016 | <0.002 | |
| 1/24/2017 | <0.002 | |
| 8/3/2017 | <0.002 | |
| 1/25/2018 | <0.002 | |
| 6/27/2018 | <0.002 | |
| 1/24/2019 | 0.003 | |
| 6/25/2019 | 0.0029 | |
| 9/11/2019 | 0.0072 (O) | |
| 1/14/2020 | 0.0025 | |
| 3/12/2020 | 0.0022 | |
| 9/14/2020 | 0.0034 | |
| 3/17/2021 | 0.0018 (J) | |
| 8/19/2021 | 0.0016 (J) | |
| 3/8/2022 | <0.002 | |
| 8/10/2022 | <0.002 | |
| 2/21/2023 | <0.002 | |
| 8/15/2023 | 0.0014 (J) | |
| 2/21/2024 | | <0.002 |
| 8/1/2024 | | <0.002 |
| 2/14/2025 | | <0.002 |
| 8/13/2025 | | <0.002 |

ND substitution: RL or RL/2 if <15% NDs.

# Mann-Whitney (Wilcoxon Rank Sum)

Constituent: Copper (mg/L) Analysis Run 3/31/2026 5:07 AM View: Mann-Whitney

Plant Wansley Client: Southern Company Data: Wansley Landfill

| | GWC-26 | GWC-26 |
|---|---|---|
| 9/17/2011 | <0.002 | |
| 10/29/2011 | <0.002 | |
| 12/14/2011 | <0.002 | |
| 2/7/2012 | <0.002 | |
| 7/17/2012 | <0.002 | |
| 1/24/2013 | <0.002 | |
| 7/24/2013 | <0.002 | |
| 1/23/2014 | 0.0027 (J) | |
| 7/8/2014 | <0.002 | |
| 1/21/2015 | <0.002 | |
| 7/31/2015 | 0.0024 (J) | |
| 1/25/2016 | <0.002 | |
| 7/26/2016 | <0.002 | |
| 1/19/2017 | <0.002 | |
| 8/3/2017 | <0.002 | |
| 1/22/2018 | <0.002 | |
| 6/27/2018 | <0.002 | |
| 1/24/2019 | 0.0017 (J) | |
| 6/25/2019 | 0.002 | |
| 9/12/2019 | 0.001 (J) | |
| 3/13/2020 | 0.00078 (J) | |
| 9/15/2020 | <0.002 | |
| 3/17/2021 | <0.002 | |
| 8/19/2021 | 0.0011 (J) | |
| 3/9/2022 | <0.002 | |
| 8/10/2022 | <0.002 | |
| 2/21/2023 | <0.002 | |
| 8/16/2023 | <0.002 | |
| 2/20/2024 | | <0.002 |
| 8/2/2024 | | <0.002 |
| 2/13/2025 | | <0.002 |
| 8/13/2025 | | <0.002 |

ND substitution: RL or RL/2 if <15% NDs.

# Mann-Whitney (Wilcoxon Rank Sum)

Constituent: Copper (mg/L) Analysis Run 3/31/2026 5:07 AM View: Mann-Whitney

Plant Wansley Client: Southern Company Data: Wansley Landfill

| | GWC-27 | GWC-27 |
|---|---|---|
| 9/17/2011 | <0.002 | |
| 10/29/2011 | <0.002 | |
| 12/14/2011 | <0.002 | |
| 1/25/2012 | <0.002 | |
| 7/17/2012 | <0.002 | |
| 1/24/2013 | <0.002 | |
| 7/24/2013 | <0.002 | |
| 1/23/2014 | <0.002 | |
| 7/8/2014 | <0.002 | |
| 1/21/2015 | <0.002 | |
| 7/30/2015 | 0.002 (J) | |
| 1/22/2016 | 0.0038 (JO) | |
| 7/26/2016 | <0.002 | |
| 1/20/2017 | <0.002 | |
| 8/3/2017 | <0.002 | |
| 1/19/2018 | <0.002 | |
| 6/27/2018 | <0.002 | |
| 1/24/2019 | <0.002 | |
| 6/26/2019 | <0.002 | |
| 9/12/2019 | 0.0011 (J) | |
| 3/12/2020 | <0.002 | |
| 9/9/2020 | <0.002 | |
| 3/18/2021 | 0.00066 (J) | |
| 8/23/2021 | <0.002 | |
| 3/8/2022 | <0.002 | |
| 8/10/2022 | <0.002 | |
| 2/20/2023 | <0.002 | |
| 8/15/2023 | <0.002 | |
| 2/20/2024 | | <0.002 |
| 7/30/2024 | | <0.002 |
| 2/11/2025 | | <0.002 |
| 8/13/2025 | | <0.002 |

ND substitution: RL or RL/2 if <15% NDs.

# Mann-Whitney (Wilcoxon Rank Sum)

Constituent: Copper (mg/L) Analysis Run 3/31/2026 5:07 AM View: Mann-Whitney

Plant Wansley Client: Southern Company Data: Wansley Landfill

| | GWC-31 | GWC-31 |
|---|---|---|
| 9/17/2011 | <0.002 | |
| 10/31/2011 | <0.002 | |
| 2/7/2012 | <0.002 | |
| 1/23/2013 | <0.002 | |
| 1/23/2014 | 0.0018 (J) | |
| 7/1/2014 | 0.0048 (J) | |
| 1/21/2015 | <0.002 | |
| 1/25/2016 | <0.002 | |
| 7/27/2016 | 0.0043 | |
| 1/25/2017 | <0.002 | |
| 8/4/2017 | 0.003 | |
| 1/23/2018 | 0.0022 (J) | |
| 6/27/2018 | 0.0036 | |
| 1/31/2019 | 0.00064 (J) | |
| 6/26/2019 | 0.0019 (J) | |
| 9/11/2019 | 0.0063 | |
| 1/14/2020 | 0.005 | |
| 3/17/2020 | 0.0014 (J) | |
| 9/11/2020 | 0.0013 (J) | |
| 3/16/2021 | 0.0029 | |
| 8/25/2021 | 0.0019 (J) | |
| 3/10/2022 | <0.002 | |
| 8/16/2022 | 0.0053 | |
| 2/22/2023 | <0.002 | |
| 8/16/2023 | 0.004 | |
| 2/21/2024 | | 0.0013 (J) |
| 8/2/2024 | | 0.0035 |
| 2/18/2025 | | 0.0011 (J) |
| 8/15/2025 | | <0.002 |

ND substitution: RL or RL/2 if <15% NDs.

# Mann-Whitney (Wilcoxon Rank Sum)

Constituent: Copper (mg/L) Analysis Run 3/31/2026 5:07 AM View: Mann-Whitney

Plant Wansley Client: Southern Company Data: Wansley Landfill

| | GWC-33 | GWC-33 |
|---|---|---|
| 9/16/2011 | <0.002 | |
| 10/30/2011 | <0.002 | |
| 12/13/2011 | <0.002 | |
| 2/1/2012 | <0.002 | |
| 7/17/2012 | <0.002 | |
| 1/23/2013 | <0.002 | |
| 7/17/2013 | <0.002 | |
| 1/23/2014 | <0.002 | |
| 1/20/2015 | <0.002 | |
| 7/29/2015 | 0.0012 (J) | |
| 1/25/2016 | <0.002 | |
| 7/22/2016 | <0.002 | |
| 1/25/2017 | <0.002 | |
| 8/4/2017 | <0.002 | |
| 1/23/2018 | <0.002 | |
| 6/26/2018 | <0.002 | |
| 1/30/2019 | <0.002 | |
| 6/26/2019 | <0.002 | |
| 9/12/2019 | <0.002 | |
| 3/12/2020 | <0.002 | |
| 9/16/2020 | 0.00079 (J) | |
| 3/18/2021 | <0.002 | |
| 8/24/2021 | <0.002 | |
| 3/9/2022 | <0.002 | |
| 8/15/2022 | <0.002 | |
| 2/20/2023 | <0.002 | |
| 8/15/2023 | <0.002 | |
| 2/20/2024 | | <0.002 |
| 7/31/2024 | | <0.002 |
| 2/19/2025 | | <0.002 |
| 8/19/2025 | | <0.002 |

ND substitution: RL or RL/2 if <15% NDs.

# Mann-Whitney (Wilcoxon Rank Sum)

Constituent: Copper (mg/L) Analysis Run 3/31/2026 5:07 AM View: Mann-Whitney

Plant Wansley Client: Southern Company Data: Wansley Landfill

| | GWC-34 | GWC-34 |
|---|---|---|
| 9/16/2011 | <0.002 | |
| 10/31/2011 | <0.002 | |
| 12/12/2011 | <0.002 | |
| 2/1/2012 | <0.002 | |
| 7/16/2012 | <0.002 | |
| 1/22/2013 | <0.002 | |
| 7/17/2013 | <0.002 | |
| 1/23/2014 | <0.002 | |
| 6/25/2014 | <0.002 | |
| 1/14/2015 | <0.002 | |
| 7/29/2015 | <0.002 | |
| 1/21/2016 | <0.002 | |
| 7/21/2016 | <0.002 | |
| 1/25/2017 | <0.002 | |
| 8/3/2017 | <0.002 | |
| 1/23/2018 | <0.002 | |
| 6/20/2018 | <0.002 | |
| 1/28/2019 | <0.002 | |
| 6/26/2019 | <0.002 | |
| 9/11/2019 | 0.0013 (J) | |
| 3/11/2020 | <0.002 | |
| 9/11/2020 | <0.002 | |
| 3/16/2021 | <0.002 | |
| 8/24/2021 | <0.002 | |
| 3/2/2022 | <0.002 | |
| 8/10/2022 | <0.002 | |
| 2/20/2023 | <0.002 | |
| 8/16/2023 | <0.002 | |
| 2/22/2024 | | 0.0023 |
| 8/5/2024 | | <0.002 |
| 2/13/2025 | | <0.002 |
| 8/14/2025 | | <0.002 |

ND substitution: RL or RL/2 if <15% NDs.

# Mann-Whitney (Wilcoxon Rank Sum)

Constituent: Copper (mg/L) Analysis Run 3/31/2026 5:07 AM View: Mann-Whitney

Plant Wansley Client: Southern Company Data: Wansley Landfill

| | GWC-35 | GWC-35 |
|---|---|---|
| 9/16/2011 | <0.002 | |
| 10/31/2011 | <0.002 | |
| 12/12/2011 | <0.002 | |
| 2/1/2012 | <0.002 | |
| 7/16/2012 | <0.002 | |
| 1/22/2013 | <0.002 | |
| 7/2/2013 | <0.002 | |
| 1/21/2014 | 0.0017 (J) | |
| 6/25/2014 | 0.00087 (J) | |
| 1/14/2015 | <0.002 | |
| 7/28/2015 | 0.0008 (J) | |
| 1/21/2016 | 0.00095 (J) | |
| 7/21/2016 | <0.002 | |
| 1/26/2017 | <0.002 | |
| 8/3/2017 | <0.002 | |
| 1/23/2018 | <0.002 | |
| 6/19/2018 | <0.002 | |
| 1/21/2019 | <0.002 | |
| 6/26/2019 | <0.002 | |
| 9/12/2019 | <0.002 | |
| 3/11/2020 | 0.00072 (J) | |
| 9/11/2020 | <0.002 | |
| 3/16/2021 | <0.002 | |
| 8/18/2021 | <0.002 | |
| 3/2/2022 | <0.002 | |
| 8/15/2022 | <0.002 | |
| 2/20/2023 | <0.002 | |
| 8/16/2023 | <0.002 | |
| 2/22/2024 | | <0.002 |
| 8/5/2024 | | <0.002 |
| 2/18/2025 | | <0.002 |
| 8/14/2025 | | <0.002 |

ND substitution: RL or RL/2 if <15% NDs.

# Mann-Whitney (Wilcoxon Rank Sum)

Constituent: Lead (mg/L) Analysis Run 3/31/2026 5:07 AM View: Mann-Whitney

Plant Wansley Client: Southern Company Data: Wansley Landfill

| | GWA-1 | GWA-1 |
|---|---|---|
| 9/16/2011 | <0.001 | |
| 10/27/2011 | <0.001 | |
| 12/13/2011 | <0.001 | |
| 1/31/2012 | <0.001 | |
| 7/18/2012 | <0.001 | |
| 1/24/2013 | <0.001 | |
| 7/17/2013 | <0.001 | |
| 1/21/2014 | <0.001 | |
| 6/25/2014 | <0.001 | |
| 1/14/2015 | <0.001 | |
| 7/21/2015 | <0.001 | |
| 1/21/2016 | <0.001 | |
| 3/23/2016 | <0.001 | |
| 5/20/2016 | <0.001 | |
| 7/21/2016 | <0.001 | |
| 9/15/2016 | <0.001 | |
| 11/11/2016 | <0.001 | |
| 1/19/2017 | <0.001 | |
| 3/16/2017 | <0.001 | |
| 4/28/2017 | <0.001 | |
| 8/3/2017 | <0.001 | |
| 1/19/2018 | <0.001 | |
| 6/19/2018 | <0.001 | |
| 1/17/2019 | <0.001 | |
| 6/24/2019 | <0.001 | |
| 9/9/2019 | <0.001 | |
| 3/10/2020 | <0.001 | |
| 9/9/2020 | <0.001 | |
| 3/15/2021 | <0.001 | |
| 8/16/2021 | <0.001 | |
| 2/28/2022 | <0.001 | |
| 8/9/2022 | <0.001 | |
| 2/14/2023 | <0.001 | |
| 8/9/2023 | <0.001 | |
| 2/13/2024 | | <0.001 |
| 7/30/2024 | | 0.00021 (J) |
| 2/11/2025 | | <0.001 |
| 8/12/2025 | | <0.001 |

ND substitution: RL or RL/2 if <15% NDs.

# Mann-Whitney (Wilcoxon Rank Sum)

Constituent: Lead (mg/L) Analysis Run 3/31/2026 5:07 AM View: Mann-Whitney

Plant Wansley Client: Southern Company Data: Wansley Landfill

| | GWA-2 | GWA-2 |
|---|---|---|
| 9/17/2011 | <0.001 | |
| 10/27/2011 | <0.001 | |
| 12/14/2011 | <0.001 | |
| 2/7/2012 | <0.001 | |
| 7/23/2012 | <0.001 | |
| 1/23/2013 | <0.001 | |
| 7/24/2013 | <0.001 | |
| 1/22/2014 | <0.001 | |
| 7/1/2014 | <0.001 | |
| 1/22/2015 | <0.001 | |
| 7/22/2015 | <0.001 | |
| 1/20/2016 | <0.001 | |
| 3/23/2016 | <0.001 | |
| 5/24/2016 | <0.001 | |
| 7/26/2016 | <0.001 | |
| 9/16/2016 | <0.001 | |
| 11/10/2016 | <0.001 | |
| 1/19/2017 | <0.001 | |
| 3/17/2017 | <0.001 | |
| 4/28/2017 | <0.001 | |
| 8/2/2017 | <0.001 | |
| 1/19/2018 | <0.001 | |
| 6/19/2018 | <0.001 | |
| 1/17/2019 | <0.001 | |
| 6/24/2019 | <0.001 | |
| 9/10/2019 | 0.00014 (J) | |
| 3/10/2020 | <0.001 | |
| 9/10/2020 | <0.001 | |
| 3/15/2021 | <0.001 | |
| 8/18/2021 | <0.001 | |
| 3/1/2022 | <0.001 | |
| 8/9/2022 | 0.0002 (J) | |
| 2/14/2023 | <0.001 | |
| 8/9/2023 | <0.001 | |
| 2/14/2024 | | 0.0012 |
| 7/30/2024 | | <0.001 |
| 2/11/2025 | | <0.001 |
| 8/12/2025 | | <0.001 |

ND substitution: RL or RL/2 if <15% NDs.

# Mann-Whitney (Wilcoxon Rank Sum)

Constituent: Lead (mg/L) Analysis Run 3/31/2026 5:07 AM View: Mann-Whitney

Plant Wansley Client: Southern Company Data: Wansley Landfill

| | GWA-4 | GWA-4 |
|---|---|---|
| 8/31/2011 | <0.001 | |
| 10/27/2011 | <0.001 | |
| 12/14/2011 | <0.001 | |
| 2/1/2012 | <0.001 | |
| 7/23/2012 | <0.001 | |
| 1/23/2013 | <0.001 | |
| 7/17/2013 | <0.001 | |
| 1/15/2014 | <0.001 | |
| 6/25/2014 | <0.001 | |
| 1/14/2015 | <0.001 | |
| 7/21/2015 | <0.001 | |
| 1/20/2016 | <0.001 | |
| 3/23/2016 | <0.001 | |
| 5/19/2016 | <0.001 | |
| 7/21/2016 | <0.001 | |
| 9/14/2016 | <0.001 | |
| 11/10/2016 | <0.001 | |
| 1/17/2017 | <0.001 | |
| 3/16/2017 | <0.001 | |
| 4/27/2017 | <0.001 | |
| 8/2/2017 | <0.001 | |
| 1/22/2018 | <0.001 | |
| 6/19/2018 | <0.001 | |
| 1/17/2019 | <0.001 | |
| 6/24/2019 | <0.001 | |
| 9/10/2019 | <0.001 | |
| 3/10/2020 | <0.001 | |
| 9/9/2020 | <0.001 | |
| 3/15/2021 | <0.001 | |
| 8/18/2021 | 0.00031 (J) | |
| 3/1/2022 | <0.001 | |
| 8/9/2022 | <0.001 | |
| 2/14/2023 | <0.001 | |
| 8/9/2023 | <0.001 | |
| 2/14/2024 | | <0.001 |
| 7/29/2024 | | <0.001 |
| 2/10/2025 | | <0.001 |
| 8/12/2025 | | <0.001 |

ND substitution: RL or RL/2 if <15% NDs.

# Mann-Whitney (Wilcoxon Rank Sum)

Constituent: Lead (mg/L) Analysis Run 3/31/2026 5:07 AM View: Mann-Whitney

Plant Wansley Client: Southern Company Data: Wansley Landfill

| | GWA-28 | GWA-28 |
|---|---|---|
| 9/16/2011 | <0.001 | |
| 10/28/2011 | <0.001 | |
| 12/12/2011 | <0.001 | |
| 1/25/2012 | <0.001 | |
| 7/16/2012 | <0.001 | |
| 1/24/2013 | <0.001 | |
| 7/23/2013 | <0.001 | |
| 1/22/2014 | <0.001 | |
| 7/1/2014 | <0.001 | |
| 1/21/2015 | <0.001 | |
| 7/21/2015 | <0.001 | |
| 1/22/2016 | <0.001 | |
| 3/22/2016 | <0.001 | |
| 5/23/2016 | <0.001 | |
| 7/25/2016 | <0.001 | |
| 9/15/2016 | <0.001 | |
| 11/9/2016 | <0.001 | |
| 1/17/2017 | <0.001 | |
| 3/16/2017 | <0.001 | |
| 4/27/2017 | <0.001 | |
| 8/1/2017 | <0.001 | |
| 1/19/2018 | <0.001 | |
| 6/19/2018 | <0.001 | |
| 1/21/2019 | <0.001 | |
| 6/25/2019 | <0.001 | |
| 9/10/2019 | <0.001 | |
| 3/10/2020 | <0.001 | |
| 9/9/2020 | 0.00024 (J) | |
| 3/15/2021 | <0.001 | |
| 8/16/2021 | <0.001 | |
| 3/1/2022 | <0.001 | |
| 8/9/2022 | <0.001 | |
| 2/14/2023 | <0.001 | |
| 8/9/2023 | <0.001 | |
| 2/14/2024 | | <0.001 |
| 7/29/2024 | | <0.001 |
| 2/10/2025 | | <0.001 |
| 8/12/2025 | | <0.001 |

ND substitution: RL or RL/2 if <15% NDs.

# Mann-Whitney (Wilcoxon Rank Sum)

Constituent: Lead (mg/L) Analysis Run 3/31/2026 5:07 AM View: Mann-Whitney

Plant Wansley Client: Southern Company Data: Wansley Landfill

| | GWA-29 | GWA-29 |
|---|---|---|
| 9/17/2011 | <0.001 | |
| 10/28/2011 | <0.001 | |
| 12/12/2011 | <0.001 | |
| 1/31/2012 | <0.001 | |
| 7/17/2012 | <0.001 | |
| 1/24/2013 | <0.001 | |
| 7/24/2013 | <0.001 | |
| 1/22/2014 | <0.001 | |
| 7/8/2014 | <0.001 | |
| 1/21/2015 | <0.001 | |
| 7/22/2015 | <0.001 | |
| 1/19/2016 | <0.001 | |
| 3/22/2016 | <0.001 | |
| 5/19/2016 | <0.001 | |
| 7/21/2016 | <0.001 | |
| 1/17/2017 | <0.001 | |
| 3/15/2017 | <0.001 | |
| 4/27/2017 | <0.001 | |
| 7/18/2017 | <0.001 | |
| 8/1/2017 | <0.001 | |
| 1/19/2018 | <0.001 | |
| 6/19/2018 | <0.001 | |
| 1/18/2019 | <0.001 | |
| 6/25/2019 | 0.00029 (J) | |
| 9/10/2019 | 0.00028 (J) | |
| 3/10/2020 | <0.001 | |
| 9/9/2020 | 0.00013 (J) | |
| 3/15/2021 | 0.00013 (J) | |
| 8/18/2021 | 0.00021 (J) | |
| 3/2/2022 | <0.001 | |
| 8/9/2022 | <0.001 | |
| 2/13/2023 | <0.001 | |
| 8/8/2023 | <0.001 | |
| 2/14/2024 | | 0.00021 (J) |
| 7/30/2024 | | <0.001 |
| 2/11/2025 | | <0.001 |
| 8/12/2025 | | <0.001 |

ND substitution: RL or RL/2 if <15% NDs.

# Mann-Whitney (Wilcoxon Rank Sum)

Constituent: Lead (mg/L) Analysis Run 3/31/2026 5:07 AM View: Mann-Whitney

Plant Wansley Client: Southern Company Data: Wansley Landfill

| | GWC-5 | GWC-5 |
|---|---|---|
| 8/31/2011 | <0.001 | |
| 10/27/2011 | <0.001 | |
| 12/5/2011 | <0.001 | |
| 1/25/2012 | <0.001 | |
| 7/18/2012 | <0.001 | |
| 1/9/2013 | <0.001 | |
| 7/17/2013 | <0.001 | |
| 1/15/2014 | <0.001 | |
| 6/25/2014 | <0.001 | |
| 1/13/2015 | <0.001 | |
| 7/24/2015 | <0.001 | |
| 1/20/2016 | <0.001 | |
| 3/28/2016 | <0.001 | |
| 5/23/2016 | <0.001 | |
| 7/21/2016 | <0.001 | |
| 9/15/2016 | <0.001 | |
| 11/15/2016 | <0.001 | |
| 1/26/2017 | <0.001 | |
| 3/22/2017 | <0.001 | |
| 5/2/2017 | <0.001 | |
| 8/3/2017 | <0.001 | |
| 1/23/2018 | <0.001 | |
| 6/25/2018 | <0.001 | |
| 1/30/2019 | 0.00014 (J) | |
| 6/26/2019 | <0.001 | |
| 9/12/2019 | <0.001 | |
| 3/16/2020 | <0.001 | |
| 9/9/2020 | <0.001 | |
| 3/17/2021 | <0.001 | |
| 8/19/2021 | <0.001 | |
| 3/2/2022 | <0.001 | |
| 8/11/2022 | <0.001 | |
| 2/20/2023 | <0.001 | |
| 8/14/2023 | <0.001 | |
| 2/14/2024 | | <0.001 |
| 7/31/2024 | | <0.001 |
| 2/14/2025 | | <0.001 |
| 8/18/2025 | | <0.001 |

ND substitution: RL or RL/2 if <15% NDs.

# Mann-Whitney (Wilcoxon Rank Sum)

Constituent: Lead (mg/L) Analysis Run 3/31/2026 5:07 AM View: Mann-Whitney

Plant Wansley Client: Southern Company Data: Wansley Landfill

| | GWC-7 | GWC-7 |
|---|---|---|
| 9/7/2011 | <0.001 | |
| 10/30/2011 | <0.001 | |
| 12/5/2011 | <0.001 | |
| 1/25/2012 | <0.001 | |
| 7/18/2012 | <0.001 | |
| 1/7/2013 | <0.001 | |
| 7/9/2013 | <0.001 | |
| 1/14/2014 | <0.001 | |
| 6/24/2014 | <0.001 | |
| 1/20/2015 | <0.001 | |
| 7/27/2015 | <0.001 | |
| 1/26/2016 | <0.001 | |
| 3/29/2016 | <0.001 | |
| 5/24/2016 | <0.001 | |
| 7/22/2016 | <0.001 | |
| 9/15/2016 | <0.001 | |
| 11/16/2016 | <0.001 | |
| 1/26/2017 | <0.001 | |
| 3/22/2017 | <0.001 | |
| 5/2/2017 | <0.001 | |
| 8/4/2017 | <0.001 | |
| 1/23/2018 | <0.001 | |
| 6/25/2018 | <0.001 | |
| 1/21/2019 | <0.001 | |
| 6/25/2019 | <0.001 | |
| 9/10/2019 | <0.001 | |
| 3/12/2020 | <0.001 | |
| 9/14/2020 | <0.001 | |
| 3/16/2021 | <0.001 | |
| 8/19/2021 | <0.001 | |
| 3/2/2022 | <0.001 | |
| 8/11/2022 | <0.001 | |
| 2/21/2023 | 0.00036 (J) | |
| 8/9/2023 | <0.001 | |
| 2/21/2024 | | <0.001 |
| 8/1/2024 | | <0.001 |
| 2/13/2025 | | <0.001 |
| 8/18/2025 | | <0.001 |

ND substitution: RL or RL/2 if <15% NDs.

# Mann-Whitney (Wilcoxon Rank Sum)

Constituent: Lead (mg/L) Analysis Run 3/31/2026 5:07 AM View: Mann-Whitney

Plant Wansley Client: Southern Company Data: Wansley Landfill

| | GWC-8 | GWC-8 |
|---|---|---|
| 9/7/2011 | <0.001 | |
| 10/30/2011 | <0.001 | |
| 12/5/2011 | <0.001 | |
| 1/19/2012 | <0.001 | |
| 7/18/2012 | <0.001 | |
| 1/7/2013 | <0.001 | |
| 7/9/2013 | <0.001 | |
| 1/14/2014 | <0.001 | |
| 6/24/2014 | <0.001 | |
| 1/20/2015 | <0.001 | |
| 7/27/2015 | <0.001 | |
| 1/26/2016 | <0.001 | |
| 3/29/2016 | <0.001 | |
| 5/24/2016 | <0.001 | |
| 7/26/2016 | <0.001 | |
| 9/19/2016 | <0.001 | |
| 11/16/2016 | <0.001 | |
| 1/26/2017 | <0.001 | |
| 3/23/2017 | <0.001 | |
| 5/3/2017 | <0.001 | |
| 8/7/2017 | <0.001 | |
| 1/24/2018 | <0.001 | |
| 6/21/2018 | 0.00036 (J) | |
| 1/22/2019 | <0.001 | |
| 6/25/2019 | <0.001 | |
| 9/10/2019 | <0.001 | |
| 3/12/2020 | 0.00028 (J) | |
| 9/14/2020 | <0.001 | |
| 3/16/2021 | <0.001 | |
| 8/20/2021 | 0.00031 (J) | |
| 3/2/2022 | <0.001 | |
| 8/11/2022 | <0.001 | |
| 2/15/2023 | <0.001 | |
| 8/9/2023 | <0.001 | |
| 2/21/2024 | | <0.001 |
| 7/30/2024 | | <0.001 |
| 2/13/2025 | | <0.001 |
| 8/13/2025 | | <0.001 |

ND substitution: RL or RL/2 if <15% NDs.

# Mann-Whitney (Wilcoxon Rank Sum)

Constituent: Lead (mg/L) Analysis Run 3/31/2026 5:07 AM View: Mann-Whitney

Plant Wansley Client: Southern Company Data: Wansley Landfill

| | GWC-9 | GWC-9 |
|---|---|---|
| 9/7/2011 | <0.001 | |
| 10/30/2011 | <0.001 | |
| 12/4/2011 | <0.001 | |
| 1/19/2012 | <0.001 | |
| 7/18/2012 | <0.001 | |
| 1/8/2013 | <0.001 | |
| 7/9/2013 | <0.001 | |
| 1/14/2014 | <0.001 | |
| 6/24/2014 | <0.001 | |
| 1/20/2015 | <0.001 | |
| 7/27/2015 | <0.001 | |
| 1/26/2016 | <0.001 | |
| 3/29/2016 | <0.001 | |
| 5/24/2016 | <0.001 | |
| 7/25/2016 | <0.001 | |
| 9/19/2016 | <0.001 | |
| 11/16/2016 | <0.001 | |
| 1/31/2017 | <0.001 | |
| 3/23/2017 | <0.001 | |
| 5/2/2017 | <0.001 | |
| 8/7/2017 | <0.001 | |
| 1/24/2018 | <0.001 | |
| 6/21/2018 | <0.001 | |
| 1/22/2019 | <0.001 | |
| 6/25/2019 | <0.001 | |
| 9/16/2019 | <0.001 | |
| 3/16/2020 | 0.00025 (J) | |
| 9/11/2020 | <0.001 | |
| 3/16/2021 | <0.001 | |
| 8/25/2021 | <0.001 | |
| 3/9/2022 | <0.001 | |
| 8/16/2022 | <0.001 | |
| 2/15/2023 | <0.001 | |
| 8/9/2023 | <0.001 | |
| 2/19/2024 | | <0.001 |
| 7/31/2024 | | <0.001 |
| 2/18/2025 | | <0.001 |
| 8/13/2025 | | <0.001 |

ND substitution: RL or RL/2 if <15% NDs.

# Mann-Whitney (Wilcoxon Rank Sum)

Constituent: Lead (mg/L) Analysis Run 3/31/2026 5:07 AM View: Mann-Whitney

Plant Wansley Client: Southern Company Data: Wansley Landfill

| | GWC-10 | GWC-10 |
|---|---|---|
| 1/25/2016 | <0.001 | |
| 3/30/2016 | <0.001 | |
| 5/25/2016 | <0.001 | |
| 7/27/2016 | 0.0013 | |
| 9/16/2016 | <0.001 | |
| 11/17/2016 | <0.001 | |
| 2/1/2017 | <0.001 | |
| 3/24/2017 | <0.001 | |
| 5/3/2017 | <0.001 | |
| 8/8/2017 | <0.001 | |
| 1/25/2018 | <0.001 | |
| 6/21/2018 | <0.001 | |
| 1/31/2019 | 0.00013 (J) | |
| 6/26/2019 | <0.001 | |
| 9/17/2019 | 0.00014 (J) | |
| 3/17/2020 | 0.00015 (J) | |
| 9/10/2020 | 0.0022 | |
| 12/2/2020 | <0.001 | |
| 3/18/2021 | 0.00013 (J) | |
| 8/20/2021 | <0.001 | |
| 3/8/2022 | <0.001 | |
| 8/16/2022 | <0.001 | |
| 2/15/2023 | <0.001 | |
| 8/10/2023 | <0.001 | |
| 2/20/2024 | | <0.001 |
| 7/31/2024 | | <0.001 |
| 2/19/2025 | | <0.001 |
| 8/19/2025 | | <0.001 |

ND substitution: RL or RL/2 if <15% NDs.

# Mann-Whitney (Wilcoxon Rank Sum)

Constituent: Lead (mg/L) Analysis Run 3/31/2026 5:07 AM View: Mann-Whitney

Plant Wansley Client: Southern Company Data: Wansley Landfill

| | GWC-11 | GWC-11 |
|---|---|---|
| 9/13/2011 | <0.001 | |
| 10/28/2011 | <0.001 | |
| 12/4/2011 | <0.001 | |
| 2/9/2012 | <0.001 | |
| 7/18/2012 | <0.001 | |
| 1/8/2013 | <0.001 | |
| 7/9/2013 | <0.001 | |
| 1/15/2014 | <0.001 | |
| 6/25/2014 | <0.001 | |
| 1/21/2015 | <0.001 | |
| 7/28/2015 | <0.001 | |
| 1/26/2016 | <0.001 | |
| 3/29/2016 | <0.001 | |
| 5/25/2016 | <0.001 | |
| 7/25/2016 | <0.001 | |
| 9/19/2016 | <0.001 | |
| 11/16/2016 | <0.001 | |
| 1/31/2017 | <0.001 | |
| 3/23/2017 | <0.001 | |
| 5/2/2017 | <0.001 | |
| 8/7/2017 | <0.001 | |
| 1/24/2018 | <0.001 | |
| 6/20/2018 | <0.001 | |
| 1/24/2019 | <0.001 | |
| 6/26/2019 | <0.001 | |
| 9/16/2019 | <0.001 | |
| 3/16/2020 | 0.00037 (J) | |
| 9/10/2020 | 0.00023 (J) | |
| 3/17/2021 | <0.001 | |
| 8/23/2021 | <0.001 | |
| 3/7/2022 | <0.001 | |
| 8/15/2022 | <0.001 | |
| 2/21/2023 | 0.00039 (J) | |
| 8/14/2023 | <0.001 | |
| 2/14/2024 | | <0.001 |
| 8/6/2024 | | <0.001 |
| 2/18/2025 | | 0.0022 |
| 4/16/2025 | | <0.001 (R) |
| 8/18/2025 | | <0.001 |

ND substitution: RL or RL/2 if <15% NDs.

# Mann-Whitney (Wilcoxon Rank Sum)

Constituent: Lead (mg/L) Analysis Run 3/31/2026 5:07 AM View: Mann-Whitney

Plant Wansley Client: Southern Company Data: Wansley Landfill

| | GWC-12 | GWC-12 |
|---|---|---|
| 9/13/2011 | <0.001 | |
| 10/28/2011 | <0.001 | |
| 12/4/2011 | <0.001 | |
| 1/24/2012 | <0.001 | |
| 7/11/2012 | <0.001 | |
| 1/8/2013 | <0.001 | |
| 7/10/2013 | <0.001 | |
| 1/21/2014 | <0.001 | |
| 7/1/2014 | <0.001 | |
| 1/21/2015 | <0.001 | |
| 7/28/2015 | <0.001 | |
| 1/26/2016 | <0.001 | |
| 3/29/2016 | <0.001 | |
| 5/25/2016 | <0.001 | |
| 7/22/2016 | <0.001 | |
| 9/15/2016 | <0.001 | |
| 11/16/2016 | <0.001 | |
| 1/31/2017 | <0.001 | |
| 3/23/2017 | <0.001 | |
| 5/3/2017 | <0.001 | |
| 8/7/2017 | <0.001 | |
| 1/24/2018 | <0.001 | |
| 6/26/2018 | <0.001 | |
| 1/25/2019 | <0.001 | |
| 6/26/2019 | <0.001 | |
| 9/11/2019 | <0.001 | |
| 3/18/2020 | 0.0002 (J) | |
| 9/10/2020 | <0.001 | |
| 3/16/2021 | <0.001 | |
| 8/19/2021 | <0.001 | |
| 3/7/2022 | <0.001 | |
| 8/16/2022 | <0.001 | |
| 2/15/2023 | <0.001 | |
| 8/14/2023 | <0.001 | |
| 2/20/2024 | | <0.001 |
| 8/6/2024 | | <0.001 |
| 2/17/2025 | | <0.001 |
| 8/18/2025 | | <0.001 |

ND substitution: RL or RL/2 if <15% NDs.

# Mann-Whitney (Wilcoxon Rank Sum)

Constituent: Lead (mg/L) Analysis Run 3/31/2026 5:07 AM View: Mann-Whitney

Plant Wansley Client: Southern Company Data: Wansley Landfill

| | GWC-13 | GWC-13 |
|---|---|---|
| 9/13/2011 | <0.001 | |
| 10/28/2011 | <0.001 | |
| 12/4/2011 | <0.001 | |
| 1/24/2012 | <0.001 | |
| 7/11/2012 | <0.001 | |
| 1/8/2013 | <0.001 | |
| 7/10/2013 | <0.001 | |
| 1/21/2014 | <0.001 | |
| 7/1/2014 | <0.001 | |
| 1/21/2015 | <0.001 | |
| 7/28/2015 | <0.001 | |
| 1/27/2016 | <0.001 | |
| 3/29/2016 | <0.001 | |
| 5/25/2016 | <0.001 | |
| 7/26/2016 | <0.001 | |
| 9/15/2016 | <0.001 | |
| 11/17/2016 | <0.001 | |
| 1/31/2017 | <0.001 | |
| 3/23/2017 | <0.001 | |
| 5/3/2017 | <0.001 | |
| 8/4/2017 | <0.001 | |
| 1/25/2018 | <0.001 | |
| 6/20/2018 | <0.001 | |
| 1/22/2019 | <0.001 | |
| 6/25/2019 | <0.001 | |
| 9/12/2019 | <0.001 | |
| 3/12/2020 | <0.001 | |
| 9/10/2020 | <0.001 | |
| 3/17/2021 | <0.001 | |
| 8/23/2021 | <0.001 | |
| 3/8/2022 | <0.001 | |
| 8/15/2022 | <0.001 | |
| 2/21/2023 | 0.00037 (J) | |
| 8/16/2023 | <0.001 | |
| 2/19/2024 | | <0.001 |
| 8/5/2024 | | <0.001 |
| 2/18/2025 | | <0.001 |
| 8/19/2025 | | <0.001 |

ND substitution: RL or RL/2 if <15% NDs.

# Mann-Whitney (Wilcoxon Rank Sum)

Constituent: Lead (mg/L) Analysis Run 3/31/2026 5:07 AM View: Mann-Whitney

Plant Wansley Client: Southern Company Data: Wansley Landfill

| | GWC-15 | GWC-15 |
|---|---|---|
| 9/16/2011 | <0.001 | |
| 10/27/2011 | <0.001 | |
| 12/3/2011 | <0.001 | |
| 2/9/2012 | <0.001 | |
| 7/11/2012 | <0.001 | |
| 1/8/2013 | <0.001 | |
| 7/2/2013 | <0.001 | |
| 1/21/2014 | <0.001 | |
| 6/24/2014 | <0.001 | |
| 1/14/2015 | <0.001 | |
| 7/22/2015 | <0.001 | |
| 1/27/2016 | <0.001 | |
| 3/30/2016 | <0.001 | |
| 5/25/2016 | <0.001 | |
| 7/26/2016 | <0.001 | |
| 9/20/2016 | <0.001 | |
| 11/17/2016 | <0.001 | |
| 2/1/2017 | <0.001 | |
| 3/23/2017 | <0.001 | |
| 5/3/2017 | <0.001 | |
| 8/4/2017 | <0.001 | |
| 1/25/2018 | <0.001 | |
| 6/20/2018 | <0.001 | |
| 1/22/2019 | <0.001 | |
| 6/25/2019 | <0.001 | |
| 9/17/2019 | <0.001 | |
| 3/16/2020 | 0.00014 (J) | |
| 9/10/2020 | <0.001 | |
| 3/18/2021 | <0.001 | |
| 8/24/2021 | <0.001 | |
| 3/7/2022 | <0.001 | |
| 8/16/2022 | <0.001 | |
| 2/21/2023 | 0.00025 (J) | |
| 8/14/2023 | <0.001 | |
| 2/21/2024 | | <0.001 |
| 8/6/2024 | | <0.001 |
| 2/18/2025 | | <0.001 |
| 8/18/2025 | | <0.001 |

ND substitution: RL or RL/2 if <15% NDs.

# Mann-Whitney (Wilcoxon Rank Sum)

Constituent: Lead (mg/L) Analysis Run 3/31/2026 5:07 AM View: Mann-Whitney

Plant Wansley Client: Southern Company Data: Wansley Landfill

| | GWC-16 | GWC-16 |
|---|---|---|
| 8/30/2011 | <0.001 | |
| 10/26/2011 | <0.001 | |
| 12/3/2011 | <0.001 | |
| 1/25/2012 | <0.001 | |
| 7/11/2012 | <0.001 | |
| 1/8/2013 | <0.001 | |
| 7/2/2013 | <0.001 | |
| 1/14/2014 | <0.001 | |
| 6/25/2014 | <0.001 | |
| 1/13/2015 | <0.001 | |
| 7/22/2015 | <0.001 | |
| 1/27/2016 | <0.001 | |
| 3/30/2016 | <0.001 | |
| 5/25/2016 | <0.001 | |
| 7/27/2016 | <0.001 | |
| 9/16/2016 | <0.001 | |
| 11/17/2016 | <0.001 | |
| 2/1/2017 | <0.001 | |
| 3/24/2017 | <0.001 | |
| 5/3/2017 | <0.001 | |
| 8/7/2017 | <0.001 | |
| 1/25/2018 | <0.001 | |
| 6/20/2018 | <0.001 | |
| 1/25/2019 | <0.001 | |
| 6/25/2019 | <0.001 | |
| 9/11/2019 | <0.001 | |
| 3/17/2020 | <0.001 | |
| 9/11/2020 | <0.001 | |
| 3/17/2021 | <0.001 | |
| 8/20/2021 | <0.001 | |
| 3/8/2022 | <0.001 | |
| 8/16/2022 | <0.001 | |
| 2/20/2023 | 0.00025 (J) | |
| 8/14/2023 | <0.001 | |
| 2/21/2024 | | <0.001 |
| 8/5/2024 | | <0.001 |
| 2/11/2025 | | <0.001 |
| 8/15/2025 | | <0.001 |

ND substitution: RL or RL/2 if <15% NDs.

# Mann-Whitney (Wilcoxon Rank Sum)

Constituent: Lead (mg/L) Analysis Run 3/31/2026 5:07 AM View: Mann-Whitney

Plant Wansley Client: Southern Company Data: Wansley Landfill

| | GWC-17 | GWC-17 |
|---|---|---|
| 8/30/2011 | <0.001 | |
| 10/26/2011 | <0.001 | |
| 12/3/2011 | <0.001 | |
| 1/25/2012 | <0.001 | |
| 7/11/2012 | <0.001 | |
| 1/8/2013 | <0.001 | |
| 7/16/2013 | <0.001 | |
| 1/14/2014 | <0.001 | |
| 6/25/2014 | <0.001 | |
| 1/14/2015 | <0.001 | |
| 7/28/2015 | <0.001 | |
| 1/27/2016 | <0.001 | |
| 3/30/2016 | <0.001 | |
| 5/25/2016 | <0.001 | |
| 7/27/2016 | <0.001 | |
| 9/19/2016 | <0.001 | |
| 11/17/2016 | <0.001 | |
| 2/1/2017 | 0.0009 (J) | |
| 3/24/2017 | <0.001 | |
| 5/3/2017 | <0.001 | |
| 8/7/2017 | <0.001 | |
| 1/25/2018 | <0.001 | |
| 6/26/2018 | <0.001 | |
| 1/24/2019 | <0.001 | |
| 6/25/2019 | <0.001 | |
| 9/11/2019 | <0.001 | |
| 3/17/2020 | <0.001 | |
| 9/14/2020 | <0.001 | |
| 3/16/2021 | <0.001 | |
| 8/20/2021 | <0.001 | |
| 3/8/2022 | <0.001 | |
| 8/11/2022 | <0.001 | |
| 2/20/2023 | 0.00027 (J) | |
| 8/10/2023 | <0.001 | |
| 2/20/2024 | | <0.001 |
| 8/7/2024 | | <0.001 |
| 2/13/2025 | | <0.001 |
| 8/13/2025 | | <0.001 |

ND substitution: RL or RL/2 if <15% NDs.

# Mann-Whitney (Wilcoxon Rank Sum)

Constituent: Lead (mg/L) Analysis Run 3/31/2026 5:07 AM View: Mann-Whitney

Plant Wansley Client: Southern Company Data: Wansley Landfill

| | GWC-18 | GWC-18 |
|---|---|---|
| 8/30/2011 | <0.001 | |
| 10/26/2011 | <0.001 | |
| 12/3/2011 | <0.001 | |
| 2/9/2012 | <0.001 | |
| 7/11/2012 | <0.001 | |
| 1/8/2013 | <0.001 | |
| 7/16/2013 | <0.001 | |
| 1/14/2014 | <0.001 | |
| 6/24/2014 | <0.001 | |
| 1/13/2015 | 0.0026 (JO) | |
| 7/23/2015 | <0.001 | |
| 1/27/2016 | <0.001 | |
| 3/30/2016 | <0.001 | |
| 5/26/2016 | <0.001 | |
| 7/25/2016 | <0.001 | |
| 9/19/2016 | <0.001 | |
| 11/17/2016 | <0.001 | |
| 2/1/2017 | <0.001 | |
| 3/24/2017 | <0.001 | |
| 5/3/2017 | <0.001 | |
| 8/7/2017 | <0.001 | |
| 1/25/2018 | <0.001 | |
| 6/21/2018 | <0.001 | |
| 1/28/2019 | 0.00016 (J) | |
| 6/27/2019 | <0.001 | |
| 9/11/2019 | <0.001 | |
| 3/17/2020 | <0.001 | |
| 9/14/2020 | <0.001 | |
| 3/16/2021 | <0.001 | |
| 8/24/2021 | <0.001 | |
| 3/8/2022 | <0.001 | |
| 8/11/2022 | <0.001 | |
| 2/20/2023 | 0.00025 (J) | |
| 8/9/2023 | <0.001 | |
| 2/21/2024 | | <0.001 |
| 8/7/2024 | | <0.001 |
| 2/13/2025 | | <0.001 |
| 8/13/2025 | | <0.001 |

ND substitution: RL or RL/2 if <15% NDs.

# Mann-Whitney (Wilcoxon Rank Sum)

Constituent: Lead (mg/L) Analysis Run 3/31/2026 5:07 AM View: Mann-Whitney

Plant Wansley Client: Southern Company Data: Wansley Landfill

| | GWC-19 | GWC-19 |
|---|---|---|
| 8/30/2011 | <0.001 | |
| 10/26/2011 | <0.001 | |
| 12/3/2011 | <0.001 | |
| 2/8/2012 | <0.001 | |
| 7/11/2012 | <0.001 | |
| 1/8/2013 | <0.001 | |
| 7/16/2013 | <0.001 | |
| 1/21/2014 | <0.001 | |
| 6/24/2014 | <0.001 | |
| 1/13/2015 | <0.001 | |
| 7/23/2015 | <0.001 | |
| 1/27/2016 | <0.001 | |
| 3/30/2016 | <0.001 | |
| 5/26/2016 | <0.001 | |
| 7/25/2016 | <0.001 | |
| 9/19/2016 | <0.001 | |
| 11/17/2016 | <0.001 | |
| 2/2/2017 | <0.001 | |
| 3/24/2017 | <0.001 | |
| 5/3/2017 | 0.0013 | |
| 8/7/2017 | <0.001 | |
| 1/25/2018 | <0.001 | |
| 6/21/2018 | <0.001 | |
| 1/28/2019 | 0.00011 (J) | |
| 6/26/2019 | <0.001 | |
| 9/12/2019 | <0.001 | |
| 3/18/2020 | <0.001 | |
| 9/15/2020 | <0.001 | |
| 3/17/2021 | 0.00017 (J) | |
| 8/24/2021 | 0.00019 (J) | |
| 3/8/2022 | <0.001 | |
| 8/11/2022 | 0.00019 (J) | |
| 2/21/2023 | <0.001 | |
| 8/9/2023 | <0.001 | |
| 2/21/2024 | | <0.001 |
| 8/6/2024 | | <0.001 |
| 2/14/2025 | | 0.0019 |
| 8/13/2025 | | <0.001 |

ND substitution: RL or RL/2 if <15% NDs.

# Mann-Whitney (Wilcoxon Rank Sum)

Constituent: Lead (mg/L) Analysis Run 3/31/2026 5:07 AM View: Mann-Whitney

Plant Wansley Client: Southern Company Data: Wansley Landfill

| | GWC-20 | GWC-20 |
|---|---|---|
| 8/31/2011 | <0.001 | |
| 10/27/2011 | <0.001 | |
| 12/4/2011 | <0.001 | |
| 2/8/2012 | <0.001 | |
| 7/11/2012 | <0.001 | |
| 1/8/2013 | <0.001 | |
| 7/16/2013 | <0.001 | |
| 1/21/2014 | <0.001 | |
| 6/24/2014 | <0.001 | |
| 1/13/2015 | <0.001 | |
| 7/23/2015 | <0.001 | |
| 1/27/2016 | <0.001 | |
| 3/30/2016 | <0.001 | |
| 5/26/2016 | <0.001 | |
| 7/25/2016 | <0.001 | |
| 9/20/2016 | <0.001 | |
| 11/17/2016 | <0.001 | |
| 2/2/2017 | <0.001 | |
| 3/28/2017 | <0.001 | |
| 5/4/2017 | <0.001 | |
| 8/7/2017 | <0.001 | |
| 1/26/2018 | <0.001 | |
| 6/21/2018 | <0.001 | |
| 1/28/2019 | 0.00014 (J) | |
| 6/25/2019 | <0.001 | |
| 9/11/2019 | <0.001 | |
| 3/18/2020 | <0.001 | |
| 9/15/2020 | <0.001 | |
| 3/16/2021 | 0.00014 (J) | |
| 8/24/2021 | <0.001 | |
| 3/7/2022 | <0.001 | |
| 8/16/2022 | <0.001 | |
| 2/22/2023 | <0.001 | |
| 8/9/2023 | <0.001 | |
| 2/20/2024 | | <0.001 |
| 8/2/2024 | | <0.001 |
| 2/14/2025 | | <0.001 |
| 8/12/2025 | | <0.001 |

ND substitution: RL or RL/2 if <15% NDs.

# Mann-Whitney (Wilcoxon Rank Sum)

Constituent: Lead (mg/L) Analysis Run 3/31/2026 5:07 AM View: Mann-Whitney

Plant Wansley Client: Southern Company Data: Wansley Landfill

| | GWC-21 | GWC-21 |
|---|---|---|
| 8/31/2011 | <0.001 | |
| 10/27/2011 | <0.001 | |
| 12/4/2011 | <0.001 | |
| 2/8/2012 | <0.001 | |
| 7/17/2012 | <0.001 | |
| 1/9/2013 | <0.001 | |
| 7/16/2013 | <0.001 | |
| 1/21/2014 | <0.001 | |
| 6/24/2014 | <0.001 | |
| 1/13/2015 | <0.001 | |
| 7/23/2015 | <0.001 | |
| 1/26/2016 | <0.001 | |
| 3/30/2016 | <0.001 | |
| 5/26/2016 | <0.001 | |
| 7/26/2016 | <0.001 | |
| 9/20/2016 | <0.001 | |
| 11/17/2016 | <0.001 | |
| 2/2/2017 | <0.001 | |
| 3/28/2017 | <0.001 | |
| 5/4/2017 | <0.001 | |
| 8/7/2017 | <0.001 | |
| 1/26/2018 | <0.001 | |
| 6/20/2018 | <0.001 | |
| 1/24/2019 | <0.001 | |
| 6/25/2019 | <0.001 | |
| 9/11/2019 | 0.00017 (J) | |
| 3/18/2020 | <0.001 | |
| 9/15/2020 | <0.001 | |
| 3/16/2021 | 0.00019 (J) | |
| 8/19/2021 | 0.00018 (J) | |
| 3/7/2022 | <0.001 | |
| 8/16/2022 | <0.001 | |
| 2/21/2023 | <0.001 | |
| 8/9/2023 | <0.001 | |
| 2/19/2024 | | <0.001 |
| 7/30/2024 | | <0.001 |
| 2/11/2025 | | <0.001 |
| 8/12/2025 | | <0.001 |

ND substitution: RL or RL/2 if <15% NDs.

# Mann-Whitney (Wilcoxon Rank Sum)

Constituent: Lead (mg/L) Analysis Run 3/31/2026 5:07 AM View: Mann-Whitney

Plant Wansley Client: Southern Company Data: Wansley Landfill

| | GWC-22 | GWC-22 |
|---|---|---|
| 9/15/2011 | <0.001 | |
| 10/29/2011 | <0.001 | |
| 12/13/2011 | <0.001 | |
| 1/25/2012 | <0.001 | |
| 7/18/2012 | <0.001 | |
| 1/22/2013 | <0.001 | |
| 7/16/2013 | <0.001 | |
| 1/21/2014 | <0.001 | |
| 6/25/2014 | <0.001 | |
| 1/14/2015 | <0.001 | |
| 7/23/2015 | <0.001 | |
| 1/26/2016 | <0.001 | |
| 3/31/2016 | <0.001 | |
| 5/26/2016 | <0.001 | |
| 7/26/2016 | <0.001 | |
| 9/20/2016 | <0.001 | |
| 11/17/2016 | <0.001 | |
| 2/3/2017 | <0.001 | |
| 3/28/2017 | <0.001 | |
| 5/3/2017 | <0.001 | |
| 8/8/2017 | <0.001 | |
| 1/25/2018 | <0.001 | |
| 6/20/2018 | <0.001 | |
| 1/24/2019 | <0.001 | |
| 6/25/2019 | <0.001 | |
| 9/10/2019 | <0.001 | |
| 3/18/2020 | 0.00067 (J) | |
| 9/10/2020 | <0.001 | |
| 3/15/2021 | 0.00025 (J) | |
| 8/19/2021 | <0.001 | |
| 3/8/2022 | <0.001 | |
| 8/17/2022 | <0.001 | |
| 2/14/2023 | <0.001 | |
| 8/14/2023 | <0.001 | |
| 2/14/2024 | | <0.001 |
| 8/6/2024 | | <0.001 |
| 2/11/2025 | | <0.001 |
| 8/12/2025 | | <0.001 |

ND substitution: RL or RL/2 if <15% NDs.

# Mann-Whitney (Wilcoxon Rank Sum)

Constituent: Lead (mg/L) Analysis Run 3/31/2026 5:07 AM View: Mann-Whitney

Plant Wansley Client: Southern Company Data: Wansley Landfill

| | GWC-23 | GWC-23 |
|---|---|---|
| 9/16/2011 | <0.001 | |
| 10/29/2011 | <0.001 | |
| 12/13/2011 | <0.001 | |
| 1/31/2012 | <0.001 | |
| 7/18/2012 | <0.001 | |
| 1/22/2013 | <0.001 | |
| 7/23/2013 | <0.001 | |
| 1/22/2014 | <0.001 | |
| 7/1/2014 | <0.001 | |
| 1/22/2015 | <0.001 | |
| 7/29/2015 | <0.001 | |
| 1/21/2016 | <0.001 | |
| 3/29/2016 | <0.001 | |
| 5/25/2016 | <0.001 | |
| 7/27/2016 | <0.001 | |
| 9/20/2016 | <0.001 | |
| 11/18/2016 | <0.001 | |
| 2/3/2017 | <0.001 | |
| 3/28/2017 | <0.001 | |
| 5/4/2017 | <0.001 | |
| 8/8/2017 | <0.001 | |
| 1/25/2018 | <0.001 | |
| 6/20/2018 | <0.001 | |
| 1/25/2019 | <0.001 | |
| 6/26/2019 | <0.001 | |
| 9/12/2019 | <0.001 | |
| 3/18/2020 | 0.00022 (J) | |
| 9/10/2020 | <0.001 | |
| 3/18/2021 | 0.00029 (J) | |
| 8/23/2021 | 0.00033 (J) | |
| 3/9/2022 | <0.001 | |
| 8/16/2022 | <0.001 | |
| 2/21/2023 | 0.00022 (J) | |
| 8/15/2023 | <0.001 | |
| 2/19/2024 | | 0.00034 (J) |
| 7/30/2024 | | <0.001 |
| 2/11/2025 | | <0.001 |
| 8/12/2025 | | <0.001 |

ND substitution: RL or RL/2 if <15% NDs.

# Mann-Whitney (Wilcoxon Rank Sum)

Constituent: Lead (mg/L) Analysis Run 3/31/2026 5:07 AM View: Mann-Whitney

Plant Wansley Client: Southern Company Data: Wansley Landfill

| | GWC-24 | GWC-24 |
|---|---|---|
| 7/8/2014 | <0.001 | |
| 7/31/2015 | <0.001 | |
| 1/20/2016 | <0.001 | |
| 3/30/2016 | <0.001 | |
| 5/25/2016 | <0.001 | |
| 7/27/2016 | <0.001 | |
| 9/16/2016 | <0.001 | |
| 11/18/2016 | <0.001 | |
| 2/3/2017 | <0.001 | |
| 3/29/2017 | <0.001 | |
| 5/4/2017 | <0.001 | |
| 8/8/2017 | <0.001 | |
| 1/25/2018 | <0.001 | |
| 6/27/2018 | <0.001 | |
| 1/31/2019 | 0.00013 (J) | |
| 6/26/2019 | 0.00016 (J) | |
| 9/11/2019 | 0.00015 (J) | |
| 3/12/2020 | 0.00013 (J) | |
| 9/15/2020 | <0.001 | |
| 3/18/2021 | 0.00022 (J) | |
| 8/19/2021 | 0.0015 | |
| 3/10/2022 | <0.001 | |
| 8/18/2022 | <0.001 | |
| 2/16/2023 | <0.001 | |
| 8/16/2023 | <0.001 | |
| 2/22/2024 | | 0.00039 (J) |
| 8/6/2024 | | <0.001 |
| 2/14/2025 | | 0.00029 (J) |
| 8/14/2025 | | <0.001 |

ND substitution: RL or RL/2 if <15% NDs.

# Mann-Whitney (Wilcoxon Rank Sum)

Constituent: Lead (mg/L) Analysis Run 3/31/2026 5:07 AM View: Mann-Whitney

Plant Wansley Client: Southern Company Data: Wansley Landfill

| | GWC-25 | GWC-25 |
|---|---|---|
| 9/17/2011 | <0.001 | |
| 10/31/2011 | <0.001 | |
| 12/14/2011 | <0.001 | |
| 2/7/2012 | <0.001 | |
| 7/17/2012 | <0.001 | |
| 7/24/2013 | <0.001 | |
| 1/23/2014 | <0.001 | |
| 7/8/2014 | <0.001 | |
| 1/21/2015 | <0.001 | |
| 7/30/2015 | <0.001 | |
| 1/21/2016 | <0.001 | |
| 3/28/2016 | <0.001 | |
| 5/25/2016 | <0.001 | |
| 7/27/2016 | <0.001 | |
| 9/19/2016 | <0.001 | |
| 11/15/2016 | <0.001 | |
| 1/24/2017 | <0.001 | |
| 3/23/2017 | <0.001 | |
| 5/2/2017 | 0.0021 (O) | |
| 8/3/2017 | <0.001 | |
| 1/25/2018 | <0.001 | |
| 6/27/2018 | <0.001 | |
| 1/24/2019 | 0.00021 (J) | |
| 6/25/2019 | <0.001 | |
| 9/11/2019 | 0.00024 (J) | |
| 3/12/2020 | 0.00018 (J) | |
| 9/14/2020 | <0.001 | |
| 3/17/2021 | 0.00013 (J) | |
| 8/19/2021 | 0.00028 (J) | |
| 3/8/2022 | <0.001 | |
| 8/10/2022 | <0.001 | |
| 2/21/2023 | 0.00027 (J) | |
| 8/15/2023 | <0.001 | |
| 2/21/2024 | | <0.001 |
| 8/1/2024 | | <0.001 |
| 2/14/2025 | | <0.001 |
| 8/13/2025 | | <0.001 |

ND substitution: RL or RL/2 if <15% NDs.

# Mann-Whitney (Wilcoxon Rank Sum)

Constituent: Lead (mg/L) Analysis Run 3/31/2026 5:07 AM View: Mann-Whitney

Plant Wansley Client: Southern Company Data: Wansley Landfill

| | GWC-26 | GWC-26 |
|---|---|---|
| 9/17/2011 | <0.001 | |
| 10/29/2011 | <0.001 | |
| 12/14/2011 | <0.001 | |
| 2/7/2012 | <0.001 | |
| 7/17/2012 | <0.001 | |
| 1/24/2013 | <0.001 | |
| 7/24/2013 | <0.001 | |
| 1/23/2014 | <0.001 | |
| 7/8/2014 | <0.001 | |
| 1/21/2015 | <0.001 | |
| 7/31/2015 | <0.001 | |
| 1/25/2016 | <0.001 | |
| 3/24/2016 | <0.001 | |
| 5/25/2016 | <0.001 | |
| 7/26/2016 | <0.001 | |
| 9/19/2016 | <0.001 | |
| 11/14/2016 | <0.001 | |
| 1/19/2017 | <0.001 | |
| 3/16/2017 | <0.001 | |
| 5/1/2017 | <0.001 | |
| 8/3/2017 | <0.001 | |
| 1/22/2018 | <0.001 | |
| 6/27/2018 | <0.001 | |
| 1/24/2019 | 9.8E-05 (J) | |
| 6/25/2019 | <0.001 | |
| 9/12/2019 | <0.001 | |
| 3/13/2020 | 0.00013 (J) | |
| 9/15/2020 | <0.001 | |
| 3/17/2021 | <0.001 | |
| 8/19/2021 | 0.0015 | |
| 3/9/2022 | <0.001 | |
| 8/10/2022 | <0.001 | |
| 2/21/2023 | <0.001 | |
| 8/16/2023 | <0.001 | |
| 2/20/2024 | | <0.001 |
| 8/2/2024 | | <0.001 |
| 2/13/2025 | | <0.001 |
| 8/13/2025 | | <0.001 |

ND substitution: RL or RL/2 if <15% NDs.

# Mann-Whitney (Wilcoxon Rank Sum)

Constituent: Lead (mg/L) Analysis Run 3/31/2026 5:07 AM View: Mann-Whitney

Plant Wansley Client: Southern Company Data: Wansley Landfill

| | GWC-27 | GWC-27 |
|---|---|---|
| 9/17/2011 | <0.001 | |
| 10/29/2011 | <0.001 | |
| 12/14/2011 | <0.001 | |
| 1/25/2012 | <0.001 | |
| 7/17/2012 | <0.001 | |
| 1/24/2013 | <0.001 | |
| 7/24/2013 | <0.001 | |
| 1/23/2014 | <0.001 | |
| 7/8/2014 | <0.001 | |
| 1/21/2015 | <0.001 | |
| 7/30/2015 | <0.001 | |
| 1/22/2016 | <0.001 | |
| 3/23/2016 | <0.001 | |
| 5/24/2016 | <0.001 | |
| 7/26/2016 | <0.001 | |
| 9/19/2016 | <0.001 | |
| 11/11/2016 | <0.001 | |
| 1/20/2017 | <0.001 | |
| 3/16/2017 | <0.001 | |
| 4/28/2017 | <0.001 | |
| 8/3/2017 | <0.001 | |
| 1/19/2018 | <0.001 | |
| 6/27/2018 | <0.001 | |
| 1/24/2019 | 9.8E-05 (J) | |
| 6/26/2019 | <0.001 | |
| 9/12/2019 | 0.00016 (J) | |
| 3/12/2020 | <0.001 | |
| 9/9/2020 | 0.00023 (J) | |
| 3/18/2021 | <0.001 | |
| 8/23/2021 | 0.00027 (J) | |
| 3/8/2022 | <0.001 | |
| 8/10/2022 | <0.001 | |
| 2/20/2023 | 0.00029 (J) | |
| 8/15/2023 | <0.001 | |
| 2/20/2024 | | <0.001 |
| 7/30/2024 | | <0.001 |
| 2/11/2025 | | <0.001 |
| 8/13/2025 | | <0.001 |

ND substitution: RL or RL/2 if <15% NDs.

# Mann-Whitney (Wilcoxon Rank Sum)

Constituent: Lead (mg/L) Analysis Run 3/31/2026 5:07 AM View: Mann-Whitney

Plant Wansley Client: Southern Company Data: Wansley Landfill

| | GWC-30 | GWC-30 |
|---|---|---|
| 9/15/2011 | <0.001 | |
| 10/28/2011 | <0.001 | |
| 12/13/2011 | <0.001 | |
| 2/8/2012 | <0.001 | |
| 7/18/2012 | <0.001 | |
| 1/24/2013 | <0.001 | |
| 7/24/2013 | <0.001 | |
| 1/23/2014 | <0.001 | |
| 7/1/2014 | <0.001 | |
| 1/20/2015 | <0.001 | |
| 7/30/2015 | <0.001 | |
| 1/19/2016 | <0.001 | |
| 3/23/2016 | <0.001 | |
| 5/20/2016 | <0.001 | |
| 7/21/2016 | <0.001 | |
| 9/20/2016 | <0.001 | |
| 11/14/2016 | <0.001 | |
| 1/24/2017 | <0.001 | |
| 3/17/2017 | <0.001 | |
| 5/1/2017 | <0.001 | |
| 8/4/2017 | <0.001 | |
| 1/24/2018 | <0.001 | |
| 6/21/2018 | <0.001 | |
| 1/30/2019 | <0.001 | |
| 6/27/2019 | <0.001 | |
| 9/10/2019 | <0.001 | |
| 3/11/2020 | <0.001 | |
| 9/10/2020 | 0.00016 (J) | |
| 3/18/2021 | <0.001 | |
| 8/23/2021 | <0.001 | |
| 3/2/2022 | <0.001 | |
| 8/10/2022 | <0.001 | |
| 2/14/2023 | <0.001 | |
| 8/16/2023 | <0.001 | |
| 2/21/2024 | | <0.001 |
| 8/5/2024 | | <0.001 |
| 2/13/2025 | | <0.001 |
| 8/14/2025 | | <0.001 |

ND substitution: RL or RL/2 if <15% NDs.

# Mann-Whitney (Wilcoxon Rank Sum)

Constituent: Lead (mg/L) Analysis Run 3/31/2026 5:07 AM View: Mann-Whitney

Plant Wansley Client: Southern Company Data: Wansley Landfill

| | GWC-31 | GWC-31 |
|---|---|---|
| 9/17/2011 | <0.001 | |
| 10/31/2011 | <0.001 | |
| 2/7/2012 | <0.001 | |
| 1/23/2013 | <0.001 | |
| 1/23/2014 | 0.0012 (J) | |
| 7/1/2014 | <0.001 | |
| 1/21/2015 | <0.001 | |
| 1/25/2016 | <0.001 | |
| 3/30/2016 | <0.001 | |
| 5/25/2016 | <0.001 | |
| 7/27/2016 | 0.00078 (J) | |
| 1/25/2017 | 0.00042 (J) | |
| 3/23/2017 | <0.001 | |
| 5/2/2017 | 0.00039 (J) | |
| 7/19/2017 | 0.00051 (J) | |
| 8/4/2017 | 0.00037 (J) | |
| 1/23/2018 | <0.001 | |
| 6/27/2018 | <0.001 | |
| 1/31/2019 | 0.00015 (J) | |
| 6/26/2019 | 0.00022 (J) | |
| 9/11/2019 | 0.0013 | |
| 3/17/2020 | 0.00051 (J) | |
| 9/11/2020 | 0.00026 (J) | |
| 3/16/2021 | 0.00046 (J) | |
| 8/25/2021 | 0.00031 (J) | |
| 3/10/2022 | <0.001 | |
| 8/16/2022 | <0.001 | |
| 2/22/2023 | 0.00025 (J) | |
| 8/16/2023 | 0.0013 | |
| 2/21/2024 | | 0.00071 (J) |
| 8/2/2024 | | 0.00064 (J) |
| 2/18/2025 | | <0.001 |
| 8/15/2025 | | <0.001 |

ND substitution: RL or RL/2 if <15% NDs.

# Mann-Whitney (Wilcoxon Rank Sum)

Constituent: Lead (mg/L) Analysis Run 3/31/2026 5:07 AM View: Mann-Whitney

Plant Wansley Client: Southern Company Data: Wansley Landfill

| | GWC-33 | GWC-33 |
|---|---|---|
| 9/16/2011 | <0.001 | |
| 10/30/2011 | <0.001 | |
| 12/13/2011 | <0.001 | |
| 2/1/2012 | <0.001 | |
| 7/17/2012 | <0.001 | |
| 1/23/2013 | <0.001 | |
| 7/17/2013 | <0.001 | |
| 1/23/2014 | <0.001 | |
| 1/20/2015 | <0.001 | |
| 7/29/2015 | <0.001 | |
| 1/25/2016 | <0.001 | |
| 3/23/2016 | <0.001 | |
| 5/24/2016 | <0.001 | |
| 7/22/2016 | <0.001 | |
| 9/16/2016 | <0.001 | |
| 11/17/2016 | <0.001 | |
| 1/25/2017 | <0.001 | |
| 3/23/2017 | <0.001 | |
| 5/1/2017 | <0.001 | |
| 8/4/2017 | <0.001 | |
| 1/23/2018 | <0.001 | |
| 6/26/2018 | <0.001 | |
| 1/30/2019 | <0.001 | |
| 6/26/2019 | <0.001 | |
| 9/12/2019 | 0.00031 (J) | |
| 3/12/2020 | 0.00015 (J) | |
| 9/16/2020 | <0.001 | |
| 3/18/2021 | <0.001 | |
| 8/24/2021 | 0.00027 (J) | |
| 3/9/2022 | <0.001 | |
| 8/15/2022 | <0.001 | |
| 2/20/2023 | 0.00027 (J) | |
| 8/15/2023 | <0.001 | |
| 2/20/2024 | | <0.001 |
| 7/31/2024 | | <0.001 |
| 2/19/2025 | | <0.001 |
| 8/19/2025 | | <0.001 |

ND substitution: RL or RL/2 if <15% NDs.

# Mann-Whitney (Wilcoxon Rank Sum)

Constituent: Lead (mg/L) Analysis Run 3/31/2026 5:07 AM View: Mann-Whitney

Plant Wansley Client: Southern Company Data: Wansley Landfill

| | GWC-34 | GWC-34 |
|---|---|---|
| 9/16/2011 | <0.001 | |
| 10/31/2011 | <0.001 | |
| 12/12/2011 | <0.001 | |
| 2/1/2012 | <0.001 | |
| 7/16/2012 | <0.001 | |
| 1/22/2013 | <0.001 | |
| 7/17/2013 | <0.001 | |
| 1/23/2014 | <0.001 | |
| 6/25/2014 | <0.001 | |
| 1/14/2015 | <0.001 | |
| 7/29/2015 | <0.001 | |
| 1/21/2016 | <0.001 | |
| 3/24/2016 | <0.001 | |
| 5/23/2016 | <0.001 | |
| 7/21/2016 | <0.001 | |
| 9/15/2016 | <0.001 | |
| 11/15/2016 | <0.001 | |
| 1/25/2017 | <0.001 | |
| 3/22/2017 | <0.001 | |
| 5/1/2017 | <0.001 | |
| 8/3/2017 | <0.001 | |
| 1/23/2018 | <0.001 | |
| 6/20/2018 | <0.001 | |
| 1/28/2019 | 0.00022 (J) | |
| 6/26/2019 | <0.001 | |
| 9/11/2019 | <0.001 | |
| 3/11/2020 | <0.001 | |
| 9/11/2020 | <0.001 | |
| 3/16/2021 | <0.001 | |
| 8/24/2021 | <0.001 | |
| 3/2/2022 | <0.001 | |
| 8/10/2022 | <0.001 | |
| 2/20/2023 | 0.00026 (J) | |
| 8/16/2023 | <0.001 | |
| 2/22/2024 | | <0.001 |
| 8/5/2024 | | <0.001 |
| 2/13/2025 | | <0.001 |
| 8/14/2025 | | <0.001 |

ND substitution: RL or RL/2 if <15% NDs.

# Mann-Whitney (Wilcoxon Rank Sum)

Constituent: Mercury (mg/L) Analysis Run 3/31/2026 5:07 AM View: Mann-Whitney

Plant Wansley Client: Southern Company Data: Wansley Landfill

| | GWA-1 | GWA-1 |
|---|---|---|
| 9/16/2011 | <0.0002 | |
| 10/27/2011 | <0.0002 | |
| 12/13/2011 | <0.0002 | |
| 1/31/2012 | <0.0002 | |
| 7/18/2012 | <0.0002 | |
| 1/24/2013 | <0.0002 | |
| 7/17/2013 | <0.0002 | |
| 1/21/2014 | <0.0002 | |
| 6/25/2014 | <0.0002 | |
| 1/14/2015 | <0.0002 | |
| 7/21/2015 | <0.0002 | |
| 1/21/2016 | <0.0002 | |
| 3/23/2016 | <0.0002 | |
| 5/20/2016 | <0.0002 | |
| 7/21/2016 | 9.7E-05 (J) | |
| 9/15/2016 | <0.0002 | |
| 11/11/2016 | <0.0002 | |
| 1/19/2017 | <0.0002 | |
| 3/16/2017 | 0.00015 (J) | |
| 4/28/2017 | <0.0002 | |
| 8/3/2017 | <0.0002 | |
| 1/19/2018 | <0.0002 | |
| 6/19/2018 | <0.0002 | |
| 1/17/2019 | <0.0002 | |
| 6/24/2019 | <0.0002 | |
| 9/9/2019 | <0.0002 | |
| 3/10/2020 | <0.0002 | |
| 9/9/2020 | <0.0002 | |
| 3/15/2021 | <0.0002 | |
| 8/16/2021 | <0.0002 | |
| 2/28/2022 | <0.0002 | |
| 8/9/2022 | <0.0002 | |
| 2/14/2023 | <0.0002 | |
| 8/9/2023 | <0.0002 | |
| 2/13/2024 | | <0.0002 |
| 7/30/2024 | | <0.0002 |
| 2/11/2025 | | <0.0002 |
| 8/12/2025 | | <0.0002 |

ND substitution: RL or RL/2 if <15% NDs.

# Mann-Whitney (Wilcoxon Rank Sum)

Constituent: Mercury (mg/L) Analysis Run 3/31/2026 5:07 AM View: Mann-Whitney

Plant Wansley Client: Southern Company Data: Wansley Landfill

| | GWA-2 | GWA-2 |
|---|---|---|
| 9/17/2011 | <0.0002 | |
| 10/27/2011 | <0.0002 | |
| 12/14/2011 | <0.0002 | |
| 2/7/2012 | <0.0002 | |
| 7/23/2012 | <0.0002 | |
| 1/23/2013 | <0.0002 | |
| 7/24/2013 | <0.0002 | |
| 1/22/2014 | <0.0002 | |
| 7/1/2014 | <0.0002 | |
| 1/22/2015 | <0.0002 | |
| 7/22/2015 | <0.0002 | |
| 1/20/2016 | <0.0002 | |
| 3/23/2016 | <0.0002 | |
| 5/24/2016 | <0.0002 | |
| 7/26/2016 | 0.00012 (J) | |
| 9/16/2016 | <0.0002 | |
| 11/10/2016 | <0.0002 | |
| 1/19/2017 | <0.0002 | |
| 3/17/2017 | 0.00015 (J) | |
| 4/28/2017 | <0.0002 | |
| 8/2/2017 | <0.0002 | |
| 1/19/2018 | <0.0002 | |
| 6/19/2018 | <0.0002 | |
| 1/17/2019 | <0.0002 | |
| 6/24/2019 | <0.0002 | |
| 9/10/2019 | <0.0002 | |
| 3/10/2020 | <0.0002 | |
| 9/10/2020 | <0.0002 | |
| 3/15/2021 | <0.0002 | |
| 8/18/2021 | <0.0002 | |
| 3/1/2022 | <0.0002 | |
| 8/9/2022 | <0.0002 | |
| 2/14/2023 | <0.0002 | |
| 8/9/2023 | <0.0002 | |
| 2/14/2024 | | <0.0002 |
| 7/30/2024 | | <0.0002 |
| 2/11/2025 | | <0.0002 |
| 8/12/2025 | | <0.0002 |

ND substitution: RL or RL/2 if <15% NDs.

# Mann-Whitney (Wilcoxon Rank Sum)

Constituent: Mercury (mg/L) Analysis Run 3/31/2026 5:07 AM View: Mann-Whitney

Plant Wansley Client: Southern Company Data: Wansley Landfill

| | GWA-4 | GWA-4 |
|---|---|---|
| 8/31/2011 | <0.0002 | |
| 10/27/2011 | <0.0002 | |
| 12/14/2011 | <0.0002 | |
| 2/1/2012 | <0.0002 | |
| 7/23/2012 | <0.0002 | |
| 1/23/2013 | <0.0002 | |
| 7/17/2013 | <0.0002 | |
| 1/15/2014 | <0.0002 | |
| 6/25/2014 | <0.0002 | |
| 1/14/2015 | <0.0002 | |
| 7/21/2015 | <0.0002 | |
| 1/20/2016 | <0.0002 | |
| 3/23/2016 | <0.0002 | |
| 5/19/2016 | <0.0002 | |
| 7/21/2016 | 8.7E-05 (J) | |
| 9/14/2016 | <0.0002 | |
| 11/10/2016 | <0.0002 | |
| 1/17/2017 | <0.0002 | |
| 3/16/2017 | 0.00016 (J) | |
| 4/27/2017 | <0.0002 | |
| 8/2/2017 | <0.0002 | |
| 1/22/2018 | <0.0002 | |
| 6/19/2018 | <0.0002 | |
| 1/17/2019 | <0.0002 | |
| 6/24/2019 | <0.0002 | |
| 9/10/2019 | <0.0002 | |
| 3/10/2020 | <0.0002 | |
| 9/9/2020 | <0.0002 | |
| 3/15/2021 | <0.0002 | |
| 8/18/2021 | <0.0002 | |
| 3/1/2022 | <0.0002 | |
| 8/9/2022 | <0.0002 | |
| 2/14/2023 | <0.0002 | |
| 8/9/2023 | <0.0002 | |
| 2/14/2024 | | <0.0002 |
| 7/29/2024 | | <0.0002 |
| 2/10/2025 | | <0.0002 |
| 8/12/2025 | | <0.0002 |

ND substitution: RL or RL/2 if <15% NDs.

# Mann-Whitney (Wilcoxon Rank Sum)

Constituent: Mercury (mg/L) Analysis Run 3/31/2026 5:07 AM View: Mann-Whitney

Plant Wansley Client: Southern Company Data: Wansley Landfill

| | GWA-28 | GWA-28 |
|---|---|---|
| 9/16/2011 | <0.0002 | |
| 10/28/2011 | <0.0002 | |
| 12/12/2011 | <0.0002 | |
| 1/25/2012 | <0.0002 | |
| 7/16/2012 | <0.0002 | |
| 1/24/2013 | <0.0002 | |
| 7/23/2013 | <0.0002 | |
| 1/22/2014 | <0.0002 | |
| 7/1/2014 | <0.0002 | |
| 1/21/2015 | <0.0002 | |
| 7/21/2015 | <0.0002 | |
| 1/22/2016 | <0.0002 | |
| 3/22/2016 | <0.0002 | |
| 5/23/2016 | <0.0002 | |
| 7/25/2016 | 8.9E-05 (J) | |
| 9/15/2016 | <0.0002 | |
| 11/9/2016 | <0.0002 | |
| 1/17/2017 | <0.0002 | |
| 3/16/2017 | 0.00016 (J) | |
| 4/27/2017 | <0.0002 | |
| 8/1/2017 | <0.0002 | |
| 1/19/2018 | <0.0002 | |
| 6/19/2018 | <0.0002 | |
| 1/21/2019 | <0.0002 | |
| 6/25/2019 | <0.0002 | |
| 9/10/2019 | <0.0002 | |
| 3/10/2020 | <0.0002 | |
| 9/9/2020 | <0.0002 | |
| 3/15/2021 | <0.0002 | |
| 8/16/2021 | <0.0002 | |
| 3/1/2022 | <0.0002 | |
| 8/9/2022 | <0.0002 | |
| 2/14/2023 | <0.0002 | |
| 8/9/2023 | <0.0002 | |
| 2/14/2024 | | <0.0002 |
| 7/29/2024 | | <0.0002 |
| 2/10/2025 | | <0.0002 |
| 8/12/2025 | | <0.0002 |

ND substitution: RL or RL/2 if <15% NDs.

# Mann-Whitney (Wilcoxon Rank Sum)

Constituent: Mercury (mg/L) Analysis Run 3/31/2026 5:07 AM View: Mann-Whitney

Plant Wansley Client: Southern Company Data: Wansley Landfill

| | GWA-29 | GWA-29 |
|---|---|---|
| 9/17/2011 | <0.0002 | |
| 10/28/2011 | <0.0002 | |
| 12/12/2011 | <0.0002 | |
| 1/31/2012 | <0.0002 | |
| 7/17/2012 | <0.0002 | |
| 1/24/2013 | <0.0002 | |
| 7/24/2013 | <0.0002 | |
| 1/22/2014 | <0.0002 | |
| 7/8/2014 | <0.0002 | |
| 1/21/2015 | <0.0002 | |
| 7/22/2015 | <0.0002 | |
| 1/19/2016 | <0.0002 | |
| 3/22/2016 | <0.0002 | |
| 5/19/2016 | <0.0002 | |
| 7/21/2016 | <0.0002 | |
| 1/17/2017 | <0.0002 | |
| 3/15/2017 | 0.00014 (J) | |
| 4/27/2017 | <0.0002 | |
| 7/18/2017 | <0.0002 | |
| 8/1/2017 | <0.0002 | |
| 1/19/2018 | <0.0002 | |
| 6/19/2018 | <0.0002 | |
| 1/18/2019 | <0.0002 | |
| 6/25/2019 | <0.0002 | |
| 9/10/2019 | 0.00021 | |
| 3/10/2020 | <0.0002 | |
| 9/9/2020 | <0.0002 | |
| 3/15/2021 | <0.0002 | |
| 8/18/2021 | <0.0002 | |
| 3/2/2022 | <0.0002 | |
| 8/9/2022 | <0.0002 | |
| 2/13/2023 | <0.0002 | |
| 8/8/2023 | <0.0002 | |
| 2/14/2024 | | <0.0002 |
| 7/30/2024 | | <0.0002 |
| 2/11/2025 | | <0.0002 |
| 8/12/2025 | | <0.0002 |

ND substitution: RL or RL/2 if <15% NDs.

# Mann-Whitney (Wilcoxon Rank Sum)

Constituent: Mercury (mg/L) Analysis Run 3/31/2026 5:07 AM View: Mann-Whitney

Plant Wansley Client: Southern Company Data: Wansley Landfill

| | GWC-5 | GWC-5 |
|---|---|---|
| 8/31/2011 | <0.0002 | |
| 10/27/2011 | <0.0002 | |
| 12/5/2011 | <0.0002 | |
| 1/25/2012 | <0.0002 | |
| 7/18/2012 | <0.0002 | |
| 1/9/2013 | <0.0002 | |
| 7/17/2013 | <0.0002 | |
| 1/15/2014 | <0.0002 | |
| 6/25/2014 | <0.0002 | |
| 1/13/2015 | <0.0002 | |
| 7/24/2015 | <0.0002 | |
| 1/20/2016 | <0.0002 | |
| 3/28/2016 | <0.0002 | |
| 5/23/2016 | <0.0002 | |
| 7/21/2016 | 7.6E-05 (J) | |
| 9/15/2016 | <0.0002 | |
| 11/15/2016 | <0.0002 | |
| 1/26/2017 | <0.0002 | |
| 3/22/2017 | <0.0002 | |
| 5/2/2017 | <0.0002 | |
| 8/3/2017 | <0.0002 | |
| 1/23/2018 | <0.0002 | |
| 6/25/2018 | <0.0002 | |
| 1/30/2019 | <0.0002 | |
| 6/26/2019 | <0.0002 | |
| 9/12/2019 | <0.0002 | |
| 3/16/2020 | <0.0002 | |
| 9/9/2020 | <0.0002 | |
| 3/17/2021 | <0.0002 | |
| 8/19/2021 | <0.0002 | |
| 3/2/2022 | <0.0002 | |
| 8/11/2022 | <0.0002 | |
| 2/20/2023 | <0.0002 | |
| 8/14/2023 | <0.0002 | |
| 2/14/2024 | | <0.0002 |
| 7/31/2024 | | <0.0002 |
| 2/14/2025 | | <0.0002 |
| 8/18/2025 | | <0.0002 |

ND substitution: RL or RL/2 if <15% NDs.

# Mann-Whitney (Wilcoxon Rank Sum)

Constituent: Mercury (mg/L) Analysis Run 3/31/2026 5:07 AM View: Mann-Whitney

Plant Wansley Client: Southern Company Data: Wansley Landfill

| | GWC-6 | GWC-6 |
|---|---|---|
| 8/31/2011 | <0.0002 | |
| 10/30/2011 | <0.0002 | |
| 12/5/2011 | <0.0002 | |
| 1/25/2012 | <0.0002 | |
| 7/24/2012 | <0.0002 | |
| 1/8/2013 | <0.0002 | |
| 7/9/2013 | <0.0002 | |
| 1/15/2014 | <0.0002 | |
| 6/25/2014 | <0.0002 | |
| 1/20/2015 | <0.0002 | |
| 7/24/2015 | <0.0002 | |
| 1/20/2016 | <0.0002 | |
| 3/28/2016 | <0.0002 | |
| 5/24/2016 | <0.0002 | |
| 7/21/2016 | 9.1E-05 (J) | |
| 9/15/2016 | <0.0002 | |
| 11/16/2016 | <0.0002 | |
| 1/26/2017 | <0.0002 | |
| 3/22/2017 | 7.3E-05 (J) | |
| 5/2/2017 | <0.0002 | |
| 8/3/2017 | <0.0002 | |
| 1/23/2018 | <0.0002 | |
| 6/25/2018 | <0.0002 | |
| 1/30/2019 | <0.0002 | |
| 6/26/2019 | <0.0002 | |
| 9/12/2019 | <0.0002 | |
| 3/16/2020 | <0.0002 | |
| 9/11/2020 | <0.0002 | |
| 3/17/2021 | <0.0002 | |
| 8/18/2021 | <0.0002 | |
| 3/2/2022 | <0.0002 | |
| 8/11/2022 | <0.0002 | |
| 2/20/2023 | <0.0002 | |
| 8/14/2023 | <0.0002 | |
| 2/14/2024 | | <0.0002 |
| 8/1/2024 | | <0.0002 |
| 2/18/2025 | | <0.0002 |
| 8/15/2025 | | <0.0002 |

ND substitution: RL or RL/2 if <15% NDs.

# Mann-Whitney (Wilcoxon Rank Sum)

Constituent: Mercury (mg/L) Analysis Run 3/31/2026 5:07 AM View: Mann-Whitney

Plant Wansley Client: Southern Company Data: Wansley Landfill

| | GWC-7 | GWC-7 |
|---|---|---|
| 9/7/2011 | <0.0002 | |
| 10/30/2011 | <0.0002 | |
| 12/5/2011 | <0.0002 | |
| 1/25/2012 | <0.0002 | |
| 7/18/2012 | <0.0002 | |
| 1/7/2013 | <0.0002 | |
| 7/9/2013 | <0.0002 | |
| 1/14/2014 | <0.0002 | |
| 6/24/2014 | <0.0002 | |
| 1/20/2015 | <0.0002 | |
| 7/27/2015 | <0.0002 | |
| 1/26/2016 | <0.0002 | |
| 3/29/2016 | <0.0002 | |
| 5/24/2016 | <0.0002 | |
| 7/22/2016 | <0.0002 | |
| 9/15/2016 | <0.0002 | |
| 11/16/2016 | <0.0002 | |
| 1/26/2017 | 8.8E-05 (J) | |
| 3/22/2017 | <0.0002 | |
| 5/2/2017 | <0.0002 | |
| 8/4/2017 | <0.0002 | |
| 1/23/2018 | <0.0002 | |
| 6/25/2018 | <0.0002 | |
| 1/21/2019 | <0.0002 | |
| 6/25/2019 | <0.0002 | |
| 9/10/2019 | <0.0002 | |
| 3/12/2020 | <0.0002 | |
| 9/14/2020 | <0.0002 | |
| 3/16/2021 | <0.0002 | |
| 8/19/2021 | <0.0002 | |
| 3/2/2022 | <0.0002 | |
| 8/11/2022 | <0.0002 | |
| 2/21/2023 | <0.0002 | |
| 8/9/2023 | <0.0002 | |
| 2/21/2024 | | <0.0002 |
| 8/1/2024 | | <0.0002 |
| 2/13/2025 | | <0.0002 |
| 8/18/2025 | | <0.0002 |

ND substitution: RL or RL/2 if <15% NDs.

# Mann-Whitney (Wilcoxon Rank Sum)

Constituent: Mercury (mg/L) Analysis Run 3/31/2026 5:07 AM View: Mann-Whitney

Plant Wansley Client: Southern Company Data: Wansley Landfill

| | GWC-8 | GWC-8 |
|---|---|---|
| 9/7/2011 | <0.0002 | |
| 10/30/2011 | <0.0002 | |
| 12/5/2011 | <0.0002 | |
| 1/19/2012 | <0.0002 | |
| 7/18/2012 | <0.0002 | |
| 1/7/2013 | <0.0002 | |
| 7/9/2013 | <0.0002 | |
| 1/14/2014 | 0.000153 (J) | |
| 6/24/2014 | <0.0002 | |
| 1/20/2015 | <0.0002 | |
| 7/27/2015 | <0.0002 | |
| 1/26/2016 | <0.0002 | |
| 3/29/2016 | <0.0002 | |
| 5/24/2016 | <0.0002 | |
| 7/26/2016 | 0.00012 (J) | |
| 9/19/2016 | <0.0002 | |
| 11/16/2016 | <0.0002 | |
| 1/26/2017 | <0.0002 | |
| 3/23/2017 | 7.2E-05 (J) | |
| 5/3/2017 | <0.0002 | |
| 8/7/2017 | <0.0002 | |
| 1/24/2018 | <0.0002 | |
| 6/21/2018 | <0.0002 | |
| 1/22/2019 | <0.0002 | |
| 6/25/2019 | <0.0002 | |
| 9/10/2019 | 0.0004 | |
| 1/13/2020 | <0.0002 | |
| 3/12/2020 | <0.0002 | |
| 9/14/2020 | <0.0002 | |
| 3/16/2021 | <0.0002 | |
| 8/20/2021 | <0.0002 | |
| 3/2/2022 | <0.0002 | |
| 8/11/2022 | <0.0002 | |
| 2/15/2023 | <0.0002 | |
| 8/9/2023 | <0.0002 | |
| 2/21/2024 | | <0.0002 |
| 7/30/2024 | | <0.0002 |
| 2/13/2025 | | <0.0002 |
| 8/13/2025 | | <0.0002 |

ND substitution: RL or RL/2 if <15% NDs.

# Mann-Whitney (Wilcoxon Rank Sum)

Constituent: Mercury (mg/L) Analysis Run 3/31/2026 5:07 AM View: Mann-Whitney

Plant Wansley Client: Southern Company Data: Wansley Landfill

| | GWC-9 | GWC-9 |
|---|---|---|
| 9/7/2011 | <0.0002 | |
| 10/30/2011 | <0.0002 | |
| 12/4/2011 | <0.0002 | |
| 1/19/2012 | <0.0002 | |
| 7/18/2012 | <0.0002 | |
| 1/8/2013 | <0.0002 | |
| 7/9/2013 | <0.0002 | |
| 1/14/2014 | <0.0002 | |
| 6/24/2014 | <0.0002 | |
| 1/20/2015 | <0.0002 | |
| 7/27/2015 | <0.0002 | |
| 1/26/2016 | <0.0002 | |
| 3/29/2016 | <0.0002 | |
| 5/24/2016 | <0.0002 | |
| 7/25/2016 | 0.00012 (J) | |
| 9/19/2016 | <0.0002 | |
| 11/16/2016 | <0.0002 | |
| 1/31/2017 | 8.6E-05 (J) | |
| 3/23/2017 | <0.0002 | |
| 5/2/2017 | <0.0002 | |
| 8/7/2017 | <0.0002 | |
| 1/24/2018 | <0.0002 | |
| 6/21/2018 | <0.0002 | |
| 1/22/2019 | <0.0002 | |
| 6/25/2019 | <0.0002 | |
| 9/16/2019 | <0.0002 | |
| 3/16/2020 | <0.0002 | |
| 9/11/2020 | <0.0002 | |
| 3/16/2021 | <0.0002 | |
| 8/25/2021 | 0.00014 (J) | |
| 3/9/2022 | <0.0002 | |
| 8/16/2022 | <0.0002 | |
| 2/15/2023 | <0.0002 | |
| 8/9/2023 | <0.0002 | |
| 2/19/2024 | | <0.0002 |
| 7/31/2024 | | <0.0002 |
| 2/18/2025 | | <0.0002 |
| 8/13/2025 | | <0.0002 |

ND substitution: RL or RL/2 if <15% NDs.

# Mann-Whitney (Wilcoxon Rank Sum)

Constituent: Mercury (mg/L) Analysis Run 3/31/2026 5:07 AM View: Mann-Whitney

Plant Wansley Client: Southern Company Data: Wansley Landfill

| | GWC-10 | GWC-10 |
|---|---|---|
| 1/25/2016 | <0.0002 | |
| 3/30/2016 | <0.0002 | |
| 5/25/2016 | <0.0002 | |
| 7/27/2016 | 9.4E-05 (J) | |
| 9/16/2016 | <0.0002 | |
| 11/17/2016 | <0.0002 | |
| 2/1/2017 | 0.00011 (J) | |
| 3/24/2017 | <0.0002 | |
| 5/3/2017 | <0.0002 | |
| 8/8/2017 | <0.0002 | |
| 1/25/2018 | <0.0002 | |
| 6/21/2018 | <0.0002 | |
| 1/31/2019 | <0.0002 | |
| 6/26/2019 | <0.0002 | |
| 9/17/2019 | <0.0002 | |
| 3/17/2020 | <0.0002 | |
| 9/10/2020 | <0.0002 | |
| 3/18/2021 | <0.0002 | |
| 8/20/2021 | <0.0002 | |
| 3/8/2022 | <0.0002 | |
| 8/16/2022 | <0.0002 | |
| 2/15/2023 | <0.0002 | |
| 8/10/2023 | <0.0002 | |
| 2/20/2024 | | <0.0002 |
| 7/31/2024 | | <0.0002 |
| 2/19/2025 | | <0.0002 |
| 8/19/2025 | | <0.0002 |

ND substitution: RL or RL/2 if <15% NDs.

# Mann-Whitney (Wilcoxon Rank Sum)

Constituent: Mercury (mg/L) Analysis Run 3/31/2026 5:07 AM View: Mann-Whitney

Plant Wansley Client: Southern Company Data: Wansley Landfill

| | GWC-11 | GWC-11 |
|---|---|---|
| 9/13/2011 | <0.0002 | |
| 10/28/2011 | <0.0002 | |
| 12/4/2011 | <0.0002 | |
| 2/9/2012 | <0.0002 | |
| 7/18/2012 | <0.0002 | |
| 1/8/2013 | <0.0002 | |
| 7/9/2013 | <0.0002 | |
| 1/15/2014 | <0.0002 | |
| 6/25/2014 | <0.0002 | |
| 1/21/2015 | <0.0002 | |
| 7/28/2015 | <0.0002 | |
| 1/26/2016 | <0.0002 | |
| 3/29/2016 | <0.0002 | |
| 5/25/2016 | <0.0002 | |
| 7/25/2016 | 9.6E-05 (J) | |
| 9/19/2016 | <0.0002 | |
| 11/16/2016 | <0.0002 | |
| 1/31/2017 | 7.1E-05 (J) | |
| 3/23/2017 | <0.0002 | |
| 5/2/2017 | <0.0002 | |
| 8/7/2017 | <0.0002 | |
| 1/24/2018 | <0.0002 | |
| 6/20/2018 | <0.0002 | |
| 1/24/2019 | <0.0002 | |
| 6/26/2019 | <0.0002 | |
| 9/16/2019 | <0.0002 | |
| 3/16/2020 | <0.0002 | |
| 9/10/2020 | <0.0002 | |
| 3/17/2021 | <0.0002 | |
| 8/23/2021 | <0.0002 | |
| 3/7/2022 | <0.0002 | |
| 8/15/2022 | <0.0002 | |
| 2/21/2023 | <0.0002 | |
| 8/14/2023 | <0.0002 | |
| 2/14/2024 | | <0.0002 |
| 8/6/2024 | | <0.0002 |
| 2/18/2025 | | <0.0002 |
| 8/18/2025 | | <0.0002 |

ND substitution: RL or RL/2 if <15% NDs.

# Mann-Whitney (Wilcoxon Rank Sum)

Constituent: Mercury (mg/L) Analysis Run 3/31/2026 5:07 AM View: Mann-Whitney

Plant Wansley Client: Southern Company Data: Wansley Landfill

| | GWC-12 | GWC-12 |
|---|---|---|
| 9/13/2011 | <0.0002 | |
| 10/28/2011 | <0.0002 | |
| 12/4/2011 | <0.0002 | |
| 1/24/2012 | <0.0002 | |
| 7/11/2012 | <0.0002 | |
| 1/8/2013 | <0.0002 | |
| 7/10/2013 | <0.0002 | |
| 1/21/2014 | <0.0002 | |
| 7/1/2014 | <0.0002 | |
| 1/21/2015 | <0.0002 | |
| 7/28/2015 | <0.0002 | |
| 1/26/2016 | <0.0002 | |
| 3/29/2016 | <0.0002 | |
| 5/25/2016 | <0.0002 | |
| 7/22/2016 | <0.0002 | |
| 9/15/2016 | <0.0002 | |
| 11/16/2016 | <0.0002 | |
| 1/31/2017 | 0.00013 (J) | |
| 3/23/2017 | <0.0002 | |
| 5/3/2017 | <0.0002 | |
| 8/7/2017 | <0.0002 | |
| 1/24/2018 | <0.0002 | |
| 6/26/2018 | <0.0002 | |
| 1/25/2019 | <0.0002 | |
| 6/26/2019 | <0.0002 | |
| 9/11/2019 | <0.0002 | |
| 3/18/2020 | <0.0002 | |
| 9/10/2020 | <0.0002 | |
| 3/16/2021 | <0.0002 | |
| 8/19/2021 | <0.0002 | |
| 3/7/2022 | <0.0002 | |
| 8/16/2022 | <0.0002 | |
| 2/15/2023 | <0.0002 | |
| 8/14/2023 | <0.0002 | |
| 2/20/2024 | | <0.0002 |
| 8/6/2024 | | <0.0002 |
| 2/17/2025 | | <0.0002 |
| 8/18/2025 | | <0.0002 |

ND substitution: RL or RL/2 if <15% NDs.

# Mann-Whitney (Wilcoxon Rank Sum)

Constituent: Mercury (mg/L) Analysis Run 3/31/2026 5:07 AM View: Mann-Whitney

Plant Wansley Client: Southern Company Data: Wansley Landfill

| | GWC-13 | GWC-13 |
|---|---|---|
| 9/13/2011 | <0.0002 | |
| 10/28/2011 | <0.0002 | |
| 12/4/2011 | <0.0002 | |
| 1/24/2012 | <0.0002 | |
| 7/11/2012 | <0.0002 | |
| 1/8/2013 | <0.0002 | |
| 7/10/2013 | <0.0002 | |
| 1/21/2014 | <0.0002 | |
| 7/1/2014 | <0.0002 | |
| 1/21/2015 | <0.0002 | |
| 7/28/2015 | <0.0002 | |
| 1/27/2016 | <0.0002 | |
| 3/29/2016 | <0.0002 | |
| 5/25/2016 | <0.0002 | |
| 7/26/2016 | 0.00012 (J) | |
| 9/15/2016 | <0.0002 | |
| 11/17/2016 | <0.0002 | |
| 1/31/2017 | 9.6E-05 (J) | |
| 3/23/2017 | <0.0002 | |
| 5/3/2017 | <0.0002 | |
| 8/4/2017 | <0.0002 | |
| 1/25/2018 | <0.0002 | |
| 6/20/2018 | <0.0002 | |
| 1/22/2019 | <0.0002 | |
| 6/25/2019 | <0.0002 | |
| 9/12/2019 | <0.0002 | |
| 3/12/2020 | <0.0002 | |
| 9/10/2020 | <0.0002 | |
| 3/17/2021 | <0.0002 | |
| 8/23/2021 | <0.0002 | |
| 3/8/2022 | <0.0002 | |
| 8/15/2022 | <0.0002 | |
| 2/21/2023 | <0.0002 | |
| 8/16/2023 | <0.0002 | |
| 2/19/2024 | | <0.0002 |
| 8/5/2024 | | <0.0002 |
| 2/18/2025 | | <0.0002 |
| 8/19/2025 | | <0.0002 |

ND substitution: RL or RL/2 if <15% NDs.

# Mann-Whitney (Wilcoxon Rank Sum)

Constituent: Mercury (mg/L) Analysis Run 3/31/2026 5:07 AM View: Mann-Whitney

Plant Wansley Client: Southern Company Data: Wansley Landfill

| | GWC-14 | GWC-14 |
|---|---|---|
| 9/13/2011 | <0.0002 | |
| 10/27/2011 | <0.0002 | |
| 12/3/2011 | <0.0002 | |
| 1/24/2012 | <0.0002 | |
| 7/11/2012 | <0.0002 | |
| 1/8/2013 | <0.0002 | |
| 7/10/2013 | <0.0002 | |
| 1/21/2014 | <0.0002 | |
| 7/1/2014 | <0.0002 | |
| 1/14/2015 | <0.0002 | |
| 7/22/2015 | 3.99E-05 (J) | |
| 1/27/2016 | <0.0002 | |
| 3/30/2016 | <0.0002 | |
| 5/25/2016 | <0.0002 | |
| 7/26/2016 | 0.00012 (J) | |
| 9/15/2016 | <0.0002 | |
| 11/17/2016 | 8.7E-05 (J) | |
| 2/1/2017 | 9.2E-05 (J) | |
| 3/23/2017 | <0.0002 | |
| 5/3/2017 | <0.0002 | |
| 8/7/2017 | <0.0002 | |
| 1/25/2018 | <0.0002 | |
| 6/20/2018 | 8.5E-05 (J) | |
| 1/22/2019 | <0.0002 | |
| 6/25/2019 | <0.0002 | |
| 9/12/2019 | <0.0002 | |
| 3/17/2020 | <0.0002 | |
| 9/10/2020 | <0.0002 | |
| 3/17/2021 | <0.0002 | |
| 8/23/2021 | <0.0002 | |
| 3/7/2022 | 0.00023 | |
| 5/3/2022 | <0.0002 | |
| 8/16/2022 | <0.0002 | |
| 2/17/2023 | <0.0002 | |
| 8/14/2023 | <0.0002 | |
| 2/19/2024 | | <0.0002 |
| 8/6/2024 | | <0.0002 |
| 2/17/2025 | | <0.0002 |
| 8/19/2025 | | <0.0002 |

ND substitution: RL or RL/2 if <15% NDs.

# Mann-Whitney (Wilcoxon Rank Sum)

Constituent: Mercury (mg/L) Analysis Run 3/31/2026 5:07 AM View: Mann-Whitney

Plant Wansley Client: Southern Company Data: Wansley Landfill

| | GWC-15 | GWC-15 |
|---|---|---|
| 9/16/2011 | <0.0002 | |
| 10/27/2011 | <0.0002 | |
| 12/3/2011 | <0.0002 | |
| 2/9/2012 | <0.0002 | |
| 7/11/2012 | <0.0002 | |
| 1/8/2013 | <0.0002 | |
| 7/2/2013 | <0.0002 | |
| 1/21/2014 | <0.0002 | |
| 6/24/2014 | <0.0002 | |
| 1/14/2015 | <0.0002 | |
| 7/22/2015 | <0.0002 | |
| 1/27/2016 | <0.0002 | |
| 3/30/2016 | <0.0002 | |
| 5/25/2016 | <0.0002 | |
| 7/26/2016 | 0.00012 (J) | |
| 9/20/2016 | <0.0002 | |
| 11/17/2016 | <0.0002 | |
| 2/1/2017 | 0.00013 (J) | |
| 3/23/2017 | <0.0002 | |
| 5/3/2017 | <0.0002 | |
| 8/4/2017 | <0.0002 | |
| 1/25/2018 | <0.0002 | |
| 6/20/2018 | <0.0002 | |
| 1/22/2019 | <0.0002 | |
| 6/25/2019 | <0.0002 | |
| 9/17/2019 | <0.0002 | |
| 3/16/2020 | <0.0002 | |
| 9/10/2020 | <0.0002 | |
| 3/18/2021 | <0.0002 | |
| 8/24/2021 | <0.0002 | |
| 3/7/2022 | <0.0002 | |
| 8/16/2022 | <0.0002 | |
| 2/21/2023 | <0.0002 | |
| 8/14/2023 | <0.0002 | |
| 2/21/2024 | | <0.0002 |
| 8/6/2024 | | <0.0002 |
| 2/18/2025 | | <0.0002 |
| 8/18/2025 | | <0.0002 |

ND substitution: RL or RL/2 if <15% NDs.

# Mann-Whitney (Wilcoxon Rank Sum)

Constituent: Mercury (mg/L) Analysis Run 3/31/2026 5:07 AM View: Mann-Whitney

Plant Wansley Client: Southern Company Data: Wansley Landfill

| | GWC-16 | GWC-16 |
|---|---|---|
| 8/30/2011 | <0.0002 | |
| 10/26/2011 | <0.0002 | |
| 12/3/2011 | <0.0002 | |
| 1/25/2012 | <0.0002 | |
| 7/11/2012 | <0.0002 | |
| 1/8/2013 | <0.0002 | |
| 7/2/2013 | <0.0002 | |
| 1/14/2014 | <0.0002 | |
| 6/25/2014 | <0.0002 | |
| 1/13/2015 | <0.0002 | |
| 7/22/2015 | <0.0002 | |
| 1/27/2016 | <0.0002 | |
| 3/30/2016 | <0.0002 | |
| 5/25/2016 | <0.0002 | |
| 7/27/2016 | 8.9E-05 (J) | |
| 9/16/2016 | <0.0002 | |
| 11/17/2016 | <0.0002 | |
| 2/1/2017 | 0.00015 (J) | |
| 3/24/2017 | <0.0002 | |
| 5/3/2017 | <0.0002 | |
| 8/7/2017 | <0.0002 | |
| 1/25/2018 | <0.0002 | |
| 6/20/2018 | <0.0002 | |
| 1/25/2019 | <0.0002 | |
| 6/25/2019 | <0.0002 | |
| 9/11/2019 | <0.0002 | |
| 3/17/2020 | <0.0002 | |
| 9/11/2020 | <0.0002 | |
| 3/17/2021 | <0.0002 | |
| 8/20/2021 | <0.0002 | |
| 3/8/2022 | <0.0002 | |
| 8/16/2022 | <0.0002 | |
| 2/20/2023 | <0.0002 | |
| 8/14/2023 | <0.0002 | |
| 2/21/2024 | | <0.0002 |
| 8/5/2024 | | <0.0002 |
| 2/11/2025 | | <0.0002 |
| 8/15/2025 | | <0.0002 |

ND substitution: RL or RL/2 if <15% NDs.

# Mann-Whitney (Wilcoxon Rank Sum)

Constituent: Mercury (mg/L) Analysis Run 3/31/2026 5:07 AM View: Mann-Whitney

Plant Wansley Client: Southern Company Data: Wansley Landfill

| | GWC-17 | GWC-17 |
|---|---|---|
| 8/30/2011 | <0.0002 | |
| 10/26/2011 | <0.0002 | |
| 12/3/2011 | <0.0002 | |
| 1/25/2012 | <0.0002 | |
| 7/11/2012 | <0.0002 | |
| 1/8/2013 | <0.0002 | |
| 7/16/2013 | <0.0002 | |
| 1/14/2014 | <0.0002 | |
| 6/25/2014 | <0.0002 | |
| 1/14/2015 | <0.0002 | |
| 7/28/2015 | <0.0002 | |
| 1/27/2016 | <0.0002 | |
| 3/30/2016 | <0.0002 | |
| 5/25/2016 | <0.0002 | |
| 7/27/2016 | 9.7E-05 (J) | |
| 9/19/2016 | <0.0002 | |
| 11/17/2016 | <0.0002 | |
| 2/1/2017 | 0.0002 | |
| 3/24/2017 | <0.0002 | |
| 5/3/2017 | <0.0002 | |
| 8/7/2017 | <0.0002 | |
| 1/25/2018 | <0.0002 | |
| 6/26/2018 | <0.0002 | |
| 1/24/2019 | <0.0002 | |
| 6/25/2019 | <0.0002 | |
| 9/11/2019 | <0.0002 | |
| 3/17/2020 | <0.0002 | |
| 9/14/2020 | <0.0002 | |
| 3/16/2021 | <0.0002 | |
| 8/20/2021 | <0.0002 | |
| 3/8/2022 | <0.0002 | |
| 8/11/2022 | <0.0002 | |
| 2/20/2023 | <0.0002 | |
| 8/10/2023 | <0.0002 | |
| 2/20/2024 | | <0.0002 |
| 8/7/2024 | | <0.0002 |
| 2/13/2025 | | <0.0002 |
| 8/13/2025 | | <0.0002 |

ND substitution: RL or RL/2 if <15% NDs.

# Mann-Whitney (Wilcoxon Rank Sum)

Constituent: Mercury (mg/L) Analysis Run 3/31/2026 5:07 AM View: Mann-Whitney

Plant Wansley Client: Southern Company Data: Wansley Landfill

| | GWC-18 | GWC-18 |
|---|---|---|
| 8/30/2011 | <0.0002 | |
| 10/26/2011 | <0.0002 | |
| 12/3/2011 | <0.0002 | |
| 2/9/2012 | <0.0002 | |
| 7/11/2012 | <0.0002 | |
| 1/8/2013 | <0.0002 | |
| 7/16/2013 | <0.0002 | |
| 1/14/2014 | <0.0002 | |
| 6/24/2014 | <0.0002 | |
| 1/13/2015 | <0.0002 | |
| 7/23/2015 | <0.0002 | |
| 1/27/2016 | <0.0002 | |
| 3/30/2016 | <0.0002 | |
| 5/26/2016 | <0.0002 | |
| 7/25/2016 | 0.00012 (J) | |
| 9/19/2016 | <0.0002 | |
| 11/17/2016 | <0.0002 | |
| 2/1/2017 | 9.8E-05 (J) | |
| 3/24/2017 | <0.0002 | |
| 5/3/2017 | <0.0002 | |
| 8/7/2017 | <0.0002 | |
| 1/25/2018 | <0.0002 | |
| 6/21/2018 | <0.0002 | |
| 1/28/2019 | <0.0002 | |
| 6/27/2019 | <0.0002 | |
| 9/11/2019 | <0.0002 | |
| 3/17/2020 | <0.0002 | |
| 9/14/2020 | <0.0002 | |
| 3/16/2021 | <0.0002 | |
| 8/24/2021 | <0.0002 | |
| 3/8/2022 | <0.0002 | |
| 8/11/2022 | <0.0002 | |
| 2/20/2023 | <0.0002 | |
| 8/9/2023 | <0.0002 | |
| 2/21/2024 | | <0.0002 |
| 8/7/2024 | | <0.0002 |
| 2/13/2025 | | <0.0002 |
| 8/13/2025 | | <0.0002 |

ND substitution: RL or RL/2 if <15% NDs.

# Mann-Whitney (Wilcoxon Rank Sum)

Constituent: Mercury (mg/L) Analysis Run 3/31/2026 5:07 AM View: Mann-Whitney

Plant Wansley Client: Southern Company Data: Wansley Landfill

| | GWC-19 | GWC-19 |
|---|---|---|
| 8/30/2011 | <0.0002 | |
| 10/26/2011 | <0.0002 | |
| 12/3/2011 | <0.0002 | |
| 2/8/2012 | <0.0002 | |
| 7/11/2012 | <0.0002 | |
| 1/8/2013 | <0.0002 | |
| 7/16/2013 | <0.0002 | |
| 1/21/2014 | <0.0002 | |
| 6/24/2014 | <0.0002 | |
| 1/13/2015 | <0.0002 | |
| 7/23/2015 | <0.0002 | |
| 1/27/2016 | <0.0002 | |
| 3/30/2016 | <0.0002 | |
| 5/26/2016 | <0.0002 | |
| 7/25/2016 | 0.00013 (J) | |
| 9/19/2016 | <0.0002 | |
| 11/17/2016 | <0.0002 | |
| 2/2/2017 | 0.00011 (J) | |
| 3/24/2017 | <0.0002 | |
| 5/3/2017 | <0.0002 | |
| 8/7/2017 | <0.0002 | |
| 1/25/2018 | <0.0002 | |
| 6/21/2018 | <0.0002 | |
| 1/28/2019 | <0.0002 | |
| 6/26/2019 | <0.0002 | |
| 9/12/2019 | <0.0002 | |
| 3/18/2020 | <0.0002 | |
| 9/15/2020 | <0.0002 | |
| 3/17/2021 | <0.0002 | |
| 8/24/2021 | <0.0002 | |
| 3/8/2022 | <0.0002 | |
| 8/11/2022 | <0.0002 | |
| 2/21/2023 | <0.0002 | |
| 8/9/2023 | <0.0002 | |
| 2/21/2024 | | <0.0002 |
| 8/6/2024 | | <0.0002 |
| 2/14/2025 | | <0.0002 |
| 8/13/2025 | | <0.0002 |

ND substitution: RL or RL/2 if <15% NDs.

# Mann-Whitney (Wilcoxon Rank Sum)

Constituent: Mercury (mg/L) Analysis Run 3/31/2026 5:07 AM View: Mann-Whitney

Plant Wansley Client: Southern Company Data: Wansley Landfill

| | GWC-20 | GWC-20 |
|---|---|---|
| 8/31/2011 | <0.0002 | |
| 10/27/2011 | <0.0002 | |
| 12/4/2011 | <0.0002 | |
| 2/8/2012 | <0.0002 | |
| 7/11/2012 | <0.0002 | |
| 1/8/2013 | <0.0002 | |
| 7/16/2013 | <0.0002 | |
| 1/21/2014 | <0.0002 | |
| 6/24/2014 | <0.0002 | |
| 1/13/2015 | <0.0002 | |
| 7/23/2015 | <0.0002 | |
| 1/27/2016 | <0.0002 | |
| 3/30/2016 | <0.0002 | |
| 5/26/2016 | <0.0002 | |
| 7/25/2016 | 0.00011 (J) | |
| 9/20/2016 | <0.0002 | |
| 11/17/2016 | <0.0002 | |
| 2/2/2017 | 8.6E-05 (J) | |
| 3/28/2017 | <0.0002 | |
| 5/4/2017 | <0.0002 | |
| 8/7/2017 | <0.0002 | |
| 1/26/2018 | <0.0002 | |
| 6/21/2018 | <0.0002 | |
| 1/28/2019 | <0.0002 | |
| 6/25/2019 | <0.0002 | |
| 9/11/2019 | <0.0002 | |
| 3/18/2020 | <0.0002 | |
| 9/15/2020 | <0.0002 | |
| 3/16/2021 | <0.0002 | |
| 8/24/2021 | <0.0002 | |
| 3/7/2022 | <0.0002 | |
| 8/16/2022 | <0.0002 | |
| 2/22/2023 | <0.0002 | |
| 8/9/2023 | <0.0002 | |
| 2/20/2024 | | <0.0002 |
| 8/2/2024 | | <0.0002 |
| 2/14/2025 | | <0.0002 |
| 8/12/2025 | | <0.0002 |

ND substitution: RL or RL/2 if <15% NDs.

# Mann-Whitney (Wilcoxon Rank Sum)

Constituent: Mercury (mg/L) Analysis Run 3/31/2026 5:07 AM View: Mann-Whitney

Plant Wansley Client: Southern Company Data: Wansley Landfill

| | GWC-21 | GWC-21 |
|---|---|---|
| 8/31/2011 | <0.0002 | |
| 10/27/2011 | <0.0002 | |
| 12/4/2011 | <0.0002 | |
| 2/8/2012 | <0.0002 | |
| 7/17/2012 | <0.0002 | |
| 1/9/2013 | <0.0002 | |
| 7/16/2013 | <0.0002 | |
| 1/21/2014 | <0.0002 | |
| 6/24/2014 | <0.0002 | |
| 1/13/2015 | <0.0002 | |
| 7/23/2015 | <0.0002 | |
| 1/26/2016 | <0.0002 | |
| 3/30/2016 | <0.0002 | |
| 5/26/2016 | <0.0002 | |
| 7/26/2016 | 0.00013 (J) | |
| 9/20/2016 | 7.2E-05 (J) | |
| 11/17/2016 | 8.4E-05 (J) | |
| 2/2/2017 | 0.00011 (J) | |
| 3/28/2017 | <0.0002 | |
| 5/4/2017 | <0.0002 | |
| 8/7/2017 | <0.0002 | |
| 1/26/2018 | <0.0002 | |
| 6/20/2018 | <0.0002 | |
| 1/24/2019 | <0.0002 | |
| 6/25/2019 | <0.0002 | |
| 9/11/2019 | <0.0002 | |
| 3/18/2020 | <0.0002 | |
| 9/15/2020 | <0.0002 | |
| 3/16/2021 | <0.0002 | |
| 8/19/2021 | <0.0002 | |
| 3/7/2022 | <0.0002 | |
| 8/16/2022 | <0.0002 | |
| 2/21/2023 | <0.0002 | |
| 8/9/2023 | <0.0002 | |
| 2/19/2024 | | <0.0002 |
| 7/30/2024 | | <0.0002 |
| 2/11/2025 | | <0.0002 |
| 8/12/2025 | | <0.0002 |

ND substitution: RL or RL/2 if <15% NDs.

# Mann-Whitney (Wilcoxon Rank Sum)

Constituent: Mercury (mg/L) Analysis Run 3/31/2026 5:07 AM View: Mann-Whitney

Plant Wansley Client: Southern Company Data: Wansley Landfill

| | GWC-22 | GWC-22 |
|---|---|---|
| 9/15/2011 | <0.0002 | |
| 10/29/2011 | <0.0002 | |
| 12/13/2011 | <0.0002 | |
| 1/25/2012 | <0.0002 | |
| 7/18/2012 | <0.0002 | |
| 1/22/2013 | <0.0002 | |
| 7/16/2013 | <0.0002 | |
| 1/21/2014 | <0.0002 | |
| 6/25/2014 | <0.0002 | |
| 1/14/2015 | <0.0002 | |
| 7/23/2015 | <0.0002 | |
| 1/26/2016 | <0.0002 | |
| 3/31/2016 | <0.0002 | |
| 5/26/2016 | <0.0002 | |
| 7/26/2016 | 0.00012 (J) | |
| 9/20/2016 | 0.00013 (J) | |
| 11/17/2016 | <0.0002 | |
| 2/3/2017 | <0.0002 | |
| 3/28/2017 | <0.0002 | |
| 5/3/2017 | <0.0002 | |
| 8/8/2017 | <0.0002 | |
| 1/25/2018 | <0.0002 | |
| 6/20/2018 | <0.0002 | |
| 1/24/2019 | <0.0002 | |
| 6/25/2019 | <0.0002 | |
| 9/10/2019 | <0.0002 | |
| 3/18/2020 | <0.0002 | |
| 9/10/2020 | <0.0002 | |
| 3/15/2021 | <0.0002 | |
| 8/19/2021 | <0.0002 | |
| 3/8/2022 | <0.0002 | |
| 8/17/2022 | <0.0002 | |
| 2/14/2023 | <0.0002 | |
| 8/14/2023 | <0.0002 | |
| 2/14/2024 | | <0.0002 |
| 8/6/2024 | | <0.0002 |
| 2/11/2025 | | <0.0002 |
| 8/12/2025 | | <0.0002 |

ND substitution: RL or RL/2 if <15% NDs.

# Mann-Whitney (Wilcoxon Rank Sum)

Constituent: Mercury (mg/L) Analysis Run 3/31/2026 5:07 AM View: Mann-Whitney

Plant Wansley Client: Southern Company Data: Wansley Landfill

| | GWC-23 | GWC-23 |
|---|---|---|
| 9/16/2011 | <0.0002 | |
| 10/29/2011 | <0.0002 | |
| 12/13/2011 | <0.0002 | |
| 1/31/2012 | <0.0002 | |
| 7/18/2012 | <0.0002 | |
| 1/22/2013 | <0.0002 | |
| 7/23/2013 | <0.0002 | |
| 1/22/2014 | <0.0002 | |
| 7/1/2014 | <0.0002 | |
| 1/22/2015 | <0.0002 | |
| 7/29/2015 | <0.0002 | |
| 1/21/2016 | <0.0002 | |
| 3/29/2016 | <0.0002 | |
| 5/25/2016 | <0.0002 | |
| 7/27/2016 | 8.6E-05 (J) | |
| 9/20/2016 | <0.0002 | |
| 11/18/2016 | <0.0002 | |
| 2/3/2017 | <0.0002 | |
| 3/28/2017 | <0.0002 | |
| 5/4/2017 | <0.0002 | |
| 8/8/2017 | <0.0002 | |
| 1/25/2018 | <0.0002 | |
| 6/20/2018 | <0.0002 | |
| 1/25/2019 | <0.0002 | |
| 6/26/2019 | <0.0002 | |
| 9/12/2019 | <0.0002 | |
| 3/18/2020 | <0.0002 | |
| 9/10/2020 | <0.0002 | |
| 3/18/2021 | <0.0002 | |
| 8/23/2021 | <0.0002 | |
| 3/9/2022 | <0.0002 | |
| 8/16/2022 | <0.0002 | |
| 2/21/2023 | <0.0002 | |
| 8/15/2023 | <0.0002 | |
| 2/19/2024 | | <0.0002 |
| 7/30/2024 | | <0.0002 |
| 2/11/2025 | | <0.0002 |
| 8/12/2025 | | <0.0002 |

ND substitution: RL or RL/2 if <15% NDs.

# Mann-Whitney (Wilcoxon Rank Sum)

Constituent: Mercury (mg/L) Analysis Run 3/31/2026 5:07 AM View: Mann-Whitney

Plant Wansley Client: Southern Company Data: Wansley Landfill

| | GWC-24 | GWC-24 |
|---|---|---|
| 7/8/2014 | <0.0002 | |
| 7/31/2015 | <0.0002 | |
| 1/20/2016 | <0.0002 | |
| 3/30/2016 | <0.0002 | |
| 5/25/2016 | <0.0002 | |
| 7/27/2016 | 9E-05 (J) | |
| 9/16/2016 | <0.0002 | |
| 11/18/2016 | <0.0002 | |
| 2/3/2017 | <0.0002 | |
| 3/29/2017 | <0.0002 | |
| 5/4/2017 | <0.0002 | |
| 8/8/2017 | <0.0002 | |
| 1/25/2018 | <0.0002 | |
| 6/27/2018 | <0.0002 | |
| 1/31/2019 | <0.0002 | |
| 6/26/2019 | <0.0002 | |
| 9/11/2019 | <0.0002 | |
| 3/12/2020 | <0.0002 | |
| 9/15/2020 | <0.0002 | |
| 3/18/2021 | <0.0002 | |
| 8/19/2021 | <0.0002 | |
| 3/10/2022 | <0.0002 | |
| 8/18/2022 | <0.0002 | |
| 2/16/2023 | <0.0002 | |
| 8/16/2023 | <0.0002 | |
| 2/22/2024 | | <0.0002 |
| 8/6/2024 | | <0.0002 |
| 2/14/2025 | | <0.0002 |
| 8/14/2025 | | <0.0002 |

ND substitution: RL or RL/2 if <15% NDs.

# Mann-Whitney (Wilcoxon Rank Sum)

Constituent: Mercury (mg/L) Analysis Run 3/31/2026 5:07 AM View: Mann-Whitney

Plant Wansley Client: Southern Company Data: Wansley Landfill

| | GWC-25 | GWC-25 |
|---|---|---|
| 9/17/2011 | <0.0002 | |
| 10/31/2011 | <0.0002 | |
| 12/14/2011 | <0.0002 | |
| 2/7/2012 | <0.0002 | |
| 7/17/2012 | <0.0002 | |
| 7/24/2013 | <0.0002 | |
| 1/23/2014 | <0.0002 | |
| 7/8/2014 | <0.0002 | |
| 1/21/2015 | <0.0002 | |
| 7/30/2015 | <0.0002 | |
| 1/21/2016 | <0.0002 | |
| 3/28/2016 | <0.0002 | |
| 5/25/2016 | <0.0002 | |
| 7/27/2016 | 9.8E-05 (J) | |
| 9/19/2016 | <0.0002 | |
| 11/15/2016 | <0.0002 | |
| 1/24/2017 | <0.0002 | |
| 3/23/2017 | <0.0002 | |
| 5/2/2017 | <0.0002 | |
| 8/3/2017 | <0.0002 | |
| 1/25/2018 | <0.0002 | |
| 6/27/2018 | <0.0002 | |
| 1/24/2019 | <0.0002 | |
| 6/25/2019 | <0.0002 | |
| 9/11/2019 | <0.0002 | |
| 3/12/2020 | <0.0002 | |
| 9/14/2020 | <0.0002 | |
| 3/17/2021 | <0.0002 | |
| 8/19/2021 | <0.0002 | |
| 3/8/2022 | <0.0002 | |
| 8/10/2022 | <0.0002 | |
| 2/21/2023 | <0.0002 | |
| 8/15/2023 | <0.0002 | |
| 2/21/2024 | | <0.0002 |
| 8/1/2024 | | <0.0002 |
| 2/14/2025 | | <0.0002 |
| 8/13/2025 | | <0.0002 |

ND substitution: RL or RL/2 if <15% NDs.

# Mann-Whitney (Wilcoxon Rank Sum)

Constituent: Mercury (mg/L) Analysis Run 3/31/2026 5:07 AM View: Mann-Whitney

Plant Wansley Client: Southern Company Data: Wansley Landfill

| | GWC-26 | GWC-26 |
|---|---|---|
| 9/17/2011 | <0.0002 | |
| 10/29/2011 | <0.0002 | |
| 12/14/2011 | <0.0002 | |
| 2/7/2012 | <0.0002 | |
| 7/17/2012 | <0.0002 | |
| 1/24/2013 | <0.0002 | |
| 7/24/2013 | <0.0002 | |
| 1/23/2014 | <0.0002 | |
| 7/8/2014 | <0.0002 | |
| 1/21/2015 | <0.0002 | |
| 7/31/2015 | <0.0002 | |
| 1/25/2016 | <0.0002 | |
| 3/24/2016 | <0.0002 | |
| 5/25/2016 | <0.0002 | |
| 7/26/2016 | 0.00012 (J) | |
| 9/19/2016 | <0.0002 | |
| 11/14/2016 | <0.0002 | |
| 1/19/2017 | <0.0002 | |
| 3/16/2017 | 0.00014 (J) | |
| 5/1/2017 | <0.0002 | |
| 8/3/2017 | <0.0002 | |
| 1/22/2018 | <0.0002 | |
| 6/27/2018 | <0.0002 | |
| 1/24/2019 | <0.0002 | |
| 6/25/2019 | <0.0002 | |
| 9/12/2019 | <0.0002 | |
| 3/13/2020 | <0.0002 | |
| 9/15/2020 | <0.0002 | |
| 3/17/2021 | <0.0002 | |
| 8/19/2021 | <0.0002 | |
| 3/9/2022 | <0.0002 | |
| 8/10/2022 | <0.0002 | |
| 2/21/2023 | <0.0002 | |
| 8/16/2023 | <0.0002 | |
| 2/20/2024 | | <0.0002 |
| 8/2/2024 | | <0.0002 |
| 2/13/2025 | | <0.0002 |
| 8/13/2025 | | <0.0002 |

ND substitution: RL or RL/2 if <15% NDs.

# Mann-Whitney (Wilcoxon Rank Sum)

Constituent: Mercury (mg/L) Analysis Run 3/31/2026 5:07 AM View: Mann-Whitney

Plant Wansley Client: Southern Company Data: Wansley Landfill

| | GWC-27 | GWC-27 |
|---|---|---|
| 9/17/2011 | <0.0002 | |
| 10/29/2011 | <0.0002 | |
| 12/14/2011 | <0.0002 | |
| 1/25/2012 | <0.0002 | |
| 7/17/2012 | <0.0002 | |
| 1/24/2013 | <0.0002 | |
| 7/24/2013 | <0.0002 | |
| 1/23/2014 | <0.0002 | |
| 7/8/2014 | <0.0002 | |
| 1/21/2015 | <0.0002 | |
| 7/30/2015 | <0.0002 | |
| 1/22/2016 | <0.0002 | |
| 3/23/2016 | <0.0002 | |
| 5/24/2016 | <0.0002 | |
| 7/26/2016 | 0.00012 (J) | |
| 9/19/2016 | <0.0002 | |
| 11/11/2016 | <0.0002 | |
| 1/20/2017 | <0.0002 | |
| 3/16/2017 | 0.00015 (J) | |
| 4/28/2017 | <0.0002 | |
| 8/3/2017 | <0.0002 | |
| 1/19/2018 | <0.0002 | |
| 6/27/2018 | <0.0002 | |
| 1/24/2019 | <0.0002 | |
| 6/26/2019 | <0.0002 | |
| 9/12/2019 | <0.0002 | |
| 3/12/2020 | <0.0002 | |
| 9/9/2020 | <0.0002 | |
| 3/18/2021 | <0.0002 | |
| 8/23/2021 | <0.0002 | |
| 3/8/2022 | <0.0002 | |
| 8/10/2022 | <0.0002 | |
| 2/20/2023 | <0.0002 | |
| 8/15/2023 | <0.0002 | |
| 2/20/2024 | | <0.0002 |
| 7/30/2024 | | <0.0002 |
| 2/11/2025 | | <0.0002 |
| 8/13/2025 | | 0.00017 (J) |

ND substitution: RL or RL/2 if <15% NDs.

# Mann-Whitney (Wilcoxon Rank Sum)

Constituent: Mercury (mg/L) Analysis Run 3/31/2026 5:07 AM View: Mann-Whitney

Plant Wansley Client: Southern Company Data: Wansley Landfill

| | GWC-30 | GWC-30 |
|---|---|---|
| 9/15/2011 | <0.0002 | |
| 10/28/2011 | <0.0002 | |
| 12/13/2011 | <0.0002 | |
| 2/8/2012 | <0.0002 | |
| 7/18/2012 | <0.0002 | |
| 1/24/2013 | <0.0002 | |
| 7/24/2013 | <0.0002 | |
| 1/23/2014 | <0.0002 | |
| 7/1/2014 | <0.0002 | |
| 1/20/2015 | <0.0002 | |
| 7/30/2015 | <0.0002 | |
| 1/19/2016 | <0.0002 | |
| 3/23/2016 | <0.0002 | |
| 5/20/2016 | <0.0002 | |
| 7/21/2016 | 8.6E-05 (J) | |
| 9/20/2016 | <0.0002 | |
| 11/14/2016 | <0.0002 | |
| 1/24/2017 | <0.0002 | |
| 3/17/2017 | 0.00017 (J) | |
| 5/1/2017 | <0.0002 | |
| 8/4/2017 | <0.0002 | |
| 1/24/2018 | <0.0002 | |
| 6/21/2018 | <0.0002 | |
| 1/30/2019 | <0.0002 | |
| 6/27/2019 | <0.0002 | |
| 9/10/2019 | 0.00014 (J) | |
| 3/11/2020 | <0.0002 | |
| 9/10/2020 | <0.0002 | |
| 3/18/2021 | <0.0002 | |
| 8/23/2021 | <0.0002 | |
| 3/2/2022 | <0.0002 | |
| 8/10/2022 | <0.0002 | |
| 2/14/2023 | <0.0002 | |
| 8/16/2023 | <0.0002 | |
| 2/21/2024 | | <0.0002 |
| 8/5/2024 | | <0.0002 |
| 2/13/2025 | | <0.0002 |
| 8/14/2025 | | <0.0002 |

ND substitution: RL or RL/2 if <15% NDs.

# Mann-Whitney (Wilcoxon Rank Sum)

Constituent: Mercury (mg/L) Analysis Run 3/31/2026 5:07 AM View: Mann-Whitney

Plant Wansley Client: Southern Company Data: Wansley Landfill

| | GWC-31 | GWC-31 |
|---|---|---|
| 9/17/2011 | <0.0002 | |
| 10/31/2011 | <0.0002 | |
| 2/7/2012 | <0.0002 | |
| 1/23/2013 | <0.0002 | |
| 1/23/2014 | <0.0002 | |
| 7/1/2014 | <0.0002 | |
| 1/21/2015 | <0.0002 | |
| 1/25/2016 | <0.0002 | |
| 3/30/2016 | <0.0002 | |
| 5/25/2016 | <0.0002 | |
| 7/27/2016 | 0.0001 (J) | |
| 1/25/2017 | <0.0002 | |
| 3/23/2017 | <0.0002 | |
| 5/2/2017 | <0.0002 | |
| 7/19/2017 | <0.0002 | |
| 8/4/2017 | <0.0002 | |
| 1/23/2018 | <0.0002 | |
| 6/27/2018 | <0.0002 | |
| 1/31/2019 | <0.0002 | |
| 6/26/2019 | <0.0002 | |
| 9/11/2019 | <0.0002 | |
| 3/17/2020 | <0.0002 | |
| 9/11/2020 | <0.0002 | |
| 3/16/2021 | <0.0002 | |
| 8/25/2021 | 0.00016 (J) | |
| 3/10/2022 | <0.0002 | |
| 8/16/2022 | <0.0002 | |
| 2/22/2023 | <0.0002 | |
| 8/16/2023 | <0.0002 | |
| 2/21/2024 | | <0.0002 |
| 8/2/2024 | | <0.0002 |
| 2/18/2025 | | <0.0002 |
| 8/15/2025 | | <0.0002 |

ND substitution: RL or RL/2 if <15% NDs.

# Mann-Whitney (Wilcoxon Rank Sum)

Constituent: Mercury (mg/L) Analysis Run 3/31/2026 5:07 AM View: Mann-Whitney

Plant Wansley Client: Southern Company Data: Wansley Landfill

| | GWC-32 | GWC-32 |
|---|---|---|
| 9/15/2011 | <0.0002 | |
| 10/31/2011 | <0.0002 | |
| 12/13/2011 | <0.0002 | |
| 2/1/2012 | <0.0002 | |
| 7/17/2012 | <0.0002 | |
| 1/23/2013 | <0.0002 | |
| 7/24/2013 | <0.0002 | |
| 1/23/2014 | <0.0002 | |
| 7/1/2014 | <0.0002 | |
| 1/20/2015 | <0.0002 | |
| 7/30/2015 | <0.0002 | |
| 1/25/2016 | <0.0002 | |
| 3/23/2016 | <0.0002 | |
| 5/24/2016 | <0.0002 | |
| 7/22/2016 | <0.0002 | |
| 9/16/2016 | <0.0002 | |
| 11/15/2016 | <0.0002 | |
| 1/26/2017 | 7.3E-05 (J) | |
| 3/24/2017 | <0.0002 | |
| 5/2/2017 | <0.0002 | |
| 8/3/2017 | <0.0002 | |
| 1/23/2018 | <0.0002 | |
| 6/26/2018 | <0.0002 | |
| 1/30/2019 | <0.0002 | |
| 6/27/2019 | <0.0002 | |
| 9/12/2019 | <0.0002 | |
| 3/18/2020 | <0.0002 | |
| 9/15/2020 | <0.0002 | |
| 3/17/2021 | <0.0002 | |
| 8/24/2021 | <0.0002 | |
| 3/9/2022 | <0.0002 | |
| 8/10/2022 | <0.0002 | |
| 2/15/2023 | <0.0002 | |
| 8/15/2023 | <0.0002 | |
| 2/20/2024 | | <0.0002 |
| 8/6/2024 | | <0.0002 |
| 2/19/2025 | | <0.0002 |
| 8/14/2025 | | <0.0002 |

ND substitution: RL or RL/2 if <15% NDs.

# Mann-Whitney (Wilcoxon Rank Sum)

Constituent: Mercury (mg/L) Analysis Run 3/31/2026 5:07 AM View: Mann-Whitney

Plant Wansley Client: Southern Company Data: Wansley Landfill

| | GWC-33 | GWC-33 |
|---|---|---|
| 9/16/2011 | <0.0002 | |
| 10/30/2011 | <0.0002 | |
| 12/13/2011 | <0.0002 | |
| 2/1/2012 | <0.0002 | |
| 7/17/2012 | <0.0002 | |
| 1/23/2013 | <0.0002 | |
| 7/17/2013 | <0.0002 | |
| 1/23/2014 | <0.0002 | |
| 1/20/2015 | <0.0002 | |
| 7/29/2015 | <0.0002 | |
| 1/25/2016 | <0.0002 | |
| 3/23/2016 | <0.0002 | |
| 5/24/2016 | <0.0002 | |
| 7/22/2016 | <0.0002 | |
| 9/16/2016 | <0.0002 | |
| 11/17/2016 | <0.0002 | |
| 1/25/2017 | 0.00012 (J) | |
| 3/23/2017 | <0.0002 | |
| 5/1/2017 | <0.0002 | |
| 8/4/2017 | <0.0002 | |
| 1/23/2018 | <0.0002 | |
| 6/26/2018 | <0.0002 | |
| 1/30/2019 | <0.0002 | |
| 6/26/2019 | <0.0002 | |
| 9/12/2019 | <0.0002 | |
| 3/12/2020 | <0.0002 | |
| 9/16/2020 | <0.0002 | |
| 3/18/2021 | <0.0002 | |
| 8/24/2021 | <0.0002 | |
| 3/9/2022 | <0.0002 | |
| 8/15/2022 | <0.0002 | |
| 2/20/2023 | <0.0002 | |
| 8/15/2023 | <0.0002 | |
| 2/20/2024 | | <0.0002 |
| 7/31/2024 | | <0.0002 |
| 2/19/2025 | | <0.0002 |
| 8/19/2025 | | <0.0002 |

ND substitution: RL or RL/2 if <15% NDs.

# Mann-Whitney (Wilcoxon Rank Sum)

Constituent: Mercury (mg/L) Analysis Run 3/31/2026 5:07 AM View: Mann-Whitney

Plant Wansley Client: Southern Company Data: Wansley Landfill

| | GWC-34 | GWC-34 |
|---|---|---|
| 9/16/2011 | <0.0002 | |
| 10/31/2011 | <0.0002 | |
| 12/12/2011 | <0.0002 | |
| 2/1/2012 | <0.0002 | |
| 7/16/2012 | <0.0002 | |
| 1/22/2013 | <0.0002 | |
| 7/17/2013 | <0.0002 | |
| 1/23/2014 | <0.0002 | |
| 6/25/2014 | <0.0002 | |
| 1/14/2015 | <0.0002 | |
| 7/29/2015 | <0.0002 | |
| 1/21/2016 | <0.0002 | |
| 3/24/2016 | <0.0002 | |
| 5/23/2016 | <0.0002 | |
| 7/21/2016 | 8.4E-05 (J) | |
| 9/15/2016 | <0.0002 | |
| 11/15/2016 | <0.0002 | |
| 1/25/2017 | 0.00012 (J) | |
| 3/22/2017 | 7.9E-05 (J) | |
| 5/1/2017 | <0.0002 | |
| 8/3/2017 | <0.0002 | |
| 1/23/2018 | <0.0002 | |
| 6/20/2018 | <0.0002 | |
| 1/28/2019 | <0.0002 | |
| 6/26/2019 | <0.0002 | |
| 9/11/2019 | <0.0002 | |
| 3/11/2020 | <0.0002 | |
| 9/11/2020 | <0.0002 | |
| 3/16/2021 | <0.0002 | |
| 8/24/2021 | <0.0002 | |
| 3/2/2022 | <0.0002 | |
| 8/10/2022 | <0.0002 | |
| 2/20/2023 | <0.0002 | |
| 8/16/2023 | <0.0002 | |
| 2/22/2024 | | <0.0002 |
| 8/5/2024 | | <0.0002 |
| 2/13/2025 | | <0.0002 |
| 8/14/2025 | | <0.0002 |

ND substitution: RL or RL/2 if <15% NDs.

# Mann-Whitney (Wilcoxon Rank Sum)

Constituent: Mercury (mg/L) Analysis Run 3/31/2026 5:07 AM View: Mann-Whitney

Plant Wansley Client: Southern Company Data: Wansley Landfill

| | GWC-35 | GWC-35 |
|---|---|---|
| 9/16/2011 | <0.0002 | |
| 10/31/2011 | <0.0002 | |
| 12/12/2011 | <0.0002 | |
| 2/1/2012 | <0.0002 | |
| 7/16/2012 | <0.0002 | |
| 1/22/2013 | <0.0002 | |
| 7/2/2013 | <0.0002 | |
| 1/21/2014 | <0.0002 | |
| 6/25/2014 | <0.0002 | |
| 1/14/2015 | <0.0002 | |
| 7/28/2015 | <0.0002 | |
| 1/21/2016 | <0.0002 | |
| 3/24/2016 | <0.0002 | |
| 5/23/2016 | <0.0002 | |
| 7/21/2016 | <0.0002 | |
| 9/15/2016 | <0.0002 | |
| 11/15/2016 | 9.6E-05 (J) | |
| 1/26/2017 | <0.0002 | |
| 3/22/2017 | <0.0002 | |
| 5/2/2017 | <0.0002 | |
| 8/3/2017 | <0.0002 | |
| 1/23/2018 | <0.0002 | |
| 6/19/2018 | <0.0002 | |
| 1/21/2019 | <0.0002 | |
| 6/26/2019 | <0.0002 | |
| 9/12/2019 | <0.0002 | |
| 3/11/2020 | <0.0002 | |
| 9/11/2020 | <0.0002 | |
| 3/16/2021 | <0.0002 | |
| 8/18/2021 | <0.0002 | |
| 3/2/2022 | <0.0002 | |
| 8/15/2022 | <0.0002 | |
| 2/20/2023 | <0.0002 | |
| 8/16/2023 | <0.0002 | |
| 2/22/2024 | | <0.0002 |
| 8/5/2024 | | <0.0002 |
| 2/18/2025 | | <0.0002 |
| 8/14/2025 | | <0.0002 |

ND substitution: RL or RL/2 if <15% NDs.

# Mann-Whitney (Wilcoxon Rank Sum)

Constituent: Nickel (mg/L) Analysis Run 3/31/2026 5:07 AM View: Mann-Whitney

Plant Wansley Client: Southern Company Data: Wansley Landfill

| | GWA-1 | GWA-1 |
|---|---|---|
| 9/16/2011 | <0.0025 | |
| 10/27/2011 | <0.0025 | |
| 12/13/2011 | <0.0025 | |
| 1/31/2012 | <0.0025 | |
| 7/18/2012 | <0.0025 | |
| 1/24/2013 | <0.0025 | |
| 7/17/2013 | <0.0025 | |
| 1/21/2014 | <0.0025 | |
| 6/25/2014 | <0.0025 | |
| 1/14/2015 | <0.0025 | |
| 7/21/2015 | <0.0025 | |
| 1/21/2016 | <0.0025 | |
| 7/21/2016 | <0.0025 | |
| 1/19/2017 | <0.0025 | |
| 8/3/2017 | <0.0025 | |
| 1/19/2018 | <0.0025 | |
| 6/19/2018 | <0.0025 | |
| 1/17/2019 | 0.00094 (J) | |
| 6/24/2019 | 0.00095 (J) | |
| 9/9/2019 | 0.00099 (J) | |
| 3/10/2020 | 0.00067 (J) | |
| 9/9/2020 | 0.00071 (J) | |
| 3/15/2021 | 0.00059 (J) | |
| 8/16/2021 | 0.00076 (J) | |
| 2/28/2022 | 0.00089 (J) | |
| 8/9/2022 | 0.0011 | |
| 2/14/2023 | 0.00071 (J) | |
| 8/9/2023 | 0.00084 (J) | |
| 2/13/2024 | | 0.00087 (J) |
| 7/30/2024 | | 0.00074 (J) |
| 2/11/2025 | | 0.00096 (J) |
| 8/12/2025 | | 0.00084 (J) |

ND substitution: RL or RL/2 if <15% NDs.

# Mann-Whitney (Wilcoxon Rank Sum)

Constituent: Nickel (mg/L) Analysis Run 3/31/2026 5:07 AM View: Mann-Whitney

Plant Wansley Client: Southern Company Data: Wansley Landfill

| | GWA-2 | GWA-2 |
|---|---|---|
| 9/17/2011 | <0.0025 | |
| 10/27/2011 | <0.0025 | |
| 12/14/2011 | <0.0025 | |
| 2/7/2012 | 0.0028 | |
| 7/23/2012 | <0.0025 | |
| 1/23/2013 | <0.0025 | |
| 7/24/2013 | <0.0025 | |
| 1/22/2014 | 0.0013 (J) | |
| 7/1/2014 | 0.0014 (J) | |
| 1/22/2015 | 0.0017 (J) | |
| 7/22/2015 | 0.0013 (J) | |
| 1/20/2016 | <0.0025 | |
| 7/26/2016 | <0.0025 | |
| 1/19/2017 | <0.0025 | |
| 8/2/2017 | <0.0025 | |
| 1/19/2018 | <0.0025 | |
| 6/19/2018 | <0.0025 | |
| 1/17/2019 | 0.0011 | |
| 6/24/2019 | 0.0013 | |
| 9/10/2019 | 0.0014 | |
| 3/10/2020 | 0.0012 | |
| 9/10/2020 | 0.0011 | |
| 3/15/2021 | 0.00076 (J) | |
| 8/18/2021 | 0.001 | |
| 3/1/2022 | 0.00062 (J) | |
| 8/9/2022 | 0.00072 (J) | |
| 2/14/2023 | 0.00046 (J) | |
| 8/9/2023 | 0.00061 (J) | |
| 2/14/2024 | | 0.00078 (J) |
| 7/30/2024 | | 0.00056 (J) |
| 2/11/2025 | | 0.00077 (J) |
| 8/12/2025 | | 0.00054 (J) |

ND substitution: RL or RL/2 if <15% NDs.

# Mann-Whitney (Wilcoxon Rank Sum)

Constituent: Nickel (mg/L) Analysis Run 3/31/2026 5:07 AM View: Mann-Whitney

Plant Wansley Client: Southern Company Data: Wansley Landfill

| | GWA-4 | GWA-4 |
|---|---|---|
| 8/31/2011 | <0.0025 | |
| 10/27/2011 | <0.0025 | |
| 12/14/2011 | <0.0025 | |
| 2/1/2012 | <0.0025 | |
| 7/23/2012 | <0.0025 | |
| 1/23/2013 | <0.0025 | |
| 7/17/2013 | <0.0025 | |
| 1/15/2014 | <0.0025 | |
| 6/25/2014 | <0.0025 | |
| 1/14/2015 | 0.0073 (O) | |
| 7/21/2015 | <0.0025 | |
| 1/20/2016 | 0.002 (J) | |
| 7/21/2016 | <0.0025 | |
| 1/17/2017 | 0.007 (O) | |
| 8/2/2017 | <0.0025 | |
| 1/22/2018 | <0.0025 | |
| 6/19/2018 | 0.0022 (J) | |
| 1/17/2019 | 0.0017 | |
| 6/24/2019 | 0.0022 | |
| 9/10/2019 | 0.0017 | |
| 3/10/2020 | 0.0019 | |
| 9/9/2020 | 0.0012 | |
| 3/15/2021 | 0.0027 | |
| 8/18/2021 | 0.0032 | |
| 3/1/2022 | 0.0021 | |
| 8/9/2022 | 0.00087 (J) | |
| 2/14/2023 | 0.00071 (J) | |
| 8/9/2023 | 0.00063 (J) | |
| 2/14/2024 | | 0.0013 |
| 7/29/2024 | | 0.0015 |
| 2/10/2025 | | 0.0027 |
| 8/12/2025 | | 0.00093 (J) |

ND substitution: RL or RL/2 if <15% NDs.

# Mann-Whitney (Wilcoxon Rank Sum)

Constituent: Nickel (mg/L) Analysis Run 3/31/2026 5:07 AM View: Mann-Whitney

Plant Wansley Client: Southern Company Data: Wansley Landfill

| | GWA-28 | GWA-28 |
|---|---|---|
| 9/16/2011 | <0.005 | |
| 10/28/2011 | <0.005 | |
| 12/12/2011 | <0.005 | |
| 1/25/2012 | <0.005 | |
| 7/16/2012 | <0.005 | |
| 1/24/2013 | <0.005 | |
| 7/23/2013 | <0.005 | |
| 1/22/2014 | 0.00092 (J) | |
| 7/1/2014 | <0.005 | |
| 1/21/2015 | <0.005 | |
| 7/21/2015 | <0.005 | |
| 1/22/2016 | <0.005 | |
| 7/25/2016 | <0.005 | |
| 1/17/2017 | <0.005 | |
| 8/1/2017 | <0.005 | |
| 1/19/2018 | <0.005 | |
| 6/19/2018 | <0.005 | |
| 1/21/2019 | 0.0004 (J) | |
| 6/25/2019 | 0.00088 (J) | |
| 9/10/2019 | 0.00047 (J) | |
| 3/10/2020 | 0.00069 (J) | |
| 9/9/2020 | 0.0004 (J) | |
| 3/15/2021 | <0.005 | |
| 8/16/2021 | <0.005 | |
| 3/1/2022 | <0.005 | |
| 8/9/2022 | <0.005 | |
| 2/14/2023 | <0.005 | |
| 8/9/2023 | <0.005 | |
| 2/14/2024 | | <0.005 |
| 7/29/2024 | | <0.005 |
| 2/10/2025 | | <0.005 |
| 8/12/2025 | | <0.005 |

ND substitution: RL or RL/2 if <15% NDs.

# Mann-Whitney (Wilcoxon Rank Sum)

Constituent: Nickel (mg/L) Analysis Run 3/31/2026 5:07 AM View: Mann-Whitney

Plant Wansley Client: Southern Company Data: Wansley Landfill

| | GWA-29 | GWA-29 |
|---|---|---|
| 9/17/2011 | 0.0053 | |
| 10/28/2011 | 0.0042 | |
| 12/12/2011 | <0.0025 | |
| 1/31/2012 | 0.0043 | |
| 7/17/2012 | <0.0025 | |
| 1/24/2013 | 0.0052 | |
| 7/24/2013 | 0.0052 | |
| 1/22/2014 | 0.0031 | |
| 7/8/2014 | 0.0036 | |
| 1/21/2015 | 0.0026 | |
| 7/22/2015 | 0.0028 | |
| 1/19/2016 | 0.0021 (J) | |
| 7/21/2016 | 0.0035 | |
| 1/17/2017 | 0.0022 (J) | |
| 8/1/2017 | 0.0018 (J) | |
| 1/19/2018 | <0.0025 | |
| 6/19/2018 | 0.0024 (J) | |
| 1/18/2019 | 0.0022 | |
| 6/25/2019 | 0.0028 | |
| 9/10/2019 | 0.0024 | |
| 3/10/2020 | 0.0012 | |
| 9/9/2020 | 0.0016 | |
| 3/15/2021 | 0.0019 | |
| 8/18/2021 | 0.0014 | |
| 3/2/2022 | 0.0012 | |
| 8/9/2022 | 0.0014 | |
| 2/13/2023 | 0.00079 (J) | |
| 8/8/2023 | 0.0014 | |
| 2/14/2024 | | 0.00074 (J) |
| 7/30/2024 | | 0.00059 (J) |
| 2/11/2025 | | 0.00074 (J) |
| 8/12/2025 | | 0.00076 (J) |

ND substitution: RL or RL/2 if <15% NDs.

# Mann-Whitney (Wilcoxon Rank Sum)

Constituent: Nickel (mg/L) Analysis Run 3/31/2026 5:07 AM View: Mann-Whitney

Plant Wansley Client: Southern Company Data: Wansley Landfill

| | GWC-5 | GWC-5 |
|---|---|---|
| 8/31/2011 | <0.0025 | |
| 10/27/2011 | <0.0025 | |
| 12/5/2011 | <0.0025 | |
| 1/25/2012 | <0.0025 | |
| 7/18/2012 | 0.0043 | |
| 1/9/2013 | 0.0082 | |
| 7/17/2013 | 0.0076 | |
| 1/15/2014 | 0.0083 | |
| 6/25/2014 | 0.0079 | |
| 1/13/2015 | 0.0072 | |
| 7/24/2015 | 0.0083 | |
| 1/20/2016 | 0.007 | |
| 7/21/2016 | 0.0085 | |
| 1/26/2017 | 0.0066 | |
| 8/3/2017 | 0.0088 | |
| 1/23/2018 | 0.0074 | |
| 6/25/2018 | 0.0053 | |
| 1/30/2019 | 0.0032 | |
| 6/26/2019 | 0.0051 | |
| 9/12/2019 | 0.0085 | |
| 3/16/2020 | 0.0049 | |
| 9/9/2020 | 0.0051 | |
| 3/17/2021 | 0.0035 | |
| 8/19/2021 | 0.0037 | |
| 3/2/2022 | 0.0038 | |
| 8/11/2022 | 0.0046 | |
| 2/20/2023 | 0.0038 | |
| 8/14/2023 | 0.0053 | |
| 2/14/2024 | | 0.0069 |
| 7/31/2024 | | 0.0052 |
| 2/14/2025 | | 0.0054 |
| 8/18/2025 | | 0.005 |

ND substitution: RL or RL/2 if <15% NDs.

# Mann-Whitney (Wilcoxon Rank Sum)

Constituent: Nickel (mg/L) Analysis Run 3/31/2026 5:07 AM View: Mann-Whitney

Plant Wansley Client: Southern Company Data: Wansley Landfill

| | GWC-6 | GWC-6 |
|---|---|---|
| 8/31/2011 | 0.0072 | |
| 10/30/2011 | 0.0055 | |
| 12/5/2011 | 0.0026 | |
| 1/25/2012 | <0.0025 | |
| 7/24/2012 | 0.003 | |
| 1/8/2013 | 0.0036 | |
| 7/9/2013 | 0.0038 | |
| 1/15/2014 | 0.0049 | |
| 6/25/2014 | 0.0037 | |
| 1/20/2015 | 0.0035 | |
| 7/24/2015 | 0.0048 | |
| 1/20/2016 | 0.0044 | |
| 7/21/2016 | 0.0042 | |
| 1/26/2017 | 0.005 | |
| 8/3/2017 | 0.0051 | |
| 1/23/2018 | 0.0054 | |
| 6/25/2018 | 0.0056 | |
| 1/30/2019 | 0.0057 | |
| 6/26/2019 | 0.0052 | |
| 9/12/2019 | 0.0099 | |
| 3/16/2020 | 0.0043 | |
| 9/11/2020 | 0.0063 | |
| 3/17/2021 | 0.006 | |
| 8/18/2021 | 0.0058 | |
| 3/2/2022 | 0.0053 | |
| 8/11/2022 | 0.0075 | |
| 2/20/2023 | 0.0057 | |
| 8/14/2023 | 0.0064 | |
| 2/14/2024 | | 0.0052 |
| 8/1/2024 | | 0.0083 |
| 2/18/2025 | | 0.005 |
| 8/15/2025 | | 0.0067 |

ND substitution: RL or RL/2 if <15% NDs.

# Mann-Whitney (Wilcoxon Rank Sum)

Constituent: Nickel (mg/L) Analysis Run 3/31/2026 5:07 AM View: Mann-Whitney

Plant Wansley Client: Southern Company Data: Wansley Landfill

| | GWC-7 | GWC-7 |
|---|---|---|
| 9/7/2011 | <0.0025 | |
| 10/30/2011 | <0.0025 | |
| 12/5/2011 | <0.0025 | |
| 1/25/2012 | <0.0025 | |
| 7/18/2012 | 0.013 | |
| 1/7/2013 | 0.019 | |
| 7/9/2013 | 0.018 | |
| 1/14/2014 | 0.017 | |
| 6/24/2014 | 0.016 | |
| 1/20/2015 | 0.015 | |
| 7/27/2015 | 0.013 | |
| 1/26/2016 | 0.012 | |
| 7/22/2016 | 0.011 | |
| 1/26/2017 | 0.011 | |
| 8/4/2017 | 0.011 | |
| 1/23/2018 | 0.0071 | |
| 6/25/2018 | 0.011 | |
| 1/21/2019 | 0.0077 | |
| 6/25/2019 | 0.01 | |
| 9/10/2019 | 0.0089 | |
| 3/12/2020 | 0.0074 | |
| 9/14/2020 | 0.0094 | |
| 3/16/2021 | 0.0067 | |
| 8/19/2021 | 0.0093 | |
| 3/2/2022 | 0.0076 | |
| 8/11/2022 | 0.0084 | |
| 2/21/2023 | 0.0079 | |
| 8/9/2023 | 0.008 | |
| 2/21/2024 | | 0.0082 |
| 8/1/2024 | | 0.0083 |
| 2/13/2025 | | 0.0073 |
| 8/18/2025 | | 0.0087 |

ND substitution: RL or RL/2 if <15% NDs.

# Mann-Whitney (Wilcoxon Rank Sum)

Constituent: Nickel (mg/L) Analysis Run 3/31/2026 5:07 AM View: Mann-Whitney

Plant Wansley Client: Southern Company Data: Wansley Landfill

| | GWC-8 | GWC-8 |
|---|---|---|
| 9/7/2011 | <0.0025 | |
| 10/30/2011 | <0.0025 | |
| 12/5/2011 | <0.0025 | |
| 1/19/2012 | <0.0025 | |
| 7/18/2012 | <0.0025 | |
| 1/7/2013 | 0.0025 | |
| 7/9/2013 | 0.0027 | |
| 1/14/2014 | 0.0039 | |
| 6/24/2014 | 0.0014 (J) | |
| 1/20/2015 | 0.0026 | |
| 7/27/2015 | <0.0025 | |
| 1/26/2016 | 0.002 (J) | |
| 7/26/2016 | 0.0053 | |
| 1/26/2017 | 0.0034 | |
| 8/7/2017 | 0.011 (O) | |
| 1/24/2018 | 0.0023 (J) | |
| 6/21/2018 | 0.0031 | |
| 1/22/2019 | 0.0025 | |
| 6/25/2019 | 0.0053 | |
| 9/10/2019 | 0.0026 | |
| 3/12/2020 | 0.0019 | |
| 9/14/2020 | 0.0041 | |
| 3/16/2021 | 0.0026 | |
| 8/20/2021 | 0.0041 | |
| 3/2/2022 | 0.003 | |
| 8/11/2022 | 0.0038 | |
| 2/15/2023 | 0.001 | |
| 8/9/2023 | 0.004 | |
| 2/21/2024 | | 0.0021 |
| 7/30/2024 | | 0.0029 |
| 2/13/2025 | | 0.0016 |
| 8/13/2025 | | 0.005 |

ND substitution: RL or RL/2 if <15% NDs.

# Mann-Whitney (Wilcoxon Rank Sum)

Constituent: Nickel (mg/L) Analysis Run 3/31/2026 5:07 AM View: Mann-Whitney

Plant Wansley Client: Southern Company Data: Wansley Landfill

| | GWC-9 | GWC-9 |
|---|---|---|
| 9/7/2011 | 0.029 | |
| 10/30/2011 | <0.0025 | |
| 12/4/2011 | 0.0072 | |
| 1/19/2012 | 0.0053 | |
| 7/18/2012 | 0.012 | |
| 1/8/2013 | 0.014 | |
| 7/9/2013 | 0.015 | |
| 1/14/2014 | 0.015 | |
| 6/24/2014 | 0.0091 | |
| 1/20/2015 | 0.014 | |
| 7/27/2015 | 0.011 | |
| 1/26/2016 | 0.0096 | |
| 7/25/2016 | 0.016 | |
| 1/31/2017 | 0.055 | |
| 8/7/2017 | 0.0093 | |
| 1/24/2018 | 0.01 | |
| 6/21/2018 | 0.0083 | |
| 1/22/2019 | 0.008 | |
| 6/25/2019 | 0.01 | |
| 9/16/2019 | 0.0091 | |
| 3/16/2020 | 0.0091 | |
| 9/11/2020 | 0.016 | |
| 3/16/2021 | 0.012 | |
| 8/25/2021 | 0.0041 | |
| 3/9/2022 | 0.0076 | |
| 8/16/2022 | 0.077 (O) | |
| 2/15/2023 | 0.0088 | |
| 8/9/2023 | 0.024 | |
| 2/19/2024 | | 0.0093 |
| 7/31/2024 | | 0.04 |
| 2/18/2025 | | 0.011 |
| 8/13/2025 | | 0.055 |

ND substitution: RL or RL/2 if <15% NDs.

# Mann-Whitney (Wilcoxon Rank Sum)

Constituent: Nickel (mg/L) Analysis Run 3/31/2026 5:07 AM View: Mann-Whitney

Plant Wansley Client: Southern Company Data: Wansley Landfill

| | GWC-10 | GWC-10 |
|---|---|---|
| 1/25/2016 | 0.0017 (J) | |
| 7/27/2016 | 0.0039 | |
| 2/1/2017 | 0.0043 | |
| 8/8/2017 | 0.0022 (J) | |
| 1/25/2018 | 0.0046 | |
| 6/21/2018 | 0.0046 | |
| 1/31/2019 | 0.0018 | |
| 6/26/2019 | 0.0014 | |
| 9/17/2019 | 0.0013 | |
| 3/17/2020 | 0.0013 | |
| 9/10/2020 | 0.0045 | |
| 3/18/2021 | 0.00097 (J) | |
| 8/20/2021 | 0.0014 | |
| 3/8/2022 | 0.0017 | |
| 8/16/2022 | 0.00086 (J) | |
| 2/15/2023 | 0.0012 | |
| 8/10/2023 | 0.0027 | |
| 2/20/2024 | | 0.0012 |
| 7/31/2024 | | 0.0022 |
| 2/19/2025 | | 0.0023 |
| 8/19/2025 | | 0.0019 (J) |

# Mann-Whitney (Wilcoxon Rank Sum)

Constituent: Nickel (mg/L) Analysis Run 3/31/2026 5:07 AM View: Mann-Whitney

Plant Wansley Client: Southern Company Data: Wansley Landfill

| | GWC-11 | GWC-11 |
|---|---|---|
| 9/13/2011 | <0.005 | |
| 10/28/2011 | <0.005 | |
| 12/4/2011 | <0.005 | |
| 2/9/2012 | <0.005 | |
| 7/18/2012 | <0.005 | |
| 1/8/2013 | <0.005 | |
| 7/9/2013 | <0.005 | |
| 1/15/2014 | <0.005 | |
| 6/25/2014 | <0.005 | |
| 1/21/2015 | <0.005 | |
| 7/28/2015 | <0.005 | |
| 1/26/2016 | <0.005 | |
| 7/25/2016 | <0.005 | |
| 1/31/2017 | <0.005 | |
| 8/7/2017 | <0.005 | |
| 1/24/2018 | <0.005 | |
| 6/20/2018 | <0.005 | |
| 1/24/2019 | 0.00035 (J) | |
| 6/26/2019 | <0.005 | |
| 9/16/2019 | <0.005 | |
| 3/16/2020 | 0.0004 (J) | |
| 9/10/2020 | 0.0011 | |
| 3/17/2021 | <0.005 | |
| 8/23/2021 | <0.005 | |
| 3/7/2022 | <0.005 | |
| 8/15/2022 | <0.005 | |
| 2/21/2023 | <0.005 | |
| 8/14/2023 | <0.005 | |
| 2/14/2024 | | <0.005 |
| 8/6/2024 | | <0.005 |
| 2/18/2025 | | 0.00055 (J) |
| 8/18/2025 | | <0.005 |

ND substitution: RL or RL/2 if <15% NDs.

# Mann-Whitney (Wilcoxon Rank Sum)

Constituent: Nickel (mg/L) Analysis Run 3/31/2026 5:07 AM View: Mann-Whitney

Plant Wansley Client: Southern Company Data: Wansley Landfill

| | GWC-12 | GWC-12 |
|---|---|---|
| 9/13/2011 | <0.005 | |
| 10/28/2011 | <0.005 | |
| 12/4/2011 | <0.005 | |
| 1/24/2012 | <0.005 | |
| 7/11/2012 | <0.005 | |
| 1/8/2013 | <0.005 | |
| 7/10/2013 | <0.005 | |
| 1/21/2014 | <0.005 | |
| 7/1/2014 | <0.005 | |
| 1/21/2015 | <0.005 | |
| 7/28/2015 | <0.005 | |
| 1/26/2016 | <0.005 | |
| 7/22/2016 | <0.005 | |
| 1/31/2017 | <0.005 | |
| 8/7/2017 | <0.005 | |
| 1/24/2018 | <0.005 | |
| 6/26/2018 | <0.005 | |
| 1/25/2019 | <0.005 | |
| 6/26/2019 | <0.005 | |
| 9/11/2019 | 0.00088 (J) | |
| 3/18/2020 | <0.005 | |
| 9/10/2020 | 0.00039 (J) | |
| 3/16/2021 | <0.005 | |
| 8/19/2021 | <0.005 | |
| 3/7/2022 | <0.005 | |
| 8/16/2022 | <0.005 | |
| 2/15/2023 | 0.00099 (J) | |
| 8/14/2023 | <0.005 | |
| 2/20/2024 | | <0.005 |
| 8/6/2024 | | <0.005 |
| 2/17/2025 | | <0.005 |
| 8/18/2025 | | <0.005 |

ND substitution: RL or RL/2 if <15% NDs.

# Mann-Whitney (Wilcoxon Rank Sum)

Constituent: Nickel (mg/L) Analysis Run 3/31/2026 5:07 AM View: Mann-Whitney

Plant Wansley Client: Southern Company Data: Wansley Landfill

| | GWC-13 | GWC-13 |
|---|---|---|
| 9/13/2011 | <0.005 | |
| 10/28/2011 | <0.005 | |
| 12/4/2011 | <0.005 | |
| 1/24/2012 | <0.005 | |
| 7/11/2012 | <0.005 | |
| 1/8/2013 | <0.005 | |
| 7/10/2013 | <0.005 | |
| 1/21/2014 | <0.005 | |
| 7/1/2014 | <0.005 | |
| 1/21/2015 | <0.005 | |
| 7/28/2015 | <0.005 | |
| 1/27/2016 | <0.005 | |
| 7/26/2016 | <0.005 | |
| 1/31/2017 | <0.005 | |
| 8/4/2017 | <0.005 | |
| 1/25/2018 | <0.005 | |
| 6/20/2018 | <0.005 | |
| 1/22/2019 | 0.00033 (J) | |
| 6/25/2019 | 0.00068 (J) | |
| 9/12/2019 | 0.00055 (J) | |
| 3/12/2020 | <0.005 | |
| 9/10/2020 | 0.00037 (J) | |
| 3/17/2021 | 0.00066 (J) | |
| 8/23/2021 | <0.005 | |
| 3/8/2022 | <0.005 | |
| 8/15/2022 | 0.0006 (J) | |
| 2/21/2023 | 0.00051 (J) | |
| 8/16/2023 | 0.00045 (J) | |
| 2/19/2024 | | <0.005 |
| 8/5/2024 | | 0.00046 (J) |
| 2/18/2025 | | <0.005 |
| 8/19/2025 | | <0.005 |

ND substitution: RL or RL/2 if <15% NDs.

# Mann-Whitney (Wilcoxon Rank Sum)

Constituent: Nickel (mg/L) Analysis Run 3/31/2026 5:07 AM View: Mann-Whitney

Plant Wansley Client: Southern Company Data: Wansley Landfill

| | GWC-14 | GWC-14 |
|---|---|---|
| 9/13/2011 | <0.0025 | |
| 10/27/2011 | <0.0025 | |
| 12/3/2011 | <0.0025 | |
| 1/24/2012 | <0.0025 | |
| 7/11/2012 | <0.0025 | |
| 1/8/2013 | <0.0025 | |
| 7/10/2013 | <0.0025 | |
| 1/21/2014 | 0.0041 | |
| 7/1/2014 | 0.0017 (J) | |
| 1/14/2015 | 0.0064 | |
| 7/22/2015 | 0.0089 | |
| 1/27/2016 | 0.014 | |
| 4/20/2016 | 0.013 | |
| 7/26/2016 | 0.01 | |
| 2/1/2017 | 0.013 | |
| 8/7/2017 | 0.018 | |
| 1/25/2018 | 0.013 | |
| 6/20/2018 | 0.015 | |
| 1/22/2019 | 0.014 | |
| 6/25/2019 | 0.016 | |
| 9/12/2019 | 0.016 | |
| 3/17/2020 | 0.017 | |
| 9/10/2020 | 0.015 | |
| 3/17/2021 | 0.018 | |
| 8/23/2021 | 0.021 | |
| 3/7/2022 | 0.02 | |
| 8/16/2022 | 0.013 | |
| 2/17/2023 | 0.019 | |
| 8/14/2023 | 0.019 | |
| 2/19/2024 | | 0.023 |
| 8/6/2024 | | 0.015 |
| 2/17/2025 | | 0.019 |
| 8/19/2025 | | 0.025 |

# Mann-Whitney (Wilcoxon Rank Sum)

Constituent: Nickel (mg/L) Analysis Run 3/31/2026 5:07 AM View: Mann-Whitney

Plant Wansley Client: Southern Company Data: Wansley Landfill

| | GWC-15 | GWC-15 |
|---|---|---|
| 9/16/2011 | <0.005 | |
| 10/27/2011 | <0.005 | |
| 12/3/2011 | <0.005 | |
| 2/9/2012 | <0.005 | |
| 7/11/2012 | <0.005 | |
| 1/8/2013 | <0.005 | |
| 7/2/2013 | <0.005 | |
| 1/21/2014 | <0.005 | |
| 6/24/2014 | <0.005 | |
| 1/14/2015 | <0.005 | |
| 7/22/2015 | <0.005 | |
| 1/27/2016 | <0.005 | |
| 7/26/2016 | <0.005 | |
| 2/1/2017 | <0.005 | |
| 8/4/2017 | <0.005 | |
| 1/25/2018 | <0.005 | |
| 6/20/2018 | <0.005 | |
| 1/22/2019 | <0.005 | |
| 6/25/2019 | 0.00031 (J) | |
| 9/17/2019 | <0.005 | |
| 3/16/2020 | <0.005 | |
| 9/10/2020 | 0.00037 (J) | |
| 3/18/2021 | <0.005 | |
| 8/24/2021 | <0.005 | |
| 3/7/2022 | <0.005 | |
| 8/16/2022 | <0.005 | |
| 2/21/2023 | <0.005 | |
| 8/14/2023 | <0.005 | |
| 2/21/2024 | | <0.005 |
| 8/6/2024 | | <0.005 |
| 2/18/2025 | | <0.005 |
| 8/18/2025 | | <0.005 |

ND substitution: RL or RL/2 if <15% NDs.

# Mann-Whitney (Wilcoxon Rank Sum)

Constituent: Nickel (mg/L) Analysis Run 3/31/2026 5:07 AM View: Mann-Whitney

Plant Wansley Client: Southern Company Data: Wansley Landfill

| | GWC-16 | GWC-16 |
|---|---|---|
| 8/30/2011 | <0.005 | |
| 10/26/2011 | <0.005 | |
| 12/3/2011 | <0.005 | |
| 1/25/2012 | <0.005 | |
| 7/11/2012 | <0.005 | |
| 1/8/2013 | <0.005 | |
| 7/2/2013 | <0.005 | |
| 1/14/2014 | <0.005 | |
| 6/25/2014 | <0.005 | |
| 1/13/2015 | <0.005 | |
| 7/22/2015 | <0.005 | |
| 1/27/2016 | <0.005 | |
| 7/27/2016 | <0.005 | |
| 2/1/2017 | <0.005 | |
| 8/7/2017 | <0.005 | |
| 1/25/2018 | <0.005 | |
| 6/20/2018 | <0.005 | |
| 1/25/2019 | <0.005 | |
| 6/25/2019 | 0.00067 (J) | |
| 9/11/2019 | 0.00077 (J) | |
| 3/17/2020 | <0.005 | |
| 9/11/2020 | <0.005 | |
| 3/17/2021 | <0.005 | |
| 8/20/2021 | <0.005 | |
| 3/8/2022 | <0.005 | |
| 8/16/2022 | <0.005 | |
| 2/20/2023 | 0.00062 (J) | |
| 8/14/2023 | <0.005 | |
| 2/21/2024 | | 0.00045 (J) |
| 8/5/2024 | | <0.005 |
| 2/11/2025 | | <0.005 |
| 8/15/2025 | | <0.005 |

ND substitution: RL or RL/2 if <15% NDs.

# Mann-Whitney (Wilcoxon Rank Sum)

Constituent: Nickel (mg/L) Analysis Run 3/31/2026 5:07 AM View: Mann-Whitney

Plant Wansley Client: Southern Company Data: Wansley Landfill

| | GWC-17 | GWC-17 |
|---|---|---|
| 8/30/2011 | <0.005 | |
| 10/26/2011 | <0.005 | |
| 12/3/2011 | <0.005 | |
| 1/25/2012 | <0.005 | |
| 7/11/2012 | <0.005 | |
| 1/8/2013 | <0.005 | |
| 7/16/2013 | <0.005 | |
| 1/14/2014 | <0.005 | |
| 6/25/2014 | <0.005 | |
| 1/14/2015 | <0.005 | |
| 7/28/2015 | <0.005 | |
| 1/27/2016 | <0.005 | |
| 7/27/2016 | <0.005 | |
| 2/1/2017 | <0.005 | |
| 8/7/2017 | <0.005 | |
| 1/25/2018 | <0.005 | |
| 6/26/2018 | <0.005 | |
| 1/24/2019 | <0.005 | |
| 6/25/2019 | 0.00092 (J) | |
| 9/11/2019 | 0.00092 (J) | |
| 3/17/2020 | <0.005 | |
| 9/14/2020 | 0.00041 (J) | |
| 3/16/2021 | <0.005 | |
| 8/20/2021 | <0.005 | |
| 3/8/2022 | <0.005 | |
| 8/11/2022 | <0.005 | |
| 2/20/2023 | 0.00057 (J) | |
| 8/10/2023 | <0.005 | |
| 2/20/2024 | | <0.005 |
| 8/7/2024 | | <0.005 |
| 2/13/2025 | | <0.005 |
| 8/13/2025 | | <0.005 |

ND substitution: RL or RL/2 if <15% NDs.

# Mann-Whitney (Wilcoxon Rank Sum)

Constituent: Nickel (mg/L) Analysis Run 3/31/2026 5:07 AM View: Mann-Whitney

Plant Wansley Client: Southern Company Data: Wansley Landfill

| | GWC-18 | GWC-18 |
|---|---|---|
| 8/30/2011 | <0.001 | |
| 10/26/2011 | <0.001 | |
| 12/3/2011 | <0.001 | |
| 2/9/2012 | <0.001 | |
| 7/11/2012 | <0.001 | |
| 1/8/2013 | <0.001 | |
| 7/16/2013 | <0.001 | |
| 1/14/2014 | <0.001 | |
| 6/24/2014 | <0.001 | |
| 1/13/2015 | <0.001 | |
| 7/23/2015 | <0.001 | |
| 1/27/2016 | <0.001 | |
| 7/25/2016 | <0.001 | |
| 2/1/2017 | <0.001 | |
| 8/7/2017 | <0.001 | |
| 1/25/2018 | <0.001 | |
| 6/21/2018 | <0.001 | |
| 1/28/2019 | <0.001 | |
| 6/27/2019 | <0.001 | |
| 9/11/2019 | 0.00066 (J) | |
| 3/17/2020 | <0.001 | |
| 9/14/2020 | 0.0015 | |
| 3/16/2021 | <0.001 | |
| 8/24/2021 | <0.001 | |
| 3/8/2022 | <0.001 | |
| 8/11/2022 | <0.001 | |
| 2/20/2023 | 0.0005 (J) | |
| 8/9/2023 | <0.001 | |
| 2/21/2024 | | <0.001 |
| 8/7/2024 | | <0.001 |
| 2/13/2025 | | 0.00064 (J) |
| 8/13/2025 | | 0.00064 (J) |

ND substitution: RL or RL/2 if <15% NDs.

# Mann-Whitney (Wilcoxon Rank Sum)

Constituent: Nickel (mg/L) Analysis Run 3/31/2026 5:07 AM View: Mann-Whitney

Plant Wansley Client: Southern Company Data: Wansley Landfill

| | GWC-19 | GWC-19 |
|---|---|---|
| 8/30/2011 | <0.001 | |
| 10/26/2011 | <0.001 | |
| 12/3/2011 | <0.001 | |
| 2/8/2012 | <0.001 | |
| 7/11/2012 | <0.001 | |
| 1/8/2013 | <0.001 | |
| 7/16/2013 | <0.001 | |
| 1/21/2014 | <0.001 | |
| 6/24/2014 | <0.001 | |
| 1/13/2015 | <0.001 | |
| 7/23/2015 | <0.001 | |
| 1/27/2016 | <0.001 | |
| 7/25/2016 | <0.001 | |
| 2/2/2017 | <0.001 | |
| 8/7/2017 | <0.001 | |
| 1/25/2018 | <0.001 | |
| 6/21/2018 | <0.001 | |
| 1/28/2019 | 0.0009 (J) | |
| 6/26/2019 | 0.00051 (J) | |
| 9/12/2019 | 0.00044 (J) | |
| 3/18/2020 | 0.0011 | |
| 9/15/2020 | 0.0005 (J) | |
| 3/17/2021 | 0.001 | |
| 8/24/2021 | 0.0005 (J) | |
| 3/8/2022 | 0.0012 | |
| 8/11/2022 | <0.001 | |
| 2/21/2023 | 0.0014 | |
| 8/9/2023 | <0.001 | |
| 2/21/2024 | | 0.0014 |
| 8/6/2024 | | 0.00051 (J) |
| 2/14/2025 | | 0.001 |
| 8/13/2025 | | 0.00085 (J) |

ND substitution: RL or RL/2 if <15% NDs.

# Mann-Whitney (Wilcoxon Rank Sum)

Constituent: Nickel (mg/L) Analysis Run 3/31/2026 5:07 AM View: Mann-Whitney

Plant Wansley Client: Southern Company Data: Wansley Landfill

| | GWC-20 | GWC-20 |
|---|---|---|
| 8/31/2011 | <0.005 | |
| 10/27/2011 | <0.005 | |
| 12/4/2011 | <0.005 | |
| 2/8/2012 | <0.005 | |
| 7/11/2012 | <0.005 | |
| 1/8/2013 | <0.005 | |
| 7/16/2013 | <0.005 | |
| 1/21/2014 | <0.005 | |
| 6/24/2014 | <0.005 | |
| 1/13/2015 | <0.005 | |
| 7/23/2015 | <0.005 | |
| 1/27/2016 | <0.005 | |
| 7/25/2016 | <0.005 | |
| 2/2/2017 | <0.005 | |
| 8/7/2017 | <0.005 | |
| 1/26/2018 | <0.005 | |
| 6/21/2018 | <0.005 | |
| 1/28/2019 | <0.005 | |
| 6/25/2019 | 0.00048 (J) | |
| 9/11/2019 | 0.001 | |
| 3/18/2020 | <0.005 | |
| 9/15/2020 | <0.005 | |
| 3/16/2021 | <0.005 | |
| 8/24/2021 | <0.005 | |
| 3/7/2022 | <0.005 | |
| 8/16/2022 | <0.005 | |
| 2/22/2023 | <0.005 | |
| 8/9/2023 | <0.005 | |
| 2/20/2024 | | <0.005 |
| 8/2/2024 | | 0.00082 (J) |
| 2/14/2025 | | 0.00093 (J) |
| 8/12/2025 | | <0.005 |

ND substitution: RL or RL/2 if <15% NDs.

# Mann-Whitney (Wilcoxon Rank Sum)

Constituent: Nickel (mg/L) Analysis Run 3/31/2026 5:07 AM View: Mann-Whitney

Plant Wansley Client: Southern Company Data: Wansley Landfill

| | GWC-21 | GWC-21 |
|---|---|---|
| 8/31/2011 | <0.001 | |
| 10/27/2011 | <0.001 | |
| 12/4/2011 | <0.001 | |
| 2/8/2012 | <0.001 | |
| 7/17/2012 | <0.001 | |
| 1/9/2013 | <0.001 | |
| 7/16/2013 | <0.001 | |
| 1/21/2014 | <0.001 | |
| 6/24/2014 | <0.001 | |
| 1/13/2015 | <0.001 | |
| 7/23/2015 | <0.001 | |
| 1/26/2016 | <0.001 | |
| 7/26/2016 | <0.001 | |
| 2/2/2017 | <0.001 | |
| 8/7/2017 | <0.001 | |
| 1/26/2018 | <0.001 | |
| 6/20/2018 | <0.001 | |
| 1/24/2019 | 0.00051 (J) | |
| 6/25/2019 | 0.00085 (J) | |
| 9/11/2019 | 0.00066 (J) | |
| 3/18/2020 | 0.0004 (J) | |
| 9/15/2020 | 0.00076 (J) | |
| 3/16/2021 | 0.00097 (J) | |
| 8/19/2021 | 0.00071 (J) | |
| 3/7/2022 | <0.001 | |
| 8/16/2022 | 0.00082 (J) | |
| 2/21/2023 | <0.001 | |
| 8/9/2023 | 0.0005 (J) | |
| 2/19/2024 | | <0.001 |
| 7/30/2024 | | <0.001 |
| 2/11/2025 | | 0.00075 (J) |
| 8/12/2025 | | 0.00055 (J) |

ND substitution: RL or RL/2 if <15% NDs.

# Mann-Whitney (Wilcoxon Rank Sum)

Constituent: Nickel (mg/L) Analysis Run 3/31/2026 5:07 AM View: Mann-Whitney

Plant Wansley Client: Southern Company Data: Wansley Landfill

| | GWC-22 | GWC-22 |
|---|---|---|
| 9/15/2011 | <0.001 | |
| 10/29/2011 | <0.001 | |
| 12/13/2011 | <0.001 | |
| 1/25/2012 | <0.001 | |
| 7/18/2012 | <0.001 | |
| 1/22/2013 | <0.001 | |
| 7/16/2013 | <0.001 | |
| 1/21/2014 | <0.001 | |
| 6/25/2014 | <0.001 | |
| 1/14/2015 | <0.001 | |
| 7/23/2015 | <0.001 | |
| 1/26/2016 | <0.001 | |
| 7/26/2016 | <0.001 | |
| 2/3/2017 | <0.001 | |
| 8/8/2017 | <0.001 | |
| 1/25/2018 | <0.001 | |
| 6/20/2018 | <0.001 | |
| 1/24/2019 | <0.001 | |
| 6/25/2019 | 0.00031 (J) | |
| 9/10/2019 | <0.001 | |
| 3/18/2020 | 0.00042 (J) | |
| 9/10/2020 | <0.001 | |
| 3/15/2021 | <0.001 | |
| 8/19/2021 | <0.001 | |
| 3/8/2022 | <0.001 | |
| 8/17/2022 | <0.001 | |
| 2/14/2023 | <0.001 | |
| 8/14/2023 | <0.001 | |
| 2/14/2024 | | <0.001 |
| 8/6/2024 | | <0.001 |
| 2/11/2025 | | <0.001 |
| 8/12/2025 | | 0.00077 (J) |

ND substitution: RL or RL/2 if <15% NDs.

# Mann-Whitney (Wilcoxon Rank Sum)

Constituent: Nickel (mg/L) Analysis Run 3/31/2026 5:07 AM View: Mann-Whitney

Plant Wansley Client: Southern Company Data: Wansley Landfill

| | GWC-23 | GWC-23 |
|---|---|---|
| 9/16/2011 | <0.005 | |
| 10/29/2011 | <0.005 | |
| 12/13/2011 | <0.005 | |
| 1/31/2012 | <0.005 | |
| 7/18/2012 | <0.005 | |
| 1/22/2013 | <0.005 | |
| 7/23/2013 | <0.005 | |
| 1/22/2014 | <0.005 | |
| 7/1/2014 | <0.005 | |
| 1/22/2015 | <0.005 | |
| 7/29/2015 | <0.005 | |
| 1/21/2016 | <0.005 | |
| 7/27/2016 | <0.005 | |
| 2/3/2017 | <0.005 | |
| 8/8/2017 | <0.005 | |
| 1/25/2018 | <0.005 | |
| 6/20/2018 | <0.005 | |
| 1/25/2019 | 0.00044 (J) | |
| 6/26/2019 | <0.005 | |
| 9/12/2019 | 0.00044 (J) | |
| 3/18/2020 | 0.00079 (J) | |
| 9/10/2020 | 0.00058 (J) | |
| 3/18/2021 | 0.00052 (J) | |
| 8/23/2021 | 0.00059 (J) | |
| 3/9/2022 | <0.005 | |
| 8/16/2022 | <0.005 | |
| 2/21/2023 | 0.00062 (J) | |
| 8/15/2023 | <0.005 | |
| 2/19/2024 | | <0.005 |
| 7/30/2024 | | <0.005 |
| 2/11/2025 | | <0.005 |
| 8/12/2025 | | <0.005 |

ND substitution: RL or RL/2 if <15% NDs.

# Mann-Whitney (Wilcoxon Rank Sum)

Constituent: Nickel (mg/L) Analysis Run 3/31/2026 5:07 AM View: Mann-Whitney

Plant Wansley Client: Southern Company Data: Wansley Landfill

| | GWC-24 | GWC-24 |
|---|---|---|
| 7/8/2014 | 0.0022 (J) | |
| 7/31/2015 | 0.0018 (J) | |
| 1/20/2016 | 0.0027 | |
| 7/27/2016 | <0.0025 | |
| 2/3/2017 | 0.0025 | |
| 8/8/2017 | 0.0036 | |
| 1/25/2018 | 0.0022 (J) | |
| 6/27/2018 | <0.0025 | |
| 1/31/2019 | 0.0018 | |
| 6/26/2019 | 0.0016 | |
| 9/11/2019 | 0.0018 | |
| 3/12/2020 | 0.0025 | |
| 9/15/2020 | 0.0022 | |
| 3/18/2021 | 0.0017 | |
| 8/19/2021 | 0.0017 | |
| 3/10/2022 | 0.0011 | |
| 8/18/2022 | 0.002 | |
| 2/16/2023 | 0.0014 | |
| 8/16/2023 | 0.0013 | |
| 2/22/2024 | | 0.0034 |
| 8/6/2024 | | 0.0019 |
| 2/14/2025 | | 0.0035 |
| 8/14/2025 | | 0.0013 (J) |

ND substitution: RL or RL/2 if <15% NDs.

# Mann-Whitney (Wilcoxon Rank Sum)

Constituent: Nickel (mg/L) Analysis Run 3/31/2026 5:07 AM View: Mann-Whitney

Plant Wansley Client: Southern Company Data: Wansley Landfill

| | GWC-25 | GWC-25 |
|---|---|---|
| 9/17/2011 | <0.0025 | |
| 10/31/2011 | <0.0025 | |
| 12/14/2011 | <0.0025 | |
| 2/7/2012 | <0.0025 | |
| 7/17/2012 | 0.014 | |
| 7/24/2013 | 0.019 | |
| 1/23/2014 | 0.0036 | |
| 7/8/2014 | 0.011 | |
| 1/21/2015 | 0.0033 | |
| 7/30/2015 | 0.0054 | |
| 1/21/2016 | 0.0054 | |
| 7/27/2016 | 0.0065 | |
| 1/24/2017 | 0.012 | |
| 8/3/2017 | <0.0025 | |
| 1/25/2018 | 0.0071 | |
| 6/27/2018 | 0.0072 | |
| 1/24/2019 | 0.0027 | |
| 6/25/2019 | 0.0021 | |
| 9/11/2019 | 0.024 | |
| 3/12/2020 | 0.0054 | |
| 9/14/2020 | 0.015 | |
| 3/17/2021 | 0.0053 | |
| 8/19/2021 | 0.0035 | |
| 3/8/2022 | 0.0039 | |
| 8/10/2022 | 0.0026 | |
| 2/21/2023 | 0.0039 | |
| 8/15/2023 | 0.0082 | |
| 2/21/2024 | | 0.0038 |
| 8/1/2024 | | 0.0055 |
| 2/14/2025 | | 0.0036 |
| 8/13/2025 | | 0.0061 |

ND substitution: RL or RL/2 if <15% NDs.

# Mann-Whitney (Wilcoxon Rank Sum)

Constituent: Nickel (mg/L) Analysis Run 3/31/2026 5:07 AM View: Mann-Whitney

Plant Wansley Client: Southern Company Data: Wansley Landfill

| | GWC-26 | GWC-26 |
|---|---|---|
| 9/17/2011 | <0.001 | |
| 10/29/2011 | <0.001 | |
| 12/14/2011 | <0.001 | |
| 2/7/2012 | <0.001 | |
| 7/17/2012 | <0.001 | |
| 1/24/2013 | <0.001 | |
| 7/24/2013 | <0.001 | |
| 1/23/2014 | <0.001 | |
| 7/8/2014 | <0.001 | |
| 1/21/2015 | <0.001 | |
| 7/31/2015 | <0.001 | |
| 1/25/2016 | <0.001 | |
| 7/26/2016 | <0.001 | |
| 1/19/2017 | <0.001 | |
| 8/3/2017 | <0.001 | |
| 1/22/2018 | <0.001 | |
| 6/27/2018 | <0.001 | |
| 1/24/2019 | 0.00087 (J) | |
| 6/25/2019 | 0.0031 | |
| 9/12/2019 | 0.00081 (J) | |
| 3/13/2020 | 0.00097 (J) | |
| 9/15/2020 | 0.00072 (J) | |
| 3/17/2021 | 0.0014 | |
| 8/19/2021 | 0.00059 (J) | |
| 3/9/2022 | 0.0011 | |
| 8/10/2022 | 0.00073 (J) | |
| 2/21/2023 | 0.00078 (J) | |
| 8/16/2023 | 0.00062 (J) | |
| 2/20/2024 | | <0.001 |
| 8/2/2024 | | <0.001 |
| 2/13/2025 | | 0.00069 (J) |
| 8/13/2025 | | 0.00061 (J) |

ND substitution: RL or RL/2 if <15% NDs.

# Mann-Whitney (Wilcoxon Rank Sum)

Constituent: Nickel (mg/L) Analysis Run 3/31/2026 5:07 AM View: Mann-Whitney

Plant Wansley Client: Southern Company Data: Wansley Landfill

| | GWC-27 | GWC-27 |
|---|---|---|
| 9/17/2011 | <0.005 | |
| 10/29/2011 | <0.005 | |
| 12/14/2011 | <0.005 | |
| 1/25/2012 | <0.005 | |
| 7/17/2012 | <0.005 | |
| 1/24/2013 | <0.005 | |
| 7/24/2013 | <0.005 | |
| 1/23/2014 | <0.005 | |
| 7/8/2014 | <0.005 | |
| 1/21/2015 | <0.005 | |
| 7/30/2015 | <0.005 | |
| 1/22/2016 | <0.005 | |
| 7/26/2016 | <0.005 | |
| 1/20/2017 | <0.005 | |
| 8/3/2017 | <0.005 | |
| 1/19/2018 | <0.005 | |
| 6/27/2018 | <0.005 | |
| 1/24/2019 | 0.00035 (J) | |
| 6/26/2019 | <0.005 | |
| 9/12/2019 | 0.00044 (J) | |
| 3/12/2020 | <0.005 | |
| 9/9/2020 | 0.00052 (J) | |
| 3/18/2021 | <0.005 | |
| 8/23/2021 | <0.005 | |
| 3/8/2022 | <0.005 | |
| 8/10/2022 | <0.005 | |
| 2/20/2023 | <0.005 | |
| 8/15/2023 | <0.005 | |
| 2/20/2024 | | <0.005 |
| 7/30/2024 | | <0.005 |
| 2/11/2025 | | <0.005 |
| 8/13/2025 | | <0.005 |

ND substitution: RL or RL/2 if <15% NDs.

# Mann-Whitney (Wilcoxon Rank Sum)

Constituent: Nickel (mg/L) Analysis Run 3/31/2026 5:07 AM View: Mann-Whitney

Plant Wansley Client: Southern Company Data: Wansley Landfill

| | GWC-31 | GWC-31 |
|---|---|---|
| 9/17/2011 | 0.0041 | |
| 10/31/2011 | 0.003 | |
| 2/7/2012 | 0.0029 | |
| 1/23/2013 | 0.0027 | |
| 1/23/2014 | 0.0016 (J) | |
| 7/1/2014 | 0.0021 (J) | |
| 1/21/2015 | <0.0025 | |
| 1/25/2016 | <0.0025 | |
| 7/27/2016 | 0.0038 | |
| 1/25/2017 | <0.0025 | |
| 8/4/2017 | 0.0029 | |
| 1/23/2018 | 0.012 | |
| 6/27/2018 | 0.0065 | |
| 1/31/2019 | 0.0011 | |
| 6/26/2019 | 0.00034 (J) | |
| 9/11/2019 | 0.01 | |
| 3/17/2020 | 0.0029 | |
| 9/11/2020 | 0.0019 | |
| 3/16/2021 | 0.0014 | |
| 8/25/2021 | 0.00064 (J) | |
| 3/10/2022 | 0.00055 (J) | |
| 8/16/2022 | 0.0016 | |
| 2/22/2023 | 0.00047 (J) | |
| 8/16/2023 | 0.0022 | |
| 2/21/2024 | | 0.0016 |
| 8/2/2024 | | 0.002 |
| 2/18/2025 | | 0.00074 (J) |
| 8/15/2025 | | 0.00069 (J) |

ND substitution: RL or RL/2 if <15% NDs.

# Mann-Whitney (Wilcoxon Rank Sum)

Constituent: Nickel (mg/L) Analysis Run 3/31/2026 5:07 AM View: Mann-Whitney

Plant Wansley Client: Southern Company Data: Wansley Landfill

| | GWC-32 | GWC-32 |
|---|---|---|
| 9/15/2011 | <0.005 | |
| 10/31/2011 | <0.005 | |
| 12/13/2011 | <0.005 | |
| 2/1/2012 | <0.005 | |
| 7/17/2012 | <0.005 | |
| 1/23/2013 | <0.005 | |
| 7/24/2013 | <0.005 | |
| 1/23/2014 | 0.00094 (J) | |
| 7/1/2014 | <0.005 | |
| 1/20/2015 | <0.005 | |
| 7/30/2015 | <0.005 | |
| 1/25/2016 | <0.005 | |
| 7/22/2016 | <0.005 | |
| 1/26/2017 | <0.005 | |
| 8/3/2017 | 0.0018 (J) | |
| 1/23/2018 | <0.005 | |
| 6/26/2018 | <0.005 | |
| 1/30/2019 | 0.00064 (J) | |
| 6/27/2019 | 0.00059 (J) | |
| 9/12/2019 | 0.0013 | |
| 3/18/2020 | 0.0011 | |
| 9/15/2020 | 0.00095 (J) | |
| 3/17/2021 | 0.00082 (J) | |
| 8/24/2021 | <0.005 | |
| 3/9/2022 | <0.005 | |
| 8/10/2022 | <0.005 | |
| 2/15/2023 | <0.005 | |
| 8/15/2023 | <0.005 | |
| 2/20/2024 | | <0.005 |
| 8/6/2024 | | <0.005 |
| 2/19/2025 | | <0.005 |
| 8/14/2025 | | <0.005 |

ND substitution: RL or RL/2 if <15% NDs.

# Mann-Whitney (Wilcoxon Rank Sum)

Constituent: Nickel (mg/L) Analysis Run 3/31/2026 5:07 AM View: Mann-Whitney

Plant Wansley Client: Southern Company Data: Wansley Landfill

| | GWC-33 | GWC-33 |
|---|---|---|
| 9/16/2011 | <0.005 | |
| 10/30/2011 | <0.005 | |
| 12/13/2011 | <0.005 | |
| 2/1/2012 | <0.005 | |
| 7/17/2012 | <0.005 | |
| 1/23/2013 | <0.005 | |
| 7/17/2013 | <0.005 | |
| 1/23/2014 | 0.00078 (J) | |
| 1/20/2015 | <0.005 | |
| 7/29/2015 | <0.005 | |
| 1/25/2016 | <0.005 | |
| 7/22/2016 | 0.0023 (J) | |
| 1/25/2017 | <0.005 | |
| 8/4/2017 | <0.005 | |
| 1/23/2018 | <0.005 | |
| 6/26/2018 | <0.005 | |
| 1/30/2019 | 0.00054 (J) | |
| 6/26/2019 | 0.00068 (J) | |
| 9/12/2019 | 0.00078 (J) | |
| 3/12/2020 | 0.0012 | |
| 9/16/2020 | 0.0012 | |
| 3/18/2021 | <0.005 | |
| 8/24/2021 | <0.005 | |
| 3/9/2022 | <0.005 | |
| 8/15/2022 | <0.005 | |
| 2/20/2023 | <0.005 | |
| 8/15/2023 | <0.005 | |
| 2/20/2024 | | <0.005 |
| 7/31/2024 | | <0.005 |
| 2/19/2025 | | <0.005 |
| 8/19/2025 | | <0.005 |

ND substitution: RL or RL/2 if <15% NDs.

# Mann-Whitney (Wilcoxon Rank Sum)

Constituent: Nickel (mg/L) Analysis Run 3/31/2026 5:07 AM View: Mann-Whitney

Plant Wansley Client: Southern Company Data: Wansley Landfill

| | GWC-34 | GWC-34 |
|---|---|---|
| 9/16/2011 | <0.0025 | |
| 10/31/2011 | <0.0025 | |
| 12/12/2011 | <0.0025 | |
| 2/1/2012 | <0.0025 | |
| 7/16/2012 | <0.0025 | |
| 1/22/2013 | <0.0025 | |
| 7/17/2013 | <0.0025 | |
| 1/23/2014 | 0.00062 (J) | |
| 6/25/2014 | <0.0025 | |
| 1/14/2015 | <0.0025 | |
| 7/29/2015 | <0.0025 | |
| 1/21/2016 | <0.0025 | |
| 7/21/2016 | <0.0025 | |
| 1/25/2017 | <0.0025 | |
| 8/3/2017 | 0.012 (O) | |
| 1/23/2018 | <0.0025 | |
| 6/20/2018 | <0.0025 | |
| 1/28/2019 | 0.00047 (J) | |
| 6/26/2019 | 0.00047 (J) | |
| 9/11/2019 | 0.0014 | |
| 3/11/2020 | 0.0005 (J) | |
| 9/11/2020 | 0.00053 (J) | |
| 3/16/2021 | 0.00059 (J) | |
| 8/24/2021 | 0.00043 (J) | |
| 3/2/2022 | 0.00064 (J) | |
| 8/10/2022 | 0.00063 (J) | |
| 2/20/2023 | 0.00077 (J) | |
| 8/16/2023 | 0.00079 (J) | |
| 2/22/2024 | | 0.00065 (J) |
| 8/5/2024 | | 0.0007 (J) |
| 2/13/2025 | | 0.00067 (J) |
| 8/14/2025 | | 0.00055 (J) |

ND substitution: RL or RL/2 if <15% NDs.

# Mann-Whitney (Wilcoxon Rank Sum)

Constituent: Nickel (mg/L) Analysis Run 3/31/2026 5:07 AM View: Mann-Whitney

Plant Wansley Client: Southern Company Data: Wansley Landfill

| | GWC-35 | GWC-35 |
|---|---|---|
| 9/16/2011 | 0.0037 | |
| 10/31/2011 | 0.0047 | |
| 12/12/2011 | 0.0048 | |
| 2/1/2012 | 0.0027 | |
| 7/16/2012 | 0.0035 | |
| 1/22/2013 | 0.003 | |
| 7/2/2013 | 0.0027 | |
| 1/21/2014 | 0.002 (J) | |
| 6/25/2014 | 0.0026 | |
| 1/14/2015 | 0.0021 (J) | |
| 7/28/2015 | 0.0016 (J) | |
| 1/21/2016 | 0.0017 (J) | |
| 7/21/2016 | <0.0025 | |
| 1/26/2017 | <0.0025 | |
| 8/3/2017 | <0.0025 | |
| 1/23/2018 | <0.0025 | |
| 6/19/2018 | <0.0025 | |
| 1/21/2019 | 0.0011 | |
| 6/26/2019 | 0.0013 | |
| 9/12/2019 | 0.0012 | |
| 3/11/2020 | 0.001 | |
| 9/11/2020 | 0.00095 (J) | |
| 3/16/2021 | 0.0011 | |
| 8/18/2021 | 0.00094 (J) | |
| 3/2/2022 | 0.0015 | |
| 8/15/2022 | 0.0014 | |
| 2/20/2023 | 0.0012 | |
| 8/16/2023 | 0.002 | |
| 2/22/2024 | | 0.0019 |
| 8/5/2024 | | 0.003 |
| 2/18/2025 | | 0.0026 |
| 8/14/2025 | | 0.0019 (J) |

ND substitution: RL or RL/2 if <15% NDs.

# Mann-Whitney (Wilcoxon Rank Sum)

Constituent: pH, Field (SU) Analysis Run 3/31/2026 5:07 AM View: Mann-Whitney

Plant Wansley Client: Southern Company Data: Wansley Landfill

| | GWA-1 | GWA-1 |
|---|---|---|
| 1/21/2016 | 5.03 | |
| 3/23/2016 | 5.56 | |
| 5/20/2016 | 5.62 | |
| 7/21/2016 | 5.500376 | |
| 9/15/2016 | 5.31 | |
| 11/11/2016 | 5.4 | |
| 1/19/2017 | 5.73 | |
| 3/16/2017 | 5.25 | |
| 4/28/2017 | 5.35 | |
| 8/3/2017 | 5.32 | |
| 10/4/2017 | 5.44 | |
| 1/19/2018 | 5.39 | |
| 6/19/2018 | 5.27 | |
| 9/25/2018 | 5.27 | |
| 1/17/2019 | 5.43 | |
| 6/24/2019 | 5.3 | |
| 9/9/2019 | 5.37 | |
| 3/10/2020 | 5.42 | |
| 9/9/2020 | 5.62 | |
| 3/15/2021 | 5.55 | |
| 8/16/2021 | 5.48 | |
| 2/28/2022 | 5.29 | |
| 8/9/2022 | 5.33 | |
| 2/14/2023 | 5.56 | |
| 8/9/2023 | 5.26 | |
| 2/13/2024 | | 5.35 |
| 7/30/2024 | | 5.47 |
| 2/11/2025 | | 5.36 |
| 8/12/2025 | | 5.25 |

# Mann-Whitney (Wilcoxon Rank Sum)

Constituent: pH, Field (SU) Analysis Run 3/31/2026 5:07 AM View: Mann-Whitney

Plant Wansley Client: Southern Company Data: Wansley Landfill

| | GWA-2 | GWA-2 |
|---|---|---|
| 1/20/2016 | 5.47 | |
| 3/23/2016 | 5.85 | |
| 5/24/2016 | 5.86 | |
| 7/26/2016 | 5.808275 | |
| 9/15/2016 | 5.711552 | |
| 11/10/2016 | 5.63 | |
| 1/19/2017 | 5.63 | |
| 3/17/2017 | 5.68 | |
| 4/28/2017 | 5.77 | |
| 8/2/2017 | 5.67 | |
| 10/3/2017 | 5.53 | |
| 1/19/2018 | 5.68 | |
| 6/19/2018 | 5.84 | |
| 9/25/2018 | 5.52 | |
| 1/17/2019 | 5.81 | |
| 6/24/2019 | 5.75 | |
| 9/10/2019 | 5.63 | |
| 3/10/2020 | 5.72 | |
| 9/10/2020 | 5.41 | |
| 3/15/2021 | 5.44 | |
| 8/18/2021 | 5.58 | |
| 3/1/2022 | 5.65 | |
| 8/9/2022 | 5.64 | |
| 2/14/2023 | 5.64 | |
| 8/9/2023 | 5.56 | |
| 2/14/2024 | | 5.67 |
| 7/30/2024 | | 4.88 |
| 2/11/2025 | | 5.66 |
| 8/12/2025 | | 5.64 |

# Mann-Whitney (Wilcoxon Rank Sum)

Constituent: pH, Field (SU) Analysis Run 3/31/2026 5:07 AM View: Mann-Whitney

Plant Wansley Client: Southern Company Data: Wansley Landfill

| | GWA-4 | GWA-4 |
|---|---|---|
| 5/19/2016 | 6.45 | |
| 7/21/2016 | 6.449699 | |
| 9/14/2016 | 6.339431 | |
| 11/10/2016 | 6.19 | |
| 1/17/2017 | 6.18 | |
| 3/16/2017 | 6.1 | |
| 4/27/2017 | 6.51 | |
| 4/28/2017 | 6.51 | |
| 8/2/2017 | 6.23 | |
| 10/3/2017 | 6.06 | |
| 1/22/2018 | 6.3 | |
| 6/19/2018 | 6.2 | |
| 9/25/2018 | 6.21 | |
| 1/17/2019 | 6.29 | |
| 6/24/2019 | 6.12 | |
| 9/10/2019 | 6.18 | |
| 3/10/2020 | 6.24 | |
| 9/9/2020 | 6.19 | |
| 3/15/2021 | 6 | |
| 8/18/2021 | 6.22 | |
| 3/1/2022 | 6.29 | |
| 8/9/2022 | 6.3 | |
| 2/14/2023 | 6.2 | |
| 8/9/2023 | 6.41 | |
| 2/14/2024 | | 6.38 |
| 7/29/2024 | | 6.04 |
| 2/10/2025 | | 6.34 |
| 8/12/2025 | | 6.29 |

# Mann-Whitney (Wilcoxon Rank Sum)

Constituent: pH, Field (SU) Analysis Run 3/31/2026 5:07 AM View: Mann-Whitney

Plant Wansley Client: Southern Company Data: Wansley Landfill

| | GWA-28 | GWA-28 |
|---|---|---|
| 1/22/2016 | 6.27 | |
| 3/22/2016 | 6.72 | |
| 5/23/2016 | 6.29 | |
| 7/25/2016 | 6.178217 | |
| 9/16/2016 | 6.087127 | |
| 11/9/2016 | 6 | |
| 1/17/2017 | 6.09 | |
| 3/16/2017 | 5.98 | |
| 4/27/2017 | 5.96 | |
| 8/1/2017 | 6.01 | |
| 10/3/2017 | 6.13 | |
| 1/19/2018 | 6.15 | |
| 6/19/2018 | 5.96 | |
| 9/25/2018 | 5.94 | |
| 1/21/2019 | 5.92 | |
| 6/25/2019 | 6.03 | |
| 9/10/2019 | 5.79 | |
| 3/10/2020 | 6.05 | |
| 9/9/2020 | 5.9 | |
| 3/15/2021 | 6.09 | |
| 8/16/2021 | 6.21 | |
| 3/1/2022 | 5.96 | |
| 8/9/2022 | 6.08 | |
| 2/14/2023 | 6.12 | |
| 8/9/2023 | 6.16 | |
| 2/14/2024 | | 6.29 |
| 7/29/2024 | | 5.88 |
| 2/10/2025 | | 6.06 |
| 8/12/2025 | | 6.21 |

# Mann-Whitney (Wilcoxon Rank Sum)

Constituent: pH, Field (SU) Analysis Run 3/31/2026 5:07 AM View: Mann-Whitney

Plant Wansley Client: Southern Company Data: Wansley Landfill

| | GWA-29 | GWA-29 |
|---|---|---|
| 1/19/2016 | 5.92 | |
| 3/22/2016 | 5.92 | |
| 5/19/2016 | 5.95 | |
| 7/21/2016 | 6.049508 | |
| 9/15/2016 | 6.180374 | |
| 3/15/2017 | 5.86 | |
| 4/27/2017 | 5.85 | |
| 8/1/2017 | 5.86 | |
| 10/3/2017 | 6.01 | |
| 1/19/2018 | 5.83 | |
| 6/19/2018 | 5.77 | |
| 9/25/2018 | 5.92 | |
| 1/18/2019 | 5.86 | |
| 6/25/2019 | 5.96 | |
| 9/10/2019 | 5.94 | |
| 3/10/2020 | 5.75 | |
| 9/9/2020 | 5.63 | |
| 3/15/2021 | 5.51 | |
| 8/18/2021 | 5.79 | |
| 3/2/2022 | 5.87 | |
| 8/9/2022 | 5.9 | |
| 2/13/2023 | 5.64 | |
| 8/8/2023 | 5.94 | |
| 2/14/2024 | | 5.86 |
| 7/30/2024 | | 5.55 |
| 2/11/2025 | | 5.85 |
| 8/12/2025 | | 5.84 |

# Mann-Whitney (Wilcoxon Rank Sum)

Constituent: pH, Field (SU) Analysis Run 3/31/2026 5:07 AM View: Mann-Whitney

Plant Wansley Client: Southern Company Data: Wansley Landfill

| | GWC-5 | GWC-5 |
|---|---|---|
| 1/20/2016 | 6.15 | |
| 3/28/2016 | 7.05 | |
| 5/23/2016 | 6.47 | |
| 7/21/2016 | 6.424029 | |
| 9/15/2016 | 6.26111 | |
| 11/15/2016 | 6.29 | |
| 1/26/2017 | 6.29 | |
| 5/2/2017 | 6.98 | |
| 8/3/2017 | 6.18 | |
| 10/3/2017 | 6.2 | |
| 1/23/2018 | 6.44 | |
| 6/25/2018 | 6.42 | |
| 10/3/2018 | 6.33 | |
| 1/30/2019 | 6.94 | |
| 6/26/2019 | 6.42 | |
| 9/12/2019 | 6.34 | |
| 3/16/2020 | 6.35 | |
| 9/9/2020 | 6.4 | |
| 3/17/2021 | 6.62 | |
| 8/19/2021 | 6.42 | |
| 3/2/2022 | 6.31 | |
| 8/11/2022 | 6.31 | |
| 2/20/2023 | 6.28 | |
| 8/14/2023 | 6.28 | |
| 2/14/2024 | | 6.31 |
| 7/31/2024 | | 6.23 |
| 2/14/2025 | | 6.21 |
| 8/18/2025 | | 6.37 |

# Mann-Whitney (Wilcoxon Rank Sum)

Constituent: pH, Field (SU) Analysis Run 3/31/2026 5:07 AM View: Mann-Whitney

Plant Wansley Client: Southern Company Data: Wansley Landfill

| | GWC-6 | GWC-6 |
|---|---|---|
| 1/20/2016 | 5.97 | |
| 3/28/2016 | 6.5 | |
| 5/24/2016 | 6 | |
| 7/21/2016 | 6.08222 | |
| 9/15/2016 | 6.011749 | |
| 11/16/2016 | 5.99 | |
| 1/26/2017 | 6.12 | |
| 5/2/2017 | 5.86 | |
| 8/3/2017 | 5.92 | |
| 10/3/2017 | 5.9 | |
| 1/23/2018 | 6.08 | |
| 6/25/2018 | 5.86 | |
| 9/25/2018 | 5.87 | |
| 1/30/2019 | 5.99 | |
| 6/26/2019 | 5.82 | |
| 9/12/2019 | 6 | |
| 3/16/2020 | 5.86 | |
| 9/11/2020 | 5.71 | |
| 3/17/2021 | 6.1 | |
| 8/18/2021 | 5.9 | |
| 3/2/2022 | 5.89 | |
| 8/11/2022 | 5.97 | |
| 2/20/2023 | 5.94 | |
| 8/14/2023 | 5.93 | |
| 2/14/2024 | | 5.96 |
| 8/1/2024 | | 5.83 |
| 2/18/2025 | | 5.76 |
| 8/15/2025 | | 5.94 |

# Mann-Whitney (Wilcoxon Rank Sum)

Constituent: pH, Field (SU) Analysis Run 3/31/2026 5:07 AM View: Mann-Whitney

Plant Wansley Client: Southern Company Data: Wansley Landfill

| | GWC-7 | GWC-7 |
|---|---|---|
| 1/20/2016 | 6.23 | |
| 3/29/2016 | 6.42 | |
| 5/24/2016 | 6.38 | |
| 7/22/2016 | 6.438562 | |
| 9/15/2016 | 6.380158 | |
| 11/16/2016 | 6.35 | |
| 1/26/2017 | 6.45 | |
| 5/2/2017 | 6.32 | |
| 8/4/2017 | 6.35 | |
| 10/3/2017 | 6.34 | |
| 1/23/2018 | 6.55 | |
| 6/25/2018 | 6.26 | |
| 10/2/2018 | 6.31 | |
| 1/21/2019 | 6.33 | |
| 6/25/2019 | 6.23 | |
| 9/10/2019 | 6.3 | |
| 3/12/2020 | 6.45 | |
| 9/14/2020 | 6.14 | |
| 3/16/2021 | 6.5 | |
| 8/19/2021 | 6.38 | |
| 3/2/2022 | 6.4 | |
| 8/11/2022 | 6.44 | |
| 2/21/2023 | 6.5 | |
| 8/9/2023 | 6.43 | |
| 2/21/2024 | | 6.46 |
| 8/1/2024 | | 6.59 |
| 2/13/2025 | | 6.45 |
| 8/18/2025 | | 6.49 |

# Mann-Whitney (Wilcoxon Rank Sum)

Constituent: pH, Field (SU) Analysis Run 3/31/2026 5:07 AM View: Mann-Whitney

Plant Wansley Client: Southern Company Data: Wansley Landfill

| | GWC-8 | GWC-8 |
|---|---|---|
| 1/26/2016 | 5.99 | |
| 3/29/2016 | 6.45 | |
| 5/24/2016 | 6.17 | |
| 7/26/2016 | 6.291124 | |
| 9/19/2016 | 6.046436 | |
| 11/16/2016 | 5.96 | |
| 1/26/2017 | 6.14 | |
| 3/23/2017 | 5.95 | |
| 5/2/2017 | 6.11 | |
| 8/7/2017 | 6.02 | |
| 10/5/2017 | 5.76 | |
| 1/24/2018 | 5.91 | |
| 6/21/2018 | 5.9 | |
| 9/26/2018 | 5.9 | |
| 1/22/2019 | 5.95 | |
| 6/25/2019 | 5.85 | |
| 9/10/2019 | 5.9 | |
| 1/13/2020 | 5.89 | |
| 3/12/2020 | 5.86 | |
| 9/14/2020 | 5.64 | |
| 3/16/2021 | 5.99 | |
| 8/20/2021 | 5.91 | |
| 3/2/2022 | 5.89 | |
| 8/11/2022 | 5.9 | |
| 2/15/2023 | 6.03 | |
| 8/9/2023 | 5.88 | |
| 2/21/2024 | | 5.86 |
| 7/30/2024 | | 5.78 |
| 2/13/2025 | | 5.86 |
| 8/13/2025 | | 5.86 |

# Mann-Whitney (Wilcoxon Rank Sum)

Constituent: pH, Field (SU) Analysis Run 3/31/2026 5:07 AM View: Mann-Whitney

Plant Wansley Client: Southern Company Data: Wansley Landfill

| | GWC-9 | GWC-9 |
|---|---|---|
| 3/29/2016 | 5.86 | |
| 5/24/2016 | 5.81 | |
| 7/25/2016 | 5.876175 | |
| 9/19/2016 | 5.720024 | |
| 11/16/2016 | 5.77 | |
| 1/31/2017 | 5.75 | |
| 3/23/2017 | 5.97 | |
| 5/2/2017 | 6.11 | |
| 8/7/2017 | 5.78 | |
| 10/3/2017 | 5.84 | |
| 1/24/2018 | 5.98 | |
| 6/21/2018 | 5.68 | |
| 9/26/2018 | 5.71 | |
| 1/22/2019 | 5.8 | |
| 6/25/2019 | 5.71 | |
| 9/16/2019 | 5.69 | |
| 3/16/2020 | 5.8 | |
| 9/11/2020 | 5.4 | |
| 3/16/2021 | 5.78 | |
| 8/25/2021 | 5.55 | |
| 3/9/2022 | 5.53 | |
| 8/16/2022 | 5.53 | |
| 10/12/2022 | 5.51 | |
| 2/15/2023 | 5.56 | |
| 8/9/2023 | 5.55 | |
| 9/27/2023 | | 5.71 |
| 2/19/2024 | | 5.4 |
| 7/31/2024 | | 5.22 |
| 9/30/2024 | | 5.43 |
| 2/18/2025 | | 5.26 |
| 8/13/2025 | | 5.54 |

# Mann-Whitney (Wilcoxon Rank Sum)

Constituent: pH, Field (SU) Analysis Run 3/31/2026 5:07 AM View: Mann-Whitney

Plant Wansley Client: Southern Company Data: Wansley Landfill

| | GWC-10 | GWC-10 |
|---|---|---|
| 1/25/2016 | 6.27 | |
| 5/25/2016 | 6.44 | |
| 7/27/2016 | 6.364588 | |
| 9/16/2016 | 6.202937 | |
| 11/17/2016 | 5.95 | |
| 1/31/2017 | 6.47 | |
| 5/2/2017 | 6.69 | |
| 8/8/2017 | 6.67 | |
| 1/24/2018 | 6.47 | |
| 6/21/2018 | 5.76 | |
| 9/27/2018 | 5.5 | |
| 1/31/2019 | 5.75 | |
| 6/26/2019 | 5.78 | |
| 9/17/2019 | 5.55 | |
| 3/17/2020 | 5.96 | |
| 9/10/2020 | 5.3 | |
| 12/2/2020 | 5.72 | |
| 3/18/2021 | 6.13 | |
| 8/20/2021 | 5.68 | |
| 3/8/2022 | 5.9 | |
| 8/16/2022 | 6.16 | |
| 2/15/2023 | 5.76 | |
| 8/10/2023 | 5.78 | |
| 2/20/2024 | | 5.97 |
| 7/31/2024 | | 5.94 |
| 2/19/2025 | | 5.68 |
| 8/19/2025 | | 5.28 |

# Mann-Whitney (Wilcoxon Rank Sum)

Constituent: pH, Field (SU) Analysis Run 3/31/2026 5:07 AM View: Mann-Whitney

Plant Wansley Client: Southern Company Data: Wansley Landfill

| | GWC-11 | GWC-11 |
|---|---|---|
| 1/26/2016 | 6.11 | |
| 3/29/2016 | 6.59 | |
| 5/25/2016 | 6.31 | |
| 7/25/2016 | 6.287783 | |
| 9/19/2016 | 6.191975 | |
| 11/16/2016 | 6.04 | |
| 1/31/2017 | 5.94 | |
| 3/23/2017 | 6.06 | |
| 5/2/2017 | 5.95 | |
| 8/7/2017 | 6.11 | |
| 10/4/2017 | 6.02 | |
| 10/13/2017 | 6.24 | |
| 1/24/2018 | 6.17 | |
| 6/20/2018 | 5.92 | |
| 9/27/2018 | 5.97 | |
| 1/24/2019 | 6.25 | |
| 6/26/2019 | 5.97 | |
| 9/16/2019 | 6.07 | |
| 3/16/2020 | 5.92 | |
| 9/10/2020 | 5.82 | |
| 3/17/2021 | 6.23 | |
| 8/23/2021 | 6.02 | |
| 3/7/2022 | 6.1 | |
| 8/15/2022 | 6.04 | |
| 2/21/2023 | 5.96 | |
| 8/14/2023 | 5.98 | |
| 2/14/2024 | | 6.46 |
| 8/6/2024 | | 5.93 |
| 2/18/2025 | | 6.05 |
| 4/16/2025 | | 6.21 (R) |
| 8/18/2025 | | 6.11 |
| 10/15/2025 | | 5.99 |

# Mann-Whitney (Wilcoxon Rank Sum)

Constituent: pH, Field (SU) Analysis Run 3/31/2026 5:07 AM View: Mann-Whitney

Plant Wansley Client: Southern Company Data: Wansley Landfill

| | GWC-12 | GWC-12 |
|---|---|---|
| 1/26/2016 | 7.37 | |
| 3/29/2016 | 7.53 | |
| 5/25/2016 | 7.44 | |
| 7/22/2016 | 7.57 | |
| 9/15/2016 | 7.450908 | |
| 11/16/2016 | 6.99 | |
| 1/31/2017 | 7.37 | |
| 3/23/2017 | 7.41 | |
| 5/3/2017 | 7.32 | |
| 8/7/2017 | 7.25 | |
| 10/4/2017 | 7.58 | |
| 1/24/2018 | 7.02 | |
| 6/26/2018 | 7.43 | |
| 9/28/2018 | 7.3 | |
| 1/25/2019 | 7.49 | |
| 6/26/2019 | 7.28 | |
| 9/11/2019 | 7.47 | |
| 3/18/2020 | 7.55 | |
| 9/10/2020 | 7.15 | |
| 3/16/2021 | 7.62 | |
| 8/19/2021 | 7.26 | |
| 3/7/2022 | 7.32 | |
| 5/3/2022 | 7.34 | |
| 8/16/2022 | 7.39 | |
| 11/29/2022 | 7.34 | |
| 2/15/2023 | 6.98 | |
| 8/14/2023 | 7.2 | |
| 2/20/2024 | | 7.46 |
| 8/6/2024 | | 7.45 |
| 2/17/2025 | | 7.28 |
| 8/18/2025 | | 7.43 |

# Mann-Whitney (Wilcoxon Rank Sum)

Constituent: pH, Field (SU) Analysis Run 3/31/2026 5:07 AM View: Mann-Whitney

Plant Wansley Client: Southern Company Data: Wansley Landfill

| | GWC-13 | GWC-13 |
|---|---|---|
| 1/27/2016 | 6.52 | |
| 3/29/2016 | 7.49 | |
| 5/25/2016 | 6.76 | |
| 7/26/2016 | 6.859244 | |
| 9/15/2016 | 6.735831 | |
| 11/17/2016 | 6.63 | |
| 1/31/2017 | 6.76 | |
| 3/23/2017 | 6.85 | |
| 5/3/2017 | 6.57 | |
| 8/4/2017 | 6.77 | |
| 10/5/2017 | 6.81 | |
| 1/25/2018 | 6.63 | |
| 6/20/2018 | 6.66 | |
| 10/2/2018 | 6.91 | |
| 1/22/2019 | 6.61 | |
| 6/25/2019 | 6.54 | |
| 9/12/2019 | 6.73 | |
| 3/12/2020 | 6.68 | |
| 9/10/2020 | 6.69 | |
| 3/17/2021 | 7.19 | |
| 8/23/2021 | 6.52 | |
| 3/8/2022 | 6.93 | |
| 8/15/2022 | 7.03 | |
| 2/21/2023 | 6.62 | |
| 8/16/2023 | 6.61 | |
| 2/19/2024 | | 7.14 |
| 3/27/2024 | | 7 |
| 8/5/2024 | | 6.55 |
| 2/18/2025 | | 6.54 |
| 8/19/2025 | | 6.69 |

# Mann-Whitney (Wilcoxon Rank Sum)

Constituent: pH, Field (SU) Analysis Run 3/31/2026 5:07 AM View: Mann-Whitney

Plant Wansley Client: Southern Company Data: Wansley Landfill

| | GWC-14 | GWC-14 |
|---|---|---|
| 1/27/2016 | 5.88 | |
| 3/30/2016 | 6.01 | |
| 5/25/2016 | 5.52 | |
| 7/26/2016 | 6.066915 | |
| 9/15/2016 | 5.1 | |
| 11/17/2016 | 5.05 | |
| 2/1/2017 | 5.5 | |
| 3/23/2017 | 5.41 | |
| 5/3/2017 | 5.71 | |
| 8/7/2017 | 5.03 | |
| 10/4/2017 | 5.11 | |
| 1/25/2018 | 5.64 | |
| 6/20/2018 | 5.05 | |
| 10/1/2018 | 5.59 | |
| 1/22/2019 | 5.72 | |
| 6/25/2019 | 5.49 | |
| 9/12/2019 | 4.92 | |
| 3/17/2020 | 5.63 | |
| 9/10/2020 | 5 | |
| 3/17/2021 | 5.31 | |
| 8/23/2021 | 5.48 | |
| 3/7/2022 | 5.5 | |
| 5/3/2022 | 5.27 | |
| 8/16/2022 | 5.04 | |
| 2/17/2023 | 5.73 | |
| 8/14/2023 | 5.97 | |
| 2/19/2024 | | 5.66 |
| 8/6/2024 | | 5.24 |
| 2/17/2025 | | 5.94 |
| 8/19/2025 | | 5.35 |

# Mann-Whitney (Wilcoxon Rank Sum)

Constituent: pH, Field (SU) Analysis Run 3/31/2026 5:07 AM View: Mann-Whitney

Plant Wansley Client: Southern Company Data: Wansley Landfill

| | GWC-15 | GWC-15 |
|---|---|---|
| 1/27/2016 | 6.67 | |
| 3/30/2016 | 6.7 | |
| 5/25/2016 | 6.52 | |
| 7/26/2016 | 6.719922 | |
| 9/20/2016 | 6.519229 | |
| 11/17/2016 | 6.54 | |
| 2/1/2017 | 6.56 | |
| 5/3/2017 | 6.5 | |
| 8/4/2017 | 6.55 | |
| 10/4/2017 | 6.67 | |
| 1/25/2018 | 6.45 | |
| 6/20/2018 | 7.24 | |
| 10/1/2018 | 6.5 | |
| 1/22/2019 | 6.48 | |
| 6/25/2019 | 6.43 | |
| 9/17/2019 | 6.54 | |
| 3/16/2020 | 6.58 | |
| 5/4/2020 | 6.9 | |
| 9/10/2020 | 6.31 | |
| 3/18/2021 | 6.92 | |
| 8/24/2021 | 6.43 | |
| 3/7/2022 | 6.5 | |
| 5/4/2022 | 6.51 | |
| 6/7/2022 | 6.44 | |
| 8/16/2022 | 6.54 | |
| 2/21/2023 | 7.22 | |
| 8/14/2023 | 6.7 | |
| 2/21/2024 | | 6.62 |
| 8/6/2024 | | 6.49 |
| 2/18/2025 | | 6.45 |
| 8/18/2025 | | 6.66 |

# Mann-Whitney (Wilcoxon Rank Sum)

Constituent: pH, Field (SU) Analysis Run 3/31/2026 5:07 AM View: Mann-Whitney

Plant Wansley Client: Southern Company Data: Wansley Landfill

| | GWC-16 | GWC-16 |
|---|---|---|
| 1/27/2016 | 6.03 | |
| 5/25/2016 | 6.22 | |
| 7/27/2016 | 6.30178 | |
| 9/16/2016 | 6.096227 | |
| 11/17/2016 | 5.9 | |
| 2/1/2017 | 6.14 | |
| 3/24/2017 | 5.99 | |
| 5/3/2017 | 6.06 | |
| 8/7/2017 | 6.12 | |
| 10/5/2017 | 6.19 | |
| 1/25/2018 | 6.1 | |
| 6/20/2018 | 6.08 | |
| 10/1/2018 | 6.12 | |
| 1/25/2019 | 6.05 | |
| 6/25/2019 | 6.08 | |
| 9/11/2019 | 6.22 | |
| 3/17/2020 | 6.35 | |
| 9/11/2020 | 5.85 | |
| 3/17/2021 | 6.16 | |
| 8/20/2021 | 5.98 | |
| 3/8/2022 | 6.03 | |
| 8/16/2022 | 6.13 | |
| 2/20/2023 | 6.08 | |
| 8/14/2023 | 6.09 | |
| 2/21/2024 | | 6.12 |
| 8/5/2024 | | 5.88 |
| 2/11/2025 | | 6.15 |
| 8/15/2025 | | 6.14 |

# Mann-Whitney (Wilcoxon Rank Sum)

Constituent: pH, Field (SU) Analysis Run 3/31/2026 5:07 AM View: Mann-Whitney

Plant Wansley Client: Southern Company Data: Wansley Landfill

| | GWC-17 | GWC-17 |
|---|---|---|
| 1/27/2016 | 6.27 | |
| 3/30/2016 | 6.22 | |
| 5/25/2016 | 6.24 | |
| 7/27/2016 | 6.321385 | |
| 9/19/2016 | 6.272624 | |
| 11/17/2016 | 6.11 | |
| 2/1/2017 | 6.18 | |
| 3/24/2017 | 6.34 | |
| 5/3/2017 | 6.09 | |
| 8/7/2017 | 6.16 | |
| 10/4/2017 | 6.18 | |
| 1/25/2018 | 6.2 | |
| 6/26/2018 | 6.1 | |
| 10/2/2018 | 6.16 | |
| 1/24/2019 | 6.31 | |
| 6/25/2019 | 6.12 | |
| 9/11/2019 | 6.39 | |
| 3/17/2020 | 6.09 | |
| 9/14/2020 | 6.37 | |
| 3/16/2021 | 6.22 | |
| 8/20/2021 | 6.05 | |
| 3/8/2022 | 6.06 | |
| 5/4/2022 | 6.08 | |
| 8/11/2022 | 5.95 | |
| 2/20/2023 | 6.06 | |
| 8/10/2023 | 6.13 | |
| 2/20/2024 | | 6.01 |
| 8/7/2024 | | 6.1 |
| 2/13/2025 | | 6 |
| 8/13/2025 | | 6.06 |

# Mann-Whitney (Wilcoxon Rank Sum)

Constituent: pH, Field (SU) Analysis Run 3/31/2026 5:07 AM View: Mann-Whitney

Plant Wansley Client: Southern Company Data: Wansley Landfill

| | GWC-18 | GWC-18 |
|---|---|---|
| 3/30/2016 | 6.03 | |
| 5/26/2016 | 6.03 | |
| 7/25/2016 | 6.066342 | |
| 9/19/2016 | 6.040669 | |
| 2/1/2017 | 5.98 | |
| 3/24/2017 | 5.85 | |
| 5/3/2017 | 5.92 | |
| 8/7/2017 | 5.98 | |
| 10/5/2017 | 5.87 | |
| 1/25/2018 | 6.03 | |
| 6/21/2018 | 5.87 | |
| 9/28/2018 | 5.77 | |
| 1/28/2019 | 6.03 | |
| 6/27/2019 | 5.78 | |
| 9/11/2019 | 6.02 | |
| 3/17/2020 | 5.88 | |
| 9/14/2020 | 5.77 | |
| 3/16/2021 | 6.02 | |
| 8/24/2021 | 5.9 | |
| 3/8/2022 | 6.01 | |
| 8/11/2022 | 5.76 | |
| 2/20/2023 | 5.87 | |
| 8/9/2023 | 5.99 | |
| 2/21/2024 | | 5.82 |
| 8/7/2024 | | 5.71 |
| 2/13/2025 | | 5.89 |
| 8/13/2025 | | 5.82 |

# Mann-Whitney (Wilcoxon Rank Sum)

Constituent: pH, Field (SU) Analysis Run 3/31/2026 5:07 AM View: Mann-Whitney

Plant Wansley Client: Southern Company Data: Wansley Landfill

| | GWC-19 | GWC-19 |
|---|---|---|
| 1/27/2016 | 6.14 | |
| 3/30/2016 | 6.1 | |
| 5/26/2016 | 5.99 | |
| 7/25/2016 | 6.063209 | |
| 9/19/2016 | 6.059689 | |
| 11/17/2016 | 5.97 | |
| 3/24/2017 | 5.82 | |
| 5/3/2017 | 5.89 | |
| 8/7/2017 | 5.93 | |
| 10/5/2017 | 5.79 | |
| 1/25/2018 | 5.89 | |
| 6/21/2018 | 5.78 | |
| 9/27/2018 | 5.82 | |
| 1/28/2019 | 5.96 | |
| 6/26/2019 | 5.78 | |
| 9/12/2019 | 5.92 | |
| 3/18/2020 | 5.71 | |
| 9/15/2020 | 5.72 | |
| 3/17/2021 | 5.95 | |
| 8/24/2021 | 5.78 | |
| 3/8/2022 | 5.81 | |
| 5/4/2022 | 5.72 | |
| 8/11/2022 | 5.7 | |
| 2/21/2023 | 5.73 | |
| 8/9/2023 | 5.87 | |
| 2/21/2024 | | 5.77 |
| 8/6/2024 | | 5.64 |
| 2/14/2025 | | 5.79 |
| 8/13/2025 | | 5.81 |

# Mann-Whitney (Wilcoxon Rank Sum)

Constituent: pH, Field (SU) Analysis Run 3/31/2026 5:07 AM View: Mann-Whitney

Plant Wansley Client: Southern Company Data: Wansley Landfill

| | GWC-20 | GWC-20 |
|---|---|---|
| 1/27/2016 | 6.08 | |
| 3/30/2016 | 6.27 | |
| 5/26/2016 | 6.23 | |
| 7/25/2016 | 6.3145 | |
| 9/20/2016 | 6.379374 | |
| 2/2/2017 | 6.17 | |
| 3/28/2017 | 6.01 | |
| 5/4/2017 | 6.38 | |
| 8/7/2017 | 6.19 | |
| 10/6/2017 | 6.2 | |
| 1/26/2018 | 6.16 | |
| 6/21/2018 | 6.65 | |
| 9/27/2018 | 6.29 | |
| 1/28/2019 | 6.31 | |
| 6/25/2019 | 6.15 | |
| 9/11/2019 | 6.27 | |
| 3/18/2020 | 6.16 | |
| 9/15/2020 | 6.28 | |
| 3/16/2021 | 6.33 | |
| 8/24/2021 | 6.17 | |
| 3/7/2022 | 6.13 | |
| 8/16/2022 | 6.73 | |
| 2/22/2023 | 6.91 | |
| 8/9/2023 | 6.47 | |
| 2/20/2024 | | 6.87 |
| 8/2/2024 | | 6.15 |
| 2/14/2025 | | 6.1 |
| 8/12/2025 | | 6.49 |

# Mann-Whitney (Wilcoxon Rank Sum)

Constituent: pH, Field (SU) Analysis Run 3/31/2026 5:07 AM View: Mann-Whitney

Plant Wansley Client: Southern Company Data: Wansley Landfill

| | GWC-21 | GWC-21 |
|---|---|---|
| 1/26/2016 | 5.39 | |
| 3/30/2016 | 5.88 | |
| 5/26/2016 | 5.55 | |
| 7/26/2016 | 5.64011 | |
| 9/20/2016 | 5.721614 | |
| 11/17/2016 | 5.56 | |
| 3/28/2017 | 5.36 | |
| 5/4/2017 | 5.55 | |
| 8/7/2017 | 5.61 | |
| 10/6/2017 | 5.47 | |
| 1/26/2018 | 5.65 | |
| 6/20/2018 | 5.48 | |
| 9/27/2018 | 5.38 | |
| 1/24/2019 | 6.01 | |
| 6/25/2019 | 5.35 | |
| 9/11/2019 | 5.71 | |
| 3/18/2020 | 5.45 | |
| 9/15/2020 | 5.3 | |
| 3/16/2021 | 5.47 | |
| 8/19/2021 | 5.54 | |
| 3/7/2022 | 5.37 | |
| 8/16/2022 | 5.54 | |
| 2/21/2023 | 5.37 | |
| 8/9/2023 | 5.62 | |
| 2/19/2024 | | 5.51 |
| 7/30/2024 | | 5.28 |
| 2/11/2025 | | 5.79 |
| 8/12/2025 | | 5.68 |

# Mann-Whitney (Wilcoxon Rank Sum)

Constituent: pH, Field (SU) Analysis Run 3/31/2026 5:07 AM View: Mann-Whitney

Plant Wansley Client: Southern Company Data: Wansley Landfill

| | GWC-22 | GWC-22 |
|---|---|---|
| 1/26/2016 | 6.46 | |
| 3/31/2016 | 6.53 | |
| 5/26/2016 | 6.69 | |
| 7/26/2016 | 6.620398 | |
| 9/20/2016 | 6.475767 | |
| 11/17/2016 | 6.52 | |
| 3/28/2017 | 6.87 | |
| 5/3/2017 | 6.59 | |
| 8/8/2017 | 6.59 | |
| 10/5/2017 | 6.4 | |
| 1/25/2018 | 6.49 | |
| 6/20/2018 | 6.42 | |
| 10/1/2018 | 6.7 | |
| 1/24/2019 | 6.69 | |
| 6/25/2019 | 6.59 | |
| 9/10/2019 | 6.44 | |
| 3/18/2020 | 6.85 | |
| 9/10/2020 | 6.86 | |
| 3/15/2021 | 6.78 | |
| 8/19/2021 | 6.58 | |
| 3/8/2022 | 6.41 | |
| 5/4/2022 | 6.41 | |
| 8/17/2022 | 6.61 | |
| 2/14/2023 | 6.56 | |
| 8/14/2023 | 6.79 | |
| 2/14/2024 | | 6.94 |
| 8/6/2024 | | 6.52 |
| 2/11/2025 | | 6.54 |
| 8/12/2025 | | 6.54 |

# Mann-Whitney (Wilcoxon Rank Sum)

Constituent: pH, Field (SU) Analysis Run 3/31/2026 5:08 AM View: Mann-Whitney

Plant Wansley Client: Southern Company Data: Wansley Landfill

| | GWC-23 | GWC-23 |
|---|---|---|
| 1/21/2016 | 6.24 | |
| 3/29/2016 | 4.87 (O) | |
| 5/25/2016 | 6.11 | |
| 7/27/2016 | 6.04 | |
| 9/20/2016 | 5.887537 | |
| 11/18/2016 | 6.32 | |
| 2/3/2017 | 5.91 | |
| 3/28/2017 | 5.86 | |
| 5/4/2017 | 6.2 | |
| 8/8/2017 | 6.07 | |
| 10/5/2017 | 5.95 | |
| 1/25/2018 | 6.06 | |
| 6/20/2018 | 5.84 | |
| 10/1/2018 | 5.96 | |
| 1/25/2019 | 5.97 | |
| 6/26/2019 | 5.86 | |
| 9/12/2019 | 5.93 | |
| 3/18/2020 | 6.06 | |
| 9/10/2020 | 5.8 | |
| 3/18/2021 | 6.01 | |
| 8/23/2021 | 5.9 | |
| 3/9/2022 | 5.5 | |
| 8/16/2022 | 5.86 | |
| 2/21/2023 | 5.88 | |
| 8/15/2023 | 5.93 | |
| 2/19/2024 | | 5.96 |
| 7/30/2024 | | 5.62 |
| 2/11/2025 | | 5.91 |
| 8/12/2025 | | 5.72 |

# Mann-Whitney (Wilcoxon Rank Sum)

Constituent: pH, Field (SU) Analysis Run 3/31/2026 5:08 AM View: Mann-Whitney

Plant Wansley Client: Southern Company Data: Wansley Landfill

| | GWC-24 | GWC-24 |
|---|---|---|
| 1/20/2016 | 5.41 | |
| 5/25/2016 | 6.46 | |
| 7/27/2016 | 6.119047 | |
| 9/16/2016 | 6.310241 | |
| 11/18/2016 | 5.62 | |
| 2/6/2017 | 5.36 | |
| 3/28/2017 | 5.87 | |
| 5/3/2017 | 7.5 (O) | |
| 10/4/2017 | 5.54 | |
| 1/25/2018 | 5.74 | |
| 6/27/2018 | 5.51 | |
| 9/28/2018 | 5.28 | |
| 1/31/2019 | 5.28 | |
| 6/26/2019 | 5.59 | |
| 9/11/2019 | 5.21 | |
| 3/12/2020 | 5.33 | |
| 9/15/2020 | 4.97 | |
| 3/18/2021 | 5.16 | |
| 8/19/2021 | 5.1 | |
| 3/10/2022 | 5.14 | |
| 8/18/2022 | 5.08 | |
| 2/16/2023 | 5.08 | |
| 8/16/2023 | 5.14 | |
| 2/22/2024 | | 5.39 |
| 8/6/2024 | | 5.3 |
| 2/14/2025 | | 5.16 |
| 8/14/2025 | | 5.2 |

# Mann-Whitney (Wilcoxon Rank Sum)

Constituent: pH, Field (SU) Analysis Run 3/31/2026 5:08 AM View: Mann-Whitney

Plant Wansley Client: Southern Company Data: Wansley Landfill

| | GWC-25 | GWC-25 |
|---|---|---|
| 1/20/2016 | 5.98 | |
| 3/28/2016 | 5.1 | |
| 5/25/2016 | 5.7 | |
| 7/27/2016 | 5.966094 | |
| 9/19/2016 | 6.031435 | |
| 11/15/2016 | 6.35 | |
| 1/20/2017 | 6.54 | |
| 1/23/2017 | 6.59 | |
| 3/23/2017 | 7.25 | |
| 3/24/2017 | 6.56 | |
| 8/3/2017 | 6.33 | |
| 10/5/2017 | 6.36 | |
| 1/24/2018 | 6.12 | |
| 6/27/2018 | 6.28 | |
| 9/26/2018 | 6.4 | |
| 1/24/2019 | 6 | |
| 6/25/2019 | 5.66 | |
| 9/11/2019 | 5.99 | |
| 1/14/2020 | 6.18 | |
| 3/12/2020 | 6.4 | |
| 9/14/2020 | 5.47 | |
| 3/17/2021 | 5.97 | |
| 8/19/2021 | 5.97 | |
| 3/8/2022 | 6.24 | |
| 8/10/2022 | 6 | |
| 2/21/2023 | 5.93 | |
| 8/15/2023 | 6.01 | |
| 2/21/2024 | | 6.18 |
| 8/1/2024 | | 6.19 |
| 2/14/2025 | | 6.12 |
| 8/13/2025 | | 6.39 |

# Mann-Whitney (Wilcoxon Rank Sum)

Constituent: pH, Field (SU) Analysis Run 3/31/2026 5:08 AM View: Mann-Whitney

Plant Wansley Client: Southern Company Data: Wansley Landfill

| | GWC-26 | GWC-26 |
|---|---|---|
| 3/24/2016 | 5.64 | |
| 5/24/2016 | 5.78 | |
| 7/26/2016 | 6.038068 | |
| 9/20/2016 | 5.701864 | |
| 11/14/2016 | 5.64 | |
| 1/19/2017 | 5.7 | |
| 3/16/2017 | 5.58 | |
| 5/1/2017 | 5.78 | |
| 8/3/2017 | 5.61 | |
| 10/4/2017 | 5.75 | |
| 1/22/2018 | 6 | |
| 6/27/2018 | 5.59 | |
| 9/27/2018 | 5.68 | |
| 1/24/2019 | 5.78 | |
| 6/25/2019 | 5.63 | |
| 9/12/2019 | 5.63 | |
| 3/13/2020 | 5.52 | |
| 9/15/2020 | 5.63 | |
| 3/17/2021 | 5.61 | |
| 8/19/2021 | 5.69 | |
| 3/9/2022 | 5.69 | |
| 8/10/2022 | 5.6 | |
| 2/21/2023 | 5.58 | |
| 8/16/2023 | 5.53 | |
| 2/20/2024 | | 5.53 |
| 8/2/2024 | | 5.61 |
| 2/13/2025 | | 5.7 |
| 8/13/2025 | | 5.66 |

# Mann-Whitney (Wilcoxon Rank Sum)

Constituent: pH, Field (SU) Analysis Run 3/31/2026 5:08 AM View: Mann-Whitney

Plant Wansley Client: Southern Company Data: Wansley Landfill

| | GWC-27 | GWC-27 |
|---|---|---|
| 1/22/2016 | 5.35 | |
| 3/23/2016 | 5.57 | |
| 5/24/2016 | 5.58 | |
| 7/26/2016 | 5.614371 | |
| 9/19/2016 | 5.506855 | |
| 11/11/2016 | 5.88 | |
| 1/20/2017 | 5.71 | |
| 3/16/2017 | 5.37 | |
| 4/28/2017 | 5.89 | |
| 8/3/2017 | 5.65 | |
| 10/3/2017 | 5.67 | |
| 1/19/2018 | 5.53 | |
| 6/27/2018 | 5.58 | |
| 9/27/2018 | 5.7 | |
| 1/24/2019 | 5.39 | |
| 6/26/2019 | 5.72 | |
| 9/12/2019 | 5.36 | |
| 3/12/2020 | 5.36 | |
| 9/9/2020 | 5.63 | |
| 3/18/2021 | 5.39 | |
| 8/23/2021 | 5.35 | |
| 3/8/2022 | 5.57 | |
| 8/10/2022 | 5.63 | |
| 2/20/2023 | 5.33 | |
| 8/15/2023 | 5.63 | |
| 2/20/2024 | | 5.42 |
| 7/30/2024 | | 5.27 |
| 2/11/2025 | | 5.51 |
| 8/13/2025 | | 5.56 |

# Mann-Whitney (Wilcoxon Rank Sum)

Constituent: pH, Field (SU) Analysis Run 3/31/2026 5:08 AM View: Mann-Whitney

Plant Wansley Client: Southern Company Data: Wansley Landfill

| | GWC-30 | GWC-30 |
|---|---|---|
| 1/19/2016 | 5.9 | |
| 3/23/2016 | 6.78 | |
| 5/20/2016 | 6.05 | |
| 7/21/2016 | 6.188237 | |
| 9/20/2016 | 6.075727 | |
| 11/14/2016 | 5.93 | |
| 1/24/2017 | 6.03 | |
| 3/17/2017 | 5.94 | |
| 5/1/2017 | 6 | |
| 8/4/2017 | 6.01 | |
| 10/4/2017 | 6.58 | |
| 1/24/2018 | 6.29 | |
| 6/21/2018 | 5.95 | |
| 10/3/2018 | 6.38 | |
| 1/30/2019 | 6.08 | |
| 6/27/2019 | 6.08 | |
| 9/10/2019 | 6.63 | |
| 3/11/2020 | 6.04 | |
| 9/10/2020 | 6.59 | |
| 3/18/2021 | 5.77 | |
| 8/23/2021 | 5.96 | |
| 3/2/2022 | 6.07 | |
| 8/10/2022 | 5.97 | |
| 2/14/2023 | 5.91 | |
| 8/16/2023 | 5.96 | |
| 2/21/2024 | | 5.96 |
| 8/5/2024 | | 6.02 |
| 2/13/2025 | | 6.12 |
| 8/14/2025 | | 6.14 |

# Mann-Whitney (Wilcoxon Rank Sum)

Constituent: pH, Field (SU) Analysis Run 3/31/2026 5:08 AM View: Mann-Whitney

Plant Wansley Client: Southern Company Data: Wansley Landfill

| | GWC-31 | GWC-31 |
|---|---|---|
| 1/25/2016 | 5.98 | |
| 5/25/2016 | 6.3 | |
| 7/27/2016 | 6.327805 | |
| 1/24/2017 | 5.93 | |
| 2/6/2017 | 6.04 | |
| 3/28/2017 | 6.06 | |
| 5/1/2017 | 6.24 | |
| 8/3/2017 | 5.98 | |
| 10/5/2017 | 5.97 | |
| 1/22/2018 | 5.99 | |
| 6/27/2018 | 5.99 | |
| 10/3/2018 | 6.2 | |
| 1/31/2019 | 6.03 | |
| 6/26/2019 | 6.18 | |
| 9/11/2019 | 6.34 | |
| 1/14/2020 | 6.04 | |
| 3/17/2020 | 6.15 | |
| 9/11/2020 | 6.01 | |
| 3/16/2021 | 5.89 | |
| 8/25/2021 | 6.01 | |
| 3/10/2022 | 6.02 | |
| 5/4/2022 | 6.19 | |
| 8/16/2022 | 6.19 | |
| 2/22/2023 | 6.03 | |
| 8/16/2023 | 6.27 | |
| 2/21/2024 | | 6.72 |
| 3/27/2024 | | 5.97 |
| 8/2/2024 | | 6.13 |
| 2/18/2025 | | 6 |
| 8/15/2025 | | 6.13 |

# Mann-Whitney (Wilcoxon Rank Sum)

Constituent: pH, Field (SU) Analysis Run 3/31/2026 5:08 AM View: Mann-Whitney

Plant Wansley Client: Southern Company Data: Wansley Landfill

| | GWC-32 | GWC-32 |
|---|---|---|
| 1/25/2016 | 6.13 | |
| 3/23/2016 | 6.22 | |
| 5/23/2016 | 5.99 | |
| 7/22/2016 | 7.552699 (O) | |
| 9/16/2016 | 6.260319 | |
| 11/15/2016 | 6.22 | |
| 1/25/2017 | 6.17 | |
| 5/1/2017 | 6.18 | |
| 8/3/2017 | 6.32 | |
| 1/22/2018 | 6.19 | |
| 6/26/2018 | 5.97 | |
| 10/2/2018 | 6.06 | |
| 1/30/2019 | 6.12 | |
| 6/27/2019 | 6.11 | |
| 9/12/2019 | 6.08 | |
| 1/14/2020 | 6.11 | |
| 3/18/2020 | 6.13 | |
| 9/15/2020 | 5.88 | |
| 3/17/2021 | 6.14 | |
| 8/24/2021 | 6.12 | |
| 3/9/2022 | 6.11 | |
| 8/10/2022 | 5.94 | |
| 2/15/2023 | 5.98 | |
| 8/15/2023 | 6.05 | |
| 2/20/2024 | | 6.25 |
| 8/6/2024 | | 6.1 |
| 2/19/2025 | | 6.03 |
| 8/14/2025 | | 6.1 |

# Mann-Whitney (Wilcoxon Rank Sum)

Constituent: pH, Field (SU) Analysis Run 3/31/2026 5:08 AM View: Mann-Whitney

Plant Wansley Client: Southern Company Data: Wansley Landfill

| | GWC-33 | GWC-33 |
|---|---|---|
| 1/25/2016 | 6.23 | |
| 3/23/2016 | 6.7 | |
| 5/24/2016 | 6.26 | |
| 7/22/2016 | 6.956045 | |
| 9/16/2016 | 6.411956 | |
| 11/16/2016 | 6.15 | |
| 1/25/2017 | 6.09 | |
| 3/22/2017 | 6.18 | |
| 5/1/2017 | 6.45 | |
| 8/3/2017 | 6.52 | |
| 1/22/2018 | 6.22 | |
| 6/26/2018 | 6.15 | |
| 10/2/2018 | 6.47 | |
| 1/30/2019 | 6.41 | |
| 6/26/2019 | 6.3 | |
| 9/12/2019 | 6.5 | |
| 3/12/2020 | 6.37 | |
| 9/16/2020 | 5.88 | |
| 3/18/2021 | 6.41 | |
| 8/24/2021 | 6.32 | |
| 3/9/2022 | 5.85 | |
| 5/4/2022 | 6.67 | |
| 8/15/2022 | 6.16 | |
| 2/20/2023 | 6.21 | |
| 8/15/2023 | 6.23 | |
| 2/20/2024 | | 6.49 |
| 7/31/2024 | | 5.86 |
| 2/19/2025 | | 6.2 |
| 8/19/2025 | | 6.2 |

# Mann-Whitney (Wilcoxon Rank Sum)

Constituent: pH, Field (SU) Analysis Run 3/31/2026 5:08 AM View: Mann-Whitney

Plant Wansley Client: Southern Company Data: Wansley Landfill

| | GWC-34 | GWC-34 |
|---|---|---|
| 1/21/2016 | 5.51 | |
| 3/24/2016 | 6.66 (O) | |
| 5/23/2016 | 5.92 | |
| 7/21/2016 | 6.008569 | |
| 9/15/2016 | 5.982305 | |
| 11/15/2016 | 6.03 | |
| 1/25/2017 | 5.92 | |
| 3/22/2017 | 5.66 | |
| 5/1/2017 | 5.88 | |
| 8/3/2017 | 5.98 | |
| 10/3/2017 | 5.91 | |
| 1/23/2018 | 6.11 | |
| 6/20/2018 | 5.97 | |
| 10/2/2018 | 5.86 | |
| 1/28/2019 | 6.08 | |
| 6/26/2019 | 5.8 | |
| 9/11/2019 | 5.92 | |
| 3/11/2020 | 5.93 | |
| 9/11/2020 | 5.68 | |
| 3/16/2021 | 5.78 | |
| 8/24/2021 | 5.93 | |
| 3/2/2022 | 5.91 | |
| 8/10/2022 | 5.78 | |
| 2/20/2023 | 5.96 | |
| 8/16/2023 | 5.78 | |
| 2/22/2024 | | 6.43 |
| 8/5/2024 | | 5.6 |
| 2/13/2025 | | 6 |
| 8/14/2025 | | 5.8 |

# Mann-Whitney (Wilcoxon Rank Sum)

Constituent: pH, Field (SU) Analysis Run 3/31/2026 5:08 AM View: Mann-Whitney

Plant Wansley Client: Southern Company Data: Wansley Landfill

| | GWC-35 | GWC-35 |
|---|---|---|
| 1/21/2016 | 5.19 | |
| 3/24/2016 | 6.32 (O) | |
| 5/25/2016 | 5.58 | |
| 7/21/2016 | 5.701591 | |
| 9/15/2016 | 5.629095 | |
| 11/15/2016 | 5.66 | |
| 1/26/2017 | 5.61 | |
| 3/22/2017 | 5.42 | |
| 5/2/2017 | 5.72 | |
| 8/3/2017 | 5.65 | |
| 10/3/2017 | 5.62 | |
| 1/23/2018 | 5.64 | |
| 6/19/2018 | 5.59 | |
| 10/1/2018 | 5.55 | |
| 1/21/2019 | 5.53 | |
| 6/26/2019 | 5.55 | |
| 9/12/2019 | 5.68 | |
| 3/11/2020 | 5.62 | |
| 9/11/2020 | 5.4 | |
| 3/16/2021 | 5.44 | |
| 8/18/2021 | 5.53 | |
| 3/2/2022 | 5.73 | |
| 8/15/2022 | 5.55 | |
| 2/20/2023 | 5.51 | |
| 8/16/2023 | 5.42 | |
| 2/22/2024 | | 5.56 |
| 8/5/2024 | | 5.25 |
| 9/30/2024 | | 5.66 |
| 2/18/2025 | | 5.44 |
| 8/14/2025 | | 5.35 |

# Mann-Whitney (Wilcoxon Rank Sum)

Constituent: Selenium (mg/L) Analysis Run 3/31/2026 5:08 AM View: Mann-Whitney

Plant Wansley Client: Southern Company Data: Wansley Landfill

| | GWA-1 | GWA-1 |
|---|---|---|
| 9/16/2011 | <0.005 | |
| 10/27/2011 | <0.005 | |
| 12/13/2011 | <0.005 | |
| 1/31/2012 | <0.005 | |
| 7/18/2012 | <0.005 | |
| 1/24/2013 | <0.005 | |
| 7/17/2013 | <0.005 | |
| 1/21/2014 | <0.005 | |
| 6/25/2014 | <0.005 | |
| 1/14/2015 | <0.005 | |
| 7/21/2015 | <0.005 | |
| 1/21/2016 | <0.005 | |
| 3/23/2016 | <0.005 | |
| 5/20/2016 | <0.005 | |
| 7/21/2016 | <0.005 | |
| 9/15/2016 | <0.005 | |
| 11/11/2016 | <0.005 | |
| 1/19/2017 | <0.005 | |
| 3/16/2017 | <0.005 | |
| 4/28/2017 | <0.005 | |
| 8/3/2017 | <0.005 | |
| 1/19/2018 | <0.005 | |
| 6/19/2018 | 0.00054 (J) | |
| 1/17/2019 | <0.005 | |
| 6/24/2019 | <0.005 | |
| 9/9/2019 | <0.005 | |
| 3/10/2020 | <0.005 | |
| 9/9/2020 | <0.005 | |
| 3/15/2021 | <0.005 | |
| 8/16/2021 | <0.005 | |
| 2/28/2022 | <0.005 | |
| 8/9/2022 | <0.005 | |
| 2/14/2023 | <0.005 | |
| 8/9/2023 | <0.005 | |
| 2/13/2024 | | <0.005 |
| 7/30/2024 | | <0.005 |
| 2/11/2025 | | <0.005 |
| 8/12/2025 | | <0.005 |

ND substitution: RL or RL/2 if <15% NDs.

# Mann-Whitney (Wilcoxon Rank Sum)

Constituent: Selenium (mg/L) Analysis Run 3/31/2026 5:08 AM View: Mann-Whitney

Plant Wansley Client: Southern Company Data: Wansley Landfill

| | GWA-4 | GWA-4 |
|---|---|---|
| 8/31/2011 | <0.005 | |
| 10/27/2011 | <0.005 | |
| 12/14/2011 | <0.005 | |
| 2/1/2012 | <0.005 | |
| 7/23/2012 | <0.005 | |
| 1/23/2013 | <0.005 | |
| 7/17/2013 | <0.005 | |
| 1/15/2014 | <0.005 | |
| 6/25/2014 | <0.005 | |
| 1/14/2015 | <0.005 | |
| 7/21/2015 | <0.005 | |
| 1/20/2016 | <0.005 | |
| 3/23/2016 | <0.005 | |
| 5/19/2016 | <0.005 | |
| 7/21/2016 | <0.005 | |
| 9/14/2016 | <0.005 | |
| 11/10/2016 | <0.005 | |
| 1/17/2017 | <0.005 | |
| 3/16/2017 | <0.005 | |
| 4/27/2017 | <0.005 | |
| 8/2/2017 | <0.005 | |
| 1/22/2018 | <0.005 | |
| 6/19/2018 | 0.00086 (J) | |
| 1/17/2019 | <0.005 | |
| 6/24/2019 | <0.005 | |
| 9/10/2019 | <0.005 | |
| 3/10/2020 | <0.005 | |
| 9/9/2020 | <0.005 | |
| 3/15/2021 | <0.005 | |
| 8/18/2021 | <0.005 | |
| 3/1/2022 | <0.005 | |
| 8/9/2022 | <0.005 | |
| 2/14/2023 | <0.005 | |
| 8/9/2023 | <0.005 | |
| 2/14/2024 | | <0.005 |
| 7/29/2024 | | <0.005 |
| 2/10/2025 | | <0.005 |
| 8/12/2025 | | <0.005 |

ND substitution: RL or RL/2 if <15% NDs.

# Mann-Whitney (Wilcoxon Rank Sum)

Constituent: Selenium (mg/L) Analysis Run 3/31/2026 5:08 AM View: Mann-Whitney

Plant Wansley Client: Southern Company Data: Wansley Landfill

| | GWA-28 | GWA-28 |
|---|---|---|
| 9/16/2011 | <0.005 | |
| 10/28/2011 | <0.005 | |
| 12/12/2011 | <0.005 | |
| 1/25/2012 | <0.005 | |
| 7/16/2012 | <0.005 | |
| 1/24/2013 | <0.005 | |
| 7/23/2013 | <0.005 | |
| 1/22/2014 | <0.005 | |
| 7/1/2014 | <0.005 | |
| 1/21/2015 | <0.005 | |
| 7/21/2015 | <0.005 | |
| 1/22/2016 | <0.005 | |
| 3/22/2016 | <0.005 | |
| 5/23/2016 | <0.005 | |
| 7/25/2016 | 0.0004 (J) | |
| 9/15/2016 | <0.005 | |
| 11/9/2016 | <0.005 | |
| 1/17/2017 | <0.005 | |
| 3/16/2017 | <0.005 | |
| 4/27/2017 | <0.005 | |
| 8/1/2017 | <0.005 | |
| 1/19/2018 | 0.00073 (J) | |
| 6/19/2018 | <0.005 | |
| 1/21/2019 | <0.005 | |
| 6/25/2019 | <0.005 | |
| 9/10/2019 | <0.005 | |
| 3/10/2020 | <0.005 | |
| 9/9/2020 | <0.005 | |
| 3/15/2021 | <0.005 | |
| 8/16/2021 | <0.005 | |
| 3/1/2022 | <0.005 | |
| 8/9/2022 | <0.005 | |
| 2/14/2023 | <0.005 | |
| 8/9/2023 | <0.005 | |
| 2/14/2024 | | <0.005 |
| 7/29/2024 | | <0.005 |
| 2/10/2025 | | <0.005 |
| 8/12/2025 | | <0.005 |

ND substitution: RL or RL/2 if <15% NDs.

# Mann-Whitney (Wilcoxon Rank Sum)

Constituent: Selenium (mg/L) Analysis Run 3/31/2026 5:08 AM View: Mann-Whitney

Plant Wansley Client: Southern Company Data: Wansley Landfill

| | GWA-29 | GWA-29 |
|---|---|---|
| 9/17/2011 | <0.005 | |
| 10/28/2011 | <0.005 | |
| 12/12/2011 | <0.005 | |
| 1/31/2012 | <0.005 | |
| 7/17/2012 | <0.005 | |
| 1/24/2013 | <0.005 | |
| 7/24/2013 | <0.005 | |
| 1/22/2014 | <0.005 | |
| 7/8/2014 | <0.005 | |
| 1/21/2015 | <0.005 | |
| 7/22/2015 | <0.005 | |
| 1/19/2016 | <0.005 | |
| 3/22/2016 | <0.005 | |
| 5/19/2016 | <0.005 | |
| 7/21/2016 | 0.00045 (J) | |
| 1/17/2017 | <0.005 | |
| 3/15/2017 | <0.005 | |
| 4/27/2017 | <0.005 | |
| 7/18/2017 | <0.005 | |
| 8/1/2017 | 0.00036 (J) | |
| 1/19/2018 | 0.00027 (J) | |
| 6/19/2018 | 0.00051 (J) | |
| 1/18/2019 | <0.005 | |
| 6/25/2019 | <0.005 | |
| 9/10/2019 | <0.005 | |
| 3/10/2020 | <0.005 | |
| 9/9/2020 | <0.005 | |
| 3/15/2021 | <0.005 | |
| 8/18/2021 | <0.005 | |
| 3/2/2022 | <0.005 | |
| 8/9/2022 | <0.005 | |
| 2/13/2023 | <0.005 | |
| 8/8/2023 | <0.005 | |
| 2/14/2024 | | <0.005 |
| 7/30/2024 | | <0.005 |
| 2/11/2025 | | <0.005 |
| 8/12/2025 | | <0.005 |

ND substitution: RL or RL/2 if <15% NDs.

# Mann-Whitney (Wilcoxon Rank Sum)

Constituent: Selenium (mg/L) Analysis Run 3/31/2026 5:08 AM View: Mann-Whitney

Plant Wansley Client: Southern Company Data: Wansley Landfill

| | GWC-5 | GWC-5 |
|---|---|---|
| 8/31/2011 | <0.005 | |
| 10/27/2011 | <0.005 | |
| 12/5/2011 | <0.005 | |
| 1/25/2012 | <0.005 | |
| 7/18/2012 | <0.005 | |
| 1/9/2013 | <0.005 | |
| 7/17/2013 | <0.005 | |
| 1/15/2014 | <0.005 | |
| 6/25/2014 | <0.005 | |
| 1/13/2015 | <0.005 | |
| 7/24/2015 | <0.005 | |
| 1/20/2016 | <0.005 | |
| 3/28/2016 | <0.005 | |
| 5/23/2016 | <0.005 | |
| 7/21/2016 | 0.00025 (J) | |
| 9/15/2016 | <0.005 | |
| 11/15/2016 | <0.005 | |
| 1/26/2017 | <0.005 | |
| 3/22/2017 | <0.005 | |
| 5/2/2017 | <0.005 | |
| 8/3/2017 | <0.005 | |
| 1/23/2018 | <0.005 | |
| 6/25/2018 | 0.0008 (J) | |
| 1/30/2019 | <0.005 | |
| 6/26/2019 | <0.005 | |
| 9/12/2019 | <0.005 | |
| 3/16/2020 | <0.005 | |
| 9/9/2020 | <0.005 | |
| 3/17/2021 | <0.005 | |
| 8/19/2021 | <0.005 | |
| 3/2/2022 | <0.005 | |
| 8/11/2022 | <0.005 | |
| 2/20/2023 | <0.005 | |
| 8/14/2023 | <0.005 | |
| 2/14/2024 | | <0.005 |
| 7/31/2024 | | <0.005 |
| 2/14/2025 | | <0.005 |
| 8/18/2025 | | <0.005 |

ND substitution: RL or RL/2 if <15% NDs.

# Mann-Whitney (Wilcoxon Rank Sum)

Constituent: Selenium (mg/L) Analysis Run 3/31/2026 5:08 AM View: Mann-Whitney

Plant Wansley Client: Southern Company Data: Wansley Landfill

| | GWC-6 | GWC-6 |
|---|---|---|
| 8/31/2011 | <0.005 | |
| 10/30/2011 | <0.005 | |
| 12/5/2011 | <0.005 | |
| 1/25/2012 | <0.005 | |
| 7/24/2012 | <0.005 | |
| 1/8/2013 | <0.005 | |
| 7/9/2013 | <0.005 | |
| 1/15/2014 | <0.005 | |
| 6/25/2014 | <0.005 | |
| 1/20/2015 | <0.005 | |
| 7/24/2015 | <0.005 | |
| 1/20/2016 | <0.005 | |
| 3/28/2016 | <0.005 | |
| 5/24/2016 | <0.005 | |
| 7/21/2016 | <0.005 | |
| 9/15/2016 | <0.005 | |
| 11/16/2016 | 0.00031 (J) | |
| 1/26/2017 | <0.005 | |
| 3/22/2017 | <0.005 | |
| 5/2/2017 | <0.005 | |
| 8/3/2017 | <0.005 | |
| 1/23/2018 | <0.005 | |
| 6/25/2018 | 0.0008 (J) | |
| 1/30/2019 | <0.005 | |
| 6/26/2019 | <0.005 | |
| 9/12/2019 | <0.005 | |
| 3/16/2020 | <0.005 | |
| 9/11/2020 | <0.005 | |
| 3/17/2021 | <0.005 | |
| 8/18/2021 | <0.005 | |
| 3/2/2022 | <0.005 | |
| 8/11/2022 | <0.005 | |
| 2/20/2023 | <0.005 | |
| 8/14/2023 | <0.005 | |
| 2/14/2024 | | <0.005 |
| 8/1/2024 | | <0.005 |
| 2/18/2025 | | <0.005 |
| 8/15/2025 | | <0.005 |

ND substitution: RL or RL/2 if <15% NDs.

# Mann-Whitney (Wilcoxon Rank Sum)

Constituent: Selenium (mg/L) Analysis Run 3/31/2026 5:08 AM View: Mann-Whitney

Plant Wansley Client: Southern Company Data: Wansley Landfill

| | GWC-7 | GWC-7 |
|---|---|---|
| 9/7/2011 | <0.005 | |
| 10/30/2011 | <0.005 | |
| 12/5/2011 | <0.005 | |
| 1/25/2012 | <0.005 | |
| 7/18/2012 | <0.005 | |
| 1/7/2013 | <0.005 | |
| 7/9/2013 | <0.005 | |
| 1/14/2014 | <0.005 | |
| 6/24/2014 | <0.005 | |
| 1/20/2015 | <0.005 | |
| 7/27/2015 | <0.005 | |
| 1/26/2016 | <0.005 | |
| 3/29/2016 | <0.005 | |
| 5/24/2016 | <0.005 | |
| 7/22/2016 | <0.005 | |
| 9/15/2016 | <0.005 | |
| 11/16/2016 | <0.005 | |
| 1/26/2017 | <0.005 | |
| 3/22/2017 | <0.005 | |
| 5/2/2017 | <0.005 | |
| 8/4/2017 | 0.00033 (J) | |
| 1/23/2018 | <0.005 | |
| 6/25/2018 | <0.005 | |
| 1/21/2019 | <0.005 | |
| 6/25/2019 | <0.005 | |
| 9/10/2019 | <0.005 | |
| 3/12/2020 | <0.005 | |
| 9/14/2020 | <0.005 | |
| 3/16/2021 | <0.005 | |
| 8/19/2021 | <0.005 | |
| 3/2/2022 | <0.005 | |
| 8/11/2022 | <0.005 | |
| 2/21/2023 | <0.005 | |
| 8/9/2023 | <0.005 | |
| 2/21/2024 | | <0.005 |
| 8/1/2024 | | <0.005 |
| 2/13/2025 | | <0.005 |
| 8/18/2025 | | <0.005 |

ND substitution: RL or RL/2 if <15% NDs.

# Mann-Whitney (Wilcoxon Rank Sum)

Constituent: Selenium (mg/L) Analysis Run 3/31/2026 5:08 AM View: Mann-Whitney

Plant Wansley Client: Southern Company Data: Wansley Landfill

| | GWC-8 | GWC-8 |
|---|---|---|
| 9/7/2011 | <0.005 | |
| 10/30/2011 | <0.005 | |
| 12/5/2011 | <0.005 | |
| 1/19/2012 | <0.005 | |
| 7/18/2012 | <0.005 | |
| 1/7/2013 | <0.005 | |
| 7/9/2013 | <0.005 | |
| 1/14/2014 | <0.005 | |
| 6/24/2014 | <0.005 | |
| 1/20/2015 | <0.005 | |
| 7/27/2015 | <0.005 | |
| 1/26/2016 | <0.005 | |
| 3/29/2016 | <0.005 | |
| 5/24/2016 | <0.005 | |
| 7/26/2016 | <0.005 | |
| 9/19/2016 | <0.005 | |
| 11/16/2016 | <0.005 | |
| 1/26/2017 | <0.005 | |
| 3/23/2017 | <0.005 | |
| 5/3/2017 | 0.0018 | |
| 8/7/2017 | 0.00068 (J) | |
| 1/24/2018 | 0.00025 (J) | |
| 6/21/2018 | 0.00029 (J) | |
| 1/22/2019 | <0.005 | |
| 6/25/2019 | <0.005 | |
| 9/10/2019 | <0.005 | |
| 3/12/2020 | <0.005 | |
| 9/14/2020 | <0.005 | |
| 3/16/2021 | <0.005 | |
| 8/20/2021 | <0.005 | |
| 3/2/2022 | <0.005 | |
| 8/11/2022 | <0.005 | |
| 2/15/2023 | <0.005 | |
| 8/9/2023 | <0.005 | |
| 2/21/2024 | | <0.005 |
| 7/30/2024 | | <0.005 |
| 2/13/2025 | | <0.005 |
| 8/13/2025 | | <0.005 |

ND substitution: RL or RL/2 if <15% NDs.

# Mann-Whitney (Wilcoxon Rank Sum)

Constituent: Selenium (mg/L) Analysis Run 3/31/2026 5:08 AM View: Mann-Whitney

Plant Wansley Client: Southern Company Data: Wansley Landfill

| | GWC-9 | GWC-9 |
|---|---|---|
| 9/7/2011 | 0.015 (O) | |
| 10/30/2011 | <0.005 | |
| 12/4/2011 | <0.005 | |
| 1/19/2012 | <0.005 | |
| 7/18/2012 | <0.005 | |
| 1/8/2013 | <0.005 | |
| 7/9/2013 | <0.005 | |
| 1/14/2014 | <0.005 | |
| 6/24/2014 | <0.005 | |
| 1/20/2015 | <0.005 | |
| 7/27/2015 | <0.005 | |
| 1/26/2016 | <0.005 | |
| 3/29/2016 | <0.005 | |
| 5/24/2016 | <0.005 | |
| 7/25/2016 | <0.005 | |
| 9/19/2016 | <0.005 | |
| 11/16/2016 | <0.005 | |
| 1/31/2017 | 0.00053 (J) | |
| 3/23/2017 | <0.005 | |
| 5/2/2017 | <0.005 | |
| 8/7/2017 | 0.0009 (J) | |
| 1/24/2018 | 0.00052 (J) | |
| 6/21/2018 | 0.00063 (J) | |
| 1/22/2019 | <0.005 | |
| 6/25/2019 | <0.005 | |
| 9/16/2019 | <0.005 | |
| 3/16/2020 | <0.005 | |
| 9/11/2020 | <0.005 | |
| 3/16/2021 | <0.005 | |
| 8/25/2021 | <0.005 | |
| 3/9/2022 | <0.005 | |
| 8/16/2022 | <0.005 | |
| 2/15/2023 | <0.005 | |
| 8/9/2023 | <0.005 | |
| 2/19/2024 | | <0.005 |
| 7/31/2024 | | <0.005 |
| 2/18/2025 | | <0.005 |
| 8/13/2025 | | <0.005 |

ND substitution: RL or RL/2 if <15% NDs.

# Mann-Whitney (Wilcoxon Rank Sum)

Constituent: Selenium (mg/L) Analysis Run 3/31/2026 5:08 AM View: Mann-Whitney

Plant Wansley Client: Southern Company Data: Wansley Landfill

| | GWC-11 | GWC-11 |
|---|---|---|
| 9/13/2011 | <0.005 | |
| 10/28/2011 | <0.005 | |
| 12/4/2011 | <0.005 | |
| 2/9/2012 | <0.005 | |
| 7/18/2012 | <0.005 | |
| 1/8/2013 | <0.005 | |
| 7/9/2013 | <0.005 | |
| 1/15/2014 | <0.005 | |
| 6/25/2014 | <0.005 | |
| 1/21/2015 | <0.005 | |
| 7/28/2015 | <0.005 | |
| 1/26/2016 | <0.005 | |
| 3/29/2016 | <0.005 | |
| 5/25/2016 | <0.005 | |
| 7/25/2016 | 0.00041 (J) | |
| 9/19/2016 | 0.00084 (J) | |
| 11/16/2016 | <0.005 | |
| 1/31/2017 | 0.00033 (J) | |
| 3/23/2017 | <0.005 | |
| 5/2/2017 | <0.005 | |
| 8/7/2017 | <0.005 | |
| 1/24/2018 | <0.005 | |
| 6/20/2018 | 0.00026 (J) | |
| 1/24/2019 | <0.005 | |
| 6/26/2019 | <0.005 | |
| 9/16/2019 | <0.005 | |
| 3/16/2020 | <0.005 | |
| 9/10/2020 | <0.005 | |
| 3/17/2021 | <0.005 | |
| 8/23/2021 | <0.005 | |
| 3/7/2022 | <0.005 | |
| 8/15/2022 | <0.005 | |
| 2/21/2023 | <0.005 | |
| 8/14/2023 | <0.005 | |
| 2/14/2024 | | <0.005 |
| 8/6/2024 | | <0.005 |
| 2/18/2025 | | <0.005 |
| 8/18/2025 | | <0.005 |

ND substitution: RL or RL/2 if <15% NDs.

# Mann-Whitney (Wilcoxon Rank Sum)

Constituent: Selenium (mg/L) Analysis Run 3/31/2026 5:08 AM View: Mann-Whitney

Plant Wansley Client: Southern Company Data: Wansley Landfill

| | GWC-12 | GWC-12 |
|---|---|---|
| 9/13/2011 | <0.005 | |
| 10/28/2011 | <0.005 | |
| 12/4/2011 | <0.005 | |
| 1/24/2012 | <0.005 | |
| 7/11/2012 | <0.005 | |
| 1/8/2013 | <0.005 | |
| 7/10/2013 | <0.005 | |
| 1/21/2014 | <0.005 | |
| 7/1/2014 | <0.005 | |
| 1/21/2015 | <0.005 | |
| 7/28/2015 | <0.005 | |
| 1/26/2016 | <0.005 | |
| 3/29/2016 | <0.005 | |
| 5/25/2016 | <0.005 | |
| 7/22/2016 | <0.005 | |
| 9/15/2016 | <0.005 | |
| 11/16/2016 | <0.005 | |
| 1/31/2017 | <0.005 | |
| 3/23/2017 | <0.005 | |
| 5/3/2017 | <0.005 | |
| 8/7/2017 | 0.00032 (J) | |
| 1/24/2018 | <0.005 | |
| 6/26/2018 | <0.005 | |
| 1/25/2019 | <0.005 | |
| 6/26/2019 | <0.005 | |
| 9/11/2019 | <0.005 | |
| 3/18/2020 | <0.005 | |
| 9/10/2020 | <0.005 | |
| 3/16/2021 | <0.005 | |
| 8/19/2021 | <0.005 | |
| 3/7/2022 | <0.005 | |
| 8/16/2022 | <0.005 | |
| 2/15/2023 | <0.005 | |
| 8/14/2023 | <0.005 | |
| 2/20/2024 | | <0.005 |
| 8/6/2024 | | <0.005 |
| 2/17/2025 | | <0.005 |
| 8/18/2025 | | <0.005 |

ND substitution: RL or RL/2 if <15% NDs.

# Mann-Whitney (Wilcoxon Rank Sum)

Constituent: Selenium (mg/L) Analysis Run 3/31/2026 5:08 AM View: Mann-Whitney

Plant Wansley Client: Southern Company Data: Wansley Landfill

| | GWC-13 | GWC-13 |
|---|---|---|
| 9/13/2011 | <0.005 | |
| 10/28/2011 | <0.005 | |
| 12/4/2011 | <0.005 | |
| 1/24/2012 | <0.005 | |
| 7/11/2012 | <0.005 | |
| 1/8/2013 | <0.005 | |
| 7/10/2013 | <0.005 | |
| 1/21/2014 | <0.005 | |
| 7/1/2014 | <0.005 | |
| 1/21/2015 | <0.005 | |
| 7/28/2015 | <0.005 | |
| 1/27/2016 | <0.005 | |
| 3/29/2016 | <0.005 | |
| 5/25/2016 | <0.005 | |
| 7/26/2016 | <0.005 | |
| 9/15/2016 | <0.005 | |
| 11/17/2016 | <0.005 | |
| 1/31/2017 | <0.005 | |
| 3/23/2017 | 0.0021 | |
| 5/3/2017 | <0.005 | |
| 8/4/2017 | <0.005 | |
| 1/25/2018 | <0.005 | |
| 6/20/2018 | <0.005 | |
| 1/22/2019 | <0.005 | |
| 6/25/2019 | <0.005 | |
| 9/12/2019 | <0.005 | |
| 3/12/2020 | <0.005 | |
| 9/10/2020 | <0.005 | |
| 3/17/2021 | <0.005 | |
| 8/23/2021 | <0.005 | |
| 3/8/2022 | <0.005 | |
| 8/15/2022 | <0.005 | |
| 2/21/2023 | <0.005 | |
| 8/16/2023 | <0.005 | |
| 2/19/2024 | | <0.005 |
| 8/5/2024 | | <0.005 |
| 2/18/2025 | | <0.005 |
| 8/19/2025 | | <0.005 |

ND substitution: RL or RL/2 if <15% NDs.

# Mann-Whitney (Wilcoxon Rank Sum)

Constituent: Selenium (mg/L) Analysis Run 3/31/2026 5:08 AM View: Mann-Whitney

Plant Wansley Client: Southern Company Data: Wansley Landfill

| | GWC-14 | GWC-14 |
|---|---|---|
| 9/13/2011 | <0.005 | |
| 10/27/2011 | <0.005 | |
| 12/3/2011 | <0.005 | |
| 1/24/2012 | <0.005 | |
| 7/11/2012 | <0.005 | |
| 1/8/2013 | <0.005 | |
| 7/10/2013 | <0.005 | |
| 1/21/2014 | <0.005 | |
| 7/1/2014 | <0.005 | |
| 1/14/2015 | <0.005 | |
| 7/22/2015 | <0.005 | |
| 1/27/2016 | 0.0071 | |
| 3/30/2016 | 0.00273 (J) | |
| 4/20/2016 | <0.005 | |
| 5/25/2016 | <0.005 | |
| 7/26/2016 | <0.005 | |
| 9/15/2016 | <0.005 | |
| 11/17/2016 | 0.00047 (J) | |
| 2/1/2017 | <0.005 | |
| 3/23/2017 | <0.005 | |
| 5/3/2017 | <0.005 | |
| 8/7/2017 | 0.00088 (J) | |
| 1/25/2018 | 0.00025 (J) | |
| 6/20/2018 | 0.0017 | |
| 1/22/2019 | <0.005 | |
| 6/25/2019 | <0.005 | |
| 9/12/2019 | 0.0032 (J) | |
| 3/17/2020 | 0.0023 (J) | |
| 9/10/2020 | 0.0022 (J) | |
| 3/17/2021 | 0.0025 (J) | |
| 8/23/2021 | <0.005 | |
| 3/7/2022 | <0.005 | |
| 8/16/2022 | 0.0022 (J) | |
| 2/17/2023 | <0.005 | |
| 8/14/2023 | <0.005 | |
| 2/19/2024 | | <0.005 |
| 8/6/2024 | | 0.0018 (J) |
| 2/17/2025 | | <0.005 |
| 8/19/2025 | | 0.0029 (J) |

ND substitution: RL or RL/2 if <15% NDs.

# Mann-Whitney (Wilcoxon Rank Sum)

Constituent: Selenium (mg/L) Analysis Run 3/31/2026 5:08 AM View: Mann-Whitney

Plant Wansley Client: Southern Company Data: Wansley Landfill

| | GWC-15 | GWC-15 |
|---|---|---|
| 9/16/2011 | <0.005 | |
| 10/27/2011 | <0.005 | |
| 12/3/2011 | <0.005 | |
| 2/9/2012 | <0.005 | |
| 7/11/2012 | <0.005 | |
| 1/8/2013 | <0.005 | |
| 7/2/2013 | <0.005 | |
| 1/21/2014 | <0.005 | |
| 6/24/2014 | <0.005 | |
| 1/14/2015 | <0.005 | |
| 7/22/2015 | <0.005 | |
| 1/27/2016 | <0.005 | |
| 3/30/2016 | <0.005 | |
| 5/25/2016 | <0.005 | |
| 7/26/2016 | <0.005 | |
| 9/20/2016 | <0.005 | |
| 11/17/2016 | <0.005 | |
| 2/1/2017 | <0.005 | |
| 3/23/2017 | <0.005 | |
| 5/3/2017 | <0.005 | |
| 8/4/2017 | <0.005 | |
| 1/25/2018 | <0.005 | |
| 6/20/2018 | 0.00027 (J) | |
| 1/22/2019 | <0.005 | |
| 6/25/2019 | <0.005 | |
| 9/17/2019 | <0.005 | |
| 3/16/2020 | <0.005 | |
| 9/10/2020 | <0.005 | |
| 3/18/2021 | <0.005 | |
| 8/24/2021 | <0.005 | |
| 3/7/2022 | <0.005 | |
| 8/16/2022 | <0.005 | |
| 2/21/2023 | <0.005 | |
| 8/14/2023 | <0.005 | |
| 2/21/2024 | | <0.005 |
| 8/6/2024 | | <0.005 |
| 2/18/2025 | | <0.005 |
| 8/18/2025 | | <0.005 |

ND substitution: RL or RL/2 if <15% NDs.

# Mann-Whitney (Wilcoxon Rank Sum)

Constituent: Selenium (mg/L) Analysis Run 3/31/2026 5:08 AM View: Mann-Whitney

Plant Wansley Client: Southern Company Data: Wansley Landfill

| | GWC-16 | GWC-16 |
|---|---|---|
| 8/30/2011 | <0.005 | |
| 10/26/2011 | <0.005 | |
| 12/3/2011 | <0.005 | |
| 1/25/2012 | <0.005 | |
| 7/11/2012 | <0.005 | |
| 1/8/2013 | <0.005 | |
| 7/2/2013 | <0.005 | |
| 1/14/2014 | <0.005 | |
| 6/25/2014 | <0.005 | |
| 1/13/2015 | <0.005 | |
| 7/22/2015 | <0.005 | |
| 1/27/2016 | <0.005 | |
| 3/30/2016 | <0.005 | |
| 5/25/2016 | <0.005 | |
| 7/27/2016 | 0.00029 (J) | |
| 9/16/2016 | <0.005 | |
| 11/17/2016 | <0.005 | |
| 2/1/2017 | <0.005 | |
| 3/24/2017 | <0.005 | |
| 5/3/2017 | <0.005 | |
| 8/7/2017 | <0.005 | |
| 1/25/2018 | <0.005 | |
| 6/20/2018 | <0.005 | |
| 1/25/2019 | <0.005 | |
| 6/25/2019 | <0.005 | |
| 9/11/2019 | <0.005 | |
| 3/17/2020 | <0.005 | |
| 9/11/2020 | <0.005 | |
| 3/17/2021 | <0.005 | |
| 8/20/2021 | <0.005 | |
| 3/8/2022 | <0.005 | |
| 8/16/2022 | <0.005 | |
| 2/20/2023 | <0.005 | |
| 8/14/2023 | <0.005 | |
| 2/21/2024 | | <0.005 |
| 8/5/2024 | | <0.005 |
| 2/11/2025 | | <0.005 |
| 8/15/2025 | | <0.005 |

ND substitution: RL or RL/2 if <15% NDs.

# Mann-Whitney (Wilcoxon Rank Sum)

Constituent: Selenium (mg/L) Analysis Run 3/31/2026 5:08 AM View: Mann-Whitney

Plant Wansley Client: Southern Company Data: Wansley Landfill

| | GWC-18 | GWC-18 |
|---|---|---|
| 8/30/2011 | <0.005 | |
| 10/26/2011 | <0.005 | |
| 12/3/2011 | <0.005 | |
| 2/9/2012 | <0.005 | |
| 7/11/2012 | <0.005 | |
| 1/8/2013 | <0.005 | |
| 7/16/2013 | <0.005 | |
| 1/14/2014 | <0.005 | |
| 6/24/2014 | <0.005 | |
| 1/13/2015 | <0.005 | |
| 7/23/2015 | <0.005 | |
| 1/27/2016 | <0.005 | |
| 3/30/2016 | <0.005 | |
| 5/26/2016 | <0.005 | |
| 7/25/2016 | 0.00073 (J) | |
| 9/19/2016 | <0.005 | |
| 11/17/2016 | <0.005 | |
| 2/1/2017 | <0.005 | |
| 3/24/2017 | <0.005 | |
| 5/3/2017 | <0.005 | |
| 8/7/2017 | <0.005 | |
| 1/25/2018 | <0.005 | |
| 6/21/2018 | <0.005 | |
| 1/28/2019 | <0.005 | |
| 6/27/2019 | <0.005 | |
| 9/11/2019 | <0.005 | |
| 3/17/2020 | <0.005 | |
| 9/14/2020 | <0.005 | |
| 3/16/2021 | <0.005 | |
| 8/24/2021 | <0.005 | |
| 3/8/2022 | <0.005 | |
| 8/11/2022 | <0.005 | |
| 2/20/2023 | <0.005 | |
| 8/9/2023 | <0.005 | |
| 2/21/2024 | | <0.005 |
| 8/7/2024 | | <0.005 |
| 2/13/2025 | | <0.005 |
| 8/13/2025 | | <0.005 |

ND substitution: RL or RL/2 if <15% NDs.

# Mann-Whitney (Wilcoxon Rank Sum)

Constituent: Selenium (mg/L) Analysis Run 3/31/2026 5:08 AM View: Mann-Whitney

Plant Wansley Client: Southern Company Data: Wansley Landfill

| | GWC-21 | GWC-21 |
|---|---|---|
| 8/31/2011 | <0.005 | |
| 10/27/2011 | <0.005 | |
| 12/4/2011 | <0.005 | |
| 2/8/2012 | <0.005 | |
| 7/17/2012 | <0.005 | |
| 1/9/2013 | <0.005 | |
| 7/16/2013 | <0.005 | |
| 1/21/2014 | <0.005 | |
| 6/24/2014 | <0.005 | |
| 1/13/2015 | <0.005 | |
| 7/23/2015 | <0.005 | |
| 1/26/2016 | <0.005 | |
| 3/30/2016 | <0.005 | |
| 5/26/2016 | <0.005 | |
| 7/26/2016 | <0.005 | |
| 9/20/2016 | <0.005 | |
| 11/17/2016 | <0.005 | |
| 2/2/2017 | <0.005 | |
| 3/28/2017 | <0.005 | |
| 5/4/2017 | <0.005 | |
| 8/7/2017 | <0.005 | |
| 1/26/2018 | <0.005 | |
| 6/20/2018 | 0.00046 (J) | |
| 1/24/2019 | <0.005 | |
| 6/25/2019 | <0.005 | |
| 9/11/2019 | <0.005 | |
| 3/18/2020 | <0.005 | |
| 9/15/2020 | <0.005 | |
| 3/16/2021 | <0.005 | |
| 8/19/2021 | <0.005 | |
| 3/7/2022 | <0.005 | |
| 8/16/2022 | <0.005 | |
| 2/21/2023 | <0.005 | |
| 8/9/2023 | <0.005 | |
| 2/19/2024 | | <0.005 |
| 7/30/2024 | | <0.005 |
| 2/11/2025 | | <0.005 |
| 8/12/2025 | | <0.005 |

ND substitution: RL or RL/2 if <15% NDs.

# Mann-Whitney (Wilcoxon Rank Sum)

Constituent: Selenium (mg/L) Analysis Run 3/31/2026 5:08 AM View: Mann-Whitney

Plant Wansley Client: Southern Company Data: Wansley Landfill

| | GWC-22 | GWC-22 |
|---|---|---|
| 9/15/2011 | <0.005 | |
| 10/29/2011 | <0.005 | |
| 12/13/2011 | <0.005 | |
| 1/25/2012 | <0.005 | |
| 7/18/2012 | <0.005 | |
| 1/22/2013 | <0.005 | |
| 7/16/2013 | <0.005 | |
| 1/21/2014 | <0.005 | |
| 6/25/2014 | <0.005 | |
| 1/14/2015 | <0.005 | |
| 7/23/2015 | <0.005 | |
| 1/26/2016 | <0.005 | |
| 3/31/2016 | <0.005 | |
| 5/26/2016 | <0.005 | |
| 7/26/2016 | <0.005 | |
| 9/20/2016 | <0.005 | |
| 11/17/2016 | <0.005 | |
| 2/3/2017 | <0.005 | |
| 3/28/2017 | <0.005 | |
| 5/3/2017 | <0.005 | |
| 8/8/2017 | <0.005 | |
| 1/25/2018 | <0.005 | |
| 6/20/2018 | 0.0003 (J) | |
| 1/24/2019 | <0.005 | |
| 6/25/2019 | <0.005 | |
| 9/10/2019 | <0.005 | |
| 3/18/2020 | <0.005 | |
| 9/10/2020 | <0.005 | |
| 3/15/2021 | <0.005 | |
| 8/19/2021 | <0.005 | |
| 3/8/2022 | <0.005 | |
| 8/17/2022 | <0.005 | |
| 2/14/2023 | <0.005 | |
| 8/14/2023 | <0.005 | |
| 2/14/2024 | | <0.005 |
| 8/6/2024 | | <0.005 |
| 2/11/2025 | | <0.005 |
| 8/12/2025 | | <0.005 |

ND substitution: RL or RL/2 if <15% NDs.

# Mann-Whitney (Wilcoxon Rank Sum)

Constituent: Selenium (mg/L) Analysis Run 3/31/2026 5:08 AM View: Mann-Whitney

Plant Wansley Client: Southern Company Data: Wansley Landfill

| | GWC-25 | GWC-25 |
|---|---|---|
| 9/17/2011 | <0.005 | |
| 10/31/2011 | <0.005 | |
| 12/14/2011 | <0.005 | |
| 2/7/2012 | <0.005 | |
| 7/17/2012 | <0.005 | |
| 7/24/2013 | <0.005 | |
| 1/23/2014 | <0.005 | |
| 7/8/2014 | <0.005 | |
| 1/21/2015 | <0.005 | |
| 7/30/2015 | <0.005 | |
| 1/21/2016 | <0.005 | |
| 3/28/2016 | <0.005 | |
| 5/25/2016 | <0.005 | |
| 7/27/2016 | 0.00033 (J) | |
| 9/19/2016 | <0.005 | |
| 11/15/2016 | <0.005 | |
| 1/24/2017 | <0.005 | |
| 3/23/2017 | <0.005 | |
| 5/2/2017 | <0.005 | |
| 8/3/2017 | <0.005 | |
| 1/25/2018 | <0.005 | |
| 6/27/2018 | <0.005 | |
| 1/24/2019 | <0.005 | |
| 6/25/2019 | <0.005 | |
| 9/11/2019 | <0.005 | |
| 3/12/2020 | <0.005 | |
| 9/14/2020 | <0.005 | |
| 3/17/2021 | <0.005 | |
| 8/19/2021 | <0.005 | |
| 3/8/2022 | <0.005 | |
| 8/10/2022 | <0.005 | |
| 2/21/2023 | <0.005 | |
| 8/15/2023 | <0.005 | |
| 2/21/2024 | | <0.005 |
| 8/1/2024 | | <0.005 |
| 2/14/2025 | | <0.005 |
| 8/13/2025 | | <0.005 |

ND substitution: RL or RL/2 if <15% NDs.

# Mann-Whitney (Wilcoxon Rank Sum)

Constituent: Selenium (mg/L) Analysis Run 3/31/2026 5:08 AM View: Mann-Whitney

Plant Wansley Client: Southern Company Data: Wansley Landfill

| | GWC-26 | GWC-26 |
|---|---|---|
| 9/17/2011 | <0.005 | |
| 10/29/2011 | <0.005 | |
| 12/14/2011 | <0.005 | |
| 2/7/2012 | <0.005 | |
| 7/17/2012 | <0.005 | |
| 1/24/2013 | <0.005 | |
| 7/24/2013 | <0.005 | |
| 1/23/2014 | <0.005 | |
| 7/8/2014 | <0.005 | |
| 1/21/2015 | <0.005 | |
| 7/31/2015 | <0.005 | |
| 1/25/2016 | <0.005 | |
| 3/24/2016 | <0.005 | |
| 5/25/2016 | <0.005 | |
| 7/26/2016 | <0.005 | |
| 9/19/2016 | <0.005 | |
| 11/14/2016 | <0.005 | |
| 1/19/2017 | <0.005 | |
| 3/16/2017 | <0.005 | |
| 5/1/2017 | 0.0018 | |
| 8/3/2017 | <0.005 | |
| 1/22/2018 | 0.0003 (J) | |
| 6/27/2018 | <0.005 | |
| 1/24/2019 | <0.005 | |
| 6/25/2019 | <0.005 | |
| 9/12/2019 | <0.005 | |
| 3/13/2020 | <0.005 | |
| 9/15/2020 | <0.005 | |
| 3/17/2021 | <0.005 | |
| 8/19/2021 | <0.005 | |
| 3/9/2022 | <0.005 | |
| 8/10/2022 | <0.005 | |
| 2/21/2023 | <0.005 | |
| 8/16/2023 | <0.005 | |
| 2/20/2024 | | <0.005 |
| 8/2/2024 | | <0.005 |
| 2/13/2025 | | <0.005 |
| 8/13/2025 | | <0.005 |

ND substitution: RL or RL/2 if <15% NDs.

# Mann-Whitney (Wilcoxon Rank Sum)

Constituent: Selenium (mg/L) Analysis Run 3/31/2026 5:08 AM View: Mann-Whitney

Plant Wansley Client: Southern Company Data: Wansley Landfill

| | GWC-27 | GWC-27 |
|---|---|---|
| 9/17/2011 | <0.005 | |
| 10/29/2011 | <0.005 | |
| 12/14/2011 | <0.005 | |
| 1/25/2012 | <0.005 | |
| 7/17/2012 | <0.005 | |
| 1/24/2013 | <0.005 | |
| 7/24/2013 | <0.005 | |
| 1/23/2014 | <0.005 | |
| 7/8/2014 | <0.005 | |
| 1/21/2015 | <0.005 | |
| 7/30/2015 | <0.005 | |
| 1/22/2016 | <0.005 | |
| 3/23/2016 | <0.005 | |
| 5/24/2016 | <0.005 | |
| 7/26/2016 | <0.005 | |
| 9/19/2016 | <0.005 | |
| 11/11/2016 | <0.005 | |
| 1/20/2017 | 0.00045 (J) | |
| 3/16/2017 | <0.005 | |
| 4/28/2017 | <0.005 | |
| 8/3/2017 | <0.005 | |
| 1/19/2018 | <0.005 | |
| 6/27/2018 | <0.005 | |
| 1/24/2019 | <0.005 | |
| 6/26/2019 | <0.005 | |
| 9/12/2019 | <0.005 | |
| 3/12/2020 | <0.005 | |
| 9/9/2020 | <0.005 | |
| 3/18/2021 | <0.005 | |
| 8/23/2021 | <0.005 | |
| 3/8/2022 | <0.005 | |
| 8/10/2022 | <0.005 | |
| 2/20/2023 | <0.005 | |
| 8/15/2023 | <0.005 | |
| 2/20/2024 | | <0.005 |
| 7/30/2024 | | <0.005 |
| 2/11/2025 | | <0.005 |
| 8/13/2025 | | <0.005 |

ND substitution: RL or RL/2 if <15% NDs.

# Mann-Whitney (Wilcoxon Rank Sum)

Constituent: Selenium (mg/L) Analysis Run 3/31/2026 5:08 AM View: Mann-Whitney

Plant Wansley Client: Southern Company Data: Wansley Landfill

| | GWC-30 | GWC-30 |
|---|---|---|
| 9/15/2011 | <0.005 | |
| 10/28/2011 | <0.005 | |
| 12/13/2011 | <0.005 | |
| 2/8/2012 | <0.005 | |
| 7/18/2012 | <0.005 | |
| 1/24/2013 | <0.005 | |
| 7/24/2013 | <0.005 | |
| 1/23/2014 | <0.005 | |
| 7/1/2014 | <0.005 | |
| 1/20/2015 | <0.005 | |
| 7/30/2015 | <0.005 | |
| 1/19/2016 | <0.005 | |
| 3/23/2016 | <0.005 | |
| 5/20/2016 | <0.005 | |
| 7/21/2016 | 0.0003 (J) | |
| 9/20/2016 | <0.005 | |
| 11/14/2016 | <0.005 | |
| 1/24/2017 | <0.005 | |
| 3/17/2017 | <0.005 | |
| 5/1/2017 | <0.005 | |
| 8/4/2017 | 0.00027 (J) | |
| 1/24/2018 | 0.00067 (J) | |
| 6/21/2018 | <0.005 | |
| 1/30/2019 | <0.005 | |
| 6/27/2019 | <0.005 | |
| 9/10/2019 | <0.005 | |
| 3/11/2020 | <0.005 | |
| 9/10/2020 | <0.005 | |
| 3/18/2021 | <0.005 | |
| 8/23/2021 | <0.005 | |
| 3/2/2022 | <0.005 | |
| 8/10/2022 | <0.005 | |
| 2/14/2023 | <0.005 | |
| 8/16/2023 | <0.005 | |
| 2/21/2024 | | <0.005 |
| 8/5/2024 | | <0.005 |
| 2/13/2025 | | <0.005 |
| 8/14/2025 | | <0.005 |

ND substitution: RL or RL/2 if <15% NDs.

# Mann-Whitney (Wilcoxon Rank Sum)

Constituent: Selenium (mg/L) Analysis Run 3/31/2026 5:08 AM View: Mann-Whitney

Plant Wansley Client: Southern Company Data: Wansley Landfill

| | GWC-31 | GWC-31 |
|---|---|---|
| 9/17/2011 | <0.005 | |
| 10/31/2011 | <0.005 | |
| 2/7/2012 | <0.005 | |
| 1/23/2013 | <0.005 | |
| 1/23/2014 | <0.005 | |
| 7/1/2014 | <0.005 | |
| 1/21/2015 | <0.005 | |
| 1/25/2016 | <0.005 | |
| 3/30/2016 | <0.005 | |
| 5/25/2016 | <0.005 | |
| 7/27/2016 | 0.00095 (J) | |
| 1/25/2017 | 0.00035 (J) | |
| 3/23/2017 | <0.005 | |
| 5/2/2017 | <0.005 | |
| 7/19/2017 | 0.00068 (J) | |
| 8/4/2017 | 0.00042 (J) | |
| 1/23/2018 | 0.001 (J) | |
| 6/27/2018 | 0.00044 (J) | |
| 1/31/2019 | <0.005 | |
| 6/26/2019 | <0.005 | |
| 9/11/2019 | <0.005 | |
| 3/17/2020 | <0.005 | |
| 9/11/2020 | <0.005 | |
| 3/16/2021 | <0.005 | |
| 8/25/2021 | <0.005 | |
| 3/10/2022 | <0.005 | |
| 8/16/2022 | <0.005 | |
| 2/22/2023 | <0.005 | |
| 8/16/2023 | <0.005 | |
| 2/21/2024 | | <0.005 |
| 8/2/2024 | | <0.005 |
| 2/18/2025 | | <0.005 |
| 8/15/2025 | | <0.005 |

ND substitution: RL or RL/2 if <15% NDs.

# Mann-Whitney (Wilcoxon Rank Sum)

Constituent: Selenium (mg/L) Analysis Run 3/31/2026 5:08 AM View: Mann-Whitney

Plant Wansley Client: Southern Company Data: Wansley Landfill

| | GWC-32 | GWC-32 |
|---|---|---|
| 9/15/2011 | <0.005 | |
| 10/31/2011 | <0.005 | |
| 12/13/2011 | <0.005 | |
| 2/1/2012 | <0.005 | |
| 7/17/2012 | <0.005 | |
| 1/23/2013 | <0.005 | |
| 7/24/2013 | <0.005 | |
| 1/23/2014 | <0.005 | |
| 7/1/2014 | <0.005 | |
| 1/20/2015 | <0.005 | |
| 7/30/2015 | <0.005 | |
| 1/25/2016 | <0.005 | |
| 3/23/2016 | <0.005 | |
| 5/24/2016 | <0.005 | |
| 7/22/2016 | 0.00025 (J) | |
| 9/16/2016 | <0.005 | |
| 11/15/2016 | <0.005 | |
| 1/26/2017 | <0.005 | |
| 3/24/2017 | <0.005 | |
| 5/2/2017 | <0.005 | |
| 8/3/2017 | <0.005 | |
| 1/23/2018 | <0.005 | |
| 6/26/2018 | <0.005 | |
| 1/30/2019 | <0.005 | |
| 6/27/2019 | <0.005 | |
| 9/12/2019 | <0.005 | |
| 3/18/2020 | <0.005 | |
| 9/15/2020 | <0.005 | |
| 3/17/2021 | <0.005 | |
| 8/24/2021 | <0.005 | |
| 3/9/2022 | <0.005 | |
| 8/10/2022 | <0.005 | |
| 2/15/2023 | <0.005 | |
| 8/15/2023 | <0.005 | |
| 2/20/2024 | | <0.005 |
| 8/6/2024 | | <0.005 |
| 2/19/2025 | | <0.005 |
| 8/14/2025 | | <0.005 |

ND substitution: RL or RL/2 if <15% NDs.

# Mann-Whitney (Wilcoxon Rank Sum)

Constituent: Selenium (mg/L) Analysis Run 3/31/2026 5:08 AM View: Mann-Whitney

Plant Wansley Client: Southern Company Data: Wansley Landfill

| | GWC-33 | GWC-33 |
|---|---|---|
| 9/16/2011 | <0.005 | |
| 10/30/2011 | <0.005 | |
| 12/13/2011 | <0.005 | |
| 2/1/2012 | <0.005 | |
| 7/17/2012 | <0.005 | |
| 1/23/2013 | <0.005 | |
| 7/17/2013 | <0.005 | |
| 1/23/2014 | <0.005 | |
| 1/20/2015 | <0.005 | |
| 7/29/2015 | <0.005 | |
| 1/25/2016 | <0.005 | |
| 3/23/2016 | <0.005 | |
| 5/24/2016 | <0.005 | |
| 7/22/2016 | 0.00074 (J) | |
| 9/16/2016 | <0.005 | |
| 11/17/2016 | <0.005 | |
| 1/25/2017 | <0.005 | |
| 3/23/2017 | <0.005 | |
| 5/1/2017 | 0.00084 (J) | |
| 8/4/2017 | 0.00084 (J) | |
| 1/23/2018 | 0.001 (J) | |
| 6/26/2018 | 0.00085 (J) | |
| 1/30/2019 | <0.005 | |
| 6/26/2019 | <0.005 | |
| 9/12/2019 | <0.005 | |
| 3/12/2020 | <0.005 | |
| 9/16/2020 | <0.005 | |
| 3/18/2021 | <0.005 | |
| 8/24/2021 | <0.005 | |
| 3/9/2022 | <0.005 | |
| 8/15/2022 | <0.005 | |
| 2/20/2023 | <0.005 | |
| 8/15/2023 | <0.005 | |
| 2/20/2024 | | <0.005 |
| 7/31/2024 | | <0.005 |
| 2/19/2025 | | <0.005 |
| 8/19/2025 | | <0.005 |

ND substitution: RL or RL/2 if <15% NDs.

# Mann-Whitney (Wilcoxon Rank Sum)

Constituent: Selenium (mg/L) Analysis Run 3/31/2026 5:08 AM View: Mann-Whitney

Plant Wansley Client: Southern Company Data: Wansley Landfill

| | GWC-35 | GWC-35 |
|---|---|---|
| 9/16/2011 | <0.005 | |
| 10/31/2011 | <0.005 | |
| 12/12/2011 | <0.005 | |
| 2/1/2012 | <0.005 | |
| 7/16/2012 | <0.005 | |
| 1/22/2013 | <0.005 | |
| 7/2/2013 | <0.005 | |
| 1/21/2014 | <0.005 | |
| 6/25/2014 | <0.005 | |
| 1/14/2015 | <0.005 | |
| 7/28/2015 | <0.005 | |
| 1/21/2016 | <0.005 | |
| 3/24/2016 | <0.005 | |
| 5/23/2016 | <0.005 | |
| 7/21/2016 | <0.005 | |
| 9/15/2016 | <0.005 | |
| 11/15/2016 | <0.005 | |
| 1/26/2017 | <0.005 | |
| 3/22/2017 | <0.005 | |
| 5/2/2017 | <0.005 | |
| 8/3/2017 | <0.005 | |
| 1/23/2018 | <0.005 | |
| 6/19/2018 | 0.00025 (J) | |
| 1/21/2019 | <0.005 | |
| 6/26/2019 | <0.005 | |
| 9/12/2019 | <0.005 | |
| 3/11/2020 | <0.005 | |
| 9/11/2020 | <0.005 | |
| 3/16/2021 | <0.005 | |
| 8/18/2021 | <0.005 | |
| 3/2/2022 | <0.005 | |
| 8/15/2022 | <0.005 | |
| 2/20/2023 | <0.005 | |
| 8/16/2023 | <0.005 | |
| 2/22/2024 | | <0.005 |
| 8/5/2024 | | <0.005 |
| 2/18/2025 | | <0.005 |
| 8/14/2025 | | <0.005 |

ND substitution: RL or RL/2 if <15% NDs.

# Mann-Whitney (Wilcoxon Rank Sum)

Constituent: Silver (mg/L) Analysis Run 3/31/2026 5:08 AM View: Mann-Whitney

Plant Wansley Client: Southern Company Data: Wansley Landfill

| | GWA-29 | GWA-29 |
|---|---|---|
| 9/17/2011 | <0.001 | |
| 10/28/2011 | <0.001 | |
| 12/12/2011 | <0.001 | |
| 1/31/2012 | <0.001 | |
| 7/17/2012 | <0.001 | |
| 1/24/2013 | <0.001 | |
| 7/24/2013 | 0.003 (O) | |
| 1/22/2014 | 0.0011 (J) | |
| 7/8/2014 | 0.0013 (J) | |
| 1/21/2015 | 0.00071 (J) | |
| 7/22/2015 | 0.00059 (J) | |
| 1/19/2016 | 0.0011 (J) | |
| 7/21/2016 | 0.0019 | |
| 1/17/2017 | 0.0015 | |
| 8/1/2017 | 0.00098 (J) | |
| 1/19/2018 | 0.00081 (J) | |
| 6/19/2018 | 0.0009 (J) | |
| 1/18/2019 | 0.00061 (J) | |
| 6/25/2019 | 0.0017 | |
| 9/10/2019 | 0.0015 | |
| 3/10/2020 | 0.00099 (J) | |
| 9/9/2020 | 0.00094 (J) | |
| 3/15/2021 | 0.00085 (J) | |
| 8/18/2021 | 0.0013 | |
| 3/2/2022 | 0.0013 | |
| 8/9/2022 | 0.001 | |
| 2/13/2023 | 0.0011 | |
| 8/8/2023 | 0.00097 (J) | |
| 2/14/2024 | | 0.0011 |
| 7/30/2024 | | 0.0009 (J) |
| 2/11/2025 | | 0.0012 |
| 8/12/2025 | | 0.001 |

ND substitution: RL or RL/2 if <15% NDs.

# Mann-Whitney (Wilcoxon Rank Sum)

Constituent: Silver (mg/L) Analysis Run 3/31/2026 5:08 AM View: Mann-Whitney

Plant Wansley Client: Southern Company Data: Wansley Landfill

| | GWC-5 | GWC-5 |
|---|---|---|
| 8/31/2011 | <0.001 | |
| 10/27/2011 | <0.001 | |
| 12/5/2011 | <0.001 | |
| 1/25/2012 | <0.001 | |
| 7/18/2012 | <0.001 | |
| 1/9/2013 | <0.001 | |
| 7/17/2013 | <0.001 | |
| 1/15/2014 | <0.001 | |
| 6/25/2014 | <0.001 | |
| 1/13/2015 | <0.001 | |
| 7/24/2015 | <0.001 | |
| 1/20/2016 | <0.001 | |
| 7/21/2016 | <0.001 | |
| 1/26/2017 | <0.001 | |
| 8/3/2017 | <0.001 | |
| 1/23/2018 | <0.001 | |
| 6/25/2018 | <0.001 | |
| 1/30/2019 | 0.00016 (J) | |
| 6/26/2019 | <0.001 | |
| 9/12/2019 | <0.001 | |
| 3/16/2020 | <0.001 | |
| 9/9/2020 | <0.001 | |
| 3/17/2021 | <0.001 | |
| 8/19/2021 | <0.001 | |
| 3/2/2022 | <0.001 | |
| 8/11/2022 | <0.001 | |
| 2/20/2023 | <0.001 | |
| 8/14/2023 | <0.001 | |
| 2/14/2024 | | <0.001 |
| 7/31/2024 | | <0.001 |
| 2/14/2025 | | <0.001 |
| 8/18/2025 | | <0.001 |

ND substitution: RL or RL/2 if <15% NDs.

# Mann-Whitney (Wilcoxon Rank Sum)

Constituent: Silver (mg/L) Analysis Run 3/31/2026 5:08 AM View: Mann-Whitney

Plant Wansley Client: Southern Company Data: Wansley Landfill

| | GWC-6 | GWC-6 |
|---|---|---|
| 8/31/2011 | <0.001 | |
| 10/30/2011 | <0.001 | |
| 12/5/2011 | <0.001 | |
| 1/25/2012 | <0.001 | |
| 7/24/2012 | <0.001 | |
| 1/8/2013 | <0.001 | |
| 7/9/2013 | <0.001 | |
| 1/15/2014 | <0.001 | |
| 6/25/2014 | <0.001 | |
| 1/20/2015 | <0.001 | |
| 7/24/2015 | <0.001 | |
| 1/20/2016 | 0.00051 (J) | |
| 7/21/2016 | <0.001 | |
| 1/26/2017 | <0.001 | |
| 8/3/2017 | <0.001 | |
| 1/23/2018 | <0.001 | |
| 6/25/2018 | <0.001 | |
| 1/30/2019 | 0.0032 (O) | |
| 6/26/2019 | <0.001 | |
| 9/12/2019 | <0.001 | |
| 3/16/2020 | <0.001 | |
| 9/11/2020 | <0.001 | |
| 3/17/2021 | <0.001 | |
| 8/18/2021 | <0.001 | |
| 3/2/2022 | <0.001 | |
| 8/11/2022 | <0.001 | |
| 2/20/2023 | <0.001 | |
| 8/14/2023 | <0.001 | |
| 2/14/2024 | | <0.001 |
| 8/1/2024 | | <0.001 |
| 2/18/2025 | | <0.001 |
| 8/15/2025 | | <0.001 |

ND substitution: RL or RL/2 if <15% NDs.

# Mann-Whitney (Wilcoxon Rank Sum)

Constituent: Silver (mg/L) Analysis Run 3/31/2026 5:08 AM View: Mann-Whitney

Plant Wansley Client: Southern Company Data: Wansley Landfill

| | GWC-10 | GWC-10 |
|---|---|---|
| 1/25/2016 | <0.001 | |
| 7/27/2016 | 0.00017 (J) | |
| 2/1/2017 | <0.001 | |
| 8/8/2017 | <0.001 | |
| 1/25/2018 | <0.001 | |
| 6/21/2018 | <0.001 | |
| 1/31/2019 | 0.0055 (O) | |
| 6/26/2019 | <0.001 | |
| 9/17/2019 | <0.001 | |
| 3/17/2020 | <0.001 | |
| 9/10/2020 | <0.001 | |
| 3/18/2021 | <0.001 | |
| 8/20/2021 | <0.001 | |
| 3/8/2022 | <0.001 | |
| 8/16/2022 | <0.001 | |
| 2/15/2023 | <0.001 | |
| 8/10/2023 | <0.001 | |
| 2/20/2024 | | <0.001 |
| 7/31/2024 | | <0.001 |
| 2/19/2025 | | <0.001 |
| 8/19/2025 | | <0.001 |

ND substitution: RL or RL/2 if <15% NDs.

# Mann-Whitney (Wilcoxon Rank Sum)

Constituent: Silver (mg/L) Analysis Run 3/31/2026 5:08 AM View: Mann-Whitney

Plant Wansley Client: Southern Company Data: Wansley Landfill

| | GWC-11 | GWC-11 |
|---|---|---|
| 9/13/2011 | <0.001 | |
| 10/28/2011 | <0.001 | |
| 12/4/2011 | <0.001 | |
| 2/9/2012 | <0.001 | |
| 7/18/2012 | <0.001 | |
| 1/8/2013 | <0.001 | |
| 7/9/2013 | <0.001 | |
| 1/15/2014 | <0.001 | |
| 6/25/2014 | <0.001 | |
| 1/21/2015 | <0.001 | |
| 7/28/2015 | <0.001 | |
| 1/26/2016 | <0.001 | |
| 7/25/2016 | <0.001 | |
| 1/31/2017 | <0.001 | |
| 8/7/2017 | <0.001 | |
| 1/24/2018 | <0.001 | |
| 6/20/2018 | <0.001 | |
| 1/24/2019 | 0.00033 (J) | |
| 6/26/2019 | <0.001 | |
| 9/16/2019 | <0.001 | |
| 3/16/2020 | <0.001 | |
| 9/10/2020 | <0.001 | |
| 3/17/2021 | <0.001 | |
| 8/23/2021 | <0.001 | |
| 3/7/2022 | <0.001 | |
| 8/15/2022 | <0.001 | |
| 2/21/2023 | <0.001 | |
| 8/14/2023 | <0.001 | |
| 2/14/2024 | | <0.001 |
| 8/6/2024 | | <0.001 |
| 2/18/2025 | | <0.001 |
| 8/18/2025 | | <0.001 |

ND substitution: RL or RL/2 if <15% NDs.

# Mann-Whitney (Wilcoxon Rank Sum)

Constituent: Silver (mg/L) Analysis Run 3/31/2026 5:08 AM View: Mann-Whitney

Plant Wansley Client: Southern Company Data: Wansley Landfill

| | GWC-12 | GWC-12 |
|---|---|---|
| 9/13/2011 | <0.001 | |
| 10/28/2011 | <0.001 | |
| 12/4/2011 | <0.001 | |
| 1/24/2012 | <0.001 | |
| 7/11/2012 | <0.001 | |
| 1/8/2013 | <0.001 | |
| 7/10/2013 | <0.001 | |
| 1/21/2014 | <0.001 | |
| 7/1/2014 | <0.001 | |
| 1/21/2015 | <0.001 | |
| 7/28/2015 | <0.001 | |
| 1/26/2016 | <0.001 | |
| 7/22/2016 | <0.001 | |
| 1/31/2017 | <0.001 | |
| 8/7/2017 | <0.001 | |
| 1/24/2018 | <0.001 | |
| 6/26/2018 | <0.001 | |
| 1/25/2019 | 0.00017 (J) | |
| 6/26/2019 | <0.001 | |
| 9/11/2019 | <0.001 | |
| 3/18/2020 | <0.001 | |
| 9/10/2020 | <0.001 | |
| 3/16/2021 | <0.001 | |
| 8/19/2021 | <0.001 | |
| 3/7/2022 | <0.001 | |
| 8/16/2022 | <0.001 | |
| 2/15/2023 | <0.001 | |
| 8/14/2023 | <0.001 | |
| 2/20/2024 | | <0.001 |
| 8/6/2024 | | <0.001 |
| 2/17/2025 | | <0.001 |
| 8/18/2025 | | <0.001 |

ND substitution: RL or RL/2 if <15% NDs.

# Mann-Whitney (Wilcoxon Rank Sum)

Constituent: Silver (mg/L) Analysis Run 3/31/2026 5:08 AM View: Mann-Whitney

Plant Wansley Client: Southern Company Data: Wansley Landfill

| | GWC-14 | GWC-14 |
|---|---|---|
| 9/13/2011 | <0.001 | |
| 10/27/2011 | <0.001 | |
| 12/3/2011 | <0.001 | |
| 1/24/2012 | <0.001 | |
| 7/11/2012 | <0.001 | |
| 1/8/2013 | <0.001 | |
| 7/10/2013 | <0.001 | |
| 1/21/2014 | <0.001 | |
| 7/1/2014 | <0.001 | |
| 1/14/2015 | <0.001 | |
| 7/22/2015 | <0.001 | |
| 1/27/2016 | 0.00078 (J) | |
| 7/26/2016 | <0.001 | |
| 2/1/2017 | <0.001 | |
| 8/7/2017 | <0.001 | |
| 1/25/2018 | <0.001 | |
| 6/20/2018 | <0.001 | |
| 1/22/2019 | <0.001 | |
| 6/25/2019 | <0.001 | |
| 9/12/2019 | <0.001 | |
| 3/17/2020 | <0.001 | |
| 9/10/2020 | <0.001 | |
| 3/17/2021 | <0.001 | |
| 8/23/2021 | <0.001 | |
| 3/7/2022 | <0.001 | |
| 8/16/2022 | <0.001 | |
| 2/17/2023 | <0.001 | |
| 8/14/2023 | <0.001 | |
| 2/19/2024 | | <0.001 |
| 8/6/2024 | | <0.001 |
| 2/17/2025 | | <0.001 |
| 8/19/2025 | | <0.001 |

ND substitution: RL or RL/2 if <15% NDs.

# Mann-Whitney (Wilcoxon Rank Sum)

Constituent: Silver (mg/L) Analysis Run 3/31/2026 5:08 AM View: Mann-Whitney

Plant Wansley Client: Southern Company Data: Wansley Landfill

| | GWC-16 | GWC-16 |
|---|---|---|
| 8/30/2011 | <0.001 | |
| 10/26/2011 | <0.001 | |
| 12/3/2011 | <0.001 | |
| 1/25/2012 | <0.001 | |
| 7/11/2012 | <0.001 | |
| 1/8/2013 | <0.001 | |
| 7/2/2013 | <0.001 | |
| 1/14/2014 | <0.001 | |
| 6/25/2014 | <0.001 | |
| 1/13/2015 | <0.001 | |
| 7/22/2015 | <0.001 | |
| 1/27/2016 | <0.001 | |
| 7/27/2016 | <0.001 | |
| 2/1/2017 | <0.001 | |
| 8/7/2017 | <0.001 | |
| 1/25/2018 | <0.001 | |
| 6/20/2018 | <0.001 | |
| 1/25/2019 | 0.00035 (J) | |
| 6/25/2019 | <0.001 | |
| 9/11/2019 | <0.001 | |
| 3/17/2020 | <0.001 | |
| 9/11/2020 | <0.001 | |
| 3/17/2021 | <0.001 | |
| 8/20/2021 | <0.001 | |
| 3/8/2022 | <0.001 | |
| 8/16/2022 | <0.001 | |
| 2/20/2023 | <0.001 | |
| 8/14/2023 | <0.001 | |
| 2/21/2024 | | <0.001 |
| 8/5/2024 | | <0.001 |
| 2/11/2025 | | <0.001 |
| 8/15/2025 | | <0.001 |

ND substitution: RL or RL/2 if <15% NDs.

# Mann-Whitney (Wilcoxon Rank Sum)

Constituent: Silver (mg/L) Analysis Run 3/31/2026 5:08 AM View: Mann-Whitney

Plant Wansley Client: Southern Company Data: Wansley Landfill

| | GWC-17 | GWC-17 |
|---|---|---|
| 8/30/2011 | <0.001 | |
| 10/26/2011 | <0.001 | |
| 10/27/2011 | <0.001 | |
| 12/3/2011 | <0.001 | |
| 1/25/2012 | <0.001 | |
| 7/11/2012 | <0.001 | |
| 1/8/2013 | <0.001 | |
| 7/16/2013 | <0.001 | |
| 1/14/2014 | <0.001 | |
| 6/25/2014 | <0.001 | |
| 1/14/2015 | <0.001 | |
| 7/28/2015 | <0.001 | |
| 1/27/2016 | <0.001 | |
| 7/27/2016 | <0.001 | |
| 2/1/2017 | <0.001 | |
| 8/7/2017 | <0.001 | |
| 1/25/2018 | <0.001 | |
| 6/26/2018 | <0.001 | |
| 1/24/2019 | 0.00047 (J) | |
| 6/25/2019 | <0.001 | |
| 9/11/2019 | <0.001 | |
| 3/17/2020 | <0.001 | |
| 9/14/2020 | <0.001 | |
| 3/16/2021 | <0.001 | |
| 8/20/2021 | <0.001 | |
| 3/8/2022 | <0.001 | |
| 8/11/2022 | <0.001 | |
| 2/20/2023 | <0.001 | |
| 8/10/2023 | <0.001 | |
| 2/20/2024 | | <0.001 |
| 8/7/2024 | | <0.001 |
| 2/13/2025 | | <0.001 |
| 8/13/2025 | | <0.001 |

ND substitution: RL or RL/2 if <15% NDs.

# Mann-Whitney (Wilcoxon Rank Sum)

Constituent: Silver (mg/L) Analysis Run 3/31/2026 5:08 AM View: Mann-Whitney

Plant Wansley Client: Southern Company Data: Wansley Landfill

| | GWC-21 | GWC-21 |
|---|---|---|
| 8/31/2011 | <0.001 | |
| 10/27/2011 | <0.001 | |
| 12/4/2011 | <0.001 | |
| 2/8/2012 | <0.001 | |
| 7/17/2012 | <0.001 | |
| 1/9/2013 | <0.001 | |
| 7/16/2013 | <0.001 | |
| 1/21/2014 | <0.001 | |
| 6/24/2014 | <0.001 | |
| 1/13/2015 | <0.001 | |
| 7/23/2015 | <0.001 | |
| 1/26/2016 | <0.001 | |
| 7/26/2016 | <0.001 | |
| 2/2/2017 | <0.001 | |
| 8/7/2017 | <0.001 | |
| 1/26/2018 | <0.001 | |
| 6/20/2018 | <0.001 | |
| 1/24/2019 | 0.00063 (J) | |
| 6/25/2019 | <0.001 | |
| 9/11/2019 | <0.001 | |
| 3/18/2020 | <0.001 | |
| 9/15/2020 | <0.001 | |
| 3/16/2021 | <0.001 | |
| 8/19/2021 | <0.001 | |
| 3/7/2022 | <0.001 | |
| 8/16/2022 | <0.001 | |
| 2/21/2023 | <0.001 | |
| 8/9/2023 | <0.001 | |
| 2/19/2024 | | <0.001 |
| 7/30/2024 | | <0.001 |
| 2/11/2025 | | <0.001 |
| 8/12/2025 | | <0.001 |

ND substitution: RL or RL/2 if <15% NDs.

# Mann-Whitney (Wilcoxon Rank Sum)

Constituent: Silver (mg/L) Analysis Run 3/31/2026 5:08 AM View: Mann-Whitney

Plant Wansley Client: Southern Company Data: Wansley Landfill

| | GWC-22 | GWC-22 |
|---|---|---|
| 9/15/2011 | <0.001 | |
| 10/29/2011 | <0.001 | |
| 12/13/2011 | <0.001 | |
| 1/25/2012 | <0.001 | |
| 7/18/2012 | <0.001 | |
| 1/22/2013 | <0.001 | |
| 7/16/2013 | <0.001 | |
| 1/21/2014 | <0.001 | |
| 6/25/2014 | <0.001 | |
| 1/14/2015 | <0.001 | |
| 7/23/2015 | <0.001 | |
| 1/26/2016 | <0.001 | |
| 7/26/2016 | <0.001 | |
| 2/3/2017 | <0.001 | |
| 8/8/2017 | <0.001 | |
| 1/25/2018 | <0.001 | |
| 6/20/2018 | <0.001 | |
| 1/24/2019 | 0.00038 (J) | |
| 6/25/2019 | <0.001 | |
| 9/10/2019 | <0.001 | |
| 3/18/2020 | <0.001 | |
| 9/10/2020 | <0.001 | |
| 3/15/2021 | <0.001 | |
| 8/19/2021 | <0.001 | |
| 3/8/2022 | <0.001 | |
| 8/17/2022 | <0.001 | |
| 2/14/2023 | <0.001 | |
| 8/14/2023 | <0.001 | |
| 2/14/2024 | | <0.001 |
| 8/6/2024 | | <0.001 |
| 2/11/2025 | | <0.001 |
| 8/12/2025 | | <0.001 |

ND substitution: RL or RL/2 if <15% NDs.

# Mann-Whitney (Wilcoxon Rank Sum)

Constituent: Silver (mg/L) Analysis Run 3/31/2026 5:08 AM View: Mann-Whitney

Plant Wansley Client: Southern Company Data: Wansley Landfill

| | GWC-23 | GWC-23 |
|---|---|---|
| 9/16/2011 | <0.001 | |
| 10/29/2011 | <0.001 | |
| 12/13/2011 | <0.001 | |
| 1/31/2012 | <0.001 | |
| 7/18/2012 | <0.001 | |
| 1/22/2013 | <0.001 | |
| 7/23/2013 | <0.001 | |
| 1/22/2014 | <0.001 | |
| 7/1/2014 | <0.001 | |
| 1/22/2015 | <0.001 | |
| 7/29/2015 | <0.001 | |
| 1/21/2016 | <0.001 | |
| 7/27/2016 | <0.001 | |
| 2/3/2017 | <0.001 | |
| 8/8/2017 | <0.001 | |
| 1/25/2018 | <0.001 | |
| 6/20/2018 | <0.001 | |
| 1/25/2019 | 0.00039 (J) | |
| 6/26/2019 | <0.001 | |
| 9/12/2019 | <0.001 | |
| 3/18/2020 | <0.001 | |
| 9/10/2020 | <0.001 | |
| 3/18/2021 | <0.001 | |
| 8/23/2021 | <0.001 | |
| 3/9/2022 | <0.001 | |
| 8/16/2022 | <0.001 | |
| 2/21/2023 | <0.001 | |
| 8/15/2023 | <0.001 | |
| 2/19/2024 | | <0.001 |
| 7/30/2024 | | <0.001 |
| 2/11/2025 | | <0.001 |
| 8/12/2025 | | <0.001 |

ND substitution: RL or RL/2 if <15% NDs.

# Mann-Whitney (Wilcoxon Rank Sum)

Constituent: Silver (mg/L) Analysis Run 3/31/2026 5:08 AM View: Mann-Whitney

Plant Wansley Client: Southern Company Data: Wansley Landfill

| | GWC-24 | GWC-24 |
|---|---|---|
| 7/8/2014 | <0.001 | |
| 7/31/2015 | <0.001 | |
| 1/20/2016 | <0.001 | |
| 7/27/2016 | <0.001 | |
| 2/3/2017 | <0.001 | |
| 8/8/2017 | <0.001 | |
| 1/25/2018 | <0.001 | |
| 6/27/2018 | <0.001 | |
| 1/31/2019 | 0.00069 (J) | |
| 6/26/2019 | <0.001 | |
| 9/11/2019 | <0.001 | |
| 3/12/2020 | <0.001 | |
| 9/15/2020 | <0.001 | |
| 3/18/2021 | <0.001 | |
| 8/19/2021 | <0.001 | |
| 3/10/2022 | <0.001 | |
| 8/18/2022 | <0.001 | |
| 2/16/2023 | <0.001 | |
| 8/16/2023 | <0.001 | |
| 2/22/2024 | | <0.001 |
| 8/6/2024 | | <0.001 |
| 2/14/2025 | | <0.001 |
| 8/14/2025 | | <0.001 |

ND substitution: RL or RL/2 if <15% NDs.

# Mann-Whitney (Wilcoxon Rank Sum)

Constituent: Silver (mg/L) Analysis Run 3/31/2026 5:08 AM View: Mann-Whitney

Plant Wansley Client: Southern Company Data: Wansley Landfill

| | GWC-25 | GWC-25 |
|---|---|---|
| 9/17/2011 | <0.001 | |
| 10/31/2011 | <0.001 | |
| 12/14/2011 | <0.001 | |
| 2/7/2012 | <0.001 | |
| 7/17/2012 | <0.001 | |
| 7/24/2013 | <0.001 | |
| 1/23/2014 | <0.001 | |
| 7/8/2014 | <0.001 | |
| 1/21/2015 | <0.001 | |
| 7/30/2015 | <0.001 | |
| 1/21/2016 | <0.001 | |
| 7/27/2016 | <0.001 | |
| 1/24/2017 | <0.001 | |
| 8/3/2017 | <0.001 | |
| 1/25/2018 | <0.001 | |
| 6/27/2018 | <0.001 | |
| 1/24/2019 | 0.00034 (J) | |
| 6/25/2019 | <0.001 | |
| 9/11/2019 | <0.001 | |
| 3/12/2020 | <0.001 | |
| 9/14/2020 | <0.001 | |
| 3/17/2021 | <0.001 | |
| 8/19/2021 | <0.001 | |
| 3/8/2022 | <0.001 | |
| 8/10/2022 | <0.001 | |
| 2/21/2023 | <0.001 | |
| 8/15/2023 | <0.001 | |
| 2/21/2024 | | <0.001 |
| 8/1/2024 | | <0.001 |
| 2/14/2025 | | <0.001 |
| 8/13/2025 | | <0.001 |

ND substitution: RL or RL/2 if <15% NDs.

# Mann-Whitney (Wilcoxon Rank Sum)

Constituent: Silver (mg/L) Analysis Run 3/31/2026 5:08 AM View: Mann-Whitney

Plant Wansley Client: Southern Company Data: Wansley Landfill

| | GWC-26 | GWC-26 |
|---|---|---|
| 9/17/2011 | <0.001 | |
| 10/29/2011 | <0.001 | |
| 12/14/2011 | <0.001 | |
| 2/7/2012 | <0.001 | |
| 7/17/2012 | <0.001 | |
| 1/24/2013 | <0.001 | |
| 7/24/2013 | <0.001 | |
| 1/23/2014 | <0.001 | |
| 7/8/2014 | <0.001 | |
| 1/21/2015 | <0.001 | |
| 7/31/2015 | <0.001 | |
| 1/25/2016 | <0.001 | |
| 7/26/2016 | <0.001 | |
| 1/19/2017 | <0.001 | |
| 8/3/2017 | <0.001 | |
| 1/22/2018 | <0.001 | |
| 6/27/2018 | <0.001 | |
| 1/24/2019 | 0.00019 (J) | |
| 6/25/2019 | <0.001 | |
| 9/12/2019 | <0.001 | |
| 3/13/2020 | <0.001 | |
| 9/15/2020 | <0.001 | |
| 3/17/2021 | <0.001 | |
| 8/19/2021 | <0.001 | |
| 3/9/2022 | <0.001 | |
| 8/10/2022 | <0.001 | |
| 2/21/2023 | <0.001 | |
| 8/16/2023 | <0.001 | |
| 2/20/2024 | | <0.001 |
| 8/2/2024 | | <0.001 |
| 2/13/2025 | | <0.001 |
| 8/13/2025 | | <0.001 |

ND substitution: RL or RL/2 if <15% NDs.

# Mann-Whitney (Wilcoxon Rank Sum)

Constituent: Silver (mg/L) Analysis Run 3/31/2026 5:08 AM View: Mann-Whitney

Plant Wansley Client: Southern Company Data: Wansley Landfill

| | GWC-27 | GWC-27 |
|---|---|---|
| 10/29/2011 | <0.001 | |
| 12/14/2011 | <0.001 | |
| 1/25/2012 | <0.001 | |
| 7/17/2012 | <0.001 | |
| 1/24/2013 | <0.001 | |
| 7/24/2013 | <0.001 | |
| 1/23/2014 | <0.001 | |
| 7/8/2014 | <0.001 | |
| 1/21/2015 | <0.001 | |
| 7/30/2015 | <0.001 | |
| 1/22/2016 | <0.001 | |
| 7/26/2016 | <0.001 | |
| 1/20/2017 | <0.001 | |
| 8/3/2017 | <0.001 | |
| 1/19/2018 | <0.001 | |
| 6/27/2018 | <0.001 | |
| 1/24/2019 | 0.00061 (J) | |
| 6/26/2019 | <0.001 | |
| 9/12/2019 | <0.001 | |
| 3/12/2020 | <0.001 | |
| 9/9/2020 | <0.001 | |
| 3/18/2021 | <0.001 | |
| 8/23/2021 | <0.001 | |
| 3/8/2022 | <0.001 | |
| 8/10/2022 | <0.001 | |
| 2/20/2023 | <0.001 | |
| 8/15/2023 | <0.001 | |
| 2/20/2024 | | <0.001 |
| 7/30/2024 | | <0.001 |
| 2/11/2025 | | <0.001 |
| 8/13/2025 | | <0.001 |

ND substitution: RL or RL/2 if <15% NDs.

# Mann-Whitney (Wilcoxon Rank Sum)

Constituent: Silver (mg/L) Analysis Run 3/31/2026 5:08 AM View: Mann-Whitney

Plant Wansley Client: Southern Company Data: Wansley Landfill

| | GWC-31 | GWC-31 |
|---|---|---|
| 9/17/2011 | <0.001 | |
| 10/31/2011 | <0.001 | |
| 2/7/2012 | <0.001 | |
| 1/23/2013 | <0.001 | |
| 1/23/2014 | 0.00034 (J) | |
| 7/1/2014 | 0.0039 (O) | |
| 1/21/2015 | <0.001 | |
| 1/25/2016 | <0.001 | |
| 7/27/2016 | 0.0023 | |
| 1/25/2017 | 0.00087 | |
| 8/4/2017 | 0.0005 (J) | |
| 1/23/2018 | 0.00023 (J) | |
| 6/27/2018 | 0.00016 (J) | |
| 1/31/2019 | 0.00036 (J) | |
| 6/26/2019 | <0.001 | |
| 9/11/2019 | 0.0078 (O) | |
| 1/14/2020 | 0.00081 (J) | |
| 3/17/2020 | 0.00018 (J) | |
| 9/11/2020 | <0.001 | |
| 3/16/2021 | 0.00024 (J) | |
| 8/25/2021 | <0.001 | |
| 3/10/2022 | <0.001 | |
| 8/16/2022 | <0.001 | |
| 2/22/2023 | <0.001 | |
| 8/16/2023 | 0.00072 (J) | |
| 2/21/2024 | | <0.001 |
| 8/2/2024 | | <0.001 |
| 2/18/2025 | | <0.001 |
| 8/15/2025 | | <0.001 |

ND substitution: RL or RL/2 if <15% NDs.

# Mann-Whitney (Wilcoxon Rank Sum)

Constituent: Silver (mg/L) Analysis Run 3/31/2026 5:08 AM View: Mann-Whitney

Plant Wansley Client: Southern Company Data: Wansley Landfill

| | GWC-32 | GWC-32 |
|---|---|---|
| 9/15/2011 | <0.001 | |
| 10/31/2011 | <0.001 | |
| 12/13/2011 | <0.001 | |
| 2/1/2012 | <0.001 | |
| 7/17/2012 | <0.001 | |
| 1/23/2013 | <0.001 | |
| 7/24/2013 | <0.001 | |
| 1/23/2014 | <0.001 | |
| 7/1/2014 | <0.001 | |
| 1/20/2015 | <0.001 | |
| 7/30/2015 | <0.001 | |
| 1/25/2016 | <0.001 | |
| 7/22/2016 | <0.001 | |
| 1/26/2017 | <0.001 | |
| 8/3/2017 | <0.001 | |
| 1/23/2018 | <0.001 | |
| 6/26/2018 | <0.001 | |
| 1/30/2019 | 0.00019 (J) | |
| 6/27/2019 | <0.001 | |
| 9/12/2019 | <0.001 | |
| 3/18/2020 | <0.001 | |
| 9/15/2020 | <0.001 | |
| 3/17/2021 | <0.001 | |
| 8/24/2021 | <0.001 | |
| 3/9/2022 | <0.001 | |
| 8/10/2022 | <0.001 | |
| 2/15/2023 | <0.001 | |
| 8/15/2023 | <0.001 | |
| 2/20/2024 | | <0.001 |
| 8/6/2024 | | <0.001 |
| 2/19/2025 | | <0.001 |
| 8/14/2025 | | <0.001 |

ND substitution: RL or RL/2 if <15% NDs.

# Mann-Whitney (Wilcoxon Rank Sum)

Constituent: Silver (mg/L) Analysis Run 3/31/2026 5:08 AM View: Mann-Whitney

Plant Wansley Client: Southern Company Data: Wansley Landfill

| | GWC-33 | GWC-33 |
|---|---|---|
| 9/16/2011 | <0.001 | |
| 10/30/2011 | <0.001 | |
| 12/12/2011 | <0.001 | |
| 12/13/2011 | <0.001 | |
| 2/1/2012 | <0.001 | |
| 7/17/2012 | <0.001 | |
| 1/23/2013 | <0.001 | |
| 7/17/2013 | <0.001 | |
| 1/23/2014 | <0.001 | |
| 1/20/2015 | <0.001 | |
| 7/29/2015 | <0.001 | |
| 1/25/2016 | <0.001 | |
| 7/22/2016 | <0.001 | |
| 1/25/2017 | <0.001 | |
| 8/4/2017 | <0.001 | |
| 1/23/2018 | <0.001 | |
| 6/26/2018 | <0.001 | |
| 1/30/2019 | 0.00035 (J) | |
| 6/26/2019 | <0.001 | |
| 9/12/2019 | <0.001 | |
| 3/12/2020 | <0.001 | |
| 9/16/2020 | <0.001 | |
| 3/18/2021 | <0.001 | |
| 8/24/2021 | <0.001 | |
| 3/9/2022 | <0.001 | |
| 8/15/2022 | <0.001 | |
| 2/20/2023 | <0.001 | |
| 8/15/2023 | <0.001 | |
| 2/20/2024 | | <0.001 |
| 7/31/2024 | | <0.001 |
| 2/19/2025 | | <0.001 |
| 8/19/2025 | | <0.001 |

ND substitution: RL or RL/2 if <15% NDs.

# Mann-Whitney (Wilcoxon Rank Sum)

Constituent: Sulfate (mg/L) Analysis Run 3/31/2026 5:08 AM View: Mann-Whitney

Plant Wansley Client: Southern Company Data: Wansley Landfill

| | GWA-1 | GWA-1 |
|---|---|---|
| 3/23/2016 | <1 | |
| 5/20/2016 | <1 | |
| 7/21/2016 | <1 | |
| 9/15/2016 | <1 | |
| 11/11/2016 | <1 | |
| 1/19/2017 | <1 | |
| 3/16/2017 | <1 | |
| 4/28/2017 | <1 | |
| 10/4/2017 | <1 | |
| 1/19/2018 | <1 | |
| 6/19/2018 | <1 | |
| 9/25/2018 | <1 | |
| 1/17/2019 | 0.5 (J) | |
| 6/24/2019 | <1 | |
| 9/9/2019 | <1 | |
| 3/10/2020 | 1.7 | |
| 9/9/2020 | <1 | |
| 3/15/2021 | <1 | |
| 8/16/2021 | <1 | |
| 2/28/2022 | <1 | |
| 8/9/2022 | <1 | |
| 2/14/2023 | <1 | |
| 8/9/2023 | <1 | |
| 2/13/2024 | | <1 |
| 7/30/2024 | | <1 |
| 2/11/2025 | | 0.44 (J) |
| 8/12/2025 | | <1 |

ND substitution: RL or RL/2 if <15% NDs.

# Mann-Whitney (Wilcoxon Rank Sum)

Constituent: Sulfate (mg/L) Analysis Run 3/31/2026 5:08 AM View: Mann-Whitney

Plant Wansley Client: Southern Company Data: Wansley Landfill

| | GWA-2 | GWA-2 |
|---|---|---|
| 3/23/2016 | 1.001 | |
| 5/24/2016 | 0.576 (J) | |
| 7/26/2016 | 0.91 (J) | |
| 9/16/2016 | 0.87 (J) | |
| 11/10/2016 | 0.79 (J) | |
| 1/19/2017 | 0.87 (J) | |
| 3/17/2017 | 1.8 | |
| 4/28/2017 | 1.7 | |
| 10/3/2017 | 1.9 | |
| 1/19/2018 | 1.8 | |
| 6/19/2018 | 1 | |
| 9/25/2018 | 0.78 (J) | |
| 1/17/2019 | 2.5 | |
| 6/24/2019 | 0.91 (J) | |
| 9/10/2019 | 0.9 (J) | |
| 3/10/2020 | 2.5 | |
| 9/10/2020 | 1 | |
| 3/15/2021 | 1.5 | |
| 8/18/2021 | 0.9 (J) | |
| 3/1/2022 | 2 | |
| 8/9/2022 | 0.54 (J) | |
| 2/14/2023 | 2.5 | |
| 8/9/2023 | 1.2 | |
| 2/14/2024 | | 6.7 |
| 7/30/2024 | | 2.5 |
| 2/11/2025 | | 15 |
| 8/12/2025 | | 3.5 |

# Mann-Whitney (Wilcoxon Rank Sum)

Constituent: Sulfate (mg/L) Analysis Run 3/31/2026 5:08 AM View: Mann-Whitney

Plant Wansley Client: Southern Company Data: Wansley Landfill

| | GWA-4 | GWA-4 |
|---|---|---|
| 3/23/2016 | 9.0208 | |
| 5/19/2016 | 10 | |
| 7/21/2016 | 10 | |
| 9/14/2016 | 9.7 | |
| 11/10/2016 | 8.1 | |
| 1/17/2017 | 15 | |
| 3/16/2017 | 9.1 | |
| 4/27/2017 | 9.6 | |
| 10/3/2017 | 9.8 | |
| 1/22/2018 | 10 | |
| 6/19/2018 | 10 | |
| 9/25/2018 | 9.7 | |
| 1/17/2019 | 9.4 | |
| 6/24/2019 | 10 | |
| 9/10/2019 | 11 | |
| 3/10/2020 | 12 | |
| 9/9/2020 | 9.4 | |
| 3/15/2021 | 7.7 | |
| 8/18/2021 | 9.7 | |
| 3/1/2022 | 9.6 | |
| 8/9/2022 | 10 | |
| 2/14/2023 | 9.3 | |
| 8/9/2023 | 10 | |
| 2/14/2024 | | 8.2 |
| 7/29/2024 | | 8.6 |
| 2/10/2025 | | 11 |
| 8/12/2025 | | 8.1 |

# Mann-Whitney (Wilcoxon Rank Sum)

Constituent: Sulfate (mg/L) Analysis Run 3/31/2026 5:08 AM View: Mann-Whitney

Plant Wansley Client: Southern Company Data: Wansley Landfill

| | GWA-28 | GWA-28 |
|---|---|---|
| 3/22/2016 | 1.1423 | |
| 5/23/2016 | 1.44 | |
| 7/25/2016 | 1.1 | |
| 9/15/2016 | 0.99 (J) | |
| 11/9/2016 | 1.1 | |
| 1/17/2017 | 0.85 (J) | |
| 3/16/2017 | 1.2 | |
| 4/27/2017 | <1 | |
| 10/3/2017 | 1.4 | |
| 1/19/2018 | 1.1 | |
| 3/15/2018 | 0.74 (J) | |
| 6/19/2018 | 0.94 (J) | |
| 9/25/2018 | 1.3 | |
| 1/21/2019 | 1.6 | |
| 6/25/2019 | 2.2 | |
| 9/10/2019 | 1.3 | |
| 3/10/2020 | 3 | |
| 9/9/2020 | 1.4 | |
| 3/15/2021 | 0.95 (J) | |
| 8/16/2021 | 1.1 | |
| 3/1/2022 | 1 | |
| 8/9/2022 | 0.7 (J) | |
| 2/14/2023 | 1.2 | |
| 8/9/2023 | 1.2 | |
| 2/14/2024 | | 0.61 (J) |
| 7/29/2024 | | 0.95 (J) |
| 2/10/2025 | | 1 |
| 8/12/2025 | | 1.1 |

ND substitution: RL or RL/2 if <15% NDs.

# Mann-Whitney (Wilcoxon Rank Sum)

Constituent: Sulfate (mg/L) Analysis Run 3/31/2026 5:08 AM View: Mann-Whitney

Plant Wansley Client: Southern Company Data: Wansley Landfill

| | GWA-29 | GWA-29 |
|---|---|---|
| 3/22/2016 | 8.4662 | |
| 5/19/2016 | 10 | |
| 7/21/2016 | 13 | |
| 1/17/2017 | 7.6 | |
| 3/15/2017 | 6.3 | |
| 4/27/2017 | 8 | |
| 7/18/2017 | 6 | |
| 8/1/2017 | 7.7 | |
| 10/3/2017 | 7 | |
| 1/19/2018 | 5.7 | |
| 3/15/2018 | 5.6 | |
| 6/19/2018 | 7 | |
| 9/25/2018 | 9.1 | |
| 1/18/2019 | 6.4 | |
| 6/25/2019 | 26 | |
| 9/10/2019 | 9.2 | |
| 3/10/2020 | 6 | |
| 9/9/2020 | 6.5 | |
| 3/15/2021 | 6.8 | |
| 8/18/2021 | 6.7 | |
| 3/2/2022 | 6 | |
| 8/9/2022 | 7.8 | |
| 2/13/2023 | 4.3 | |
| 8/8/2023 | 8.7 | |
| 2/14/2024 | | 3.3 |
| 7/30/2024 | | 6.3 |
| 2/11/2025 | | 5.4 |
| 8/12/2025 | | 8 |

# Mann-Whitney (Wilcoxon Rank Sum)

Constituent: Sulfate (mg/L) Analysis Run 3/31/2026 5:08 AM View: Mann-Whitney

Plant Wansley Client: Southern Company Data: Wansley Landfill

| | GWC-5 | GWC-5 |
|---|---|---|
| 3/28/2016 | 19.9405 | |
| 5/23/2016 | 21 | |
| 7/21/2016 | 17 | |
| 9/15/2016 | 16 | |
| 11/15/2016 | 15 | |
| 1/26/2017 | 13 | |
| 3/22/2017 | 13 | |
| 5/2/2017 | 25 | |
| 10/3/2017 | 21 | |
| 1/23/2018 | 26 | |
| 6/25/2018 | 30 | |
| 10/3/2018 | 29 | |
| 1/30/2019 | 31 | |
| 6/26/2019 | 31 | |
| 9/12/2019 | 34 | |
| 3/16/2020 | 29 | |
| 9/9/2020 | 27 | |
| 3/17/2021 | 26 | |
| 8/19/2021 | 29 | |
| 3/2/2022 | 28 | |
| 8/11/2022 | 26 | |
| 2/20/2023 | 25 | |
| 8/14/2023 | 25 | |
| 2/14/2024 | | 25 |
| 7/31/2024 | | 31 |
| 2/14/2025 | | 35 |
| 8/18/2025 | | 30 |

# Mann-Whitney (Wilcoxon Rank Sum)

Constituent: Sulfate (mg/L) Analysis Run 3/31/2026 5:08 AM View: Mann-Whitney

Plant Wansley Client: Southern Company Data: Wansley Landfill

| | GWC-6 | GWC-6 |
|---|---|---|
| 3/28/2016 | 11.0351 | |
| 5/24/2016 | 12.8 | |
| 7/21/2016 | 16 | |
| 9/15/2016 | 15 | |
| 11/16/2016 | 15 | |
| 1/26/2017 | 16 | |
| 3/22/2017 | 13 | |
| 5/2/2017 | 10 | |
| 10/3/2017 | 11 | |
| 1/23/2018 | 10 | |
| 6/25/2018 | 11 | |
| 9/25/2018 | 14 | |
| 1/30/2019 | 9.7 | |
| 6/26/2019 | 9.3 | |
| 9/12/2019 | 14 | |
| 3/16/2020 | 30 | |
| 9/11/2020 | 12 | |
| 3/17/2021 | 12 | |
| 8/18/2021 | 13 | |
| 3/2/2022 | 13 | |
| 8/11/2022 | 14 | |
| 2/20/2023 | 9.8 | |
| 8/14/2023 | 11 | |
| 2/14/2024 | | 8.9 |
| 8/1/2024 | | 14 |
| 2/18/2025 | | 12 |
| 8/15/2025 | | 12 |

# Mann-Whitney (Wilcoxon Rank Sum)

Constituent: Sulfate (mg/L) Analysis Run 3/31/2026 5:08 AM View: Mann-Whitney

Plant Wansley Client: Southern Company Data: Wansley Landfill

| | GWC-7 | GWC-7 |
|---|---|---|
| 3/29/2016 | 22.385 (JO) | |
| 5/24/2016 | 85.8 | |
| 7/22/2016 | 86 | |
| 9/15/2016 | 84 | |
| 11/16/2016 | 89 | |
| 1/26/2017 | 85 | |
| 3/22/2017 | 81 | |
| 5/2/2017 | 76 | |
| 10/3/2017 | 74 | |
| 1/23/2018 | 57 | |
| 6/25/2018 | 62 | |
| 10/2/2018 | 60 | |
| 1/21/2019 | 64 | |
| 6/25/2019 | 59 | |
| 9/10/2019 | 52 | |
| 3/12/2020 | 52 | |
| 9/14/2020 | 45 | |
| 3/16/2021 | 45 | |
| 8/19/2021 | 45 | |
| 3/2/2022 | 41 | |
| 8/11/2022 | 38 | |
| 2/21/2023 | 40 | |
| 8/9/2023 | 36 | |
| 2/21/2024 | | 45 |
| 8/1/2024 | | 31 |
| 2/13/2025 | | 36 |
| 8/18/2025 | | 35 |

# Mann-Whitney (Wilcoxon Rank Sum)

Constituent: Sulfate (mg/L) Analysis Run 3/31/2026 5:08 AM View: Mann-Whitney

Plant Wansley Client: Southern Company Data: Wansley Landfill

| | GWC-8 | GWC-8 |
|---|---|---|
| 3/29/2016 | 15.2958 | |
| 5/24/2016 | 18.5 | |
| 7/26/2016 | 19 | |
| 9/19/2016 | 31 | |
| 11/16/2016 | 36 | |
| 1/26/2017 | 49 (O) | |
| 3/23/2017 | 21 | |
| 5/3/2017 | 17 | |
| 10/5/2017 | 16 | |
| 1/24/2018 | 10 | |
| 6/21/2018 | 11 | |
| 9/26/2018 | 20 | |
| 1/22/2019 | 12 | |
| 6/25/2019 | 14 | |
| 9/10/2019 | 14 | |
| 3/12/2020 | 18 | |
| 9/14/2020 | 15 | |
| 3/16/2021 | 17 | |
| 8/20/2021 | 17 | |
| 3/2/2022 | 14 | |
| 8/11/2022 | 19 | |
| 2/15/2023 | 14 | |
| 8/9/2023 | 19 | |
| 2/21/2024 | | 19 |
| 7/30/2024 | | 20 |
| 2/13/2025 | | 52 |
| 8/13/2025 | | 37 |

# Mann-Whitney (Wilcoxon Rank Sum)

Constituent: Sulfate (mg/L) Analysis Run 3/31/2026 5:08 AM View: Mann-Whitney

Plant Wansley Client: Southern Company Data: Wansley Landfill

| | GWC-9 | GWC-9 |
|---|---|---|
| 3/29/2016 | 14.6203 | |
| 5/24/2016 | 14.7 | |
| 7/25/2016 | 20 | |
| 9/19/2016 | 22 | |
| 11/16/2016 | 22 | |
| 1/31/2017 | 44 | |
| 3/23/2017 | 29 | |
| 5/2/2017 | 18 | |
| 10/3/2017 | 17 | |
| 1/24/2018 | 14 | |
| 6/21/2018 | 13 | |
| 9/26/2018 | 17 | |
| 1/22/2019 | 12 | |
| 6/25/2019 | 11 | |
| 9/16/2019 | 16 | |
| 3/16/2020 | 11 | |
| 9/11/2020 | 16 | |
| 3/16/2021 | 9.2 | |
| 8/25/2021 | 14 | |
| 3/9/2022 | 6.6 | |
| 8/16/2022 | 27 | |
| 2/15/2023 | 9.4 | |
| 8/9/2023 | 25 | |
| 2/19/2024 | | 16 |
| 7/31/2024 | | 17 |
| 2/18/2025 | | 14 |
| 8/13/2025 | | 21 |

# Mann-Whitney (Wilcoxon Rank Sum)

Constituent: Sulfate (mg/L) Analysis Run 3/31/2026 5:08 AM View: Mann-Whitney

Plant Wansley Client: Southern Company Data: Wansley Landfill

| | GWC-10 | GWC-10 |
|---|---|---|
| 3/30/2016 | 24.0688 | |
| 5/25/2016 | 20.7 | |
| 7/27/2016 | 28 | |
| 9/16/2016 | 29 | |
| 11/17/2016 | 40 | |
| 2/1/2017 | 40 | |
| 3/24/2017 | 28 | |
| 5/3/2017 | 38 | |
| 10/4/2017 | 45 | |
| 1/25/2018 | 33 | |
| 6/21/2018 | 21 | |
| 9/27/2018 | 28 | |
| 1/31/2019 | 20 | |
| 6/26/2019 | 13 | |
| 9/17/2019 | 12 | |
| 3/17/2020 | 16 | |
| 9/10/2020 | 17 | |
| 3/18/2021 | 11 | |
| 8/20/2021 | 10 | |
| 3/8/2022 | 13 | |
| 8/16/2022 | 8.5 | |
| 2/15/2023 | 8.5 | |
| 8/10/2023 | 6.9 | |
| 2/20/2024 | | 13 |
| 7/31/2024 | | 8.2 |
| 2/19/2025 | | 10 |
| 8/19/2025 | | 6.1 |

# Mann-Whitney (Wilcoxon Rank Sum)

Constituent: Sulfate (mg/L) Analysis Run 3/31/2026 5:08 AM View: Mann-Whitney

Plant Wansley Client: Southern Company Data: Wansley Landfill

| | GWC-11 | GWC-11 |
|---|---|---|
| 3/29/2016 | <1 | |
| 5/25/2016 | <1 | |
| 7/25/2016 | <1 | |
| 9/19/2016 | <1 | |
| 11/16/2016 | <1 | |
| 1/31/2017 | 3.7 (O) | |
| 3/23/2017 | 1.5 | |
| 5/2/2017 | <1 | |
| 10/4/2017 | <1 | |
| 1/24/2018 | <1 | |
| 6/20/2018 | <1 | |
| 9/27/2018 | <1 | |
| 1/24/2019 | 0.77 (J) | |
| 6/26/2019 | 0.47 (J) | |
| 9/16/2019 | <1 | |
| 3/16/2020 | 0.44 (J) | |
| 9/10/2020 | <1 | |
| 3/17/2021 | <1 | |
| 8/23/2021 | <1 | |
| 3/7/2022 | <1 | |
| 8/15/2022 | <1 | |
| 2/21/2023 | 0.43 (J) | |
| 8/14/2023 | 0.5 (J) | |
| 2/14/2024 | | 0.9 (J) |
| 8/6/2024 | | <1 |
| 2/18/2025 | | 1.6 |
| 10/15/2025 | | 0.84 (J) |

ND substitution: RL or RL/2 if <15% NDs.

# Mann-Whitney (Wilcoxon Rank Sum)

Constituent: Sulfate (mg/L) Analysis Run 3/31/2026 5:08 AM View: Mann-Whitney

Plant Wansley Client: Southern Company Data: Wansley Landfill

| | GWC-12 | GWC-12 |
|---|---|---|
| 3/29/2016 | 19.1889 | |
| 5/25/2016 | 19.8 | |
| 7/22/2016 | 20 | |
| 9/15/2016 | 20 | |
| 11/16/2016 | 19 | |
| 1/31/2017 | 23 | |
| 3/23/2017 | 23 | |
| 5/3/2017 | 22 | |
| 10/4/2017 | 22 | |
| 1/24/2018 | 22 | |
| 6/26/2018 | 23 | |
| 9/28/2018 | 24 | |
| 1/25/2019 | 25 | |
| 6/26/2019 | 25 | |
| 9/11/2019 | 26 | |
| 3/18/2020 | 25 | |
| 9/10/2020 | 26 | |
| 3/16/2021 | 29 | |
| 8/19/2021 | 33 | |
| 3/7/2022 | 40 | |
| 8/16/2022 | 36 | |
| 2/15/2023 | 32 | |
| 8/14/2023 | 30 | |
| 2/20/2024 | | 37 |
| 8/6/2024 | | 30 |
| 2/17/2025 | | 37 |
| 8/18/2025 | | 35 |

# Mann-Whitney (Wilcoxon Rank Sum)

Constituent: Sulfate (mg/L) Analysis Run 3/31/2026 5:08 AM View: Mann-Whitney

Plant Wansley Client: Southern Company Data: Wansley Landfill

| | GWC-13 | GWC-13 |
|---|---|---|
| 3/29/2016 | 2.8316 | |
| 5/25/2016 | 2.62 | |
| 7/26/2016 | 2.7 | |
| 9/15/2016 | 2.6 | |
| 11/17/2016 | 2.2 | |
| 1/31/2017 | 2.6 | |
| 3/23/2017 | 2.6 | |
| 5/3/2017 | 2.6 | |
| 10/5/2017 | 2.5 | |
| 1/25/2018 | 2.5 | |
| 6/20/2018 | 2.5 | |
| 10/2/2018 | 2.7 | |
| 1/22/2019 | 2.8 | |
| 6/25/2019 | 3 | |
| 9/12/2019 | 2.2 | |
| 3/12/2020 | 4.5 | |
| 9/10/2020 | 2.3 | |
| 3/17/2021 | 2.5 | |
| 8/23/2021 | 2 | |
| 3/8/2022 | 3.3 | |
| 8/15/2022 | 1.8 | |
| 2/21/2023 | 1.8 | |
| 8/16/2023 | 2 | |
| 2/19/2024 | | 3.7 |
| 8/5/2024 | | 1.8 |
| 2/18/2025 | | 2.3 |
| 8/19/2025 | | 2.3 |

# Mann-Whitney (Wilcoxon Rank Sum)

Constituent: Sulfate (mg/L) Analysis Run 3/31/2026 5:08 AM View: Mann-Whitney

Plant Wansley Client: Southern Company Data: Wansley Landfill

| | GWC-14 | GWC-14 |
|---|---|---|
| 3/30/2016 | 7.2023 | |
| 5/25/2016 | 10.5 | |
| 7/26/2016 | 38 | |
| 9/15/2016 | 13 | |
| 11/17/2016 | 18 | |
| 2/1/2017 | 8.2 | |
| 3/23/2017 | 10 | |
| 5/3/2017 | 10 | |
| 10/4/2017 | 22 | |
| 1/25/2018 | 9.9 | |
| 6/20/2018 | 18 | |
| 10/1/2018 | 11 | |
| 1/22/2019 | 13 | |
| 6/25/2019 | 13 | |
| 9/12/2019 | 22 | |
| 3/17/2020 | 12 | |
| 9/10/2020 | 17 | |
| 3/17/2021 | 16 | |
| 8/23/2021 | 8.6 | |
| 3/7/2022 | 16 | |
| 8/16/2022 | 18 | |
| 2/17/2023 | 5.7 | |
| 8/14/2023 | 2.7 | |
| 2/19/2024 | | 7.7 |
| 8/6/2024 | | 9.3 (J) |
| 2/17/2025 | | 7.8 |
| 8/19/2025 | | 14 |

# Mann-Whitney (Wilcoxon Rank Sum)

Constituent: Sulfate (mg/L) Analysis Run 3/31/2026 5:08 AM View: Mann-Whitney

Plant Wansley Client: Southern Company Data: Wansley Landfill

| | GWC-15 | GWC-15 |
|---|---|---|
| 3/30/2016 | 1.7296 | |
| 5/25/2016 | 1.52 | |
| 7/26/2016 | 1.2 | |
| 9/20/2016 | 0.85 (J) | |
| 11/17/2016 | 0.83 (J) | |
| 2/1/2017 | 1.9 | |
| 3/23/2017 | 1.6 | |
| 5/3/2017 | 1.3 | |
| 10/4/2017 | 1.4 | |
| 1/25/2018 | 1.4 | |
| 6/20/2018 | 2.1 | |
| 10/1/2018 | 1.4 | |
| 1/22/2019 | 2 | |
| 6/25/2019 | 2 | |
| 9/17/2019 | 1.4 | |
| 3/16/2020 | 2.3 | |
| 9/10/2020 | 1.2 | |
| 3/18/2021 | 1.7 | |
| 8/24/2021 | 2 | |
| 3/7/2022 | 3.1 | |
| 8/16/2022 | 1.1 | |
| 2/21/2023 | 1.1 | |
| 8/14/2023 | 1.3 | |
| 2/21/2024 | | 4.1 |
| 8/6/2024 | | 2 |
| 2/18/2025 | | 2.4 |
| 8/18/2025 | | 1.9 |

# Mann-Whitney (Wilcoxon Rank Sum)

Constituent: Sulfate (mg/L) Analysis Run 3/31/2026 5:08 AM View: Mann-Whitney

Plant Wansley Client: Southern Company Data: Wansley Landfill

| | GWC-16 | GWC-16 |
|---|---|---|
| 3/30/2016 | 0.5433 (J) | |
| 5/25/2016 | 0.4393 (J) | |
| 7/27/2016 | <1 | |
| 9/16/2016 | <1 | |
| 11/17/2016 | <1 | |
| 2/1/2017 | <1 | |
| 3/24/2017 | <1 | |
| 5/3/2017 | <1 | |
| 10/5/2017 | <1 | |
| 1/25/2018 | <1 | |
| 6/20/2018 | <1 | |
| 10/1/2018 | <1 | |
| 1/25/2019 | 0.66 (J) | |
| 6/25/2019 | 0.84 (J) | |
| 9/11/2019 | 0.6 (J) | |
| 3/17/2020 | 0.84 (J) | |
| 9/11/2020 | 0.4 (J) | |
| 3/17/2021 | <1 | |
| 8/20/2021 | 1 | |
| 3/8/2022 | 1.1 | |
| 8/16/2022 | <1 | |
| 2/20/2023 | <1 | |
| 8/14/2023 | 0.43 (J) | |
| 2/21/2024 | | <1 |
| 8/5/2024 | | <1 |
| 2/11/2025 | | 1.1 |
| 8/15/2025 | | 0.9 (J) |

ND substitution: RL or RL/2 if <15% NDs.

# Mann-Whitney (Wilcoxon Rank Sum)

Constituent: Sulfate (mg/L) Analysis Run 3/31/2026 5:08 AM View: Mann-Whitney

Plant Wansley Client: Southern Company Data: Wansley Landfill

| | GWC-17 | GWC-17 |
|---|---|---|
| 3/30/2016 | 0.8313 (J) | |
| 5/25/2016 | 0.795 (J) | |
| 7/27/2016 | 0.7 (J) | |
| 9/19/2016 | <5 | |
| 11/17/2016 | 0.75 (J) | |
| 2/1/2017 | <5 | |
| 3/24/2017 | <5 | |
| 5/3/2017 | <5 | |
| 10/4/2017 | <5 | |
| 1/25/2018 | <5 | |
| 6/26/2018 | <5 | |
| 10/2/2018 | <5 | |
| 1/24/2019 | 0.88 (J) | |
| 6/25/2019 | 1.1 | |
| 9/11/2019 | 0.99 (J) | |
| 3/17/2020 | 1.2 | |
| 9/14/2020 | 0.92 (J) | |
| 3/16/2021 | <5 | |
| 8/20/2021 | 1.1 | |
| 3/8/2022 | 1 | |
| 8/11/2022 | <5 | |
| 2/20/2023 | 0.5 (J) | |
| 8/10/2023 | 0.61 (J) | |
| 2/20/2024 | | 4.7 |
| 8/7/2024 | | <5 |
| 2/13/2025 | | 0.84 (J) |
| 8/13/2025 | | 1.2 |

ND substitution: RL or RL/2 if <15% NDs.

# Mann-Whitney (Wilcoxon Rank Sum)

Constituent: Sulfate (mg/L) Analysis Run 3/31/2026 5:08 AM View: Mann-Whitney

Plant Wansley Client: Southern Company Data: Wansley Landfill

| | GWC-18 | GWC-18 |
|---|---|---|
| 3/30/2016 | 0.6239 (J) | |
| 5/26/2016 | 0.598 (J) | |
| 7/25/2016 | <1 | |
| 9/19/2016 | <1 | |
| 11/17/2016 | <1 | |
| 2/1/2017 | <1 | |
| 3/24/2017 | <1 | |
| 5/3/2017 | <1 | |
| 10/5/2017 | <1 | |
| 1/25/2018 | <1 | |
| 6/21/2018 | <1 | |
| 9/28/2018 | <1 | |
| 1/28/2019 | 0.69 (J) | |
| 6/27/2019 | 0.85 (J) | |
| 9/11/2019 | 0.7 (J) | |
| 3/17/2020 | 1 | |
| 9/14/2020 | 0.7 (J) | |
| 3/16/2021 | <1 | |
| 8/24/2021 | 0.89 (J) | |
| 3/8/2022 | 1.1 | |
| 8/11/2022 | <1 | |
| 2/20/2023 | 0.41 (J) | |
| 8/9/2023 | 0.64 (J) | |
| 2/21/2024 | | 1.1 |
| 8/7/2024 | | <1 |
| 2/13/2025 | | 0.71 (J) |
| 8/13/2025 | | 1.2 |

ND substitution: RL or RL/2 if <15% NDs.

# Mann-Whitney (Wilcoxon Rank Sum)

Constituent: Sulfate (mg/L) Analysis Run 3/31/2026 5:08 AM View: Mann-Whitney

Plant Wansley Client: Southern Company Data: Wansley Landfill

| | GWC-19 | GWC-19 |
|---|---|---|
| 3/30/2016 | 2.3237 | |
| 5/26/2016 | 0.574 (J) | |
| 7/25/2016 | <1 | |
| 9/19/2016 | <1 | |
| 11/17/2016 | <1 | |
| 2/2/2017 | 8.6 (O) | |
| 3/24/2017 | 2.5 | |
| 5/3/2017 | 0.88 (J) | |
| 10/5/2017 | 0.81 (J) | |
| 1/25/2018 | 0.77 (J) | |
| 6/21/2018 | <1 | |
| 9/27/2018 | <1 | |
| 1/28/2019 | 1.2 | |
| 6/26/2019 | 0.88 (J) | |
| 9/12/2019 | 0.39 (J) | |
| 3/18/2020 | 1.1 | |
| 9/15/2020 | 0.53 (J) | |
| 3/17/2021 | <1 | |
| 8/24/2021 | 2.5 | |
| 3/8/2022 | 0.94 (J) | |
| 8/11/2022 | <1 | |
| 2/21/2023 | 0.52 (J) | |
| 8/9/2023 | 0.48 (J) | |
| 2/21/2024 | | 1.2 |
| 8/6/2024 | | 0.59 (J) |
| 2/14/2025 | | 1.3 |
| 8/13/2025 | | 0.8 (J) |

ND substitution: RL or RL/2 if <15% NDs.

# Mann-Whitney (Wilcoxon Rank Sum)

Constituent: Sulfate (mg/L) Analysis Run 3/31/2026 5:08 AM View: Mann-Whitney

Plant Wansley Client: Southern Company Data: Wansley Landfill

| | GWC-20 | GWC-20 |
|---|---|---|
| 3/30/2016 | 1.0356 | |
| 5/26/2016 | 0.979 (J) | |
| 7/25/2016 | 0.94 (J) | |
| 9/20/2016 | 0.83 (J) | |
| 11/17/2016 | 0.71 (J) | |
| 2/2/2017 | 0.82 (J) | |
| 3/28/2017 | 0.75 (J) | |
| 5/4/2017 | 1.1 | |
| 10/6/2017 | 0.79 (J) | |
| 1/26/2018 | <1 | |
| 6/21/2018 | 1.3 | |
| 9/27/2018 | 1.2 | |
| 1/28/2019 | 0.9 (J) | |
| 6/25/2019 | 0.99 (J) | |
| 9/11/2019 | 1.1 | |
| 3/18/2020 | 0.72 (J) | |
| 9/15/2020 | 0.83 (J) | |
| 3/16/2021 | <1 | |
| 8/24/2021 | 0.88 (J) | |
| 3/7/2022 | 1.3 | |
| 8/16/2022 | 0.58 (J) | |
| 2/22/2023 | 0.65 (J) | |
| 8/9/2023 | 0.78 (J) | |
| 2/20/2024 | | 2.6 |
| 8/2/2024 | | <1 |
| 2/14/2025 | | 0.65 (J) |
| 8/12/2025 | | 1.6 |

ND substitution: RL or RL/2 if <15% NDs.

# Mann-Whitney (Wilcoxon Rank Sum)

Constituent: Sulfate (mg/L) Analysis Run 3/31/2026 5:08 AM View: Mann-Whitney

Plant Wansley Client: Southern Company Data: Wansley Landfill

| | GWC-21 | GWC-21 |
|---|---|---|
| 3/30/2016 | 0.3269 (J) | |
| 5/26/2016 | <1 | |
| 7/26/2016 | <1 | |
| 9/20/2016 | <1 | |
| 11/17/2016 | <1 | |
| 2/2/2017 | <1 | |
| 3/28/2017 | <1 | |
| 5/4/2017 | <1 | |
| 10/6/2017 | <1 | |
| 1/26/2018 | <1 | |
| 6/20/2018 | <1 | |
| 9/27/2018 | <1 | |
| 1/24/2019 | <1 | |
| 6/25/2019 | <1 | |
| 9/11/2019 | 0.42 (J) | |
| 3/18/2020 | <1 | |
| 9/15/2020 | <1 | |
| 3/16/2021 | <1 | |
| 8/19/2021 | <1 | |
| 3/7/2022 | 1.1 | |
| 8/16/2022 | <1 | |
| 2/21/2023 | <1 | |
| 8/9/2023 | <1 | |
| 2/19/2024 | | 0.98 (J) |
| 7/30/2024 | | <1 |
| 2/11/2025 | | 0.46 (J) |
| 8/12/2025 | | <1 |

ND substitution: RL or RL/2 if <15% NDs.

# Mann-Whitney (Wilcoxon Rank Sum)

Constituent: Sulfate (mg/L) Analysis Run 3/31/2026 5:08 AM View: Mann-Whitney

Plant Wansley Client: Southern Company Data: Wansley Landfill

| | GWC-22 | GWC-22 |
|---|---|---|
| 3/31/2016 | 0.3648 (J) | |
| 5/26/2016 | 0.562 (J) | |
| 7/26/2016 | <1 | |
| 9/20/2016 | <1 | |
| 11/17/2016 | <1 | |
| 2/3/2017 | <1 | |
| 3/28/2017 | <1 | |
| 5/3/2017 | <1 | |
| 10/5/2017 | <1 | |
| 1/25/2018 | <1 | |
| 6/20/2018 | <1 | |
| 10/1/2018 | <1 | |
| 1/24/2019 | 0.81 (J) | |
| 6/25/2019 | 0.76 (J) | |
| 9/10/2019 | <1 | |
| 3/18/2020 | 0.65 (J) | |
| 9/10/2020 | 0.54 (J) | |
| 3/15/2021 | <1 | |
| 8/19/2021 | 1.2 | |
| 3/8/2022 | <1 | |
| 8/17/2022 | <1 | |
| 2/14/2023 | 0.54 (J) | |
| 8/14/2023 | 0.53 (J) | |
| 2/14/2024 | | 0.62 (J) |
| 8/6/2024 | | 0.59 (J) |
| 2/11/2025 | | 0.87 (J) |
| 8/12/2025 | | 1.1 |

ND substitution: RL or RL/2 if <15% NDs.

# Mann-Whitney (Wilcoxon Rank Sum)

Constituent: Sulfate (mg/L) Analysis Run 3/31/2026 5:08 AM View: Mann-Whitney

Plant Wansley Client: Southern Company Data: Wansley Landfill

| | GWC-23 | GWC-23 |
|---|---|---|
| 3/29/2016 | 0.5302 (J) | |
| 5/25/2016 | 0.3659 (J) | |
| 7/27/2016 | <1 | |
| 9/20/2016 | <1 | |
| 11/18/2016 | <1 | |
| 2/3/2017 | <1 | |
| 3/28/2017 | <1 | |
| 5/4/2017 | <1 | |
| 10/5/2017 | <1 | |
| 1/25/2018 | <1 | |
| 6/20/2018 | <1 | |
| 10/1/2018 | <1 | |
| 1/25/2019 | 0.38 (J) | |
| 6/26/2019 | 0.64 (J) | |
| 9/12/2019 | 0.54 (J) | |
| 3/18/2020 | <1 | |
| 9/10/2020 | <1 | |
| 3/18/2021 | <1 | |
| 8/23/2021 | <1 | |
| 3/9/2022 | 0.76 (J) | |
| 8/16/2022 | <1 | |
| 2/21/2023 | <1 | |
| 8/15/2023 | 0.44 (J) | |
| 2/19/2024 | | 1.5 |
| 7/30/2024 | | <1 |
| 2/11/2025 | | 0.73 (J) |
| 8/12/2025 | | <1 |

ND substitution: RL or RL/2 if <15% NDs.

# Mann-Whitney (Wilcoxon Rank Sum)

Constituent: Sulfate (mg/L) Analysis Run 3/31/2026 5:08 AM View: Mann-Whitney

Plant Wansley Client: Southern Company Data: Wansley Landfill

| | GWC-24 | GWC-24 |
|---|---|---|
| 3/30/2016 | 1.0189 | |
| 5/25/2016 | 0.6811 (J) | |
| 7/27/2016 | <1 | |
| 9/16/2016 | <1 | |
| 11/18/2016 | <1 | |
| 2/3/2017 | <1 | |
| 3/29/2017 | <1 | |
| 5/4/2017 | <1 | |
| 10/5/2017 | <1 | |
| 1/25/2018 | <1 | |
| 6/27/2018 | <1 | |
| 9/28/2018 | <1 | |
| 1/31/2019 | <1 | |
| 6/26/2019 | 0.71 (J) | |
| 9/11/2019 | 0.59 (J) | |
| 3/12/2020 | 2.3 | |
| 9/15/2020 | 0.53 (J) | |
| 3/18/2021 | <1 | |
| 8/19/2021 | 0.77 (J) | |
| 3/10/2022 | 0.83 (J) | |
| 8/18/2022 | <1 | |
| 2/16/2023 | 0.4 (J) | |
| 8/16/2023 | 0.6 (J) | |
| 2/22/2024 | | 0.57 (J) |
| 8/6/2024 | | <1 |
| 2/14/2025 | | 0.57 (J) |
| 8/14/2025 | | 1.2 |

ND substitution: RL or RL/2 if <15% NDs.

# Mann-Whitney (Wilcoxon Rank Sum)

Constituent: Sulfate (mg/L) Analysis Run 3/31/2026 5:08 AM View: Mann-Whitney

Plant Wansley Client: Southern Company Data: Wansley Landfill

| | GWC-25 | GWC-25 |
|---|---|---|
| 3/28/2016 | 8.3151 | |
| 5/26/2016 | 4.31 | |
| 7/27/2016 | 6.1 | |
| 9/19/2016 | 11 | |
| 11/15/2016 | 18 | |
| 1/24/2017 | 26 (O) | |
| 3/23/2017 | 23 (O) | |
| 5/2/2017 | 27 (O) | |
| 10/5/2017 | 16 | |
| 1/25/2018 | 15 | |
| 6/27/2018 | 12 | |
| 9/26/2018 | 12 | |
| 1/24/2019 | 1.4 | |
| 6/25/2019 | 1.6 | |
| 9/11/2019 | 5.7 | |
| 3/12/2020 | 9.7 | |
| 9/14/2020 | 3.8 | |
| 3/17/2021 | 7.2 | |
| 8/19/2021 | 7.2 | |
| 3/8/2022 | 5.4 | |
| 8/10/2022 | 5.2 | |
| 2/21/2023 | 7.4 | |
| 8/15/2023 | 5.7 | |
| 2/21/2024 | | 9.6 |
| 8/1/2024 | | 11 |
| 2/14/2025 | | 6.3 |
| 8/13/2025 | | 10 |

# Mann-Whitney (Wilcoxon Rank Sum)

Constituent: Sulfate (mg/L) Analysis Run 3/31/2026 5:08 AM View: Mann-Whitney

Plant Wansley Client: Southern Company Data: Wansley Landfill

| | GWC-26 | GWC-26 |
|---|---|---|
| 3/24/2016 | 0.4337 (J) | |
| 5/25/2016 | 0.3421 (J) | |
| 7/26/2016 | <1 | |
| 9/19/2016 | <1 | |
| 11/14/2016 | <1 | |
| 1/19/2017 | <1 | |
| 3/16/2017 | <1 | |
| 5/1/2017 | <1 | |
| 10/4/2017 | <1 | |
| 1/22/2018 | <1 | |
| 6/27/2018 | <1 | |
| 9/27/2018 | <1 | |
| 1/24/2019 | 0.57 (J) | |
| 6/25/2019 | 0.78 (J) | |
| 9/12/2019 | <1 | |
| 3/13/2020 | 1.8 | |
| 9/15/2020 | 0.45 (J) | |
| 3/17/2021 | <1 | |
| 8/19/2021 | 0.82 (J) | |
| 3/9/2022 | <1 | |
| 8/10/2022 | <1 | |
| 2/21/2023 | <1 | |
| 8/16/2023 | 0.47 (J) | |
| 2/20/2024 | | 1.3 |
| 8/2/2024 | | 0.8 (J) |
| 2/13/2025 | | 0.53 (J) |
| 8/13/2025 | | <1 |

ND substitution: RL or RL/2 if <15% NDs.

# Mann-Whitney (Wilcoxon Rank Sum)

Constituent: Sulfate (mg/L) Analysis Run 3/31/2026 5:08 AM View: Mann-Whitney

Plant Wansley Client: Southern Company Data: Wansley Landfill

| | GWC-27 | GWC-27 |
|---|---|---|
| 3/23/2016 | 1.3897 | |
| 5/24/2016 | 0.598 (J) | |
| 7/26/2016 | 3 | |
| 9/19/2016 | 1.6 | |
| 11/11/2016 | 3 | |
| 1/20/2017 | 2.2 | |
| 3/16/2017 | 0.95 (J) | |
| 4/28/2017 | 2.1 | |
| 10/3/2017 | <1 | |
| 1/19/2018 | 1.4 | |
| 3/16/2018 | <1 | |
| 6/27/2018 | 1.7 | |
| 9/27/2018 | 2.5 | |
| 1/24/2019 | 0.39 (J) | |
| 6/26/2019 | 3.2 | |
| 9/12/2019 | 0.82 (J) | |
| 3/12/2020 | 2 | |
| 9/9/2020 | 2.4 | |
| 3/18/2021 | 2.3 | |
| 8/23/2021 | 0.78 (J) | |
| 3/8/2022 | 1.6 | |
| 8/10/2022 | 1.7 | |
| 2/20/2023 | 0.47 (J) | |
| 8/15/2023 | 1.7 | |
| 2/20/2024 | | 2.5 |
| 7/30/2024 | | 1.8 |
| 2/11/2025 | | 1.9 |
| 8/13/2025 | | 2.2 |

ND substitution: RL or RL/2 if <15% NDs.

# Mann-Whitney (Wilcoxon Rank Sum)

Constituent: Sulfate (mg/L) Analysis Run 3/31/2026 5:08 AM View: Mann-Whitney

Plant Wansley Client: Southern Company Data: Wansley Landfill

| | GWC-30 | GWC-30 |
|---|---|---|
| 3/23/2016 | 1.3729 | |
| 5/20/2016 | 1.31 | |
| 7/21/2016 | 1.3 | |
| 9/20/2016 | 1.3 | |
| 11/14/2016 | 1.1 | |
| 1/24/2017 | 1.3 | |
| 3/17/2017 | 1.3 | |
| 5/1/2017 | 1.2 | |
| 10/4/2017 | 1.2 | |
| 1/24/2018 | 1 | |
| 6/21/2018 | 1 | |
| 10/3/2018 | 1.2 | |
| 1/30/2019 | 1.2 | |
| 6/27/2019 | 1.7 | |
| 9/10/2019 | 1.3 | |
| 3/11/2020 | 3.3 | |
| 9/10/2020 | 1 | |
| 3/18/2021 | 1.1 | |
| 8/23/2021 | 1.2 | |
| 3/2/2022 | 1.4 | |
| 8/10/2022 | 0.79 (J) | |
| 2/14/2023 | 1 | |
| 8/16/2023 | 1.1 | |
| 2/21/2024 | | 2.5 |
| 8/5/2024 | | 1 |
| 2/13/2025 | | 1.2 |
| 8/14/2025 | | 1.4 |

# Mann-Whitney (Wilcoxon Rank Sum)

Constituent: Sulfate (mg/L) Analysis Run 3/31/2026 5:08 AM View: Mann-Whitney

Plant Wansley Client: Southern Company Data: Wansley Landfill

| | GWC-31 | GWC-31 |
|---|---|---|
| 3/30/2016 | 15.0114 | |
| 5/25/2016 | 19.1 | |
| 1/25/2017 | 13 | |
| 7/19/2017 | 15 | |
| 9/6/2017 | 76 (Jo) | |
| 10/6/2017 | 19 | |
| 1/23/2018 | 15 | |
| 3/16/2018 | 12 | |
| 6/27/2018 | 14 | |
| 10/3/2018 | 18 | |
| 1/31/2019 | 10 | |
| 6/26/2019 | 9.9 | |
| 3/17/2020 | 7.3 | |
| 9/11/2020 | 15 | |
| 3/16/2021 | 11 | |
| 8/25/2021 | 12 | |
| 3/10/2022 | 8.9 | |
| 8/16/2022 | 11 | |
| 2/22/2023 | 9.8 | |
| 8/16/2023 | 9.6 | |
| 2/21/2024 | | 11 |
| 2/18/2025 | | 8.8 |
| 8/15/2025 | | 10 |

# Mann-Whitney (Wilcoxon Rank Sum)

Constituent: Sulfate (mg/L) Analysis Run 3/31/2026 5:08 AM View: Mann-Whitney

Plant Wansley Client: Southern Company Data: Wansley Landfill

| | GWC-32 | GWC-32 |
|---|---|---|
| 3/23/2016 | 12.8473 | |
| 5/24/2016 | 13.5 | |
| 7/22/2016 | 12 | |
| 9/16/2016 | 12 | |
| 11/15/2016 | 13 | |
| 1/26/2017 | 9.2 | |
| 3/24/2017 | 9.2 | |
| 5/2/2017 | 9 | |
| 10/6/2017 | 8.8 | |
| 1/23/2018 | 9.4 | |
| 3/16/2018 | 9.1 | |
| 6/26/2018 | 12 | |
| 10/2/2018 | 9.7 | |
| 1/30/2019 | 11 | |
| 6/27/2019 | 9.9 | |
| 9/12/2019 | 9.7 | |
| 3/18/2020 | 8.8 | |
| 9/15/2020 | 9.9 | |
| 3/17/2021 | 9.1 | |
| 8/24/2021 | 10 | |
| 3/9/2022 | 7.6 | |
| 8/10/2022 | 8.7 | |
| 2/15/2023 | 8.3 | |
| 8/15/2023 | 9.1 | |
| 2/20/2024 | | 11 |
| 8/6/2024 | | 2.8 |
| 2/19/2025 | | 7.2 |
| 8/14/2025 | | 8.3 |

# Mann-Whitney (Wilcoxon Rank Sum)

Constituent: Sulfate (mg/L) Analysis Run 3/31/2026 5:08 AM View: Mann-Whitney

Plant Wansley Client: Southern Company Data: Wansley Landfill

| | GWC-33 | GWC-33 |
|---|---|---|
| 3/23/2016 | 19.6956 | |
| 11/17/2016 | 22 | |
| 1/25/2017 | 50 (O) | |
| 3/23/2017 | 28 | |
| 5/1/2017 | 25 | |
| 7/19/2017 | 22 | |
| 8/4/2017 | 25 | |
| 8/24/2017 | 19 | |
| 9/6/2017 | <100 (o) | |
| 10/5/2017 | 18 | |
| 1/23/2018 | 14 | |
| 6/26/2018 | 9.2 | |
| 10/2/2018 | 11 | |
| 1/30/2019 | 14 | |
| 6/26/2019 | 10 | |
| 9/12/2019 | 12 | |
| 3/12/2020 | 11 | |
| 9/16/2020 | 7 | |
| 3/18/2021 | 9.1 | |
| 8/24/2021 | 8.1 | |
| 3/9/2022 | 7.4 | |
| 8/15/2022 | 7.7 | |
| 2/20/2023 | 7.5 | |
| 8/15/2023 | 7.6 | |
| 2/20/2024 | | 11 |
| 7/31/2024 | | 7.5 |
| 2/19/2025 | | 8.6 |
| 8/19/2025 | | 8.2 |

# Mann-Whitney (Wilcoxon Rank Sum)

Constituent: Sulfate (mg/L) Analysis Run 3/31/2026 5:08 AM View: Mann-Whitney

Plant Wansley Client: Southern Company Data: Wansley Landfill

| | GWC-34 | GWC-34 |
|---|---|---|
| 3/24/2016 | 1.8782 | |
| 5/23/2016 | 1.44 | |
| 7/21/2016 | 1.6 | |
| 9/15/2016 | 1.6 | |
| 11/15/2016 | 1.3 | |
| 1/25/2017 | 1.5 | |
| 3/22/2017 | 1.5 | |
| 5/1/2017 | 1.4 | |
| 10/3/2017 | 1.4 | |
| 1/23/2018 | 1.2 | |
| 6/20/2018 | 1.7 | |
| 10/2/2018 | 1.4 | |
| 1/28/2019 | 1.6 | |
| 6/26/2019 | 1.9 | |
| 9/11/2019 | 1.6 | |
| 3/11/2020 | 3.8 | |
| 9/11/2020 | 1.2 | |
| 3/16/2021 | 1.3 | |
| 8/24/2021 | 1.4 | |
| 3/2/2022 | 1.6 | |
| 8/10/2022 | 0.89 (J) | |
| 2/20/2023 | 1 | |
| 8/16/2023 | 1.2 | |
| 2/22/2024 | | 2.5 |
| 8/5/2024 | | 1.5 |
| 2/13/2025 | | 1.3 |
| 8/14/2025 | | 1.7 |

# Mann-Whitney (Wilcoxon Rank Sum)

Constituent: Sulfate (mg/L) Analysis Run 3/31/2026 5:08 AM View: Mann-Whitney

Plant Wansley Client: Southern Company Data: Wansley Landfill

| | GWC-35 | GWC-35 |
|---|---|---|
| 3/24/2016 | 2.7482 | |
| 5/23/2016 | 2.76 | |
| 7/21/2016 | 2.8 | |
| 9/15/2016 | 2.4 | |
| 11/15/2016 | 2.3 | |
| 1/26/2017 | 2.7 | |
| 3/22/2017 | 2.4 | |
| 5/2/2017 | 2.5 | |
| 10/3/2017 | 2.5 | |
| 1/23/2018 | 2.4 | |
| 6/19/2018 | 2.7 | |
| 10/1/2018 | 2.8 | |
| 1/21/2019 | 2.7 | |
| 6/26/2019 | 2.8 | |
| 9/12/2019 | 2.3 | |
| 3/11/2020 | 4.7 | |
| 9/11/2020 | 2 | |
| 3/16/2021 | 2.2 | |
| 8/18/2021 | 2.7 | |
| 3/2/2022 | 3.2 | |
| 8/15/2022 | 2.4 | |
| 2/20/2023 | 2.2 | |
| 8/16/2023 | 3.5 | |
| 2/22/2024 | | 4.7 |
| 8/5/2024 | | 4.5 |
| 2/18/2025 | | 7 |
| 8/14/2025 | | 8.6 |

# Mann-Whitney (Wilcoxon Rank Sum)

Constituent: TDS (mg/L) Analysis Run 3/31/2026 5:08 AM View: Mann-Whitney

Plant Wansley Client: Southern Company Data: Wansley Landfill

| | GWA-1 | GWA-1 |
|---|---|---|
| 3/23/2016 | <10 | |
| 5/20/2016 | <10 | |
| 7/21/2016 | 14 | |
| 9/15/2016 | 12 | |
| 11/11/2016 | 4 (J) | |
| 1/19/2017 | <10 | |
| 3/16/2017 | 14 | |
| 4/28/2017 | <10 | |
| 10/4/2017 | 34 | |
| 1/19/2018 | <10 | |
| 6/19/2018 | 16 | |
| 9/25/2018 | 24 | |
| 1/17/2019 | 20 | |
| 6/24/2019 | 21 | |
| 9/9/2019 | 16 | |
| 3/10/2020 | 12 | |
| 9/9/2020 | 12 | |
| 3/15/2021 | <10 | |
| 8/16/2021 | 15 | |
| 2/28/2022 | 25 | |
| 8/9/2022 | 21 | |
| 2/14/2023 | 17 | |
| 8/9/2023 | <10 | |
| 2/13/2024 | | 18 |
| 7/30/2024 | | 16 |
| 2/11/2025 | | 22 |
| 8/12/2025 | | 22 |

ND substitution: RL or RL/2 if <15% NDs.

# Mann-Whitney (Wilcoxon Rank Sum)

Constituent: TDS (mg/L) Analysis Run 3/31/2026 5:08 AM View: Mann-Whitney

Plant Wansley Client: Southern Company Data: Wansley Landfill

| | GWA-2 | GWA-2 |
|---|---|---|
| 3/23/2016 | 41 | |
| 5/24/2016 | 51 | |
| 7/26/2016 | 8 | |
| 9/16/2016 | 40 | |
| 11/10/2016 | 58 | |
| 1/19/2017 | 28 | |
| 3/17/2017 | <5 | |
| 4/28/2017 | <5 | |
| 10/3/2017 | 36 | |
| 1/19/2018 | 10 | |
| 6/19/2018 | <5 | |
| 9/25/2018 | 32 | |
| 1/17/2019 | 46 | |
| 6/24/2019 | 72 | |
| 9/10/2019 | 52 | |
| 3/10/2020 | 43 | |
| 9/10/2020 | 40 | |
| 3/15/2021 | 39 | |
| 8/18/2021 | 50 | |
| 3/1/2022 | 26 | |
| 8/9/2022 | 52 | |
| 2/14/2023 | 43 | |
| 8/9/2023 | 47 | |
| 2/14/2024 | | 46 |
| 7/30/2024 | | 48 |
| 2/11/2025 | | 57 |
| 8/12/2025 | | 38 |

ND substitution: RL or RL/2 if <15% NDs.

# Mann-Whitney (Wilcoxon Rank Sum)

Constituent: TDS (mg/L) Analysis Run 3/31/2026 5:08 AM View: Mann-Whitney

Plant Wansley Client: Southern Company Data: Wansley Landfill

| | GWA-4 | GWA-4 |
|---|---|---|
| 3/23/2016 | 139 | |
| 5/19/2016 | 175 | |
| 7/21/2016 | 170 | |
| 9/14/2016 | 150 | |
| 11/10/2016 | 180 | |
| 1/17/2017 | 130 | |
| 3/16/2017 | 180 | |
| 4/27/2017 | 160 | |
| 10/3/2017 | 140 | |
| 1/22/2018 | 140 | |
| 6/19/2018 | 160 | |
| 9/25/2018 | 130 | |
| 1/17/2019 | 160 | |
| 6/24/2019 | 170 | |
| 9/10/2019 | 190 | |
| 3/10/2020 | 190 | |
| 9/9/2020 | 170 | |
| 3/15/2021 | 120 | |
| 8/18/2021 | 150 | |
| 3/1/2022 | 140 | |
| 8/9/2022 | 190 | |
| 2/14/2023 | 150 | |
| 8/9/2023 | 160 | |
| 2/14/2024 | | 170 |
| 7/29/2024 | | 150 |
| 2/10/2025 | | 170 |
| 8/12/2025 | | 180 |

# Mann-Whitney (Wilcoxon Rank Sum)

Constituent: TDS (mg/L) Analysis Run 3/31/2026 5:08 AM View: Mann-Whitney

Plant Wansley Client: Southern Company Data: Wansley Landfill

| | GWA-28 | GWA-28 |
|---|---|---|
| 3/22/2016 | 69 | |
| 5/23/2016 | 92 | |
| 7/25/2016 | 38 | |
| 9/15/2016 | 64 | |
| 11/9/2016 | 80 | |
| 1/17/2017 | 54 | |
| 3/16/2017 | 40 | |
| 4/27/2017 | 84 | |
| 10/3/2017 | 70 | |
| 1/19/2018 | 36 | |
| 6/19/2018 | 70 | |
| 9/25/2018 | 36 | |
| 1/21/2019 | 58 | |
| 6/25/2019 | 88 | |
| 9/10/2019 | 86 | |
| 3/10/2020 | 40 | |
| 9/9/2020 | 43 | |
| 3/15/2021 | 54 | |
| 8/16/2021 | 50 | |
| 3/1/2022 | 72 | |
| 8/9/2022 | 85 | |
| 2/14/2023 | 90 | |
| 8/9/2023 | 76 | |
| 2/14/2024 | | 82 |
| 7/29/2024 | | 81 |
| 2/10/2025 | | 91 |
| 8/12/2025 | | 87 |

# Mann-Whitney (Wilcoxon Rank Sum)

Constituent: TDS (mg/L) Analysis Run 3/31/2026 5:08 AM View: Mann-Whitney

Plant Wansley Client: Southern Company Data: Wansley Landfill

| | GWA-29 | GWA-29 |
|---|---|---|
| 3/22/2016 | 92 | |
| 5/19/2016 | 99 | |
| 7/21/2016 | 100 | |
| 1/17/2017 | 66 | |
| 3/15/2017 | 88 | |
| 4/27/2017 | 92 | |
| 7/18/2017 | 84 | |
| 8/1/2017 | 60 | |
| 10/3/2017 | 46 | |
| 1/19/2018 | 4 (J) | |
| 6/19/2018 | 66 | |
| 9/25/2018 | 80 | |
| 1/18/2019 | 81 | |
| 6/25/2019 | 97 | |
| 9/10/2019 | 120 | |
| 3/10/2020 | 50 | |
| 9/9/2020 | 58 | |
| 3/15/2021 | 77 | |
| 8/18/2021 | 76 | |
| 3/2/2022 | 85 | |
| 8/9/2022 | 93 | |
| 2/13/2023 | 88 | |
| 8/8/2023 | 97 | |
| 2/14/2024 | | 84 |
| 7/30/2024 | | 83 |
| 2/11/2025 | | 84 |
| 8/12/2025 | | 86 |

# Mann-Whitney (Wilcoxon Rank Sum)

Constituent: TDS (mg/L) Analysis Run 3/31/2026 5:08 AM View: Mann-Whitney

Plant Wansley Client: Southern Company Data: Wansley Landfill

| | GWC-5 | GWC-5 |
|---|---|---|
| 3/28/2016 | 172 | |
| 5/23/2016 | 189 | |
| 7/21/2016 | 170 | |
| 9/15/2016 | 180 | |
| 11/15/2016 | 180 | |
| 1/26/2017 | 120 | |
| 3/22/2017 | 110 | |
| 5/2/2017 | 140 | |
| 10/3/2017 | 170 | |
| 1/23/2018 | 210 | |
| 6/25/2018 | 200 | |
| 10/3/2018 | 230 | |
| 1/30/2019 | 220 | |
| 6/26/2019 | 120 | |
| 9/12/2019 | 230 | |
| 3/16/2020 | 210 | |
| 9/9/2020 | 210 | |
| 3/17/2021 | 180 | |
| 8/19/2021 | 220 | |
| 3/2/2022 | 180 | |
| 8/11/2022 | 190 | |
| 2/20/2023 | 200 | |
| 8/14/2023 | 210 | |
| 2/14/2024 | | 210 |
| 7/31/2024 | | 210 |
| 2/14/2025 | | 220 |
| 8/18/2025 | | 230 |

# Mann-Whitney (Wilcoxon Rank Sum)

Constituent: TDS (mg/L) Analysis Run 3/31/2026 5:08 AM View: Mann-Whitney

Plant Wansley Client: Southern Company Data: Wansley Landfill

| | GWC-6 | GWC-6 |
|---|---|---|
| 3/28/2016 | 92 | |
| 5/24/2016 | 115 | |
| 7/21/2016 | 120 | |
| 9/15/2016 | 130 | |
| 11/16/2016 | 150 | |
| 1/26/2017 | 74 | |
| 3/22/2017 | 120 | |
| 5/2/2017 | 82 | |
| 10/3/2017 | 100 | |
| 1/23/2018 | 120 | |
| 6/25/2018 | 110 | |
| 9/25/2018 | 120 | |
| 1/30/2019 | 120 | |
| 6/26/2019 | 41 | |
| 9/12/2019 | 170 | |
| 3/16/2020 | 110 | |
| 9/11/2020 | 160 | |
| 3/17/2021 | 110 | |
| 8/18/2021 | 140 | |
| 3/2/2022 | 130 | |
| 8/11/2022 | 120 | |
| 2/20/2023 | 130 | |
| 8/14/2023 | 130 | |
| 2/14/2024 | | 130 |
| 8/1/2024 | | 130 |
| 2/18/2025 | | 120 |
| 8/15/2025 | | 140 |

# Mann-Whitney (Wilcoxon Rank Sum)

Constituent: TDS (mg/L) Analysis Run 3/31/2026 5:08 AM View: Mann-Whitney

Plant Wansley Client: Southern Company Data: Wansley Landfill

| | GWC-7 | GWC-7 |
|---|---|---|
| 3/29/2016 | 517 | |
| 5/24/2016 | 494 | |
| 7/22/2016 | 430 | |
| 9/15/2016 | 460 | |
| 11/16/2016 | 500 | |
| 1/26/2017 | 440 | |
| 3/22/2017 | 440 | |
| 5/2/2017 | 420 | |
| 10/3/2017 | 450 | |
| 1/23/2018 | 390 | |
| 6/25/2018 | 400 | |
| 10/2/2018 | 440 | |
| 1/21/2019 | 340 | |
| 6/25/2019 | 400 | |
| 9/10/2019 | 380 | |
| 3/12/2020 | 360 | |
| 9/14/2020 | 380 | |
| 3/16/2021 | 390 | |
| 8/19/2021 | 380 | |
| 3/2/2022 | 370 | |
| 8/11/2022 | 370 | |
| 2/21/2023 | 370 | |
| 8/9/2023 | 330 | |
| 2/21/2024 | | 350 |
| 8/1/2024 | | 340 |
| 2/13/2025 | | 320 |
| 8/18/2025 | | 340 |

# Mann-Whitney (Wilcoxon Rank Sum)

Constituent: TDS (mg/L) Analysis Run 3/31/2026 5:08 AM View: Mann-Whitney

Plant Wansley Client: Southern Company Data: Wansley Landfill

| | GWC-8 | GWC-8 |
|---|---|---|
| 3/29/2016 | 172 | |
| 5/24/2016 | 196 | |
| 7/26/2016 | 160 | |
| 9/19/2016 | 220 | |
| 11/16/2016 | 240 | |
| 1/26/2017 | 130 | |
| 3/23/2017 | 190 | |
| 5/3/2017 | 160 | |
| 10/5/2017 | 200 | |
| 1/24/2018 | 94 | |
| 6/21/2018 | 210 | |
| 9/26/2018 | 180 | |
| 1/22/2019 | 86 | |
| 6/25/2019 | 200 | |
| 9/10/2019 | 220 | |
| 3/12/2020 | 140 | |
| 9/14/2020 | 190 | |
| 3/16/2021 | 170 | |
| 8/20/2021 | 170 | |
| 3/2/2022 | 150 | |
| 8/11/2022 | 190 | |
| 2/15/2023 | 130 | |
| 8/9/2023 | 180 | |
| 2/21/2024 | | 130 |
| 7/30/2024 | | 140 |
| 2/13/2025 | | 160 |
| 8/13/2025 | | 190 |

# Mann-Whitney (Wilcoxon Rank Sum)

Constituent: TDS (mg/L) Analysis Run 3/31/2026 5:08 AM View: Mann-Whitney

Plant Wansley Client: Southern Company Data: Wansley Landfill

| | GWC-9 | GWC-9 |
|---|---|---|
| 3/29/2016 | 93 | |
| 5/24/2016 | 162 | |
| 7/25/2016 | 200 | |
| 9/19/2016 | 340 (O) | |
| 11/16/2016 | 280 (O) | |
| 1/31/2017 | 160 | |
| 3/23/2017 | 230 | |
| 5/2/2017 | 150 | |
| 10/3/2017 | 190 | |
| 1/24/2018 | 160 | |
| 6/21/2018 | 150 | |
| 9/26/2018 | 130 | |
| 1/22/2019 | 68 | |
| 6/25/2019 | 160 | |
| 9/16/2019 | 190 | |
| 3/16/2020 | 100 | |
| 9/11/2020 | 160 | |
| 3/16/2021 | 100 | |
| 8/25/2021 | 130 | |
| 3/9/2022 | 82 | |
| 8/16/2022 | 140 | |
| 2/15/2023 | 64 | |
| 8/9/2023 | 120 | |
| 2/19/2024 | | 69 |
| 7/31/2024 | | 92 |
| 2/18/2025 | | 75 |
| 8/13/2025 | | 130 |

# Mann-Whitney (Wilcoxon Rank Sum)

Constituent: TDS (mg/L) Analysis Run 3/31/2026 5:08 AM View: Mann-Whitney

Plant Wansley Client: Southern Company Data: Wansley Landfill

| | GWC-10 | GWC-10 |
|---|---|---|
| 3/30/2016 | 177 | |
| 5/25/2016 | 181 | |
| 7/27/2016 | 210 | |
| 9/16/2016 | 190 | |
| 11/17/2016 | 240 | |
| 2/1/2017 | 120 | |
| 3/24/2017 | 180 | |
| 5/3/2017 | 170 | |
| 10/4/2017 | 230 | |
| 1/25/2018 | 190 | |
| 6/21/2018 | 32 | |
| 9/27/2018 | 200 | |
| 1/31/2019 | 150 | |
| 6/26/2019 | 46 | |
| 9/17/2019 | 120 | |
| 3/17/2020 | 140 | |
| 9/10/2020 | 170 | |
| 3/18/2021 | 130 | |
| 8/20/2021 | 140 | |
| 3/8/2022 | 130 | |
| 8/16/2022 | 150 | |
| 2/15/2023 | 130 | |
| 8/10/2023 | 120 | |
| 2/20/2024 | | 120 |
| 7/31/2024 | | 130 |
| 2/19/2025 | | 120 |
| 8/19/2025 | | 94 |

# Mann-Whitney (Wilcoxon Rank Sum)

Constituent: TDS (mg/L) Analysis Run 3/31/2026 5:08 AM View: Mann-Whitney

Plant Wansley Client: Southern Company Data: Wansley Landfill

| | GWC-11 | GWC-11 |
|---|---|---|
| 3/29/2016 | 163 | |
| 5/25/2016 | 197 | |
| 7/25/2016 | 220 | |
| 9/19/2016 | 240 | |
| 11/16/2016 | 200 | |
| 1/31/2017 | 110 | |
| 3/23/2017 | 140 | |
| 5/2/2017 | 180 | |
| 10/4/2017 | 210 | |
| 1/24/2018 | 130 | |
| 6/20/2018 | 140 | |
| 9/27/2018 | 130 | |
| 1/24/2019 | <10 | |
| 6/26/2019 | 87 | |
| 9/16/2019 | 190 | |
| 3/16/2020 | 46 | |
| 9/10/2020 | 160 | |
| 3/17/2021 | 170 | |
| 8/23/2021 | 190 | |
| 3/7/2022 | 130 | |
| 8/15/2022 | 170 | |
| 2/21/2023 | 40 | |
| 8/14/2023 | 130 | |
| 2/14/2024 | | 60 |
| 8/6/2024 | | 63 |
| 2/18/2025 | | 130 |
| 8/18/2025 | | 100 |

ND substitution: RL or RL/2 if <15% NDs.

# Mann-Whitney (Wilcoxon Rank Sum)

Constituent: TDS (mg/L) Analysis Run 3/31/2026 5:08 AM View: Mann-Whitney

Plant Wansley Client: Southern Company Data: Wansley Landfill

| | GWC-12 | GWC-12 |
|---|---|---|
| 3/29/2016 | 151 | |
| 5/25/2016 | 175 | |
| 7/22/2016 | 130 | |
| 9/15/2016 | 160 | |
| 11/16/2016 | 230 | |
| 1/31/2017 | 170 | |
| 3/23/2017 | 220 | |
| 5/3/2017 | 150 | |
| 10/4/2017 | 190 | |
| 1/24/2018 | 210 | |
| 6/26/2018 | 200 | |
| 9/28/2018 | 180 | |
| 1/25/2019 | 170 | |
| 6/26/2019 | 140 | |
| 9/11/2019 | 220 | |
| 3/18/2020 | 200 | |
| 9/10/2020 | 220 | |
| 3/16/2021 | 250 | |
| 8/19/2021 | 240 | |
| 3/7/2022 | 220 | |
| 8/16/2022 | 250 | |
| 2/15/2023 | 220 | |
| 8/14/2023 | 250 | |
| 2/20/2024 | | 220 |
| 8/6/2024 | | 270 |
| 2/17/2025 | | 260 |
| 8/18/2025 | | 250 |

# Mann-Whitney (Wilcoxon Rank Sum)

Constituent: TDS (mg/L) Analysis Run 3/31/2026 5:08 AM View: Mann-Whitney

Plant Wansley Client: Southern Company Data: Wansley Landfill

| | GWC-13 | GWC-13 |
|---|---|---|
| 3/29/2016 | 48 | |
| 5/25/2016 | 61 | |
| 7/26/2016 | 40 | |
| 9/15/2016 | 54 | |
| 11/17/2016 | 64 | |
| 1/31/2017 | 36 | |
| 3/23/2017 | 76 | |
| 5/3/2017 | 32 | |
| 10/5/2017 | 42 | |
| 1/25/2018 | 48 | |
| 6/20/2018 | 12 | |
| 10/2/2018 | 72 | |
| 1/22/2019 | 42 | |
| 6/25/2019 | 56 | |
| 9/12/2019 | 73 | |
| 3/12/2020 | 56 | |
| 9/10/2020 | 44 | |
| 3/17/2021 | 42 | |
| 8/23/2021 | 56 | |
| 3/8/2022 | 38 | |
| 8/15/2022 | 64 | |
| 2/21/2023 | 58 | |
| 8/16/2023 | 57 | |
| 2/19/2024 | | 57 |
| 8/5/2024 | | 63 |
| 2/18/2025 | | 63 |
| 8/19/2025 | | 55 |

# Mann-Whitney (Wilcoxon Rank Sum)

Constituent: TDS (mg/L) Analysis Run 3/31/2026 5:08 AM View: Mann-Whitney

Plant Wansley Client: Southern Company Data: Wansley Landfill

| | GWC-14 | GWC-14 |
|---|---|---|
| 3/30/2016 | 165 | |
| 5/25/2016 | 233 | |
| 7/26/2016 | 330 | |
| 9/15/2016 | 350 | |
| 11/17/2016 | 440 | |
| 2/1/2017 | 150 | |
| 3/23/2017 | 250 | |
| 5/3/2017 | 190 | |
| 10/4/2017 | 520 | |
| 1/25/2018 | 160 | |
| 6/20/2018 | 310 | |
| 10/1/2018 | 250 | |
| 1/22/2019 | 200 | |
| 6/25/2019 | 280 | |
| 9/12/2019 | 470 | |
| 3/17/2020 | 370 | |
| 9/10/2020 | 390 | |
| 3/17/2021 | 430 | |
| 8/23/2021 | 290 | |
| 3/7/2022 | 320 | |
| 8/16/2022 | 380 | |
| 2/17/2023 | 260 | |
| 8/14/2023 | 280 | |
| 2/19/2024 | | 290 |
| 8/6/2024 | | 360 |
| 2/17/2025 | | 230 |
| 8/19/2025 | | 390 |

# Mann-Whitney (Wilcoxon Rank Sum)

Constituent: TDS (mg/L) Analysis Run 3/31/2026 5:08 AM View: Mann-Whitney

Plant Wansley Client: Southern Company Data: Wansley Landfill

| | GWC-15 | GWC-15 |
|---|---|---|
| 3/30/2016 | 94 | |
| 5/25/2016 | 90 | |
| 7/26/2016 | 64 | |
| 9/20/2016 | 72 | |
| 11/17/2016 | 46 | |
| 2/1/2017 | 70 | |
| 3/23/2017 | 100 | |
| 5/3/2017 | 84 | |
| 10/4/2017 | 60 | |
| 1/25/2018 | 86 | |
| 6/20/2018 | 64 | |
| 10/1/2018 | 94 | |
| 1/22/2019 | 79 | |
| 6/25/2019 | 99 | |
| 9/17/2019 | 75 | |
| 3/16/2020 | 100 | |
| 9/10/2020 | 79 | |
| 3/18/2021 | 86 | |
| 8/24/2021 | 80 | |
| 3/7/2022 | 80 | |
| 8/16/2022 | 84 | |
| 2/21/2023 | 79 | |
| 8/14/2023 | 84 | |
| 2/21/2024 | | 89 |
| 8/6/2024 | | 78 |
| 2/18/2025 | | 100 |
| 8/18/2025 | | 73 |

# Mann-Whitney (Wilcoxon Rank Sum)

Constituent: TDS (mg/L) Analysis Run 3/31/2026 5:08 AM View: Mann-Whitney

Plant Wansley Client: Southern Company Data: Wansley Landfill

| | GWC-16 | GWC-16 |
|---|---|---|
| 3/30/2016 | 75 | |
| 5/25/2016 | 91 | |
| 7/27/2016 | 76 | |
| 9/16/2016 | 78 | |
| 11/17/2016 | 110 | |
| 2/1/2017 | 70 | |
| 3/24/2017 | 100 | |
| 5/3/2017 | 18 | |
| 10/5/2017 | 10 | |
| 1/25/2018 | 56 | |
| 6/20/2018 | 84 | |
| 10/1/2018 | 86 | |
| 1/25/2019 | 51 | |
| 6/25/2019 | 91 | |
| 9/11/2019 | 85 | |
| 3/17/2020 | 93 | |
| 9/11/2020 | 83 | |
| 3/17/2021 | 91 | |
| 8/20/2021 | 83 | |
| 3/8/2022 | 70 | |
| 8/16/2022 | 95 | |
| 2/20/2023 | 90 | |
| 8/14/2023 | 98 | |
| 2/21/2024 | | 91 |
| 8/5/2024 | | 95 |
| 2/11/2025 | | 110 |
| 8/15/2025 | | 100 |

# Mann-Whitney (Wilcoxon Rank Sum)

Constituent: TDS (mg/L) Analysis Run 3/31/2026 5:08 AM View: Mann-Whitney

Plant Wansley Client: Southern Company Data: Wansley Landfill

| | GWC-17 | GWC-17 |
|---|---|---|
| 3/30/2016 | 97 | |
| 5/25/2016 | 97 | |
| 7/27/2016 | 110 | |
| 9/19/2016 | 110 | |
| 11/17/2016 | 74 | |
| 2/1/2017 | 100 | |
| 3/24/2017 | 110 | |
| 5/3/2017 | 28 | |
| 10/4/2017 | 84 | |
| 1/25/2018 | 72 | |
| 6/26/2018 | 72 | |
| 10/2/2018 | 120 | |
| 1/24/2019 | 82 | |
| 6/25/2019 | 110 | |
| 9/11/2019 | 92 | |
| 3/17/2020 | 84 | |
| 9/14/2020 | 91 | |
| 3/16/2021 | 99 | |
| 8/20/2021 | 98 | |
| 3/8/2022 | 87 | |
| 8/11/2022 | 100 | |
| 2/20/2023 | 100 | |
| 8/10/2023 | 100 | |
| 2/20/2024 | | 100 |
| 8/7/2024 | | 100 |
| 2/13/2025 | | 120 |
| 8/13/2025 | | 96 |

# Mann-Whitney (Wilcoxon Rank Sum)

Constituent: TDS (mg/L) Analysis Run 3/31/2026 5:08 AM View: Mann-Whitney

Plant Wansley Client: Southern Company Data: Wansley Landfill

| | GWC-18 | GWC-18 |
|---|---|---|
| 3/30/2016 | 84 | |
| 5/26/2016 | 80 | |
| 7/25/2016 | 54 | |
| 9/19/2016 | 96 | |
| 11/17/2016 | 42 | |
| 2/1/2017 | 66 | |
| 3/24/2017 | 88 | |
| 5/3/2017 | 64 | |
| 10/5/2017 | 50 | |
| 1/25/2018 | 70 | |
| 6/21/2018 | 84 | |
| 9/28/2018 | 74 | |
| 1/28/2019 | 77 | |
| 6/27/2019 | 77 | |
| 9/11/2019 | 64 | |
| 3/17/2020 | 90 | |
| 9/14/2020 | 96 | |
| 3/16/2021 | 93 | |
| 8/24/2021 | 99 | |
| 3/8/2022 | 72 | |
| 8/11/2022 | 92 | |
| 2/20/2023 | 88 | |
| 8/9/2023 | 91 | |
| 2/21/2024 | | 93 |
| 8/7/2024 | | 90 |
| 2/13/2025 | | 96 |
| 8/13/2025 | | 88 |

# Mann-Whitney (Wilcoxon Rank Sum)

Constituent: TDS (mg/L) Analysis Run 3/31/2026 5:08 AM View: Mann-Whitney

Plant Wansley Client: Southern Company Data: Wansley Landfill

| | GWC-19 | GWC-19 |
|---|---|---|
| 3/30/2016 | 69 | |
| 5/26/2016 | 75 | |
| 7/25/2016 | 44 | |
| 9/19/2016 | 74 | |
| 11/17/2016 | 34 | |
| 2/2/2017 | 96 | |
| 3/24/2017 | 82 | |
| 5/3/2017 | 42 | |
| 10/5/2017 | 50 | |
| 1/25/2018 | 60 | |
| 6/21/2018 | 76 | |
| 9/27/2018 | 62 | |
| 1/28/2019 | 69 | |
| 6/26/2019 | <10 | |
| 9/12/2019 | 87 | |
| 3/18/2020 | 64 | |
| 9/15/2020 | 51 | |
| 3/17/2021 | 67 | |
| 8/24/2021 | 85 | |
| 3/8/2022 | 61 | |
| 8/11/2022 | 74 | |
| 2/21/2023 | 79 | |
| 8/9/2023 | 71 | |
| 2/21/2024 | | 81 |
| 8/6/2024 | | 74 |
| 2/14/2025 | | 77 |
| 8/13/2025 | | 65 |

ND substitution: RL or RL/2 if <15% NDs.

# Mann-Whitney (Wilcoxon Rank Sum)

Constituent: TDS (mg/L) Analysis Run 3/31/2026 5:08 AM View: Mann-Whitney

Plant Wansley Client: Southern Company Data: Wansley Landfill

| | GWC-20 | GWC-20 |
|---|---|---|
| 3/30/2016 | 88 | |
| 5/26/2016 | 65 | |
| 7/25/2016 | 80 | |
| 9/20/2016 | 84 | |
| 11/17/2016 | 84 | |
| 2/2/2017 | 100 | |
| 3/28/2017 | 82 | |
| 5/4/2017 | 88 | |
| 10/6/2017 | 120 | |
| 12/1/2017 | 100 | |
| 1/26/2018 | 96 | |
| 6/21/2018 | 78 | |
| 9/27/2018 | 110 | |
| 1/28/2019 | 95 | |
| 6/25/2019 | 100 | |
| 9/11/2019 | 74 | |
| 3/18/2020 | 78 | |
| 9/15/2020 | 82 | |
| 3/16/2021 | 100 | |
| 8/24/2021 | 96 | |
| 3/7/2022 | 72 | |
| 8/16/2022 | 100 | |
| 2/22/2023 | 98 | |
| 8/9/2023 | 94 | |
| 2/20/2024 | | 100 |
| 8/2/2024 | | 100 |
| 2/14/2025 | | 99 |
| 8/12/2025 | | 100 |

# Mann-Whitney (Wilcoxon Rank Sum)

Constituent: TDS (mg/L) Analysis Run 3/31/2026 5:08 AM View: Mann-Whitney

Plant Wansley Client: Southern Company Data: Wansley Landfill

| | GWC-21 | GWC-21 |
|---|---|---|
| 3/30/2016 | 42 | |
| 5/26/2016 | 42 | |
| 7/26/2016 | 48 | |
| 9/20/2016 | 56 | |
| 11/17/2016 | 34 | |
| 2/2/2017 | 36 | |
| 3/28/2017 | 48 | |
| 5/4/2017 | 22 | |
| 10/6/2017 | 70 | |
| 12/1/2017 | 42 | |
| 1/26/2018 | 52 | |
| 6/20/2018 | 36 | |
| 9/27/2018 | 56 | |
| 1/24/2019 | 42 | |
| 6/25/2019 | 63 | |
| 9/11/2019 | 16 | |
| 3/18/2020 | 49 | |
| 9/15/2020 | 54 | |
| 3/16/2021 | 65 | |
| 8/19/2021 | 84 | |
| 3/7/2022 | 43 | |
| 8/16/2022 | 68 | |
| 2/21/2023 | 50 | |
| 8/9/2023 | 80 | |
| 2/19/2024 | | 53 |
| 7/30/2024 | | 62 |
| 2/11/2025 | | 68 |
| 8/12/2025 | | 63 |

# Mann-Whitney (Wilcoxon Rank Sum)

Constituent: TDS (mg/L) Analysis Run 3/31/2026 5:08 AM View: Mann-Whitney

Plant Wansley Client: Southern Company Data: Wansley Landfill

| | GWC-22 | GWC-22 |
|---|---|---|
| 3/31/2016 | 102 | |
| 5/26/2016 | 108 | |
| 7/26/2016 | 82 | |
| 9/20/2016 | 100 | |
| 11/17/2016 | 110 | |
| 2/3/2017 | 110 | |
| 3/28/2017 | 98 | |
| 5/3/2017 | 98 | |
| 10/5/2017 | <5 | |
| 1/25/2018 | 98 | |
| 6/20/2018 | 94 | |
| 10/1/2018 | 100 | |
| 1/24/2019 | 100 | |
| 6/25/2019 | 110 | |
| 9/10/2019 | 120 | |
| 3/18/2020 | 93 | |
| 9/10/2020 | 100 | |
| 3/15/2021 | 89 | |
| 8/19/2021 | 120 | |
| 3/8/2022 | 89 | |
| 8/17/2022 | 110 | |
| 2/14/2023 | 110 | |
| 8/14/2023 | 110 | |
| 2/14/2024 | | 110 |
| 8/6/2024 | | 110 |
| 2/11/2025 | | 110 |
| 8/12/2025 | | 110 |

ND substitution: RL or RL/2 if <15% NDs.

# Mann-Whitney (Wilcoxon Rank Sum)

Constituent: TDS (mg/L) Analysis Run 3/31/2026 5:08 AM View: Mann-Whitney

Plant Wansley Client: Southern Company Data: Wansley Landfill

| | GWC-23 | GWC-23 |
|---|---|---|
| 3/29/2016 | 53 | |
| 5/25/2016 | 33 | |
| 7/27/2016 | 30 | |
| 9/20/2016 | 42 | |
| 11/18/2016 | 4 (J) | |
| 2/3/2017 | 20 | |
| 3/28/2017 | 38 | |
| 5/4/2017 | 54 | |
| 10/5/2017 | 26 | |
| 1/25/2018 | 32 | |
| 6/20/2018 | 54 | |
| 10/1/2018 | 140 (O) | |
| 1/25/2019 | <10 | |
| 6/26/2019 | 44 | |
| 9/12/2019 | 58 | |
| 3/18/2020 | 29 | |
| 9/10/2020 | 40 | |
| 3/18/2021 | 29 | |
| 8/23/2021 | 47 | |
| 3/9/2022 | 40 | |
| 8/16/2022 | 42 | |
| 2/21/2023 | 44 | |
| 8/15/2023 | 45 | |
| 2/19/2024 | | 43 |
| 7/30/2024 | | 43 |
| 2/11/2025 | | 43 |
| 8/12/2025 | | 41 |

ND substitution: RL or RL/2 if <15% NDs.

# Mann-Whitney (Wilcoxon Rank Sum)

Constituent: TDS (mg/L) Analysis Run 3/31/2026 5:08 AM View: Mann-Whitney

Plant Wansley Client: Southern Company Data: Wansley Landfill

| | GWC-24 | GWC-24 |
|---|---|---|
| 3/30/2016 | 39 | |
| 5/25/2016 | 30 | |
| 7/27/2016 | 28 | |
| 9/16/2016 | 22 | |
| 11/18/2016 | 28 | |
| 2/3/2017 | 26 | |
| 3/29/2017 | 28 | |
| 5/4/2017 | 30 | |
| 10/5/2017 | 12 | |
| 1/25/2018 | 20 | |
| 6/27/2018 | 24 | |
| 9/28/2018 | 16 | |
| 1/31/2019 | 30 | |
| 6/26/2019 | <10 | |
| 9/11/2019 | <10 | |
| 3/12/2020 | 23 | |
| 9/15/2020 | 21 | |
| 3/18/2021 | 20 | |
| 8/19/2021 | 30 | |
| 3/10/2022 | 15 | |
| 8/18/2022 | 25 | |
| 2/16/2023 | 19 | |
| 8/16/2023 | 28 | |
| 2/22/2024 | | 45 |
| 8/6/2024 | | 31 |
| 2/14/2025 | | 26 |
| 8/14/2025 | | 23 |

ND substitution: RL or RL/2 if <15% NDs.

# Mann-Whitney (Wilcoxon Rank Sum)

Constituent: TDS (mg/L) Analysis Run 3/31/2026 5:08 AM View: Mann-Whitney

Plant Wansley Client: Southern Company Data: Wansley Landfill

| | GWC-25 | GWC-25 |
|---|---|---|
| 3/28/2016 | 90 | |
| 5/26/2016 | 75 | |
| 7/27/2016 | 78 | |
| 9/19/2016 | 100 | |
| 11/15/2016 | 110 | |
| 1/24/2017 | 96 | |
| 3/23/2017 | 96 | |
| 5/2/2017 | 100 | |
| 10/5/2017 | 86 | |
| 1/25/2018 | 100 | |
| 6/27/2018 | 60 | |
| 9/26/2018 | 60 | |
| 1/24/2019 | 54 | |
| 6/25/2019 | 58 | |
| 9/11/2019 | 53 | |
| 3/12/2020 | 76 | |
| 9/14/2020 | 44 | |
| 3/17/2021 | 56 | |
| 8/19/2021 | 81 | |
| 3/8/2022 | 59 | |
| 8/10/2022 | 77 | |
| 2/21/2023 | 74 | |
| 8/15/2023 | 85 | |
| 2/21/2024 | | 82 |
| 8/1/2024 | | 82 |
| 2/14/2025 | | 75 |
| 8/13/2025 | | 69 |

# Mann-Whitney (Wilcoxon Rank Sum)

Constituent: TDS (mg/L) Analysis Run 3/31/2026 5:08 AM View: Mann-Whitney

Plant Wansley Client: Southern Company Data: Wansley Landfill

| | GWC-26 | GWC-26 |
|---|---|---|
| 3/24/2016 | 48 | |
| 5/25/2016 | 42 | |
| 7/26/2016 | 20 | |
| 9/19/2016 | 48 | |
| 11/14/2016 | 40 | |
| 1/19/2017 | 10 | |
| 3/16/2017 | <5 | |
| 5/1/2017 | 10 | |
| 10/4/2017 | 60 | |
| 1/22/2018 | 40 | |
| 6/27/2018 | 8 | |
| 9/27/2018 | 86 | |
| 1/24/2019 | 34 | |
| 6/25/2019 | 49 | |
| 9/12/2019 | 61 | |
| 3/13/2020 | 32 | |
| 9/15/2020 | 43 | |
| 3/17/2021 | 35 | |
| 8/19/2021 | 50 | |
| 3/9/2022 | 28 | |
| 8/10/2022 | 39 | |
| 2/21/2023 | 42 | |
| 8/16/2023 | 46 | |
| 2/20/2024 | | 42 |
| 8/2/2024 | | 39 |
| 2/13/2025 | | 39 |
| 8/13/2025 | | 36 |

ND substitution: RL or RL/2 if <15% NDs.

# Mann-Whitney (Wilcoxon Rank Sum)

Constituent: TDS (mg/L) Analysis Run 3/31/2026 5:08 AM View: Mann-Whitney

Plant Wansley Client: Southern Company Data: Wansley Landfill

| | GWC-27 | GWC-27 |
|---|---|---|
| 3/23/2016 | 46 | |
| 5/24/2016 | 34 | |
| 7/26/2016 | 16 | |
| 9/19/2016 | 52 | |
| 11/11/2016 | 56 | |
| 1/20/2017 | 38 | |
| 3/16/2017 | 32 | |
| 4/28/2017 | 46 | |
| 10/3/2017 | 12 | |
| 1/19/2018 | <10 | |
| 6/27/2018 | 54 | |
| 9/27/2018 | 58 | |
| 1/24/2019 | <10 | |
| 6/26/2019 | <10 | |
| 9/12/2019 | 50 | |
| 3/12/2020 | 26 | |
| 9/9/2020 | 52 | |
| 3/18/2021 | 34 | |
| 8/23/2021 | 30 | |
| 3/8/2022 | 25 | |
| 8/10/2022 | 46 | |
| 2/20/2023 | 34 | |
| 8/15/2023 | 51 | |
| 2/20/2024 | | 40 |
| 7/30/2024 | | 44 |
| 2/11/2025 | | 40 |
| 8/13/2025 | | 37 |

ND substitution: RL or RL/2 if <15% NDs.

# Mann-Whitney (Wilcoxon Rank Sum)

Constituent: TDS (mg/L) Analysis Run 3/31/2026 5:08 AM View: Mann-Whitney

Plant Wansley Client: Southern Company Data: Wansley Landfill

| | GWC-30 | GWC-30 |
|---|---|---|
| 3/23/2016 | 51 | |
| 5/20/2016 | 58 | |
| 7/21/2016 | 42 | |
| 9/20/2016 | 52 | |
| 11/14/2016 | 38 | |
| 1/24/2017 | 36 | |
| 3/17/2017 | 48 | |
| 5/1/2017 | 10 | |
| 10/4/2017 | 74 | |
| 1/24/2018 | 10 | |
| 6/21/2018 | 28 | |
| 10/3/2018 | 42 | |
| 1/30/2019 | 53 | |
| 6/27/2019 | 30 | |
| 9/10/2019 | 46 | |
| 3/11/2020 | 44 | |
| 9/10/2020 | 40 | |
| 3/18/2021 | 49 | |
| 8/23/2021 | 54 | |
| 3/2/2022 | 41 | |
| 8/10/2022 | 54 | |
| 2/14/2023 | 53 | |
| 8/16/2023 | 55 | |
| 2/21/2024 | | 56 |
| 8/5/2024 | | 55 |
| 2/13/2025 | | 57 |
| 8/14/2025 | | 60 |

# Mann-Whitney (Wilcoxon Rank Sum)

Constituent: TDS (mg/L) Analysis Run 3/31/2026 5:08 AM View: Mann-Whitney

Plant Wansley Client: Southern Company Data: Wansley Landfill

| | GWC-31 | GWC-31 |
|---|---|---|
| 3/30/2016 | 128 | |
| 5/25/2016 | 118 | |
| 1/25/2017 | 120 | |
| 7/19/2017 | 100 | |
| 9/6/2017 | 90 | |
| 10/6/2017 | 120 | |
| 1/23/2018 | 70 | |
| 6/27/2018 | 92 | |
| 10/3/2018 | 86 | |
| 1/31/2019 | 160 | |
| 6/26/2019 | 110 | |
| 3/17/2020 | 86 | |
| 9/11/2020 | 110 | |
| 3/16/2021 | 96 | |
| 8/25/2021 | 110 | |
| 3/10/2022 | 87 | |
| 8/16/2022 | 74 | |
| 2/22/2023 | 90 | |
| 8/16/2023 | 100 | |
| 2/21/2024 | | 90 |
| 2/18/2025 | | 79 |
| 8/15/2025 | | 110 |

# Mann-Whitney (Wilcoxon Rank Sum)

Constituent: TDS (mg/L) Analysis Run 3/31/2026 5:08 AM View: Mann-Whitney

Plant Wansley Client: Southern Company Data: Wansley Landfill

| | GWC-32 | GWC-32 |
|---|---|---|
| 3/23/2016 | 75 | |
| 5/24/2016 | 83 | |
| 7/22/2016 | 76 | |
| 9/16/2016 | 84 | |
| 11/15/2016 | 94 | |
| 1/26/2017 | 68 | |
| 3/24/2017 | 110 | |
| 5/2/2017 | 76 | |
| 10/6/2017 | 130 | |
| 12/1/2017 | 110 | |
| 1/23/2018 | 110 | |
| 6/26/2018 | 66 | |
| 10/2/2018 | 100 | |
| 1/30/2019 | 91 | |
| 6/27/2019 | 47 | |
| 9/12/2019 | 100 | |
| 3/18/2020 | 120 | |
| 9/15/2020 | 92 | |
| 3/17/2021 | 79 | |
| 8/24/2021 | 94 | |
| 3/9/2022 | 74 | |
| 8/10/2022 | 90 | |
| 2/15/2023 | 79 | |
| 8/15/2023 | 84 | |
| 2/20/2024 | | 83 |
| 8/6/2024 | | 90 |
| 2/19/2025 | | 80 |
| 8/14/2025 | | 89 |

# Mann-Whitney (Wilcoxon Rank Sum)

Constituent: TDS (mg/L) Analysis Run 3/31/2026 5:08 AM View: Mann-Whitney

Plant Wansley Client: Southern Company Data: Wansley Landfill

| | GWC-33 | GWC-33 |
|---|---|---|
| 3/23/2016 | 80 | |
| 11/17/2016 | 140 | |
| 1/25/2017 | 160 | |
| 3/23/2017 | 120 | |
| 5/1/2017 | 72 | |
| 7/19/2017 | 120 | |
| 8/4/2017 | 90 | |
| 8/24/2017 | 82 | |
| 9/6/2017 | 58 | |
| 10/5/2017 | 74 | |
| 1/23/2018 | 100 | |
| 6/26/2018 | 100 | |
| 10/2/2018 | 120 | |
| 1/30/2019 | 100 | |
| 6/26/2019 | 100 | |
| 9/12/2019 | 110 | |
| 3/12/2020 | 120 | |
| 9/16/2020 | 94 | |
| 3/18/2021 | 93 | |
| 8/24/2021 | 100 | |
| 3/9/2022 | 97 | |
| 8/15/2022 | 92 | |
| 2/20/2023 | 87 | |
| 8/15/2023 | 100 | |
| 2/20/2024 | | 97 |
| 7/31/2024 | | 96 |
| 2/19/2025 | | 95 |
| 8/19/2025 | | 70 |

# Mann-Whitney (Wilcoxon Rank Sum)

Constituent: TDS (mg/L) Analysis Run 3/31/2026 5:08 AM View: Mann-Whitney

Plant Wansley Client: Southern Company Data: Wansley Landfill

| | GWC-34 | GWC-34 |
|---|---|---|
| 3/24/2016 | 55 | |
| 5/23/2016 | 61 | |
| 7/21/2016 | 32 | |
| 9/15/2016 | 62 | |
| 11/15/2016 | 56 | |
| 1/25/2017 | <5 | |
| 3/22/2017 | 58 | |
| 5/1/2017 | 22 | |
| 10/3/2017 | 16 | |
| 1/23/2018 | 64 | |
| 6/20/2018 | <5 | |
| 10/2/2018 | 98 | |
| 1/28/2019 | 33 | |
| 6/26/2019 | 61 | |
| 9/11/2019 | 20 | |
| 3/11/2020 | 36 | |
| 9/11/2020 | 36 | |
| 3/16/2021 | 46 | |
| 8/24/2021 | 44 | |
| 3/2/2022 | 42 | |
| 8/10/2022 | 53 | |
| 2/20/2023 | 48 | |
| 8/16/2023 | 52 | |
| 2/22/2024 | | 56 |
| 8/5/2024 | | 53 |
| 2/13/2025 | | 52 |
| 8/14/2025 | | 60 |

ND substitution: RL or RL/2 if <15% NDs.

# Mann-Whitney (Wilcoxon Rank Sum)

Constituent: TDS (mg/L) Analysis Run 3/31/2026 5:08 AM View: Mann-Whitney

Plant Wansley Client: Southern Company Data: Wansley Landfill

| | GWC-35 | GWC-35 |
|---|---|---|
| 3/24/2016 | 33 | |
| 5/23/2016 | 48 | |
| 7/21/2016 | 36 | |
| 9/15/2016 | 38 | |
| 11/15/2016 | 44 | |
| 1/26/2017 | <5 | |
| 3/22/2017 | 34 | |
| 5/2/2017 | 4 (J) | |
| 10/3/2017 | 26 | |
| 1/23/2018 | 56 | |
| 6/19/2018 | 28 | |
| 10/1/2018 | 40 | |
| 1/21/2019 | 17 | |
| 6/26/2019 | 46 | |
| 9/12/2019 | 51 | |
| 3/11/2020 | 42 | |
| 9/11/2020 | 32 | |
| 3/16/2021 | 42 | |
| 8/18/2021 | 50 | |
| 3/2/2022 | 28 | |
| 8/15/2022 | 52 | |
| 2/20/2023 | 53 | |
| 8/16/2023 | 64 | |
| 2/22/2024 | | 81 |
| 8/5/2024 | | 93 |
| 2/18/2025 | | 82 |
| 8/14/2025 | | 120 |

ND substitution: RL or RL/2 if <15% NDs.

# Mann-Whitney (Wilcoxon Rank Sum)

Constituent: Thallium (mg/L) Analysis Run 3/31/2026 5:08 AM View: Mann-Whitney

Plant Wansley Client: Southern Company Data: Wansley Landfill

| | GWA-1 | GWA-1 |
|---|---|---|
| 9/16/2011 | <0.001 | |
| 10/27/2011 | <0.001 | |
| 12/13/2011 | <0.001 | |
| 1/31/2012 | <0.001 | |
| 7/18/2012 | <0.001 | |
| 1/24/2013 | <0.001 | |
| 7/17/2013 | <0.001 | |
| 1/21/2014 | <0.001 | |
| 6/25/2014 | <0.001 | |
| 1/14/2015 | <0.001 | |
| 7/21/2015 | <0.001 | |
| 1/21/2016 | <0.001 | |
| 3/23/2016 | <0.001 | |
| 5/20/2016 | <0.001 | |
| 7/21/2016 | <0.001 | |
| 9/15/2016 | <0.001 | |
| 11/11/2016 | <0.001 | |
| 1/19/2017 | <0.001 | |
| 3/16/2017 | <0.001 | |
| 4/28/2017 | <0.001 | |
| 8/3/2017 | <0.001 | |
| 1/19/2018 | <0.001 | |
| 6/19/2018 | <0.001 | |
| 1/17/2019 | 6.6E-05 (J) | |
| 6/24/2019 | 0.0002 (J) | |
| 9/9/2019 | 0.00015 (J) | |
| 3/10/2020 | 0.00029 (J) | |
| 9/9/2020 | <0.001 | |
| 3/15/2021 | <0.001 | |
| 8/16/2021 | <0.001 | |
| 2/28/2022 | <0.001 | |
| 8/9/2022 | <0.001 | |
| 2/14/2023 | <0.001 | |
| 8/9/2023 | <0.001 | |
| 2/13/2024 | | <0.001 |
| 7/30/2024 | | <0.001 |
| 2/11/2025 | | <0.001 |
| 8/12/2025 | | <0.001 |

ND substitution: RL or RL/2 if <15% NDs.

# Mann-Whitney (Wilcoxon Rank Sum)

Constituent: Thallium (mg/L) Analysis Run 3/31/2026 5:08 AM View: Mann-Whitney

Plant Wansley Client: Southern Company Data: Wansley Landfill

| | GWA-2 | GWA-2 |
|---|---|---|
| 9/17/2011 | <0.001 | |
| 10/27/2011 | <0.001 | |
| 12/14/2011 | <0.001 | |
| 2/7/2012 | <0.001 | |
| 7/23/2012 | <0.001 | |
| 1/23/2013 | <0.001 | |
| 7/24/2013 | <0.001 | |
| 1/22/2014 | <0.001 | |
| 7/1/2014 | <0.001 | |
| 7/22/2015 | <0.001 | |
| 1/20/2016 | <0.001 | |
| 3/23/2016 | <0.001 | |
| 5/24/2016 | <0.001 | |
| 7/26/2016 | <0.001 | |
| 9/16/2016 | <0.001 | |
| 11/10/2016 | <0.001 | |
| 1/19/2017 | <0.001 | |
| 3/17/2017 | <0.001 | |
| 4/28/2017 | <0.001 | |
| 8/2/2017 | <0.001 | |
| 1/19/2018 | <0.001 | |
| 6/19/2018 | <0.001 | |
| 1/17/2019 | <0.001 | |
| 6/24/2019 | <0.001 | |
| 9/10/2019 | <0.001 | |
| 3/10/2020 | 0.00018 (J) | |
| 9/10/2020 | <0.001 | |
| 3/15/2021 | <0.001 | |
| 8/18/2021 | <0.001 | |
| 3/1/2022 | <0.001 | |
| 8/9/2022 | <0.001 | |
| 2/14/2023 | <0.001 | |
| 8/9/2023 | <0.001 | |
| 2/14/2024 | | <0.001 |
| 7/30/2024 | | <0.001 |
| 2/11/2025 | | <0.001 |
| 8/12/2025 | | <0.001 |

ND substitution: RL or RL/2 if <15% NDs.

# Mann-Whitney (Wilcoxon Rank Sum)

Constituent: Thallium (mg/L) Analysis Run 3/31/2026 5:08 AM View: Mann-Whitney

Plant Wansley Client: Southern Company Data: Wansley Landfill

| | GWA-4 | GWA-4 |
|---|---|---|
| 8/31/2011 | <0.001 | |
| 10/27/2011 | <0.001 | |
| 12/14/2011 | <0.001 | |
| 2/1/2012 | <0.001 | |
| 7/23/2012 | <0.001 | |
| 1/23/2013 | <0.001 | |
| 7/17/2013 | <0.001 | |
| 1/15/2014 | <0.001 | |
| 6/25/2014 | <0.001 | |
| 1/14/2015 | 0.0001 (J) | |
| 7/21/2015 | 0.0001 (J) | |
| 1/20/2016 | <0.001 | |
| 3/23/2016 | <0.001 | |
| 5/19/2016 | <0.001 | |
| 7/21/2016 | <0.001 | |
| 9/14/2016 | <0.001 | |
| 11/10/2016 | <0.001 | |
| 1/17/2017 | <0.001 | |
| 3/16/2017 | <0.001 | |
| 4/27/2017 | <0.001 | |
| 8/2/2017 | <0.001 | |
| 1/22/2018 | <0.001 | |
| 6/19/2018 | <0.001 | |
| 1/17/2019 | <0.001 | |
| 6/24/2019 | <0.001 | |
| 9/10/2019 | <0.001 | |
| 3/10/2020 | <0.001 | |
| 9/9/2020 | <0.001 | |
| 3/15/2021 | <0.001 | |
| 8/18/2021 | <0.001 | |
| 3/1/2022 | <0.001 | |
| 8/9/2022 | <0.001 | |
| 2/14/2023 | <0.001 | |
| 8/9/2023 | <0.001 | |
| 2/14/2024 | | <0.001 |
| 7/29/2024 | | <0.001 |
| 2/10/2025 | | <0.001 |
| 8/12/2025 | | <0.001 |

ND substitution: RL or RL/2 if <15% NDs.

# Mann-Whitney (Wilcoxon Rank Sum)

Constituent: Thallium (mg/L) Analysis Run 3/31/2026 5:08 AM View: Mann-Whitney

Plant Wansley Client: Southern Company Data: Wansley Landfill

| | GWC-6 | GWC-6 |
|---|---|---|
| 8/31/2011 | <0.001 | |
| 10/30/2011 | <0.001 | |
| 12/5/2011 | <0.001 | |
| 1/25/2012 | <0.001 | |
| 7/23/2012 | <0.001 | |
| 7/24/2012 | <0.001 | |
| 1/8/2013 | <0.001 | |
| 7/9/2013 | <0.001 | |
| 1/15/2014 | <0.001 | |
| 6/25/2014 | <0.001 | |
| 7/24/2015 | 7E-05 (J) | |
| 1/20/2016 | 6.7E-05 (J) | |
| 3/28/2016 | <0.001 | |
| 5/24/2016 | <0.001 | |
| 7/21/2016 | <0.001 | |
| 9/15/2016 | <0.001 | |
| 11/16/2016 | 0.00012 (J) | |
| 1/26/2017 | <0.001 | |
| 3/22/2017 | <0.001 | |
| 5/2/2017 | <0.001 | |
| 8/3/2017 | <0.001 | |
| 1/23/2018 | <0.001 | |
| 6/25/2018 | 0.00011 (J) | |
| 1/30/2019 | <0.001 | |
| 6/26/2019 | <0.001 | |
| 9/12/2019 | 0.00017 (J) | |
| 3/16/2020 | 0.00015 (J) | |
| 9/11/2020 | 0.00025 (J) | |
| 3/17/2021 | <0.001 | |
| 8/18/2021 | <0.001 | |
| 3/2/2022 | <0.001 | |
| 8/11/2022 | <0.001 | |
| 2/20/2023 | <0.001 | |
| 8/14/2023 | <0.001 | |
| 2/14/2024 | | <0.001 |
| 8/1/2024 | | <0.001 |
| 2/18/2025 | | <0.001 |
| 8/15/2025 | | <0.001 |

ND substitution: RL or RL/2 if <15% NDs.

# Mann-Whitney (Wilcoxon Rank Sum)

Constituent: Thallium (mg/L) Analysis Run 3/31/2026 5:08 AM View: Mann-Whitney

Plant Wansley Client: Southern Company Data: Wansley Landfill

| | GWC-7 | GWC-7 |
|---|---|---|
| 9/7/2011 | <0.001 | |
| 10/30/2011 | <0.001 | |
| 12/5/2011 | <0.001 | |
| 1/25/2012 | <0.001 | |
| 7/18/2012 | <0.001 | |
| 1/7/2013 | <0.001 | |
| 7/9/2013 | <0.001 | |
| 1/14/2014 | <0.001 | |
| 6/24/2014 | <0.001 | |
| 1/26/2016 | 8.5E-05 (J) | |
| 3/29/2016 | <0.001 | |
| 5/24/2016 | <0.001 | |
| 7/22/2016 | <0.001 | |
| 9/15/2016 | <0.001 | |
| 11/16/2016 | <0.001 | |
| 1/26/2017 | <0.001 | |
| 3/22/2017 | <0.001 | |
| 5/2/2017 | <0.001 | |
| 8/4/2017 | <0.001 | |
| 1/23/2018 | <0.001 | |
| 6/25/2018 | <0.001 | |
| 1/21/2019 | <0.001 | |
| 6/25/2019 | <0.001 | |
| 9/10/2019 | <0.001 | |
| 3/12/2020 | <0.001 | |
| 9/14/2020 | <0.001 | |
| 3/16/2021 | <0.001 | |
| 8/19/2021 | <0.001 | |
| 3/2/2022 | <0.001 | |
| 8/11/2022 | <0.001 | |
| 2/21/2023 | <0.001 | |
| 8/9/2023 | <0.001 | |
| 2/21/2024 | | <0.001 |
| 8/1/2024 | | <0.001 |
| 2/13/2025 | | <0.001 |
| 8/18/2025 | | 0.00029 (J) |

ND substitution: RL or RL/2 if <15% NDs.

# Mann-Whitney (Wilcoxon Rank Sum)

Constituent: Thallium (mg/L) Analysis Run 3/31/2026 5:08 AM View: Mann-Whitney

Plant Wansley Client: Southern Company Data: Wansley Landfill

| | GWC-8 | GWC-8 |
|---|---|---|
| 9/7/2011 | <0.001 | |
| 10/30/2011 | <0.001 | |
| 12/5/2011 | <0.001 | |
| 1/19/2012 | <0.001 | |
| 7/18/2012 | <0.001 | |
| 1/7/2013 | <0.001 | |
| 7/9/2013 | <0.001 | |
| 1/14/2014 | <0.001 | |
| 6/24/2014 | <0.001 | |
| 1/26/2016 | <0.001 | |
| 3/29/2016 | <0.001 | |
| 5/24/2016 | <0.001 | |
| 7/26/2016 | <0.001 | |
| 9/19/2016 | <0.001 | |
| 11/16/2016 | 9E-05 (J) | |
| 1/26/2017 | 0.00012 (J) | |
| 3/23/2017 | <0.001 | |
| 5/3/2017 | 0.00016 (J) | |
| 8/7/2017 | 0.0001 (J) | |
| 1/24/2018 | <0.001 | |
| 6/21/2018 | <0.001 | |
| 1/22/2019 | <0.001 | |
| 6/25/2019 | <0.001 | |
| 9/10/2019 | <0.001 | |
| 3/12/2020 | 0.00064 (J) | |
| 9/14/2020 | <0.001 | |
| 3/16/2021 | <0.001 | |
| 8/20/2021 | 0.00028 (J) | |
| 3/2/2022 | <0.001 | |
| 8/11/2022 | <0.001 | |
| 2/15/2023 | <0.001 | |
| 8/9/2023 | <0.001 | |
| 2/21/2024 | | <0.001 |
| 7/30/2024 | | <0.001 |
| 2/13/2025 | | <0.001 |
| 8/13/2025 | | <0.001 |

ND substitution: RL or RL/2 if <15% NDs.

# Mann-Whitney (Wilcoxon Rank Sum)

Constituent: Thallium (mg/L) Analysis Run 3/31/2026 5:08 AM View: Mann-Whitney

Plant Wansley Client: Southern Company Data: Wansley Landfill

| | GWC-9 | GWC-9 |
|---|---|---|
| 9/7/2011 | <0.001 | |
| 10/30/2011 | <0.001 | |
| 12/4/2011 | <0.001 | |
| 1/19/2012 | <0.001 | |
| 7/18/2012 | <0.001 | |
| 1/8/2013 | <0.001 | |
| 7/9/2013 | <0.001 | |
| 1/14/2014 | <0.001 | |
| 6/24/2014 | <0.001 | |
| 1/26/2016 | 7.3E-05 (J) | |
| 3/29/2016 | <0.001 | |
| 5/24/2016 | <0.001 | |
| 7/25/2016 | <0.001 | |
| 9/19/2016 | 0.00026 (J) | |
| 11/16/2016 | 0.00015 (J) | |
| 1/31/2017 | <0.001 | |
| 3/23/2017 | <0.001 | |
| 5/2/2017 | <0.001 | |
| 8/7/2017 | <0.001 | |
| 1/24/2018 | <0.001 | |
| 6/21/2018 | <0.001 | |
| 1/22/2019 | <0.001 | |
| 6/25/2019 | <0.001 | |
| 9/16/2019 | <0.001 | |
| 3/16/2020 | 0.00044 (J) | |
| 9/11/2020 | 0.00017 (J) | |
| 3/16/2021 | 0.00017 (J) | |
| 8/25/2021 | <0.001 | |
| 3/9/2022 | <0.001 | |
| 8/16/2022 | 0.00026 (J) | |
| 2/15/2023 | <0.001 | |
| 8/9/2023 | <0.001 | |
| 2/19/2024 | | <0.001 |
| 7/31/2024 | | 0.00046 (J) |
| 2/18/2025 | | <0.001 |
| 8/13/2025 | | 0.00096 (J) |

ND substitution: RL or RL/2 if <15% NDs.

# Mann-Whitney (Wilcoxon Rank Sum)

Constituent: Thallium (mg/L) Analysis Run 3/31/2026 5:08 AM View: Mann-Whitney

Plant Wansley Client: Southern Company Data: Wansley Landfill

| | GWC-11 | GWC-11 |
|---|---|---|
| 9/13/2011 | <0.001 | |
| 10/28/2011 | <0.001 | |
| 12/4/2011 | <0.001 | |
| 2/9/2012 | <0.001 | |
| 7/18/2012 | <0.001 | |
| 1/8/2013 | <0.001 | |
| 7/9/2013 | <0.001 | |
| 1/15/2014 | <0.001 | |
| 6/25/2014 | <0.001 | |
| 1/26/2016 | <0.001 | |
| 3/29/2016 | <0.001 | |
| 5/25/2016 | <0.001 | |
| 7/25/2016 | <0.001 | |
| 9/19/2016 | <0.001 | |
| 11/16/2016 | <0.001 | |
| 1/31/2017 | <0.001 | |
| 3/23/2017 | <0.001 | |
| 5/2/2017 | <0.001 | |
| 8/7/2017 | <0.001 | |
| 1/24/2018 | <0.001 | |
| 6/20/2018 | <0.001 | |
| 1/24/2019 | <0.001 | |
| 6/26/2019 | <0.001 | |
| 9/16/2019 | <0.001 | |
| 3/16/2020 | 0.00067 (J) | |
| 9/10/2020 | <0.001 | |
| 3/17/2021 | <0.001 | |
| 8/23/2021 | <0.001 | |
| 3/7/2022 | <0.001 | |
| 8/15/2022 | <0.001 | |
| 2/21/2023 | <0.001 | |
| 8/14/2023 | <0.001 | |
| 2/14/2024 | | <0.001 |
| 8/6/2024 | | <0.001 |
| 2/18/2025 | | <0.001 |
| 8/18/2025 | | <0.001 |

ND substitution: RL or RL/2 if <15% NDs.

# Mann-Whitney (Wilcoxon Rank Sum)

Constituent: Thallium (mg/L) Analysis Run 3/31/2026 5:08 AM View: Mann-Whitney

Plant Wansley Client: Southern Company Data: Wansley Landfill

| | GWC-12 | GWC-12 |
|---|---|---|
| 9/13/2011 | <0.001 | |
| 10/28/2011 | <0.001 | |
| 12/4/2011 | <0.001 | |
| 1/24/2012 | <0.001 | |
| 7/11/2012 | <0.001 | |
| 1/8/2013 | <0.001 | |
| 7/10/2013 | <0.001 | |
| 1/21/2014 | <0.001 | |
| 7/1/2014 | <0.001 | |
| 1/26/2016 | <0.001 | |
| 3/29/2016 | <0.001 | |
| 5/25/2016 | <0.001 | |
| 7/22/2016 | <0.001 | |
| 9/15/2016 | <0.001 | |
| 11/16/2016 | <0.001 | |
| 1/31/2017 | <0.001 | |
| 3/23/2017 | <0.001 | |
| 5/3/2017 | <0.001 | |
| 8/7/2017 | <0.001 | |
| 1/24/2018 | <0.001 | |
| 6/26/2018 | <0.001 | |
| 1/25/2019 | <0.001 | |
| 6/26/2019 | <0.001 | |
| 9/11/2019 | <0.001 | |
| 3/18/2020 | 0.00037 (J) | |
| 9/10/2020 | <0.001 | |
| 3/16/2021 | <0.001 | |
| 8/19/2021 | 0.00032 (J) | |
| 3/7/2022 | <0.001 | |
| 8/16/2022 | <0.001 | |
| 2/15/2023 | <0.001 | |
| 8/14/2023 | <0.001 | |
| 2/20/2024 | | <0.001 |
| 8/6/2024 | | <0.001 |
| 2/17/2025 | | <0.001 |
| 8/18/2025 | | <0.001 |

ND substitution: RL or RL/2 if <15% NDs.

# Mann-Whitney (Wilcoxon Rank Sum)

Constituent: Thallium (mg/L) Analysis Run 3/31/2026 5:08 AM View: Mann-Whitney

Plant Wansley Client: Southern Company Data: Wansley Landfill

| | GWC-13 | GWC-13 |
|---|---|---|
| 9/13/2011 | <0.001 | |
| 10/28/2011 | <0.001 | |
| 12/4/2011 | <0.001 | |
| 1/24/2012 | <0.001 | |
| 7/11/2012 | <0.001 | |
| 1/8/2013 | <0.001 | |
| 7/10/2013 | <0.001 | |
| 1/21/2014 | <0.001 | |
| 7/1/2014 | <0.001 | |
| 1/27/2016 | <0.001 | |
| 3/29/2016 | <0.001 | |
| 5/25/2016 | <0.001 | |
| 7/26/2016 | <0.001 | |
| 9/15/2016 | <0.001 | |
| 11/17/2016 | <0.001 | |
| 1/31/2017 | <0.001 | |
| 3/23/2017 | <0.001 | |
| 5/3/2017 | <0.001 | |
| 8/4/2017 | <0.001 | |
| 1/25/2018 | <0.001 | |
| 6/20/2018 | <0.001 | |
| 1/22/2019 | <0.001 | |
| 6/25/2019 | <0.001 | |
| 9/12/2019 | <0.001 | |
| 3/12/2020 | <0.001 | |
| 9/10/2020 | 0.00022 (J) | |
| 3/17/2021 | <0.001 | |
| 8/23/2021 | <0.001 | |
| 3/8/2022 | <0.001 | |
| 8/15/2022 | <0.001 | |
| 2/21/2023 | <0.001 | |
| 8/16/2023 | <0.001 | |
| 2/19/2024 | | <0.001 |
| 8/5/2024 | | <0.001 |
| 2/18/2025 | | <0.001 |
| 8/19/2025 | | <0.001 |

ND substitution: RL or RL/2 if <15% NDs.

# Mann-Whitney (Wilcoxon Rank Sum)

Constituent: Thallium (mg/L) Analysis Run 3/31/2026 5:08 AM View: Mann-Whitney

Plant Wansley Client: Southern Company Data: Wansley Landfill

| | GWC-14 | GWC-14 |
|---|---|---|
| 9/13/2011 | <0.001 | |
| 10/27/2011 | <0.001 | |
| 12/3/2011 | <0.001 | |
| 1/24/2012 | <0.001 | |
| 7/11/2012 | <0.001 | |
| 1/8/2013 | <0.001 | |
| 7/10/2013 | <0.001 | |
| 1/21/2014 | 0.0002 (J) | |
| 7/1/2014 | 0.0001 (J) | |
| 1/14/2015 | 0.0002 (J) | |
| 7/22/2015 | 0.0003 (JO) | |
| 1/27/2016 | 0.000616 (J) | |
| 3/30/2016 | 0.000411 (J) | |
| 5/25/2016 | 0.000445 (J) | |
| 7/26/2016 | 0.0013 | |
| 9/15/2016 | 0.00033 (J) | |
| 11/17/2016 | 0.00041 (J) | |
| 2/1/2017 | 0.00041 (J) | |
| 3/23/2017 | 0.0004 (J) | |
| 5/3/2017 | 0.00058 | |
| 8/7/2017 | 0.00046 (J) | |
| 1/25/2018 | 0.00049 (J) | |
| 6/20/2018 | 0.00038 (J) | |
| 1/22/2019 | 0.00047 (J) | |
| 6/25/2019 | 0.00046 (J) | |
| 9/12/2019 | 0.00047 (J) | |
| 3/17/2020 | 0.00055 (J) | |
| 9/10/2020 | 0.00053 (J) | |
| 3/17/2021 | 0.00043 (J) | |
| 8/23/2021 | 0.00055 (J) | |
| 3/7/2022 | <0.001 | |
| 8/16/2022 | 0.00039 (J) | |
| 2/17/2023 | 0.00044 (J) | |
| 8/14/2023 | 0.00079 (J) | |
| 2/19/2024 | | 0.00058 (J) |
| 8/6/2024 | | 0.00047 (J) |
| 2/17/2025 | | 0.00055 (J) |
| 8/19/2025 | | 0.00053 (J) |

ND substitution: RL or RL/2 if <15% NDs.

# Mann-Whitney (Wilcoxon Rank Sum)

Constituent: Thallium (mg/L) Analysis Run 3/31/2026 5:08 AM View: Mann-Whitney

Plant Wansley Client: Southern Company Data: Wansley Landfill

| | GWC-15 | GWC-15 |
|---|---|---|
| 9/16/2011 | <0.001 | |
| 10/27/2011 | <0.001 | |
| 12/3/2011 | <0.001 | |
| 2/9/2012 | <0.001 | |
| 7/11/2012 | <0.001 | |
| 1/8/2013 | <0.001 | |
| 7/2/2013 | <0.001 | |
| 1/21/2014 | <0.001 | |
| 6/24/2014 | <0.001 | |
| 1/14/2015 | <0.001 | |
| 7/22/2015 | <0.001 | |
| 1/27/2016 | <0.001 | |
| 3/30/2016 | <0.001 | |
| 5/25/2016 | <0.001 | |
| 7/26/2016 | <0.001 | |
| 9/20/2016 | <0.001 | |
| 11/17/2016 | <0.001 | |
| 2/1/2017 | <0.001 | |
| 3/23/2017 | <0.001 | |
| 5/3/2017 | <0.001 | |
| 8/4/2017 | <0.001 | |
| 1/25/2018 | <0.001 | |
| 6/20/2018 | <0.001 | |
| 1/22/2019 | <0.001 | |
| 6/25/2019 | <0.001 | |
| 9/17/2019 | <0.001 | |
| 3/16/2020 | 0.00025 (J) | |
| 9/10/2020 | 0.00034 (J) | |
| 3/18/2021 | <0.001 | |
| 8/24/2021 | <0.001 | |
| 3/7/2022 | <0.001 | |
| 8/16/2022 | <0.001 | |
| 2/21/2023 | <0.001 | |
| 8/14/2023 | <0.001 | |
| 2/21/2024 | | <0.001 |
| 8/6/2024 | | <0.001 |
| 2/18/2025 | | <0.001 |
| 8/18/2025 | | <0.001 |

ND substitution: RL or RL/2 if <15% NDs.

# Mann-Whitney (Wilcoxon Rank Sum)

Constituent: Thallium (mg/L) Analysis Run 3/31/2026 5:08 AM View: Mann-Whitney

Plant Wansley Client: Southern Company Data: Wansley Landfill

| | GWC-19 | GWC-19 |
|---|---|---|
| 8/30/2011 | <0.001 | |
| 10/26/2011 | <0.001 | |
| 12/3/2011 | <0.001 | |
| 2/8/2012 | <0.001 | |
| 7/11/2012 | <0.001 | |
| 1/8/2013 | <0.001 | |
| 7/16/2013 | <0.001 | |
| 1/21/2014 | 0.0001 (J) | |
| 6/24/2014 | <0.001 | |
| 1/13/2015 | <0.001 | |
| 7/23/2015 | <0.001 | |
| 1/27/2016 | <0.001 | |
| 3/30/2016 | <0.001 | |
| 5/26/2016 | <0.001 | |
| 7/25/2016 | <0.001 | |
| 9/19/2016 | <0.001 | |
| 11/17/2016 | <0.001 | |
| 2/2/2017 | <0.001 | |
| 3/24/2017 | <0.001 | |
| 5/3/2017 | <0.001 | |
| 8/7/2017 | <0.001 | |
| 1/25/2018 | <0.001 | |
| 6/21/2018 | <0.001 | |
| 1/28/2019 | <0.001 | |
| 6/26/2019 | <0.001 | |
| 9/12/2019 | <0.001 | |
| 3/18/2020 | <0.001 | |
| 9/15/2020 | <0.001 | |
| 3/17/2021 | 0.00033 (J) | |
| 8/24/2021 | <0.001 | |
| 3/8/2022 | <0.001 | |
| 8/11/2022 | <0.001 | |
| 2/21/2023 | <0.001 | |
| 8/9/2023 | <0.001 | |
| 2/21/2024 | | <0.001 |
| 8/6/2024 | | <0.001 |
| 2/14/2025 | | <0.001 |
| 8/13/2025 | | <0.001 |

ND substitution: RL or RL/2 if <15% NDs.

# Mann-Whitney (Wilcoxon Rank Sum)

Constituent: Thallium (mg/L) Analysis Run 3/31/2026 5:08 AM View: Mann-Whitney

Plant Wansley Client: Southern Company Data: Wansley Landfill

| | GWC-20 | GWC-20 |
|---|---|---|
| 8/31/2011 | <0.001 | |
| 10/27/2011 | <0.001 | |
| 12/4/2011 | <0.001 | |
| 2/8/2012 | <0.001 | |
| 7/11/2012 | <0.001 | |
| 1/8/2013 | <0.001 | |
| 7/16/2013 | <0.001 | |
| 1/21/2014 | <0.001 | |
| 6/24/2014 | <0.001 | |
| 1/13/2015 | <0.001 | |
| 7/23/2015 | <0.001 | |
| 1/27/2016 | <0.001 | |
| 3/30/2016 | <0.001 | |
| 5/26/2016 | <0.001 | |
| 7/25/2016 | <0.001 | |
| 9/20/2016 | <0.001 | |
| 11/17/2016 | <0.001 | |
| 2/2/2017 | <0.001 | |
| 3/28/2017 | <0.001 | |
| 5/4/2017 | <0.001 | |
| 8/7/2017 | <0.001 | |
| 1/26/2018 | <0.001 | |
| 6/21/2018 | <0.001 | |
| 1/28/2019 | <0.001 | |
| 6/25/2019 | <0.001 | |
| 9/11/2019 | <0.001 | |
| 3/18/2020 | <0.001 | |
| 9/15/2020 | <0.001 | |
| 3/16/2021 | 0.00035 (J) | |
| 8/24/2021 | <0.001 | |
| 3/7/2022 | <0.001 | |
| 8/16/2022 | <0.001 | |
| 2/22/2023 | <0.001 | |
| 8/9/2023 | <0.001 | |
| 2/20/2024 | | <0.001 |
| 8/2/2024 | | <0.001 |
| 2/14/2025 | | <0.001 |
| 8/12/2025 | | <0.001 |

ND substitution: RL or RL/2 if <15% NDs.

# Mann-Whitney (Wilcoxon Rank Sum)

Constituent: Thallium (mg/L) Analysis Run 3/31/2026 5:08 AM View: Mann-Whitney

Plant Wansley Client: Southern Company Data: Wansley Landfill

| | GWC-21 | GWC-21 |
|---|---|---|
| 8/31/2011 | <0.001 | |
| 10/27/2011 | <0.001 | |
| 12/4/2011 | <0.001 | |
| 2/8/2012 | <0.001 | |
| 7/17/2012 | <0.001 | |
| 1/9/2013 | <0.001 | |
| 7/16/2013 | <0.001 | |
| 1/21/2014 | <0.001 | |
| 6/24/2014 | <0.001 | |
| 1/13/2015 | <0.001 | |
| 7/23/2015 | <0.001 | |
| 1/26/2016 | <0.001 | |
| 3/30/2016 | <0.001 | |
| 5/26/2016 | <0.001 | |
| 7/26/2016 | <0.001 | |
| 9/20/2016 | <0.001 | |
| 11/17/2016 | <0.001 | |
| 2/2/2017 | <0.001 | |
| 3/28/2017 | <0.001 | |
| 5/4/2017 | <0.001 | |
| 8/7/2017 | <0.001 | |
| 1/26/2018 | <0.001 | |
| 6/20/2018 | <0.001 | |
| 1/24/2019 | <0.001 | |
| 6/25/2019 | <0.001 | |
| 9/11/2019 | 0.00026 (J) | |
| 3/18/2020 | <0.001 | |
| 9/15/2020 | <0.001 | |
| 3/16/2021 | 0.00034 (J) | |
| 8/19/2021 | 0.00052 (J) | |
| 3/7/2022 | <0.001 | |
| 8/16/2022 | <0.001 | |
| 2/21/2023 | <0.001 | |
| 8/9/2023 | <0.001 | |
| 2/19/2024 | | <0.001 |
| 7/30/2024 | | <0.001 |
| 2/11/2025 | | <0.001 |
| 8/12/2025 | | <0.001 |

ND substitution: RL or RL/2 if <15% NDs.

# Mann-Whitney (Wilcoxon Rank Sum)

Constituent: Thallium (mg/L) Analysis Run 3/31/2026 5:08 AM View: Mann-Whitney

Plant Wansley Client: Southern Company Data: Wansley Landfill

| | GWC-22 | GWC-22 |
|---|---|---|
| 9/15/2011 | <0.001 | |
| 10/29/2011 | <0.001 | |
| 12/13/2011 | <0.001 | |
| 1/25/2012 | <0.001 | |
| 7/18/2012 | <0.001 | |
| 1/22/2013 | <0.001 | |
| 7/16/2013 | <0.001 | |
| 1/21/2014 | <0.001 | |
| 6/25/2014 | <0.001 | |
| 1/14/2015 | <0.001 | |
| 7/23/2015 | <0.001 | |
| 1/26/2016 | <0.001 | |
| 3/31/2016 | <0.001 | |
| 5/26/2016 | <0.001 | |
| 7/26/2016 | <0.001 | |
| 9/20/2016 | <0.001 | |
| 11/17/2016 | <0.001 | |
| 2/3/2017 | <0.001 | |
| 3/28/2017 | <0.001 | |
| 5/3/2017 | <0.001 | |
| 8/8/2017 | <0.001 | |
| 1/25/2018 | <0.001 | |
| 6/20/2018 | <0.001 | |
| 1/24/2019 | <0.001 | |
| 6/25/2019 | <0.001 | |
| 9/10/2019 | <0.001 | |
| 3/18/2020 | 0.00066 (J) | |
| 9/10/2020 | <0.001 | |
| 3/15/2021 | 0.00052 (J) | |
| 8/19/2021 | 0.00025 (J) | |
| 3/8/2022 | <0.001 | |
| 8/17/2022 | <0.001 | |
| 2/14/2023 | <0.001 | |
| 8/14/2023 | <0.001 | |
| 2/14/2024 | | <0.001 |
| 8/6/2024 | | <0.001 |
| 2/11/2025 | | <0.001 |
| 8/12/2025 | | <0.001 |

ND substitution: RL or RL/2 if <15% NDs.

# Mann-Whitney (Wilcoxon Rank Sum)

Constituent: Thallium (mg/L) Analysis Run 3/31/2026 5:08 AM View: Mann-Whitney

Plant Wansley Client: Southern Company Data: Wansley Landfill

| | GWC-23 | GWC-23 |
|---|---|---|
| 9/16/2011 | <0.001 | |
| 10/29/2011 | <0.001 | |
| 12/13/2011 | <0.001 | |
| 1/31/2012 | <0.001 | |
| 7/18/2012 | <0.001 | |
| 1/22/2013 | <0.001 | |
| 7/23/2013 | <0.001 | |
| 1/22/2014 | <0.001 | |
| 7/1/2014 | <0.001 | |
| 1/21/2016 | <0.001 | |
| 3/29/2016 | <0.001 | |
| 5/25/2016 | <0.001 | |
| 7/27/2016 | <0.001 | |
| 9/20/2016 | <0.001 | |
| 11/18/2016 | <0.001 | |
| 2/3/2017 | <0.001 | |
| 3/28/2017 | <0.001 | |
| 5/4/2017 | <0.001 | |
| 8/8/2017 | <0.001 | |
| 1/25/2018 | <0.001 | |
| 6/20/2018 | <0.001 | |
| 1/25/2019 | <0.001 | |
| 6/26/2019 | <0.001 | |
| 9/12/2019 | <0.001 | |
| 3/18/2020 | 0.00024 (J) | |
| 9/10/2020 | <0.001 | |
| 3/18/2021 | 0.00051 (J) | |
| 8/23/2021 | <0.001 | |
| 3/9/2022 | <0.001 | |
| 8/16/2022 | <0.001 | |
| 2/21/2023 | <0.001 | |
| 8/15/2023 | <0.001 | |
| 2/19/2024 | | <0.001 |
| 7/30/2024 | | <0.001 |
| 2/11/2025 | | <0.001 |
| 8/12/2025 | | <0.001 |

ND substitution: RL or RL/2 if <15% NDs.

# Mann-Whitney (Wilcoxon Rank Sum)

Constituent: Thallium (mg/L) Analysis Run 3/31/2026 5:08 AM View: Mann-Whitney

Plant Wansley Client: Southern Company Data: Wansley Landfill

| | GWC-24 | GWC-24 |
|---|---|---|
| 7/8/2014 | <0.001 | |
| 1/20/2016 | <0.001 | |
| 3/30/2016 | <0.001 | |
| 5/25/2016 | <0.001 | |
| 7/27/2016 | <0.001 | |
| 9/16/2016 | <0.001 | |
| 11/18/2016 | <0.001 | |
| 2/3/2017 | <0.001 | |
| 3/29/2017 | <0.001 | |
| 5/4/2017 | <0.001 | |
| 8/8/2017 | <0.001 | |
| 1/25/2018 | <0.001 | |
| 6/27/2018 | <0.001 | |
| 1/31/2019 | <0.001 | |
| 6/26/2019 | <0.001 | |
| 9/11/2019 | 0.00023 (J) | |
| 3/12/2020 | <0.001 | |
| 9/15/2020 | <0.001 | |
| 3/18/2021 | 0.00025 (J) | |
| 8/19/2021 | <0.001 | |
| 3/10/2022 | <0.001 | |
| 8/18/2022 | <0.001 | |
| 2/16/2023 | <0.001 | |
| 8/16/2023 | <0.001 | |
| 2/22/2024 | | <0.001 |
| 8/6/2024 | | <0.001 |
| 2/14/2025 | | <0.001 |
| 8/14/2025 | | <0.001 |

ND substitution: RL or RL/2 if <15% NDs.

# Mann-Whitney (Wilcoxon Rank Sum)

Constituent: Thallium (mg/L) Analysis Run 3/31/2026 5:08 AM View: Mann-Whitney

Plant Wansley Client: Southern Company Data: Wansley Landfill

| | GWC-25 | GWC-25 |
|---|---|---|
| 9/17/2011 | <0.001 | |
| 10/31/2011 | <0.001 | |
| 12/14/2011 | <0.001 | |
| 2/7/2012 | <0.001 | |
| 7/17/2012 | <0.001 | |
| 7/24/2013 | <0.001 | |
| 1/23/2014 | <0.001 | |
| 7/8/2014 | <0.001 | |
| 1/21/2016 | <0.001 | |
| 3/28/2016 | <0.001 | |
| 5/25/2016 | <0.001 | |
| 7/27/2016 | <0.001 | |
| 9/19/2016 | <0.001 | |
| 11/15/2016 | <0.001 | |
| 1/24/2017 | <0.001 | |
| 3/23/2017 | <0.001 | |
| 5/2/2017 | <0.001 | |
| 8/3/2017 | <0.001 | |
| 1/25/2018 | <0.001 | |
| 6/27/2018 | <0.001 | |
| 1/24/2019 | <0.001 | |
| 6/25/2019 | <0.001 | |
| 9/11/2019 | 0.00028 (J) | |
| 3/12/2020 | <0.001 | |
| 9/14/2020 | <0.001 | |
| 3/17/2021 | 0.00015 (J) | |
| 8/19/2021 | <0.001 | |
| 3/8/2022 | <0.001 | |
| 8/10/2022 | <0.001 | |
| 2/21/2023 | <0.001 | |
| 8/15/2023 | <0.001 | |
| 2/21/2024 | | <0.001 |
| 8/1/2024 | | <0.001 |
| 2/14/2025 | | <0.001 |
| 8/13/2025 | | <0.001 |

ND substitution: RL or RL/2 if <15% NDs.

# Mann-Whitney (Wilcoxon Rank Sum)

Constituent: Thallium (mg/L) Analysis Run 3/31/2026 5:08 AM View: Mann-Whitney

Plant Wansley Client: Southern Company Data: Wansley Landfill

| | GWC-27 | GWC-27 |
|---|---|---|
| 9/17/2011 | <0.001 | |
| 10/29/2011 | <0.001 | |
| 12/14/2011 | <0.001 | |
| 1/25/2012 | <0.001 | |
| 7/17/2012 | <0.001 | |
| 1/24/2013 | <0.001 | |
| 7/24/2013 | <0.001 | |
| 1/23/2014 | 0.0001 (J) | |
| 7/8/2014 | 0.0001 (J) | |
| 1/22/2016 | 0.000193 (J) | |
| 3/23/2016 | <0.001 | |
| 5/24/2016 | <0.001 | |
| 7/26/2016 | 0.00017 (J) | |
| 9/19/2016 | 0.00016 (J) | |
| 11/11/2016 | <0.001 | |
| 1/20/2017 | 0.00016 (J) | |
| 3/16/2017 | 0.00017 (J) | |
| 4/28/2017 | 0.00018 (J) | |
| 8/3/2017 | 0.00016 (J) | |
| 1/19/2018 | 0.00016 (J) | |
| 6/27/2018 | 0.00015 (J) | |
| 1/24/2019 | 0.0002 (J) | |
| 6/26/2019 | 0.00019 (J) | |
| 9/12/2019 | 0.00021 (J) | |
| 3/12/2020 | 0.0002 (J) | |
| 9/9/2020 | 0.00017 (J) | |
| 3/18/2021 | 0.00021 (J) | |
| 8/23/2021 | 0.00018 (J) | |
| 3/8/2022 | <0.001 | |
| 8/10/2022 | <0.001 | |
| 2/20/2023 | <0.001 | |
| 8/15/2023 | <0.001 | |
| 2/20/2024 | | <0.001 |
| 7/30/2024 | | <0.001 |
| 2/11/2025 | | <0.001 |
| 8/13/2025 | | <0.001 |

ND substitution: RL or RL/2 if <15% NDs.

# Mann-Whitney (Wilcoxon Rank Sum)

Constituent: Thallium (mg/L) Analysis Run 3/31/2026 5:08 AM View: Mann-Whitney

Plant Wansley Client: Southern Company Data: Wansley Landfill

| | GWC-30 | GWC-30 |
|---|---|---|
| 9/15/2011 | <0.001 | |
| 10/28/2011 | <0.001 | |
| 12/13/2011 | <0.001 | |
| 2/8/2012 | <0.001 | |
| 7/18/2012 | <0.001 | |
| 1/24/2013 | <0.001 | |
| 7/24/2013 | <0.001 | |
| 1/23/2014 | <0.001 | |
| 7/1/2014 | <0.001 | |
| 1/19/2016 | <0.001 | |
| 3/23/2016 | <0.001 | |
| 5/20/2016 | <0.001 | |
| 7/21/2016 | <0.001 | |
| 9/20/2016 | <0.001 | |
| 11/14/2016 | <0.001 | |
| 1/24/2017 | <0.001 | |
| 3/17/2017 | <0.001 | |
| 5/1/2017 | <0.001 | |
| 8/4/2017 | <0.001 | |
| 1/24/2018 | <0.001 | |
| 6/21/2018 | <0.001 | |
| 1/30/2019 | <0.001 | |
| 6/27/2019 | <0.001 | |
| 9/10/2019 | <0.001 | |
| 3/11/2020 | <0.001 | |
| 9/10/2020 | 0.00021 (J) | |
| 3/18/2021 | <0.001 | |
| 8/23/2021 | <0.001 | |
| 3/2/2022 | <0.001 | |
| 8/10/2022 | <0.001 | |
| 2/14/2023 | <0.001 | |
| 8/16/2023 | <0.001 | |
| 2/21/2024 | | <0.001 |
| 8/5/2024 | | <0.001 |
| 2/13/2025 | | <0.001 |
| 8/14/2025 | | <0.001 |

ND substitution: RL or RL/2 if <15% NDs.

# Mann-Whitney (Wilcoxon Rank Sum)

Constituent: Thallium (mg/L) Analysis Run 3/31/2026 5:08 AM View: Mann-Whitney

Plant Wansley Client: Southern Company Data: Wansley Landfill

| | GWC-31 | GWC-31 |
|---|---|---|
| 9/17/2011 | <0.001 | |
| 10/31/2011 | <0.001 | |
| 2/7/2012 | <0.001 | |
| 1/23/2013 | <0.001 | |
| 1/23/2014 | <0.001 | |
| 7/1/2014 | <0.001 | |
| 1/25/2016 | <0.001 | |
| 3/30/2016 | <0.001 | |
| 5/25/2016 | <0.001 | |
| 7/27/2016 | <0.001 | |
| 1/25/2017 | <0.001 | |
| 3/23/2017 | <0.001 | |
| 5/2/2017 | <0.001 | |
| 7/19/2017 | <0.001 | |
| 8/4/2017 | <0.001 | |
| 1/23/2018 | <0.001 | |
| 6/27/2018 | <0.001 | |
| 1/31/2019 | <0.001 | |
| 6/26/2019 | <0.001 | |
| 9/11/2019 | <0.001 | |
| 3/17/2020 | 0.00017 (J) | |
| 9/11/2020 | <0.001 | |
| 3/16/2021 | <0.001 | |
| 8/25/2021 | <0.001 | |
| 3/10/2022 | <0.001 | |
| 8/16/2022 | <0.001 | |
| 2/22/2023 | <0.001 | |
| 8/16/2023 | <0.001 | |
| 2/21/2024 | | <0.001 |
| 8/2/2024 | | <0.001 |
| 2/18/2025 | | <0.001 |
| 8/15/2025 | | <0.001 |

ND substitution: RL or RL/2 if <15% NDs.

# Mann-Whitney (Wilcoxon Rank Sum)

Constituent: Thallium (mg/L) Analysis Run 3/31/2026 5:08 AM View: Mann-Whitney

Plant Wansley Client: Southern Company Data: Wansley Landfill

| | GWC-33 | GWC-33 |
|---|---|---|
| 9/16/2011 | <0.001 | |
| 10/30/2011 | <0.001 | |
| 12/12/2011 | <0.001 | |
| 12/13/2011 | <0.001 | |
| 2/1/2012 | <0.001 | |
| 7/17/2012 | <0.001 | |
| 1/23/2013 | <0.001 | |
| 7/17/2013 | <0.001 | |
| 1/23/2014 | 0.0002 (J) | |
| 1/25/2016 | 0.000227 (J) | |
| 3/23/2016 | <0.001 | |
| 5/24/2016 | 0.000242 (J) | |
| 7/22/2016 | 0.00022 (J) | |
| 9/16/2016 | 0.00021 (J) | |
| 11/17/2016 | 0.00017 (J) | |
| 1/25/2017 | <0.001 | |
| 3/23/2017 | 0.00017 (J) | |
| 5/1/2017 | 0.00018 (J) | |
| 8/4/2017 | 0.00016 (J) | |
| 1/23/2018 | 0.00012 (J) | |
| 6/26/2018 | 0.00013 (J) | |
| 1/30/2019 | <0.001 | |
| 6/26/2019 | 0.0002 (J) | |
| 9/12/2019 | <0.001 | |
| 3/12/2020 | 0.00035 (J) | |
| 9/16/2020 | <0.001 | |
| 3/18/2021 | <0.001 | |
| 8/24/2021 | 0.00032 (J) | |
| 3/9/2022 | <0.001 | |
| 8/15/2022 | <0.001 | |
| 2/20/2023 | <0.001 | |
| 8/15/2023 | <0.001 | |
| 2/20/2024 | | <0.001 |
| 7/31/2024 | | <0.001 |
| 2/19/2025 | | <0.001 |
| 8/19/2025 | | <0.001 |

ND substitution: RL or RL/2 if <15% NDs.

# Mann-Whitney (Wilcoxon Rank Sum)

Constituent: Thallium (mg/L) Analysis Run 3/31/2026 5:08 AM View: Mann-Whitney

Plant Wansley Client: Southern Company Data: Wansley Landfill

| | GWC-34 | GWC-34 |
|---|---|---|
| 9/16/2011 | <0.001 | |
| 10/31/2011 | <0.001 | |
| 12/12/2011 | <0.001 | |
| 2/1/2012 | <0.001 | |
| 7/16/2012 | <0.001 | |
| 1/22/2013 | <0.001 | |
| 7/17/2013 | <0.001 | |
| 1/23/2014 | <0.001 | |
| 6/25/2014 | <0.001 | |
| 1/14/2015 | <0.001 | |
| 1/21/2016 | <0.001 | |
| 3/24/2016 | <0.001 | |
| 5/23/2016 | <0.001 | |
| 7/21/2016 | <0.001 | |
| 9/15/2016 | <0.001 | |
| 11/15/2016 | <0.001 | |
| 1/25/2017 | <0.001 | |
| 3/22/2017 | <0.001 | |
| 5/1/2017 | <0.001 | |
| 8/3/2017 | <0.001 | |
| 1/23/2018 | <0.001 | |
| 6/20/2018 | <0.001 | |
| 1/28/2019 | <0.001 | |
| 6/26/2019 | 0.00014 (J) | |
| 9/11/2019 | <0.001 | |
| 3/11/2020 | <0.001 | |
| 9/11/2020 | <0.001 | |
| 3/16/2021 | <0.001 | |
| 8/24/2021 | <0.001 | |
| 3/2/2022 | <0.001 | |
| 8/10/2022 | <0.001 | |
| 2/20/2023 | <0.001 | |
| 8/16/2023 | <0.001 | |
| 2/22/2024 | | <0.001 |
| 8/5/2024 | | <0.001 |
| 2/13/2025 | | <0.001 |
| 8/14/2025 | | <0.001 |

ND substitution: RL or RL/2 if <15% NDs.

# Mann-Whitney (Wilcoxon Rank Sum)

Constituent: Thallium (mg/L) Analysis Run 3/31/2026 5:08 AM View: Mann-Whitney

Plant Wansley Client: Southern Company Data: Wansley Landfill

| | GWC-35 | GWC-35 |
|---|---|---|
| 9/16/2011 | <0.001 | |
| 10/31/2011 | <0.001 | |
| 12/12/2011 | <0.001 | |
| 2/1/2012 | <0.001 | |
| 7/16/2012 | <0.001 | |
| 1/22/2013 | <0.001 | |
| 7/2/2013 | <0.001 | |
| 1/21/2014 | <0.001 | |
| 6/25/2014 | 0.0001 (J) | |
| 1/14/2015 | <0.001 | |
| 1/21/2016 | <0.001 | |
| 3/24/2016 | <0.001 | |
| 5/23/2016 | <0.001 | |
| 7/21/2016 | <0.001 | |
| 9/15/2016 | <0.001 | |
| 11/15/2016 | <0.001 | |
| 1/26/2017 | <0.001 | |
| 3/22/2017 | <0.001 | |
| 5/2/2017 | <0.001 | |
| 8/3/2017 | <0.001 | |
| 1/23/2018 | <0.001 | |
| 6/19/2018 | <0.001 | |
| 1/21/2019 | <0.001 | |
| 6/26/2019 | 0.00019 (J) | |
| 9/12/2019 | <0.001 | |
| 3/11/2020 | <0.001 | |
| 9/11/2020 | 0.0004 (J) | |
| 3/16/2021 | <0.001 | |
| 8/18/2021 | <0.001 | |
| 3/2/2022 | <0.001 | |
| 8/15/2022 | <0.001 | |
| 2/20/2023 | <0.001 | |
| 8/16/2023 | <0.001 | |
| 2/22/2024 | | <0.001 |
| 8/5/2024 | | <0.001 |
| 2/18/2025 | | <0.001 |
| 8/14/2025 | | <0.001 |

ND substitution: RL or RL/2 if <15% NDs.

# Mann-Whitney (Wilcoxon Rank Sum)

Constituent: Vanadium (mg/L) Analysis Run 3/31/2026 5:08 AM View: Mann-Whitney

Plant Wansley Client: Southern Company Data: Wansley Landfill

| | GWA-1 | GWA-1 |
|---|---|---|
| 9/16/2011 | <0.005 | |
| 10/27/2011 | <0.005 | |
| 12/13/2011 | <0.005 | |
| 1/31/2012 | <0.005 | |
| 7/18/2012 | <0.005 | |
| 1/24/2013 | <0.005 | |
| 7/17/2013 | <0.005 | |
| 1/21/2014 | <0.005 | |
| 6/25/2014 | <0.005 | |
| 1/14/2015 | <0.005 | |
| 7/21/2015 | <0.005 | |
| 1/21/2016 | <0.005 | |
| 7/21/2016 | <0.005 | |
| 1/19/2017 | <0.005 | |
| 8/3/2017 | <0.005 | |
| 1/19/2018 | <0.005 | |
| 6/19/2018 | <0.005 | |
| 1/17/2019 | 0.0012 | |
| 6/24/2019 | 0.0028 | |
| 9/9/2019 | <0.005 | |
| 3/10/2020 | <0.005 | |
| 9/9/2020 | <0.005 | |
| 3/15/2021 | <0.005 | |
| 8/16/2021 | <0.005 | |
| 2/28/2022 | <0.005 | |
| 8/9/2022 | <0.005 | |
| 2/14/2023 | 0.00074 (J) | |
| 8/9/2023 | <0.005 | |
| 2/13/2024 | | <0.005 |
| 7/30/2024 | | <0.005 |
| 2/11/2025 | | <0.005 |
| 8/12/2025 | | <0.005 |

ND substitution: RL or RL/2 if <15% NDs.

# Mann-Whitney (Wilcoxon Rank Sum)

Constituent: Vanadium (mg/L) Analysis Run 3/31/2026 5:08 AM View: Mann-Whitney

Plant Wansley Client: Southern Company Data: Wansley Landfill

| | GWA-2 | GWA-2 |
|---|---|---|
| 9/17/2011 | <0.005 | |
| 10/27/2011 | <0.005 | |
| 12/14/2011 | <0.005 | |
| 2/7/2012 | <0.005 | |
| 7/23/2012 | <0.005 | |
| 1/23/2013 | <0.005 | |
| 7/24/2013 | <0.005 | |
| 1/22/2014 | <0.005 | |
| 7/1/2014 | 0.0012 (J) | |
| 1/22/2015 | 0.0013 (J) | |
| 7/22/2015 | <0.005 | |
| 1/20/2016 | <0.005 | |
| 7/26/2016 | <0.005 | |
| 1/19/2017 | <0.005 | |
| 8/2/2017 | <0.005 | |
| 1/19/2018 | <0.005 | |
| 6/19/2018 | 0.0024 (J) | |
| 1/17/2019 | 0.0016 | |
| 6/24/2019 | 0.0018 | |
| 9/10/2019 | 0.0011 | |
| 3/10/2020 | <0.005 | |
| 9/10/2020 | <0.005 | |
| 3/15/2021 | <0.005 | |
| 8/18/2021 | 0.0011 | |
| 3/1/2022 | <0.005 | |
| 8/9/2022 | <0.005 | |
| 2/14/2023 | <0.005 | |
| 8/9/2023 | <0.005 | |
| 2/14/2024 | | <0.005 |
| 7/30/2024 | | <0.005 |
| 2/11/2025 | | <0.005 |
| 8/12/2025 | | <0.005 |

ND substitution: RL or RL/2 if <15% NDs.

# Mann-Whitney (Wilcoxon Rank Sum)

Constituent: Vanadium (mg/L) Analysis Run 3/31/2026 5:08 AM View: Mann-Whitney

Plant Wansley Client: Southern Company Data: Wansley Landfill

| | GWA-4 | GWA-4 |
|---|---|---|
| 8/31/2011 | <0.005 | |
| 10/27/2011 | <0.005 | |
| 12/14/2011 | <0.005 | |
| 2/1/2012 | <0.005 | |
| 7/23/2012 | <0.005 | |
| 1/23/2013 | <0.005 | |
| 7/17/2013 | <0.005 | |
| 1/15/2014 | 0.0016 (J) | |
| 6/25/2014 | 0.00084 (J) | |
| 1/14/2015 | 0.0014 (J) | |
| 7/21/2015 | <0.005 | |
| 1/20/2016 | <0.005 | |
| 7/21/2016 | 0.0035 | |
| 1/17/2017 | <0.005 | |
| 8/2/2017 | <0.005 | |
| 1/22/2018 | 0.002 (J) | |
| 6/19/2018 | 0.0019 (J) | |
| 1/17/2019 | 0.0016 | |
| 6/24/2019 | 0.002 | |
| 9/10/2019 | <0.005 | |
| 3/10/2020 | <0.005 | |
| 9/9/2020 | <0.005 | |
| 3/15/2021 | <0.005 | |
| 8/18/2021 | 0.0011 | |
| 3/1/2022 | <0.005 | |
| 8/9/2022 | <0.005 | |
| 2/14/2023 | 0.00074 (J) | |
| 8/9/2023 | <0.005 | |
| 2/14/2024 | | 0.00067 (J) |
| 7/29/2024 | | <0.005 |
| 2/10/2025 | | <0.005 |
| 8/12/2025 | | <0.005 |

ND substitution: RL or RL/2 if <15% NDs.

# Mann-Whitney (Wilcoxon Rank Sum)

Constituent: Vanadium (mg/L) Analysis Run 3/31/2026 5:08 AM View: Mann-Whitney

Plant Wansley Client: Southern Company Data: Wansley Landfill

| | GWA-28 | GWA-28 |
|---|---|---|
| 9/16/2011 | <0.002 | |
| 10/28/2011 | <0.002 | |
| 12/12/2011 | <0.002 | |
| 1/25/2012 | <0.002 | |
| 7/16/2012 | <0.002 | |
| 1/24/2013 | <0.002 | |
| 7/23/2013 | <0.002 | |
| 1/22/2014 | 0.00072 (J) | |
| 7/1/2014 | <0.002 | |
| 1/21/2015 | <0.002 | |
| 7/21/2015 | <0.002 | |
| 1/22/2016 | <0.002 | |
| 7/25/2016 | <0.002 | |
| 1/17/2017 | <0.002 | |
| 8/1/2017 | <0.002 | |
| 1/19/2018 | <0.002 | |
| 6/19/2018 | <0.002 | |
| 1/21/2019 | 0.0012 | |
| 6/25/2019 | 0.0025 | |
| 9/10/2019 | 0.0012 | |
| 3/10/2020 | <0.002 | |
| 9/9/2020 | <0.002 | |
| 3/15/2021 | <0.002 | |
| 8/16/2021 | 0.0011 | |
| 3/1/2022 | <0.002 | |
| 8/9/2022 | <0.002 | |
| 2/14/2023 | <0.002 | |
| 8/9/2023 | 0.00084 (J) | |
| 2/14/2024 | | <0.002 |
| 7/29/2024 | | <0.002 |
| 2/10/2025 | | <0.002 |
| 8/12/2025 | | 0.0012 (J) |

ND substitution: RL or RL/2 if <15% NDs.

# Mann-Whitney (Wilcoxon Rank Sum)

Constituent: Vanadium (mg/L) Analysis Run 3/31/2026 5:08 AM View: Mann-Whitney

Plant Wansley Client: Southern Company Data: Wansley Landfill

| | GWA-29 | GWA-29 |
|---|---|---|
| 9/17/2011 | <0.005 | |
| 10/28/2011 | <0.005 | |
| 12/12/2011 | <0.005 | |
| 1/31/2012 | <0.005 | |
| 7/17/2012 | <0.005 | |
| 1/24/2013 | <0.005 | |
| 7/24/2013 | <0.005 | |
| 1/22/2014 | <0.005 | |
| 7/8/2014 | <0.005 | |
| 1/21/2015 | <0.005 | |
| 7/22/2015 | <0.005 | |
| 1/19/2016 | <0.005 | |
| 7/21/2016 | <0.005 | |
| 1/17/2017 | <0.005 | |
| 8/1/2017 | 0.0041 | |
| 1/19/2018 | <0.005 | |
| 6/19/2018 | 0.0014 (J) | |
| 1/18/2019 | 0.0015 | |
| 6/25/2019 | 0.0023 | |
| 9/10/2019 | <0.005 | |
| 3/10/2020 | <0.005 | |
| 9/9/2020 | <0.005 | |
| 3/15/2021 | 0.0017 | |
| 8/18/2021 | 0.0012 | |
| 3/2/2022 | <0.005 | |
| 8/9/2022 | <0.005 | |
| 2/13/2023 | <0.005 | |
| 8/8/2023 | <0.005 | |
| 2/14/2024 | | <0.005 |
| 7/30/2024 | | <0.005 |
| 2/11/2025 | | <0.005 |
| 8/12/2025 | | <0.005 |

ND substitution: RL or RL/2 if <15% NDs.

# Mann-Whitney (Wilcoxon Rank Sum)

Constituent: Vanadium (mg/L) Analysis Run 3/31/2026 5:08 AM View: Mann-Whitney

Plant Wansley Client: Southern Company Data: Wansley Landfill

| | GWC-5 | GWC-5 |
|---|---|---|
| 8/31/2011 | <0.005 | |
| 10/27/2011 | <0.005 | |
| 12/5/2011 | <0.005 | |
| 1/25/2012 | <0.005 | |
| 7/18/2012 | <0.005 | |
| 1/9/2013 | <0.005 | |
| 7/17/2013 | <0.005 | |
| 1/15/2014 | 0.0042 (J) | |
| 6/25/2014 | 0.0022 (J) | |
| 1/13/2015 | 0.004 (J) | |
| 7/24/2015 | 0.0021 (J) | |
| 1/20/2016 | 0.0035 (J) | |
| 7/21/2016 | 0.0032 | |
| 1/26/2017 | 0.0064 | |
| 6/8/2017 | 0.0046 (D) | |
| 8/3/2017 | 0.0031 | |
| 1/23/2018 | 0.0062 | |
| 6/25/2018 | 0.0021 (J) | |
| 1/30/2019 | 0.0031 | |
| 6/26/2019 | 0.0033 | |
| 9/12/2019 | 0.0031 | |
| 3/16/2020 | 0.0028 | |
| 9/9/2020 | 0.0025 | |
| 3/17/2021 | 0.0025 | |
| 8/19/2021 | 0.0026 | |
| 3/2/2022 | 0.003 | |
| 8/11/2022 | 0.0019 | |
| 2/20/2023 | 0.0029 | |
| 8/14/2023 | 0.0026 | |
| 2/14/2024 | | 0.003 |
| 7/31/2024 | | 0.0024 |
| 2/14/2025 | | 0.0025 |
| 8/18/2025 | | 0.0026 (J) |

ND substitution: RL or RL/2 if <15% NDs.

# Mann-Whitney (Wilcoxon Rank Sum)

Constituent: Vanadium (mg/L) Analysis Run 3/31/2026 5:08 AM View: Mann-Whitney

Plant Wansley Client: Southern Company Data: Wansley Landfill

| | GWC-6 | GWC-6 |
|---|---|---|
| 8/31/2011 | <0.005 | |
| 10/30/2011 | <0.005 | |
| 12/5/2011 | <0.005 | |
| 1/25/2012 | <0.005 | |
| 7/24/2012 | <0.005 | |
| 1/8/2013 | <0.005 | |
| 7/9/2013 | <0.005 | |
| 1/15/2014 | 0.002 (J) | |
| 6/25/2014 | <0.005 | |
| 1/20/2015 | <0.005 | |
| 7/24/2015 | <0.005 | |
| 1/20/2016 | <0.005 | |
| 7/21/2016 | 0.0046 | |
| 1/26/2017 | 0.0064 | |
| 6/8/2017 | 0.00215 (JD) | |
| 8/3/2017 | <0.005 | |
| 1/23/2018 | 0.0038 | |
| 6/25/2018 | <0.005 | |
| 1/30/2019 | 0.0015 | |
| 6/26/2019 | 0.0016 | |
| 9/12/2019 | <0.005 | |
| 3/16/2020 | <0.005 | |
| 9/11/2020 | <0.005 | |
| 3/17/2021 | <0.005 | |
| 8/18/2021 | <0.005 | |
| 3/2/2022 | <0.005 | |
| 8/11/2022 | <0.005 | |
| 2/20/2023 | <0.005 | |
| 8/14/2023 | <0.005 | |
| 2/14/2024 | | <0.005 |
| 8/1/2024 | | <0.005 |
| 2/18/2025 | | 0.0015 (J) |
| 8/15/2025 | | <0.005 |

ND substitution: RL or RL/2 if <15% NDs.

# Mann-Whitney (Wilcoxon Rank Sum)

Constituent: Vanadium (mg/L) Analysis Run 3/31/2026 5:08 AM View: Mann-Whitney

Plant Wansley Client: Southern Company Data: Wansley Landfill

| | GWC-7 | GWC-7 |
|---|---|---|
| 9/7/2011 | <0.0025 | |
| 10/30/2011 | <0.0025 | |
| 12/5/2011 | <0.0025 | |
| 1/25/2012 | <0.0025 | |
| 7/18/2012 | <0.0025 | |
| 1/7/2013 | <0.0025 | |
| 7/9/2013 | <0.0025 | |
| 1/14/2014 | <0.0025 | |
| 6/24/2014 | 0.00087 (J) | |
| 1/20/2015 | 0.00094 (J) | |
| 7/27/2015 | <0.0025 | |
| 1/26/2016 | 0.0011 (J) | |
| 7/22/2016 | 0.0031 | |
| 1/26/2017 | 0.0057 | |
| 6/8/2017 | 0.00225 (JD) | |
| 8/4/2017 | <0.0025 | |
| 1/23/2018 | 0.0042 | |
| 6/25/2018 | 0.0035 | |
| 1/21/2019 | 0.003 | |
| 6/25/2019 | 0.0035 | |
| 9/10/2019 | 0.0024 | |
| 3/12/2020 | 0.0019 | |
| 9/14/2020 | 0.0017 | |
| 3/16/2021 | 0.0025 | |
| 8/19/2021 | 0.002 | |
| 3/2/2022 | 0.0031 | |
| 8/11/2022 | 0.0023 | |
| 2/21/2023 | 0.0029 | |
| 8/9/2023 | 0.0033 | |
| 2/21/2024 | | 0.0029 |
| 8/1/2024 | | 0.0032 |
| 2/13/2025 | | 0.0031 |
| 8/18/2025 | | 0.0032 (J) |

ND substitution: RL or RL/2 if <15% NDs.

# Mann-Whitney (Wilcoxon Rank Sum)

Constituent: Vanadium (mg/L) Analysis Run 3/31/2026 5:08 AM View: Mann-Whitney

Plant Wansley Client: Southern Company Data: Wansley Landfill

| | GWC-8 | GWC-8 |
|---|---|---|
| 9/7/2011 | <0.005 | |
| 10/30/2011 | <0.005 | |
| 12/5/2011 | <0.005 | |
| 1/19/2012 | <0.005 | |
| 7/18/2012 | <0.005 | |
| 1/7/2013 | <0.005 | |
| 7/9/2013 | <0.005 | |
| 1/14/2014 | <0.005 | |
| 6/24/2014 | 0.0014 (J) | |
| 1/20/2015 | 0.0013 (J) | |
| 7/27/2015 | <0.005 | |
| 1/26/2016 | <0.005 | |
| 7/26/2016 | <0.005 | |
| 1/26/2017 | 0.0038 | |
| 6/8/2017 | 0.004 (D) | |
| 8/7/2017 | <0.005 | |
| 1/24/2018 | <0.005 | |
| 6/21/2018 | 0.0015 (J) | |
| 1/22/2019 | 0.0015 | |
| 6/25/2019 | 0.0026 | |
| 9/10/2019 | 0.0014 | |
| 3/12/2020 | <0.005 | |
| 9/14/2020 | <0.005 | |
| 3/16/2021 | 0.0014 | |
| 8/20/2021 | 0.0012 | |
| 3/2/2022 | 0.0013 | |
| 8/11/2022 | <0.005 | |
| 2/15/2023 | 0.00096 (J) | |
| 8/9/2023 | 0.00063 (J) | |
| 2/21/2024 | | 0.00079 (J) |
| 7/30/2024 | | 0.00071 (J) |
| 2/13/2025 | | <0.005 |
| 8/13/2025 | | <0.005 |

ND substitution: RL or RL/2 if <15% NDs.

# Mann-Whitney (Wilcoxon Rank Sum)

Constituent: Vanadium (mg/L) Analysis Run 3/31/2026 5:08 AM View: Mann-Whitney

Plant Wansley Client: Southern Company Data: Wansley Landfill

| | GWC-9 | GWC-9 |
|---|---|---|
| 9/7/2011 | <0.005 | |
| 10/30/2011 | <0.005 | |
| 12/4/2011 | <0.005 | |
| 1/19/2012 | <0.005 | |
| 7/18/2012 | <0.005 | |
| 1/8/2013 | <0.005 | |
| 7/9/2013 | <0.005 | |
| 1/14/2014 | 0.0022 (J) | |
| 6/24/2014 | 0.0022 (J) | |
| 1/20/2015 | 0.0025 (J) | |
| 7/27/2015 | 0.0024 (J) | |
| 1/26/2016 | <0.005 | |
| 7/25/2016 | <0.005 | |
| 1/31/2017 | <0.005 | |
| 8/7/2017 | <0.005 | |
| 1/24/2018 | <0.005 | |
| 6/21/2018 | <0.005 | |
| 1/22/2019 | 0.0014 | |
| 6/25/2019 | 0.002 | |
| 9/16/2019 | 0.0014 | |
| 3/16/2020 | <0.005 | |
| 9/11/2020 | <0.005 | |
| 3/16/2021 | 0.0011 | |
| 8/25/2021 | <0.005 | |
| 3/9/2022 | <0.005 | |
| 8/16/2022 | 0.0015 | |
| 2/15/2023 | 0.0009 (J) | |
| 8/9/2023 | 0.00064 (J) | |
| 2/19/2024 | | 0.0007 (J) |
| 7/31/2024 | | 0.0012 (J) |
| 2/18/2025 | | 0.002 |
| 8/13/2025 | | <0.005 |

ND substitution: RL or RL/2 if <15% NDs.

# Mann-Whitney (Wilcoxon Rank Sum)

Constituent: Vanadium (mg/L) Analysis Run 3/31/2026 5:08 AM View: Mann-Whitney

Plant Wansley Client: Southern Company Data: Wansley Landfill

| | GWC-10 | GWC-10 |
|---|---|---|
| 1/25/2016 | <0.005 | |
| 7/27/2016 | 0.0055 | |
| 2/1/2017 | 0.0032 | |
| 6/9/2017 | <0.005 | |
| 8/8/2017 | <0.005 | |
| 1/25/2018 | 0.003 | |
| 6/21/2018 | 0.0018 (J) | |
| 1/31/2019 | 0.0015 | |
| 6/26/2019 | 0.0014 | |
| 9/17/2019 | <0.005 | |
| 3/17/2020 | <0.005 | |
| 9/10/2020 | <0.005 | |
| 3/18/2021 | <0.005 | |
| 8/20/2021 | <0.005 | |
| 3/8/2022 | <0.005 | |
| 8/16/2022 | 0.0012 | |
| 2/15/2023 | <0.005 | |
| 8/10/2023 | <0.005 | |
| 2/20/2024 | | <0.005 |
| 7/31/2024 | | <0.005 |
| 2/19/2025 | | 0.0027 |
| 8/19/2025 | | <0.005 |

ND substitution: RL or RL/2 if <15% NDs.

# Mann-Whitney (Wilcoxon Rank Sum)

Constituent: Vanadium (mg/L) Analysis Run 3/31/2026 5:08 AM View: Mann-Whitney

Plant Wansley Client: Southern Company Data: Wansley Landfill

| | GWC-11 | GWC-11 |
|---|---|---|
| 9/13/2011 | 0.0064 | |
| 10/28/2011 | <0.0025 | |
| 12/4/2011 | <0.0025 | |
| 2/9/2012 | <0.0025 | |
| 7/18/2012 | 0.0062 | |
| 1/8/2013 | <0.0025 | |
| 7/9/2013 | 0.0053 | |
| 1/15/2014 | 0.0064 | |
| 6/25/2014 | 0.0064 | |
| 1/21/2015 | 0.0059 | |
| 7/28/2015 | 0.0054 | |
| 1/26/2016 | 0.0019 (J) | |
| 7/25/2016 | <0.0025 | |
| 1/31/2017 | 0.0029 | |
| 8/7/2017 | 0.0024 (J) | |
| 1/24/2018 | <0.0025 | |
| 6/20/2018 | 0.003 | |
| 1/24/2019 | 0.0032 | |
| 6/26/2019 | 0.0035 | |
| 9/16/2019 | 0.0035 | |
| 3/16/2020 | 0.0027 | |
| 9/10/2020 | 0.0028 | |
| 3/17/2021 | 0.0029 | |
| 8/23/2021 | 0.0025 | |
| 3/7/2022 | 0.0025 | |
| 8/15/2022 | 0.0023 | |
| 2/21/2023 | 0.0023 | |
| 8/14/2023 | 0.0019 (J) | |
| 2/14/2024 | | 0.0026 |
| 8/6/2024 | | 0.0018 (J) |
| 2/18/2025 | | 0.0026 |
| 8/18/2025 | | 0.0026 (J) |

ND substitution: RL or RL/2 if <15% NDs.

# Mann-Whitney (Wilcoxon Rank Sum)

Constituent: Vanadium (mg/L) Analysis Run 3/31/2026 5:08 AM View: Mann-Whitney

Plant Wansley Client: Southern Company Data: Wansley Landfill

| | GWC-12 | GWC-12 |
|---|---|---|
| 9/13/2011 | <0.005 | |
| 10/28/2011 | <0.005 | |
| 12/4/2011 | <0.005 | |
| 1/24/2012 | <0.005 | |
| 7/11/2012 | <0.005 | |
| 1/8/2013 | <0.005 | |
| 7/10/2013 | <0.005 | |
| 1/21/2014 | <0.005 | |
| 7/1/2014 | <0.005 | |
| 1/21/2015 | <0.005 | |
| 7/28/2015 | <0.005 | |
| 1/26/2016 | <0.005 | |
| 7/22/2016 | <0.005 | |
| 1/31/2017 | <0.005 | |
| 8/7/2017 | <0.005 | |
| 1/24/2018 | <0.005 | |
| 6/26/2018 | <0.005 | |
| 1/25/2019 | <0.005 | |
| 6/26/2019 | 0.0013 | |
| 9/11/2019 | 0.0011 | |
| 3/18/2020 | <0.005 | |
| 9/10/2020 | <0.005 | |
| 3/16/2021 | <0.005 | |
| 8/19/2021 | <0.005 | |
| 3/7/2022 | <0.005 | |
| 8/16/2022 | <0.005 | |
| 2/15/2023 | <0.005 | |
| 8/14/2023 | <0.005 | |
| 2/20/2024 | | 0.00063 (J) |
| 8/6/2024 | | <0.005 |
| 2/17/2025 | | 0.00082 (J) |
| 8/18/2025 | | <0.005 |

ND substitution: RL or RL/2 if <15% NDs.

# Mann-Whitney (Wilcoxon Rank Sum)

Constituent: Vanadium (mg/L) Analysis Run 3/31/2026 5:08 AM View: Mann-Whitney

Plant Wansley Client: Southern Company Data: Wansley Landfill

| | GWC-13 | GWC-13 |
|---|---|---|
| 9/13/2011 | <0.005 | |
| 10/28/2011 | <0.005 | |
| 12/4/2011 | <0.005 | |
| 1/24/2012 | <0.005 | |
| 7/11/2012 | <0.005 | |
| 1/8/2013 | <0.005 | |
| 7/10/2013 | <0.005 | |
| 1/21/2014 | <0.005 | |
| 7/1/2014 | <0.005 | |
| 1/21/2015 | <0.005 | |
| 7/28/2015 | <0.005 | |
| 1/27/2016 | <0.005 | |
| 7/26/2016 | <0.005 | |
| 1/31/2017 | 0.0015 (J) | |
| 8/4/2017 | <0.005 | |
| 1/25/2018 | <0.005 | |
| 6/20/2018 | <0.005 | |
| 1/22/2019 | 0.0015 | |
| 6/25/2019 | 0.0021 | |
| 9/12/2019 | 0.0015 | |
| 3/12/2020 | <0.005 | |
| 9/10/2020 | <0.005 | |
| 3/17/2021 | <0.005 | |
| 8/23/2021 | <0.005 | |
| 3/8/2022 | <0.005 | |
| 8/15/2022 | <0.005 | |
| 2/21/2023 | <0.005 | |
| 8/16/2023 | <0.005 | |
| 2/19/2024 | | 0.00069 (J) |
| 8/5/2024 | | <0.005 |
| 2/18/2025 | | 0.0023 |
| 8/19/2025 | | <0.005 |

ND substitution: RL or RL/2 if <15% NDs.

# Mann-Whitney (Wilcoxon Rank Sum)

Constituent: Vanadium (mg/L) Analysis Run 3/31/2026 5:08 AM View: Mann-Whitney

Plant Wansley Client: Southern Company Data: Wansley Landfill

| | GWC-14 | GWC-14 |
|---|---|---|
| 9/13/2011 | <0.005 | |
| 10/27/2011 | <0.005 | |
| 12/3/2011 | <0.005 | |
| 1/24/2012 | <0.005 | |
| 7/11/2012 | <0.005 | |
| 1/8/2013 | <0.005 | |
| 7/10/2013 | <0.005 | |
| 1/21/2014 | <0.005 | |
| 7/1/2014 | <0.005 | |
| 1/14/2015 | <0.005 | |
| 7/22/2015 | <0.005 | |
| 1/27/2016 | <0.005 | |
| 7/26/2016 | <0.005 | |
| 2/1/2017 | 0.002 (J) | |
| 6/8/2017 | <0.005 | |
| 8/7/2017 | <0.005 | |
| 1/25/2018 | <0.005 | |
| 6/20/2018 | 0.0016 (J) | |
| 1/22/2019 | <0.005 | |
| 6/25/2019 | 0.0014 | |
| 9/12/2019 | 0.0012 | |
| 3/17/2020 | <0.005 | |
| 9/10/2020 | <0.005 | |
| 3/17/2021 | <0.005 | |
| 8/23/2021 | <0.005 | |
| 3/7/2022 | <0.005 | |
| 8/16/2022 | <0.005 | |
| 2/17/2023 | <0.005 | |
| 8/14/2023 | <0.005 | |
| 2/19/2024 | | <0.005 |
| 8/6/2024 | | <0.005 |
| 2/17/2025 | | <0.005 |
| 8/19/2025 | | <0.005 |

ND substitution: RL or RL/2 if <15% NDs.

# Mann-Whitney (Wilcoxon Rank Sum)

Constituent: Vanadium (mg/L) Analysis Run 3/31/2026 5:08 AM View: Mann-Whitney

Plant Wansley Client: Southern Company Data: Wansley Landfill

| | GWC-15 | GWC-15 |
|---|---|---|
| 9/16/2011 | <0.005 | |
| 10/27/2011 | <0.005 | |
| 12/3/2011 | <0.005 | |
| 2/9/2012 | <0.005 | |
| 7/11/2012 | <0.005 | |
| 1/8/2013 | <0.005 | |
| 7/2/2013 | <0.005 | |
| 1/21/2014 | <0.005 | |
| 6/24/2014 | <0.005 | |
| 1/14/2015 | <0.005 | |
| 7/22/2015 | <0.005 | |
| 1/27/2016 | <0.005 | |
| 7/26/2016 | 0.002 (J) | |
| 2/1/2017 | 0.0016 (J) | |
| 6/8/2017 | 0.0023 (JD) | |
| 8/4/2017 | <0.005 | |
| 1/25/2018 | 0.003 | |
| 6/20/2018 | <0.005 | |
| 1/22/2019 | 0.0012 | |
| 6/25/2019 | 0.0019 | |
| 9/17/2019 | 0.0013 | |
| 3/16/2020 | <0.005 | |
| 9/10/2020 | <0.005 | |
| 3/18/2021 | <0.005 | |
| 8/24/2021 | 0.0012 | |
| 3/7/2022 | <0.005 | |
| 8/16/2022 | <0.005 | |
| 2/21/2023 | <0.005 | |
| 8/14/2023 | <0.005 | |
| 2/21/2024 | | <0.005 |
| 8/6/2024 | | <0.005 |
| 2/18/2025 | | 0.0026 |
| 8/18/2025 | | <0.005 |

ND substitution: RL or RL/2 if <15% NDs.

# Mann-Whitney (Wilcoxon Rank Sum)

Constituent: Vanadium (mg/L) Analysis Run 3/31/2026 5:08 AM View: Mann-Whitney

Plant Wansley Client: Southern Company Data: Wansley Landfill

| | GWC-16 | GWC-16 |
|---|---|---|
| 8/30/2011 | 0.0028 | |
| 10/26/2011 | <0.005 | |
| 12/3/2011 | <0.005 | |
| 1/25/2012 | <0.005 | |
| 7/11/2012 | <0.005 | |
| 1/8/2013 | <0.005 | |
| 7/2/2013 | <0.005 | |
| 1/14/2014 | 0.0036 (J) | |
| 6/25/2014 | 0.0033 (J) | |
| 1/13/2015 | 0.0037 (J) | |
| 7/22/2015 | 0.0031 (J) | |
| 1/27/2016 | 0.0035 (J) | |
| 7/27/2016 | 0.0038 | |
| 2/1/2017 | 0.0067 | |
| 6/8/2017 | 0.0036 (D) | |
| 8/7/2017 | 0.005 | |
| 1/25/2018 | 0.0058 | |
| 6/20/2018 | 0.0039 | |
| 1/25/2019 | 0.0052 | |
| 6/25/2019 | 0.0056 | |
| 9/11/2019 | 0.0048 | |
| 3/17/2020 | 0.0044 | |
| 9/11/2020 | 0.0039 | |
| 3/17/2021 | 0.004 | |
| 8/20/2021 | 0.0047 | |
| 3/8/2022 | 0.0039 | |
| 8/16/2022 | 0.0043 | |
| 2/20/2023 | 0.004 | |
| 8/14/2023 | 0.0044 | |
| 2/21/2024 | | 0.0038 |
| 8/5/2024 | | 0.0031 |
| 2/11/2025 | | 0.0059 |
| 8/15/2025 | | 0.0042 (J) |

ND substitution: RL or RL/2 if <15% NDs.

# Mann-Whitney (Wilcoxon Rank Sum)

Constituent: Vanadium (mg/L) Analysis Run 3/31/2026 5:08 AM View: Mann-Whitney

Plant Wansley Client: Southern Company Data: Wansley Landfill

| | GWC-17 | GWC-17 |
|---|---|---|
| 8/30/2011 | <0.002 | |
| 10/26/2011 | <0.002 | |
| 10/27/2011 | <0.002 | |
| 12/3/2011 | <0.002 | |
| 1/25/2012 | <0.002 | |
| 7/11/2012 | <0.002 | |
| 1/8/2013 | <0.002 | |
| 7/16/2013 | <0.002 | |
| 1/14/2014 | 0.0019 (J) | |
| 6/25/2014 | 0.001 (J) | |
| 1/14/2015 | 0.0014 (J) | |
| 7/28/2015 | 0.0027 (J) | |
| 1/27/2016 | 0.0018 (J) | |
| 7/27/2016 | 0.0035 | |
| 2/1/2017 | 0.0044 | |
| 6/8/2017 | 0.00315 (D) | |
| 8/7/2017 | <0.002 | |
| 1/25/2018 | 0.0042 | |
| 6/26/2018 | 0.0023 (J) | |
| 1/24/2019 | 0.0027 | |
| 6/25/2019 | 0.005 | |
| 9/11/2019 | 0.0023 | |
| 3/17/2020 | 0.0024 | |
| 9/14/2020 | 0.0017 | |
| 3/16/2021 | 0.0023 | |
| 8/20/2021 | 0.0032 | |
| 3/8/2022 | 0.0019 | |
| 5/4/2022 | 0.0031 | |
| 8/11/2022 | 0.002 | |
| 2/20/2023 | 0.0021 | |
| 8/10/2023 | 0.0024 | |
| 2/20/2024 | | <0.002 |
| 8/7/2024 | | 0.0021 |
| 2/13/2025 | | 0.0015 (J) |
| 8/13/2025 | | 0.002 (J) |

ND substitution: RL or RL/2 if <15% NDs.

# Mann-Whitney (Wilcoxon Rank Sum)

Constituent: Vanadium (mg/L) Analysis Run 3/31/2026 5:08 AM View: Mann-Whitney

Plant Wansley Client: Southern Company Data: Wansley Landfill

| | GWC-18 | GWC-18 |
|---|---|---|
| 8/30/2011 | <0.005 | |
| 10/26/2011 | <0.005 | |
| 12/3/2011 | <0.005 | |
| 2/9/2012 | <0.005 | |
| 7/11/2012 | <0.005 | |
| 1/8/2013 | <0.005 | |
| 7/16/2013 | <0.005 | |
| 1/14/2014 | 0.0022 (J) | |
| 6/24/2014 | <0.005 | |
| 1/13/2015 | 0.00084 (J) | |
| 7/23/2015 | <0.005 | |
| 1/27/2016 | 0.00096 (J) | |
| 7/25/2016 | <0.005 | |
| 2/1/2017 | 0.0036 | |
| 6/8/2017 | 0.0017 (JD) | |
| 8/7/2017 | <0.005 | |
| 1/25/2018 | <0.005 | |
| 6/21/2018 | <0.005 | |
| 1/28/2019 | 0.0015 | |
| 6/27/2019 | 0.0031 | |
| 9/11/2019 | 0.0017 | |
| 3/17/2020 | 0.0015 | |
| 9/14/2020 | 0.0018 | |
| 3/16/2021 | 0.0017 | |
| 8/24/2021 | 0.0019 | |
| 3/8/2022 | 0.0014 | |
| 8/11/2022 | 0.0011 | |
| 2/20/2023 | 0.0011 (J) | |
| 8/9/2023 | 0.0015 (J) | |
| 2/21/2024 | | 0.00092 (J) |
| 8/7/2024 | | 0.00069 (J) |
| 2/13/2025 | | 0.00098 (J) |
| 8/13/2025 | | <0.005 |

ND substitution: RL or RL/2 if <15% NDs.

# Mann-Whitney (Wilcoxon Rank Sum)

Constituent: Vanadium (mg/L) Analysis Run 3/31/2026 5:08 AM View: Mann-Whitney

Plant Wansley Client: Southern Company Data: Wansley Landfill

| | GWC-19 | GWC-19 |
|---|---|---|
| 8/30/2011 | <0.005 | |
| 10/26/2011 | <0.005 | |
| 12/3/2011 | <0.005 | |
| 2/8/2012 | <0.005 | |
| 7/11/2012 | <0.005 | |
| 1/8/2013 | <0.005 | |
| 7/16/2013 | <0.005 | |
| 1/21/2014 | <0.005 | |
| 6/24/2014 | <0.005 | |
| 1/13/2015 | <0.005 | |
| 7/23/2015 | 0.0016 (J) | |
| 1/27/2016 | <0.005 | |
| 7/25/2016 | 0.0015 (J) | |
| 2/2/2017 | 0.0015 (J) | |
| 8/7/2017 | 0.0016 (J) | |
| 1/25/2018 | 0.0021 (J) | |
| 6/21/2018 | <0.005 | |
| 1/28/2019 | <0.005 | |
| 6/26/2019 | 0.0023 | |
| 9/12/2019 | 0.0015 | |
| 3/18/2020 | 0.0011 | |
| 9/15/2020 | 0.0012 | |
| 3/17/2021 | 0.001 | |
| 8/24/2021 | 0.0016 | |
| 3/8/2022 | 0.0011 | |
| 5/4/2022 | <0.005 | |
| 8/11/2022 | <0.005 | |
| 2/21/2023 | <0.005 | |
| 8/9/2023 | <0.005 | |
| 2/21/2024 | | <0.005 |
| 8/6/2024 | | <0.005 |
| 2/14/2025 | | <0.005 |
| 8/13/2025 | | <0.005 |

ND substitution: RL or RL/2 if <15% NDs.

# Mann-Whitney (Wilcoxon Rank Sum)

Constituent: Vanadium (mg/L) Analysis Run 3/31/2026 5:08 AM View: Mann-Whitney

Plant Wansley Client: Southern Company Data: Wansley Landfill

| | GWC-20 | GWC-20 |
|---|---|---|
| 8/31/2011 | 0.0035 | |
| 10/27/2011 | <0.002 | |
| 12/4/2011 | <0.002 | |
| 2/8/2012 | <0.002 | |
| 7/11/2012 | <0.002 | |
| 1/8/2013 | <0.002 | |
| 7/16/2013 | <0.002 | |
| 1/21/2014 | <0.002 | |
| 6/24/2014 | 0.00089 (J) | |
| 1/13/2015 | 0.0013 (J) | |
| 7/23/2015 | 0.0027 (J) | |
| 1/27/2016 | 0.0012 (J) | |
| 7/25/2016 | 0.0018 (J) | |
| 2/2/2017 | 0.0031 | |
| 8/7/2017 | 0.0041 | |
| 1/26/2018 | 0.0044 | |
| 6/21/2018 | 0.0017 (J) | |
| 1/28/2019 | 0.0019 | |
| 6/25/2019 | 0.0038 | |
| 9/11/2019 | 0.0027 | |
| 3/18/2020 | 0.0016 | |
| 9/15/2020 | 0.0021 | |
| 3/16/2021 | 0.0019 | |
| 8/24/2021 | 0.0018 | |
| 3/7/2022 | 0.0017 | |
| 8/16/2022 | 0.0026 | |
| 2/22/2023 | 0.0014 (J) | |
| 8/9/2023 | 0.0015 (J) | |
| 2/20/2024 | | 0.0013 (J) |
| 8/2/2024 | | 0.0019 (J) |
| 2/14/2025 | | <0.002 |
| 8/12/2025 | | 0.0021 (J) |

ND substitution: RL or RL/2 if <15% NDs.

# Mann-Whitney (Wilcoxon Rank Sum)

Constituent: Vanadium (mg/L) Analysis Run 3/31/2026 5:08 AM View: Mann-Whitney

Plant Wansley Client: Southern Company Data: Wansley Landfill

| | GWC-21 | GWC-21 |
|---|---|---|
| 8/31/2011 | <0.002 | |
| 10/27/2011 | <0.002 | |
| 12/4/2011 | <0.002 | |
| 2/8/2012 | <0.002 | |
| 7/17/2012 | <0.002 | |
| 1/9/2013 | <0.002 | |
| 7/16/2013 | <0.002 | |
| 1/21/2014 | <0.002 | |
| 6/24/2014 | <0.002 | |
| 1/13/2015 | <0.002 | |
| 7/23/2015 | <0.002 | |
| 1/26/2016 | <0.002 | |
| 7/26/2016 | <0.002 | |
| 2/2/2017 | 0.0028 | |
| 8/7/2017 | 0.0014 (J) | |
| 1/26/2018 | <0.002 | |
| 6/20/2018 | <0.002 | |
| 1/24/2019 | <0.002 | |
| 6/25/2019 | 0.0021 | |
| 9/11/2019 | <0.002 | |
| 3/18/2020 | <0.002 | |
| 9/15/2020 | <0.002 | |
| 3/16/2021 | <0.002 | |
| 8/19/2021 | <0.002 | |
| 3/7/2022 | <0.002 | |
| 8/16/2022 | <0.002 | |
| 2/21/2023 | <0.002 | |
| 8/9/2023 | <0.002 | |
| 2/19/2024 | | <0.002 |
| 7/30/2024 | | <0.002 |
| 2/11/2025 | | <0.002 |
| 8/12/2025 | | 0.0013 (J) |

ND substitution: RL or RL/2 if <15% NDs.

# Mann-Whitney (Wilcoxon Rank Sum)

Constituent: Vanadium (mg/L) Analysis Run 3/31/2026 5:08 AM View: Mann-Whitney

Plant Wansley Client: Southern Company Data: Wansley Landfill

| | GWC-22 | GWC-22 |
|---|---|---|
| 9/15/2011 | 0.005 | |
| 10/29/2011 | <0.01 | |
| 12/13/2011 | <0.01 | |
| 1/25/2012 | <0.01 | |
| 7/18/2012 | 0.0074 | |
| 1/22/2013 | 0.0071 | |
| 7/16/2013 | 0.0075 | |
| 1/21/2014 | 0.0061 | |
| 6/25/2014 | 0.007 | |
| 1/14/2015 | 0.0063 | |
| 7/23/2015 | 0.0066 | |
| 1/26/2016 | 0.0058 | |
| 7/26/2016 | 0.0056 | |
| 2/3/2017 | 0.0082 | |
| 8/8/2017 | 0.0058 | |
| 1/25/2018 | 0.0063 | |
| 6/20/2018 | 0.006 | |
| 1/24/2019 | 0.0065 | |
| 6/25/2019 | 0.0092 | |
| 9/10/2019 | 0.0082 | |
| 3/18/2020 | 0.0069 | |
| 9/10/2020 | 0.0061 | |
| 3/15/2021 | 0.0068 | |
| 8/19/2021 | 0.0063 | |
| 3/8/2022 | 0.009 | |
| 5/4/2022 | 0.0082 | |
| 8/17/2022 | 0.0067 | |
| 2/14/2023 | 0.005 | |
| 8/14/2023 | 0.0061 | |
| 2/14/2024 | | 0.0067 |
| 8/6/2024 | | 0.0059 |
| 2/11/2025 | | 0.0065 |
| 8/12/2025 | | 0.0063 |

ND substitution: RL or RL/2 if <15% NDs.

# Mann-Whitney (Wilcoxon Rank Sum)

Constituent: Vanadium (mg/L) Analysis Run 3/31/2026 5:08 AM View: Mann-Whitney

Plant Wansley Client: Southern Company Data: Wansley Landfill

| | GWC-23 | GWC-23 |
|---|---|---|
| 9/16/2011 | <0.005 | |
| 10/29/2011 | <0.005 | |
| 12/13/2011 | <0.005 | |
| 1/31/2012 | <0.005 | |
| 7/18/2012 | <0.005 | |
| 1/22/2013 | <0.005 | |
| 7/23/2013 | <0.005 | |
| 1/22/2014 | <0.005 | |
| 7/1/2014 | <0.005 | |
| 1/22/2015 | <0.005 | |
| 7/29/2015 | 0.0011 (J) | |
| 1/21/2016 | <0.005 | |
| 7/27/2016 | <0.005 | |
| 2/3/2017 | 0.0016 (J) | |
| 8/8/2017 | <0.005 | |
| 1/25/2018 | 0.0014 (J) | |
| 6/20/2018 | <0.005 | |
| 1/25/2019 | 0.0012 | |
| 6/26/2019 | 0.0019 | |
| 9/12/2019 | 0.001 | |
| 3/18/2020 | <0.005 | |
| 9/10/2020 | <0.005 | |
| 3/18/2021 | 0.001 | |
| 8/23/2021 | <0.005 | |
| 3/9/2022 | 0.00093 (J) | |
| 8/16/2022 | <0.005 | |
| 2/21/2023 | <0.005 | |
| 8/15/2023 | <0.005 | |
| 2/19/2024 | | 0.00072 (J) |
| 7/30/2024 | | <0.005 |
| 2/11/2025 | | <0.005 |
| 8/12/2025 | | <0.005 |

ND substitution: RL or RL/2 if <15% NDs.

# Mann-Whitney (Wilcoxon Rank Sum)

Constituent: Vanadium (mg/L) Analysis Run 3/31/2026 5:08 AM View: Mann-Whitney

Plant Wansley Client: Southern Company Data: Wansley Landfill

| | GWC-24 | GWC-24 |
|---|---|---|
| 7/8/2014 | <0.005 | |
| 7/31/2015 | <0.005 | |
| 1/20/2016 | <0.005 | |
| 7/27/2016 | <0.005 | |
| 2/3/2017 | 0.0015 (J) | |
| 8/8/2017 | <0.005 | |
| 1/25/2018 | <0.005 | |
| 6/27/2018 | <0.005 | |
| 1/31/2019 | 0.0015 | |
| 6/26/2019 | 0.0014 | |
| 9/11/2019 | <0.005 | |
| 3/12/2020 | <0.005 | |
| 9/15/2020 | <0.005 | |
| 3/18/2021 | <0.005 | |
| 8/19/2021 | <0.005 | |
| 3/10/2022 | <0.005 | |
| 8/18/2022 | 0.00094 (J) | |
| 2/16/2023 | <0.005 | |
| 8/16/2023 | <0.005 | |
| 2/22/2024 | | <0.005 |
| 8/6/2024 | | <0.005 |
| 2/14/2025 | | <0.005 |
| 8/14/2025 | | <0.005 |

ND substitution: RL or RL/2 if <15% NDs.

# Mann-Whitney (Wilcoxon Rank Sum)

Constituent: Vanadium (mg/L) Analysis Run 3/31/2026 5:08 AM View: Mann-Whitney

Plant Wansley Client: Southern Company Data: Wansley Landfill

| | GWC-25 | GWC-25 |
|---|---|---|
| 9/17/2011 | 0.0074 (O) | |
| 10/31/2011 | <0.005 | |
| 12/14/2011 | <0.005 | |
| 2/7/2012 | <0.005 | |
| 7/17/2012 | <0.005 | |
| 7/24/2013 | <0.005 | |
| 1/23/2014 | 0.00082 (J) | |
| 7/8/2014 | <0.005 | |
| 1/21/2015 | 0.0013 (J) | |
| 7/30/2015 | 0.0018 (J) | |
| 1/21/2016 | 0.0017 (J) | |
| 7/27/2016 | <0.005 | |
| 1/24/2017 | 0.0077 (O) | |
| 8/3/2017 | <0.005 | |
| 1/25/2018 | <0.005 | |
| 6/27/2018 | <0.005 | |
| 1/24/2019 | 0.0018 | |
| 6/25/2019 | 0.0019 | |
| 9/11/2019 | 0.0013 | |
| 3/12/2020 | 0.0011 | |
| 9/14/2020 | <0.005 | |
| 3/17/2021 | <0.005 | |
| 8/19/2021 | <0.005 | |
| 3/8/2022 | <0.005 | |
| 8/10/2022 | <0.005 | |
| 2/21/2023 | <0.005 | |
| 8/15/2023 | <0.005 | |
| 2/21/2024 | | <0.005 |
| 8/1/2024 | | <0.005 |
| 2/14/2025 | | <0.005 |
| 8/13/2025 | | <0.005 |

ND substitution: RL or RL/2 if <15% NDs.

# Mann-Whitney (Wilcoxon Rank Sum)

Constituent: Vanadium (mg/L) Analysis Run 3/31/2026 5:08 AM View: Mann-Whitney

Plant Wansley Client: Southern Company Data: Wansley Landfill

| | GWC-26 | GWC-26 |
|---|---|---|
| 9/17/2011 | <0.005 | |
| 10/29/2011 | <0.005 | |
| 12/14/2011 | <0.005 | |
| 2/7/2012 | <0.005 | |
| 7/17/2012 | <0.005 | |
| 1/24/2013 | <0.005 | |
| 7/24/2013 | <0.005 | |
| 1/23/2014 | <0.005 | |
| 7/8/2014 | <0.005 | |
| 1/21/2015 | <0.005 | |
| 7/31/2015 | <0.005 | |
| 1/25/2016 | <0.005 | |
| 7/26/2016 | <0.005 | |
| 1/19/2017 | <0.005 | |
| 8/3/2017 | <0.005 | |
| 1/22/2018 | <0.005 | |
| 6/27/2018 | <0.005 | |
| 1/24/2019 | 0.0013 | |
| 6/25/2019 | 0.0024 | |
| 9/12/2019 | 0.0014 | |
| 3/13/2020 | <0.005 | |
| 9/15/2020 | <0.005 | |
| 3/17/2021 | <0.005 | |
| 8/19/2021 | <0.005 | |
| 3/9/2022 | <0.005 | |
| 8/10/2022 | <0.005 | |
| 2/21/2023 | <0.005 | |
| 8/16/2023 | <0.005 | |
| 2/20/2024 | | <0.005 |
| 8/2/2024 | | <0.005 |
| 2/13/2025 | | <0.005 |
| 8/13/2025 | | <0.005 |

ND substitution: RL or RL/2 if <15% NDs.

# Mann-Whitney (Wilcoxon Rank Sum)

Constituent: Vanadium (mg/L) Analysis Run 3/31/2026 5:08 AM View: Mann-Whitney

Plant Wansley Client: Southern Company Data: Wansley Landfill

| | GWC-27 | GWC-27 |
|---|---|---|
| 9/17/2011 | <0.005 | |
| 10/29/2011 | <0.005 | |
| 12/14/2011 | <0.005 | |
| 1/25/2012 | <0.005 | |
| 7/17/2012 | <0.005 | |
| 1/24/2013 | <0.005 | |
| 7/24/2013 | <0.005 | |
| 1/23/2014 | <0.005 | |
| 7/8/2014 | <0.005 | |
| 1/21/2015 | <0.005 | |
| 7/30/2015 | <0.005 | |
| 1/22/2016 | <0.005 | |
| 7/26/2016 | <0.005 | |
| 1/20/2017 | <0.005 | |
| 8/3/2017 | <0.005 | |
| 1/19/2018 | <0.005 | |
| 6/27/2018 | <0.005 | |
| 1/24/2019 | <0.005 | |
| 6/26/2019 | 0.0011 | |
| 9/12/2019 | <0.005 | |
| 3/12/2020 | <0.005 | |
| 9/9/2020 | <0.005 | |
| 3/18/2021 | <0.005 | |
| 8/23/2021 | <0.005 | |
| 3/8/2022 | 0.00085 (J) | |
| 8/10/2022 | <0.005 | |
| 2/20/2023 | <0.005 | |
| 8/15/2023 | <0.005 | |
| 2/20/2024 | | <0.005 |
| 7/30/2024 | | <0.005 |
| 2/11/2025 | | <0.005 |
| 8/13/2025 | | <0.005 |

ND substitution: RL or RL/2 if <15% NDs.

# Mann-Whitney (Wilcoxon Rank Sum)

Constituent: Vanadium (mg/L) Analysis Run 3/31/2026 5:08 AM View: Mann-Whitney

Plant Wansley Client: Southern Company Data: Wansley Landfill

| | GWC-30 | GWC-30 |
|---|---|---|
| 9/15/2011 | <0.005 | |
| 10/28/2011 | <0.005 | |
| 12/13/2011 | <0.005 | |
| 2/8/2012 | <0.005 | |
| 7/18/2012 | <0.005 | |
| 1/24/2013 | <0.005 | |
| 7/24/2013 | <0.005 | |
| 1/23/2014 | <0.005 | |
| 7/1/2014 | <0.005 | |
| 1/20/2015 | <0.005 | |
| 7/30/2015 | <0.005 | |
| 1/19/2016 | 0.001 (J) | |
| 7/21/2016 | <0.005 | |
| 1/24/2017 | 0.0059 (O) | |
| 6/7/2017 | 0.00235 (JD) | |
| 8/4/2017 | 0.0018 (J) | |
| 1/24/2018 | <0.005 | |
| 6/21/2018 | 0.0031 | |
| 1/30/2019 | 0.0021 | |
| 6/27/2019 | 0.0029 | |
| 9/10/2019 | 0.0018 | |
| 3/11/2020 | 0.00099 (J) | |
| 9/10/2020 | 0.0012 | |
| 3/18/2021 | 0.0014 | |
| 8/23/2021 | 0.0015 | |
| 3/2/2022 | 0.0013 | |
| 8/10/2022 | <0.005 | |
| 2/14/2023 | 0.00085 (J) | |
| 8/16/2023 | 0.00074 (J) | |
| 2/21/2024 | | 0.0011 (J) |
| 8/5/2024 | | <0.005 |
| 2/13/2025 | | 0.00084 (J) |
| 8/14/2025 | | <0.005 |

ND substitution: RL or RL/2 if <15% NDs.

# Mann-Whitney (Wilcoxon Rank Sum)

Constituent: Vanadium (mg/L) Analysis Run 3/31/2026 5:08 AM View: Mann-Whitney

Plant Wansley Client: Southern Company Data: Wansley Landfill

| | GWC-31 | GWC-31 |
|---|---|---|
| 9/17/2011 | <0.005 | |
| 10/31/2011 | <0.005 | |
| 2/7/2012 | <0.005 | |
| 1/23/2013 | <0.005 | |
| 1/23/2014 | 0.00068 (J) | |
| 7/1/2014 | <0.005 | |
| 1/21/2015 | <0.005 | |
| 1/25/2016 | <0.005 | |
| 7/27/2016 | <0.005 | |
| 1/25/2017 | 0.0043 | |
| 6/8/2017 | 0.00195 (JD) | |
| 8/4/2017 | <0.005 | |
| 1/23/2018 | 0.0023 (J) | |
| 6/27/2018 | <0.005 | |
| 1/31/2019 | 0.0014 | |
| 6/26/2019 | 0.0015 | |
| 9/11/2019 | 0.0025 | |
| 3/17/2020 | <0.005 | |
| 9/11/2020 | <0.005 | |
| 3/16/2021 | <0.005 | |
| 8/25/2021 | 0.001 | |
| 3/10/2022 | 0.0012 | |
| 5/4/2022 | 0.00084 (J) | |
| 8/16/2022 | 0.0014 | |
| 2/22/2023 | <0.005 | |
| 8/16/2023 | 0.0015 (J) | |
| 2/21/2024 | | 0.00064 (J) |
| 8/2/2024 | | <0.005 |
| 2/18/2025 | | 0.0014 (J) |
| 8/15/2025 | | <0.005 |

ND substitution: RL or RL/2 if <15% NDs.

# Mann-Whitney (Wilcoxon Rank Sum)

Constituent: Vanadium (mg/L) Analysis Run 3/31/2026 5:08 AM View: Mann-Whitney

Plant Wansley Client: Southern Company Data: Wansley Landfill

| | GWC-32 | GWC-32 |
|---|---|---|
| 9/15/2011 | <0.005 | |
| 10/31/2011 | <0.005 | |
| 12/13/2011 | <0.005 | |
| 2/1/2012 | <0.005 | |
| 7/17/2012 | <0.005 | |
| 1/23/2013 | <0.005 | |
| 7/24/2013 | <0.005 | |
| 1/23/2014 | <0.005 | |
| 7/1/2014 | <0.005 | |
| 1/20/2015 | <0.005 | |
| 7/30/2015 | <0.005 | |
| 1/25/2016 | <0.005 | |
| 7/22/2016 | <0.005 | |
| 1/26/2017 | 0.0016 (J) | |
| 6/8/2017 | <0.005 (D) | |
| 8/3/2017 | <0.005 | |
| 1/23/2018 | 0.003 | |
| 6/26/2018 | <0.005 | |
| 1/30/2019 | 0.0012 | |
| 6/27/2019 | 0.0021 | |
| 9/12/2019 | 0.0012 | |
| 3/18/2020 | <0.005 | |
| 9/15/2020 | <0.005 | |
| 3/17/2021 | 0.0011 | |
| 8/24/2021 | 0.0011 | |
| 3/9/2022 | <0.005 | |
| 8/10/2022 | <0.005 | |
| 2/15/2023 | <0.005 | |
| 8/15/2023 | <0.005 | |
| 2/20/2024 | | <0.005 |
| 8/6/2024 | | <0.005 |
| 2/19/2025 | | 0.0037 |
| 8/14/2025 | | <0.005 |

ND substitution: RL or RL/2 if <15% NDs.

# Mann-Whitney (Wilcoxon Rank Sum)

Constituent: Vanadium (mg/L) Analysis Run 3/31/2026 5:08 AM View: Mann-Whitney

Plant Wansley Client: Southern Company Data: Wansley Landfill

| | GWC-33 | GWC-33 |
|---|---|---|
| 9/16/2011 | <0.005 | |
| 10/30/2011 | <0.005 | |
| 12/12/2011 | <0.005 | |
| 12/13/2011 | <0.005 | |
| 2/1/2012 | <0.005 | |
| 7/17/2012 | <0.005 | |
| 1/23/2013 | <0.005 | |
| 7/17/2013 | <0.005 | |
| 1/23/2014 | <0.005 | |
| 1/20/2015 | <0.005 | |
| 7/29/2015 | <0.005 | |
| 1/25/2016 | <0.005 | |
| 7/22/2016 | <0.005 | |
| 1/25/2017 | 0.0052 | |
| 6/9/2017 | <0.005 | |
| 8/4/2017 | <0.005 | |
| 1/23/2018 | 0.003 | |
| 6/26/2018 | <0.005 | |
| 1/30/2019 | 0.0014 | |
| 6/26/2019 | 0.0017 | |
| 9/12/2019 | 0.0014 | |
| 3/12/2020 | <0.005 | |
| 9/16/2020 | <0.005 | |
| 3/18/2021 | <0.005 | |
| 8/24/2021 | <0.005 | |
| 3/9/2022 | <0.005 | |
| 8/15/2022 | <0.005 | |
| 2/20/2023 | <0.005 | |
| 8/15/2023 | <0.005 | |
| 2/20/2024 | | <0.005 |
| 7/31/2024 | | <0.005 |
| 2/19/2025 | | 0.0031 |
| 8/19/2025 | | <0.005 |

ND substitution: RL or RL/2 if <15% NDs.

# Mann-Whitney (Wilcoxon Rank Sum)

Constituent: Vanadium (mg/L) Analysis Run 3/31/2026 5:08 AM View: Mann-Whitney

Plant Wansley Client: Southern Company Data: Wansley Landfill

| | GWC-34 | GWC-34 |
|---|---|---|
| 9/16/2011 | <0.005 | |
| 10/31/2011 | <0.005 | |
| 12/12/2011 | <0.005 | |
| 2/1/2012 | <0.005 | |
| 7/16/2012 | <0.005 | |
| 1/22/2013 | <0.005 | |
| 7/17/2013 | <0.005 | |
| 1/23/2014 | <0.005 | |
| 6/25/2014 | <0.005 | |
| 1/14/2015 | <0.005 | |
| 7/29/2015 | <0.005 | |
| 1/21/2016 | <0.005 | |
| 7/21/2016 | 0.0041 | |
| 1/25/2017 | 0.0055 | |
| 6/8/2017 | 0.00195 (JD) | |
| 8/3/2017 | <0.005 | |
| 1/23/2018 | <0.005 | |
| 6/20/2018 | <0.005 | |
| 1/28/2019 | <0.005 | |
| 6/26/2019 | 0.002 | |
| 9/11/2019 | <0.005 | |
| 3/11/2020 | <0.005 | |
| 9/11/2020 | <0.005 | |
| 3/16/2021 | <0.005 | |
| 8/24/2021 | <0.005 | |
| 3/2/2022 | <0.005 | |
| 8/10/2022 | <0.005 | |
| 2/20/2023 | <0.005 | |
| 8/16/2023 | <0.005 | |
| 2/22/2024 | | <0.005 |
| 8/5/2024 | | <0.005 |
| 2/13/2025 | | <0.005 |
| 8/14/2025 | | <0.005 |

ND substitution: RL or RL/2 if <15% NDs.

# Mann-Whitney (Wilcoxon Rank Sum)

Constituent: Vanadium (mg/L) Analysis Run 3/31/2026 5:08 AM View: Mann-Whitney

Plant Wansley Client: Southern Company Data: Wansley Landfill

| | GWC-35 | GWC-35 |
|---|---|---|
| 9/16/2011 | <0.005 | |
| 10/31/2011 | <0.005 | |
| 12/12/2011 | <0.005 | |
| 2/1/2012 | <0.005 | |
| 7/16/2012 | <0.005 | |
| 1/22/2013 | <0.005 | |
| 7/2/2013 | <0.005 | |
| 1/21/2014 | <0.005 | |
| 6/25/2014 | <0.005 | |
| 1/14/2015 | <0.005 | |
| 7/28/2015 | <0.005 | |
| 1/21/2016 | <0.005 | |
| 7/21/2016 | <0.005 | |
| 1/26/2017 | 0.0026 | |
| 6/8/2017 | <0.005 (D) | |
| 8/3/2017 | <0.005 | |
| 1/23/2018 | 0.0022 (J) | |
| 6/19/2018 | 0.0019 (J) | |
| 1/21/2019 | 0.0011 | |
| 6/26/2019 | 0.0015 | |
| 9/12/2019 | <0.005 | |
| 3/11/2020 | <0.005 | |
| 9/11/2020 | <0.005 | |
| 3/16/2021 | <0.005 | |
| 8/18/2021 | <0.005 | |
| 3/2/2022 | <0.005 | |
| 8/15/2022 | <0.005 | |
| 2/20/2023 | <0.005 | |
| 8/16/2023 | <0.005 | |
| 2/22/2024 | | <0.005 |
| 8/5/2024 | | <0.005 |
| 2/18/2025 | | 0.0021 |
| 8/14/2025 | | <0.005 |

ND substitution: RL or RL/2 if <15% NDs.

# Mann-Whitney (Wilcoxon Rank Sum)

Constituent: Zinc (mg/L) Analysis Run 3/31/2026 5:08 AM View: Mann-Whitney

Plant Wansley Client: Southern Company Data: Wansley Landfill

| | GWA-1 | GWA-1 |
|---|---|---|
| 9/16/2011 | 0.0071 | |
| 10/27/2011 | 0.0062 | |
| 12/13/2011 | 0.0065 | |
| 1/31/2012 | 0.0047 | |
| 7/18/2012 | 0.0044 | |
| 1/24/2013 | 0.0058 | |
| 7/17/2013 | 0.0028 | |
| 1/21/2014 | 0.0037 | |
| 6/25/2014 | 0.0026 | |
| 1/14/2015 | 0.003 | |
| 7/21/2015 | 0.0033 | |
| 1/21/2016 | 0.0043 | |
| 7/21/2016 | 0.01 (J) | |
| 1/19/2017 | 0.0077 (J) | |
| 8/3/2017 | <0.01 | |
| 1/19/2018 | <0.01 | |
| 6/19/2018 | 0.0068 (J) | |
| 1/17/2019 | 0.0037 (J) | |
| 6/24/2019 | 0.0048 (J) | |
| 9/9/2019 | 0.0064 | |
| 3/10/2020 | 0.0036 (J) | |
| 9/9/2020 | 0.078 | |
| 3/15/2021 | <0.01 | |
| 8/16/2021 | <0.01 | |
| 2/28/2022 | 0.0032 (J) | |
| 8/9/2022 | 0.0066 | |
| 2/14/2023 | 0.0048 (J) | |
| 8/9/2023 | <0.01 | |
| 2/13/2024 | | 0.0041 (J) |
| 7/30/2024 | | 0.0036 (J) |
| 2/11/2025 | | 0.0034 (J) |
| 8/12/2025 | | <0.01 |

ND substitution: RL or RL/2 if <15% NDs.

# Mann-Whitney (Wilcoxon Rank Sum)

Constituent: Zinc (mg/L) Analysis Run 3/31/2026 5:08 AM View: Mann-Whitney

Plant Wansley Client: Southern Company Data: Wansley Landfill

| | GWA-2 | GWA-2 |
|---|---|---|
| 9/17/2011 | 0.0061 | |
| 10/27/2011 | 0.0059 | |
| 12/14/2011 | 0.0077 | |
| 2/7/2012 | 0.0053 | |
| 7/23/2012 | 0.0043 | |
| 1/23/2013 | 0.0054 | |
| 7/24/2013 | 0.004 | |
| 1/22/2014 | 0.0056 | |
| 7/1/2014 | 0.004 | |
| 1/22/2015 | 0.0051 | |
| 7/22/2015 | 0.0033 | |
| 1/20/2016 | 0.0029 | |
| 7/26/2016 | <0.01 | |
| 1/19/2017 | <0.01 | |
| 8/2/2017 | <0.01 | |
| 1/19/2018 | <0.01 | |
| 6/19/2018 | <0.01 | |
| 1/17/2019 | 0.0024 (J) | |
| 6/24/2019 | 0.0046 (J) | |
| 9/10/2019 | 0.0064 | |
| 3/10/2020 | <0.01 | |
| 9/10/2020 | <0.01 | |
| 3/15/2021 | <0.01 | |
| 8/18/2021 | 0.0046 (J) | |
| 3/1/2022 | <0.01 | |
| 8/9/2022 | 0.0069 | |
| 2/14/2023 | <0.01 | |
| 8/9/2023 | <0.01 | |
| 2/14/2024 | | 0.0031 (J) |
| 7/30/2024 | | <0.01 |
| 2/11/2025 | | <0.01 |
| 8/12/2025 | | <0.01 |

ND substitution: RL or RL/2 if <15% NDs.

# Mann-Whitney (Wilcoxon Rank Sum)

Constituent: Zinc (mg/L) Analysis Run 3/31/2026 5:08 AM View: Mann-Whitney

Plant Wansley Client: Southern Company Data: Wansley Landfill

| | GWA-4 | GWA-4 |
|---|---|---|
| 8/31/2011 | <0.01 | |
| 10/27/2011 | <0.01 | |
| 12/14/2011 | <0.01 | |
| 2/1/2012 | <0.01 | |
| 7/23/2012 | 0.0037 | |
| 1/23/2013 | <0.01 | |
| 7/17/2013 | <0.01 | |
| 1/15/2014 | 0.00085 (J) | |
| 6/25/2014 | 0.0014 (J) | |
| 1/14/2015 | 0.0082 | |
| 7/21/2015 | 0.0015 (J) | |
| 1/20/2016 | 0.0093 | |
| 7/21/2016 | <0.01 | |
| 1/17/2017 | 0.014 (J) | |
| 8/2/2017 | <0.01 | |
| 1/22/2018 | <0.01 | |
| 6/19/2018 | <0.01 | |
| 1/17/2019 | <0.01 | |
| 6/24/2019 | 0.0036 (J) | |
| 9/10/2019 | 0.006 | |
| 3/10/2020 | 0.052 | |
| 9/9/2020 | <0.01 | |
| 3/15/2021 | 0.044 | |
| 8/18/2021 | 0.0034 (J) | |
| 3/1/2022 | <0.01 | |
| 8/9/2022 | <0.01 | |
| 2/14/2023 | 0.0029 (J) | |
| 8/9/2023 | <0.01 | |
| 2/14/2024 | | <0.01 |
| 7/29/2024 | | <0.01 |
| 2/10/2025 | | <0.01 |
| 8/12/2025 | | <0.01 |

ND substitution: RL or RL/2 if <15% NDs.

# Mann-Whitney (Wilcoxon Rank Sum)

Constituent: Zinc (mg/L) Analysis Run 3/31/2026 5:08 AM View: Mann-Whitney

Plant Wansley Client: Southern Company Data: Wansley Landfill

| | GWA-28 | GWA-28 |
|---|---|---|
| 9/16/2011 | 0.003 | |
| 10/28/2011 | 0.0073 | |
| 12/12/2011 | 0.0053 | |
| 1/25/2012 | 0.0046 | |
| 7/16/2012 | 0.0034 | |
| 1/24/2013 | 0.0049 | |
| 7/23/2013 | 0.0026 | |
| 1/22/2014 | 0.0052 | |
| 7/1/2014 | 0.0042 | |
| 1/21/2015 | 0.0038 | |
| 7/21/2015 | 0.0042 | |
| 1/22/2016 | 0.0041 | |
| 7/25/2016 | <0.01 | |
| 1/17/2017 | <0.01 | |
| 8/1/2017 | <0.01 | |
| 1/19/2018 | <0.01 | |
| 6/19/2018 | <0.01 | |
| 1/21/2019 | 0.0065 | |
| 6/25/2019 | 0.011 | |
| 9/10/2019 | 0.01 | |
| 3/10/2020 | 0.017 | |
| 9/9/2020 | 0.063 | |
| 3/15/2021 | 0.0057 | |
| 8/16/2021 | 0.0061 | |
| 3/1/2022 | 0.0057 | |
| 8/9/2022 | 0.0089 | |
| 2/14/2023 | 0.014 | |
| 8/9/2023 | 0.011 | |
| 2/14/2024 | | 0.0059 |
| 7/29/2024 | | 0.01 |
| 2/10/2025 | | 0.0053 |
| 8/12/2025 | | <0.01 |

ND substitution: RL or RL/2 if <15% NDs.

# Mann-Whitney (Wilcoxon Rank Sum)

Constituent: Zinc (mg/L) Analysis Run 3/31/2026 5:08 AM View: Mann-Whitney

Plant Wansley Client: Southern Company Data: Wansley Landfill

| | GWA-29 | GWA-29 |
|---|---|---|
| 9/17/2011 | 0.026 | |
| 10/28/2011 | 0.019 | |
| 12/12/2011 | 0.02 | |
| 1/31/2012 | 0.036 | |
| 7/17/2012 | 0.015 | |
| 1/24/2013 | 0.048 | |
| 7/24/2013 | 0.048 | |
| 1/22/2014 | 0.044 | |
| 7/8/2014 | 0.04 | |
| 1/21/2015 | 0.037 | |
| 7/22/2015 | 0.031 | |
| 1/19/2016 | 0.035 | |
| 7/21/2016 | 0.038 | |
| 1/17/2017 | 0.024 | |
| 8/1/2017 | 0.028 | |
| 1/19/2018 | 0.024 | |
| 6/19/2018 | 0.028 | |
| 1/18/2019 | 0.022 | |
| 6/25/2019 | 0.041 | |
| 9/10/2019 | 0.031 | |
| 3/10/2020 | 0.034 | |
| 9/9/2020 | 0.025 | |
| 3/15/2021 | 0.024 | |
| 8/18/2021 | 0.024 | |
| 3/2/2022 | 0.024 | |
| 8/9/2022 | 0.032 | |
| 2/13/2023 | 0.025 | |
| 8/8/2023 | 0.023 | |
| 2/14/2024 | | 0.02 |
| 7/30/2024 | | 0.019 |
| 2/11/2025 | | 0.021 |
| 8/12/2025 | | 0.018 |

# Mann-Whitney (Wilcoxon Rank Sum)

Constituent: Zinc (mg/L) Analysis Run 3/31/2026 5:08 AM View: Mann-Whitney

Plant Wansley Client: Southern Company Data: Wansley Landfill

| | GWC-5 | GWC-5 |
|---|---|---|
| 8/31/2011 | <0.01 | |
| 10/27/2011 | 0.0025 | |
| 12/5/2011 | <0.01 | |
| 1/25/2012 | <0.01 | |
| 7/18/2012 | <0.01 | |
| 1/9/2013 | <0.01 | |
| 7/17/2013 | 0.0043 | |
| 1/15/2014 | 0.0023 (J) | |
| 6/25/2014 | 0.0022 (J) | |
| 1/13/2015 | 0.0027 | |
| 7/24/2015 | 0.002 (J) | |
| 1/20/2016 | 0.0022 (J) | |
| 7/21/2016 | <0.01 | |
| 1/26/2017 | <0.01 | |
| 8/3/2017 | <0.01 | |
| 1/23/2018 | <0.01 | |
| 6/25/2018 | <0.01 | |
| 1/30/2019 | <0.01 | |
| 6/26/2019 | <0.01 | |
| 9/12/2019 | 0.0067 | |
| 3/16/2020 | 0.0033 (J) | |
| 9/9/2020 | <0.01 | |
| 3/17/2021 | <0.01 | |
| 8/19/2021 | <0.01 | |
| 3/2/2022 | <0.01 | |
| 8/11/2022 | 0.0053 | |
| 2/20/2023 | 0.0033 (J) | |
| 8/14/2023 | 0.005 | |
| 2/14/2024 | | 0.0031 (J) |
| 7/31/2024 | | 0.003 (J) |
| 2/14/2025 | | <0.01 |
| 8/18/2025 | | <0.01 |

ND substitution: RL or RL/2 if <15% NDs.

# Mann-Whitney (Wilcoxon Rank Sum)

Constituent: Zinc (mg/L) Analysis Run 3/31/2026 5:08 AM View: Mann-Whitney

Plant Wansley Client: Southern Company Data: Wansley Landfill

| | GWC-6 | GWC-6 |
|---|---|---|
| 8/31/2011 | 0.0037 | |
| 10/30/2011 | 0.0043 | |
| 12/5/2011 | 0.0047 | |
| 1/25/2012 | <0.01 | |
| 7/24/2012 | <0.01 | |
| 1/8/2013 | <0.01 | |
| 7/9/2013 | <0.01 | |
| 1/15/2014 | 0.0034 | |
| 6/25/2014 | 0.002 (J) | |
| 1/20/2015 | <0.01 | |
| 7/24/2015 | 0.0017 (J) | |
| 1/20/2016 | 0.0018 (J) | |
| 7/21/2016 | <0.01 | |
| 1/26/2017 | <0.01 | |
| 8/3/2017 | <0.01 | |
| 1/23/2018 | <0.01 | |
| 6/25/2018 | <0.01 | |
| 1/30/2019 | <0.01 | |
| 6/26/2019 | 0.0033 (J) | |
| 9/12/2019 | 0.049 (O) | |
| 3/16/2020 | 0.0032 (J) | |
| 9/11/2020 | 0.0071 | |
| 3/17/2021 | <0.01 | |
| 8/18/2021 | 0.0034 (J) | |
| 3/2/2022 | <0.01 | |
| 8/11/2022 | 0.0051 | |
| 2/20/2023 | <0.01 | |
| 8/14/2023 | <0.01 | |
| 2/14/2024 | | <0.01 |
| 8/1/2024 | | <0.01 |
| 2/18/2025 | | 0.0032 (J) |
| 8/15/2025 | | <0.01 |

ND substitution: RL or RL/2 if <15% NDs.

# Mann-Whitney (Wilcoxon Rank Sum)

Constituent: Zinc (mg/L) Analysis Run 3/31/2026 5:08 AM View: Mann-Whitney

Plant Wansley Client: Southern Company Data: Wansley Landfill

| | GWC-7 | GWC-7 |
|---|---|---|
| 9/7/2011 | <0.01 | |
| 10/30/2011 | <0.01 | |
| 12/5/2011 | <0.01 | |
| 1/25/2012 | <0.01 | |
| 7/18/2012 | 0.0035 | |
| 1/7/2013 | 0.0033 | |
| 7/9/2013 | 0.0035 | |
| 1/14/2014 | 0.0022 (J) | |
| 6/24/2014 | 0.01 | |
| 1/20/2015 | 0.0018 (J) | |
| 7/27/2015 | <0.01 | |
| 1/26/2016 | 0.0016 (J) | |
| 7/22/2016 | <0.01 | |
| 1/26/2017 | <0.01 | |
| 8/4/2017 | <0.01 | |
| 1/23/2018 | <0.01 | |
| 6/25/2018 | <0.01 | |
| 1/21/2019 | <0.01 | |
| 6/25/2019 | <0.01 | |
| 9/10/2019 | 0.0063 | |
| 3/12/2020 | 0.038 (O) | |
| 9/14/2020 | 0.0041 (J) | |
| 3/16/2021 | <0.01 | |
| 8/19/2021 | <0.01 | |
| 3/2/2022 | <0.01 | |
| 8/11/2022 | 0.0038 (J) | |
| 2/21/2023 | <0.01 | |
| 8/9/2023 | <0.01 | |
| 2/21/2024 | | <0.01 |
| 8/1/2024 | | 0.0031 (J) |
| 2/13/2025 | | 0.0028 (J) |
| 8/18/2025 | | <0.01 |

ND substitution: RL or RL/2 if <15% NDs.

# Mann-Whitney (Wilcoxon Rank Sum)

Constituent: Zinc (mg/L) Analysis Run 3/31/2026 5:08 AM View: Mann-Whitney

Plant Wansley Client: Southern Company Data: Wansley Landfill

| | GWC-8 | GWC-8 |
|---|---|---|
| 9/7/2011 | 0.0029 | |
| 10/30/2011 | <0.01 | |
| 12/5/2011 | 0.004 | |
| 1/19/2012 | 0.0029 | |
| 7/18/2012 | 0.006 | |
| 1/7/2013 | <0.01 | |
| 7/9/2013 | <0.01 | |
| 1/14/2014 | 0.002 (J) | |
| 6/24/2014 | 0.0011 (J) | |
| 1/20/2015 | 0.0018 (J) | |
| 7/27/2015 | 0.0015 (J) | |
| 1/26/2016 | <0.01 | |
| 7/26/2016 | <0.01 | |
| 1/26/2017 | <0.01 | |
| 8/7/2017 | 0.0086 (J) | |
| 1/24/2018 | <0.01 | |
| 6/21/2018 | <0.01 | |
| 1/22/2019 | <0.01 | |
| 6/25/2019 | 0.0043 (J) | |
| 9/10/2019 | 0.0051 | |
| 3/12/2020 | 0.044 (O) | |
| 9/14/2020 | 0.0079 | |
| 3/16/2021 | 0.0045 (J) | |
| 8/20/2021 | 0.0046 (J) | |
| 3/2/2022 | 0.0037 (J) | |
| 8/11/2022 | 0.012 | |
| 2/15/2023 | 0.0029 (J) | |
| 8/9/2023 | <0.01 | |
| 2/21/2024 | | <0.01 |
| 7/30/2024 | | 0.0033 (J) |
| 2/13/2025 | | 0.0033 (J) |
| 8/13/2025 | | <0.01 |

ND substitution: RL or RL/2 if <15% NDs.

# Mann-Whitney (Wilcoxon Rank Sum)

Constituent: Zinc (mg/L) Analysis Run 3/31/2026 5:08 AM View: Mann-Whitney

Plant Wansley Client: Southern Company Data: Wansley Landfill

| | GWC-9 | GWC-9 |
|---|---|---|
| 9/7/2011 | 0.016 | |
| 10/30/2011 | 0.004 | |
| 12/4/2011 | 0.0086 | |
| 1/19/2012 | 0.0081 | |
| 7/18/2012 | 0.0058 | |
| 1/8/2013 | 0.0034 | |
| 7/9/2013 | <0.005 | |
| 1/14/2014 | 0.003 | |
| 6/24/2014 | 0.0016 (J) | |
| 1/20/2015 | 0.0021 (J) | |
| 7/27/2015 | <0.005 | |
| 1/26/2016 | <0.005 | |
| 7/25/2016 | <0.005 | |
| 1/31/2017 | <0.005 | |
| 8/7/2017 | <0.005 | |
| 1/24/2018 | <0.005 | |
| 6/21/2018 | <0.005 | |
| 1/22/2019 | <0.005 | |
| 6/25/2019 | 0.005 | |
| 9/16/2019 | 0.0049 (J) | |
| 3/16/2020 | 0.0094 | |
| 9/11/2020 | 0.0055 | |
| 3/16/2021 | 0.0048 (J) | |
| 8/25/2021 | <0.005 | |
| 3/9/2022 | 0.003 (J) | |
| 8/16/2022 | 0.096 (O) | |
| 10/12/2022 | 0.043 (O) | |
| 2/15/2023 | 0.015 | |
| 8/9/2023 | 0.015 | |
| 2/19/2024 | | 0.019 |
| 7/31/2024 | | 0.037 |
| 2/18/2025 | | 0.016 |
| 8/13/2025 | | 0.03 |

ND substitution: RL or RL/2 if <15% NDs.

# Mann-Whitney (Wilcoxon Rank Sum)

Constituent: Zinc (mg/L) Analysis Run 3/31/2026 5:08 AM View: Mann-Whitney

Plant Wansley Client: Southern Company Data: Wansley Landfill

| | GWC-10 | GWC-10 |
|---|---|---|
| 1/25/2016 | 0.0027 | |
| 7/27/2016 | <0.01 | |
| 2/1/2017 | <0.01 | |
| 8/8/2017 | <0.01 | |
| 1/25/2018 | <0.01 | |
| 6/21/2018 | <0.01 | |
| 1/31/2019 | 0.0039 (J) | |
| 6/26/2019 | 0.0044 (J) | |
| 9/17/2019 | 0.013 | |
| 3/17/2020 | 0.0044 (J) | |
| 9/10/2020 | 0.13 (O) | |
| 12/2/2020 | 0.011 | |
| 3/18/2021 | 0.004 (J) | |
| 8/20/2021 | <0.01 | |
| 3/8/2022 | <0.01 | |
| 8/16/2022 | <0.01 | |
| 2/15/2023 | 0.0047 (J) | |
| 8/10/2023 | 0.0058 | |
| 2/20/2024 | | 0.0042 (J) |
| 7/31/2024 | | 0.0044 (J) |
| 2/19/2025 | | 0.0066 |
| 8/19/2025 | | <0.01 |

ND substitution: RL or RL/2 if <15% NDs.

# Mann-Whitney (Wilcoxon Rank Sum)

Constituent: Zinc (mg/L) Analysis Run 3/31/2026 5:08 AM View: Mann-Whitney

Plant Wansley Client: Southern Company Data: Wansley Landfill

| | GWC-11 | GWC-11 |
|---|---|---|
| 9/13/2011 | <0.01 | |
| 10/28/2011 | <0.01 | |
| 12/4/2011 | 0.0025 | |
| 2/9/2012 | <0.01 | |
| 7/18/2012 | 0.008 | |
| 1/8/2013 | <0.01 | |
| 7/9/2013 | <0.01 | |
| 1/15/2014 | 0.00052 (J) | |
| 6/25/2014 | 0.00089 (J) | |
| 1/21/2015 | <0.01 | |
| 7/28/2015 | 0.0021 (J) | |
| 1/26/2016 | <0.01 | |
| 7/25/2016 | <0.01 | |
| 1/31/2017 | <0.01 | |
| 8/7/2017 | <0.01 | |
| 1/24/2018 | <0.01 | |
| 6/20/2018 | <0.01 | |
| 1/24/2019 | <0.01 | |
| 6/26/2019 | <0.01 | |
| 9/16/2019 | 0.005 | |
| 3/16/2020 | <0.01 | |
| 9/10/2020 | 0.017 | |
| 3/17/2021 | <0.01 | |
| 8/23/2021 | <0.01 | |
| 3/7/2022 | <0.01 | |
| 8/15/2022 | <0.01 | |
| 2/21/2023 | <0.01 | |
| 8/14/2023 | <0.01 | |
| 2/14/2024 | | <0.01 |
| 8/6/2024 | | 0.022 |
| 2/18/2025 | | 0.038 |
| 8/18/2025 | | <0.01 |

ND substitution: RL or RL/2 if <15% NDs.

# Mann-Whitney (Wilcoxon Rank Sum)

Constituent: Zinc (mg/L) Analysis Run 3/31/2026 5:08 AM View: Mann-Whitney

Plant Wansley Client: Southern Company Data: Wansley Landfill

| | GWC-12 | GWC-12 |
|---|---|---|
| 9/13/2011 | <0.01 | |
| 10/28/2011 | <0.01 | |
| 12/4/2011 | 0.0027 | |
| 1/24/2012 | <0.01 | |
| 7/11/2012 | <0.01 | |
| 1/8/2013 | <0.01 | |
| 7/10/2013 | <0.01 | |
| 1/21/2014 | 0.0019 (J) | |
| 7/1/2014 | 0.0087 | |
| 1/21/2015 | <0.01 | |
| 7/28/2015 | <0.01 | |
| 1/26/2016 | <0.01 | |
| 7/22/2016 | 0.033 | |
| 1/31/2017 | <0.01 | |
| 8/7/2017 | <0.01 | |
| 1/24/2018 | <0.01 | |
| 6/26/2018 | <0.01 | |
| 1/25/2019 | <0.01 | |
| 6/26/2019 | <0.01 | |
| 9/11/2019 | 0.0056 | |
| 3/18/2020 | <0.01 | |
| 9/10/2020 | <0.01 | |
| 3/16/2021 | <0.01 | |
| 8/19/2021 | <0.01 | |
| 3/7/2022 | <0.01 | |
| 8/16/2022 | <0.01 | |
| 2/15/2023 | <0.01 | |
| 8/14/2023 | <0.01 | |
| 2/20/2024 | | <0.01 |
| 8/6/2024 | | 0.013 |
| 2/17/2025 | | <0.01 |
| 8/18/2025 | | <0.01 |

ND substitution: RL or RL/2 if <15% NDs.

# Mann-Whitney (Wilcoxon Rank Sum)

Constituent: Zinc (mg/L) Analysis Run 3/31/2026 5:08 AM View: Mann-Whitney

Plant Wansley Client: Southern Company Data: Wansley Landfill

| | GWC-13 | GWC-13 |
|---|---|---|
| 9/13/2011 | <0.01 | |
| 10/28/2011 | <0.01 | |
| 12/4/2011 | 0.0028 | |
| 1/24/2012 | <0.01 | |
| 7/11/2012 | <0.01 | |
| 1/8/2013 | <0.01 | |
| 7/10/2013 | <0.01 | |
| 1/21/2014 | 0.0026 | |
| 7/1/2014 | 0.0014 (J) | |
| 1/21/2015 | 0.0018 (J) | |
| 7/28/2015 | <0.01 | |
| 1/27/2016 | <0.01 | |
| 7/26/2016 | <0.01 | |
| 1/31/2017 | <0.01 | |
| 8/4/2017 | <0.01 | |
| 1/25/2018 | <0.01 | |
| 6/20/2018 | <0.01 | |
| 1/22/2019 | <0.01 | |
| 6/25/2019 | <0.01 | |
| 9/12/2019 | 0.0085 | |
| 3/12/2020 | <0.01 | |
| 9/10/2020 | 0.0036 (J) | |
| 3/17/2021 | 0.0039 (J) | |
| 8/23/2021 | <0.01 | |
| 3/8/2022 | <0.01 | |
| 8/15/2022 | 0.0033 (J) | |
| 2/21/2023 | <0.01 | |
| 8/16/2023 | <0.01 | |
| 2/19/2024 | | 0.0056 |
| 8/5/2024 | | <0.01 |
| 2/18/2025 | | <0.01 |
| 8/19/2025 | | <0.01 |

ND substitution: RL or RL/2 if <15% NDs.

# Mann-Whitney (Wilcoxon Rank Sum)

Constituent: Zinc (mg/L) Analysis Run 3/31/2026 5:08 AM View: Mann-Whitney

Plant Wansley Client: Southern Company Data: Wansley Landfill

| | GWC-14 | GWC-14 |
|---|---|---|
| 9/13/2011 | 0.0039 | |
| 10/27/2011 | 0.0046 | |
| 12/3/2011 | 0.0028 | |
| 1/24/2012 | 0.0033 | |
| 7/11/2012 | <0.0025 | |
| 1/8/2013 | <0.0025 | |
| 7/10/2013 | <0.0025 | |
| 1/21/2014 | 0.0036 | |
| 7/1/2014 | 0.0018 (J) | |
| 1/14/2015 | 0.0035 | |
| 7/22/2015 | 0.005 | |
| 1/27/2016 | 0.0094 | |
| 7/26/2016 | 0.0072 (J) | |
| 2/1/2017 | 0.0084 (J) | |
| 8/7/2017 | 0.012 (J) | |
| 1/25/2018 | 0.0095 (J) | |
| 6/20/2018 | 0.012 (J) | |
| 1/22/2019 | 0.0094 | |
| 6/25/2019 | 0.014 | |
| 9/12/2019 | 0.019 | |
| 3/17/2020 | 0.014 | |
| 9/10/2020 | 0.014 | |
| 3/17/2021 | 0.014 | |
| 8/23/2021 | 0.017 | |
| 3/7/2022 | 0.014 | |
| 5/3/2022 | 0.04 | |
| 8/16/2022 | 0.014 | |
| 2/17/2023 | 0.015 | |
| 8/14/2023 | 0.017 | |
| 2/19/2024 | | 0.018 |
| 8/6/2024 | | 0.015 |
| 2/17/2025 | | 0.018 |
| 8/19/2025 | | 0.034 |

# Mann-Whitney (Wilcoxon Rank Sum)

Constituent: Zinc (mg/L) Analysis Run 3/31/2026 5:08 AM View: Mann-Whitney

Plant Wansley Client: Southern Company Data: Wansley Landfill

| | GWC-15 | GWC-15 |
|---|---|---|
| 9/16/2011 | <0.01 | |
| 10/27/2011 | <0.01 | |
| 12/3/2011 | <0.01 | |
| 2/9/2012 | <0.01 | |
| 7/11/2012 | <0.01 | |
| 1/8/2013 | <0.01 | |
| 7/2/2013 | <0.01 | |
| 1/21/2014 | 0.0017 (J) | |
| 6/24/2014 | <0.01 | |
| 1/14/2015 | 0.0013 (J) | |
| 7/22/2015 | <0.01 | |
| 1/27/2016 | <0.01 | |
| 7/26/2016 | <0.01 | |
| 2/1/2017 | <0.01 | |
| 8/4/2017 | <0.01 | |
| 1/25/2018 | <0.01 | |
| 6/20/2018 | <0.01 | |
| 1/22/2019 | <0.01 | |
| 6/25/2019 | <0.01 | |
| 9/17/2019 | 0.0041 (J) | |
| 3/16/2020 | <0.01 | |
| 9/10/2020 | <0.01 | |
| 3/18/2021 | <0.01 | |
| 8/24/2021 | <0.01 | |
| 3/7/2022 | <0.01 | |
| 8/16/2022 | <0.01 | |
| 2/21/2023 | <0.01 | |
| 8/14/2023 | <0.01 | |
| 2/21/2024 | | <0.01 |
| 8/6/2024 | | <0.01 |
| 2/18/2025 | | <0.01 |
| 8/18/2025 | | <0.01 |

ND substitution: RL or RL/2 if <15% NDs.

# Mann-Whitney (Wilcoxon Rank Sum)

Constituent: Zinc (mg/L) Analysis Run 3/31/2026 5:08 AM View: Mann-Whitney

Plant Wansley Client: Southern Company Data: Wansley Landfill

| | GWC-16 | GWC-16 |
|---|---|---|
| 8/30/2011 | 0.0081 | |
| 10/26/2011 | 0.0035 | |
| 12/3/2011 | 0.0033 | |
| 1/25/2012 | <0.01 | |
| 7/11/2012 | <0.01 | |
| 1/8/2013 | <0.01 | |
| 7/2/2013 | <0.01 | |
| 1/14/2014 | 0.00074 (J) | |
| 6/25/2014 | 0.00071 (J) | |
| 1/13/2015 | 0.0015 (J) | |
| 7/22/2015 | <0.01 | |
| 1/27/2016 | <0.01 | |
| 7/27/2016 | <0.01 | |
| 2/1/2017 | <0.01 | |
| 8/7/2017 | <0.01 | |
| 1/25/2018 | <0.01 | |
| 6/20/2018 | <0.01 | |
| 1/25/2019 | <0.01 | |
| 6/25/2019 | <0.01 | |
| 9/11/2019 | 0.0062 | |
| 3/17/2020 | <0.01 | |
| 9/11/2020 | 0.0033 (J) | |
| 3/17/2021 | <0.01 | |
| 8/20/2021 | <0.01 | |
| 3/8/2022 | <0.01 | |
| 8/16/2022 | <0.01 | |
| 2/20/2023 | <0.01 | |
| 8/14/2023 | <0.01 | |
| 2/21/2024 | | <0.01 |
| 8/5/2024 | | <0.01 |
| 2/11/2025 | | <0.01 |
| 8/15/2025 | | <0.01 |

ND substitution: RL or RL/2 if <15% NDs.

# Mann-Whitney (Wilcoxon Rank Sum)

Constituent: Zinc (mg/L) Analysis Run 3/31/2026 5:08 AM View: Mann-Whitney

Plant Wansley Client: Southern Company Data: Wansley Landfill

| | GWC-17 | GWC-17 |
|---|---|---|
| 8/30/2011 | 0.0035 | |
| 10/26/2011 | 0.0032 | |
| 12/3/2011 | 0.0027 | |
| 1/25/2012 | <0.01 | |
| 7/11/2012 | <0.01 | |
| 1/8/2013 | <0.01 | |
| 7/16/2013 | <0.01 | |
| 1/14/2014 | 0.0021 (J) | |
| 6/25/2014 | 0.0012 (J) | |
| 1/14/2015 | 0.0015 (J) | |
| 7/28/2015 | <0.01 | |
| 1/27/2016 | <0.01 | |
| 7/27/2016 | <0.01 | |
| 2/1/2017 | <0.01 | |
| 8/7/2017 | <0.01 | |
| 1/25/2018 | <0.01 | |
| 6/26/2018 | <0.01 | |
| 1/24/2019 | <0.01 | |
| 6/25/2019 | <0.01 | |
| 9/11/2019 | 0.012 | |
| 3/17/2020 | <0.01 | |
| 9/14/2020 | 0.0048 (J) | |
| 3/16/2021 | <0.01 | |
| 8/20/2021 | <0.01 | |
| 3/8/2022 | <0.01 | |
| 8/11/2022 | 0.003 (J) | |
| 2/20/2023 | <0.01 | |
| 8/10/2023 | <0.01 | |
| 2/20/2024 | | <0.01 |
| 8/7/2024 | | <0.01 |
| 2/13/2025 | | 0.0031 (J) |
| 8/13/2025 | | <0.01 |

ND substitution: RL or RL/2 if <15% NDs.

# Mann-Whitney (Wilcoxon Rank Sum)

Constituent: Zinc (mg/L) Analysis Run 3/31/2026 5:08 AM View: Mann-Whitney

Plant Wansley Client: Southern Company Data: Wansley Landfill

| | GWC-18 | GWC-18 |
|---|---|---|
| 8/30/2011 | <0.01 | |
| 10/26/2011 | 0.0025 | |
| 12/3/2011 | 0.0027 | |
| 2/9/2012 | <0.01 | |
| 7/11/2012 | <0.01 | |
| 1/8/2013 | <0.01 | |
| 7/16/2013 | <0.01 | |
| 1/14/2014 | 0.0005 (J) | |
| 6/24/2014 | 0.00099 (J) | |
| 1/13/2015 | 0.00063 (J) | |
| 7/23/2015 | <0.01 | |
| 1/27/2016 | <0.01 | |
| 7/25/2016 | <0.01 | |
| 2/1/2017 | <0.01 | |
| 8/7/2017 | <0.01 | |
| 1/25/2018 | <0.01 | |
| 6/21/2018 | <0.01 | |
| 1/28/2019 | 0.0033 (J) | |
| 6/27/2019 | <0.01 | |
| 9/11/2019 | 0.0038 (J) | |
| 3/17/2020 | <0.01 | |
| 9/14/2020 | 0.0053 | |
| 3/16/2021 | <0.01 | |
| 8/24/2021 | <0.01 | |
| 3/8/2022 | <0.01 | |
| 8/11/2022 | <0.01 | |
| 2/20/2023 | <0.01 | |
| 8/9/2023 | 0.0033 (J) | |
| 2/21/2024 | | <0.01 |
| 8/7/2024 | | <0.01 |
| 2/13/2025 | | <0.01 |
| 8/13/2025 | | <0.01 |

ND substitution: RL or RL/2 if <15% NDs.

# Mann-Whitney (Wilcoxon Rank Sum)

Constituent: Zinc (mg/L) Analysis Run 3/31/2026 5:08 AM View: Mann-Whitney

Plant Wansley Client: Southern Company Data: Wansley Landfill

| | GWC-19 | GWC-19 |
|---|---|---|
| 8/30/2011 | 0.0035 | |
| 10/26/2011 | 0.0054 | |
| 12/3/2011 | 0.0046 | |
| 2/8/2012 | <0.01 | |
| 7/11/2012 | <0.01 | |
| 1/8/2013 | <0.01 | |
| 7/16/2013 | <0.01 | |
| 1/21/2014 | 0.0025 | |
| 6/24/2014 | 0.0014 (J) | |
| 1/13/2015 | 0.0019 (J) | |
| 7/23/2015 | 0.0025 | |
| 1/27/2016 | <0.01 | |
| 7/25/2016 | 0.016 (J) | |
| 2/2/2017 | <0.01 | |
| 8/7/2017 | <0.01 | |
| 1/25/2018 | <0.01 | |
| 6/21/2018 | <0.01 | |
| 1/28/2019 | 0.0049 (J) | |
| 6/26/2019 | 0.0038 (J) | |
| 9/12/2019 | 0.0086 | |
| 3/18/2020 | 0.0078 | |
| 9/15/2020 | 0.0037 (J) | |
| 3/17/2021 | 0.0056 | |
| 8/24/2021 | 0.0034 (J) | |
| 3/8/2022 | 0.0056 | |
| 8/11/2022 | <0.01 | |
| 2/21/2023 | 0.0072 | |
| 8/9/2023 | 0.0032 (J) | |
| 2/21/2024 | | 0.0065 |
| 8/6/2024 | | <0.01 |
| 2/14/2025 | | 0.0048 (J) |
| 8/13/2025 | | <0.01 |

ND substitution: RL or RL/2 if <15% NDs.

# Mann-Whitney (Wilcoxon Rank Sum)

Constituent: Zinc (mg/L) Analysis Run 3/31/2026 5:08 AM View: Mann-Whitney

Plant Wansley Client: Southern Company Data: Wansley Landfill

| | GWC-20 | GWC-20 |
|---|---|---|
| 8/31/2011 | <0.01 | |
| 10/27/2011 | 0.0038 | |
| 12/4/2011 | 0.0028 | |
| 2/8/2012 | <0.01 | |
| 7/11/2012 | <0.01 | |
| 1/8/2013 | <0.01 | |
| 7/16/2013 | <0.01 | |
| 1/21/2014 | 0.0018 (J) | |
| 6/24/2014 | 0.0006 (J) | |
| 1/13/2015 | 0.00086 (J) | |
| 7/23/2015 | <0.01 | |
| 1/27/2016 | <0.01 | |
| 7/25/2016 | 0.038 | |
| 2/2/2017 | <0.01 | |
| 8/7/2017 | 0.013 (J) | |
| 1/26/2018 | <0.01 | |
| 6/21/2018 | <0.01 | |
| 1/28/2019 | 0.014 | |
| 6/25/2019 | <0.01 | |
| 9/11/2019 | 0.0061 | |
| 3/18/2020 | <0.01 | |
| 9/15/2020 | <0.01 | |
| 3/16/2021 | <0.01 | |
| 8/24/2021 | <0.01 | |
| 3/7/2022 | <0.01 | |
| 8/16/2022 | 0.004 (J) | |
| 2/22/2023 | 0.0035 (J) | |
| 8/9/2023 | <0.01 | |
| 2/20/2024 | | <0.01 |
| 8/2/2024 | | <0.01 |
| 2/14/2025 | | 0.0031 (J) |
| 8/12/2025 | | <0.01 |

ND substitution: RL or RL/2 if <15% NDs.

# Mann-Whitney (Wilcoxon Rank Sum)

Constituent: Zinc (mg/L) Analysis Run 3/31/2026 5:08 AM View: Mann-Whitney

Plant Wansley Client: Southern Company Data: Wansley Landfill

| | GWC-21 | GWC-21 |
|---|---|---|
| 8/31/2011 | 0.01 | |
| 10/27/2011 | 0.0087 | |
| 12/4/2011 | 0.0093 | |
| 2/8/2012 | 0.0086 | |
| 7/17/2012 | 0.009 | |
| 1/9/2013 | 0.006 | |
| 7/16/2013 | 0.0052 | |
| 1/21/2014 | 0.0066 | |
| 6/24/2014 | 0.0059 | |
| 1/13/2015 | 0.005 | |
| 7/23/2015 | 0.0042 | |
| 1/26/2016 | 0.0043 | |
| 7/26/2016 | 0.023 | |
| 2/2/2017 | <0.01 | |
| 8/7/2017 | <0.01 | |
| 1/26/2018 | <0.01 | |
| 6/20/2018 | <0.01 | |
| 1/24/2019 | 0.0034 (J) | |
| 6/25/2019 | 0.0039 (J) | |
| 9/11/2019 | 0.0068 | |
| 3/18/2020 | 0.0052 | |
| 9/15/2020 | 0.0052 | |
| 3/16/2021 | 0.0033 (J) | |
| 8/19/2021 | <0.01 | |
| 3/7/2022 | 0.0029 (J) | |
| 8/16/2022 | 0.0093 | |
| 2/21/2023 | 0.0038 (J) | |
| 8/9/2023 | <0.01 | |
| 2/19/2024 | | <0.01 |
| 7/30/2024 | | 0.0028 (J) |
| 2/11/2025 | | <0.01 |
| 8/12/2025 | | <0.01 |

ND substitution: RL or RL/2 if <15% NDs.

# Mann-Whitney (Wilcoxon Rank Sum)

Constituent: Zinc (mg/L) Analysis Run 3/31/2026 5:08 AM View: Mann-Whitney

Plant Wansley Client: Southern Company Data: Wansley Landfill

| | GWC-22 | GWC-22 |
|---|---|---|
| 9/15/2011 | 0.0058 | |
| 10/29/2011 | 0.0031 | |
| 12/13/2011 | 0.0068 | |
| 1/25/2012 | <0.01 | |
| 7/18/2012 | 0.0056 | |
| 1/22/2013 | <0.01 | |
| 7/16/2013 | <0.01 | |
| 1/21/2014 | 0.0015 (J) | |
| 6/25/2014 | 0.00094 (J) | |
| 1/14/2015 | 0.00073 (J) | |
| 7/23/2015 | <0.01 | |
| 1/26/2016 | <0.01 | |
| 7/26/2016 | 0.017 (J) | |
| 2/3/2017 | <0.01 | |
| 8/8/2017 | <0.01 | |
| 1/25/2018 | <0.01 | |
| 6/20/2018 | <0.01 | |
| 1/24/2019 | <0.01 | |
| 6/25/2019 | <0.01 | |
| 9/10/2019 | 0.0061 | |
| 3/18/2020 | <0.01 | |
| 9/10/2020 | <0.01 | |
| 3/15/2021 | <0.01 | |
| 8/19/2021 | <0.01 | |
| 3/8/2022 | <0.01 | |
| 8/17/2022 | <0.01 | |
| 2/14/2023 | 0.012 | |
| 8/14/2023 | <0.01 | |
| 2/14/2024 | | 0.0031 (J) |
| 8/6/2024 | | 0.007 |
| 2/11/2025 | | <0.01 |
| 8/12/2025 | | <0.01 |

ND substitution: RL or RL/2 if <15% NDs.

# Mann-Whitney (Wilcoxon Rank Sum)

Constituent: Zinc (mg/L) Analysis Run 3/31/2026 5:08 AM View: Mann-Whitney

Plant Wansley Client: Southern Company Data: Wansley Landfill

| | GWC-23 | GWC-23 |
|---|---|---|
| 9/16/2011 | 0.0058 | |
| 10/29/2011 | 0.0032 | |
| 12/13/2011 | 0.0074 | |
| 1/31/2012 | 0.0031 | |
| 7/18/2012 | 0.0054 | |
| 1/22/2013 | 0.0061 | |
| 7/23/2013 | 0.0038 | |
| 1/22/2014 | 0.0035 | |
| 7/1/2014 | 0.0031 | |
| 1/22/2015 | 0.0049 | |
| 7/29/2015 | 0.0024 (J) | |
| 1/21/2016 | <0.01 | |
| 7/27/2016 | <0.01 | |
| 2/3/2017 | <0.01 | |
| 8/8/2017 | <0.01 | |
| 1/25/2018 | <0.01 | |
| 6/20/2018 | <0.01 | |
| 1/25/2019 | <0.01 | |
| 6/26/2019 | <0.01 | |
| 9/12/2019 | 0.0042 (J) | |
| 3/18/2020 | <0.01 | |
| 9/10/2020 | 0.004 (J) | |
| 3/18/2021 | <0.01 | |
| 8/23/2021 | 0.032 (O) | |
| 3/9/2022 | <0.01 | |
| 8/16/2022 | 0.016 | |
| 2/21/2023 | <0.01 | |
| 8/15/2023 | <0.01 | |
| 2/19/2024 | | <0.01 |
| 7/30/2024 | | <0.01 |
| 2/11/2025 | | <0.01 |
| 8/12/2025 | | <0.01 |

ND substitution: RL or RL/2 if <15% NDs.

# Mann-Whitney (Wilcoxon Rank Sum)

Constituent: Zinc (mg/L) Analysis Run 3/31/2026 5:08 AM View: Mann-Whitney

Plant Wansley Client: Southern Company Data: Wansley Landfill

| | GWC-24 | GWC-24 |
|---|---|---|
| 7/8/2014 | 0.0043 | |
| 7/31/2015 | 0.0052 | |
| 1/20/2016 | 0.0086 | |
| 7/27/2016 | <0.01 | |
| 2/3/2017 | 0.0094 (J) | |
| 8/8/2017 | 0.0098 (J) | |
| 1/25/2018 | <0.01 | |
| 6/27/2018 | <0.01 | |
| 1/31/2019 | 0.006 | |
| 6/26/2019 | 0.0062 | |
| 9/11/2019 | 0.0081 | |
| 3/12/2020 | 0.008 | |
| 9/15/2020 | 0.0073 | |
| 3/18/2021 | 0.0064 | |
| 8/19/2021 | 0.014 | |
| 3/10/2022 | 0.0037 (J) | |
| 8/18/2022 | 0.006 | |
| 2/16/2023 | 0.0059 | |
| 8/16/2023 | 0.0034 (J) | |
| 2/22/2024 | | 0.024 |
| 8/6/2024 | | 0.0049 (J) |
| 2/14/2025 | | 0.0076 |
| 8/14/2025 | | <0.01 |

ND substitution: RL or RL/2 if <15% NDs.

# Mann-Whitney (Wilcoxon Rank Sum)

Constituent: Zinc (mg/L) Analysis Run 3/31/2026 5:08 AM View: Mann-Whitney

Plant Wansley Client: Southern Company Data: Wansley Landfill

| | GWC-25 | GWC-25 |
|---|---|---|
| 9/17/2011 | 0.0028 | |
| 10/31/2011 | 0.003 | |
| 12/14/2011 | 0.0029 | |
| 2/7/2012 | 0.0092 | |
| 7/17/2012 | 0.01 | |
| 7/24/2013 | 0.033 | |
| 1/23/2014 | 0.015 | |
| 7/8/2014 | 0.011 | |
| 1/21/2015 | 0.0057 | |
| 7/30/2015 | 0.0072 | |
| 1/21/2016 | 0.017 | |
| 7/27/2016 | 0.0076 (J) | |
| 1/24/2017 | 0.0085 (J) | |
| 8/3/2017 | <0.01 | |
| 1/25/2018 | 0.009 (J) | |
| 6/27/2018 | 0.0086 (J) | |
| 1/24/2019 | 0.013 | |
| 6/25/2019 | 0.01 | |
| 9/11/2019 | 0.037 | |
| 3/12/2020 | 0.0089 | |
| 9/14/2020 | 0.024 | |
| 3/17/2021 | 0.0088 | |
| 8/19/2021 | 0.0076 | |
| 3/8/2022 | <0.01 | |
| 8/10/2022 | 0.02 | |
| 2/21/2023 | 0.0069 | |
| 8/15/2023 | 0.0098 | |
| 2/21/2024 | | 0.0042 (J) |
| 8/1/2024 | | 0.0033 (J) |
| 2/14/2025 | | 0.0052 |
| 8/13/2025 | | <0.01 |

ND substitution: RL or RL/2 if <15% NDs.

# Mann-Whitney (Wilcoxon Rank Sum)

Constituent: Zinc (mg/L) Analysis Run 3/31/2026 5:08 AM View: Mann-Whitney

Plant Wansley Client: Southern Company Data: Wansley Landfill

| | GWC-26 | GWC-26 |
|---|---|---|
| 9/17/2011 | 0.0061 | |
| 10/29/2011 | 0.0038 | |
| 12/14/2011 | 0.0033 | |
| 2/7/2012 | 0.0036 | |
| 7/17/2012 | 0.0028 | |
| 1/24/2013 | <0.01 | |
| 7/24/2013 | <0.01 | |
| 1/23/2014 | 0.019 | |
| 7/8/2014 | 0.0048 | |
| 1/21/2015 | 0.0022 (J) | |
| 7/31/2015 | <0.01 | |
| 1/25/2016 | 0.0035 | |
| 7/26/2016 | <0.01 | |
| 1/19/2017 | 0.015 (J) | |
| 8/3/2017 | <0.01 | |
| 1/22/2018 | <0.01 | |
| 6/27/2018 | <0.01 | |
| 1/24/2019 | <0.01 | |
| 6/25/2019 | 0.0045 (J) | |
| 9/12/2019 | 0.0059 | |
| 3/13/2020 | 0.0087 | |
| 9/15/2020 | 0.0042 (J) | |
| 3/17/2021 | <0.01 | |
| 8/19/2021 | 0.0049 (J) | |
| 3/9/2022 | <0.01 | |
| 8/10/2022 | 0.0053 | |
| 2/21/2023 | <0.01 | |
| 8/16/2023 | <0.01 | |
| 2/20/2024 | | <0.01 |
| 8/2/2024 | | <0.01 |
| 2/13/2025 | | <0.01 |
| 8/13/2025 | | <0.01 |

ND substitution: RL or RL/2 if <15% NDs.

# Mann-Whitney (Wilcoxon Rank Sum)

Constituent: Zinc (mg/L) Analysis Run 3/31/2026 5:08 AM View: Mann-Whitney

Plant Wansley Client: Southern Company Data: Wansley Landfill

| | GWC-27 | GWC-27 |
|---|---|---|
| 9/17/2011 | 0.0044 | |
| 10/29/2011 | 0.0049 | |
| 12/14/2011 | 0.0057 | |
| 1/25/2012 | 0.0051 | |
| 7/17/2012 | 0.015 | |
| 1/24/2013 | 0.0041 | |
| 7/24/2013 | 0.0036 | |
| 1/23/2014 | 0.02 | |
| 7/8/2014 | 0.0032 | |
| 1/21/2015 | 0.0039 | |
| 7/30/2015 | 0.0033 | |
| 1/22/2016 | 0.012 | |
| 7/26/2016 | <0.01 | |
| 1/20/2017 | <0.01 | |
| 8/3/2017 | <0.01 | |
| 1/19/2018 | <0.01 | |
| 6/27/2018 | <0.01 | |
| 1/24/2019 | 0.0041 (J) | |
| 6/26/2019 | <0.01 | |
| 9/12/2019 | 0.0079 | |
| 3/12/2020 | 0.0051 | |
| 9/9/2020 | 0.0079 | |
| 3/18/2021 | <0.01 | |
| 8/23/2021 | <0.01 | |
| 3/8/2022 | <0.01 | |
| 8/10/2022 | 0.0071 | |
| 2/20/2023 | <0.01 | |
| 8/15/2023 | <0.01 | |
| 2/20/2024 | | <0.01 |
| 7/30/2024 | | <0.01 |
| 2/11/2025 | | <0.01 |
| 8/13/2025 | | <0.01 |

ND substitution: RL or RL/2 if <15% NDs.

# Mann-Whitney (Wilcoxon Rank Sum)

Constituent: Zinc (mg/L) Analysis Run 3/31/2026 5:08 AM View: Mann-Whitney

Plant Wansley Client: Southern Company Data: Wansley Landfill

| | GWC-30 | GWC-30 |
|---|---|---|
| 9/15/2011 | <0.01 | |
| 10/28/2011 | 0.0062 | |
| 12/13/2011 | 0.003 | |
| 2/8/2012 | 0.009 | |
| 7/18/2012 | <0.01 | |
| 1/24/2013 | 0.0066 | |
| 7/24/2013 | <0.01 | |
| 1/23/2014 | 0.0028 | |
| 7/1/2014 | 0.0014 (J) | |
| 1/20/2015 | <0.01 | |
| 7/30/2015 | <0.01 | |
| 1/19/2016 | <0.01 | |
| 7/21/2016 | <0.01 | |
| 1/24/2017 | <0.01 | |
| 8/4/2017 | <0.01 | |
| 1/24/2018 | <0.01 | |
| 6/21/2018 | <0.01 | |
| 1/30/2019 | <0.01 | |
| 6/27/2019 | <0.01 | |
| 9/10/2019 | 0.019 | |
| 3/11/2020 | 0.022 | |
| 9/10/2020 | <0.01 | |
| 3/18/2021 | 0.078 (O) | |
| 8/23/2021 | <0.01 | |
| 3/2/2022 | <0.01 | |
| 8/10/2022 | <0.01 | |
| 2/14/2023 | <0.01 | |
| 8/16/2023 | <0.01 | |
| 2/21/2024 | | <0.01 |
| 8/5/2024 | | <0.01 |
| 2/13/2025 | | <0.01 |
| 8/14/2025 | | <0.01 |

ND substitution: RL or RL/2 if <15% NDs.

# Mann-Whitney (Wilcoxon Rank Sum)

Constituent: Zinc (mg/L) Analysis Run 3/31/2026 5:08 AM View: Mann-Whitney

Plant Wansley Client: Southern Company Data: Wansley Landfill

| | GWC-31 | GWC-31 |
|---|---|---|
| 9/17/2011 | 0.02 | |
| 10/31/2011 | 0.028 | |
| 2/7/2012 | 0.0091 | |
| 1/23/2013 | 0.014 | |
| 1/23/2014 | 0.012 | |
| 7/1/2014 | 0.015 | |
| 1/21/2015 | 0.0081 | |
| 1/25/2016 | 0.0067 | |
| 7/27/2016 | 0.014 (J) | |
| 1/25/2017 | <0.01 | |
| 8/4/2017 | 0.033 | |
| 1/23/2018 | 0.026 | |
| 6/27/2018 | 0.012 (J) | |
| 1/31/2019 | 0.008 | |
| 6/26/2019 | 0.011 | |
| 9/11/2019 | 0.081 | |
| 3/17/2020 | 0.044 | |
| 9/11/2020 | 0.0094 | |
| 3/16/2021 | 0.014 | |
| 8/25/2021 | 0.0074 | |
| 3/10/2022 | 0.0066 | |
| 8/16/2022 | 0.016 | |
| 2/22/2023 | 0.011 | |
| 8/16/2023 | 0.022 | |
| 2/21/2024 | | 0.0041 (J) |
| 8/2/2024 | | 0.038 |
| 2/18/2025 | | 0.012 |
| 8/15/2025 | | <0.01 |

ND substitution: RL or RL/2 if <15% NDs.

# Mann-Whitney (Wilcoxon Rank Sum)

Constituent: Zinc (mg/L) Analysis Run 3/31/2026 5:08 AM View: Mann-Whitney

Plant Wansley Client: Southern Company Data: Wansley Landfill

| | GWC-32 | GWC-32 |
|---|---|---|
| 9/15/2011 | 0.11 | |
| 10/31/2011 | 0.099 | |
| 12/13/2011 | 0.11 | |
| 2/1/2012 | 0.1 | |
| 7/17/2012 | 0.084 | |
| 1/23/2013 | 0.06 | |
| 7/24/2013 | 0.073 | |
| 1/23/2014 | 0.038 | |
| 7/1/2014 | 0.054 | |
| 1/20/2015 | 0.033 | |
| 7/30/2015 | 0.029 | |
| 1/25/2016 | 0.037 | |
| 7/22/2016 | 0.078 | |
| 1/26/2017 | 0.07 | |
| 8/3/2017 | 0.059 | |
| 1/23/2018 | 0.065 | |
| 6/26/2018 | 0.047 | |
| 1/30/2019 | 0.053 | |
| 6/27/2019 | 0.082 | |
| 9/12/2019 | 0.098 | |
| 3/18/2020 | 0.13 | |
| 9/15/2020 | 0.07 | |
| 3/17/2021 | 0.081 | |
| 8/24/2021 | 0.022 | |
| 3/9/2022 | 0.024 | |
| 8/10/2022 | 0.017 | |
| 2/15/2023 | 0.024 | |
| 8/15/2023 | 0.019 | |
| 2/20/2024 | | 0.028 |
| 8/6/2024 | | 0.023 |
| 2/19/2025 | | 0.025 |
| 8/14/2025 | | 0.034 |

# Mann-Whitney (Wilcoxon Rank Sum)

Constituent: Zinc (mg/L) Analysis Run 3/31/2026 5:08 AM View: Mann-Whitney

Plant Wansley Client: Southern Company Data: Wansley Landfill

| | GWC-33 | GWC-33 |
|---|---|---|
| 9/16/2011 | 0.0033 | |
| 10/30/2011 | 0.0071 | |
| 12/13/2011 | 0.0062 | |
| 2/1/2012 | 0.0033 | |
| 7/17/2012 | 0.0083 | |
| 1/23/2013 | 0.0038 | |
| 7/17/2013 | 0.0059 | |
| 1/23/2014 | 0.008 | |
| 1/20/2015 | 0.0058 | |
| 7/29/2015 | 0.0049 | |
| 1/25/2016 | 0.0046 | |
| 7/22/2016 | <0.01 | |
| 1/25/2017 | <0.01 | |
| 8/4/2017 | <0.01 | |
| 1/23/2018 | <0.01 | |
| 6/26/2018 | <0.01 | |
| 1/30/2019 | 0.0096 | |
| 6/26/2019 | 0.0056 | |
| 9/12/2019 | 0.01 | |
| 3/12/2020 | 0.0061 | |
| 9/16/2020 | 0.012 | |
| 3/18/2021 | <0.01 | |
| 8/24/2021 | <0.01 | |
| 3/9/2022 | 0.12 (O) | |
| 5/4/2022 | 0.022 | |
| 8/15/2022 | 0.018 | |
| 2/20/2023 | 0.0038 (J) | |
| 8/15/2023 | <0.01 | |
| 2/20/2024 | | <0.01 |
| 7/31/2024 | | <0.01 |
| 2/19/2025 | | 0.0032 (J) |
| 8/19/2025 | | <0.01 |

ND substitution: RL or RL/2 if <15% NDs.

# Mann-Whitney (Wilcoxon Rank Sum)

Constituent: Zinc (mg/L) Analysis Run 3/31/2026 5:08 AM View: Mann-Whitney

Plant Wansley Client: Southern Company Data: Wansley Landfill

| | GWC-34 | GWC-34 |
|---|---|---|
| 9/16/2011 | 0.0029 | |
| 10/31/2011 | <0.01 | |
| 12/12/2011 | 0.0027 | |
| 2/1/2012 | <0.01 | |
| 7/16/2012 | <0.01 | |
| 1/22/2013 | <0.01 | |
| 7/17/2013 | <0.01 | |
| 1/23/2014 | 0.0034 | |
| 6/25/2014 | 0.00083 (J) | |
| 1/14/2015 | 0.0014 (J) | |
| 7/29/2015 | <0.01 | |
| 1/21/2016 | <0.01 | |
| 7/21/2016 | <0.01 | |
| 1/25/2017 | <0.01 | |
| 8/3/2017 | <0.01 | |
| 1/23/2018 | <0.01 | |
| 6/20/2018 | <0.01 | |
| 1/28/2019 | 0.0031 (J) | |
| 6/26/2019 | <0.01 | |
| 9/11/2019 | 0.0068 | |
| 3/11/2020 | 0.0032 (J) | |
| 9/11/2020 | <0.01 | |
| 3/16/2021 | <0.01 | |
| 8/24/2021 | <0.01 | |
| 3/2/2022 | <0.01 | |
| 8/10/2022 | 0.0049 (J) | |
| 2/20/2023 | <0.01 | |
| 8/16/2023 | <0.01 | |
| 2/22/2024 | | <0.01 |
| 8/5/2024 | | <0.01 |
| 2/13/2025 | | <0.01 |
| 8/14/2025 | | <0.01 |

ND substitution: RL or RL/2 if <15% NDs.

# Mann-Whitney (Wilcoxon Rank Sum)

Constituent: Zinc (mg/L) Analysis Run 3/31/2026 5:08 AM View: Mann-Whitney

Plant Wansley Client: Southern Company Data: Wansley Landfill

| | GWC-35 | GWC-35 |
|---|---|---|
| 9/16/2011 | 0.006 | |
| 10/31/2011 | 0.0055 | |
| 12/12/2011 | 0.006 | |
| 2/1/2012 | 0.0046 | |
| 7/16/2012 | 0.0038 | |
| 1/22/2013 | 0.0028 | |
| 7/2/2013 | 0.0025 | |
| 1/21/2014 | 0.0036 | |
| 6/25/2014 | 0.0021 (J) | |
| 1/14/2015 | 0.0022 (J) | |
| 7/28/2015 | 0.0016 (J) | |
| 1/21/2016 | 0.0016 (J) | |
| 7/21/2016 | <0.01 | |
| 1/26/2017 | <0.01 | |
| 8/3/2017 | <0.01 | |
| 1/23/2018 | <0.01 | |
| 6/19/2018 | <0.01 | |
| 1/21/2019 | <0.01 | |
| 6/26/2019 | <0.01 | |
| 9/12/2019 | 0.0045 (J) | |
| 3/11/2020 | 0.0034 (J) | |
| 9/11/2020 | <0.01 | |
| 3/16/2021 | <0.01 | |
| 8/18/2021 | <0.01 | |
| 3/2/2022 | <0.01 | |
| 8/15/2022 | 0.014 | |
| 2/20/2023 | <0.01 | |
| 8/16/2023 | <0.01 | |
| 2/22/2024 | | <0.01 |
| 8/5/2024 | | 0.0031 (J) |
| 2/18/2025 | | 0.0032 (J) |
| 8/14/2025 | | <0.01 |

ND substitution: RL or RL/2 if <15% NDs.

# FIGURE E.

# Seasonality Summary Table - Significant Results

Plant Wansley Client: Southern Company Data: Wansley Landfill Printed 3/26/2026, 2:01 PM

| Constituent | Well | Sig. | K.-W. | Chi-Sq. | df | N | Alpha |
|---|---|---|---|---|---|---|---|
| **Barium (mg/L)** | **GWC-9** | **Yes** | **14.78** | **3.841** | **1** | **37** | **0.05** |
| **Barium (mg/L)** | **GWC-19** | **Yes** | **18.25** | **3.841** | **1** | **38** | **0.05** |
| **Cobalt (mg/L)** | **GWC-7** | **Yes** | **8.645** | **3.841** | **1** | **17** | **0.05** |
| **Cobalt (mg/L)** | **GWC-8** | **Yes** | **6.176** | **3.841** | **1** | **36** | **0.05** |
| **Cobalt (mg/L)** | **GWC-9** | **Yes** | **5.061** | **3.841** | **1** | **37** | **0.05** |
| **Nickel (mg/L)** | **GWC-8** | **Yes** | **5.874** | **3.841** | **1** | **31** | **0.05** |

# Seasonality Summary Table - All Results

Plant Wansley Client: Southern Company Data: Wansley Landfill Printed 3/26/2026, 2:01 PM

| Constituent | Well | Sig. | K.-W. | Chi-Sq. | df | N | Alpha |
|---|---|---|---|---|---|---|---|
| **Barium (mg/L)** | **GWC-9** | **Yes** | **14.78** | **3.841** | **1** | **37** | **0.05** |
| **Barium (mg/L)** | **GWC-19** | **Yes** | **18.25** | **3.841** | **1** | **38** | **0.05** |
| **Cobalt (mg/L)** | **GWC-7** | **Yes** | **8.645** | **3.841** | **1** | **17** | **0.05** |
| **Cobalt (mg/L)** | **GWC-8** | **Yes** | **6.176** | **3.841** | **1** | **36** | **0.05** |
| **Cobalt (mg/L)** | **GWC-9** | **Yes** | **5.061** | **3.841** | **1** | **37** | **0.05** |
| **Nickel (mg/L)** | **GWC-8** | **Yes** | **5.874** | **3.841** | **1** | **31** | **0.05** |
| Sulfate (mg/L) | GWC-9 | No | 3.505 | 3.841 | 1 | 27 | 0.05 |

## Seasonality: GWC-9

For the selected data, the Kruskal-Wallis test indicates SEASONALITYat the 5% significance level. Because the calculated Kruskal-Wallis statistic is greater than the Chi-squared value, we conclude that at least one season has a significantly different median concentration of this constituent than any other season.
Calculated Kruskal-Wallis statistic = 14.78
Tabulated Chi-Squared value = 3.841 with 1 degrees of freedom at the 5% significance level.
There were 9 groups of ties in the data, consequently the Kruskal-Wallis statistic (H) was adjusted. The adjusted statistic (H') was utilized to determine if the medians were equal.
Kruskal-Wallis statistic (H) = 14.66
Adjusted Kruskal-Wallis statistic (H') = 14.78

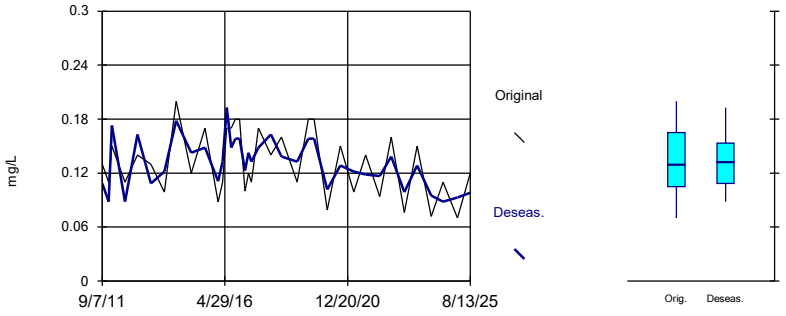


Constituent: Barium Analysis Run 3/26/2026 2:00 PM View: Seasonality
Plant Wansley Client: Southern Company Data: Wansley Landfill



## Seasonality: GWC-19

For the selected data, the Kruskal-Wallis test indicates SEASONALITYat the 5% significance level. Because the calculated Kruskal-Wallis statistic is greater than the Chi-squared value, we conclude that at least one season has a significantly different median concentration of this constituent than any other season.
Calculated Kruskal-Wallis statistic = 18.25
Tabulated Chi-Squared value = 3.841 with 1 degrees of freedom at the 5% significance level.
There were 3 groups of ties in the data, consequently the Kruskal-Wallis statistic (H) was adjusted. The adjusted statistic (H') was utilized to determine if the medians were equal.
Kruskal-Wallis statistic (H) = 18.22
Adjusted Kruskal-Wallis statistic (H') = 18.25

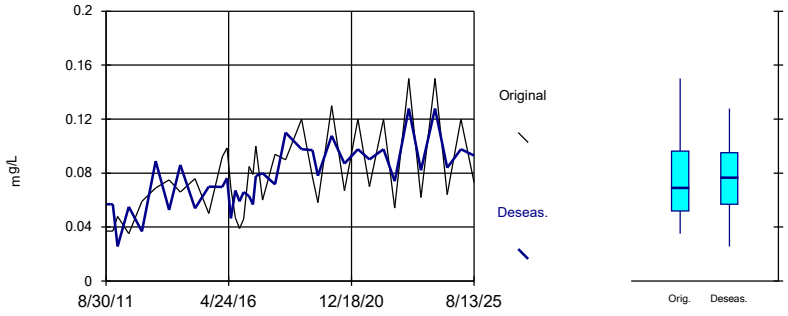


Constituent: Barium Analysis Run 3/26/2026 2:00 PM View: Seasonality
Plant Wansley Client: Southern Company Data: Wansley Landfill



## Seasonality: GWC-7

For the selected data, the Kruskal-Wallis test indicates SEASONALITYat the 5% significance level. Because the calculated Kruskal-Wallis statistic is greater than the Chi-squared value, we conclude that at least one season has a significantly different median concentration of this constituent than any other season.
Calculated Kruskal-Wallis statistic = 8.645
Tabulated Chi-Squared value = 3.841 with 1 degrees of freedom at the 5% significance level.
There were 3 groups of ties in the data, consequently the Kruskal-Wallis statistic (H) was adjusted. The adjusted statistic (H') was utilized to determine if the medians were equal.
Kruskal-Wallis statistic (H) = 8.613
Adjusted Kruskal-Wallis statistic (H') = 8.645

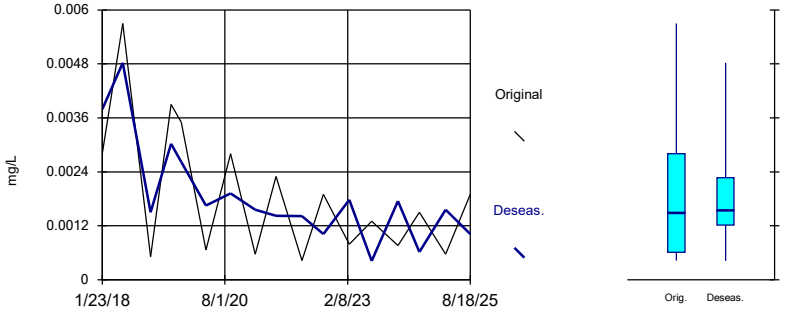


Constituent: Cobalt Analysis Run 3/26/2026 2:00 PM View: Seasonality
Plant Wansley Client: Southern Company Data: Wansley Landfill



## Seasonality: GWC-8

For the selected data, the Kruskal-Wallis test indicates SEASONALITYat the 5% significance level. Because the calculated Kruskal-Wallis statistic is greater than the Chi-squared value, we conclude that at least one season has a significantly different median concentration of this constituent than any other season.
Calculated Kruskal-Wallis statistic = 6.176
Tabulated Chi-Squared value = 3.841 with 1 degrees of freedom at the 5% significance level.
There were 7 groups of ties in the data, consequently the Kruskal-Wallis statistic (H) was adjusted. The adjusted statistic (H') was utilized to determine if the medians were equal.
Kruskal-Wallis statistic (H) = 6.168
Adjusted Kruskal-Wallis statistic (H') = 6.176

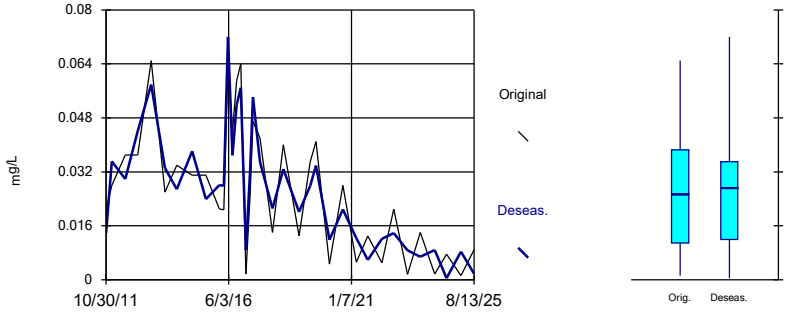


Constituent: Cobalt Analysis Run 3/26/2026 2:00 PM View: Seasonality
Plant Wansley Client: Southern Company Data: Wansley Landfill

Sanitas™ v.10.1.06 Software licensed to Groundwater Stats Consulting. UG  Season cut dates: 1/1, 6/1

## Seasonality: GWC-9

For the selected data, the Kruskal-Wallis test indicates SEASONALITYat the 5% significance level. Because the calculated Kruskal-Wallis statistic is greater than the Chi-squared value, we conclude that at least one season has a significantly different median concentration of this constituent than any other season.
Calculated Kruskal-Wallis statistic = 5.061
Tabulated Chi-Squared value = 3.841 with 1 degrees of freedom at the 5% significance level.
There were 5 groups of ties in the data, consequently the Kruskal-Wallis statistic (H) was adjusted. The adjusted statistic (H') was utilized to determine if the medians were equal.
Kruskal-Wallis statistic (H) = 5.056
Adjusted Kruskal-Wallis statistic (H') = 5.061

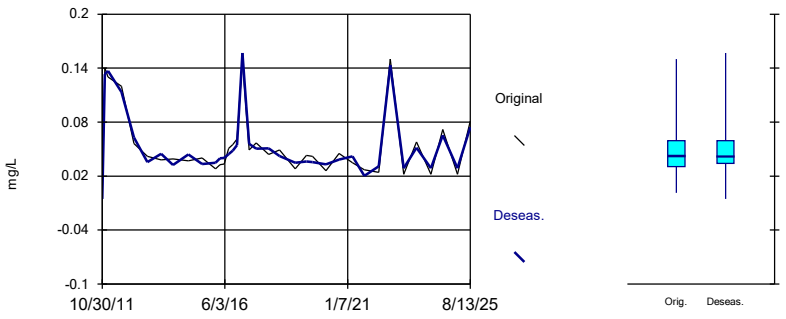


Constituent: Cobalt  Analysis Run 3/26/2026 2:00 PM  View: Seasonality
Plant Wansley  Client: Southern Company  Data: Wansley Landfill

Sanitas™ v.10.1.06 Software licensed to Groundwater Stats Consulting. UG  Season cut dates: 1/1, 6/1

## Seasonality: GWC-8

For the selected data, the Kruskal-Wallis test indicates SEASONALITYat the 5% significance level. Because the calculated Kruskal-Wallis statistic is greater than the Chi-squared value, we conclude that at least one season has a significantly different median concentration of this constituent than any other season.
Calculated Kruskal-Wallis statistic = 5.874
Tabulated Chi-Squared value = 3.841 with 1 degrees of freedom at the 5% significance level.
There were 4 groups of ties in the data, consequently the Kruskal-Wallis statistic (H) was adjusted. The adjusted statistic (H') was utilized to determine if the medians were equal.
Kruskal-Wallis statistic (H) = 5.767
Adjusted Kruskal-Wallis statistic (H') = 5.874

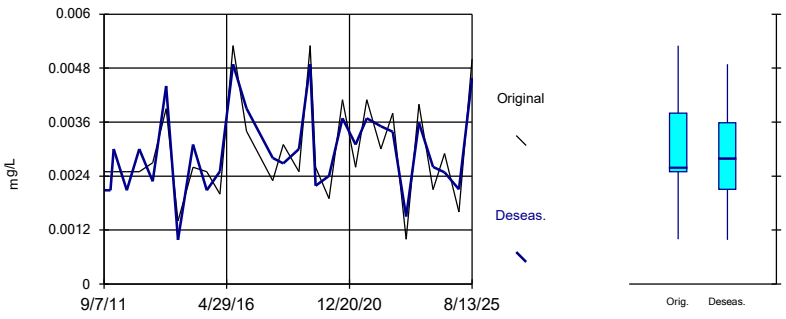


Constituent: Nickel  Analysis Run 3/26/2026 2:00 PM  View: Seasonality
Plant Wansley  Client: Southern Company  Data: Wansley Landfill

Sanitas™ v.10.1.06 Software licensed to Groundwater Stats Consulting. UG  Season cut dates: 1/1, 6/1

## Seasonality: GWC-9

For the selected data, the Kruskal-Wallis test indicates NO SEASONALITYat the 5% significance level. Because the calculated Kruskal-Wallis statistic is less than or equal to the Chi-squared value, we conclude that no season has a significantly different median concentration of this constituent than any other season.
Calculated Kruskal-Wallis statistic = 3.505
Tabulated Chi-Squared value = 3.841 with 1 degrees of freedom at the 5% significance level.
There were 5 groups of ties in the data, consequently the Kruskal-Wallis statistic (H) was adjusted. The adjusted statistic (H') was utilized to determine if the medians were equal.
Kruskal-Wallis statistic (H) = 3.49
Adjusted Kruskal-Wallis statistic (H') = 3.505

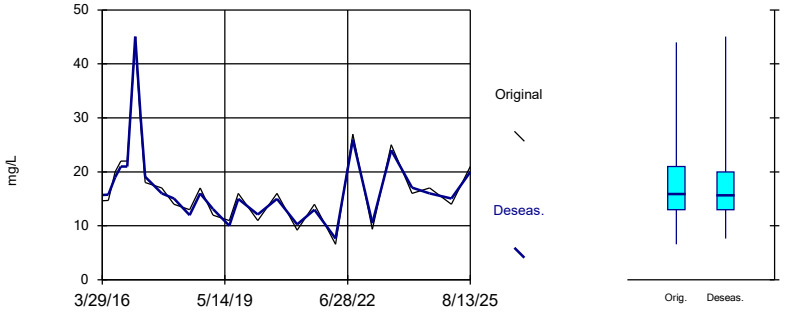


Constituent: Sulfate  Analysis Run 3/26/2026 2:00 PM  View: Seasonality
Plant Wansley  Client: Southern Company  Data: Wansley Landfill

# Seasonality

Constituent: Barium (mg/L) Analysis Run 3/26/2026 2:01 PM View: Seasonality

Plant Wansley Client: Southern Company Data: Wansley Landfill

| | GWC-9 | Deseas. |
|---|---|---|
| 9/7/2011 | 0.13 | 0.1084 |
| 10/30/2011 | 0.02 (o) | |
| 12/4/2011 | 0.11 | 0.08837 |
| 1/19/2012 | 0.15 | 0.1728 |
| 7/18/2012 | 0.11 | 0.08837 |
| 1/8/2013 | 0.14 | 0.1628 |
| 7/9/2013 | 0.13 | 0.1084 |
| 1/14/2014 | 0.099 | 0.1218 |
| 6/24/2014 | 0.2 | 0.1784 |
| 1/20/2015 | 0.12 | 0.1428 |
| 7/27/2015 | 0.17 | 0.1484 |
| 1/26/2016 | 0.088 | 0.1108 |
| 3/29/2016 | 0.11 | 0.1328 |
| 5/24/2016 | 0.17 | 0.1928 |
| 7/25/2016 | 0.17 | 0.1484 |
| 9/19/2016 | 0.18 | 0.1584 |
| 11/16/2016 | 0.18 | 0.1584 |
| 1/31/2017 | 0.1 | 0.1228 |
| 3/23/2017 | 0.12 | 0.1428 |
| 5/2/2017 | 0.11 | 0.1328 |
| 8/7/2017 | 0.17 | 0.1484 |
| 1/24/2018 | 0.14 | 0.1628 |
| 6/21/2018 | 0.16 | 0.1384 |
| 1/22/2019 | 0.11 | 0.1328 |
| 6/25/2019 | 0.18 | 0.1584 |
| 9/16/2019 | 0.18 | 0.1584 |
| 3/16/2020 | 0.079 | 0.1018 |
| 9/11/2020 | 0.15 | 0.1284 |
| 3/16/2021 | 0.099 | 0.1218 |
| 8/25/2021 | 0.14 | 0.1184 |
| 3/9/2022 | 0.094 | 0.1168 |
| 8/16/2022 | 0.16 | 0.1384 |
| 2/15/2023 | 0.076 | 0.09883 |
| 8/9/2023 | 0.15 | 0.1284 |
| 2/19/2024 | 0.072 | 0.09483 |
| 7/31/2024 | 0.11 | 0.08837 |
| 2/18/2025 | 0.07 | 0.09283 |
| 8/13/2025 | 0.12 | 0.09837 |

# Seasonality

Constituent: Barium (mg/L) Analysis Run 3/26/2026 2:01 PM View: Seasonality

Plant Wansley Client: Southern Company Data: Wansley Landfill

| | GWC-19 | Deseas. |
|---|---|---|
| 8/30/2011 | 0.037 | 0.05703 |
| 10/26/2011 | 0.037 | 0.05703 |
| 12/3/2011 | 0.037 | 0.05703 |
| 2/8/2012 | 0.048 | 0.02575 |
| 7/11/2012 | 0.035 | 0.05503 |
| 1/8/2013 | 0.059 | 0.03675 |
| 7/16/2013 | 0.069 | 0.08903 |
| 1/21/2014 | 0.075 | 0.05275 |
| 6/24/2014 | 0.066 | 0.08603 |
| 1/13/2015 | 0.076 | 0.05375 |
| 7/23/2015 | 0.05 | 0.07003 |
| 1/27/2016 | 0.092 | 0.06975 |
| 3/30/2016 | 0.0986 | 0.07635 |
| 5/26/2016 | 0.0687 | 0.04645 |
| 7/25/2016 | 0.047 | 0.06703 |
| 9/19/2016 | 0.039 | 0.05903 |
| 11/17/2016 | 0.046 | 0.06603 |
| 2/2/2017 | 0.085 | 0.06275 |
| 3/24/2017 | 0.079 | 0.05675 |
| 5/3/2017 | 0.1 | 0.07775 |
| 8/7/2017 | 0.06 | 0.08003 |
| 1/25/2018 | 0.094 | 0.07175 |
| 6/21/2018 | 0.09 | 0.11 |
| 1/28/2019 | 0.12 | 0.09775 |
| 6/26/2019 | 0.077 | 0.09703 |
| 9/12/2019 | 0.058 | 0.07803 |
| 3/18/2020 | 0.13 | 0.1077 |
| 9/15/2020 | 0.067 | 0.08703 |
| 3/17/2021 | 0.12 | 0.09775 |
| 8/24/2021 | 0.07 | 0.09003 |
| 3/8/2022 | 0.12 | 0.09775 |
| 8/11/2022 | 0.054 | 0.07403 |
| 2/21/2023 | 0.15 | 0.1277 |
| 8/9/2023 | 0.062 | 0.08203 |
| 2/21/2024 | 0.15 | 0.1277 |
| 8/6/2024 | 0.064 | 0.08403 |
| 2/14/2025 | 0.12 | 0.09775 |
| 8/13/2025 | 0.073 | 0.09303 |

# Seasonality

Constituent: Cobalt (mg/L) Analysis Run 3/26/2026 2:01 PM View: Seasonality

Plant Wansley Client: Southern Company Data: Wansley Landfill

| | GWC-7 | Deseas. |
|---|---|---|
| 9/7/2011 | <0.0025 | |
| 10/30/2011 | <0.0025 | |
| 12/5/2011 | <0.0025 | |
| 1/25/2012 | <0.0025 | |
| 7/18/2012 | 0.017 | |
| 1/7/2013 | 0.03 | |
| 7/9/2013 | 0.028 | |
| 1/14/2014 | 0.021 | |
| 6/24/2014 | 0.011 | |
| 1/20/2015 | 0.0088 | |
| 7/27/2015 | 0.0061 | |
| 1/26/2016 | 0.002 | |
| 3/29/2016 | 0.00652 (J) | |
| 5/24/2016 | 0.00462 (J) | |
| 7/22/2016 | 0.0042 | |
| 9/15/2016 | 0.0036 | |
| 11/16/2016 | 0.0044 | |
| 1/26/2017 | 0.00091 (J) | |
| 3/22/2017 | 0.0016 (J) | |
| 5/2/2017 | 0.011 | |
| 8/4/2017 | 0.0033 | |
| 1/23/2018 | 0.0028 | 0.00379 |
| 6/25/2018 | 0.0057 | 0.00482 |
| 1/21/2019 | 0.00051 (J) | 0.0015 (J) |
| 6/25/2019 | 0.0039 | 0.00302 |
| 9/10/2019 | 0.0035 | 0.00262 |
| 3/12/2020 | 0.00066 (J) | 0.00165 (J) |
| 9/14/2020 | 0.0028 | 0.00192 |
| 3/16/2021 | 0.00057 (J) | 0.00156 (J) |
| 8/19/2021 | 0.0023 (J) | 0.00142 (J) |
| 3/2/2022 | 0.00043 (J) | 0.00142 (J) |
| 8/11/2022 | 0.0019 (J) | 0.00102 (J) |
| 2/21/2023 | 0.00079 (J) | 0.00178 (J) |
| 8/9/2023 | 0.0013 (J) | 0.0004203 (J) |
| 2/21/2024 | 0.00076 (J) | 0.00175 (J) |
| 8/1/2024 | 0.0015 (J) | 0.0006203 (J) |
| 2/13/2025 | 0.00057 (J) | 0.00156 (J) |
| 8/18/2025 | 0.0019 (J) | 0.00102 (J) |

# Seasonality

Constituent: Cobalt (mg/L) Analysis Run 3/26/2026 2:01 PM View: Seasonality

Plant Wansley Client: Southern Company Data: Wansley Landfill

| | GWC-8 | Deseas. |
|---|---|---|
| 9/7/2011 | 0.14 (O) | |
| 10/30/2011 | 0.021 | 0.01387 |
| 12/5/2011 | 0.17 (O) | |
| 1/19/2012 | 0.028 | 0.03513 |
| 7/18/2012 | 0.037 | 0.02987 |
| 1/7/2013 | 0.037 | 0.04413 |
| 7/9/2013 | 0.065 | 0.05787 |
| 1/14/2014 | 0.026 | 0.03313 |
| 6/24/2014 | 0.034 | 0.02687 |
| 1/20/2015 | 0.031 | 0.03813 |
| 7/27/2015 | 0.031 | 0.02387 |
| 1/26/2016 | 0.021 | 0.02813 |
| 3/29/2016 | 0.0208 | 0.02793 |
| 5/24/2016 | 0.0649 | 0.07203 |
| 7/26/2016 | 0.044 | 0.03687 |
| 9/19/2016 | 0.059 | 0.05187 |
| 11/16/2016 | 0.064 | 0.05687 |
| 1/26/2017 | 0.0017 (J) | 0.008831 (J) |
| 3/23/2017 | 0.025 | 0.03213 |
| 5/3/2017 | 0.047 | 0.05413 |
| 8/7/2017 | 0.042 | 0.03487 |
| 1/24/2018 | 0.014 | 0.02113 |
| 6/21/2018 | 0.04 | 0.03287 |
| 1/22/2019 | 0.013 | 0.02013 |
| 6/25/2019 | 0.035 | 0.02787 |
| 9/10/2019 | 0.041 | 0.03387 |
| 3/12/2020 | 0.0047 | 0.01183 |
| 9/14/2020 | 0.028 | 0.02087 |
| 3/16/2021 | 0.0052 | 0.01233 |
| 8/20/2021 | 0.013 | 0.005869 |
| 3/2/2022 | 0.005 | 0.01213 |
| 8/11/2022 | 0.021 | 0.01387 |
| 2/15/2023 | 0.0016 (J) | 0.008731 (J) |
| 8/9/2023 | 0.014 | 0.006869 |
| 2/21/2024 | 0.0017 (J) | 0.008831 (J) |
| 7/30/2024 | 0.0076 | 0.0004694 |
| 2/13/2025 | 0.0012 (J) | 0.008331 (J) |
| 8/13/2025 | 0.0089 | 0.001769 |

# Seasonality

Constituent: Cobalt (mg/L) Analysis Run 3/26/2026 2:01 PM View: Seasonality

Plant Wansley Client: Southern Company Data: Wansley Landfill

| | GWC-9 | Deseas. |
|---|---|---|
| 9/7/2011 | 0.27 (O) | |
| 10/30/2011 | <0.0025 | -0.005326 |
| 12/4/2011 | 0.14 | 0.1334 |
| 1/19/2012 | 0.13 | 0.1369 |
| 7/18/2012 | 0.12 | 0.1134 |
| 1/8/2013 | 0.056 | 0.06294 |
| 7/9/2013 | 0.042 | 0.03542 |
| 1/14/2014 | 0.038 | 0.04494 |
| 6/24/2014 | 0.039 | 0.03242 |
| 1/20/2015 | 0.037 | 0.04394 |
| 7/27/2015 | 0.04 | 0.03342 |
| 1/26/2016 | 0.028 | 0.03494 |
| 3/29/2016 | 0.0328 | 0.03974 |
| 5/24/2016 | 0.0334 | 0.04034 |
| 7/25/2016 | 0.051 | 0.04442 |
| 9/19/2016 | 0.055 | 0.04842 |
| 11/16/2016 | 0.061 | 0.05442 |
| 1/31/2017 | 0.15 | 0.1569 |
| 3/23/2017 | 0.091 | 0.09794 |
| 5/2/2017 | 0.049 | 0.05594 |
| 8/7/2017 | 0.057 | 0.05042 |
| 1/24/2018 | 0.044 | 0.05094 |
| 6/21/2018 | 0.049 | 0.04242 |
| 1/22/2019 | 0.028 | 0.03494 |
| 6/25/2019 | 0.043 | 0.03642 |
| 9/16/2019 | 0.042 | 0.03542 |
| 3/16/2020 | 0.026 | 0.03294 |
| 9/11/2020 | 0.045 | 0.03842 |
| 3/16/2021 | 0.035 | 0.04194 |
| 8/25/2021 | 0.027 | 0.02042 |
| 3/9/2022 | 0.024 | 0.03094 |
| 8/16/2022 | 0.15 | 0.1434 |
| 2/15/2023 | 0.022 | 0.02894 |
| 8/9/2023 | 0.058 | 0.05142 |
| 2/19/2024 | 0.022 | 0.02894 |
| 7/31/2024 | 0.072 | 0.06542 |
| 2/18/2025 | 0.022 | 0.02894 |
| 8/13/2025 | 0.081 | 0.07442 |

ND substitution: RL or RL/2 if <15% NDs.

# Seasonality

Constituent: Nickel (mg/L) Analysis Run 3/26/2026 2:01 PM View: Seasonality

Plant Wansley Client: Southern Company Data: Wansley Landfill

| | GWC-8 | Deseas. |
|---|---|---|
| 9/7/2011 | <0.0025 | 0.002085 |
| 10/30/2011 | <0.0025 | 0.002085 |
| 12/5/2011 | <0.0025 | 0.002085 |
| 1/19/2012 | <0.0025 | 0.003004 |
| 7/18/2012 | <0.0025 | 0.002085 |
| 1/7/2013 | 0.0025 | 0.003004 |
| 7/9/2013 | 0.0027 | 0.002285 |
| 1/14/2014 | 0.0039 | 0.004404 |
| 6/24/2014 | 0.0014 (J) | 0.0009846 (J) |
| 1/20/2015 | 0.0026 | 0.003104 |
| 7/27/2015 | <0.0025 | 0.002085 |
| 1/26/2016 | 0.002 (J) | 0.002504 (J) |
| 7/26/2016 | 0.0053 | 0.004885 |
| 1/26/2017 | 0.0034 | 0.003904 |
| 8/7/2017 | 0.011 (O) | |
| 1/24/2018 | 0.0023 (J) | 0.002804 (J) |
| 6/21/2018 | 0.0031 | 0.002685 |
| 1/22/2019 | 0.0025 | 0.003004 |
| 6/25/2019 | 0.0053 | 0.004885 |
| 9/10/2019 | 0.0026 | 0.002185 |
| 3/12/2020 | 0.0019 | 0.002404 |
| 9/14/2020 | 0.0041 | 0.003685 |
| 3/16/2021 | 0.0026 | 0.003104 |
| 8/20/2021 | 0.0041 | 0.003685 |
| 3/2/2022 | 0.003 | 0.003504 |
| 8/11/2022 | 0.0038 | 0.003385 |
| 2/15/2023 | 0.001 | 0.001504 |
| 8/9/2023 | 0.004 | 0.003585 |
| 2/21/2024 | 0.0021 | 0.002604 |
| 7/30/2024 | 0.0029 | 0.002485 |
| 2/13/2025 | 0.0016 | 0.002104 |
| 8/13/2025 | 0.005 | 0.004585 |

ND substitution: RL or RL/2 if <15% NDs.

# Seasonality

Constituent: Sulfate (mg/L) Analysis Run 3/26/2026 2:01 PM View: Seasonality

Plant Wansley Client: Southern Company Data: Wansley Landfill

| | GWC-9 | Deseas. |
|---|---|---|
| 3/29/2016 | 14.6203 | 15.7 |
| 5/24/2016 | 14.7 | 15.78 |
| 7/25/2016 | 20 | 19 |
| 9/19/2016 | 22 | 21 |
| 11/16/2016 | 22 | 21 |
| 1/31/2017 | 44 | 45.08 |
| 3/23/2017 | 29 | 30.08 |
| 5/2/2017 | 18 | 19.08 |
| 10/3/2017 | 17 | 16 |
| 1/24/2018 | 14 | 15.08 |
| 6/21/2018 | 13 | 12 |
| 9/26/2018 | 17 | 16 |
| 1/22/2019 | 12 | 13.08 |
| 6/25/2019 | 11 | 9.998 |
| 9/16/2019 | 16 | 15 |
| 3/16/2020 | 11 | 12.08 |
| 9/11/2020 | 16 | 15 |
| 3/16/2021 | 9.2 | 10.28 |
| 8/25/2021 | 14 | 13 |
| 3/9/2022 | 6.6 | 7.679 |
| 8/16/2022 | 27 | 26 |
| 2/15/2023 | 9.4 | 10.48 |
| 8/9/2023 | 25 | 24 |
| 2/19/2024 | 16 | 17.08 |
| 7/31/2024 | 17 | 16 |
| 2/18/2025 | 14 | 15.08 |
| 8/13/2025 | 21 | 20 |

# FIGURE F.

# Appendix III Trend Tests - Upgradient Wells - Significant Results

Plant Wansley Client: Southern Company Data: Wansley Landfill Printed 3/23/2026, 12:43 PM

| Constituent | Well | Slope | Calc. | Critical | Sig. | N | %NDs | Normality | Xform | Alpha | Method |
|---|---|---|---|---|---|---|---|---|---|---|---|
| **Calcium (mg/L)** | **GWA-1 (bg)** | **0.01955** | **190** | **131** | **Yes** | **28** | **0** | **n/a** | **n/a** | **0.01** | **NP** |
| **Calcium (mg/L)** | **GWA-28 (bg)** | **0.0952** | **232** | **139** | **Yes** | **29** | **0** | **n/a** | **n/a** | **0.01** | **NP** |
| **Calcium (mg/L)** | **GWA-29 (bg)** | **0.09165** | **149** | **139** | **Yes** | **29** | **0** | **n/a** | **n/a** | **0.01** | **NP** |
| **Chloride (mg/L)** | **GWA-1 (bg)** | **0.05092** | **181** | **131** | **Yes** | **28** | **0** | **n/a** | **n/a** | **0.01** | **NP** |
| **Fluoride (mg/L)** | **GWA-29 (bg)** | **-0.1102** | **-205** | **-131** | **Yes** | **28** | **0** | **n/a** | **n/a** | **0.01** | **NP** |

# Appendix III Trend Tests - Upgradient Wells - All Results

Plant Wansley Client: Southern Company Data: Wansley Landfill Printed 3/23/2026, 12:43 PM

| Constituent | Well | Slope | Calc. | Critical | Sig. | N | %NDs | Normality | Xform | Alpha | Method |
|---|---|---|---|---|---|---|---|---|---|---|---|
| Boron (mg/L) | GWA-1 (bg) | 0 | -1 | -131 | No | 28 | 92.86 | n/a | n/a | 0.01 | NP |
| Boron (mg/L) | GWA-2 (bg) | 0 | 0 | 131 | No | 28 | 100 | n/a | n/a | 0.01 | NP |
| Boron (mg/L) | GWA-3 (bg) | 0 | 0 | 81 | No | 20 | 100 | n/a | n/a | 0.01 | NP |
| Boron (mg/L) | GWA-4 (bg) | 0 | -19 | -131 | No | 28 | 96.43 | n/a | n/a | 0.01 | NP |
| Boron (mg/L) | GWA-28 (bg) | 0 | 0 | 131 | No | 28 | 100 | n/a | n/a | 0.01 | NP |
| Boron (mg/L) | GWA-29 (bg) | 0 | 15 | 131 | No | 28 | 96.43 | n/a | n/a | 0.01 | NP |
| **Calcium (mg/L)** | **GWA-1 (bg)** | **0.01955** | **190** | **131** | **Yes** | **28** | **0** | **n/a** | **n/a** | **0.01** | **NP** |
| Calcium (mg/L) | GWA-2 (bg) | 0 | 0 | 131 | No | 28 | 0 | n/a | n/a | 0.01 | NP |
| Calcium (mg/L) | GWA-3 (bg) | 1.521 | 26 | 74 | No | 19 | 0 | n/a | n/a | 0.01 | NP |
| Calcium (mg/L) | GWA-4 (bg) | 0.3957 | 62 | 131 | No | 28 | 0 | n/a | n/a | 0.01 | NP |
| **Calcium (mg/L)** | **GWA-28 (bg)** | **0.0952** | **232** | **139** | **Yes** | **29** | **0** | **n/a** | **n/a** | **0.01** | **NP** |
| **Calcium (mg/L)** | **GWA-29 (bg)** | **0.09165** | **149** | **139** | **Yes** | **29** | **0** | **n/a** | **n/a** | **0.01** | **NP** |
| **Chloride (mg/L)** | **GWA-1 (bg)** | **0.05092** | **181** | **131** | **Yes** | **28** | **0** | **n/a** | **n/a** | **0.01** | **NP** |
| Chloride (mg/L) | GWA-2 (bg) | 0 | 7 | 131 | No | 28 | 0 | n/a | n/a | 0.01 | NP |
| Chloride (mg/L) | GWA-3 (bg) | 3.356 | 50 | 68 | No | 18 | 11.11 | n/a | n/a | 0.01 | NP |
| Chloride (mg/L) | GWA-4 (bg) | -0.4722 | -114 | -131 | No | 28 | 0 | n/a | n/a | 0.01 | NP |
| Chloride (mg/L) | GWA-28 (bg) | 0 | 4 | 139 | No | 29 | 0 | n/a | n/a | 0.01 | NP |
| Chloride (mg/L) | GWA-29 (bg) | -0.02446 | -117 | -139 | No | 29 | 0 | n/a | n/a | 0.01 | NP |
| Fluoride (mg/L) | GWA-1 (bg) | 0 | 29 | 131 | No | 28 | 82.14 | n/a | n/a | 0.01 | NP |
| Fluoride (mg/L) | GWA-2 (bg) | 0 | 101 | 131 | No | 28 | 82.14 | n/a | n/a | 0.01 | NP |
| Fluoride (mg/L) | GWA-3 (bg) | 0 | 21 | 68 | No | 18 | 38.89 | n/a | n/a | 0.01 | NP |
| Fluoride (mg/L) | GWA-4 (bg) | -0.00008437 | -57 | -131 | No | 28 | 39.29 | n/a | n/a | 0.01 | NP |
| Fluoride (mg/L) | GWA-28 (bg) | -0.02579 | -76 | -131 | No | 28 | 0 | n/a | n/a | 0.01 | NP |
| **Fluoride (mg/L)** | **GWA-29 (bg)** | **-0.1102** | **-205** | **-131** | **Yes** | **28** | **0** | **n/a** | **n/a** | **0.01** | **NP** |

Sanitas™ v.10.1.06 Software licensed to Groundwater Stats Consulting. UG
Hollow symbols indicate censored values.

## Sen's Slope Estimator

GWA-1 (bg)

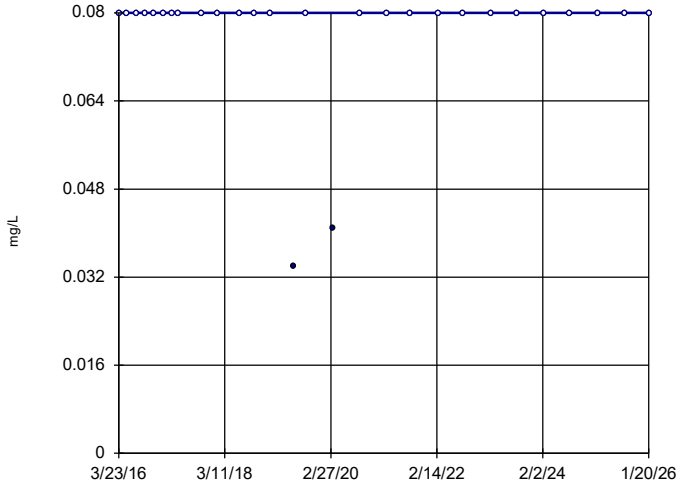


n = 28

Slope = 0 units per year.

Mann-Kendall statistic = -1 critical = -131

Trend not significant at 99% confidence level (α = 0.005 per tail).

Constituent: Boron Analysis Run 3/23/2026 12:41 PM View: Upgradient Well Trend Tests

Plant Wansley Client: Southern Company Data: Wansley Landfill

Sanitas™ v.10.1.06 Software licensed to Groundwater Stats Consulting. UG
Hollow symbols indicate censored values.

## Sen's Slope Estimator

GWA-2 (bg)

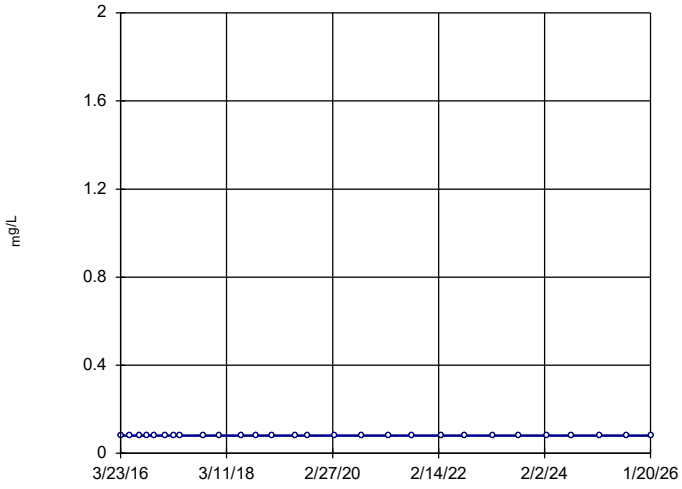


n = 28

Slope = 0 units per year.

Mann-Kendall statistic = 0 critical = 131

Trend not significant at 99% confidence level (α = 0.005 per tail).

Constituent: Boron Analysis Run 3/23/2026 12:41 PM View: Upgradient Well Trend Tests

Plant Wansley Client: Southern Company Data: Wansley Landfill

Sanitas™ v.10.1.06 Software licensed to Groundwater Stats Consulting. UG
Hollow symbols indicate censored values.

## Sen's Slope Estimator

GWA-3 (bg)

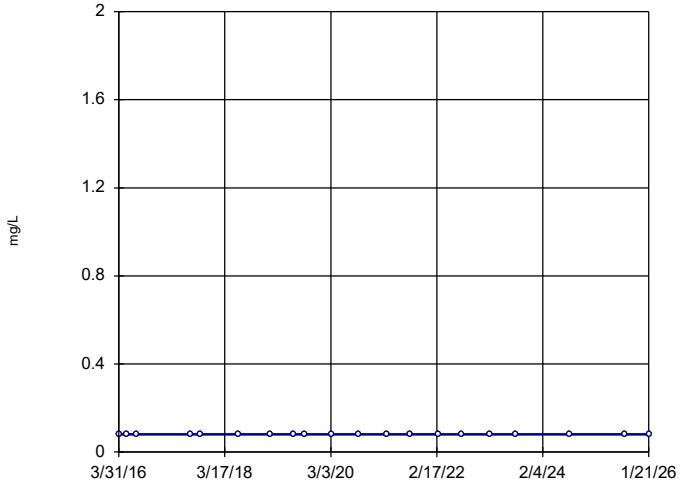


n = 20

Slope = 0 units per year.

Mann-Kendall statistic = 0 critical = 81

Trend not significant at 99% confidence level (α = 0.005 per tail).

Constituent: Boron Analysis Run 3/23/2026 12:41 PM View: Upgradient Well Trend Tests

Plant Wansley Client: Southern Company Data: Wansley Landfill

Sanitas™ v.10.1.06 Software licensed to Groundwater Stats Consulting. UG
Hollow symbols indicate censored values.

## Sen's Slope Estimator

GWA-4 (bg)

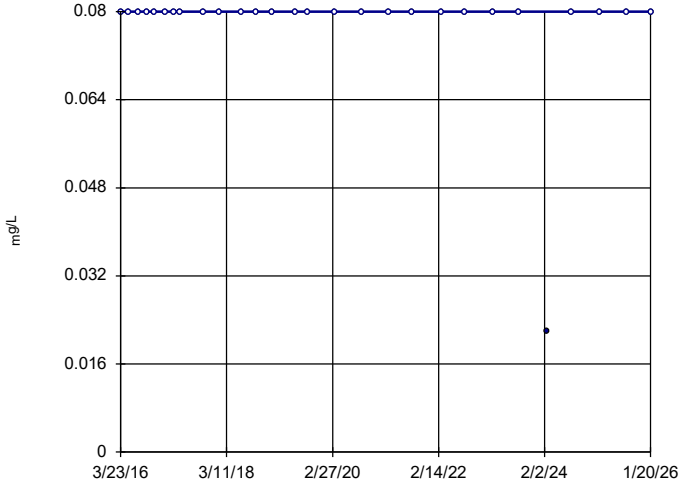


n = 28

Slope = 0 units per year.

Mann-Kendall statistic = -19 critical = -131

Trend not significant at 99% confidence level (α = 0.005 per tail).

Constituent: Boron Analysis Run 3/23/2026 12:41 PM View: Upgradient Well Trend Tests

Plant Wansley Client: Southern Company Data: Wansley Landfill

Sanitas™ v.10.1.06 Software licensed to Groundwater Stats Consulting. UG
Hollow symbols indicate censored values.

## Sen's Slope Estimator

GWA-28 (bg)

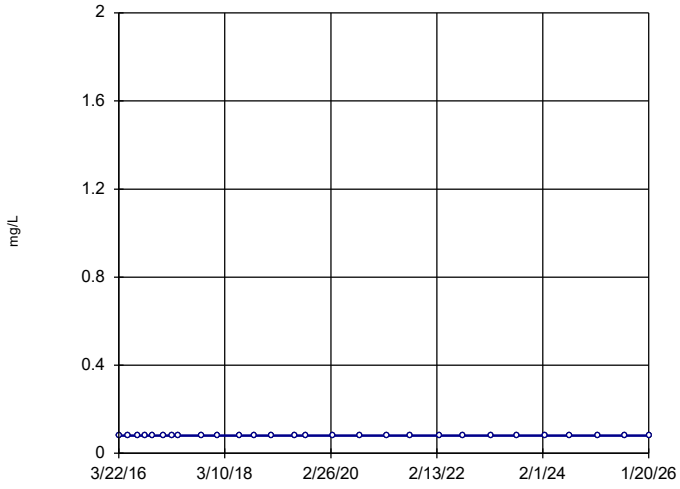


n = 28

Slope = 0
units per year.

Mann-Kendall
statistic = 0
critical = 131

Trend not sig-
nificant at 99%
confidence level
(α = 0.005 per
tail).

Constituent: Boron  Analysis Run 3/23/2026 12:41 PM  View: Upgradient Well Trend Tests
Plant Wansley  Client: Southern Company  Data: Wansley Landfill

Sanitas™ v.10.1.06 Software licensed to Groundwater Stats Consulting. UG
Hollow symbols indicate censored values.

## Sen's Slope Estimator

GWA-29 (bg)

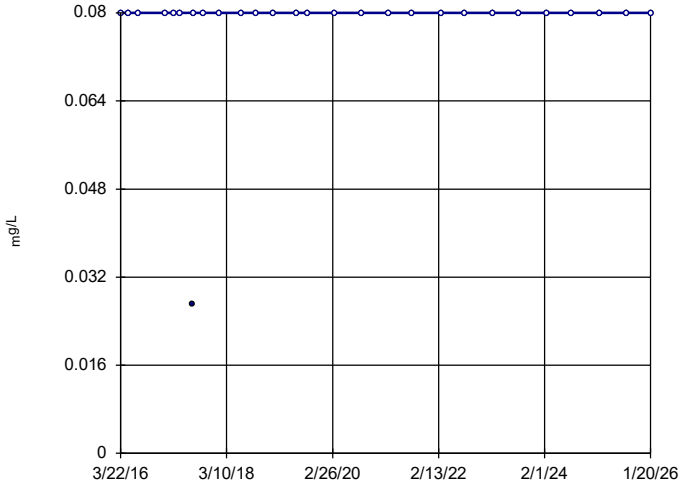


n = 28

Slope = 0
units per year.

Mann-Kendall
statistic = 15
critical = 131

Trend not sig-
nificant at 99%
confidence level
(α = 0.005 per
tail).

Constituent: Boron  Analysis Run 3/23/2026 12:41 PM  View: Upgradient Well Trend Tests
Plant Wansley  Client: Southern Company  Data: Wansley Landfill

Sanitas™ v.10.1.06 Software licensed to Groundwater Stats Consulting. UG

## Sen's Slope Estimator

GWA-1 (bg)

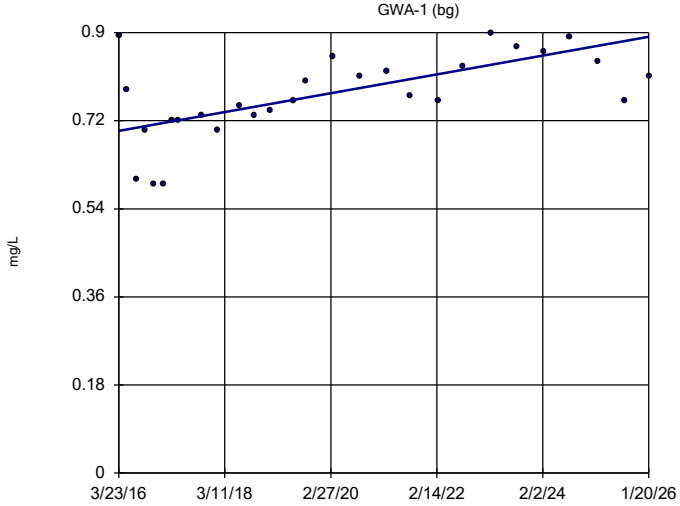


n = 28

Slope = 0.01955
units per year.

Mann-Kendall
statistic = 190
critical = 131

Increasing trend
significant at 99%
confidence level
(α = 0.005 per
tail).

Constituent: Calcium  Analysis Run 3/23/2026 12:41 PM  View: Upgradient Well Trend Tests
Plant Wansley  Client: Southern Company  Data: Wansley Landfill

Sanitas™ v.10.1.06 Software licensed to Groundwater Stats Consulting. UG

## Sen's Slope Estimator

GWA-2 (bg)

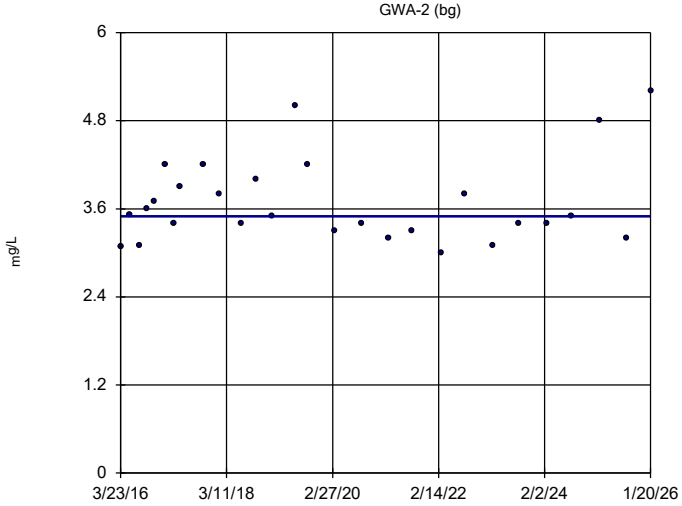


n = 28

Slope = 0
units per year.

Mann-Kendall
statistic = 0
critical = 131

Trend not sig-
nificant at 99%
confidence level
(α = 0.005 per
tail).

Constituent: Calcium  Analysis Run 3/23/2026 12:41 PM  View: Upgradient Well Trend Tests
Plant Wansley  Client: Southern Company  Data: Wansley Landfill

Sanitas™ v.10.1.06 Software licensed to Groundwater Stats Consulting. UG

## Sen's Slope Estimator

GWA-3 (bg)

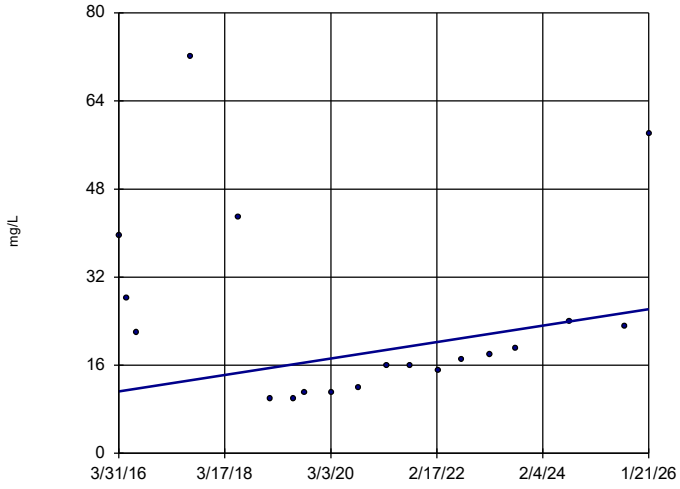


n = 19

Slope = 1.521 units per year.

Mann-Kendall statistic = 26 critical = 74

Trend not significant at 99% confidence level (α = 0.005 per tail).

Constituent: Calcium  Analysis Run 3/23/2026 12:41 PM  View: Upgradient Well Trend Tests

Plant Wansley  Client: Southern Company  Data: Wansley Landfill

Sanitas™ v.10.1.06 Software licensed to Groundwater Stats Consulting. UG

## Sen's Slope Estimator

GWA-4 (bg)

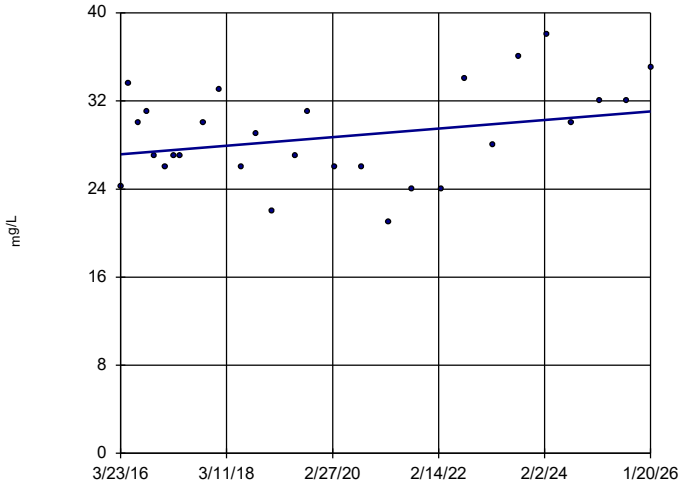


n = 28

Slope = 0.3957 units per year.

Mann-Kendall statistic = 62 critical = 131

Trend not significant at 99% confidence level (α = 0.005 per tail).

Constituent: Calcium  Analysis Run 3/23/2026 12:41 PM  View: Upgradient Well Trend Tests

Plant Wansley  Client: Southern Company  Data: Wansley Landfill

Sanitas™ v.10.1.06 Software licensed to Groundwater Stats Consulting. UG

## Sen's Slope Estimator

GWA-28 (bg)

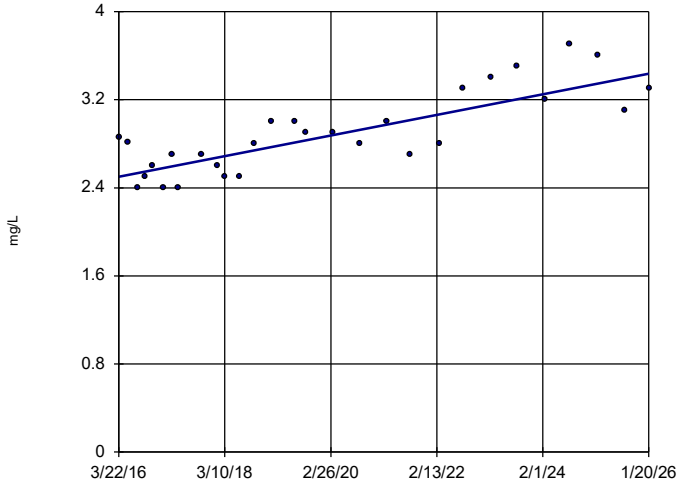


n = 29

Slope = 0.0952 units per year.

Mann-Kendall statistic = 232 critical = 139

Increasing trend significant at 99% confidence level (α = 0.005 per tail).

Constituent: Calcium  Analysis Run 3/23/2026 12:41 PM  View: Upgradient Well Trend Tests

Plant Wansley  Client: Southern Company  Data: Wansley Landfill

Sanitas™ v.10.1.06 Software licensed to Groundwater Stats Consulting. UG

## Sen's Slope Estimator

GWA-29 (bg)

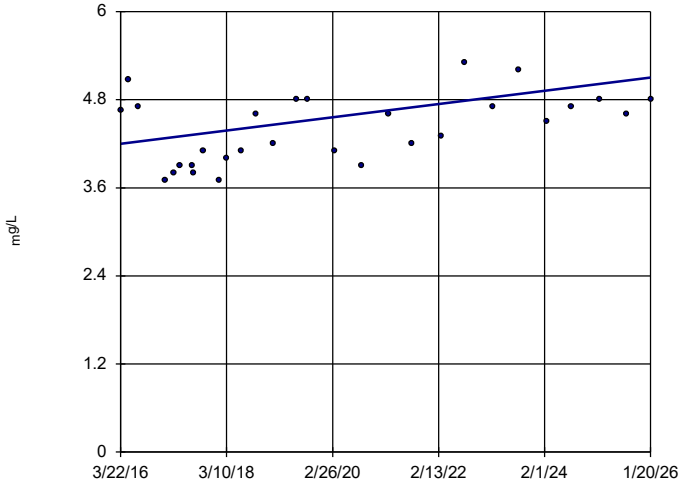


n = 29

Slope = 0.09165 units per year.

Mann-Kendall statistic = 149 critical = 139

Increasing trend significant at 99% confidence level (α = 0.005 per tail).

Constituent: Calcium  Analysis Run 3/23/2026 12:41 PM  View: Upgradient Well Trend Tests

Plant Wansley  Client: Southern Company  Data: Wansley Landfill

Sanitas™ v.10.1.06 Software licensed to Groundwater Stats Consulting. UG

## Sen's Slope Estimator

GWA-1 (bg)

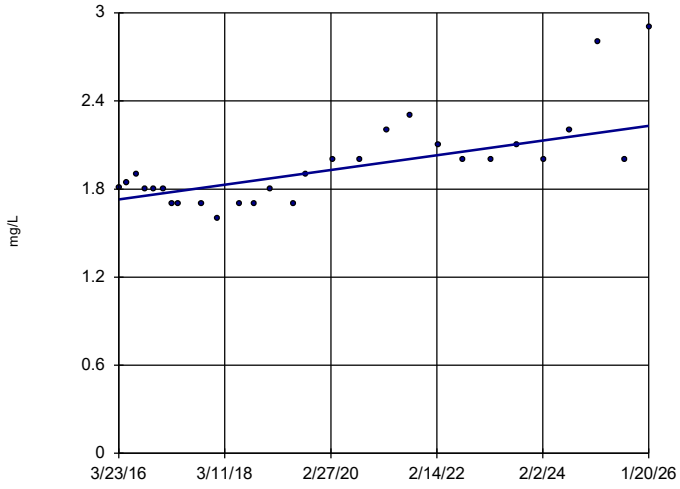


n = 28

Slope = 0.05092 units per year.

Mann-Kendall statistic = 181 critical = 131

Increasing trend significant at 99% confidence level (α = 0.005 per tail).

Constituent: Chloride Analysis Run 3/23/2026 12:41 PM View: Upgradient Well Trend Tests

Plant Wansley Client: Southern Company Data: Wansley Landfill

Sanitas™ v.10.1.06 Software licensed to Groundwater Stats Consulting. UG

## Sen's Slope Estimator

GWA-2 (bg)

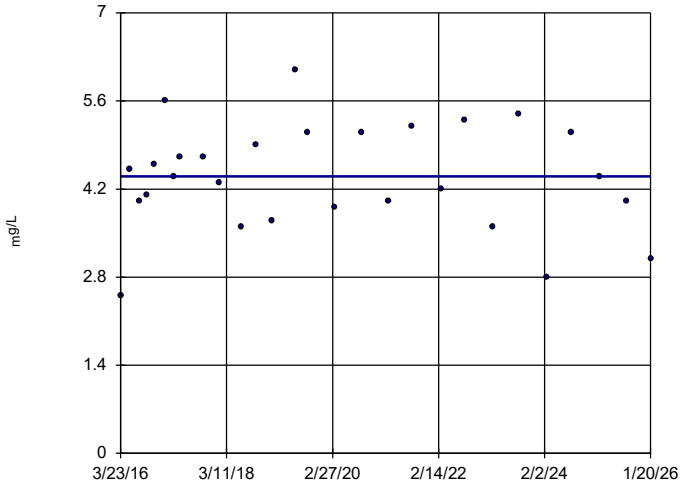


n = 28

Slope = 0 units per year.

Mann-Kendall statistic = 7 critical = 131

Trend not significant at 99% confidence level (α = 0.005 per tail).

Constituent: Chloride Analysis Run 3/23/2026 12:41 PM View: Upgradient Well Trend Tests

Plant Wansley Client: Southern Company Data: Wansley Landfill

Sanitas™ v.10.1.06 Software licensed to Groundwater Stats Consulting. UG

Hollow symbols indicate censored values.

## Sen's Slope Estimator

GWA-3 (bg)

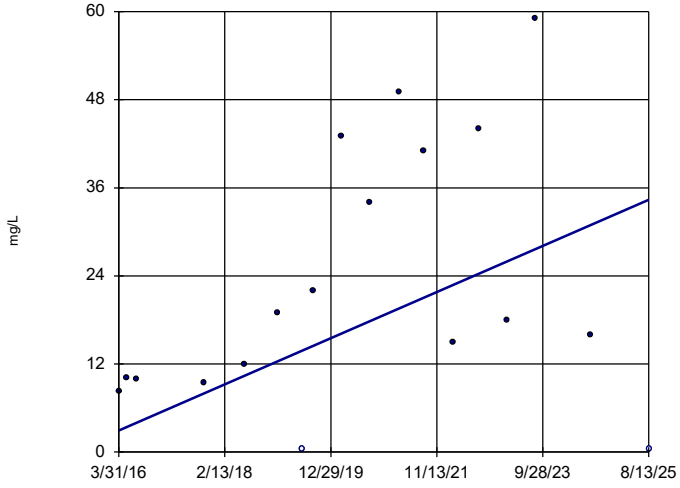


n = 18

Slope = 3.356 units per year.

Mann-Kendall statistic = 50 critical = 68

Trend not significant at 99% confidence level (α = 0.005 per tail).

Constituent: Chloride Analysis Run 3/23/2026 12:41 PM View: Upgradient Well Trend Tests

Plant Wansley Client: Southern Company Data: Wansley Landfill

Sanitas™ v.10.1.06 Software licensed to Groundwater Stats Consulting. UG

## Sen's Slope Estimator

GWA-4 (bg)

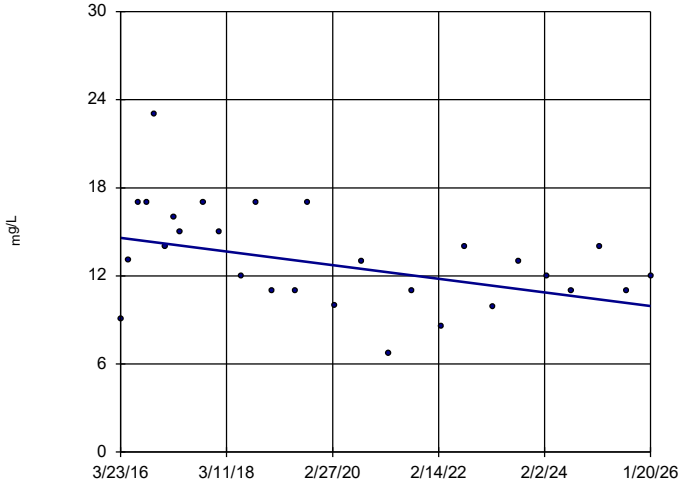


n = 28

Slope = -0.4722 units per year.

Mann-Kendall statistic = -114 critical = -131

Trend not significant at 99% confidence level (α = 0.005 per tail).

Constituent: Chloride Analysis Run 3/23/2026 12:41 PM View: Upgradient Well Trend Tests

Plant Wansley Client: Southern Company Data: Wansley Landfill

Sanitas™ v.10.1.06 Software licensed to Groundwater Stats Consulting. UG

## Sen's Slope Estimator

GWA-28 (bg)

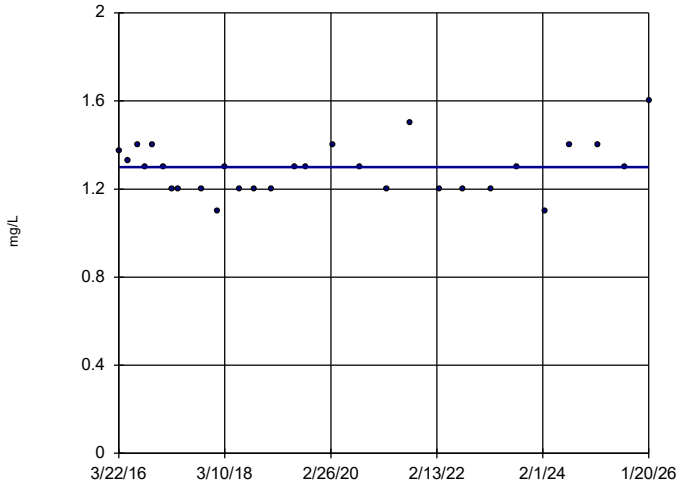


n = 29

Slope = 0 units per year.

Mann-Kendall statistic = 4 critical = 139

Trend not significant at 99% confidence level (α = 0.005 per tail).

Constituent: Chloride Analysis Run 3/23/2026 12:41 PM View: Upgradient Well Trend Tests

Plant Wansley Client: Southern Company Data: Wansley Landfill

Sanitas™ v.10.1.06 Software licensed to Groundwater Stats Consulting. UG

## Sen's Slope Estimator

GWA-29 (bg)

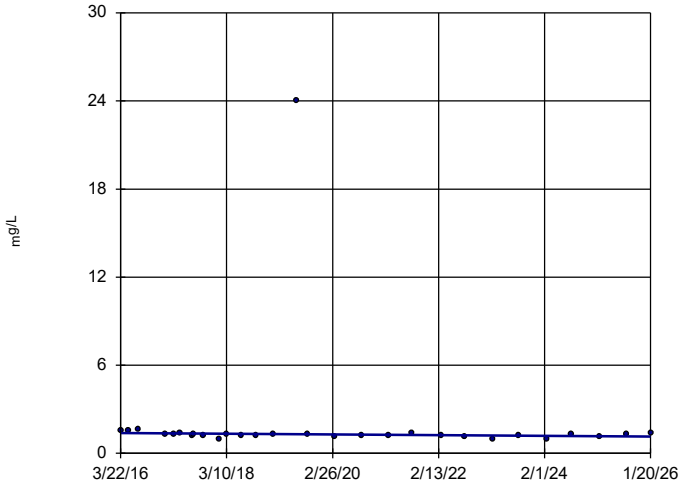


n = 29

Slope = -0.02446 units per year.

Mann-Kendall statistic = -117 critical = -139

Trend not significant at 99% confidence level (α = 0.005 per tail).

Constituent: Chloride Analysis Run 3/23/2026 12:41 PM View: Upgradient Well Trend Tests

Plant Wansley Client: Southern Company Data: Wansley Landfill

Sanitas™ v.10.1.06 Software licensed to Groundwater Stats Consulting. UG

Hollow symbols indicate censored values.

## Sen's Slope Estimator

GWA-1 (bg)

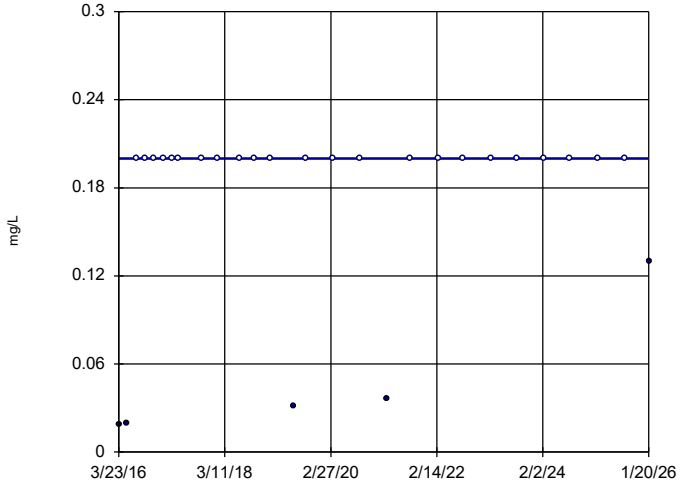


n = 28

Slope = 0 units per year.

Mann-Kendall statistic = 29 critical = 131

Trend not significant at 99% confidence level (α = 0.005 per tail).

Constituent: Fluoride Analysis Run 3/23/2026 12:41 PM View: Upgradient Well Trend Tests

Plant Wansley Client: Southern Company Data: Wansley Landfill

Sanitas™ v.10.1.06 Software licensed to Groundwater Stats Consulting. UG

Hollow symbols indicate censored values.

## Sen's Slope Estimator

GWA-2 (bg)

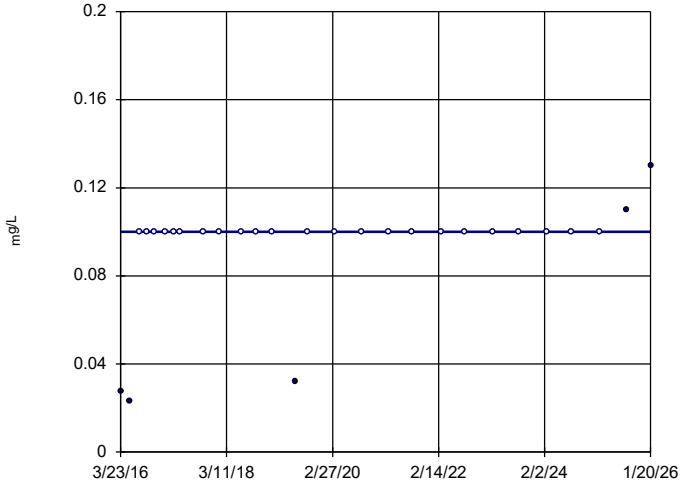


n = 28

Slope = 0 units per year.

Mann-Kendall statistic = 101 critical = 131

Trend not significant at 99% confidence level (α = 0.005 per tail).

Constituent: Fluoride Analysis Run 3/23/2026 12:41 PM View: Upgradient Well Trend Tests

Plant Wansley Client: Southern Company Data: Wansley Landfill

Sanitas™ v.10.1.06 Software licensed to Groundwater Stats Consulting. UG
Hollow symbols indicate censored values.

## Sen's Slope Estimator

GWA-3 (bg)

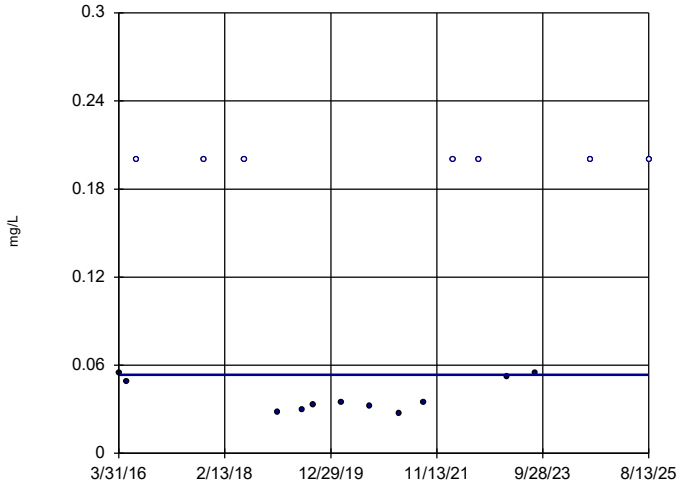


n = 18

Slope = 0 units per year.

Mann-Kendall statistic = 21 critical = 68

Trend not significant at 99% confidence level (α = 0.005 per tail).

Constituent: Fluoride Analysis Run 3/23/2026 12:41 PM View: Upgradient Well Trend Tests
Plant Wansley Client: Southern Company Data: Wansley Landfill

Sanitas™ v.10.1.06 Software licensed to Groundwater Stats Consulting. UG
Hollow symbols indicate censored values.

## Sen's Slope Estimator

GWA-4 (bg)

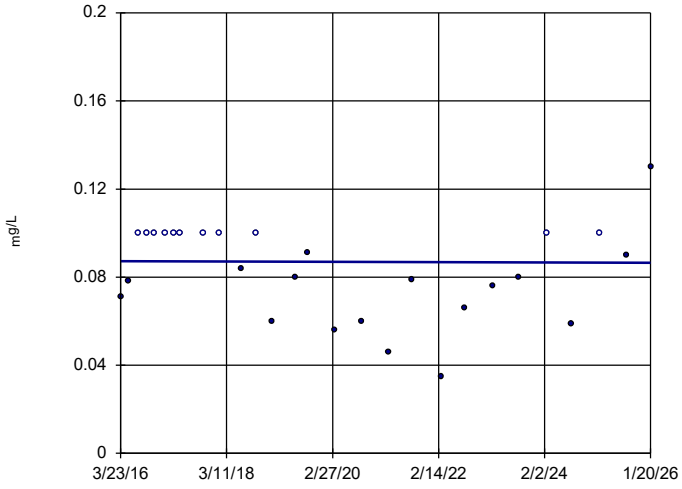


n = 28

Slope = -0.00008437 units per year.

Mann-Kendall statistic = -57 critical = -131

Trend not significant at 99% confidence level (α = 0.005 per tail).

Constituent: Fluoride Analysis Run 3/23/2026 12:41 PM View: Upgradient Well Trend Tests
Plant Wansley Client: Southern Company Data: Wansley Landfill

Sanitas™ v.10.1.06 Software licensed to Groundwater Stats Consulting. UG

## Sen's Slope Estimator

GWA-28 (bg)

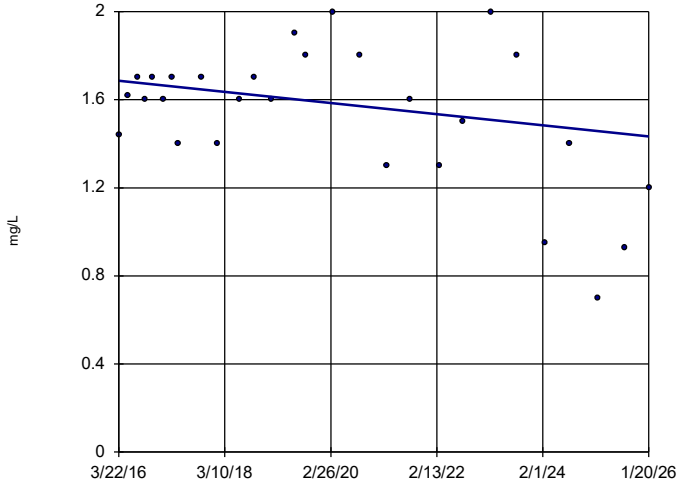


n = 28

Slope = -0.02579 units per year.

Mann-Kendall statistic = -76 critical = -131

Trend not significant at 99% confidence level (α = 0.005 per tail).

Constituent: Fluoride Analysis Run 3/23/2026 12:41 PM View: Upgradient Well Trend Tests
Plant Wansley Client: Southern Company Data: Wansley Landfill

Sanitas™ v.10.1.06 Software licensed to Groundwater Stats Consulting. UG

## Sen's Slope Estimator

GWA-29 (bg)

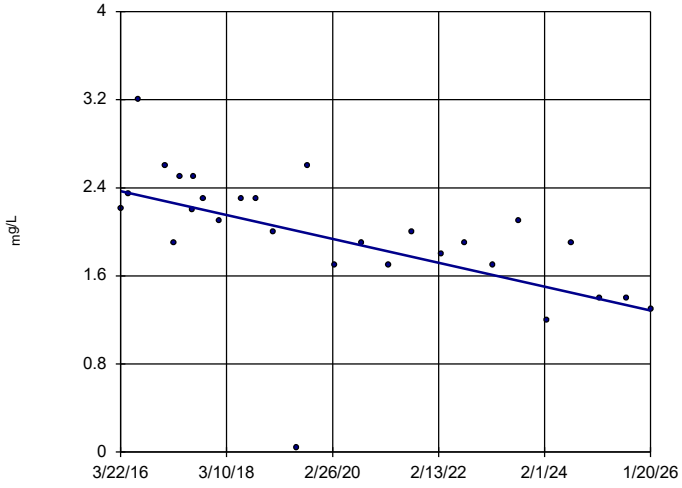


n = 28

Slope = -0.1102 units per year.

Mann-Kendall statistic = -205 critical = -131

Decreasing trend significant at 99% confidence level (α = 0.005 per tail).

Constituent: Fluoride Analysis Run 3/23/2026 12:41 PM View: Upgradient Well Trend Tests
Plant Wansley Client: Southern Company Data: Wansley Landfill

FIGURE G.

# Appendix I Intrawell Prediction Limits - Significant Results

Plant Wansley Client: Southern Company Data: Wansley Landfill Printed 3/31/2026, 6:16 AM

| Constituent | Well | Upper Lim. | Lower Lim. | Date | Observ. | Sig. | Bg N | Bg Mean | Std. Dev. | %NDs | ND Adj. | Transform | Alpha | Method |
|---|---|---|---|---|---|---|---|---|---|---|---|---|---|---|
| **Barium (mg/L)** | **GWA-2** | **0.02232** | **n/a** | **1/20/2026** | **0.024** | **Yes** | **38** | **0.01387** | **0.003288** | **0** | **None** | **No** | **0.0001135** | **Param Intra 1 of 2** |
| **Barium (mg/L)** | **GWC-20** | **0.04028** | **n/a** | **1/21/2026** | **0.042** | **Yes** | **38** | **0.03403** | **0.002435** | **0** | **None** | **No** | **0.0001135** | **Param Intra 1 of 2** |
| **Barium (mg/L)** | **GWC-35** | **0.02298** | **n/a** | **1/22/2026** | **0.054** | **Yes** | **30** | **0.02009** | **0.001091** | **0** | **None** | **No** | **0.0001135** | **Param Intra 1 of 2** |
| **Barium (mg/L)** | **GWC-6** | **0.07741** | **n/a** | **1/20/2026** | **0.082** | **Yes** | **38** | **0.05686** | **0.008002** | **0** | **None** | **No** | **0.0001135** | **Param Intra 1 of 2** |

# Appendix I Intrawell Prediction Limits - All Results

Plant Wansley Client: Southern Company Data: Wansley Landfill Printed 3/31/2026, 6:16 AM

| Constituent | Well | Upper Lim. | Lower Lim. | Date | Observ. | Sig. | Bg N | Bg Mean | Std. Dev. | %NDs | ND Adj. | Transform | Alpha | Method |
|---|---|---|---|---|---|---|---|---|---|---|---|---|---|---|
| Antimony (mg/L) | GWA-1 | 0.005 | n/a | 1/20/2026 | 0.005ND | No | 38 | n/a | n/a | 97.37 | n/a | n/a | 0.001294 | NP Intra (NDs) 1 of 2 |
| Antimony (mg/L) | GWA-2 | 0.005 | n/a | 1/20/2026 | 0.005ND | No | 38 | n/a | n/a | 94.74 | n/a | n/a | 0.001294 | NP Intra (NDs) 1 of 2 |
| Antimony (mg/L) | GWA-28 | 0.005 | n/a | 1/20/2026 | 0.005ND | No | 38 | n/a | n/a | 92.11 | n/a | n/a | 0.001294 | NP Intra (NDs) 1 of 2 |
| Antimony (mg/L) | GWA-29 | 0.005 | n/a | 1/20/2026 | 0.005ND | No | 37 | n/a | n/a | 89.19 | n/a | n/a | 0.001361 | NP Intra (NDs) 1 of 2 |
| Antimony (mg/L) | GWA-3 | 0.005 | n/a | 1/21/2026 | 0.005ND | No | 22 | n/a | n/a | 90.91 | n/a | n/a | 0.003707 | NP Intra (NDs) 1 of 2 |
| Antimony (mg/L) | GWA-4 | 0.005 | n/a | 1/20/2026 | 0.005ND | No | 38 | n/a | n/a | 100 | n/a | n/a | 0.001294 | NP Intra (NDs) 1 of 2 |
| Antimony (mg/L) | GWC-10 | 0.005 | n/a | 1/21/2026 | 0.005ND | No | 27 | n/a | n/a | 88.89 | n/a | n/a | 0.002502 | NP Intra (NDs) 1 of 2 |
| Antimony (mg/L) | GWC-11 | 0.005 | n/a | 1/21/2026 | 0.005ND | No | 38 | n/a | n/a | 97.37 | n/a | n/a | 0.001294 | NP Intra (NDs) 1 of 2 |
| Antimony (mg/L) | GWC-13 | 0.005 | n/a | 1/21/2026 | 0.005ND | No | 39 | n/a | n/a | 84.62 | n/a | n/a | 0.001226 | NP Intra (NDs) 1 of 2 |
| Antimony (mg/L) | GWC-18 | 0.005 | n/a | 1/21/2026 | 0.005ND | No | 38 | n/a | n/a | 97.37 | n/a | n/a | 0.001294 | NP Intra (NDs) 1 of 2 |
| Antimony (mg/L) | GWC-20 | 0.005 | n/a | 1/21/2026 | 0.005ND | No | 38 | n/a | n/a | 94.74 | n/a | n/a | 0.001294 | NP Intra (NDs) 1 of 2 |
| Antimony (mg/L) | GWC-22 | 0.005 | n/a | 1/20/2026 | 0.005ND | No | 38 | n/a | n/a | 94.74 | n/a | n/a | 0.001294 | NP Intra (NDs) 1 of 2 |
| Antimony (mg/L) | GWC-23 | 0.005 | n/a | 1/22/2026 | 0.005ND | No | 38 | n/a | n/a | 97.37 | n/a | n/a | 0.001294 | NP Intra (NDs) 1 of 2 |
| Antimony (mg/L) | GWC-24 | 0.005 | n/a | 1/21/2026 | 0.005ND | No | 29 | n/a | n/a | 75.86 | n/a | n/a | 0.002172 | NP Intra (NDs) 1 of 2 |
| Antimony (mg/L) | GWC-25 | 0.005 | n/a | 1/21/2026 | 0.005ND | No | 37 | n/a | n/a | 97.3 | n/a | n/a | 0.001361 | NP Intra (NDs) 1 of 2 |
| Antimony (mg/L) | GWC-26 | 0.005 | n/a | 1/22/2026 | 0.005ND | No | 38 | n/a | n/a | 94.74 | n/a | n/a | 0.001294 | NP Intra (NDs) 1 of 2 |
| Antimony (mg/L) | GWC-27 | 0.005 | n/a | 1/21/2026 | 0.005ND | No | 38 | n/a | n/a | 92.11 | n/a | n/a | 0.001294 | NP Intra (NDs) 1 of 2 |
| Antimony (mg/L) | GWC-30 | 0.005 | n/a | 1/21/2026 | 0.005ND | No | 38 | n/a | n/a | 92.11 | n/a | n/a | 0.001294 | NP Intra (NDs) 1 of 2 |
| Antimony (mg/L) | GWC-31 | 0.005 | n/a | 2/11/2026 | 0.005ND | No | 33 | n/a | n/a | 87.88 | n/a | n/a | 0.001701 | NP Intra (NDs) 1 of 2 |
| Antimony (mg/L) | GWC-32 | 0.005 | n/a | 1/21/2026 | 0.005ND | No | 38 | n/a | n/a | 94.74 | n/a | n/a | 0.001294 | NP Intra (NDs) 1 of 2 |
| Antimony (mg/L) | GWC-33 | 0.005 | n/a | 1/22/2026 | 0.005ND | No | 37 | n/a | n/a | 97.3 | n/a | n/a | 0.001361 | NP Intra (NDs) 1 of 2 |
| Antimony (mg/L) | GWC-5 | 0.005 | n/a | 1/21/2026 | 0.005ND | No | 38 | n/a | n/a | 94.74 | n/a | n/a | 0.001294 | NP Intra (NDs) 1 of 2 |
| Antimony (mg/L) | GWC-6 | 0.005 | n/a | 1/20/2026 | 0.005ND | No | 38 | n/a | n/a | 97.37 | n/a | n/a | 0.001294 | NP Intra (NDs) 1 of 2 |
| Arsenic (mg/L) | GWA-1 | 0.005 | n/a | 1/20/2026 | 0.005ND | No | 38 | n/a | n/a | 94.74 | n/a | n/a | 0.001294 | NP Intra (NDs) 1 of 2 |
| Arsenic (mg/L) | GWA-2 | 0.005 | n/a | 1/20/2026 | 0.005ND | No | 38 | n/a | n/a | 97.37 | n/a | n/a | 0.001294 | NP Intra (NDs) 1 of 2 |
| Arsenic (mg/L) | GWA-28 | 0.005 | n/a | 1/20/2026 | 0.005ND | No | 38 | n/a | n/a | 97.37 | n/a | n/a | 0.001294 | NP Intra (NDs) 1 of 2 |
| Arsenic (mg/L) | GWA-29 | 0.005 | n/a | 1/20/2026 | 0.005ND | No | 37 | n/a | n/a | 94.59 | n/a | n/a | 0.001361 | NP Intra (NDs) 1 of 2 |
| Arsenic (mg/L) | GWA-3 | 0.005 | n/a | 1/21/2026 | 0.005ND | No | 22 | n/a | n/a | 95.45 | n/a | n/a | 0.003707 | NP Intra (NDs) 1 of 2 |
| Arsenic (mg/L) | GWA-4 | 0.005 | n/a | 1/20/2026 | 0.005ND | No | 38 | n/a | n/a | 89.47 | n/a | n/a | 0.001294 | NP Intra (NDs) 1 of 2 |
| Arsenic (mg/L) | GWC-11 | 0.005 | n/a | 1/21/2026 | 0.005ND | No | 39 | n/a | n/a | 33.33 | n/a | n/a | 0.001226 | NP Intra (normality) 1 of 2 |
| Arsenic (mg/L) | GWC-12 | 0.005 | n/a | 1/21/2026 | 0.005ND | No | 37 | n/a | n/a | 86.49 | n/a | n/a | 0.001361 | NP Intra (NDs) 1 of 2 |
| Arsenic (mg/L) | GWC-13 | 0.005 | n/a | 1/21/2026 | 0.005ND | No | 38 | n/a | n/a | 94.74 | n/a | n/a | 0.001294 | NP Intra (NDs) 1 of 2 |
| Arsenic (mg/L) | GWC-14 | 0.005 | n/a | 1/20/2026 | 0.005ND | No | 38 | n/a | n/a | 86.84 | n/a | n/a | 0.001294 | NP Intra (NDs) 1 of 2 |
| Arsenic (mg/L) | GWC-16 | 0.005 | n/a | 1/21/2026 | 0.005ND | No | 38 | n/a | n/a | 97.37 | n/a | n/a | 0.001294 | NP Intra (NDs) 1 of 2 |
| Arsenic (mg/L) | GWC-17 | 0.005 | n/a | 1/21/2026 | 0.005ND | No | 38 | n/a | n/a | 94.74 | n/a | n/a | 0.001294 | NP Intra (NDs) 1 of 2 |
| Arsenic (mg/L) | GWC-18 | 0.005 | n/a | 1/21/2026 | 0.005ND | No | 38 | n/a | n/a | 94.74 | n/a | n/a | 0.001294 | NP Intra (NDs) 1 of 2 |
| Arsenic (mg/L) | GWC-19 | 0.005 | n/a | 1/21/2026 | 0.005ND | No | 38 | n/a | n/a | 94.74 | n/a | n/a | 0.001294 | NP Intra (NDs) 1 of 2 |
| Arsenic (mg/L) | GWC-20 | 0.005 | n/a | 1/21/2026 | 0.005ND | No | 38 | n/a | n/a | 94.74 | n/a | n/a | 0.001294 | NP Intra (NDs) 1 of 2 |
| Arsenic (mg/L) | GWC-21 | 0.005 | n/a | 1/20/2026 | 0.005ND | No | 38 | n/a | n/a | 94.74 | n/a | n/a | 0.001294 | NP Intra (NDs) 1 of 2 |
| Arsenic (mg/L) | GWC-22 | 0.005 | n/a | 1/20/2026 | 0.005ND | No | 38 | n/a | n/a | 94.74 | n/a | n/a | 0.001294 | NP Intra (NDs) 1 of 2 |
| Arsenic (mg/L) | GWC-23 | 0.005 | n/a | 1/22/2026 | 0.005ND | No | 38 | n/a | n/a | 94.74 | n/a | n/a | 0.001294 | NP Intra (NDs) 1 of 2 |
| Arsenic (mg/L) | GWC-24 | 0.005 | n/a | 1/21/2026 | 0.005ND | No | 29 | n/a | n/a | 96.55 | n/a | n/a | 0.002172 | NP Intra (NDs) 1 of 2 |
| Arsenic (mg/L) | GWC-25 | 0.005 | n/a | 1/21/2026 | 0.005ND | No | 37 | n/a | n/a | 91.89 | n/a | n/a | 0.001361 | NP Intra (NDs) 1 of 2 |
| Arsenic (mg/L) | GWC-26 | 0.005 | n/a | 1/22/2026 | 0.005ND | No | 38 | n/a | n/a | 97.37 | n/a | n/a | 0.001294 | NP Intra (NDs) 1 of 2 |
| Arsenic (mg/L) | GWC-31 | 0.005 | n/a | 2/11/2026 | 0.005ND | No | 33 | n/a | n/a | 84.85 | n/a | n/a | 0.001701 | NP Intra (NDs) 1 of 2 |
| Arsenic (mg/L) | GWC-32 | 0.005 | n/a | 1/21/2026 | 0.005ND | No | 38 | n/a | n/a | 94.74 | n/a | n/a | 0.001294 | NP Intra (NDs) 1 of 2 |
| Arsenic (mg/L) | GWC-33 | 0.005 | n/a | 1/22/2026 | 0.005ND | No | 37 | n/a | n/a | 97.3 | n/a | n/a | 0.001361 | NP Intra (NDs) 1 of 2 |
| Arsenic (mg/L) | GWC-34 | 0.005 | n/a | 1/22/2026 | 0.005ND | No | 38 | n/a | n/a | 94.74 | n/a | n/a | 0.001294 | NP Intra (NDs) 1 of 2 |
| Arsenic (mg/L) | GWC-35 | 0.005 | n/a | 1/22/2026 | 0.005ND | No | 38 | n/a | n/a | 97.37 | n/a | n/a | 0.001294 | NP Intra (NDs) 1 of 2 |
| Arsenic (mg/L) | GWC-5 | 0.005 | n/a | 1/21/2026 | 0.005ND | No | 38 | n/a | n/a | 97.37 | n/a | n/a | 0.001294 | NP Intra (NDs) 1 of 2 |
| Arsenic (mg/L) | GWC-6 | 0.005 | n/a | 1/20/2026 | 0.005ND | No | 38 | n/a | n/a | 97.37 | n/a | n/a | 0.001294 | NP Intra (NDs) 1 of 2 |
| Arsenic (mg/L) | GWC-7 | 0.005 | n/a | 1/22/2026 | 0.005ND | No | 38 | n/a | n/a | 92.11 | n/a | n/a | 0.001294 | NP Intra (NDs) 1 of 2 |
| Arsenic (mg/L) | GWC-8 | 0.005 | n/a | 1/22/2026 | 0.005ND | No | 38 | n/a | n/a | 89.47 | n/a | n/a | 0.001294 | NP Intra (NDs) 1 of 2 |
| Arsenic (mg/L) | GWC-9 | 0.005 | n/a | 1/22/2026 | 0.005ND | No | 38 | n/a | n/a | 65.79 | n/a | n/a | 0.001294 | NP Intra (NDs) 1 of 2 |
| Barium (mg/L) | GWA-1 | 0.01357 | n/a | 1/20/2026 | 0.011 | No | 38 | 0.102 | 0.005645 | 0 | None | sqrt(x) | 0.0001135 | Param Intra 1 of 2 |
| **Barium (mg/L)** | **GWA-2** | **0.02232** | **n/a** | **1/20/2026** | **0.024** | **Yes** | **38** | **0.01387** | **0.003288** | **0** | **None** | **No** | **0.0001135** | **Param Intra 1 of 2** |
| Barium (mg/L) | GWA-28 | 0.01 | n/a | 1/20/2026 | 0.00045J | No | 38 | n/a | n/a | 44.74 | n/a | n/a | 0.001294 | NP Intra (normality) 1 of 2 |
| Barium (mg/L) | GWA-29 | 0.01 | n/a | 1/20/2026 | 0.01ND | No | 37 | n/a | n/a | 35.14 | n/a | n/a | 0.001361 | NP Intra (normality) 1 of 2 |
| Barium (mg/L) | GWA-3 | 0.147 | n/a | 1/21/2026 | 0.069 | No | 22 | 0.064 | 0.02947 | 0 | None | No | 0.0001135 | Param Intra 1 of 2 |
| Barium (mg/L) | GWA-4 | 0.2 | n/a | 1/20/2026 | 0.15 | No | 38 | 0.1257 | 0.02893 | 0 | None | No | 0.0001135 | Param Intra 1 of 2 |
| Barium (mg/L) | GWC-10 | 0.03537 | n/a | 1/21/2026 | 0.022 | No | 27 | 0.01977 | 0.005781 | 0 | None | No | 0.0001135 | Param Intra 1 of 2 |
| Barium (mg/L) | GWC-11 | 0.4827 | n/a | 1/21/2026 | 0.15 | No | 38 | 0.2521 | 0.08978 | 0 | None | No | 0.0001135 | Param Intra 1 of 2 |
| Barium (mg/L) | GWC-12 | 0.03516 | n/a | 1/21/2026 | 0.026 | No | 38 | 0.01953 | 0.006085 | 0 | None | No | 0.0001135 | Param Intra 1 of 2 |
| Barium (mg/L) | GWC-13 | 0.0078 | n/a | 1/21/2026 | 0.0029J | No | 38 | n/a | n/a | 0 | n/a | n/a | 0.001294 | NP Intra (normality) 1 of 2 |
| Barium (mg/L) | GWC-14 | 0.3632 | n/a | 1/20/2026 | 0.2 | No | 26 | 0.1842 | 0.06591 | 0 | None | No | 0.0001135 | Param Intra 1 of 2 |
| Barium (mg/L) | GWC-15 | 0.01421 | n/a | 1/21/2026 | 0.007J | No | 38 | 0.009157 | 0.001969 | 0 | None | No | 0.0001135 | Param Intra 1 of 2 |
| Barium (mg/L) | GWC-16 | 0.022 | n/a | 1/21/2026 | 0.019 | No | 38 | n/a | n/a | 0 | n/a | n/a | 0.001294 | NP Intra (normality) 1 of 2 |
| Barium (mg/L) | GWC-17 | 0.027 | n/a | 1/21/2026 | 0.019 | No | 38 | n/a | n/a | 0 | n/a | n/a | 0.001294 | NP Intra (normality) 1 of 2 |

# Appendix I Intrawell Prediction Limits - All Results

Plant Wansley Client: Southern Company Data: Wansley Landfill Printed 3/31/2026, 6:16 AM

| Constituent | Well | Upper Lim. | Lower Lim. | Date | Observ. | Sig. | Bg N | Bg Mean | Std. Dev. | %NDs | ND Adj. | Transform | Alpha | Method |
|---|---|---|---|---|---|---|---|---|---|---|---|---|---|---|
| Barium (mg/L) | GWC-18 | 0.04965 | n/a | 1/21/2026 | 0.045 | No | 38 | 0.03608 | 0.005283 | 0 | None | No | 0.0001135 | Param Intra 1 of 2 |
| Barium (mg/L) | GWC-19 | 0.1364 | n/a | 1/21/2026 | 0.1075 | No | 38 | 0.07752 | 0.02293 | 0 | None | No | 0.0001135 | Param Intra 1 of 2 Deseas |
| **Barium (mg/L)** | **GWC-20** | **0.04028** | **n/a** | **1/21/2026** | **0.042** | **Yes** | **38** | **0.03403** | **0.002435** | **0** | **None** | **No** | **0.0001135** | **Param Intra 1 of 2** |
| Barium (mg/L) | GWC-21 | 0.08555 | n/a | 1/20/2026 | 0.054 | No | 38 | 0.1725 | 0.04674 | 0 | None | sqrt(x) | 0.0001135 | Param Intra 1 of 2 |
| Barium (mg/L) | GWC-22 | 0.02952 | n/a | 1/20/2026 | 0.028 | No | 38 | 0.0253 | 0.001643 | 0 | None | No | 0.0001135 | Param Intra 1 of 2 |
| Barium (mg/L) | GWC-23 | 0.0114 | n/a | 1/22/2026 | 0.0051J | No | 38 | n/a | n/a | 0 | n/a | n/a | 0.001294 | NP Intra (normality) 1 of 2 |
| Barium (mg/L) | GWC-24 | 0.03323 | n/a | 1/21/2026 | 0.022 | No | 29 | 0.01573 | 0.006567 | 0 | None | No | 0.0001135 | Param Intra 1 of 2 |
| Barium (mg/L) | GWC-25 | 0.0553 | n/a | 1/21/2026 | 0.022 | No | 37 | 0.03117 | 0.009367 | 0 | None | No | 0.0001135 | Param Intra 1 of 2 |
| Barium (mg/L) | GWC-26 | 0.04356 | n/a | 1/22/2026 | 0.039 | No | 38 | 0.001205 | 0.0002695 | 0 | None | x^2 | 0.0001135 | Param Intra 1 of 2 |
| Barium (mg/L) | GWC-27 | 0.02178 | n/a | 1/21/2026 | 0.013 | No | 38 | 0.01243 | 0.00364 | 0 | None | No | 0.0001135 | Param Intra 1 of 2 |
| Barium (mg/L) | GWC-30 | 0.013 | n/a | 1/21/2026 | 0.009J | No | 38 | n/a | n/a | 0 | n/a | n/a | 0.001294 | NP Intra (normality) 1 of 2 |
| Barium (mg/L) | GWC-31 | 0.009203 | n/a | 2/11/2026 | 0.0026J | No | 33 | 0.05692 | 0.01492 | 6.061 | None | sqrt(x) | 0.0001135 | Param Intra 1 of 2 |
| Barium (mg/L) | GWC-32 | 0.01 | n/a | 1/21/2026 | 0.0007J | No | 38 | n/a | n/a | 26.32 | n/a | n/a | 0.001294 | NP Intra (normality) 1 of 2 |
| Barium (mg/L) | GWC-33 | 0.01829 | n/a | 1/22/2026 | 0.0043J | No | 37 | 0.0871 | 0.01869 | 2.703 | None | sqrt(x) | 0.0001135 | Param Intra 1 of 2 |
| Barium (mg/L) | GWC-34 | 0.01573 | n/a | 1/22/2026 | 0.013 | No | 37 | 0.01191 | 0.001482 | 0 | None | No | 0.0001135 | Param Intra 1 of 2 |
| **Barium (mg/L)** | **GWC-35** | **0.02298** | **n/a** | **1/22/2026** | **0.054** | **Yes** | **30** | **0.02009** | **0.001091** | **0** | **None** | **No** | **0.0001135** | **Param Intra 1 of 2** |
| Barium (mg/L) | GWC-5 | 0.03721 | n/a | 1/21/2026 | 0.025 | No | 38 | 0.02457 | 0.004922 | 0 | None | No | 0.0001135 | Param Intra 1 of 2 |
| **Barium (mg/L)** | **GWC-6** | **0.07741** | **n/a** | **1/20/2026** | **0.082** | **Yes** | **38** | **0.05686** | **0.008002** | **0** | **None** | **No** | **0.0001135** | **Param Intra 1 of 2** |
| Barium (mg/L) | GWC-7 | 0.1547 | n/a | 1/22/2026 | 0.056 | No | 38 | 0.2922 | 0.03939 | 0 | None | sqrt(x) | 0.0001135 | Param Intra 1 of 2 |
| Barium (mg/L) | GWC-8 | 0.1224 | n/a | 1/22/2026 | 0.032 | No | 38 | 0.3752 | 0.04723 | 0 | None | x^(1/3) | 0.0001135 | Param Intra 1 of 2 |
| Barium (mg/L) | GWC-9 | 0.2014 | n/a | 1/22/2026 | 0.09324 | No | 37 | 0.1304 | 0.02758 | 0 | None | No | 0.0001135 | Param Intra 1 of 2 Deseas |
| Beryllium (mg/L) | GWA-1 | 0.001 | n/a | 1/20/2026 | 0.001ND | No | 38 | n/a | n/a | 86.84 | n/a | n/a | 0.001294 | NP Intra (NDs) 1 of 2 |
| Beryllium (mg/L) | GWA-2 | 0.001 | n/a | 1/20/2026 | 0.001ND | No | 38 | n/a | n/a | 92.11 | n/a | n/a | 0.001294 | NP Intra (NDs) 1 of 2 |
| Beryllium (mg/L) | GWA-28 | 0.0025 | n/a | 1/20/2026 | 0.00025J | No | 38 | n/a | n/a | 26.32 | n/a | n/a | 0.001294 | NP Intra (normality) 1 of 2 |
| Beryllium (mg/L) | GWA-29 | 0.002821 | n/a | 1/20/2026 | 0.0016 | No | 37 | 0.000003997 | 0.000001535 | 5.405 | None | x^2 | 0.0001135 | Param Intra 1 of 2 |
| Beryllium (mg/L) | GWA-3 | 0.001 | n/a | 1/21/2026 | 0.001ND | No | 22 | n/a | n/a | 95.45 | n/a | n/a | 0.003707 | NP Intra (NDs) 1 of 2 |
| Beryllium (mg/L) | GWA-4 | 0.001 | n/a | 1/20/2026 | 0.001ND | No | 38 | n/a | n/a | 100 | n/a | n/a | 0.001294 | NP Intra (NDs) 1 of 2 |
| Beryllium (mg/L) | GWC-10 | 0.001 | n/a | 1/21/2026 | 0.001ND | No | 27 | n/a | n/a | 96.3 | n/a | n/a | 0.002502 | NP Intra (NDs) 1 of 2 |
| Beryllium (mg/L) | GWC-11 | 0.001 | n/a | 1/21/2026 | 0.001ND | No | 38 | n/a | n/a | 89.47 | n/a | n/a | 0.001294 | NP Intra (NDs) 1 of 2 |
| Beryllium (mg/L) | GWC-12 | 0.001 | n/a | 1/21/2026 | 0.001ND | No | 38 | n/a | n/a | 92.11 | n/a | n/a | 0.001294 | NP Intra (NDs) 1 of 2 |
| Beryllium (mg/L) | GWC-13 | 0.001 | n/a | 1/21/2026 | 0.001ND | No | 38 | n/a | n/a | 97.37 | n/a | n/a | 0.001294 | NP Intra (NDs) 1 of 2 |
| Beryllium (mg/L) | GWC-14 | 0.0025 | n/a | 1/20/2026 | 0.00015J | No | 38 | n/a | n/a | 42.11 | n/a | n/a | 0.001294 | NP Intra (normality) 1 of 2 |
| Beryllium (mg/L) | GWC-15 | 0.001 | n/a | 1/21/2026 | 0.001ND | No | 38 | n/a | n/a | 94.74 | n/a | n/a | 0.001294 | NP Intra (NDs) 1 of 2 |
| Beryllium (mg/L) | GWC-16 | 0.001 | n/a | 1/21/2026 | 0.001ND | No | 38 | n/a | n/a | 94.74 | n/a | n/a | 0.001294 | NP Intra (NDs) 1 of 2 |
| Beryllium (mg/L) | GWC-17 | 0.001 | n/a | 1/21/2026 | 0.001ND | No | 38 | n/a | n/a | 97.37 | n/a | n/a | 0.001294 | NP Intra (NDs) 1 of 2 |
| Beryllium (mg/L) | GWC-18 | 0.001 | n/a | 1/21/2026 | 0.001ND | No | 38 | n/a | n/a | 97.37 | n/a | n/a | 0.001294 | NP Intra (NDs) 1 of 2 |
| Beryllium (mg/L) | GWC-19 | 0.001 | n/a | 1/21/2026 | 0.001ND | No | 38 | n/a | n/a | 89.47 | n/a | n/a | 0.001294 | NP Intra (NDs) 1 of 2 |
| Beryllium (mg/L) | GWC-20 | 0.001 | n/a | 1/21/2026 | 0.001ND | No | 38 | n/a | n/a | 97.37 | n/a | n/a | 0.001294 | NP Intra (NDs) 1 of 2 |
| Beryllium (mg/L) | GWC-21 | 0.001 | n/a | 1/20/2026 | 0.001ND | No | 38 | n/a | n/a | 94.74 | n/a | n/a | 0.001294 | NP Intra (NDs) 1 of 2 |
| Beryllium (mg/L) | GWC-22 | 0.001 | n/a | 1/20/2026 | 0.001ND | No | 38 | n/a | n/a | 92.11 | n/a | n/a | 0.001294 | NP Intra (NDs) 1 of 2 |
| Beryllium (mg/L) | GWC-23 | 0.001 | n/a | 1/22/2026 | 0.001ND | No | 38 | n/a | n/a | 94.74 | n/a | n/a | 0.001294 | NP Intra (NDs) 1 of 2 |
| Beryllium (mg/L) | GWC-24 | 0.001 | n/a | 1/21/2026 | 0.001ND | No | 29 | n/a | n/a | 79.31 | n/a | n/a | 0.002172 | NP Intra (NDs) 1 of 2 |
| Beryllium (mg/L) | GWC-25 | 0.001 | n/a | 1/21/2026 | 0.001ND | No | 37 | n/a | n/a | 94.59 | n/a | n/a | 0.001361 | NP Intra (NDs) 1 of 2 |
| Beryllium (mg/L) | GWC-26 | 0.001 | n/a | 1/22/2026 | 0.001ND | No | 38 | n/a | n/a | 94.74 | n/a | n/a | 0.001294 | NP Intra (NDs) 1 of 2 |
| Beryllium (mg/L) | GWC-27 | 0.0066 | n/a | 1/21/2026 | 0.0035 | No | 38 | n/a | n/a | 7.895 | n/a | n/a | 0.001294 | NP Intra (normality) 1 of 2 |
| Beryllium (mg/L) | GWC-30 | 0.001 | n/a | 1/21/2026 | 0.001ND | No | 38 | n/a | n/a | 97.37 | n/a | n/a | 0.001294 | NP Intra (NDs) 1 of 2 |
| Beryllium (mg/L) | GWC-31 | 0.003 | n/a | 2/11/2026 | 0.0008J | No | 33 | n/a | n/a | 18.18 | n/a | n/a | 0.001701 | NP Intra (normality) 1 of 2 |
| Beryllium (mg/L) | GWC-32 | 0.00196 | n/a | 1/21/2026 | 0.0012 | No | 39 | 0.0009426 | 0.0003973 | 17.95 | Kaplan-Meier | No | 0.0001135 | Param Intra 1 of 2 |
| Beryllium (mg/L) | GWC-33 | 0.0011 | n/a | 1/22/2026 | 0.00035J | No | 37 | n/a | n/a | 32.43 | n/a | n/a | 0.001361 | NP Intra (normality) 1 of 2 |
| Beryllium (mg/L) | GWC-34 | 0.001 | n/a | 1/22/2026 | 0.001ND | No | 38 | n/a | n/a | 89.47 | n/a | n/a | 0.001294 | NP Intra (NDs) 1 of 2 |
| Beryllium (mg/L) | GWC-35 | 0.001 | n/a | 1/22/2026 | 0.001ND | No | 38 | n/a | n/a | 89.47 | n/a | n/a | 0.001294 | NP Intra (NDs) 1 of 2 |
| Beryllium (mg/L) | GWC-5 | 0.001 | n/a | 1/21/2026 | 0.001ND | No | 38 | n/a | n/a | 97.37 | n/a | n/a | 0.001294 | NP Intra (NDs) 1 of 2 |
| Beryllium (mg/L) | GWC-6 | 0.001 | n/a | 1/20/2026 | 0.001ND | No | 38 | n/a | n/a | 97.37 | n/a | n/a | 0.001294 | NP Intra (NDs) 1 of 2 |
| Beryllium (mg/L) | GWC-8 | 0.001 | n/a | 1/22/2026 | 0.001ND | No | 38 | n/a | n/a | 94.74 | n/a | n/a | 0.001294 | NP Intra (NDs) 1 of 2 |
| Beryllium (mg/L) | GWC-9 | 0.001 | n/a | 1/22/2026 | 0.001ND | No | 38 | n/a | n/a | 71.05 | n/a | n/a | 0.001294 | NP Intra (NDs) 1 of 2 |
| Cadmium (mg/L) | GWA-1 | 0.0007 | n/a | 1/20/2026 | 0.0007ND | No | 38 | n/a | n/a | 94.74 | n/a | n/a | 0.001294 | NP Intra (NDs) 1 of 2 |
| Cadmium (mg/L) | GWA-2 | 0.0007 | n/a | 1/20/2026 | 0.0007ND | No | 38 | n/a | n/a | 100 | n/a | n/a | 0.001294 | NP Intra (NDs) 1 of 2 |
| Cadmium (mg/L) | GWA-28 | 0.0007 | n/a | 1/20/2026 | 0.0007ND | No | 38 | n/a | n/a | 97.37 | n/a | n/a | 0.001294 | NP Intra (NDs) 1 of 2 |
| Cadmium (mg/L) | GWA-29 | 0.0007 | n/a | 1/20/2026 | 0.0007ND | No | 37 | n/a | n/a | 94.59 | n/a | n/a | 0.001361 | NP Intra (NDs) 1 of 2 |
| Cadmium (mg/L) | GWA-3 | 0.0007 | n/a | 1/21/2026 | 0.0007ND | No | 22 | n/a | n/a | 63.64 | n/a | n/a | 0.003707 | NP Intra (NDs) 1 of 2 |
| Cadmium (mg/L) | GWA-4 | 0.0007 | n/a | 1/20/2026 | 0.0007ND | No | 38 | n/a | n/a | 100 | n/a | n/a | 0.001294 | NP Intra (NDs) 1 of 2 |
| Cadmium (mg/L) | GWC-10 | 0.0007 | n/a | 1/21/2026 | 0.0007ND | No | 27 | n/a | n/a | 96.3 | n/a | n/a | 0.002502 | NP Intra (NDs) 1 of 2 |
| Cadmium (mg/L) | GWC-11 | 0.0022 | n/a | 1/21/2026 | 0.0007ND | No | 38 | n/a | n/a | 92.11 | n/a | n/a | 0.001294 | NP Intra (NDs) 1 of 2 |
| Cadmium (mg/L) | GWC-13 | 0.0007 | n/a | 1/21/2026 | 0.0007ND | No | 38 | n/a | n/a | 94.74 | n/a | n/a | 0.001294 | NP Intra (NDs) 1 of 2 |
| Cadmium (mg/L) | GWC-14 | 0.0007 | n/a | 1/20/2026 | 0.0007ND | No | 38 | n/a | n/a | 55.26 | n/a | n/a | 0.001294 | NP Intra (NDs) 1 of 2 |
| Cadmium (mg/L) | GWC-17 | 0.0007 | n/a | 1/21/2026 | 0.0007ND | No | 38 | n/a | n/a | 97.37 | n/a | n/a | 0.001294 | NP Intra (NDs) 1 of 2 |
| Cadmium (mg/L) | GWC-19 | 0.00097 | n/a | 1/21/2026 | 0.0007ND | No | 38 | n/a | n/a | 97.37 | n/a | n/a | 0.001294 | NP Intra (NDs) 1 of 2 |
| Cadmium (mg/L) | GWC-21 | 0.0007 | n/a | 1/20/2026 | 0.0007ND | No | 38 | n/a | n/a | 81.58 | n/a | n/a | 0.001294 | NP Intra (NDs) 1 of 2 |

# Appendix I Intrawell Prediction Limits - All Results

Plant Wansley Client: Southern Company Data: Wansley Landfill Printed 3/31/2026, 6:16 AM

| Constituent | Well | Upper Lim. | Lower Lim. | Date | Observ. | Sig. | Bg N | Bg Mean | Std. Dev. | %NDs | ND Adj. | Transform | Alpha | Method |
|---|---|---|---|---|---|---|---|---|---|---|---|---|---|---|
| Cadmium (mg/L) | GWC-22 | 0.0007 | n/a | 1/20/2026 | 0.0007ND | No | 38 | n/a | n/a | 86.84 | n/a | n/a | 0.001294 | NP Intra (NDs) 1 of 2 |
| Cadmium (mg/L) | GWC-24 | 0.0021 | n/a | 1/21/2026 | 0.0007ND | No | 29 | n/a | n/a | 89.66 | n/a | n/a | 0.002172 | NP Intra (NDs) 1 of 2 |
| Cadmium (mg/L) | GWC-25 | 0.0007 | n/a | 1/21/2026 | 0.0007ND | No | 37 | n/a | n/a | 97.3 | n/a | n/a | 0.001361 | NP Intra (NDs) 1 of 2 |
| Cadmium (mg/L) | GWC-30 | 0.0007 | n/a | 1/21/2026 | 0.0007ND | No | 38 | n/a | n/a | 97.37 | n/a | n/a | 0.001294 | NP Intra (NDs) 1 of 2 |
| Cadmium (mg/L) | GWC-31 | 0.0007 | n/a | 2/11/2026 | 0.0007ND | No | 33 | n/a | n/a | 93.94 | n/a | n/a | 0.001701 | NP Intra (NDs) 1 of 2 |
| Cadmium (mg/L) | GWC-34 | 0.0007 | n/a | 1/22/2026 | 0.0007ND | No | 38 | n/a | n/a | 92.11 | n/a | n/a | 0.001294 | NP Intra (NDs) 1 of 2 |
| Cadmium (mg/L) | GWC-5 | 0.0007 | n/a | 1/21/2026 | 0.0007ND | No | 38 | n/a | n/a | 97.37 | n/a | n/a | 0.001294 | NP Intra (NDs) 1 of 2 |
| Cadmium (mg/L) | GWC-7 | 0.0007 | n/a | 1/22/2026 | 0.0007ND | No | 38 | n/a | n/a | 97.37 | n/a | n/a | 0.001294 | NP Intra (NDs) 1 of 2 |
| Cadmium (mg/L) | GWC-8 | 0.0007 | n/a | 1/22/2026 | 0.0007ND | No | 38 | n/a | n/a | 97.37 | n/a | n/a | 0.001294 | NP Intra (NDs) 1 of 2 |
| Cadmium (mg/L) | GWC-9 | 0.0007 | n/a | 1/22/2026 | 0.0007ND | No | 38 | n/a | n/a | 92.11 | n/a | n/a | 0.001294 | NP Intra (NDs) 1 of 2 |
| Chromium (mg/L) | GWA-1 | 0.005 | n/a | 1/20/2026 | 0.005ND | No | 38 | n/a | n/a | 89.47 | n/a | n/a | 0.001294 | NP Intra (NDs) 1 of 2 |
| Chromium (mg/L) | GWA-2 | 0.005 | n/a | 1/20/2026 | 0.005ND | No | 38 | n/a | n/a | 86.84 | n/a | n/a | 0.001294 | NP Intra (NDs) 1 of 2 |
| Chromium (mg/L) | GWA-28 | 0.0082 | n/a | 1/20/2026 | 0.005ND | No | 38 | n/a | n/a | 81.58 | n/a | n/a | 0.001294 | NP Intra (NDs) 1 of 2 |
| Chromium (mg/L) | GWA-29 | 0.00684 | n/a | 1/20/2026 | 0.005ND | No | 36 | n/a | n/a | 83.33 | n/a | n/a | 0.001429 | NP Intra (NDs) 1 of 2 |
| Chromium (mg/L) | GWA-3 | 0.005 | n/a | 1/21/2026 | 0.005ND | No | 22 | n/a | n/a | 81.82 | n/a | n/a | 0.003707 | NP Intra (NDs) 1 of 2 |
| Chromium (mg/L) | GWA-4 | 0.005 | n/a | 1/20/2026 | 0.005ND | No | 38 | n/a | n/a | 89.47 | n/a | n/a | 0.001294 | NP Intra (NDs) 1 of 2 |
| Chromium (mg/L) | GWC-10 | 0.005 | n/a | 1/21/2026 | 0.005ND | No | 27 | n/a | n/a | 85.19 | n/a | n/a | 0.002502 | NP Intra (NDs) 1 of 2 |
| Chromium (mg/L) | GWC-11 | 0.003843 | n/a | 1/21/2026 | 0.0025ND | No | 38 | 0.002177 | 0.0006486 | 13.16 | None | No | 0.0001135 | Param Intra 1 of 2 |
| Chromium (mg/L) | GWC-12 | 0.005 | n/a | 1/21/2026 | 0.005ND | No | 38 | n/a | n/a | 89.47 | n/a | n/a | 0.001294 | NP Intra (NDs) 1 of 2 |
| Chromium (mg/L) | GWC-13 | 0.005 | n/a | 1/21/2026 | 0.005ND | No | 38 | n/a | n/a | 89.47 | n/a | n/a | 0.001294 | NP Intra (NDs) 1 of 2 |
| Chromium (mg/L) | GWC-14 | 0.005 | n/a | 1/20/2026 | 0.005ND | No | 38 | n/a | n/a | 92.11 | n/a | n/a | 0.001294 | NP Intra (NDs) 1 of 2 |
| Chromium (mg/L) | GWC-15 | 0.005 | n/a | 1/21/2026 | 0.005ND | No | 38 | n/a | n/a | 94.74 | n/a | n/a | 0.001294 | NP Intra (NDs) 1 of 2 |
| Chromium (mg/L) | GWC-16 | 0.0045 | n/a | 1/21/2026 | 0.0025ND | No | 38 | n/a | n/a | 7.895 | n/a | n/a | 0.001294 | NP Intra (normality) 1 of 2 |
| Chromium (mg/L) | GWC-17 | 0.005 | n/a | 1/21/2026 | 0.005ND | No | 38 | n/a | n/a | 92.11 | n/a | n/a | 0.001294 | NP Intra (NDs) 1 of 2 |
| Chromium (mg/L) | GWC-18 | 0.005 | n/a | 1/21/2026 | 0.005ND | No | 38 | n/a | n/a | 89.47 | n/a | n/a | 0.001294 | NP Intra (NDs) 1 of 2 |
| Chromium (mg/L) | GWC-19 | 0.005 | n/a | 1/21/2026 | 0.005ND | No | 38 | n/a | n/a | 92.11 | n/a | n/a | 0.001294 | NP Intra (NDs) 1 of 2 |
| Chromium (mg/L) | GWC-20 | 0.005 | n/a | 1/21/2026 | 0.005ND | No | 38 | n/a | n/a | 84.21 | n/a | n/a | 0.001294 | NP Intra (NDs) 1 of 2 |
| Chromium (mg/L) | GWC-21 | 0.005 | n/a | 1/20/2026 | 0.005ND | No | 38 | n/a | n/a | 89.47 | n/a | n/a | 0.001294 | NP Intra (NDs) 1 of 2 |
| Chromium (mg/L) | GWC-22 | 0.005 | n/a | 1/20/2026 | 0.005ND | No | 38 | n/a | n/a | 60.53 | n/a | n/a | 0.001294 | NP Intra (NDs) 1 of 2 |
| Chromium (mg/L) | GWC-23 | 0.005 | n/a | 1/22/2026 | 0.005ND | No | 38 | n/a | n/a | 78.95 | n/a | n/a | 0.001294 | NP Intra (NDs) 1 of 2 |
| Chromium (mg/L) | GWC-24 | 0.005 | n/a | 1/21/2026 | 0.005ND | No | 29 | n/a | n/a | 86.21 | n/a | n/a | 0.002172 | NP Intra (NDs) 1 of 2 |
| Chromium (mg/L) | GWC-25 | 0.0065 | n/a | 1/21/2026 | 0.005ND | No | 36 | n/a | n/a | 72.22 | n/a | n/a | 0.001429 | NP Intra (NDs) 1 of 2 |
| Chromium (mg/L) | GWC-26 | 0.005 | n/a | 1/22/2026 | 0.005ND | No | 38 | n/a | n/a | 89.47 | n/a | n/a | 0.001294 | NP Intra (NDs) 1 of 2 |
| Chromium (mg/L) | GWC-27 | 0.005 | n/a | 1/21/2026 | 0.005ND | No | 38 | n/a | n/a | 89.47 | n/a | n/a | 0.001294 | NP Intra (NDs) 1 of 2 |
| Chromium (mg/L) | GWC-30 | 0.005 | n/a | 1/21/2026 | 0.005ND | No | 38 | n/a | n/a | 86.84 | n/a | n/a | 0.001294 | NP Intra (NDs) 1 of 2 |
| Chromium (mg/L) | GWC-31 | 0.009161 | n/a | 2/11/2026 | 0.005ND | No | 33 | 0.1398 | 0.02655 | 27.27 | Kaplan-Meier | x^(1/3) | 0.0001135 | Param Intra 1 of 2 |
| Chromium (mg/L) | GWC-32 | 0.005 | n/a | 1/21/2026 | 0.005ND | No | 37 | n/a | n/a | 89.19 | n/a | n/a | 0.001361 | NP Intra (NDs) 1 of 2 |
| Chromium (mg/L) | GWC-33 | 0.005 | n/a | 1/22/2026 | 0.005ND | No | 37 | n/a | n/a | 64.86 | n/a | n/a | 0.001361 | NP Intra (NDs) 1 of 2 |
| Chromium (mg/L) | GWC-34 | 0.005 | n/a | 1/22/2026 | 0.005ND | No | 38 | n/a | n/a | 92.11 | n/a | n/a | 0.001294 | NP Intra (NDs) 1 of 2 |
| Chromium (mg/L) | GWC-35 | 0.005 | n/a | 1/22/2026 | 0.005ND | No | 38 | n/a | n/a | 92.11 | n/a | n/a | 0.001294 | NP Intra (NDs) 1 of 2 |
| Chromium (mg/L) | GWC-5 | 0.005 | n/a | 1/21/2026 | 0.005ND | No | 37 | n/a | n/a | 64.86 | n/a | n/a | 0.001361 | NP Intra (NDs) 1 of 2 |
| Chromium (mg/L) | GWC-6 | 0.005 | n/a | 1/20/2026 | 0.005ND | No | 38 | n/a | n/a | 89.47 | n/a | n/a | 0.001294 | NP Intra (NDs) 1 of 2 |
| Chromium (mg/L) | GWC-7 | 0.005 | n/a | 1/22/2026 | 0.005ND | No | 38 | n/a | n/a | 92.11 | n/a | n/a | 0.001294 | NP Intra (NDs) 1 of 2 |
| Chromium (mg/L) | GWC-8 | 0.005 | n/a | 1/22/2026 | 0.005ND | No | 38 | n/a | n/a | 89.47 | n/a | n/a | 0.001294 | NP Intra (NDs) 1 of 2 |
| Chromium (mg/L) | GWC-9 | 0.0073 | n/a | 1/22/2026 | 0.005ND | No | 38 | n/a | n/a | 36.84 | n/a | n/a | 0.001294 | NP Intra (normality) 1 of 2 |
| Cobalt (mg/L) | GWA-1 | 0.005 | n/a | 1/20/2026 | 0.005ND | No | 38 | n/a | n/a | 65.79 | n/a | n/a | 0.001294 | NP Intra (NDs) 1 of 2 |
| Cobalt (mg/L) | GWA-2 | 0.005 | n/a | 1/20/2026 | 0.005ND | No | 38 | n/a | n/a | 68.42 | n/a | n/a | 0.001294 | NP Intra (NDs) 1 of 2 |
| Cobalt (mg/L) | GWA-28 | 0.005 | n/a | 1/20/2026 | 0.005ND | No | 38 | n/a | n/a | 100 | n/a | n/a | 0.001294 | NP Intra (NDs) 1 of 2 |
| Cobalt (mg/L) | GWA-29 | 0.005 | n/a | 1/20/2026 | 0.005ND | No | 37 | n/a | n/a | 94.59 | n/a | n/a | 0.001361 | NP Intra (NDs) 1 of 2 |
| Cobalt (mg/L) | GWA-3 | 0.0028 | n/a | 1/21/2026 | 0.0013J | No | 22 | n/a | n/a | 36.36 | n/a | n/a | 0.003707 | NP Intra (normality) 1 of 2 |
| Cobalt (mg/L) | GWA-4 | 0.01389 | n/a | 1/20/2026 | 0.002J | No | 38 | 0.06916 | 0.01896 | 5.263 | None | sqrt(x) | 0.0001135 | Param Intra 1 of 2 |
| Cobalt (mg/L) | GWC-10 | 0.01356 | n/a | 1/21/2026 | 0.0026J | No | 27 | 0.06755 | 0.01811 | 0 | None | sqrt(x) | 0.0001135 | Param Intra 1 of 2 |
| Cobalt (mg/L) | GWC-11 | 0.006727 | n/a | 1/21/2026 | 0.0025J | No | 15 | 0.04581 | 0.01151 | 0 | None | sqrt(x) | 0.0001135 | Param Intra 1 of 2 |
| Cobalt (mg/L) | GWC-12 | 0.005 | n/a | 1/21/2026 | 0.005ND | No | 38 | n/a | n/a | 68.42 | n/a | n/a | 0.001294 | NP Intra (NDs) 1 of 2 |
| Cobalt (mg/L) | GWC-14 | 0.4812 | n/a | 1/20/2026 | 0.19 | No | 27 | 0.1699 | 0.1154 | 0 | None | No | 0.0001135 | Param Intra 1 of 2 |
| Cobalt (mg/L) | GWC-15 | 0.005 | n/a | 1/21/2026 | 0.005ND | No | 38 | n/a | n/a | 68.42 | n/a | n/a | 0.001294 | NP Intra (NDs) 1 of 2 |
| Cobalt (mg/L) | GWC-16 | 0.005 | n/a | 1/21/2026 | 0.005ND | No | 37 | n/a | n/a | 97.3 | n/a | n/a | 0.001361 | NP Intra (NDs) 1 of 2 |
| Cobalt (mg/L) | GWC-17 | 0.005 | n/a | 1/21/2026 | 0.005ND | No | 38 | n/a | n/a | 97.37 | n/a | n/a | 0.001294 | NP Intra (NDs) 1 of 2 |
| Cobalt (mg/L) | GWC-19 | 0.0042 | n/a | 1/21/2026 | 0.00072J | No | 37 | n/a | n/a | 32.43 | n/a | n/a | 0.001361 | NP Intra (normality) 1 of 2 |
| Cobalt (mg/L) | GWC-20 | 0.005 | n/a | 1/21/2026 | 0.0009J | No | 38 | n/a | n/a | 78.95 | n/a | n/a | 0.001294 | NP Intra (NDs) 1 of 2 |
| Cobalt (mg/L) | GWC-21 | 0.005567 | n/a | 1/20/2026 | 0.00089J | No | 38 | 0.002041 | 0.001373 | 18.42 | Kaplan-Meier | No | 0.0001135 | Param Intra 1 of 2 |
| Cobalt (mg/L) | GWC-22 | 0.005 | n/a | 1/20/2026 | 0.005ND | No | 38 | n/a | n/a | 94.74 | n/a | n/a | 0.001294 | NP Intra (NDs) 1 of 2 |
| Cobalt (mg/L) | GWC-23 | 0.005 | n/a | 1/22/2026 | 0.005ND | No | 36 | n/a | n/a | 66.67 | n/a | n/a | 0.001429 | NP Intra (NDs) 1 of 2 |
| Cobalt (mg/L) | GWC-24 | 0.006971 | n/a | 1/21/2026 | 0.0023J | No | 29 | 0.1208 | 0.02637 | 6.897 | None | x^(1/3) | 0.0001135 | Param Intra 1 of 2 |
| Cobalt (mg/L) | GWC-25 | 0.05586 | n/a | 1/21/2026 | 0.0037J | No | 37 | 0.1976 | 0.07169 | 5.405 | None | x^(1/3) | 0.0001135 | Param Intra 1 of 2 |
| Cobalt (mg/L) | GWC-26 | 0.005 | n/a | 1/22/2026 | 0.005ND | No | 38 | n/a | n/a | 81.58 | n/a | n/a | 0.001294 | NP Intra (NDs) 1 of 2 |
| Cobalt (mg/L) | GWC-27 | 0.004348 | n/a | 1/21/2026 | 0.00093J | No | 38 | 0.002096 | 0.0008769 | 10.53 | None | No | 0.0001135 | Param Intra 1 of 2 |
| Cobalt (mg/L) | GWC-31 | 0.005 | n/a | 2/11/2026 | 0.005ND | No | 33 | n/a | n/a | 84.85 | n/a | n/a | 0.001701 | NP Intra (NDs) 1 of 2 |

# Appendix I Intrawell Prediction Limits - All Results

Plant Wansley Client: Southern Company Data: Wansley Landfill Printed 3/31/2026, 6:16 AM

| Constituent | Well | Upper Lim. | Lower Lim. | Date | Observ. | Sig. | Bg N | Bg Mean | Std. Dev. | %NDs | ND Adj. | Transform | Alpha | Method |
|---|---|---|---|---|---|---|---|---|---|---|---|---|---|---|
| Cobalt (mg/L) | GWC-32 | 0.005 | n/a | 1/21/2026 | 0.005ND | No | 38 | n/a | n/a | 68.42 | n/a | n/a | 0.001294 | NP Intra (NDs) 1 of 2 |
| Cobalt (mg/L) | GWC-33 | 0.005 | n/a | 1/22/2026 | 0.005ND | No | 33 | n/a | n/a | 36.36 | n/a | n/a | 0.001701 | NP Intra (normality) 1 of 2 |
| Cobalt (mg/L) | GWC-34 | 0.005 | n/a | 1/22/2026 | 0.005ND | No | 37 | n/a | n/a | 94.59 | n/a | n/a | 0.001361 | NP Intra (NDs) 1 of 2 |
| Cobalt (mg/L) | GWC-35 | 0.0025 | n/a | 1/22/2026 | 0.00058J | No | 38 | n/a | n/a | 42.11 | n/a | n/a | 0.001294 | NP Intra (normality) 1 of 2 |
| Cobalt (mg/L) | GWC-5 | 0.01003 | n/a | 1/21/2026 | 0.0024J | No | 20 | 0.004409 | 0.00196 | 0 | None | No | 0.0001135 | Param Intra 1 of 2 |
| Cobalt (mg/L) | GWC-6 | 0.02045 | n/a | 1/20/2026 | 0.014 | No | 36 | 0.01284 | 0.002944 | 0 | None | No | 0.0001135 | Param Intra 1 of 2 |
| Cobalt (mg/L) | GWC-7 | 0.008 | n/a | 1/22/2026 | 0.001617J | No | 17 | 0.04031 | 0.01633 | 0 | None | sqrt(x) | 0.0001135 | Param Intra 1 of 2 Deseas |
| Cobalt (mg/L) | GWC-8 | 0.08172 | n/a | 1/22/2026 | 0.01833J | No | 36 | 0.03653 | 0.01749 | 0 | None | No | 0.0001135 | Param Intra 1 of 2 Deseas |
| Cobalt (mg/L) | GWC-9 | 0.1729 | n/a | 1/22/2026 | 0.03688 | No | 37 | n/a | n/a | 2.703 | n/a | n/a | 0.001361 | NP Intra (normality) 1 of... |
| Copper (mg/L) | GWA-1 | 0.002 | n/a | 1/20/2026 | 0.002ND | No | 32 | n/a | n/a | 100 | n/a | n/a | 0.001803 | NP Intra (NDs) 1 of 2 |
| Copper (mg/L) | GWA-2 | 0.002 | n/a | 1/20/2026 | 0.002ND | No | 32 | n/a | n/a | 78.13 | n/a | n/a | 0.001803 | NP Intra (NDs) 1 of 2 |
| Copper (mg/L) | GWA-28 | 0.002 | n/a | 1/20/2026 | 0.002ND | No | 32 | n/a | n/a | 96.88 | n/a | n/a | 0.001803 | NP Intra (NDs) 1 of 2 |
| Copper (mg/L) | GWA-29 | 0.0201 | n/a | 1/20/2026 | 0.0038 | No | 32 | -5.052 | 0.4361 | 9.375 | None | ln(x) | 0.0001135 | Param Intra 1 of 2 |
| Copper (mg/L) | GWA-3 | 0.004426 | n/a | 1/21/2026 | 0.00065J | No | 19 | 0.126 | 0.01311 | 31.58 | Kaplan-Meier | x^(1/3) | 0.0001135 | Param Intra 1 of 2 |
| Copper (mg/L) | GWA-4 | 0.002 | n/a | 1/20/2026 | 0.002ND | No | 32 | n/a | n/a | 100 | n/a | n/a | 0.001803 | NP Intra (NDs) 1 of 2 |
| Copper (mg/L) | GWC-10 | 0.004 | n/a | 1/21/2026 | 0.00072J | No | 20 | n/a | n/a | 85 | n/a | n/a | 0.004291 | NP Intra (NDs) 1 of 2 |
| Copper (mg/L) | GWC-11 | 0.0034 | n/a | 1/21/2026 | 0.002ND | No | 32 | n/a | n/a | 87.5 | n/a | n/a | 0.001803 | NP Intra (NDs) 1 of 2 |
| Copper (mg/L) | GWC-12 | 0.002 | n/a | 1/21/2026 | 0.002ND | No | 32 | n/a | n/a | 96.88 | n/a | n/a | 0.001803 | NP Intra (NDs) 1 of 2 |
| Copper (mg/L) | GWC-13 | 0.0021 | n/a | 1/21/2026 | 0.002ND | No | 32 | n/a | n/a | 93.75 | n/a | n/a | 0.001803 | NP Intra (NDs) 1 of 2 |
| Copper (mg/L) | GWC-14 | 0.002 | n/a | 1/20/2026 | 0.002ND | No | 31 | n/a | n/a | 87.1 | n/a | n/a | 0.001905 | NP Intra (NDs) 1 of 2 |
| Copper (mg/L) | GWC-15 | 0.003 | n/a | 1/21/2026 | 0.002ND | No | 32 | n/a | n/a | 96.88 | n/a | n/a | 0.001803 | NP Intra (NDs) 1 of 2 |
| Copper (mg/L) | GWC-16 | 0.002 | n/a | 1/21/2026 | 0.002ND | No | 32 | n/a | n/a | 96.88 | n/a | n/a | 0.001803 | NP Intra (NDs) 1 of 2 |
| Copper (mg/L) | GWC-17 | 0.002 | n/a | 1/21/2026 | 0.002ND | No | 32 | n/a | n/a | 93.75 | n/a | n/a | 0.001803 | NP Intra (NDs) 1 of 2 |
| Copper (mg/L) | GWC-19 | 0.002 | n/a | 1/21/2026 | 0.002ND | No | 32 | n/a | n/a | 96.88 | n/a | n/a | 0.001803 | NP Intra (NDs) 1 of 2 |
| Copper (mg/L) | GWC-20 | 0.0025 | n/a | 1/21/2026 | 0.002ND | No | 31 | n/a | n/a | 90.32 | n/a | n/a | 0.001905 | NP Intra (NDs) 1 of 2 |
| Copper (mg/L) | GWC-21 | 0.002 | n/a | 1/20/2026 | 0.002ND | No | 32 | n/a | n/a | 96.88 | n/a | n/a | 0.001803 | NP Intra (NDs) 1 of 2 |
| Copper (mg/L) | GWC-22 | 0.0024 | n/a | 1/20/2026 | 0.002ND | No | 32 | n/a | n/a | 93.75 | n/a | n/a | 0.001803 | NP Intra (NDs) 1 of 2 |
| Copper (mg/L) | GWC-23 | 0.002 | n/a | 1/22/2026 | 0.002ND | No | 32 | n/a | n/a | 84.38 | n/a | n/a | 0.001803 | NP Intra (NDs) 1 of 2 |
| Copper (mg/L) | GWC-24 | 0.0028 | n/a | 1/21/2026 | 0.002ND | No | 23 | n/a | n/a | 60.87 | n/a | n/a | 0.003415 | NP Intra (NDs) 1 of 2 |
| Copper (mg/L) | GWC-25 | 0.0034 | n/a | 1/21/2026 | 0.002ND | No | 31 | n/a | n/a | 61.29 | n/a | n/a | 0.001905 | NP Intra (NDs) 1 of 2 |
| Copper (mg/L) | GWC-26 | 0.0027 | n/a | 1/22/2026 | 0.002ND | No | 32 | n/a | n/a | 78.13 | n/a | n/a | 0.001803 | NP Intra (NDs) 1 of 2 |
| Copper (mg/L) | GWC-27 | 0.002 | n/a | 1/21/2026 | 0.002ND | No | 31 | n/a | n/a | 90.32 | n/a | n/a | 0.001905 | NP Intra (NDs) 1 of 2 |
| Copper (mg/L) | GWC-31 | 0.007608 | n/a | 2/11/2026 | 0.0009J | No | 29 | 0.0458 | 0.01555 | 34.48 | Kaplan-Meier | sqrt(x) | 0.0001135 | Param Intra 1 of 2 |
| Copper (mg/L) | GWC-33 | 0.002 | n/a | 1/22/2026 | 0.002ND | No | 31 | n/a | n/a | 93.55 | n/a | n/a | 0.001905 | NP Intra (NDs) 1 of 2 |
| Copper (mg/L) | GWC-34 | 0.0023 | n/a | 1/22/2026 | 0.002ND | No | 32 | n/a | n/a | 93.75 | n/a | n/a | 0.001803 | NP Intra (NDs) 1 of 2 |
| Copper (mg/L) | GWC-35 | 0.002 | n/a | 1/22/2026 | 0.002ND | No | 32 | n/a | n/a | 84.38 | n/a | n/a | 0.001803 | NP Intra (NDs) 1 of 2 |
| Copper (mg/L) | GWC-5 | 0.002 | n/a | 1/21/2026 | 0.00093J | No | 32 | n/a | n/a | 84.38 | n/a | n/a | 0.001803 | NP Intra (NDs) 1 of 2 |
| Copper (mg/L) | GWC-6 | 0.0031 | n/a | 1/20/2026 | 0.002ND | No | 32 | n/a | n/a | 93.75 | n/a | n/a | 0.001803 | NP Intra (NDs) 1 of 2 |
| Copper (mg/L) | GWC-8 | 0.0051 | n/a | 1/22/2026 | 0.0025 | No | 32 | n/a | n/a | 46.88 | n/a | n/a | 0.001803 | NP Intra (normality) 1 of 2 |
| Copper (mg/L) | GWC-9 | 0.0066 | n/a | 1/22/2026 | 0.001J | No | 32 | n/a | n/a | 75 | n/a | n/a | 0.001803 | NP Intra (NDs) 1 of 2 |
| Lead (mg/L) | GWA-1 | 0.001 | n/a | 1/20/2026 | 0.001ND | No | 38 | n/a | n/a | 97.37 | n/a | n/a | 0.001294 | NP Intra (NDs) 1 of 2 |
| Lead (mg/L) | GWA-2 | 0.0012 | n/a | 1/20/2026 | 0.001ND | No | 38 | n/a | n/a | 92.11 | n/a | n/a | 0.001294 | NP Intra (NDs) 1 of 2 |
| Lead (mg/L) | GWA-28 | 0.001 | n/a | 1/20/2026 | 0.001ND | No | 38 | n/a | n/a | 97.37 | n/a | n/a | 0.001294 | NP Intra (NDs) 1 of 2 |
| Lead (mg/L) | GWA-29 | 0.001 | n/a | 1/20/2026 | 0.001ND | No | 37 | n/a | n/a | 83.78 | n/a | n/a | 0.001361 | NP Intra (NDs) 1 of 2 |
| Lead (mg/L) | GWA-3 | 0.002 | n/a | 1/21/2026 | 0.001ND | No | 22 | n/a | n/a | 81.82 | n/a | n/a | 0.003707 | NP Intra (NDs) 1 of 2 |
| Lead (mg/L) | GWA-4 | 0.001 | n/a | 1/20/2026 | 0.001ND | No | 38 | n/a | n/a | 97.37 | n/a | n/a | 0.001294 | NP Intra (NDs) 1 of 2 |
| Lead (mg/L) | GWC-10 | 0.0022 | n/a | 1/21/2026 | 0.001ND | No | 28 | n/a | n/a | 78.57 | n/a | n/a | 0.002337 | NP Intra (NDs) 1 of 2 |
| Lead (mg/L) | GWC-11 | 0.0022 | n/a | 1/21/2026 | 0.001ND | No | 39 | n/a | n/a | 89.74 | n/a | n/a | 0.001226 | NP Intra (NDs) 1 of 2 |
| Lead (mg/L) | GWC-12 | 0.001 | n/a | 1/21/2026 | 0.001ND | No | 38 | n/a | n/a | 97.37 | n/a | n/a | 0.001294 | NP Intra (NDs) 1 of 2 |
| Lead (mg/L) | GWC-13 | 0.001 | n/a | 1/21/2026 | 0.001ND | No | 38 | n/a | n/a | 97.37 | n/a | n/a | 0.001294 | NP Intra (NDs) 1 of 2 |
| Lead (mg/L) | GWC-15 | 0.001 | n/a | 1/21/2026 | 0.001ND | No | 38 | n/a | n/a | 94.74 | n/a | n/a | 0.001294 | NP Intra (NDs) 1 of 2 |
| Lead (mg/L) | GWC-16 | 0.001 | n/a | 1/21/2026 | 0.001ND | No | 38 | n/a | n/a | 97.37 | n/a | n/a | 0.001294 | NP Intra (NDs) 1 of 2 |
| Lead (mg/L) | GWC-17 | 0.001 | n/a | 1/21/2026 | 0.001ND | No | 38 | n/a | n/a | 94.74 | n/a | n/a | 0.001294 | NP Intra (NDs) 1 of 2 |
| Lead (mg/L) | GWC-18 | 0.001 | n/a | 1/21/2026 | 0.001ND | No | 37 | n/a | n/a | 94.59 | n/a | n/a | 0.001361 | NP Intra (NDs) 1 of 2 |
| Lead (mg/L) | GWC-19 | 0.0019 | n/a | 1/21/2026 | 0.001ND | No | 38 | n/a | n/a | 84.21 | n/a | n/a | 0.001294 | NP Intra (NDs) 1 of 2 |
| Lead (mg/L) | GWC-20 | 0.001 | n/a | 1/21/2026 | 0.001ND | No | 38 | n/a | n/a | 94.74 | n/a | n/a | 0.001294 | NP Intra (NDs) 1 of 2 |
| Lead (mg/L) | GWC-21 | 0.001 | n/a | 1/20/2026 | 0.001ND | No | 38 | n/a | n/a | 92.11 | n/a | n/a | 0.001294 | NP Intra (NDs) 1 of 2 |
| Lead (mg/L) | GWC-22 | 0.001 | n/a | 1/20/2026 | 0.001ND | No | 38 | n/a | n/a | 94.74 | n/a | n/a | 0.001294 | NP Intra (NDs) 1 of 2 |
| Lead (mg/L) | GWC-23 | 0.001 | n/a | 1/22/2026 | 0.001ND | No | 38 | n/a | n/a | 86.84 | n/a | n/a | 0.001294 | NP Intra (NDs) 1 of 2 |
| Lead (mg/L) | GWC-24 | 0.0015 | n/a | 1/21/2026 | 0.001ND | No | 29 | n/a | n/a | 72.41 | n/a | n/a | 0.002172 | NP Intra (NDs) 1 of 2 |
| Lead (mg/L) | GWC-25 | 0.001 | n/a | 1/21/2026 | 0.001ND | No | 36 | n/a | n/a | 83.33 | n/a | n/a | 0.001429 | NP Intra (NDs) 1 of 2 |
| Lead (mg/L) | GWC-26 | 0.0015 | n/a | 1/22/2026 | 0.001ND | No | 38 | n/a | n/a | 92.11 | n/a | n/a | 0.001294 | NP Intra (NDs) 1 of 2 |
| Lead (mg/L) | GWC-27 | 0.001 | n/a | 1/21/2026 | 0.001ND | No | 38 | n/a | n/a | 86.84 | n/a | n/a | 0.001294 | NP Intra (NDs) 1 of 2 |
| Lead (mg/L) | GWC-30 | 0.001 | n/a | 1/21/2026 | 0.001ND | No | 38 | n/a | n/a | 97.37 | n/a | n/a | 0.001294 | NP Intra (NDs) 1 of 2 |
| Lead (mg/L) | GWC-31 | 0.0013 | n/a | 2/11/2026 | 0.001ND | No | 33 | n/a | n/a | 48.48 | n/a | n/a | 0.001701 | NP Intra (normality) 1 of 2 |
| Lead (mg/L) | GWC-33 | 0.001 | n/a | 1/22/2026 | 0.001ND | No | 37 | n/a | n/a | 89.19 | n/a | n/a | 0.001361 | NP Intra (NDs) 1 of 2 |
| Lead (mg/L) | GWC-34 | 0.001 | n/a | 1/22/2026 | 0.001ND | No | 38 | n/a | n/a | 94.74 | n/a | n/a | 0.001294 | NP Intra (NDs) 1 of 2 |
| Lead (mg/L) | GWC-5 | 0.001 | n/a | 1/21/2026 | 0.001ND | No | 38 | n/a | n/a | 97.37 | n/a | n/a | 0.001294 | NP Intra (NDs) 1 of 2 |

# Appendix I Intrawell Prediction Limits - All Results

Plant Wansley Client: Southern Company Data: Wansley Landfill Printed 3/31/2026, 6:16 AM

| Constituent | Well | Upper Lim. | Lower Lim. | Date | Observ. | Sig. | Bg N | Bg Mean | Std. Dev. | %NDs | ND Adj. | Transform | Alpha | Method |
|---|---|---|---|---|---|---|---|---|---|---|---|---|---|---|
| Lead (mg/L) | GWC-7 | 0.001 | n/a | 1/22/2026 | 0.001ND | No | 38 | n/a | n/a | 97.37 | n/a | n/a | 0.001294 | NP Intra (NDs) 1 of 2 |
| Lead (mg/L) | GWC-8 | 0.001 | n/a | 1/22/2026 | 0.001ND | No | 38 | n/a | n/a | 92.11 | n/a | n/a | 0.001294 | NP Intra (NDs) 1 of 2 |
| Lead (mg/L) | GWC-9 | 0.001 | n/a | 1/22/2026 | 0.001ND | No | 38 | n/a | n/a | 97.37 | n/a | n/a | 0.001294 | NP Intra (NDs) 1 of 2 |
| Mercury (mg/L) | GWA-1 | 0.0002 | n/a | 1/20/2026 | 0.0002ND | No | 38 | n/a | n/a | 94.74 | n/a | n/a | 0.001294 | NP Intra (NDs) 1 of 2 |
| Mercury (mg/L) | GWA-2 | 0.0002 | n/a | 1/20/2026 | 0.0002ND | No | 38 | n/a | n/a | 94.74 | n/a | n/a | 0.001294 | NP Intra (NDs) 1 of 2 |
| Mercury (mg/L) | GWA-28 | 0.0002 | n/a | 1/20/2026 | 0.0002ND | No | 38 | n/a | n/a | 94.74 | n/a | n/a | 0.001294 | NP Intra (NDs) 1 of 2 |
| Mercury (mg/L) | GWA-29 | 0.00021 | n/a | 1/20/2026 | 0.0002ND | No | 37 | n/a | n/a | 94.59 | n/a | n/a | 0.001361 | NP Intra (NDs) 1 of 2 |
| Mercury (mg/L) | GWA-3 | 0.0002 | n/a | 1/21/2026 | 0.0002ND | No | 22 | n/a | n/a | 95.45 | n/a | n/a | 0.003707 | NP Intra (NDs) 1 of 2 |
| Mercury (mg/L) | GWA-4 | 0.0002 | n/a | 1/20/2026 | 0.0002ND | No | 38 | n/a | n/a | 94.74 | n/a | n/a | 0.001294 | NP Intra (NDs) 1 of 2 |
| Mercury (mg/L) | GWC-10 | 0.0002 | n/a | 1/21/2026 | 0.0002ND | No | 27 | n/a | n/a | 92.59 | n/a | n/a | 0.002502 | NP Intra (NDs) 1 of 2 |
| Mercury (mg/L) | GWC-11 | 0.0002 | n/a | 1/21/2026 | 0.0002ND | No | 38 | n/a | n/a | 94.74 | n/a | n/a | 0.001294 | NP Intra (NDs) 1 of 2 |
| Mercury (mg/L) | GWC-12 | 0.0002 | n/a | 1/21/2026 | 0.0002ND | No | 38 | n/a | n/a | 97.37 | n/a | n/a | 0.001294 | NP Intra (NDs) 1 of 2 |
| Mercury (mg/L) | GWC-13 | 0.0002 | n/a | 1/21/2026 | 0.0002ND | No | 38 | n/a | n/a | 94.74 | n/a | n/a | 0.001294 | NP Intra (NDs) 1 of 2 |
| Mercury (mg/L) | GWC-14 | 0.00023 | n/a | 1/20/2026 | 0.0002ND | No | 39 | n/a | n/a | 84.62 | n/a | n/a | 0.001226 | NP Intra (NDs) 1 of 2 |
| Mercury (mg/L) | GWC-15 | 0.0002 | n/a | 1/21/2026 | 0.0002ND | No | 38 | n/a | n/a | 94.74 | n/a | n/a | 0.001294 | NP Intra (NDs) 1 of 2 |
| Mercury (mg/L) | GWC-16 | 0.0002 | n/a | 1/21/2026 | 0.0002ND | No | 38 | n/a | n/a | 94.74 | n/a | n/a | 0.001294 | NP Intra (NDs) 1 of 2 |
| Mercury (mg/L) | GWC-17 | 0.0002 | n/a | 1/21/2026 | 0.0002ND | No | 38 | n/a | n/a | 94.74 | n/a | n/a | 0.001294 | NP Intra (NDs) 1 of 2 |
| Mercury (mg/L) | GWC-18 | 0.0002 | n/a | 1/21/2026 | 0.0002ND | No | 38 | n/a | n/a | 94.74 | n/a | n/a | 0.001294 | NP Intra (NDs) 1 of 2 |
| Mercury (mg/L) | GWC-19 | 0.0002 | n/a | 1/21/2026 | 0.0002ND | No | 38 | n/a | n/a | 94.74 | n/a | n/a | 0.001294 | NP Intra (NDs) 1 of 2 |
| Mercury (mg/L) | GWC-20 | 0.0002 | n/a | 1/21/2026 | 0.0002ND | No | 38 | n/a | n/a | 94.74 | n/a | n/a | 0.001294 | NP Intra (NDs) 1 of 2 |
| Mercury (mg/L) | GWC-21 | 0.0002 | n/a | 1/20/2026 | 0.0002ND | No | 38 | n/a | n/a | 89.47 | n/a | n/a | 0.001294 | NP Intra (NDs) 1 of 2 |
| Mercury (mg/L) | GWC-22 | 0.0002 | n/a | 1/20/2026 | 0.0002ND | No | 38 | n/a | n/a | 94.74 | n/a | n/a | 0.001294 | NP Intra (NDs) 1 of 2 |
| Mercury (mg/L) | GWC-23 | 0.0002 | n/a | 1/22/2026 | 0.0002ND | No | 38 | n/a | n/a | 97.37 | n/a | n/a | 0.001294 | NP Intra (NDs) 1 of 2 |
| Mercury (mg/L) | GWC-24 | 0.0002 | n/a | 1/21/2026 | 0.0002ND | No | 29 | n/a | n/a | 96.55 | n/a | n/a | 0.002172 | NP Intra (NDs) 1 of 2 |
| Mercury (mg/L) | GWC-25 | 0.0002 | n/a | 1/21/2026 | 0.0002ND | No | 37 | n/a | n/a | 97.3 | n/a | n/a | 0.001361 | NP Intra (NDs) 1 of 2 |
| Mercury (mg/L) | GWC-26 | 0.0002 | n/a | 1/22/2026 | 0.0002ND | No | 38 | n/a | n/a | 94.74 | n/a | n/a | 0.001294 | NP Intra (NDs) 1 of 2 |
| Mercury (mg/L) | GWC-27 | 0.0002 | n/a | 1/21/2026 | 0.0002ND | No | 38 | n/a | n/a | 92.11 | n/a | n/a | 0.001294 | NP Intra (NDs) 1 of 2 |
| Mercury (mg/L) | GWC-30 | 0.0002 | n/a | 1/21/2026 | 0.0002ND | No | 38 | n/a | n/a | 92.11 | n/a | n/a | 0.001294 | NP Intra (NDs) 1 of 2 |
| Mercury (mg/L) | GWC-31 | 0.0002 | n/a | 2/11/2026 | 0.0002ND | No | 33 | n/a | n/a | 93.94 | n/a | n/a | 0.001701 | NP Intra (NDs) 1 of 2 |
| Mercury (mg/L) | GWC-32 | 0.0002 | n/a | 1/21/2026 | 0.0002ND | No | 38 | n/a | n/a | 97.37 | n/a | n/a | 0.001294 | NP Intra (NDs) 1 of 2 |
| Mercury (mg/L) | GWC-33 | 0.0002 | n/a | 1/22/2026 | 0.0002ND | No | 37 | n/a | n/a | 97.3 | n/a | n/a | 0.001361 | NP Intra (NDs) 1 of 2 |
| Mercury (mg/L) | GWC-34 | 0.0002 | n/a | 1/22/2026 | 0.0002ND | No | 38 | n/a | n/a | 92.11 | n/a | n/a | 0.001294 | NP Intra (NDs) 1 of 2 |
| Mercury (mg/L) | GWC-35 | 0.0002 | n/a | 1/22/2026 | 0.0002ND | No | 38 | n/a | n/a | 97.37 | n/a | n/a | 0.001294 | NP Intra (NDs) 1 of 2 |
| Mercury (mg/L) | GWC-5 | 0.0002 | n/a | 1/21/2026 | 0.0002ND | No | 38 | n/a | n/a | 97.37 | n/a | n/a | 0.001294 | NP Intra (NDs) 1 of 2 |
| Mercury (mg/L) | GWC-6 | 0.0002 | n/a | 1/20/2026 | 0.0002ND | No | 38 | n/a | n/a | 94.74 | n/a | n/a | 0.001294 | NP Intra (NDs) 1 of 2 |
| Mercury (mg/L) | GWC-7 | 0.0002 | n/a | 1/22/2026 | 0.0002ND | No | 38 | n/a | n/a | 97.37 | n/a | n/a | 0.001294 | NP Intra (NDs) 1 of 2 |
| Mercury (mg/L) | GWC-8 | 0.0004 | n/a | 1/22/2026 | 0.0002ND | No | 39 | n/a | n/a | 89.74 | n/a | n/a | 0.001226 | NP Intra (NDs) 1 of 2 |
| Mercury (mg/L) | GWC-9 | 0.0002 | n/a | 1/22/2026 | 0.0002ND | No | 38 | n/a | n/a | 92.11 | n/a | n/a | 0.001294 | NP Intra (NDs) 1 of 2 |
| Nickel (mg/L) | GWA-1 | 0.0025 | n/a | 1/20/2026 | 0.001J | No | 32 | n/a | n/a | 53.13 | n/a | n/a | 0.001803 | NP Intra (NDs) 1 of 2 |
| Nickel (mg/L) | GWA-2 | 0.0028 | n/a | 1/20/2026 | 0.0014J | No | 32 | n/a | n/a | 37.5 | n/a | n/a | 0.001803 | NP Intra (normality) 1 of 2 |
| Nickel (mg/L) | GWA-28 | 0.005 | n/a | 1/20/2026 | 0.0006J | No | 32 | n/a | n/a | 81.25 | n/a | n/a | 0.001803 | NP Intra (NDs) 1 of 2 |
| Nickel (mg/L) | GWA-29 | 0.006838 | n/a | 1/20/2026 | 0.00068J | No | 32 | 0.04577 | 0.01406 | 9.375 | None | sqrt(x) | 0.0001135 | Param Intra 1 of 2 |
| Nickel (mg/L) | GWA-3 | 0.006889 | n/a | 1/21/2026 | 0.00053J | No | 19 | 0.04614 | 0.01264 | 21.05 | Kaplan-Meier | sqrt(x) | 0.0001135 | Param Intra 1 of 2 |
| Nickel (mg/L) | GWA-4 | 0.005 | n/a | 1/20/2026 | 0.005ND | No | 30 | n/a | n/a | 43.33 | n/a | n/a | 0.002008 | NP Intra (normality) 1 of 2 |
| Nickel (mg/L) | GWC-10 | 0.006797 | n/a | 1/21/2026 | 0.00067J | No | 21 | 0.04617 | 0.01276 | 0 | None | sqrt(x) | 0.0001135 | Param Intra 1 of 2 |
| Nickel (mg/L) | GWC-11 | 0.005 | n/a | 1/21/2026 | 0.005ND | No | 32 | n/a | n/a | 87.5 | n/a | n/a | 0.001803 | NP Intra (NDs) 1 of 2 |
| Nickel (mg/L) | GWC-12 | 0.005 | n/a | 1/21/2026 | 0.005ND | No | 32 | n/a | n/a | 90.63 | n/a | n/a | 0.001803 | NP Intra (NDs) 1 of 2 |
| Nickel (mg/L) | GWC-13 | 0.005 | n/a | 1/21/2026 | 0.005ND | No | 32 | n/a | n/a | 71.88 | n/a | n/a | 0.001803 | NP Intra (NDs) 1 of 2 |
| Nickel (mg/L) | GWC-14 | 0.02693 | n/a | 1/20/2026 | 0.017 | No | 22 | 0.01664 | 0.003659 | 0 | None | No | 0.0001135 | Param Intra 1 of 2 |
| Nickel (mg/L) | GWC-15 | 0.005 | n/a | 1/21/2026 | 0.005ND | No | 32 | n/a | n/a | 93.75 | n/a | n/a | 0.001803 | NP Intra (NDs) 1 of 2 |
| Nickel (mg/L) | GWC-16 | 0.005 | n/a | 1/21/2026 | 0.0011J | No | 32 | n/a | n/a | 87.5 | n/a | n/a | 0.001803 | NP Intra (NDs) 1 of 2 |
| Nickel (mg/L) | GWC-17 | 0.005 | n/a | 1/21/2026 | 0.005ND | No | 32 | n/a | n/a | 87.5 | n/a | n/a | 0.001803 | NP Intra (NDs) 1 of 2 |
| Nickel (mg/L) | GWC-18 | 0.005 | n/a | 1/21/2026 | 0.005ND | No | 32 | n/a | n/a | 84.38 | n/a | n/a | 0.001803 | NP Intra (NDs) 1 of 2 |
| Nickel (mg/L) | GWC-19 | 0.0014 | n/a | 1/21/2026 | 0.0012J | No | 32 | n/a | n/a | 59.38 | n/a | n/a | 0.001803 | NP Intra (NDs) 1 of 2 |
| Nickel (mg/L) | GWC-20 | 0.005 | n/a | 1/21/2026 | 0.005ND | No | 32 | n/a | n/a | 87.5 | n/a | n/a | 0.001803 | NP Intra (NDs) 1 of 2 |
| Nickel (mg/L) | GWC-21 | 0.001 | n/a | 1/20/2026 | 0.0015J | No | 32 | n/a | n/a | 65.63 | n/a | n/a | 0.001803 | NP Intra (NDs) 1 of 2 |
| Nickel (mg/L) | GWC-22 | 0.001 | n/a | 1/20/2026 | 0.00046J | No | 32 | n/a | n/a | 90.63 | n/a | n/a | 0.001803 | NP Intra (NDs) 1 of 2 |
| Nickel (mg/L) | GWC-23 | 0.005 | n/a | 1/22/2026 | 0.005ND | No | 32 | n/a | n/a | 78.13 | n/a | n/a | 0.001803 | NP Intra (NDs) 1 of 2 |
| Nickel (mg/L) | GWC-24 | 0.004055 | n/a | 1/21/2026 | 0.0021J | No | 23 | 0.00203 | 0.0007263 | 8.696 | None | No | 0.0001135 | Param Intra 1 of 2 |
| Nickel (mg/L) | GWC-25 | 0.03141 | n/a | 1/21/2026 | 0.0034J | No | 31 | -5.365 | 0.7223 | 16.13 | Kaplan-Meier | ln(x) | 0.0001135 | Param Intra 1 of 2 |
| Nickel (mg/L) | GWC-26 | 0.0031 | n/a | 1/22/2026 | 0.00045J | No | 32 | n/a | n/a | 59.38 | n/a | n/a | 0.001803 | NP Intra (NDs) 1 of 2 |
| Nickel (mg/L) | GWC-27 | 0.005 | n/a | 1/21/2026 | 0.005ND | No | 32 | n/a | n/a | 90.63 | n/a | n/a | 0.001803 | NP Intra (NDs) 1 of 2 |
| Nickel (mg/L) | GWC-31 | 0.01203 | n/a | 2/11/2026 | 0.00063J | No | 28 | 0.1268 | 0.03817 | 10.71 | None | x^(1/3) | 0.0001135 | Param Intra 1 of 2 |
| Nickel (mg/L) | GWC-32 | 0.005 | n/a | 1/21/2026 | 0.005ND | No | 32 | n/a | n/a | 75 | n/a | n/a | 0.001803 | NP Intra (NDs) 1 of 2 |
| Nickel (mg/L) | GWC-33 | 0.005 | n/a | 1/22/2026 | 0.005ND | No | 31 | n/a | n/a | 77.42 | n/a | n/a | 0.001905 | NP Intra (NDs) 1 of 2 |
| Nickel (mg/L) | GWC-34 | 0.0025 | n/a | 1/22/2026 | 0.00071J | No | 31 | n/a | n/a | 48.39 | n/a | n/a | 0.001905 | NP Intra (normality) 1 of 2 |
| Nickel (mg/L) | GWC-35 | 0.004605 | n/a | 1/22/2026 | 0.0026J | No | 32 | 0.001849 | 0.00105 | 15.63 | Kaplan-Meier | No | 0.0001135 | Param Intra 1 of 2 |
| Nickel (mg/L) | GWC-5 | 0.01156 | n/a | 1/21/2026 | 0.0043J | No | 32 | 0.00545 | 0.002326 | 12.5 | None | No | 0.0001135 | Param Intra 1 of 2 |

# Appendix I Intrawell Prediction Limits - All Results

Plant Wansley Client: Southern Company Data: Wansley Landfill Printed 3/31/2026, 6:16 AM

| Constituent | Well | Upper Lim. | Lower Lim. | Date | Observ. | Sig. | Bg N | Bg Mean | Std. Dev. | %NDs | ND Adj. | Transform | Alpha | Method |
|---|---|---|---|---|---|---|---|---|---|---|---|---|---|---|
| Nickel (mg/L) | GWC-6 | 0.009621 | n/a | 1/20/2026 | 0.007 | No | 32 | 0.005214 | 0.001678 | 3.125 | None | No | 0.0001135 | Param Intra 1 of 2 |
| Nickel (mg/L) | GWC-7 | 0.02143 | n/a | 1/22/2026 | 0.0079 | No | 32 | 0.009466 | 0.004556 | 12.5 | None | No | 0.0001135 | Param Intra 1 of 2 |
| Nickel (mg/L) | GWC-8 | 0.005438 | n/a | 1/22/2026 | 0.001925J | No | 31 | 0.002909 | 0.0009592 | 19.35 | None | No | 0.0001135 | Param Intra 1 of 2 Deseas |
| Nickel (mg/L) | GWC-9 | 0.07885 | n/a | 1/22/2026 | 0.0099 | No | 31 | -4.46 | 0.7282 | 3.226 | None | ln(x) | 0.0001135 | Param Intra 1 of 2 |
| Selenium (mg/L) | GWA-1 | 0.005 | n/a | 1/20/2026 | 0.005ND | No | 38 | n/a | n/a | 97.37 | n/a | n/a | 0.001294 | NP Intra (NDs) 1 of 2 |
| Selenium (mg/L) | GWA-2 | 0.005 | n/a | 1/20/2026 | 0.005ND | No | 38 | n/a | n/a | 100 | n/a | n/a | 0.001294 | NP Intra (NDs) 1 of 2 |
| Selenium (mg/L) | GWA-28 | 0.005 | n/a | 1/20/2026 | 0.005ND | No | 38 | n/a | n/a | 94.74 | n/a | n/a | 0.001294 | NP Intra (NDs) 1 of 2 |
| Selenium (mg/L) | GWA-29 | 0.005 | n/a | 1/20/2026 | 0.005ND | No | 37 | n/a | n/a | 89.19 | n/a | n/a | 0.001361 | NP Intra (NDs) 1 of 2 |
| Selenium (mg/L) | GWA-3 | 0.005 | n/a | 1/21/2026 | 0.005ND | No | 22 | n/a | n/a | 95.45 | n/a | n/a | 0.003707 | NP Intra (NDs) 1 of 2 |
| Selenium (mg/L) | GWA-4 | 0.005 | n/a | 1/20/2026 | 0.005ND | No | 38 | n/a | n/a | 97.37 | n/a | n/a | 0.001294 | NP Intra (NDs) 1 of 2 |
| Selenium (mg/L) | GWC-11 | 0.005 | n/a | 1/21/2026 | 0.005ND | No | 38 | n/a | n/a | 89.47 | n/a | n/a | 0.001294 | NP Intra (NDs) 1 of 2 |
| Selenium (mg/L) | GWC-12 | 0.005 | n/a | 1/21/2026 | 0.005ND | No | 38 | n/a | n/a | 97.37 | n/a | n/a | 0.001294 | NP Intra (NDs) 1 of 2 |
| Selenium (mg/L) | GWC-13 | 0.005 | n/a | 1/21/2026 | 0.005ND | No | 38 | n/a | n/a | 97.37 | n/a | n/a | 0.001294 | NP Intra (NDs) 1 of 2 |
| Selenium (mg/L) | GWC-14 | 0.0071 | n/a | 1/20/2026 | 0.005ND | No | 39 | n/a | n/a | 66.67 | n/a | n/a | 0.001226 | NP Intra (NDs) 1 of 2 |
| Selenium (mg/L) | GWC-15 | 0.005 | n/a | 1/21/2026 | 0.005ND | No | 38 | n/a | n/a | 97.37 | n/a | n/a | 0.001294 | NP Intra (NDs) 1 of 2 |
| Selenium (mg/L) | GWC-16 | 0.005 | n/a | 1/21/2026 | 0.005ND | No | 38 | n/a | n/a | 97.37 | n/a | n/a | 0.001294 | NP Intra (NDs) 1 of 2 |
| Selenium (mg/L) | GWC-18 | 0.005 | n/a | 1/21/2026 | 0.005ND | No | 38 | n/a | n/a | 97.37 | n/a | n/a | 0.001294 | NP Intra (NDs) 1 of 2 |
| Selenium (mg/L) | GWC-21 | 0.005 | n/a | 1/20/2026 | 0.005ND | No | 38 | n/a | n/a | 97.37 | n/a | n/a | 0.001294 | NP Intra (NDs) 1 of 2 |
| Selenium (mg/L) | GWC-22 | 0.005 | n/a | 1/20/2026 | 0.005ND | No | 38 | n/a | n/a | 97.37 | n/a | n/a | 0.001294 | NP Intra (NDs) 1 of 2 |
| Selenium (mg/L) | GWC-25 | 0.005 | n/a | 1/21/2026 | 0.005ND | No | 37 | n/a | n/a | 97.3 | n/a | n/a | 0.001361 | NP Intra (NDs) 1 of 2 |
| Selenium (mg/L) | GWC-26 | 0.005 | n/a | 1/22/2026 | 0.005ND | No | 38 | n/a | n/a | 94.74 | n/a | n/a | 0.001294 | NP Intra (NDs) 1 of 2 |
| Selenium (mg/L) | GWC-27 | 0.005 | n/a | 1/21/2026 | 0.005ND | No | 38 | n/a | n/a | 97.37 | n/a | n/a | 0.001294 | NP Intra (NDs) 1 of 2 |
| Selenium (mg/L) | GWC-30 | 0.005 | n/a | 1/21/2026 | 0.005ND | No | 38 | n/a | n/a | 92.11 | n/a | n/a | 0.001294 | NP Intra (NDs) 1 of 2 |
| Selenium (mg/L) | GWC-31 | 0.005 | n/a | 2/11/2026 | 0.005ND | No | 33 | n/a | n/a | 81.82 | n/a | n/a | 0.001701 | NP Intra (NDs) 1 of 2 |
| Selenium (mg/L) | GWC-32 | 0.005 | n/a | 1/21/2026 | 0.005ND | No | 38 | n/a | n/a | 97.37 | n/a | n/a | 0.001294 | NP Intra (NDs) 1 of 2 |
| Selenium (mg/L) | GWC-33 | 0.005 | n/a | 1/22/2026 | 0.005ND | No | 37 | n/a | n/a | 86.49 | n/a | n/a | 0.001361 | NP Intra (NDs) 1 of 2 |
| Selenium (mg/L) | GWC-35 | 0.005 | n/a | 1/22/2026 | 0.005ND | No | 38 | n/a | n/a | 97.37 | n/a | n/a | 0.001294 | NP Intra (NDs) 1 of 2 |
| Selenium (mg/L) | GWC-5 | 0.005 | n/a | 1/21/2026 | 0.005ND | No | 38 | n/a | n/a | 94.74 | n/a | n/a | 0.001294 | NP Intra (NDs) 1 of 2 |
| Selenium (mg/L) | GWC-6 | 0.005 | n/a | 1/20/2026 | 0.005ND | No | 38 | n/a | n/a | 94.74 | n/a | n/a | 0.001294 | NP Intra (NDs) 1 of 2 |
| Selenium (mg/L) | GWC-7 | 0.005 | n/a | 1/22/2026 | 0.005ND | No | 38 | n/a | n/a | 97.37 | n/a | n/a | 0.001294 | NP Intra (NDs) 1 of 2 |
| Selenium (mg/L) | GWC-8 | 0.005 | n/a | 1/22/2026 | 0.005ND | No | 38 | n/a | n/a | 89.47 | n/a | n/a | 0.001294 | NP Intra (NDs) 1 of 2 |
| Selenium (mg/L) | GWC-9 | 0.005 | n/a | 1/22/2026 | 0.005ND | No | 37 | n/a | n/a | 89.19 | n/a | n/a | 0.001361 | NP Intra (NDs) 1 of 2 |
| Silver (mg/L) | GWA-1 | 0.001 | n/a | 1/20/2026 | 0.001ND | No | 32 | n/a | n/a | 100 | n/a | n/a | 0.001803 | NP Intra (NDs) 1 of 2 |
| Silver (mg/L) | GWA-2 | 0.001 | n/a | 1/20/2026 | 0.001ND | No | 32 | n/a | n/a | 100 | n/a | n/a | 0.001803 | NP Intra (NDs) 1 of 2 |
| Silver (mg/L) | GWA-28 | 0.001 | n/a | 1/20/2026 | 0.001ND | No | 32 | n/a | n/a | 100 | n/a | n/a | 0.001803 | NP Intra (NDs) 1 of 2 |
| Silver (mg/L) | GWA-29 | 0.001756 | n/a | 1/20/2026 | 0.0011 | No | 31 | 0.0009591 | 0.0003022 | 19.35 | Kaplan-Meier | No | 0.0001135 | Param Intra 1 of 2 |
| Silver (mg/L) | GWA-3 | 0.001 | n/a | 1/21/2026 | 0.001ND | No | 19 | n/a | n/a | 100 | n/a | n/a | 0.004832 | NP Intra (NDs) 1 of 2 |
| Silver (mg/L) | GWA-4 | 0.001 | n/a | 1/20/2026 | 0.001ND | No | 32 | n/a | n/a | 100 | n/a | n/a | 0.001803 | NP Intra (NDs) 1 of 2 |
| Silver (mg/L) | GWC-10 | 0.001 | n/a | 1/21/2026 | 0.001ND | No | 20 | n/a | n/a | 95 | n/a | n/a | 0.004291 | NP Intra (NDs) 1 of 2 |
| Silver (mg/L) | GWC-11 | 0.001 | n/a | 1/21/2026 | 0.001ND | No | 32 | n/a | n/a | 96.88 | n/a | n/a | 0.001803 | NP Intra (NDs) 1 of 2 |
| Silver (mg/L) | GWC-12 | 0.001 | n/a | 1/21/2026 | 0.001ND | No | 32 | n/a | n/a | 96.88 | n/a | n/a | 0.001803 | NP Intra (NDs) 1 of 2 |
| Silver (mg/L) | GWC-14 | 0.001 | n/a | 1/20/2026 | 0.001ND | No | 32 | n/a | n/a | 96.88 | n/a | n/a | 0.001803 | NP Intra (NDs) 1 of 2 |
| Silver (mg/L) | GWC-16 | 0.001 | n/a | 1/21/2026 | 0.001ND | No | 32 | n/a | n/a | 96.88 | n/a | n/a | 0.001803 | NP Intra (NDs) 1 of 2 |
| Silver (mg/L) | GWC-17 | 0.001 | n/a | 1/21/2026 | 0.001ND | No | 33 | n/a | n/a | 96.97 | n/a | n/a | 0.001701 | NP Intra (NDs) 1 of 2 |
| Silver (mg/L) | GWC-21 | 0.001 | n/a | 1/20/2026 | 0.001ND | No | 32 | n/a | n/a | 96.88 | n/a | n/a | 0.001803 | NP Intra (NDs) 1 of 2 |
| Silver (mg/L) | GWC-22 | 0.001 | n/a | 1/20/2026 | 0.001ND | No | 32 | n/a | n/a | 96.88 | n/a | n/a | 0.001803 | NP Intra (NDs) 1 of 2 |
| Silver (mg/L) | GWC-23 | 0.001 | n/a | 1/22/2026 | 0.001ND | No | 32 | n/a | n/a | 96.88 | n/a | n/a | 0.001803 | NP Intra (NDs) 1 of 2 |
| Silver (mg/L) | GWC-24 | 0.001 | n/a | 1/21/2026 | 0.001ND | No | 23 | n/a | n/a | 95.65 | n/a | n/a | 0.003415 | NP Intra (NDs) 1 of 2 |
| Silver (mg/L) | GWC-25 | 0.001 | n/a | 1/21/2026 | 0.001ND | No | 31 | n/a | n/a | 96.77 | n/a | n/a | 0.001905 | NP Intra (NDs) 1 of 2 |
| Silver (mg/L) | GWC-26 | 0.001 | n/a | 1/22/2026 | 0.001ND | No | 32 | n/a | n/a | 96.88 | n/a | n/a | 0.001803 | NP Intra (NDs) 1 of 2 |
| Silver (mg/L) | GWC-27 | 0.001 | n/a | 1/21/2026 | 0.001ND | No | 31 | n/a | n/a | 96.77 | n/a | n/a | 0.001905 | NP Intra (NDs) 1 of 2 |
| Silver (mg/L) | GWC-31 | 0.0023 | n/a | 2/11/2026 | 0.001ND | No | 27 | n/a | n/a | 59.26 | n/a | n/a | 0.002502 | NP Intra (NDs) 1 of 2 |
| Silver (mg/L) | GWC-32 | 0.001 | n/a | 1/21/2026 | 0.001ND | No | 32 | n/a | n/a | 96.88 | n/a | n/a | 0.001803 | NP Intra (NDs) 1 of 2 |
| Silver (mg/L) | GWC-33 | 0.001 | n/a | 1/22/2026 | 0.001ND | No | 32 | n/a | n/a | 96.88 | n/a | n/a | 0.001803 | NP Intra (NDs) 1 of 2 |
| Silver (mg/L) | GWC-5 | 0.001 | n/a | 1/21/2026 | 0.001ND | No | 32 | n/a | n/a | 96.88 | n/a | n/a | 0.001803 | NP Intra (NDs) 1 of 2 |
| Silver (mg/L) | GWC-6 | 0.001 | n/a | 1/20/2026 | 0.001ND | No | 31 | n/a | n/a | 96.77 | n/a | n/a | 0.001905 | NP Intra (NDs) 1 of 2 |
| Thallium (mg/L) | GWA-1 | 0.001 | n/a | 1/20/2026 | 0.001ND | No | 38 | n/a | n/a | 89.47 | n/a | n/a | 0.001294 | NP Intra (NDs) 1 of 2 |
| Thallium (mg/L) | GWA-2 | 0.001 | n/a | 1/20/2026 | 0.00072J | No | 37 | n/a | n/a | 97.3 | n/a | n/a | 0.001361 | NP Intra (NDs) 1 of 2 |
| Thallium (mg/L) | GWA-28 | 0.001 | n/a | 1/20/2026 | 0.001ND | No | 37 | n/a | n/a | 100 | n/a | n/a | 0.001361 | NP Intra (NDs) 1 of 2 |
| Thallium (mg/L) | GWA-29 | 0.001 | n/a | 1/20/2026 | 0.00021J | No | 36 | n/a | n/a | 100 | n/a | n/a | 0.001429 | NP Intra (NDs) 1 of 2 |
| Thallium (mg/L) | GWA-3 | 0.001 | n/a | 1/21/2026 | 0.001ND | No | 22 | n/a | n/a | 100 | n/a | n/a | 0.003707 | NP Intra (NDs) 1 of 2 |
| Thallium (mg/L) | GWA-4 | 0.001 | n/a | 1/20/2026 | 0.001ND | No | 38 | n/a | n/a | 94.74 | n/a | n/a | 0.001294 | NP Intra (NDs) 1 of 2 |
| Thallium (mg/L) | GWC-11 | 0.001 | n/a | 1/21/2026 | 0.001ND | No | 36 | n/a | n/a | 97.22 | n/a | n/a | 0.001429 | NP Intra (NDs) 1 of 2 |
| Thallium (mg/L) | GWC-12 | 0.001 | n/a | 1/21/2026 | 0.001ND | No | 36 | n/a | n/a | 94.44 | n/a | n/a | 0.001429 | NP Intra (NDs) 1 of 2 |
| Thallium (mg/L) | GWC-13 | 0.001 | n/a | 1/21/2026 | 0.001ND | No | 36 | n/a | n/a | 97.22 | n/a | n/a | 0.001429 | NP Intra (NDs) 1 of 2 |
| Thallium (mg/L) | GWC-14 | 0.001096 | n/a | 1/20/2026 | 0.00054J | No | 37 | 0.02001 | 0.005083 | 21.62 | Kaplan-Meier | sqrt(x) | 0.0001135 | Param Intra 1 of 2 |
| Thallium (mg/L) | GWC-15 | 0.001 | n/a | 1/21/2026 | 0.001ND | No | 38 | n/a | n/a | 94.74 | n/a | n/a | 0.001294 | NP Intra (NDs) 1 of 2 |
| Thallium (mg/L) | GWC-19 | 0.001 | n/a | 1/21/2026 | 0.001ND | No | 38 | n/a | n/a | 94.74 | n/a | n/a | 0.001294 | NP Intra (NDs) 1 of 2 |

# Appendix I Intrawell Prediction Limits - All Results

Plant Wansley Client: Southern Company Data: Wansley Landfill Printed 3/31/2026, 6:16 AM

| Constituent | Well | Upper Lim. | Lower Lim. | Date | Observ. | Sig. | Bg N | Bg Mean | Std. Dev. | %NDs | ND Adj. | Transform | Alpha | Method |
|---|---|---|---|---|---|---|---|---|---|---|---|---|---|---|
| Thallium (mg/L) | GWC-20 | 0.001 | n/a | 1/21/2026 | 0.001ND | No | 38 | n/a | n/a | 97.37 | n/a | n/a | 0.001294 | NP Intra (NDs) 1 of 2 |
| Thallium (mg/L) | GWC-21 | 0.001 | n/a | 1/20/2026 | 0.001ND | No | 38 | n/a | n/a | 92.11 | n/a | n/a | 0.001294 | NP Intra (NDs) 1 of 2 |
| Thallium (mg/L) | GWC-22 | 0.001 | n/a | 1/20/2026 | 0.001ND | No | 38 | n/a | n/a | 92.11 | n/a | n/a | 0.001294 | NP Intra (NDs) 1 of 2 |
| Thallium (mg/L) | GWC-23 | 0.001 | n/a | 1/22/2026 | 0.001ND | No | 36 | n/a | n/a | 94.44 | n/a | n/a | 0.001429 | NP Intra (NDs) 1 of 2 |
| Thallium (mg/L) | GWC-24 | 0.001 | n/a | 1/21/2026 | 0.001ND | No | 28 | n/a | n/a | 92.86 | n/a | n/a | 0.002337 | NP Intra (NDs) 1 of 2 |
| Thallium (mg/L) | GWC-25 | 0.001 | n/a | 1/21/2026 | 0.001ND | No | 35 | n/a | n/a | 94.29 | n/a | n/a | 0.001497 | NP Intra (NDs) 1 of 2 |
| Thallium (mg/L) | GWC-27 | 0.001 | n/a | 1/21/2026 | 0.001ND | No | 36 | n/a | n/a | 50 | n/a | n/a | 0.001429 | NP Intra (normality) 1 of 2 |
| Thallium (mg/L) | GWC-30 | 0.001 | n/a | 1/21/2026 | 0.001ND | No | 36 | n/a | n/a | 97.22 | n/a | n/a | 0.001429 | NP Intra (NDs) 1 of 2 |
| Thallium (mg/L) | GWC-31 | 0.001 | n/a | 2/11/2026 | 0.001ND | No | 32 | n/a | n/a | 96.88 | n/a | n/a | 0.001803 | NP Intra (NDs) 1 of 2 |
| Thallium (mg/L) | GWC-33 | 0.001 | n/a | 1/22/2026 | 0.001ND | No | 36 | n/a | n/a | 61.11 | n/a | n/a | 0.001429 | NP Intra (NDs) 1 of 2 |
| Thallium (mg/L) | GWC-34 | 0.001 | n/a | 1/22/2026 | 0.001ND | No | 37 | n/a | n/a | 97.3 | n/a | n/a | 0.001361 | NP Intra (NDs) 1 of 2 |
| Thallium (mg/L) | GWC-35 | 0.001 | n/a | 1/22/2026 | 0.001ND | No | 37 | n/a | n/a | 91.89 | n/a | n/a | 0.001361 | NP Intra (NDs) 1 of 2 |
| Thallium (mg/L) | GWC-6 | 0.001 | n/a | 1/20/2026 | 0.001ND | No | 38 | n/a | n/a | 81.58 | n/a | n/a | 0.001294 | NP Intra (NDs) 1 of 2 |
| Thallium (mg/L) | GWC-7 | 0.001 | n/a | 1/22/2026 | 0.001ND | No | 36 | n/a | n/a | 94.44 | n/a | n/a | 0.001429 | NP Intra (NDs) 1 of 2 |
| Thallium (mg/L) | GWC-8 | 0.001 | n/a | 1/22/2026 | 0.001ND | No | 36 | n/a | n/a | 83.33 | n/a | n/a | 0.001429 | NP Intra (NDs) 1 of 2 |
| Thallium (mg/L) | GWC-9 | 0.001 | n/a | 1/22/2026 | 0.001ND | No | 36 | n/a | n/a | 75 | n/a | n/a | 0.001429 | NP Intra (NDs) 1 of 2 |
| Vanadium (mg/L) | GWA-1 | 0.005 | n/a | 1/20/2026 | 0.005ND | No | 32 | n/a | n/a | 90.63 | n/a | n/a | 0.001803 | NP Intra (NDs) 1 of 2 |
| Vanadium (mg/L) | GWA-2 | 0.005 | n/a | 1/20/2026 | 0.005ND | No | 32 | n/a | n/a | 78.13 | n/a | n/a | 0.001803 | NP Intra (NDs) 1 of 2 |
| Vanadium (mg/L) | GWA-28 | 0.005 | n/a | 1/20/2026 | 0.005ND | No | 32 | n/a | n/a | 78.13 | n/a | n/a | 0.001803 | NP Intra (NDs) 1 of 2 |
| Vanadium (mg/L) | GWA-29 | 0.005 | n/a | 1/20/2026 | 0.005ND | No | 32 | n/a | n/a | 81.25 | n/a | n/a | 0.001803 | NP Intra (NDs) 1 of 2 |
| Vanadium (mg/L) | GWA-3 | 0.005 | n/a | 1/21/2026 | 0.005ND | No | 19 | n/a | n/a | 68.42 | n/a | n/a | 0.004832 | NP Intra (NDs) 1 of 2 |
| Vanadium (mg/L) | GWA-4 | 0.005 | n/a | 1/20/2026 | 0.005ND | No | 32 | n/a | n/a | 65.63 | n/a | n/a | 0.001803 | NP Intra (NDs) 1 of 2 |
| Vanadium (mg/L) | GWC-10 | 0.0055 | n/a | 1/21/2026 | 0.005ND | No | 22 | n/a | n/a | 63.64 | n/a | n/a | 0.003707 | NP Intra (NDs) 1 of 2 |
| Vanadium (mg/L) | GWC-11 | 0.0064 | n/a | 1/21/2026 | 0.0027J | No | 32 | n/a | n/a | 18.75 | n/a | n/a | 0.001803 | NP Intra (normality) 1 of 2 |
| Vanadium (mg/L) | GWC-12 | 0.005 | n/a | 1/21/2026 | 0.005ND | No | 32 | n/a | n/a | 87.5 | n/a | n/a | 0.001803 | NP Intra (NDs) 1 of 2 |
| Vanadium (mg/L) | GWC-13 | 0.005 | n/a | 1/21/2026 | 0.005ND | No | 32 | n/a | n/a | 81.25 | n/a | n/a | 0.001803 | NP Intra (NDs) 1 of 2 |
| Vanadium (mg/L) | GWC-14 | 0.005 | n/a | 1/20/2026 | 0.005ND | No | 33 | n/a | n/a | 87.88 | n/a | n/a | 0.001701 | NP Intra (NDs) 1 of 2 |
| Vanadium (mg/L) | GWC-15 | 0.005 | n/a | 1/21/2026 | 0.0014J | No | 33 | n/a | n/a | 72.73 | n/a | n/a | 0.001701 | NP Intra (NDs) 1 of 2 |
| Vanadium (mg/L) | GWC-16 | 0.0066 | n/a | 1/21/2026 | 0.005 | No | 33 | 0.004023 | 0.0009856 | 18.18 | Kaplan-Meier | No | 0.0001135 | Param Intra 1 of 2 |
| Vanadium (mg/L) | GWC-17 | 0.005568 | n/a | 1/21/2026 | 0.0022J | No | 35 | -6.251 | 0.409 | 28.57 | Kaplan-Meier | ln(x) | 0.0001135 | Param Intra 1 of 2 |
| Vanadium (mg/L) | GWC-18 | 0.005 | n/a | 1/21/2026 | 0.002J | No | 33 | n/a | n/a | 42.42 | n/a | n/a | 0.001701 | NP Intra (normality) 1 of 2 |
| Vanadium (mg/L) | GWC-19 | 0.005 | n/a | 1/21/2026 | 0.0013J | No | 33 | n/a | n/a | 63.64 | n/a | n/a | 0.001701 | NP Intra (NDs) 1 of 2 |
| Vanadium (mg/L) | GWC-20 | 0.005 | n/a | 1/21/2026 | 0.005ND | No | 32 | n/a | n/a | 25 | n/a | n/a | 0.001803 | NP Intra (normality) 1 of 2 |
| Vanadium (mg/L) | GWC-21 | 0.005 | n/a | 1/20/2026 | 0.005ND | No | 32 | n/a | n/a | 87.5 | n/a | n/a | 0.001803 | NP Intra (NDs) 1 of 2 |
| Vanadium (mg/L) | GWC-22 | 0.009441 | n/a | 1/20/2026 | 0.0047J | No | 33 | 0.006548 | 0.001107 | 9.091 | None | No | 0.0001135 | Param Intra 1 of 2 |
| Vanadium (mg/L) | GWC-23 | 0.005 | n/a | 1/22/2026 | 0.005ND | No | 32 | n/a | n/a | 71.88 | n/a | n/a | 0.001803 | NP Intra (NDs) 1 of 2 |
| Vanadium (mg/L) | GWC-24 | 0.005 | n/a | 1/21/2026 | 0.005ND | No | 23 | n/a | n/a | 82.61 | n/a | n/a | 0.003415 | NP Intra (NDs) 1 of 2 |
| Vanadium (mg/L) | GWC-25 | 0.005 | n/a | 1/21/2026 | 0.005ND | No | 29 | n/a | n/a | 72.41 | n/a | n/a | 0.002172 | NP Intra (NDs) 1 of 2 |
| Vanadium (mg/L) | GWC-26 | 0.005 | n/a | 1/22/2026 | 0.005ND | No | 32 | n/a | n/a | 90.63 | n/a | n/a | 0.001803 | NP Intra (NDs) 1 of 2 |
| Vanadium (mg/L) | GWC-27 | 0.005 | n/a | 1/21/2026 | 0.005ND | No | 32 | n/a | n/a | 93.75 | n/a | n/a | 0.001803 | NP Intra (NDs) 1 of 2 |
| Vanadium (mg/L) | GWC-30 | 0.005 | n/a | 1/21/2026 | 0.005ND | No | 32 | n/a | n/a | 50 | n/a | n/a | 0.001803 | NP Intra (normality) 1 of 2 |
| Vanadium (mg/L) | GWC-31 | 0.005 | n/a | 2/11/2026 | 0.0017J | No | 30 | n/a | n/a | 53.33 | n/a | n/a | 0.002008 | NP Intra (NDs) 1 of 2 |
| Vanadium (mg/L) | GWC-32 | 0.005 | n/a | 1/21/2026 | 0.005ND | No | 33 | n/a | n/a | 75.76 | n/a | n/a | 0.001701 | NP Intra (NDs) 1 of 2 |
| Vanadium (mg/L) | GWC-33 | 0.0052 | n/a | 1/22/2026 | 0.005ND | No | 33 | n/a | n/a | 81.82 | n/a | n/a | 0.001701 | NP Intra (NDs) 1 of 2 |
| Vanadium (mg/L) | GWC-34 | 0.0055 | n/a | 1/22/2026 | 0.005ND | No | 33 | n/a | n/a | 87.88 | n/a | n/a | 0.001701 | NP Intra (NDs) 1 of 2 |
| Vanadium (mg/L) | GWC-35 | 0.005 | n/a | 1/22/2026 | 0.005ND | No | 33 | n/a | n/a | 81.82 | n/a | n/a | 0.001701 | NP Intra (NDs) 1 of 2 |
| Vanadium (mg/L) | GWC-5 | 0.006082 | n/a | 1/21/2026 | 0.0036J | No | 33 | 0.05352 | 0.009358 | 21.21 | Kaplan-Meier | sqrt(x) | 0.0001135 | Param Intra 1 of 2 |
| Vanadium (mg/L) | GWC-6 | 0.0064 | n/a | 1/20/2026 | 0.005ND | No | 33 | n/a | n/a | 75.76 | n/a | n/a | 0.001701 | NP Intra (NDs) 1 of 2 |
| Vanadium (mg/L) | GWC-7 | 0.005457 | n/a | 1/22/2026 | 0.0041J | No | 33 | 0.0456 | 0.01082 | 30.3 | Kaplan-Meier | sqrt(x) | 0.0001135 | Param Intra 1 of 2 |
| Vanadium (mg/L) | GWC-8 | 0.005 | n/a | 1/22/2026 | 0.0017J | No | 33 | n/a | n/a | 54.55 | n/a | n/a | 0.001701 | NP Intra (NDs) 1 of 2 |
| Vanadium (mg/L) | GWC-9 | 0.005 | n/a | 1/22/2026 | 0.005ND | No | 32 | n/a | n/a | 56.25 | n/a | n/a | 0.001803 | NP Intra (NDs) 1 of 2 |
| Zinc (mg/L) | GWA-1 | 0.078 | n/a | 1/20/2026 | 0.01ND | No | 32 | n/a | n/a | 18.75 | n/a | n/a | 0.001803 | NP Intra (normality) 1 of 2 |
| Zinc (mg/L) | GWA-2 | 0.01 | n/a | 1/20/2026 | 0.01ND | No | 32 | n/a | n/a | 43.75 | n/a | n/a | 0.001803 | NP Intra (normality) 1 of 2 |
| Zinc (mg/L) | GWA-28 | 0.063 | n/a | 1/20/2026 | 0.01ND | No | 32 | n/a | n/a | 18.75 | n/a | n/a | 0.001803 | NP Intra (normality) 1 of 2 |
| Zinc (mg/L) | GWA-29 | 0.05235 | n/a | 1/20/2026 | 0.022 | No | 32 | 0.02888 | 0.008943 | 0 | None | No | 0.0001135 | Param Intra 1 of 2 |
| Zinc (mg/L) | GWA-3 | 0.05227 | n/a | 1/21/2026 | 0.005ND | No | 19 | 0.12 | 0.03725 | 10.53 | None | sqrt(x) | 0.0001135 | Param Intra 1 of 2 |
| Zinc (mg/L) | GWA-4 | 0.052 | n/a | 1/20/2026 | 0.01ND | No | 32 | n/a | n/a | 59.38 | n/a | n/a | 0.001803 | NP Intra (NDs) 1 of 2 |
| Zinc (mg/L) | GWC-10 | 0.013 | n/a | 1/21/2026 | 0.01ND | No | 21 | n/a | n/a | 42.86 | n/a | n/a | 0.003999 | NP Intra (normality) 1 of 2 |
| Zinc (mg/L) | GWC-11 | 0.038 | n/a | 1/21/2026 | 0.01ND | No | 32 | n/a | n/a | 71.88 | n/a | n/a | 0.001803 | NP Intra (NDs) 1 of 2 |
| Zinc (mg/L) | GWC-12 | 0.033 | n/a | 1/21/2026 | 0.01ND | No | 32 | n/a | n/a | 81.25 | n/a | n/a | 0.001803 | NP Intra (NDs) 1 of 2 |
| Zinc (mg/L) | GWC-13 | 0.01 | n/a | 1/21/2026 | 0.01ND | No | 32 | n/a | n/a | 71.88 | n/a | n/a | 0.001803 | NP Intra (NDs) 1 of 2 |
| Zinc (mg/L) | GWC-14 | 0.04463 | n/a | 1/20/2026 | 0.018 | No | 22 | -4.241 | 0.4021 | 0 | None | ln(x) | 0.0001135 | Param Intra 1 of 2 |
| Zinc (mg/L) | GWC-15 | 0.01 | n/a | 1/21/2026 | 0.01ND | No | 32 | n/a | n/a | 90.63 | n/a | n/a | 0.001803 | NP Intra (NDs) 1 of 2 |
| Zinc (mg/L) | GWC-16 | 0.01 | n/a | 1/21/2026 | 0.01ND | No | 32 | n/a | n/a | 75 | n/a | n/a | 0.001803 | NP Intra (NDs) 1 of 2 |
| Zinc (mg/L) | GWC-17 | 0.012 | n/a | 1/21/2026 | 0.01ND | No | 32 | n/a | n/a | 68.75 | n/a | n/a | 0.001803 | NP Intra (NDs) 1 of 2 |
| Zinc (mg/L) | GWC-18 | 0.01 | n/a | 1/21/2026 | 0.01ND | No | 32 | n/a | n/a | 71.88 | n/a | n/a | 0.001803 | NP Intra (NDs) 1 of 2 |
| Zinc (mg/L) | GWC-19 | 0.01337 | n/a | 1/21/2026 | 0.01ND | No | 32 | 0.06654 | 0.0187 | 37.5 | Kaplan-Meier | sqrt(x) | 0.0001135 | Param Intra 1 of 2 |
| Zinc (mg/L) | GWC-20 | 0.038 | n/a | 1/21/2026 | 0.01ND | No | 32 | n/a | n/a | 62.5 | n/a | n/a | 0.001803 | NP Intra (NDs) 1 of 2 |

# Appendix I Intrawell Prediction Limits - All Results

Plant Wansley Client: Southern Company Data: Wansley Landfill Printed 3/31/2026, 6:16 AM

| Constituent | Well | Upper Lim. | Lower Lim. | Date | Observ. | Sig. | Bg N | Bg Mean | Std. Dev. | %NDs | ND Adj. | Transform | Alpha | Method |
|---|---|---|---|---|---|---|---|---|---|---|---|---|---|---|
| Zinc (mg/L) | GWC-21 | 0.01755 | n/a | 1/20/2026 | 0.01ND | No | 32 | -5.258 | 0.4627 | 28.13 | Kaplan-Meier | ln(x) | 0.0001135 | Param Intra 1 of 2 |
| Zinc (mg/L) | GWC-22 | 0.017 | n/a | 1/20/2026 | 0.01ND | No | 32 | n/a | n/a | 62.5 | n/a | n/a | 0.001803 | NP Intra (NDs) 1 of 2 |
| Zinc (mg/L) | GWC-23 | 0.016 | n/a | 1/22/2026 | 0.01ND | No | 31 | n/a | n/a | 54.84 | n/a | n/a | 0.001905 | NP Intra (NDs) 1 of 2 |
| Zinc (mg/L) | GWC-24 | 0.02008 | n/a | 1/21/2026 | 0.01ND | No | 23 | 0.08427 | 0.0206 | 17.39 | Kaplan-Meier | sqrt(x) | 0.0001135 | Param Intra 1 of 2 |
| Zinc (mg/L) | GWC-25 | 0.03744 | n/a | 1/21/2026 | 0.005ND | No | 31 | 0.2077 | 0.0481 | 9.677 | None | x^(1/3) | 0.0001135 | Param Intra 1 of 2 |
| Zinc (mg/L) | GWC-26 | 0.019 | n/a | 1/22/2026 | 0.01ND | No | 32 | n/a | n/a | 50 | n/a | n/a | 0.001803 | NP Intra (normality) 1 of 2 |
| Zinc (mg/L) | GWC-27 | 0.02 | n/a | 1/21/2026 | 0.01ND | No | 32 | n/a | n/a | 46.88 | n/a | n/a | 0.001803 | NP Intra (normality) 1 of 2 |
| Zinc (mg/L) | GWC-30 | 0.022 | n/a | 1/21/2026 | 0.01ND | No | 31 | n/a | n/a | 74.19 | n/a | n/a | 0.001905 | NP Intra (NDs) 1 of 2 |
| Zinc (mg/L) | GWC-31 | 0.06948 | n/a | 2/11/2026 | 0.018 | No | 28 | 0.2443 | 0.0622 | 7.143 | None | x^(1/3) | 0.0001135 | Param Intra 1 of 2 |
| Zinc (mg/L) | GWC-32 | 0.1422 | n/a | 1/21/2026 | 0.03 | No | 32 | 0.05863 | 0.03185 | 0 | None | No | 0.0001135 | Param Intra 1 of 2 |
| Zinc (mg/L) | GWC-33 | 0.01896 | n/a | 1/22/2026 | 0.01ND | No | 31 | 0.1827 | 0.03185 | 35.48 | Kaplan-Meier | x^(1/3) | 0.0001135 | Param Intra 1 of 2 |
| Zinc (mg/L) | GWC-34 | 0.01 | n/a | 1/22/2026 | 0.01ND | No | 32 | n/a | n/a | 71.88 | n/a | n/a | 0.001803 | NP Intra (NDs) 1 of 2 |
| Zinc (mg/L) | GWC-35 | 0.014 | n/a | 1/22/2026 | 0.01ND | No | 32 | n/a | n/a | 46.88 | n/a | n/a | 0.001803 | NP Intra (normality) 1 of 2 |
| Zinc (mg/L) | GWC-5 | 0.01 | n/a | 1/21/2026 | 0.01ND | No | 32 | n/a | n/a | 56.25 | n/a | n/a | 0.001803 | NP Intra (NDs) 1 of 2 |
| Zinc (mg/L) | GWC-6 | 0.01 | n/a | 1/20/2026 | 0.01ND | No | 31 | n/a | n/a | 58.06 | n/a | n/a | 0.001905 | NP Intra (NDs) 1 of 2 |
| Zinc (mg/L) | GWC-7 | 0.01 | n/a | 1/22/2026 | 0.01ND | No | 31 | n/a | n/a | 61.29 | n/a | n/a | 0.001905 | NP Intra (NDs) 1 of 2 |
| Zinc (mg/L) | GWC-8 | 0.012 | n/a | 1/22/2026 | 0.01ND | No | 31 | n/a | n/a | 38.71 | n/a | n/a | 0.001905 | NP Intra (normality) 1 of 2 |
| Zinc (mg/L) | GWC-9 | 0.0435 | n/a | 1/22/2026 | 0.01 | No | 31 | -5.34 | 0.8362 | 32.26 | Kaplan-Meier | ln(x) | 0.0001135 | Param Intra 1 of 2 |

Sanitas™ v.10.1.06 Software licensed to Groundwater Stats Consulting. UG
Hollow symbols indicate censored values.
Within Limit

## Prediction Limit

Intrawell Non-parametric

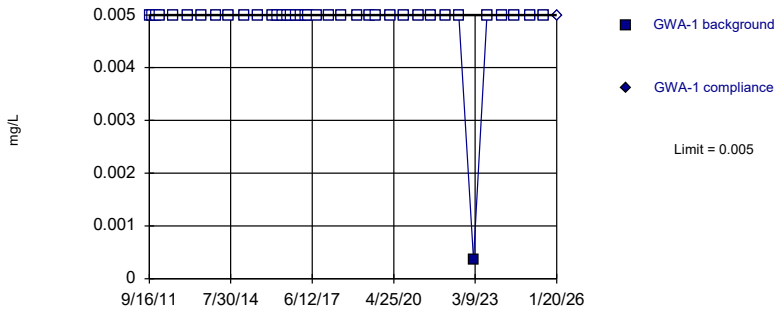


Non-parametric test used in lieu of parametric prediction limit because censored data exceeded 50%. Limit is highest of 38 background values. 97.37% NDs. Well-constituent pair annual alpha = 0.002586. Individual comparison alpha = 0.001294 (1 of 2).

Constituent: Antimony Analysis Run 3/31/2026 5:55 AM View: Appendix I
Plant Wansley Client: Southern Company Data: Wansley Landfill

Sanitas™ v.10.1.06 Software licensed to Groundwater Stats Consulting. UG
Hollow symbols indicate censored values.
Within Limit

## Prediction Limit

Intrawell Non-parametric

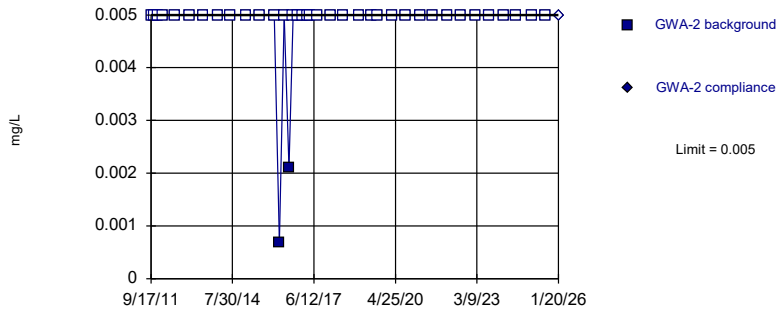


Non-parametric test used in lieu of parametric prediction limit because censored data exceeded 50%. Limit is highest of 38 background values. 94.74% NDs. Well-constituent pair annual alpha = 0.002586. Individual comparison alpha = 0.001294 (1 of 2).

Constituent: Antimony Analysis Run 3/31/2026 5:55 AM View: Appendix I
Plant Wansley Client: Southern Company Data: Wansley Landfill

Sanitas™ v.10.1.06 Software licensed to Groundwater Stats Consulting. UG
Hollow symbols indicate censored values.
Within Limit

## Prediction Limit

Intrawell Non-parametric

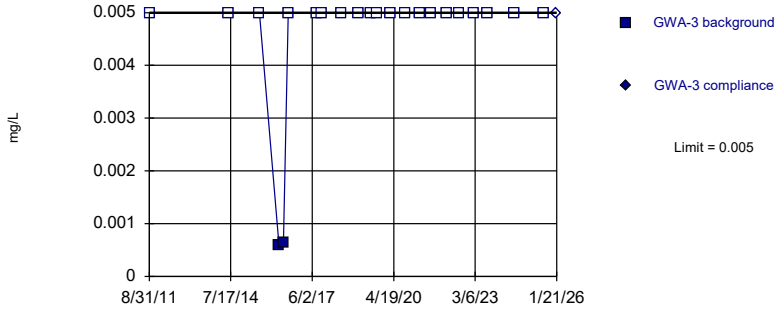


Non-parametric test used in lieu of parametric prediction limit because censored data exceeded 50%. Limit is highest of 22 background values. 90.91% NDs. Well-constituent pair annual alpha = 0.007401. Individual comparison alpha = 0.003707 (1 of 2).

Constituent: Antimony Analysis Run 3/31/2026 5:55 AM View: Appendix I
Plant Wansley Client: Southern Company Data: Wansley Landfill

Sanitas™ v.10.1.06 Software licensed to Groundwater Stats Consulting. UG
Hollow symbols indicate censored values.
Within Limit

## Prediction Limit

Intrawell Non-parametric

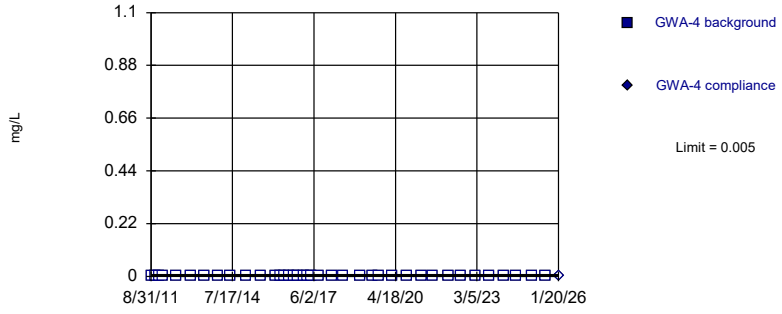


Non-parametric test used in lieu of parametric prediction limit because censored data exceeded 50%. All background values (n = 38) were censored; limit is most recent reporting limit. Well-constituent pair annual alpha = 0.002586. Individual comparison alpha = 0.001294 (1 of 2).

Constituent: Antimony Analysis Run 3/31/2026 5:55 AM View: Appendix I
Plant Wansley Client: Southern Company Data: Wansley Landfill

Sanitas™ v.10.1.06 Software licensed to Groundwater Stats Consulting. UG
Hollow symbols indicate censored values.
Within Limit

## Prediction Limit

Intrawell Non-parametric

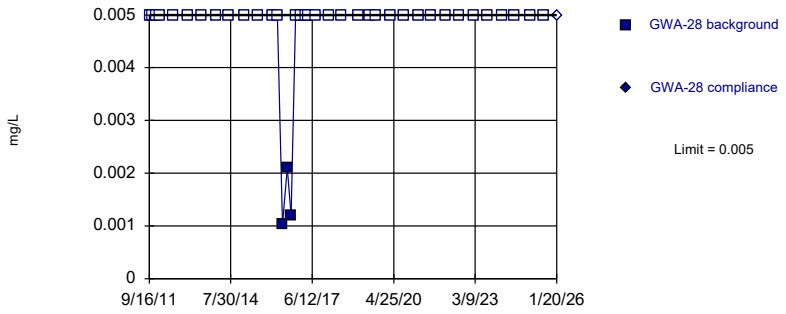


Non-parametric test used in lieu of parametric prediction limit because censored data exceeded 50%. Limit is highest of 38 background values. 92.11% NDs. Well-constituent pair annual alpha = 0.002586. Individual comparison alpha = 0.001294 (1 of 2).

Constituent: Antimony Analysis Run 3/31/2026 5:55 AM View: Appendix I
Plant Wansley Client: Southern Company Data: Wansley Landfill

Sanitas™ v.10.1.06 Software licensed to Groundwater Stats Consulting. UG
Hollow symbols indicate censored values.
Within Limit

## Prediction Limit

Intrawell Non-parametric

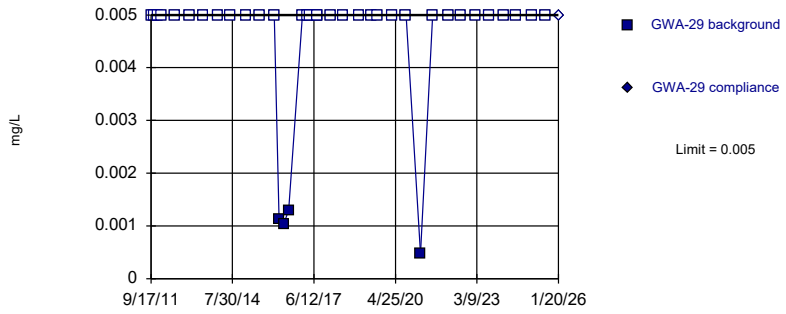


Non-parametric test used in lieu of parametric prediction limit because censored data exceeded 50%. Limit is highest of 37 background values. 89.19% NDs. Well-constituent pair annual alpha = 0.002721. Individual comparison alpha = 0.001361 (1 of 2).

Constituent: Antimony Analysis Run 3/31/2026 5:56 AM View: Appendix I
Plant Wansley Client: Southern Company Data: Wansley Landfill

Sanitas™ v.10.1.06 Software licensed to Groundwater Stats Consulting. UG
Hollow symbols indicate censored values.
Within Limit

## Prediction Limit

Intrawell Non-parametric

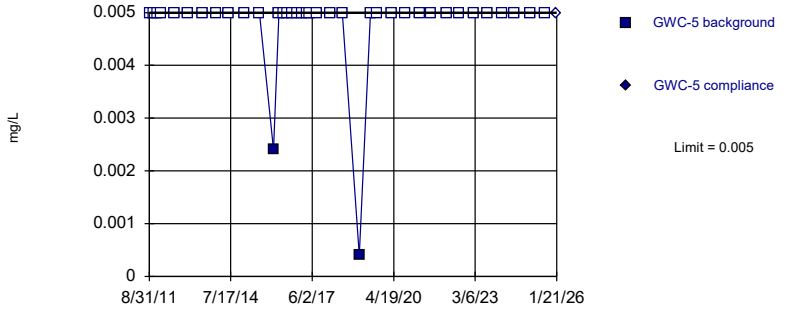


Non-parametric test used in lieu of parametric prediction limit because censored data exceeded 50%. Limit is highest of 38 background values. 94.74% NDs. Well-constituent pair annual alpha = 0.002586. Individual comparison alpha = 0.001294 (1 of 2).

Constituent: Antimony Analysis Run 3/31/2026 5:56 AM View: Appendix I
Plant Wansley Client: Southern Company Data: Wansley Landfill

Sanitas™ v.10.1.06 Software licensed to Groundwater Stats Consulting. UG
Hollow symbols indicate censored values.
Within Limit

## Prediction Limit

Intrawell Non-parametric

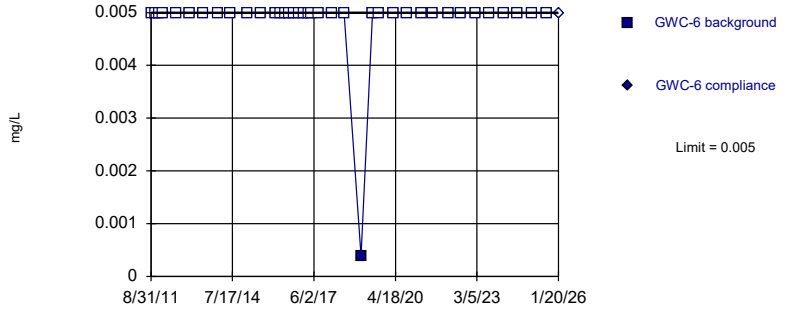


Non-parametric test used in lieu of parametric prediction limit because censored data exceeded 50%. Limit is highest of 38 background values. 97.37% NDs. Well-constituent pair annual alpha = 0.002586. Individual comparison alpha = 0.001294 (1 of 2).

Constituent: Antimony Analysis Run 3/31/2026 5:56 AM View: Appendix I
Plant Wansley Client: Southern Company Data: Wansley Landfill

Sanitas™ v.10.1.06 Software licensed to Groundwater Stats Consulting. UG
Hollow symbols indicate censored values.
Within Limit

## Prediction Limit

Intrawell Non-parametric

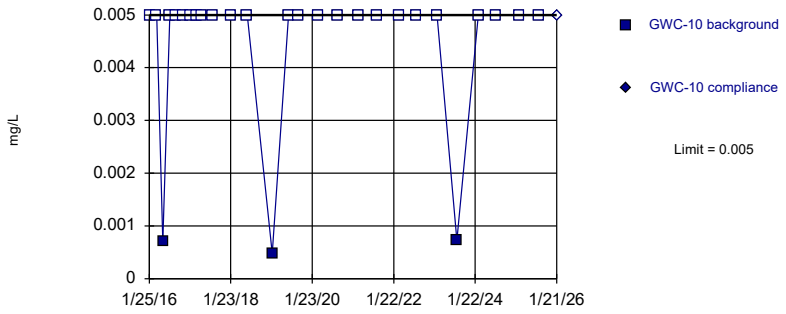


Non-parametric test used in lieu of parametric prediction limit because censored data exceeded 50%. Limit is highest of 27 background values. 88.89% NDs. Well-constituent pair annual alpha = 0.004998. Individual comparison alpha = 0.002502 (1 of 2).

Constituent: Antimony Analysis Run 3/31/2026 5:56 AM View: Appendix I
Plant Wansley Client: Southern Company Data: Wansley Landfill

Sanitas™ v.10.1.06 Software licensed to Groundwater Stats Consulting. UG
Hollow symbols indicate censored values.
Within Limit

## Prediction Limit

Intrawell Non-parametric

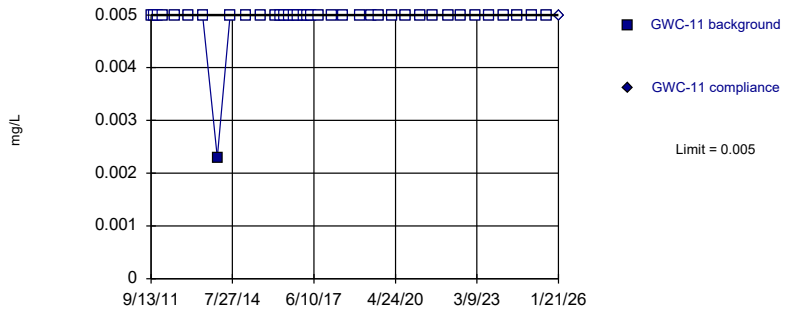


Non-parametric test used in lieu of parametric prediction limit because censored data exceeded 50%. Limit is highest of 38 background values. 97.37% NDs. Well-constituent pair annual alpha = 0.002586. Individual comparison alpha = 0.001294 (1 of 2).

Constituent: Antimony Analysis Run 3/31/2026 5:56 AM View: Appendix I
Plant Wansley Client: Southern Company Data: Wansley Landfill

Sanitas™ v.10.1.06 Software licensed to Groundwater Stats Consulting. UG
Hollow symbols indicate censored values.
Within Limit

## Prediction Limit

Intrawell Non-parametric

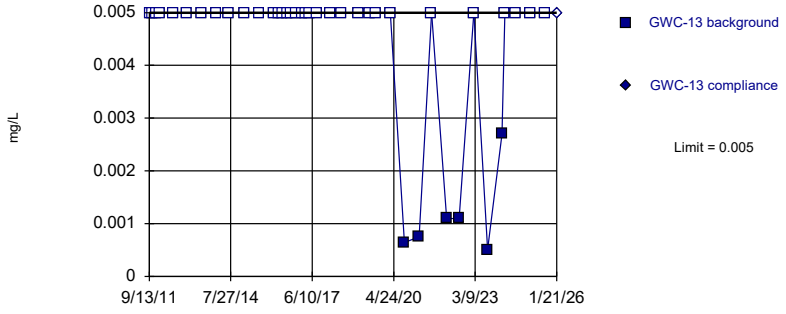


Non-parametric test used in lieu of parametric prediction limit because censored data exceeded 50%. Limit is highest of 39 background values. 84.62% NDs. Well-constituent pair annual alpha = 0.002451. Individual comparison alpha = 0.001226 (1 of 2).

Constituent: Antimony Analysis Run 3/31/2026 5:56 AM View: Appendix I
Plant Wansley Client: Southern Company Data: Wansley Landfill

Sanitas™ v.10.1.06 Software licensed to Groundwater Stats Consulting. UG
Hollow symbols indicate censored values.
Within Limit

## Prediction Limit

Intrawell Non-parametric

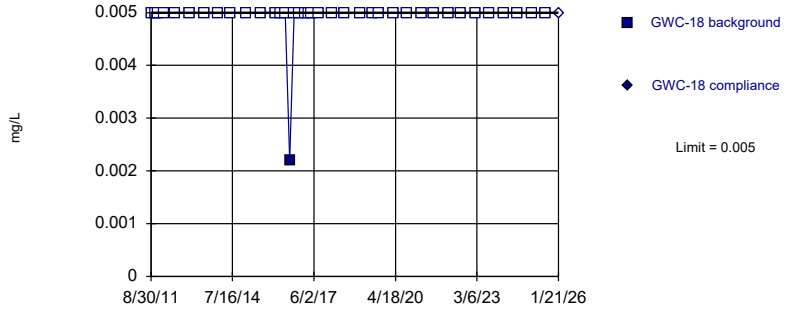


Non-parametric test used in lieu of parametric prediction limit because censored data exceeded 50%. Limit is highest of 38 background values. 97.37% NDs. Well-constituent pair annual alpha = 0.002586. Individual comparison alpha = 0.001294 (1 of 2).

Constituent: Antimony Analysis Run 3/31/2026 5:56 AM View: Appendix I
Plant Wansley Client: Southern Company Data: Wansley Landfill

Sanitas™ v.10.1.06 Software licensed to Groundwater Stats Consulting. UG
Hollow symbols indicate censored values.
Within Limit

## Prediction Limit

Intrawell Non-parametric

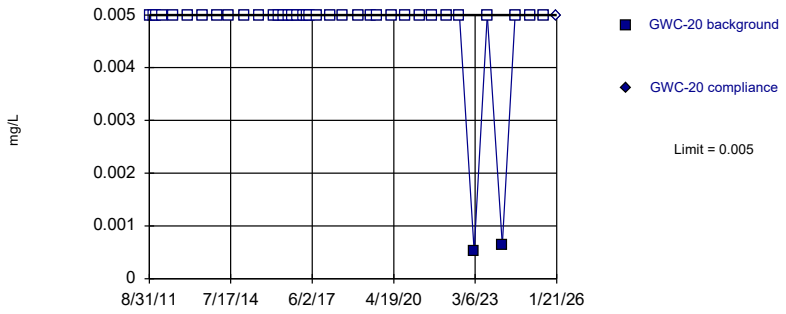


Non-parametric test used in lieu of parametric prediction limit because censored data exceeded 50%. Limit is highest of 38 background values. 94.74% NDs. Well-constituent pair annual alpha = 0.002586. Individual comparison alpha = 0.001294 (1 of 2).

Constituent: Antimony Analysis Run 3/31/2026 5:56 AM View: Appendix I
Plant Wansley Client: Southern Company Data: Wansley Landfill

Sanitas™ v.10.1.06 Software licensed to Groundwater Stats Consulting. UG
Hollow symbols indicate censored values.
Within Limit

## Prediction Limit

Intrawell Non-parametric

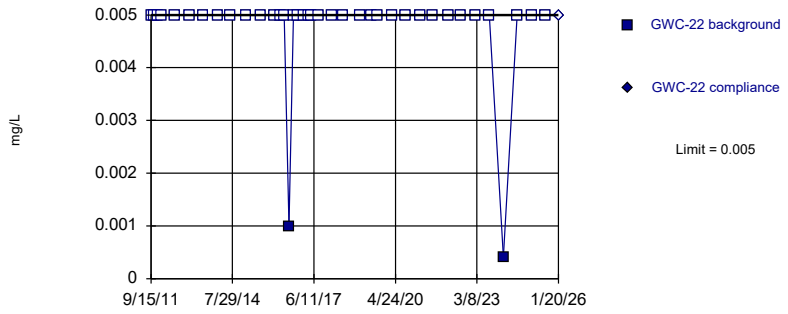


Non-parametric test used in lieu of parametric prediction limit because censored data exceeded 50%. Limit is highest of 38 background values. 94.74% NDs. Well-constituent pair annual alpha = 0.002586. Individual comparison alpha = 0.001294 (1 of 2).

Constituent: Antimony Analysis Run 3/31/2026 5:56 AM View: Appendix I
Plant Wansley Client: Southern Company Data: Wansley Landfill

Sanitas™ v.10.1.06 Software licensed to Groundwater Stats Consulting. UG
Hollow symbols indicate censored values.
Within Limit

## Prediction Limit

Intrawell Non-parametric

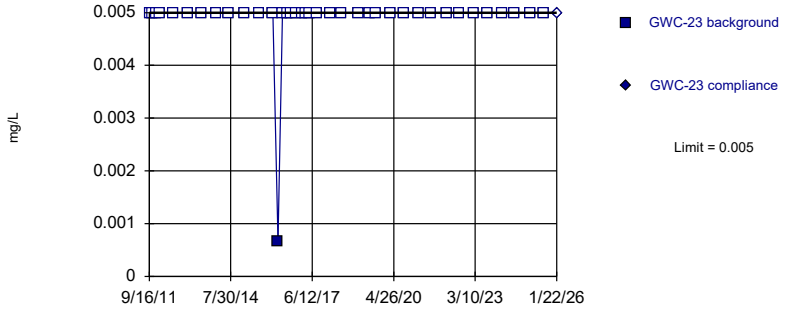


Non-parametric test used in lieu of parametric prediction limit because censored data exceeded 50%. Limit is highest of 38 background values. 97.37% NDs. Well-constituent pair annual alpha = 0.002586. Individual comparison alpha = 0.001294 (1 of 2).

Constituent: Antimony Analysis Run 3/31/2026 5:56 AM View: Appendix I
Plant Wansley Client: Southern Company Data: Wansley Landfill

Sanitas™ v.10.1.06 Software licensed to Groundwater Stats Consulting. UG
Hollow symbols indicate censored values.
Within Limit

## Prediction Limit

Intrawell Non-parametric

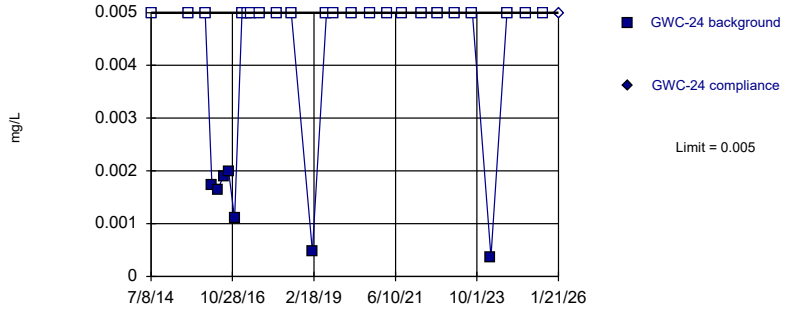


Non-parametric test used in lieu of parametric prediction limit because censored data exceeded 50%. Limit is highest of 29 background values. 75.86% NDs. Well-constituent pair annual alpha = 0.00434. Individual comparison alpha = 0.002172 (1 of 2).

Constituent: Antimony Analysis Run 3/31/2026 5:56 AM View: Appendix I
Plant Wansley Client: Southern Company Data: Wansley Landfill

Sanitas™ v.10.1.06 Software licensed to Groundwater Stats Consulting. UG
Hollow symbols indicate censored values.
Within Limit

## Prediction Limit

Intrawell Non-parametric

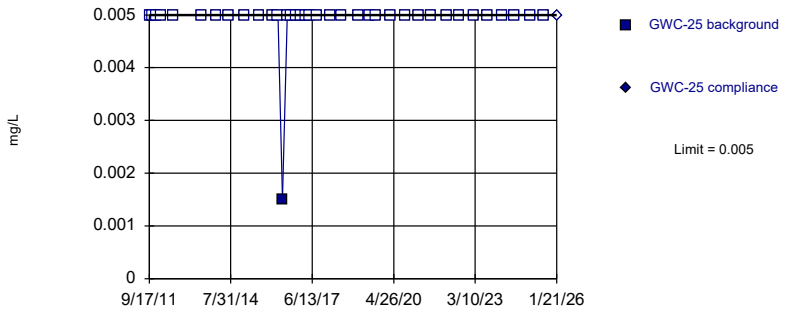


Non-parametric test used in lieu of parametric prediction limit because censored data exceeded 50%. Limit is highest of 37 background values. 97.3% NDs. Well-constituent pair annual alpha = 0.002721. Individual comparison alpha = 0.001361 (1 of 2).

Constituent: Antimony Analysis Run 3/31/2026 5:56 AM View: Appendix I
Plant Wansley Client: Southern Company Data: Wansley Landfill

Sanitas™ v.10.1.06 Software licensed to Groundwater Stats Consulting. UG
Hollow symbols indicate censored values.
Within Limit

## Prediction Limit

Intrawell Non-parametric

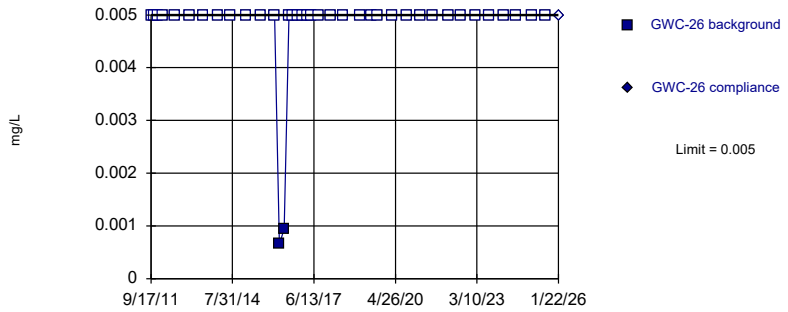


Non-parametric test used in lieu of parametric prediction limit because censored data exceeded 50%. Limit is highest of 38 background values. 94.74% NDs. Well-constituent pair annual alpha = 0.002586. Individual comparison alpha = 0.001294 (1 of 2).

Constituent: Antimony Analysis Run 3/31/2026 5:56 AM View: Appendix I
Plant Wansley Client: Southern Company Data: Wansley Landfill

Sanitas™ v.10.1.06 Software licensed to Groundwater Stats Consulting. UG
Hollow symbols indicate censored values.
Within Limit

## Prediction Limit

Intrawell Non-parametric

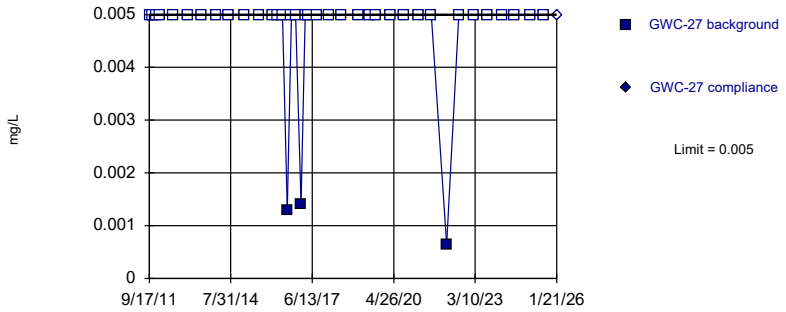


Non-parametric test used in lieu of parametric prediction limit because censored data exceeded 50%. Limit is highest of 38 background values. 92.11% NDs. Well-constituent pair annual alpha = 0.002586. Individual comparison alpha = 0.001294 (1 of 2).

Constituent: Antimony Analysis Run 3/31/2026 5:56 AM View: Appendix I
Plant Wansley Client: Southern Company Data: Wansley Landfill

Sanitas™ v.10.1.06 Software licensed to Groundwater Stats Consulting. UG
Hollow symbols indicate censored values.
Within Limit

## Prediction Limit

Intrawell Non-parametric

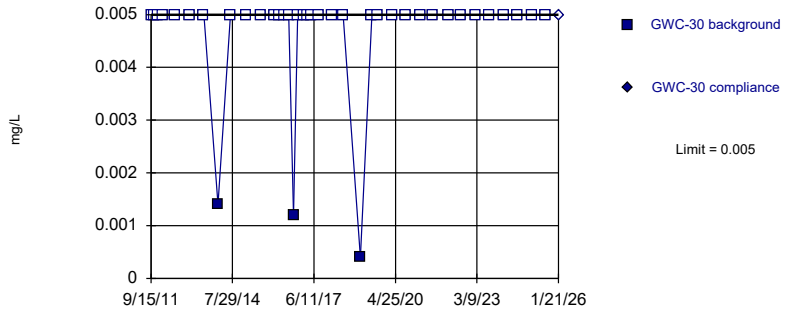


Non-parametric test used in lieu of parametric prediction limit because censored data exceeded 50%. Limit is highest of 38 background values. 92.11% NDs. Well-constituent pair annual alpha = 0.002586. Individual comparison alpha = 0.001294 (1 of 2).

Constituent: Antimony Analysis Run 3/31/2026 5:56 AM View: Appendix I
Plant Wansley Client: Southern Company Data: Wansley Landfill

Sanitas™ v.10.1.06 Software licensed to Groundwater Stats Consulting. UG
Hollow symbols indicate censored values.
Within Limit

## Prediction Limit

Intrawell Non-parametric

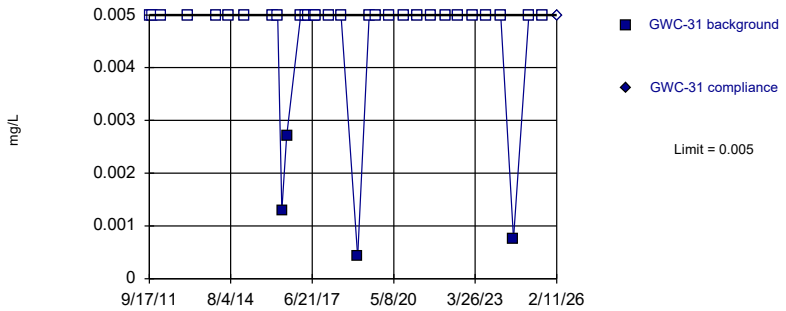


Non-parametric test used in lieu of parametric prediction limit because censored data exceeded 50%. Limit is highest of 33 background values. 87.88% NDs. Well-constituent pair annual alpha = 0.003399. Individual comparison alpha = 0.001701 (1 of 2).

Constituent: Antimony Analysis Run 3/31/2026 5:56 AM View: Appendix I
Plant Wansley Client: Southern Company Data: Wansley Landfill

Sanitas™ v.10.1.06 Software licensed to Groundwater Stats Consulting. UG
Hollow symbols indicate censored values.
Within Limit

## Prediction Limit

Intrawell Non-parametric

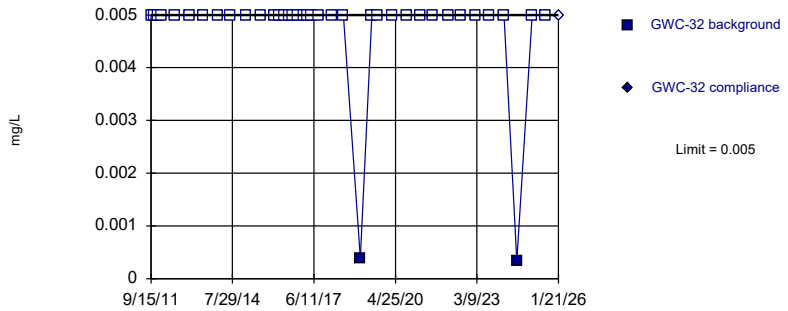


Non-parametric test used in lieu of parametric prediction limit because censored data exceeded 50%. Limit is highest of 38 background values. 94.74% NDs. Well-constituent pair annual alpha = 0.002586. Individual comparison alpha = 0.001294 (1 of 2).

Constituent: Antimony Analysis Run 3/31/2026 5:56 AM View: Appendix I
Plant Wansley Client: Southern Company Data: Wansley Landfill

Sanitas™ v.10.1.06 Software licensed to Groundwater Stats Consulting. UG
Hollow symbols indicate censored values.
Within Limit

## Prediction Limit

Intrawell Non-parametric

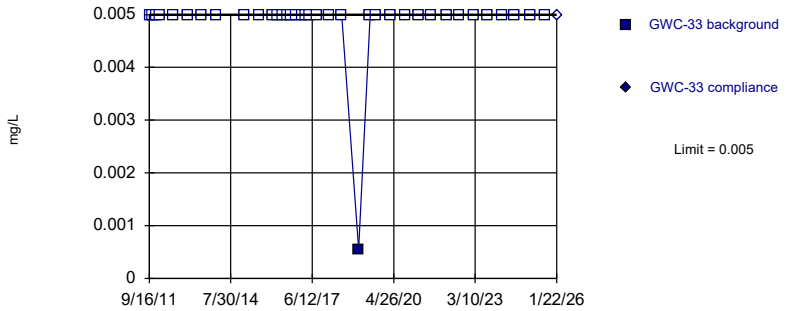


Non-parametric test used in lieu of parametric prediction limit because censored data exceeded 50%. Limit is highest of 37 background values. 97.3% NDs. Well-constituent pair annual alpha = 0.002721. Individual comparison alpha = 0.001361 (1 of 2).

Constituent: Antimony Analysis Run 3/31/2026 5:56 AM View: Appendix I
Plant Wansley Client: Southern Company Data: Wansley Landfill

Sanitas™ v.10.1.06 Software licensed to Groundwater Stats Consulting. UG
Hollow symbols indicate censored values.
Within Limit

## Prediction Limit

Intrawell Non-parametric

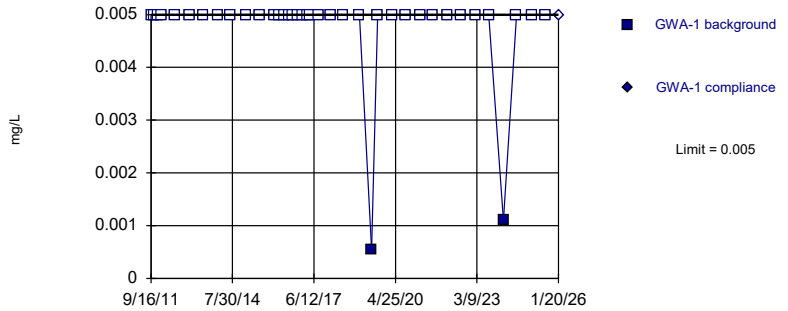


Non-parametric test used in lieu of parametric prediction limit because censored data exceeded 50%. Limit is highest of 38 background values. 94.74% NDs. Well-constituent pair annual alpha = 0.002586. Individual comparison alpha = 0.001294 (1 of 2).

Constituent: Arsenic Analysis Run 3/31/2026 5:56 AM View: Appendix I
Plant Wansley Client: Southern Company Data: Wansley Landfill

Sanitas™ v.10.1.06 Software licensed to Groundwater Stats Consulting. UG
Hollow symbols indicate censored values.
Within Limit

## Prediction Limit

Intrawell Non-parametric

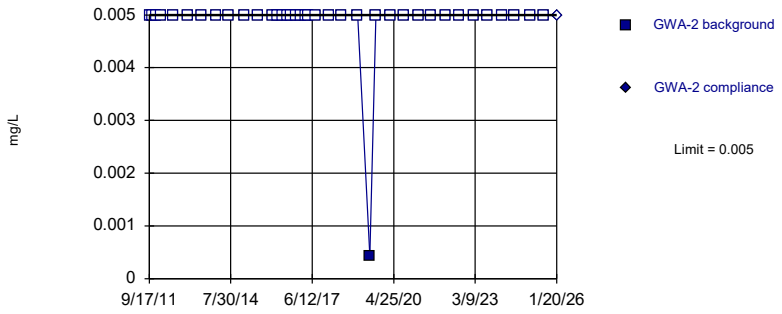


Non-parametric test used in lieu of parametric prediction limit because censored data exceeded 50%. Limit is highest of 38 background values. 97.37% NDs. Well-constituent pair annual alpha = 0.002586. Individual comparison alpha = 0.001294 (1 of 2).

Constituent: Arsenic Analysis Run 3/31/2026 5:56 AM View: Appendix I
Plant Wansley Client: Southern Company Data: Wansley Landfill

Sanitas™ v.10.1.06 Software licensed to Groundwater Stats Consulting. UG
Hollow symbols indicate censored values.
Within Limit

## Prediction Limit

Intrawell Non-parametric

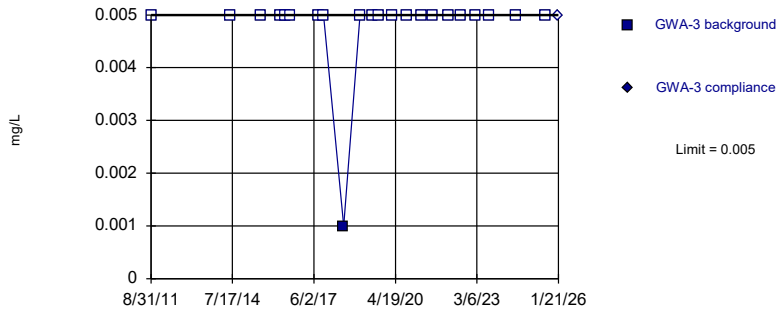


Non-parametric test used in lieu of parametric prediction limit because censored data exceeded 50%. Limit is highest of 22 background values. 95.45% NDs. Well-constituent pair annual alpha = 0.007401. Individual comparison alpha = 0.003707 (1 of 2).

Constituent: Arsenic Analysis Run 3/31/2026 5:56 AM View: Appendix I
Plant Wansley Client: Southern Company Data: Wansley Landfill

Sanitas™ v.10.1.06 Software licensed to Groundwater Stats Consulting. UG
Hollow symbols indicate censored values.
Within Limit

## Prediction Limit

Intrawell Non-parametric

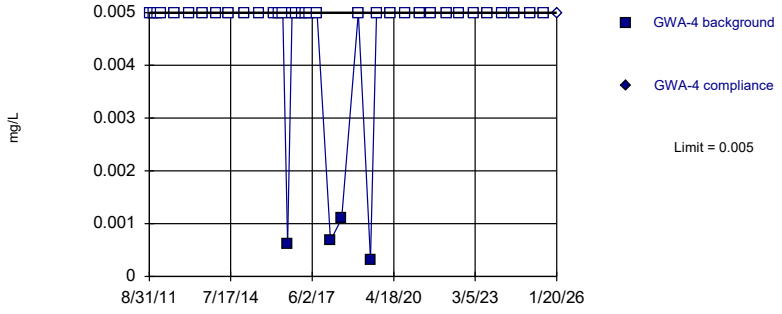


Non-parametric test used in lieu of parametric prediction limit because censored data exceeded 50%. Limit is highest of 38 background values. 89.47% NDs. Well-constituent pair annual alpha = 0.002586. Individual comparison alpha = 0.001294 (1 of 2).

Constituent: Arsenic Analysis Run 3/31/2026 5:56 AM View: Appendix I
Plant Wansley Client: Southern Company Data: Wansley Landfill

Sanitas™ v.10.1.06 Software licensed to Groundwater Stats Consulting. UG
Hollow symbols indicate censored values.
Within Limit

## Prediction Limit

Intrawell Non-parametric

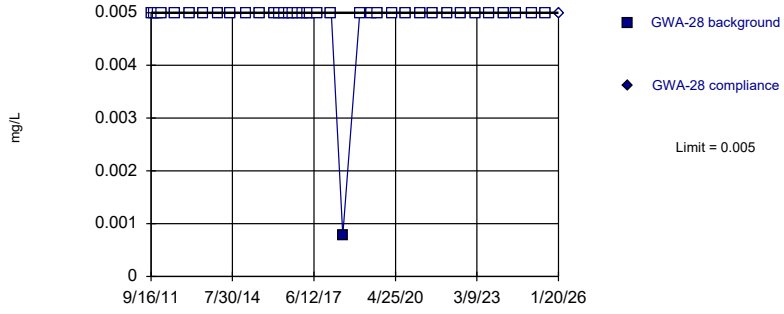


Non-parametric test used in lieu of parametric prediction limit because censored data exceeded 50%. Limit is highest of 38 background values. 97.37% NDs. Well-constituent pair annual alpha = 0.002586. Individual comparison alpha = 0.001294 (1 of 2).

Constituent: Arsenic Analysis Run 3/31/2026 5:56 AM View: Appendix I
Plant Wansley Client: Southern Company Data: Wansley Landfill

Sanitas™ v.10.1.06 Software licensed to Groundwater Stats Consulting. UG
Hollow symbols indicate censored values.
Within Limit

## Prediction Limit

Intrawell Non-parametric

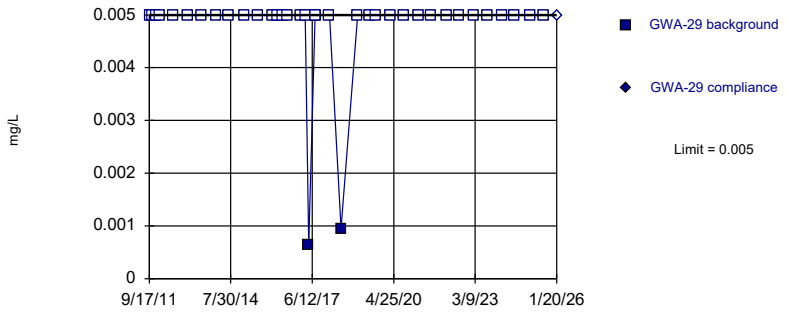


Non-parametric test used in lieu of parametric prediction limit because censored data exceeded 50%. Limit is highest of 37 background values. 94.59% NDs. Well-constituent pair annual alpha = 0.002721. Individual comparison alpha = 0.001361 (1 of 2).

Constituent: Arsenic Analysis Run 3/31/2026 5:56 AM View: Appendix I
Plant Wansley Client: Southern Company Data: Wansley Landfill

Sanitas™ v.10.1.06 Software licensed to Groundwater Stats Consulting. UG
Hollow symbols indicate censored values.
Within Limit

## Prediction Limit

Intrawell Non-parametric

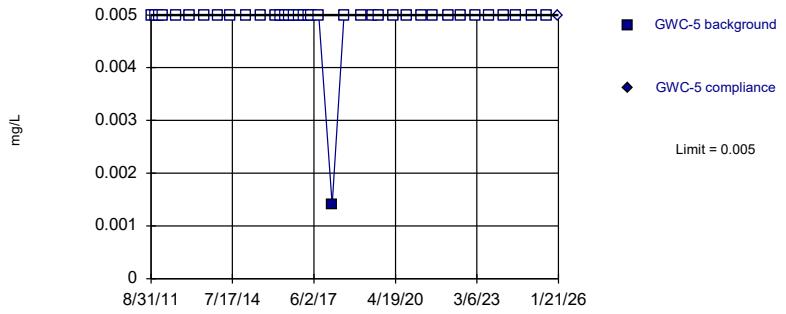


Non-parametric test used in lieu of parametric prediction limit because censored data exceeded 50%. Limit is highest of 38 background values. 97.37% NDs. Well-constituent pair annual alpha = 0.002586. Individual comparison alpha = 0.001294 (1 of 2).

Constituent: Arsenic Analysis Run 3/31/2026 5:56 AM View: Appendix I
Plant Wansley Client: Southern Company Data: Wansley Landfill

Sanitas™ v.10.1.06 Software licensed to Groundwater Stats Consulting. UG
Hollow symbols indicate censored values.
Within Limit

## Prediction Limit

Intrawell Non-parametric

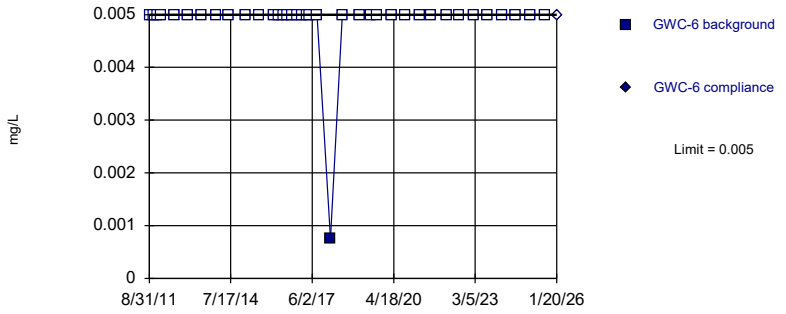


Non-parametric test used in lieu of parametric prediction limit because censored data exceeded 50%. Limit is highest of 38 background values. 97.37% NDs. Well-constituent pair annual alpha = 0.002586. Individual comparison alpha = 0.001294 (1 of 2).

Constituent: Arsenic Analysis Run 3/31/2026 5:56 AM View: Appendix I
Plant Wansley Client: Southern Company Data: Wansley Landfill

Sanitas™ v.10.1.06 Software licensed to Groundwater Stats Consulting. UG
Hollow symbols indicate censored values.
Within Limit

## Prediction Limit

Intrawell Non-parametric

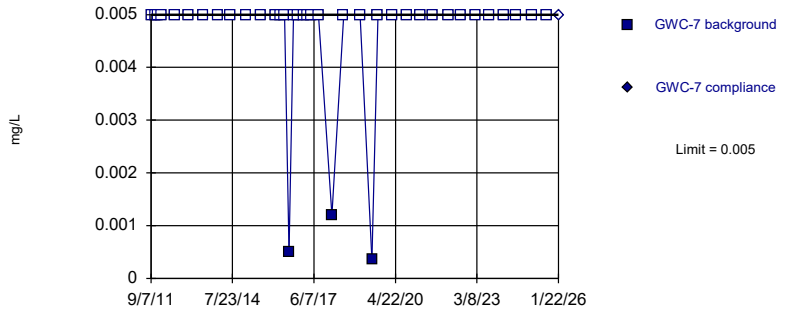


Non-parametric test used in lieu of parametric prediction limit because censored data exceeded 50%. Limit is highest of 38 background values. 92.11% NDs. Well-constituent pair annual alpha = 0.002586. Individual comparison alpha = 0.001294 (1 of 2).

Constituent: Arsenic Analysis Run 3/31/2026 5:56 AM View: Appendix I
Plant Wansley Client: Southern Company Data: Wansley Landfill

Sanitas™ v.10.1.06 Software licensed to Groundwater Stats Consulting. UG
Hollow symbols indicate censored values.
Within Limit

## Prediction Limit

Intrawell Non-parametric

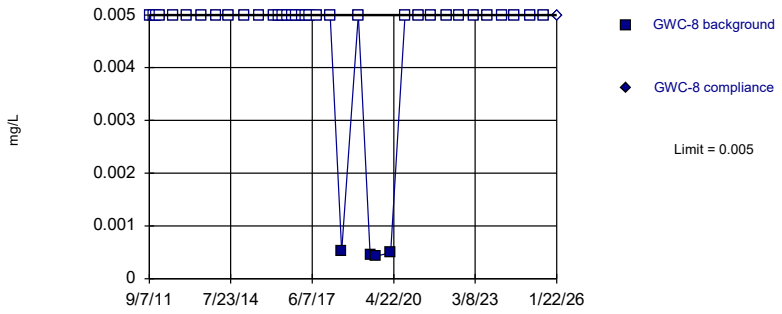


Non-parametric test used in lieu of parametric prediction limit because censored data exceeded 50%. Limit is highest of 38 background values. 89.47% NDs. Well-constituent pair annual alpha = 0.002586. Individual comparison alpha = 0.001294 (1 of 2).

Constituent: Arsenic Analysis Run 3/31/2026 5:56 AM View: Appendix I
Plant Wansley Client: Southern Company Data: Wansley Landfill

Sanitas™ v.10.1.06 Software licensed to Groundwater Stats Consulting. UG
Hollow symbols indicate censored values.
Within Limit

## Prediction Limit

Intrawell Non-parametric

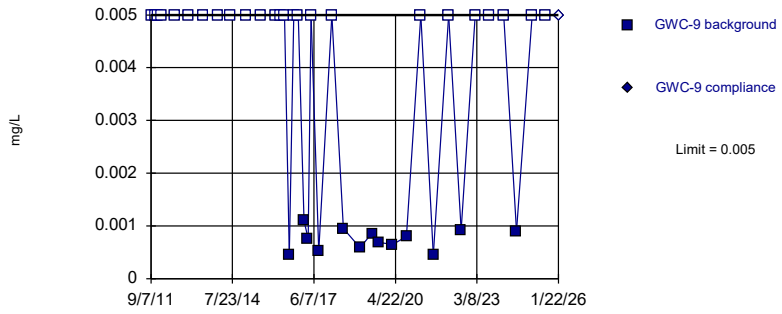


Non-parametric test used in lieu of parametric prediction limit because censored data exceeded 50%. Limit is highest of 38 background values. 65.79% NDs. Well-constituent pair annual alpha = 0.002586. Individual comparison alpha = 0.001294 (1 of 2).

Constituent: Arsenic Analysis Run 3/31/2026 5:56 AM View: Appendix I
Plant Wansley Client: Southern Company Data: Wansley Landfill

Sanitas™ v.10.1.06 Software licensed to Groundwater Stats Consulting. UG
Hollow symbols indicate censored values.
Within Limit

## Prediction Limit

Intrawell Non-parametric

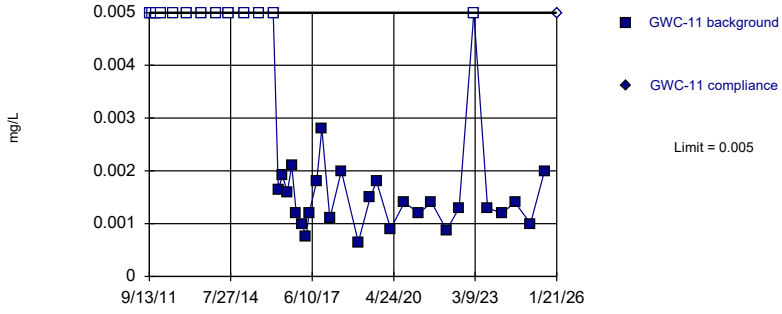


Non-parametric test used in lieu of parametric prediction limit because the Shapiro Wilk normality test showed the data to be non-normal at the 0.01 alpha level. Limit is highest of 39 background values. 33.33% NDs. Well-constituent pair annual alpha = 0.002451. Individual comparison alpha = 0.001226 (1 of 2).

Constituent: Arsenic Analysis Run 3/31/2026 5:56 AM View: Appendix I
Plant Wansley Client: Southern Company Data: Wansley Landfill

Sanitas™ v.10.1.06 Software licensed to Groundwater Stats Consulting. UG
Hollow symbols indicate censored values.
Within Limit

## Prediction Limit

Intrawell Non-parametric

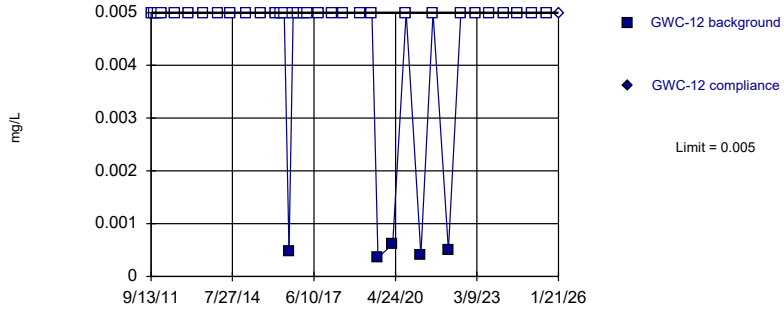


Non-parametric test used in lieu of parametric prediction limit because censored data exceeded 50%. Limit is highest of 37 background values. 86.49% NDs. Well-constituent pair annual alpha = 0.002721. Individual comparison alpha = 0.001361 (1 of 2).

Constituent: Arsenic Analysis Run 3/31/2026 5:56 AM View: Appendix I
Plant Wansley Client: Southern Company Data: Wansley Landfill

Sanitas™ v.10.1.06 Software licensed to Groundwater Stats Consulting. UG
Hollow symbols indicate censored values.
Within Limit

## Prediction Limit

Intrawell Non-parametric

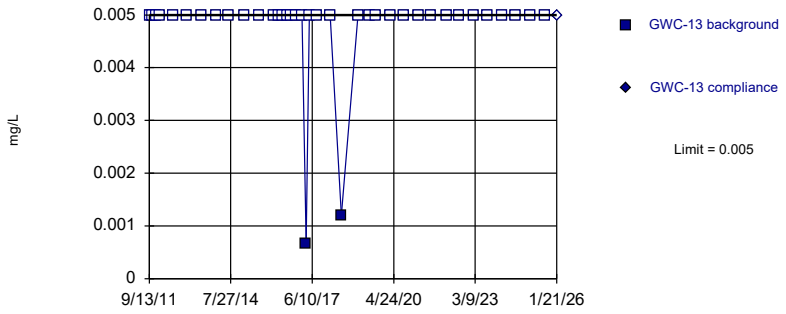


Non-parametric test used in lieu of parametric prediction limit because censored data exceeded 50%. Limit is highest of 38 background values. 94.74% NDs. Well-constituent pair annual alpha = 0.002586. Individual comparison alpha = 0.001294 (1 of 2).

Constituent: Arsenic Analysis Run 3/31/2026 5:56 AM View: Appendix I
Plant Wansley Client: Southern Company Data: Wansley Landfill

Sanitas™ v.10.1.06 Software licensed to Groundwater Stats Consulting. UG
Hollow symbols indicate censored values.
Within Limit

## Prediction Limit

Intrawell Non-parametric

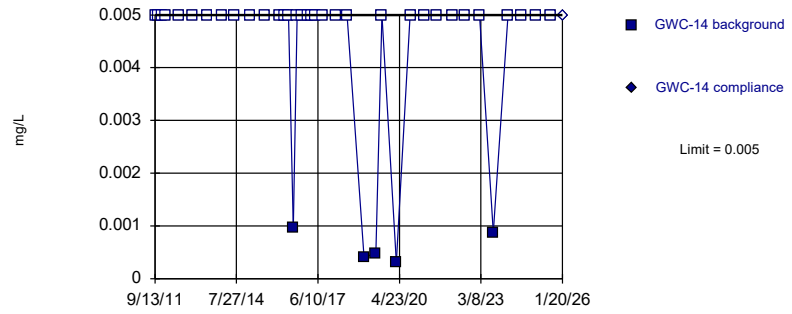


Non-parametric test used in lieu of parametric prediction limit because censored data exceeded 50%. Limit is highest of 38 background values. 86.84% NDs. Well-constituent pair annual alpha = 0.002586. Individual comparison alpha = 0.001294 (1 of 2).

Constituent: Arsenic Analysis Run 3/31/2026 5:56 AM View: Appendix I
Plant Wansley Client: Southern Company Data: Wansley Landfill

Sanitas™ v.10.1.06 Software licensed to Groundwater Stats Consulting. UG
Hollow symbols indicate censored values.
Within Limit

## Prediction Limit

Intrawell Non-parametric

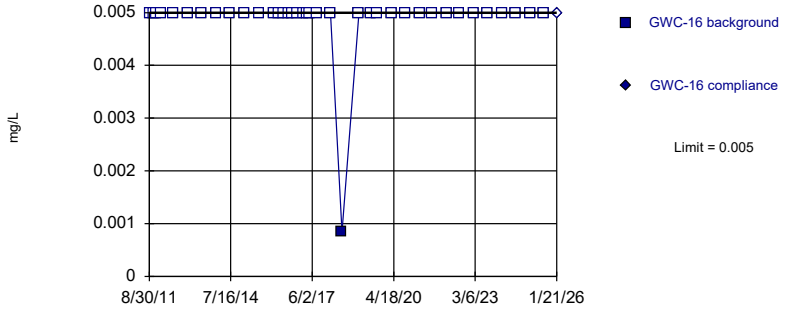


Non-parametric test used in lieu of parametric prediction limit because censored data exceeded 50%. Limit is highest of 38 background values. 97.37% NDs. Well-constituent pair annual alpha = 0.002586. Individual comparison alpha = 0.001294 (1 of 2).

Constituent: Arsenic Analysis Run 3/31/2026 5:56 AM View: Appendix I
Plant Wansley Client: Southern Company Data: Wansley Landfill

Sanitas™ v.10.1.06 Software licensed to Groundwater Stats Consulting. UG
Hollow symbols indicate censored values.
Within Limit

## Prediction Limit

Intrawell Non-parametric

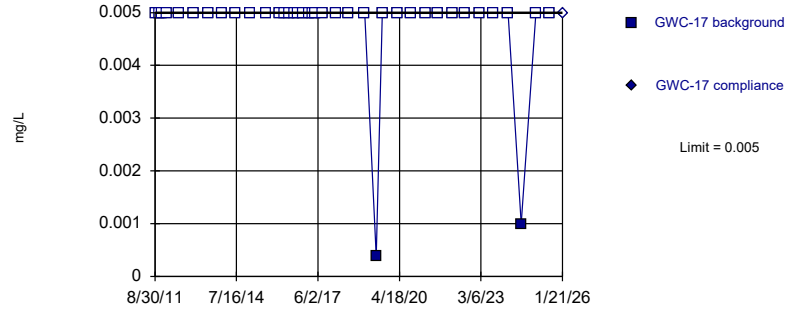


Non-parametric test used in lieu of parametric prediction limit because censored data exceeded 50%. Limit is highest of 38 background values. 94.74% NDs. Well-constituent pair annual alpha = 0.002586. Individual comparison alpha = 0.001294 (1 of 2).

Constituent: Arsenic Analysis Run 3/31/2026 5:56 AM View: Appendix I
Plant Wansley Client: Southern Company Data: Wansley Landfill

Sanitas™ v.10.1.06 Software licensed to Groundwater Stats Consulting. UG
Hollow symbols indicate censored values.
Within Limit

## Prediction Limit

Intrawell Non-parametric

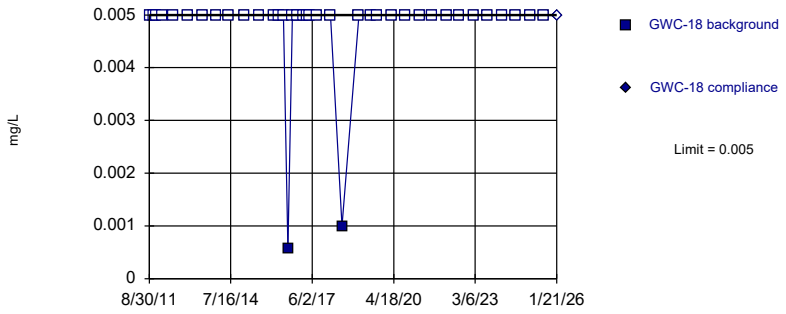


Non-parametric test used in lieu of parametric prediction limit because censored data exceeded 50%. Limit is highest of 38 background values. 94.74% NDs. Well-constituent pair annual alpha = 0.002586. Individual comparison alpha = 0.001294 (1 of 2).

Constituent: Arsenic Analysis Run 3/31/2026 5:56 AM View: Appendix I
Plant Wansley Client: Southern Company Data: Wansley Landfill

Sanitas™ v.10.1.06 Software licensed to Groundwater Stats Consulting. UG
Hollow symbols indicate censored values.
Within Limit

## Prediction Limit

Intrawell Non-parametric

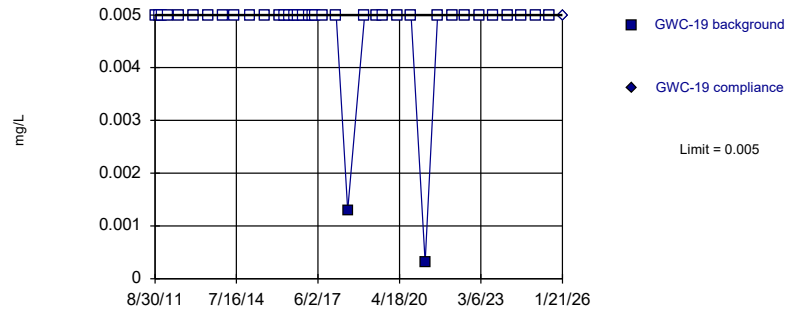


Non-parametric test used in lieu of parametric prediction limit because censored data exceeded 50%. Limit is highest of 38 background values. 94.74% NDs. Well-constituent pair annual alpha = 0.002586. Individual comparison alpha = 0.001294 (1 of 2).

Constituent: Arsenic Analysis Run 3/31/2026 5:56 AM View: Appendix I
Plant Wansley Client: Southern Company Data: Wansley Landfill

Sanitas™ v.10.1.06 Software licensed to Groundwater Stats Consulting. UG
Hollow symbols indicate censored values.
Within Limit

## Prediction Limit

Intrawell Non-parametric

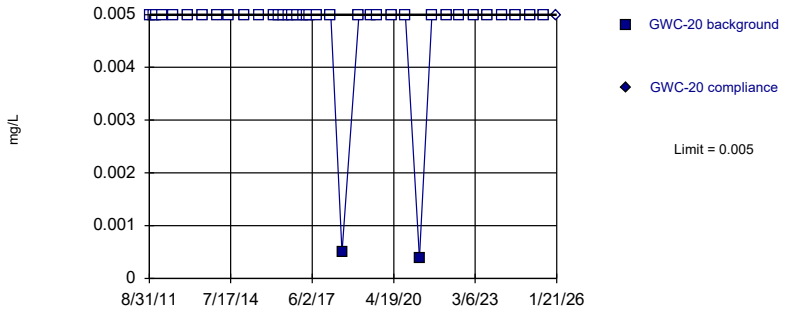


Non-parametric test used in lieu of parametric prediction limit because censored data exceeded 50%. Limit is highest of 38 background values. 94.74% NDs. Well-constituent pair annual alpha = 0.002586. Individual comparison alpha = 0.001294 (1 of 2).

Constituent: Arsenic Analysis Run 3/31/2026 5:56 AM View: Appendix I
Plant Wansley Client: Southern Company Data: Wansley Landfill

Sanitas™ v.10.1.06 Software licensed to Groundwater Stats Consulting. UG
Hollow symbols indicate censored values.
Within Limit

## Prediction Limit

Intrawell Non-parametric

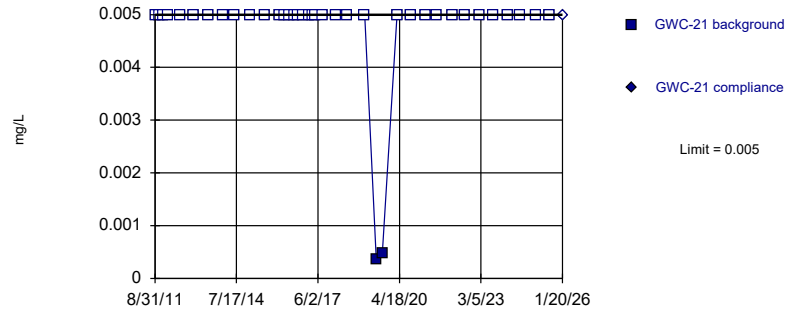


Non-parametric test used in lieu of parametric prediction limit because censored data exceeded 50%. Limit is highest of 38 background values. 94.74% NDs. Well-constituent pair annual alpha = 0.002586. Individual comparison alpha = 0.001294 (1 of 2).

Constituent: Arsenic Analysis Run 3/31/2026 5:56 AM View: Appendix I
Plant Wansley Client: Southern Company Data: Wansley Landfill

Sanitas™ v.10.1.06 Software licensed to Groundwater Stats Consulting. UG
Hollow symbols indicate censored values.
Within Limit

## Prediction Limit

Intrawell Non-parametric

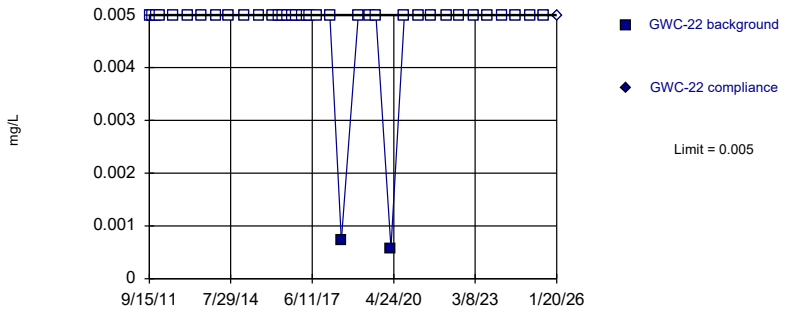


Non-parametric test used in lieu of parametric prediction limit because censored data exceeded 50%. Limit is highest of 38 background values. 94.74% NDs. Well-constituent pair annual alpha = 0.002586. Individual comparison alpha = 0.001294 (1 of 2).

Constituent: Arsenic Analysis Run 3/31/2026 5:56 AM View: Appendix I
Plant Wansley Client: Southern Company Data: Wansley Landfill

Sanitas™ v.10.1.06 Software licensed to Groundwater Stats Consulting. UG
Hollow symbols indicate censored values.
Within Limit

## Prediction Limit

Intrawell Non-parametric

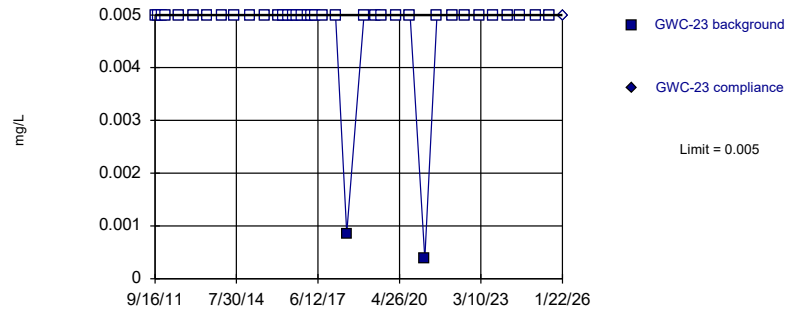


Non-parametric test used in lieu of parametric prediction limit because censored data exceeded 50%. Limit is highest of 38 background values. 94.74% NDs. Well-constituent pair annual alpha = 0.002586. Individual comparison alpha = 0.001294 (1 of 2).

Constituent: Arsenic Analysis Run 3/31/2026 5:56 AM View: Appendix I
Plant Wansley Client: Southern Company Data: Wansley Landfill

Sanitas™ v.10.1.06 Software licensed to Groundwater Stats Consulting. UG
Hollow symbols indicate censored values.
Within Limit

## Prediction Limit

Intrawell Non-parametric

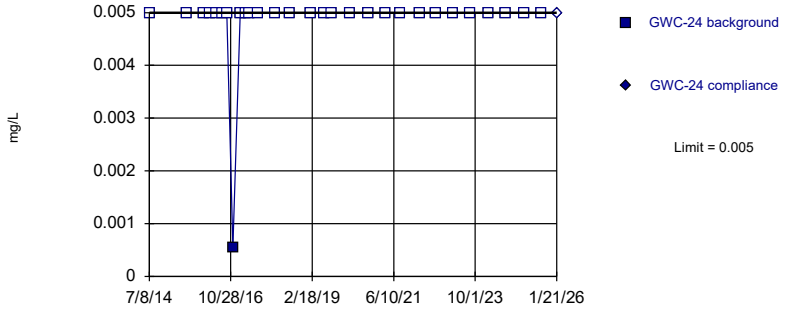


Non-parametric test used in lieu of parametric prediction limit because censored data exceeded 50%. Limit is highest of 29 background values. 96.55% NDs. Well-constituent pair annual alpha = 0.00434. Individual comparison alpha = 0.002172 (1 of 2).

Constituent: Arsenic Analysis Run 3/31/2026 5:56 AM View: Appendix I
Plant Wansley Client: Southern Company Data: Wansley Landfill

Sanitas™ v.10.1.06 Software licensed to Groundwater Stats Consulting. UG
Hollow symbols indicate censored values.
Within Limit

## Prediction Limit

Intrawell Non-parametric

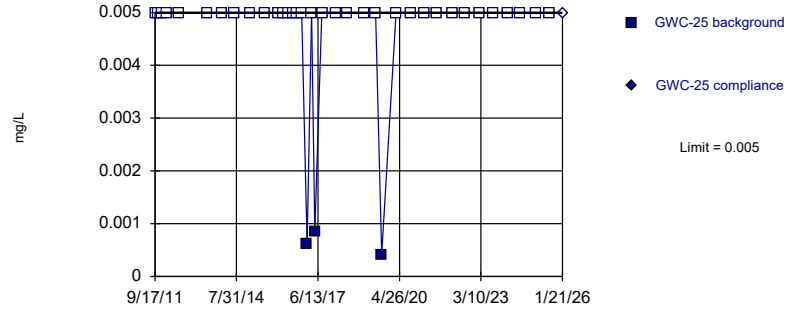


Non-parametric test used in lieu of parametric prediction limit because censored data exceeded 50%. Limit is highest of 37 background values. 91.89% NDs. Well-constituent pair annual alpha = 0.002721. Individual comparison alpha = 0.001361 (1 of 2).

Constituent: Arsenic Analysis Run 3/31/2026 5:56 AM View: Appendix I
Plant Wansley Client: Southern Company Data: Wansley Landfill

Sanitas™ v.10.1.06 Software licensed to Groundwater Stats Consulting. UG
Hollow symbols indicate censored values.
Within Limit

## Prediction Limit

Intrawell Non-parametric

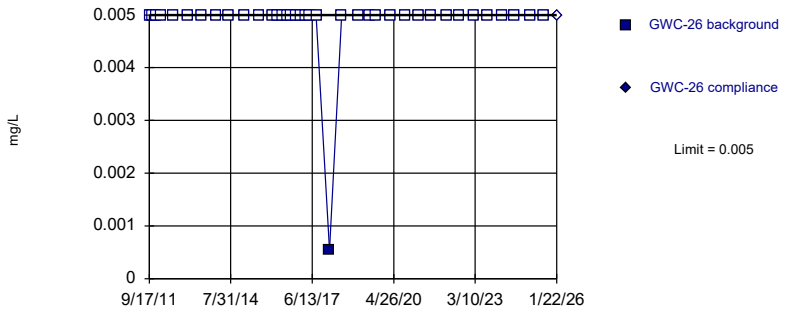


Non-parametric test used in lieu of parametric prediction limit because censored data exceeded 50%. Limit is highest of 38 background values. 97.37% NDs. Well-constituent pair annual alpha = 0.002586. Individual comparison alpha = 0.001294 (1 of 2).

Constituent: Arsenic Analysis Run 3/31/2026 5:56 AM View: Appendix I
Plant Wansley Client: Southern Company Data: Wansley Landfill

Sanitas™ v.10.1.06 Software licensed to Groundwater Stats Consulting. UG
Hollow symbols indicate censored values.
Within Limit

## Prediction Limit

Intrawell Non-parametric

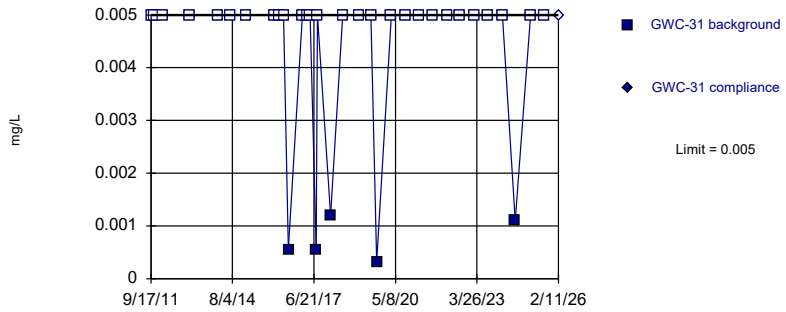


Non-parametric test used in lieu of parametric prediction limit because censored data exceeded 50%. Limit is highest of 33 background values. 84.85% NDs. Well-constituent pair annual alpha = 0.003399. Individual comparison alpha = 0.001701 (1 of 2).

Constituent: Arsenic Analysis Run 3/31/2026 5:56 AM View: Appendix I
Plant Wansley Client: Southern Company Data: Wansley Landfill

Sanitas™ v.10.1.06 Software licensed to Groundwater Stats Consulting. UG
Hollow symbols indicate censored values.
Within Limit

## Prediction Limit

Intrawell Non-parametric

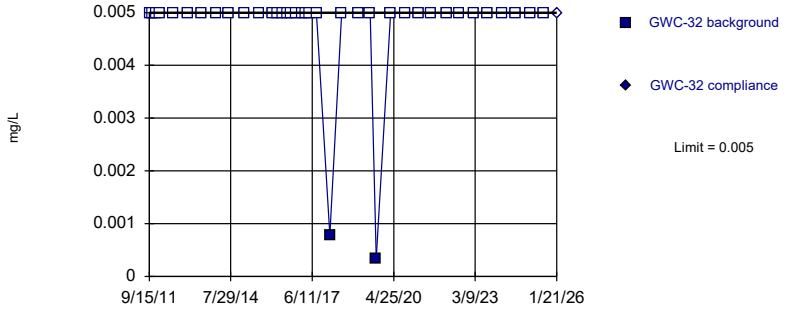


Non-parametric test used in lieu of parametric prediction limit because censored data exceeded 50%. Limit is highest of 38 background values. 94.74% NDs. Well-constituent pair annual alpha = 0.002586. Individual comparison alpha = 0.001294 (1 of 2).

Constituent: Arsenic Analysis Run 3/31/2026 5:56 AM View: Appendix I
Plant Wansley Client: Southern Company Data: Wansley Landfill

Sanitas™ v.10.1.06 Software licensed to Groundwater Stats Consulting. UG
Hollow symbols indicate censored values.
Within Limit

## Prediction Limit

Intrawell Non-parametric

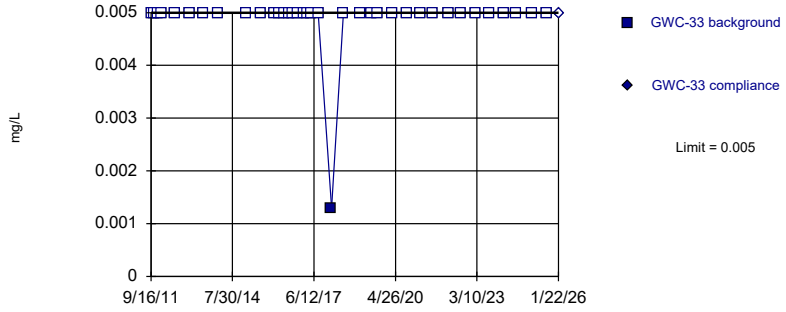


Non-parametric test used in lieu of parametric prediction limit because censored data exceeded 50%. Limit is highest of 37 background values. 97.3% NDs. Well-constituent pair annual alpha = 0.002721. Individual comparison alpha = 0.001361 (1 of 2).

Constituent: Arsenic Analysis Run 3/31/2026 5:57 AM View: Appendix I
Plant Wansley Client: Southern Company Data: Wansley Landfill

Sanitas™ v.10.1.06 Software licensed to Groundwater Stats Consulting. UG
Hollow symbols indicate censored values.
Within Limit

## Prediction Limit

Intrawell Non-parametric

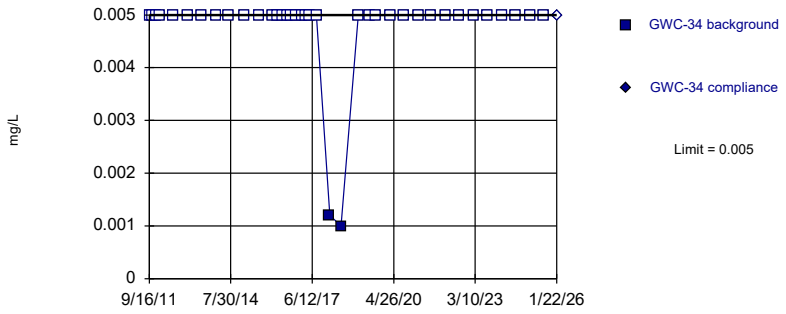


Non-parametric test used in lieu of parametric prediction limit because censored data exceeded 50%. Limit is highest of 38 background values. 94.74% NDs. Well-constituent pair annual alpha = 0.002586. Individual comparison alpha = 0.001294 (1 of 2).

Constituent: Arsenic Analysis Run 3/31/2026 5:57 AM View: Appendix I
Plant Wansley Client: Southern Company Data: Wansley Landfill

Sanitas™ v.10.1.06 Software licensed to Groundwater Stats Consulting. UG
Hollow symbols indicate censored values.
Within Limit

## Prediction Limit

Intrawell Non-parametric

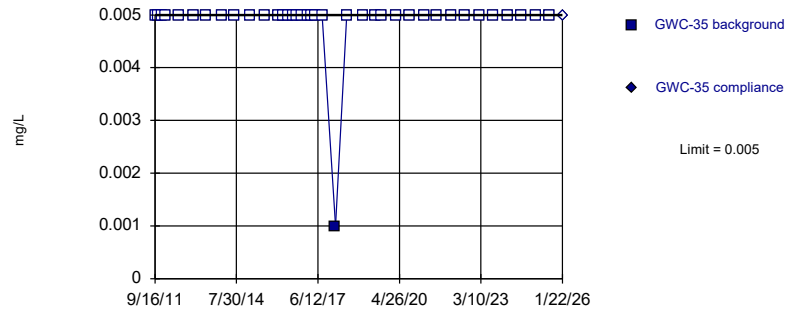


Non-parametric test used in lieu of parametric prediction limit because censored data exceeded 50%. Limit is highest of 38 background values. 97.37% NDs. Well-constituent pair annual alpha = 0.002586. Individual comparison alpha = 0.001294 (1 of 2).

Constituent: Arsenic Analysis Run 3/31/2026 5:57 AM View: Appendix I
Plant Wansley Client: Southern Company Data: Wansley Landfill

Sanitas™ v.10.1.06 Software licensed to Groundwater Stats Consulting. UG
Within Limit

## Prediction Limit

Intrawell Parametric

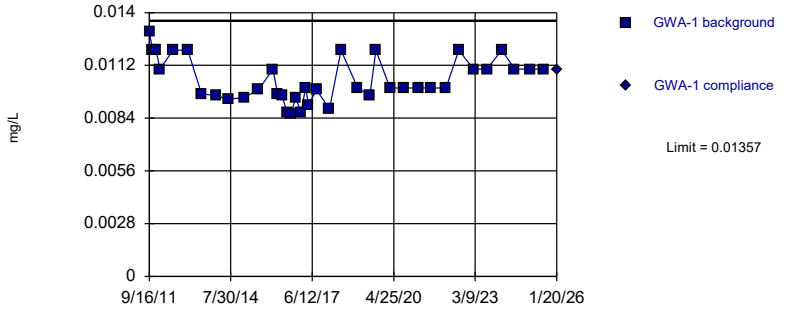


Background Data Summary (based on square root transformation): Mean=0.102, Std. Dev.=0.005645, n=38. Normality test: Shapiro Wilk @alpha = 0.01, calculated = 0.9205, critical = 0.916. Kappa = 2.568 (c=16, w=29, 1 of 2, event alpha = 0.05132). Report alpha = 0.0001135.

Constituent: Barium Analysis Run 3/31/2026 5:57 AM View: Appendix I
Plant Wansley Client: Southern Company Data: Wansley Landfill

Sanitas™ v.10.1.06 Software licensed to Groundwater Stats Consulting. UG
Exceeds Limit

## Prediction Limit

Intrawell Parametric

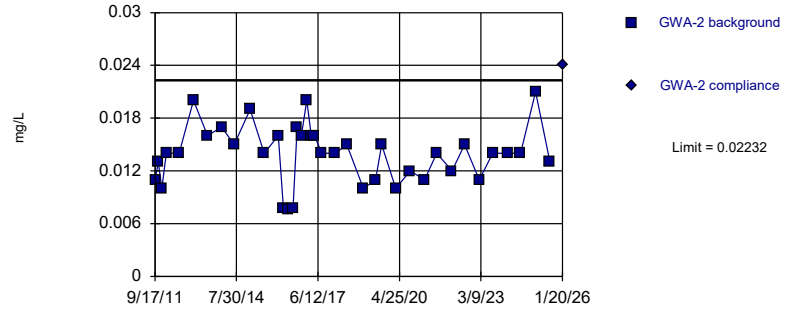


Background Data Summary: Mean=0.01387, Std. Dev.=0.003288, n=38. Normality test: Shapiro Wilk @alpha = 0.01, calculated = 0.9609, critical = 0.916. Kappa = 2.568 (c=16, w=29, 1 of 2, event alpha = 0.05132). Report alpha = 0.0001135.

Constituent: Barium Analysis Run 3/31/2026 5:57 AM View: Appendix I
Plant Wansley Client: Southern Company Data: Wansley Landfill

Sanitas™ v.10.1.06 Software licensed to Groundwater Stats Consulting. UG

Within Limit

## Prediction Limit

Intrawell Parametric

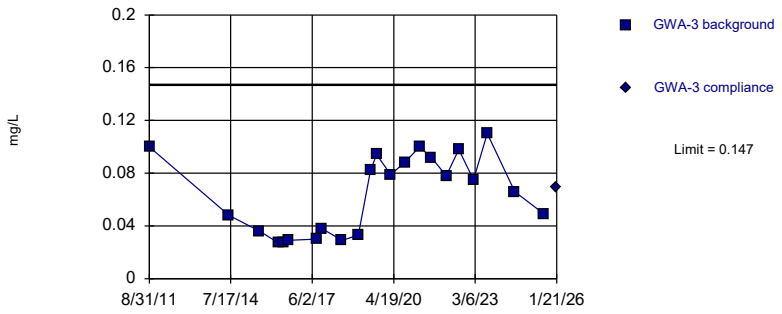


Background Data Summary: Mean=0.064, Std. Dev.=0.02947, n=22. Normality test: Shapiro Wilk @alpha = 0.01, calculated = 0.8819, critical = 0.878. Kappa = 2.815 (c=16, w=29, 1 of 2, event alpha = 0.05132). Report alpha = 0.0001135.

Constituent: Barium Analysis Run 3/31/2026 5:57 AM View: Appendix I

Plant Wansley Client: Southern Company Data: Wansley Landfill

Sanitas™ v.10.1.06 Software licensed to Groundwater Stats Consulting. UG

Within Limit

## Prediction Limit

Intrawell Parametric

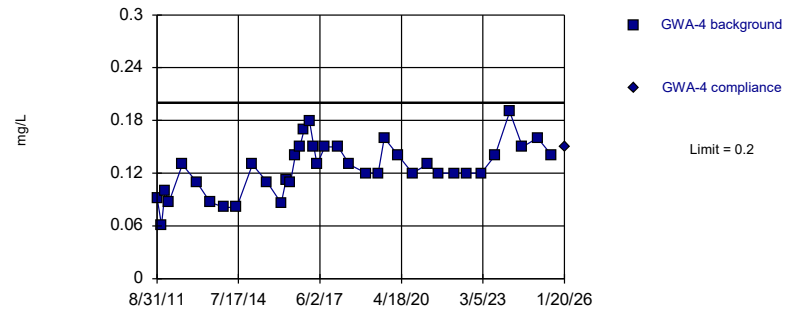


Background Data Summary: Mean=0.1257, Std. Dev.=0.02893, n=38. Normality test: Shapiro Wilk @alpha = 0.01, calculated = 0.9808, critical = 0.916. Kappa = 2.568 (c=16, w=29, 1 of 2, event alpha = 0.05132). Report alpha = 0.0001135.

Constituent: Barium Analysis Run 3/31/2026 5:57 AM View: Appendix I

Plant Wansley Client: Southern Company Data: Wansley Landfill

Sanitas™ v.10.1.06 Software licensed to Groundwater Stats Consulting. UG

Hollow symbols indicate censored values.

Within Limit

## Prediction Limit

Intrawell Non-parametric

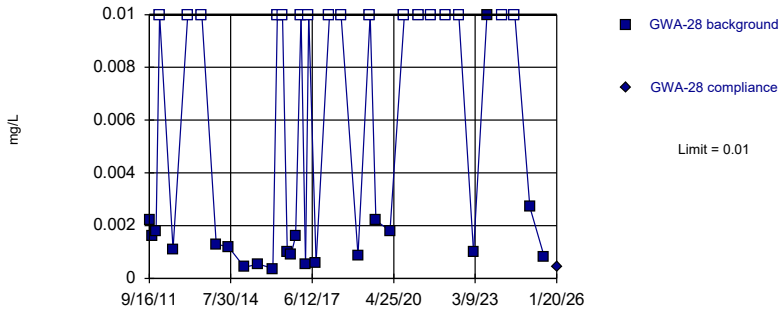


Non-parametric test used in lieu of parametric prediction limit because the Shapiro Wilk normality test showed the data to be non-normal at the 0.01 alpha level. Limit is highest of 38 background values. 44.74% NDs. Well-constituent pair annual alpha = 0.002586. Individual comparison alpha = 0.001294 (1 of 2).

Constituent: Barium Analysis Run 3/31/2026 5:57 AM View: Appendix I

Plant Wansley Client: Southern Company Data: Wansley Landfill

Sanitas™ v.10.1.06 Software licensed to Groundwater Stats Consulting. UG

Hollow symbols indicate censored values.

Within Limit

## Prediction Limit

Intrawell Non-parametric

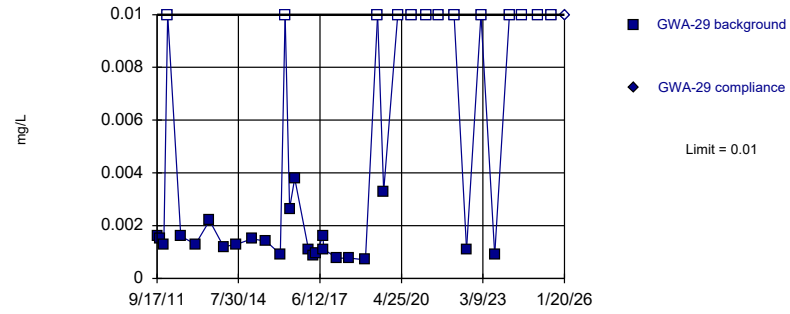


Non-parametric test used in lieu of parametric prediction limit because the Shapiro Wilk normality test showed the data to be non-normal at the 0.01 alpha level. Limit is highest of 37 background values. 35.14% NDs. Well-constituent pair annual alpha = 0.002721. Individual comparison alpha = 0.001361 (1 of 2).

Constituent: Barium Analysis Run 3/31/2026 5:57 AM View: Appendix I

Plant Wansley Client: Southern Company Data: Wansley Landfill

Sanitas™ v.10.1.06 Software licensed to Groundwater Stats Consulting. UG

Within Limit

## Prediction Limit

Intrawell Parametric

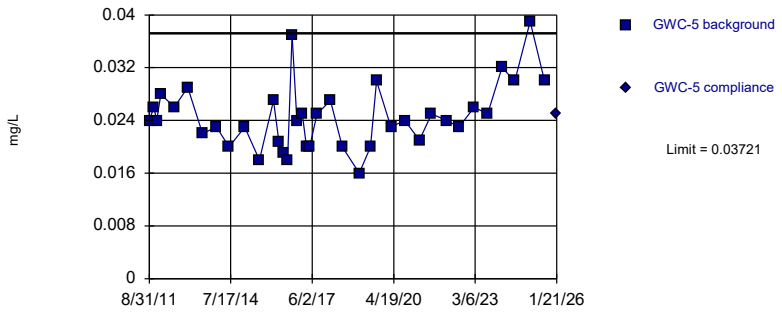


Background Data Summary: Mean=0.02457, Std. Dev.=0.004922, n=38. Normality test: Shapiro Wilk @alpha = 0.01, calculated = 0.9396, critical = 0.916. Kappa = 2.568 (c=16, w=29, 1 of 2, event alpha = 0.05132). Report alpha = 0.0001135.

Constituent: Barium Analysis Run 3/31/2026 5:57 AM View: Appendix I

Plant Wansley Client: Southern Company Data: Wansley Landfill

Sanitas™ v.10.1.06 Software licensed to Groundwater Stats Consulting. UG

Exceeds Limit

## Prediction Limit

Intrawell Parametric

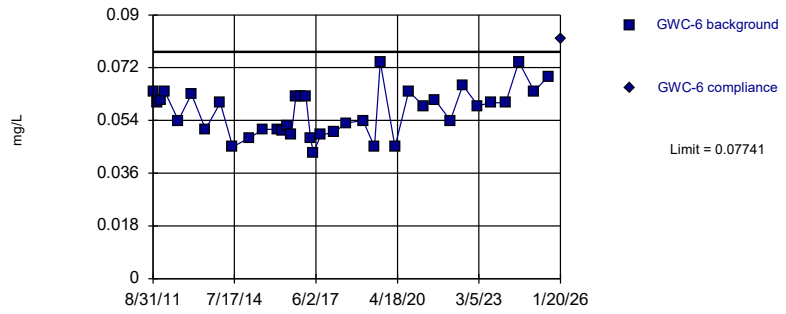


Background Data Summary: Mean=0.05686, Std. Dev.=0.008002, n=38. Normality test: Shapiro Wilk @alpha = 0.01, calculated = 0.9512, critical = 0.916. Kappa = 2.568 (c=16, w=29, 1 of 2, event alpha = 0.05132). Report alpha = 0.0001135.

Constituent: Barium Analysis Run 3/31/2026 5:57 AM View: Appendix I

Plant Wansley Client: Southern Company Data: Wansley Landfill

Sanitas™ v.10.1.06 Software licensed to Groundwater Stats Consulting. UG

Within Limit

## Prediction Limit

Intrawell Parametric

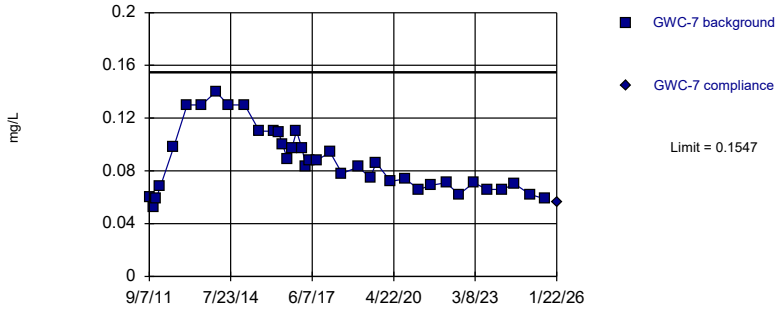


Background Data Summary (based on square root transformation): Mean=0.2922, Std. Dev.=0.03939, n=38. Normality test: Shapiro Wilk @alpha = 0.01, calculated = 0.9334, critical = 0.916. Kappa = 2.568 (c=16, w=29, 1 of 2, event alpha = 0.05132). Report alpha = 0.0001135.

Constituent: Barium Analysis Run 3/31/2026 5:57 AM View: Appendix I

Plant Wansley Client: Southern Company Data: Wansley Landfill

Sanitas™ v.10.1.06 Software licensed to Groundwater Stats Consulting. UG

Within Limit

## Prediction Limit

Intrawell Parametric

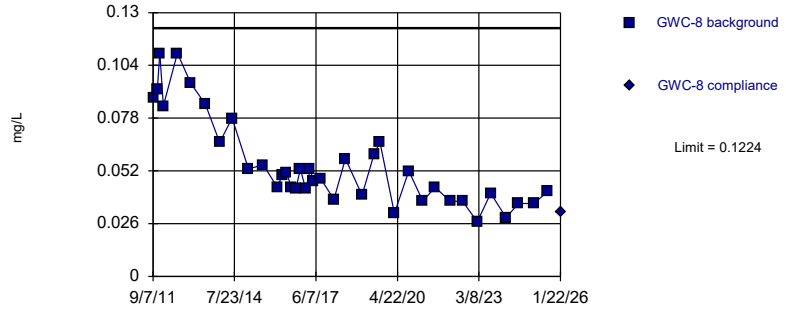


Background Data Summary (based on cube root transformation): Mean=0.3752, Std. Dev.=0.04723, n=38. Normality test: Shapiro Wilk @alpha = 0.01, calculated = 0.9239, critical = 0.916. Kappa = 2.568 (c=16, w=29, 1 of 2, event alpha = 0.05132). Report alpha = 0.0001135.

Constituent: Barium Analysis Run 3/31/2026 5:57 AM View: Appendix I

Plant Wansley Client: Southern Company Data: Wansley Landfill

Sanitas™ v.10.1.06 Software licensed to Groundwater Stats Consulting. UG

Within Limit

## Prediction Limit

Intrawell Parametric

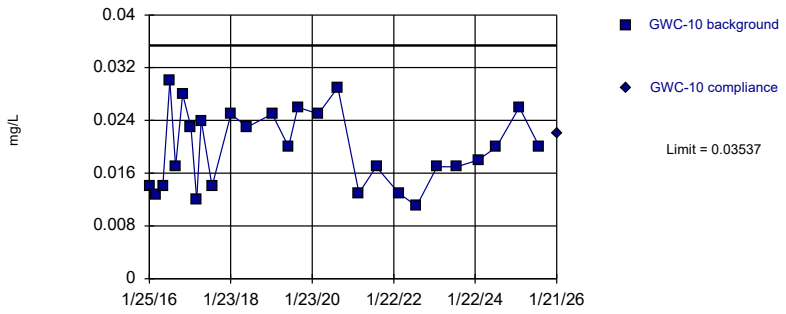


Background Data Summary: Mean=0.01977, Std. Dev.=0.005781, n=27. Normality test: Shapiro Wilk @alpha = 0.01, calculated = 0.9348, critical = 0.894. Kappa = 2.699 (c=16, w=29, 1 of 2, event alpha = 0.05132). Report alpha = 0.0001135.

Constituent: Barium Analysis Run 3/31/2026 5:57 AM View: Appendix I

Plant Wansley Client: Southern Company Data: Wansley Landfill

Sanitas™ v.10.1.06 Software licensed to Groundwater Stats Consulting. UG

Within Limit

## Prediction Limit

Intrawell Parametric

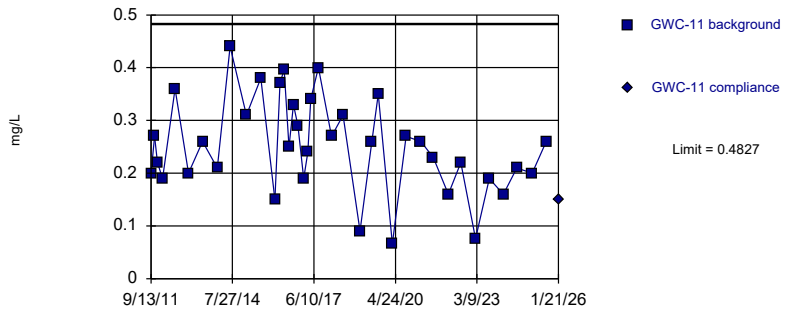


Background Data Summary: Mean=0.2521, Std. Dev.=0.08978, n=38. Normality test: Shapiro Wilk @alpha = 0.01, calculated = 0.9752, critical = 0.916. Kappa = 2.568 (c=16, w=29, 1 of 2, event alpha = 0.05132). Report alpha = 0.0001135.

Constituent: Barium Analysis Run 3/31/2026 5:57 AM View: Appendix I

Plant Wansley Client: Southern Company Data: Wansley Landfill

Sanitas™ v.10.1.06 Software licensed to Groundwater Stats Consulting. UG

Within Limit

## Prediction Limit

Intrawell Parametric

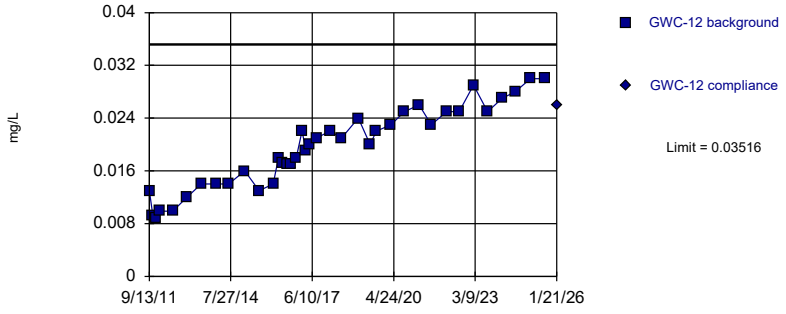


Background Data Summary: Mean=0.01953, Std. Dev.=0.006085, n=38. Normality test: Shapiro Wilk @alpha = 0.01, calculated = 0.9562, critical = 0.916. Kappa = 2.568 (c=16, w=29, 1 of 2, event alpha = 0.05132). Report alpha = 0.0001135.

Constituent: Barium Analysis Run 3/31/2026 5:57 AM View: Appendix I

Plant Wansley Client: Southern Company Data: Wansley Landfill

Sanitas™ v.10.1.06 Software licensed to Groundwater Stats Consulting. UG

Within Limit

## Prediction Limit

Intrawell Non-parametric

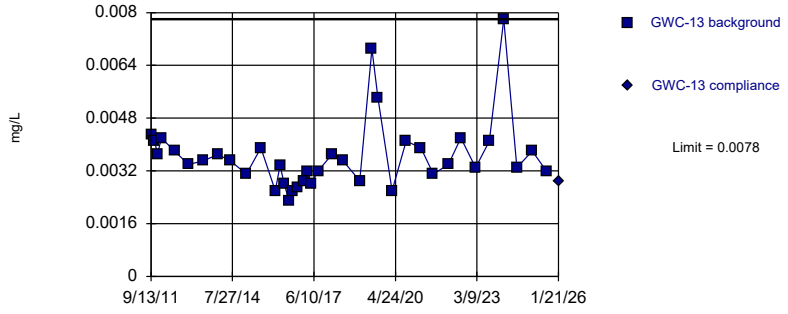


Non-parametric test used in lieu of parametric prediction limit because the Shapiro Wilk normality test showed the data to be non-normal at the 0.01 alpha level. Limit is highest of 38 background values. Well-constituent pair annual alpha = 0.002586. Individual comparison alpha = 0.001294 (1 of 2).

Constituent: Barium Analysis Run 3/31/2026 5:57 AM View: Appendix I

Plant Wansley Client: Southern Company Data: Wansley Landfill

Sanitas™ v.10.1.06 Software licensed to Groundwater Stats Consulting. UG

Within Limit

## Prediction Limit

Intrawell Parametric

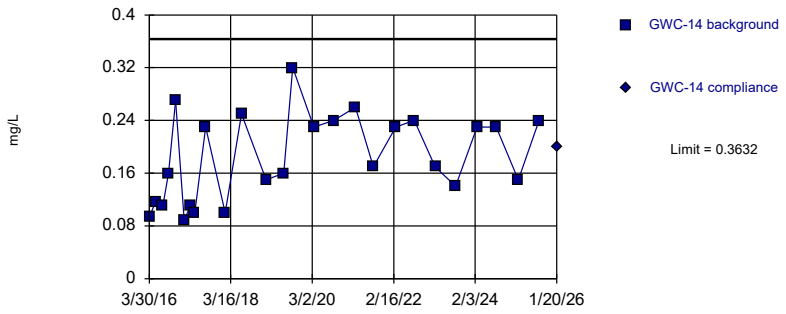


Background Data Summary: Mean=0.1842, Std. Dev.=0.06591, n=26. Normality test: Shapiro Wilk @alpha = 0.01, calculated = 0.9215, critical = 0.891. Kappa = 2.716 (c=16, w=29, 1 of 2, event alpha = 0.05132). Report alpha = 0.0001135.

Constituent: Barium Analysis Run 3/31/2026 5:57 AM View: Appendix I

Plant Wansley Client: Southern Company Data: Wansley Landfill

Sanitas™ v.10.1.06 Software licensed to Groundwater Stats Consulting. UG

Within Limit

## Prediction Limit

Intrawell Parametric

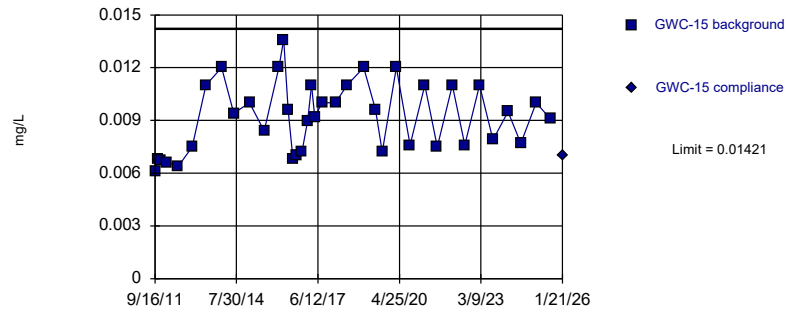


Background Data Summary: Mean=0.009157, Std. Dev.=0.001969, n=38. Normality test: Shapiro Wilk @alpha = 0.01, calculated = 0.9414, critical = 0.916. Kappa = 2.568 (c=16, w=29, 1 of 2, event alpha = 0.05132). Report alpha = 0.0001135.

Constituent: Barium Analysis Run 3/31/2026 5:57 AM View: Appendix I

Plant Wansley Client: Southern Company Data: Wansley Landfill

Sanitas™ v.10.1.06 Software licensed to Groundwater Stats Consulting. UG

Within Limit

## Prediction Limit

Intrawell Non-parametric

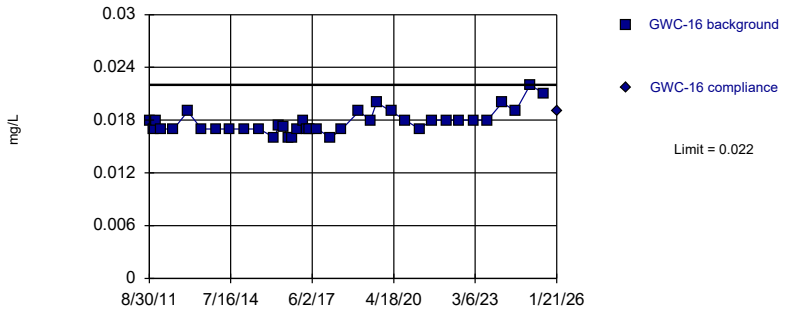


Non-parametric test used in lieu of parametric prediction limit because the Shapiro Wilk normality test showed the data to be non-normal at the 0.01 alpha level. Limit is highest of 38 background values. Well-constituent pair annual alpha = 0.002586. Individual comparison alpha = 0.001294 (1 of 2).

Constituent: Barium Analysis Run 3/31/2026 5:57 AM View: Appendix I

Plant Wansley Client: Southern Company Data: Wansley Landfill

Sanitas™ v.10.1.06 Software licensed to Groundwater Stats Consulting. UG

Within Limit

## Prediction Limit

Intrawell Non-parametric

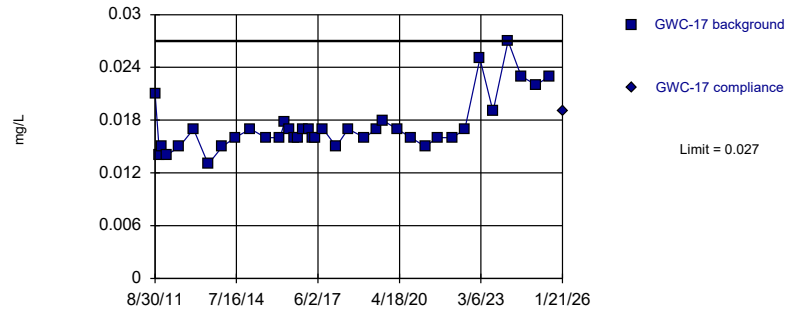


Non-parametric test used in lieu of parametric prediction limit because the Shapiro Wilk normality test showed the data to be non-normal at the 0.01 alpha level. Limit is highest of 38 background values. Well-constituent pair annual alpha = 0.002586. Individual comparison alpha = 0.001294 (1 of 2).

Constituent: Barium Analysis Run 3/31/2026 5:57 AM View: Appendix I

Plant Wansley Client: Southern Company Data: Wansley Landfill

Sanitas™ v.10.1.06 Software licensed to Groundwater Stats Consulting. UG

Within Limit

## Prediction Limit

Intrawell Parametric

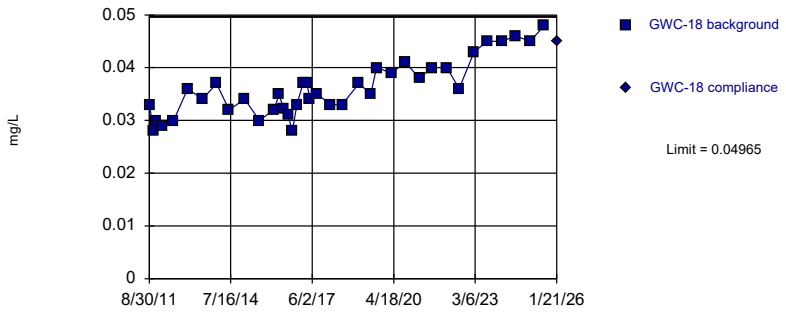


Background Data Summary: Mean=0.03608, Std. Dev.=0.005283, n=38. Normality test: Shapiro Wilk @alpha = 0.01, calculated = 0.9455, critical = 0.916. Kappa = 2.568 (c=16, w=29, 1 of 2, event alpha = 0.05132). Report alpha = 0.0001135.

Constituent: Barium Analysis Run 3/31/2026 5:57 AM View: Appendix I

Plant Wansley Client: Southern Company Data: Wansley Landfill

Sanitas™ v.10.1.06 Software licensed to Groundwater Stats Consulting. UG

Exceeds Limit

## Prediction Limit

Intrawell Parametric

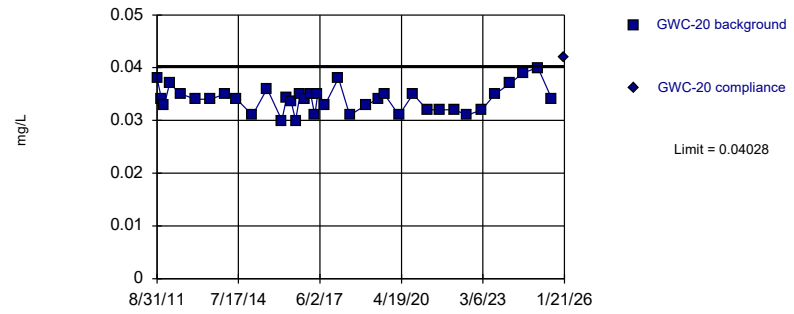


Background Data Summary: Mean=0.03403, Std. Dev.=0.002435, n=38. Normality test: Shapiro Wilk @alpha = 0.01, calculated = 0.9511, critical = 0.916. Kappa = 2.568 (c=16, w=29, 1 of 2, event alpha = 0.05132). Report alpha = 0.0001135.

Constituent: Barium Analysis Run 3/31/2026 5:57 AM View: Appendix I

Plant Wansley Client: Southern Company Data: Wansley Landfill

Sanitas™ v.10.1.06 Software licensed to Groundwater Stats Consulting. UG

Within Limit

## Prediction Limit

Intrawell Parametric

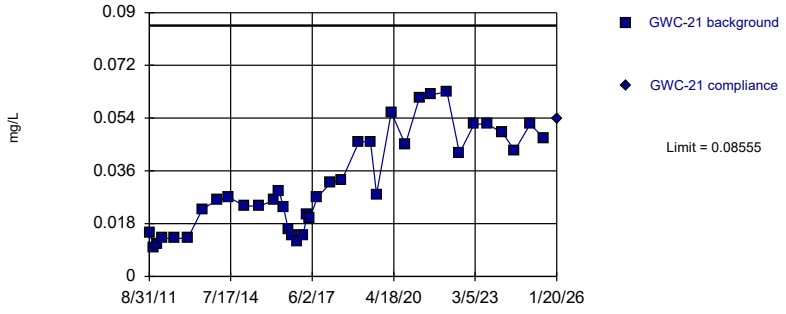


Background Data Summary (based on square root transformation): Mean=0.1725, Std. Dev.=0.04674, n=38. Normality test: Shapiro Wilk @alpha = 0.01, calculated = 0.9246, critical = 0.916. Kappa = 2.568 (c=16, w=29, 1 of 2, event alpha = 0.05132). Report alpha = 0.0001135.

Constituent: Barium Analysis Run 3/31/2026 5:57 AM View: Appendix I

Plant Wansley Client: Southern Company Data: Wansley Landfill

Sanitas™ v.10.1.06 Software licensed to Groundwater Stats Consulting. UG

Within Limit

## Prediction Limit

Intrawell Parametric

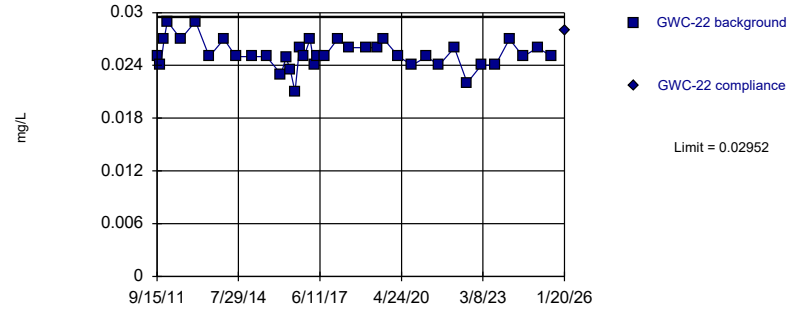


Background Data Summary: Mean=0.0253, Std. Dev.=0.001643, n=38. Normality test: Shapiro Wilk @alpha = 0.01, calculated = 0.9467, critical = 0.916. Kappa = 2.568 (c=16, w=29, 1 of 2, event alpha = 0.05132). Report alpha = 0.0001135.

Constituent: Barium Analysis Run 3/31/2026 5:57 AM View: Appendix I

Plant Wansley Client: Southern Company Data: Wansley Landfill

Sanitas™ v.10.1.06 Software licensed to Groundwater Stats Consulting. UG

Within Limit

## Prediction Limit

Intrawell Non-parametric

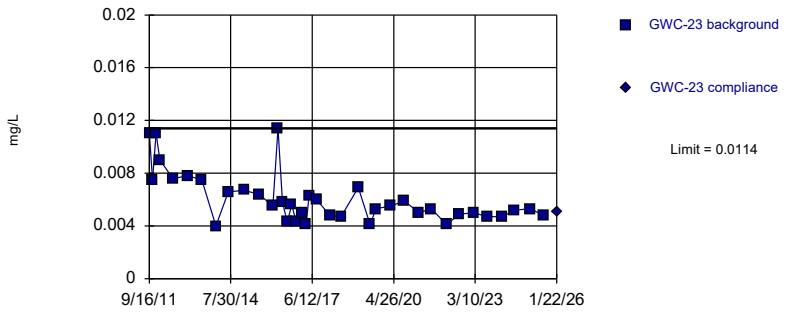


Non-parametric test used in lieu of parametric prediction limit because the Shapiro Wilk normality test showed the data to be non-normal at the 0.01 alpha level. Limit is highest of 38 background values. Well-constituent pair annual alpha = 0.002586. Individual comparison alpha = 0.001294 (1 of 2).

Constituent: Barium Analysis Run 3/31/2026 5:57 AM View: Appendix I

Plant Wansley Client: Southern Company Data: Wansley Landfill

Sanitas™ v.10.1.06 Software licensed to Groundwater Stats Consulting. UG

Within Limit

## Prediction Limit

Intrawell Parametric

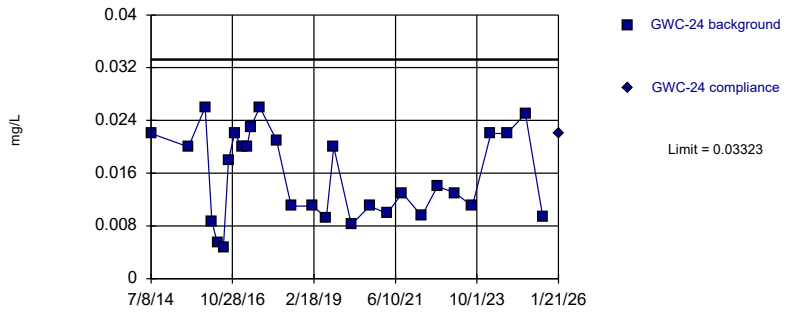


Background Data Summary: Mean=0.01573, Std. Dev.=0.006567, n=29. Normality test: Shapiro Wilk @alpha = 0.01, calculated = 0.9106, critical = 0.898. Kappa = 2.665 (c=16, w=29, 1 of 2, event alpha = 0.05132). Report alpha = 0.0001135.

Constituent: Barium Analysis Run 3/31/2026 5:57 AM View: Appendix I

Plant Wansley Client: Southern Company Data: Wansley Landfill

Sanitas™ v.10.1.06 Software licensed to Groundwater Stats Consulting. UG

Within Limit

## Prediction Limit

Intrawell Parametric

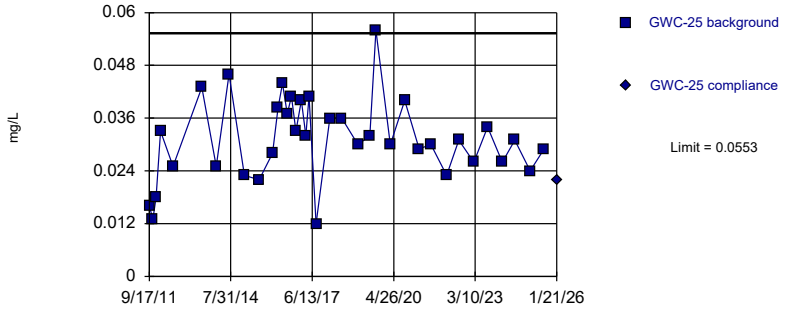


Background Data Summary: Mean=0.03117, Std. Dev.=0.009367, n=37. Normality test: Shapiro Wilk @alpha = 0.01, calculated = 0.9863, critical = 0.914. Kappa = 2.576 (c=16, w=29, 1 of 2, event alpha = 0.05132). Report alpha = 0.0001135.

Constituent: Barium Analysis Run 3/31/2026 5:57 AM View: Appendix I

Plant Wansley Client: Southern Company Data: Wansley Landfill

Sanitas™ v.10.1.06 Software licensed to Groundwater Stats Consulting. UG

Within Limit

## Prediction Limit

Intrawell Parametric

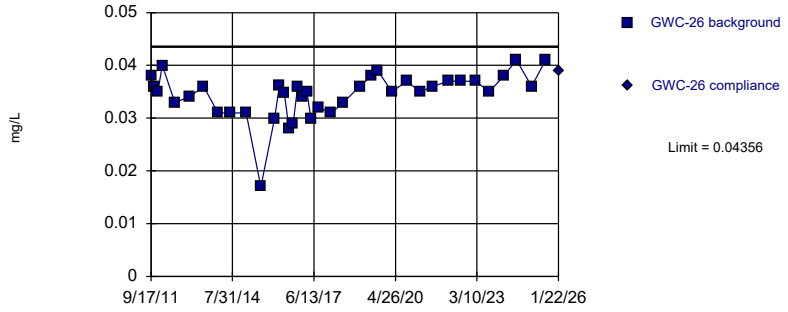


Background Data Summary (based on square transformation): Mean=0.001205, Std. Dev.=0.0002695, n=38. Normality test: Shapiro Wilk @alpha = 0.01, calculated = 0.9422, critical = 0.916. Kappa = 2.568 (c=16, w=29, 1 of 2, event alpha = 0.05132). Report alpha = 0.0001135.

Constituent: Barium Analysis Run 3/31/2026 5:57 AM View: Appendix I

Plant Wansley Client: Southern Company Data: Wansley Landfill

Sanitas™ v.10.1.06 Software licensed to Groundwater Stats Consulting. UG

Within Limit

## Prediction Limit

Intrawell Parametric

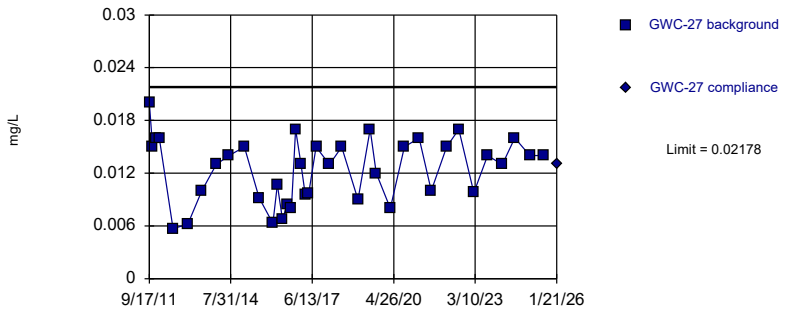


Background Data Summary: Mean=0.01243, Std. Dev.=0.00364, n=38. Normality test: Shapiro Wilk @alpha = 0.01, calculated = 0.9464, critical = 0.916. Kappa = 2.568 (c=16, w=29, 1 of 2, event alpha = 0.05132). Report alpha = 0.0001135.

Constituent: Barium Analysis Run 3/31/2026 5:57 AM View: Appendix I

Plant Wansley Client: Southern Company Data: Wansley Landfill

Sanitas™ v.10.1.06 Software licensed to Groundwater Stats Consulting. UG

Within Limit

## Prediction Limit

Intrawell Non-parametric

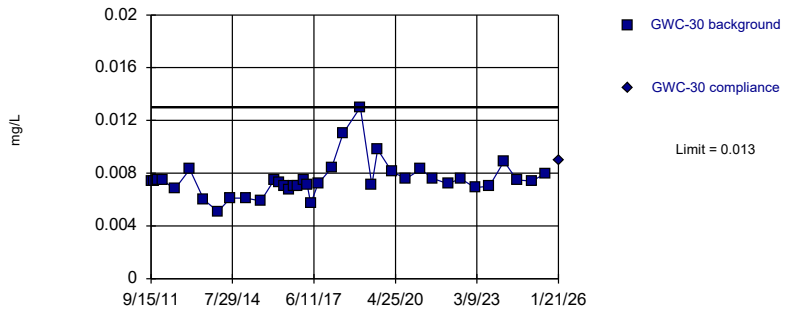


Non-parametric test used in lieu of parametric prediction limit because the Shapiro Wilk normality test showed the data to be non-normal at the 0.01 alpha level. Limit is highest of 38 background values. Well-constituent pair annual alpha = 0.002586. Individual comparison alpha = 0.001294 (1 of 2).

Constituent: Barium Analysis Run 3/31/2026 5:57 AM View: Appendix I

Plant Wansley Client: Southern Company Data: Wansley Landfill

Sanitas™ v.10.1.06 Software licensed to Groundwater Stats Consulting. UG

Hollow symbols indicate censored values.

Within Limit

## Prediction Limit

Intrawell Parametric

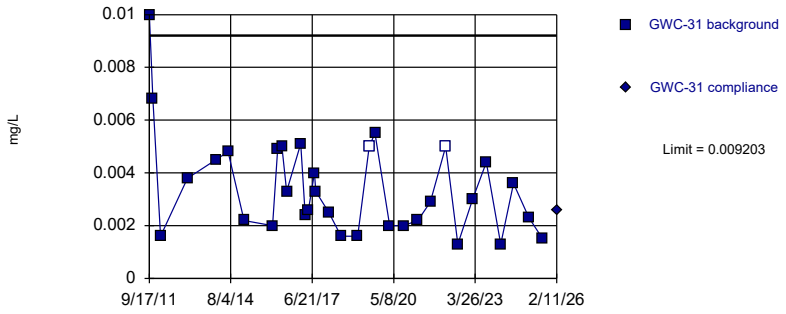


Background Data Summary (based on square root transformation): Mean=0.05692, Std. Dev.=0.01492, n=33, 6.061% NDs. Normality test: Shapiro Wilk @alpha = 0.01, calculated = 0.9396, critical = 0.906. Kappa = 2.614 (c=16, w=29, 1 of 2, event alpha = 0.05132). Report alpha = 0.0001135.

Constituent: Barium Analysis Run 3/31/2026 5:57 AM View: Appendix I

Plant Wansley Client: Southern Company Data: Wansley Landfill

Sanitas™ v.10.1.06 Software licensed to Groundwater Stats Consulting. UG

Hollow symbols indicate censored values.

Within Limit

## Prediction Limit

Intrawell Non-parametric

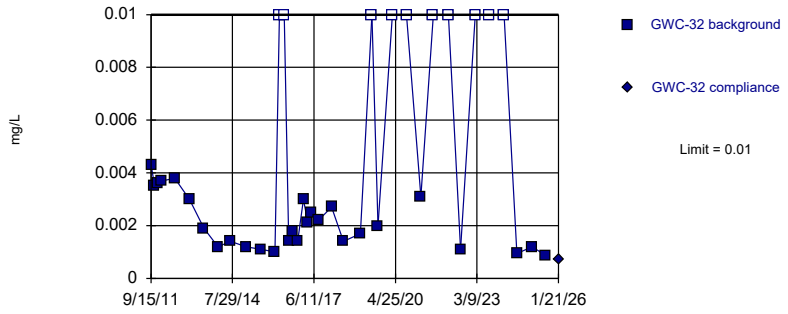


Non-parametric test used in lieu of parametric prediction limit because the Shapiro Wilk normality test showed the data to be non-normal at the 0.01 alpha level. Limit is highest of 38 background values. 26.32% NDs. Well-constituent pair annual alpha = 0.002586. Individual comparison alpha = 0.001294 (1 of 2).

Constituent: Barium Analysis Run 3/31/2026 5:57 AM View: Appendix I

Plant Wansley Client: Southern Company Data: Wansley Landfill

Sanitas™ v.10.1.06 Software licensed to Groundwater Stats Consulting. UG
Hollow symbols indicate censored values.

Within Limit

## Prediction Limit

Intrawell Parametric

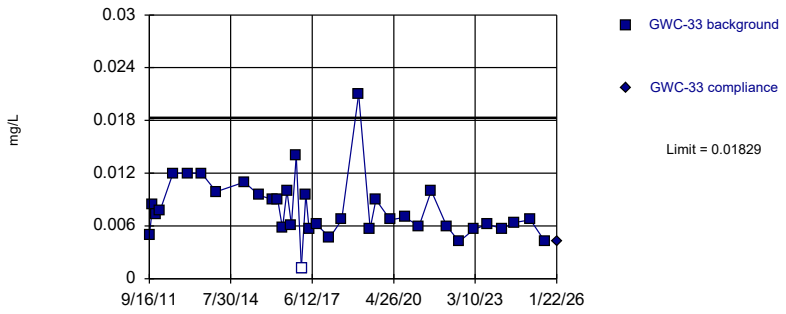


Background Data Summary (based on square root transformation): Mean=0.0871, Std. Dev.=0.01869, n=37, 2.703% NDs. Normality test: Shapiro Wilk @alpha = 0.01, calculated = 0.9514, critical = 0.914. Kappa = 2.576 (c=16, w=29, 1 of 2, event alpha = 0.05132). Report alpha = 0.0001135.

Constituent: Barium Analysis Run 3/31/2026 5:57 AM View: Appendix I

Plant Wansley Client: Southern Company Data: Wansley Landfill

Sanitas™ v.10.1.06 Software licensed to Groundwater Stats Consulting. UG

Within Limit

## Prediction Limit

Intrawell Parametric

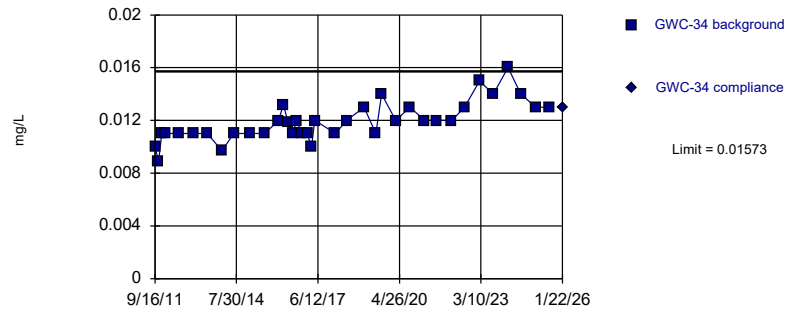


Background Data Summary: Mean=0.01191, Std. Dev.=0.001482, n=37. Normality test: Shapiro Wilk @alpha = 0.01, calculated = 0.9358, critical = 0.914. Kappa = 2.576 (c=16, w=29, 1 of 2, event alpha = 0.05132). Report alpha = 0.0001135.

Constituent: Barium Analysis Run 3/31/2026 5:57 AM View: Appendix I

Plant Wansley Client: Southern Company Data: Wansley Landfill

Sanitas™ v.10.1.06 Software licensed to Groundwater Stats Consulting. UG

Exceeds Limit

## Prediction Limit

Intrawell Parametric

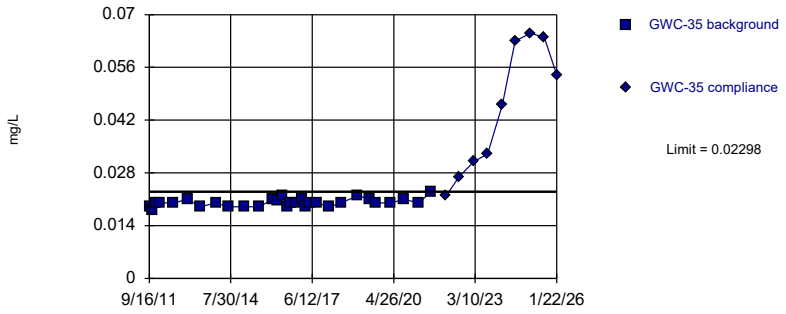


Background Data Summary: Mean=0.02009, Std. Dev.=0.001091, n=30. Normality test: Shapiro Wilk @alpha = 0.01, calculated = 0.9108, critical = 0.9. Kappa = 2.648 (c=16, w=29, 1 of 2, event alpha = 0.05132). Report alpha = 0.0001135.

Constituent: Barium Analysis Run 3/31/2026 5:57 AM View: Appendix I

Plant Wansley Client: Southern Company Data: Wansley Landfill

Sanitas™ v.10.1.06 Software licensed to Groundwater Stats Consulting. UG
Hollow symbols indicate censored values.

Within Limit

## Prediction Limit

Intrawell Non-parametric

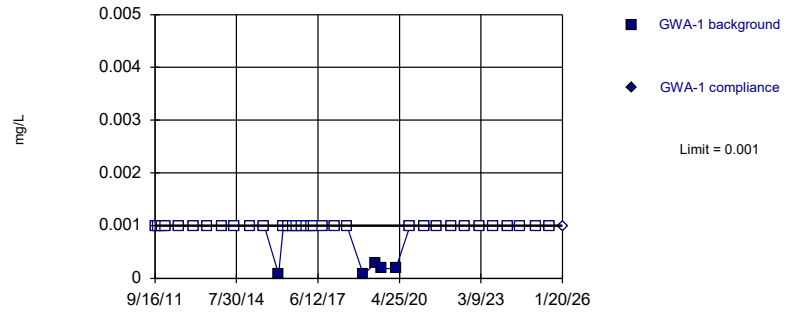


Non-parametric test used in lieu of parametric prediction limit because censored data exceeded 50%. Limit is highest of 38 background values. 86.84% NDs. Well-constituent pair annual alpha = 0.002586. Individual comparison alpha = 0.001294 (1 of 2).

Constituent: Beryllium Analysis Run 3/31/2026 5:57 AM View: Appendix I

Plant Wansley Client: Southern Company Data: Wansley Landfill

Sanitas™ v.10.1.06 Software licensed to Groundwater Stats Consulting. UG
Hollow symbols indicate censored values.
Within Limit

## Prediction Limit

Intrawell Non-parametric

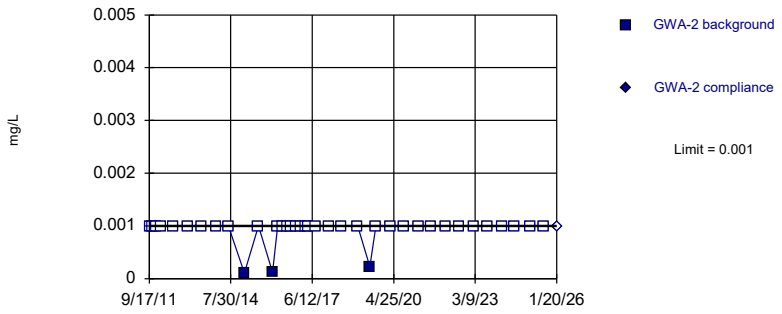


Non-parametric test used in lieu of parametric prediction limit because censored data exceeded 50%. Limit is highest of 38 background values. 92.11% NDs. Well-constituent pair annual alpha = 0.002586. Individual comparison alpha = 0.001294 (1 of 2).

Constituent: Beryllium Analysis Run 3/31/2026 5:57 AM View: Appendix I
Plant Wansley Client: Southern Company Data: Wansley Landfill

Sanitas™ v.10.1.06 Software licensed to Groundwater Stats Consulting. UG
Hollow symbols indicate censored values.
Within Limit

## Prediction Limit

Intrawell Non-parametric

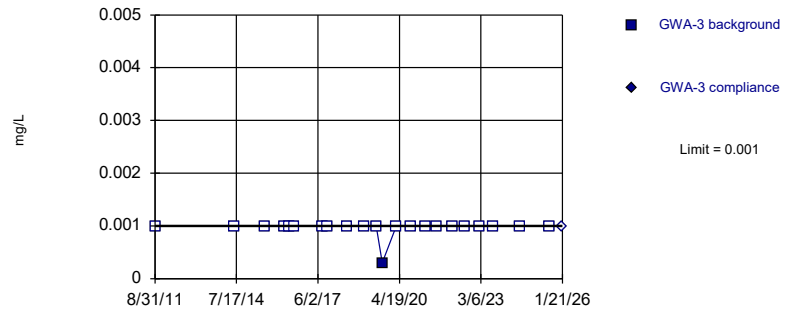


Non-parametric test used in lieu of parametric prediction limit because censored data exceeded 50%. Limit is highest of 22 background values. 95.45% NDs. Well-constituent pair annual alpha = 0.007401. Individual comparison alpha = 0.003707 (1 of 2).

Constituent: Beryllium Analysis Run 3/31/2026 5:57 AM View: Appendix I
Plant Wansley Client: Southern Company Data: Wansley Landfill

Sanitas™ v.10.1.06 Software licensed to Groundwater Stats Consulting. UG
Hollow symbols indicate censored values.
Within Limit

## Prediction Limit

Intrawell Non-parametric

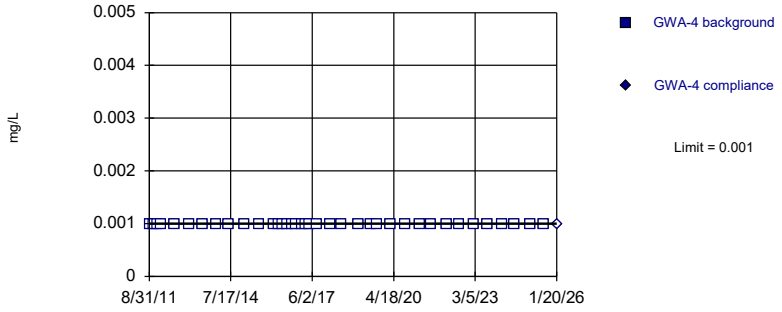


Non-parametric test used in lieu of parametric prediction limit because censored data exceeded 50%. All background values (n = 38) were censored; limit is most recent reporting limit. Well-constituent pair annual alpha = 0.002586. Individual comparison alpha = 0.001294 (1 of 2).

Constituent: Beryllium Analysis Run 3/31/2026 5:57 AM View: Appendix I
Plant Wansley Client: Southern Company Data: Wansley Landfill

Sanitas™ v.10.1.06 Software licensed to Groundwater Stats Consulting. UG
Hollow symbols indicate censored values.
Within Limit

## Prediction Limit

Intrawell Non-parametric

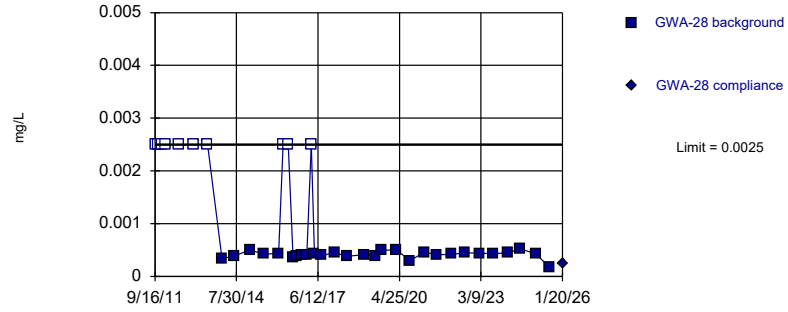


Non-parametric test used in lieu of parametric prediction limit because the Shapiro Wilk normality test showed the data to be non-normal at the 0.01 alpha level. Limit is highest of 38 background values. 26.32% NDs. Well-constituent pair annual alpha = 0.002586. Individual comparison alpha = 0.001294 (1 of 2).

Constituent: Beryllium Analysis Run 3/31/2026 5:57 AM View: Appendix I
Plant Wansley Client: Southern Company Data: Wansley Landfill

Sanitas™ v.10.1.06 Software licensed to Groundwater Stats Consulting. UG
Hollow symbols indicate censored values.
Within Limit

## Prediction Limit

Intrawell Parametric

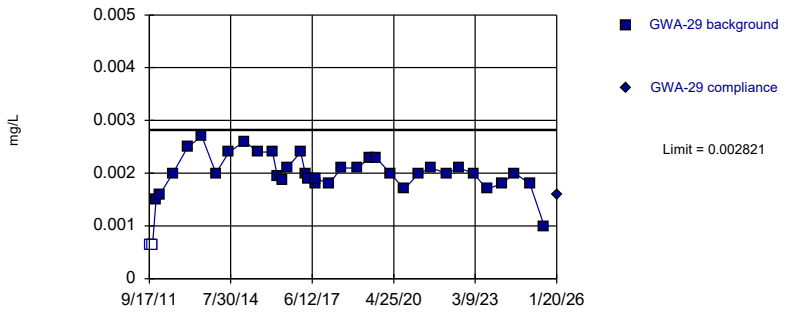


Background Data Summary (based on square transformation): Mean=0.000003997, Std. Dev.=0.000001538, n=37, 5.405% NDs. Normality test: Shapiro Wilk @alpha = 0.01, calculated = 0.951, critical = 0.914. Kappa = 2.576 (c=16, w=29, 1 of 2, event alpha = 0.05132). Report alpha = 0.0001135.

Constituent: Beryllium Analysis Run 3/31/2026 5:57 AM View: Appendix I
Plant Wansley Client: Southern Company Data: Wansley Landfill

Sanitas™ v.10.1.06 Software licensed to Groundwater Stats Consulting. UG
Hollow symbols indicate censored values.
Within Limit

## Prediction Limit

Intrawell Non-parametric

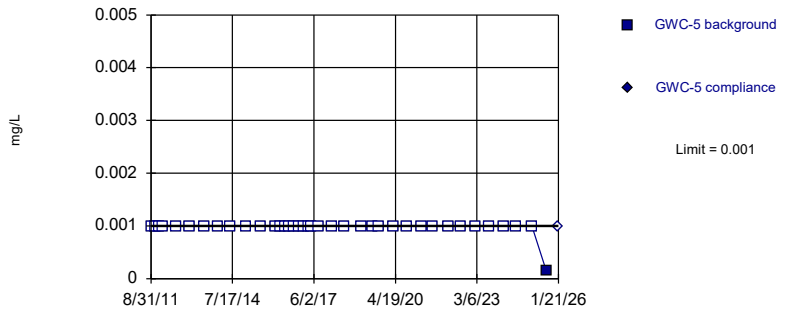


Non-parametric test used in lieu of parametric prediction limit because censored data exceeded 50%. Limit is highest of 38 background values. 97.37% NDs. Well-constituent pair annual alpha = 0.002586. Individual comparison alpha = 0.001294 (1 of 2).

Constituent: Beryllium Analysis Run 3/31/2026 5:57 AM View: Appendix I
Plant Wansley Client: Southern Company Data: Wansley Landfill

Sanitas™ v.10.1.06 Software licensed to Groundwater Stats Consulting. UG
Hollow symbols indicate censored values.
Within Limit

## Prediction Limit

Intrawell Non-parametric

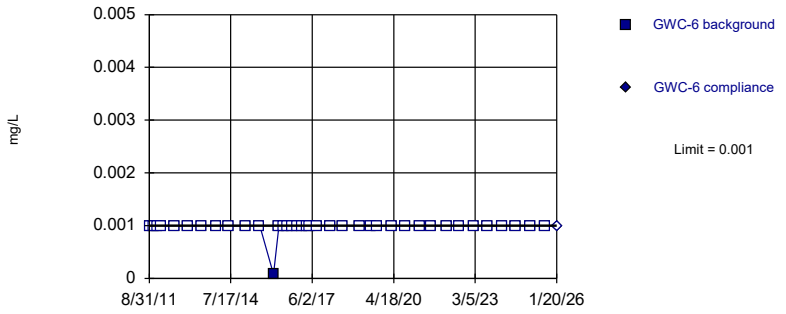


Non-parametric test used in lieu of parametric prediction limit because censored data exceeded 50%. Limit is highest of 38 background values. 97.37% NDs. Well-constituent pair annual alpha = 0.002586. Individual comparison alpha = 0.001294 (1 of 2).

Constituent: Beryllium Analysis Run 3/31/2026 5:57 AM View: Appendix I
Plant Wansley Client: Southern Company Data: Wansley Landfill

Sanitas™ v.10.1.06 Software licensed to Groundwater Stats Consulting. UG
Hollow symbols indicate censored values.
Within Limit

## Prediction Limit

Intrawell Non-parametric

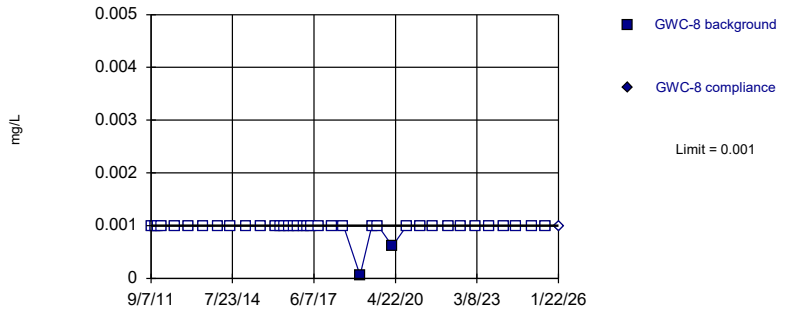


Non-parametric test used in lieu of parametric prediction limit because censored data exceeded 50%. Limit is highest of 38 background values. 94.74% NDs. Well-constituent pair annual alpha = 0.002586. Individual comparison alpha = 0.001294 (1 of 2).

Constituent: Beryllium Analysis Run 3/31/2026 5:57 AM View: Appendix I
Plant Wansley Client: Southern Company Data: Wansley Landfill

Sanitas™ v.10.1.06 Software licensed to Groundwater Stats Consulting. UG
Hollow symbols indicate censored values.
Within Limit

## Prediction Limit

Intrawell Non-parametric

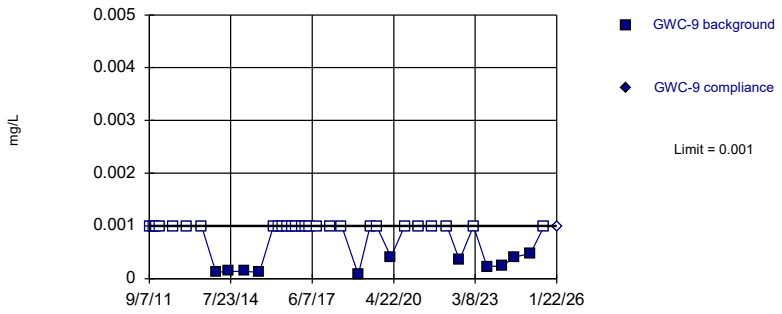


Non-parametric test used in lieu of parametric prediction limit because censored data exceeded 50%. Limit is highest of 38 background values. 71.05% NDs. Well-constituent pair annual alpha = 0.002586. Individual comparison alpha = 0.001294 (1 of 2).

Constituent: Beryllium Analysis Run 3/31/2026 5:58 AM View: Appendix I
Plant Wansley Client: Southern Company Data: Wansley Landfill

Sanitas™ v.10.1.06 Software licensed to Groundwater Stats Consulting. UG
Hollow symbols indicate censored values.
Within Limit

## Prediction Limit

Intrawell Non-parametric

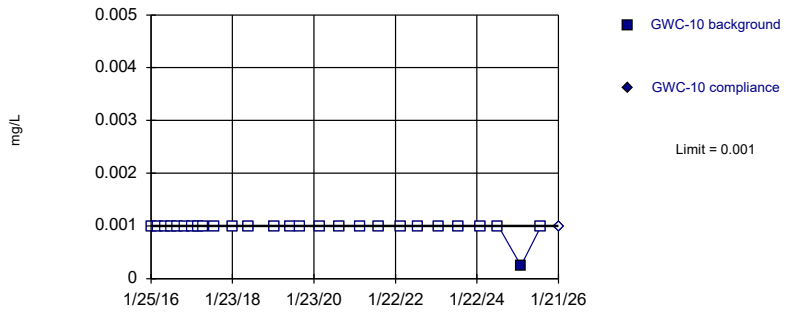


Non-parametric test used in lieu of parametric prediction limit because censored data exceeded 50%. Limit is highest of 27 background values. 96.3% NDs. Well-constituent pair annual alpha = 0.004998. Individual comparison alpha = 0.002502 (1 of 2).

Constituent: Beryllium Analysis Run 3/31/2026 5:58 AM View: Appendix I
Plant Wansley Client: Southern Company Data: Wansley Landfill

Sanitas™ v.10.1.06 Software licensed to Groundwater Stats Consulting. UG
Hollow symbols indicate censored values.
Within Limit

## Prediction Limit

Intrawell Non-parametric

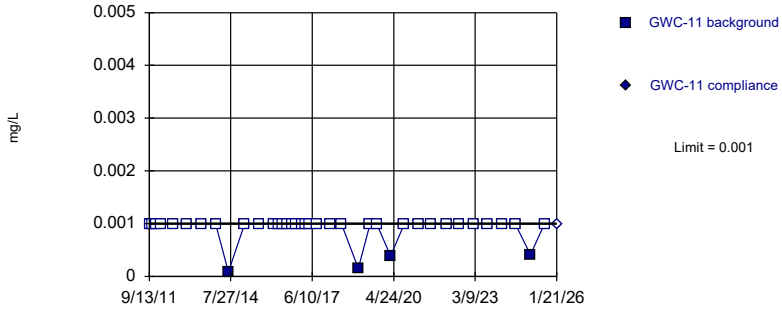


Non-parametric test used in lieu of parametric prediction limit because censored data exceeded 50%. Limit is highest of 38 background values. 89.47% NDs. Well-constituent pair annual alpha = 0.002586. Individual comparison alpha = 0.001294 (1 of 2).

Constituent: Beryllium Analysis Run 3/31/2026 5:58 AM View: Appendix I
Plant Wansley Client: Southern Company Data: Wansley Landfill

Sanitas™ v.10.1.06 Software licensed to Groundwater Stats Consulting. UG
Hollow symbols indicate censored values.
Within Limit

## Prediction Limit

Intrawell Non-parametric

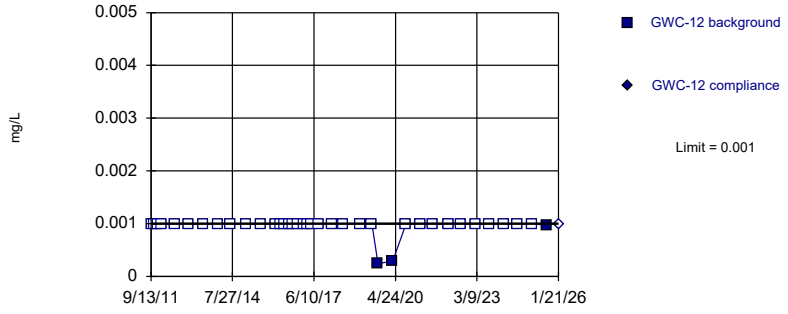


Non-parametric test used in lieu of parametric prediction limit because censored data exceeded 50%. Limit is highest of 38 background values. 92.11% NDs. Well-constituent pair annual alpha = 0.002586. Individual comparison alpha = 0.001294 (1 of 2).

Constituent: Beryllium Analysis Run 3/31/2026 5:58 AM View: Appendix I
Plant Wansley Client: Southern Company Data: Wansley Landfill

Sanitas™ v.10.1.06 Software licensed to Groundwater Stats Consulting. UG
Hollow symbols indicate censored values.
Within Limit

## Prediction Limit

Intrawell Non-parametric

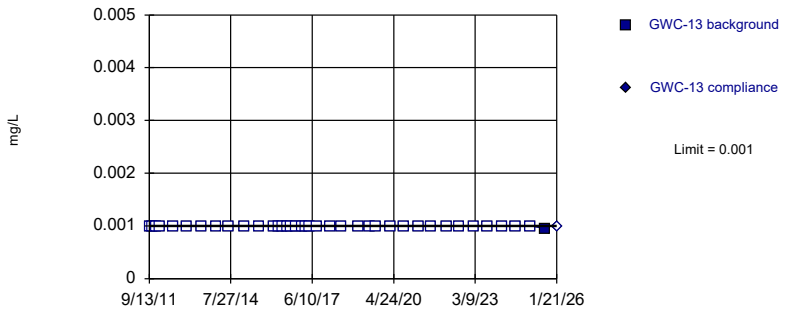


Non-parametric test used in lieu of parametric prediction limit because censored data exceeded 50%. Limit is highest of 38 background values. 97.37% NDs. Well-constituent pair annual alpha = 0.002586. Individual comparison alpha = 0.001294 (1 of 2).

Constituent: Beryllium Analysis Run 3/31/2026 5:58 AM View: Appendix I
Plant Wansley Client: Southern Company Data: Wansley Landfill

Sanitas™ v.10.1.06 Software licensed to Groundwater Stats Consulting. UG
Hollow symbols indicate censored values.
Within Limit

## Prediction Limit

Intrawell Non-parametric

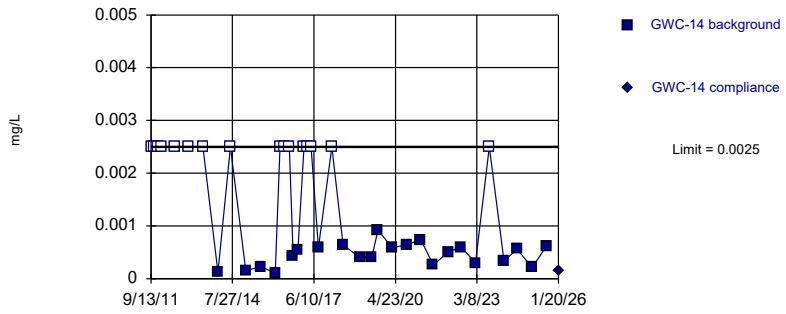


Non-parametric test used in lieu of parametric prediction limit because the Shapiro Wilk normality test showed the data to be non-normal at the 0.01 alpha level. Limit is highest of 38 background values. 42.11% NDs. Well-constituent pair annual alpha = 0.002586. Individual comparison alpha = 0.001294 (1 of 2).

Constituent: Beryllium Analysis Run 3/31/2026 5:58 AM View: Appendix I
Plant Wansley Client: Southern Company Data: Wansley Landfill

Sanitas™ v.10.1.06 Software licensed to Groundwater Stats Consulting. UG
Hollow symbols indicate censored values.
Within Limit

## Prediction Limit

Intrawell Non-parametric

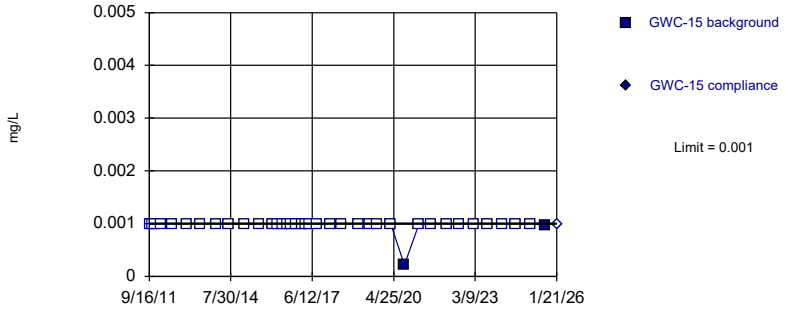


Non-parametric test used in lieu of parametric prediction limit because censored data exceeded 50%. Limit is highest of 38 background values. 94.74% NDs. Well-constituent pair annual alpha = 0.002586. Individual comparison alpha = 0.001294 (1 of 2).

Constituent: Beryllium Analysis Run 3/31/2026 5:58 AM View: Appendix I
Plant Wansley Client: Southern Company Data: Wansley Landfill

Sanitas™ v.10.1.06 Software licensed to Groundwater Stats Consulting. UG
Hollow symbols indicate censored values.
Within Limit

## Prediction Limit

Intrawell Non-parametric

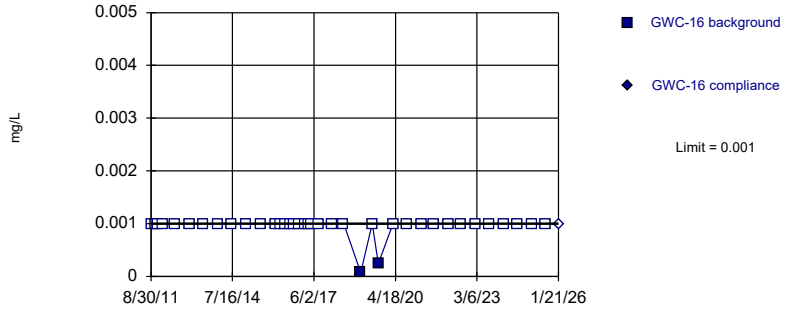


Non-parametric test used in lieu of parametric prediction limit because censored data exceeded 50%. Limit is highest of 38 background values. 94.74% NDs. Well-constituent pair annual alpha = 0.002586. Individual comparison alpha = 0.001294 (1 of 2).

Constituent: Beryllium Analysis Run 3/31/2026 5:58 AM View: Appendix I
Plant Wansley Client: Southern Company Data: Wansley Landfill

Sanitas™ v.10.1.06 Software licensed to Groundwater Stats Consulting. UG
Hollow symbols indicate censored values.
Within Limit

## Prediction Limit

Intrawell Non-parametric

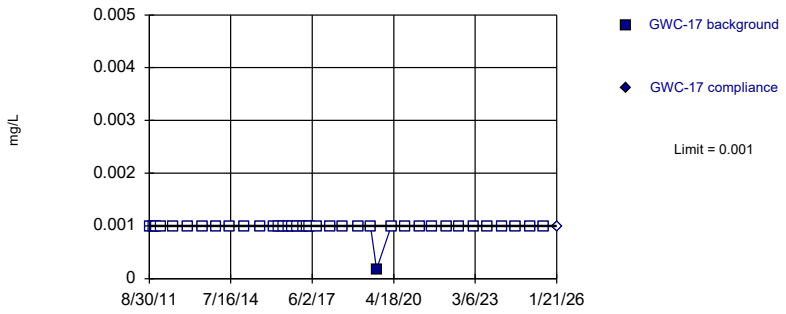


Non-parametric test used in lieu of parametric prediction limit because censored data exceeded 50%. Limit is highest of 38 background values. 97.37% NDs. Well-constituent pair annual alpha = 0.002586. Individual comparison alpha = 0.001294 (1 of 2).

Constituent: Beryllium Analysis Run 3/31/2026 5:58 AM View: Appendix I
Plant Wansley Client: Southern Company Data: Wansley Landfill

Sanitas™ v.10.1.06 Software licensed to Groundwater Stats Consulting. UG
Hollow symbols indicate censored values.
Within Limit

## Prediction Limit

Intrawell Non-parametric

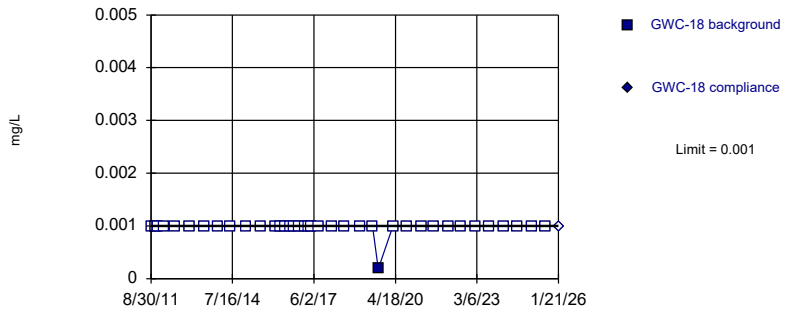


Non-parametric test used in lieu of parametric prediction limit because censored data exceeded 50%. Limit is highest of 38 background values. 97.37% NDs. Well-constituent pair annual alpha = 0.002586. Individual comparison alpha = 0.001294 (1 of 2).

Constituent: Beryllium Analysis Run 3/31/2026 5:58 AM View: Appendix I
Plant Wansley Client: Southern Company Data: Wansley Landfill

Sanitas™ v.10.1.06 Software licensed to Groundwater Stats Consulting. UG
Hollow symbols indicate censored values.
Within Limit

## Prediction Limit

Intrawell Non-parametric

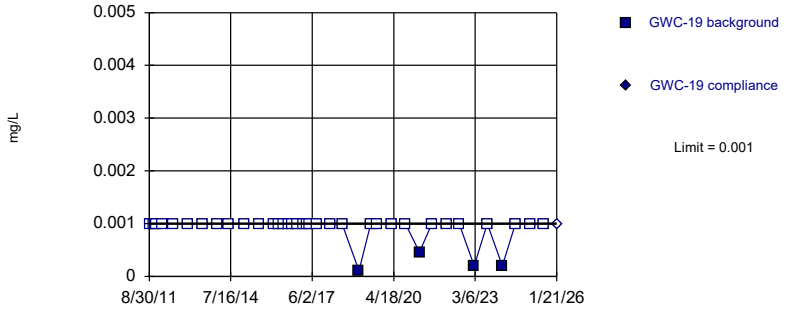


Non-parametric test used in lieu of parametric prediction limit because censored data exceeded 50%. Limit is highest of 38 background values. 89.47% NDs. Well-constituent pair annual alpha = 0.002586. Individual comparison alpha = 0.001294 (1 of 2).

Constituent: Beryllium Analysis Run 3/31/2026 5:58 AM View: Appendix I
Plant Wansley Client: Southern Company Data: Wansley Landfill

Sanitas™ v.10.1.06 Software licensed to Groundwater Stats Consulting. UG
Hollow symbols indicate censored values.
Within Limit

## Prediction Limit

Intrawell Non-parametric

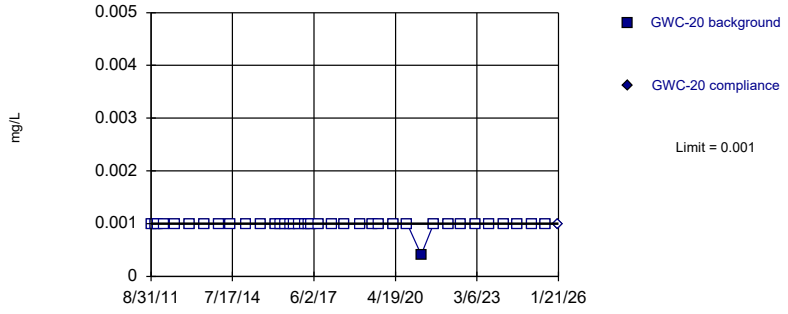


Non-parametric test used in lieu of parametric prediction limit because censored data exceeded 50%. Limit is highest of 38 background values. 97.37% NDs. Well-constituent pair annual alpha = 0.002586. Individual comparison alpha = 0.001294 (1 of 2).

Constituent: Beryllium Analysis Run 3/31/2026 5:58 AM View: Appendix I
Plant Wansley Client: Southern Company Data: Wansley Landfill

Sanitas™ v.10.1.06 Software licensed to Groundwater Stats Consulting. UG
Hollow symbols indicate censored values.
Within Limit

## Prediction Limit

Intrawell Non-parametric

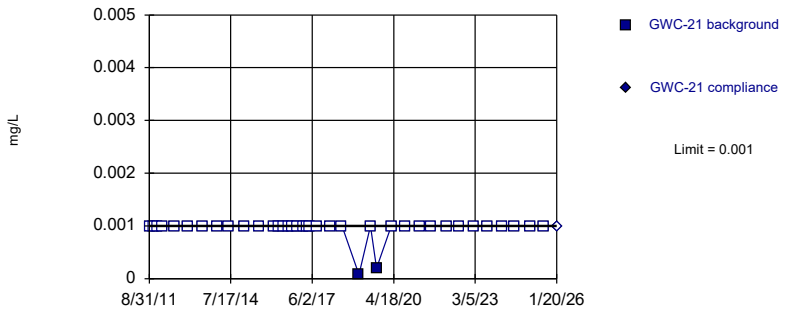


Non-parametric test used in lieu of parametric prediction limit because censored data exceeded 50%. Limit is highest of 38 background values. 94.74% NDs. Well-constituent pair annual alpha = 0.002586. Individual comparison alpha = 0.001294 (1 of 2).

Constituent: Beryllium Analysis Run 3/31/2026 5:58 AM View: Appendix I
Plant Wansley Client: Southern Company Data: Wansley Landfill

Sanitas™ v.10.1.06 Software licensed to Groundwater Stats Consulting. UG
Hollow symbols indicate censored values.
Within Limit

## Prediction Limit

Intrawell Non-parametric

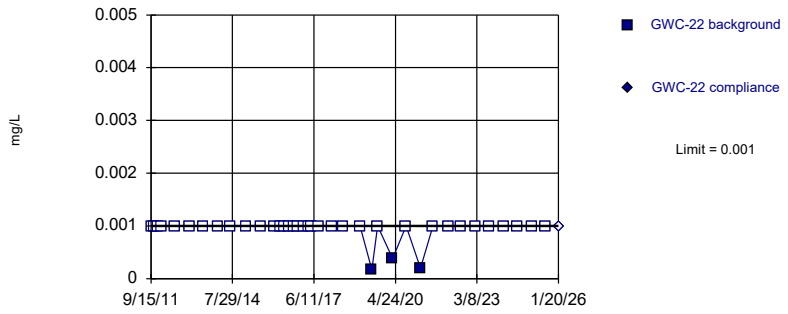


Non-parametric test used in lieu of parametric prediction limit because censored data exceeded 50%. Limit is highest of 38 background values. 92.11% NDs. Well-constituent pair annual alpha = 0.002586. Individual comparison alpha = 0.001294 (1 of 2).

Constituent: Beryllium Analysis Run 3/31/2026 5:58 AM View: Appendix I
Plant Wansley Client: Southern Company Data: Wansley Landfill

Sanitas™ v.10.1.06 Software licensed to Groundwater Stats Consulting. UG
Hollow symbols indicate censored values.
Within Limit

## Prediction Limit

Intrawell Non-parametric

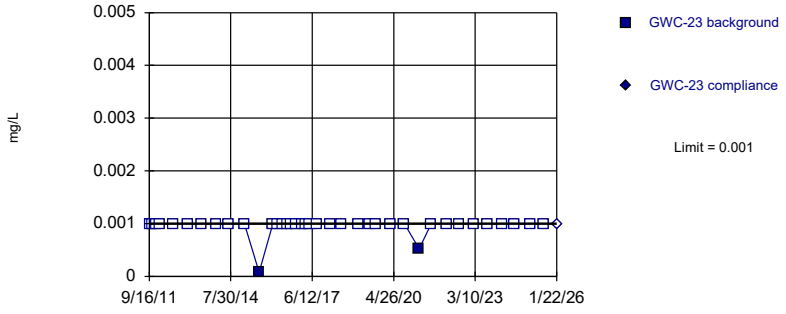


Non-parametric test used in lieu of parametric prediction limit because censored data exceeded 50%. Limit is highest of 38 background values. 94.74% NDs. Well-constituent pair annual alpha = 0.002586. Individual comparison alpha = 0.001294 (1 of 2).

Constituent: Beryllium Analysis Run 3/31/2026 5:58 AM View: Appendix I
Plant Wansley Client: Southern Company Data: Wansley Landfill

Sanitas™ v.10.1.06 Software licensed to Groundwater Stats Consulting. UG
Hollow symbols indicate censored values.
Within Limit

## Prediction Limit

Intrawell Non-parametric

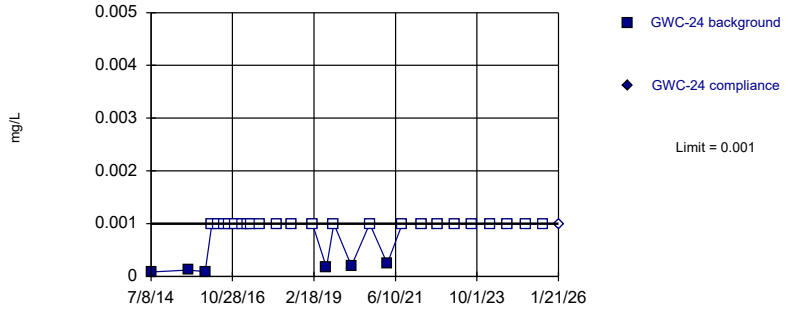


Non-parametric test used in lieu of parametric prediction limit because censored data exceeded 50%. Limit is highest of 29 background values. 79.31% NDs. Well-constituent pair annual alpha = 0.00434. Individual comparison alpha = 0.002172 (1 of 2).

Constituent: Beryllium Analysis Run 3/31/2026 5:58 AM View: Appendix I
Plant Wansley Client: Southern Company Data: Wansley Landfill

Sanitas™ v.10.1.06 Software licensed to Groundwater Stats Consulting. UG
Hollow symbols indicate censored values.
Within Limit

## Prediction Limit

Intrawell Non-parametric

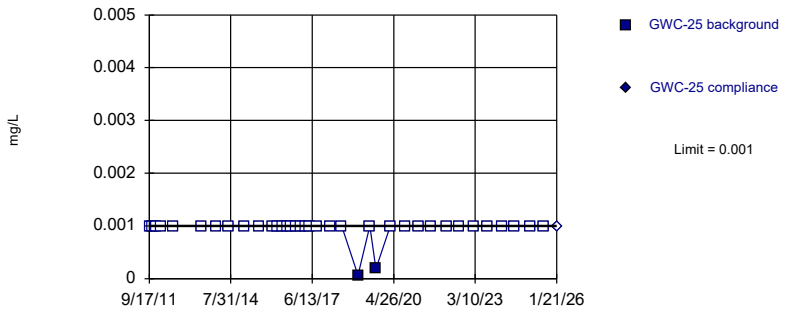


Non-parametric test used in lieu of parametric prediction limit because censored data exceeded 50%. Limit is highest of 37 background values. 94.59% NDs. Well-constituent pair annual alpha = 0.002721. Individual comparison alpha = 0.001361 (1 of 2).

Constituent: Beryllium Analysis Run 3/31/2026 5:58 AM View: Appendix I
Plant Wansley Client: Southern Company Data: Wansley Landfill

Sanitas™ v.10.1.06 Software licensed to Groundwater Stats Consulting. UG
Hollow symbols indicate censored values.
Within Limit

## Prediction Limit

Intrawell Non-parametric

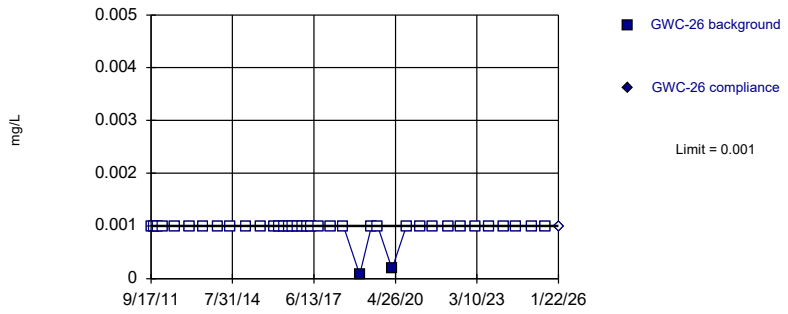


Non-parametric test used in lieu of parametric prediction limit because censored data exceeded 50%. Limit is highest of 38 background values. 94.74% NDs. Well-constituent pair annual alpha = 0.002586. Individual comparison alpha = 0.001294 (1 of 2).

Constituent: Beryllium Analysis Run 3/31/2026 5:58 AM View: Appendix I
Plant Wansley Client: Southern Company Data: Wansley Landfill

Sanitas™ v.10.1.06 Software licensed to Groundwater Stats Consulting. UG
Hollow symbols indicate censored values.
Within Limit

## Prediction Limit

Intrawell Non-parametric

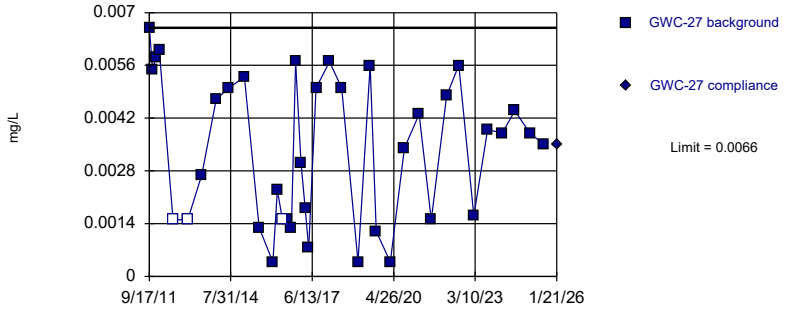


Non-parametric test used in lieu of parametric prediction limit because the Shapiro Wilk normality test showed the data to be non-normal at the 0.01 alpha level. Limit is highest of 38 background values. 7.895% NDs. Well-constituent pair annual alpha = 0.002586. Individual comparison alpha = 0.001294 (1 of 2).

Constituent: Beryllium Analysis Run 3/31/2026 5:58 AM View: Appendix I
Plant Wansley Client: Southern Company Data: Wansley Landfill

Sanitas™ v.10.1.06 Software licensed to Groundwater Stats Consulting. UG
Hollow symbols indicate censored values.
Within Limit

## Prediction Limit

Intrawell Non-parametric

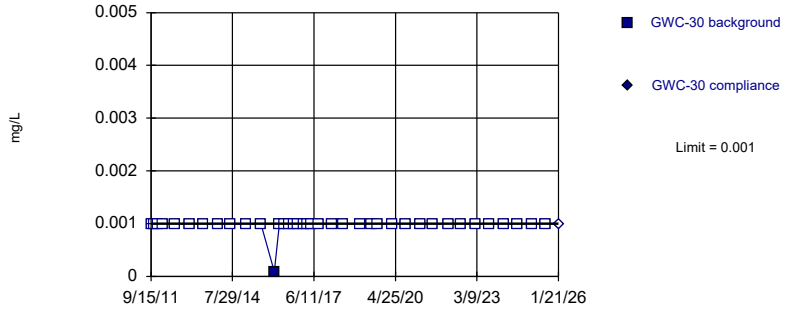


Non-parametric test used in lieu of parametric prediction limit because censored data exceeded 50%. Limit is highest of 38 background values. 97.37% NDs. Well-constituent pair annual alpha = 0.002586. Individual comparison alpha = 0.001294 (1 of 2).

Constituent: Beryllium Analysis Run 3/31/2026 5:58 AM View: Appendix I
Plant Wansley Client: Southern Company Data: Wansley Landfill

Sanitas™ v.10.1.06 Software licensed to Groundwater Stats Consulting. UG
Hollow symbols indicate censored values.
Within Limit

## Prediction Limit

Intrawell Non-parametric

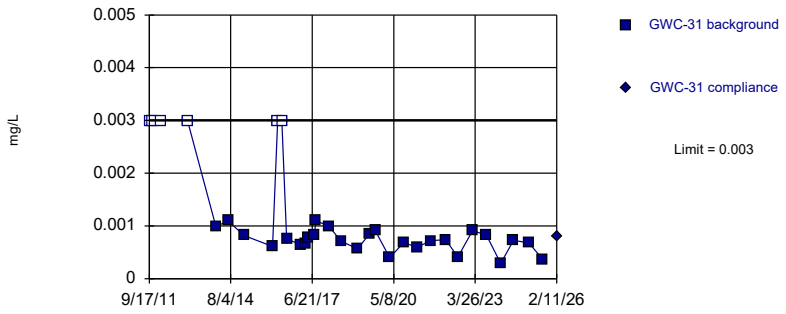


Non-parametric test used in lieu of parametric prediction limit because the Shapiro Wilk normality test showed the data to be non-normal at the 0.01 alpha level. Limit is highest of 33 background values. 18.18% NDs. Well-constituent pair annual alpha = 0.003399. Individual comparison alpha = 0.001701 (1 of 2).

Constituent: Beryllium Analysis Run 3/31/2026 5:58 AM View: Appendix I
Plant Wansley Client: Southern Company Data: Wansley Landfill

Sanitas™ v.10.1.06 Software licensed to Groundwater Stats Consulting. UG
Hollow symbols indicate censored values.
Within Limit

## Prediction Limit

Intrawell Parametric

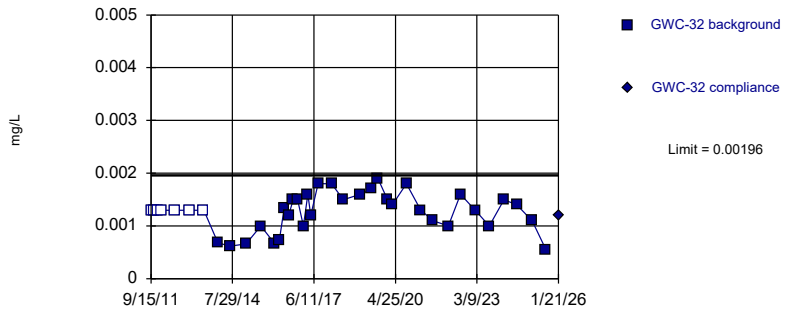


Background Data Summary (after Kaplan-Meier Adjustment): Mean=0.0009426, Std. Dev.=0.0003973, n=39, 17.95% NDs. Normality test: Shapiro Wilk @alpha = 0.01, calculated = 0.944, critical = 0.917. Kappa = 2.56 (c=16, w=29, 1 of 2, event alpha = 0.05132). Report alpha = 0.0001135.

Constituent: Beryllium Analysis Run 3/31/2026 5:58 AM View: Appendix I
Plant Wansley Client: Southern Company Data: Wansley Landfill

Sanitas™ v.10.1.06 Software licensed to Groundwater Stats Consulting. UG
Hollow symbols indicate censored values.
Within Limit

## Prediction Limit

Intrawell Non-parametric

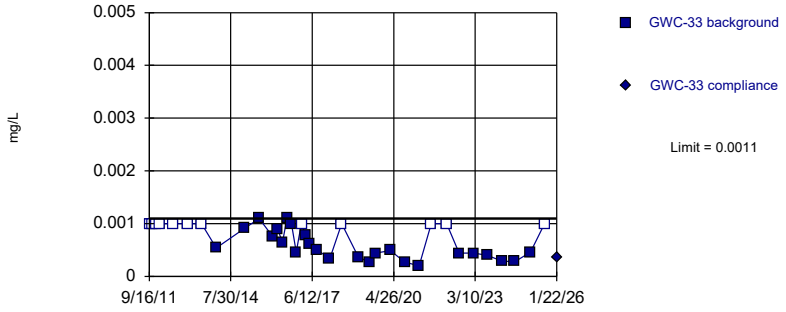


Non-parametric test used in lieu of parametric prediction limit because the Shapiro Wilk normality test showed the data to be non-normal at the 0.01 alpha level. Limit is highest of 37 background values. 32.43% NDs. Well-constituent pair annual alpha = 0.002721. Individual comparison alpha = 0.001361 (1 of 2).

Constituent: Beryllium Analysis Run 3/31/2026 5:58 AM View: Appendix I
Plant Wansley Client: Southern Company Data: Wansley Landfill

Sanitas™ v.10.1.06 Software licensed to Groundwater Stats Consulting. UG
Hollow symbols indicate censored values.
Within Limit

## Prediction Limit

Intrawell Non-parametric

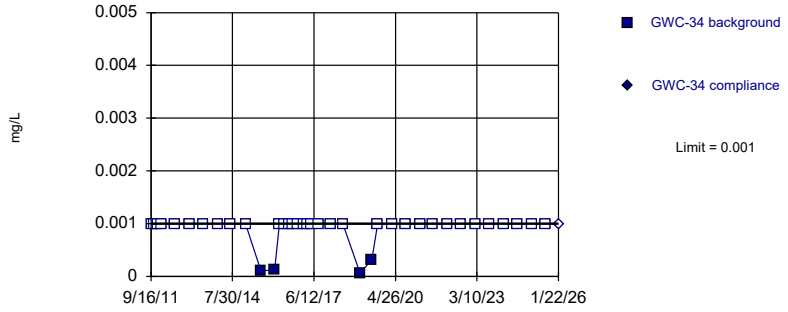


Non-parametric test used in lieu of parametric prediction limit because censored data exceeded 50%. Limit is highest of 38 background values. 89.47% NDs. Well-constituent pair annual alpha = 0.002586. Individual comparison alpha = 0.001294 (1 of 2).

Constituent: Beryllium Analysis Run 3/31/2026 5:58 AM View: Appendix I
Plant Wansley Client: Southern Company Data: Wansley Landfill

Sanitas™ v.10.1.06 Software licensed to Groundwater Stats Consulting. UG
Hollow symbols indicate censored values.
Within Limit

## Prediction Limit

Intrawell Non-parametric

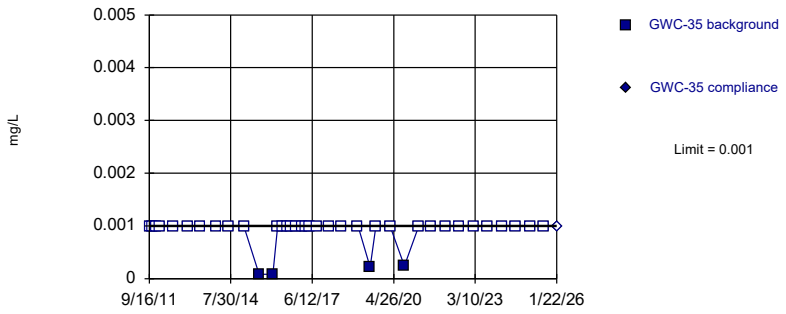


Non-parametric test used in lieu of parametric prediction limit because censored data exceeded 50%. Limit is highest of 38 background values. 89.47% NDs. Well-constituent pair annual alpha = 0.002586. Individual comparison alpha = 0.001294 (1 of 2).

Constituent: Beryllium Analysis Run 3/31/2026 5:58 AM View: Appendix I
Plant Wansley Client: Southern Company Data: Wansley Landfill

Sanitas™ v.10.1.06 Software licensed to Groundwater Stats Consulting. UG
Hollow symbols indicate censored values.
Within Limit

## Prediction Limit

Intrawell Non-parametric

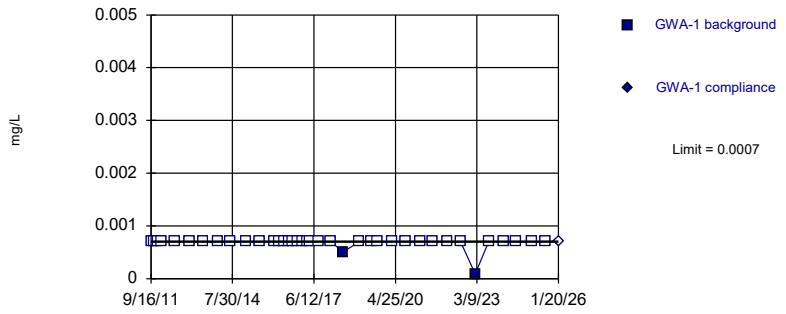


Non-parametric test used in lieu of parametric prediction limit because censored data exceeded 50%. Limit is highest of 38 background values. 94.74% NDs. Well-constituent pair annual alpha = 0.002586. Individual comparison alpha = 0.001294 (1 of 2).

Constituent: Cadmium Analysis Run 3/31/2026 5:58 AM View: Appendix I
Plant Wansley Client: Southern Company Data: Wansley Landfill

Sanitas™ v.10.1.06 Software licensed to Groundwater Stats Consulting. UG
Hollow symbols indicate censored values.
Within Limit

## Prediction Limit

Intrawell Non-parametric

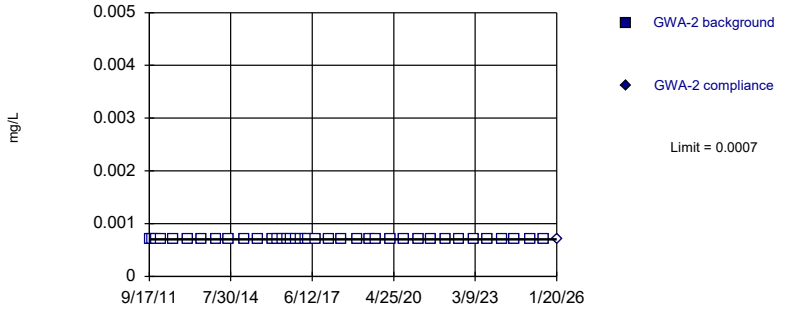


Non-parametric test used in lieu of parametric prediction limit because censored data exceeded 50%. All background values (n = 38) were censored; limit is most recent reporting limit. Well-constituent pair annual alpha = 0.002586. Individual comparison alpha = 0.001294 (1 of 2).

Constituent: Cadmium Analysis Run 3/31/2026 5:58 AM View: Appendix I
Plant Wansley Client: Southern Company Data: Wansley Landfill

Sanitas™ v.10.1.06 Software licensed to Groundwater Stats Consulting. UG
Hollow symbols indicate censored values.
Within Limit

## Prediction Limit

Intrawell Non-parametric

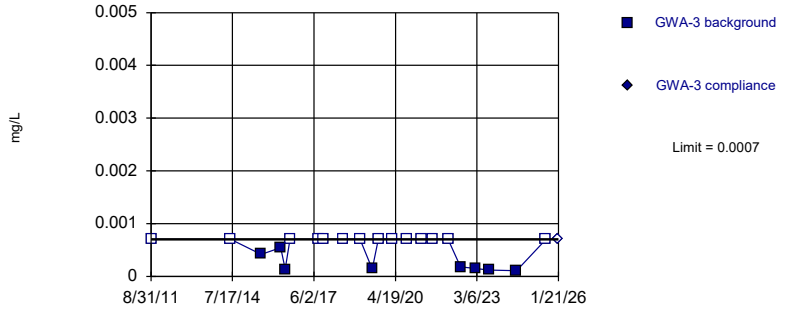


Non-parametric test used in lieu of parametric prediction limit because censored data exceeded 50%. Limit is highest of 22 background values. 63.64% NDs. Well-constituent pair annual alpha = 0.007401. Individual comparison alpha = 0.003707 (1 of 2).

Constituent: Cadmium Analysis Run 3/31/2026 5:58 AM View: Appendix I
Plant Wansley Client: Southern Company Data: Wansley Landfill

Sanitas™ v.10.1.06 Software licensed to Groundwater Stats Consulting. UG
Hollow symbols indicate censored values.
Within Limit

## Prediction Limit

Intrawell Non-parametric

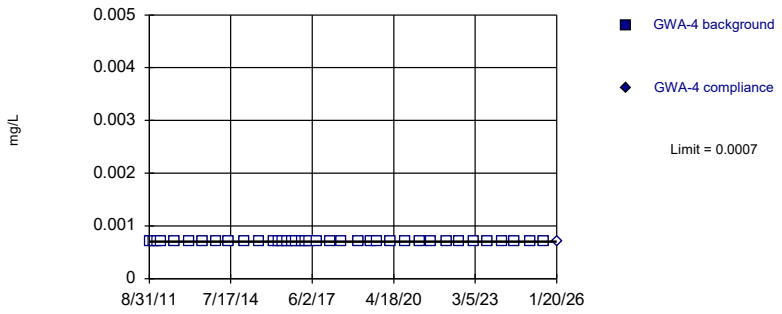


Non-parametric test used in lieu of parametric prediction limit because censored data exceeded 50%. All background values (n = 38) were censored; limit is most recent reporting limit. Well-constituent pair annual alpha = 0.002586. Individual comparison alpha = 0.001294 (1 of 2).

Constituent: Cadmium Analysis Run 3/31/2026 5:58 AM View: Appendix I
Plant Wansley Client: Southern Company Data: Wansley Landfill

Sanitas™ v.10.1.06 Software licensed to Groundwater Stats Consulting. UG
Hollow symbols indicate censored values.
Within Limit

## Prediction Limit

Intrawell Non-parametric

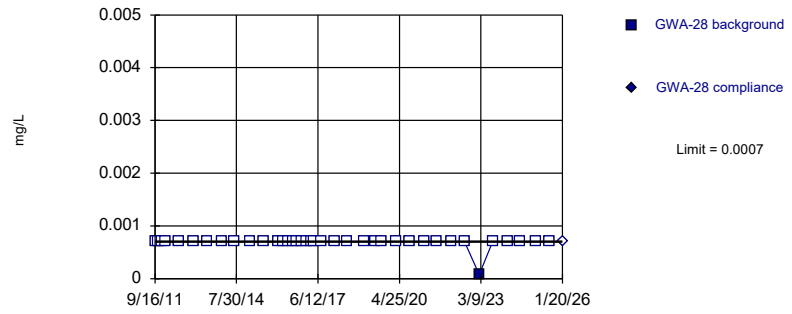


Non-parametric test used in lieu of parametric prediction limit because censored data exceeded 50%. Limit is highest of 38 background values. 97.37% NDs. Well-constituent pair annual alpha = 0.002586. Individual comparison alpha = 0.001294 (1 of 2).

Constituent: Cadmium Analysis Run 3/31/2026 5:58 AM View: Appendix I
Plant Wansley Client: Southern Company Data: Wansley Landfill

Sanitas™ v.10.1.06 Software licensed to Groundwater Stats Consulting. UG
Hollow symbols indicate censored values.
Within Limit

## Prediction Limit

Intrawell Non-parametric

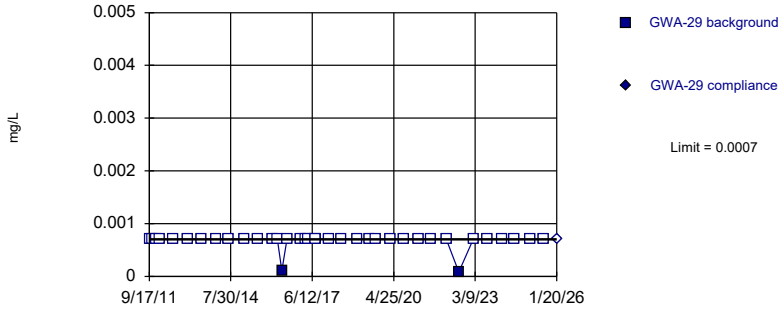


Non-parametric test used in lieu of parametric prediction limit because censored data exceeded 50%. Limit is highest of 37 background values. 94.59% NDs. Well-constituent pair annual alpha = 0.002721. Individual comparison alpha = 0.001361 (1 of 2).

Constituent: Cadmium Analysis Run 3/31/2026 5:58 AM View: Appendix I
Plant Wansley Client: Southern Company Data: Wansley Landfill

Sanitas™ v.10.1.06 Software licensed to Groundwater Stats Consulting. UG
Hollow symbols indicate censored values.
Within Limit

## Prediction Limit

Intrawell Non-parametric

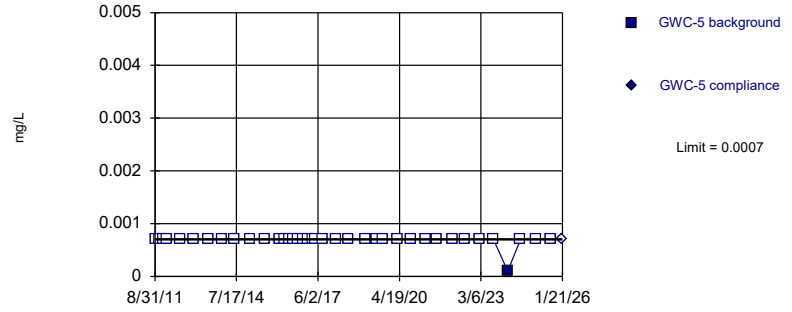


Non-parametric test used in lieu of parametric prediction limit because censored data exceeded 50%. Limit is highest of 38 background values. 97.37% NDs. Well-constituent pair annual alpha = 0.002586. Individual comparison alpha = 0.001294 (1 of 2).

Constituent: Cadmium Analysis Run 3/31/2026 5:58 AM View: Appendix I
Plant Wansley Client: Southern Company Data: Wansley Landfill

Sanitas™ v.10.1.06 Software licensed to Groundwater Stats Consulting. UG
Hollow symbols indicate censored values.
Within Limit

## Prediction Limit

Intrawell Non-parametric

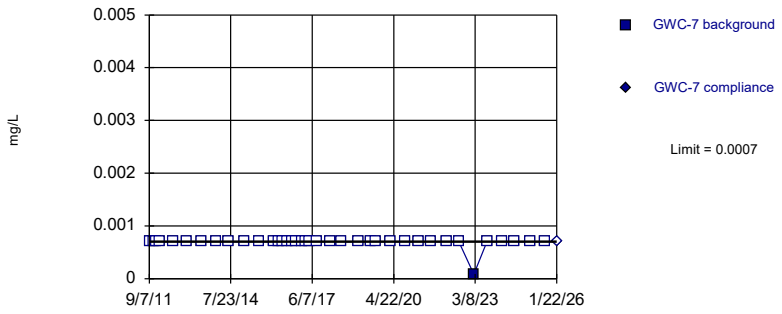


Non-parametric test used in lieu of parametric prediction limit because censored data exceeded 50%. Limit is highest of 38 background values. 97.37% NDs. Well-constituent pair annual alpha = 0.002586. Individual comparison alpha = 0.001294 (1 of 2).

Constituent: Cadmium Analysis Run 3/31/2026 5:58 AM View: Appendix I
Plant Wansley Client: Southern Company Data: Wansley Landfill

Sanitas™ v.10.1.06 Software licensed to Groundwater Stats Consulting. UG
Hollow symbols indicate censored values.
Within Limit

Prediction Limit

Intrawell Non-parametric

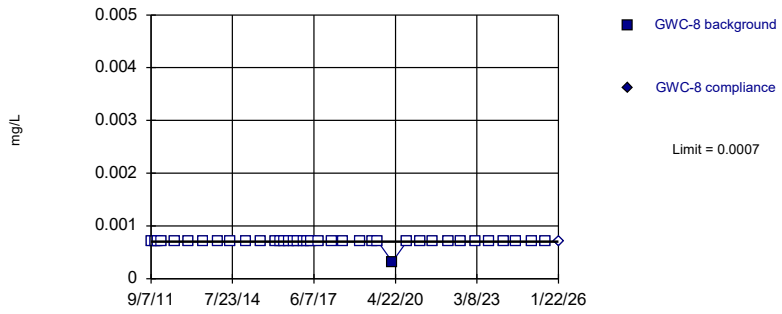


Non-parametric test used in lieu of parametric prediction limit because censored data exceeded 50%. Limit is highest of 38 background values. 97.37% NDs. Well-constituent pair annual alpha = 0.002586. Individual comparison alpha = 0.001294 (1 of 2).

Constituent: Cadmium Analysis Run 3/31/2026 5:58 AM View: Appendix I
Plant Wansley Client: Southern Company Data: Wansley Landfill

Sanitas™ v.10.1.06 Software licensed to Groundwater Stats Consulting. UG
Hollow symbols indicate censored values.
Within Limit

Prediction Limit

Intrawell Non-parametric

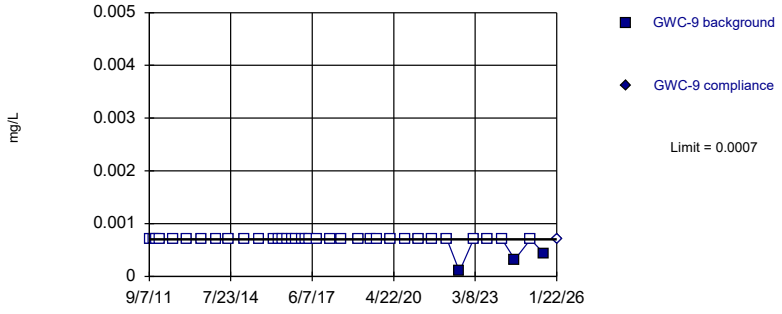


Non-parametric test used in lieu of parametric prediction limit because censored data exceeded 50%. Limit is highest of 38 background values. 92.11% NDs. Well-constituent pair annual alpha = 0.002586. Individual comparison alpha = 0.001294 (1 of 2).

Constituent: Cadmium Analysis Run 3/31/2026 5:58 AM View: Appendix I
Plant Wansley Client: Southern Company Data: Wansley Landfill

Sanitas™ v.10.1.06 Software licensed to Groundwater Stats Consulting. UG
Hollow symbols indicate censored values.
Within Limit

Prediction Limit

Intrawell Non-parametric

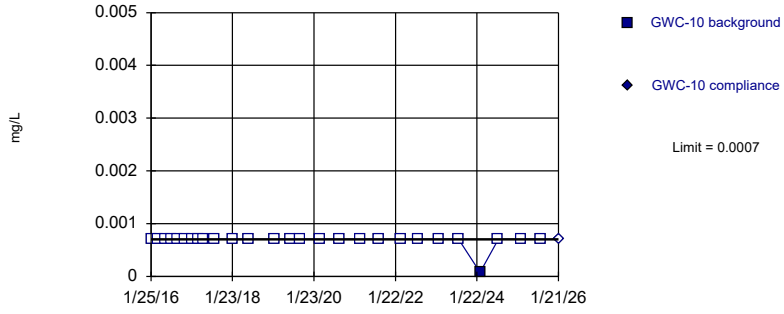


Non-parametric test used in lieu of parametric prediction limit because censored data exceeded 50%. Limit is highest of 27 background values. 96.3% NDs. Well-constituent pair annual alpha = 0.004998. Individual comparison alpha = 0.002502 (1 of 2).

Constituent: Cadmium Analysis Run 3/31/2026 5:58 AM View: Appendix I
Plant Wansley Client: Southern Company Data: Wansley Landfill

Sanitas™ v.10.1.06 Software licensed to Groundwater Stats Consulting. UG
Hollow symbols indicate censored values.
Within Limit

## Prediction Limit

Intrawell Non-parametric

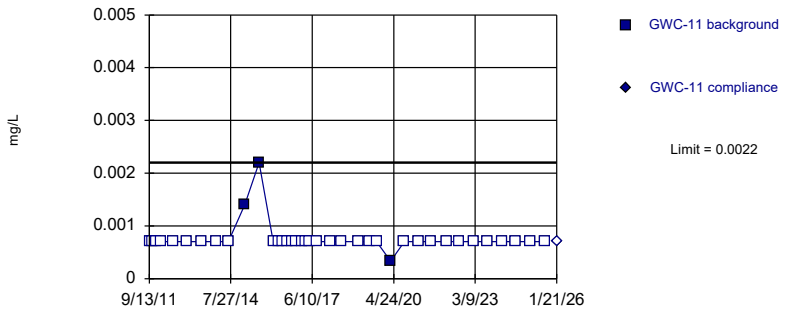


Non-parametric test used in lieu of parametric prediction limit because censored data exceeded 50%. Limit is highest of 38 background values. 92.11% NDs. Well-constituent pair annual alpha = 0.002586. Individual comparison alpha = 0.001294 (1 of 2).

Constituent: Cadmium Analysis Run 3/31/2026 5:58 AM View: Appendix I
Plant Wansley Client: Southern Company Data: Wansley Landfill

Sanitas™ v.10.1.06 Software licensed to Groundwater Stats Consulting. UG
Hollow symbols indicate censored values.
Within Limit

## Prediction Limit

Intrawell Non-parametric

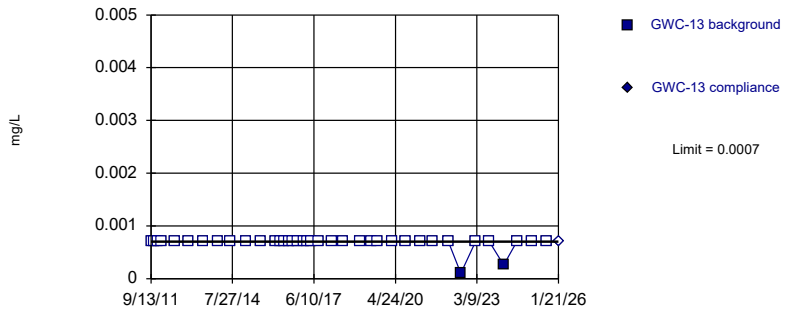


Non-parametric test used in lieu of parametric prediction limit because censored data exceeded 50%. Limit is highest of 38 background values. 94.74% NDs. Well-constituent pair annual alpha = 0.002586. Individual comparison alpha = 0.001294 (1 of 2).

Constituent: Cadmium Analysis Run 3/31/2026 5:58 AM View: Appendix I
Plant Wansley Client: Southern Company Data: Wansley Landfill

Sanitas™ v.10.1.06 Software licensed to Groundwater Stats Consulting. UG
Hollow symbols indicate censored values.
Within Limit

## Prediction Limit

Intrawell Non-parametric

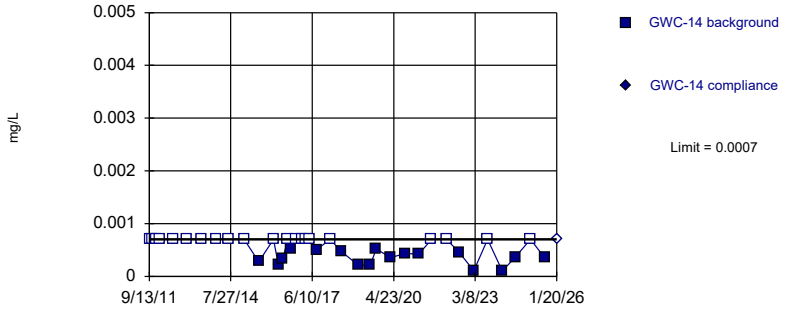


Non-parametric test used in lieu of parametric prediction limit because censored data exceeded 50%. Limit is highest of 38 background values. 55.26% NDs. Well-constituent pair annual alpha = 0.002586. Individual comparison alpha = 0.001294 (1 of 2).

Constituent: Cadmium Analysis Run 3/31/2026 5:58 AM View: Appendix I
Plant Wansley Client: Southern Company Data: Wansley Landfill

Sanitas™ v.10.1.06 Software licensed to Groundwater Stats Consulting. UG
Hollow symbols indicate censored values.
Within Limit

## Prediction Limit

Intrawell Non-parametric

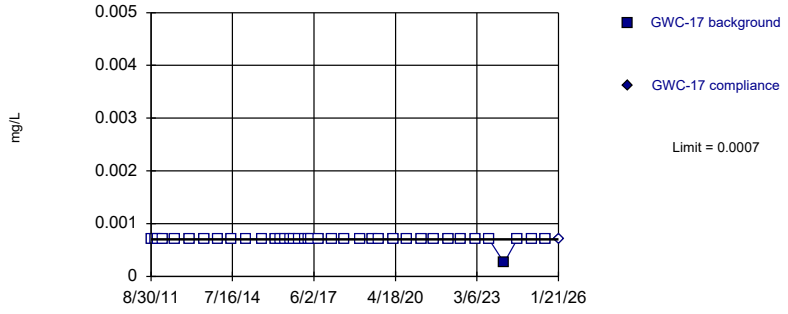


Non-parametric test used in lieu of parametric prediction limit because censored data exceeded 50%. Limit is highest of 38 background values. 97.37% NDs. Well-constituent pair annual alpha = 0.002586. Individual comparison alpha = 0.001294 (1 of 2).

Constituent: Cadmium Analysis Run 3/31/2026 5:58 AM View: Appendix I
Plant Wansley Client: Southern Company Data: Wansley Landfill

Sanitas™ v.10.1.06 Software licensed to Groundwater Stats Consulting. UG
Hollow symbols indicate censored values.
Within Limit

## Prediction Limit

Intrawell Non-parametric

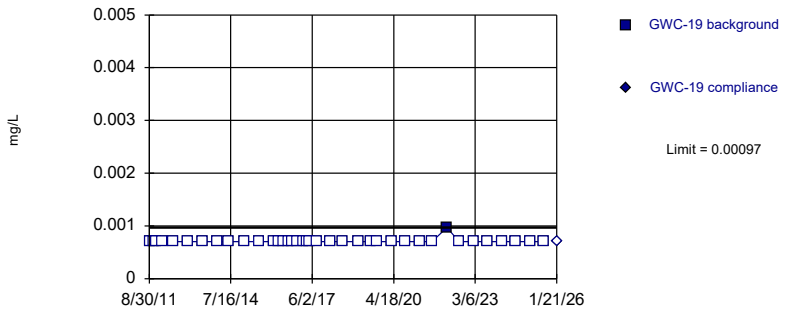


Non-parametric test used in lieu of parametric prediction limit because censored data exceeded 50%. Limit is highest of 38 background values. 97.37% NDs. Well-constituent pair annual alpha = 0.002586. Individual comparison alpha = 0.001294 (1 of 2).

Constituent: Cadmium Analysis Run 3/31/2026 5:58 AM View: Appendix I
Plant Wansley Client: Southern Company Data: Wansley Landfill

Sanitas™ v.10.1.06 Software licensed to Groundwater Stats Consulting. UG
Hollow symbols indicate censored values.
Within Limit

## Prediction Limit

Intrawell Non-parametric

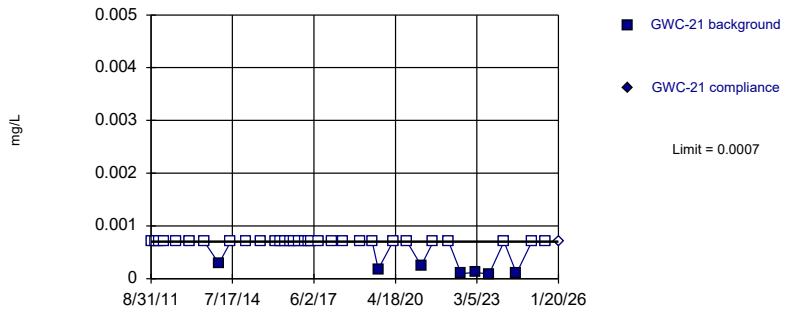


Non-parametric test used in lieu of parametric prediction limit because censored data exceeded 50%. Limit is highest of 38 background values. 81.58% NDs. Well-constituent pair annual alpha = 0.002586. Individual comparison alpha = 0.001294 (1 of 2).

Constituent: Cadmium Analysis Run 3/31/2026 5:58 AM View: Appendix I
Plant Wansley Client: Southern Company Data: Wansley Landfill

Sanitas™ v.10.1.06 Software licensed to Groundwater Stats Consulting. UG
Hollow symbols indicate censored values.
Within Limit

## Prediction Limit

Intrawell Non-parametric

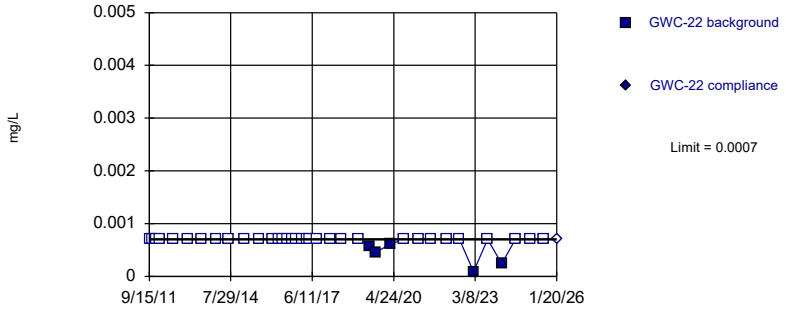


Non-parametric test used in lieu of parametric prediction limit because censored data exceeded 50%. Limit is highest of 38 background values. 86.84% NDs. Well-constituent pair annual alpha = 0.002586. Individual comparison alpha = 0.001294 (1 of 2).

Constituent: Cadmium Analysis Run 3/31/2026 5:58 AM View: Appendix I
Plant Wansley Client: Southern Company Data: Wansley Landfill

Sanitas™ v.10.1.06 Software licensed to Groundwater Stats Consulting. UG
Hollow symbols indicate censored values.
Within Limit

## Prediction Limit

Intrawell Non-parametric

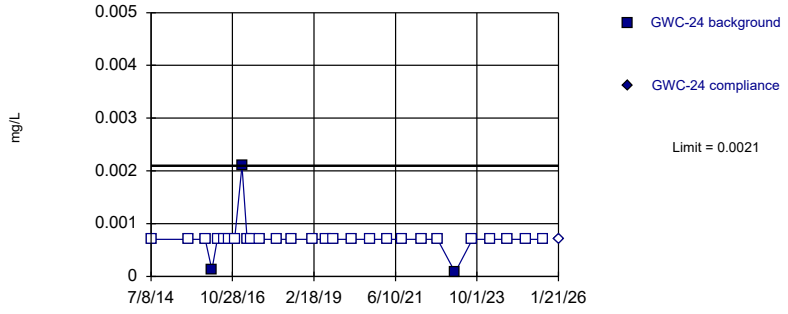


Non-parametric test used in lieu of parametric prediction limit because censored data exceeded 50%. Limit is highest of 29 background values. 89.66% NDs. Well-constituent pair annual alpha = 0.00434. Individual comparison alpha = 0.002172 (1 of 2).

Constituent: Cadmium Analysis Run 3/31/2026 5:58 AM View: Appendix I
Plant Wansley Client: Southern Company Data: Wansley Landfill

Sanitas™ v.10.1.06 Software licensed to Groundwater Stats Consulting. UG
Hollow symbols indicate censored values.
Within Limit

## Prediction Limit

Intrawell Non-parametric

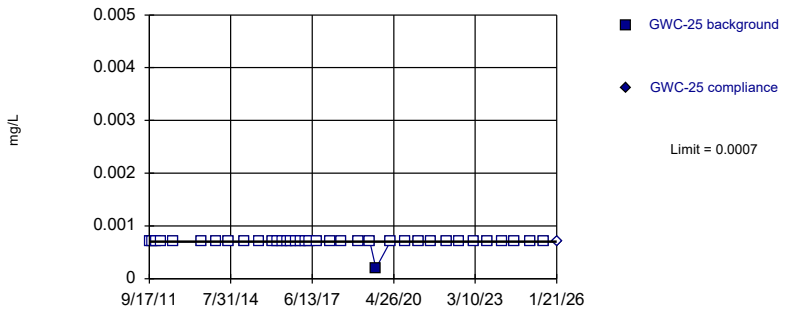


Non-parametric test used in lieu of parametric prediction limit because censored data exceeded 50%. Limit is highest of 37 background values. 97.3% NDs. Well-constituent pair annual alpha = 0.002721. Individual comparison alpha = 0.001361 (1 of 2).

Constituent: Cadmium Analysis Run 3/31/2026 5:59 AM View: Appendix I
Plant Wansley Client: Southern Company Data: Wansley Landfill

Sanitas™ v.10.1.06 Software licensed to Groundwater Stats Consulting. UG
Hollow symbols indicate censored values.
Within Limit

## Prediction Limit

Intrawell Non-parametric

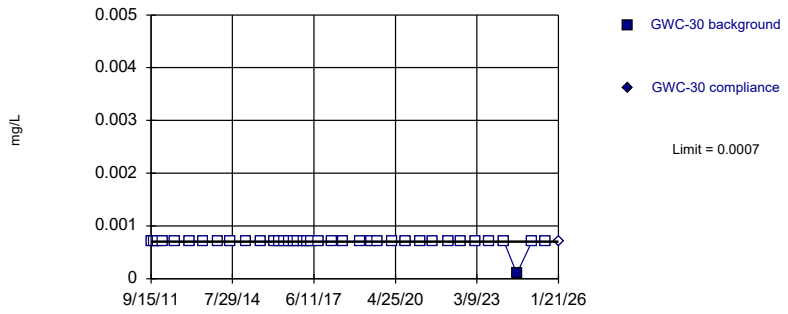


Non-parametric test used in lieu of parametric prediction limit because censored data exceeded 50%. Limit is highest of 38 background values. 97.37% NDs. Well-constituent pair annual alpha = 0.002586. Individual comparison alpha = 0.001294 (1 of 2).

Constituent: Cadmium Analysis Run 3/31/2026 5:59 AM View: Appendix I
Plant Wansley Client: Southern Company Data: Wansley Landfill

Sanitas™ v.10.1.06 Software licensed to Groundwater Stats Consulting. UG
Hollow symbols indicate censored values.
Within Limit

## Prediction Limit

Intrawell Non-parametric

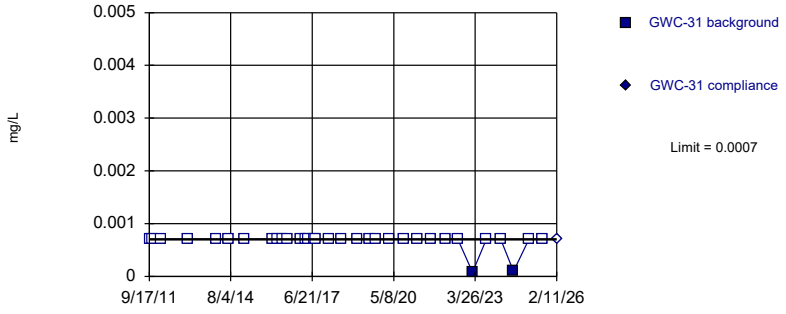


Non-parametric test used in lieu of parametric prediction limit because censored data exceeded 50%. Limit is highest of 33 background values. 93.94% NDs. Well-constituent pair annual alpha = 0.003399. Individual comparison alpha = 0.001701 (1 of 2).

Constituent: Cadmium Analysis Run 3/31/2026 5:59 AM View: Appendix I
Plant Wansley Client: Southern Company Data: Wansley Landfill

Sanitas™ v.10.1.06 Software licensed to Groundwater Stats Consulting. UG
Hollow symbols indicate censored values.
Within Limit

## Prediction Limit

Intrawell Non-parametric

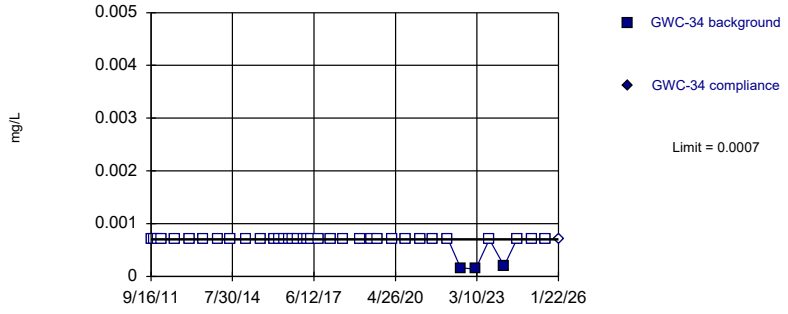


Non-parametric test used in lieu of parametric prediction limit because censored data exceeded 50%. Limit is highest of 38 background values. 92.11% NDs. Well-constituent pair annual alpha = 0.002586. Individual comparison alpha = 0.001294 (1 of 2).

Constituent: Cadmium Analysis Run 3/31/2026 5:59 AM View: Appendix I
Plant Wansley Client: Southern Company Data: Wansley Landfill

Sanitas™ v.10.1.06 Software licensed to Groundwater Stats Consulting. UG
Hollow symbols indicate censored values.
Within Limit

## Prediction Limit

Intrawell Non-parametric

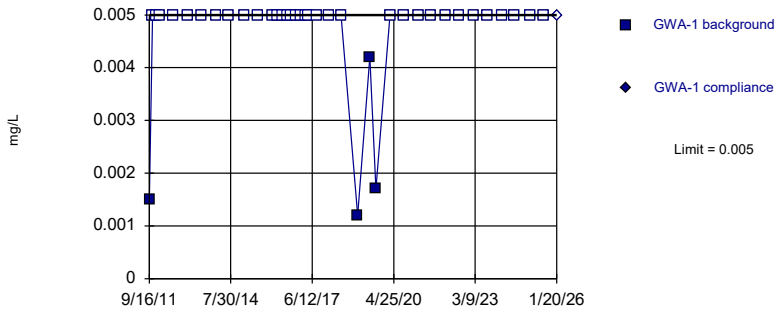


Non-parametric test used in lieu of parametric prediction limit because censored data exceeded 50%. Limit is highest of 38 background values. 89.47% NDs. Well-constituent pair annual alpha = 0.002586. Individual comparison alpha = 0.001294 (1 of 2).

Constituent: Chromium Analysis Run 3/31/2026 5:59 AM View: Appendix I
Plant Wansley Client: Southern Company Data: Wansley Landfill

Sanitas™ v.10.1.06 Software licensed to Groundwater Stats Consulting. UG
Hollow symbols indicate censored values.
Within Limit

## Prediction Limit

Intrawell Non-parametric

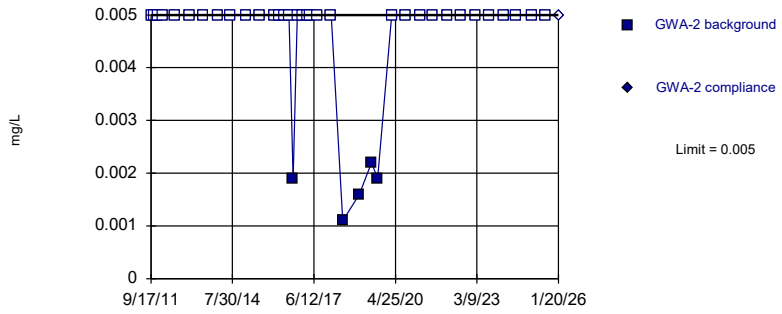


Non-parametric test used in lieu of parametric prediction limit because censored data exceeded 50%. Limit is highest of 38 background values. 86.84% NDs. Well-constituent pair annual alpha = 0.002586. Individual comparison alpha = 0.001294 (1 of 2).

Constituent: Chromium Analysis Run 3/31/2026 5:59 AM View: Appendix I
Plant Wansley Client: Southern Company Data: Wansley Landfill

Sanitas™ v.10.1.06 Software licensed to Groundwater Stats Consulting. UG
Hollow symbols indicate censored values.
Within Limit

## Prediction Limit

Intrawell Non-parametric

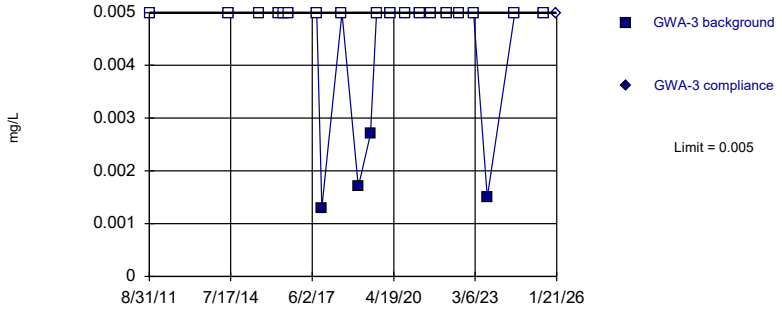


Non-parametric test used in lieu of parametric prediction limit because censored data exceeded 50%. Limit is highest of 22 background values. 81.82% NDs. Well-constituent pair annual alpha = 0.007401. Individual comparison alpha = 0.003707 (1 of 2).

Constituent: Chromium Analysis Run 3/31/2026 5:59 AM View: Appendix I
Plant Wansley Client: Southern Company Data: Wansley Landfill

Sanitas™ v.10.1.06 Software licensed to Groundwater Stats Consulting. UG
Hollow symbols indicate censored values.
Within Limit

## Prediction Limit

Intrawell Non-parametric

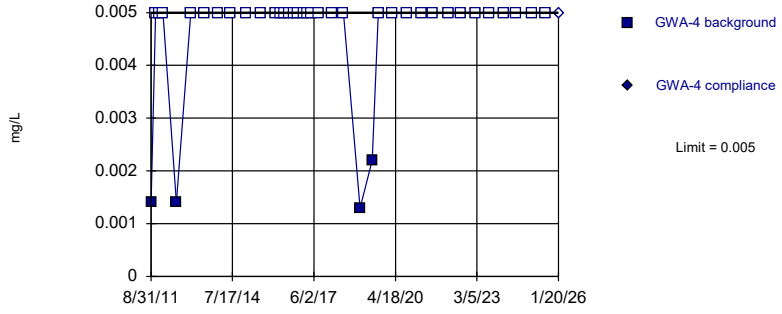


Non-parametric test used in lieu of parametric prediction limit because censored data exceeded 50%. Limit is highest of 38 background values. 89.47% NDs. Well-constituent pair annual alpha = 0.002586. Individual comparison alpha = 0.001294 (1 of 2).

Constituent: Chromium Analysis Run 3/31/2026 5:59 AM View: Appendix I
Plant Wansley Client: Southern Company Data: Wansley Landfill

Sanitas™ v.10.1.06 Software licensed to Groundwater Stats Consulting. UG
Hollow symbols indicate censored values.
Within Limit

## Prediction Limit

Intrawell Non-parametric

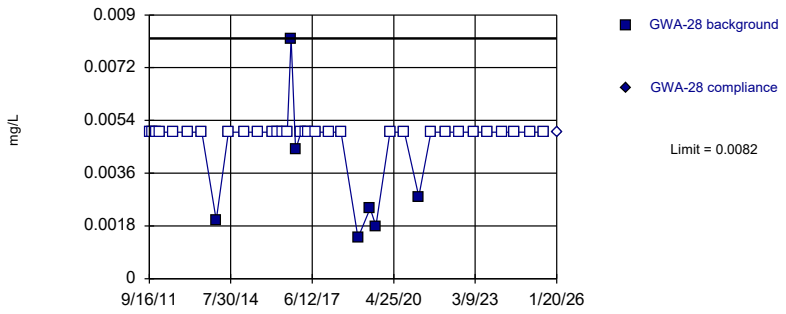


Non-parametric test used in lieu of parametric prediction limit because censored data exceeded 50%. Limit is highest of 38 background values. 81.58% NDs. Well-constituent pair annual alpha = 0.002586. Individual comparison alpha = 0.001294 (1 of 2).

Constituent: Chromium Analysis Run 3/31/2026 5:59 AM View: Appendix I
Plant Wansley Client: Southern Company Data: Wansley Landfill

Sanitas™ v.10.1.06 Software licensed to Groundwater Stats Consulting. UG
Hollow symbols indicate censored values.
Within Limit

## Prediction Limit

Intrawell Non-parametric

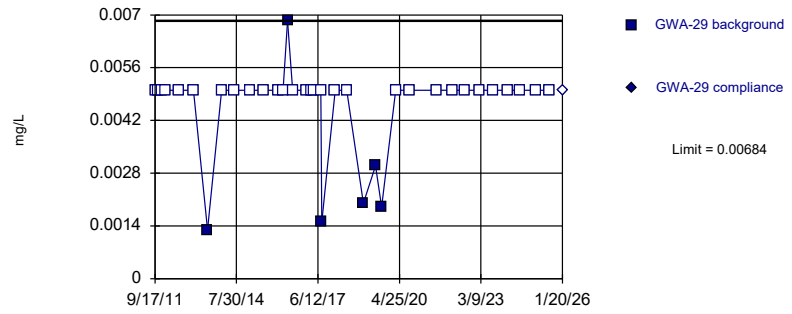


Non-parametric test used in lieu of parametric prediction limit because censored data exceeded 50%. Limit is highest of 36 background values. 83.33% NDs. Well-constituent pair annual alpha = 0.002856. Individual comparison alpha = 0.001429 (1 of 2).

Constituent: Chromium Analysis Run 3/31/2026 5:59 AM View: Appendix I
Plant Wansley Client: Southern Company Data: Wansley Landfill

Sanitas™ v.10.1.06 Software licensed to Groundwater Stats Consulting. UG
Hollow symbols indicate censored values.
Within Limit

## Prediction Limit

Intrawell Non-parametric

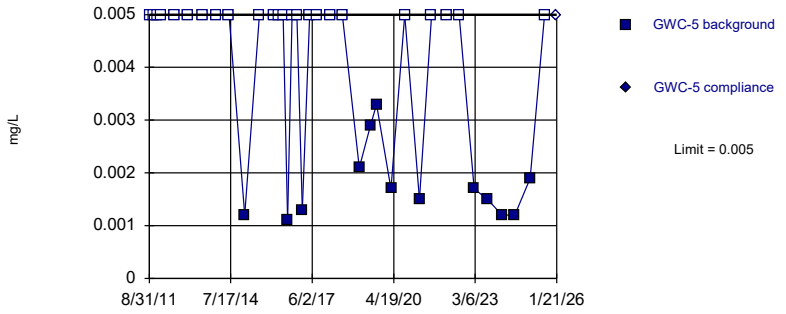


Non-parametric test used in lieu of parametric prediction limit because censored data exceeded 50%. Limit is highest of 37 background values. 64.86% NDs. Well-constituent pair annual alpha = 0.002721. Individual comparison alpha = 0.001361 (1 of 2).

Constituent: Chromium Analysis Run 3/31/2026 5:59 AM View: Appendix I
Plant Wansley Client: Southern Company Data: Wansley Landfill

Sanitas™ v.10.1.06 Software licensed to Groundwater Stats Consulting. UG
Hollow symbols indicate censored values.
Within Limit

## Prediction Limit

Intrawell Non-parametric

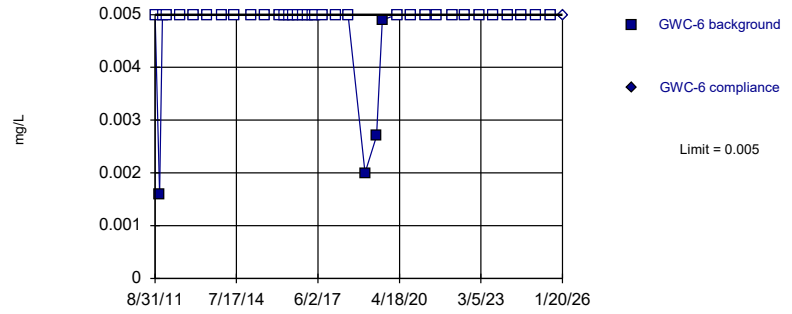


Non-parametric test used in lieu of parametric prediction limit because censored data exceeded 50%. Limit is highest of 38 background values. 89.47% NDs. Well-constituent pair annual alpha = 0.002586. Individual comparison alpha = 0.001294 (1 of 2).

Constituent: Chromium Analysis Run 3/31/2026 5:59 AM View: Appendix I
Plant Wansley Client: Southern Company Data: Wansley Landfill

Sanitas™ v.10.1.06 Software licensed to Groundwater Stats Consulting. UG
Hollow symbols indicate censored values.
Within Limit

## Prediction Limit

Intrawell Non-parametric

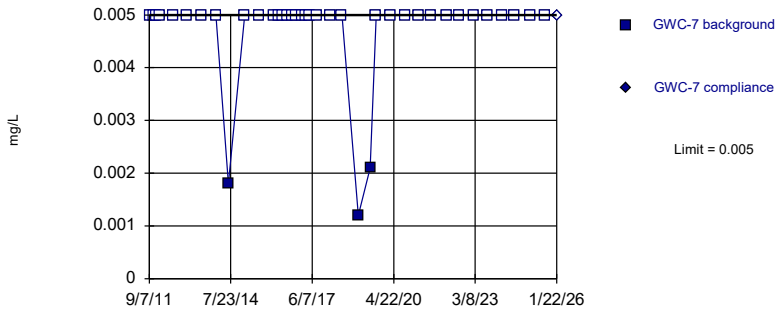


Non-parametric test used in lieu of parametric prediction limit because censored data exceeded 50%. Limit is highest of 38 background values. 92.11% NDs. Well-constituent pair annual alpha = 0.002586. Individual comparison alpha = 0.001294 (1 of 2).

Constituent: Chromium Analysis Run 3/31/2026 5:59 AM View: Appendix I
Plant Wansley Client: Southern Company Data: Wansley Landfill

Sanitas™ v.10.1.06 Software licensed to Groundwater Stats Consulting. UG
Hollow symbols indicate censored values.
Within Limit

## Prediction Limit

Intrawell Non-parametric

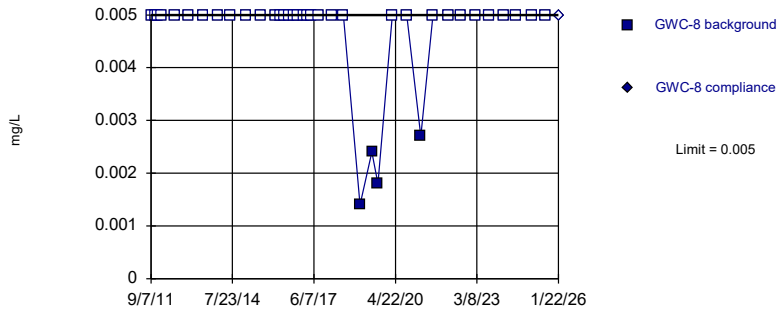


Non-parametric test used in lieu of parametric prediction limit because censored data exceeded 50%. Limit is highest of 38 background values. 89.47% NDs. Well-constituent pair annual alpha = 0.002586. Individual comparison alpha = 0.001294 (1 of 2).

Constituent: Chromium Analysis Run 3/31/2026 5:59 AM View: Appendix I
Plant Wansley Client: Southern Company Data: Wansley Landfill

Sanitas™ v.10.1.06 Software licensed to Groundwater Stats Consulting. UG
Hollow symbols indicate censored values.
Within Limit

## Prediction Limit

Intrawell Non-parametric

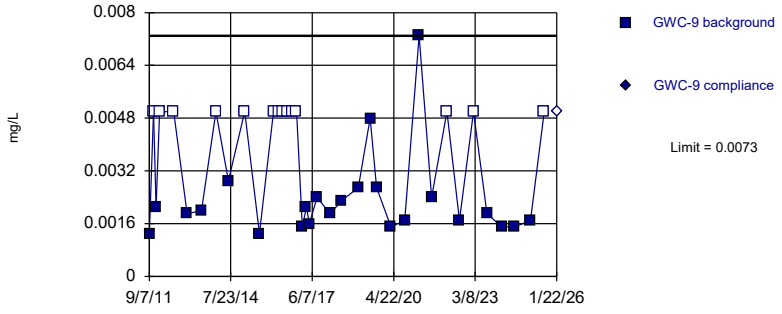


Non-parametric test used in lieu of parametric prediction limit because the Shapiro Wilk normality test showed the data to be non-normal at the 0.01 alpha level. Limit is highest of 38 background values. 36.84% NDs. Well-constituent pair annual alpha = 0.002586. Individual comparison alpha = 0.001294 (1 of 2).

Constituent: Chromium Analysis Run 3/31/2026 5:59 AM View: Appendix I
Plant Wansley Client: Southern Company Data: Wansley Landfill

Sanitas™ v.10.1.06 Software licensed to Groundwater Stats Consulting. UG
Hollow symbols indicate censored values.
Within Limit

## Prediction Limit

Intrawell Non-parametric

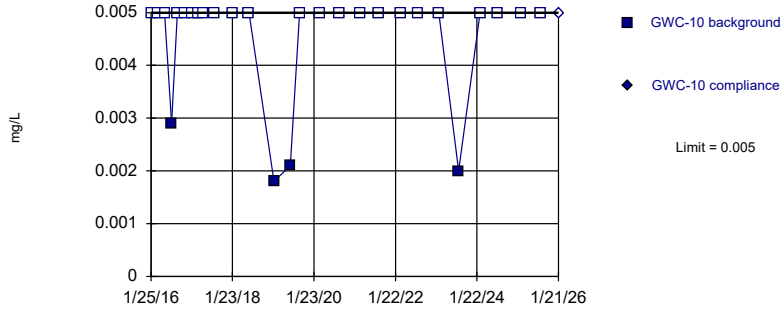


Non-parametric test used in lieu of parametric prediction limit because censored data exceeded 50%. Limit is highest of 27 background values. 85.19% NDs. Well-constituent pair annual alpha = 0.004998. Individual comparison alpha = 0.002502 (1 of 2).

Constituent: Chromium Analysis Run 3/31/2026 5:59 AM View: Appendix I
Plant Wansley Client: Southern Company Data: Wansley Landfill

Sanitas™ v.10.1.06 Software licensed to Groundwater Stats Consulting. UG
Hollow symbols indicate censored values.
Within Limit

## Prediction Limit

Intrawell Parametric

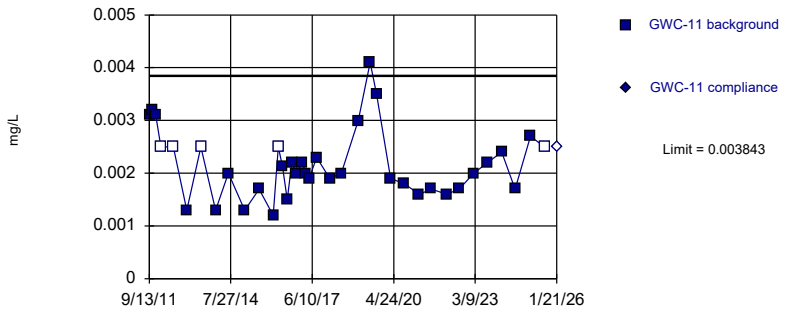


Background Data Summary: Mean=0.002177, Std. Dev.=0.0006486, n=38, 13.16% NDs. Normality test: Shapiro Wilk @alpha = 0.01, calculated = 0.94, critical = 0.916. Kappa = 2.568 (c=16, w=29, 1 of 2, event alpha = 0.05132). Report alpha = 0.0001135.

Constituent: Chromium Analysis Run 3/31/2026 5:59 AM View: Appendix I
Plant Wansley Client: Southern Company Data: Wansley Landfill

Sanitas™ v.10.1.06 Software licensed to Groundwater Stats Consulting. UG
Hollow symbols indicate censored values.
Within Limit

## Prediction Limit

Intrawell Non-parametric

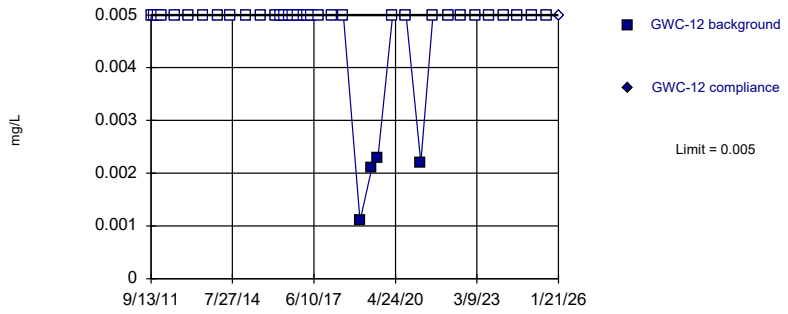


Non-parametric test used in lieu of parametric prediction limit because censored data exceeded 50%. Limit is highest of 38 background values. 89.47% NDs. Well-constituent pair annual alpha = 0.002586. Individual comparison alpha = 0.001294 (1 of 2).

Constituent: Chromium Analysis Run 3/31/2026 5:59 AM View: Appendix I
Plant Wansley Client: Southern Company Data: Wansley Landfill

Sanitas™ v.10.1.06 Software licensed to Groundwater Stats Consulting. UG
Hollow symbols indicate censored values.
Within Limit

## Prediction Limit

Intrawell Non-parametric

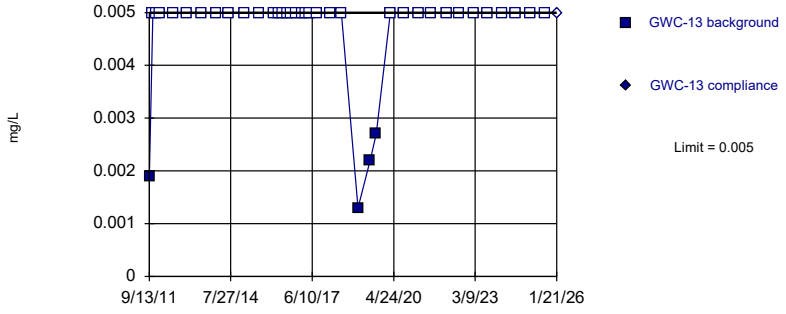


Non-parametric test used in lieu of parametric prediction limit because censored data exceeded 50%. Limit is highest of 38 background values. 89.47% NDs. Well-constituent pair annual alpha = 0.002586. Individual comparison alpha = 0.001294 (1 of 2).

Constituent: Chromium Analysis Run 3/31/2026 5:59 AM View: Appendix I
Plant Wansley Client: Southern Company Data: Wansley Landfill

Sanitas™ v.10.1.06 Software licensed to Groundwater Stats Consulting. UG
Hollow symbols indicate censored values.
Within Limit

## Prediction Limit

Intrawell Non-parametric

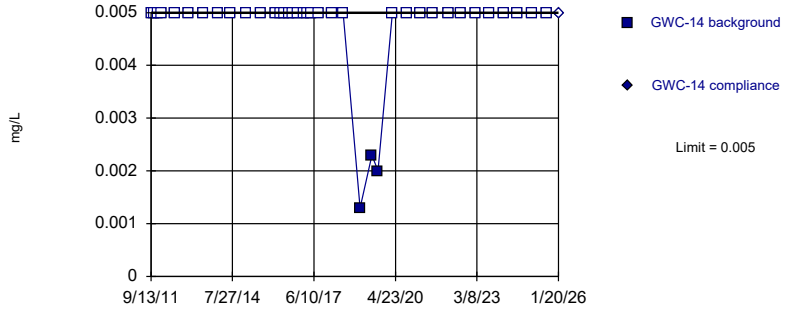


Non-parametric test used in lieu of parametric prediction limit because censored data exceeded 50%. Limit is highest of 38 background values. 92.11% NDs. Well-constituent pair annual alpha = 0.002586. Individual comparison alpha = 0.001294 (1 of 2).

Constituent: Chromium Analysis Run 3/31/2026 5:59 AM View: Appendix I
Plant Wansley Client: Southern Company Data: Wansley Landfill

Sanitas™ v.10.1.06 Software licensed to Groundwater Stats Consulting. UG
Hollow symbols indicate censored values.
Within Limit

## Prediction Limit

Intrawell Non-parametric

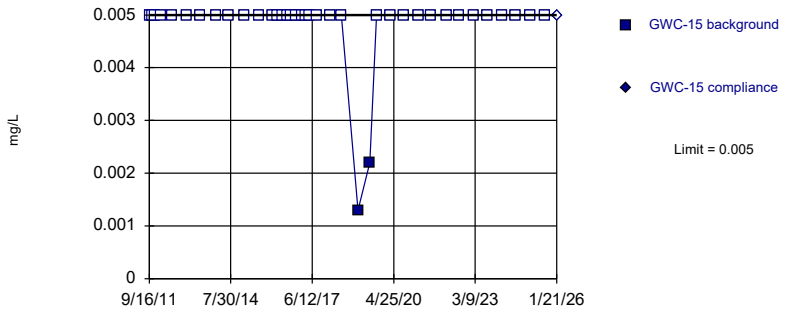


Non-parametric test used in lieu of parametric prediction limit because censored data exceeded 50%. Limit is highest of 38 background values. 94.74% NDs. Well-constituent pair annual alpha = 0.002586. Individual comparison alpha = 0.001294 (1 of 2).

Constituent: Chromium Analysis Run 3/31/2026 5:59 AM View: Appendix I
Plant Wansley Client: Southern Company Data: Wansley Landfill

Sanitas™ v.10.1.06 Software licensed to Groundwater Stats Consulting. UG
Hollow symbols indicate censored values.
Within Limit

## Prediction Limit

Intrawell Non-parametric

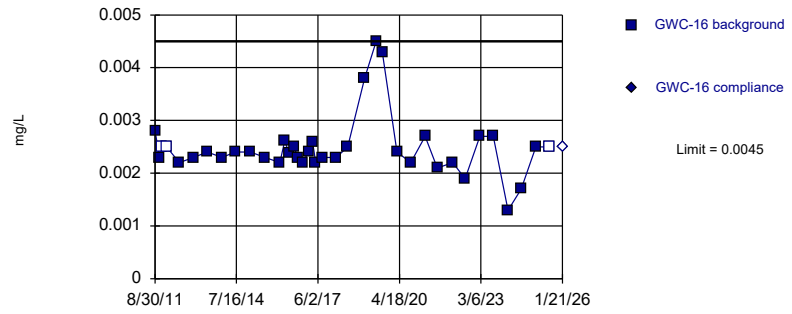


Non-parametric test used in lieu of parametric prediction limit because the Shapiro Wilk normality test showed the data to be non-normal at the 0.01 alpha level. Limit is highest of 38 background values. 7.895% NDs. Well-constituent pair annual alpha = 0.002586. Individual comparison alpha = 0.001294 (1 of 2).

Constituent: Chromium Analysis Run 3/31/2026 5:59 AM View: Appendix I
Plant Wansley Client: Southern Company Data: Wansley Landfill

Sanitas™ v.10.1.06 Software licensed to Groundwater Stats Consulting. UG
Hollow symbols indicate censored values.
Within Limit

## Prediction Limit

Intrawell Non-parametric

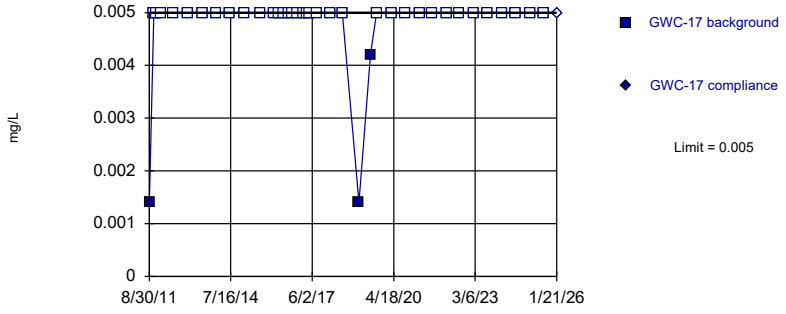


Non-parametric test used in lieu of parametric prediction limit because censored data exceeded 50%. Limit is highest of 38 background values. 92.11% NDs. Well-constituent pair annual alpha = 0.002586. Individual comparison alpha = 0.001294 (1 of 2).

Constituent: Chromium Analysis Run 3/31/2026 5:59 AM View: Appendix I
Plant Wansley Client: Southern Company Data: Wansley Landfill

Sanitas™ v.10.1.06 Software licensed to Groundwater Stats Consulting. UG
Hollow symbols indicate censored values.
Within Limit

## Prediction Limit

Intrawell Non-parametric

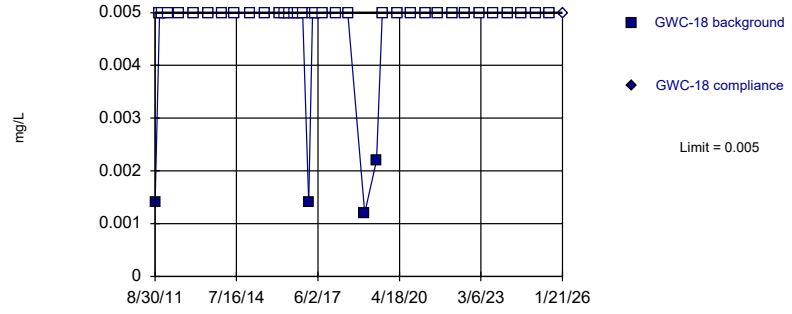


Non-parametric test used in lieu of parametric prediction limit because censored data exceeded 50%. Limit is highest of 38 background values. 89.47% NDs. Well-constituent pair annual alpha = 0.002586. Individual comparison alpha = 0.001294 (1 of 2).

Constituent: Chromium Analysis Run 3/31/2026 5:59 AM View: Appendix I
Plant Wansley Client: Southern Company Data: Wansley Landfill

Sanitas™ v.10.1.06 Software licensed to Groundwater Stats Consulting. UG
Hollow symbols indicate censored values.
Within Limit

## Prediction Limit

Intrawell Non-parametric

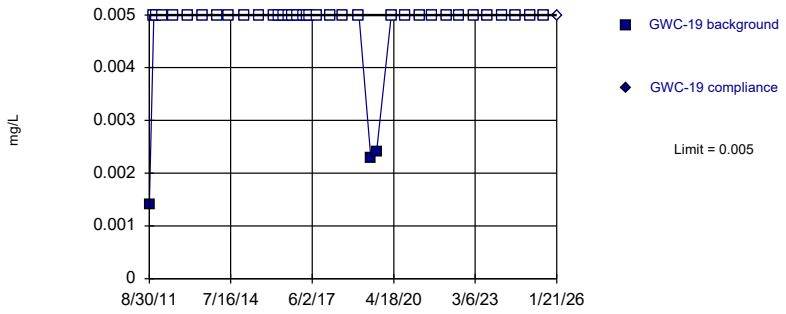


Non-parametric test used in lieu of parametric prediction limit because censored data exceeded 50%. Limit is highest of 38 background values. 92.11% NDs. Well-constituent pair annual alpha = 0.002586. Individual comparison alpha = 0.001294 (1 of 2).

Constituent: Chromium Analysis Run 3/31/2026 5:59 AM View: Appendix I
Plant Wansley Client: Southern Company Data: Wansley Landfill

Sanitas™ v.10.1.06 Software licensed to Groundwater Stats Consulting. UG
Hollow symbols indicate censored values.
Within Limit

## Prediction Limit

Intrawell Non-parametric

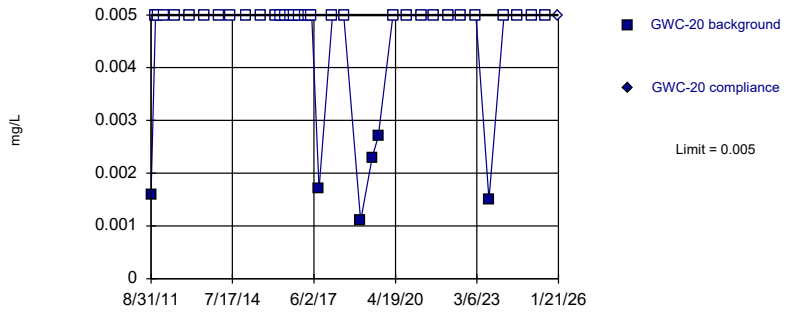


Non-parametric test used in lieu of parametric prediction limit because censored data exceeded 50%. Limit is highest of 38 background values. 84.21% NDs. Well-constituent pair annual alpha = 0.002586. Individual comparison alpha = 0.001294 (1 of 2).

Constituent: Chromium Analysis Run 3/31/2026 5:59 AM View: Appendix I
Plant Wansley Client: Southern Company Data: Wansley Landfill

Sanitas™ v.10.1.06 Software licensed to Groundwater Stats Consulting. UG
Hollow symbols indicate censored values.
Within Limit

## Prediction Limit

Intrawell Non-parametric

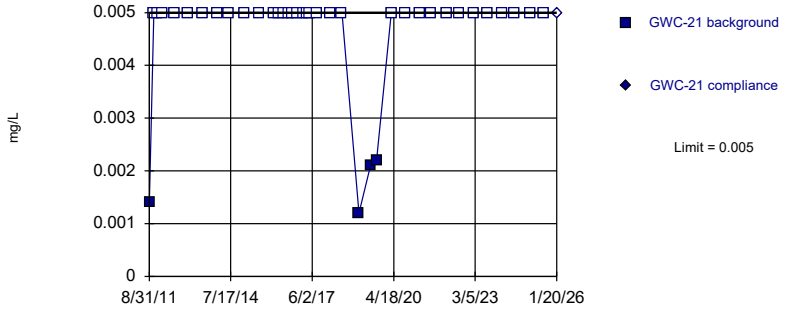


Non-parametric test used in lieu of parametric prediction limit because censored data exceeded 50%. Limit is highest of 38 background values. 89.47% NDs. Well-constituent pair annual alpha = 0.002586. Individual comparison alpha = 0.001294 (1 of 2).

Constituent: Chromium Analysis Run 3/31/2026 5:59 AM View: Appendix I
Plant Wansley Client: Southern Company Data: Wansley Landfill

Sanitas™ v.10.1.06 Software licensed to Groundwater Stats Consulting. UG
Hollow symbols indicate censored values.
Within Limit

## Prediction Limit

Intrawell Non-parametric

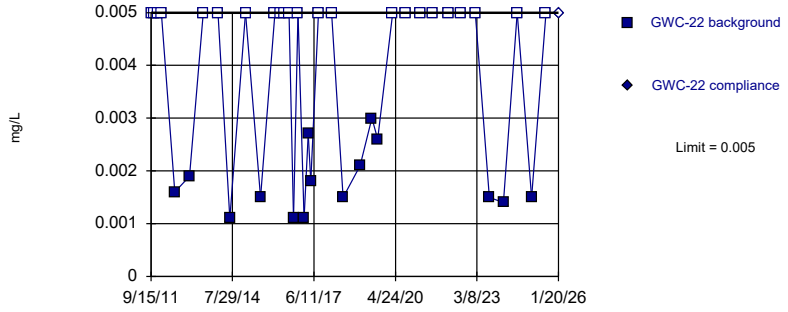


Non-parametric test used in lieu of parametric prediction limit because censored data exceeded 50%. Limit is highest of 38 background values. 60.53% NDs. Well-constituent pair annual alpha = 0.002586. Individual comparison alpha = 0.001294 (1 of 2).

Constituent: Chromium Analysis Run 3/31/2026 5:59 AM View: Appendix I
Plant Wansley Client: Southern Company Data: Wansley Landfill

Sanitas™ v.10.1.06 Software licensed to Groundwater Stats Consulting. UG
Hollow symbols indicate censored values.
Within Limit

## Prediction Limit

Intrawell Non-parametric

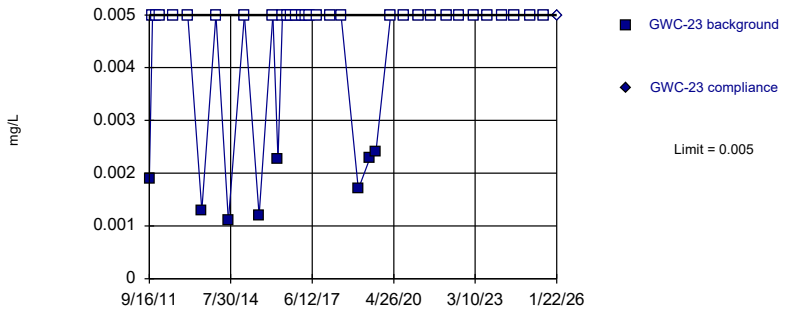


Non-parametric test used in lieu of parametric prediction limit because censored data exceeded 50%. Limit is highest of 38 background values. 78.95% NDs. Well-constituent pair annual alpha = 0.002586. Individual comparison alpha = 0.001294 (1 of 2).

Constituent: Chromium Analysis Run 3/31/2026 5:59 AM View: Appendix I
Plant Wansley Client: Southern Company Data: Wansley Landfill

Sanitas™ v.10.1.06 Software licensed to Groundwater Stats Consulting. UG
Hollow symbols indicate censored values.
Within Limit

## Prediction Limit

Intrawell Non-parametric

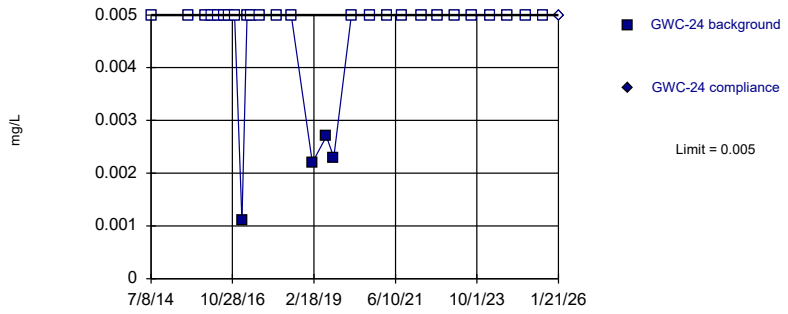


Non-parametric test used in lieu of parametric prediction limit because censored data exceeded 50%. Limit is highest of 29 background values. 86.21% NDs. Well-constituent pair annual alpha = 0.00434. Individual comparison alpha = 0.002172 (1 of 2).

Constituent: Chromium Analysis Run 3/31/2026 5:59 AM View: Appendix I
Plant Wansley Client: Southern Company Data: Wansley Landfill

Sanitas™ v.10.1.06 Software licensed to Groundwater Stats Consulting. UG
Hollow symbols indicate censored values.
Within Limit

## Prediction Limit

Intrawell Non-parametric

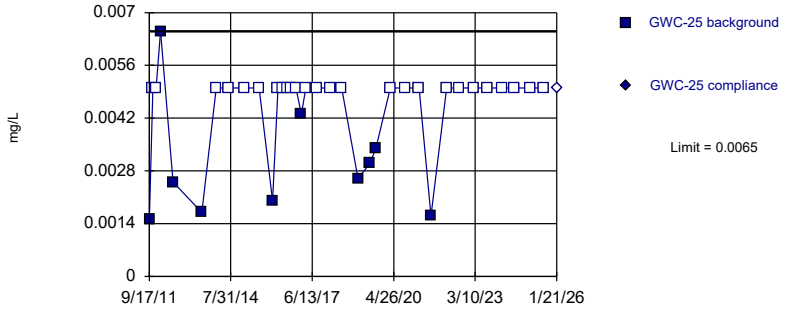


Non-parametric test used in lieu of parametric prediction limit because censored data exceeded 50%. Limit is highest of 36 background values. 72.22% NDs. Well-constituent pair annual alpha = 0.002856. Individual comparison alpha = 0.001429 (1 of 2).

Constituent: Chromium Analysis Run 3/31/2026 5:59 AM View: Appendix I
Plant Wansley Client: Southern Company Data: Wansley Landfill

Sanitas™ v.10.1.06 Software licensed to Groundwater Stats Consulting. UG
Hollow symbols indicate censored values.
Within Limit

## Prediction Limit

Intrawell Non-parametric

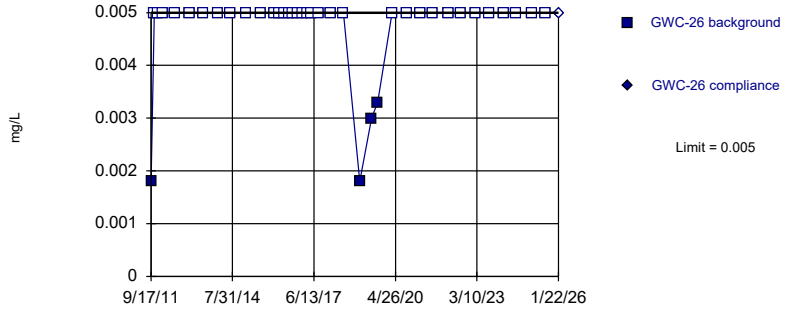


Non-parametric test used in lieu of parametric prediction limit because censored data exceeded 50%. Limit is highest of 38 background values. 89.47% NDs. Well-constituent pair annual alpha = 0.002586. Individual comparison alpha = 0.001294 (1 of 2).

Constituent: Chromium Analysis Run 3/31/2026 5:59 AM View: Appendix I
Plant Wansley Client: Southern Company Data: Wansley Landfill

Sanitas™ v.10.1.06 Software licensed to Groundwater Stats Consulting. UG
Hollow symbols indicate censored values.
Within Limit

## Prediction Limit

Intrawell Non-parametric

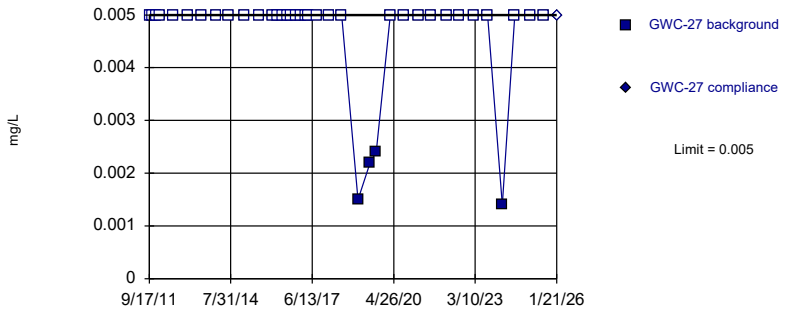


Non-parametric test used in lieu of parametric prediction limit because censored data exceeded 50%. Limit is highest of 38 background values. 89.47% NDs. Well-constituent pair annual alpha = 0.002586. Individual comparison alpha = 0.001294 (1 of 2).

Constituent: Chromium Analysis Run 3/31/2026 5:59 AM View: Appendix I
Plant Wansley Client: Southern Company Data: Wansley Landfill

Sanitas™ v.10.1.06 Software licensed to Groundwater Stats Consulting. UG
Hollow symbols indicate censored values.
Within Limit

## Prediction Limit

Intrawell Non-parametric

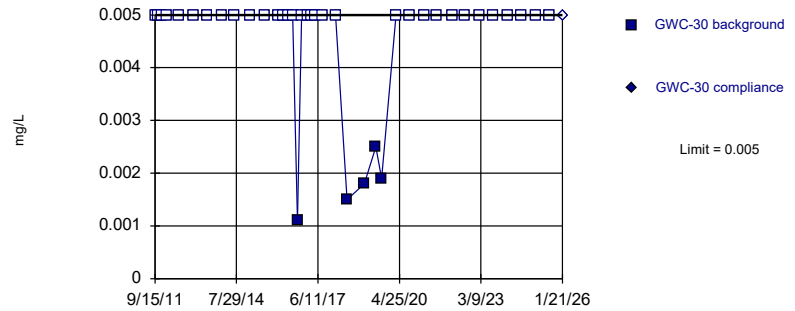


Non-parametric test used in lieu of parametric prediction limit because censored data exceeded 50%. Limit is highest of 38 background values. 86.84% NDs. Well-constituent pair annual alpha = 0.002586. Individual comparison alpha = 0.001294 (1 of 2).

Constituent: Chromium Analysis Run 3/31/2026 5:59 AM View: Appendix I
Plant Wansley Client: Southern Company Data: Wansley Landfill

Sanitas™ v.10.1.06 Software licensed to Groundwater Stats Consulting. UG
Hollow symbols indicate censored values.
Within Limit

## Prediction Limit

Intrawell Parametric

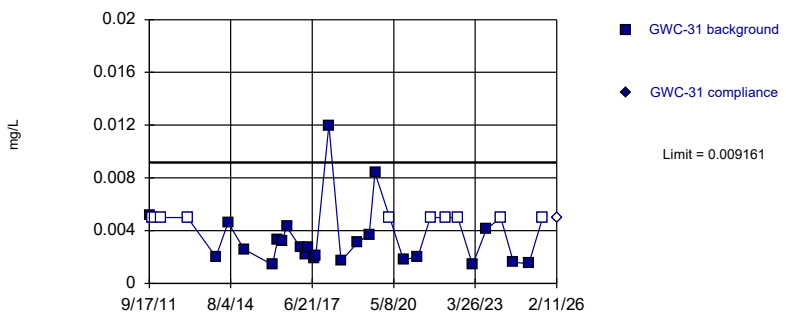


Background Data Summary (based on cube root transformation) (after Kaplan-Meier Adjustment): Mean=0.1398, Std. Dev.=0.02655, n=33, 27.27% NDs. Normality test: Shapiro Wilk @alpha = 0.01, calculated = 0.9162, critical = 0.906. Kappa = 2.614 (c=16, w=29, 1 of 2, event alpha = 0.05132). Report alpha = 0.0001135.

Constituent: Chromium Analysis Run 3/31/2026 5:59 AM View: Appendix I
Plant Wansley Client: Southern Company Data: Wansley Landfill

Sanitas™ v.10.1.06 Software licensed to Groundwater Stats Consulting. UG
Hollow symbols indicate censored values.
Within Limit

## Prediction Limit

Intrawell Non-parametric

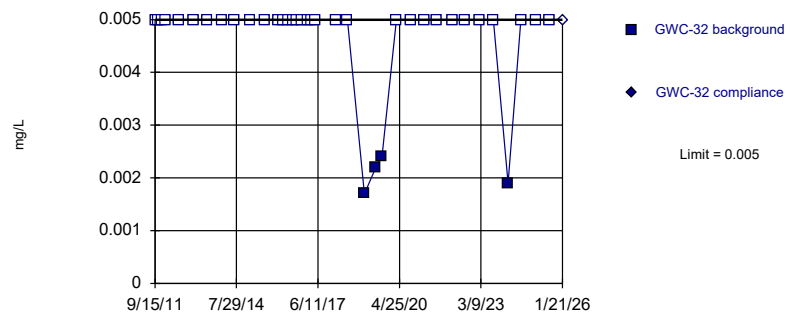


Non-parametric test used in lieu of parametric prediction limit because censored data exceeded 50%. Limit is highest of 37 background values. 89.19% NDs. Well-constituent pair annual alpha = 0.002721. Individual comparison alpha = 0.001361 (1 of 2).

Constituent: Chromium Analysis Run 3/31/2026 5:59 AM View: Appendix I
Plant Wansley Client: Southern Company Data: Wansley Landfill

Sanitas™ v.10.1.06 Software licensed to Groundwater Stats Consulting. UG
Hollow symbols indicate censored values.
Within Limit

## Prediction Limit

Intrawell Non-parametric

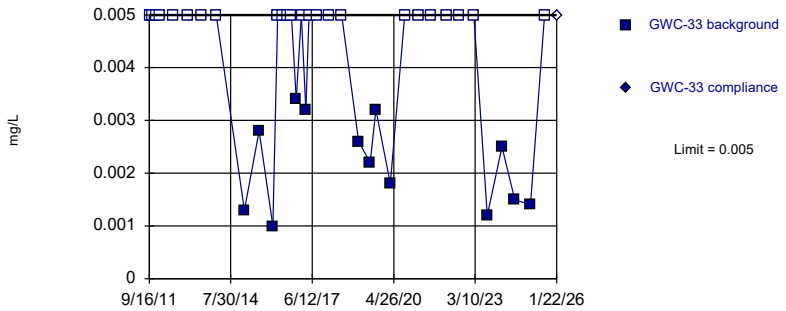


Non-parametric test used in lieu of parametric prediction limit because censored data exceeded 50%. Limit is highest of 37 background values. 64.86% NDs. Well-constituent pair annual alpha = 0.002721. Individual comparison alpha = 0.001361 (1 of 2).

Constituent: Chromium Analysis Run 3/31/2026 5:59 AM View: Appendix I
Plant Wansley Client: Southern Company Data: Wansley Landfill

Sanitas™ v.10.1.06 Software licensed to Groundwater Stats Consulting. UG
Hollow symbols indicate censored values.
Within Limit

## Prediction Limit

Intrawell Non-parametric

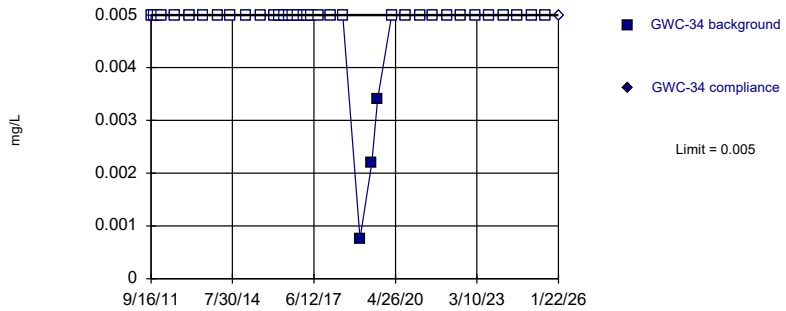


Non-parametric test used in lieu of parametric prediction limit because censored data exceeded 50%. Limit is highest of 38 background values. 92.11% NDs. Well-constituent pair annual alpha = 0.002586. Individual comparison alpha = 0.001294 (1 of 2).

Constituent: Chromium Analysis Run 3/31/2026 5:59 AM View: Appendix I
Plant Wansley Client: Southern Company Data: Wansley Landfill

Sanitas™ v.10.1.06 Software licensed to Groundwater Stats Consulting. UG
Hollow symbols indicate censored values.
Within Limit

## Prediction Limit

Intrawell Non-parametric

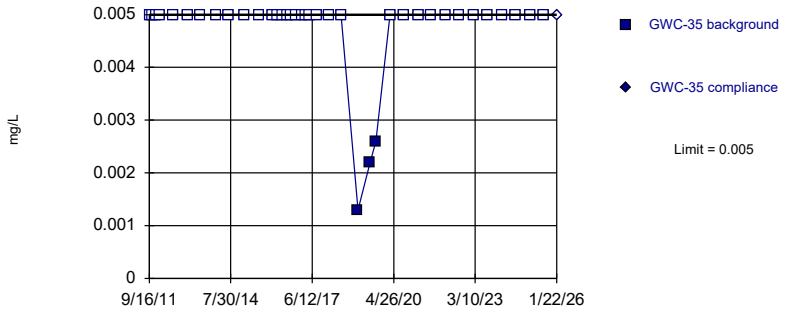


Non-parametric test used in lieu of parametric prediction limit because censored data exceeded 50%. Limit is highest of 38 background values. 92.11% NDs. Well-constituent pair annual alpha = 0.002586. Individual comparison alpha = 0.001294 (1 of 2).

Constituent: Chromium Analysis Run 3/31/2026 5:59 AM View: Appendix I
Plant Wansley Client: Southern Company Data: Wansley Landfill

Sanitas™ v.10.1.06 Software licensed to Groundwater Stats Consulting. UG
Hollow symbols indicate censored values.
Within Limit

## Prediction Limit

Intrawell Non-parametric

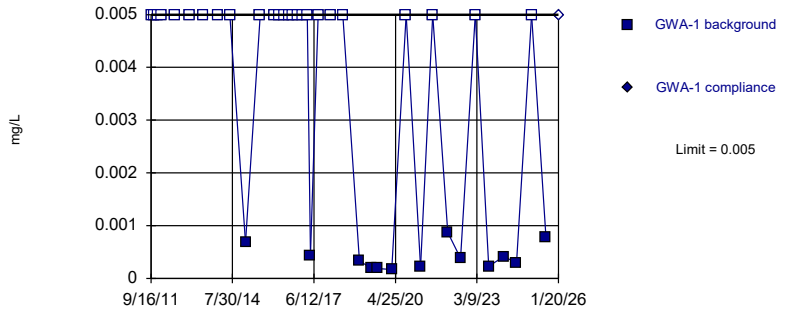


Non-parametric test used in lieu of parametric prediction limit because censored data exceeded 50%. Limit is highest of 38 background values. 65.79% NDs. Well-constituent pair annual alpha = 0.002586. Individual comparison alpha = 0.001294 (1 of 2).

Constituent: Cobalt Analysis Run 3/31/2026 5:59 AM View: Appendix I
Plant Wansley Client: Southern Company Data: Wansley Landfill

Sanitas™ v.10.1.06 Software licensed to Groundwater Stats Consulting. UG
Hollow symbols indicate censored values.
Within Limit

## Prediction Limit

Intrawell Non-parametric

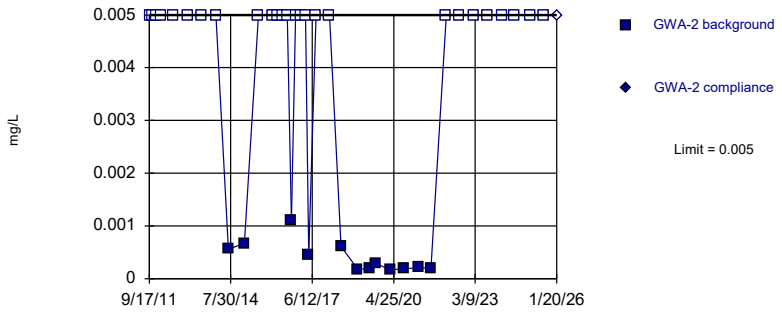


Non-parametric test used in lieu of parametric prediction limit because censored data exceeded 50%. Limit is highest of 38 background values. 68.42% NDs. Well-constituent pair annual alpha = 0.002586. Individual comparison alpha = 0.001294 (1 of 2).

Constituent: Cobalt Analysis Run 3/31/2026 5:59 AM View: Appendix I
Plant Wansley Client: Southern Company Data: Wansley Landfill

Sanitas™ v.10.1.06 Software licensed to Groundwater Stats Consulting. UG
Hollow symbols indicate censored values.
Within Limit

## Prediction Limit

Intrawell Non-parametric

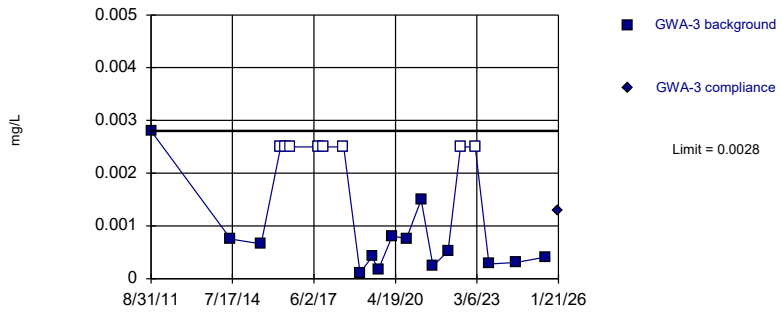


Non-parametric test used in lieu of parametric prediction limit because the Shapiro Wilk normality test showed the data to be non-normal at the 0.01 alpha level. Limit is highest of 22 background values. 36.36% NDs. Well-constituent pair annual alpha = 0.007401. Individual comparison alpha = 0.003707 (1 of 2).

Constituent: Cobalt Analysis Run 3/31/2026 5:59 AM View: Appendix I
Plant Wansley Client: Southern Company Data: Wansley Landfill

Sanitas™ v.10.1.06 Software licensed to Groundwater Stats Consulting. UG
Hollow symbols indicate censored values.
Within Limit

## Prediction Limit

Intrawell Parametric

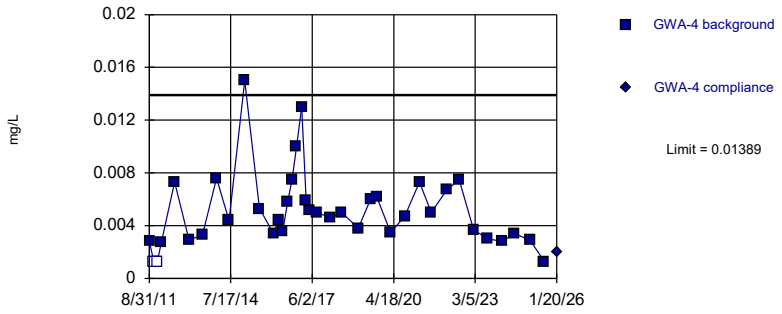


Background Data Summary (based on square root transformation): Mean=0.06916, Std. Dev.=0.01896, n=38, 5.263% NDs. Normality test: Shapiro Wilk @alpha = 0.01, calculated = 0.9516, critical = 0.916. Kappa = 2.568 (c=16, w=29, 1 of 2, event alpha = 0.05132). Report alpha = 0.0001135.

Constituent: Cobalt Analysis Run 3/31/2026 5:59 AM View: Appendix I
Plant Wansley Client: Southern Company Data: Wansley Landfill

Sanitas™ v.10.1.06 Software licensed to Groundwater Stats Consulting. UG
Hollow symbols indicate censored values.
Within Limit

## Prediction Limit

Intrawell Non-parametric

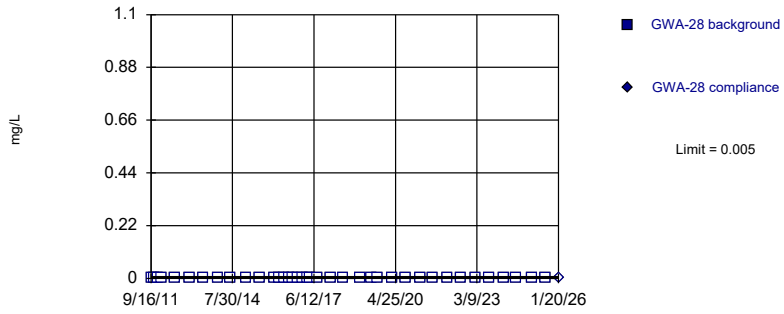


Non-parametric test used in lieu of parametric prediction limit because censored data exceeded 50%. All background values (n = 38) were censored; limit is most recent reporting limit. Well-constituent pair annual alpha = 0.002586. Individual comparison alpha = 0.001294 (1 of 2).

Constituent: Cobalt Analysis Run 3/31/2026 5:59 AM View: Appendix I
Plant Wansley Client: Southern Company Data: Wansley Landfill

Sanitas™ v.10.1.06 Software licensed to Groundwater Stats Consulting. UG
Hollow symbols indicate censored values.
Within Limit

## Prediction Limit

Intrawell Non-parametric

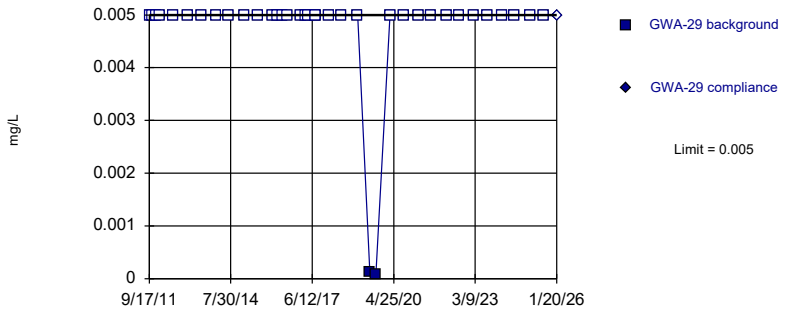


Non-parametric test used in lieu of parametric prediction limit because censored data exceeded 50%. Limit is highest of 37 background values. 94.59% NDs. Well-constituent pair annual alpha = 0.002721. Individual comparison alpha = 0.001361 (1 of 2).

Constituent: Cobalt Analysis Run 3/31/2026 5:59 AM View: Appendix I
Plant Wansley Client: Southern Company Data: Wansley Landfill

Sanitas™ v.10.1.06 Software licensed to Groundwater Stats Consulting. UG
Within Limit

## Prediction Limit

Intrawell Parametric

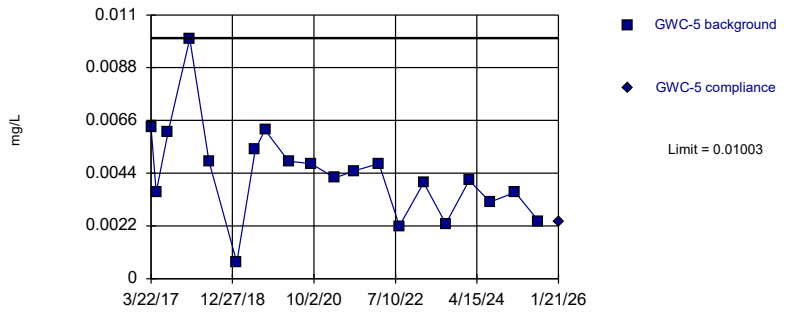


Background Data Summary: Mean=0.004409, Std. Dev.=0.00196, n=20. Normality test: Shapiro Wilk @alpha = 0.01, calculated = 0.9359, critical = 0.868. Kappa = 2.869 (c=16, w=29, 1 of 2, event alpha = 0.05132). Report alpha = 0.0001135.

Constituent: Cobalt Analysis Run 3/31/2026 6:00 AM View: Appendix I
Plant Wansley Client: Southern Company Data: Wansley Landfill

Sanitas™ v.10.1.06 Software licensed to Groundwater Stats Consulting. UG
Within Limit

## Prediction Limit

Intrawell Parametric

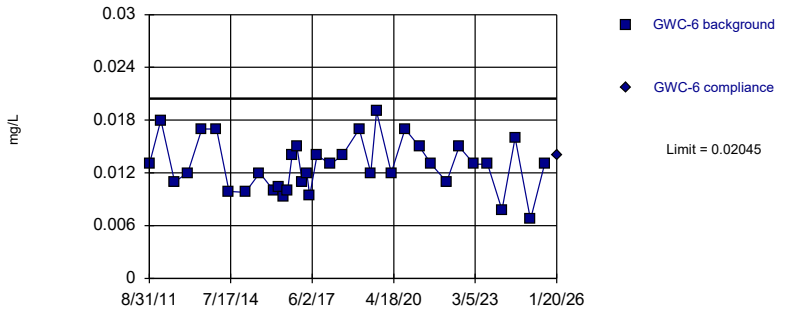


Background Data Summary: Mean=0.01284, Std. Dev.=0.002944, n=36. Normality test: Shapiro Wilk @alpha = 0.01, calculated = 0.974, critical = 0.912. Kappa = 2.584 (c=16, w=29, 1 of 2, event alpha = 0.05132). Report alpha = 0.0001135.

Constituent: Cobalt Analysis Run 3/31/2026 6:00 AM View: Appendix I
Plant Wansley Client: Southern Company Data: Wansley Landfill

Sanitas™ v.10.1.06 Software licensed to Groundwater Stats Consulting. UG
Within Limit

## Prediction Limit

Intrawell Parametric

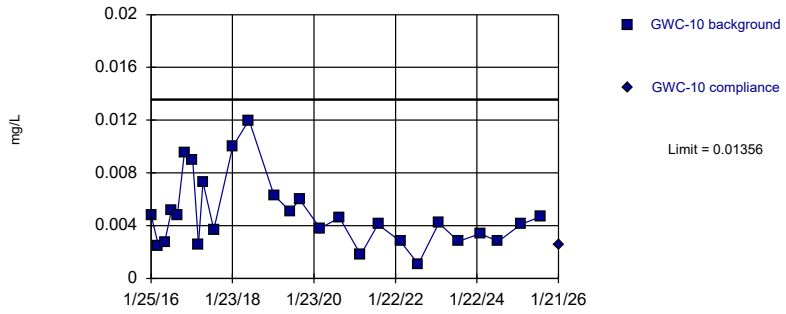


Background Data Summary (based on square root transformation): Mean=0.06755, Std. Dev.=0.01811, n=27. Normality test: Shapiro Wilk @alpha = 0.01, calculated = 0.9582, critical = 0.894. Kappa = 2.699 (c=16, w=29, 1 of 2, event alpha = 0.05132). Report alpha = 0.0001135.

Constituent: Cobalt Analysis Run 3/31/2026 6:00 AM View: Appendix I
Plant Wansley Client: Southern Company Data: Wansley Landfill

Sanitas™ v.10.1.06 Software licensed to Groundwater Stats Consulting. UG

Within Limit

## Prediction Limit

Intrawell Parametric

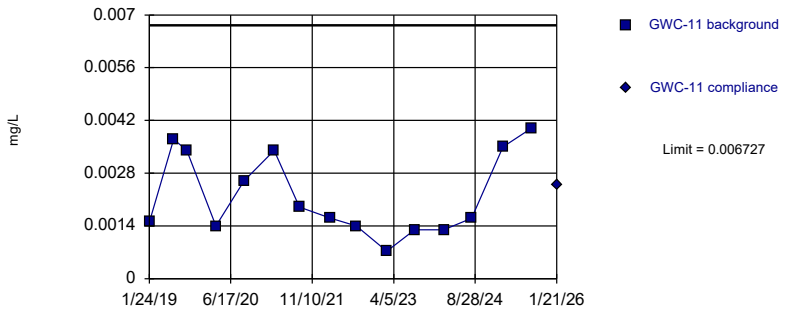


Background Data Summary (based on square root transformation): Mean=0.04581, Std. Dev.=0.01151, n=15. Normality test: Shapiro Wilk @alpha = 0.05, calculated = 0.8889, critical = 0.881. Kappa = 3.147 (c=16, w=29, 1 of 2, event alpha = 0.05132). Report alpha = 0.0001135.

Constituent: Cobalt Analysis Run 3/31/2026 6:00 AM View: Appendix I

Plant Wansley Client: Southern Company Data: Wansley Landfill

Sanitas™ v.10.1.06 Software licensed to Groundwater Stats Consulting. UG

Hollow symbols indicate censored values.

Within Limit

## Prediction Limit

Intrawell Non-parametric

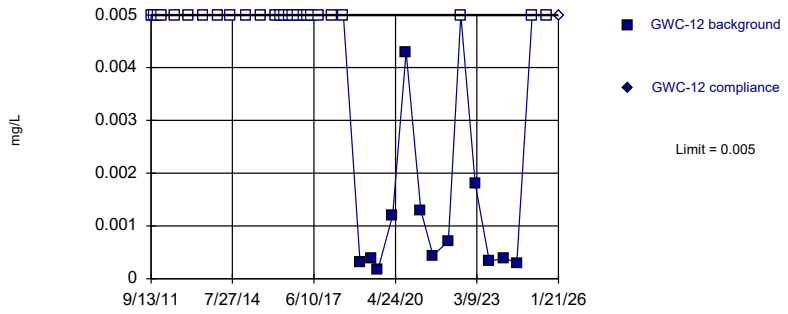


Non-parametric test used in lieu of parametric prediction limit because censored data exceeded 50%. Limit is highest of 38 background values. 68.42% NDs. Well-constituent pair annual alpha = 0.002586. Individual comparison alpha = 0.001294 (1 of 2).

Constituent: Cobalt Analysis Run 3/31/2026 6:00 AM View: Appendix I

Plant Wansley Client: Southern Company Data: Wansley Landfill

Sanitas™ v.10.1.06 Software licensed to Groundwater Stats Consulting. UG

Within Limit

## Prediction Limit

Intrawell Parametric

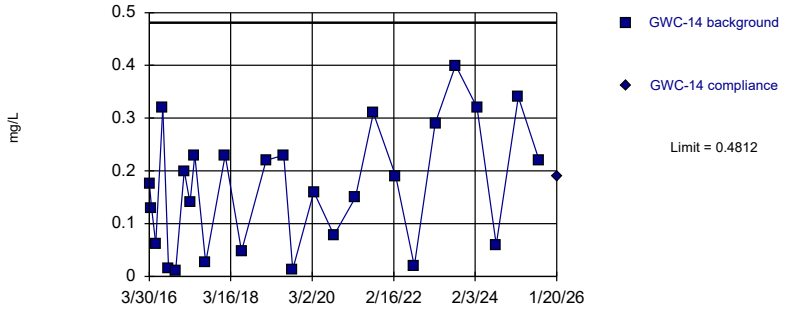


Background Data Summary: Mean=0.1699, Std. Dev.=0.1154, n=27. Normality test: Shapiro Wilk @alpha = 0.01, calculated = 0.9412, critical = 0.894. Kappa = 2.699 (c=16, w=29, 1 of 2, event alpha = 0.05132). Report alpha = 0.0001135.

Constituent: Cobalt Analysis Run 3/31/2026 6:00 AM View: Appendix I

Plant Wansley Client: Southern Company Data: Wansley Landfill

Sanitas™ v.10.1.06 Software licensed to Groundwater Stats Consulting. UG

Hollow symbols indicate censored values.

Within Limit

## Prediction Limit

Intrawell Non-parametric

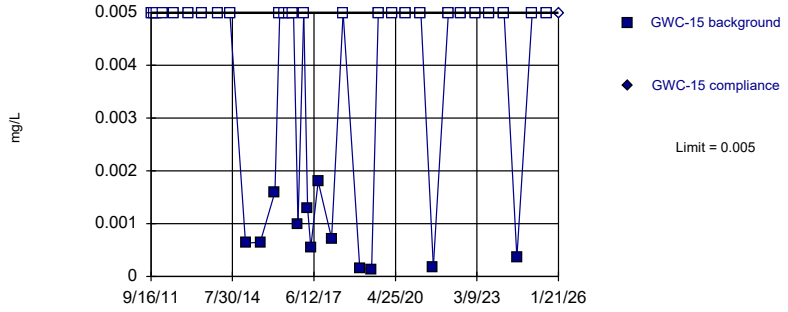


Non-parametric test used in lieu of parametric prediction limit because censored data exceeded 50%. Limit is highest of 38 background values. 68.42% NDs. Well-constituent pair annual alpha = 0.002586. Individual comparison alpha = 0.001294 (1 of 2).

Constituent: Cobalt Analysis Run 3/31/2026 6:00 AM View: Appendix I

Plant Wansley Client: Southern Company Data: Wansley Landfill

Sanitas™ v.10.1.06 Software licensed to Groundwater Stats Consulting. UG
Hollow symbols indicate censored values.
Within Limit

## Prediction Limit

Intrawell Non-parametric

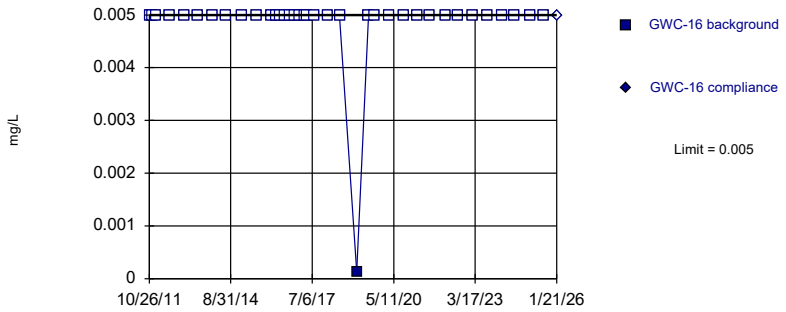


Non-parametric test used in lieu of parametric prediction limit because censored data exceeded 50%. Limit is highest of 37 background values. 97.3% NDs. Well-constituent pair annual alpha = 0.002721. Individual comparison alpha = 0.001361 (1 of 2).

Constituent: Cobalt Analysis Run 3/31/2026 6:00 AM View: Appendix I
Plant Wansley Client: Southern Company Data: Wansley Landfill

Sanitas™ v.10.1.06 Software licensed to Groundwater Stats Consulting. UG
Hollow symbols indicate censored values.
Within Limit

## Prediction Limit

Intrawell Non-parametric

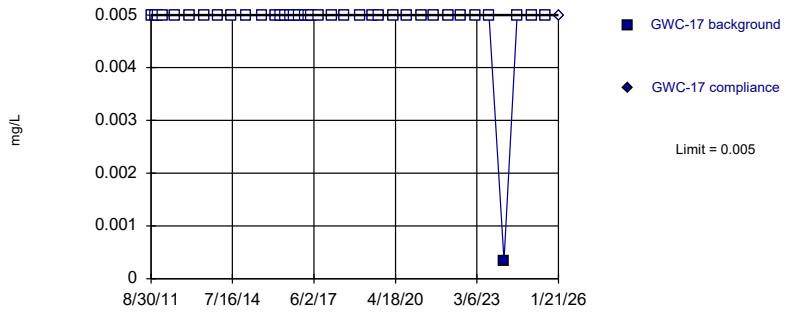


Non-parametric test used in lieu of parametric prediction limit because censored data exceeded 50%. Limit is highest of 38 background values. 97.37% NDs. Well-constituent pair annual alpha = 0.002586. Individual comparison alpha = 0.001294 (1 of 2).

Constituent: Cobalt Analysis Run 3/31/2026 6:00 AM View: Appendix I
Plant Wansley Client: Southern Company Data: Wansley Landfill

Sanitas™ v.10.1.06 Software licensed to Groundwater Stats Consulting. UG
Hollow symbols indicate censored values.
Within Limit

## Prediction Limit

Intrawell Non-parametric

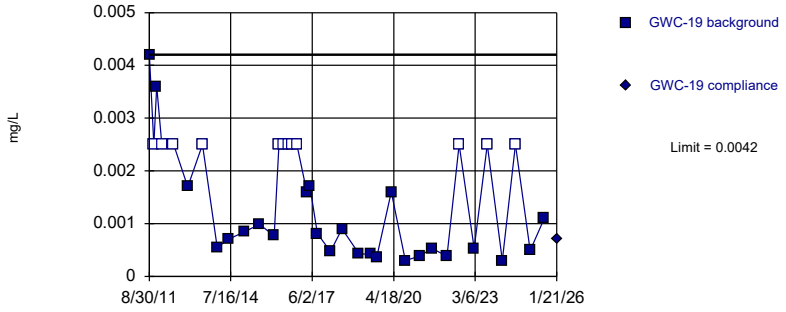


Non-parametric test used in lieu of parametric prediction limit because the Shapiro Wilk normality test showed the data to be non-normal at the 0.01 alpha level. Limit is highest of 37 background values. 32.43% NDs. Well-constituent pair annual alpha = 0.002721. Individual comparison alpha = 0.001361 (1 of 2).

Constituent: Cobalt Analysis Run 3/31/2026 6:00 AM View: Appendix I
Plant Wansley Client: Southern Company Data: Wansley Landfill

Sanitas™ v.10.1.06 Software licensed to Groundwater Stats Consulting. UG
Hollow symbols indicate censored values.
Within Limit

## Prediction Limit

Intrawell Non-parametric

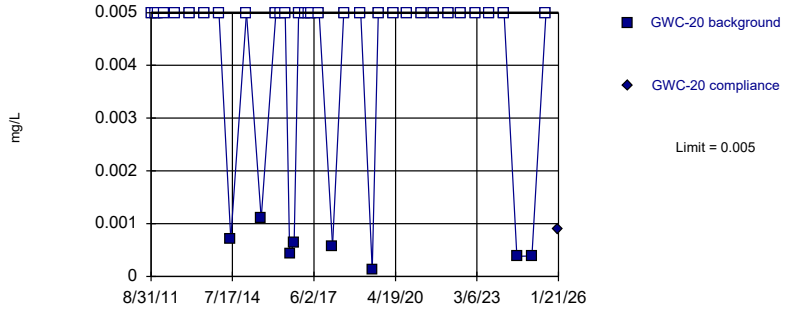


Non-parametric test used in lieu of parametric prediction limit because censored data exceeded 50%. Limit is highest of 38 background values. 78.95% NDs. Well-constituent pair annual alpha = 0.002586. Individual comparison alpha = 0.001294 (1 of 2).

Constituent: Cobalt Analysis Run 3/31/2026 6:00 AM View: Appendix I
Plant Wansley Client: Southern Company Data: Wansley Landfill

Sanitas™ v.10.1.06 Software licensed to Groundwater Stats Consulting. UG
Hollow symbols indicate censored values.
Within Limit

## Prediction Limit

Intrawell Parametric

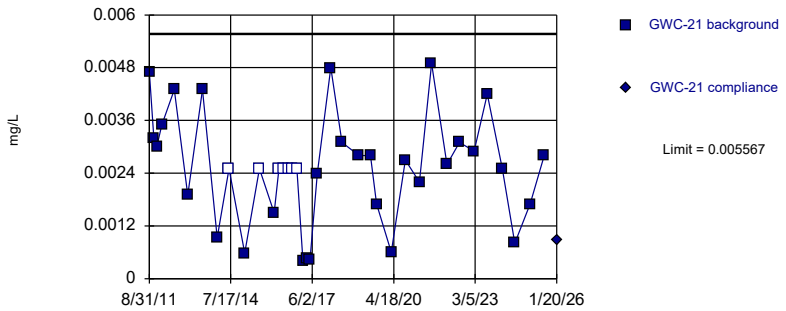


Background Data Summary (after Kaplan-Meier Adjustment): Mean=0.002041, Std. Dev.=0.001373, n=38, 18.42% NDs. Normality test: Shapiro Wilk @alpha = 0.01, calculated = 0.9336, critical = 0.916. Kappa = 2.568 (c=16, w=29, 1 of 2, event alpha = 0.05132). Report alpha = 0.0001135.

Constituent: Cobalt Analysis Run 3/31/2026 6:00 AM View: Appendix I
Plant Wansley Client: Southern Company Data: Wansley Landfill

Sanitas™ v.10.1.06 Software licensed to Groundwater Stats Consulting. UG
Hollow symbols indicate censored values.
Within Limit

## Prediction Limit

Intrawell Non-parametric

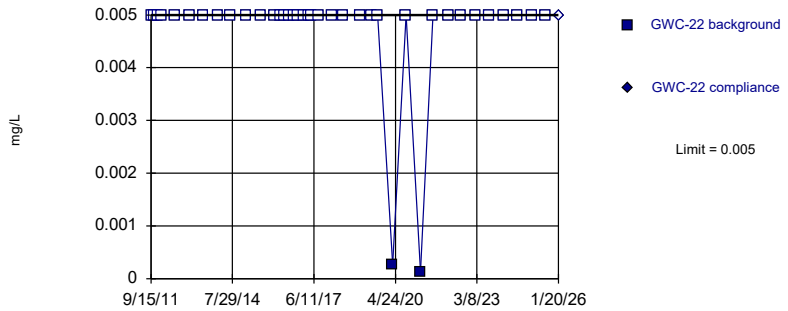


Non-parametric test used in lieu of parametric prediction limit because censored data exceeded 50%. Limit is highest of 38 background values. 94.74% NDs. Well-constituent pair annual alpha = 0.002586. Individual comparison alpha = 0.001294 (1 of 2).

Constituent: Cobalt Analysis Run 3/31/2026 6:00 AM View: Appendix I
Plant Wansley Client: Southern Company Data: Wansley Landfill

Sanitas™ v.10.1.06 Software licensed to Groundwater Stats Consulting. UG
Hollow symbols indicate censored values.
Within Limit

## Prediction Limit

Intrawell Non-parametric

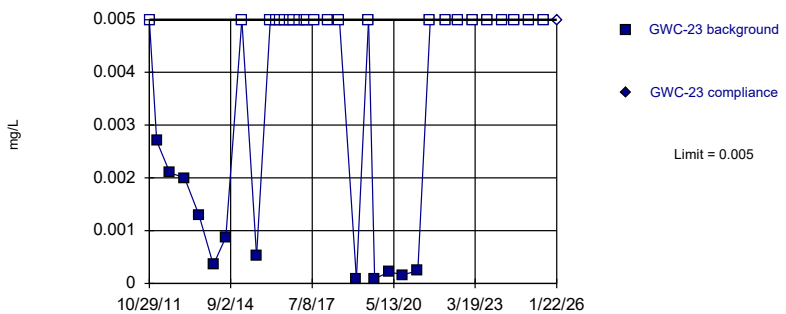


Non-parametric test used in lieu of parametric prediction limit because censored data exceeded 50%. Limit is highest of 36 background values. 66.67% NDs. Well-constituent pair annual alpha = 0.002856. Individual comparison alpha = 0.001429 (1 of 2).

Constituent: Cobalt Analysis Run 3/31/2026 6:00 AM View: Appendix I
Plant Wansley Client: Southern Company Data: Wansley Landfill

Sanitas™ v.10.1.06 Software licensed to Groundwater Stats Consulting. UG
Hollow symbols indicate censored values.
Within Limit

## Prediction Limit

Intrawell Parametric

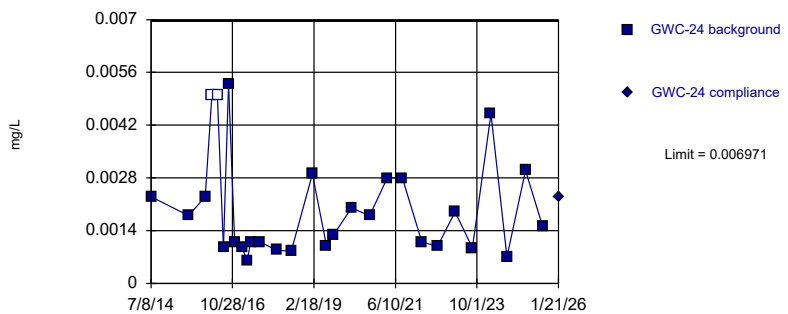


Background Data Summary (based on cube root transformation): Mean=0.1208, Std. Dev.=0.02637, n=29, 6.897% NDs. Normality test: Shapiro Wilk @alpha = 0.01, calculated = 0.9017, critical = 0.898. Kappa = 2.665 (c=16, w=29, 1 of 2, event alpha = 0.05132). Report alpha = 0.0001135.

Constituent: Cobalt Analysis Run 3/31/2026 6:00 AM View: Appendix I
Plant Wansley Client: Southern Company Data: Wansley Landfill

Sanitas™ v.10.1.06 Software licensed to Groundwater Stats Consulting. UG
Hollow symbols indicate censored values.
Within Limit

## Prediction Limit

Intrawell Parametric

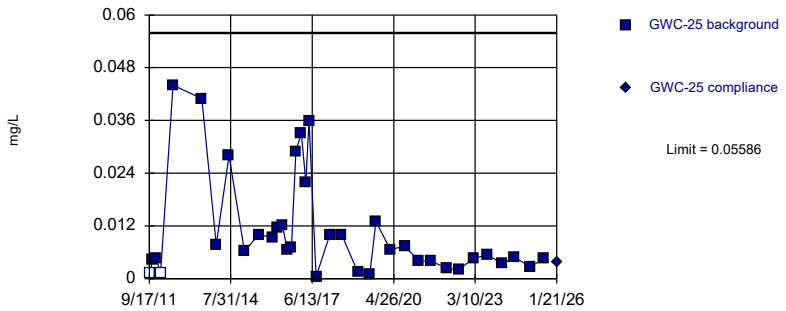


Background Data Summary (based on cube root transformation): Mean=0.1976, Std. Dev.=0.07169, n=37, 5.405% NDs. Normality test: Shapiro Wilk @alpha = 0.01, calculated = 0.9343, critical = 0.914. Kappa = 2.576 (c=16, w=29, 1 of 2, event alpha = 0.05132). Report alpha = 0.0001135.

Constituent: Cobalt Analysis Run 3/31/2026 6:00 AM View: Appendix I
Plant Wansley Client: Southern Company Data: Wansley Landfill

Sanitas™ v.10.1.06 Software licensed to Groundwater Stats Consulting. UG
Hollow symbols indicate censored values.
Within Limit

## Prediction Limit

Intrawell Non-parametric

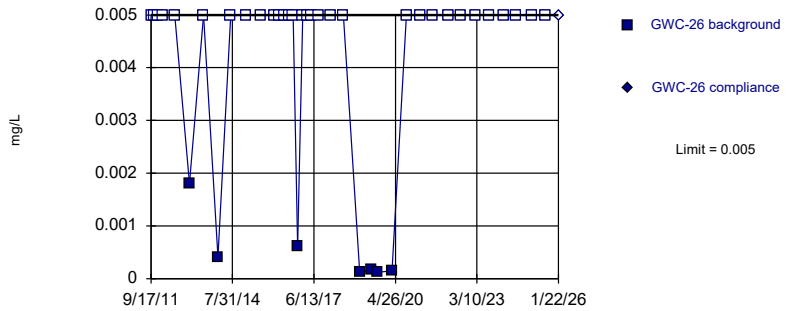


Non-parametric test used in lieu of parametric prediction limit because censored data exceeded 50%. Limit is highest of 38 background values. 81.58% NDs. Well-constituent pair annual alpha = 0.002586. Individual comparison alpha = 0.001294 (1 of 2).

Constituent: Cobalt Analysis Run 3/31/2026 6:00 AM View: Appendix I
Plant Wansley Client: Southern Company Data: Wansley Landfill

Sanitas™ v.10.1.06 Software licensed to Groundwater Stats Consulting. UG
Hollow symbols indicate censored values.
Within Limit

## Prediction Limit

Intrawell Parametric

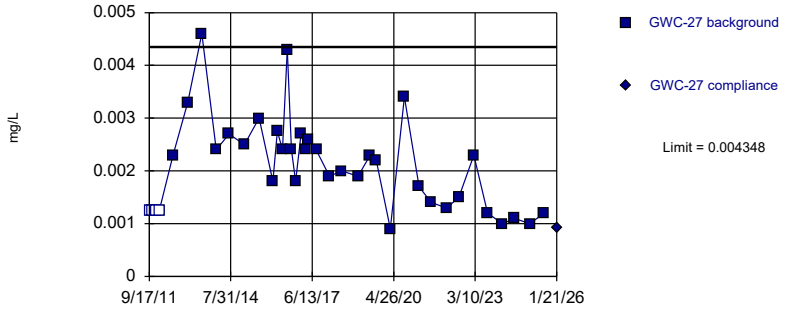


Background Data Summary: Mean=0.002096, Std. Dev.=0.0008769, n=38, 10.53% NDs. Normality test: Shapiro Wilk @alpha = 0.01, calculated = 0.9177, critical = 0.916. Kappa = 2.568 (c=16, w=29, 1 of 2, event alpha = 0.05132). Report alpha = 0.0001135.

Constituent: Cobalt Analysis Run 3/31/2026 6:00 AM View: Appendix I
Plant Wansley Client: Southern Company Data: Wansley Landfill

Sanitas™ v.10.1.06 Software licensed to Groundwater Stats Consulting. UG
Hollow symbols indicate censored values.
Within Limit

## Prediction Limit

Intrawell Non-parametric

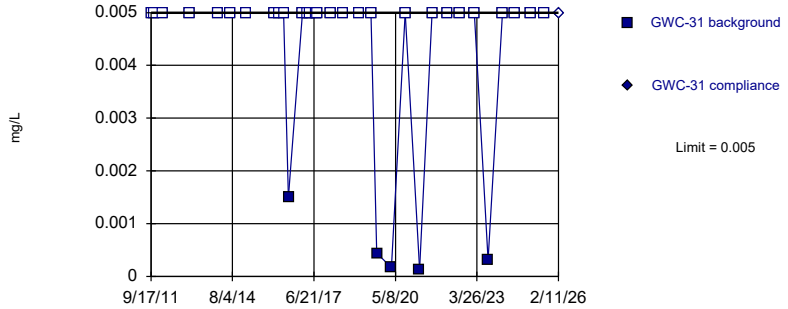


Non-parametric test used in lieu of parametric prediction limit because censored data exceeded 50%. Limit is highest of 33 background values. 84.85% NDs. Well-constituent pair annual alpha = 0.003399. Individual comparison alpha = 0.001701 (1 of 2).

Constituent: Cobalt Analysis Run 3/31/2026 6:00 AM View: Appendix I
Plant Wansley Client: Southern Company Data: Wansley Landfill

Sanitas™ v.10.1.06 Software licensed to Groundwater Stats Consulting. UG
Hollow symbols indicate censored values.
Within Limit

## Prediction Limit

Intrawell Non-parametric

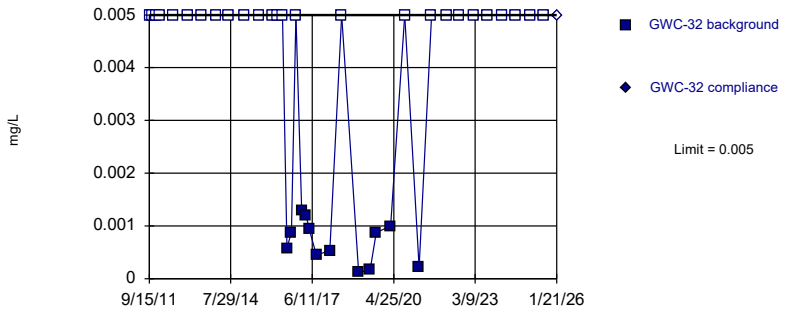


Non-parametric test used in lieu of parametric prediction limit because censored data exceeded 50%. Limit is highest of 38 background values. 68.42% NDs. Well-constituent pair annual alpha = 0.002586. Individual comparison alpha = 0.001294 (1 of 2).

Constituent: Cobalt Analysis Run 3/31/2026 6:00 AM View: Appendix I
Plant Wansley Client: Southern Company Data: Wansley Landfill

Sanitas™ v.10.1.06 Software licensed to Groundwater Stats Consulting. UG
Hollow symbols indicate censored values.
Within Limit

## Prediction Limit

Intrawell Non-parametric

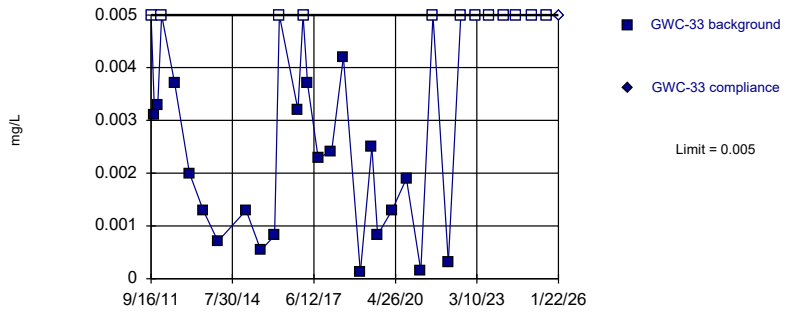


Non-parametric test used in lieu of parametric prediction limit because the Shapiro Wilk normality test showed the data to be non-normal at the 0.01 alpha level. Limit is highest of 33 background values. 36.36% NDs. Well-constituent pair annual alpha = 0.003399. Individual comparison alpha = 0.001701 (1 of 2).

Constituent: Cobalt Analysis Run 3/31/2026 6:00 AM View: Appendix I
Plant Wansley Client: Southern Company Data: Wansley Landfill

Sanitas™ v.10.1.06 Software licensed to Groundwater Stats Consulting. UG
Hollow symbols indicate censored values.
Within Limit

## Prediction Limit

Intrawell Non-parametric

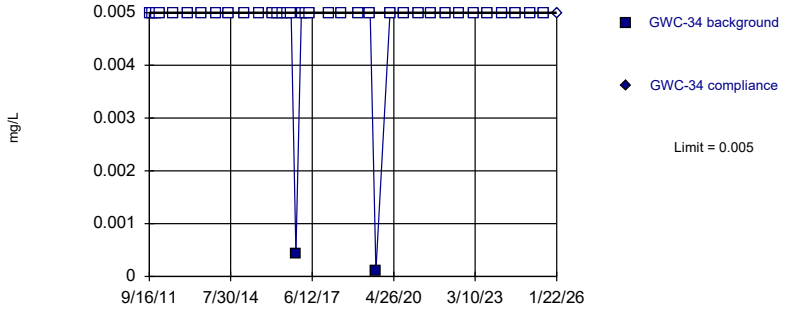


Non-parametric test used in lieu of parametric prediction limit because censored data exceeded 50%. Limit is highest of 37 background values. 94.59% NDs. Well-constituent pair annual alpha = 0.002721. Individual comparison alpha = 0.001361 (1 of 2).

Constituent: Cobalt Analysis Run 3/31/2026 6:00 AM View: Appendix I
Plant Wansley Client: Southern Company Data: Wansley Landfill

Sanitas™ v.10.1.06 Software licensed to Groundwater Stats Consulting. UG
Hollow symbols indicate censored values.
Within Limit

## Prediction Limit

Intrawell Non-parametric

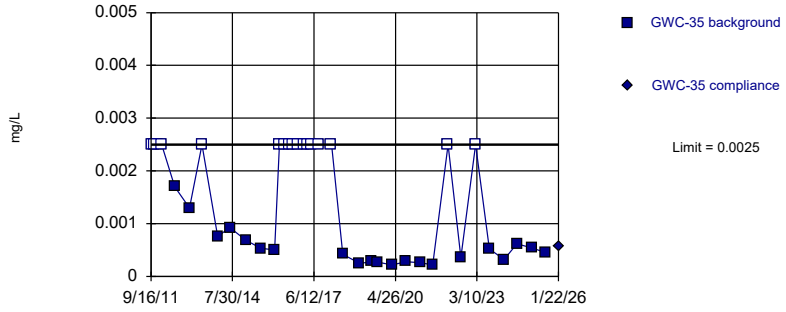


Non-parametric test used in lieu of parametric prediction limit because the Shapiro Wilk normality test showed the data to be non-normal at the 0.01 alpha level. Limit is highest of 38 background values. 42.11% NDs. Well-constituent pair annual alpha = 0.002586. Individual comparison alpha = 0.001294 (1 of 2).

Constituent: Cobalt Analysis Run 3/31/2026 6:00 AM View: Appendix I
Plant Wansley Client: Southern Company Data: Wansley Landfill

Sanitas™ v.10.1.06 Software licensed to Groundwater Stats Consulting. UG
Hollow symbols indicate censored values.
Within Limit

## Prediction Limit

Intrawell Non-parametric

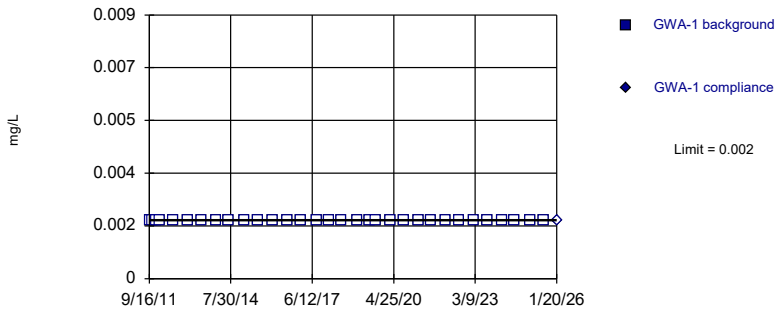


Non-parametric test used in lieu of parametric prediction limit because censored data exceeded 50%. All background values (n = 32) were censored; limit is most recent reporting limit. Well-constituent pair annual alpha = 0.003603. Individual comparison alpha = 0.001803 (1 of 2).

Constituent: Copper Analysis Run 3/31/2026 6:00 AM View: Appendix I
Plant Wansley Client: Southern Company Data: Wansley Landfill

Sanitas™ v.10.1.06 Software licensed to Groundwater Stats Consulting. UG
Hollow symbols indicate censored values.
Within Limit

## Prediction Limit

Intrawell Non-parametric

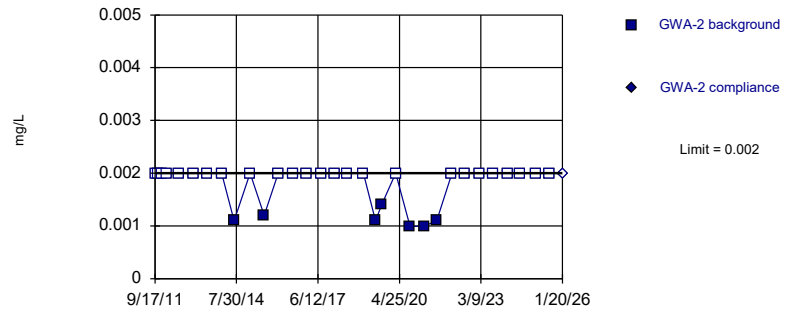


Non-parametric test used in lieu of parametric prediction limit because censored data exceeded 50%. Limit is highest of 32 background values. 78.13% NDs. Well-constituent pair annual alpha = 0.003603. Individual comparison alpha = 0.001803 (1 of 2).

Constituent: Copper Analysis Run 3/31/2026 6:00 AM View: Appendix I
Plant Wansley Client: Southern Company Data: Wansley Landfill

Sanitas™ v.10.1.06 Software licensed to Groundwater Stats Consulting. UG
Hollow symbols indicate censored values.
Within Limit

## Prediction Limit

Intrawell Parametric

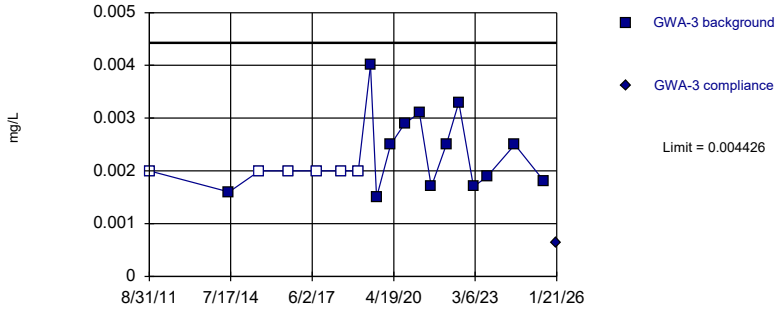


Background Data Summary (based on cube root transformation) (after Kaplan-Meier Adjustment): Mean=0.126, Std. Dev.=0.01311, n=19, 31.58% NDs. Normality test: Shapiro Wilk @alpha = 0.05, calculated = 0.9064, critical = 0.901. Kappa = 2.916 (c=16, w=29, 1 of 2, event alpha = 0.05132). Report alpha = 0.0001135.

Constituent: Copper Analysis Run 3/31/2026 6:00 AM View: Appendix I
Plant Wansley Client: Southern Company Data: Wansley Landfill

Sanitas™ v.10.1.06 Software licensed to Groundwater Stats Consulting. UG
Hollow symbols indicate censored values.
Within Limit

## Prediction Limit

Intrawell Non-parametric

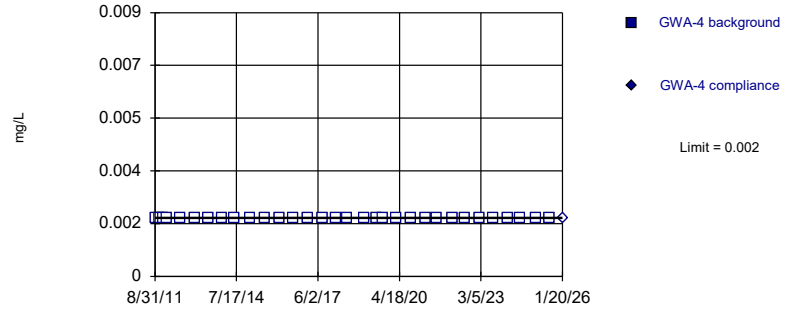


Non-parametric test used in lieu of parametric prediction limit because censored data exceeded 50%. All background values (n = 32) were censored; limit is most recent reporting limit. Well-constituent pair annual alpha = 0.003603. Individual comparison alpha = 0.001803 (1 of 2).

Constituent: Copper Analysis Run 3/31/2026 6:00 AM View: Appendix I
Plant Wansley Client: Southern Company Data: Wansley Landfill

Sanitas™ v.10.1.06 Software licensed to Groundwater Stats Consulting. UG
Hollow symbols indicate censored values.
Within Limit

## Prediction Limit

Intrawell Non-parametric

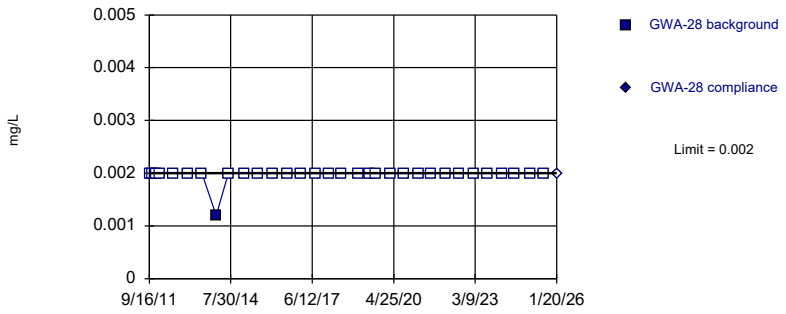


Non-parametric test used in lieu of parametric prediction limit because censored data exceeded 50%. Limit is highest of 32 background values. 96.88% NDs. Well-constituent pair annual alpha = 0.003603. Individual comparison alpha = 0.001803 (1 of 2).

Constituent: Copper Analysis Run 3/31/2026 6:00 AM View: Appendix I
Plant Wansley Client: Southern Company Data: Wansley Landfill

Sanitas™ v.10.1.06 Software licensed to Groundwater Stats Consulting. UG
Hollow symbols indicate censored values.
Within Limit

## Prediction Limit

Intrawell Parametric

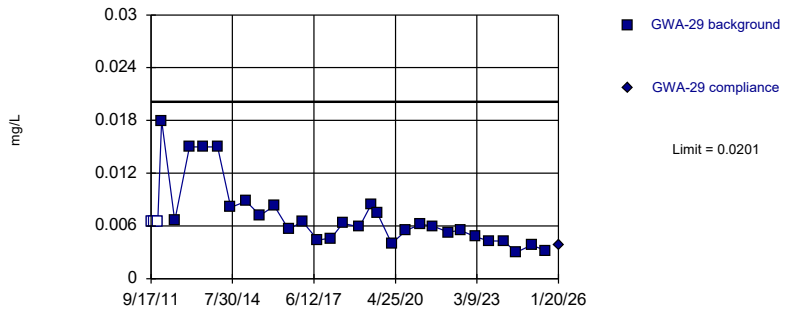


Background Data Summary (based on natural log transformation): Mean=-5.052, Std. Dev.=0.4361, n=32, 9.375% NDs. Normality test: Shapiro Wilk @alpha = 0.01, calculated = 0.9309, critical = 0.904. Kappa = 2.625 (c=16, w=29, 1 of 2, event alpha = 0.05132). Report alpha = 0.0001135.

Constituent: Copper Analysis Run 3/31/2026 6:00 AM View: Appendix I
Plant Wansley Client: Southern Company Data: Wansley Landfill

Sanitas™ v.10.1.06 Software licensed to Groundwater Stats Consulting. UG
Hollow symbols indicate censored values.
Within Limit

## Prediction Limit

Intrawell Non-parametric

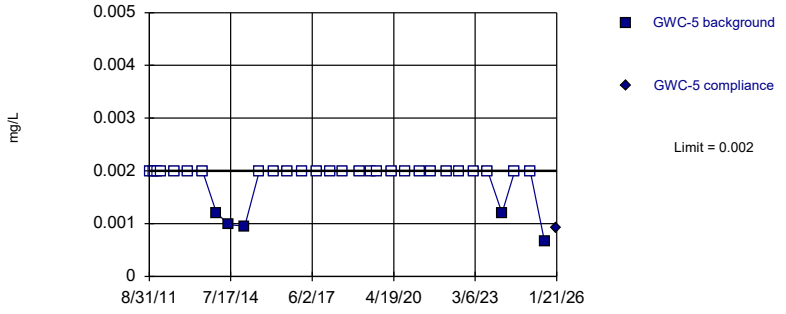


Non-parametric test used in lieu of parametric prediction limit because censored data exceeded 50%. Limit is highest of 32 background values. 84.38% NDs. Well-constituent pair annual alpha = 0.003603. Individual comparison alpha = 0.001803 (1 of 2).

Constituent: Copper Analysis Run 3/31/2026 6:00 AM View: Appendix I
Plant Wansley Client: Southern Company Data: Wansley Landfill

Sanitas™ v.10.1.06 Software licensed to Groundwater Stats Consulting. UG
Hollow symbols indicate censored values.
Within Limit

## Prediction Limit

Intrawell Non-parametric

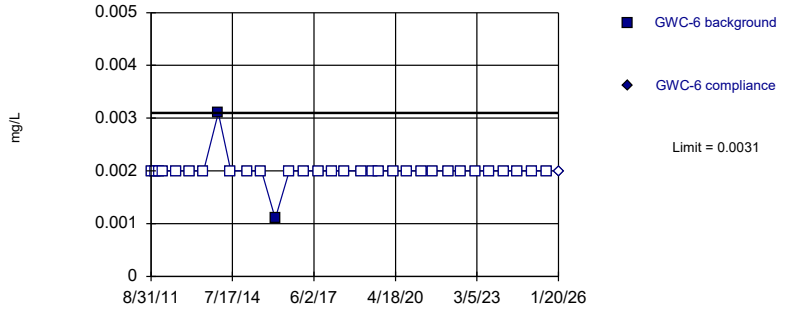


Non-parametric test used in lieu of parametric prediction limit because censored data exceeded 50%. Limit is highest of 32 background values. 93.75% NDs. Well-constituent pair annual alpha = 0.003603. Individual comparison alpha = 0.001803 (1 of 2).

Constituent: Copper Analysis Run 3/31/2026 6:00 AM View: Appendix I
Plant Wansley Client: Southern Company Data: Wansley Landfill

Sanitas™ v.10.1.06 Software licensed to Groundwater Stats Consulting. UG
Hollow symbols indicate censored values.
Within Limit

## Prediction Limit

Intrawell Non-parametric

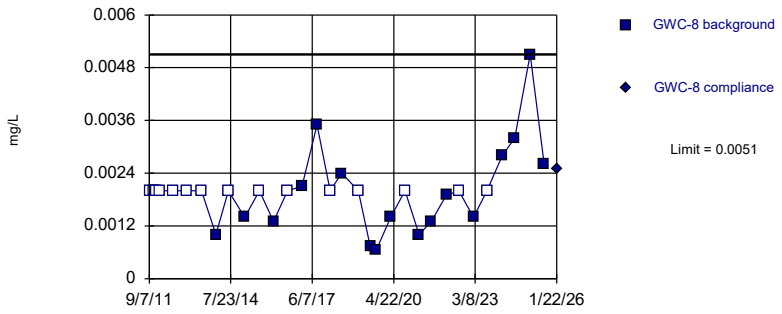


Non-parametric test used in lieu of parametric prediction limit because the Shapiro Wilk normality test showed the data to be non-normal at the 0.01 alpha level. Limit is highest of 32 background values. 46.88% NDs. Well-constituent pair annual alpha = 0.003603. Individual comparison alpha = 0.001803 (1 of 2).

Constituent: Copper Analysis Run 3/31/2026 6:00 AM View: Appendix I
Plant Wansley Client: Southern Company Data: Wansley Landfill

Sanitas™ v.10.1.06 Software licensed to Groundwater Stats Consulting. UG
Hollow symbols indicate censored values.
Within Limit

## Prediction Limit

Intrawell Non-parametric

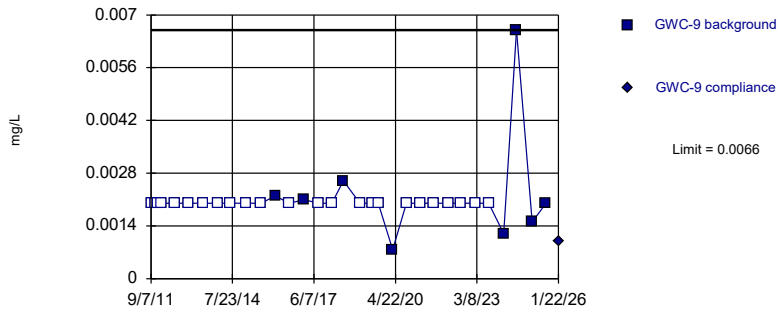


Non-parametric test used in lieu of parametric prediction limit because censored data exceeded 50%. Limit is highest of 32 background values. 75% NDs. Well-constituent pair annual alpha = 0.003603. Individual comparison alpha = 0.001803 (1 of 2).

Constituent: Copper Analysis Run 3/31/2026 6:00 AM View: Appendix I
Plant Wansley Client: Southern Company Data: Wansley Landfill

Sanitas™ v.10.1.06 Software licensed to Groundwater Stats Consulting. UG
Hollow symbols indicate censored values.
Within Limit

## Prediction Limit

Intrawell Non-parametric

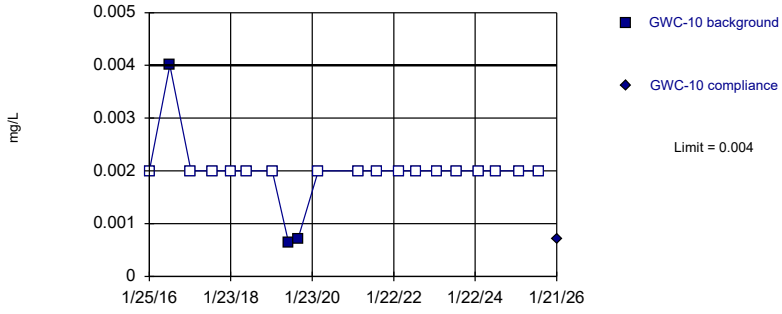


Non-parametric test used in lieu of parametric prediction limit because censored data exceeded 50%. Limit is highest of 20 background values. 85% NDs. Well-constituent pair annual alpha = 0.008564. Individual comparison alpha = 0.004291 (1 of 2).

Constituent: Copper Analysis Run 3/31/2026 6:00 AM View: Appendix I
Plant Wansley Client: Southern Company Data: Wansley Landfill

Sanitas™ v.10.1.06 Software licensed to Groundwater Stats Consulting. UG
Hollow symbols indicate censored values.
Within Limit

## Prediction Limit

Intrawell Non-parametric

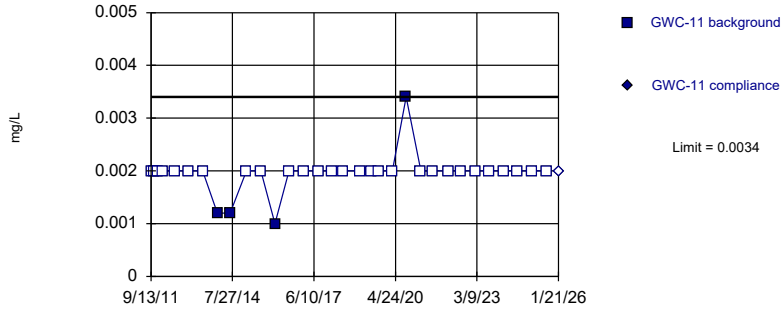


Non-parametric test used in lieu of parametric prediction limit because censored data exceeded 50%. Limit is highest of 32 background values. 87.5% NDs. Well-constituent pair annual alpha = 0.003603. Individual comparison alpha = 0.001803 (1 of 2).

Constituent: Copper Analysis Run 3/31/2026 6:00 AM View: Appendix I
Plant Wansley Client: Southern Company Data: Wansley Landfill

Sanitas™ v.10.1.06 Software licensed to Groundwater Stats Consulting. UG
Hollow symbols indicate censored values.
Within Limit

## Prediction Limit

Intrawell Non-parametric

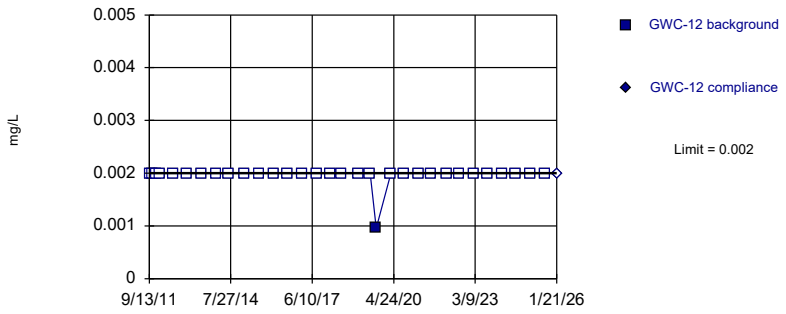


Non-parametric test used in lieu of parametric prediction limit because censored data exceeded 50%. Limit is highest of 32 background values. 96.88% NDs. Well-constituent pair annual alpha = 0.003603. Individual comparison alpha = 0.001803 (1 of 2).

Constituent: Copper Analysis Run 3/31/2026 6:00 AM View: Appendix I
Plant Wansley Client: Southern Company Data: Wansley Landfill

Sanitas™ v.10.1.06 Software licensed to Groundwater Stats Consulting. UG
Hollow symbols indicate censored values.
Within Limit

## Prediction Limit

Intrawell Non-parametric

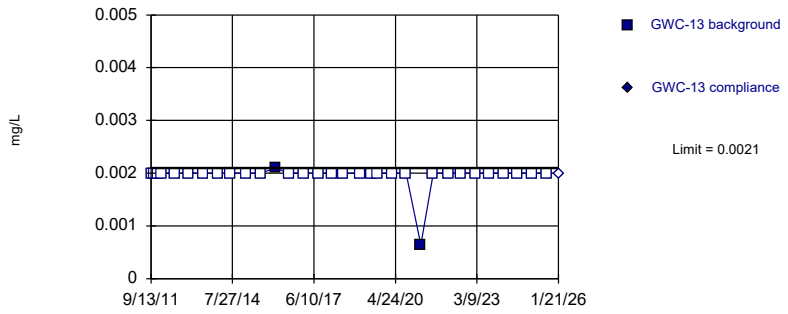


Non-parametric test used in lieu of parametric prediction limit because censored data exceeded 50%. Limit is highest of 32 background values. 93.75% NDs. Well-constituent pair annual alpha = 0.003603. Individual comparison alpha = 0.001803 (1 of 2).

Constituent: Copper Analysis Run 3/31/2026 6:00 AM View: Appendix I
Plant Wansley Client: Southern Company Data: Wansley Landfill

Sanitas™ v.10.1.06 Software licensed to Groundwater Stats Consulting. UG
Hollow symbols indicate censored values.
Within Limit

## Prediction Limit

Intrawell Non-parametric

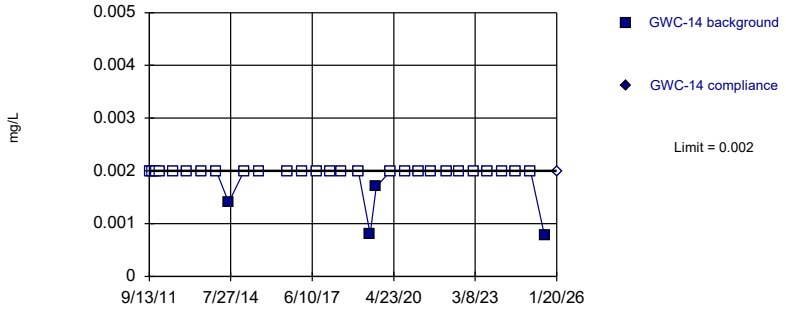


Non-parametric test used in lieu of parametric prediction limit because censored data exceeded 50%. Limit is highest of 31 background values. 87.1% NDs. Well-constituent pair annual alpha = 0.003807. Individual comparison alpha = 0.001905 (1 of 2).

Constituent: Copper Analysis Run 3/31/2026 6:00 AM View: Appendix I
Plant Wansley Client: Southern Company Data: Wansley Landfill

Sanitas™ v.10.1.06 Software licensed to Groundwater Stats Consulting. UG
Hollow symbols indicate censored values.
Within Limit

## Prediction Limit

Intrawell Non-parametric

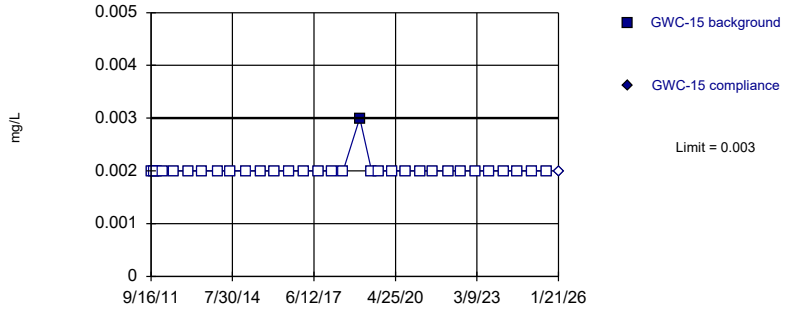


Non-parametric test used in lieu of parametric prediction limit because censored data exceeded 50%. Limit is highest of 32 background values. 96.88% NDs. Well-constituent pair annual alpha = 0.003603. Individual comparison alpha = 0.001803 (1 of 2).

Constituent: Copper Analysis Run 3/31/2026 6:00 AM View: Appendix I
Plant Wansley Client: Southern Company Data: Wansley Landfill

Sanitas™ v.10.1.06 Software licensed to Groundwater Stats Consulting. UG
Hollow symbols indicate censored values.
Within Limit

## Prediction Limit

Intrawell Non-parametric

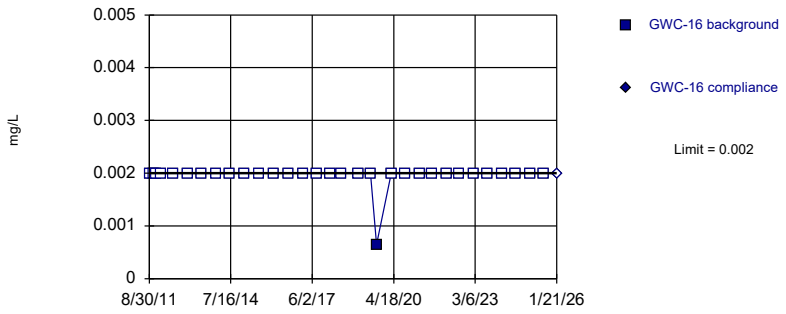


Non-parametric test used in lieu of parametric prediction limit because censored data exceeded 50%. Limit is highest of 32 background values. 96.88% NDs. Well-constituent pair annual alpha = 0.003603. Individual comparison alpha = 0.001803 (1 of 2).

Constituent: Copper Analysis Run 3/31/2026 6:00 AM View: Appendix I
Plant Wansley Client: Southern Company Data: Wansley Landfill

Sanitas™ v.10.1.06 Software licensed to Groundwater Stats Consulting. UG
Hollow symbols indicate censored values.
Within Limit

## Prediction Limit

Intrawell Non-parametric

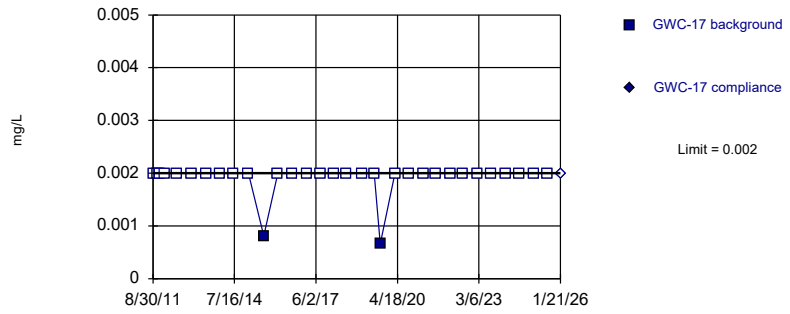


Non-parametric test used in lieu of parametric prediction limit because censored data exceeded 50%. Limit is highest of 32 background values. 93.75% NDs. Well-constituent pair annual alpha = 0.003603. Individual comparison alpha = 0.001803 (1 of 2).

Constituent: Copper Analysis Run 3/31/2026 6:00 AM View: Appendix I
Plant Wansley Client: Southern Company Data: Wansley Landfill

Sanitas™ v.10.1.06 Software licensed to Groundwater Stats Consulting. UG
Hollow symbols indicate censored values.
Within Limit

## Prediction Limit

Intrawell Non-parametric

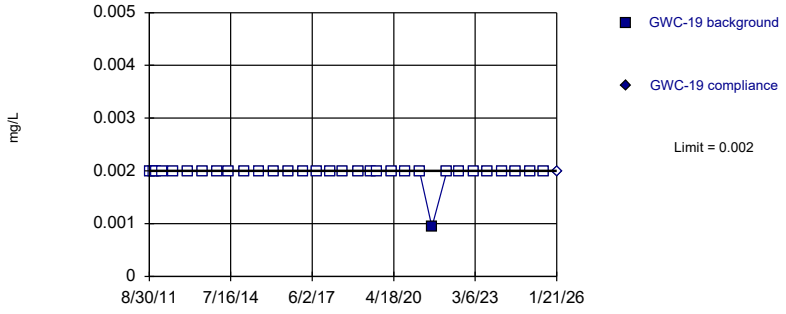


Non-parametric test used in lieu of parametric prediction limit because censored data exceeded 50%. Limit is highest of 32 background values. 96.88% NDs. Well-constituent pair annual alpha = 0.003603. Individual comparison alpha = 0.001803 (1 of 2).

Constituent: Copper Analysis Run 3/31/2026 6:00 AM View: Appendix I
Plant Wansley Client: Southern Company Data: Wansley Landfill

Sanitas™ v.10.1.06 Software licensed to Groundwater Stats Consulting. UG
Hollow symbols indicate censored values.
Within Limit

## Prediction Limit

Intrawell Non-parametric

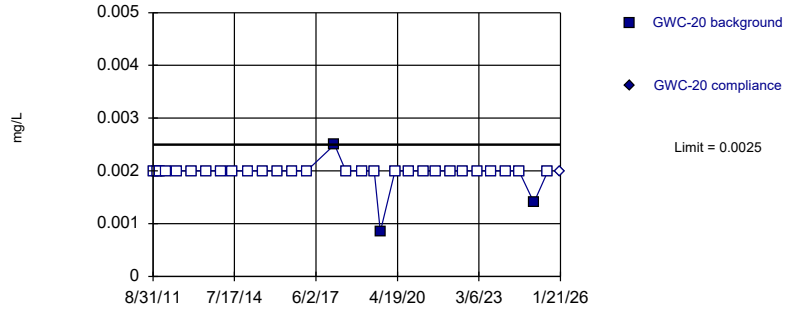


Non-parametric test used in lieu of parametric prediction limit because censored data exceeded 50%. Limit is highest of 31 background values. 90.32% NDs. Well-constituent pair annual alpha = 0.003807. Individual comparison alpha = 0.001905 (1 of 2).

Constituent: Copper Analysis Run 3/31/2026 6:00 AM View: Appendix I
Plant Wansley Client: Southern Company Data: Wansley Landfill

Sanitas™ v.10.1.06 Software licensed to Groundwater Stats Consulting. UG
Hollow symbols indicate censored values.
Within Limit

## Prediction Limit

Intrawell Non-parametric

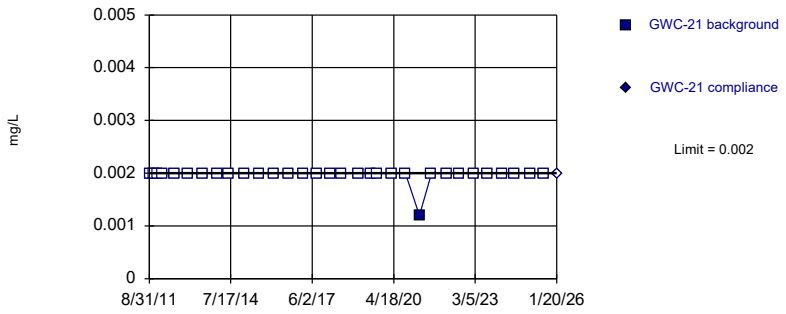


Non-parametric test used in lieu of parametric prediction limit because censored data exceeded 50%. Limit is highest of 32 background values. 96.88% NDs. Well-constituent pair annual alpha = 0.003603. Individual comparison alpha = 0.001803 (1 of 2).

Constituent: Copper Analysis Run 3/31/2026 6:00 AM View: Appendix I
Plant Wansley Client: Southern Company Data: Wansley Landfill

Sanitas™ v.10.1.06 Software licensed to Groundwater Stats Consulting. UG
Hollow symbols indicate censored values.
Within Limit

## Prediction Limit

Intrawell Non-parametric

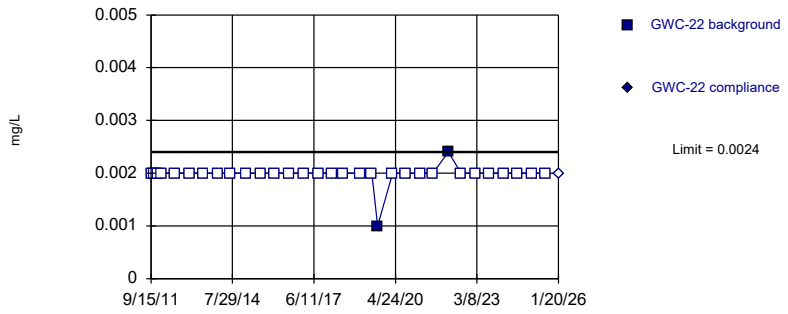


Non-parametric test used in lieu of parametric prediction limit because censored data exceeded 50%. Limit is highest of 32 background values. 93.75% NDs. Well-constituent pair annual alpha = 0.003603. Individual comparison alpha = 0.001803 (1 of 2).

Constituent: Copper Analysis Run 3/31/2026 6:00 AM View: Appendix I
Plant Wansley Client: Southern Company Data: Wansley Landfill

Sanitas™ v.10.1.06 Software licensed to Groundwater Stats Consulting. UG
Hollow symbols indicate censored values.
Within Limit

## Prediction Limit

Intrawell Non-parametric

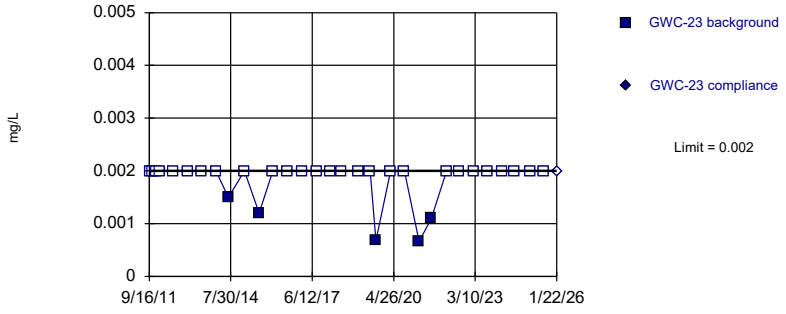


Non-parametric test used in lieu of parametric prediction limit because censored data exceeded 50%. Limit is highest of 32 background values. 84.38% NDs. Well-constituent pair annual alpha = 0.003603. Individual comparison alpha = 0.001803 (1 of 2).

Constituent: Copper Analysis Run 3/31/2026 6:00 AM View: Appendix I
Plant Wansley Client: Southern Company Data: Wansley Landfill

Sanitas™ v.10.1.06 Software licensed to Groundwater Stats Consulting. UG
Hollow symbols indicate censored values.
Within Limit

## Prediction Limit

Intrawell Non-parametric

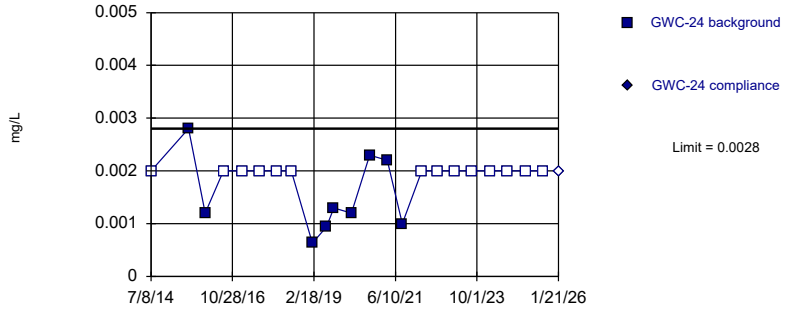


Non-parametric test used in lieu of parametric prediction limit because censored data exceeded 50%. Limit is highest of 23 background values. 60.87% NDs. Well-constituent pair annual alpha = 0.006819. Individual comparison alpha = 0.003415 (1 of 2).

Constituent: Copper Analysis Run 3/31/2026 6:01 AM View: Appendix I
Plant Wansley Client: Southern Company Data: Wansley Landfill

Sanitas™ v.10.1.06 Software licensed to Groundwater Stats Consulting. UG
Hollow symbols indicate censored values.
Within Limit

## Prediction Limit

Intrawell Non-parametric

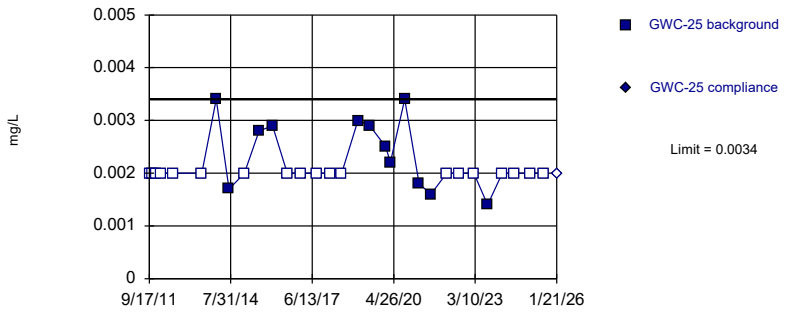


Non-parametric test used in lieu of parametric prediction limit because censored data exceeded 50%. Limit is highest of 31 background values. 61.29% NDs. Well-constituent pair annual alpha = 0.003807. Individual comparison alpha = 0.001905 (1 of 2).

Constituent: Copper Analysis Run 3/31/2026 6:01 AM View: Appendix I
Plant Wansley Client: Southern Company Data: Wansley Landfill

Sanitas™ v.10.1.06 Software licensed to Groundwater Stats Consulting. UG
Hollow symbols indicate censored values.
Within Limit

## Prediction Limit

Intrawell Non-parametric

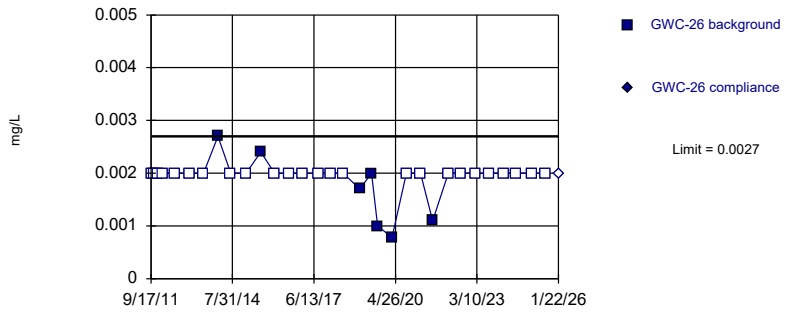


Non-parametric test used in lieu of parametric prediction limit because censored data exceeded 50%. Limit is highest of 32 background values. 78.13% NDs. Well-constituent pair annual alpha = 0.003603. Individual comparison alpha = 0.001803 (1 of 2).

Constituent: Copper Analysis Run 3/31/2026 6:01 AM View: Appendix I
Plant Wansley Client: Southern Company Data: Wansley Landfill

Sanitas™ v.10.1.06 Software licensed to Groundwater Stats Consulting. UG
Hollow symbols indicate censored values.
Within Limit

## Prediction Limit

Intrawell Non-parametric

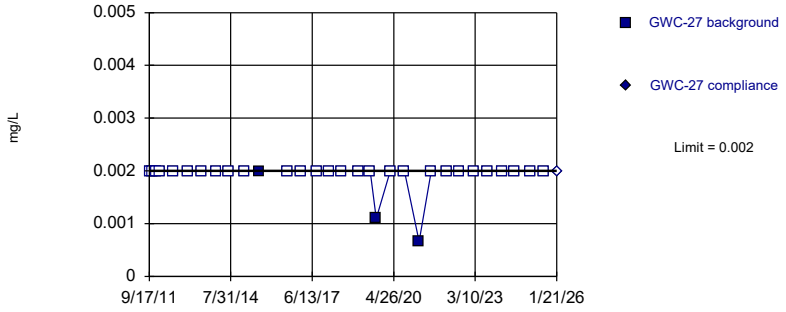


Non-parametric test used in lieu of parametric prediction limit because censored data exceeded 50%. Limit is highest of 31 background values. 90.32% NDs. Well-constituent pair annual alpha = 0.003807. Individual comparison alpha = 0.001905 (1 of 2).

Constituent: Copper Analysis Run 3/31/2026 6:01 AM View: Appendix I
Plant Wansley Client: Southern Company Data: Wansley Landfill

Sanitas™ v.10.1.06 Software licensed to Groundwater Stats Consulting. UG
Hollow symbols indicate censored values.
Within Limit

## Prediction Limit

Intrawell Parametric

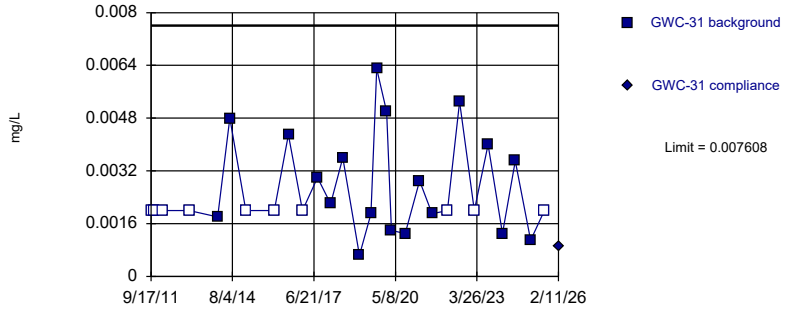


Background Data Summary (based on square root transformation) (after Kaplan-Meier Adjustment): Mean=0.0458, Std. Dev.=0.01555, n=29, 34.48% NDs. Normality test: Shapiro Wilk @alpha = 0.01, calculated = 0.9131, critical = 0.898. Kappa = 2.665 (c=16, w=29, 1 of 2, event alpha = 0.05132). Report alpha = 0.0001135.

Constituent: Copper Analysis Run 3/31/2026 6:01 AM View: Appendix I
Plant Wansley Client: Southern Company Data: Wansley Landfill

Sanitas™ v.10.1.06 Software licensed to Groundwater Stats Consulting. UG
Hollow symbols indicate censored values.
Within Limit

## Prediction Limit

Intrawell Non-parametric

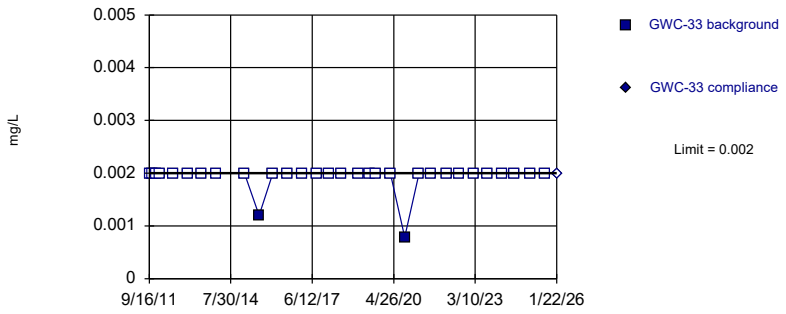


Non-parametric test used in lieu of parametric prediction limit because censored data exceeded 50%. Limit is highest of 31 background values. 93.55% NDs. Well-constituent pair annual alpha = 0.003807. Individual comparison alpha = 0.001905 (1 of 2).

Constituent: Copper Analysis Run 3/31/2026 6:01 AM View: Appendix I
Plant Wansley Client: Southern Company Data: Wansley Landfill

Sanitas™ v.10.1.06 Software licensed to Groundwater Stats Consulting. UG
Hollow symbols indicate censored values.
Within Limit

## Prediction Limit

Intrawell Non-parametric

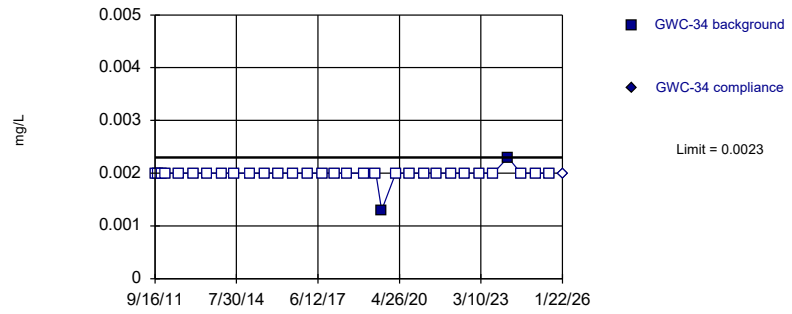


Non-parametric test used in lieu of parametric prediction limit because censored data exceeded 50%. Limit is highest of 32 background values. 93.75% NDs. Well-constituent pair annual alpha = 0.003603. Individual comparison alpha = 0.001803 (1 of 2).

Constituent: Copper Analysis Run 3/31/2026 6:01 AM View: Appendix I
Plant Wansley Client: Southern Company Data: Wansley Landfill

Sanitas™ v.10.1.06 Software licensed to Groundwater Stats Consulting. UG
Hollow symbols indicate censored values.
Within Limit

## Prediction Limit

Intrawell Non-parametric

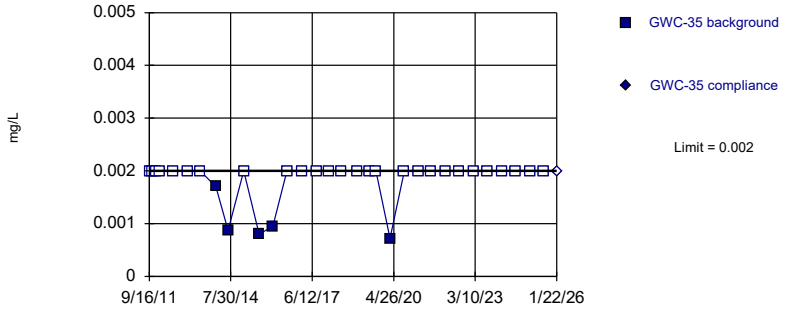


Non-parametric test used in lieu of parametric prediction limit because censored data exceeded 50%. Limit is highest of 32 background values. 84.38% NDs. Well-constituent pair annual alpha = 0.003603. Individual comparison alpha = 0.001803 (1 of 2).

Constituent: Copper Analysis Run 3/31/2026 6:01 AM View: Appendix I
Plant Wansley Client: Southern Company Data: Wansley Landfill

Sanitas™ v.10.1.06 Software licensed to Groundwater Stats Consulting. UG
Hollow symbols indicate censored values.
Within Limit

## Prediction Limit

Intrawell Non-parametric

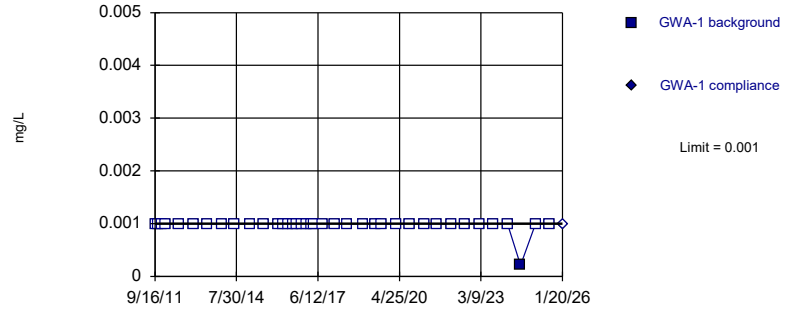


Non-parametric test used in lieu of parametric prediction limit because censored data exceeded 50%. Limit is highest of 38 background values. 97.37% NDs. Well-constituent pair annual alpha = 0.002586. Individual comparison alpha = 0.001294 (1 of 2).

Constituent: Lead Analysis Run 3/31/2026 6:01 AM View: Appendix I
Plant Wansley Client: Southern Company Data: Wansley Landfill

Sanitas™ v.10.1.06 Software licensed to Groundwater Stats Consulting. UG
Hollow symbols indicate censored values.
Within Limit

## Prediction Limit

Intrawell Non-parametric

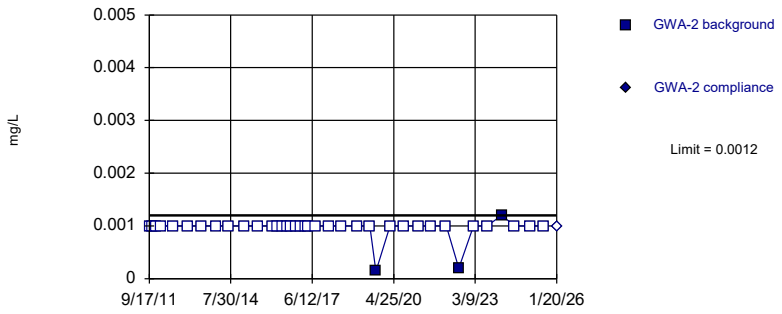


Non-parametric test used in lieu of parametric prediction limit because censored data exceeded 50%. Limit is highest of 38 background values. 92.11% NDs. Well-constituent pair annual alpha = 0.002586. Individual comparison alpha = 0.001294 (1 of 2).

Constituent: Lead Analysis Run 3/31/2026 6:01 AM View: Appendix I
Plant Wansley Client: Southern Company Data: Wansley Landfill

Sanitas™ v.10.1.06 Software licensed to Groundwater Stats Consulting. UG
Hollow symbols indicate censored values.
Within Limit

## Prediction Limit

Intrawell Non-parametric

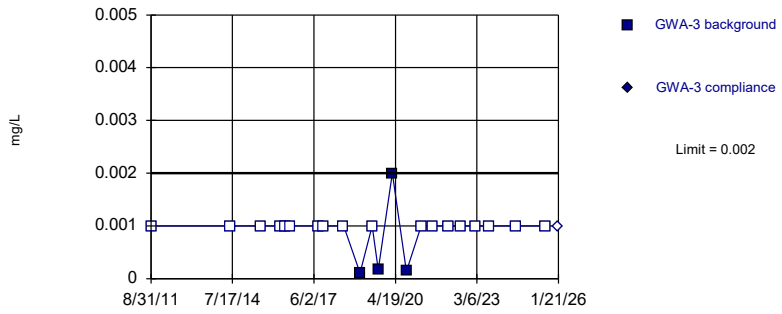


Non-parametric test used in lieu of parametric prediction limit because censored data exceeded 50%. Limit is highest of 22 background values. 81.82% NDs. Well-constituent pair annual alpha = 0.007401. Individual comparison alpha = 0.003707 (1 of 2).

Constituent: Lead Analysis Run 3/31/2026 6:01 AM View: Appendix I
Plant Wansley Client: Southern Company Data: Wansley Landfill

Sanitas™ v.10.1.06 Software licensed to Groundwater Stats Consulting. UG
Hollow symbols indicate censored values.
Within Limit

## Prediction Limit

Intrawell Non-parametric

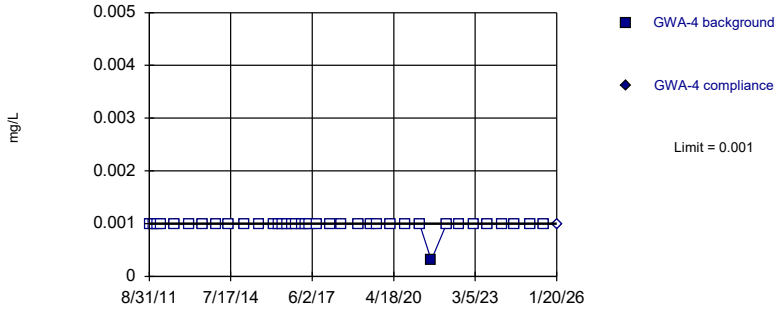


Non-parametric test used in lieu of parametric prediction limit because censored data exceeded 50%. Limit is highest of 38 background values. 97.37% NDs. Well-constituent pair annual alpha = 0.002586. Individual comparison alpha = 0.001294 (1 of 2).

Constituent: Lead Analysis Run 3/31/2026 6:01 AM View: Appendix I
Plant Wansley Client: Southern Company Data: Wansley Landfill

Sanitas™ v.10.1.06 Software licensed to Groundwater Stats Consulting. UG
Hollow symbols indicate censored values.
Within Limit

## Prediction Limit

Intrawell Non-parametric

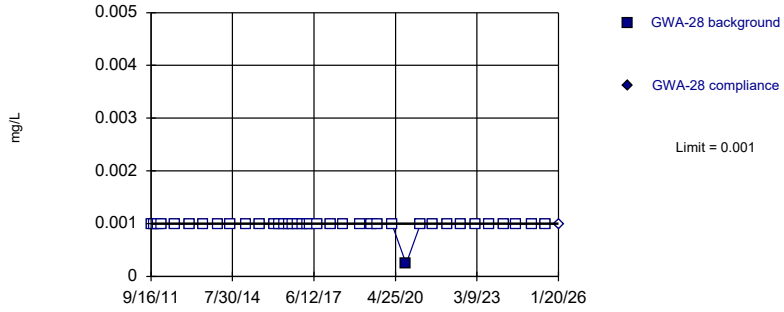


Non-parametric test used in lieu of parametric prediction limit because censored data exceeded 50%. Limit is highest of 38 background values. 97.37% NDs. Well-constituent pair annual alpha = 0.002586. Individual comparison alpha = 0.001294 (1 of 2).

Constituent: Lead Analysis Run 3/31/2026 6:01 AM View: Appendix I
Plant Wansley Client: Southern Company Data: Wansley Landfill

Sanitas™ v.10.1.06 Software licensed to Groundwater Stats Consulting. UG
Hollow symbols indicate censored values.
Within Limit

## Prediction Limit

Intrawell Non-parametric

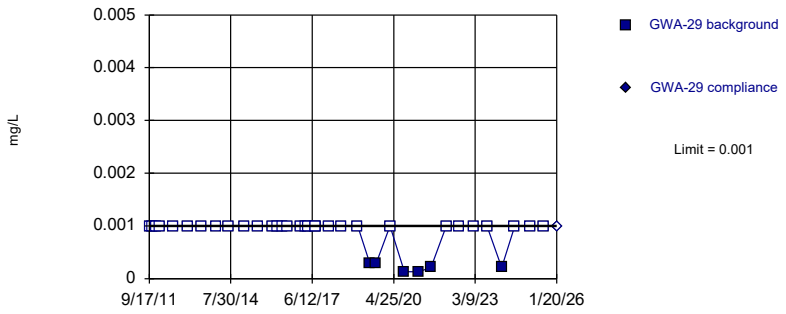


Non-parametric test used in lieu of parametric prediction limit because censored data exceeded 50%. Limit is highest of 37 background values. 83.78% NDs. Well-constituent pair annual alpha = 0.002721. Individual comparison alpha = 0.001361 (1 of 2).

Constituent: Lead Analysis Run 3/31/2026 6:01 AM View: Appendix I
Plant Wansley Client: Southern Company Data: Wansley Landfill

Sanitas™ v.10.1.06 Software licensed to Groundwater Stats Consulting. UG
Hollow symbols indicate censored values.
Within Limit

## Prediction Limit

Intrawell Non-parametric

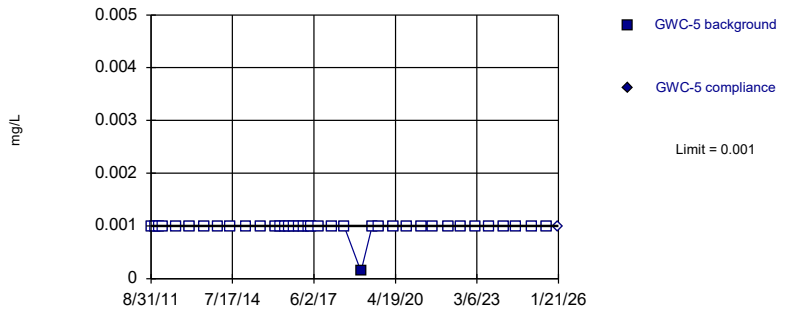


Non-parametric test used in lieu of parametric prediction limit because censored data exceeded 50%. Limit is highest of 38 background values. 97.37% NDs. Well-constituent pair annual alpha = 0.002586. Individual comparison alpha = 0.001294 (1 of 2).

Constituent: Lead Analysis Run 3/31/2026 6:01 AM View: Appendix I
Plant Wansley Client: Southern Company Data: Wansley Landfill

Sanitas™ v.10.1.06 Software licensed to Groundwater Stats Consulting. UG
Hollow symbols indicate censored values.
Within Limit

## Prediction Limit

Intrawell Non-parametric

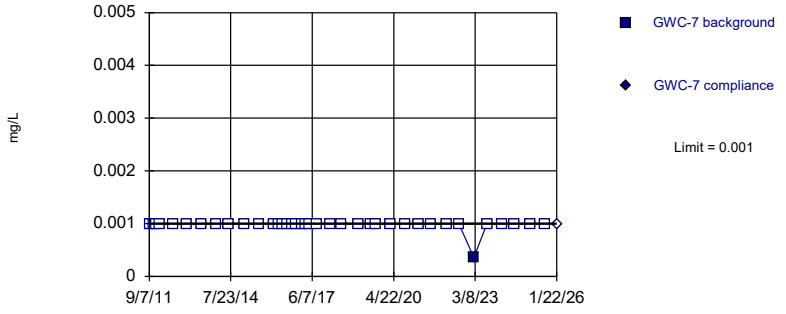


Non-parametric test used in lieu of parametric prediction limit because censored data exceeded 50%. Limit is highest of 38 background values. 97.37% NDs. Well-constituent pair annual alpha = 0.002586. Individual comparison alpha = 0.001294 (1 of 2).

Constituent: Lead Analysis Run 3/31/2026 6:01 AM View: Appendix I
Plant Wansley Client: Southern Company Data: Wansley Landfill

Sanitas™ v.10.1.06 Software licensed to Groundwater Stats Consulting. UG
Hollow symbols indicate censored values.
Within Limit

## Prediction Limit

Intrawell Non-parametric

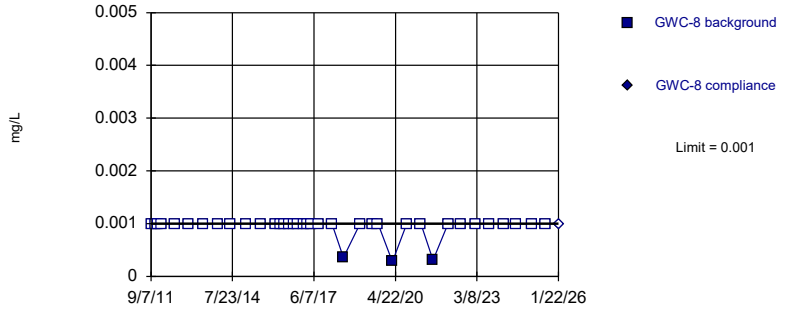


Non-parametric test used in lieu of parametric prediction limit because censored data exceeded 50%. Limit is highest of 38 background values. 92.11% NDs. Well-constituent pair annual alpha = 0.002586. Individual comparison alpha = 0.001294 (1 of 2).

Constituent: Lead Analysis Run 3/31/2026 6:01 AM View: Appendix I
Plant Wansley Client: Southern Company Data: Wansley Landfill

Sanitas™ v.10.1.06 Software licensed to Groundwater Stats Consulting. UG
Hollow symbols indicate censored values.
Within Limit

## Prediction Limit

Intrawell Non-parametric

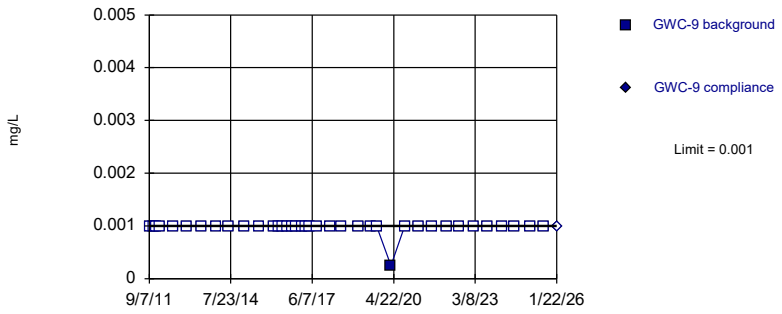


Non-parametric test used in lieu of parametric prediction limit because censored data exceeded 50%. Limit is highest of 38 background values. 97.37% NDs. Well-constituent pair annual alpha = 0.002586. Individual comparison alpha = 0.001294 (1 of 2).

Constituent: Lead Analysis Run 3/31/2026 6:01 AM View: Appendix I
Plant Wansley Client: Southern Company Data: Wansley Landfill

Sanitas™ v.10.1.06 Software licensed to Groundwater Stats Consulting. UG
Hollow symbols indicate censored values.
Within Limit

## Prediction Limit

Intrawell Non-parametric

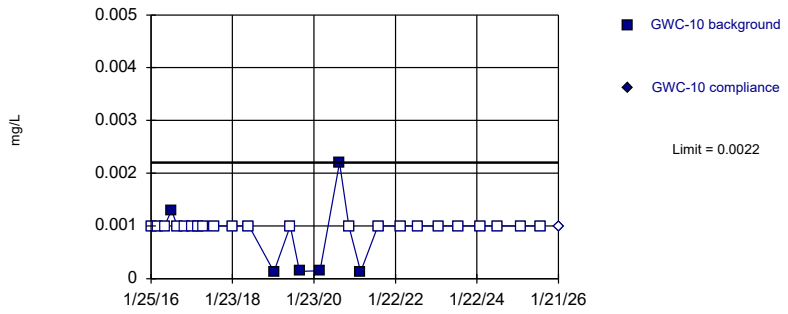


Non-parametric test used in lieu of parametric prediction limit because censored data exceeded 50%. Limit is highest of 28 background values. 78.57% NDs. Well-constituent pair annual alpha = 0.004669. Individual comparison alpha = 0.002337 (1 of 2).

Constituent: Lead Analysis Run 3/31/2026 6:01 AM View: Appendix I
Plant Wansley Client: Southern Company Data: Wansley Landfill

Sanitas™ v.10.1.06 Software licensed to Groundwater Stats Consulting. UG
Hollow symbols indicate censored values.
Within Limit

## Prediction Limit

Intrawell Non-parametric

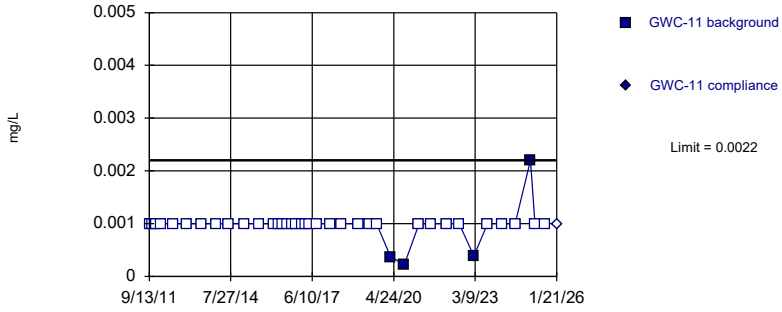


Non-parametric test used in lieu of parametric prediction limit because censored data exceeded 50%. Limit is highest of 39 background values. 89.74% NDs. Well-constituent pair annual alpha = 0.002451. Individual comparison alpha = 0.001226 (1 of 2).

Constituent: Lead Analysis Run 3/31/2026 6:01 AM View: Appendix I
Plant Wansley Client: Southern Company Data: Wansley Landfill

Sanitas™ v.10.1.06 Software licensed to Groundwater Stats Consulting. UG
Hollow symbols indicate censored values.
Within Limit

## Prediction Limit

Intrawell Non-parametric

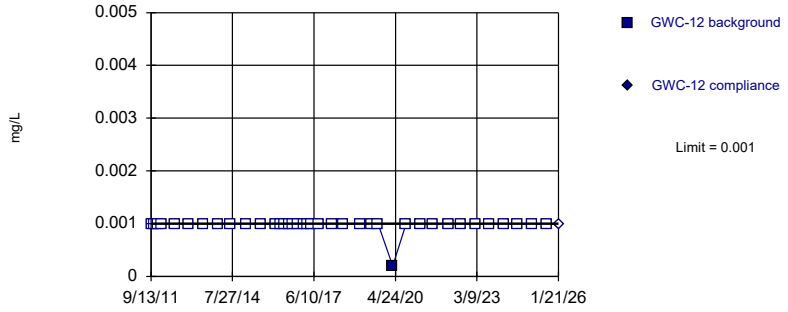


Non-parametric test used in lieu of parametric prediction limit because censored data exceeded 50%. Limit is highest of 38 background values. 97.37% NDs. Well-constituent pair annual alpha = 0.002586. Individual comparison alpha = 0.001294 (1 of 2).

Constituent: Lead Analysis Run 3/31/2026 6:01 AM View: Appendix I
Plant Wansley Client: Southern Company Data: Wansley Landfill

Sanitas™ v.10.1.06 Software licensed to Groundwater Stats Consulting. UG
Hollow symbols indicate censored values.
Within Limit

## Prediction Limit

Intrawell Non-parametric

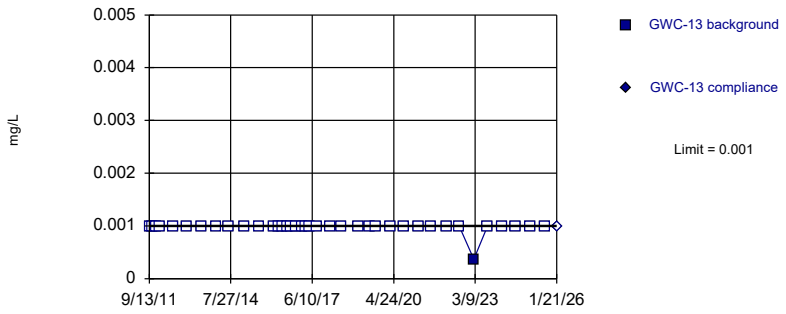


Non-parametric test used in lieu of parametric prediction limit because censored data exceeded 50%. Limit is highest of 38 background values. 97.37% NDs. Well-constituent pair annual alpha = 0.002586. Individual comparison alpha = 0.001294 (1 of 2).

Constituent: Lead Analysis Run 3/31/2026 6:01 AM View: Appendix I
Plant Wansley Client: Southern Company Data: Wansley Landfill

Sanitas™ v.10.1.06 Software licensed to Groundwater Stats Consulting. UG
Hollow symbols indicate censored values.
Within Limit

## Prediction Limit

Intrawell Non-parametric

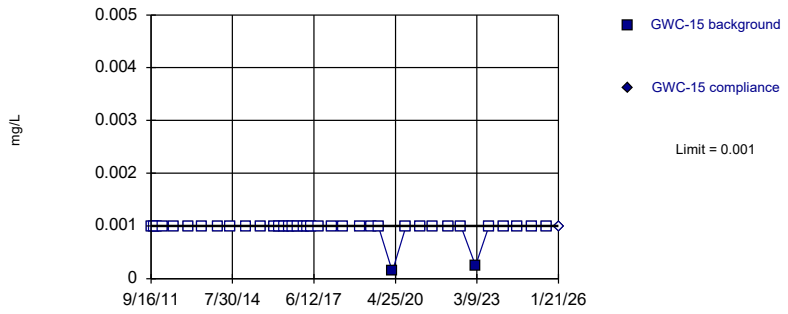


Non-parametric test used in lieu of parametric prediction limit because censored data exceeded 50%. Limit is highest of 38 background values. 94.74% NDs. Well-constituent pair annual alpha = 0.002586. Individual comparison alpha = 0.001294 (1 of 2).

Constituent: Lead Analysis Run 3/31/2026 6:01 AM View: Appendix I
Plant Wansley Client: Southern Company Data: Wansley Landfill

Sanitas™ v.10.1.06 Software licensed to Groundwater Stats Consulting. UG
Hollow symbols indicate censored values.
Within Limit

## Prediction Limit

Intrawell Non-parametric

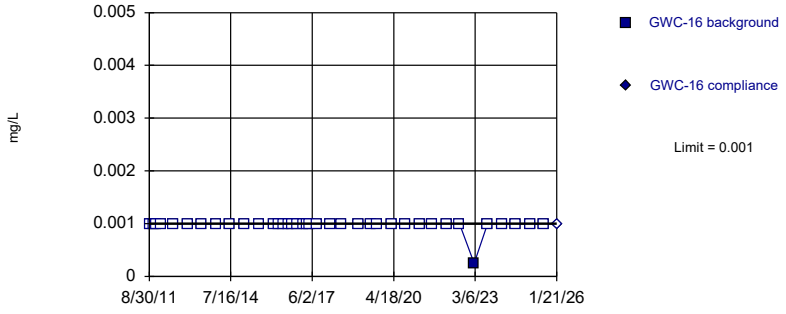


Non-parametric test used in lieu of parametric prediction limit because censored data exceeded 50%. Limit is highest of 38 background values. 97.37% NDs. Well-constituent pair annual alpha = 0.002586. Individual comparison alpha = 0.001294 (1 of 2).

Constituent: Lead Analysis Run 3/31/2026 6:01 AM View: Appendix I
Plant Wansley Client: Southern Company Data: Wansley Landfill

Sanitas™ v.10.1.06 Software licensed to Groundwater Stats Consulting. UG
Hollow symbols indicate censored values.
Within Limit

## Prediction Limit

Intrawell Non-parametric

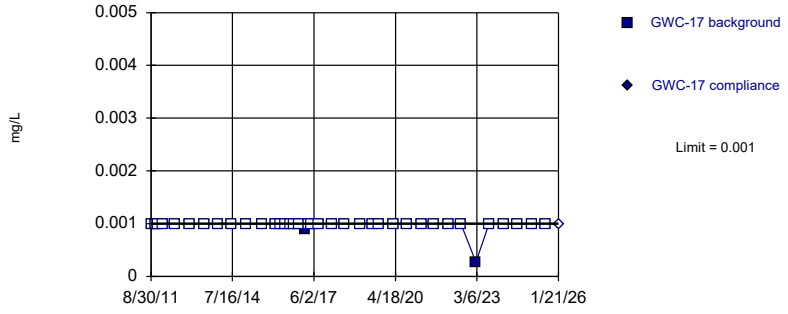


Non-parametric test used in lieu of parametric prediction limit because censored data exceeded 50%. Limit is highest of 38 background values. 94.74% NDs. Well-constituent pair annual alpha = 0.002586. Individual comparison alpha = 0.001294 (1 of 2).

Constituent: Lead Analysis Run 3/31/2026 6:01 AM View: Appendix I
Plant Wansley Client: Southern Company Data: Wansley Landfill

Sanitas™ v.10.1.06 Software licensed to Groundwater Stats Consulting. UG
Hollow symbols indicate censored values.
Within Limit

## Prediction Limit

Intrawell Non-parametric

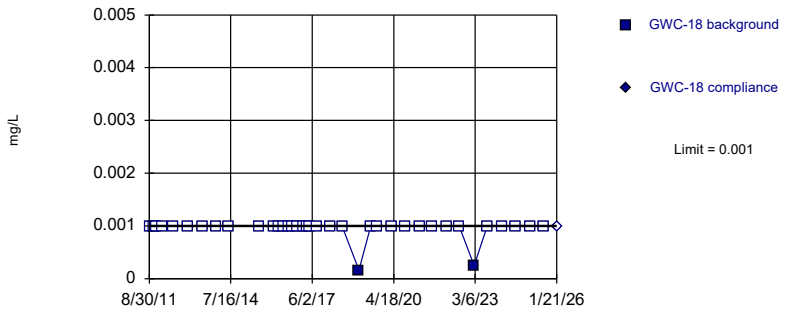


Non-parametric test used in lieu of parametric prediction limit because censored data exceeded 50%. Limit is highest of 37 background values. 94.59% NDs. Well-constituent pair annual alpha = 0.002721. Individual comparison alpha = 0.001361 (1 of 2).

Constituent: Lead Analysis Run 3/31/2026 6:01 AM View: Appendix I
Plant Wansley Client: Southern Company Data: Wansley Landfill

Sanitas™ v.10.1.06 Software licensed to Groundwater Stats Consulting. UG
Hollow symbols indicate censored values.
Within Limit

## Prediction Limit

Intrawell Non-parametric

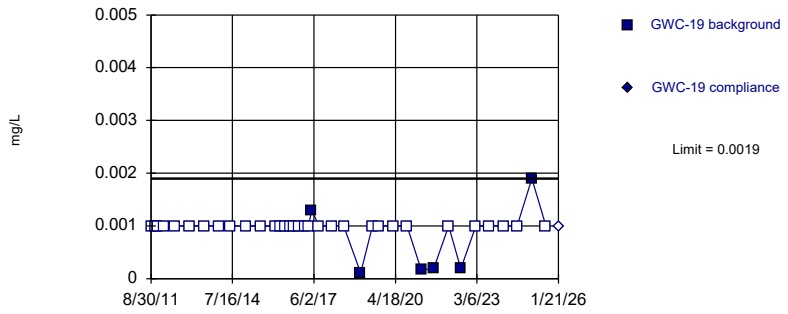


Non-parametric test used in lieu of parametric prediction limit because censored data exceeded 50%. Limit is highest of 38 background values. 84.21% NDs. Well-constituent pair annual alpha = 0.002586. Individual comparison alpha = 0.001294 (1 of 2).

Constituent: Lead Analysis Run 3/31/2026 6:01 AM View: Appendix I
Plant Wansley Client: Southern Company Data: Wansley Landfill

Sanitas™ v.10.1.06 Software licensed to Groundwater Stats Consulting. UG
Hollow symbols indicate censored values.
Within Limit

## Prediction Limit

Intrawell Non-parametric

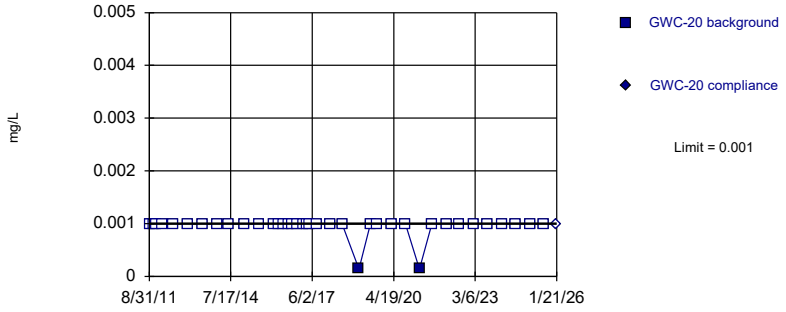


Non-parametric test used in lieu of parametric prediction limit because censored data exceeded 50%. Limit is highest of 38 background values. 94.74% NDs. Well-constituent pair annual alpha = 0.002586. Individual comparison alpha = 0.001294 (1 of 2).

Constituent: Lead Analysis Run 3/31/2026 6:01 AM View: Appendix I
Plant Wansley Client: Southern Company Data: Wansley Landfill

Sanitas™ v.10.1.06 Software licensed to Groundwater Stats Consulting. UG
Hollow symbols indicate censored values.
Within Limit

## Prediction Limit

Intrawell Non-parametric

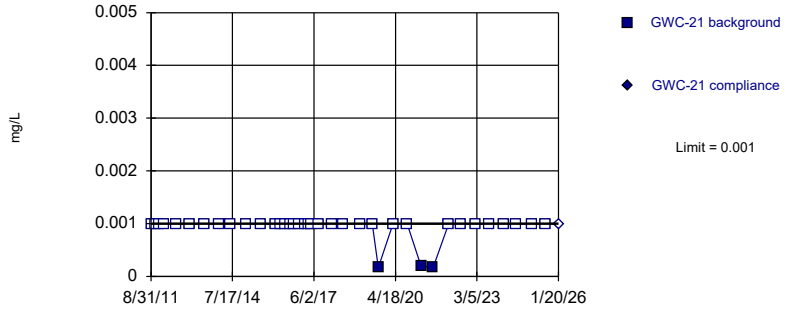


Non-parametric test used in lieu of parametric prediction limit because censored data exceeded 50%. Limit is highest of 38 background values. 92.11% NDs. Well-constituent pair annual alpha = 0.002586. Individual comparison alpha = 0.001294 (1 of 2).

Constituent: Lead Analysis Run 3/31/2026 6:01 AM View: Appendix I
Plant Wansley Client: Southern Company Data: Wansley Landfill

Sanitas™ v.10.1.06 Software licensed to Groundwater Stats Consulting. UG
Hollow symbols indicate censored values.
Within Limit

## Prediction Limit

Intrawell Non-parametric

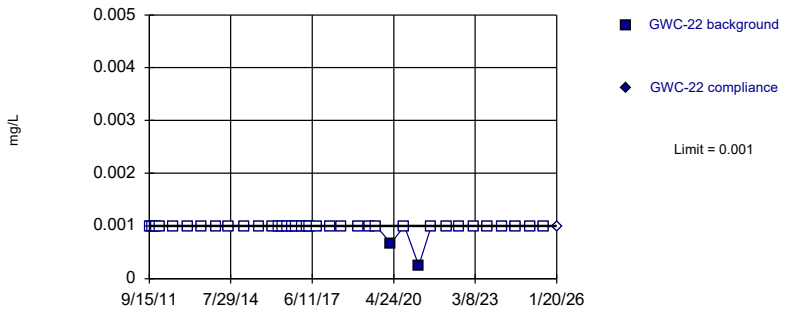


Non-parametric test used in lieu of parametric prediction limit because censored data exceeded 50%. Limit is highest of 38 background values. 94.74% NDs. Well-constituent pair annual alpha = 0.002586. Individual comparison alpha = 0.001294 (1 of 2).

Constituent: Lead Analysis Run 3/31/2026 6:01 AM View: Appendix I
Plant Wansley Client: Southern Company Data: Wansley Landfill

Sanitas™ v.10.1.06 Software licensed to Groundwater Stats Consulting. UG
Hollow symbols indicate censored values.
Within Limit

## Prediction Limit

Intrawell Non-parametric

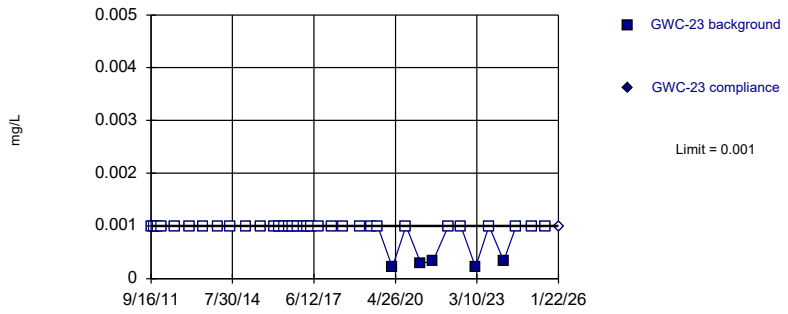


Non-parametric test used in lieu of parametric prediction limit because censored data exceeded 50%. Limit is highest of 38 background values. 86.84% NDs. Well-constituent pair annual alpha = 0.002586. Individual comparison alpha = 0.001294 (1 of 2).

Constituent: Lead Analysis Run 3/31/2026 6:01 AM View: Appendix I
Plant Wansley Client: Southern Company Data: Wansley Landfill

Sanitas™ v.10.1.06 Software licensed to Groundwater Stats Consulting. UG
Hollow symbols indicate censored values.
Within Limit

## Prediction Limit

Intrawell Non-parametric

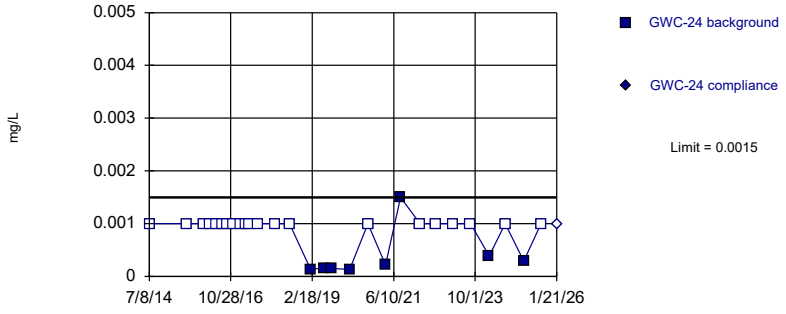


Non-parametric test used in lieu of parametric prediction limit because censored data exceeded 50%. Limit is highest of 29 background values. 72.41% NDs. Well-constituent pair annual alpha = 0.00434. Individual comparison alpha = 0.002172 (1 of 2).

Constituent: Lead Analysis Run 3/31/2026 6:01 AM View: Appendix I
Plant Wansley Client: Southern Company Data: Wansley Landfill

Sanitas™ v.10.1.06 Software licensed to Groundwater Stats Consulting. UG
Hollow symbols indicate censored values.
Within Limit

## Prediction Limit

Intrawell Non-parametric

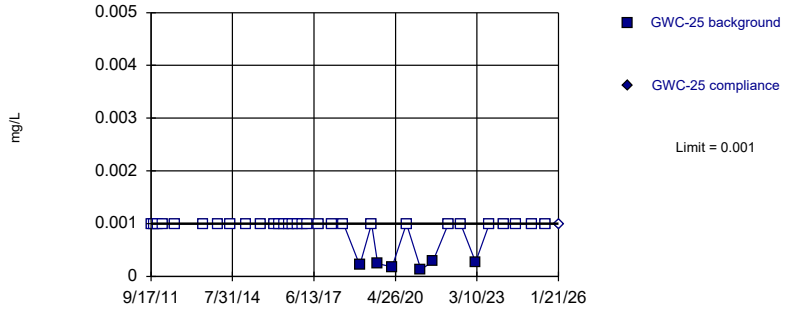


Non-parametric test used in lieu of parametric prediction limit because censored data exceeded 50%. Limit is highest of 36 background values. 83.33% NDs. Well-constituent pair annual alpha = 0.002856. Individual comparison alpha = 0.001429 (1 of 2).

Constituent: Lead Analysis Run 3/31/2026 6:01 AM View: Appendix I
Plant Wansley Client: Southern Company Data: Wansley Landfill

Sanitas™ v.10.1.06 Software licensed to Groundwater Stats Consulting. UG
Hollow symbols indicate censored values.
Within Limit

## Prediction Limit

Intrawell Non-parametric

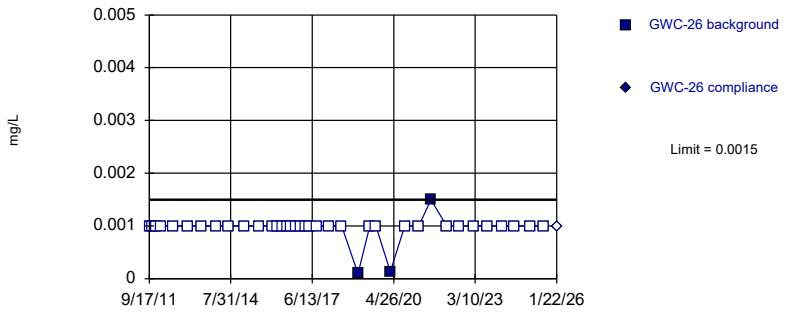


Non-parametric test used in lieu of parametric prediction limit because censored data exceeded 50%. Limit is highest of 38 background values. 92.11% NDs. Well-constituent pair annual alpha = 0.002586. Individual comparison alpha = 0.001294 (1 of 2).

Constituent: Lead Analysis Run 3/31/2026 6:01 AM View: Appendix I
Plant Wansley Client: Southern Company Data: Wansley Landfill

Sanitas™ v.10.1.06 Software licensed to Groundwater Stats Consulting. UG
Hollow symbols indicate censored values.
Within Limit

## Prediction Limit

Intrawell Non-parametric

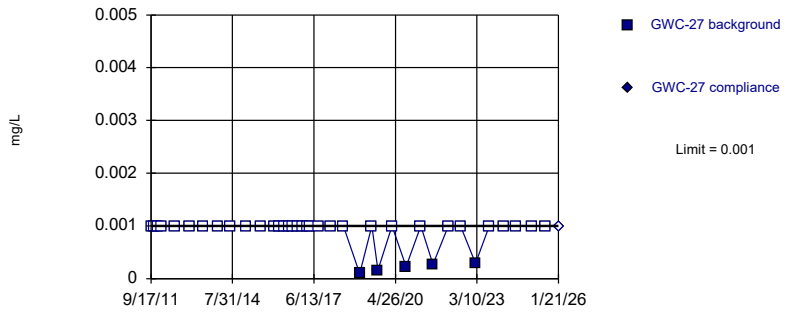


Non-parametric test used in lieu of parametric prediction limit because censored data exceeded 50%. Limit is highest of 38 background values. 86.84% NDs. Well-constituent pair annual alpha = 0.002586. Individual comparison alpha = 0.001294 (1 of 2).

Constituent: Lead Analysis Run 3/31/2026 6:01 AM View: Appendix I
Plant Wansley Client: Southern Company Data: Wansley Landfill

Sanitas™ v.10.1.06 Software licensed to Groundwater Stats Consulting. UG
Hollow symbols indicate censored values.
Within Limit

## Prediction Limit

Intrawell Non-parametric

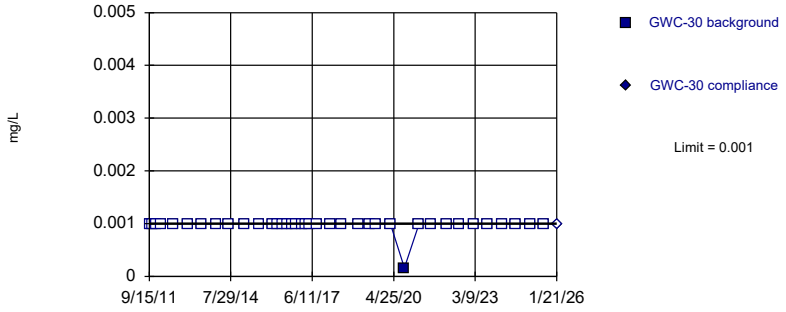


Non-parametric test used in lieu of parametric prediction limit because censored data exceeded 50%. Limit is highest of 38 background values. 97.37% NDs. Well-constituent pair annual alpha = 0.002586. Individual comparison alpha = 0.001294 (1 of 2).

Constituent: Lead Analysis Run 3/31/2026 6:01 AM View: Appendix I
Plant Wansley Client: Southern Company Data: Wansley Landfill

Sanitas™ v.10.1.06 Software licensed to Groundwater Stats Consulting. UG
Hollow symbols indicate censored values.
Within Limit

## Prediction Limit

Intrawell Non-parametric

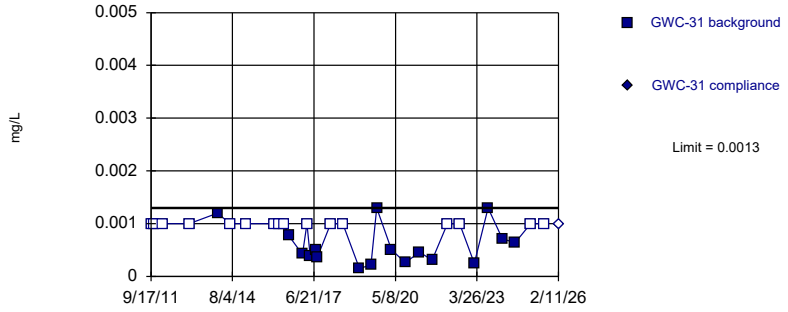


Non-parametric test used in lieu of parametric prediction limit because the Shapiro Wilk normality test showed the data to be non-normal at the 0.01 alpha level. Limit is highest of 33 background values. 48.48% NDs. Well-constituent pair annual alpha = 0.003399. Individual comparison alpha = 0.001701 (1 of 2).

Constituent: Lead Analysis Run 3/31/2026 6:01 AM View: Appendix I
Plant Wansley Client: Southern Company Data: Wansley Landfill

Sanitas™ v.10.1.06 Software licensed to Groundwater Stats Consulting. UG
Hollow symbols indicate censored values.
Within Limit

## Prediction Limit

Intrawell Non-parametric

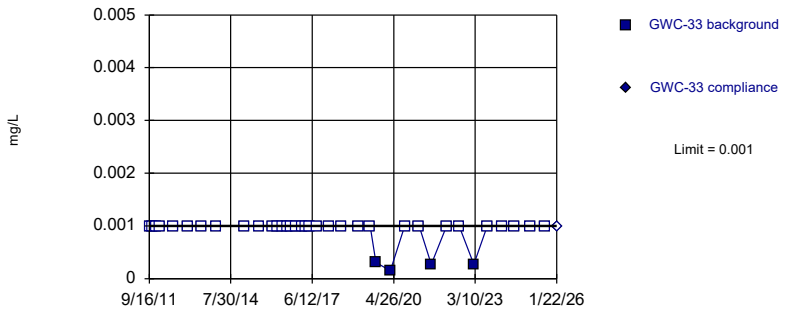


Non-parametric test used in lieu of parametric prediction limit because censored data exceeded 50%. Limit is highest of 37 background values. 89.19% NDs. Well-constituent pair annual alpha = 0.002721. Individual comparison alpha = 0.001361 (1 of 2).

Constituent: Lead Analysis Run 3/31/2026 6:01 AM View: Appendix I
Plant Wansley Client: Southern Company Data: Wansley Landfill

Sanitas™ v.10.1.06 Software licensed to Groundwater Stats Consulting. UG
Hollow symbols indicate censored values.
Within Limit

## Prediction Limit

Intrawell Non-parametric

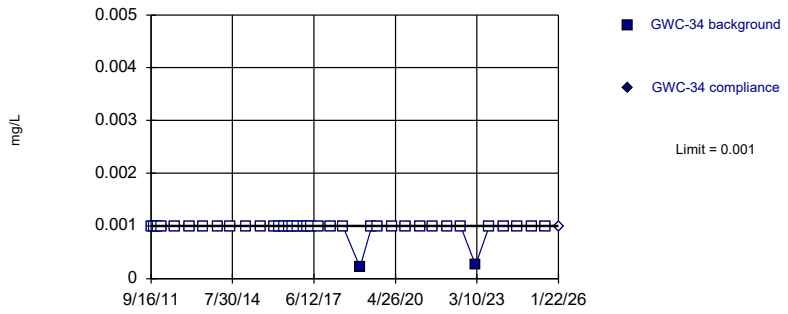


Non-parametric test used in lieu of parametric prediction limit because censored data exceeded 50%. Limit is highest of 38 background values. 94.74% NDs. Well-constituent pair annual alpha = 0.002586. Individual comparison alpha = 0.001294 (1 of 2).

Constituent: Lead Analysis Run 3/31/2026 6:01 AM View: Appendix I
Plant Wansley Client: Southern Company Data: Wansley Landfill

Sanitas™ v.10.1.06 Software licensed to Groundwater Stats Consulting. UG
Hollow symbols indicate censored values.
Within Limit

## Prediction Limit

Intrawell Non-parametric

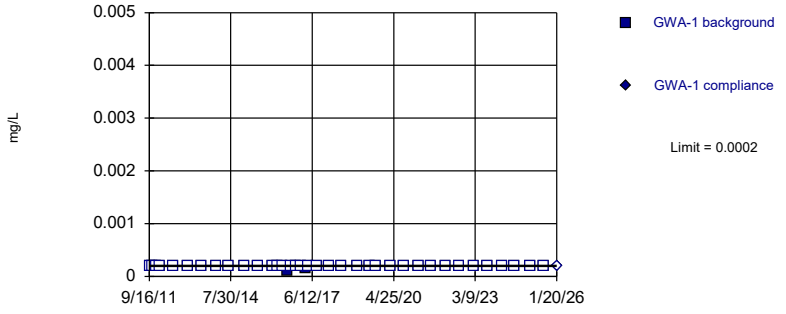


Non-parametric test used in lieu of parametric prediction limit because censored data exceeded 50%. Limit is highest of 38 background values. 94.74% NDs. Well-constituent pair annual alpha = 0.002586. Individual comparison alpha = 0.001294 (1 of 2).

Constituent: Mercury Analysis Run 3/31/2026 6:01 AM View: Appendix I
Plant Wansley Client: Southern Company Data: Wansley Landfill

Sanitas™ v.10.1.06 Software licensed to Groundwater Stats Consulting. UG
Hollow symbols indicate censored values.
Within Limit

## Prediction Limit

Intrawell Non-parametric

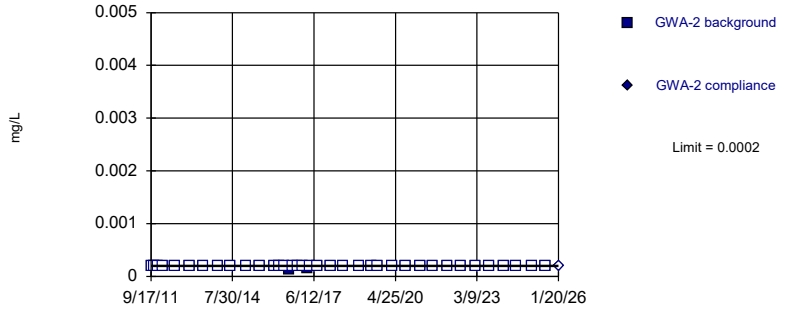


Non-parametric test used in lieu of parametric prediction limit because censored data exceeded 50%. Limit is highest of 38 background values. 94.74% NDs. Well-constituent pair annual alpha = 0.002586. Individual comparison alpha = 0.001294 (1 of 2).

Constituent: Mercury Analysis Run 3/31/2026 6:01 AM View: Appendix I
Plant Wansley Client: Southern Company Data: Wansley Landfill

Sanitas™ v.10.1.06 Software licensed to Groundwater Stats Consulting. UG
Hollow symbols indicate censored values.
Within Limit

## Prediction Limit

Intrawell Non-parametric

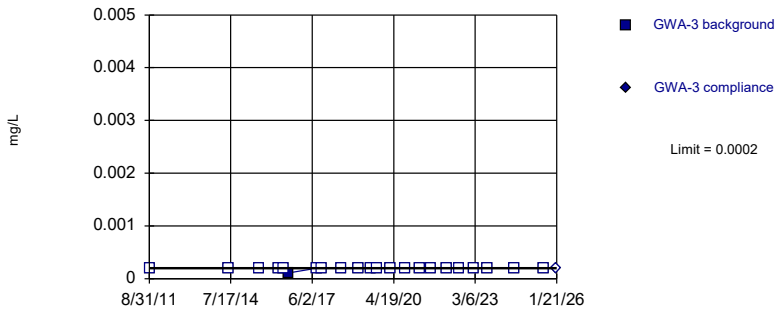


Non-parametric test used in lieu of parametric prediction limit because censored data exceeded 50%. Limit is highest of 22 background values. 95.45% NDs. Well-constituent pair annual alpha = 0.007401. Individual comparison alpha = 0.003707 (1 of 2).

Constituent: Mercury Analysis Run 3/31/2026 6:01 AM View: Appendix I
Plant Wansley Client: Southern Company Data: Wansley Landfill

Sanitas™ v.10.1.06 Software licensed to Groundwater Stats Consulting. UG
Hollow symbols indicate censored values.
Within Limit

## Prediction Limit

Intrawell Non-parametric

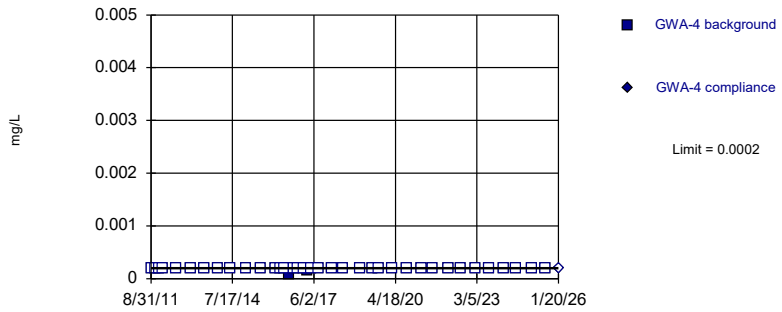


Non-parametric test used in lieu of parametric prediction limit because censored data exceeded 50%. Limit is highest of 38 background values. 94.74% NDs. Well-constituent pair annual alpha = 0.002586. Individual comparison alpha = 0.001294 (1 of 2).

Constituent: Mercury Analysis Run 3/31/2026 6:01 AM View: Appendix I
Plant Wansley Client: Southern Company Data: Wansley Landfill

Sanitas™ v.10.1.06 Software licensed to Groundwater Stats Consulting. UG
Hollow symbols indicate censored values.
Within Limit

## Prediction Limit

Intrawell Non-parametric

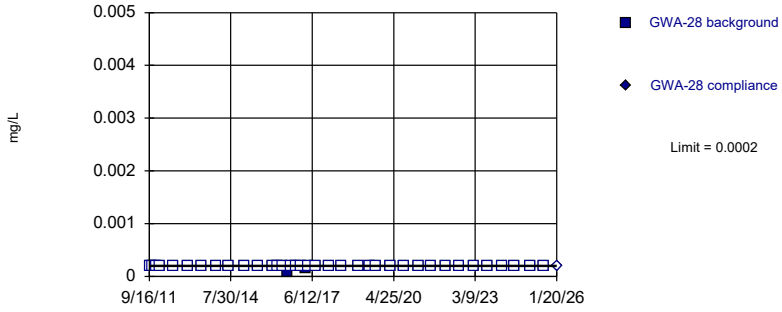


Non-parametric test used in lieu of parametric prediction limit because censored data exceeded 50%. Limit is highest of 38 background values. 94.74% NDs. Well-constituent pair annual alpha = 0.002586. Individual comparison alpha = 0.001294 (1 of 2).

Constituent: Mercury Analysis Run 3/31/2026 6:01 AM View: Appendix I
Plant Wansley Client: Southern Company Data: Wansley Landfill

Sanitas™ v.10.1.06 Software licensed to Groundwater Stats Consulting. UG
Hollow symbols indicate censored values.
Within Limit

## Prediction Limit

Intrawell Non-parametric

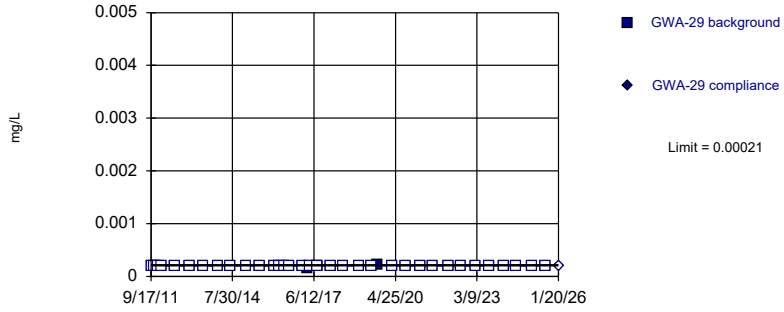


Non-parametric test used in lieu of parametric prediction limit because censored data exceeded 50%. Limit is highest of 37 background values. 94.59% NDs. Well-constituent pair annual alpha = 0.002721. Individual comparison alpha = 0.001361 (1 of 2).

Constituent: Mercury Analysis Run 3/31/2026 6:01 AM View: Appendix I
Plant Wansley Client: Southern Company Data: Wansley Landfill

Sanitas™ v.10.1.06 Software licensed to Groundwater Stats Consulting. UG
Hollow symbols indicate censored values.
Within Limit

## Prediction Limit

Intrawell Non-parametric

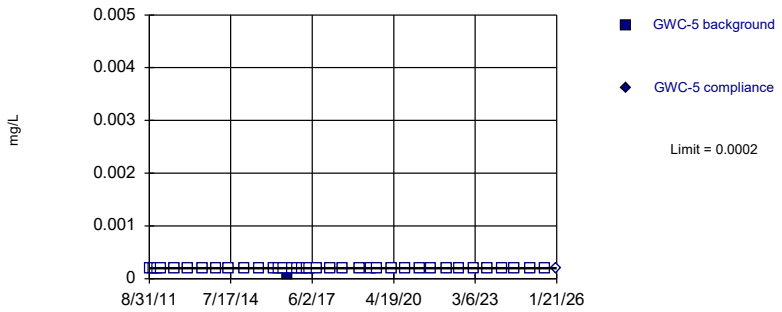


Non-parametric test used in lieu of parametric prediction limit because censored data exceeded 50%. Limit is highest of 38 background values. 97.37% NDs. Well-constituent pair annual alpha = 0.002586. Individual comparison alpha = 0.001294 (1 of 2).

Constituent: Mercury Analysis Run 3/31/2026 6:02 AM View: Appendix I
Plant Wansley Client: Southern Company Data: Wansley Landfill

Sanitas™ v.10.1.06 Software licensed to Groundwater Stats Consulting. UG
Hollow symbols indicate censored values.
Within Limit

## Prediction Limit

Intrawell Non-parametric

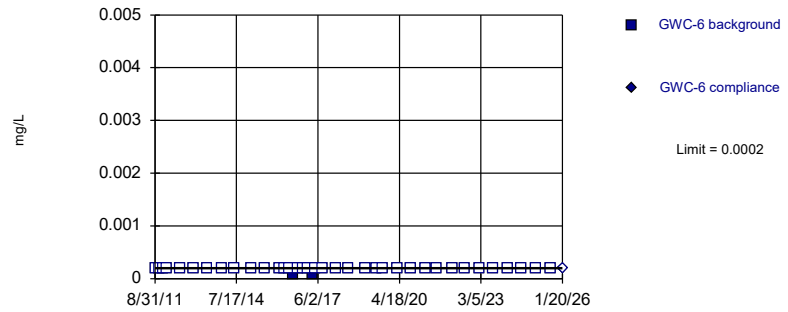


Non-parametric test used in lieu of parametric prediction limit because censored data exceeded 50%. Limit is highest of 38 background values. 94.74% NDs. Well-constituent pair annual alpha = 0.002586. Individual comparison alpha = 0.001294 (1 of 2).

Constituent: Mercury Analysis Run 3/31/2026 6:02 AM View: Appendix I
Plant Wansley Client: Southern Company Data: Wansley Landfill

Sanitas™ v.10.1.06 Software licensed to Groundwater Stats Consulting. UG
Hollow symbols indicate censored values.
Within Limit

## Prediction Limit

Intrawell Non-parametric

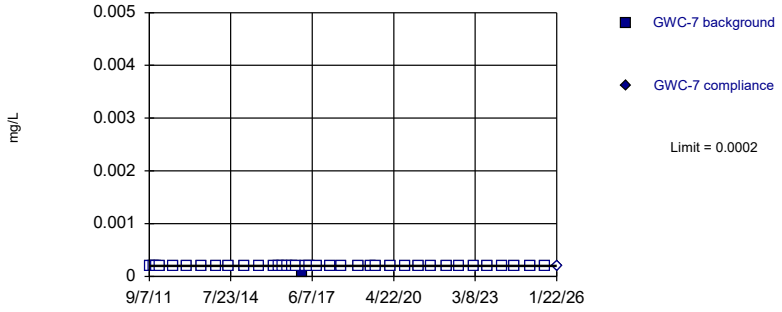


Non-parametric test used in lieu of parametric prediction limit because censored data exceeded 50%. Limit is highest of 38 background values. 97.37% NDs. Well-constituent pair annual alpha = 0.002586. Individual comparison alpha = 0.001294 (1 of 2).

Constituent: Mercury Analysis Run 3/31/2026 6:02 AM View: Appendix I
Plant Wansley Client: Southern Company Data: Wansley Landfill

Sanitas™ v.10.1.06 Software licensed to Groundwater Stats Consulting. UG
Hollow symbols indicate censored values.
Within Limit

## Prediction Limit

Intrawell Non-parametric

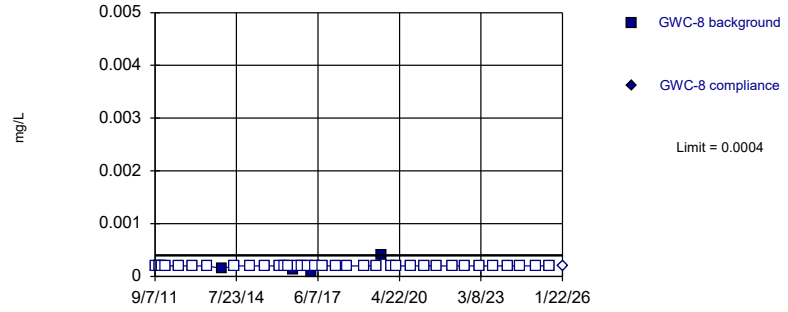


Non-parametric test used in lieu of parametric prediction limit because censored data exceeded 50%. Limit is highest of 39 background values. 89.74% NDs. Well-constituent pair annual alpha = 0.002451. Individual comparison alpha = 0.001226 (1 of 2).

Constituent: Mercury Analysis Run 3/31/2026 6:02 AM View: Appendix I
Plant Wansley Client: Southern Company Data: Wansley Landfill

Sanitas™ v.10.1.06 Software licensed to Groundwater Stats Consulting. UG
Hollow symbols indicate censored values.
Within Limit

## Prediction Limit

Intrawell Non-parametric

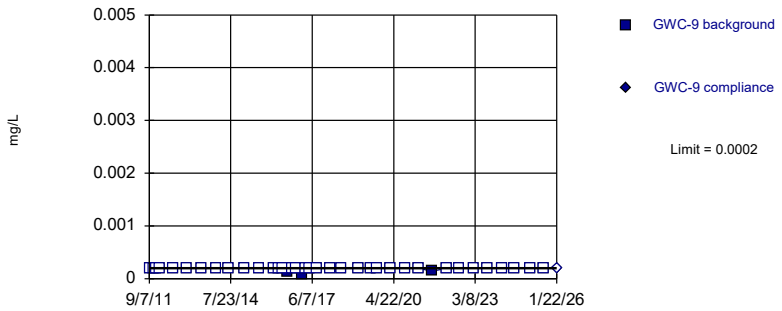


Non-parametric test used in lieu of parametric prediction limit because censored data exceeded 50%. Limit is highest of 38 background values. 92.11% NDs. Well-constituent pair annual alpha = 0.002586. Individual comparison alpha = 0.001294 (1 of 2).

Constituent: Mercury Analysis Run 3/31/2026 6:02 AM View: Appendix I
Plant Wansley Client: Southern Company Data: Wansley Landfill

Sanitas™ v.10.1.06 Software licensed to Groundwater Stats Consulting. UG
Hollow symbols indicate censored values.
Within Limit

## Prediction Limit

Intrawell Non-parametric

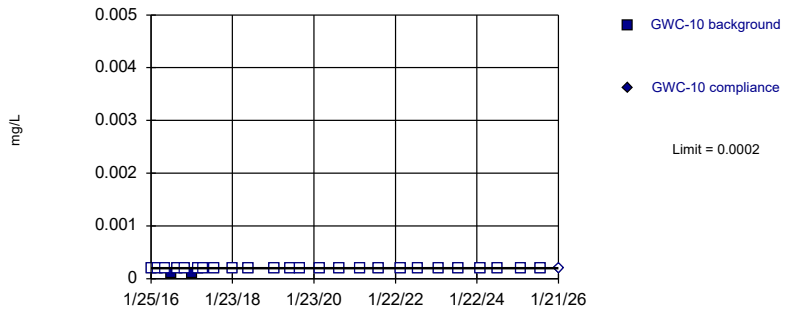


Non-parametric test used in lieu of parametric prediction limit because censored data exceeded 50%. Limit is highest of 27 background values. 92.59% NDs. Well-constituent pair annual alpha = 0.004998. Individual comparison alpha = 0.002502 (1 of 2).

Constituent: Mercury Analysis Run 3/31/2026 6:02 AM View: Appendix I
Plant Wansley Client: Southern Company Data: Wansley Landfill

Sanitas™ v.10.1.06 Software licensed to Groundwater Stats Consulting. UG
Hollow symbols indicate censored values.
Within Limit

## Prediction Limit

Intrawell Non-parametric

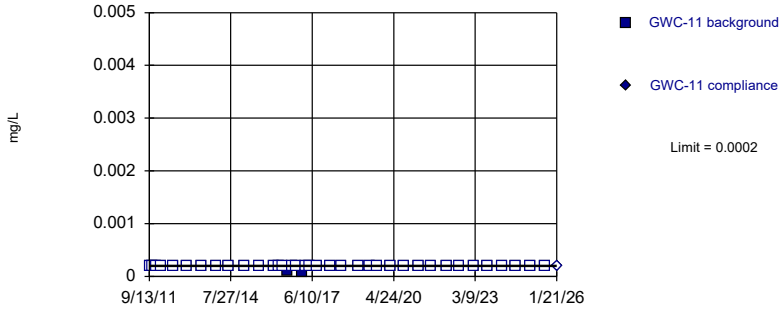


Non-parametric test used in lieu of parametric prediction limit because censored data exceeded 50%. Limit is highest of 38 background values. 94.74% NDs. Well-constituent pair annual alpha = 0.002586. Individual comparison alpha = 0.001294 (1 of 2).

Constituent: Mercury Analysis Run 3/31/2026 6:02 AM View: Appendix I
Plant Wansley Client: Southern Company Data: Wansley Landfill

Sanitas™ v.10.1.06 Software licensed to Groundwater Stats Consulting. UG
Hollow symbols indicate censored values.
Within Limit

## Prediction Limit

Intrawell Non-parametric

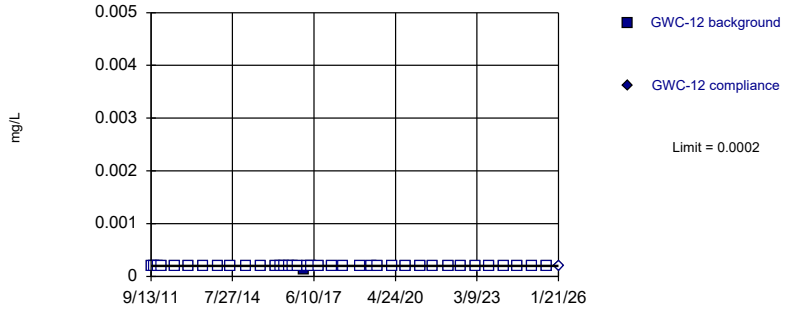


Non-parametric test used in lieu of parametric prediction limit because censored data exceeded 50%. Limit is highest of 38 background values. 97.37% NDs. Well-constituent pair annual alpha = 0.002586. Individual comparison alpha = 0.001294 (1 of 2).

Constituent: Mercury Analysis Run 3/31/2026 6:02 AM View: Appendix I
Plant Wansley Client: Southern Company Data: Wansley Landfill

Sanitas™ v.10.1.06 Software licensed to Groundwater Stats Consulting. UG
Hollow symbols indicate censored values.
Within Limit

## Prediction Limit

Intrawell Non-parametric

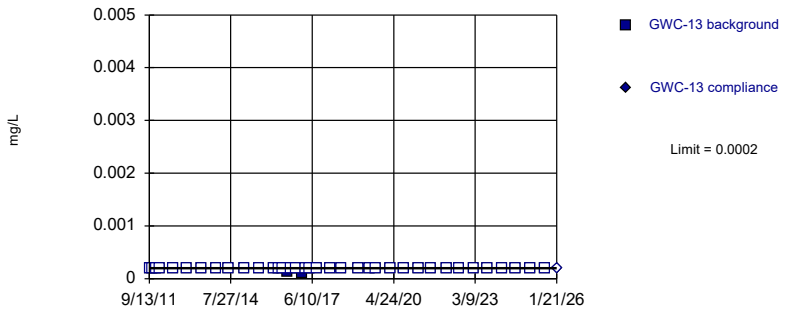


Non-parametric test used in lieu of parametric prediction limit because censored data exceeded 50%. Limit is highest of 38 background values. 94.74% NDs. Well-constituent pair annual alpha = 0.002586. Individual comparison alpha = 0.001294 (1 of 2).

Constituent: Mercury Analysis Run 3/31/2026 6:02 AM View: Appendix I
Plant Wansley Client: Southern Company Data: Wansley Landfill

Sanitas™ v.10.1.06 Software licensed to Groundwater Stats Consulting. UG
Hollow symbols indicate censored values.
Within Limit

## Prediction Limit

Intrawell Non-parametric

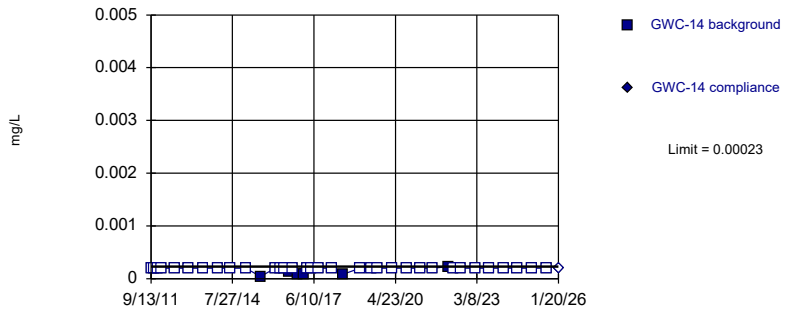


Non-parametric test used in lieu of parametric prediction limit because censored data exceeded 50%. Limit is highest of 39 background values. 84.62% NDs. Well-constituent pair annual alpha = 0.002451. Individual comparison alpha = 0.001226 (1 of 2).

Constituent: Mercury Analysis Run 3/31/2026 6:02 AM View: Appendix I
Plant Wansley Client: Southern Company Data: Wansley Landfill

Sanitas™ v.10.1.06 Software licensed to Groundwater Stats Consulting. UG
Hollow symbols indicate censored values.
Within Limit

## Prediction Limit

Intrawell Non-parametric

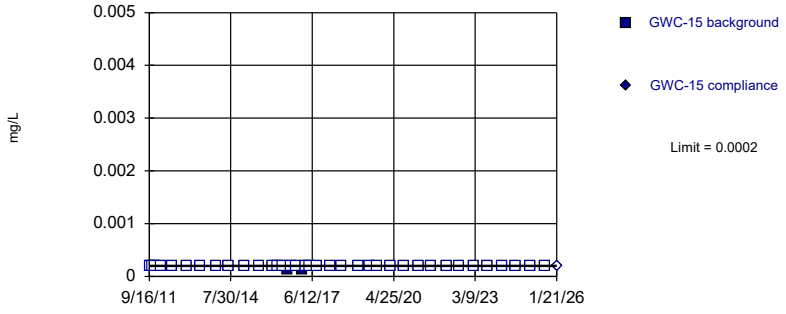


Non-parametric test used in lieu of parametric prediction limit because censored data exceeded 50%. Limit is highest of 38 background values. 94.74% NDs. Well-constituent pair annual alpha = 0.002586. Individual comparison alpha = 0.001294 (1 of 2).

Constituent: Mercury Analysis Run 3/31/2026 6:02 AM View: Appendix I
Plant Wansley Client: Southern Company Data: Wansley Landfill

Sanitas™ v.10.1.06 Software licensed to Groundwater Stats Consulting. UG
Hollow symbols indicate censored values.
Within Limit

## Prediction Limit

Intrawell Non-parametric

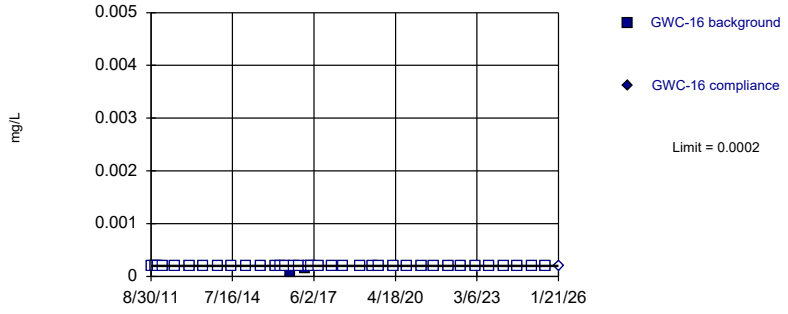


Non-parametric test used in lieu of parametric prediction limit because censored data exceeded 50%. Limit is highest of 38 background values. 94.74% NDs. Well-constituent pair annual alpha = 0.002586. Individual comparison alpha = 0.001294 (1 of 2).

Constituent: Mercury Analysis Run 3/31/2026 6:02 AM View: Appendix I
Plant Wansley Client: Southern Company Data: Wansley Landfill

Sanitas™ v.10.1.06 Software licensed to Groundwater Stats Consulting. UG
Hollow symbols indicate censored values.
Within Limit

## Prediction Limit

Intrawell Non-parametric

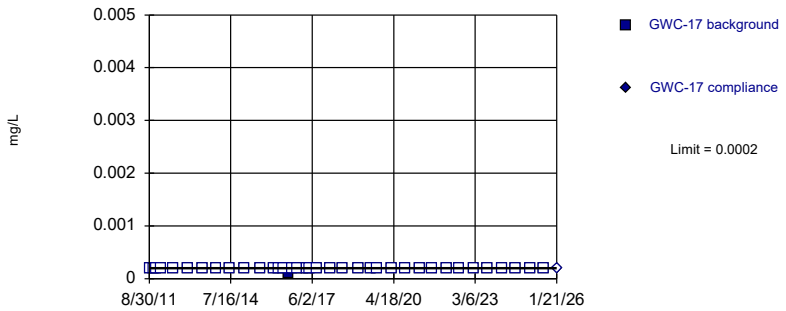


Non-parametric test used in lieu of parametric prediction limit because censored data exceeded 50%. Limit is highest of 38 background values. 94.74% NDs. Well-constituent pair annual alpha = 0.002586. Individual comparison alpha = 0.001294 (1 of 2).

Constituent: Mercury Analysis Run 3/31/2026 6:02 AM View: Appendix I
Plant Wansley Client: Southern Company Data: Wansley Landfill

Sanitas™ v.10.1.06 Software licensed to Groundwater Stats Consulting. UG
Hollow symbols indicate censored values.
Within Limit

Prediction Limit

Intrawell Non-parametric

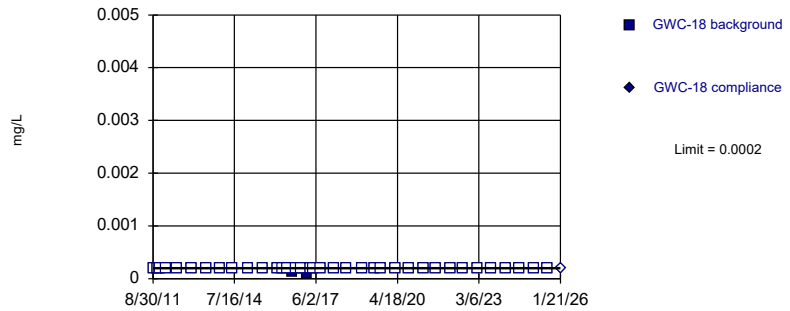


Non-parametric test used in lieu of parametric prediction limit because censored data exceeded 50%. Limit is highest of 38 background values. 94.74% NDs. Well-constituent pair annual alpha = 0.002586. Individual comparison alpha = 0.001294 (1 of 2).

Constituent: Mercury Analysis Run 3/31/2026 6:02 AM View: Appendix I
Plant Wansley Client: Southern Company Data: Wansley Landfill

Sanitas™ v.10.1.06 Software licensed to Groundwater Stats Consulting. UG
Hollow symbols indicate censored values.
Within Limit

Prediction Limit

Intrawell Non-parametric

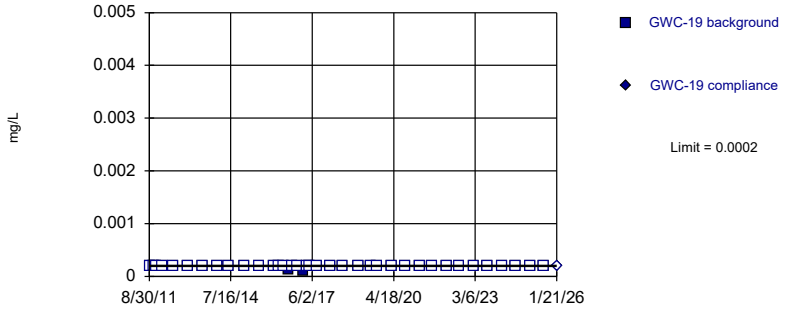


Non-parametric test used in lieu of parametric prediction limit because censored data exceeded 50%. Limit is highest of 38 background values. 94.74% NDs. Well-constituent pair annual alpha = 0.002586. Individual comparison alpha = 0.001294 (1 of 2).

Constituent: Mercury Analysis Run 3/31/2026 6:02 AM View: Appendix I
Plant Wansley Client: Southern Company Data: Wansley Landfill

Sanitas™ v.10.1.06 Software licensed to Groundwater Stats Consulting. UG
Hollow symbols indicate censored values.
Within Limit

Prediction Limit

Intrawell Non-parametric

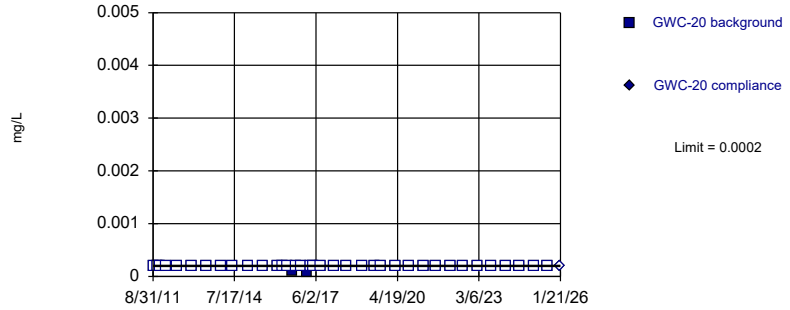


Non-parametric test used in lieu of parametric prediction limit because censored data exceeded 50%. Limit is highest of 38 background values. 94.74% NDs. Well-constituent pair annual alpha = 0.002586. Individual comparison alpha = 0.001294 (1 of 2).

Constituent: Mercury Analysis Run 3/31/2026 6:02 AM View: Appendix I
Plant Wansley Client: Southern Company Data: Wansley Landfill

Sanitas™ v.10.1.06 Software licensed to Groundwater Stats Consulting. UG
Hollow symbols indicate censored values.
Within Limit

## Prediction Limit

Intrawell Non-parametric

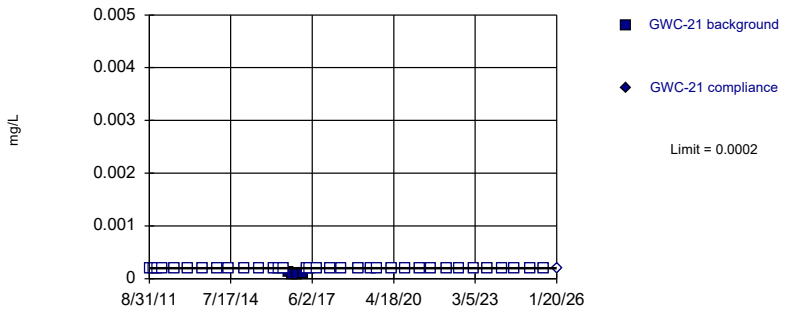


Non-parametric test used in lieu of parametric prediction limit because censored data exceeded 50%. Limit is highest of 38 background values. 89.47% NDs. Well-constituent pair annual alpha = 0.002586. Individual comparison alpha = 0.001294 (1 of 2).

Constituent: Mercury Analysis Run 3/31/2026 6:02 AM View: Appendix I
Plant Wansley Client: Southern Company Data: Wansley Landfill

Sanitas™ v.10.1.06 Software licensed to Groundwater Stats Consulting. UG
Hollow symbols indicate censored values.
Within Limit

## Prediction Limit

Intrawell Non-parametric

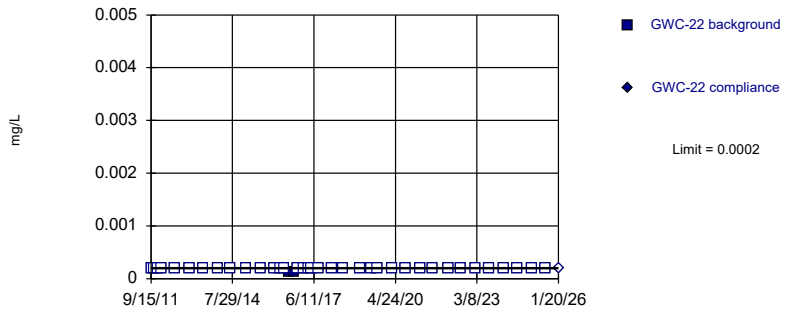


Non-parametric test used in lieu of parametric prediction limit because censored data exceeded 50%. Limit is highest of 38 background values. 94.74% NDs. Well-constituent pair annual alpha = 0.002586. Individual comparison alpha = 0.001294 (1 of 2).

Constituent: Mercury Analysis Run 3/31/2026 6:02 AM View: Appendix I
Plant Wansley Client: Southern Company Data: Wansley Landfill

Sanitas™ v.10.1.06 Software licensed to Groundwater Stats Consulting. UG
Hollow symbols indicate censored values.
Within Limit

## Prediction Limit

Intrawell Non-parametric

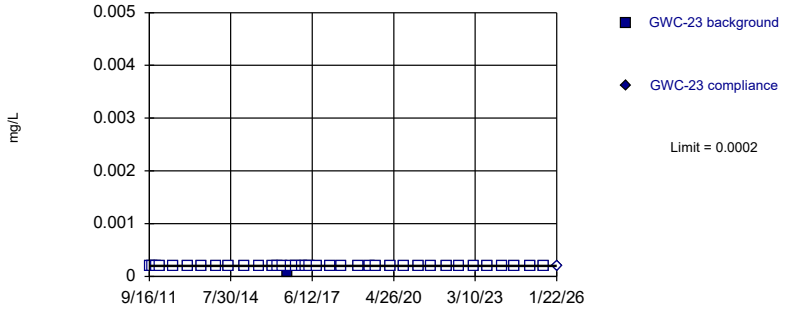


Non-parametric test used in lieu of parametric prediction limit because censored data exceeded 50%. Limit is highest of 38 background values. 97.37% NDs. Well-constituent pair annual alpha = 0.002586. Individual comparison alpha = 0.001294 (1 of 2).

Constituent: Mercury Analysis Run 3/31/2026 6:02 AM View: Appendix I
Plant Wansley Client: Southern Company Data: Wansley Landfill

Sanitas™ v.10.1.06 Software licensed to Groundwater Stats Consulting. UG
Hollow symbols indicate censored values.
Within Limit

## Prediction Limit

Intrawell Non-parametric

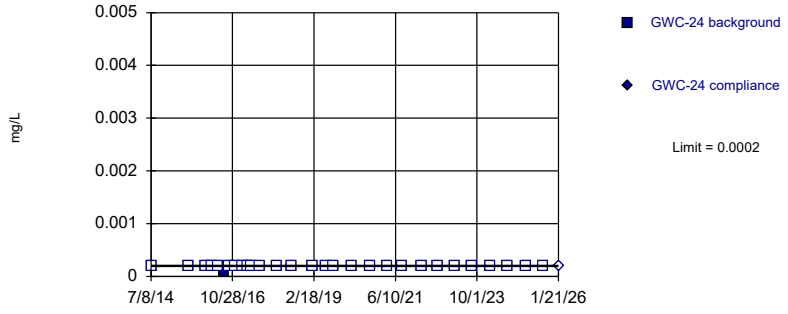


Non-parametric test used in lieu of parametric prediction limit because censored data exceeded 50%. Limit is highest of 29 background values. 96.55% NDs. Well-constituent pair annual alpha = 0.00434. Individual comparison alpha = 0.002172 (1 of 2).

Constituent: Mercury Analysis Run 3/31/2026 6:02 AM View: Appendix I
Plant Wansley Client: Southern Company Data: Wansley Landfill

Sanitas™ v.10.1.06 Software licensed to Groundwater Stats Consulting. UG
Hollow symbols indicate censored values.
Within Limit

## Prediction Limit

Intrawell Non-parametric

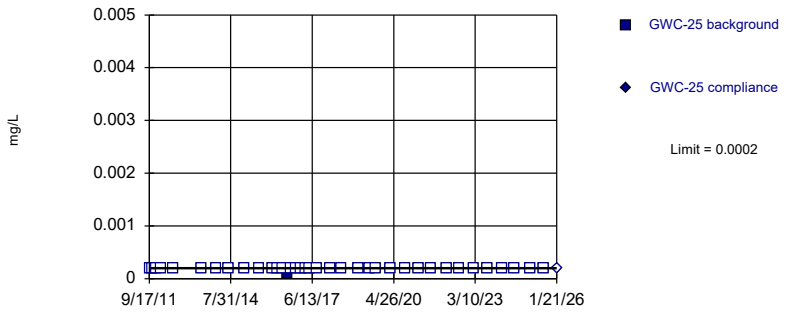


Non-parametric test used in lieu of parametric prediction limit because censored data exceeded 50%. Limit is highest of 37 background values. 97.3% NDs. Well-constituent pair annual alpha = 0.002721. Individual comparison alpha = 0.001361 (1 of 2).

Constituent: Mercury Analysis Run 3/31/2026 6:02 AM View: Appendix I
Plant Wansley Client: Southern Company Data: Wansley Landfill

Sanitas™ v.10.1.06 Software licensed to Groundwater Stats Consulting. UG
Hollow symbols indicate censored values.
Within Limit

## Prediction Limit

Intrawell Non-parametric

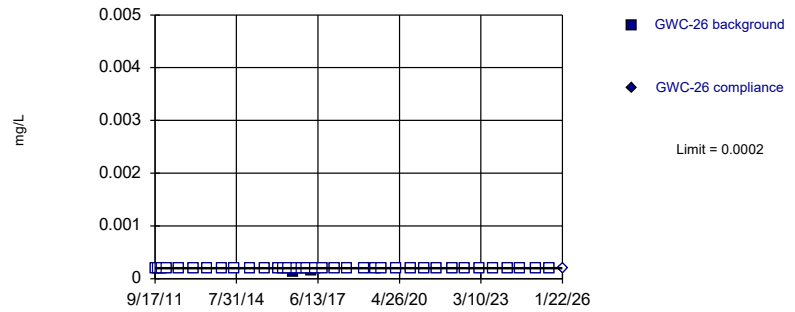


Non-parametric test used in lieu of parametric prediction limit because censored data exceeded 50%. Limit is highest of 38 background values. 94.74% NDs. Well-constituent pair annual alpha = 0.002586. Individual comparison alpha = 0.001294 (1 of 2).

Constituent: Mercury Analysis Run 3/31/2026 6:02 AM View: Appendix I
Plant Wansley Client: Southern Company Data: Wansley Landfill

Sanitas™ v.10.1.06 Software licensed to Groundwater Stats Consulting. UG
Hollow symbols indicate censored values.
Within Limit

## Prediction Limit

Intrawell Non-parametric

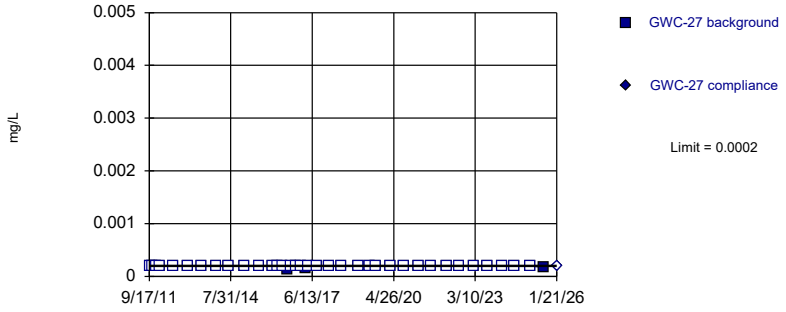


Non-parametric test used in lieu of parametric prediction limit because censored data exceeded 50%. Limit is highest of 38 background values. 92.11% NDs. Well-constituent pair annual alpha = 0.002586. Individual comparison alpha = 0.001294 (1 of 2).

Constituent: Mercury Analysis Run 3/31/2026 6:02 AM View: Appendix I
Plant Wansley Client: Southern Company Data: Wansley Landfill

Sanitas™ v.10.1.06 Software licensed to Groundwater Stats Consulting. UG
Hollow symbols indicate censored values.
Within Limit

## Prediction Limit

Intrawell Non-parametric

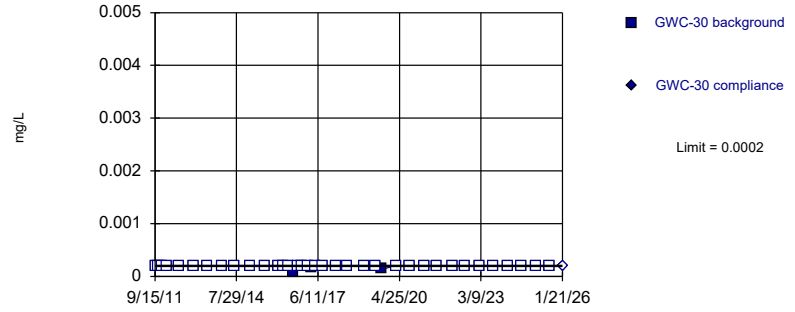


Non-parametric test used in lieu of parametric prediction limit because censored data exceeded 50%. Limit is highest of 38 background values. 92.11% NDs. Well-constituent pair annual alpha = 0.002586. Individual comparison alpha = 0.001294 (1 of 2).

Constituent: Mercury Analysis Run 3/31/2026 6:02 AM View: Appendix I
Plant Wansley Client: Southern Company Data: Wansley Landfill

Sanitas™ v.10.1.06 Software licensed to Groundwater Stats Consulting. UG
Hollow symbols indicate censored values.
Within Limit

## Prediction Limit

Intrawell Non-parametric

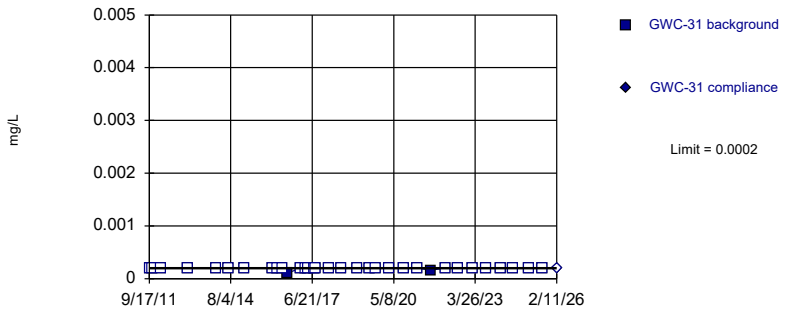


Non-parametric test used in lieu of parametric prediction limit because censored data exceeded 50%. Limit is highest of 33 background values. 93.94% NDs. Well-constituent pair annual alpha = 0.003399. Individual comparison alpha = 0.001701 (1 of 2).

Constituent: Mercury Analysis Run 3/31/2026 6:02 AM View: Appendix I
Plant Wansley Client: Southern Company Data: Wansley Landfill

Sanitas™ v.10.1.06 Software licensed to Groundwater Stats Consulting. UG
Hollow symbols indicate censored values.
Within Limit

## Prediction Limit

Intrawell Non-parametric

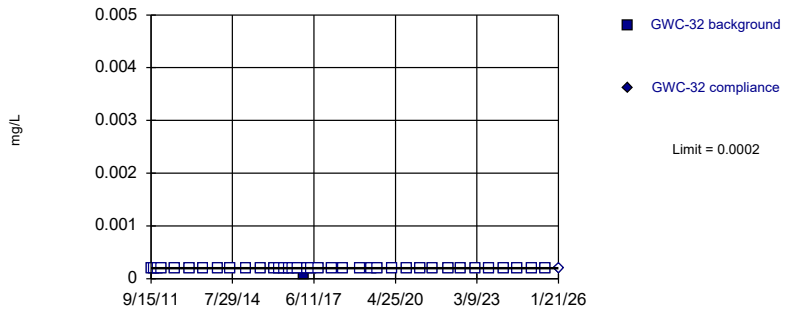


Non-parametric test used in lieu of parametric prediction limit because censored data exceeded 50%. Limit is highest of 38 background values. 97.37% NDs. Well-constituent pair annual alpha = 0.002586. Individual comparison alpha = 0.001294 (1 of 2).

Constituent: Mercury Analysis Run 3/31/2026 6:02 AM View: Appendix I
Plant Wansley Client: Southern Company Data: Wansley Landfill

Sanitas™ v.10.1.06 Software licensed to Groundwater Stats Consulting. UG
Hollow symbols indicate censored values.
Within Limit

## Prediction Limit

Intrawell Non-parametric

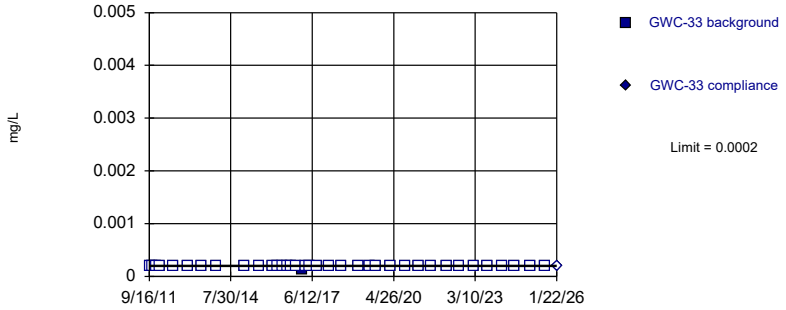


Non-parametric test used in lieu of parametric prediction limit because censored data exceeded 50%. Limit is highest of 37 background values. 97.3% NDs. Well-constituent pair annual alpha = 0.002721. Individual comparison alpha = 0.001361 (1 of 2).

Constituent: Mercury Analysis Run 3/31/2026 6:02 AM View: Appendix I
Plant Wansley Client: Southern Company Data: Wansley Landfill

Sanitas™ v.10.1.06 Software licensed to Groundwater Stats Consulting. UG
Hollow symbols indicate censored values.
Within Limit

## Prediction Limit

Intrawell Non-parametric

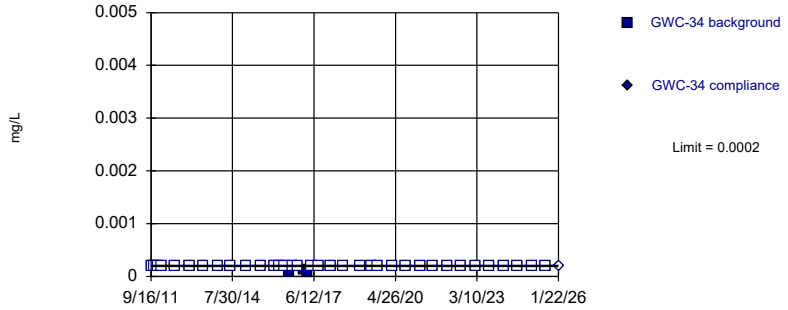


Non-parametric test used in lieu of parametric prediction limit because censored data exceeded 50%. Limit is highest of 38 background values. 92.11% NDs. Well-constituent pair annual alpha = 0.002586. Individual comparison alpha = 0.001294 (1 of 2).

Constituent: Mercury Analysis Run 3/31/2026 6:02 AM View: Appendix I
Plant Wansley Client: Southern Company Data: Wansley Landfill

Sanitas™ v.10.1.06 Software licensed to Groundwater Stats Consulting. UG
Hollow symbols indicate censored values.
Within Limit

## Prediction Limit

Intrawell Non-parametric

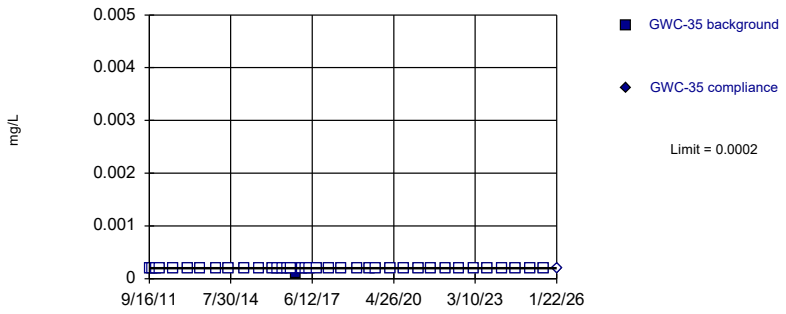


Non-parametric test used in lieu of parametric prediction limit because censored data exceeded 50%. Limit is highest of 38 background values. 97.37% NDs. Well-constituent pair annual alpha = 0.002586. Individual comparison alpha = 0.001294 (1 of 2).

Constituent: Mercury Analysis Run 3/31/2026 6:02 AM View: Appendix I
Plant Wansley Client: Southern Company Data: Wansley Landfill

Sanitas™ v.10.1.06 Software licensed to Groundwater Stats Consulting. UG
Hollow symbols indicate censored values.
Within Limit

## Prediction Limit

Intrawell Non-parametric

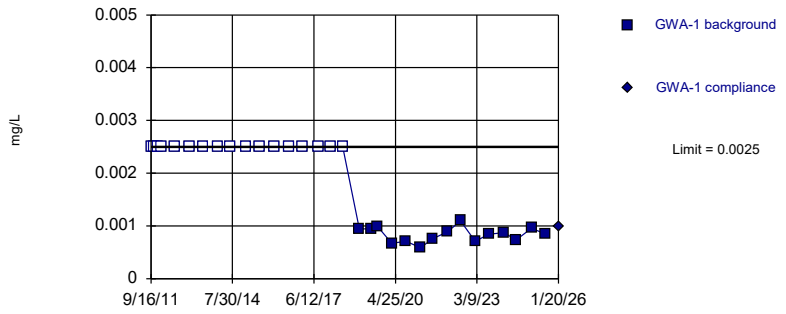


Non-parametric test used in lieu of parametric prediction limit because censored data exceeded 50%. Limit is highest of 32 background values. 53.13% NDs. Well-constituent pair annual alpha = 0.003603. Individual comparison alpha = 0.001803 (1 of 2).

Constituent: Nickel Analysis Run 3/31/2026 6:02 AM View: Appendix I
Plant Wansley Client: Southern Company Data: Wansley Landfill

Sanitas™ v.10.1.06 Software licensed to Groundwater Stats Consulting. UG
Hollow symbols indicate censored values.
Within Limit

## Prediction Limit

Intrawell Non-parametric

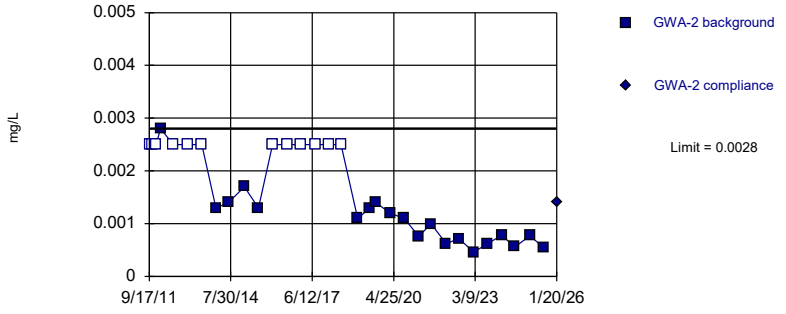


Non-parametric test used in lieu of parametric prediction limit because the Shapiro Wilk normality test showed the data to be non-normal at the 0.01 alpha level. Limit is highest of 32 background values. 37.5% NDs. Well-constituent pair annual alpha = 0.003603. Individual comparison alpha = 0.001803 (1 of 2).

Constituent: Nickel Analysis Run 3/31/2026 6:02 AM View: Appendix I
Plant Wansley Client: Southern Company Data: Wansley Landfill

Sanitas™ v.10.1.06 Software licensed to Groundwater Stats Consulting. UG
Hollow symbols indicate censored values.
Within Limit

## Prediction Limit

Intrawell Parametric

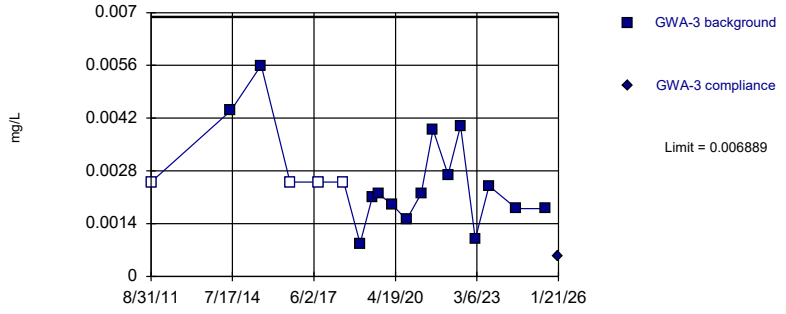


Background Data Summary (based on square root transformation) (after Kaplan-Meier Adjustment): Mean=0.04614, Std. Dev.=0.01264, n=19, 21.05% NDs. Normality test: Shapiro Wilk @alpha = 0.05, calculated = 0.9446, critical = 0.901. Kappa = 2.916 (c=16, w=29, 1 of 2, event alpha = 0.05132). Report alpha = 0.0001135.

Constituent: Nickel Analysis Run 3/31/2026 6:02 AM View: Appendix I
Plant Wansley Client: Southern Company Data: Wansley Landfill

Sanitas™ v.10.1.06 Software licensed to Groundwater Stats Consulting. UG
Hollow symbols indicate censored values.
Within Limit

## Prediction Limit

Intrawell Non-parametric

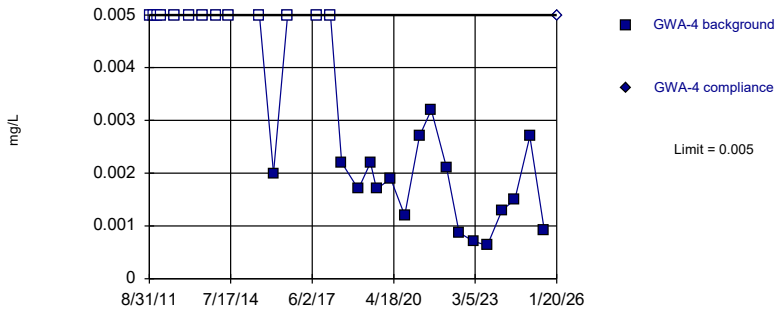


Non-parametric test used in lieu of parametric prediction limit because the Shapiro Wilk normality test showed the data to be non-normal at the 0.01 alpha level. Limit is highest of 30 background values. 43.33% NDs. Well-constituent pair annual alpha = 0.004011. Individual comparison alpha = 0.002008 (1 of 2).

Constituent: Nickel Analysis Run 3/31/2026 6:02 AM View: Appendix I
Plant Wansley Client: Southern Company Data: Wansley Landfill

Sanitas™ v.10.1.06 Software licensed to Groundwater Stats Consulting. UG
Hollow symbols indicate censored values.
Within Limit

## Prediction Limit

Intrawell Non-parametric

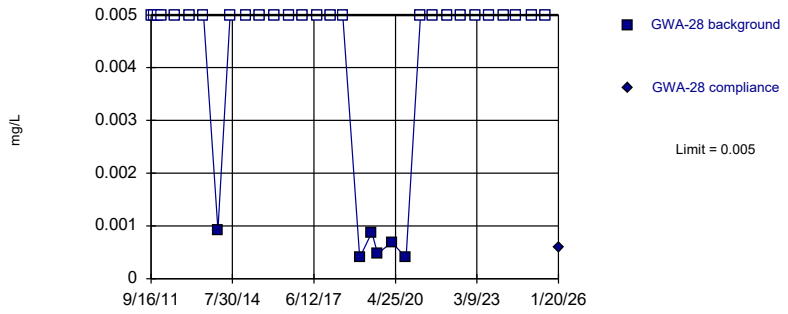


Non-parametric test used in lieu of parametric prediction limit because censored data exceeded 50%. Limit is highest of 32 background values. 81.25% NDs. Well-constituent pair annual alpha = 0.003603. Individual comparison alpha = 0.001803 (1 of 2).

Constituent: Nickel Analysis Run 3/31/2026 6:02 AM View: Appendix I
Plant Wansley Client: Southern Company Data: Wansley Landfill

Sanitas™ v.10.1.06 Software licensed to Groundwater Stats Consulting. UG
Hollow symbols indicate censored values.
Within Limit

## Prediction Limit

Intrawell Parametric

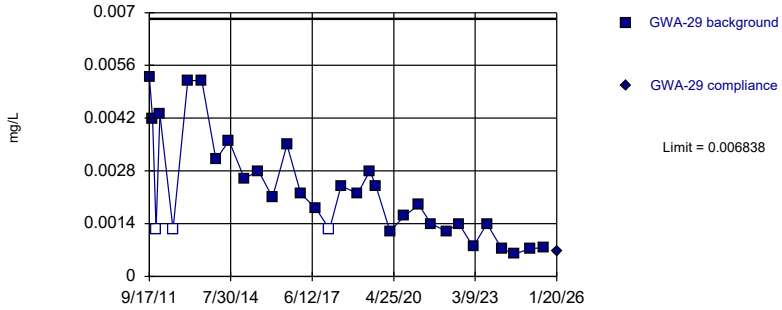


Background Data Summary (based on square root transformation): Mean=0.04577, Std. Dev.=0.01406, n=32, 9.375% NDs. Normality test: Shapiro Wilk @alpha = 0.01, calculated = 0.9413, critical = 0.904. Kappa = 2.625 (c=16, w=29, 1 of 2, event alpha = 0.05132). Report alpha = 0.0001135.

Constituent: Nickel Analysis Run 3/31/2026 6:02 AM View: Appendix I
Plant Wansley Client: Southern Company Data: Wansley Landfill

Sanitas™ v.10.1.06 Software licensed to Groundwater Stats Consulting. UG
Hollow symbols indicate censored values.
Within Limit

## Prediction Limit

Intrawell Parametric

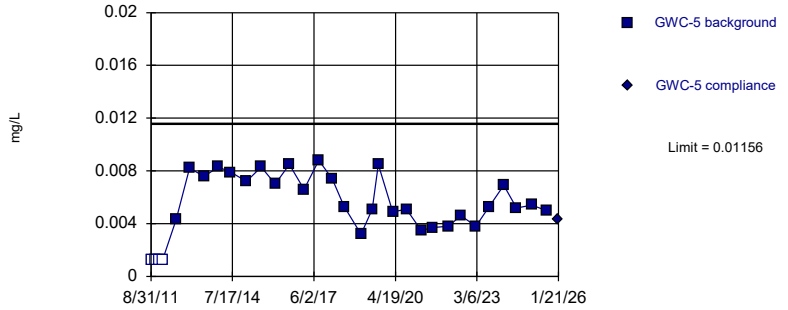


Background Data Summary: Mean=0.00545, Std. Dev.=0.002326, n=32, 12.5% NDs. Normality test: Shapiro Wilk @alpha = 0.01, calculated = 0.9236, critical = 0.904. Kappa = 2.625 (c=16, w=29, 1 of 2, event alpha = 0.05132). Report alpha = 0.0001135.

Constituent: Nickel Analysis Run 3/31/2026 6:02 AM View: Appendix I
Plant Wansley Client: Southern Company Data: Wansley Landfill

Sanitas™ v.10.1.06 Software licensed to Groundwater Stats Consulting. UG
Hollow symbols indicate censored values.
Within Limit

## Prediction Limit

Intrawell Parametric

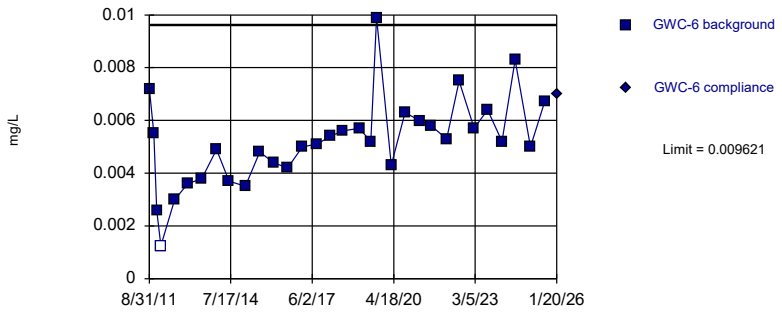


Background Data Summary: Mean=0.005214, Std. Dev.=0.001678, n=32, 3.125% NDs. Normality test: Shapiro Wilk @alpha = 0.01, calculated = 0.9762, critical = 0.904. Kappa = 2.625 (c=16, w=29, 1 of 2, event alpha = 0.05132). Report alpha = 0.0001135.

Constituent: Nickel Analysis Run 3/31/2026 6:02 AM View: Appendix I
Plant Wansley Client: Southern Company Data: Wansley Landfill

Sanitas™ v.10.1.06 Software licensed to Groundwater Stats Consulting. UG
Hollow symbols indicate censored values.
Within Limit

## Prediction Limit

Intrawell Parametric

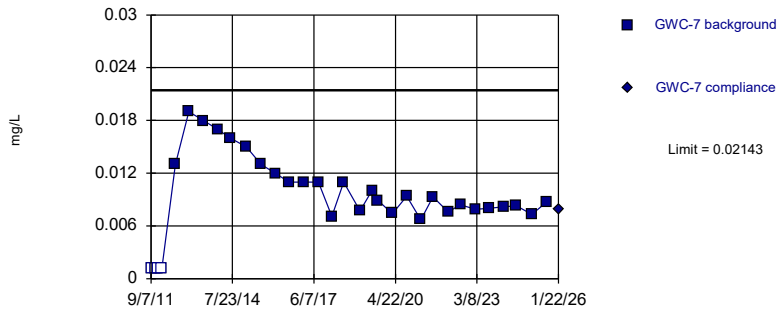


Background Data Summary: Mean=0.009466, Std. Dev.=0.004556, n=32, 12.5% NDs. Normality test: Shapiro Wilk @alpha = 0.01, calculated = 0.9343, critical = 0.904. Kappa = 2.625 (c=16, w=29, 1 of 2, event alpha = 0.05132). Report alpha = 0.0001135.

Constituent: Nickel Analysis Run 3/31/2026 6:02 AM View: Appendix I
Plant Wansley Client: Southern Company Data: Wansley Landfill

Sanitas™ v.10.1.06 Software licensed to Groundwater Stats Consulting. UG
Hollow symbols indicate censored values.
Within Limit

## Prediction Limit

Intrawell Parametric

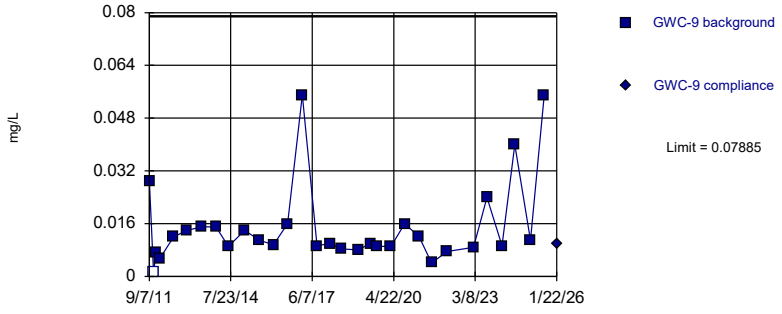


Background Data Summary (based on natural log transformation): Mean=-4.46, Std. Dev.=0.7282, n=31, 3.226% NDs. Normality test: Shapiro Wilk @alpha = 0.01, calculated = 0.9073, critical = 0.902. Kappa = 2.636 (c=16, w=29, 1 of 2, event alpha = 0.05132). Report alpha = 0.0001135.

Constituent: Nickel Analysis Run 3/31/2026 6:02 AM View: Appendix I
Plant Wansley Client: Southern Company Data: Wansley Landfill

Sanitas™ v.10.1.06 Software licensed to Groundwater Stats Consulting. UG
Within Limit

## Prediction Limit

Intrawell Parametric

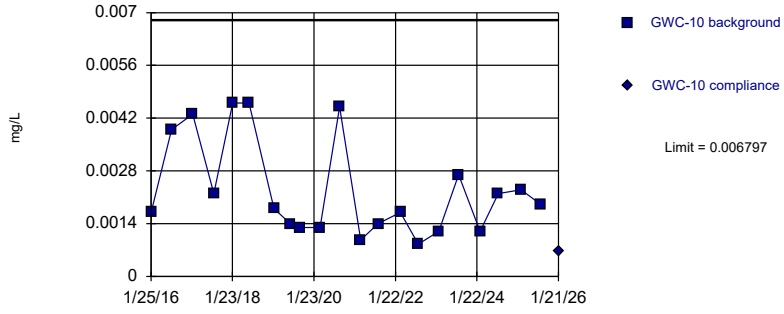


Background Data Summary (based on square root transformation): Mean=0.04617, Std. Dev.=0.01276, n=21. Normality test: Shapiro Wilk @alpha = 0.01, calculated = 0.8807, critical = 0.873. Kappa = 2.842 (c=16, w=29, 1 of 2, event alpha = 0.05132). Report alpha = 0.0001135.

Constituent: Nickel Analysis Run 3/31/2026 6:02 AM View: Appendix I
Plant Wansley Client: Southern Company Data: Wansley Landfill

Sanitas™ v.10.1.06 Software licensed to Groundwater Stats Consulting. UG
Hollow symbols indicate censored values.
Within Limit

## Prediction Limit

Intrawell Non-parametric

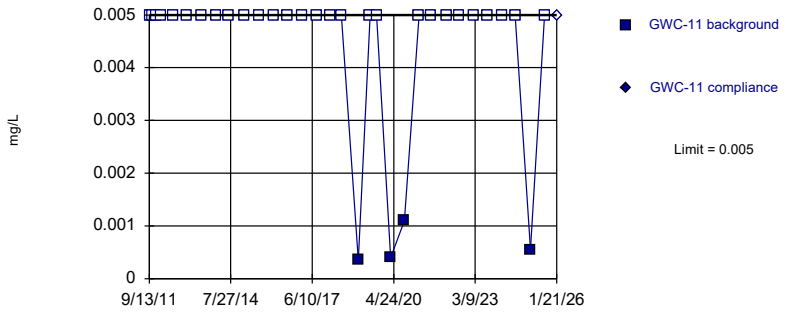


Non-parametric test used in lieu of parametric prediction limit because censored data exceeded 50%. Limit is highest of 32 background values. 87.5% NDs. Well-constituent pair annual alpha = 0.003603. Individual comparison alpha = 0.001803 (1 of 2).

Constituent: Nickel Analysis Run 3/31/2026 6:02 AM View: Appendix I
Plant Wansley Client: Southern Company Data: Wansley Landfill

Sanitas™ v.10.1.06 Software licensed to Groundwater Stats Consulting. UG
Hollow symbols indicate censored values.
Within Limit

## Prediction Limit

Intrawell Non-parametric

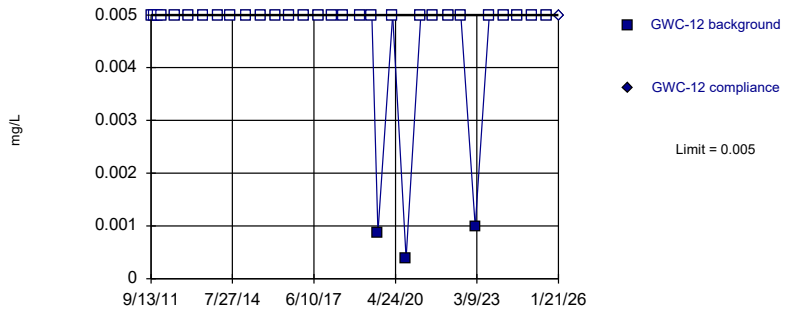


Non-parametric test used in lieu of parametric prediction limit because censored data exceeded 50%. Limit is highest of 32 background values. 90.63% NDs. Well-constituent pair annual alpha = 0.003603. Individual comparison alpha = 0.001803 (1 of 2).

Constituent: Nickel Analysis Run 3/31/2026 6:02 AM View: Appendix I
Plant Wansley Client: Southern Company Data: Wansley Landfill

Sanitas™ v.10.1.06 Software licensed to Groundwater Stats Consulting. UG
Hollow symbols indicate censored values.
Within Limit

## Prediction Limit

Intrawell Non-parametric

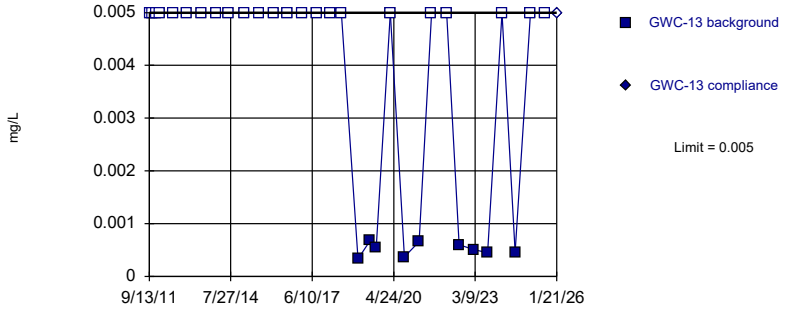


Non-parametric test used in lieu of parametric prediction limit because censored data exceeded 50%. Limit is highest of 32 background values. 71.88% NDs. Well-constituent pair annual alpha = 0.003603. Individual comparison alpha = 0.001803 (1 of 2).

Constituent: Nickel Analysis Run 3/31/2026 6:02 AM View: Appendix I
Plant Wansley Client: Southern Company Data: Wansley Landfill

Sanitas™ v.10.1.06 Software licensed to Groundwater Stats Consulting. UG
Within Limit

## Prediction Limit

Intrawell Parametric

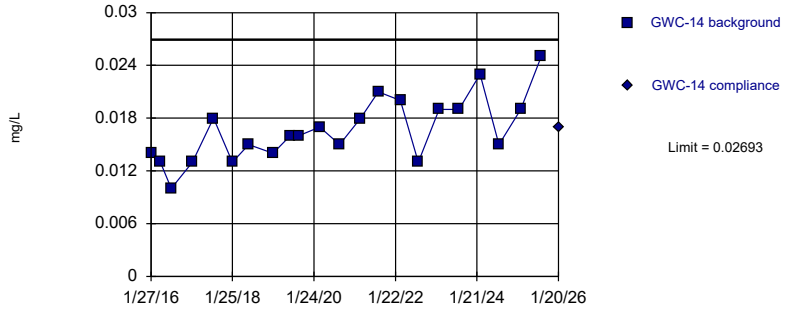


Background Data Summary: Mean=0.01664, Std. Dev.=0.003659, n=22. Normality test: Shapiro Wilk @alpha = 0.01, calculated = 0.9647, critical = 0.878. Kappa = 2.815 (c=16, w=29, 1 of 2, event alpha = 0.05132). Report alpha = 0.0001135.

Constituent: Nickel Analysis Run 3/31/2026 6:02 AM View: Appendix I
Plant Wansley Client: Southern Company Data: Wansley Landfill

Sanitas™ v.10.1.06 Software licensed to Groundwater Stats Consulting. UG
Hollow symbols indicate censored values.
Within Limit

## Prediction Limit

Intrawell Non-parametric

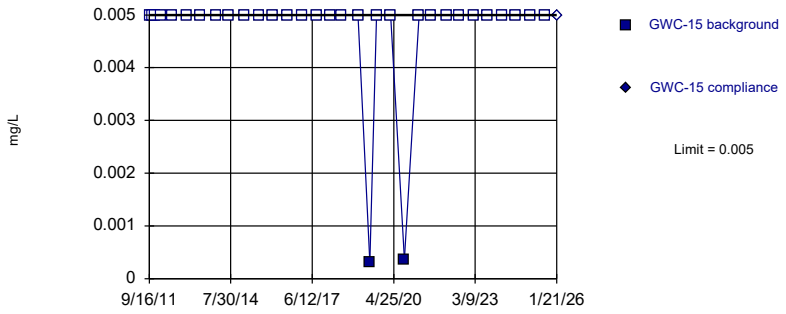


Non-parametric test used in lieu of parametric prediction limit because censored data exceeded 50%. Limit is highest of 32 background values. 93.75% NDs. Well-constituent pair annual alpha = 0.003603. Individual comparison alpha = 0.001803 (1 of 2).

Constituent: Nickel Analysis Run 3/31/2026 6:03 AM View: Appendix I
Plant Wansley Client: Southern Company Data: Wansley Landfill

Sanitas™ v.10.1.06 Software licensed to Groundwater Stats Consulting. UG
Hollow symbols indicate censored values.
Within Limit

## Prediction Limit

Intrawell Non-parametric

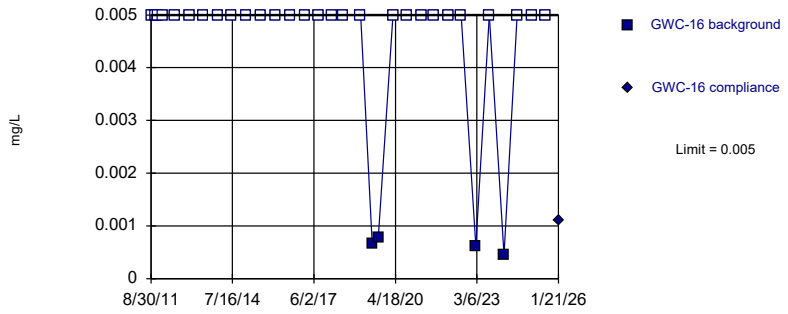


Non-parametric test used in lieu of parametric prediction limit because censored data exceeded 50%. Limit is highest of 32 background values. 87.5% NDs. Well-constituent pair annual alpha = 0.003603. Individual comparison alpha = 0.001803 (1 of 2).

Constituent: Nickel Analysis Run 3/31/2026 6:03 AM View: Appendix I
Plant Wansley Client: Southern Company Data: Wansley Landfill

Sanitas™ v.10.1.06 Software licensed to Groundwater Stats Consulting. UG
Hollow symbols indicate censored values.
Within Limit

## Prediction Limit

Intrawell Non-parametric

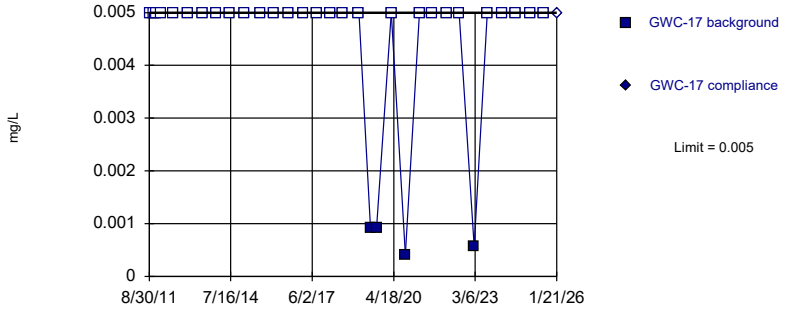


Non-parametric test used in lieu of parametric prediction limit because censored data exceeded 50%. Limit is highest of 32 background values. 87.5% NDs. Well-constituent pair annual alpha = 0.003603. Individual comparison alpha = 0.001803 (1 of 2).

Constituent: Nickel Analysis Run 3/31/2026 6:03 AM View: Appendix I
Plant Wansley Client: Southern Company Data: Wansley Landfill

Sanitas™ v.10.1.06 Software licensed to Groundwater Stats Consulting. UG
Hollow symbols indicate censored values.
Within Limit

## Prediction Limit

Intrawell Non-parametric

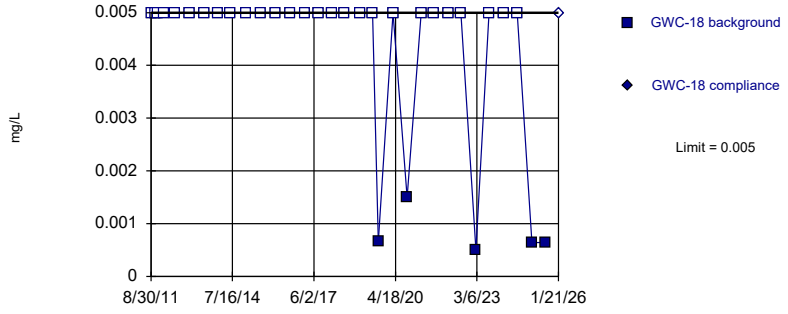


Non-parametric test used in lieu of parametric prediction limit because censored data exceeded 50%. Limit is highest of 32 background values. 84.38% NDs. Well-constituent pair annual alpha = 0.003603. Individual comparison alpha = 0.001803 (1 of 2).

Constituent: Nickel Analysis Run 3/31/2026 6:03 AM View: Appendix I
Plant Wansley Client: Southern Company Data: Wansley Landfill

Sanitas™ v.10.1.06 Software licensed to Groundwater Stats Consulting. UG
Hollow symbols indicate censored values.
Within Limit

## Prediction Limit

Intrawell Non-parametric

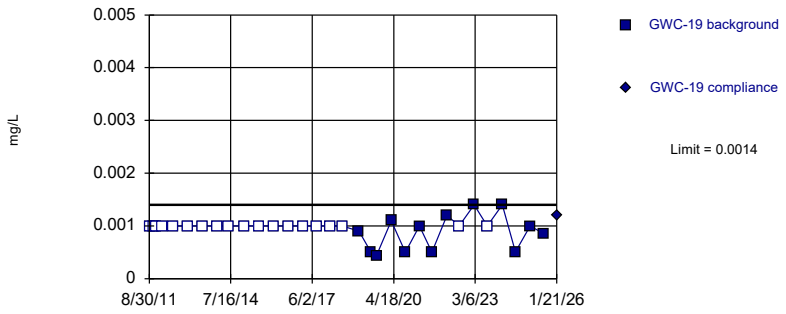


Non-parametric test used in lieu of parametric prediction limit because censored data exceeded 50%. Limit is highest of 32 background values. 59.38% NDs. Well-constituent pair annual alpha = 0.003603. Individual comparison alpha = 0.001803 (1 of 2).

Constituent: Nickel Analysis Run 3/31/2026 6:03 AM View: Appendix I
Plant Wansley Client: Southern Company Data: Wansley Landfill

Sanitas™ v.10.1.06 Software licensed to Groundwater Stats Consulting. UG
Hollow symbols indicate censored values.
Within Limit

## Prediction Limit

Intrawell Non-parametric

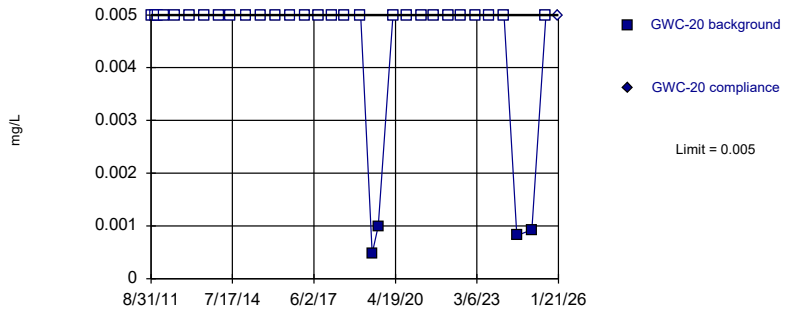


Non-parametric test used in lieu of parametric prediction limit because censored data exceeded 50%. Limit is highest of 32 background values. 87.5% NDs. Well-constituent pair annual alpha = 0.003603. Individual comparison alpha = 0.001803 (1 of 2).

Constituent: Nickel Analysis Run 3/31/2026 6:03 AM View: Appendix I
Plant Wansley Client: Southern Company Data: Wansley Landfill

Sanitas™ v.10.1.06 Software licensed to Groundwater Stats Consulting. UG
Hollow symbols indicate censored values.
Within Limit

## Prediction Limit

Intrawell Non-parametric

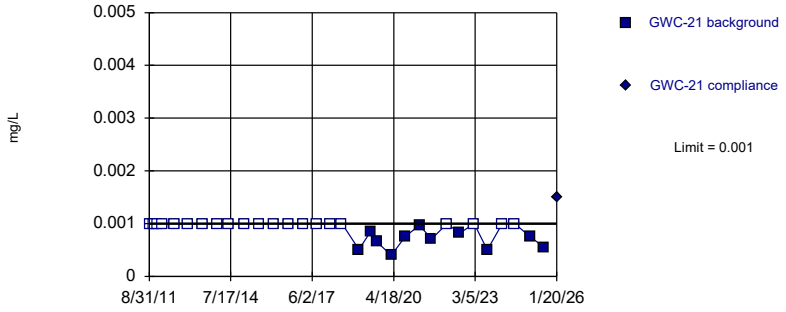


Non-parametric test used in lieu of parametric prediction limit because censored data exceeded 50%. Limit is highest of 32 background values. 65.63% NDs. Well-constituent pair annual alpha = 0.003603. Individual comparison alpha = 0.001803 (1 of 2).

Constituent: Nickel Analysis Run 3/31/2026 6:03 AM View: Appendix I
Plant Wansley Client: Southern Company Data: Wansley Landfill

Sanitas™ v.10.1.06 Software licensed to Groundwater Stats Consulting. UG
Hollow symbols indicate censored values.
Within Limit

## Prediction Limit

Intrawell Non-parametric

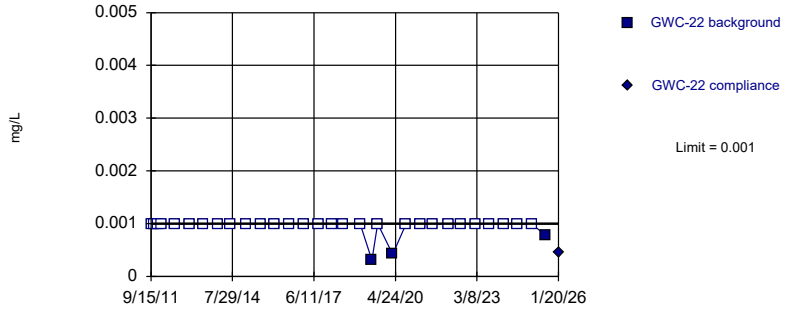


Non-parametric test used in lieu of parametric prediction limit because censored data exceeded 50%. Limit is highest of 32 background values. 90.63% NDs. Well-constituent pair annual alpha = 0.003603. Individual comparison alpha = 0.001803 (1 of 2).

Constituent: Nickel Analysis Run 3/31/2026 6:03 AM View: Appendix I
Plant Wansley Client: Southern Company Data: Wansley Landfill

Sanitas™ v.10.1.06 Software licensed to Groundwater Stats Consulting. UG
Hollow symbols indicate censored values.
Within Limit

## Prediction Limit

Intrawell Non-parametric

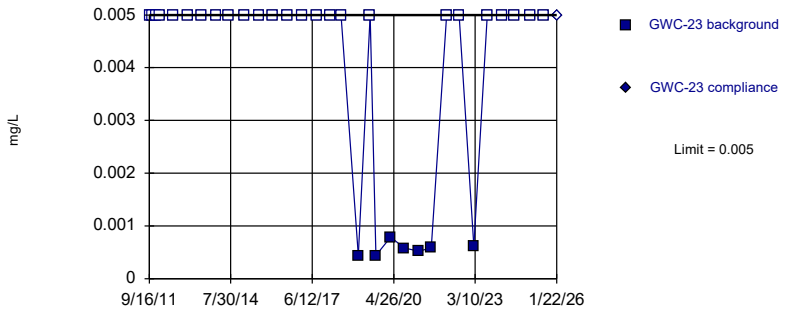


Non-parametric test used in lieu of parametric prediction limit because censored data exceeded 50%. Limit is highest of 32 background values. 78.13% NDs. Well-constituent pair annual alpha = 0.003603. Individual comparison alpha = 0.001803 (1 of 2).

Constituent: Nickel Analysis Run 3/31/2026 6:03 AM View: Appendix I
Plant Wansley Client: Southern Company Data: Wansley Landfill

Sanitas™ v.10.1.06 Software licensed to Groundwater Stats Consulting. UG
Hollow symbols indicate censored values.
Within Limit

## Prediction Limit

Intrawell Parametric

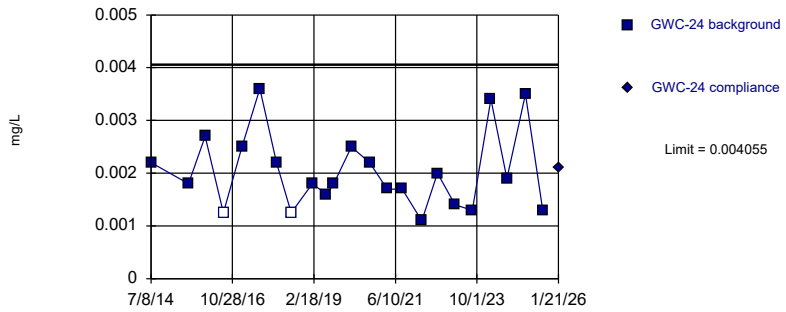


Background Data Summary: Mean=0.00203, Std. Dev.=0.0007263, n=23, 8.696% NDs. Normality test: Shapiro Wilk @alpha = 0.01, calculated = 0.9002, critical = 0.881. Kappa = 2.787 (c=16, w=29, 1 of 2, event alpha = 0.05132). Report alpha = 0.0001135.

Constituent: Nickel Analysis Run 3/31/2026 6:03 AM View: Appendix I
Plant Wansley Client: Southern Company Data: Wansley Landfill

Sanitas™ v.10.1.06 Software licensed to Groundwater Stats Consulting. UG
Hollow symbols indicate censored values.
Within Limit

## Prediction Limit

Intrawell Parametric

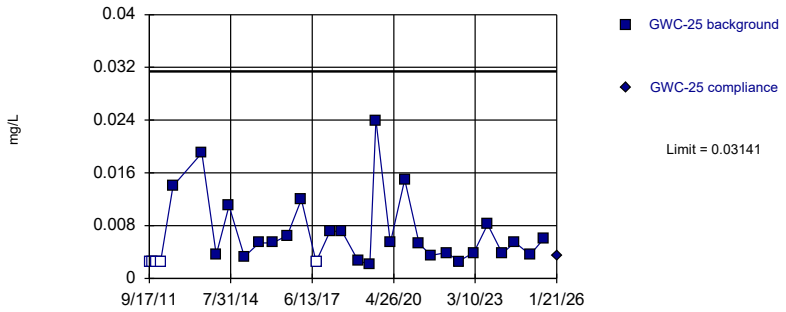


Background Data Summary (based on natural log transformation) (after Kaplan-Meier Adjustment): Mean=-5.365, Std. Dev.=0.7223, n=31, 16.13% NDs. Normality test: Shapiro Wilk @alpha = 0.01, calculated = 0.9225, critical = 0.902. Kappa = 2.636 (c=16, w=29, 1 of 2, event alpha = 0.05132). Report alpha = 0.0001135.

Constituent: Nickel Analysis Run 3/31/2026 6:03 AM View: Appendix I
Plant Wansley Client: Southern Company Data: Wansley Landfill

Sanitas™ v.10.1.06 Software licensed to Groundwater Stats Consulting. UG
Hollow symbols indicate censored values.
Within Limit

## Prediction Limit

Intrawell Non-parametric

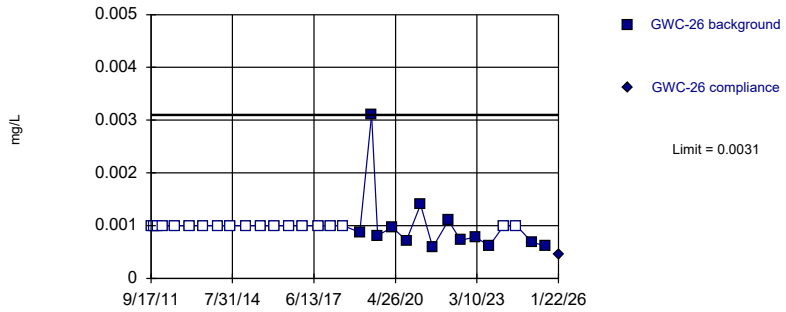


Non-parametric test used in lieu of parametric prediction limit because censored data exceeded 50%. Limit is highest of 32 background values. 59.38% NDs. Well-constituent pair annual alpha = 0.003603. Individual comparison alpha = 0.001803 (1 of 2).

Constituent: Nickel Analysis Run 3/31/2026 6:03 AM View: Appendix I
Plant Wansley Client: Southern Company Data: Wansley Landfill

Sanitas™ v.10.1.06 Software licensed to Groundwater Stats Consulting. UG
Hollow symbols indicate censored values.
Within Limit

## Prediction Limit

Intrawell Non-parametric

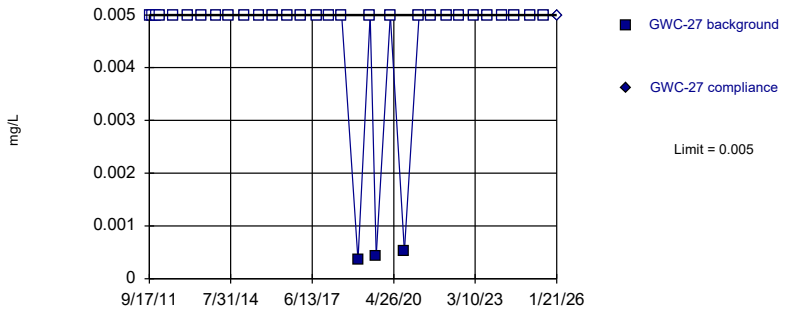


Non-parametric test used in lieu of parametric prediction limit because censored data exceeded 50%. Limit is highest of 32 background values. 90.63% NDs. Well-constituent pair annual alpha = 0.003603. Individual comparison alpha = 0.001803 (1 of 2).

Constituent: Nickel Analysis Run 3/31/2026 6:03 AM View: Appendix I
Plant Wansley Client: Southern Company Data: Wansley Landfill

Sanitas™ v.10.1.06 Software licensed to Groundwater Stats Consulting. UG
Hollow symbols indicate censored values.
Within Limit

## Prediction Limit

Intrawell Parametric

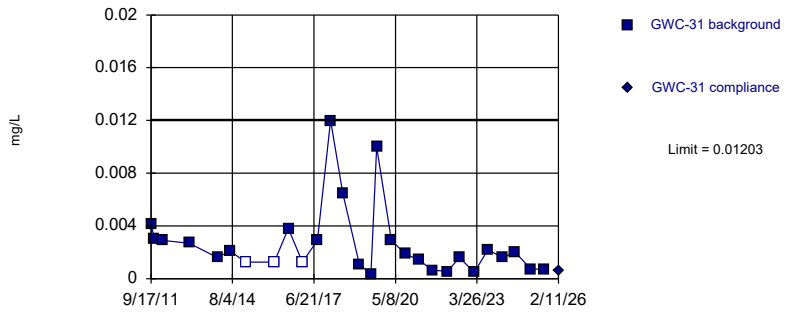


Background Data Summary (based on cube root transformation): Mean=0.1268, Std. Dev.=0.03817, n=28, 10.71% NDs. Normality test: Shapiro Wilk @alpha = 0.01, calculated = 0.9229, critical = 0.896. Kappa = 2.682 (c=16, w=29, 1 of 2, event alpha = 0.05132). Report alpha = 0.0001135.

Constituent: Nickel Analysis Run 3/31/2026 6:03 AM View: Appendix I
Plant Wansley Client: Southern Company Data: Wansley Landfill

Sanitas™ v.10.1.06 Software licensed to Groundwater Stats Consulting. UG
Hollow symbols indicate censored values.
Within Limit

## Prediction Limit

Intrawell Non-parametric

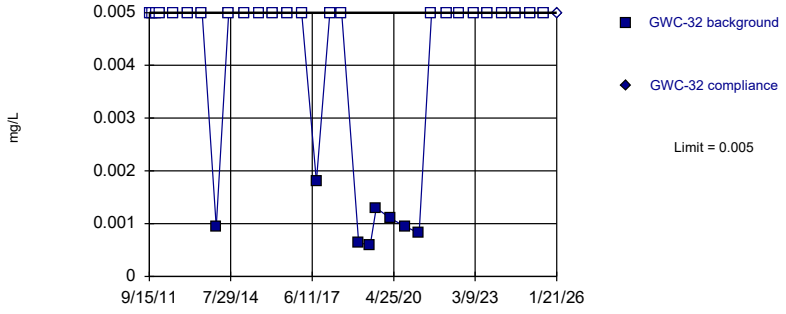


Non-parametric test used in lieu of parametric prediction limit because censored data exceeded 50%. Limit is highest of 32 background values. 75% NDs. Well-constituent pair annual alpha = 0.003603. Individual comparison alpha = 0.001803 (1 of 2).

Constituent: Nickel Analysis Run 3/31/2026 6:03 AM View: Appendix I
Plant Wansley Client: Southern Company Data: Wansley Landfill

Sanitas™ v.10.1.06 Software licensed to Groundwater Stats Consulting. UG
Hollow symbols indicate censored values.
Within Limit

## Prediction Limit

Intrawell Non-parametric

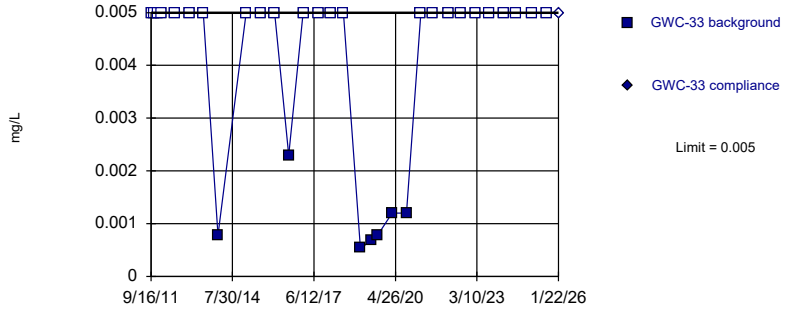


Non-parametric test used in lieu of parametric prediction limit because censored data exceeded 50%. Limit is highest of 31 background values. 77.42% NDs. Well-constituent pair annual alpha = 0.003807. Individual comparison alpha = 0.001905 (1 of 2).

Constituent: Nickel Analysis Run 3/31/2026 6:03 AM View: Appendix I
Plant Wansley Client: Southern Company Data: Wansley Landfill

Sanitas™ v.10.1.06 Software licensed to Groundwater Stats Consulting. UG
Hollow symbols indicate censored values.
Within Limit

## Prediction Limit

Intrawell Non-parametric

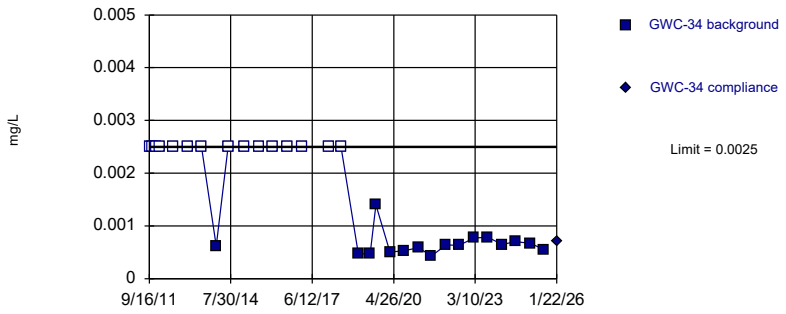


Non-parametric test used in lieu of parametric prediction limit because the Shapiro Wilk normality test showed the data to be non-normal at the 0.01 alpha level. Limit is highest of 31 background values. 48.39% NDs. Well-constituent pair annual alpha = 0.003807. Individual comparison alpha = 0.001905 (1 of 2).

Constituent: Nickel Analysis Run 3/31/2026 6:03 AM View: Appendix I
Plant Wansley Client: Southern Company Data: Wansley Landfill

Sanitas™ v.10.1.06 Software licensed to Groundwater Stats Consulting. UG
Hollow symbols indicate censored values.
Within Limit

## Prediction Limit

Intrawell Parametric

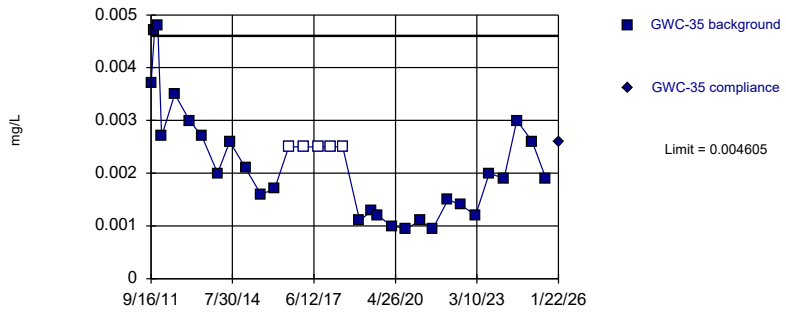


Background Data Summary (after Kaplan-Meier Adjustment): Mean=0.001849, Std. Dev.=0.00105, n=32, 15.63% NDs. Normality test: Shapiro Wilk @alpha = 0.01, calculated = 0.9119, critical = 0.904. Kappa = 2.625 (c=16, w=29, 1 of 2, event alpha = 0.05132). Report alpha = 0.0001135.

Constituent: Nickel Analysis Run 3/31/2026 6:03 AM View: Appendix I
Plant Wansley Client: Southern Company Data: Wansley Landfill

Sanitas™ v.10.1.06 Software licensed to Groundwater Stats Consulting. UG
Hollow symbols indicate censored values.
Within Limit

## Prediction Limit

Intrawell Non-parametric

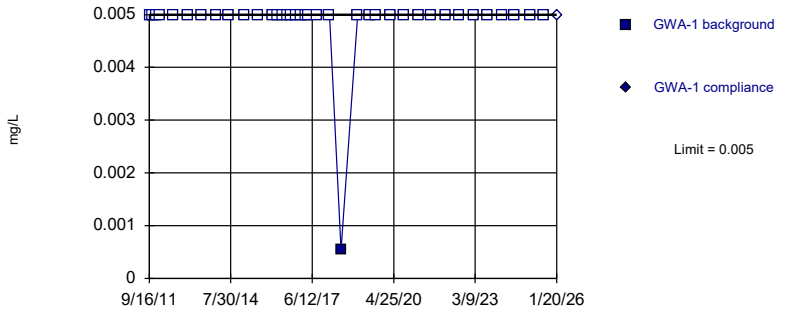


Non-parametric test used in lieu of parametric prediction limit because censored data exceeded 50%. Limit is highest of 38 background values. 97.37% NDs. Well-constituent pair annual alpha = 0.002586. Individual comparison alpha = 0.001294 (1 of 2).

Constituent: Selenium Analysis Run 3/31/2026 6:03 AM View: Appendix I
Plant Wansley Client: Southern Company Data: Wansley Landfill

Sanitas™ v.10.1.06 Software licensed to Groundwater Stats Consulting. UG
Hollow symbols indicate censored values.
Within Limit

## Prediction Limit

Intrawell Non-parametric

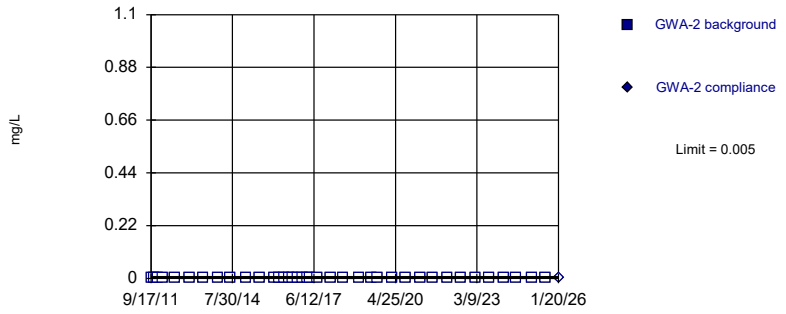


Non-parametric test used in lieu of parametric prediction limit because censored data exceeded 50%. All background values (n = 38) were censored; limit is most recent reporting limit. Well-constituent pair annual alpha = 0.002586. Individual comparison alpha = 0.001294 (1 of 2).

Constituent: Selenium Analysis Run 3/31/2026 6:03 AM View: Appendix I
Plant Wansley Client: Southern Company Data: Wansley Landfill

Sanitas™ v.10.1.06 Software licensed to Groundwater Stats Consulting. UG
Hollow symbols indicate censored values.
Within Limit

## Prediction Limit

Intrawell Non-parametric

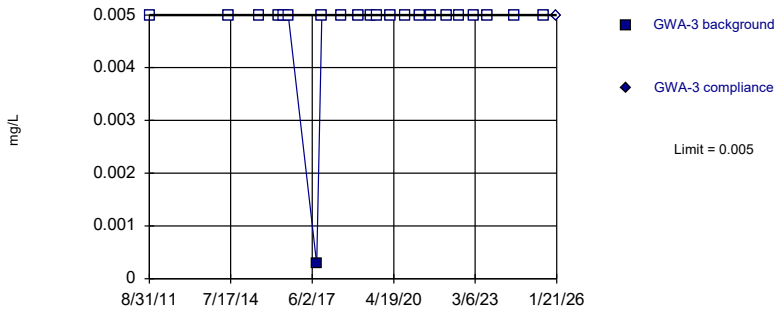


Non-parametric test used in lieu of parametric prediction limit because censored data exceeded 50%. Limit is highest of 22 background values. 95.45% NDs. Well-constituent pair annual alpha = 0.007401. Individual comparison alpha = 0.003707 (1 of 2).

Constituent: Selenium Analysis Run 3/31/2026 6:03 AM View: Appendix I
Plant Wansley Client: Southern Company Data: Wansley Landfill

Sanitas™ v.10.1.06 Software licensed to Groundwater Stats Consulting. UG
Hollow symbols indicate censored values.
Within Limit

## Prediction Limit

Intrawell Non-parametric

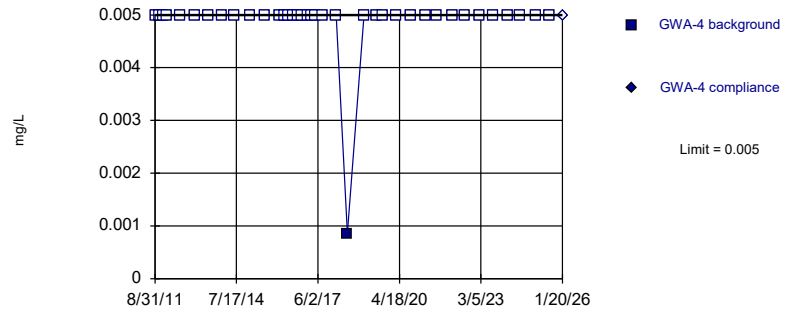


Non-parametric test used in lieu of parametric prediction limit because censored data exceeded 50%. Limit is highest of 38 background values. 97.37% NDs. Well-constituent pair annual alpha = 0.002586. Individual comparison alpha = 0.001294 (1 of 2).

Constituent: Selenium Analysis Run 3/31/2026 6:03 AM View: Appendix I
Plant Wansley Client: Southern Company Data: Wansley Landfill

Sanitas™ v.10.1.06 Software licensed to Groundwater Stats Consulting. UG
Hollow symbols indicate censored values.
Within Limit

## Prediction Limit

Intrawell Non-parametric

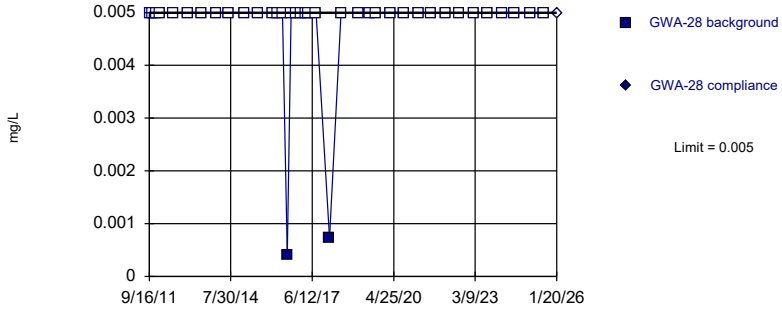


Non-parametric test used in lieu of parametric prediction limit because censored data exceeded 50%. Limit is highest of 38 background values. 94.74% NDs. Well-constituent pair annual alpha = 0.002586. Individual comparison alpha = 0.001294 (1 of 2).

Constituent: Selenium Analysis Run 3/31/2026 6:03 AM View: Appendix I
Plant Wansley Client: Southern Company Data: Wansley Landfill

Sanitas™ v.10.1.06 Software licensed to Groundwater Stats Consulting. UG
Hollow symbols indicate censored values.
Within Limit

## Prediction Limit

Intrawell Non-parametric

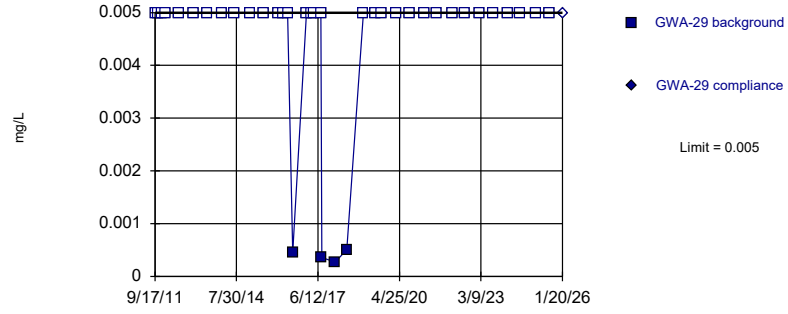


Non-parametric test used in lieu of parametric prediction limit because censored data exceeded 50%. Limit is highest of 37 background values. 89.19% NDs. Well-constituent pair annual alpha = 0.002721. Individual comparison alpha = 0.001361 (1 of 2).

Constituent: Selenium Analysis Run 3/31/2026 6:03 AM View: Appendix I
Plant Wansley Client: Southern Company Data: Wansley Landfill

Sanitas™ v.10.1.06 Software licensed to Groundwater Stats Consulting. UG
Hollow symbols indicate censored values.
Within Limit

## Prediction Limit

Intrawell Non-parametric

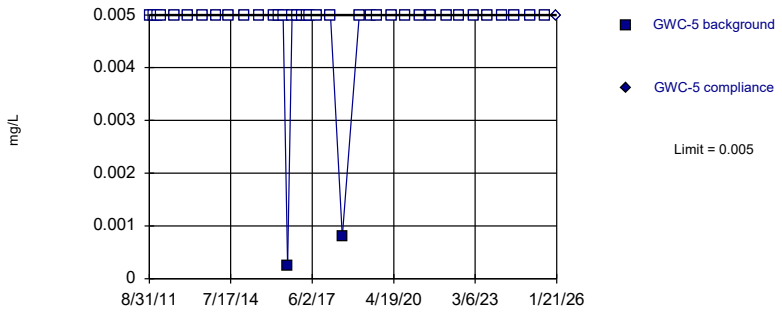


Non-parametric test used in lieu of parametric prediction limit because censored data exceeded 50%. Limit is highest of 38 background values. 94.74% NDs. Well-constituent pair annual alpha = 0.002586. Individual comparison alpha = 0.001294 (1 of 2).

Constituent: Selenium Analysis Run 3/31/2026 6:03 AM View: Appendix I
Plant Wansley Client: Southern Company Data: Wansley Landfill

Sanitas™ v.10.1.06 Software licensed to Groundwater Stats Consulting. UG
Hollow symbols indicate censored values.
Within Limit

## Prediction Limit

Intrawell Non-parametric

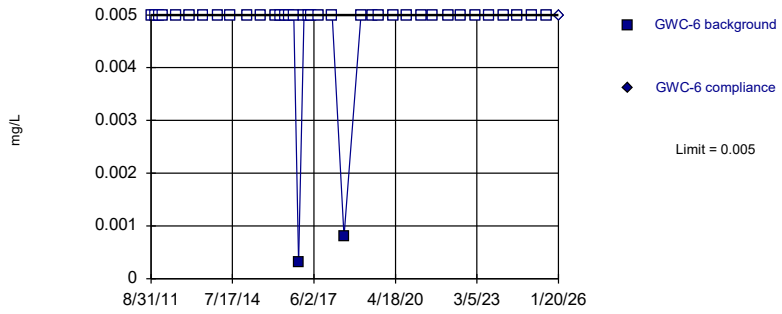


Non-parametric test used in lieu of parametric prediction limit because censored data exceeded 50%. Limit is highest of 38 background values. 94.74% NDs. Well-constituent pair annual alpha = 0.002586. Individual comparison alpha = 0.001294 (1 of 2).

Constituent: Selenium Analysis Run 3/31/2026 6:03 AM View: Appendix I
Plant Wansley Client: Southern Company Data: Wansley Landfill

Sanitas™ v.10.1.06 Software licensed to Groundwater Stats Consulting. UG
Hollow symbols indicate censored values.
Within Limit

## Prediction Limit

Intrawell Non-parametric

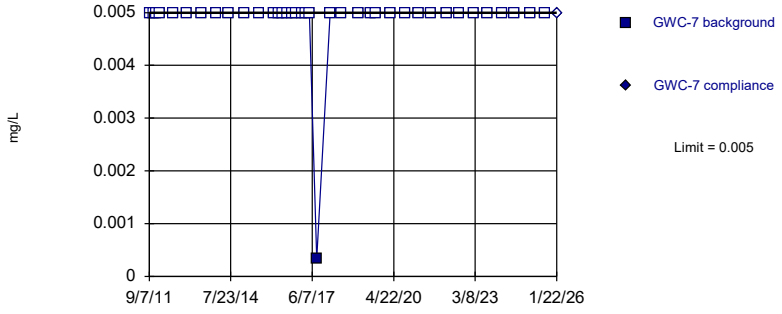


Non-parametric test used in lieu of parametric prediction limit because censored data exceeded 50%. Limit is highest of 38 background values. 97.37% NDs. Well-constituent pair annual alpha = 0.002586. Individual comparison alpha = 0.001294 (1 of 2).

Constituent: Selenium Analysis Run 3/31/2026 6:03 AM View: Appendix I
Plant Wansley Client: Southern Company Data: Wansley Landfill

Sanitas™ v.10.1.06 Software licensed to Groundwater Stats Consulting. UG
Hollow symbols indicate censored values.
Within Limit

## Prediction Limit

Intrawell Non-parametric

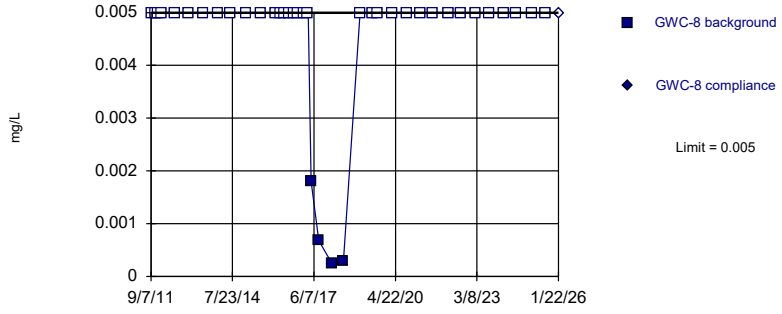


Non-parametric test used in lieu of parametric prediction limit because censored data exceeded 50%. Limit is highest of 38 background values. 89.47% NDs. Well-constituent pair annual alpha = 0.002586. Individual comparison alpha = 0.001294 (1 of 2).

Constituent: Selenium Analysis Run 3/31/2026 6:03 AM View: Appendix I
Plant Wansley Client: Southern Company Data: Wansley Landfill

Sanitas™ v.10.1.06 Software licensed to Groundwater Stats Consulting. UG
Hollow symbols indicate censored values.
Within Limit

## Prediction Limit

Intrawell Non-parametric

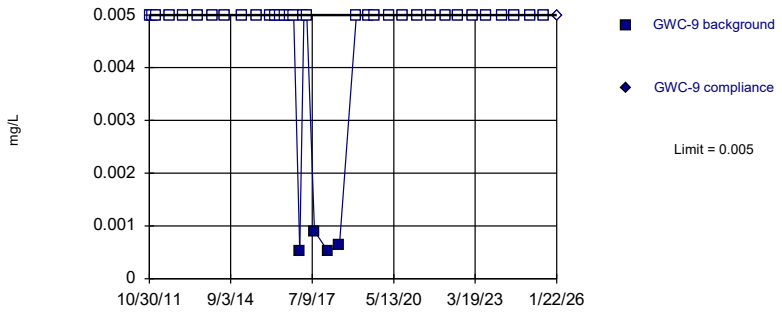


Non-parametric test used in lieu of parametric prediction limit because censored data exceeded 50%. Limit is highest of 37 background values. 89.19% NDs. Well-constituent pair annual alpha = 0.002721. Individual comparison alpha = 0.001361 (1 of 2).

Constituent: Selenium Analysis Run 3/31/2026 6:03 AM View: Appendix I
Plant Wansley Client: Southern Company Data: Wansley Landfill

Sanitas™ v.10.1.06 Software licensed to Groundwater Stats Consulting. UG
Hollow symbols indicate censored values.
Within Limit

## Prediction Limit

Intrawell Non-parametric

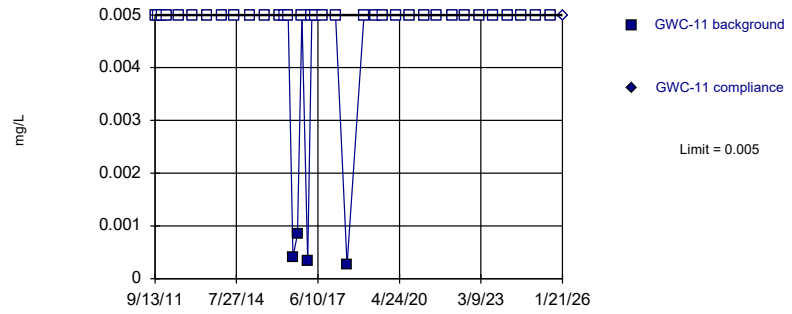


Non-parametric test used in lieu of parametric prediction limit because censored data exceeded 50%. Limit is highest of 38 background values. 89.47% NDs. Well-constituent pair annual alpha = 0.002586. Individual comparison alpha = 0.001294 (1 of 2).

Constituent: Selenium Analysis Run 3/31/2026 6:03 AM View: Appendix I
Plant Wansley Client: Southern Company Data: Wansley Landfill

Sanitas™ v.10.1.06 Software licensed to Groundwater Stats Consulting. UG
Hollow symbols indicate censored values.
Within Limit

## Prediction Limit

Intrawell Non-parametric

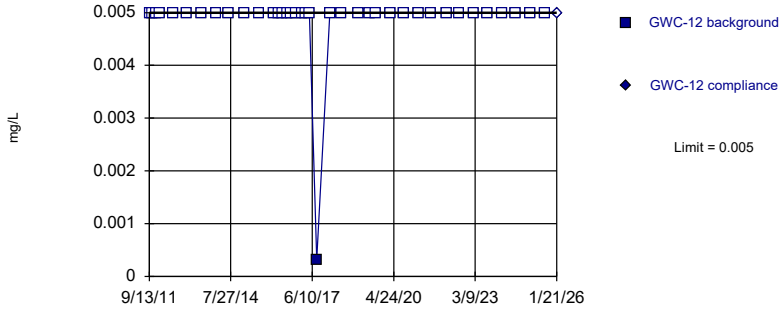


Non-parametric test used in lieu of parametric prediction limit because censored data exceeded 50%. Limit is highest of 38 background values. 97.37% NDs. Well-constituent pair annual alpha = 0.002586. Individual comparison alpha = 0.001294 (1 of 2).

Constituent: Selenium Analysis Run 3/31/2026 6:03 AM View: Appendix I
Plant Wansley Client: Southern Company Data: Wansley Landfill

Sanitas™ v.10.1.06 Software licensed to Groundwater Stats Consulting. UG
Hollow symbols indicate censored values.
Within Limit

## Prediction Limit

Intrawell Non-parametric

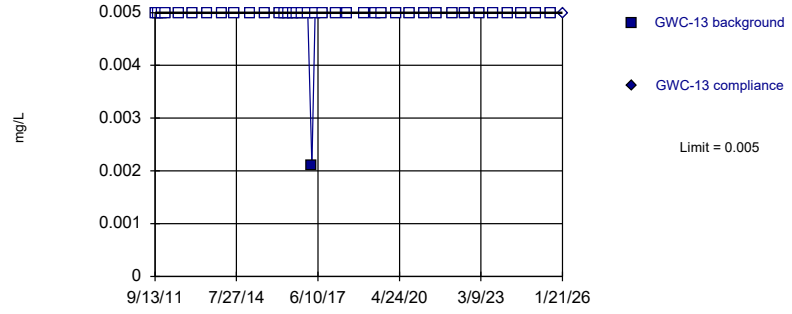


Non-parametric test used in lieu of parametric prediction limit because censored data exceeded 50%. Limit is highest of 38 background values. 97.37% NDs. Well-constituent pair annual alpha = 0.002586. Individual comparison alpha = 0.001294 (1 of 2).

Constituent: Selenium Analysis Run 3/31/2026 6:03 AM View: Appendix I
Plant Wansley Client: Southern Company Data: Wansley Landfill

Sanitas™ v.10.1.06 Software licensed to Groundwater Stats Consulting. UG
Hollow symbols indicate censored values.
Within Limit

## Prediction Limit

Intrawell Non-parametric

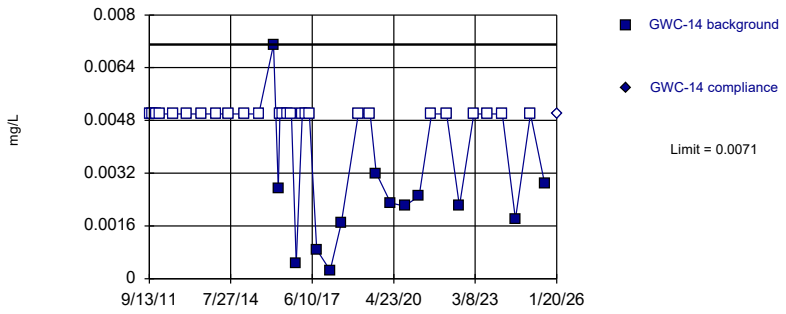


Non-parametric test used in lieu of parametric prediction limit because censored data exceeded 50%. Limit is highest of 39 background values. 66.67% NDs. Well-constituent pair annual alpha = 0.002451. Individual comparison alpha = 0.001226 (1 of 2).

Constituent: Selenium Analysis Run 3/31/2026 6:03 AM View: Appendix I
Plant Wansley Client: Southern Company Data: Wansley Landfill

Sanitas™ v.10.1.06 Software licensed to Groundwater Stats Consulting. UG
Hollow symbols indicate censored values.
Within Limit

## Prediction Limit

Intrawell Non-parametric

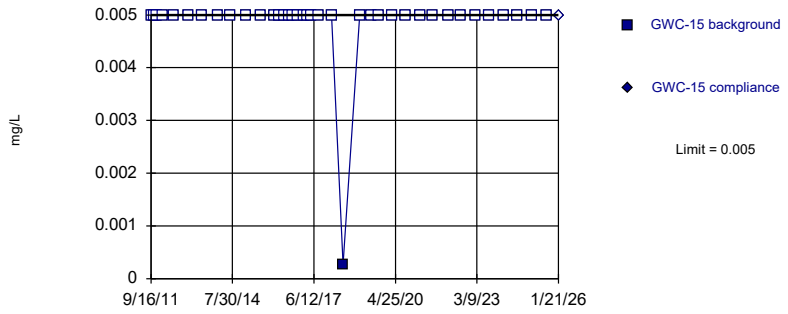


Non-parametric test used in lieu of parametric prediction limit because censored data exceeded 50%. Limit is highest of 38 background values. 97.37% NDs. Well-constituent pair annual alpha = 0.002586. Individual comparison alpha = 0.001294 (1 of 2).

Constituent: Selenium Analysis Run 3/31/2026 6:03 AM View: Appendix I
Plant Wansley Client: Southern Company Data: Wansley Landfill

Sanitas™ v.10.1.06 Software licensed to Groundwater Stats Consulting. UG
Hollow symbols indicate censored values.
Within Limit

## Prediction Limit

Intrawell Non-parametric

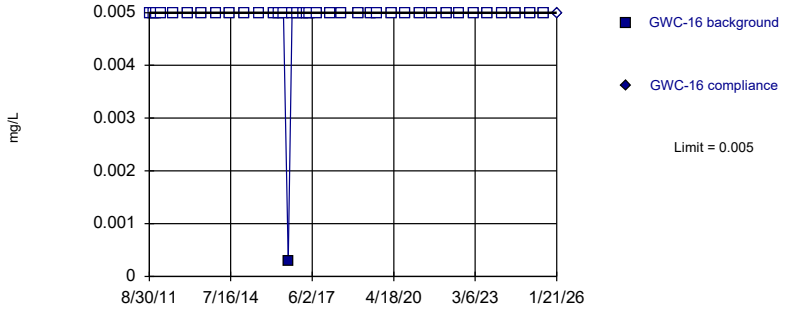


Non-parametric test used in lieu of parametric prediction limit because censored data exceeded 50%. Limit is highest of 38 background values. 97.37% NDs. Well-constituent pair annual alpha = 0.002586. Individual comparison alpha = 0.001294 (1 of 2).

Constituent: Selenium Analysis Run 3/31/2026 6:03 AM View: Appendix I
Plant Wansley Client: Southern Company Data: Wansley Landfill

Sanitas™ v.10.1.06 Software licensed to Groundwater Stats Consulting. UG
Hollow symbols indicate censored values.
Within Limit

## Prediction Limit

Intrawell Non-parametric

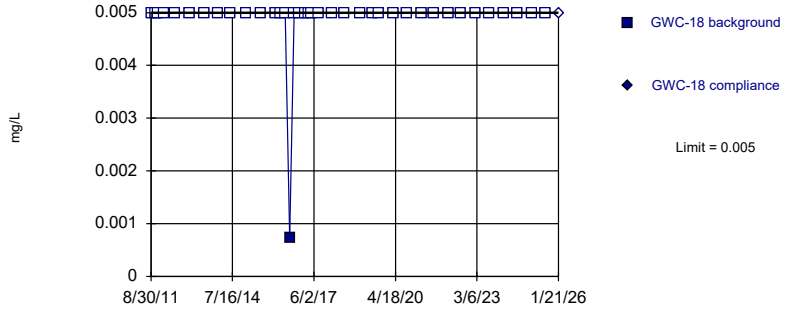


Non-parametric test used in lieu of parametric prediction limit because censored data exceeded 50%. Limit is highest of 38 background values. 97.37% NDs. Well-constituent pair annual alpha = 0.002586. Individual comparison alpha = 0.001294 (1 of 2).

Constituent: Selenium Analysis Run 3/31/2026 6:03 AM View: Appendix I
Plant Wansley Client: Southern Company Data: Wansley Landfill

Sanitas™ v.10.1.06 Software licensed to Groundwater Stats Consulting. UG
Hollow symbols indicate censored values.
Within Limit

## Prediction Limit

Intrawell Non-parametric

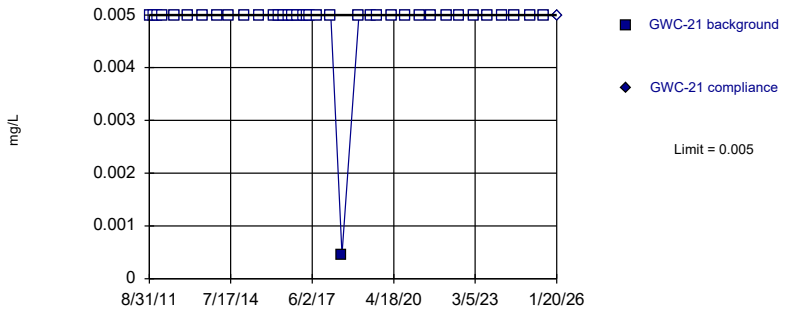


Non-parametric test used in lieu of parametric prediction limit because censored data exceeded 50%. Limit is highest of 38 background values. 97.37% NDs. Well-constituent pair annual alpha = 0.002586. Individual comparison alpha = 0.001294 (1 of 2).

Constituent: Selenium Analysis Run 3/31/2026 6:03 AM View: Appendix I
Plant Wansley Client: Southern Company Data: Wansley Landfill

Sanitas™ v.10.1.06 Software licensed to Groundwater Stats Consulting. UG
Hollow symbols indicate censored values.
Within Limit

## Prediction Limit

Intrawell Non-parametric

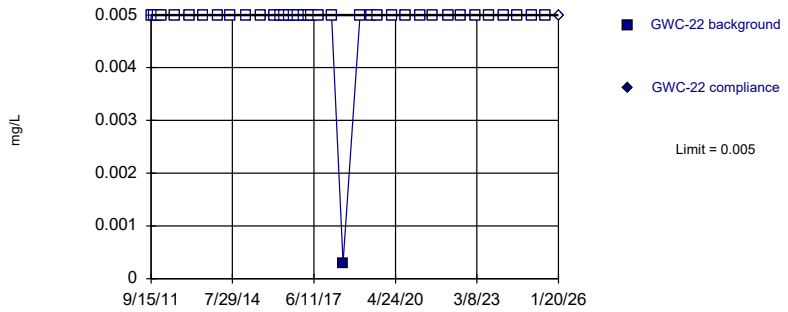


Non-parametric test used in lieu of parametric prediction limit because censored data exceeded 50%. Limit is highest of 38 background values. 97.37% NDs. Well-constituent pair annual alpha = 0.002586. Individual comparison alpha = 0.001294 (1 of 2).

Constituent: Selenium Analysis Run 3/31/2026 6:03 AM View: Appendix I
Plant Wansley Client: Southern Company Data: Wansley Landfill

Sanitas™ v.10.1.06 Software licensed to Groundwater Stats Consulting. UG
Hollow symbols indicate censored values.
Within Limit

## Prediction Limit

Intrawell Non-parametric

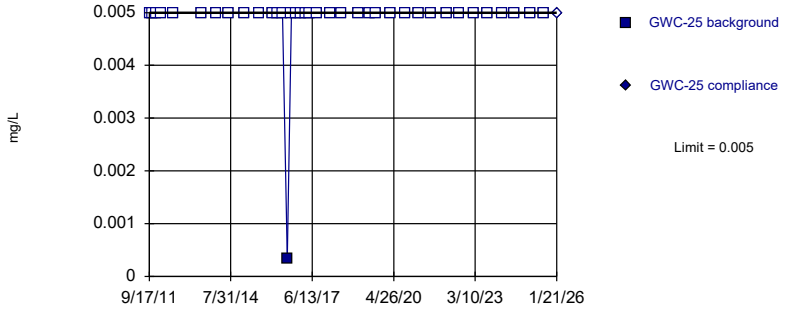


Non-parametric test used in lieu of parametric prediction limit because censored data exceeded 50%. Limit is highest of 37 background values. 97.3% NDs. Well-constituent pair annual alpha = 0.002721. Individual comparison alpha = 0.001361 (1 of 2).

Constituent: Selenium Analysis Run 3/31/2026 6:03 AM View: Appendix I
Plant Wansley Client: Southern Company Data: Wansley Landfill

Sanitas™ v.10.1.06 Software licensed to Groundwater Stats Consulting. UG
Hollow symbols indicate censored values.
Within Limit

## Prediction Limit

Intrawell Non-parametric

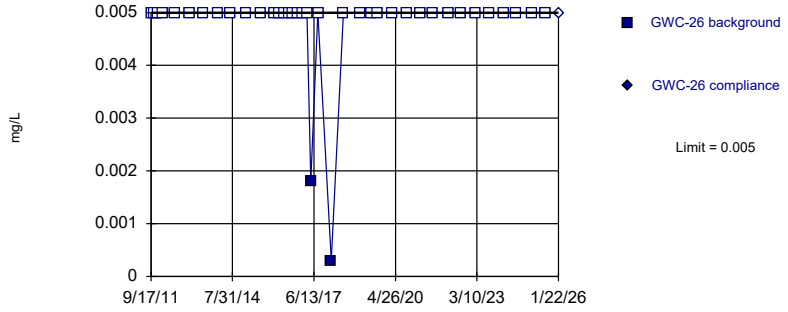


Non-parametric test used in lieu of parametric prediction limit because censored data exceeded 50%. Limit is highest of 38 background values. 94.74% NDs. Well-constituent pair annual alpha = 0.002586. Individual comparison alpha = 0.001294 (1 of 2).

Constituent: Selenium Analysis Run 3/31/2026 6:03 AM View: Appendix I
Plant Wansley Client: Southern Company Data: Wansley Landfill

Sanitas™ v.10.1.06 Software licensed to Groundwater Stats Consulting. UG
Hollow symbols indicate censored values.
Within Limit

## Prediction Limit

Intrawell Non-parametric

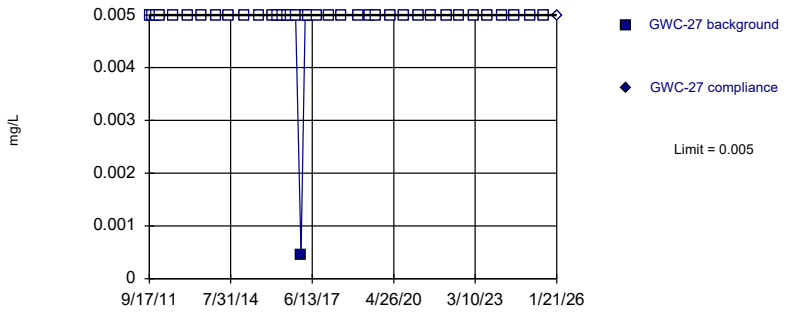


Non-parametric test used in lieu of parametric prediction limit because censored data exceeded 50%. Limit is highest of 38 background values. 97.37% NDs. Well-constituent pair annual alpha = 0.002586. Individual comparison alpha = 0.001294 (1 of 2).

Constituent: Selenium Analysis Run 3/31/2026 6:03 AM View: Appendix I
Plant Wansley Client: Southern Company Data: Wansley Landfill

Sanitas™ v.10.1.06 Software licensed to Groundwater Stats Consulting. UG
Hollow symbols indicate censored values.
Within Limit

## Prediction Limit

Intrawell Non-parametric

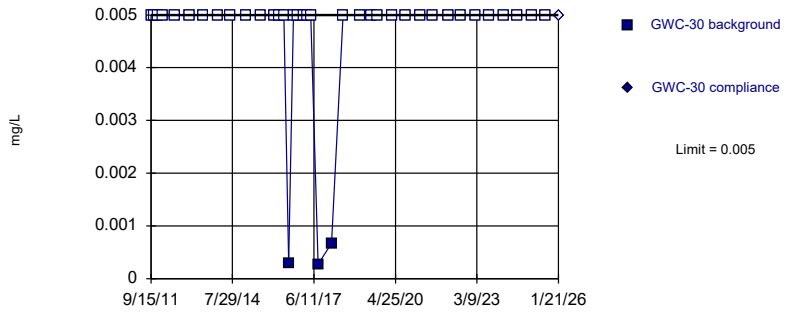


Non-parametric test used in lieu of parametric prediction limit because censored data exceeded 50%. Limit is highest of 38 background values. 92.11% NDs. Well-constituent pair annual alpha = 0.002586. Individual comparison alpha = 0.001294 (1 of 2).

Constituent: Selenium Analysis Run 3/31/2026 6:03 AM View: Appendix I
Plant Wansley Client: Southern Company Data: Wansley Landfill

Sanitas™ v.10.1.06 Software licensed to Groundwater Stats Consulting. UG
Hollow symbols indicate censored values.
Within Limit

## Prediction Limit

Intrawell Non-parametric

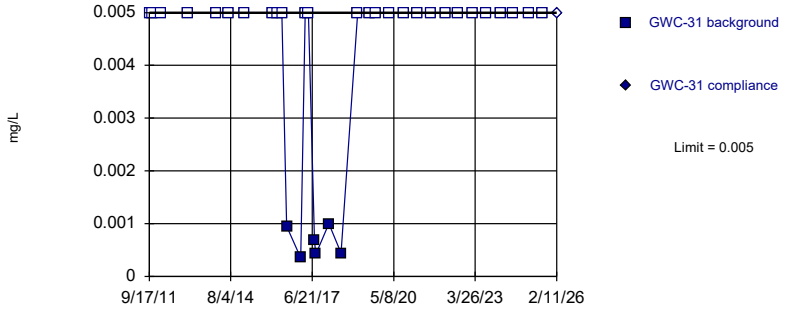


Non-parametric test used in lieu of parametric prediction limit because censored data exceeded 50%. Limit is highest of 33 background values. 81.82% NDs. Well-constituent pair annual alpha = 0.003399. Individual comparison alpha = 0.001701 (1 of 2).

Constituent: Selenium Analysis Run 3/31/2026 6:03 AM View: Appendix I
Plant Wansley Client: Southern Company Data: Wansley Landfill

Sanitas™ v.10.1.06 Software licensed to Groundwater Stats Consulting. UG
Hollow symbols indicate censored values.
Within Limit

## Prediction Limit

Intrawell Non-parametric

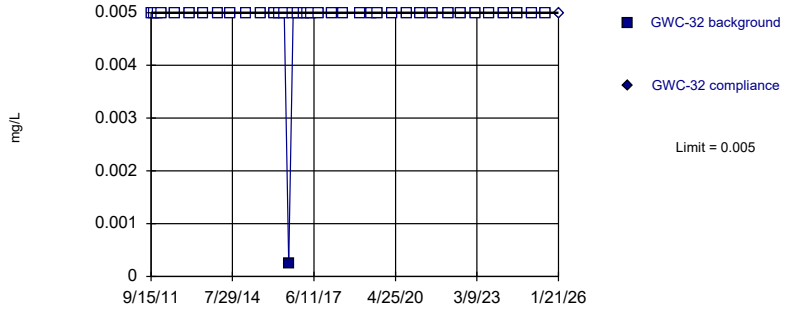


Non-parametric test used in lieu of parametric prediction limit because censored data exceeded 50%. Limit is highest of 38 background values. 97.37% NDs. Well-constituent pair annual alpha = 0.002586. Individual comparison alpha = 0.001294 (1 of 2).

Constituent: Selenium Analysis Run 3/31/2026 6:03 AM View: Appendix I
Plant Wansley Client: Southern Company Data: Wansley Landfill

Sanitas™ v.10.1.06 Software licensed to Groundwater Stats Consulting. UG
Hollow symbols indicate censored values.
Within Limit

## Prediction Limit

Intrawell Non-parametric

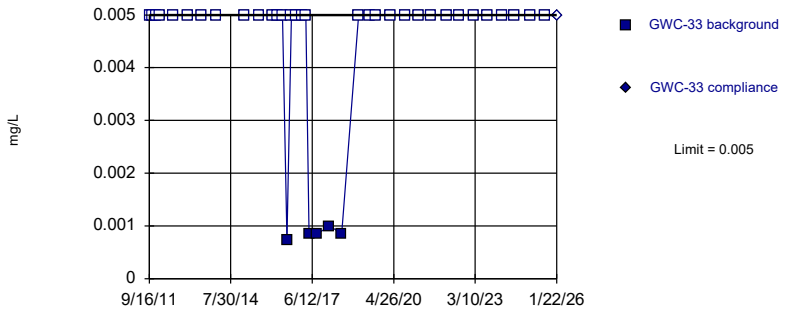


Non-parametric test used in lieu of parametric prediction limit because censored data exceeded 50%. Limit is highest of 37 background values. 86.49% NDs. Well-constituent pair annual alpha = 0.002721. Individual comparison alpha = 0.001361 (1 of 2).

Constituent: Selenium Analysis Run 3/31/2026 6:03 AM View: Appendix I
Plant Wansley Client: Southern Company Data: Wansley Landfill

Sanitas™ v.10.1.06 Software licensed to Groundwater Stats Consulting. UG
Hollow symbols indicate censored values.
Within Limit

## Prediction Limit

Intrawell Non-parametric

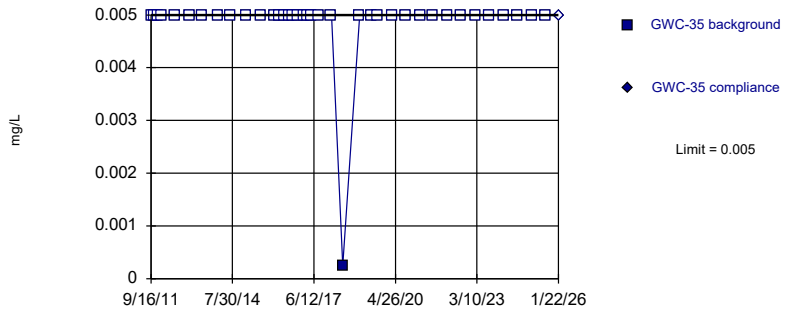


Non-parametric test used in lieu of parametric prediction limit because censored data exceeded 50%. Limit is highest of 38 background values. 97.37% NDs. Well-constituent pair annual alpha = 0.002586. Individual comparison alpha = 0.001294 (1 of 2).

Constituent: Selenium Analysis Run 3/31/2026 6:03 AM View: Appendix I
Plant Wansley Client: Southern Company Data: Wansley Landfill

Sanitas™ v.10.1.06 Software licensed to Groundwater Stats Consulting. UG
Hollow symbols indicate censored values.
Within Limit

## Prediction Limit

Intrawell Non-parametric

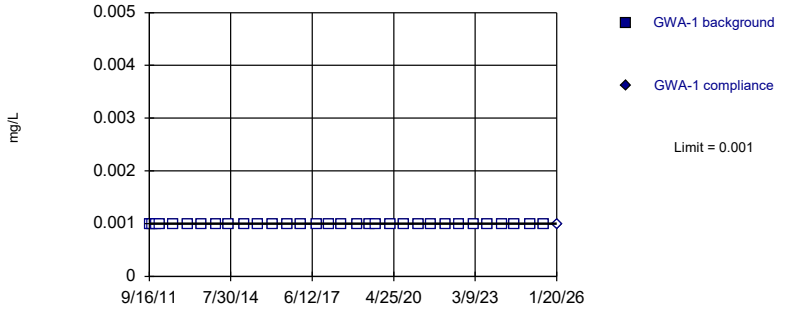


Non-parametric test used in lieu of parametric prediction limit because censored data exceeded 50%. All background values (n = 32) were censored; limit is most recent reporting limit. Well-constituent pair annual alpha = 0.003603. Individual comparison alpha = 0.001803 (1 of 2).

Constituent: Silver Analysis Run 3/31/2026 6:04 AM View: Appendix I
Plant Wansley Client: Southern Company Data: Wansley Landfill

Sanitas™ v.10.1.06 Software licensed to Groundwater Stats Consulting. UG
Hollow symbols indicate censored values.
Within Limit

## Prediction Limit

Intrawell Non-parametric

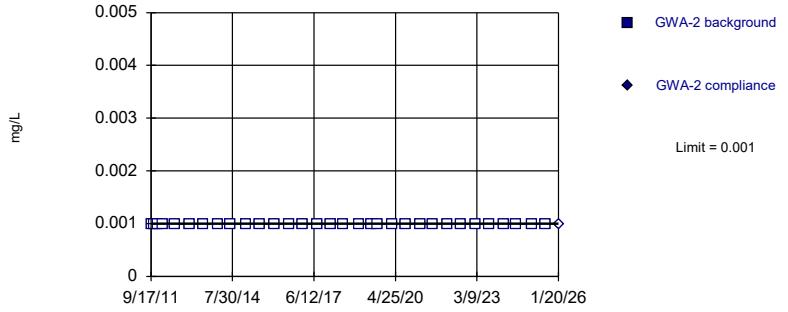


Non-parametric test used in lieu of parametric prediction limit because censored data exceeded 50%. All background values (n = 32) were censored; limit is most recent reporting limit. Well-constituent pair annual alpha = 0.003603. Individual comparison alpha = 0.001803 (1 of 2).

Constituent: Silver Analysis Run 3/31/2026 6:04 AM View: Appendix I
Plant Wansley Client: Southern Company Data: Wansley Landfill

Sanitas™ v.10.1.06 Software licensed to Groundwater Stats Consulting. UG
Hollow symbols indicate censored values.
Within Limit

## Prediction Limit

Intrawell Non-parametric

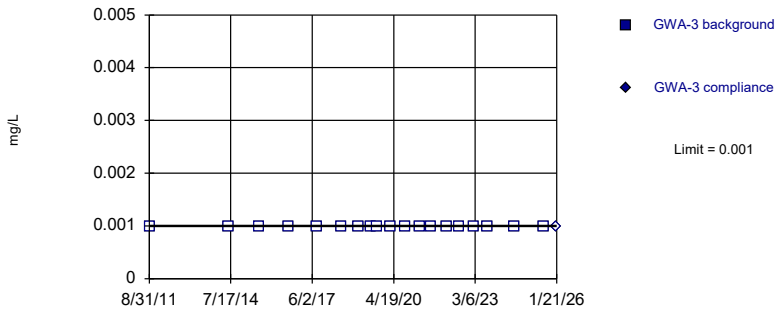


Non-parametric test used in lieu of parametric prediction limit because censored data exceeded 50%. All background values (n = 19) were censored; limit is most recent reporting limit. Well-constituent pair annual alpha = 0.009641. Individual comparison alpha = 0.004832 (1 of 2).

Constituent: Silver Analysis Run 3/31/2026 6:04 AM View: Appendix I
Plant Wansley Client: Southern Company Data: Wansley Landfill

Sanitas™ v.10.1.06 Software licensed to Groundwater Stats Consulting. UG
Hollow symbols indicate censored values.
Within Limit

## Prediction Limit

Intrawell Non-parametric

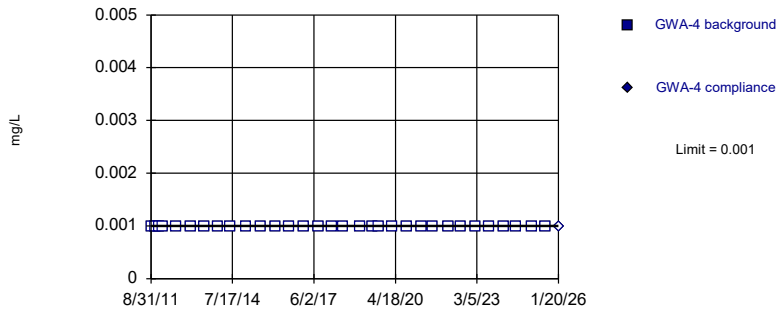


Non-parametric test used in lieu of parametric prediction limit because censored data exceeded 50%. All background values (n = 32) were censored; limit is most recent reporting limit. Well-constituent pair annual alpha = 0.003603. Individual comparison alpha = 0.001803 (1 of 2).

Constituent: Silver Analysis Run 3/31/2026 6:04 AM View: Appendix I
Plant Wansley Client: Southern Company Data: Wansley Landfill

Sanitas™ v.10.1.06 Software licensed to Groundwater Stats Consulting. UG
Hollow symbols indicate censored values.
Within Limit

## Prediction Limit

Intrawell Non-parametric

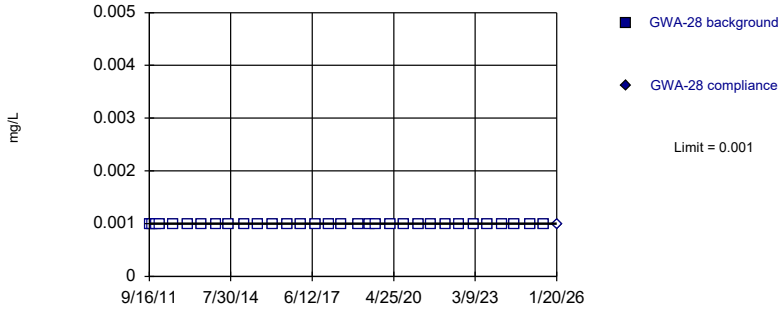


Non-parametric test used in lieu of parametric prediction limit because censored data exceeded 50%. All background values (n = 32) were censored; limit is most recent reporting limit. Well-constituent pair annual alpha = 0.003603. Individual comparison alpha = 0.001803 (1 of 2).

Constituent: Silver Analysis Run 3/31/2026 6:04 AM View: Appendix I
Plant Wansley Client: Southern Company Data: Wansley Landfill

Sanitas™ v.10.1.06 Software licensed to Groundwater Stats Consulting. UG
Hollow symbols indicate censored values.
Within Limit

## Prediction Limit

Intrawell Parametric

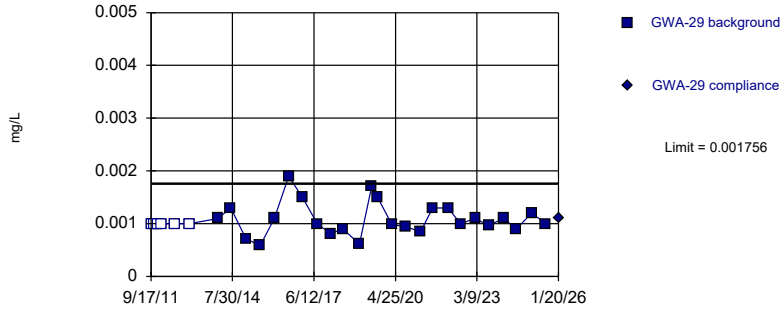


Background Data Summary (after Kaplan-Meier Adjustment): Mean=0.0009591, Std. Dev.=0.0003022, n=31, 19.35% NDs. Normality test: Shapiro Wilk @alpha = 0.01, calculated = 0.9062, critical = 0.902. Kappa = 2.636 (c=16, w=29, 1 of 2, event alpha = 0.05132). Report alpha = 0.0001135.

Constituent: Silver Analysis Run 3/31/2026 6:04 AM View: Appendix I
Plant Wansley Client: Southern Company Data: Wansley Landfill

Sanitas™ v.10.1.06 Software licensed to Groundwater Stats Consulting. UG
Hollow symbols indicate censored values.
Within Limit

## Prediction Limit

Intrawell Non-parametric

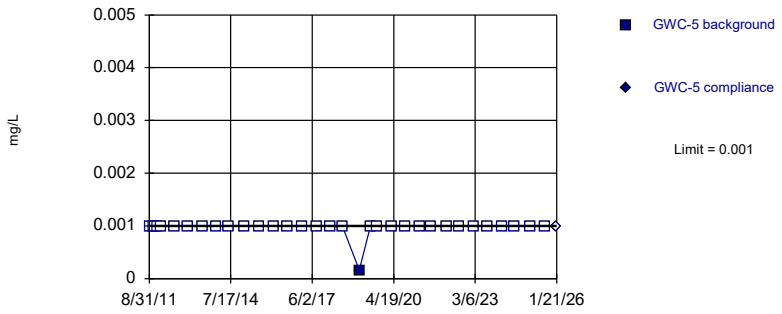


Non-parametric test used in lieu of parametric prediction limit because censored data exceeded 50%. Limit is highest of 32 background values. 96.88% NDs. Well-constituent pair annual alpha = 0.003603. Individual comparison alpha = 0.001803 (1 of 2).

Constituent: Silver Analysis Run 3/31/2026 6:04 AM View: Appendix I
Plant Wansley Client: Southern Company Data: Wansley Landfill

Sanitas™ v.10.1.06 Software licensed to Groundwater Stats Consulting. UG
Hollow symbols indicate censored values.
Within Limit

## Prediction Limit

Intrawell Non-parametric

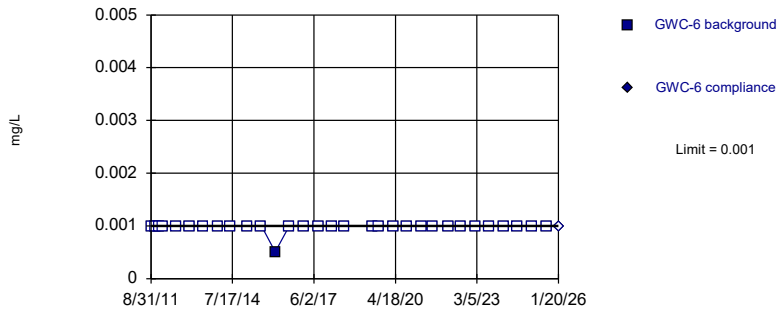


Non-parametric test used in lieu of parametric prediction limit because censored data exceeded 50%. Limit is highest of 31 background values. 96.77% NDs. Well-constituent pair annual alpha = 0.003807. Individual comparison alpha = 0.001905 (1 of 2).

Constituent: Silver Analysis Run 3/31/2026 6:04 AM View: Appendix I
Plant Wansley Client: Southern Company Data: Wansley Landfill

Sanitas™ v.10.1.06 Software licensed to Groundwater Stats Consulting. UG
Hollow symbols indicate censored values.
Within Limit

## Prediction Limit

Intrawell Non-parametric

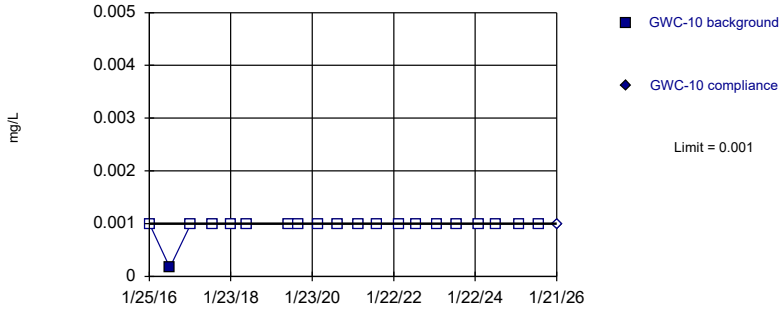


Non-parametric test used in lieu of parametric prediction limit because censored data exceeded 50%. Limit is highest of 20 background values. 95% NDs. Well-constituent pair annual alpha = 0.008564. Individual comparison alpha = 0.004291 (1 of 2).

Constituent: Silver Analysis Run 3/31/2026 6:04 AM View: Appendix I
Plant Wansley Client: Southern Company Data: Wansley Landfill

Sanitas™ v.10.1.06 Software licensed to Groundwater Stats Consulting. UG
Hollow symbols indicate censored values.
Within Limit

## Prediction Limit

Intrawell Non-parametric

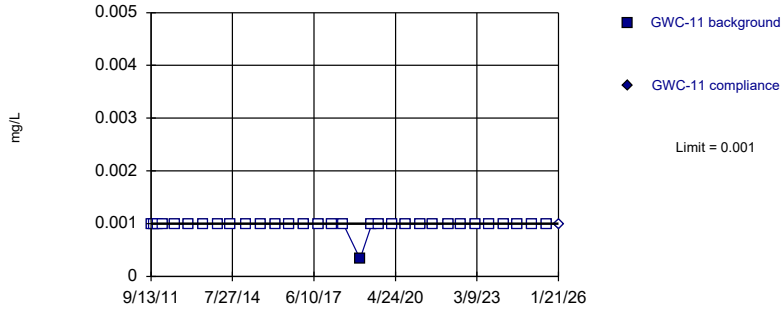


Non-parametric test used in lieu of parametric prediction limit because censored data exceeded 50%. Limit is highest of 32 background values. 96.88% NDs. Well-constituent pair annual alpha = 0.003603. Individual comparison alpha = 0.001803 (1 of 2).

Constituent: Silver Analysis Run 3/31/2026 6:04 AM View: Appendix I
Plant Wansley Client: Southern Company Data: Wansley Landfill

Sanitas™ v.10.1.06 Software licensed to Groundwater Stats Consulting. UG
Hollow symbols indicate censored values.
Within Limit

## Prediction Limit

Intrawell Non-parametric

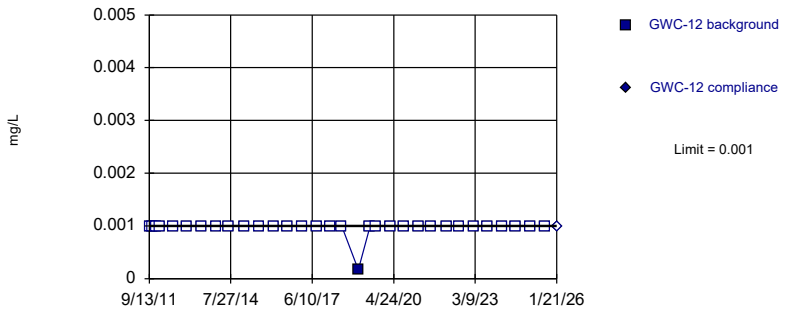


Non-parametric test used in lieu of parametric prediction limit because censored data exceeded 50%. Limit is highest of 32 background values. 96.88% NDs. Well-constituent pair annual alpha = 0.003603. Individual comparison alpha = 0.001803 (1 of 2).

Constituent: Silver Analysis Run 3/31/2026 6:04 AM View: Appendix I
Plant Wansley Client: Southern Company Data: Wansley Landfill

Sanitas™ v.10.1.06 Software licensed to Groundwater Stats Consulting. UG
Hollow symbols indicate censored values.
Within Limit

## Prediction Limit

Intrawell Non-parametric

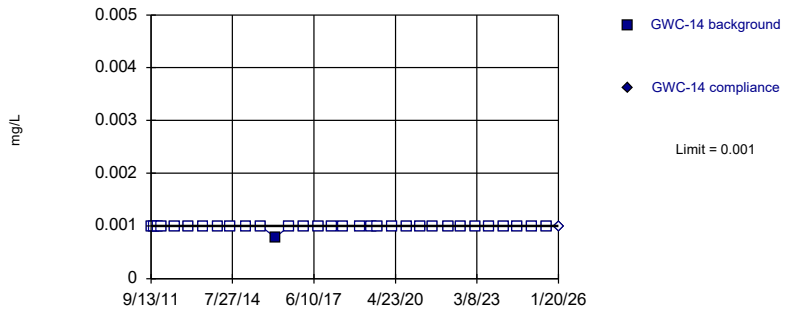


Non-parametric test used in lieu of parametric prediction limit because censored data exceeded 50%. Limit is highest of 32 background values. 96.88% NDs. Well-constituent pair annual alpha = 0.003603. Individual comparison alpha = 0.001803 (1 of 2).

Constituent: Silver Analysis Run 3/31/2026 6:04 AM View: Appendix I
Plant Wansley Client: Southern Company Data: Wansley Landfill

Sanitas™ v.10.1.06 Software licensed to Groundwater Stats Consulting. UG
Hollow symbols indicate censored values.
Within Limit

## Prediction Limit

Intrawell Non-parametric

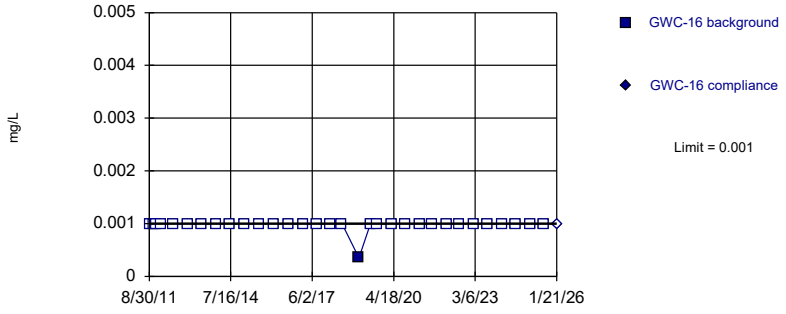


Non-parametric test used in lieu of parametric prediction limit because censored data exceeded 50%. Limit is highest of 32 background values. 96.88% NDs. Well-constituent pair annual alpha = 0.003603. Individual comparison alpha = 0.001803 (1 of 2).

Constituent: Silver Analysis Run 3/31/2026 6:04 AM View: Appendix I
Plant Wansley Client: Southern Company Data: Wansley Landfill

Sanitas™ v.10.1.06 Software licensed to Groundwater Stats Consulting. UG
Hollow symbols indicate censored values.
Within Limit

## Prediction Limit

Intrawell Non-parametric

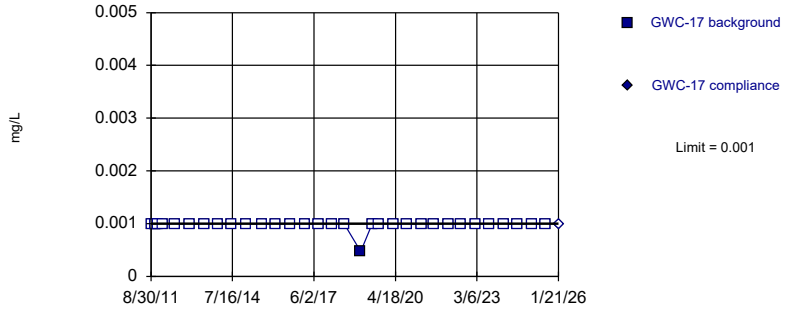


Non-parametric test used in lieu of parametric prediction limit because censored data exceeded 50%. Limit is highest of 33 background values. 96.97% NDs. Well-constituent pair annual alpha = 0.003399. Individual comparison alpha = 0.001701 (1 of 2).

Constituent: Silver Analysis Run 3/31/2026 6:04 AM View: Appendix I
Plant Wansley Client: Southern Company Data: Wansley Landfill

Sanitas™ v.10.1.06 Software licensed to Groundwater Stats Consulting. UG
Hollow symbols indicate censored values.
Within Limit

## Prediction Limit

Intrawell Non-parametric

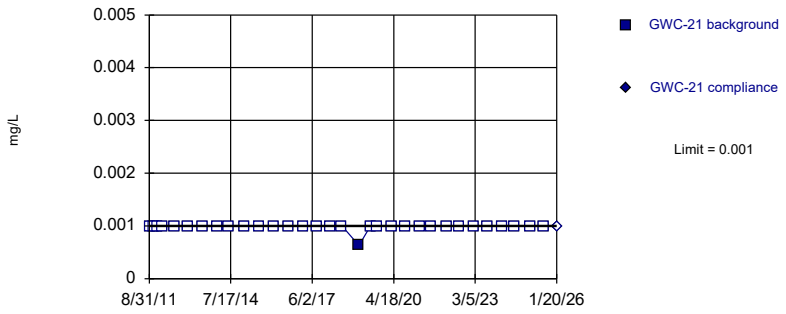


Non-parametric test used in lieu of parametric prediction limit because censored data exceeded 50%. Limit is highest of 32 background values. 96.88% NDs. Well-constituent pair annual alpha = 0.003603. Individual comparison alpha = 0.001803 (1 of 2).

Constituent: Silver Analysis Run 3/31/2026 6:04 AM View: Appendix I
Plant Wansley Client: Southern Company Data: Wansley Landfill

Sanitas™ v.10.1.06 Software licensed to Groundwater Stats Consulting. UG
Hollow symbols indicate censored values.
Within Limit

## Prediction Limit

Intrawell Non-parametric

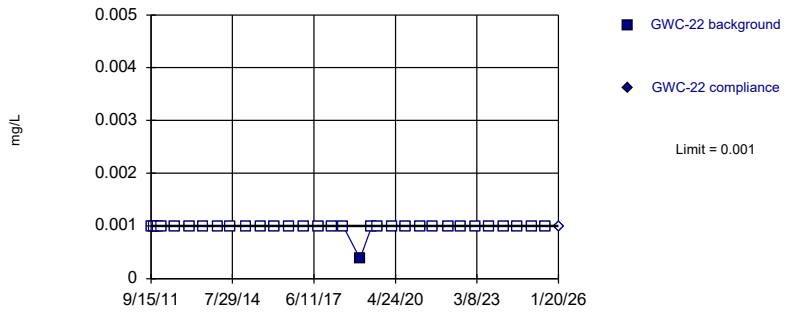


Non-parametric test used in lieu of parametric prediction limit because censored data exceeded 50%. Limit is highest of 32 background values. 96.88% NDs. Well-constituent pair annual alpha = 0.003603. Individual comparison alpha = 0.001803 (1 of 2).

Constituent: Silver Analysis Run 3/31/2026 6:04 AM View: Appendix I
Plant Wansley Client: Southern Company Data: Wansley Landfill

Sanitas™ v.10.1.06 Software licensed to Groundwater Stats Consulting. UG
Hollow symbols indicate censored values.
Within Limit

## Prediction Limit

Intrawell Non-parametric

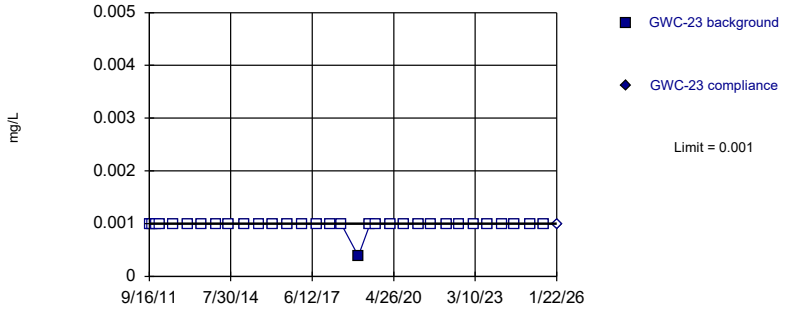


Non-parametric test used in lieu of parametric prediction limit because censored data exceeded 50%. Limit is highest of 32 background values. 96.88% NDs. Well-constituent pair annual alpha = 0.003603. Individual comparison alpha = 0.001803 (1 of 2).

Constituent: Silver Analysis Run 3/31/2026 6:04 AM View: Appendix I
Plant Wansley Client: Southern Company Data: Wansley Landfill

Sanitas™ v.10.1.06 Software licensed to Groundwater Stats Consulting. UG
Hollow symbols indicate censored values.
Within Limit

## Prediction Limit

Intrawell Non-parametric

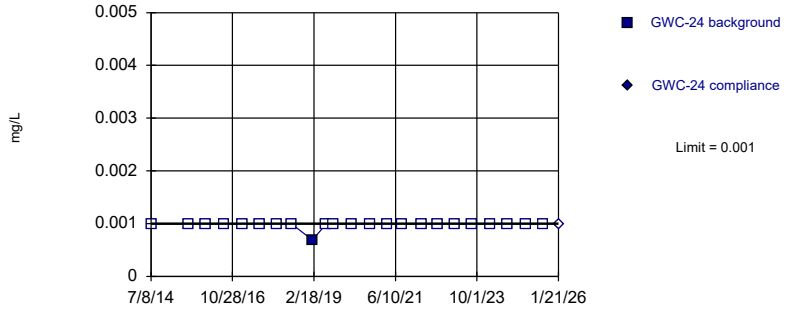


Non-parametric test used in lieu of parametric prediction limit because censored data exceeded 50%. Limit is highest of 23 background values. 95.65% NDs. Well-constituent pair annual alpha = 0.006819. Individual comparison alpha = 0.003415 (1 of 2).

Constituent: Silver Analysis Run 3/31/2026 6:04 AM View: Appendix I
Plant Wansley Client: Southern Company Data: Wansley Landfill

Sanitas™ v.10.1.06 Software licensed to Groundwater Stats Consulting. UG
Hollow symbols indicate censored values.
Within Limit

## Prediction Limit

Intrawell Non-parametric

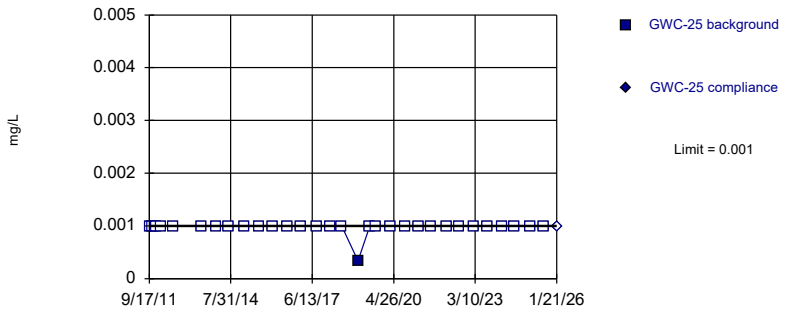


Non-parametric test used in lieu of parametric prediction limit because censored data exceeded 50%. Limit is highest of 31 background values. 96.77% NDs. Well-constituent pair annual alpha = 0.003807. Individual comparison alpha = 0.001905 (1 of 2).

Constituent: Silver Analysis Run 3/31/2026 6:04 AM View: Appendix I
Plant Wansley Client: Southern Company Data: Wansley Landfill

Sanitas™ v.10.1.06 Software licensed to Groundwater Stats Consulting. UG
Hollow symbols indicate censored values.
Within Limit

## Prediction Limit

Intrawell Non-parametric

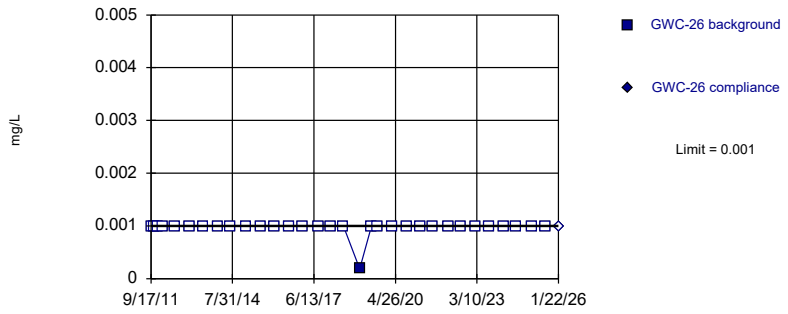


Non-parametric test used in lieu of parametric prediction limit because censored data exceeded 50%. Limit is highest of 32 background values. 96.88% NDs. Well-constituent pair annual alpha = 0.003603. Individual comparison alpha = 0.001803 (1 of 2).

Constituent: Silver Analysis Run 3/31/2026 6:04 AM View: Appendix I
Plant Wansley Client: Southern Company Data: Wansley Landfill

Sanitas™ v.10.1.06 Software licensed to Groundwater Stats Consulting. UG
Hollow symbols indicate censored values.
Within Limit

## Prediction Limit

Intrawell Non-parametric

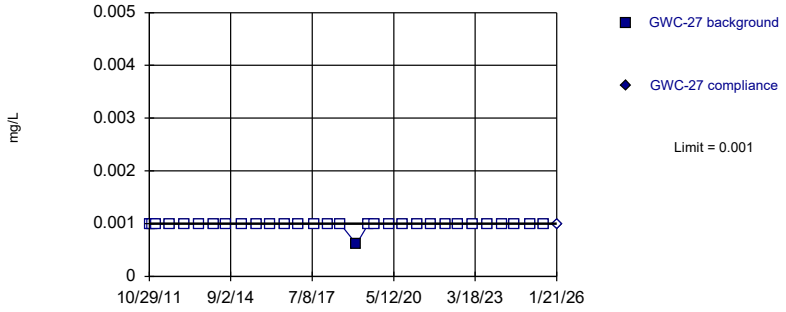


Non-parametric test used in lieu of parametric prediction limit because censored data exceeded 50%. Limit is highest of 31 background values. 96.77% NDs. Well-constituent pair annual alpha = 0.003807. Individual comparison alpha = 0.001905 (1 of 2).

Constituent: Silver Analysis Run 3/31/2026 6:04 AM View: Appendix I
Plant Wansley Client: Southern Company Data: Wansley Landfill

Sanitas™ v.10.1.06 Software licensed to Groundwater Stats Consulting. UG
Hollow symbols indicate censored values.
Within Limit

## Prediction Limit

Intrawell Non-parametric

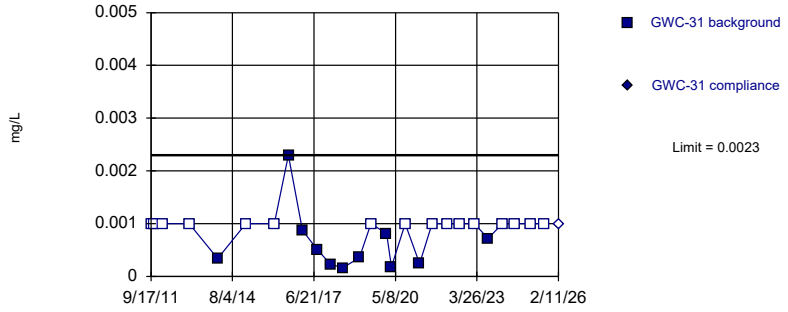


Non-parametric test used in lieu of parametric prediction limit because censored data exceeded 50%. Limit is highest of 27 background values. 59.26% NDs. Well-constituent pair annual alpha = 0.004998. Individual comparison alpha = 0.002502 (1 of 2).

Constituent: Silver Analysis Run 3/31/2026 6:04 AM View: Appendix I
Plant Wansley Client: Southern Company Data: Wansley Landfill

Sanitas™ v.10.1.06 Software licensed to Groundwater Stats Consulting. UG
Hollow symbols indicate censored values.
Within Limit

## Prediction Limit

Intrawell Non-parametric

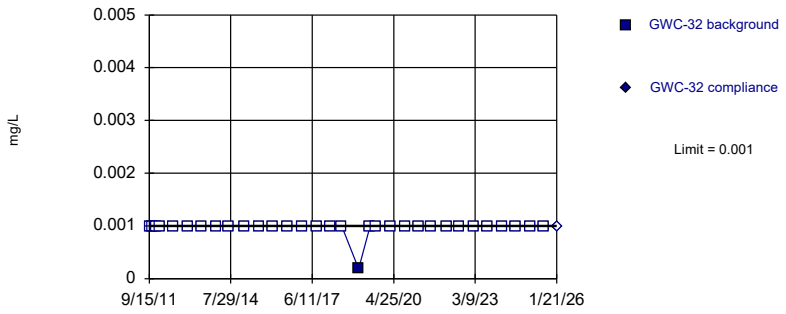


Non-parametric test used in lieu of parametric prediction limit because censored data exceeded 50%. Limit is highest of 32 background values. 96.88% NDs. Well-constituent pair annual alpha = 0.003603. Individual comparison alpha = 0.001803 (1 of 2).

Constituent: Silver Analysis Run 3/31/2026 6:04 AM View: Appendix I
Plant Wansley Client: Southern Company Data: Wansley Landfill

Sanitas™ v.10.1.06 Software licensed to Groundwater Stats Consulting. UG
Hollow symbols indicate censored values.
Within Limit

## Prediction Limit

Intrawell Non-parametric

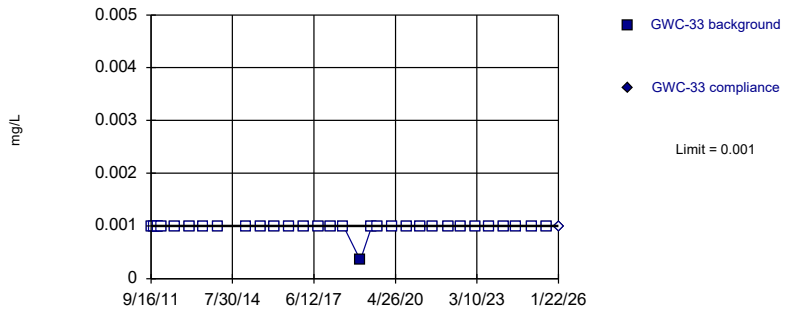


Non-parametric test used in lieu of parametric prediction limit because censored data exceeded 50%. Limit is highest of 32 background values. 96.88% NDs. Well-constituent pair annual alpha = 0.003603. Individual comparison alpha = 0.001803 (1 of 2).

Constituent: Silver Analysis Run 3/31/2026 6:04 AM View: Appendix I
Plant Wansley Client: Southern Company Data: Wansley Landfill

Sanitas™ v.10.1.06 Software licensed to Groundwater Stats Consulting. UG
Hollow symbols indicate censored values.
Within Limit

## Prediction Limit

Intrawell Non-parametric

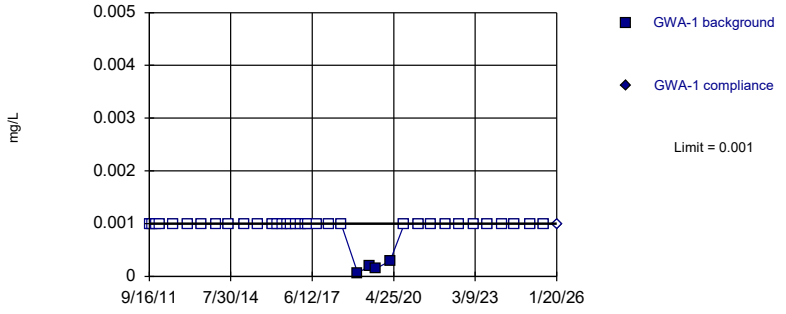


Non-parametric test used in lieu of parametric prediction limit because censored data exceeded 50%. Limit is highest of 38 background values. 89.47% NDs. Well-constituent pair annual alpha = 0.002586. Individual comparison alpha = 0.001294 (1 of 2).

Constituent: Thallium Analysis Run 3/31/2026 6:04 AM View: Appendix I
Plant Wansley Client: Southern Company Data: Wansley Landfill

Sanitas™ v.10.1.06 Software licensed to Groundwater Stats Consulting. UG
Hollow symbols indicate censored values.
Within Limit

## Prediction Limit

Intrawell Non-parametric

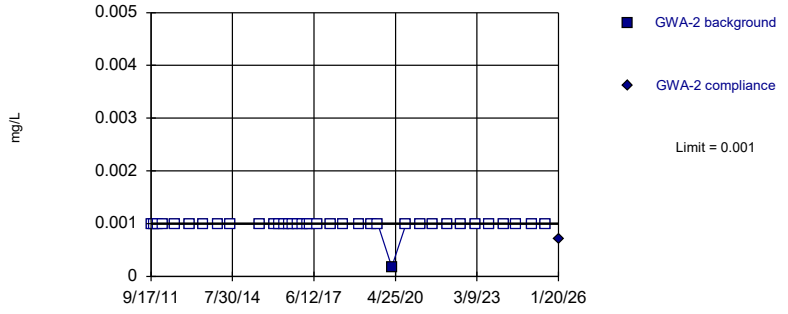


Non-parametric test used in lieu of parametric prediction limit because censored data exceeded 50%. Limit is highest of 37 background values. 97.3% NDs. Well-constituent pair annual alpha = 0.002721. Individual comparison alpha = 0.001361 (1 of 2).

Constituent: Thallium Analysis Run 3/31/2026 6:04 AM View: Appendix I
Plant Wansley Client: Southern Company Data: Wansley Landfill

Sanitas™ v.10.1.06 Software licensed to Groundwater Stats Consulting. UG
Hollow symbols indicate censored values.
Within Limit

## Prediction Limit

Intrawell Non-parametric

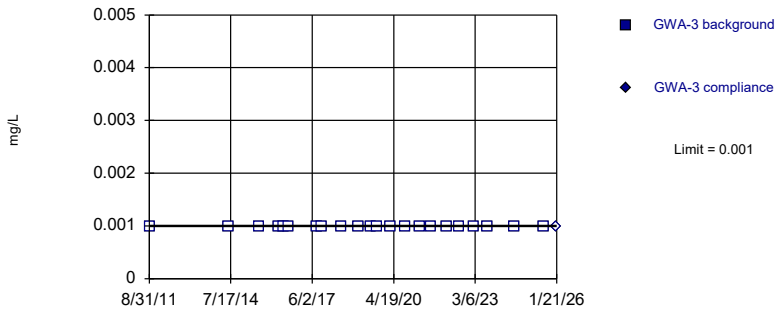


Non-parametric test used in lieu of parametric prediction limit because censored data exceeded 50%. All background values (n = 22) were censored; limit is most recent reporting limit. Well-constituent pair annual alpha = 0.007401. Individual comparison alpha = 0.003707 (1 of 2).

Constituent: Thallium Analysis Run 3/31/2026 6:04 AM View: Appendix I
Plant Wansley Client: Southern Company Data: Wansley Landfill

Sanitas™ v.10.1.06 Software licensed to Groundwater Stats Consulting. UG
Hollow symbols indicate censored values.
Within Limit

## Prediction Limit

Intrawell Non-parametric

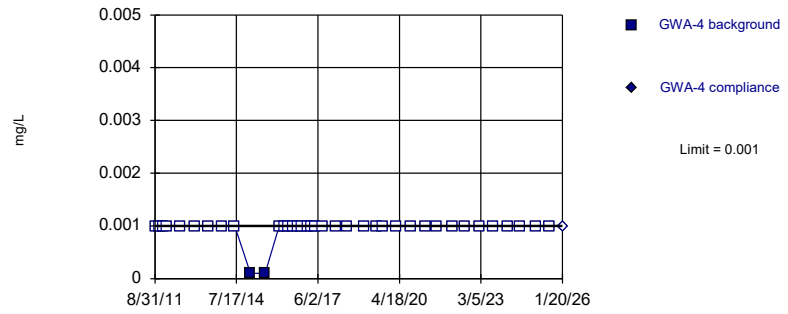


Non-parametric test used in lieu of parametric prediction limit because censored data exceeded 50%. Limit is highest of 38 background values. 94.74% NDs. Well-constituent pair annual alpha = 0.002586. Individual comparison alpha = 0.001294 (1 of 2).

Constituent: Thallium Analysis Run 3/31/2026 6:04 AM View: Appendix I
Plant Wansley Client: Southern Company Data: Wansley Landfill

Sanitas™ v.10.1.06 Software licensed to Groundwater Stats Consulting. UG
Hollow symbols indicate censored values.
Within Limit

## Prediction Limit

Intrawell Non-parametric

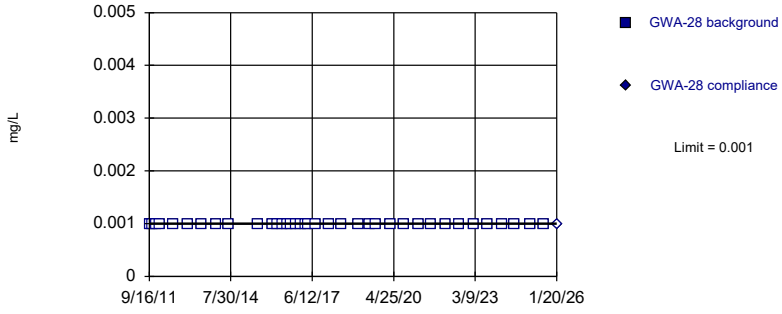


Non-parametric test used in lieu of parametric prediction limit because censored data exceeded 50%. All background values (n = 37) were censored; limit is most recent reporting limit. Well-constituent pair annual alpha = 0.002721. Individual comparison alpha = 0.001361 (1 of 2).

Constituent: Thallium Analysis Run 3/31/2026 6:04 AM View: Appendix I
Plant Wansley Client: Southern Company Data: Wansley Landfill

Sanitas™ v.10.1.06 Software licensed to Groundwater Stats Consulting. UG
Hollow symbols indicate censored values.
Within Limit

## Prediction Limit

Intrawell Non-parametric

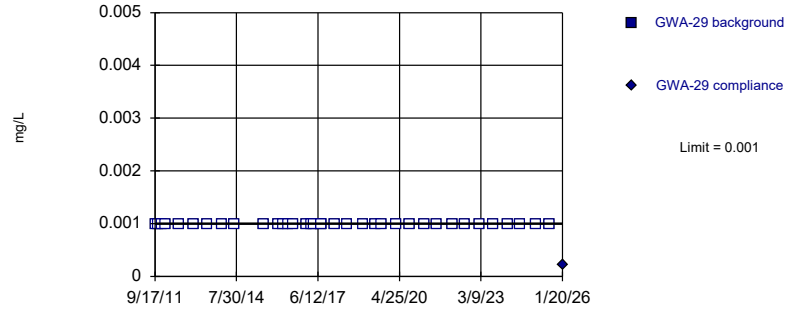


Non-parametric test used in lieu of parametric prediction limit because censored data exceeded 50%. All background values (n = 36) were censored; limit is most recent reporting limit. Well-constituent pair annual alpha = 0.002856. Individual comparison alpha = 0.001429 (1 of 2).

Constituent: Thallium Analysis Run 3/31/2026 6:04 AM View: Appendix I
Plant Wansley Client: Southern Company Data: Wansley Landfill

Sanitas™ v.10.1.06 Software licensed to Groundwater Stats Consulting. UG
Hollow symbols indicate censored values.
Within Limit

## Prediction Limit

Intrawell Non-parametric

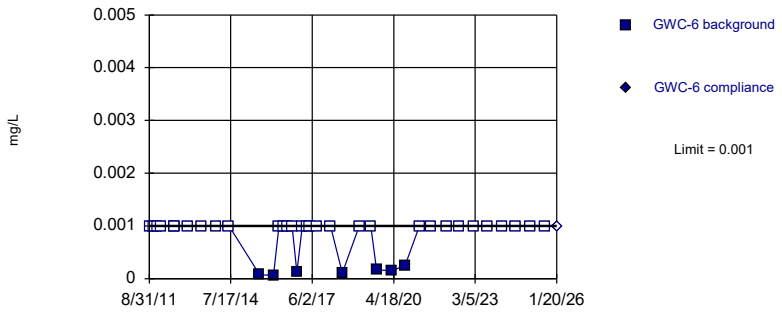


Non-parametric test used in lieu of parametric prediction limit because censored data exceeded 50%. Limit is highest of 38 background values. 81.58% NDs. Well-constituent pair annual alpha = 0.002586. Individual comparison alpha = 0.001294 (1 of 2).

Constituent: Thallium Analysis Run 3/31/2026 6:04 AM View: Appendix I
Plant Wansley Client: Southern Company Data: Wansley Landfill

Sanitas™ v.10.1.06 Software licensed to Groundwater Stats Consulting. UG
Hollow symbols indicate censored values.
Within Limit

## Prediction Limit

Intrawell Non-parametric

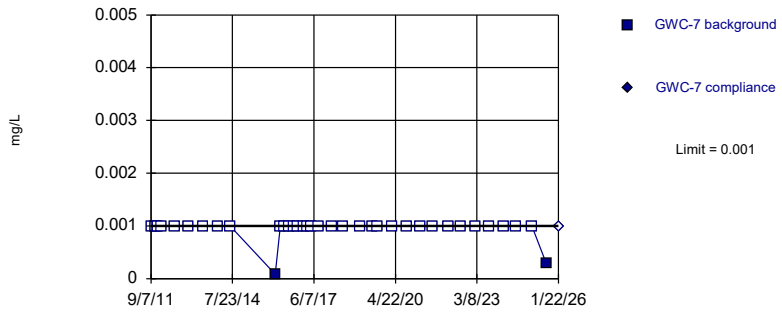


Non-parametric test used in lieu of parametric prediction limit because censored data exceeded 50%. Limit is highest of 36 background values. 94.44% NDs. Well-constituent pair annual alpha = 0.002856. Individual comparison alpha = 0.001429 (1 of 2).

Constituent: Thallium Analysis Run 3/31/2026 6:04 AM View: Appendix I
Plant Wansley Client: Southern Company Data: Wansley Landfill

Sanitas™ v.10.1.06 Software licensed to Groundwater Stats Consulting. UG
Hollow symbols indicate censored values.
Within Limit

## Prediction Limit

Intrawell Non-parametric

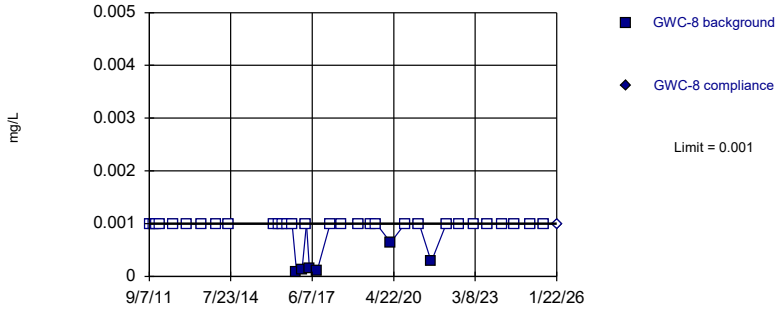


Non-parametric test used in lieu of parametric prediction limit because censored data exceeded 50%. Limit is highest of 36 background values. 83.33% NDs. Well-constituent pair annual alpha = 0.002856. Individual comparison alpha = 0.001429 (1 of 2).

Constituent: Thallium Analysis Run 3/31/2026 6:04 AM View: Appendix I
Plant Wansley Client: Southern Company Data: Wansley Landfill

Sanitas™ v.10.1.06 Software licensed to Groundwater Stats Consulting. UG
Hollow symbols indicate censored values.
Within Limit

## Prediction Limit

Intrawell Non-parametric

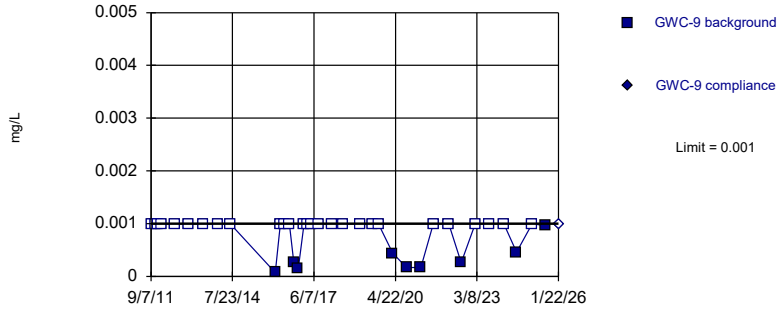


Non-parametric test used in lieu of parametric prediction limit because censored data exceeded 50%. Limit is highest of 36 background values. 75% NDs. Well-constituent pair annual alpha = 0.002856. Individual comparison alpha = 0.001429 (1 of 2).

Constituent: Thallium Analysis Run 3/31/2026 6:04 AM View: Appendix I
Plant Wansley Client: Southern Company Data: Wansley Landfill

Sanitas™ v.10.1.06 Software licensed to Groundwater Stats Consulting. UG
Hollow symbols indicate censored values.
Within Limit

## Prediction Limit

Intrawell Non-parametric

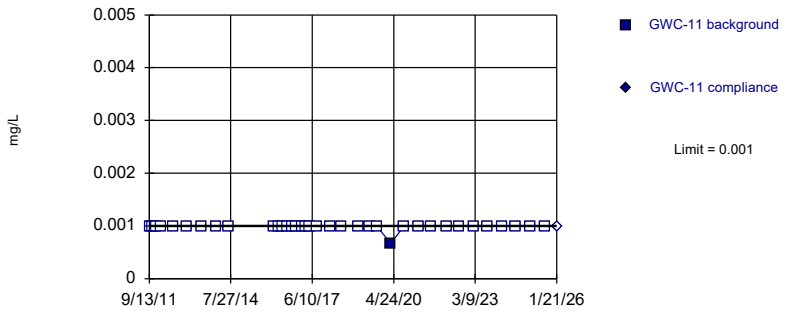


Non-parametric test used in lieu of parametric prediction limit because censored data exceeded 50%. Limit is highest of 36 background values. 97.22% NDs. Well-constituent pair annual alpha = 0.002856. Individual comparison alpha = 0.001429 (1 of 2).

Constituent: Thallium Analysis Run 3/31/2026 6:04 AM View: Appendix I
Plant Wansley Client: Southern Company Data: Wansley Landfill

Sanitas™ v.10.1.06 Software licensed to Groundwater Stats Consulting. UG
Hollow symbols indicate censored values.
Within Limit

## Prediction Limit

Intrawell Non-parametric

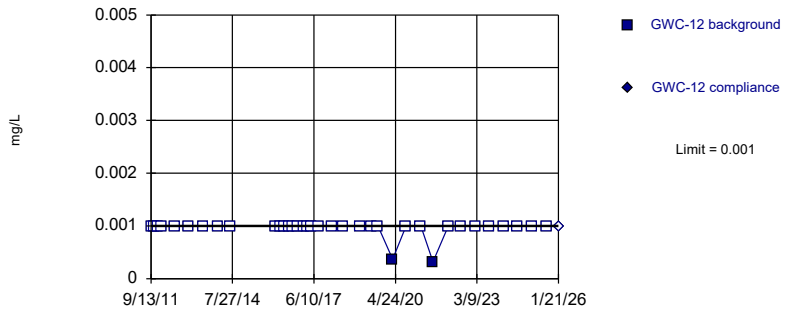


Non-parametric test used in lieu of parametric prediction limit because censored data exceeded 50%. Limit is highest of 36 background values. 94.44% NDs. Well-constituent pair annual alpha = 0.002856. Individual comparison alpha = 0.001429 (1 of 2).

Constituent: Thallium Analysis Run 3/31/2026 6:04 AM View: Appendix I
Plant Wansley Client: Southern Company Data: Wansley Landfill

Sanitas™ v.10.1.06 Software licensed to Groundwater Stats Consulting. UG
Hollow symbols indicate censored values.
Within Limit

## Prediction Limit

Intrawell Non-parametric

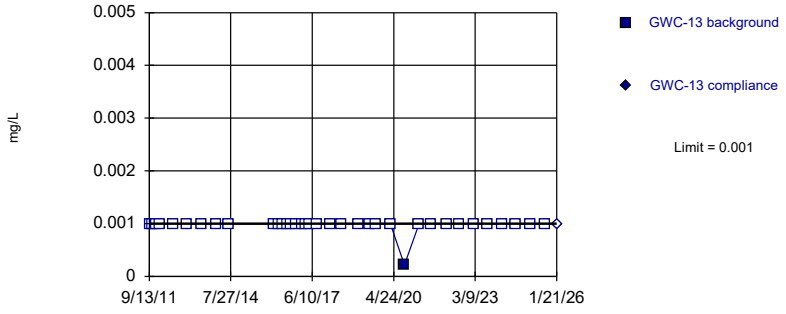


Non-parametric test used in lieu of parametric prediction limit because censored data exceeded 50%. Limit is highest of 36 background values. 97.22% NDs. Well-constituent pair annual alpha = 0.002856. Individual comparison alpha = 0.001429 (1 of 2).

Constituent: Thallium Analysis Run 3/31/2026 6:04 AM View: Appendix I
Plant Wansley Client: Southern Company Data: Wansley Landfill

Sanitas™ v.10.1.06 Software licensed to Groundwater Stats Consulting. UG
Hollow symbols indicate censored values.
Within Limit

## Prediction Limit

Intrawell Parametric

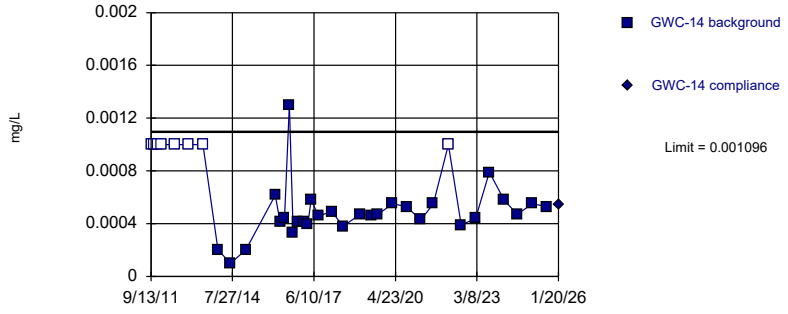


Background Data Summary (based on square root transformation) (after Kaplan-Meier Adjustment): Mean=0.02001, Std. Dev.=0.005083, n=37, 21.62% NDs. Normality test: Shapiro Wilk @alpha = 0.01, calculated = 0.9198, critical = 0.914. Kappa = 2.576 (c=16, w=29, 1 of 2, event alpha = 0.05132). Report alpha = 0.0001135.

Constituent: Thallium Analysis Run 3/31/2026 6:04 AM View: Appendix I
Plant Wansley Client: Southern Company Data: Wansley Landfill

Sanitas™ v.10.1.06 Software licensed to Groundwater Stats Consulting. UG
Hollow symbols indicate censored values.
Within Limit

## Prediction Limit

Intrawell Non-parametric

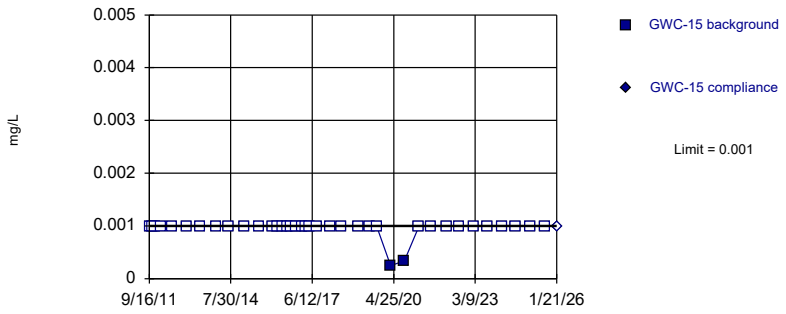


Non-parametric test used in lieu of parametric prediction limit because censored data exceeded 50%. Limit is highest of 38 background values. 94.74% NDs. Well-constituent pair annual alpha = 0.002586. Individual comparison alpha = 0.001294 (1 of 2).

Constituent: Thallium Analysis Run 3/31/2026 6:04 AM View: Appendix I
Plant Wansley Client: Southern Company Data: Wansley Landfill

Sanitas™ v.10.1.06 Software licensed to Groundwater Stats Consulting. UG
Hollow symbols indicate censored values.
Within Limit

## Prediction Limit

Intrawell Non-parametric

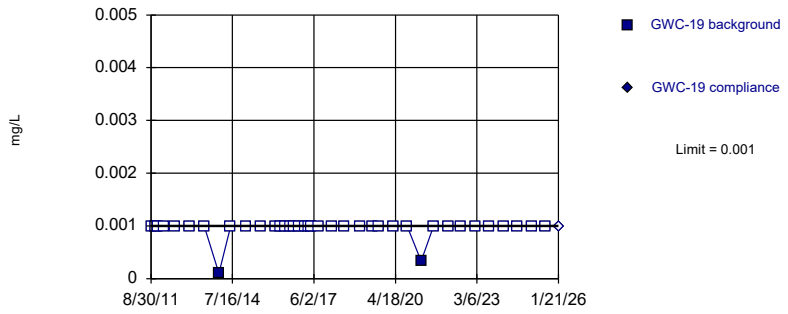


Non-parametric test used in lieu of parametric prediction limit because censored data exceeded 50%. Limit is highest of 38 background values. 94.74% NDs. Well-constituent pair annual alpha = 0.002586. Individual comparison alpha = 0.001294 (1 of 2).

Constituent: Thallium Analysis Run 3/31/2026 6:04 AM View: Appendix I
Plant Wansley Client: Southern Company Data: Wansley Landfill

Sanitas™ v.10.1.06 Software licensed to Groundwater Stats Consulting. UG
Hollow symbols indicate censored values.
Within Limit

## Prediction Limit

Intrawell Non-parametric

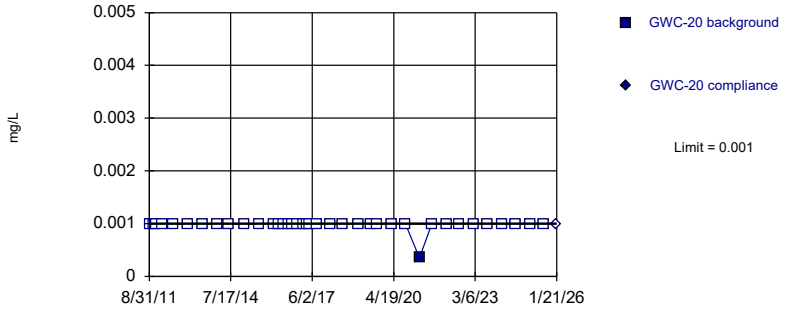


Non-parametric test used in lieu of parametric prediction limit because censored data exceeded 50%. Limit is highest of 38 background values. 97.37% NDs. Well-constituent pair annual alpha = 0.002586. Individual comparison alpha = 0.001294 (1 of 2).

Constituent: Thallium Analysis Run 3/31/2026 6:04 AM View: Appendix I
Plant Wansley Client: Southern Company Data: Wansley Landfill

Sanitas™ v.10.1.06 Software licensed to Groundwater Stats Consulting. UG
Hollow symbols indicate censored values.
Within Limit

## Prediction Limit

Intrawell Non-parametric

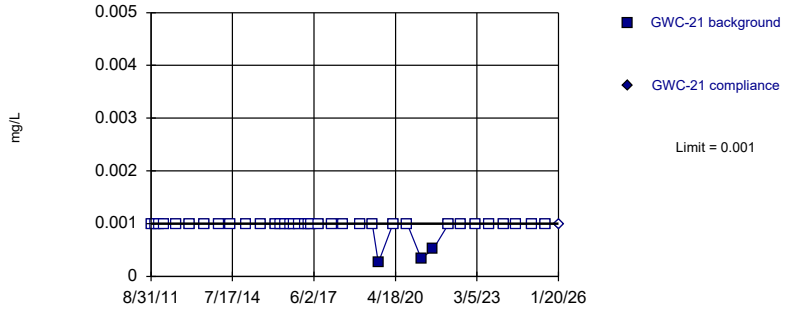


Non-parametric test used in lieu of parametric prediction limit because censored data exceeded 50%. Limit is highest of 38 background values. 92.11% NDs. Well-constituent pair annual alpha = 0.002586. Individual comparison alpha = 0.001294 (1 of 2).

Constituent: Thallium Analysis Run 3/31/2026 6:04 AM View: Appendix I
Plant Wansley Client: Southern Company Data: Wansley Landfill

Sanitas™ v.10.1.06 Software licensed to Groundwater Stats Consulting. UG
Hollow symbols indicate censored values.
Within Limit

## Prediction Limit

Intrawell Non-parametric

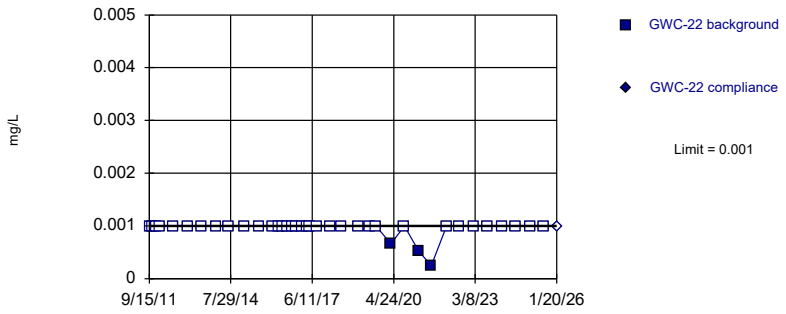


Non-parametric test used in lieu of parametric prediction limit because censored data exceeded 50%. Limit is highest of 38 background values. 92.11% NDs. Well-constituent pair annual alpha = 0.002586. Individual comparison alpha = 0.001294 (1 of 2).

Constituent: Thallium Analysis Run 3/31/2026 6:04 AM View: Appendix I
Plant Wansley Client: Southern Company Data: Wansley Landfill

Sanitas™ v.10.1.06 Software licensed to Groundwater Stats Consulting. UG
Hollow symbols indicate censored values.
Within Limit

## Prediction Limit

Intrawell Non-parametric

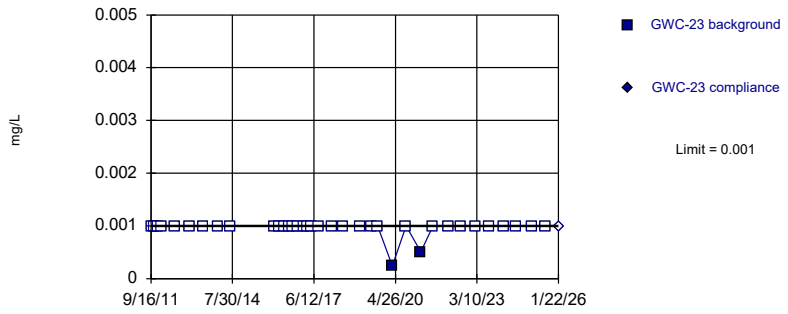


Non-parametric test used in lieu of parametric prediction limit because censored data exceeded 50%. Limit is highest of 36 background values. 94.44% NDs. Well-constituent pair annual alpha = 0.002856. Individual comparison alpha = 0.001429 (1 of 2).

Constituent: Thallium Analysis Run 3/31/2026 6:04 AM View: Appendix I
Plant Wansley Client: Southern Company Data: Wansley Landfill

Sanitas™ v.10.1.06 Software licensed to Groundwater Stats Consulting. UG
Hollow symbols indicate censored values.
Within Limit

## Prediction Limit

Intrawell Non-parametric

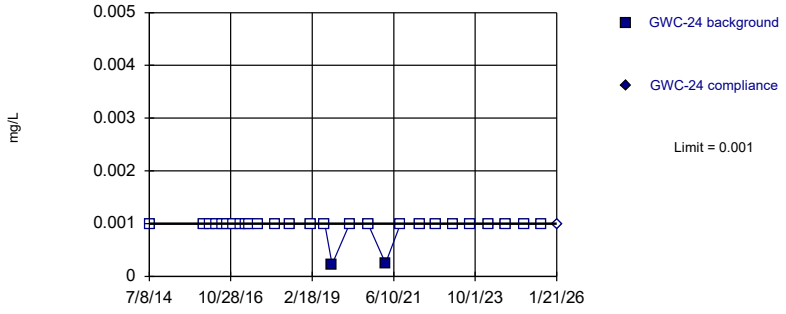


Non-parametric test used in lieu of parametric prediction limit because censored data exceeded 50%. Limit is highest of 28 background values. 92.86% NDs. Well-constituent pair annual alpha = 0.004669. Individual comparison alpha = 0.002337 (1 of 2).

Constituent: Thallium Analysis Run 3/31/2026 6:04 AM View: Appendix I
Plant Wansley Client: Southern Company Data: Wansley Landfill

Sanitas™ v.10.1.06 Software licensed to Groundwater Stats Consulting. UG
Hollow symbols indicate censored values.
Within Limit

## Prediction Limit

Intrawell Non-parametric

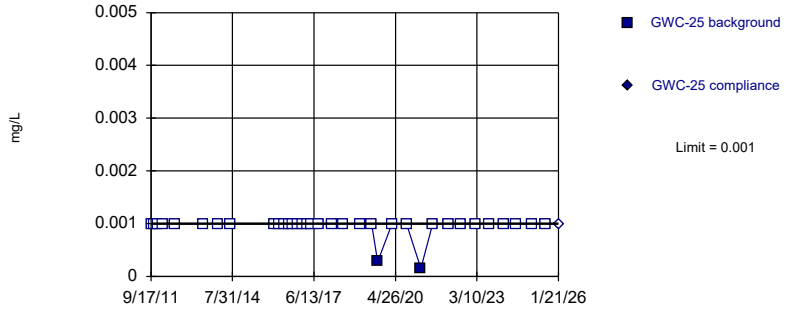


Non-parametric test used in lieu of parametric prediction limit because censored data exceeded 50%. Limit is highest of 35 background values. 94.29% NDs. Well-constituent pair annual alpha = 0.002991. Individual comparison alpha = 0.001497 (1 of 2).

Constituent: Thallium Analysis Run 3/31/2026 6:04 AM View: Appendix I
Plant Wansley Client: Southern Company Data: Wansley Landfill

Sanitas™ v.10.1.06 Software licensed to Groundwater Stats Consulting. UG
Hollow symbols indicate censored values.
Within Limit

## Prediction Limit

Intrawell Non-parametric

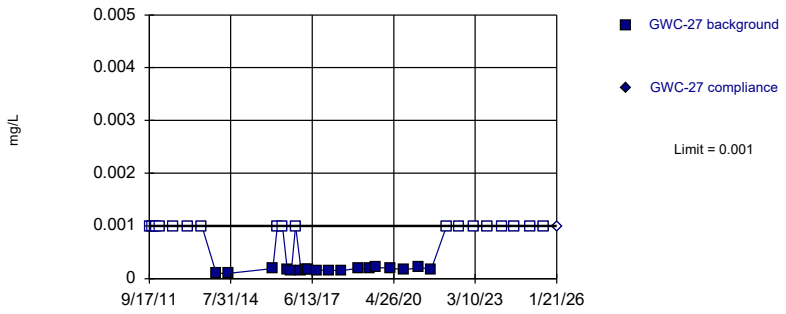


Non-parametric test used in lieu of parametric prediction limit because the Shapiro Wilk normality test showed the data to be non-normal at the 0.01 alpha level. Limit is highest of 36 background values. 50% NDs. Well-constituent pair annual alpha = 0.002856. Individual comparison alpha = 0.001429 (1 of 2).

Constituent: Thallium Analysis Run 3/31/2026 6:05 AM View: Appendix I
Plant Wansley Client: Southern Company Data: Wansley Landfill

Sanitas™ v.10.1.06 Software licensed to Groundwater Stats Consulting. UG
Hollow symbols indicate censored values.
Within Limit

## Prediction Limit

Intrawell Non-parametric

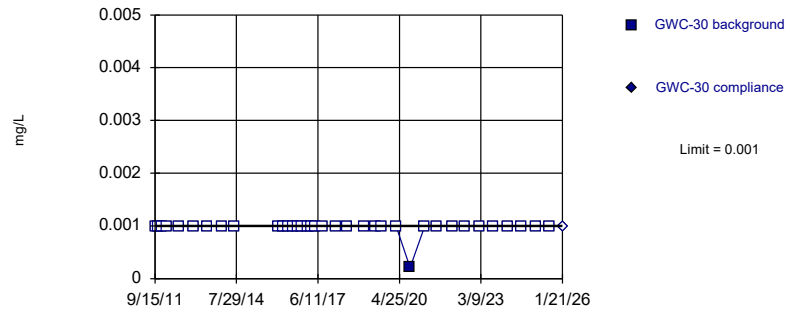


Non-parametric test used in lieu of parametric prediction limit because censored data exceeded 50%. Limit is highest of 36 background values. 97.22% NDs. Well-constituent pair annual alpha = 0.002856. Individual comparison alpha = 0.001429 (1 of 2).

Constituent: Thallium Analysis Run 3/31/2026 6:05 AM View: Appendix I
Plant Wansley Client: Southern Company Data: Wansley Landfill

Sanitas™ v.10.1.06 Software licensed to Groundwater Stats Consulting. UG
Hollow symbols indicate censored values.
Within Limit

## Prediction Limit

Intrawell Non-parametric

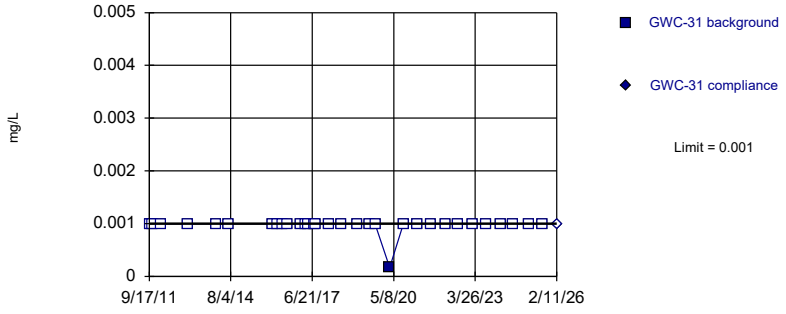


Non-parametric test used in lieu of parametric prediction limit because censored data exceeded 50%. Limit is highest of 32 background values. 96.88% NDs. Well-constituent pair annual alpha = 0.003603. Individual comparison alpha = 0.001803 (1 of 2).

Constituent: Thallium Analysis Run 3/31/2026 6:05 AM View: Appendix I
Plant Wansley Client: Southern Company Data: Wansley Landfill

Sanitas™ v.10.1.06 Software licensed to Groundwater Stats Consulting. UG
Hollow symbols indicate censored values.
Within Limit

## Prediction Limit

Intrawell Non-parametric

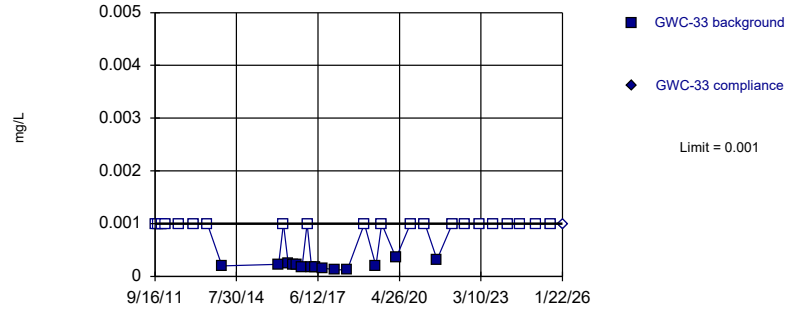


Non-parametric test used in lieu of parametric prediction limit because censored data exceeded 50%. Limit is highest of 36 background values. 61.11% NDs. Well-constituent pair annual alpha = 0.002856. Individual comparison alpha = 0.001429 (1 of 2).

Constituent: Thallium Analysis Run 3/31/2026 6:05 AM View: Appendix I
Plant Wansley Client: Southern Company Data: Wansley Landfill

Sanitas™ v.10.1.06 Software licensed to Groundwater Stats Consulting. UG
Hollow symbols indicate censored values.
Within Limit

## Prediction Limit

Intrawell Non-parametric

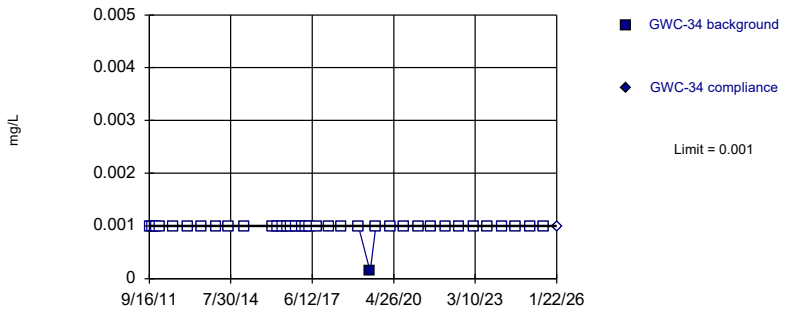


Non-parametric test used in lieu of parametric prediction limit because censored data exceeded 50%. Limit is highest of 37 background values. 97.3% NDs. Well-constituent pair annual alpha = 0.002721. Individual comparison alpha = 0.001361 (1 of 2).

Constituent: Thallium Analysis Run 3/31/2026 6:05 AM View: Appendix I
Plant Wansley Client: Southern Company Data: Wansley Landfill

Sanitas™ v.10.1.06 Software licensed to Groundwater Stats Consulting. UG
Hollow symbols indicate censored values.
Within Limit

## Prediction Limit

Intrawell Non-parametric

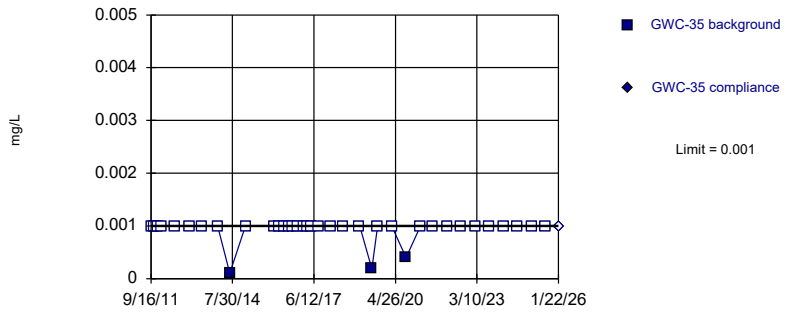


Non-parametric test used in lieu of parametric prediction limit because censored data exceeded 50%. Limit is highest of 37 background values. 91.89% NDs. Well-constituent pair annual alpha = 0.002721. Individual comparison alpha = 0.001361 (1 of 2).

Constituent: Thallium Analysis Run 3/31/2026 6:05 AM View: Appendix I
Plant Wansley Client: Southern Company Data: Wansley Landfill

Sanitas™ v.10.1.06 Software licensed to Groundwater Stats Consulting. UG
Hollow symbols indicate censored values.
Within Limit

## Prediction Limit

Intrawell Non-parametric

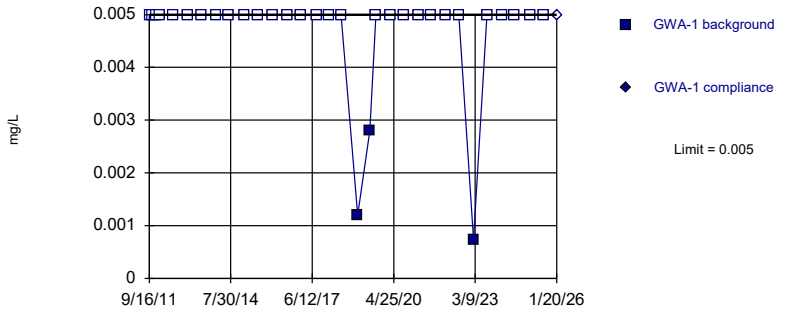


Non-parametric test used in lieu of parametric prediction limit because censored data exceeded 50%. Limit is highest of 32 background values. 90.63% NDs. Well-constituent pair annual alpha = 0.003603. Individual comparison alpha = 0.001803 (1 of 2).

Constituent: Vanadium Analysis Run 3/31/2026 6:05 AM View: Appendix I
Plant Wansley Client: Southern Company Data: Wansley Landfill

Sanitas™ v.10.1.06 Software licensed to Groundwater Stats Consulting. UG
Hollow symbols indicate censored values.
Within Limit

## Prediction Limit

Intrawell Non-parametric

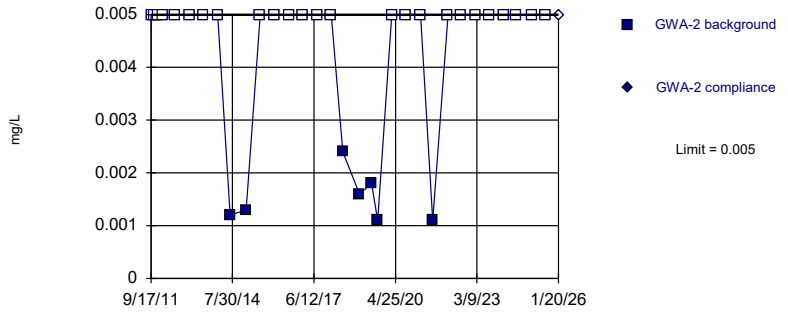


Non-parametric test used in lieu of parametric prediction limit because censored data exceeded 50%. Limit is highest of 32 background values. 78.13% NDs. Well-constituent pair annual alpha = 0.003603. Individual comparison alpha = 0.001803 (1 of 2).

Constituent: Vanadium Analysis Run 3/31/2026 6:05 AM View: Appendix I
Plant Wansley Client: Southern Company Data: Wansley Landfill

Sanitas™ v.10.1.06 Software licensed to Groundwater Stats Consulting. UG
Hollow symbols indicate censored values.
Within Limit

## Prediction Limit

Intrawell Non-parametric

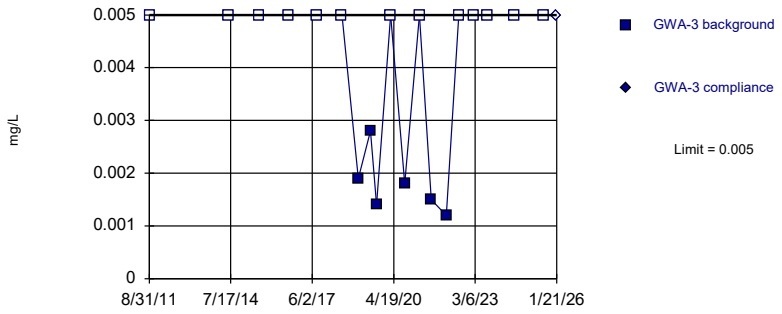


Non-parametric test used in lieu of parametric prediction limit because censored data exceeded 50%. Limit is highest of 19 background values. 68.42% NDs. Well-constituent pair annual alpha = 0.009641. Individual comparison alpha = 0.004832 (1 of 2).

Constituent: Vanadium Analysis Run 3/31/2026 6:05 AM View: Appendix I
Plant Wansley Client: Southern Company Data: Wansley Landfill

Sanitas™ v.10.1.06 Software licensed to Groundwater Stats Consulting. UG
Hollow symbols indicate censored values.
Within Limit

## Prediction Limit

Intrawell Non-parametric

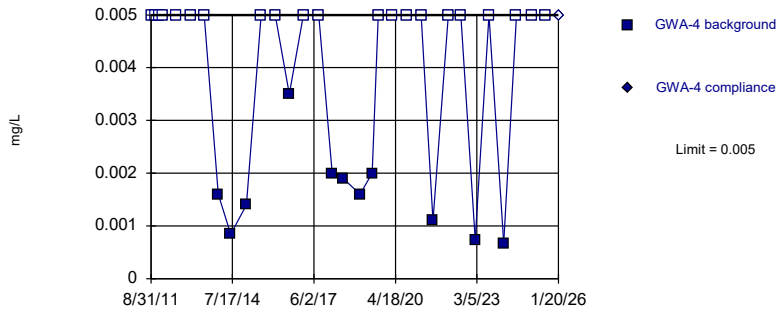


Non-parametric test used in lieu of parametric prediction limit because censored data exceeded 50%. Limit is highest of 32 background values. 65.63% NDs. Well-constituent pair annual alpha = 0.003603. Individual comparison alpha = 0.001803 (1 of 2).

Constituent: Vanadium Analysis Run 3/31/2026 6:05 AM View: Appendix I
Plant Wansley Client: Southern Company Data: Wansley Landfill

Sanitas™ v.10.1.06 Software licensed to Groundwater Stats Consulting. UG
Hollow symbols indicate censored values.
Within Limit

## Prediction Limit

Intrawell Non-parametric

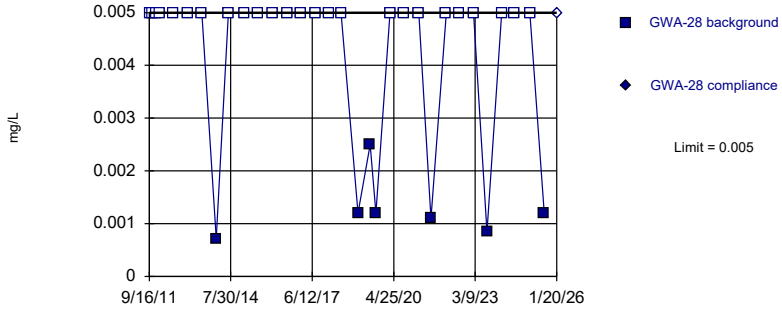


Non-parametric test used in lieu of parametric prediction limit because censored data exceeded 50%. Limit is highest of 32 background values. 78.13% NDs. Well-constituent pair annual alpha = 0.003603. Individual comparison alpha = 0.001803 (1 of 2).

Constituent: Vanadium Analysis Run 3/31/2026 6:05 AM View: Appendix I
Plant Wansley Client: Southern Company Data: Wansley Landfill

Sanitas™ v.10.1.06 Software licensed to Groundwater Stats Consulting. UG
Hollow symbols indicate censored values.
Within Limit

## Prediction Limit

Intrawell Non-parametric

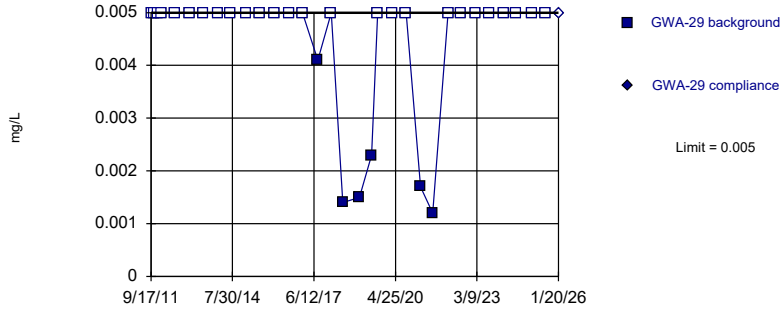


Non-parametric test used in lieu of parametric prediction limit because censored data exceeded 50%. Limit is highest of 32 background values. 81.25% NDs. Well-constituent pair annual alpha = 0.003603. Individual comparison alpha = 0.001803 (1 of 2).

Constituent: Vanadium Analysis Run 3/31/2026 6:05 AM View: Appendix I
Plant Wansley Client: Southern Company Data: Wansley Landfill

Sanitas™ v.10.1.06 Software licensed to Groundwater Stats Consulting. UG
Hollow symbols indicate censored values.
Within Limit

## Prediction Limit

Intrawell Parametric

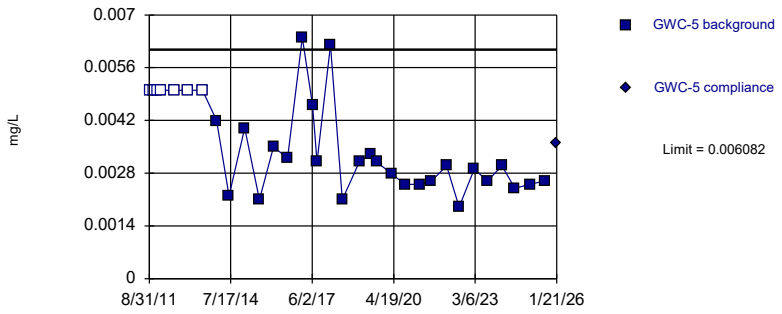


Background Data Summary (based on square root transformation) (after Kaplan-Meier Adjustment): Mean=0.05352, Std. Dev.=0.009358, n=33, 21.21% NDs. Normality test: Shapiro Wilk @alpha = 0.01, calculated = 0.9115, critical = 0.906. Kappa = 2.614 (c=16, w=29, 1 of 2, event alpha = 0.05132). Report alpha = 0.0001135.

Constituent: Vanadium Analysis Run 3/31/2026 6:05 AM View: Appendix I
Plant Wansley Client: Southern Company Data: Wansley Landfill

Sanitas™ v.10.1.06 Software licensed to Groundwater Stats Consulting. UG
Hollow symbols indicate censored values.
Within Limit

## Prediction Limit

Intrawell Non-parametric

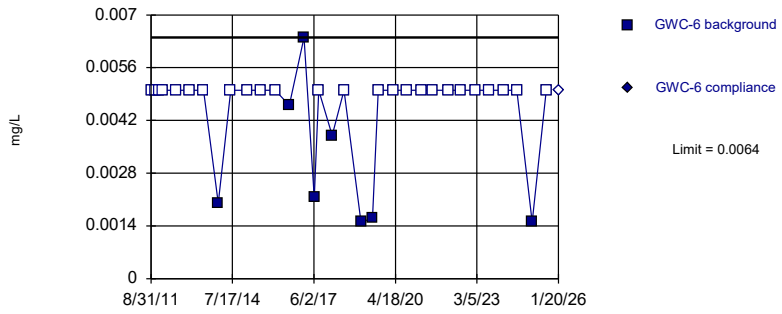


Non-parametric test used in lieu of parametric prediction limit because censored data exceeded 50%. Limit is highest of 33 background values. 75.76% NDs. Well-constituent pair annual alpha = 0.003399. Individual comparison alpha = 0.001701 (1 of 2).

Constituent: Vanadium Analysis Run 3/31/2026 6:05 AM View: Appendix I
Plant Wansley Client: Southern Company Data: Wansley Landfill

Sanitas™ v.10.1.06 Software licensed to Groundwater Stats Consulting. UG
Hollow symbols indicate censored values.
Within Limit

## Prediction Limit

Intrawell Parametric

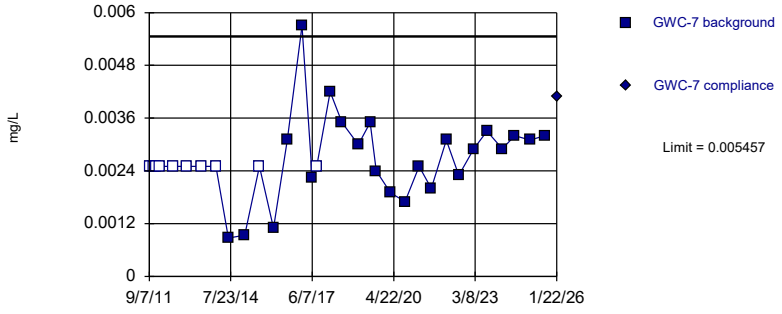


Background Data Summary (based on square root transformation) (after Kaplan-Meier Adjustment): Mean=0.0456, Std. Dev.=0.01082, n=33, 30.3% NDs. Normality test: Shapiro Wilk @alpha = 0.01, calculated = 0.9129, critical = 0.906. Kappa = 2.614 (c=16, w=29, 1 of 2, event alpha = 0.05132). Report alpha = 0.0001135.

Constituent: Vanadium Analysis Run 3/31/2026 6:05 AM View: Appendix I
Plant Wansley Client: Southern Company Data: Wansley Landfill

Sanitas™ v.10.1.06 Software licensed to Groundwater Stats Consulting. UG
Hollow symbols indicate censored values.
Within Limit

## Prediction Limit

Intrawell Non-parametric

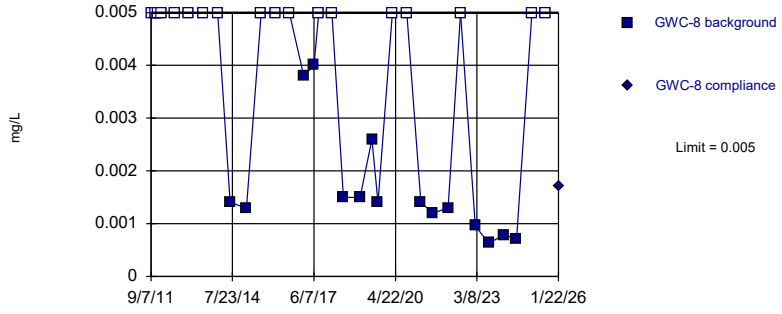


Non-parametric test used in lieu of parametric prediction limit because censored data exceeded 50%. Limit is highest of 33 background values. 54.55% NDs. Well-constituent pair annual alpha = 0.003399. Individual comparison alpha = 0.001701 (1 of 2).

Constituent: Vanadium Analysis Run 3/31/2026 6:05 AM View: Appendix I
Plant Wansley Client: Southern Company Data: Wansley Landfill

Sanitas™ v.10.1.06 Software licensed to Groundwater Stats Consulting. UG
Hollow symbols indicate censored values.
Within Limit

## Prediction Limit

Intrawell Non-parametric

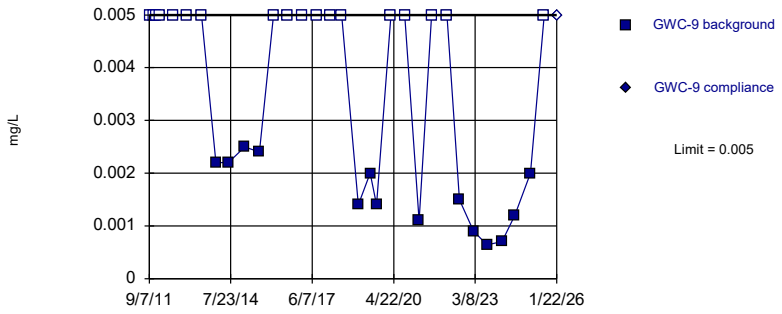


Non-parametric test used in lieu of parametric prediction limit because censored data exceeded 50%. Limit is highest of 32 background values. 56.25% NDs. Well-constituent pair annual alpha = 0.003603. Individual comparison alpha = 0.001803 (1 of 2).

Constituent: Vanadium Analysis Run 3/31/2026 6:05 AM View: Appendix I
Plant Wansley Client: Southern Company Data: Wansley Landfill

Sanitas™ v.10.1.06 Software licensed to Groundwater Stats Consulting. UG
Hollow symbols indicate censored values.
Within Limit

## Prediction Limit

Intrawell Non-parametric

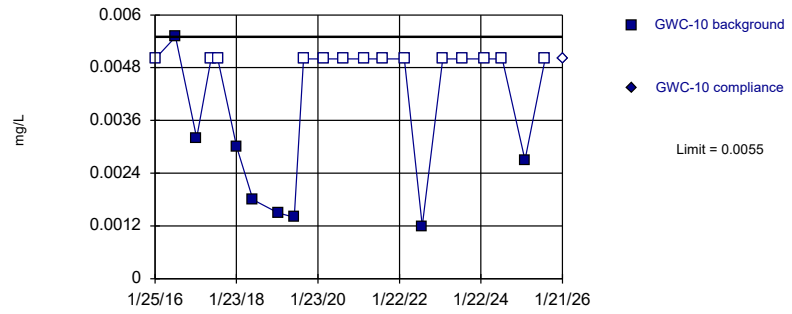


Non-parametric test used in lieu of parametric prediction limit because censored data exceeded 50%. Limit is highest of 22 background values. 63.64% NDs. Well-constituent pair annual alpha = 0.007401. Individual comparison alpha = 0.003707 (1 of 2).

Constituent: Vanadium Analysis Run 3/31/2026 6:05 AM View: Appendix I
Plant Wansley Client: Southern Company Data: Wansley Landfill

Sanitas™ v.10.1.06 Software licensed to Groundwater Stats Consulting. UG
Hollow symbols indicate censored values.
Within Limit

## Prediction Limit

Intrawell Non-parametric

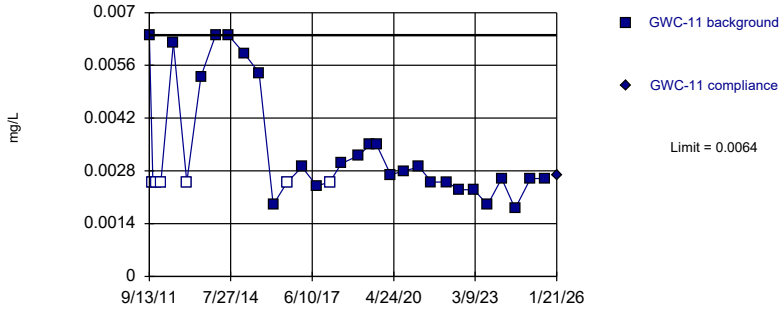


Non-parametric test used in lieu of parametric prediction limit because the Shapiro Wilk normality test showed the data to be non-normal at the 0.01 alpha level. Limit is highest of 32 background values. 18.75% NDs. Well-constituent pair annual alpha = 0.003603. Individual comparison alpha = 0.001803 (1 of 2).

Constituent: Vanadium Analysis Run 3/31/2026 6:05 AM View: Appendix I
Plant Wansley Client: Southern Company Data: Wansley Landfill

Sanitas™ v.10.1.06 Software licensed to Groundwater Stats Consulting. UG
Hollow symbols indicate censored values.
Within Limit

## Prediction Limit

Intrawell Non-parametric

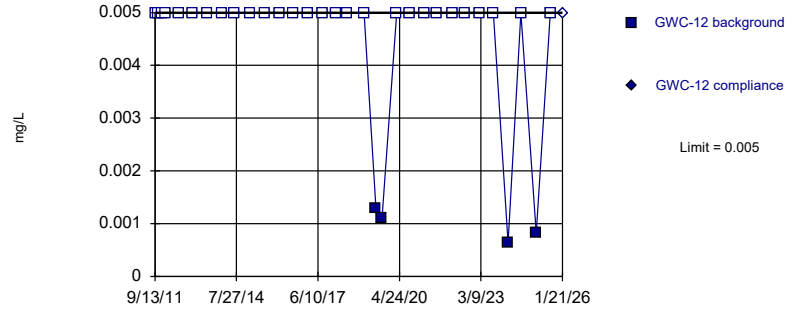


Non-parametric test used in lieu of parametric prediction limit because censored data exceeded 50%. Limit is highest of 32 background values. 87.5% NDs. Well-constituent pair annual alpha = 0.003603. Individual comparison alpha = 0.001803 (1 of 2).

Constituent: Vanadium Analysis Run 3/31/2026 6:05 AM View: Appendix I
Plant Wansley Client: Southern Company Data: Wansley Landfill

Sanitas™ v.10.1.06 Software licensed to Groundwater Stats Consulting. UG
Hollow symbols indicate censored values.
Within Limit

## Prediction Limit

Intrawell Non-parametric

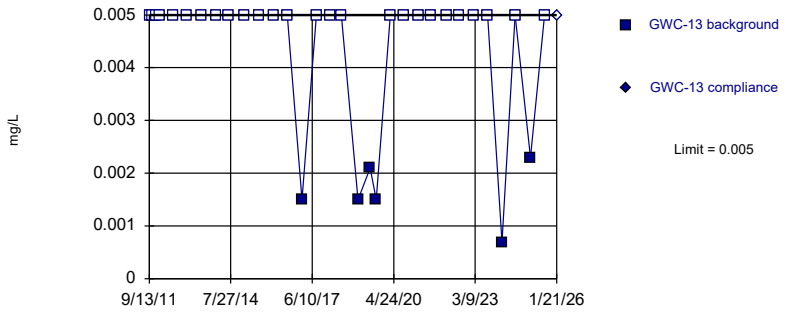


Non-parametric test used in lieu of parametric prediction limit because censored data exceeded 50%. Limit is highest of 32 background values. 81.25% NDs. Well-constituent pair annual alpha = 0.003603. Individual comparison alpha = 0.001803 (1 of 2).

Constituent: Vanadium Analysis Run 3/31/2026 6:05 AM View: Appendix I
Plant Wansley Client: Southern Company Data: Wansley Landfill

Sanitas™ v.10.1.06 Software licensed to Groundwater Stats Consulting. UG
Hollow symbols indicate censored values.
Within Limit

## Prediction Limit

Intrawell Non-parametric

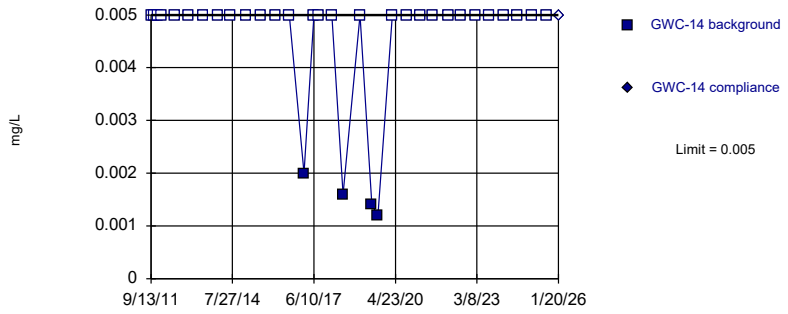


Non-parametric test used in lieu of parametric prediction limit because censored data exceeded 50%. Limit is highest of 33 background values. 87.88% NDs. Well-constituent pair annual alpha = 0.003399. Individual comparison alpha = 0.001701 (1 of 2).

Constituent: Vanadium Analysis Run 3/31/2026 6:05 AM View: Appendix I
Plant Wansley Client: Southern Company Data: Wansley Landfill

Sanitas™ v.10.1.06 Software licensed to Groundwater Stats Consulting. UG
Hollow symbols indicate censored values.
Within Limit

## Prediction Limit

Intrawell Non-parametric

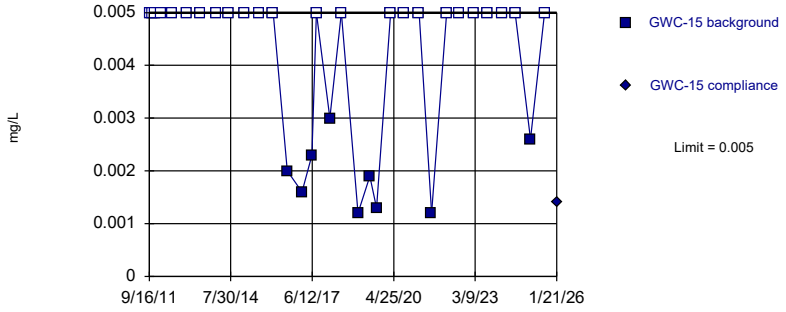


Non-parametric test used in lieu of parametric prediction limit because censored data exceeded 50%. Limit is highest of 33 background values. 72.73% NDs. Well-constituent pair annual alpha = 0.003399. Individual comparison alpha = 0.001701 (1 of 2).

Constituent: Vanadium Analysis Run 3/31/2026 6:05 AM View: Appendix I
Plant Wansley Client: Southern Company Data: Wansley Landfill

Sanitas™ v.10.1.06 Software licensed to Groundwater Stats Consulting. UG
Hollow symbols indicate censored values.
Within Limit

## Prediction Limit

Intrawell Parametric

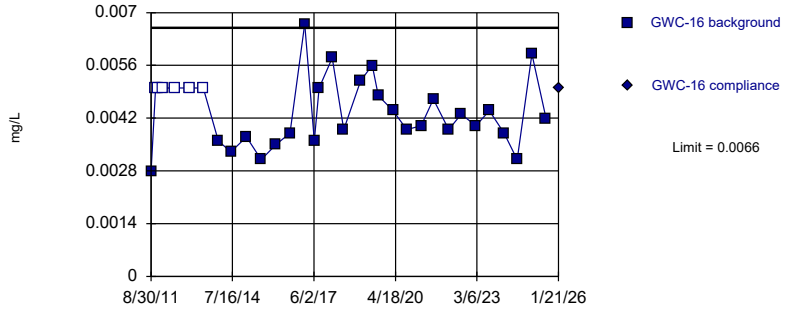


Background Data Summary (after Kaplan-Meier Adjustment): Mean=0.004023, Std. Dev.=0.0009856, n=33, 18.18% NDs. Normality test: Shapiro Wilk @alpha = 0.01, calculated = 0.966, critical = 0.906. Kappa = 2.614 (c=16, w=29, 1 of 2, event alpha = 0.05132). Report alpha = 0.0001135.

Constituent: Vanadium Analysis Run 3/31/2026 6:05 AM View: Appendix I
Plant Wansley Client: Southern Company Data: Wansley Landfill

Sanitas™ v.10.1.06 Software licensed to Groundwater Stats Consulting. UG
Hollow symbols indicate censored values.
Within Limit

## Prediction Limit

Intrawell Parametric

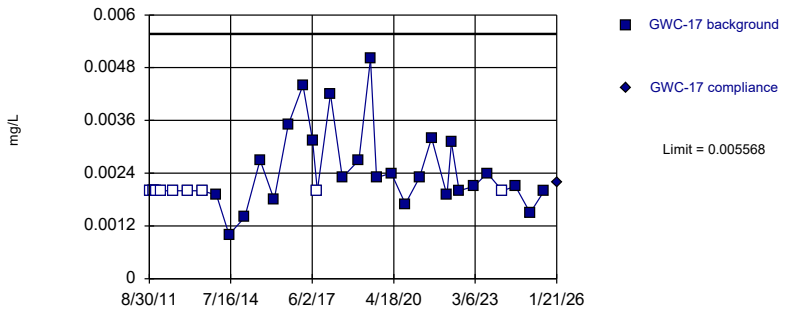


Background Data Summary (based on natural log transformation) (after Kaplan-Meier Adjustment): Mean=-6.251, Std. Dev.=0.409, n=35, 28.57% NDs. Normality test: Shapiro Wilk @alpha = 0.01, calculated = 0.9165, critical = 0.91. Kappa = 2.592 (c=16, w=29, 1 of 2, event alpha = 0.05132). Report alpha = 0.0001135.

Constituent: Vanadium Analysis Run 3/31/2026 6:05 AM View: Appendix I
Plant Wansley Client: Southern Company Data: Wansley Landfill

Sanitas™ v.10.1.06 Software licensed to Groundwater Stats Consulting. UG
Hollow symbols indicate censored values.
Within Limit

## Prediction Limit

Intrawell Non-parametric

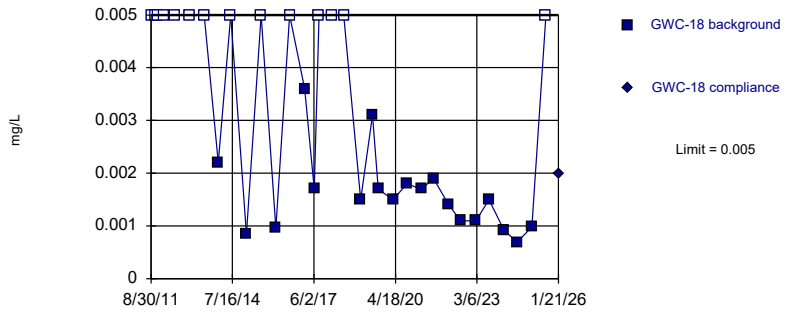


Non-parametric test used in lieu of parametric prediction limit because the Shapiro Wilk normality test showed the data to be non-normal at the 0.01 alpha level. Limit is highest of 33 background values. 42.42% NDs. Well-constituent pair annual alpha = 0.003399. Individual comparison alpha = 0.001701 (1 of 2).

Constituent: Vanadium Analysis Run 3/31/2026 6:05 AM View: Appendix I
Plant Wansley Client: Southern Company Data: Wansley Landfill

Sanitas™ v.10.1.06 Software licensed to Groundwater Stats Consulting. UG
Hollow symbols indicate censored values.
Within Limit

## Prediction Limit

Intrawell Non-parametric

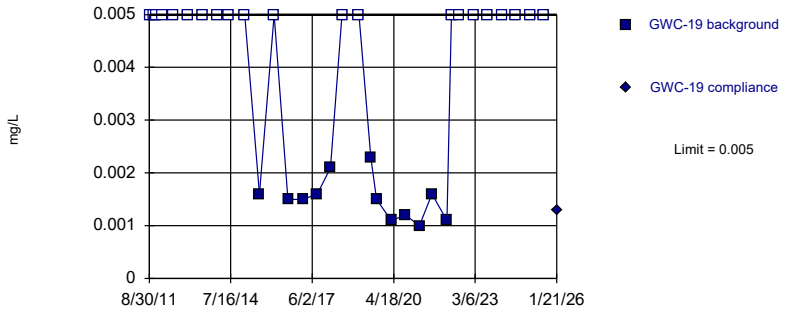


Non-parametric test used in lieu of parametric prediction limit because censored data exceeded 50%. Limit is highest of 33 background values. 63.64% NDs. Well-constituent pair annual alpha = 0.003399. Individual comparison alpha = 0.001701 (1 of 2).

Constituent: Vanadium Analysis Run 3/31/2026 6:05 AM View: Appendix I
Plant Wansley Client: Southern Company Data: Wansley Landfill

Sanitas™ v.10.1.06 Software licensed to Groundwater Stats Consulting. UG
Hollow symbols indicate censored values.
Within Limit

## Prediction Limit

Intrawell Non-parametric

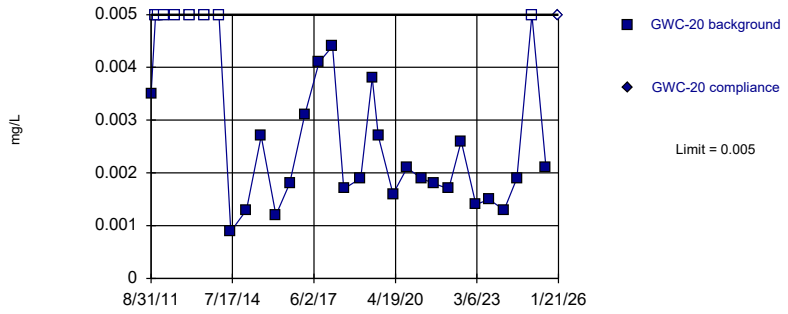


Non-parametric test used in lieu of parametric prediction limit because the Shapiro Wilk normality test showed the data to be non-normal at the 0.01 alpha level. Limit is highest of 32 background values. 25% NDs. Well-constituent pair annual alpha = 0.003603. Individual comparison alpha = 0.001803 (1 of 2).

Constituent: Vanadium Analysis Run 3/31/2026 6:05 AM View: Appendix I
Plant Wansley Client: Southern Company Data: Wansley Landfill

Sanitas™ v.10.1.06 Software licensed to Groundwater Stats Consulting. UG
Hollow symbols indicate censored values.
Within Limit

## Prediction Limit

Intrawell Non-parametric

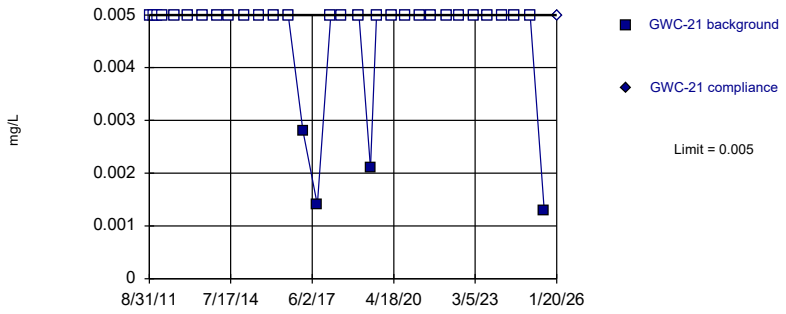


Non-parametric test used in lieu of parametric prediction limit because censored data exceeded 50%. Limit is highest of 32 background values. 87.5% NDs. Well-constituent pair annual alpha = 0.003603. Individual comparison alpha = 0.001803 (1 of 2).

Constituent: Vanadium Analysis Run 3/31/2026 6:05 AM View: Appendix I
Plant Wansley Client: Southern Company Data: Wansley Landfill

Sanitas™ v.10.1.06 Software licensed to Groundwater Stats Consulting. UG
Hollow symbols indicate censored values.
Within Limit

## Prediction Limit

Intrawell Parametric

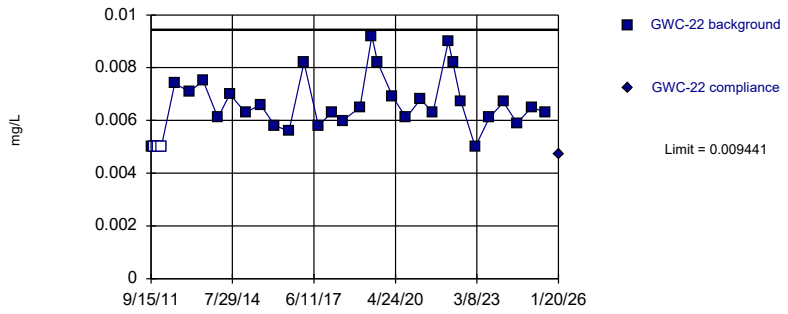


Background Data Summary: Mean=0.006548, Std. Dev.=0.001107, n=33, 9.091% NDs. Normality test: Shapiro Wilk @alpha = 0.01, calculated = 0.931, critical = 0.906. Kappa = 2.614 (c=16, w=29, 1 of 2, event alpha = 0.05132). Report alpha = 0.0001135.

Constituent: Vanadium Analysis Run 3/31/2026 6:05 AM View: Appendix I
Plant Wansley Client: Southern Company Data: Wansley Landfill

Sanitas™ v.10.1.06 Software licensed to Groundwater Stats Consulting. UG
Hollow symbols indicate censored values.
Within Limit

## Prediction Limit

Intrawell Non-parametric

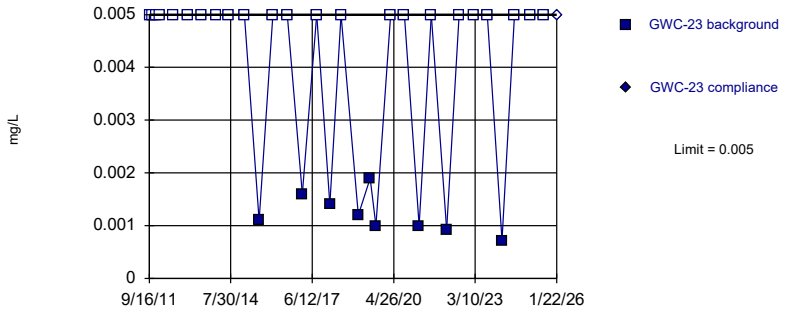


Non-parametric test used in lieu of parametric prediction limit because censored data exceeded 50%. Limit is highest of 32 background values. 71.88% NDs. Well-constituent pair annual alpha = 0.003603. Individual comparison alpha = 0.001803 (1 of 2).

Constituent: Vanadium Analysis Run 3/31/2026 6:05 AM View: Appendix I
Plant Wansley Client: Southern Company Data: Wansley Landfill

Sanitas™ v.10.1.06 Software licensed to Groundwater Stats Consulting. UG
Hollow symbols indicate censored values.
Within Limit

## Prediction Limit

Intrawell Non-parametric

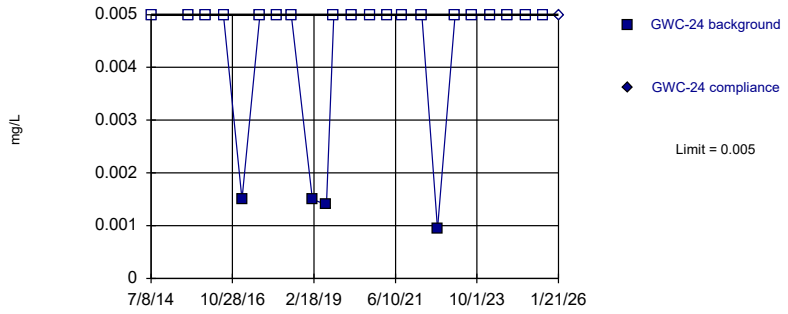


Non-parametric test used in lieu of parametric prediction limit because censored data exceeded 50%. Limit is highest of 23 background values. 82.61% NDs. Well-constituent pair annual alpha = 0.006819. Individual comparison alpha = 0.003415 (1 of 2).

Constituent: Vanadium Analysis Run 3/31/2026 6:05 AM View: Appendix I
Plant Wansley Client: Southern Company Data: Wansley Landfill

Sanitas™ v.10.1.06 Software licensed to Groundwater Stats Consulting. UG
Hollow symbols indicate censored values.
Within Limit

## Prediction Limit

Intrawell Non-parametric

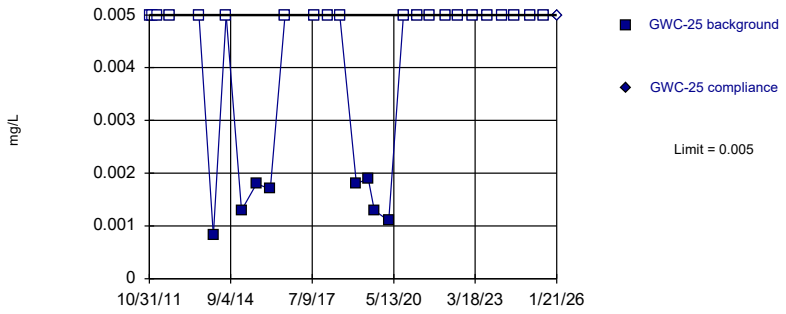


Non-parametric test used in lieu of parametric prediction limit because censored data exceeded 50%. Limit is highest of 29 background values. 72.41% NDs. Well-constituent pair annual alpha = 0.00434. Individual comparison alpha = 0.002172 (1 of 2).

Constituent: Vanadium Analysis Run 3/31/2026 6:05 AM View: Appendix I
Plant Wansley Client: Southern Company Data: Wansley Landfill

Sanitas™ v.10.1.06 Software licensed to Groundwater Stats Consulting. UG
Hollow symbols indicate censored values.
Within Limit

## Prediction Limit

Intrawell Non-parametric

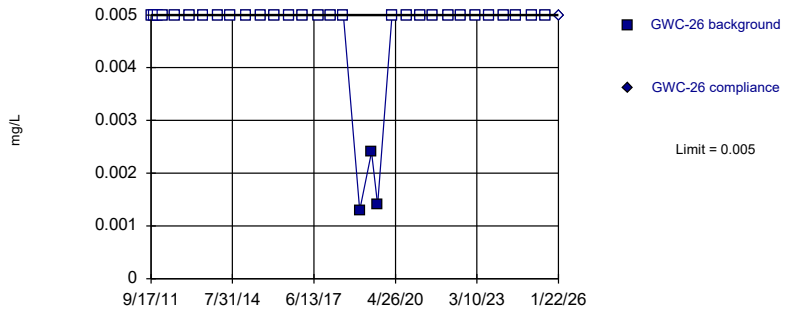


Non-parametric test used in lieu of parametric prediction limit because censored data exceeded 50%. Limit is highest of 32 background values. 90.63% NDs. Well-constituent pair annual alpha = 0.003603. Individual comparison alpha = 0.001803 (1 of 2).

Constituent: Vanadium Analysis Run 3/31/2026 6:05 AM View: Appendix I
Plant Wansley Client: Southern Company Data: Wansley Landfill

Sanitas™ v.10.1.06 Software licensed to Groundwater Stats Consulting. UG
Hollow symbols indicate censored values.
Within Limit

## Prediction Limit

Intrawell Non-parametric

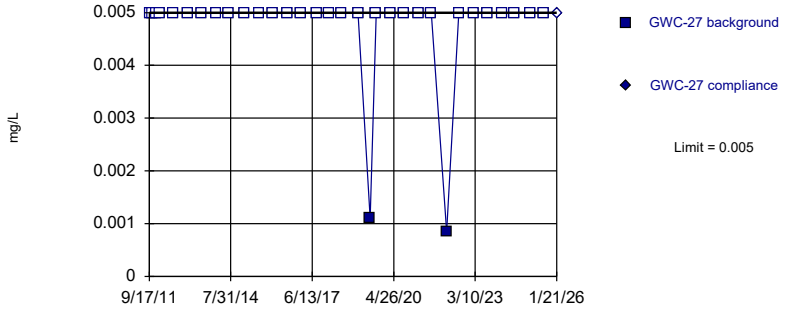


Non-parametric test used in lieu of parametric prediction limit because censored data exceeded 50%. Limit is highest of 32 background values. 93.75% NDs. Well-constituent pair annual alpha = 0.003603. Individual comparison alpha = 0.001803 (1 of 2).

Constituent: Vanadium Analysis Run 3/31/2026 6:05 AM View: Appendix I
Plant Wansley Client: Southern Company Data: Wansley Landfill

Sanitas™ v.10.1.06 Software licensed to Groundwater Stats Consulting. UG
Hollow symbols indicate censored values.
Within Limit

## Prediction Limit

Intrawell Non-parametric

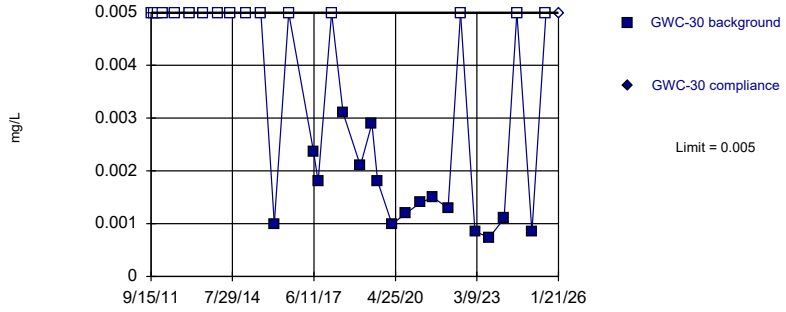


Non-parametric test used in lieu of parametric prediction limit because the Shapiro Wilk normality test showed the data to be non-normal at the 0.01 alpha level. Limit is highest of 32 background values. 50% NDs. Well-constituent pair annual alpha = 0.003603. Individual comparison alpha = 0.001803 (1 of 2).

Constituent: Vanadium Analysis Run 3/31/2026 6:05 AM View: Appendix I
Plant Wansley Client: Southern Company Data: Wansley Landfill

Sanitas™ v.10.1.06 Software licensed to Groundwater Stats Consulting. UG
Hollow symbols indicate censored values.
Within Limit

## Prediction Limit

Intrawell Non-parametric

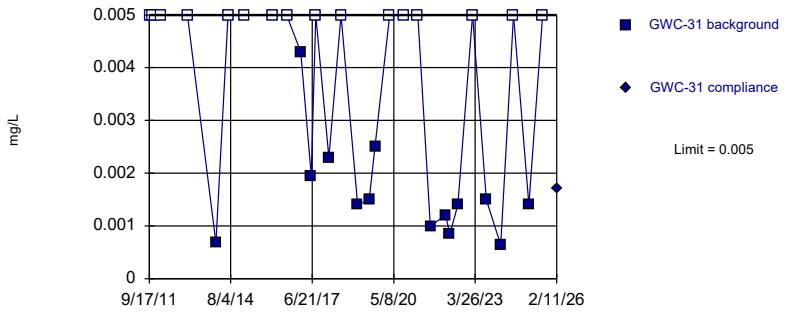


Non-parametric test used in lieu of parametric prediction limit because censored data exceeded 50%. Limit is highest of 30 background values. 53.33% NDs. Well-constituent pair annual alpha = 0.004011. Individual comparison alpha = 0.002008 (1 of 2).

Constituent: Vanadium Analysis Run 3/31/2026 6:05 AM View: Appendix I
Plant Wansley Client: Southern Company Data: Wansley Landfill

Sanitas™ v.10.1.06 Software licensed to Groundwater Stats Consulting. UG
Hollow symbols indicate censored values.
Within Limit

## Prediction Limit

Intrawell Non-parametric

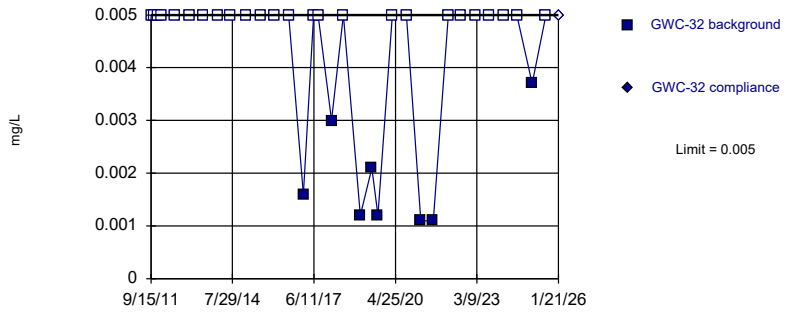


Non-parametric test used in lieu of parametric prediction limit because censored data exceeded 50%. Limit is highest of 33 background values. 75.76% NDs. Well-constituent pair annual alpha = 0.003399. Individual comparison alpha = 0.001701 (1 of 2).

Constituent: Vanadium Analysis Run 3/31/2026 6:05 AM View: Appendix I
Plant Wansley Client: Southern Company Data: Wansley Landfill

Sanitas™ v.10.1.06 Software licensed to Groundwater Stats Consulting. UG
Hollow symbols indicate censored values.
Within Limit

## Prediction Limit

Intrawell Non-parametric

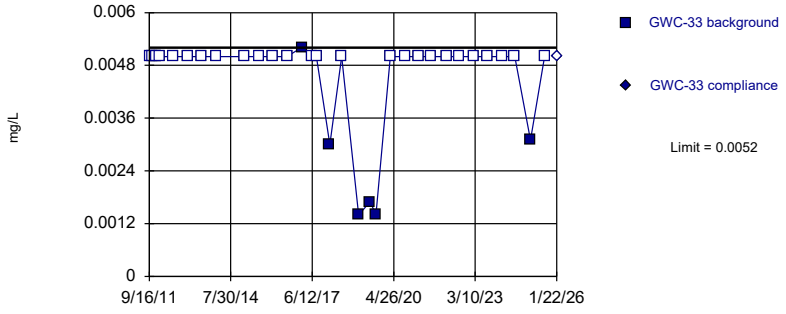


Non-parametric test used in lieu of parametric prediction limit because censored data exceeded 50%. Limit is highest of 33 background values. 81.82% NDs. Well-constituent pair annual alpha = 0.003399. Individual comparison alpha = 0.001701 (1 of 2).

Constituent: Vanadium Analysis Run 3/31/2026 6:05 AM View: Appendix I
Plant Wansley Client: Southern Company Data: Wansley Landfill

Sanitas™ v.10.1.06 Software licensed to Groundwater Stats Consulting. UG
Hollow symbols indicate censored values.
Within Limit

## Prediction Limit

Intrawell Non-parametric

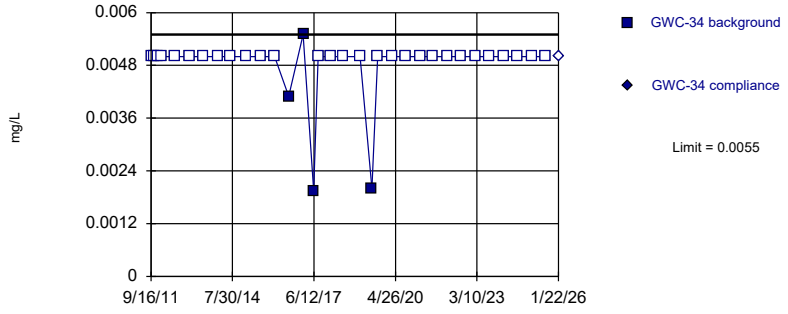


Non-parametric test used in lieu of parametric prediction limit because censored data exceeded 50%. Limit is highest of 33 background values. 87.88% NDs. Well-constituent pair annual alpha = 0.003399. Individual comparison alpha = 0.001701 (1 of 2).

Constituent: Vanadium Analysis Run 3/31/2026 6:05 AM View: Appendix I
Plant Wansley Client: Southern Company Data: Wansley Landfill

Sanitas™ v.10.1.06 Software licensed to Groundwater Stats Consulting. UG
Hollow symbols indicate censored values.
Within Limit

## Prediction Limit

Intrawell Non-parametric

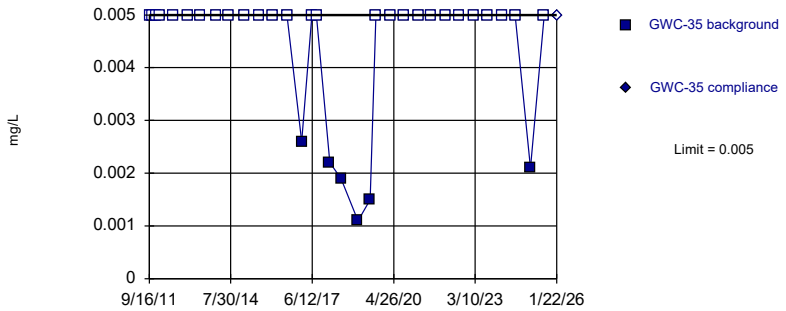


Non-parametric test used in lieu of parametric prediction limit because censored data exceeded 50%. Limit is highest of 33 background values. 81.82% NDs. Well-constituent pair annual alpha = 0.003399. Individual comparison alpha = 0.001701 (1 of 2).

Constituent: Vanadium Analysis Run 3/31/2026 6:05 AM View: Appendix I
Plant Wansley Client: Southern Company Data: Wansley Landfill

Sanitas™ v.10.1.06 Software licensed to Groundwater Stats Consulting. UG
Hollow symbols indicate censored values.
Within Limit

## Prediction Limit

Intrawell Non-parametric

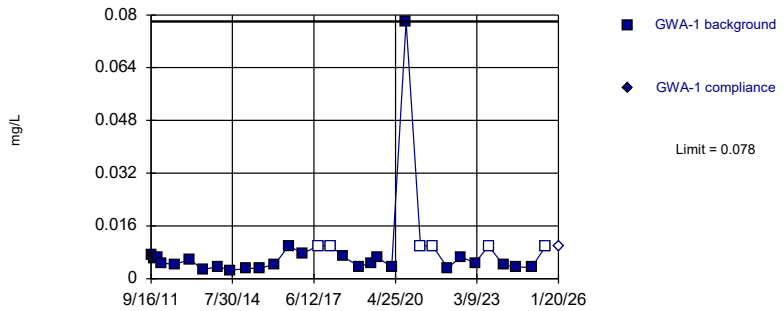


Non-parametric test used in lieu of parametric prediction limit because the Shapiro Wilk normality test showed the data to be non-normal at the 0.01 alpha level. Limit is highest of 32 background values. 18.75% NDs. Well-constituent pair annual alpha = 0.003603. Individual comparison alpha = 0.001803 (1 of 2).

Constituent: Zinc Analysis Run 3/31/2026 6:05 AM View: Appendix I
Plant Wansley Client: Southern Company Data: Wansley Landfill

Sanitas™ v.10.1.06 Software licensed to Groundwater Stats Consulting. UG
Hollow symbols indicate censored values.
Within Limit

## Prediction Limit

Intrawell Non-parametric

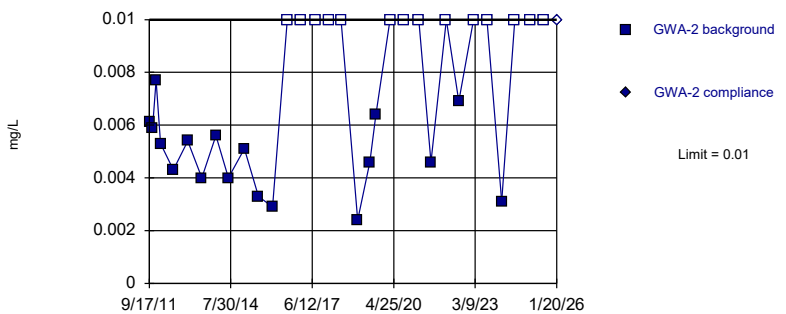


Non-parametric test used in lieu of parametric prediction limit because the Shapiro Wilk normality test showed the data to be non-normal at the 0.01 alpha level. Limit is highest of 32 background values. 43.75% NDs. Well-constituent pair annual alpha = 0.003603. Individual comparison alpha = 0.001803 (1 of 2).

Constituent: Zinc Analysis Run 3/31/2026 6:05 AM View: Appendix I
Plant Wansley Client: Southern Company Data: Wansley Landfill

Sanitas™ v.10.1.06 Software licensed to Groundwater Stats Consulting. UG
Hollow symbols indicate censored values.
Within Limit

## Prediction Limit

Intrawell Parametric

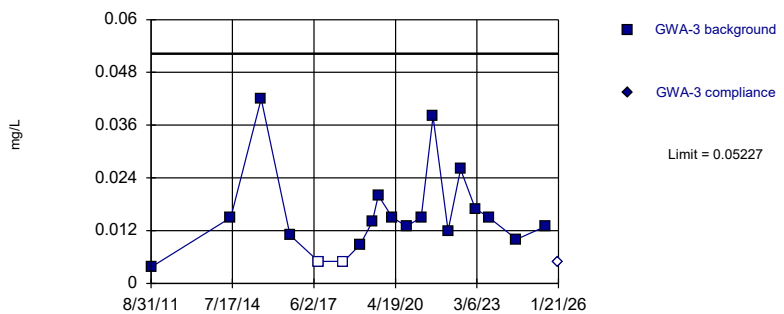


Background Data Summary (based on square root transformation): Mean=0.12, Std. Dev.=0.03725, n=19, 10.53% NDs. Normality test: Shapiro Wilk @alpha = 0.05, calculated = 0.9204, critical = 0.901. Kappa = 2.916 (c=16, w=29, 1 of 2, event alpha = 0.05132). Report alpha = 0.0001135.

Constituent: Zinc Analysis Run 3/31/2026 6:05 AM View: Appendix I
Plant Wansley Client: Southern Company Data: Wansley Landfill

Sanitas™ v.10.1.06 Software licensed to Groundwater Stats Consulting. UG
Hollow symbols indicate censored values.
Within Limit

## Prediction Limit

Intrawell Non-parametric

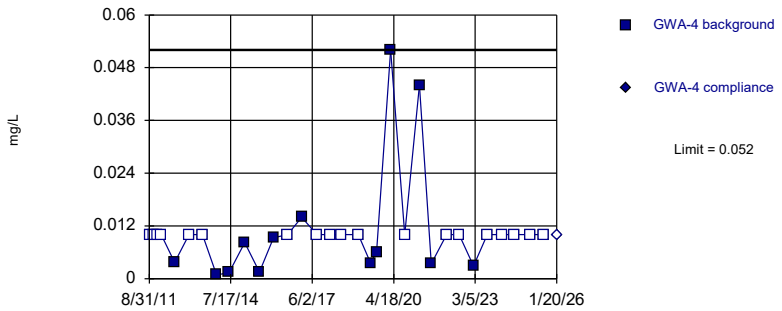


Non-parametric test used in lieu of parametric prediction limit because censored data exceeded 50%. Limit is highest of 32 background values. 59.38% NDs. Well-constituent pair annual alpha = 0.003603. Individual comparison alpha = 0.001803 (1 of 2).

Constituent: Zinc Analysis Run 3/31/2026 6:06 AM View: Appendix I
Plant Wansley Client: Southern Company Data: Wansley Landfill

Sanitas™ v.10.1.06 Software licensed to Groundwater Stats Consulting. UG
Hollow symbols indicate censored values.
Within Limit

## Prediction Limit

Intrawell Non-parametric

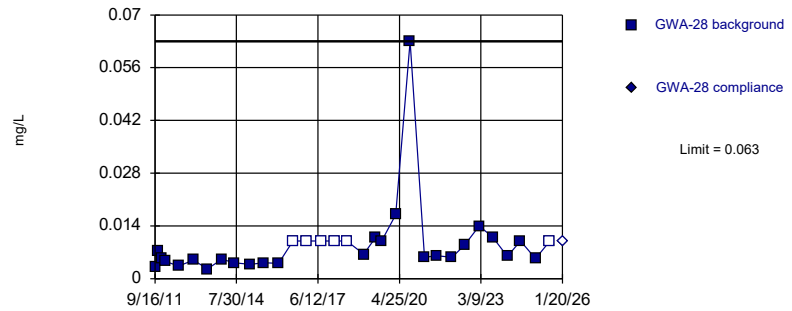


Non-parametric test used in lieu of parametric prediction limit because the Shapiro Wilk normality test showed the data to be non-normal at the 0.01 alpha level. Limit is highest of 32 background values. 18.75% NDs. Well-constituent pair annual alpha = 0.003603. Individual comparison alpha = 0.001803 (1 of 2).

Constituent: Zinc Analysis Run 3/31/2026 6:06 AM View: Appendix I
Plant Wansley Client: Southern Company Data: Wansley Landfill

Sanitas™ v.10.1.06 Software licensed to Groundwater Stats Consulting. UG
Within Limit

## Prediction Limit

Intrawell Parametric

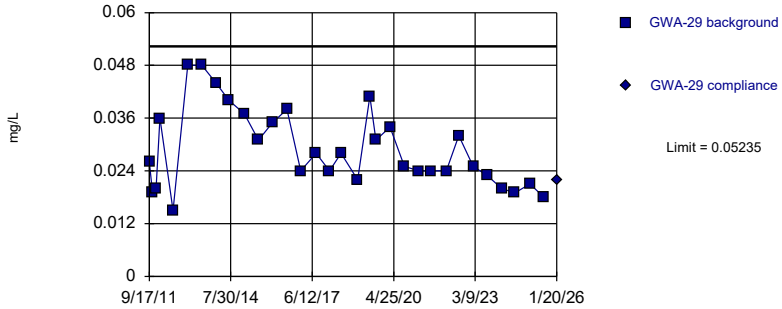


Background Data Summary: Mean=0.02888, Std. Dev.=0.008943, n=32. Normality test: Shapiro Wilk @alpha = 0.01, calculated = 0.931, critical = 0.904. Kappa = 2.625 (c=16, w=29, 1 of 2, event alpha = 0.05132). Report alpha = 0.0001135.

Constituent: Zinc Analysis Run 3/31/2026 6:06 AM View: Appendix I
Plant Wansley Client: Southern Company Data: Wansley Landfill

Sanitas™ v.10.1.06 Software licensed to Groundwater Stats Consulting. UG
Hollow symbols indicate censored values.
Within Limit

## Prediction Limit

Intrawell Non-parametric

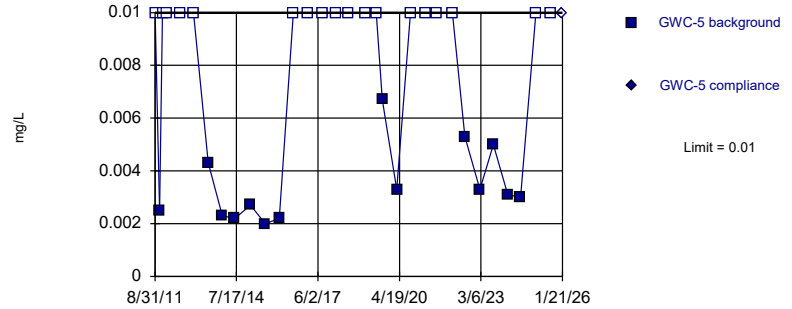


Non-parametric test used in lieu of parametric prediction limit because censored data exceeded 50%. Limit is highest of 32 background values. 56.25% NDs. Well-constituent pair annual alpha = 0.003603. Individual comparison alpha = 0.001803 (1 of 2).

Constituent: Zinc Analysis Run 3/31/2026 6:06 AM View: Appendix I
Plant Wansley Client: Southern Company Data: Wansley Landfill

Sanitas™ v.10.1.06 Software licensed to Groundwater Stats Consulting. UG
Hollow symbols indicate censored values.
Within Limit

## Prediction Limit

Intrawell Non-parametric

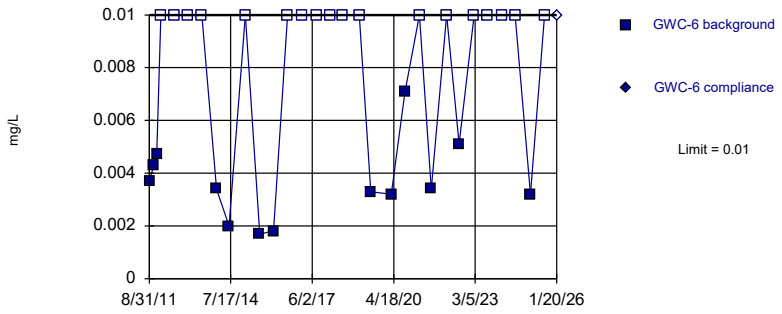


Non-parametric test used in lieu of parametric prediction limit because censored data exceeded 50%. Limit is highest of 31 background values. 58.06% NDs. Well-constituent pair annual alpha = 0.003807. Individual comparison alpha = 0.001905 (1 of 2).

Constituent: Zinc Analysis Run 3/31/2026 6:06 AM View: Appendix I
Plant Wansley Client: Southern Company Data: Wansley Landfill

Sanitas™ v.10.1.06 Software licensed to Groundwater Stats Consulting. UG
Hollow symbols indicate censored values.
Within Limit

## Prediction Limit

Intrawell Non-parametric

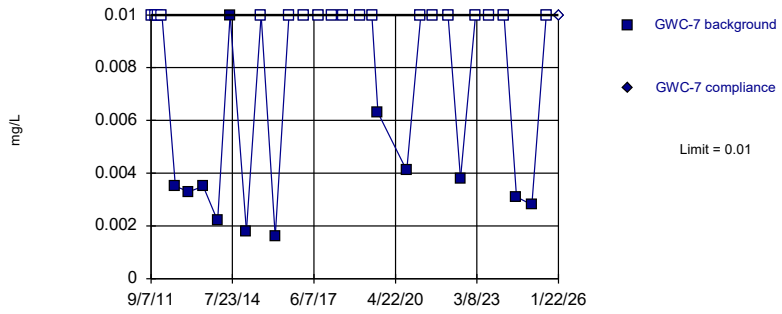


Non-parametric test used in lieu of parametric prediction limit because censored data exceeded 50%. Limit is highest of 31 background values. 61.29% NDs. Well-constituent pair annual alpha = 0.003807. Individual comparison alpha = 0.001905 (1 of 2).

Constituent: Zinc Analysis Run 3/31/2026 6:06 AM View: Appendix I
Plant Wansley Client: Southern Company Data: Wansley Landfill

Sanitas™ v.10.1.06 Software licensed to Groundwater Stats Consulting. UG
Hollow symbols indicate censored values.
Within Limit

## Prediction Limit

Intrawell Non-parametric

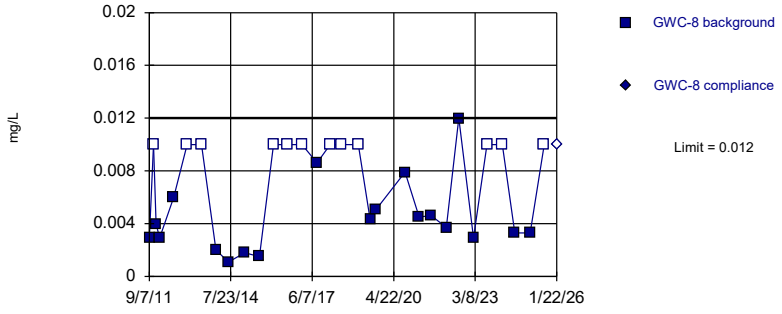


Non-parametric test used in lieu of parametric prediction limit because the Shapiro Wilk normality test showed the data to be non-normal at the 0.01 alpha level. Limit is highest of 31 background values. 38.71% NDs. Well-constituent pair annual alpha = 0.003807. Individual comparison alpha = 0.001905 (1 of 2).

Constituent: Zinc Analysis Run 3/31/2026 6:06 AM View: Appendix I
Plant Wansley Client: Southern Company Data: Wansley Landfill

Sanitas™ v.10.1.06 Software licensed to Groundwater Stats Consulting. UG
Hollow symbols indicate censored values.
Within Limit

## Prediction Limit

Intrawell Parametric

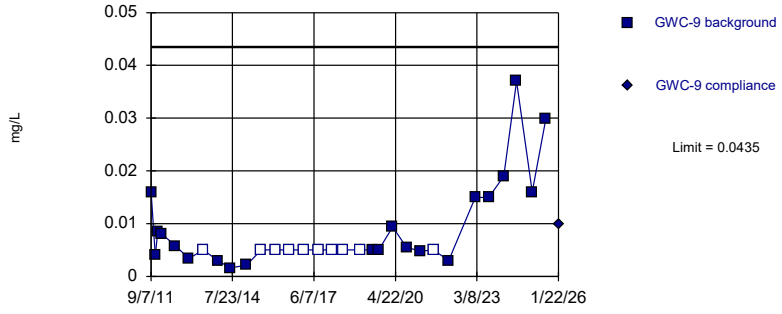


Background Data Summary (based on natural log transformation) (after Kaplan-Meier Adjustment): Mean=-5.34, Std. Dev.=0.8362, n=31, 32.26% NDs. Normality test: Shapiro Wilk @alpha = 0.01, calculated = 0.9045, critical = 0.902. Kappa = 2.636 (c=16, w=29, 1 of 2, event alpha = 0.05132). Report alpha = 0.0001135.

Constituent: Zinc Analysis Run 3/31/2026 6:06 AM View: Appendix I
Plant Wansley Client: Southern Company Data: Wansley Landfill

Sanitas™ v.10.1.06 Software licensed to Groundwater Stats Consulting. UG
Hollow symbols indicate censored values.
Within Limit

## Prediction Limit

Intrawell Non-parametric

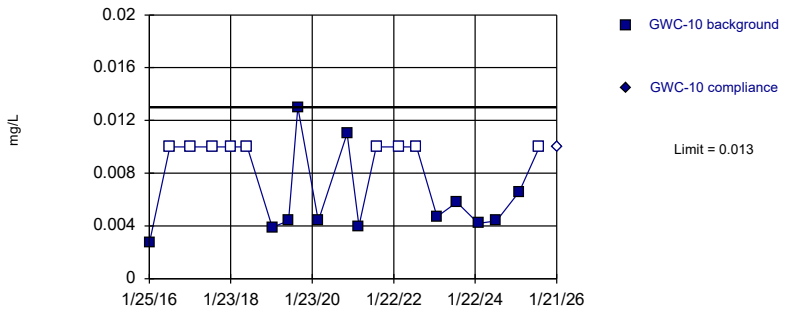


Non-parametric test used in lieu of parametric prediction limit because the Shapiro Wilk normality test showed the data to be non-normal at the 0.01 alpha level. Limit is highest of 21 background values. 42.86% NDs. Well-constituent pair annual alpha = 0.007982. Individual comparison alpha = 0.003999 (1 of 2).

Constituent: Zinc Analysis Run 3/31/2026 6:06 AM View: Appendix I
Plant Wansley Client: Southern Company Data: Wansley Landfill

Sanitas™ v.10.1.06 Software licensed to Groundwater Stats Consulting. UG
Hollow symbols indicate censored values.
Within Limit

## Prediction Limit

Intrawell Non-parametric

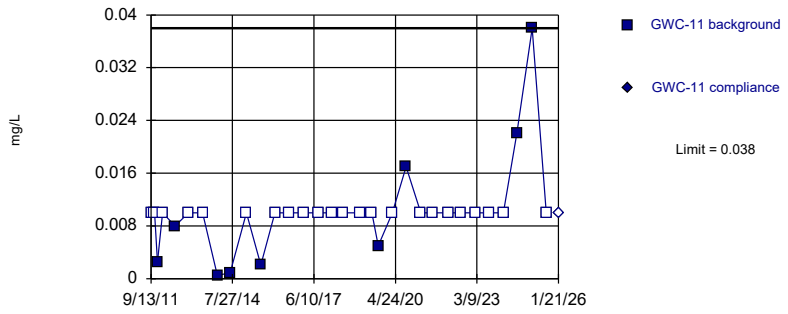


Non-parametric test used in lieu of parametric prediction limit because censored data exceeded 50%. Limit is highest of 32 background values. 71.88% NDs. Well-constituent pair annual alpha = 0.003603. Individual comparison alpha = 0.001803 (1 of 2).

Constituent: Zinc Analysis Run 3/31/2026 6:06 AM View: Appendix I
Plant Wansley Client: Southern Company Data: Wansley Landfill

Sanitas™ v.10.1.06 Software licensed to Groundwater Stats Consulting. UG
Hollow symbols indicate censored values.
Within Limit

## Prediction Limit

Intrawell Non-parametric

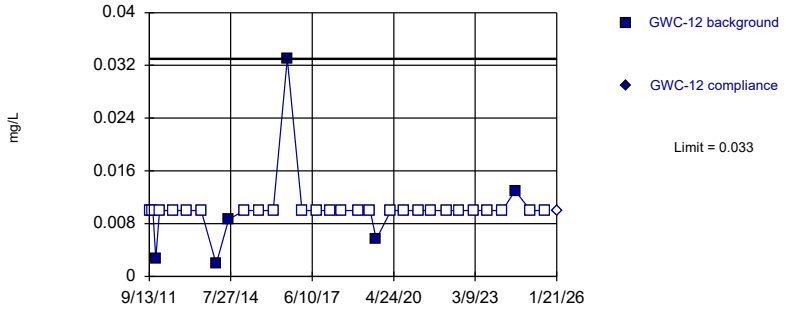


Non-parametric test used in lieu of parametric prediction limit because censored data exceeded 50%. Limit is highest of 32 background values. 81.25% NDs. Well-constituent pair annual alpha = 0.003603. Individual comparison alpha = 0.001803 (1 of 2).

Constituent: Zinc Analysis Run 3/31/2026 6:06 AM View: Appendix I
Plant Wansley Client: Southern Company Data: Wansley Landfill

Sanitas™ v.10.1.06 Software licensed to Groundwater Stats Consulting. UG
Hollow symbols indicate censored values.
Within Limit

## Prediction Limit

Intrawell Non-parametric

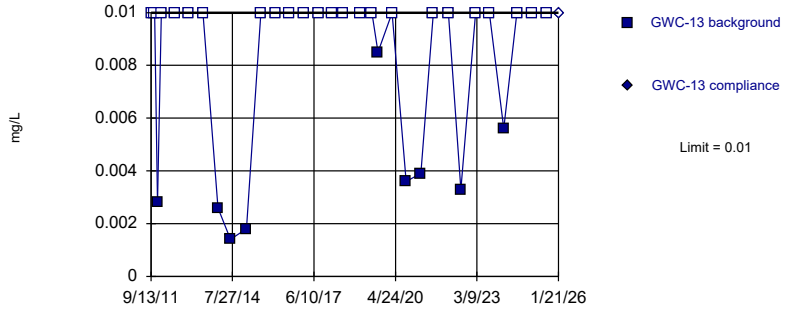


Non-parametric test used in lieu of parametric prediction limit because censored data exceeded 50%. Limit is highest of 32 background values. 71.88% NDs. Well-constituent pair annual alpha = 0.003603. Individual comparison alpha = 0.001803 (1 of 2).

Constituent: Zinc Analysis Run 3/31/2026 6:06 AM View: Appendix I
Plant Wansley Client: Southern Company Data: Wansley Landfill

Sanitas™ v.10.1.06 Software licensed to Groundwater Stats Consulting. UG

Within Limit

## Prediction Limit

Intrawell Parametric

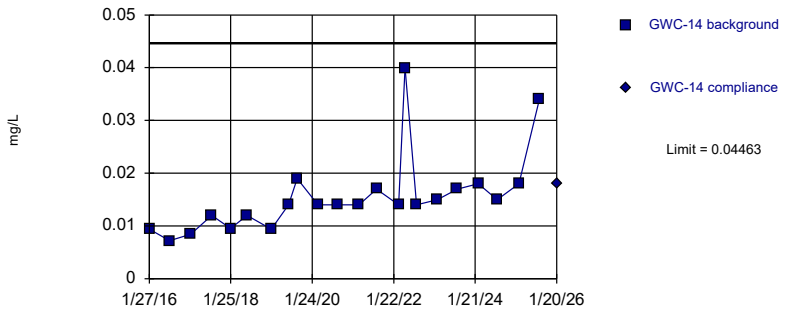


Background Data Summary (based on natural log transformation): Mean=-4.241, Std. Dev.=0.4021, n=22. Normality test: Shapiro Wilk @alpha = 0.01, calculated = 0.9133, critical = 0.878. Kappa = 2.815 (c=16, w=29, 1 of 2, event alpha = 0.05132). Report alpha = 0.0001135.

Constituent: Zinc Analysis Run 3/31/2026 6:06 AM View: Appendix I

Plant Wansley Client: Southern Company Data: Wansley Landfill

Sanitas™ v.10.1.06 Software licensed to Groundwater Stats Consulting. UG

Hollow symbols indicate censored values.

Within Limit

## Prediction Limit

Intrawell Non-parametric

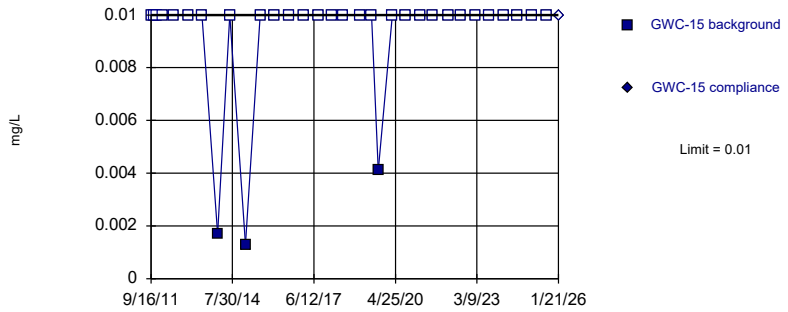


Non-parametric test used in lieu of parametric prediction limit because censored data exceeded 50%. Limit is highest of 32 background values. 90.63% NDs. Well-constituent pair annual alpha = 0.003603. Individual comparison alpha = 0.001803 (1 of 2).

Constituent: Zinc Analysis Run 3/31/2026 6:06 AM View: Appendix I

Plant Wansley Client: Southern Company Data: Wansley Landfill

Sanitas™ v.10.1.06 Software licensed to Groundwater Stats Consulting. UG

Hollow symbols indicate censored values.

Within Limit

## Prediction Limit

Intrawell Non-parametric

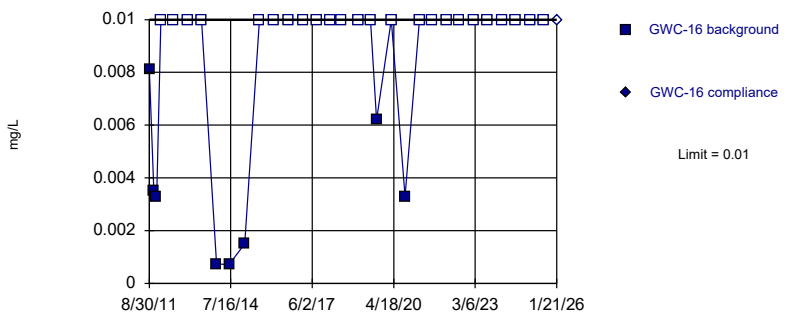


Non-parametric test used in lieu of parametric prediction limit because censored data exceeded 50%. Limit is highest of 32 background values. 75% NDs. Well-constituent pair annual alpha = 0.003603. Individual comparison alpha = 0.001803 (1 of 2).

Constituent: Zinc Analysis Run 3/31/2026 6:06 AM View: Appendix I

Plant Wansley Client: Southern Company Data: Wansley Landfill

Sanitas™ v.10.1.06 Software licensed to Groundwater Stats Consulting. UG

Hollow symbols indicate censored values.

Within Limit

## Prediction Limit

Intrawell Non-parametric

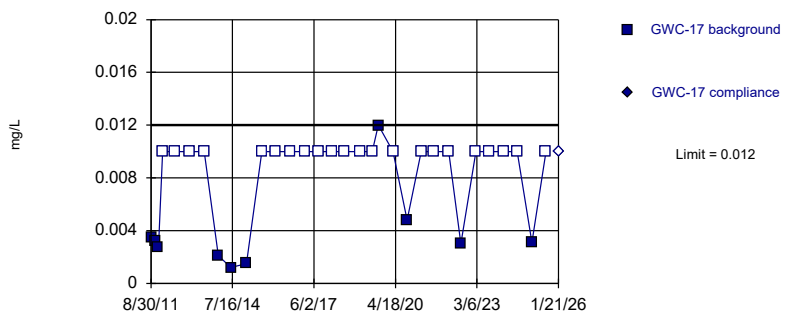


Non-parametric test used in lieu of parametric prediction limit because censored data exceeded 50%. Limit is highest of 32 background values. 68.75% NDs. Well-constituent pair annual alpha = 0.003603. Individual comparison alpha = 0.001803 (1 of 2).

Constituent: Zinc Analysis Run 3/31/2026 6:06 AM View: Appendix I

Plant Wansley Client: Southern Company Data: Wansley Landfill

Sanitas™ v.10.1.06 Software licensed to Groundwater Stats Consulting. UG
Hollow symbols indicate censored values.
Within Limit

## Prediction Limit

Intrawell Non-parametric

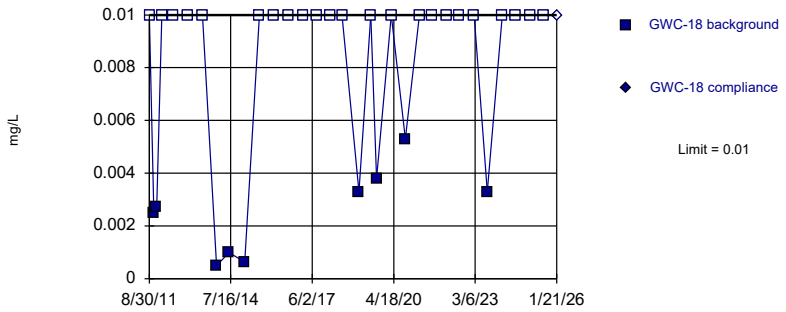


Non-parametric test used in lieu of parametric prediction limit because censored data exceeded 50%. Limit is highest of 32 background values. 71.88% NDs. Well-constituent pair annual alpha = 0.003603. Individual comparison alpha = 0.001803 (1 of 2).

Constituent: Zinc Analysis Run 3/31/2026 6:06 AM View: Appendix I
Plant Wansley Client: Southern Company Data: Wansley Landfill

Sanitas™ v.10.1.06 Software licensed to Groundwater Stats Consulting. UG
Hollow symbols indicate censored values.
Within Limit

## Prediction Limit

Intrawell Parametric

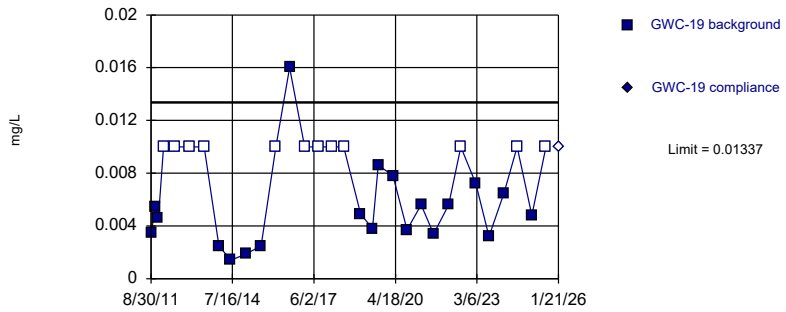


Background Data Summary (based on square root transformation) (after Kaplan-Meier Adjustment): Mean=0.06654, Std. Dev.=0.0187, n=32, 37.5% NDs. Normality test: Shapiro Wilk @alpha = 0.01, calculated = 0.9156, critical = 0.904. Kappa = 2.625 (c=16, w=29, 1 of 2, event alpha = 0.05132). Report alpha = 0.0001135.

Constituent: Zinc Analysis Run 3/31/2026 6:06 AM View: Appendix I
Plant Wansley Client: Southern Company Data: Wansley Landfill

Sanitas™ v.10.1.06 Software licensed to Groundwater Stats Consulting. UG
Hollow symbols indicate censored values.
Within Limit

## Prediction Limit

Intrawell Non-parametric

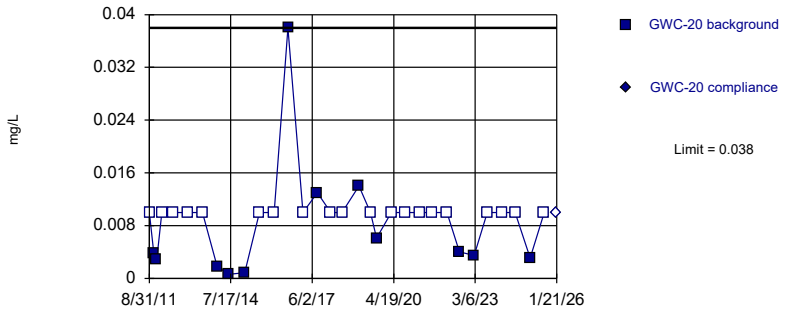


Non-parametric test used in lieu of parametric prediction limit because censored data exceeded 50%. Limit is highest of 32 background values. 62.5% NDs. Well-constituent pair annual alpha = 0.003603. Individual comparison alpha = 0.001803 (1 of 2).

Constituent: Zinc Analysis Run 3/31/2026 6:06 AM View: Appendix I
Plant Wansley Client: Southern Company Data: Wansley Landfill

Sanitas™ v.10.1.06 Software licensed to Groundwater Stats Consulting. UG
Hollow symbols indicate censored values.
Within Limit

## Prediction Limit

Intrawell Parametric

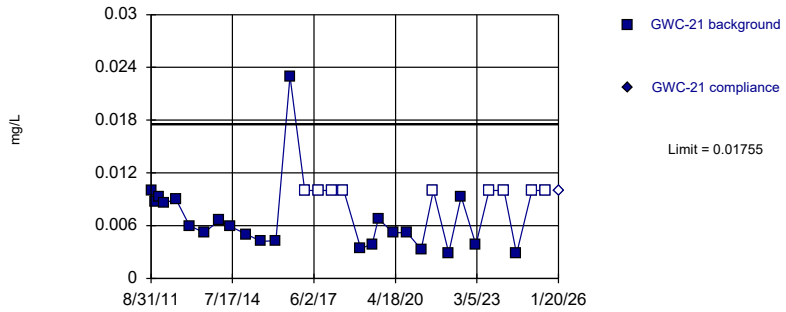


Background Data Summary (based on natural log transformation) (after Kaplan-Meier Adjustment): Mean=-5.258, Std. Dev.=0.4627, n=32, 28.13% NDs. Normality test: Shapiro Wilk @alpha = 0.01, calculated = 0.911, critical = 0.904. Kappa = 2.625 (c=16, w=29, 1 of 2, event alpha = 0.05132). Report alpha = 0.0001135.

Constituent: Zinc Analysis Run 3/31/2026 6:06 AM View: Appendix I
Plant Wansley Client: Southern Company Data: Wansley Landfill

Sanitas™ v.10.1.06 Software licensed to Groundwater Stats Consulting. UG
Hollow symbols indicate censored values.
Within Limit

## Prediction Limit

Intrawell Non-parametric

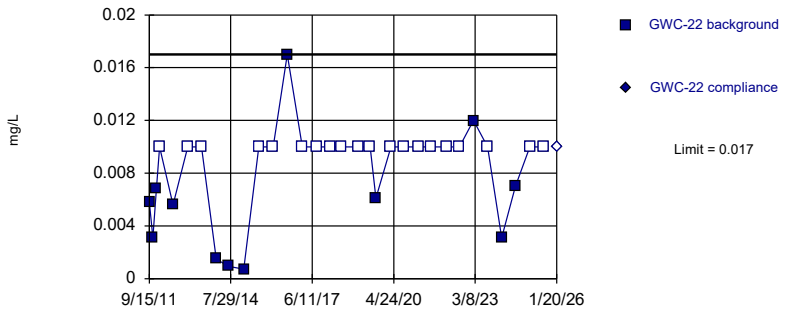


Non-parametric test used in lieu of parametric prediction limit because censored data exceeded 50%. Limit is highest of 32 background values. 62.5% NDs. Well-constituent pair annual alpha = 0.003603. Individual comparison alpha = 0.001803 (1 of 2).

Constituent: Zinc Analysis Run 3/31/2026 6:06 AM View: Appendix I
Plant Wansley Client: Southern Company Data: Wansley Landfill

Sanitas™ v.10.1.06 Software licensed to Groundwater Stats Consulting. UG
Hollow symbols indicate censored values.
Within Limit

## Prediction Limit

Intrawell Non-parametric

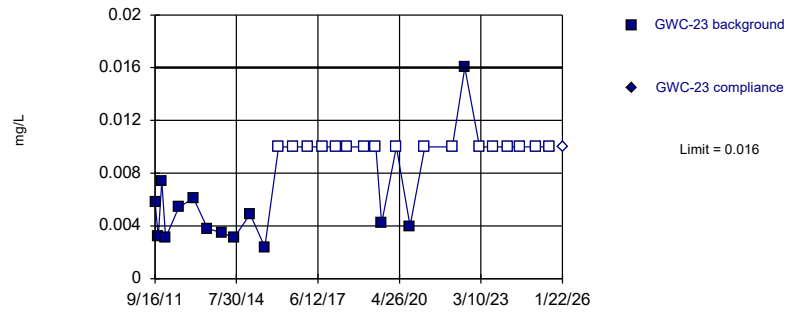


Non-parametric test used in lieu of parametric prediction limit because censored data exceeded 50%. Limit is highest of 31 background values. 54.84% NDs. Well-constituent pair annual alpha = 0.003807. Individual comparison alpha = 0.001905 (1 of 2).

Constituent: Zinc Analysis Run 3/31/2026 6:06 AM View: Appendix I
Plant Wansley Client: Southern Company Data: Wansley Landfill

Sanitas™ v.10.1.06 Software licensed to Groundwater Stats Consulting. UG
Hollow symbols indicate censored values.
Within Limit

## Prediction Limit

Intrawell Parametric

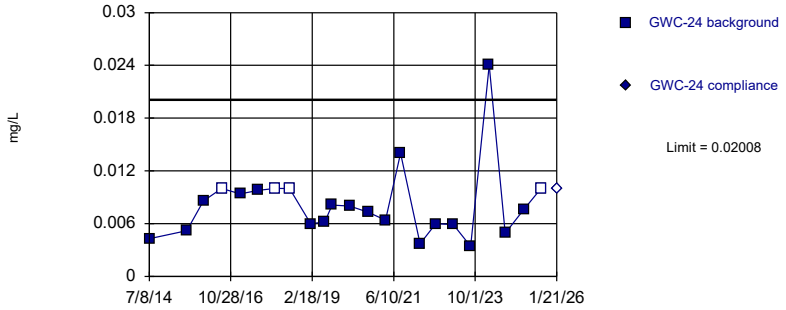


Background Data Summary (based on square root transformation) (after Kaplan-Meier Adjustment): Mean=0.08427, Std. Dev.=0.0206, n=23, 17.39% NDs. Normality test: Shapiro Wilk @alpha = 0.01, calculated = 0.8893, critical = 0.881. Kappa = 2.787 (c=16, w=29, 1 of 2, event alpha = 0.05132). Report alpha = 0.0001135.

Constituent: Zinc Analysis Run 3/31/2026 6:06 AM View: Appendix I
Plant Wansley Client: Southern Company Data: Wansley Landfill

Sanitas™ v.10.1.06 Software licensed to Groundwater Stats Consulting. UG
Hollow symbols indicate censored values.
Within Limit

## Prediction Limit

Intrawell Parametric

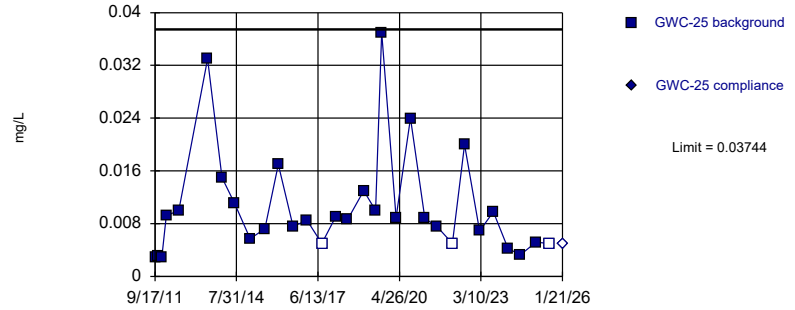


Background Data Summary (based on cube root transformation): Mean=0.2077, Std. Dev.=0.0481, n=31, 9.677% NDs. Normality test: Shapiro Wilk @alpha = 0.01, calculated = 0.9184, critical = 0.902. Kappa = 2.636 (c=16, w=29, 1 of 2, event alpha = 0.05132). Report alpha = 0.0001135.

Constituent: Zinc Analysis Run 3/31/2026 6:06 AM View: Appendix I
Plant Wansley Client: Southern Company Data: Wansley Landfill

Sanitas™ v.10.1.06 Software licensed to Groundwater Stats Consulting. UG
Hollow symbols indicate censored values.
Within Limit

## Prediction Limit

Intrawell Non-parametric

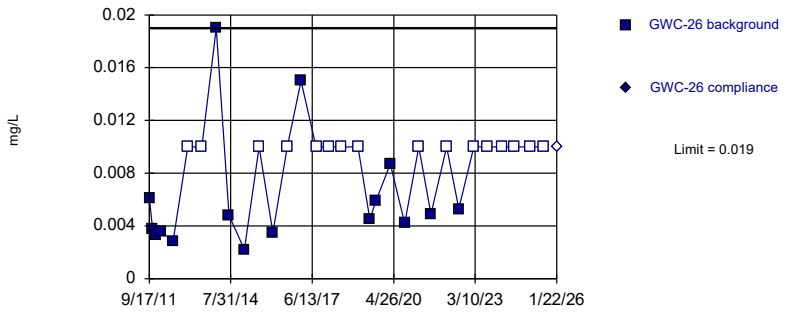


Non-parametric test used in lieu of parametric prediction limit because the Shapiro Wilk normality test showed the data to be non-normal at the 0.01 alpha level. Limit is highest of 32 background values. 50% NDs. Well-constituent pair annual alpha = 0.003603. Individual comparison alpha = 0.001803 (1 of 2).

Constituent: Zinc Analysis Run 3/31/2026 6:06 AM View: Appendix I
Plant Wansley Client: Southern Company Data: Wansley Landfill

Sanitas™ v.10.1.06 Software licensed to Groundwater Stats Consulting. UG
Hollow symbols indicate censored values.
Within Limit

## Prediction Limit

Intrawell Non-parametric

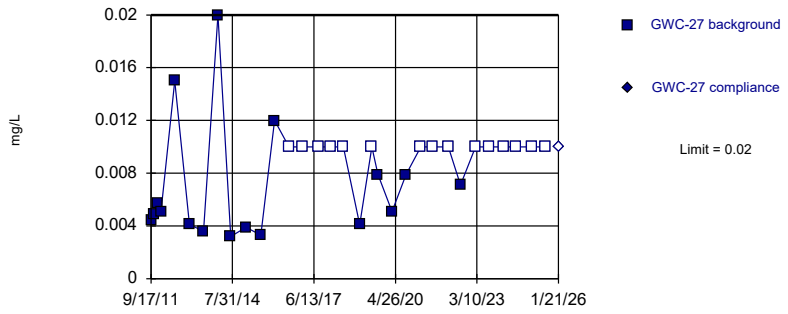


Non-parametric test used in lieu of parametric prediction limit because the Shapiro Wilk normality test showed the data to be non-normal at the 0.01 alpha level. Limit is highest of 32 background values. 46.88% NDs. Well-constituent pair annual alpha = 0.003603. Individual comparison alpha = 0.001803 (1 of 2).

Constituent: Zinc Analysis Run 3/31/2026 6:06 AM View: Appendix I
Plant Wansley Client: Southern Company Data: Wansley Landfill

Sanitas™ v.10.1.06 Software licensed to Groundwater Stats Consulting. UG
Hollow symbols indicate censored values.
Within Limit

## Prediction Limit

Intrawell Non-parametric

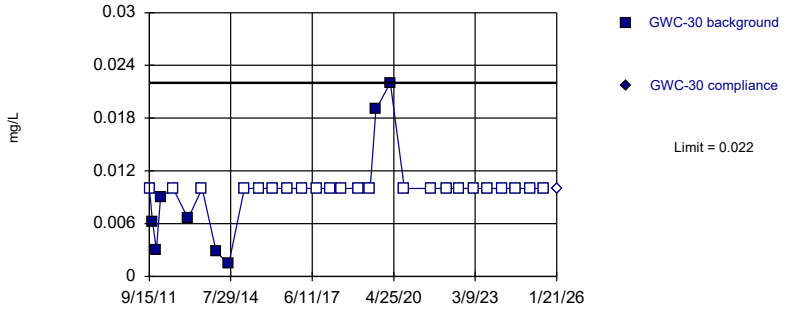


Non-parametric test used in lieu of parametric prediction limit because censored data exceeded 50%. Limit is highest of 31 background values. 74.19% NDs. Well-constituent pair annual alpha = 0.003807. Individual comparison alpha = 0.001905 (1 of 2).

Constituent: Zinc Analysis Run 3/31/2026 6:06 AM View: Appendix I
Plant Wansley Client: Southern Company Data: Wansley Landfill

Sanitas™ v.10.1.06 Software licensed to Groundwater Stats Consulting. UG
Hollow symbols indicate censored values.
Within Limit

## Prediction Limit

Intrawell Parametric

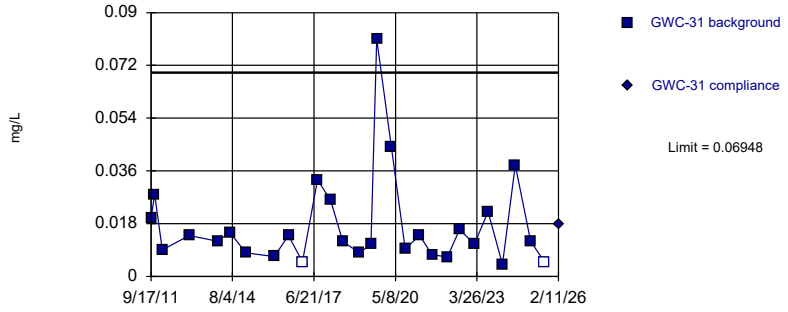


Background Data Summary (based on cube root transformation): Mean=0.2443, Std. Dev.=0.0622, n=28, 7.143% NDs. Normality test: Shapiro Wilk @alpha = 0.01, calculated = 0.9114, critical = 0.896. Kappa = 2.682 (c=16, w=29, 1 of 2, event alpha = 0.05132). Report alpha = 0.0001135.

Constituent: Zinc Analysis Run 3/31/2026 6:06 AM View: Appendix I
Plant Wansley Client: Southern Company Data: Wansley Landfill

Sanitas™ v.10.1.06 Software licensed to Groundwater Stats Consulting. UG

Within Limit

## Prediction Limit

Intrawell Parametric

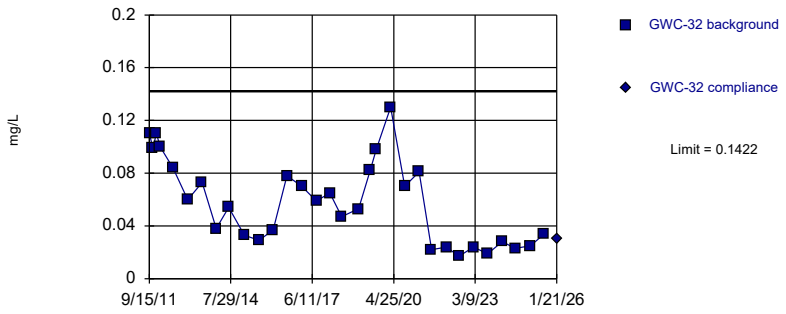


Background Data Summary: Mean=0.05863, Std. Dev.=0.03185, n=32. Normality test: Shapiro Wilk @alpha = 0.01, calculated = 0.9285, critical = 0.904. Kappa = 2.625 (c=16, w=29, 1 of 2, event alpha = 0.05132). Report alpha = 0.0001135.

Constituent: Zinc Analysis Run 3/31/2026 6:06 AM View: Appendix I

Plant Wansley Client: Southern Company Data: Wansley Landfill

Sanitas™ v.10.1.06 Software licensed to Groundwater Stats Consulting. UG

Hollow symbols indicate censored values.

Within Limit

## Prediction Limit

Intrawell Parametric

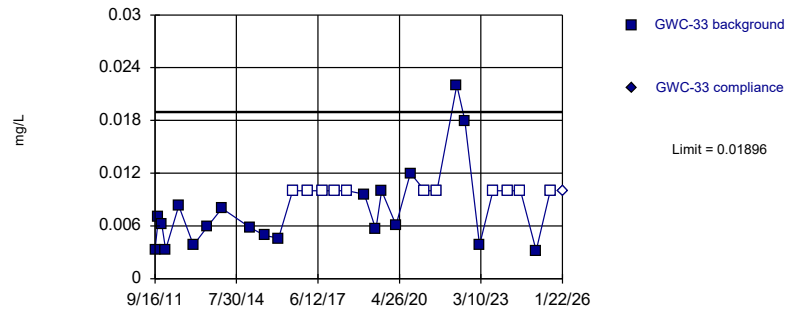


Background Data Summary (based on cube root transformation) (after Kaplan-Meier Adjustment): Mean=0.1827, Std. Dev.=0.03185, n=31, 35.48% NDs. Normality test: Shapiro Wilk @alpha = 0.01, calculated = 0.9096, critical = 0.902. Kappa = 2.636 (c=16, w=29, 1 of 2, event alpha = 0.05132). Report alpha = 0.0001135.

Constituent: Zinc Analysis Run 3/31/2026 6:06 AM View: Appendix I

Plant Wansley Client: Southern Company Data: Wansley Landfill

Sanitas™ v.10.1.06 Software licensed to Groundwater Stats Consulting. UG

Hollow symbols indicate censored values.

Within Limit

## Prediction Limit

Intrawell Non-parametric

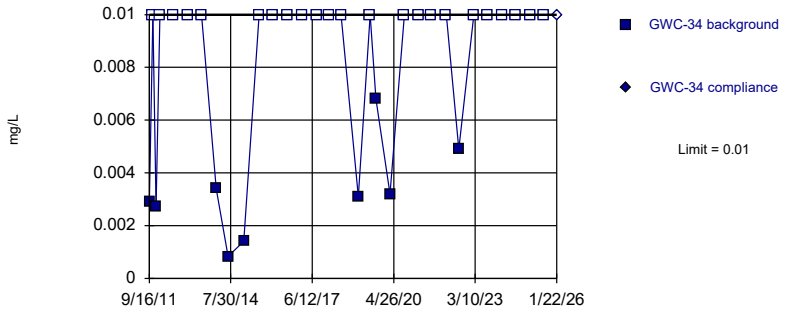


Non-parametric test used in lieu of parametric prediction limit because censored data exceeded 50%. Limit is highest of 32 background values. 71.88% NDs. Well-constituent pair annual alpha = 0.003603. Individual comparison alpha = 0.001803 (1 of 2).

Constituent: Zinc Analysis Run 3/31/2026 6:06 AM View: Appendix I

Plant Wansley Client: Southern Company Data: Wansley Landfill

Sanitas™ v.10.1.06 Software licensed to Groundwater Stats Consulting. UG

Hollow symbols indicate censored values.

Within Limit

## Prediction Limit

Intrawell Non-parametric

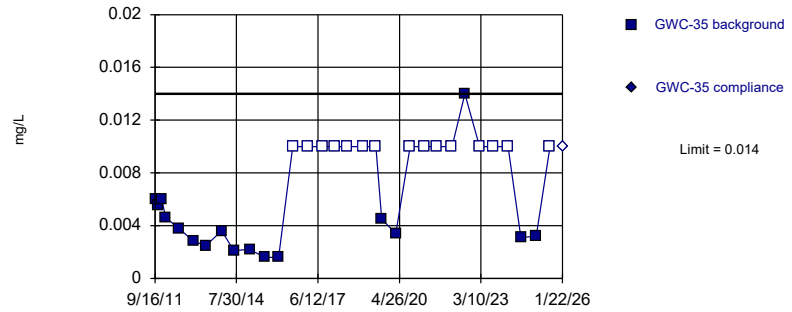


Non-parametric test used in lieu of parametric prediction limit because the Shapiro Wilk normality test showed the data to be non-normal at the 0.01 alpha level. Limit is highest of 32 background values. 46.88% NDs. Well-constituent pair annual alpha = 0.003603. Individual comparison alpha = 0.001803 (1 of 2).

Constituent: Zinc Analysis Run 3/31/2026 6:06 AM View: Appendix I

Plant Wansley Client: Southern Company Data: Wansley Landfill

Sanitas™ v.10.1.06 Software licensed to Groundwater Stats Consulting. UG

Within Limit

## Prediction Limit

Intrawell Parametric

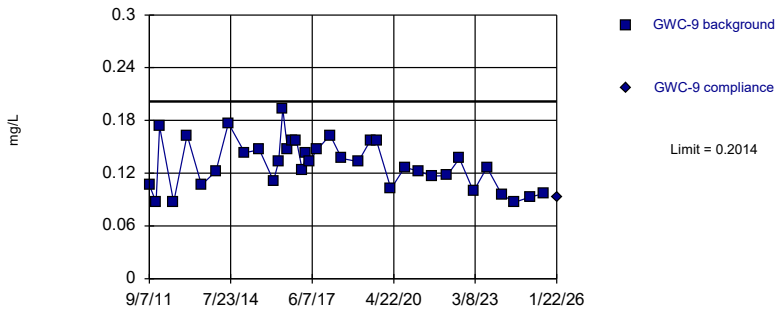


Background Data Summary: Mean=0.1304, Std. Dev.=0.02758, n=37. Data were deseasonalized. Normality test: Shapiro Wilk @alpha = 0.01, calculated = 0.9673, critical = 0.914. Kappa = 2.576 (c=16, w=29, 1 of 2, event alpha = 0.05132). Report alpha = 0.0001135.

Constituent: Barium Analysis Run 3/31/2026 6:13 AM View: Appendix I - Deaseasonalized

Plant Wansley Client: Southern Company Data: Wansley Landfill

Sanitas™ v.10.1.06 Software licensed to Groundwater Stats Consulting. UG

Within Limit

## Prediction Limit

Intrawell Parametric

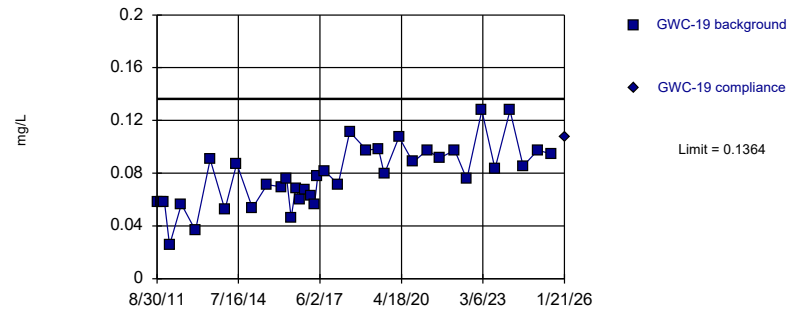


Background Data Summary: Mean=0.07752, Std. Dev.=0.02293, n=38. Data were deseasonalized. Normality test: Shapiro Wilk @alpha = 0.01, calculated = 0.9825, critical = 0.916. Kappa = 2.568 (c=16, w=29, 1 of 2, event alpha = 0.05132). Report alpha = 0.0001135.

Constituent: Barium Analysis Run 3/31/2026 6:13 AM View: Appendix I - Deaseasonalized

Plant Wansley Client: Southern Company Data: Wansley Landfill

Sanitas™ v.10.1.06 Software licensed to Groundwater Stats Consulting. UG

Within Limit

## Prediction Limit

Intrawell Parametric

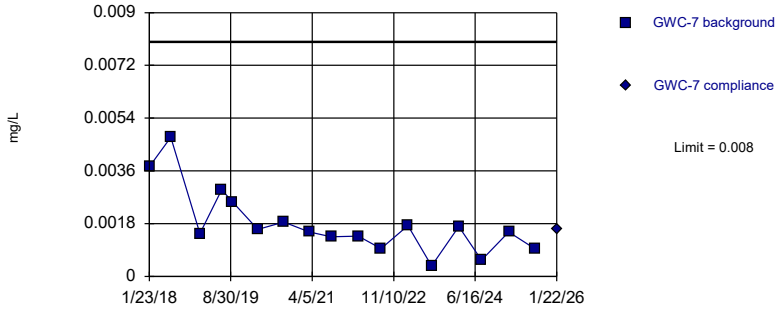


Background Data Summary (based on square root transformation): Mean=0.04031, Std. Dev.=0.01633, n=17. Data were deseasonalized. Normality test: Shapiro Wilk @alpha = 0.05, calculated = 0.9482, critical = 0.892. Kappa = 3.009 (c=16, w=29, 1 of 2, event alpha = 0.05132). Report alpha = 0.0001135.

Constituent: Cobalt Analysis Run 3/31/2026 6:13 AM View: Appendix I - Deaseasonalized

Plant Wansley Client: Southern Company Data: Wansley Landfill

Sanitas™ v.10.1.06 Software licensed to Groundwater Stats Consulting. UG

Within Limit

## Prediction Limit

Intrawell Parametric

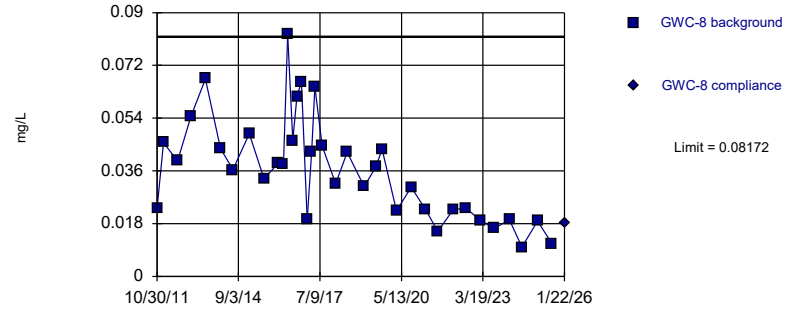


Background Data Summary: Mean=0.03653, Std. Dev.=0.01749, n=36. Data were deseasonalized. Normality test: Shapiro Wilk @alpha = 0.01, calculated = 0.9477, critical = 0.912. Kappa = 2.584 (c=16, w=29, 1 of 2, event alpha = 0.05132). Report alpha = 0.0001135.

Constituent: Cobalt Analysis Run 3/31/2026 6:13 AM View: Appendix I - Deaseasonalized

Plant Wansley Client: Southern Company Data: Wansley Landfill

Sanitas™ v.10.1.06 Software licensed to Groundwater Stats Consulting. UG
Hollow symbols indicate censored values.
Within Limit

## Prediction Limit

Intrawell Non-parametric

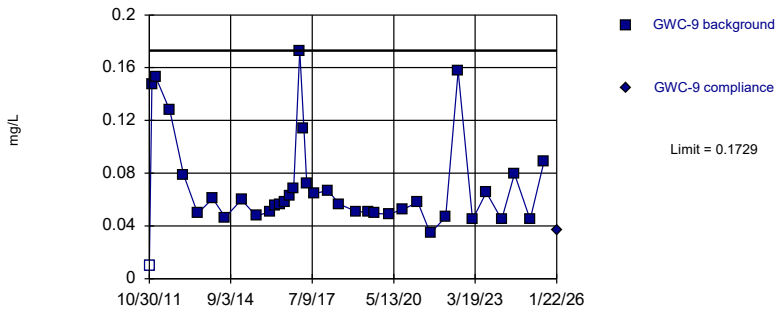


Non-parametric test used in lieu of parametric prediction limit because the Shapiro Wilk normality test showed the data to be non-normal at the 0.01 alpha level. Limit is highest of 37 background values. 2.703% NDs. Well-constituent pair annual alpha = 0.002721. Individual comparison alpha = 0.001361 (1 of 2). Data were deseasonalized.

Constituent: Cobalt Analysis Run 3/31/2026 6:14 AM View: Appendix I - Deaseasonalized
Plant Wansley Client: Southern Company Data: Wansley Landfill

Sanitas™ v.10.1.06 Software licensed to Groundwater Stats Consulting. UG
Hollow symbols indicate censored values.
Within Limit

## Prediction Limit

Intrawell Parametric

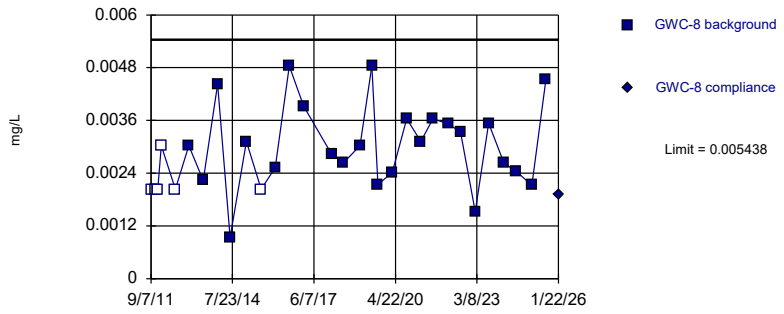


Background Data Summary: Mean=0.002909, Std. Dev.=0.0009592, n=31, 19.35% NDs. Data were deseasonalized. Normality test: Shapiro Wilk @alpha = 0.01, calculated = 0.9584, critical = 0.902. Kappa = 2.636 (c=16, w=29, 1 of 2, event alpha = 0.05132). Report alpha = 0.0001135.

Constituent: Nickel Analysis Run 3/31/2026 6:14 AM View: Appendix I - Deaseasonalized
Plant Wansley Client: Southern Company Data: Wansley Landfill

# Prediction Limit

Constituent: Antimony (mg/L) Analysis Run 3/31/2026 6:16 AM View: Appendix I

Plant Wansley Client: Southern Company Data: Wansley Landfill

| | GWA-1 | GWA-1 |
|---|---|---|
| 9/16/2011 | <0.005 | |
| 10/27/2011 | <0.005 | |
| 12/13/2011 | <0.005 | |
| 1/31/2012 | <0.005 | |
| 7/18/2012 | <0.005 | |
| 1/24/2013 | <0.005 | |
| 7/17/2013 | <0.005 | |
| 1/21/2014 | <0.005 | |
| 6/25/2014 | <0.005 | |
| 1/14/2015 | <0.005 | |
| 7/21/2015 | <0.005 | |
| 1/21/2016 | <0.005 | |
| 3/23/2016 | <0.005 | |
| 5/20/2016 | <0.005 | |
| 7/21/2016 | <0.005 | |
| 9/15/2016 | <0.005 | |
| 11/11/2016 | <0.005 | |
| 1/19/2017 | <0.005 | |
| 3/16/2017 | <0.005 | |
| 4/28/2017 | <0.005 | |
| 8/3/2017 | <0.005 | |
| 1/19/2018 | <0.005 | |
| 6/19/2018 | <0.005 | |
| 1/17/2019 | <0.005 | |
| 6/24/2019 | <0.005 | |
| 9/9/2019 | <0.005 | |
| 3/10/2020 | <0.005 | |
| 9/9/2020 | <0.005 | |
| 3/15/2021 | <0.005 | |
| 8/16/2021 | <0.005 | |
| 2/28/2022 | <0.005 | |
| 8/9/2022 | <0.005 | |
| 2/14/2023 | 0.00037 (J) | |
| 8/9/2023 | <0.005 | |
| 2/13/2024 | <0.005 | |
| 7/30/2024 | <0.005 | |
| 2/11/2025 | <0.005 | |
| 8/12/2025 | <0.005 | |
| 1/20/2026 | | <0.005 |

ND substitution: RL or RL/2 if <15% NDs.

# Prediction Limit

Constituent: Antimony (mg/L) Analysis Run 3/31/2026 6:16 AM View: Appendix I

Plant Wansley Client: Southern Company Data: Wansley Landfill

| | GWA-2 | GWA-2 |
|---|---|---|
| 9/17/2011 | <0.005 | |
| 10/27/2011 | <0.005 | |
| 12/14/2011 | <0.005 | |
| 2/7/2012 | <0.005 | |
| 7/23/2012 | <0.005 | |
| 1/23/2013 | <0.005 | |
| 7/24/2013 | <0.005 | |
| 1/22/2014 | <0.005 | |
| 7/1/2014 | <0.005 | |
| 1/22/2015 | <0.005 | |
| 7/22/2015 | <0.005 | |
| 1/20/2016 | <0.005 | |
| 3/23/2016 | 0.00069 (J) | |
| 5/24/2016 | <0.005 | |
| 7/26/2016 | 0.0021 (J) | |
| 9/16/2016 | <0.005 | |
| 11/10/2016 | <0.005 | |
| 1/19/2017 | <0.005 | |
| 3/17/2017 | <0.005 | |
| 4/28/2017 | <0.005 | |
| 8/2/2017 | <0.005 | |
| 1/19/2018 | <0.005 | |
| 6/19/2018 | <0.005 | |
| 1/17/2019 | <0.005 | |
| 6/24/2019 | <0.005 | |
| 9/10/2019 | <0.005 | |
| 3/10/2020 | <0.005 | |
| 9/10/2020 | <0.005 | |
| 3/15/2021 | <0.005 | |
| 8/18/2021 | <0.005 | |
| 3/1/2022 | <0.005 | |
| 8/9/2022 | <0.005 | |
| 2/14/2023 | <0.005 | |
| 8/9/2023 | <0.005 | |
| 2/14/2024 | <0.005 | |
| 7/30/2024 | <0.005 | |
| 2/11/2025 | <0.005 | |
| 8/12/2025 | <0.005 | |
| 1/20/2026 | | <0.005 |

ND substitution: RL or RL/2 if <15% NDs.

# Prediction Limit

Constituent: Antimony (mg/L) Analysis Run 3/31/2026 6:16 AM View: Appendix I

Plant Wansley Client: Southern Company Data: Wansley Landfill

| | GWA-3 | GWA-3 |
|---|---|---|
| 8/31/2011 | <0.005 | |
| 6/25/2014 | <0.005 | |
| 7/21/2015 | <0.005 | |
| 3/31/2016 | 0.000602 (J) | |
| 5/25/2016 | 0.000642 (J) | |
| 7/27/2016 | <0.005 | |
| 8/1/2017 | <0.005 | |
| 10/3/2017 | <0.005 | |
| 6/20/2018 | <0.005 | |
| 1/18/2019 | <0.005 | |
| 6/25/2019 | <0.005 | |
| 9/11/2019 | <0.005 | |
| 3/10/2020 | <0.005 | |
| 9/9/2020 | <0.005 | |
| 3/15/2021 | <0.005 | |
| 8/18/2021 | <0.005 | |
| 3/1/2022 | <0.005 | |
| 8/9/2022 | <0.005 | |
| 2/14/2023 | <0.005 | |
| 8/8/2023 | <0.005 | |
| 7/31/2024 | <0.005 | |
| 8/13/2025 | <0.005 | |
| 1/21/2026 | | <0.005 |

ND substitution: RL or RL/2 if <15% NDs.

# Prediction Limit

Constituent: Antimony (mg/L) Analysis Run 3/31/2026 6:16 AM View: Appendix I

Plant Wansley Client: Southern Company Data: Wansley Landfill

| | GWA-4 | GWA-4 |
|---|---|---|
| 8/31/2011 | <0.005 | |
| 10/27/2011 | <0.005 | |
| 12/14/2011 | <0.005 | |
| 2/1/2012 | <0.005 | |
| 7/23/2012 | <0.005 | |
| 1/23/2013 | <0.005 | |
| 7/17/2013 | <0.005 | |
| 1/15/2014 | <0.005 | |
| 6/25/2014 | <0.005 | |
| 1/14/2015 | <0.005 | |
| 7/21/2015 | <0.005 | |
| 1/20/2016 | <0.005 | |
| 3/23/2016 | <0.005 | |
| 5/19/2016 | <0.005 | |
| 7/21/2016 | <0.005 | |
| 9/14/2016 | <0.005 | |
| 11/10/2016 | <0.005 | |
| 1/17/2017 | <0.005 | |
| 3/16/2017 | <0.005 | |
| 4/27/2017 | <0.005 | |
| 8/2/2017 | <0.005 | |
| 1/22/2018 | <0.005 | |
| 6/19/2018 | <0.005 | |
| 1/17/2019 | <0.005 | |
| 6/24/2019 | <0.005 | |
| 9/10/2019 | <0.005 | |
| 3/10/2020 | <0.005 | |
| 9/9/2020 | <0.005 | |
| 3/15/2021 | <0.005 | |
| 8/18/2021 | <0.005 | |
| 3/1/2022 | <0.005 | |
| 8/9/2022 | <0.005 | |
| 2/14/2023 | <0.005 | |
| 8/9/2023 | <0.005 | |
| 2/14/2024 | <0.005 | |
| 7/29/2024 | <0.005 | |
| 2/10/2025 | <0.005 | |
| 8/12/2025 | <0.005 | |
| 1/20/2026 | | <0.005 |

ND substitution: RL or RL/2 if <15% NDs.

# Prediction Limit

Constituent: Antimony (mg/L) Analysis Run 3/31/2026 6:16 AM View: Appendix I

Plant Wansley Client: Southern Company Data: Wansley Landfill

| | GWA-28 | GWA-28 |
|---|---|---|
| 9/16/2011 | <0.005 | |
| 10/28/2011 | <0.005 | |
| 12/12/2011 | <0.005 | |
| 1/25/2012 | <0.005 | |
| 7/16/2012 | <0.005 | |
| 1/24/2013 | <0.005 | |
| 7/23/2013 | <0.005 | |
| 1/22/2014 | <0.005 | |
| 7/1/2014 | <0.005 | |
| 1/21/2015 | <0.005 | |
| 7/21/2015 | <0.005 | |
| 1/22/2016 | <0.005 | |
| 3/22/2016 | <0.005 | |
| 5/23/2016 | 0.00103 (J) | |
| 7/25/2016 | 0.0021 (J) | |
| 9/15/2016 | 0.0012 (J) | |
| 11/9/2016 | <0.005 | |
| 1/17/2017 | <0.005 | |
| 3/16/2017 | <0.005 | |
| 4/27/2017 | <0.005 | |
| 8/1/2017 | <0.005 | |
| 1/19/2018 | <0.005 | |
| 6/19/2018 | <0.005 | |
| 1/21/2019 | <0.005 | |
| 6/25/2019 | <0.005 | |
| 9/10/2019 | <0.005 | |
| 3/10/2020 | <0.005 | |
| 9/9/2020 | <0.005 | |
| 3/15/2021 | <0.005 | |
| 8/16/2021 | <0.005 | |
| 3/1/2022 | <0.005 | |
| 8/9/2022 | <0.005 | |
| 2/14/2023 | <0.005 | |
| 8/9/2023 | <0.005 | |
| 2/14/2024 | <0.005 | |
| 7/29/2024 | <0.005 | |
| 2/10/2025 | <0.005 | |
| 8/12/2025 | <0.005 | |
| 1/20/2026 | | <0.005 |

ND substitution: RL or RL/2 if <15% NDs.

# Prediction Limit

Constituent: Antimony (mg/L) Analysis Run 3/31/2026 6:16 AM View: Appendix I

Plant Wansley Client: Southern Company Data: Wansley Landfill

| | GWA-29 | GWA-29 |
|---|---|---|
| 9/17/2011 | <0.005 | |
| 10/28/2011 | <0.005 | |
| 12/12/2011 | <0.005 | |
| 1/31/2012 | <0.005 | |
| 7/17/2012 | <0.005 | |
| 1/24/2013 | <0.005 | |
| 7/24/2013 | <0.005 | |
| 1/22/2014 | <0.005 | |
| 7/8/2014 | <0.005 | |
| 1/21/2015 | <0.005 | |
| 7/22/2015 | <0.005 | |
| 1/19/2016 | <0.005 | |
| 3/22/2016 | 0.00113 (J) | |
| 5/19/2016 | 0.00103 (J) | |
| 7/21/2016 | 0.0013 (J) | |
| 1/17/2017 | <0.005 | |
| 3/15/2017 | <0.005 | |
| 4/27/2017 | <0.005 | |
| 7/18/2017 | <0.005 | |
| 8/1/2017 | <0.005 | |
| 1/19/2018 | <0.005 | |
| 6/19/2018 | <0.005 | |
| 1/18/2019 | <0.005 | |
| 6/25/2019 | <0.005 | |
| 9/10/2019 | <0.005 | |
| 3/10/2020 | <0.005 | |
| 9/9/2020 | <0.005 | |
| 3/15/2021 | 0.00047 (J) | |
| 8/18/2021 | <0.005 | |
| 3/2/2022 | <0.005 | |
| 8/9/2022 | <0.005 | |
| 2/13/2023 | <0.005 | |
| 8/8/2023 | <0.005 | |
| 2/14/2024 | <0.005 | |
| 7/30/2024 | <0.005 | |
| 2/11/2025 | <0.005 | |
| 8/12/2025 | <0.005 | |
| 1/20/2026 | | <0.005 |

ND substitution: RL or RL/2 if <15% NDs.

# Prediction Limit

Constituent: Antimony (mg/L) Analysis Run 3/31/2026 6:16 AM View: Appendix I

Plant Wansley Client: Southern Company Data: Wansley Landfill

| | GWC-5 | GWC-5 |
|---|---|---|
| 8/31/2011 | <0.005 | |
| 10/27/2011 | <0.005 | |
| 12/5/2011 | <0.005 | |
| 1/25/2012 | <0.005 | |
| 7/18/2012 | <0.005 | |
| 1/9/2013 | <0.005 | |
| 7/17/2013 | <0.005 | |
| 1/15/2014 | <0.005 | |
| 6/25/2014 | <0.005 | |
| 1/13/2015 | <0.005 | |
| 7/24/2015 | <0.005 | |
| 1/20/2016 | 0.0024 (J) | |
| 3/28/2016 | <0.005 | |
| 5/23/2016 | <0.005 | |
| 7/21/2016 | <0.005 | |
| 9/15/2016 | <0.005 | |
| 11/15/2016 | <0.005 | |
| 1/26/2017 | <0.005 | |
| 3/22/2017 | <0.005 | |
| 5/2/2017 | <0.005 | |
| 8/3/2017 | <0.005 | |
| 1/23/2018 | <0.005 | |
| 6/25/2018 | <0.005 | |
| 1/30/2019 | 0.0004 (J) | |
| 6/26/2019 | <0.005 | |
| 9/12/2019 | <0.005 | |
| 3/16/2020 | <0.005 | |
| 9/9/2020 | <0.005 | |
| 3/17/2021 | <0.005 | |
| 8/19/2021 | <0.005 | |
| 3/2/2022 | <0.005 | |
| 8/11/2022 | <0.005 | |
| 2/20/2023 | <0.005 | |
| 8/14/2023 | <0.005 | |
| 2/14/2024 | <0.005 | |
| 7/31/2024 | <0.005 | |
| 2/14/2025 | <0.005 | |
| 8/18/2025 | <0.005 | |
| 1/21/2026 | | <0.005 |

ND substitution: RL or RL/2 if <15% NDs.

# Prediction Limit

Constituent: Antimony (mg/L) Analysis Run 3/31/2026 6:16 AM View: Appendix I

Plant Wansley Client: Southern Company Data: Wansley Landfill

| | GWC-6 | GWC-6 |
|---|---|---|
| 8/31/2011 | <0.005 | |
| 10/30/2011 | <0.005 | |
| 12/5/2011 | <0.005 | |
| 1/25/2012 | <0.005 | |
| 7/24/2012 | <0.005 | |
| 1/8/2013 | <0.005 | |
| 7/9/2013 | <0.005 | |
| 1/15/2014 | <0.005 | |
| 6/25/2014 | <0.005 | |
| 1/20/2015 | <0.005 | |
| 7/24/2015 | <0.005 | |
| 1/20/2016 | <0.005 | |
| 3/28/2016 | <0.005 | |
| 5/24/2016 | <0.005 | |
| 7/21/2016 | <0.005 | |
| 9/15/2016 | <0.005 | |
| 11/16/2016 | <0.005 | |
| 1/26/2017 | <0.005 | |
| 3/22/2017 | <0.005 | |
| 5/2/2017 | <0.005 | |
| 8/3/2017 | <0.005 | |
| 1/23/2018 | <0.005 | |
| 6/25/2018 | <0.005 | |
| 1/30/2019 | 0.00039 (J) | |
| 6/26/2019 | <0.005 | |
| 9/12/2019 | <0.005 | |
| 3/16/2020 | <0.005 | |
| 9/11/2020 | <0.005 | |
| 3/17/2021 | <0.005 | |
| 8/18/2021 | <0.005 | |
| 3/2/2022 | <0.005 | |
| 8/11/2022 | <0.005 | |
| 2/20/2023 | <0.005 | |
| 8/14/2023 | <0.005 | |
| 2/14/2024 | <0.005 | |
| 8/1/2024 | <0.005 | |
| 2/18/2025 | <0.005 | |
| 8/15/2025 | <0.005 | |
| 1/20/2026 | | <0.005 |

ND substitution: RL or RL/2 if <15% NDs.

# Prediction Limit

Constituent: Antimony (mg/L) Analysis Run 3/31/2026 6:16 AM View: Appendix I

Plant Wansley Client: Southern Company Data: Wansley Landfill

| | GWC-10 | GWC-10 |
|---|---|---|
| 1/25/2016 | <0.005 | |
| 3/30/2016 | <0.005 | |
| 5/25/2016 | 0.000703 (J) | |
| 7/27/2016 | <0.005 | |
| 9/16/2016 | <0.005 | |
| 11/17/2016 | <0.005 | |
| 2/1/2017 | <0.005 | |
| 3/24/2017 | <0.005 | |
| 5/3/2017 | <0.005 | |
| 8/8/2017 | <0.005 | |
| 1/25/2018 | <0.005 | |
| 6/21/2018 | <0.005 | |
| 1/31/2019 | 0.00048 (J) | |
| 6/26/2019 | <0.005 | |
| 9/17/2019 | <0.005 | |
| 3/17/2020 | <0.005 | |
| 9/10/2020 | <0.005 | |
| 3/18/2021 | <0.005 | |
| 8/20/2021 | <0.005 | |
| 3/8/2022 | <0.005 | |
| 8/16/2022 | <0.005 | |
| 2/15/2023 | <0.005 | |
| 8/10/2023 | 0.00073 (J) | |
| 2/20/2024 | <0.005 | |
| 7/31/2024 | <0.005 | |
| 2/19/2025 | <0.005 | |
| 8/19/2025 | <0.005 | |
| 1/21/2026 | | <0.005 |

ND substitution: RL or RL/2 if <15% NDs.

# Prediction Limit

Constituent: Antimony (mg/L) Analysis Run 3/31/2026 6:16 AM View: Appendix I

Plant Wansley Client: Southern Company Data: Wansley Landfill

| | GWC-11 | GWC-11 |
|---|---|---|
| 9/13/2011 | <0.005 | |
| 10/28/2011 | <0.005 | |
| 12/4/2011 | <0.005 | |
| 2/9/2012 | <0.005 | |
| 7/18/2012 | <0.005 | |
| 1/8/2013 | <0.005 | |
| 7/9/2013 | <0.005 | |
| 1/15/2014 | 0.0023 (J) | |
| 6/25/2014 | <0.005 | |
| 1/21/2015 | <0.005 | |
| 7/28/2015 | <0.005 | |
| 1/26/2016 | <0.005 | |
| 3/29/2016 | <0.005 | |
| 5/25/2016 | <0.005 | |
| 7/25/2016 | <0.005 | |
| 9/19/2016 | <0.005 | |
| 11/16/2016 | <0.005 | |
| 1/31/2017 | <0.005 | |
| 3/23/2017 | <0.005 | |
| 5/2/2017 | <0.005 | |
| 8/7/2017 | <0.005 | |
| 1/24/2018 | <0.005 | |
| 6/20/2018 | <0.005 | |
| 1/24/2019 | <0.005 | |
| 6/26/2019 | <0.005 | |
| 9/16/2019 | <0.005 | |
| 3/16/2020 | <0.005 | |
| 9/10/2020 | <0.005 | |
| 3/17/2021 | <0.005 | |
| 8/23/2021 | <0.005 | |
| 3/7/2022 | <0.005 | |
| 8/15/2022 | <0.005 | |
| 2/21/2023 | <0.005 | |
| 8/14/2023 | <0.005 | |
| 2/14/2024 | <0.005 | |
| 8/6/2024 | <0.005 | |
| 2/18/2025 | <0.005 | |
| 8/18/2025 | <0.005 | |
| 1/21/2026 | | <0.005 |

ND substitution: RL or RL/2 if <15% NDs.

# Prediction Limit

Constituent: Antimony (mg/L) Analysis Run 3/31/2026 6:16 AM View: Appendix I

Plant Wansley Client: Southern Company Data: Wansley Landfill

| | GWC-13 | GWC-13 |
|---|---|---|
| 9/13/2011 | <0.005 | |
| 10/28/2011 | <0.005 | |
| 12/4/2011 | <0.005 | |
| 1/24/2012 | <0.005 | |
| 7/11/2012 | <0.005 | |
| 1/8/2013 | <0.005 | |
| 7/10/2013 | <0.005 | |
| 1/21/2014 | <0.005 | |
| 7/1/2014 | <0.005 | |
| 1/21/2015 | <0.005 | |
| 7/28/2015 | <0.005 | |
| 1/27/2016 | <0.005 | |
| 3/29/2016 | <0.005 | |
| 5/25/2016 | <0.005 | |
| 7/26/2016 | <0.005 | |
| 9/15/2016 | <0.005 | |
| 11/17/2016 | <0.005 | |
| 1/31/2017 | <0.005 | |
| 3/23/2017 | <0.005 | |
| 5/3/2017 | <0.005 | |
| 8/4/2017 | <0.005 | |
| 1/25/2018 | <0.005 | |
| 6/20/2018 | <0.005 | |
| 1/22/2019 | <0.005 | |
| 6/25/2019 | <0.005 | |
| 9/12/2019 | <0.005 | |
| 3/12/2020 | <0.005 | |
| 9/10/2020 | 0.00064 (J) | |
| 3/17/2021 | 0.00075 (J) | |
| 8/23/2021 | <0.005 | |
| 3/8/2022 | 0.0011 (J) | |
| 8/15/2022 | 0.0011 (J) | |
| 2/21/2023 | <0.005 | |
| 8/16/2023 | 0.00051 (J) | |
| 2/19/2024 | 0.0027 | |
| 3/27/2024 | <0.005 | |
| 8/5/2024 | <0.005 | |
| 2/18/2025 | <0.005 | |
| 8/19/2025 | <0.005 | |
| 1/21/2026 | | <0.005 |

ND substitution: RL or RL/2 if <15% NDs.

# Prediction Limit

Constituent: Antimony (mg/L) Analysis Run 3/31/2026 6:16 AM View: Appendix I

Plant Wansley Client: Southern Company Data: Wansley Landfill

| | GWC-18 | GWC-18 |
|---|---|---|
| 8/30/2011 | <0.005 | |
| 10/26/2011 | <0.005 | |
| 12/3/2011 | <0.005 | |
| 2/9/2012 | <0.005 | |
| 7/11/2012 | <0.005 | |
| 1/8/2013 | <0.005 | |
| 7/16/2013 | <0.005 | |
| 1/14/2014 | <0.005 | |
| 6/24/2014 | <0.005 | |
| 1/13/2015 | <0.005 | |
| 7/23/2015 | <0.005 | |
| 1/27/2016 | <0.005 | |
| 3/30/2016 | <0.005 | |
| 5/26/2016 | <0.005 | |
| 7/25/2016 | 0.0022 (J) | |
| 9/19/2016 | <0.005 | |
| 11/17/2016 | <0.005 | |
| 2/1/2017 | <0.005 | |
| 3/24/2017 | <0.005 | |
| 5/3/2017 | <0.005 | |
| 8/7/2017 | <0.005 | |
| 1/25/2018 | <0.005 | |
| 6/21/2018 | <0.005 | |
| 1/28/2019 | <0.005 | |
| 6/27/2019 | <0.005 | |
| 9/11/2019 | <0.005 | |
| 3/17/2020 | <0.005 | |
| 9/14/2020 | <0.005 | |
| 3/16/2021 | <0.005 | |
| 8/24/2021 | <0.005 | |
| 3/8/2022 | <0.005 | |
| 8/11/2022 | <0.005 | |
| 2/20/2023 | <0.005 | |
| 8/9/2023 | <0.005 | |
| 2/21/2024 | <0.005 | |
| 8/7/2024 | <0.005 | |
| 2/13/2025 | <0.005 | |
| 8/13/2025 | <0.005 | |
| 1/21/2026 | | <0.005 |

ND substitution: RL or RL/2 if <15% NDs.

# Prediction Limit

Constituent: Antimony (mg/L) Analysis Run 3/31/2026 6:16 AM View: Appendix I

Plant Wansley Client: Southern Company Data: Wansley Landfill

| | GWC-20 | GWC-20 |
|---|---|---|
| 8/31/2011 | <0.005 | |
| 10/27/2011 | <0.005 | |
| 12/4/2011 | <0.005 | |
| 2/8/2012 | <0.005 | |
| 7/11/2012 | <0.005 | |
| 1/8/2013 | <0.005 | |
| 7/16/2013 | <0.005 | |
| 1/21/2014 | <0.005 | |
| 6/24/2014 | <0.005 | |
| 1/13/2015 | <0.005 | |
| 7/23/2015 | <0.005 | |
| 1/27/2016 | <0.005 | |
| 3/30/2016 | <0.005 | |
| 5/26/2016 | <0.005 | |
| 7/25/2016 | <0.005 | |
| 9/20/2016 | <0.005 | |
| 11/17/2016 | <0.005 | |
| 2/2/2017 | <0.005 | |
| 3/28/2017 | <0.005 | |
| 5/4/2017 | <0.005 | |
| 8/7/2017 | <0.005 | |
| 1/26/2018 | <0.005 | |
| 6/21/2018 | <0.005 | |
| 1/28/2019 | <0.005 | |
| 6/25/2019 | <0.005 | |
| 9/11/2019 | <0.005 | |
| 3/18/2020 | <0.005 | |
| 9/15/2020 | <0.005 | |
| 3/16/2021 | <0.005 | |
| 8/24/2021 | <0.005 | |
| 3/7/2022 | <0.005 | |
| 8/16/2022 | <0.005 | |
| 2/22/2023 | 0.00052 (J) | |
| 8/9/2023 | <0.005 | |
| 2/20/2024 | 0.00064 (J) | |
| 8/2/2024 | <0.005 | |
| 2/14/2025 | <0.005 | |
| 8/12/2025 | <0.005 | |
| 1/21/2026 | | <0.005 |

ND substitution: RL or RL/2 if <15% NDs.

# Prediction Limit

Constituent: Antimony (mg/L) Analysis Run 3/31/2026 6:16 AM View: Appendix I

Plant Wansley Client: Southern Company Data: Wansley Landfill

| | GWC-22 | GWC-22 |
|---|---|---|
| 9/15/2011 | <0.005 | |
| 10/29/2011 | <0.005 | |
| 12/13/2011 | <0.005 | |
| 1/25/2012 | <0.005 | |
| 7/18/2012 | <0.005 | |
| 1/22/2013 | <0.005 | |
| 7/16/2013 | <0.005 | |
| 1/21/2014 | <0.005 | |
| 6/25/2014 | <0.005 | |
| 1/14/2015 | <0.005 | |
| 7/23/2015 | <0.005 | |
| 1/26/2016 | <0.005 | |
| 3/31/2016 | <0.005 | |
| 5/26/2016 | <0.005 | |
| 7/26/2016 | 0.001 (J) | |
| 9/20/2016 | <0.005 | |
| 11/17/2016 | <0.005 | |
| 2/3/2017 | <0.005 | |
| 3/28/2017 | <0.005 | |
| 5/3/2017 | <0.005 | |
| 8/8/2017 | <0.005 | |
| 1/25/2018 | <0.005 | |
| 6/20/2018 | <0.005 | |
| 1/24/2019 | <0.005 | |
| 6/25/2019 | <0.005 | |
| 9/10/2019 | <0.005 | |
| 3/18/2020 | <0.005 | |
| 9/10/2020 | <0.005 | |
| 3/15/2021 | <0.005 | |
| 8/19/2021 | <0.005 | |
| 3/8/2022 | <0.005 | |
| 8/17/2022 | <0.005 | |
| 2/14/2023 | <0.005 | |
| 8/14/2023 | <0.005 | |
| 2/14/2024 | 0.00041 (J) | |
| 8/6/2024 | <0.005 | |
| 2/11/2025 | <0.005 | |
| 8/12/2025 | <0.005 | |
| 1/20/2026 | | <0.005 |

ND substitution: RL or RL/2 if <15% NDs.

# Prediction Limit

Constituent: Antimony (mg/L) Analysis Run 3/31/2026 6:16 AM View: Appendix I

Plant Wansley Client: Southern Company Data: Wansley Landfill

| | GWC-23 | GWC-23 |
|---|---|---|
| 9/16/2011 | <0.005 | |
| 10/29/2011 | <0.005 | |
| 12/13/2011 | <0.005 | |
| 1/31/2012 | <0.005 | |
| 7/18/2012 | <0.005 | |
| 1/22/2013 | <0.005 | |
| 7/23/2013 | <0.005 | |
| 1/22/2014 | <0.005 | |
| 7/1/2014 | <0.005 | |
| 1/22/2015 | <0.005 | |
| 7/29/2015 | <0.005 | |
| 1/21/2016 | <0.005 | |
| 3/29/2016 | 0.000665 (J) | |
| 5/25/2016 | <0.005 | |
| 7/27/2016 | <0.005 | |
| 9/20/2016 | <0.005 | |
| 11/18/2016 | <0.005 | |
| 2/3/2017 | <0.005 | |
| 3/28/2017 | <0.005 | |
| 5/4/2017 | <0.005 | |
| 8/8/2017 | <0.005 | |
| 1/25/2018 | <0.005 | |
| 6/20/2018 | <0.005 | |
| 1/25/2019 | <0.005 | |
| 6/26/2019 | <0.005 | |
| 9/12/2019 | <0.005 | |
| 3/18/2020 | <0.005 | |
| 9/10/2020 | <0.005 | |
| 3/18/2021 | <0.005 | |
| 8/23/2021 | <0.005 | |
| 3/9/2022 | <0.005 | |
| 8/16/2022 | <0.005 | |
| 2/21/2023 | <0.005 | |
| 8/15/2023 | <0.005 | |
| 2/19/2024 | <0.005 | |
| 7/30/2024 | <0.005 | |
| 2/11/2025 | <0.005 | |
| 8/12/2025 | <0.005 | |
| 1/22/2026 | | <0.005 |

ND substitution: RL or RL/2 if <15% NDs.

# Prediction Limit

Constituent: Antimony (mg/L) Analysis Run 3/31/2026 6:16 AM View: Appendix I

Plant Wansley Client: Southern Company Data: Wansley Landfill

| | GWC-24 | GWC-24 |
|---|---|---|
| 7/8/2014 | <0.005 | |
| 7/31/2015 | <0.005 | |
| 1/20/2016 | <0.005 | |
| 3/30/2016 | 0.00174 (J) | |
| 5/25/2016 | 0.00163 (J) | |
| 7/27/2016 | 0.0019 (J) | |
| 9/16/2016 | 0.002 (J) | |
| 11/18/2016 | 0.0011 (J) | |
| 2/3/2017 | <0.005 | |
| 3/29/2017 | <0.005 | |
| 5/4/2017 | <0.005 | |
| 8/8/2017 | <0.005 | |
| 1/25/2018 | <0.005 | |
| 6/27/2018 | <0.005 | |
| 1/31/2019 | 0.00048 (J) | |
| 6/26/2019 | <0.005 | |
| 9/11/2019 | <0.005 | |
| 3/12/2020 | <0.005 | |
| 9/15/2020 | <0.005 | |
| 3/18/2021 | <0.005 | |
| 8/19/2021 | <0.005 | |
| 3/10/2022 | <0.005 | |
| 8/18/2022 | <0.005 | |
| 2/16/2023 | <0.005 | |
| 8/16/2023 | <0.005 | |
| 2/22/2024 | 0.00037 (J) | |
| 8/6/2024 | <0.005 | |
| 2/14/2025 | <0.005 | |
| 8/14/2025 | <0.005 | |
| 1/21/2026 | | <0.005 |

ND substitution: RL or RL/2 if <15% NDs.

# Prediction Limit

Constituent: Antimony (mg/L) Analysis Run 3/31/2026 6:16 AM View: Appendix I

Plant Wansley Client: Southern Company Data: Wansley Landfill

| | GWC-25 | GWC-25 |
|---|---|---|
| 9/17/2011 | <0.005 | |
| 10/31/2011 | <0.005 | |
| 12/14/2011 | <0.005 | |
| 2/7/2012 | <0.005 | |
| 7/17/2012 | <0.005 | |
| 7/24/2013 | <0.005 | |
| 1/23/2014 | <0.005 | |
| 7/8/2014 | <0.005 | |
| 1/21/2015 | <0.005 | |
| 7/30/2015 | <0.005 | |
| 1/21/2016 | <0.005 | |
| 3/28/2016 | <0.005 | |
| 5/25/2016 | 0.00151 (J) | |
| 7/27/2016 | <0.005 | |
| 9/19/2016 | <0.005 | |
| 11/15/2016 | <0.005 | |
| 1/24/2017 | <0.005 | |
| 3/23/2017 | <0.005 | |
| 5/2/2017 | <0.005 | |
| 8/3/2017 | <0.005 | |
| 1/25/2018 | <0.005 | |
| 6/27/2018 | <0.005 | |
| 1/24/2019 | <0.005 | |
| 6/25/2019 | <0.005 | |
| 9/11/2019 | <0.005 | |
| 3/12/2020 | <0.005 | |
| 9/14/2020 | <0.005 | |
| 3/17/2021 | <0.005 | |
| 8/19/2021 | <0.005 | |
| 3/8/2022 | <0.005 | |
| 8/10/2022 | <0.005 | |
| 2/21/2023 | <0.005 | |
| 8/15/2023 | <0.005 | |
| 2/21/2024 | <0.005 | |
| 8/1/2024 | <0.005 | |
| 2/14/2025 | <0.005 | |
| 8/13/2025 | <0.005 | |
| 1/21/2026 | | <0.005 |

ND substitution: RL or RL/2 if <15% NDs.

# Prediction Limit

Constituent: Antimony (mg/L) Analysis Run 3/31/2026 6:16 AM View: Appendix I

Plant Wansley Client: Southern Company Data: Wansley Landfill

| | GWC-26 | GWC-26 |
|---|---|---|
| 9/17/2011 | <0.005 | |
| 10/29/2011 | <0.005 | |
| 12/14/2011 | <0.005 | |
| 2/7/2012 | <0.005 | |
| 7/17/2012 | <0.005 | |
| 1/24/2013 | <0.005 | |
| 7/24/2013 | <0.005 | |
| 1/23/2014 | <0.005 | |
| 7/8/2014 | <0.005 | |
| 1/21/2015 | <0.005 | |
| 7/31/2015 | <0.005 | |
| 1/25/2016 | <0.005 | |
| 3/24/2016 | 0.000653 (J) | |
| 5/25/2016 | 0.000943 (J) | |
| 7/26/2016 | <0.005 | |
| 9/19/2016 | <0.005 | |
| 11/14/2016 | <0.005 | |
| 1/19/2017 | <0.005 | |
| 3/16/2017 | <0.005 | |
| 5/1/2017 | <0.005 | |
| 8/3/2017 | <0.005 | |
| 1/22/2018 | <0.005 | |
| 6/27/2018 | <0.005 | |
| 1/24/2019 | <0.005 | |
| 6/25/2019 | <0.005 | |
| 9/12/2019 | <0.005 | |
| 3/13/2020 | <0.005 | |
| 9/15/2020 | <0.005 | |
| 3/17/2021 | <0.005 | |
| 8/19/2021 | <0.005 | |
| 3/9/2022 | <0.005 | |
| 8/10/2022 | <0.005 | |
| 2/21/2023 | <0.005 | |
| 8/16/2023 | <0.005 | |
| 2/20/2024 | <0.005 | |
| 8/2/2024 | <0.005 | |
| 2/13/2025 | <0.005 | |
| 8/13/2025 | <0.005 | |
| 1/22/2026 | | <0.005 |

ND substitution: RL or RL/2 if <15% NDs.

# Prediction Limit

Constituent: Antimony (mg/L) Analysis Run 3/31/2026 6:16 AM View: Appendix I

Plant Wansley Client: Southern Company Data: Wansley Landfill

| | GWC-27 | GWC-27 |
|---|---|---|
| 9/17/2011 | <0.005 | |
| 10/29/2011 | <0.005 | |
| 12/14/2011 | <0.005 | |
| 1/25/2012 | <0.005 | |
| 7/17/2012 | <0.005 | |
| 1/24/2013 | <0.005 | |
| 7/24/2013 | <0.005 | |
| 1/23/2014 | <0.005 | |
| 7/8/2014 | <0.005 | |
| 1/21/2015 | <0.005 | |
| 7/30/2015 | <0.005 | |
| 1/22/2016 | <0.005 | |
| 3/23/2016 | <0.005 | |
| 5/24/2016 | <0.005 | |
| 7/26/2016 | 0.0013 (J) | |
| 9/19/2016 | <0.005 | |
| 11/11/2016 | <0.005 | |
| 1/20/2017 | 0.0014 (J) | |
| 3/16/2017 | <0.005 | |
| 4/28/2017 | <0.005 | |
| 8/3/2017 | <0.005 | |
| 1/19/2018 | <0.005 | |
| 6/27/2018 | <0.005 | |
| 1/24/2019 | <0.005 | |
| 6/26/2019 | <0.005 | |
| 9/12/2019 | <0.005 | |
| 3/12/2020 | <0.005 | |
| 9/9/2020 | <0.005 | |
| 3/18/2021 | <0.005 | |
| 8/23/2021 | <0.005 | |
| 3/8/2022 | 0.00064 (J) | |
| 8/10/2022 | <0.005 | |
| 2/20/2023 | <0.005 | |
| 8/15/2023 | <0.005 | |
| 2/20/2024 | <0.005 | |
| 7/30/2024 | <0.005 | |
| 2/11/2025 | <0.005 | |
| 8/13/2025 | <0.005 | |
| 1/21/2026 | | <0.005 |

ND substitution: RL or RL/2 if <15% NDs.

# Prediction Limit

Constituent: Antimony (mg/L) Analysis Run 3/31/2026 6:16 AM View: Appendix I

Plant Wansley Client: Southern Company Data: Wansley Landfill

| | GWC-30 | GWC-30 |
|---|---|---|
| 9/15/2011 | <0.005 | |
| 10/28/2011 | <0.005 | |
| 12/13/2011 | <0.005 | |
| 2/8/2012 | <0.005 | |
| 7/18/2012 | <0.005 | |
| 1/24/2013 | <0.005 | |
| 7/24/2013 | <0.005 | |
| 1/23/2014 | 0.0014 (J) | |
| 7/1/2014 | <0.005 | |
| 1/20/2015 | <0.005 | |
| 7/30/2015 | <0.005 | |
| 1/19/2016 | <0.005 | |
| 3/23/2016 | <0.005 | |
| 5/20/2016 | <0.005 | |
| 7/21/2016 | <0.005 | |
| 9/20/2016 | 0.0012 (J) | |
| 11/14/2016 | <0.005 | |
| 1/24/2017 | <0.005 | |
| 3/17/2017 | <0.005 | |
| 5/1/2017 | <0.005 | |
| 8/4/2017 | <0.005 | |
| 1/24/2018 | <0.005 | |
| 6/21/2018 | <0.005 | |
| 1/30/2019 | 0.0004 (J) | |
| 6/27/2019 | <0.005 | |
| 9/10/2019 | <0.005 | |
| 3/11/2020 | <0.005 | |
| 9/10/2020 | <0.005 | |
| 3/18/2021 | <0.005 | |
| 8/23/2021 | <0.005 | |
| 3/2/2022 | <0.005 | |
| 8/10/2022 | <0.005 | |
| 2/14/2023 | <0.005 | |
| 8/16/2023 | <0.005 | |
| 2/21/2024 | <0.005 | |
| 8/5/2024 | <0.005 | |
| 2/13/2025 | <0.005 | |
| 8/14/2025 | <0.005 | |
| 1/21/2026 | | <0.005 |

ND substitution: RL or RL/2 if <15% NDs.

# Prediction Limit

Constituent: Antimony (mg/L) Analysis Run 3/31/2026 6:16 AM View: Appendix I

Plant Wansley Client: Southern Company Data: Wansley Landfill

| | GWC-31 | GWC-31 |
|---|---|---|
| 9/17/2011 | <0.005 | |
| 10/31/2011 | <0.005 | |
| 2/7/2012 | <0.005 | |
| 1/23/2013 | <0.005 | |
| 1/23/2014 | <0.005 | |
| 7/1/2014 | <0.005 | |
| 1/21/2015 | <0.005 | |
| 1/25/2016 | <0.005 | |
| 3/30/2016 | <0.005 | |
| 5/25/2016 | 0.00129 (J) | |
| 7/27/2016 | 0.0027 | |
| 1/25/2017 | <0.005 | |
| 3/23/2017 | <0.005 | |
| 5/2/2017 | <0.005 | |
| 7/19/2017 | <0.005 | |
| 8/4/2017 | <0.005 | |
| 1/23/2018 | <0.005 | |
| 6/27/2018 | <0.005 | |
| 1/31/2019 | 0.00042 (J) | |
| 6/26/2019 | <0.005 | |
| 9/11/2019 | <0.005 | |
| 3/17/2020 | <0.005 | |
| 9/11/2020 | <0.005 | |
| 3/16/2021 | <0.005 | |
| 8/25/2021 | <0.005 | |
| 3/10/2022 | <0.005 | |
| 8/16/2022 | <0.005 | |
| 2/22/2023 | <0.005 | |
| 8/16/2023 | <0.005 | |
| 2/21/2024 | <0.005 | |
| 8/2/2024 | 0.00076 (J) | |
| 2/18/2025 | <0.005 | |
| 8/15/2025 | <0.005 | |
| 2/11/2026 | | <0.005 |

ND substitution: RL or RL/2 if <15% NDs.

# Prediction Limit

Constituent: Antimony (mg/L) Analysis Run 3/31/2026 6:16 AM View: Appendix I

Plant Wansley Client: Southern Company Data: Wansley Landfill

| | GWC-32 | GWC-32 |
|---|---|---|
| 9/15/2011 | <0.005 | |
| 10/31/2011 | <0.005 | |
| 12/13/2011 | <0.005 | |
| 2/1/2012 | <0.005 | |
| 7/17/2012 | <0.005 | |
| 1/23/2013 | <0.005 | |
| 7/24/2013 | <0.005 | |
| 1/23/2014 | <0.005 | |
| 7/1/2014 | <0.005 | |
| 1/20/2015 | <0.005 | |
| 7/30/2015 | <0.005 | |
| 1/25/2016 | <0.005 | |
| 3/23/2016 | <0.005 | |
| 5/24/2016 | <0.005 | |
| 7/22/2016 | <0.005 | |
| 9/16/2016 | <0.005 | |
| 11/15/2016 | <0.005 | |
| 1/26/2017 | <0.005 | |
| 3/24/2017 | <0.005 | |
| 5/2/2017 | <0.005 | |
| 8/3/2017 | <0.005 | |
| 1/23/2018 | <0.005 | |
| 6/26/2018 | <0.005 | |
| 1/30/2019 | 0.00039 (J) | |
| 6/27/2019 | <0.005 | |
| 9/12/2019 | <0.005 | |
| 3/18/2020 | <0.005 | |
| 9/15/2020 | <0.005 | |
| 3/17/2021 | <0.005 | |
| 8/24/2021 | <0.005 | |
| 3/9/2022 | <0.005 | |
| 8/10/2022 | <0.005 | |
| 2/15/2023 | <0.005 | |
| 8/15/2023 | <0.005 | |
| 2/20/2024 | <0.005 | |
| 8/6/2024 | 0.00034 (J) | |
| 2/19/2025 | <0.005 | |
| 8/14/2025 | <0.005 | |
| 1/21/2026 | | <0.005 |

ND substitution: RL or RL/2 if <15% NDs.

# Prediction Limit

Constituent: Antimony (mg/L) Analysis Run 3/31/2026 6:16 AM View: Appendix I

Plant Wansley Client: Southern Company Data: Wansley Landfill

| | GWC-33 | GWC-33 |
|---|---|---|
| 9/16/2011 | <0.005 | |
| 10/30/2011 | <0.005 | |
| 12/13/2011 | <0.005 | |
| 2/1/2012 | <0.005 | |
| 7/17/2012 | <0.005 | |
| 1/23/2013 | <0.005 | |
| 7/17/2013 | <0.005 | |
| 1/23/2014 | <0.005 | |
| 1/20/2015 | <0.005 | |
| 7/29/2015 | <0.005 | |
| 1/25/2016 | <0.005 | |
| 3/23/2016 | <0.005 | |
| 5/24/2016 | <0.005 | |
| 7/22/2016 | <0.005 | |
| 9/16/2016 | <0.005 | |
| 11/17/2016 | <0.005 | |
| 1/25/2017 | <0.005 | |
| 3/23/2017 | <0.005 | |
| 5/1/2017 | <0.005 | |
| 8/4/2017 | <0.005 | |
| 1/23/2018 | <0.005 | |
| 6/26/2018 | <0.005 | |
| 1/30/2019 | 0.00055 (J) | |
| 6/26/2019 | <0.005 | |
| 9/12/2019 | <0.005 | |
| 3/12/2020 | <0.005 | |
| 9/16/2020 | <0.005 | |
| 3/18/2021 | <0.005 | |
| 8/24/2021 | <0.005 | |
| 3/9/2022 | <0.005 | |
| 8/15/2022 | <0.005 | |
| 2/20/2023 | <0.005 | |
| 8/15/2023 | <0.005 | |
| 2/20/2024 | <0.005 | |
| 7/31/2024 | <0.005 | |
| 2/19/2025 | <0.005 | |
| 8/19/2025 | <0.005 | |
| 1/22/2026 | | <0.005 |

ND substitution: RL or RL/2 if <15% NDs.

# Prediction Limit

Constituent: Arsenic (mg/L) Analysis Run 3/31/2026 6:16 AM View: Appendix I

Plant Wansley Client: Southern Company Data: Wansley Landfill

| | GWA-1 | GWA-1 |
|---|---|---|
| 9/16/2011 | <0.005 | |
| 10/27/2011 | <0.005 | |
| 12/13/2011 | <0.005 | |
| 1/31/2012 | <0.005 | |
| 7/18/2012 | <0.005 | |
| 1/24/2013 | <0.005 | |
| 7/17/2013 | <0.005 | |
| 1/21/2014 | <0.005 | |
| 6/25/2014 | <0.005 | |
| 1/14/2015 | <0.005 | |
| 7/21/2015 | <0.005 | |
| 1/21/2016 | <0.005 | |
| 3/23/2016 | <0.005 | |
| 5/20/2016 | <0.005 | |
| 7/21/2016 | <0.005 | |
| 9/15/2016 | <0.005 | |
| 11/11/2016 | <0.005 | |
| 1/19/2017 | <0.005 | |
| 3/16/2017 | <0.005 | |
| 4/28/2017 | <0.005 | |
| 8/3/2017 | <0.005 | |
| 1/19/2018 | <0.005 | |
| 6/19/2018 | <0.005 | |
| 1/17/2019 | <0.005 | |
| 6/24/2019 | 0.00054 (J) | |
| 9/9/2019 | <0.005 | |
| 3/10/2020 | <0.005 | |
| 9/9/2020 | <0.005 | |
| 3/15/2021 | <0.005 | |
| 8/16/2021 | <0.005 | |
| 2/28/2022 | <0.005 | |
| 8/9/2022 | <0.005 | |
| 2/14/2023 | <0.005 | |
| 8/9/2023 | <0.005 | |
| 2/13/2024 | 0.0011 | |
| 7/30/2024 | <0.005 | |
| 2/11/2025 | <0.005 | |
| 8/12/2025 | <0.005 | |
| 1/20/2026 | | <0.005 |

ND substitution: RL or RL/2 if <15% NDs.

# Prediction Limit

Constituent: Arsenic (mg/L) Analysis Run 3/31/2026 6:16 AM View: Appendix I

Plant Wansley Client: Southern Company Data: Wansley Landfill

| | GWA-2 | GWA-2 |
|---|---|---|
| 9/17/2011 | <0.005 | |
| 10/27/2011 | <0.005 | |
| 12/14/2011 | <0.005 | |
| 2/7/2012 | <0.005 | |
| 7/23/2012 | <0.005 | |
| 1/23/2013 | <0.005 | |
| 7/24/2013 | <0.005 | |
| 1/22/2014 | <0.005 | |
| 7/1/2014 | <0.005 | |
| 1/22/2015 | <0.005 | |
| 7/22/2015 | <0.005 | |
| 1/20/2016 | <0.005 | |
| 3/23/2016 | <0.005 | |
| 5/24/2016 | <0.005 | |
| 7/26/2016 | <0.005 | |
| 9/16/2016 | <0.005 | |
| 11/10/2016 | <0.005 | |
| 1/19/2017 | <0.005 | |
| 3/17/2017 | <0.005 | |
| 4/28/2017 | <0.005 | |
| 8/2/2017 | <0.005 | |
| 1/19/2018 | <0.005 | |
| 6/19/2018 | <0.005 | |
| 1/17/2019 | <0.005 | |
| 6/24/2019 | 0.00043 (J) | |
| 9/10/2019 | <0.005 | |
| 3/10/2020 | <0.005 | |
| 9/10/2020 | <0.005 | |
| 3/15/2021 | <0.005 | |
| 8/18/2021 | <0.005 | |
| 3/1/2022 | <0.005 | |
| 8/9/2022 | <0.005 | |
| 2/14/2023 | <0.005 | |
| 8/9/2023 | <0.005 | |
| 2/14/2024 | <0.005 | |
| 7/30/2024 | <0.005 | |
| 2/11/2025 | <0.005 | |
| 8/12/2025 | <0.005 | |
| 1/20/2026 | | <0.005 |

ND substitution: RL or RL/2 if <15% NDs.

# Prediction Limit

Constituent: Arsenic (mg/L) Analysis Run 3/31/2026 6:16 AM View: Appendix I

Plant Wansley Client: Southern Company Data: Wansley Landfill

| | GWA-3 | GWA-3 |
|---|---|---|
| 8/31/2011 | <0.005 | |
| 6/25/2014 | <0.005 | |
| 7/21/2015 | <0.005 | |
| 3/31/2016 | <0.005 | |
| 5/25/2016 | <0.005 | |
| 7/27/2016 | <0.005 | |
| 8/1/2017 | <0.005 | |
| 10/3/2017 | <0.005 | |
| 6/20/2018 | 0.001 (J) | |
| 1/18/2019 | <0.005 | |
| 6/25/2019 | <0.005 | |
| 9/11/2019 | <0.005 | |
| 3/10/2020 | <0.005 | |
| 9/9/2020 | <0.005 | |
| 3/15/2021 | <0.005 | |
| 8/18/2021 | <0.005 | |
| 3/1/2022 | <0.005 | |
| 8/9/2022 | <0.005 | |
| 2/14/2023 | <0.005 | |
| 8/8/2023 | <0.005 | |
| 7/31/2024 | <0.005 | |
| 8/13/2025 | <0.005 | |
| 1/21/2026 | | <0.005 |

ND substitution: RL or RL/2 if <15% NDs.

# Prediction Limit

Constituent: Arsenic (mg/L) Analysis Run 3/31/2026 6:16 AM View: Appendix I

Plant Wansley Client: Southern Company Data: Wansley Landfill

| | GWA-4 | GWA-4 |
|---|---|---|
| 8/31/2011 | <0.005 | |
| 10/27/2011 | <0.005 | |
| 12/14/2011 | <0.005 | |
| 2/1/2012 | <0.005 | |
| 7/23/2012 | <0.005 | |
| 1/23/2013 | <0.005 | |
| 7/17/2013 | <0.005 | |
| 1/15/2014 | <0.005 | |
| 6/25/2014 | <0.005 | |
| 1/14/2015 | <0.005 | |
| 7/21/2015 | <0.005 | |
| 1/20/2016 | <0.005 | |
| 3/23/2016 | <0.005 | |
| 5/19/2016 | <0.005 | |
| 7/21/2016 | 0.00062 (J) | |
| 9/14/2016 | <0.005 | |
| 11/10/2016 | <0.005 | |
| 1/17/2017 | <0.005 | |
| 3/16/2017 | <0.005 | |
| 4/27/2017 | <0.005 | |
| 8/2/2017 | <0.005 | |
| 1/22/2018 | 0.00068 (J) | |
| 6/19/2018 | 0.0011 (J) | |
| 1/17/2019 | <0.005 | |
| 6/24/2019 | 0.00032 (J) | |
| 9/10/2019 | <0.005 | |
| 3/10/2020 | <0.005 | |
| 9/9/2020 | <0.005 | |
| 3/15/2021 | <0.005 | |
| 8/18/2021 | <0.005 | |
| 3/1/2022 | <0.005 | |
| 8/9/2022 | <0.005 | |
| 2/14/2023 | <0.005 | |
| 8/9/2023 | <0.005 | |
| 2/14/2024 | <0.005 | |
| 7/29/2024 | <0.005 | |
| 2/10/2025 | <0.005 | |
| 8/12/2025 | <0.005 | |
| 1/20/2026 | | <0.005 |

ND substitution: RL or RL/2 if <15% NDs.

# Prediction Limit

Constituent: Arsenic (mg/L) Analysis Run 3/31/2026 6:16 AM View: Appendix I

Plant Wansley Client: Southern Company Data: Wansley Landfill

| | GWA-28 | GWA-28 |
|---|---|---|
| 9/16/2011 | <0.005 | |
| 10/28/2011 | <0.005 | |
| 12/12/2011 | <0.005 | |
| 1/25/2012 | <0.005 | |
| 7/16/2012 | <0.005 | |
| 1/24/2013 | <0.005 | |
| 7/23/2013 | <0.005 | |
| 1/22/2014 | <0.005 | |
| 7/1/2014 | <0.005 | |
| 1/21/2015 | <0.005 | |
| 7/21/2015 | <0.005 | |
| 1/22/2016 | <0.005 | |
| 3/22/2016 | <0.005 | |
| 5/23/2016 | <0.005 | |
| 7/25/2016 | <0.005 | |
| 9/15/2016 | <0.005 | |
| 11/9/2016 | <0.005 | |
| 1/17/2017 | <0.005 | |
| 3/16/2017 | <0.005 | |
| 4/27/2017 | <0.005 | |
| 8/1/2017 | <0.005 | |
| 1/19/2018 | <0.005 | |
| 6/19/2018 | 0.00078 (J) | |
| 1/21/2019 | <0.005 | |
| 6/25/2019 | <0.005 | |
| 9/10/2019 | <0.005 | |
| 3/10/2020 | <0.005 | |
| 9/9/2020 | <0.005 | |
| 3/15/2021 | <0.005 | |
| 8/16/2021 | <0.005 | |
| 3/1/2022 | <0.005 | |
| 8/9/2022 | <0.005 | |
| 2/14/2023 | <0.005 | |
| 8/9/2023 | <0.005 | |
| 2/14/2024 | <0.005 | |
| 7/29/2024 | <0.005 | |
| 2/10/2025 | <0.005 | |
| 8/12/2025 | <0.005 | |
| 1/20/2026 | | <0.005 |

ND substitution: RL or RL/2 if <15% NDs.

# Prediction Limit

Constituent: Arsenic (mg/L) Analysis Run 3/31/2026 6:16 AM View: Appendix I

Plant Wansley Client: Southern Company Data: Wansley Landfill

| | GWA-29 | GWA-29 |
|---|---|---|
| 9/17/2011 | <0.005 | |
| 10/28/2011 | <0.005 | |
| 12/12/2011 | <0.005 | |
| 1/31/2012 | <0.005 | |
| 7/17/2012 | <0.005 | |
| 1/24/2013 | <0.005 | |
| 7/24/2013 | <0.005 | |
| 1/22/2014 | <0.005 | |
| 7/8/2014 | <0.005 | |
| 1/21/2015 | <0.005 | |
| 7/22/2015 | <0.005 | |
| 1/19/2016 | <0.005 | |
| 3/22/2016 | <0.005 | |
| 5/19/2016 | <0.005 | |
| 7/21/2016 | <0.005 | |
| 1/17/2017 | <0.005 | |
| 3/15/2017 | <0.005 | |
| 4/27/2017 | 0.00064 (J) | |
| 7/18/2017 | <0.005 | |
| 8/1/2017 | <0.005 | |
| 1/19/2018 | <0.005 | |
| 6/19/2018 | 0.00095 (J) | |
| 1/18/2019 | <0.005 | |
| 6/25/2019 | <0.005 | |
| 9/10/2019 | <0.005 | |
| 3/10/2020 | <0.005 | |
| 9/9/2020 | <0.005 | |
| 3/15/2021 | <0.005 | |
| 8/18/2021 | <0.005 | |
| 3/2/2022 | <0.005 | |
| 8/9/2022 | <0.005 | |
| 2/13/2023 | <0.005 | |
| 8/8/2023 | <0.005 | |
| 2/14/2024 | <0.005 | |
| 7/30/2024 | <0.005 | |
| 2/11/2025 | <0.005 | |
| 8/12/2025 | <0.005 | |
| 1/20/2026 | | <0.005 |

ND substitution: RL or RL/2 if <15% NDs.

# Prediction Limit

Constituent: Arsenic (mg/L) Analysis Run 3/31/2026 6:16 AM View: Appendix I

Plant Wansley Client: Southern Company Data: Wansley Landfill

| | GWC-5 | GWC-5 |
|---|---|---|
| 8/31/2011 | <0.005 | |
| 10/27/2011 | <0.005 | |
| 12/5/2011 | <0.005 | |
| 1/25/2012 | <0.005 | |
| 7/18/2012 | <0.005 | |
| 1/9/2013 | <0.005 | |
| 7/17/2013 | <0.005 | |
| 1/15/2014 | <0.005 | |
| 6/25/2014 | <0.005 | |
| 1/13/2015 | <0.005 | |
| 7/24/2015 | <0.005 | |
| 1/20/2016 | <0.005 | |
| 3/28/2016 | <0.005 | |
| 5/23/2016 | <0.005 | |
| 7/21/2016 | <0.005 | |
| 9/15/2016 | <0.005 | |
| 11/15/2016 | <0.005 | |
| 1/26/2017 | <0.005 | |
| 3/22/2017 | <0.005 | |
| 5/2/2017 | <0.005 | |
| 8/3/2017 | <0.005 | |
| 1/23/2018 | 0.0014 | |
| 6/25/2018 | <0.005 | |
| 1/30/2019 | <0.005 | |
| 6/26/2019 | <0.005 | |
| 9/12/2019 | <0.005 | |
| 3/16/2020 | <0.005 | |
| 9/9/2020 | <0.005 | |
| 3/17/2021 | <0.005 | |
| 8/19/2021 | <0.005 | |
| 3/2/2022 | <0.005 | |
| 8/11/2022 | <0.005 | |
| 2/20/2023 | <0.005 | |
| 8/14/2023 | <0.005 | |
| 2/14/2024 | <0.005 | |
| 7/31/2024 | <0.005 | |
| 2/14/2025 | <0.005 | |
| 8/18/2025 | <0.005 | |
| 1/21/2026 | | <0.005 |

ND substitution: RL or RL/2 if <15% NDs.

# Prediction Limit

Constituent: Arsenic (mg/L) Analysis Run 3/31/2026 6:16 AM View: Appendix I

Plant Wansley Client: Southern Company Data: Wansley Landfill

| | GWC-6 | GWC-6 |
|---|---|---|
| 8/31/2011 | <0.005 | |
| 10/30/2011 | <0.005 | |
| 12/5/2011 | <0.005 | |
| 1/25/2012 | <0.005 | |
| 7/24/2012 | <0.005 | |
| 1/8/2013 | <0.005 | |
| 7/9/2013 | <0.005 | |
| 1/15/2014 | <0.005 | |
| 6/25/2014 | <0.005 | |
| 1/20/2015 | <0.005 | |
| 7/24/2015 | <0.005 | |
| 1/20/2016 | <0.005 | |
| 3/28/2016 | <0.005 | |
| 5/24/2016 | <0.005 | |
| 7/21/2016 | <0.005 | |
| 9/15/2016 | <0.005 | |
| 11/16/2016 | <0.005 | |
| 1/26/2017 | <0.005 | |
| 3/22/2017 | <0.005 | |
| 5/2/2017 | <0.005 | |
| 8/3/2017 | <0.005 | |
| 1/23/2018 | 0.00075 (J) | |
| 6/25/2018 | <0.005 | |
| 1/30/2019 | <0.005 | |
| 6/26/2019 | <0.005 | |
| 9/12/2019 | <0.005 | |
| 3/16/2020 | <0.005 | |
| 9/11/2020 | <0.005 | |
| 3/17/2021 | <0.005 | |
| 8/18/2021 | <0.005 | |
| 3/2/2022 | <0.005 | |
| 8/11/2022 | <0.005 | |
| 2/20/2023 | <0.005 | |
| 8/14/2023 | <0.005 | |
| 2/14/2024 | <0.005 | |
| 8/1/2024 | <0.005 | |
| 2/18/2025 | <0.005 | |
| 8/15/2025 | <0.005 | |
| 1/20/2026 | | <0.005 |

ND substitution: RL or RL/2 if <15% NDs.

# Prediction Limit

Constituent: Arsenic (mg/L) Analysis Run 3/31/2026 6:16 AM View: Appendix I

Plant Wansley Client: Southern Company Data: Wansley Landfill

| | GWC-7 | GWC-7 |
|---|---|---|
| 9/7/2011 | <0.005 | |
| 10/30/2011 | <0.005 | |
| 12/5/2011 | <0.005 | |
| 1/25/2012 | <0.005 | |
| 7/18/2012 | <0.005 | |
| 1/7/2013 | <0.005 | |
| 7/9/2013 | <0.005 | |
| 1/14/2014 | <0.005 | |
| 6/24/2014 | <0.005 | |
| 1/20/2015 | <0.005 | |
| 7/27/2015 | <0.005 | |
| 1/26/2016 | <0.005 | |
| 3/29/2016 | <0.005 | |
| 5/24/2016 | <0.005 | |
| 7/22/2016 | 0.00049 (J) | |
| 9/15/2016 | <0.005 | |
| 11/16/2016 | <0.005 | |
| 1/26/2017 | <0.005 | |
| 3/22/2017 | <0.005 | |
| 5/2/2017 | <0.005 | |
| 8/4/2017 | <0.005 | |
| 1/23/2018 | 0.0012 (J) | |
| 6/25/2018 | <0.005 | |
| 1/21/2019 | <0.005 | |
| 6/25/2019 | 0.00035 (J) | |
| 9/10/2019 | <0.005 | |
| 3/12/2020 | <0.005 | |
| 9/14/2020 | <0.005 | |
| 3/16/2021 | <0.005 | |
| 8/19/2021 | <0.005 | |
| 3/2/2022 | <0.005 | |
| 8/11/2022 | <0.005 | |
| 2/21/2023 | <0.005 | |
| 8/9/2023 | <0.005 | |
| 2/21/2024 | <0.005 | |
| 8/1/2024 | <0.005 | |
| 2/13/2025 | <0.005 | |
| 8/18/2025 | <0.005 | |
| 1/22/2026 | | <0.005 |

ND substitution: RL or RL/2 if <15% NDs.

# Prediction Limit

Constituent: Arsenic (mg/L) Analysis Run 3/31/2026 6:16 AM View: Appendix I

Plant Wansley Client: Southern Company Data: Wansley Landfill

| | GWC-8 | GWC-8 |
|---|---|---|
| 9/7/2011 | <0.005 | |
| 10/30/2011 | <0.005 | |
| 12/5/2011 | <0.005 | |
| 1/19/2012 | <0.005 | |
| 7/18/2012 | <0.005 | |
| 1/7/2013 | <0.005 | |
| 7/9/2013 | <0.005 | |
| 1/14/2014 | <0.005 | |
| 6/24/2014 | <0.005 | |
| 1/20/2015 | <0.005 | |
| 7/27/2015 | <0.005 | |
| 1/26/2016 | <0.005 | |
| 3/29/2016 | <0.005 | |
| 5/24/2016 | <0.005 | |
| 7/26/2016 | <0.005 | |
| 9/19/2016 | <0.005 | |
| 11/16/2016 | <0.005 | |
| 1/26/2017 | <0.005 | |
| 3/23/2017 | <0.005 | |
| 5/3/2017 | <0.005 | |
| 8/7/2017 | <0.005 | |
| 1/24/2018 | <0.005 | |
| 6/21/2018 | 0.00052 (J) | |
| 1/22/2019 | <0.005 | |
| 6/25/2019 | 0.00045 (J) | |
| 9/10/2019 | 0.00043 (J) | |
| 3/12/2020 | 0.00049 (J) | |
| 9/14/2020 | <0.005 | |
| 3/16/2021 | <0.005 | |
| 8/20/2021 | <0.005 | |
| 3/2/2022 | <0.005 | |
| 8/11/2022 | <0.005 | |
| 2/15/2023 | <0.005 | |
| 8/9/2023 | <0.005 | |
| 2/21/2024 | <0.005 | |
| 7/30/2024 | <0.005 | |
| 2/13/2025 | <0.005 | |
| 8/13/2025 | <0.005 | |
| 1/22/2026 | | <0.005 |

ND substitution: RL or RL/2 if <15% NDs.

# Prediction Limit

Constituent: Arsenic (mg/L) Analysis Run 3/31/2026 6:16 AM View: Appendix I

Plant Wansley Client: Southern Company Data: Wansley Landfill

| | GWC-9 | GWC-9 |
|---|---|---|
| 9/7/2011 | <0.005 | |
| 10/30/2011 | <0.005 | |
| 12/4/2011 | <0.005 | |
| 1/19/2012 | <0.005 | |
| 7/18/2012 | <0.005 | |
| 1/8/2013 | <0.005 | |
| 7/9/2013 | <0.005 | |
| 1/14/2014 | <0.005 | |
| 6/24/2014 | <0.005 | |
| 1/20/2015 | <0.005 | |
| 7/27/2015 | <0.005 | |
| 1/26/2016 | <0.005 | |
| 3/29/2016 | <0.005 | |
| 5/24/2016 | <0.005 | |
| 7/25/2016 | 0.00046 (J) | |
| 9/19/2016 | <0.005 | |
| 11/16/2016 | <0.005 | |
| 1/31/2017 | 0.0011 (J) | |
| 3/23/2017 | 0.00076 (J) | |
| 5/2/2017 | <0.005 | |
| 8/7/2017 | 0.00052 (J) | |
| 1/24/2018 | <0.005 | |
| 6/21/2018 | 0.00095 (J) | |
| 1/22/2019 | 0.00059 (J) | |
| 6/25/2019 | 0.00086 (J) | |
| 9/16/2019 | 0.00069 (J) | |
| 3/16/2020 | 0.00065 (J) | |
| 9/11/2020 | 0.0008 (J) | |
| 3/16/2021 | <0.005 | |
| 8/25/2021 | 0.00045 (J) | |
| 3/9/2022 | <0.005 | |
| 8/16/2022 | 0.00092 (J) | |
| 2/15/2023 | <0.005 | |
| 8/9/2023 | <0.005 | |
| 2/19/2024 | <0.005 | |
| 7/31/2024 | 0.0009 (J) | |
| 2/18/2025 | <0.005 | |
| 8/13/2025 | <0.005 | |
| 1/22/2026 | | <0.005 |

ND substitution: RL or RL/2 if <15% NDs.

# Prediction Limit

Constituent: Arsenic (mg/L) Analysis Run 3/31/2026 6:16 AM View: Appendix I

Plant Wansley Client: Southern Company Data: Wansley Landfill

| | GWC-11 | GWC-11 |
|---|---|---|
| 9/13/2011 | <0.005 | |
| 10/28/2011 | <0.005 | |
| 12/4/2011 | <0.005 | |
| 2/9/2012 | <0.005 | |
| 7/18/2012 | <0.005 | |
| 1/8/2013 | <0.005 | |
| 7/9/2013 | <0.005 | |
| 1/15/2014 | <0.005 | |
| 6/25/2014 | <0.005 | |
| 1/21/2015 | <0.005 | |
| 7/28/2015 | <0.005 | |
| 1/26/2016 | <0.005 | |
| 3/29/2016 | 0.00165 (J) | |
| 5/25/2016 | 0.00191 (J) | |
| 7/25/2016 | 0.0016 | |
| 9/19/2016 | 0.0021 | |
| 11/16/2016 | 0.0012 (J) | |
| 1/31/2017 | 0.001 (J) | |
| 3/23/2017 | 0.00076 (J) | |
| 5/2/2017 | 0.0012 (J) | |
| 8/7/2017 | 0.0018 | |
| 10/13/2017 | 0.0028 | |
| 1/24/2018 | 0.0011 (J) | |
| 6/20/2018 | 0.002 | |
| 1/24/2019 | 0.00065 (J) | |
| 6/26/2019 | 0.0015 | |
| 9/16/2019 | 0.0018 | |
| 3/16/2020 | 0.0009 (J) | |
| 9/10/2020 | 0.0014 | |
| 3/17/2021 | 0.0012 | |
| 8/23/2021 | 0.0014 | |
| 3/7/2022 | 0.00088 (J) | |
| 8/15/2022 | 0.0013 | |
| 2/21/2023 | <0.005 | |
| 8/14/2023 | 0.0013 | |
| 2/14/2024 | 0.0012 | |
| 8/6/2024 | 0.0014 | |
| 2/18/2025 | 0.001 | |
| 8/18/2025 | 0.002 (J) | |
| 1/21/2026 | | <0.005 |

ND substitution: RL or RL/2 if <15% NDs.

# Prediction Limit

Constituent: Arsenic (mg/L) Analysis Run 3/31/2026 6:16 AM View: Appendix I

Plant Wansley Client: Southern Company Data: Wansley Landfill

| | GWC-12 | GWC-12 |
|---|---|---|
| 9/13/2011 | <0.005 | |
| 10/28/2011 | <0.005 | |
| 12/4/2011 | <0.005 | |
| 1/24/2012 | <0.005 | |
| 7/11/2012 | <0.005 | |
| 1/8/2013 | <0.005 | |
| 7/10/2013 | <0.005 | |
| 1/21/2014 | <0.005 | |
| 7/1/2014 | <0.005 | |
| 1/21/2015 | <0.005 | |
| 7/28/2015 | <0.005 | |
| 1/26/2016 | <0.005 | |
| 3/29/2016 | <0.005 | |
| 5/25/2016 | <0.005 | |
| 7/22/2016 | 0.00047 (J) | |
| 9/15/2016 | <0.005 | |
| 11/16/2016 | <0.005 | |
| 1/31/2017 | <0.005 | |
| 3/23/2017 | <0.005 | |
| 5/3/2017 | 0.0024 (O) | |
| 8/7/2017 | <0.005 | |
| 1/24/2018 | <0.005 | |
| 6/26/2018 | <0.005 | |
| 1/25/2019 | <0.005 | |
| 6/26/2019 | <0.005 | |
| 9/11/2019 | 0.00036 (J) | |
| 3/18/2020 | 0.00061 (J) | |
| 9/10/2020 | <0.005 | |
| 3/16/2021 | 0.00041 (J) | |
| 8/19/2021 | <0.005 | |
| 3/7/2022 | 0.0005 (J) | |
| 8/16/2022 | <0.005 | |
| 2/15/2023 | <0.005 | |
| 8/14/2023 | <0.005 | |
| 2/20/2024 | <0.005 | |
| 8/6/2024 | <0.005 | |
| 2/17/2025 | <0.005 | |
| 8/18/2025 | <0.005 | |
| 1/21/2026 | | <0.005 |

ND substitution: RL or RL/2 if <15% NDs.

# Prediction Limit

Constituent: Arsenic (mg/L) Analysis Run 3/31/2026 6:16 AM View: Appendix I

Plant Wansley Client: Southern Company Data: Wansley Landfill

| | GWC-13 | GWC-13 |
|---|---|---|
| 9/13/2011 | <0.005 | |
| 10/28/2011 | <0.005 | |
| 12/4/2011 | <0.005 | |
| 1/24/2012 | <0.005 | |
| 7/11/2012 | <0.005 | |
| 1/8/2013 | <0.005 | |
| 7/10/2013 | <0.005 | |
| 1/21/2014 | <0.005 | |
| 7/1/2014 | <0.005 | |
| 1/21/2015 | <0.005 | |
| 7/28/2015 | <0.005 | |
| 1/27/2016 | <0.005 | |
| 3/29/2016 | <0.005 | |
| 5/25/2016 | <0.005 | |
| 7/26/2016 | <0.005 | |
| 9/15/2016 | <0.005 | |
| 11/17/2016 | <0.005 | |
| 1/31/2017 | <0.005 | |
| 3/23/2017 | 0.00067 (J) | |
| 5/3/2017 | <0.005 | |
| 8/4/2017 | <0.005 | |
| 1/25/2018 | <0.005 | |
| 6/20/2018 | 0.0012 (J) | |
| 1/22/2019 | <0.005 | |
| 6/25/2019 | <0.005 | |
| 9/12/2019 | <0.005 | |
| 3/12/2020 | <0.005 | |
| 9/10/2020 | <0.005 | |
| 3/17/2021 | <0.005 | |
| 8/23/2021 | <0.005 | |
| 3/8/2022 | <0.005 | |
| 8/15/2022 | <0.005 | |
| 2/21/2023 | <0.005 | |
| 8/16/2023 | <0.005 | |
| 2/19/2024 | <0.005 | |
| 8/5/2024 | <0.005 | |
| 2/18/2025 | <0.005 | |
| 8/19/2025 | <0.005 | |
| 1/21/2026 | | <0.005 |

ND substitution: RL or RL/2 if <15% NDs.

# Prediction Limit

Constituent: Arsenic (mg/L) Analysis Run 3/31/2026 6:16 AM View: Appendix I

Plant Wansley Client: Southern Company Data: Wansley Landfill

| | GWC-14 | GWC-14 |
|---|---|---|
| 9/13/2011 | <0.005 | |
| 10/27/2011 | <0.005 | |
| 12/3/2011 | <0.005 | |
| 1/24/2012 | <0.005 | |
| 7/11/2012 | <0.005 | |
| 1/8/2013 | <0.005 | |
| 7/10/2013 | <0.005 | |
| 1/21/2014 | <0.005 | |
| 7/1/2014 | <0.005 | |
| 1/14/2015 | <0.005 | |
| 7/22/2015 | <0.005 | |
| 1/27/2016 | <0.005 | |
| 3/30/2016 | <0.005 | |
| 5/25/2016 | <0.005 | |
| 7/26/2016 | 0.00096 (J) | |
| 9/15/2016 | <0.005 | |
| 11/17/2016 | <0.005 | |
| 2/1/2017 | <0.005 | |
| 3/23/2017 | <0.005 | |
| 5/3/2017 | <0.005 | |
| 8/7/2017 | <0.005 | |
| 1/25/2018 | <0.005 | |
| 6/20/2018 | <0.005 | |
| 1/22/2019 | 0.00041 (J) | |
| 6/25/2019 | 0.00048 (J) | |
| 9/12/2019 | <0.005 | |
| 3/17/2020 | 0.00031 (J) | |
| 9/10/2020 | <0.005 | |
| 3/17/2021 | <0.005 | |
| 8/23/2021 | <0.005 | |
| 3/7/2022 | <0.005 | |
| 8/16/2022 | <0.005 | |
| 2/17/2023 | <0.005 | |
| 8/14/2023 | 0.00088 (J) | |
| 2/19/2024 | <0.005 | |
| 8/6/2024 | <0.005 | |
| 2/17/2025 | <0.005 | |
| 8/19/2025 | <0.005 | |
| 1/20/2026 | | <0.005 |

ND substitution: RL or RL/2 if <15% NDs.

# Prediction Limit

Constituent: Arsenic (mg/L) Analysis Run 3/31/2026 6:17 AM View: Appendix I

Plant Wansley Client: Southern Company Data: Wansley Landfill

| | GWC-16 | GWC-16 |
|---|---|---|
| 8/30/2011 | <0.005 | |
| 10/26/2011 | <0.005 | |
| 12/3/2011 | <0.005 | |
| 1/25/2012 | <0.005 | |
| 7/11/2012 | <0.005 | |
| 1/8/2013 | <0.005 | |
| 7/2/2013 | <0.005 | |
| 1/14/2014 | <0.005 | |
| 6/25/2014 | <0.005 | |
| 1/13/2015 | <0.005 | |
| 7/22/2015 | <0.005 | |
| 1/27/2016 | <0.005 | |
| 3/30/2016 | <0.005 | |
| 5/25/2016 | <0.005 | |
| 7/27/2016 | <0.005 | |
| 9/16/2016 | <0.005 | |
| 11/17/2016 | <0.005 | |
| 2/1/2017 | <0.005 | |
| 3/24/2017 | <0.005 | |
| 5/3/2017 | <0.005 | |
| 8/7/2017 | <0.005 | |
| 1/25/2018 | <0.005 | |
| 6/20/2018 | 0.00084 (J) | |
| 1/25/2019 | <0.005 | |
| 6/25/2019 | <0.005 | |
| 9/11/2019 | <0.005 | |
| 3/17/2020 | <0.005 | |
| 9/11/2020 | <0.005 | |
| 3/17/2021 | <0.005 | |
| 8/20/2021 | <0.005 | |
| 3/8/2022 | <0.005 | |
| 8/16/2022 | <0.005 | |
| 2/20/2023 | <0.005 | |
| 8/14/2023 | <0.005 | |
| 2/21/2024 | <0.005 | |
| 8/5/2024 | <0.005 | |
| 2/11/2025 | <0.005 | |
| 8/15/2025 | <0.005 | |
| 1/21/2026 | | <0.005 |

ND substitution: RL or RL/2 if <15% NDs.

# Prediction Limit

Constituent: Arsenic (mg/L) Analysis Run 3/31/2026 6:17 AM View: Appendix I

Plant Wansley Client: Southern Company Data: Wansley Landfill

| | GWC-17 | GWC-17 |
|---|---|---|
| 8/30/2011 | <0.005 | |
| 10/26/2011 | <0.005 | |
| 12/3/2011 | <0.005 | |
| 1/25/2012 | <0.005 | |
| 7/11/2012 | <0.005 | |
| 1/8/2013 | <0.005 | |
| 7/16/2013 | <0.005 | |
| 1/14/2014 | <0.005 | |
| 6/25/2014 | <0.005 | |
| 1/14/2015 | <0.005 | |
| 7/28/2015 | <0.005 | |
| 1/27/2016 | <0.005 | |
| 3/30/2016 | <0.005 | |
| 5/25/2016 | <0.005 | |
| 7/27/2016 | <0.005 | |
| 9/19/2016 | <0.005 | |
| 11/17/2016 | <0.005 | |
| 2/1/2017 | <0.005 | |
| 3/24/2017 | <0.005 | |
| 5/3/2017 | <0.005 | |
| 8/7/2017 | <0.005 | |
| 1/25/2018 | <0.005 | |
| 6/26/2018 | <0.005 | |
| 1/24/2019 | <0.005 | |
| 6/25/2019 | 0.00038 (J) | |
| 9/11/2019 | <0.005 | |
| 3/17/2020 | <0.005 | |
| 9/14/2020 | <0.005 | |
| 3/16/2021 | <0.005 | |
| 8/20/2021 | <0.005 | |
| 3/8/2022 | <0.005 | |
| 8/11/2022 | <0.005 | |
| 2/20/2023 | <0.005 | |
| 8/10/2023 | <0.005 | |
| 2/20/2024 | <0.005 | |
| 8/7/2024 | 0.001 | |
| 2/13/2025 | <0.005 | |
| 8/13/2025 | <0.005 | |
| 1/21/2026 | | <0.005 |

ND substitution: RL or RL/2 if <15% NDs.

# Prediction Limit

Constituent: Arsenic (mg/L) Analysis Run 3/31/2026 6:17 AM View: Appendix I

Plant Wansley Client: Southern Company Data: Wansley Landfill

| | GWC-18 | GWC-18 |
|---|---|---|
| 8/30/2011 | <0.005 | |
| 10/26/2011 | <0.005 | |
| 12/3/2011 | <0.005 | |
| 2/9/2012 | <0.005 | |
| 7/11/2012 | <0.005 | |
| 1/8/2013 | <0.005 | |
| 7/16/2013 | <0.005 | |
| 1/14/2014 | <0.005 | |
| 6/24/2014 | <0.005 | |
| 1/13/2015 | <0.005 | |
| 7/23/2015 | <0.005 | |
| 1/27/2016 | <0.005 | |
| 3/30/2016 | <0.005 | |
| 5/26/2016 | <0.005 | |
| 7/25/2016 | 0.00056 (J) | |
| 9/19/2016 | <0.005 | |
| 11/17/2016 | <0.005 | |
| 2/1/2017 | <0.005 | |
| 3/24/2017 | <0.005 | |
| 5/3/2017 | <0.005 | |
| 8/7/2017 | <0.005 | |
| 1/25/2018 | <0.005 | |
| 6/21/2018 | 0.001 (J) | |
| 1/28/2019 | <0.005 | |
| 6/27/2019 | <0.005 | |
| 9/11/2019 | <0.005 | |
| 3/17/2020 | <0.005 | |
| 9/14/2020 | <0.005 | |
| 3/16/2021 | <0.005 | |
| 8/24/2021 | <0.005 | |
| 3/8/2022 | <0.005 | |
| 8/11/2022 | <0.005 | |
| 2/20/2023 | <0.005 | |
| 8/9/2023 | <0.005 | |
| 2/21/2024 | <0.005 | |
| 8/7/2024 | <0.005 | |
| 2/13/2025 | <0.005 | |
| 8/13/2025 | <0.005 | |
| 1/21/2026 | | <0.005 |

ND substitution: RL or RL/2 if <15% NDs.

# Prediction Limit

Constituent: Arsenic (mg/L) Analysis Run 3/31/2026 6:17 AM View: Appendix I

Plant Wansley Client: Southern Company Data: Wansley Landfill

| | GWC-19 | GWC-19 |
|---|---|---|
| 8/30/2011 | <0.005 | |
| 10/26/2011 | <0.005 | |
| 12/3/2011 | <0.005 | |
| 2/8/2012 | <0.005 | |
| 7/11/2012 | <0.005 | |
| 1/8/2013 | <0.005 | |
| 7/16/2013 | <0.005 | |
| 1/21/2014 | <0.005 | |
| 6/24/2014 | <0.005 | |
| 1/13/2015 | <0.005 | |
| 7/23/2015 | <0.005 | |
| 1/27/2016 | <0.005 | |
| 3/30/2016 | <0.005 | |
| 5/26/2016 | <0.005 | |
| 7/25/2016 | <0.005 | |
| 9/19/2016 | <0.005 | |
| 11/17/2016 | <0.005 | |
| 2/2/2017 | <0.005 | |
| 3/24/2017 | <0.005 | |
| 5/3/2017 | <0.005 | |
| 8/7/2017 | <0.005 | |
| 1/25/2018 | <0.005 | |
| 6/21/2018 | 0.0013 | |
| 1/28/2019 | <0.005 | |
| 6/26/2019 | <0.005 | |
| 9/12/2019 | <0.005 | |
| 3/18/2020 | <0.005 | |
| 9/15/2020 | <0.005 | |
| 3/17/2021 | 0.00031 (J) | |
| 8/24/2021 | <0.005 | |
| 3/8/2022 | <0.005 | |
| 8/11/2022 | <0.005 | |
| 2/21/2023 | <0.005 | |
| 8/9/2023 | <0.005 | |
| 2/21/2024 | <0.005 | |
| 8/6/2024 | <0.005 | |
| 2/14/2025 | <0.005 | |
| 8/13/2025 | <0.005 | |
| 1/21/2026 | | <0.005 |

ND substitution: RL or RL/2 if <15% NDs.

# Prediction Limit

Constituent: Arsenic (mg/L) Analysis Run 3/31/2026 6:17 AM View: Appendix I

Plant Wansley Client: Southern Company Data: Wansley Landfill

| | GWC-20 | GWC-20 |
|---|---|---|
| 8/31/2011 | <0.005 | |
| 10/27/2011 | <0.005 | |
| 12/4/2011 | <0.005 | |
| 2/8/2012 | <0.005 | |
| 7/11/2012 | <0.005 | |
| 1/8/2013 | <0.005 | |
| 7/16/2013 | <0.005 | |
| 1/21/2014 | <0.005 | |
| 6/24/2014 | <0.005 | |
| 1/13/2015 | <0.005 | |
| 7/23/2015 | <0.005 | |
| 1/27/2016 | <0.005 | |
| 3/30/2016 | <0.005 | |
| 5/26/2016 | <0.005 | |
| 7/25/2016 | <0.005 | |
| 9/20/2016 | <0.005 | |
| 11/17/2016 | <0.005 | |
| 2/2/2017 | <0.005 | |
| 3/28/2017 | <0.005 | |
| 5/4/2017 | <0.005 | |
| 8/7/2017 | <0.005 | |
| 1/26/2018 | <0.005 | |
| 6/21/2018 | 0.00049 (J) | |
| 1/28/2019 | <0.005 | |
| 6/25/2019 | <0.005 | |
| 9/11/2019 | <0.005 | |
| 3/18/2020 | <0.005 | |
| 9/15/2020 | <0.005 | |
| 3/16/2021 | 0.00039 (J) | |
| 8/24/2021 | <0.005 | |
| 3/7/2022 | <0.005 | |
| 8/16/2022 | <0.005 | |
| 2/22/2023 | <0.005 | |
| 8/9/2023 | <0.005 | |
| 2/20/2024 | <0.005 | |
| 8/2/2024 | <0.005 | |
| 2/14/2025 | <0.005 | |
| 8/12/2025 | <0.005 | |
| 1/21/2026 | | <0.005 |

ND substitution: RL or RL/2 if <15% NDs.

# Prediction Limit

Constituent: Arsenic (mg/L) Analysis Run 3/31/2026 6:17 AM View: Appendix I

Plant Wansley Client: Southern Company Data: Wansley Landfill

| | GWC-21 | GWC-21 |
|---|---|---|
| 8/31/2011 | <0.005 | |
| 10/27/2011 | <0.005 | |
| 12/4/2011 | <0.005 | |
| 2/8/2012 | <0.005 | |
| 7/17/2012 | <0.005 | |
| 1/9/2013 | <0.005 | |
| 7/16/2013 | <0.005 | |
| 1/21/2014 | <0.005 | |
| 6/24/2014 | <0.005 | |
| 1/13/2015 | <0.005 | |
| 7/23/2015 | <0.005 | |
| 1/26/2016 | <0.005 | |
| 3/30/2016 | <0.005 | |
| 5/26/2016 | <0.005 | |
| 7/26/2016 | <0.005 | |
| 9/20/2016 | <0.005 | |
| 11/17/2016 | <0.005 | |
| 2/2/2017 | <0.005 | |
| 3/28/2017 | <0.005 | |
| 5/4/2017 | <0.005 | |
| 8/7/2017 | <0.005 | |
| 1/26/2018 | <0.005 | |
| 6/20/2018 | <0.005 | |
| 1/24/2019 | <0.005 | |
| 6/25/2019 | 0.00037 (J) | |
| 9/11/2019 | 0.00047 (J) | |
| 3/18/2020 | <0.005 | |
| 9/15/2020 | <0.005 | |
| 3/16/2021 | <0.005 | |
| 8/19/2021 | <0.005 | |
| 3/7/2022 | <0.005 | |
| 8/16/2022 | <0.005 | |
| 2/21/2023 | <0.005 | |
| 8/9/2023 | <0.005 | |
| 2/19/2024 | <0.005 | |
| 7/30/2024 | <0.005 | |
| 2/11/2025 | <0.005 | |
| 8/12/2025 | <0.005 | |
| 1/20/2026 | | <0.005 |

ND substitution: RL or RL/2 if <15% NDs.

# Prediction Limit

Constituent: Arsenic (mg/L) Analysis Run 3/31/2026 6:17 AM View: Appendix I

Plant Wansley Client: Southern Company Data: Wansley Landfill

| | GWC-22 | GWC-22 |
|---|---|---|
| 9/15/2011 | <0.005 | |
| 10/29/2011 | <0.005 | |
| 12/13/2011 | <0.005 | |
| 1/25/2012 | <0.005 | |
| 7/18/2012 | <0.005 | |
| 1/22/2013 | <0.005 | |
| 7/16/2013 | <0.005 | |
| 1/21/2014 | <0.005 | |
| 6/25/2014 | <0.005 | |
| 1/14/2015 | <0.005 | |
| 7/23/2015 | <0.005 | |
| 1/26/2016 | <0.005 | |
| 3/31/2016 | <0.005 | |
| 5/26/2016 | <0.005 | |
| 7/26/2016 | <0.005 | |
| 9/20/2016 | <0.005 | |
| 11/17/2016 | <0.005 | |
| 2/3/2017 | <0.005 | |
| 3/28/2017 | <0.005 | |
| 5/3/2017 | <0.005 | |
| 8/8/2017 | <0.005 | |
| 1/25/2018 | <0.005 | |
| 6/20/2018 | 0.00073 (J) | |
| 1/24/2019 | <0.005 | |
| 6/25/2019 | <0.005 | |
| 9/10/2019 | <0.005 | |
| 3/18/2020 | 0.00058 (J) | |
| 9/10/2020 | <0.005 | |
| 3/15/2021 | <0.005 | |
| 8/19/2021 | <0.005 | |
| 3/8/2022 | <0.005 | |
| 8/17/2022 | <0.005 | |
| 2/14/2023 | <0.005 | |
| 8/14/2023 | <0.005 | |
| 2/14/2024 | <0.005 | |
| 8/6/2024 | <0.005 | |
| 2/11/2025 | <0.005 | |
| 8/12/2025 | <0.005 | |
| 1/20/2026 | | <0.005 |

ND substitution: RL or RL/2 if <15% NDs.

# Prediction Limit

Constituent: Arsenic (mg/L) Analysis Run 3/31/2026 6:17 AM View: Appendix I

Plant Wansley Client: Southern Company Data: Wansley Landfill

| | GWC-23 | GWC-23 |
|---|---|---|
| 9/16/2011 | <0.005 | |
| 10/29/2011 | <0.005 | |
| 12/13/2011 | <0.005 | |
| 1/31/2012 | <0.005 | |
| 7/18/2012 | <0.005 | |
| 1/22/2013 | <0.005 | |
| 7/23/2013 | <0.005 | |
| 1/22/2014 | <0.005 | |
| 7/1/2014 | <0.005 | |
| 1/22/2015 | <0.005 | |
| 7/29/2015 | <0.005 | |
| 1/21/2016 | <0.005 | |
| 3/29/2016 | <0.005 | |
| 5/25/2016 | <0.005 | |
| 7/27/2016 | <0.005 | |
| 9/20/2016 | <0.005 | |
| 11/18/2016 | <0.005 | |
| 2/3/2017 | <0.005 | |
| 3/28/2017 | <0.005 | |
| 5/4/2017 | <0.005 | |
| 8/8/2017 | <0.005 | |
| 1/25/2018 | <0.005 | |
| 6/20/2018 | 0.00086 (J) | |
| 1/25/2019 | <0.005 | |
| 6/26/2019 | <0.005 | |
| 9/12/2019 | <0.005 | |
| 3/18/2020 | <0.005 | |
| 9/10/2020 | <0.005 | |
| 3/18/2021 | 0.00038 (J) | |
| 8/23/2021 | <0.005 | |
| 3/9/2022 | <0.005 | |
| 8/16/2022 | <0.005 | |
| 2/21/2023 | <0.005 | |
| 8/15/2023 | <0.005 | |
| 2/19/2024 | <0.005 | |
| 7/30/2024 | <0.005 | |
| 2/11/2025 | <0.005 | |
| 8/12/2025 | <0.005 | |
| 1/22/2026 | | <0.005 |

ND substitution: RL or RL/2 if <15% NDs.

# Prediction Limit

Constituent: Arsenic (mg/L) Analysis Run 3/31/2026 6:17 AM View: Appendix I

Plant Wansley Client: Southern Company Data: Wansley Landfill

| | GWC-24 | GWC-24 |
|---|---|---|
| 7/8/2014 | <0.005 | |
| 7/31/2015 | <0.005 | |
| 1/20/2016 | <0.005 | |
| 3/30/2016 | <0.005 | |
| 5/25/2016 | <0.005 | |
| 7/27/2016 | <0.005 | |
| 9/16/2016 | <0.005 | |
| 11/18/2016 | 0.00055 (J) | |
| 2/3/2017 | <0.005 | |
| 3/29/2017 | <0.005 | |
| 5/4/2017 | <0.005 | |
| 8/8/2017 | <0.005 | |
| 1/25/2018 | <0.005 | |
| 6/27/2018 | <0.005 | |
| 1/31/2019 | <0.005 | |
| 6/26/2019 | <0.005 | |
| 9/11/2019 | <0.005 | |
| 3/12/2020 | <0.005 | |
| 9/15/2020 | <0.005 | |
| 3/18/2021 | <0.005 | |
| 8/19/2021 | <0.005 | |
| 3/10/2022 | <0.005 | |
| 8/18/2022 | <0.005 | |
| 2/16/2023 | <0.005 | |
| 8/16/2023 | <0.005 | |
| 2/22/2024 | <0.005 | |
| 8/6/2024 | <0.005 | |
| 2/14/2025 | <0.005 | |
| 8/14/2025 | <0.005 | |
| 1/21/2026 | | <0.005 |

ND substitution: RL or RL/2 if <15% NDs.

# Prediction Limit

Constituent: Arsenic (mg/L) Analysis Run 3/31/2026 6:17 AM View: Appendix I

Plant Wansley Client: Southern Company Data: Wansley Landfill

| | GWC-25 | GWC-25 |
|---|---|---|
| 9/17/2011 | <0.005 | |
| 10/31/2011 | <0.005 | |
| 12/14/2011 | <0.005 | |
| 2/7/2012 | <0.005 | |
| 7/17/2012 | <0.005 | |
| 7/24/2013 | <0.005 | |
| 1/23/2014 | <0.005 | |
| 7/8/2014 | <0.005 | |
| 1/21/2015 | <0.005 | |
| 7/30/2015 | <0.005 | |
| 1/21/2016 | <0.005 | |
| 3/28/2016 | <0.005 | |
| 5/25/2016 | <0.005 | |
| 7/27/2016 | <0.005 | |
| 9/19/2016 | <0.005 | |
| 11/15/2016 | <0.005 | |
| 1/24/2017 | 0.00061 (J) | |
| 3/23/2017 | <0.005 | |
| 5/2/2017 | 0.00085 (J) | |
| 8/3/2017 | <0.005 | |
| 1/25/2018 | <0.005 | |
| 6/27/2018 | <0.005 | |
| 1/24/2019 | <0.005 | |
| 6/25/2019 | <0.005 | |
| 9/11/2019 | 0.00041 (J) | |
| 3/12/2020 | <0.005 | |
| 9/14/2020 | <0.005 | |
| 3/17/2021 | <0.005 | |
| 8/19/2021 | <0.005 | |
| 3/8/2022 | <0.005 | |
| 8/10/2022 | <0.005 | |
| 2/21/2023 | <0.005 | |
| 8/15/2023 | <0.005 | |
| 2/21/2024 | <0.005 | |
| 8/1/2024 | <0.005 | |
| 2/14/2025 | <0.005 | |
| 8/13/2025 | <0.005 | |
| 1/21/2026 | | <0.005 |

ND substitution: RL or RL/2 if <15% NDs.

# Prediction Limit

Constituent: Arsenic (mg/L) Analysis Run 3/31/2026 6:17 AM View: Appendix I

Plant Wansley Client: Southern Company Data: Wansley Landfill

| | GWC-26 | GWC-26 |
|---|---|---|
| 9/17/2011 | <0.005 | |
| 10/29/2011 | <0.005 | |
| 12/14/2011 | <0.005 | |
| 2/7/2012 | <0.005 | |
| 7/17/2012 | <0.005 | |
| 1/24/2013 | <0.005 | |
| 7/24/2013 | <0.005 | |
| 1/23/2014 | <0.005 | |
| 7/8/2014 | <0.005 | |
| 1/21/2015 | <0.005 | |
| 7/31/2015 | <0.005 | |
| 1/25/2016 | <0.005 | |
| 3/24/2016 | <0.005 | |
| 5/25/2016 | <0.005 | |
| 7/26/2016 | <0.005 | |
| 9/19/2016 | <0.005 | |
| 11/14/2016 | <0.005 | |
| 1/19/2017 | <0.005 | |
| 3/16/2017 | <0.005 | |
| 5/1/2017 | <0.005 | |
| 8/3/2017 | <0.005 | |
| 1/22/2018 | 0.00054 (J) | |
| 6/27/2018 | <0.005 | |
| 1/24/2019 | <0.005 | |
| 6/25/2019 | <0.005 | |
| 9/12/2019 | <0.005 | |
| 3/13/2020 | <0.005 | |
| 9/15/2020 | <0.005 | |
| 3/17/2021 | <0.005 | |
| 8/19/2021 | <0.005 | |
| 3/9/2022 | <0.005 | |
| 8/10/2022 | <0.005 | |
| 2/21/2023 | <0.005 | |
| 8/16/2023 | <0.005 | |
| 2/20/2024 | <0.005 | |
| 8/2/2024 | <0.005 | |
| 2/13/2025 | <0.005 | |
| 8/13/2025 | <0.005 | |
| 1/22/2026 | | <0.005 |

ND substitution: RL or RL/2 if <15% NDs.

# Prediction Limit

Constituent: Arsenic (mg/L) Analysis Run 3/31/2026 6:17 AM View: Appendix I

Plant Wansley Client: Southern Company Data: Wansley Landfill

| | GWC-31 | GWC-31 |
|---|---|---|
| 9/17/2011 | <0.005 | |
| 10/31/2011 | <0.005 | |
| 2/7/2012 | <0.005 | |
| 1/23/2013 | <0.005 | |
| 1/23/2014 | <0.005 | |
| 7/1/2014 | <0.005 | |
| 1/21/2015 | <0.005 | |
| 1/25/2016 | <0.005 | |
| 3/30/2016 | <0.005 | |
| 5/25/2016 | <0.005 | |
| 7/27/2016 | 0.00055 (J) | |
| 1/25/2017 | <0.005 | |
| 3/23/2017 | <0.005 | |
| 5/2/2017 | <0.005 | |
| 7/19/2017 | 0.00055 (J) | |
| 8/4/2017 | <0.005 | |
| 1/23/2018 | 0.0012 (J) | |
| 6/27/2018 | <0.005 | |
| 1/31/2019 | <0.005 | |
| 6/26/2019 | <0.005 | |
| 9/11/2019 | 0.00032 (J) | |
| 3/17/2020 | <0.005 | |
| 9/11/2020 | <0.005 | |
| 3/16/2021 | <0.005 | |
| 8/25/2021 | <0.005 | |
| 3/10/2022 | <0.005 | |
| 8/16/2022 | <0.005 | |
| 2/22/2023 | <0.005 | |
| 8/16/2023 | <0.005 | |
| 2/21/2024 | <0.005 | |
| 8/2/2024 | 0.0011 | |
| 2/18/2025 | <0.005 | |
| 8/15/2025 | <0.005 | |
| 2/11/2026 | | <0.005 |

ND substitution: RL or RL/2 if <15% NDs.

# Prediction Limit

Constituent: Arsenic (mg/L) Analysis Run 3/31/2026 6:17 AM View: Appendix I

Plant Wansley Client: Southern Company Data: Wansley Landfill

| | GWC-32 | GWC-32 |
|---|---|---|
| 9/15/2011 | <0.005 | |
| 10/31/2011 | <0.005 | |
| 12/13/2011 | <0.005 | |
| 2/1/2012 | <0.005 | |
| 7/17/2012 | <0.005 | |
| 1/23/2013 | <0.005 | |
| 7/24/2013 | <0.005 | |
| 1/23/2014 | <0.005 | |
| 7/1/2014 | <0.005 | |
| 1/20/2015 | <0.005 | |
| 7/30/2015 | <0.005 | |
| 1/25/2016 | <0.005 | |
| 3/23/2016 | <0.005 | |
| 5/24/2016 | <0.005 | |
| 7/22/2016 | <0.005 | |
| 9/16/2016 | <0.005 | |
| 11/15/2016 | <0.005 | |
| 1/26/2017 | <0.005 | |
| 3/24/2017 | <0.005 | |
| 5/2/2017 | <0.005 | |
| 8/3/2017 | <0.005 | |
| 1/23/2018 | 0.00078 (J) | |
| 6/26/2018 | <0.005 | |
| 1/30/2019 | <0.005 | |
| 6/27/2019 | <0.005 | |
| 9/12/2019 | 0.00034 (J) | |
| 3/18/2020 | <0.005 | |
| 9/15/2020 | <0.005 | |
| 3/17/2021 | <0.005 | |
| 8/24/2021 | <0.005 | |
| 3/9/2022 | <0.005 | |
| 8/10/2022 | <0.005 | |
| 2/15/2023 | <0.005 | |
| 8/15/2023 | <0.005 | |
| 2/20/2024 | <0.005 | |
| 8/6/2024 | <0.005 | |
| 2/19/2025 | <0.005 | |
| 8/14/2025 | <0.005 | |
| 1/21/2026 | | <0.005 |

ND substitution: RL or RL/2 if <15% NDs.

# Prediction Limit

Constituent: Arsenic (mg/L) Analysis Run 3/31/2026 6:17 AM View: Appendix I

Plant Wansley Client: Southern Company Data: Wansley Landfill

| | GWC-33 | GWC-33 |
|---|---|---|
| 9/16/2011 | <0.005 | |
| 10/30/2011 | <0.005 | |
| 12/13/2011 | <0.005 | |
| 2/1/2012 | <0.005 | |
| 7/17/2012 | <0.005 | |
| 1/23/2013 | <0.005 | |
| 7/17/2013 | <0.005 | |
| 1/23/2014 | <0.005 | |
| 1/20/2015 | <0.005 | |
| 7/29/2015 | <0.005 | |
| 1/25/2016 | <0.005 | |
| 3/23/2016 | <0.005 | |
| 5/24/2016 | <0.005 | |
| 7/22/2016 | <0.005 | |
| 9/16/2016 | <0.005 | |
| 11/17/2016 | <0.005 | |
| 1/25/2017 | <0.005 | |
| 3/23/2017 | <0.005 | |
| 5/1/2017 | <0.005 | |
| 8/4/2017 | <0.005 | |
| 1/23/2018 | 0.0013 | |
| 6/26/2018 | <0.005 | |
| 1/30/2019 | <0.005 | |
| 6/26/2019 | <0.005 | |
| 9/12/2019 | <0.005 | |
| 3/12/2020 | <0.005 | |
| 9/16/2020 | <0.005 | |
| 3/18/2021 | <0.005 | |
| 8/24/2021 | <0.005 | |
| 3/9/2022 | <0.005 | |
| 8/15/2022 | <0.005 | |
| 2/20/2023 | <0.005 | |
| 8/15/2023 | <0.005 | |
| 2/20/2024 | <0.005 | |
| 7/31/2024 | <0.005 | |
| 2/19/2025 | <0.005 | |
| 8/19/2025 | <0.005 | |
| 1/22/2026 | | <0.005 |

ND substitution: RL or RL/2 if <15% NDs.

# Prediction Limit

Constituent: Arsenic (mg/L) Analysis Run 3/31/2026 6:17 AM View: Appendix I

Plant Wansley Client: Southern Company Data: Wansley Landfill

| | GWC-34 | GWC-34 |
|---|---|---|
| 9/16/2011 | <0.005 | |
| 10/31/2011 | <0.005 | |
| 12/12/2011 | <0.005 | |
| 2/1/2012 | <0.005 | |
| 7/16/2012 | <0.005 | |
| 1/22/2013 | <0.005 | |
| 7/17/2013 | <0.005 | |
| 1/23/2014 | <0.005 | |
| 6/25/2014 | <0.005 | |
| 1/14/2015 | <0.005 | |
| 7/29/2015 | <0.005 | |
| 1/21/2016 | <0.005 | |
| 3/24/2016 | <0.005 | |
| 5/23/2016 | <0.005 | |
| 7/21/2016 | <0.005 | |
| 9/15/2016 | <0.005 | |
| 11/15/2016 | <0.005 | |
| 1/25/2017 | <0.005 | |
| 3/22/2017 | <0.005 | |
| 5/1/2017 | <0.005 | |
| 8/3/2017 | <0.005 | |
| 1/23/2018 | 0.0012 (J) | |
| 6/20/2018 | 0.001 (J) | |
| 1/28/2019 | <0.005 | |
| 6/26/2019 | <0.005 | |
| 9/11/2019 | <0.005 | |
| 3/11/2020 | <0.005 | |
| 9/11/2020 | <0.005 | |
| 3/16/2021 | <0.005 | |
| 8/24/2021 | <0.005 | |
| 3/2/2022 | <0.005 | |
| 8/10/2022 | <0.005 | |
| 2/20/2023 | <0.005 | |
| 8/16/2023 | <0.005 | |
| 2/22/2024 | <0.005 | |
| 8/5/2024 | <0.005 | |
| 2/13/2025 | <0.005 | |
| 8/14/2025 | <0.005 | |
| 1/22/2026 | | <0.005 |

ND substitution: RL or RL/2 if <15% NDs.

# Prediction Limit

Constituent: Arsenic (mg/L) Analysis Run 3/31/2026 6:17 AM View: Appendix I

Plant Wansley Client: Southern Company Data: Wansley Landfill

| | GWC-35 | GWC-35 |
|---|---|---|
| 9/16/2011 | <0.005 | |
| 10/31/2011 | <0.005 | |
| 12/12/2011 | <0.005 | |
| 2/1/2012 | <0.005 | |
| 7/16/2012 | <0.005 | |
| 1/22/2013 | <0.005 | |
| 7/2/2013 | <0.005 | |
| 1/21/2014 | <0.005 | |
| 6/25/2014 | <0.005 | |
| 1/14/2015 | <0.005 | |
| 7/28/2015 | <0.005 | |
| 1/21/2016 | <0.005 | |
| 3/24/2016 | <0.005 | |
| 5/23/2016 | <0.005 | |
| 7/21/2016 | <0.005 | |
| 9/15/2016 | <0.005 | |
| 11/15/2016 | <0.005 | |
| 1/26/2017 | <0.005 | |
| 3/22/2017 | <0.005 | |
| 5/2/2017 | <0.005 | |
| 8/3/2017 | <0.005 | |
| 1/23/2018 | 0.001 (J) | |
| 6/19/2018 | <0.005 | |
| 1/21/2019 | <0.005 | |
| 6/26/2019 | <0.005 | |
| 9/12/2019 | <0.005 | |
| 3/11/2020 | <0.005 | |
| 9/11/2020 | <0.005 | |
| 3/16/2021 | <0.005 | |
| 8/18/2021 | <0.005 | |
| 3/2/2022 | <0.005 | |
| 8/15/2022 | <0.005 | |
| 2/20/2023 | <0.005 | |
| 8/16/2023 | <0.005 | |
| 2/22/2024 | <0.005 | |
| 8/5/2024 | <0.005 | |
| 2/18/2025 | <0.005 | |
| 8/14/2025 | <0.005 | |
| 1/22/2026 | | <0.005 |

ND substitution: RL or RL/2 if <15% NDs.

# Prediction Limit

Constituent: Barium (mg/L) Analysis Run 3/31/2026 6:17 AM View: Appendix I

Plant Wansley Client: Southern Company Data: Wansley Landfill

| | GWA-1 | GWA-1 |
|---|---|---|
| 9/16/2011 | 0.013 | |
| 10/27/2011 | 0.012 | |
| 12/13/2011 | 0.012 | |
| 1/31/2012 | 0.011 | |
| 7/18/2012 | 0.012 | |
| 1/24/2013 | 0.012 | |
| 7/17/2013 | 0.0097 | |
| 1/21/2014 | 0.0096 | |
| 6/25/2014 | 0.0094 | |
| 1/14/2015 | 0.0095 | |
| 7/21/2015 | 0.0099 | |
| 1/21/2016 | 0.011 | |
| 3/23/2016 | 0.00968 (J) | |
| 5/20/2016 | 0.0096 (J) | |
| 7/21/2016 | 0.0087 | |
| 9/15/2016 | 0.0086 | |
| 11/11/2016 | 0.0095 | |
| 1/19/2017 | 0.0087 | |
| 3/16/2017 | 0.01 | |
| 4/28/2017 | 0.0091 | |
| 8/3/2017 | 0.0099 | |
| 1/19/2018 | 0.0089 | |
| 6/19/2018 | 0.012 | |
| 1/17/2019 | 0.01 | |
| 6/24/2019 | 0.0096 (J) | |
| 9/9/2019 | 0.012 | |
| 3/10/2020 | 0.01 | |
| 9/9/2020 | 0.01 | |
| 3/15/2021 | 0.01 | |
| 8/16/2021 | 0.01 | |
| 2/28/2022 | 0.01 | |
| 8/9/2022 | 0.012 | |
| 2/14/2023 | 0.011 | |
| 8/9/2023 | 0.011 | |
| 2/13/2024 | 0.012 | |
| 7/30/2024 | 0.011 | |
| 2/11/2025 | 0.011 | |
| 8/12/2025 | 0.011 | |
| 1/20/2026 | | 0.011 |

# Prediction Limit

Constituent: Barium (mg/L) Analysis Run 3/31/2026 6:17 AM View: Appendix I

Plant Wansley Client: Southern Company Data: Wansley Landfill

| | GWA-2 | GWA-2 |
|---|---|---|
| 9/17/2011 | 0.011 | |
| 10/27/2011 | 0.013 | |
| 12/14/2011 | 0.01 | |
| 2/7/2012 | 0.014 | |
| 7/23/2012 | 0.014 | |
| 1/23/2013 | 0.02 | |
| 7/24/2013 | 0.016 | |
| 1/22/2014 | 0.017 | |
| 7/1/2014 | 0.015 | |
| 1/22/2015 | 0.019 | |
| 7/22/2015 | 0.014 | |
| 1/20/2016 | 0.016 | |
| 3/23/2016 | 0.00773 (J) | |
| 5/24/2016 | 0.00761 (J) | |
| 7/26/2016 | 0.0078 | |
| 9/16/2016 | 0.017 | |
| 11/10/2016 | 0.016 | |
| 1/19/2017 | 0.02 | |
| 3/17/2017 | 0.016 | |
| 4/28/2017 | 0.016 | |
| 8/2/2017 | 0.014 | |
| 1/19/2018 | 0.014 | |
| 6/19/2018 | 0.015 | |
| 1/17/2019 | 0.01 | |
| 6/24/2019 | 0.011 | |
| 9/10/2019 | 0.015 | |
| 3/10/2020 | 0.01 | |
| 9/10/2020 | 0.012 | |
| 3/15/2021 | 0.011 | |
| 8/18/2021 | 0.014 | |
| 3/1/2022 | 0.012 | |
| 8/9/2022 | 0.015 | |
| 2/14/2023 | 0.011 | |
| 8/9/2023 | 0.014 | |
| 2/14/2024 | 0.014 | |
| 7/30/2024 | 0.014 | |
| 2/11/2025 | 0.021 | |
| 8/12/2025 | 0.013 | |
| 1/20/2026 | | 0.024 |

# Prediction Limit

Constituent: Barium (mg/L) Analysis Run 3/31/2026 6:17 AM View: Appendix I

Plant Wansley Client: Southern Company Data: Wansley Landfill

| | GWA-3 | GWA-3 |
|---|---|---|
| 8/31/2011 | 0.1 | |
| 6/25/2014 | 0.048 | |
| 7/21/2015 | 0.036 | |
| 3/31/2016 | 0.027 | |
| 5/25/2016 | 0.027 | |
| 7/27/2016 | 0.029 | |
| 8/1/2017 | 0.03 | |
| 10/3/2017 | 0.038 | |
| 6/20/2018 | 0.029 | |
| 1/18/2019 | 0.033 | |
| 6/25/2019 | 0.082 | |
| 9/11/2019 | 0.094 | |
| 3/10/2020 | 0.079 | |
| 9/9/2020 | 0.088 | |
| 3/15/2021 | 0.1 | |
| 8/18/2021 | 0.092 | |
| 3/1/2022 | 0.078 | |
| 8/9/2022 | 0.098 | |
| 2/14/2023 | 0.075 | |
| 8/8/2023 | 0.11 | |
| 7/31/2024 | 0.066 | |
| 8/13/2025 | 0.049 | |
| 1/21/2026 | | 0.069 |

# Prediction Limit

Constituent: Barium (mg/L) Analysis Run 3/31/2026 6:17 AM View: Appendix I

Plant Wansley Client: Southern Company Data: Wansley Landfill

| | GWA-4 | GWA-4 |
|---|---|---|
| 8/31/2011 | 0.092 | |
| 10/27/2011 | 0.061 | |
| 12/14/2011 | 0.1 | |
| 2/1/2012 | 0.087 | |
| 7/23/2012 | 0.13 | |
| 1/23/2013 | 0.11 | |
| 7/17/2013 | 0.087 | |
| 1/15/2014 | 0.081 | |
| 6/25/2014 | 0.081 | |
| 1/14/2015 | 0.13 | |
| 7/21/2015 | 0.11 | |
| 1/20/2016 | 0.086 | |
| 3/23/2016 | 0.112 | |
| 5/19/2016 | 0.11 | |
| 7/21/2016 | 0.14 | |
| 9/14/2016 | 0.15 | |
| 11/10/2016 | 0.17 | |
| 1/17/2017 | 0.18 | |
| 3/16/2017 | 0.15 | |
| 4/27/2017 | 0.13 | |
| 8/2/2017 | 0.15 | |
| 1/22/2018 | 0.15 | |
| 6/19/2018 | 0.13 | |
| 1/17/2019 | 0.12 | |
| 6/24/2019 | 0.12 | |
| 9/10/2019 | 0.16 | |
| 3/10/2020 | 0.14 | |
| 9/9/2020 | 0.12 | |
| 3/15/2021 | 0.13 | |
| 8/18/2021 | 0.12 | |
| 3/1/2022 | 0.12 | |
| 8/9/2022 | 0.12 | |
| 2/14/2023 | 0.12 | |
| 8/9/2023 | 0.14 | |
| 2/14/2024 | 0.19 | |
| 7/29/2024 | 0.15 | |
| 2/10/2025 | 0.16 | |
| 8/12/2025 | 0.14 | |
| 1/20/2026 | | 0.15 |

# Prediction Limit

Constituent: Barium (mg/L) Analysis Run 3/31/2026 6:17 AM View: Appendix I

Plant Wansley Client: Southern Company Data: Wansley Landfill

| | GWA-28 | GWA-28 |
|---|---|---|
| 9/16/2011 | 0.0022 | |
| 10/28/2011 | 0.0016 | |
| 12/12/2011 | 0.0018 | |
| 1/25/2012 | <0.01 | |
| 7/16/2012 | 0.0011 | |
| 1/24/2013 | <0.01 | |
| 7/23/2013 | <0.01 | |
| 1/22/2014 | 0.0013 | |
| 7/1/2014 | 0.0012 (J) | |
| 1/21/2015 | 0.00042 (J) | |
| 7/21/2015 | 0.00055 (J) | |
| 1/22/2016 | 0.00037 (J) | |
| 3/22/2016 | <0.01 | |
| 5/23/2016 | <0.01 | |
| 7/25/2016 | 0.001 (J) | |
| 9/15/2016 | 0.00092 (J) | |
| 11/9/2016 | 0.0016 (J) | |
| 1/17/2017 | <0.01 | |
| 3/16/2017 | 0.00055 (J) | |
| 4/27/2017 | <0.01 | |
| 8/1/2017 | 0.00059 (J) | |
| 1/19/2018 | <0.01 | |
| 6/19/2018 | <0.01 | |
| 1/21/2019 | 0.00088 | |
| 6/25/2019 | <0.01 | |
| 9/10/2019 | 0.0022 (J) | |
| 3/10/2020 | 0.0018 (J) | |
| 9/9/2020 | <0.01 | |
| 3/15/2021 | <0.01 | |
| 8/16/2021 | <0.01 | |
| 3/1/2022 | <0.01 | |
| 8/9/2022 | <0.01 | |
| 2/14/2023 | 0.001 (J) | |
| 8/9/2023 | 0.01 | |
| 2/14/2024 | <0.01 | |
| 7/29/2024 | <0.01 | |
| 2/10/2025 | 0.0027 (J) | |
| 8/12/2025 | 0.00082 (J) | |
| 1/20/2026 | | 0.00045 (J) |

ND substitution: RL or RL/2 if <15% NDs.

# Prediction Limit

Constituent: Barium (mg/L) Analysis Run 3/31/2026 6:17 AM View: Appendix I

Plant Wansley Client: Southern Company Data: Wansley Landfill

| | GWA-29 | GWA-29 |
|---|---|---|
| 9/17/2011 | 0.0016 | |
| 10/28/2011 | 0.0015 | |
| 12/12/2011 | 0.0013 | |
| 1/31/2012 | <0.01 | |
| 7/17/2012 | 0.0016 | |
| 1/24/2013 | 0.0013 | |
| 7/24/2013 | 0.0022 | |
| 1/22/2014 | 0.0012 (J) | |
| 7/8/2014 | 0.0013 | |
| 1/21/2015 | 0.0015 | |
| 7/22/2015 | 0.0014 | |
| 1/19/2016 | 0.00092 (J) | |
| 3/22/2016 | <0.01 | |
| 5/19/2016 | 0.00265 (J) | |
| 7/21/2016 | 0.0038 | |
| 1/17/2017 | 0.0011 (J) | |
| 3/15/2017 | 0.00085 (J) | |
| 4/27/2017 | 0.00097 (J) | |
| 7/18/2017 | 0.0016 (J) | |
| 8/1/2017 | 0.0011 (J) | |
| 1/19/2018 | 0.00076 (J) | |
| 6/19/2018 | 0.00078 (J) | |
| 1/18/2019 | 0.0007 (J) | |
| 6/25/2019 | <0.01 | |
| 9/10/2019 | 0.0033 (J) | |
| 3/10/2020 | <0.01 | |
| 9/9/2020 | <0.01 | |
| 3/15/2021 | <0.01 | |
| 8/18/2021 | <0.01 | |
| 3/2/2022 | <0.01 | |
| 8/9/2022 | 0.0011 (J) | |
| 2/13/2023 | <0.01 | |
| 8/8/2023 | 0.00089 (J) | |
| 2/14/2024 | <0.01 | |
| 7/30/2024 | <0.01 | |
| 2/11/2025 | <0.01 | |
| 8/12/2025 | <0.01 | |
| 1/20/2026 | | <0.01 |

ND substitution: RL or RL/2 if <15% NDs.

# Prediction Limit

Constituent: Barium (mg/L) Analysis Run 3/31/2026 6:17 AM View: Appendix I

Plant Wansley Client: Southern Company Data: Wansley Landfill

| | GWC-5 | GWC-5 |
|---|---|---|
| 8/31/2011 | 0.024 | |
| 10/27/2011 | 0.026 | |
| 12/5/2011 | 0.024 | |
| 1/25/2012 | 0.028 | |
| 7/18/2012 | 0.026 | |
| 1/9/2013 | 0.029 | |
| 7/17/2013 | 0.022 | |
| 1/15/2014 | 0.023 | |
| 6/25/2014 | 0.02 | |
| 1/13/2015 | 0.023 | |
| 7/24/2015 | 0.018 | |
| 1/20/2016 | 0.027 | |
| 3/28/2016 | 0.0207 | |
| 5/23/2016 | 0.0191 | |
| 7/21/2016 | 0.018 | |
| 9/15/2016 | 0.037 | |
| 11/15/2016 | 0.024 | |
| 1/26/2017 | 0.025 | |
| 3/22/2017 | 0.02 | |
| 5/2/2017 | 0.02 | |
| 8/3/2017 | 0.025 | |
| 1/23/2018 | 0.027 | |
| 6/25/2018 | 0.02 | |
| 1/30/2019 | 0.016 | |
| 6/26/2019 | 0.02 | |
| 9/12/2019 | 0.03 | |
| 3/16/2020 | 0.023 | |
| 9/9/2020 | 0.024 | |
| 3/17/2021 | 0.021 | |
| 8/19/2021 | 0.025 | |
| 3/2/2022 | 0.024 | |
| 8/11/2022 | 0.023 | |
| 2/20/2023 | 0.026 | |
| 8/14/2023 | 0.025 | |
| 2/14/2024 | 0.032 | |
| 7/31/2024 | 0.03 | |
| 2/14/2025 | 0.039 | |
| 8/18/2025 | 0.03 | |
| 1/21/2026 | | 0.025 |

# Prediction Limit

Constituent: Barium (mg/L) Analysis Run 3/31/2026 6:17 AM View: Appendix I

Plant Wansley Client: Southern Company Data: Wansley Landfill

| | GWC-6 | GWC-6 |
|---|---|---|
| 8/31/2011 | 0.064 | |
| 10/30/2011 | 0.06 | |
| 12/5/2011 | 0.061 | |
| 1/25/2012 | 0.064 | |
| 7/24/2012 | 0.054 | |
| 1/8/2013 | 0.063 | |
| 7/9/2013 | 0.051 | |
| 1/15/2014 | 0.06 | |
| 6/25/2014 | 0.045 | |
| 1/20/2015 | 0.048 | |
| 7/24/2015 | 0.051 | |
| 1/20/2016 | 0.051 | |
| 3/28/2016 | 0.0506 | |
| 5/24/2016 | 0.052 | |
| 7/21/2016 | 0.049 | |
| 9/15/2016 | 0.062 | |
| 11/16/2016 | 0.062 | |
| 1/26/2017 | 0.062 | |
| 3/22/2017 | 0.048 | |
| 5/2/2017 | 0.043 | |
| 8/3/2017 | 0.049 | |
| 1/23/2018 | 0.05 | |
| 6/25/2018 | 0.053 | |
| 1/30/2019 | 0.054 | |
| 6/26/2019 | 0.045 | |
| 9/12/2019 | 0.074 | |
| 3/16/2020 | 0.045 | |
| 9/11/2020 | 0.064 | |
| 3/17/2021 | 0.059 | |
| 8/18/2021 | 0.061 | |
| 3/2/2022 | 0.054 | |
| 8/11/2022 | 0.066 | |
| 2/20/2023 | 0.059 | |
| 8/14/2023 | 0.06 | |
| 2/14/2024 | 0.06 | |
| 8/1/2024 | 0.074 | |
| 2/18/2025 | 0.064 | |
| 8/15/2025 | 0.069 | |
| 1/20/2026 | | 0.082 |

# Prediction Limit

Constituent: Barium (mg/L) Analysis Run 3/31/2026 6:17 AM View: Appendix I

Plant Wansley Client: Southern Company Data: Wansley Landfill

| | GWC-7 | GWC-7 |
|---|---|---|
| 9/7/2011 | 0.06 | |
| 10/30/2011 | 0.053 | |
| 12/5/2011 | 0.059 | |
| 1/25/2012 | 0.068 | |
| 7/18/2012 | 0.098 | |
| 1/7/2013 | 0.13 | |
| 7/9/2013 | 0.13 | |
| 1/14/2014 | 0.14 | |
| 6/24/2014 | 0.13 | |
| 1/20/2015 | 0.13 | |
| 7/27/2015 | 0.11 | |
| 1/26/2016 | 0.11 | |
| 3/29/2016 | 0.109 | |
| 5/24/2016 | 0.0996 | |
| 7/22/2016 | 0.089 | |
| 9/15/2016 | 0.097 | |
| 11/16/2016 | 0.11 | |
| 1/26/2017 | 0.097 | |
| 3/22/2017 | 0.083 | |
| 5/2/2017 | 0.088 | |
| 8/4/2017 | 0.088 | |
| 1/23/2018 | 0.094 | |
| 6/25/2018 | 0.078 | |
| 1/21/2019 | 0.083 | |
| 6/25/2019 | 0.075 | |
| 9/10/2019 | 0.086 | |
| 3/12/2020 | 0.072 | |
| 9/14/2020 | 0.074 | |
| 3/16/2021 | 0.066 | |
| 8/19/2021 | 0.069 | |
| 3/2/2022 | 0.071 | |
| 8/11/2022 | 0.062 | |
| 2/21/2023 | 0.071 | |
| 8/9/2023 | 0.066 | |
| 2/21/2024 | 0.066 | |
| 8/1/2024 | 0.07 | |
| 2/13/2025 | 0.062 | |
| 8/18/2025 | 0.059 | |
| 1/22/2026 | | 0.056 |

# Prediction Limit

Constituent: Barium (mg/L) Analysis Run 3/31/2026 6:17 AM View: Appendix I

Plant Wansley Client: Southern Company Data: Wansley Landfill

| | GWC-8 | GWC-8 |
|---|---|---|
| 9/7/2011 | 0.088 | |
| 10/30/2011 | 0.092 | |
| 12/5/2011 | 0.11 | |
| 1/19/2012 | 0.084 | |
| 7/18/2012 | 0.11 | |
| 1/7/2013 | 0.095 | |
| 7/9/2013 | 0.085 | |
| 1/14/2014 | 0.066 | |
| 6/24/2014 | 0.078 | |
| 1/20/2015 | 0.053 | |
| 7/27/2015 | 0.055 | |
| 1/26/2016 | 0.044 | |
| 3/29/2016 | 0.05 | |
| 5/24/2016 | 0.051 | |
| 7/26/2016 | 0.044 | |
| 9/19/2016 | 0.043 | |
| 11/16/2016 | 0.053 | |
| 1/26/2017 | 0.043 | |
| 3/23/2017 | 0.053 | |
| 5/3/2017 | 0.047 | |
| 8/7/2017 | 0.048 | |
| 1/24/2018 | 0.038 | |
| 6/21/2018 | 0.058 | |
| 1/22/2019 | 0.04 | |
| 6/25/2019 | 0.06 | |
| 9/10/2019 | 0.066 | |
| 3/12/2020 | 0.031 | |
| 9/14/2020 | 0.052 | |
| 3/16/2021 | 0.037 | |
| 8/20/2021 | 0.044 | |
| 3/2/2022 | 0.037 | |
| 8/11/2022 | 0.037 | |
| 2/15/2023 | 0.027 | |
| 8/9/2023 | 0.041 | |
| 2/21/2024 | 0.029 | |
| 7/30/2024 | 0.036 | |
| 2/13/2025 | 0.036 | |
| 8/13/2025 | 0.042 | |
| 1/22/2026 | | 0.032 |

# Prediction Limit

Constituent: Barium (mg/L) Analysis Run 3/31/2026 6:17 AM View: Appendix I

Plant Wansley Client: Southern Company Data: Wansley Landfill

| | GWC-10 | GWC-10 |
|---|---|---|
| 1/25/2016 | 0.014 | |
| 3/30/2016 | 0.0127 | |
| 5/25/2016 | 0.014 | |
| 7/27/2016 | 0.03 | |
| 9/16/2016 | 0.017 | |
| 11/17/2016 | 0.028 | |
| 2/1/2017 | 0.023 | |
| 3/24/2017 | 0.012 | |
| 5/3/2017 | 0.024 | |
| 8/8/2017 | 0.014 | |
| 1/25/2018 | 0.025 | |
| 6/21/2018 | 0.023 | |
| 1/31/2019 | 0.025 | |
| 6/26/2019 | 0.02 | |
| 9/17/2019 | 0.026 | |
| 3/17/2020 | 0.025 | |
| 9/10/2020 | 0.029 | |
| 3/18/2021 | 0.013 | |
| 8/20/2021 | 0.017 | |
| 3/8/2022 | 0.013 | |
| 8/16/2022 | 0.011 | |
| 2/15/2023 | 0.017 | |
| 8/10/2023 | 0.017 | |
| 2/20/2024 | 0.018 | |
| 7/31/2024 | 0.02 | |
| 2/19/2025 | 0.026 | |
| 8/19/2025 | 0.02 | |
| 1/21/2026 | | 0.022 |

# Prediction Limit

Constituent: Barium (mg/L) Analysis Run 3/31/2026 6:17 AM View: Appendix I

Plant Wansley Client: Southern Company Data: Wansley Landfill

| | GWC-11 | GWC-11 |
|---|---|---|
| 9/13/2011 | 0.2 | |
| 10/28/2011 | 0.27 | |
| 12/4/2011 | 0.22 | |
| 2/9/2012 | 0.19 | |
| 7/18/2012 | 0.36 | |
| 1/8/2013 | 0.2 | |
| 7/9/2013 | 0.26 | |
| 1/15/2014 | 0.21 | |
| 6/25/2014 | 0.44 | |
| 1/21/2015 | 0.31 | |
| 7/28/2015 | 0.38 | |
| 1/26/2016 | 0.15 | |
| 3/29/2016 | 0.372 | |
| 5/25/2016 | 0.396 | |
| 7/25/2016 | 0.25 | |
| 9/19/2016 | 0.33 | |
| 11/16/2016 | 0.29 | |
| 1/31/2017 | 0.19 | |
| 3/23/2017 | 0.24 | |
| 5/2/2017 | 0.34 | |
| 8/7/2017 | 0.4 | |
| 1/24/2018 | 0.27 | |
| 6/20/2018 | 0.31 | |
| 1/24/2019 | 0.09 | |
| 6/26/2019 | 0.26 | |
| 9/16/2019 | 0.35 | |
| 3/16/2020 | 0.066 | |
| 9/10/2020 | 0.27 | |
| 3/17/2021 | 0.26 | |
| 8/23/2021 | 0.23 | |
| 3/7/2022 | 0.16 | |
| 8/15/2022 | 0.22 | |
| 2/21/2023 | 0.076 | |
| 8/14/2023 | 0.19 | |
| 2/14/2024 | 0.16 | |
| 8/6/2024 | 0.21 | |
| 2/18/2025 | 0.2 | |
| 8/18/2025 | 0.26 | |
| 1/21/2026 | | 0.15 |

# Prediction Limit

Constituent: Barium (mg/L) Analysis Run 3/31/2026 6:17 AM View: Appendix I

Plant Wansley Client: Southern Company Data: Wansley Landfill

| | GWC-12 | GWC-12 |
|---|---|---|
| 9/13/2011 | 0.013 | |
| 10/28/2011 | 0.0092 | |
| 12/4/2011 | 0.0089 | |
| 1/24/2012 | 0.0099 | |
| 7/11/2012 | 0.0099 | |
| 1/8/2013 | 0.012 | |
| 7/10/2013 | 0.014 | |
| 1/21/2014 | 0.014 | |
| 7/1/2014 | 0.014 | |
| 1/21/2015 | 0.016 | |
| 7/28/2015 | 0.013 | |
| 1/26/2016 | 0.014 | |
| 3/29/2016 | 0.0179 | |
| 5/25/2016 | 0.0173 | |
| 7/22/2016 | 0.017 | |
| 9/15/2016 | 0.017 | |
| 11/16/2016 | 0.018 | |
| 1/31/2017 | 0.022 | |
| 3/23/2017 | 0.019 | |
| 5/3/2017 | 0.02 | |
| 8/7/2017 | 0.021 | |
| 1/24/2018 | 0.022 | |
| 6/26/2018 | 0.021 | |
| 1/25/2019 | 0.024 | |
| 6/26/2019 | 0.02 | |
| 9/11/2019 | 0.022 | |
| 3/18/2020 | 0.023 | |
| 9/10/2020 | 0.025 | |
| 3/16/2021 | 0.026 | |
| 8/19/2021 | 0.023 | |
| 3/7/2022 | 0.025 | |
| 8/16/2022 | 0.025 | |
| 2/15/2023 | 0.029 | |
| 8/14/2023 | 0.025 | |
| 2/20/2024 | 0.027 | |
| 8/6/2024 | 0.028 | |
| 2/17/2025 | 0.03 | |
| 8/18/2025 | 0.03 | |
| 1/21/2026 | | 0.026 |

# Prediction Limit

Constituent: Barium (mg/L) Analysis Run 3/31/2026 6:17 AM View: Appendix I

Plant Wansley Client: Southern Company Data: Wansley Landfill

| | GWC-13 | GWC-13 |
|---|---|---|
| 9/13/2011 | 0.0043 | |
| 10/28/2011 | 0.0041 | |
| 12/4/2011 | 0.0037 | |
| 1/24/2012 | 0.0042 | |
| 7/11/2012 | 0.0038 | |
| 1/8/2013 | 0.0034 | |
| 7/10/2013 | 0.0035 | |
| 1/21/2014 | 0.0037 | |
| 7/1/2014 | 0.0035 | |
| 1/21/2015 | 0.0031 | |
| 7/28/2015 | 0.0039 | |
| 1/27/2016 | 0.0026 | |
| 3/29/2016 | 0.00337 (J) | |
| 5/25/2016 | 0.0028 (J) | |
| 7/26/2016 | 0.0023 (J) | |
| 9/15/2016 | 0.0026 | |
| 11/17/2016 | 0.0027 | |
| 1/31/2017 | 0.0029 | |
| 3/23/2017 | 0.0032 | |
| 5/3/2017 | 0.0028 | |
| 8/4/2017 | 0.0032 | |
| 1/25/2018 | 0.0037 | |
| 6/20/2018 | 0.0035 | |
| 1/22/2019 | 0.0029 | |
| 6/25/2019 | 0.0069 (J) | |
| 9/12/2019 | 0.0054 (J) | |
| 3/12/2020 | 0.0026 (J) | |
| 9/10/2020 | 0.0041 (J) | |
| 3/17/2021 | 0.0039 (J) | |
| 8/23/2021 | 0.0031 (J) | |
| 3/8/2022 | 0.0034 (J) | |
| 8/15/2022 | 0.0042 (J) | |
| 2/21/2023 | 0.0033 (J) | |
| 8/16/2023 | 0.0041 (J) | |
| 2/19/2024 | 0.0078 (J) | |
| 8/5/2024 | 0.0033 (J) | |
| 2/18/2025 | 0.0038 (J) | |
| 8/19/2025 | 0.0032 (J) | |
| 1/21/2026 | | 0.0029 (J) |

# Prediction Limit

Constituent: Barium (mg/L) Analysis Run 3/31/2026 6:17 AM View: Appendix I

Plant Wansley Client: Southern Company Data: Wansley Landfill

| | GWC-14 | GWC-14 |
|---|---|---|
| 9/13/2011 | 0.01 | |
| 10/27/2011 | 0.019 | |
| 12/3/2011 | 0.011 | |
| 1/24/2012 | 0.015 | |
| 7/11/2012 | 0.01 | |
| 1/8/2013 | 0.013 | |
| 7/10/2013 | 0.014 | |
| 1/21/2014 | 0.021 | |
| 7/1/2014 | 0.014 | |
| 1/14/2015 | 0.033 | |
| 7/22/2015 | 0.072 | |
| 1/27/2016 | 0.083 | |
| 3/30/2016 | 0.0943 | |
| 5/25/2016 | 0.117 | |
| 7/26/2016 | 0.11 | |
| 9/15/2016 | 0.16 | |
| 11/17/2016 | 0.27 | |
| 2/1/2017 | 0.088 | |
| 3/23/2017 | 0.11 | |
| 5/3/2017 | 0.1 | |
| 8/7/2017 | 0.23 | |
| 1/25/2018 | 0.1 | |
| 6/20/2018 | 0.25 | |
| 1/22/2019 | 0.15 | |
| 6/25/2019 | 0.16 | |
| 9/12/2019 | 0.32 | |
| 3/17/2020 | 0.23 | |
| 9/10/2020 | 0.24 | |
| 3/17/2021 | 0.26 | |
| 8/23/2021 | 0.17 | |
| 3/7/2022 | 0.23 | |
| 8/16/2022 | 0.24 | |
| 2/17/2023 | 0.17 | |
| 8/14/2023 | 0.14 | |
| 2/19/2024 | 0.23 | |
| 8/6/2024 | 0.23 | |
| 2/17/2025 | 0.15 | |
| 8/19/2025 | 0.24 | |
| 1/20/2026 | | 0.2 |

# Prediction Limit

Constituent: Barium (mg/L) Analysis Run 3/31/2026 6:17 AM View: Appendix I

Plant Wansley Client: Southern Company Data: Wansley Landfill

| | GWC-15 | GWC-15 |
|---|---|---|
| 9/16/2011 | 0.0061 | |
| 10/27/2011 | 0.0068 | |
| 12/3/2011 | 0.0067 | |
| 2/9/2012 | 0.0066 | |
| 7/11/2012 | 0.0064 | |
| 1/8/2013 | 0.0075 | |
| 7/2/2013 | 0.011 | |
| 1/21/2014 | 0.012 | |
| 6/24/2014 | 0.0094 | |
| 1/14/2015 | 0.01 | |
| 7/22/2015 | 0.0084 | |
| 1/27/2016 | 0.012 | |
| 3/30/2016 | 0.0136 | |
| 5/25/2016 | 0.00957 (J) | |
| 7/26/2016 | 0.0068 | |
| 9/20/2016 | 0.007 | |
| 11/17/2016 | 0.0072 | |
| 2/1/2017 | 0.009 | |
| 3/23/2017 | 0.011 | |
| 5/3/2017 | 0.0092 | |
| 8/4/2017 | 0.01 | |
| 1/25/2018 | 0.01 | |
| 6/20/2018 | 0.011 | |
| 1/22/2019 | 0.012 | |
| 6/25/2019 | 0.0096 (J) | |
| 9/17/2019 | 0.0072 (J) | |
| 3/16/2020 | 0.012 | |
| 9/10/2020 | 0.0076 (J) | |
| 3/18/2021 | 0.011 | |
| 8/24/2021 | 0.0075 (J) | |
| 3/7/2022 | 0.011 | |
| 8/16/2022 | 0.0076 (J) | |
| 2/21/2023 | 0.011 | |
| 8/14/2023 | 0.0079 (J) | |
| 2/21/2024 | 0.0095 (J) | |
| 8/6/2024 | 0.0077 (J) | |
| 2/18/2025 | 0.01 | |
| 8/18/2025 | 0.0091 (J) | |
| 1/21/2026 | | 0.007 (J) |

# Prediction Limit

Constituent: Barium (mg/L) Analysis Run 3/31/2026 6:17 AM View: Appendix I

Plant Wansley Client: Southern Company Data: Wansley Landfill

| | GWC-16 | GWC-16 |
|---|---|---|
| 8/30/2011 | 0.018 | |
| 10/26/2011 | 0.017 | |
| 12/3/2011 | 0.018 | |
| 1/25/2012 | 0.017 | |
| 7/11/2012 | 0.017 | |
| 1/8/2013 | 0.019 | |
| 7/2/2013 | 0.017 | |
| 1/14/2014 | 0.017 | |
| 6/25/2014 | 0.017 | |
| 1/13/2015 | 0.017 | |
| 7/22/2015 | 0.017 | |
| 1/27/2016 | 0.016 | |
| 3/30/2016 | 0.0174 | |
| 5/25/2016 | 0.0173 | |
| 7/27/2016 | 0.016 | |
| 9/16/2016 | 0.016 | |
| 11/17/2016 | 0.017 | |
| 2/1/2017 | 0.018 | |
| 3/24/2017 | 0.017 | |
| 5/3/2017 | 0.017 | |
| 8/7/2017 | 0.017 | |
| 1/25/2018 | 0.016 | |
| 6/20/2018 | 0.017 | |
| 1/25/2019 | 0.019 | |
| 6/25/2019 | 0.018 | |
| 9/11/2019 | 0.02 | |
| 3/17/2020 | 0.019 | |
| 9/11/2020 | 0.018 | |
| 3/17/2021 | 0.017 | |
| 8/20/2021 | 0.018 | |
| 3/8/2022 | 0.018 | |
| 8/16/2022 | 0.018 | |
| 2/20/2023 | 0.018 | |
| 8/14/2023 | 0.018 | |
| 2/21/2024 | 0.02 | |
| 8/5/2024 | 0.019 | |
| 2/11/2025 | 0.022 | |
| 8/15/2025 | 0.021 | |
| 1/21/2026 | | 0.019 |

# Prediction Limit

Constituent: Barium (mg/L) Analysis Run 3/31/2026 6:17 AM View: Appendix I

Plant Wansley Client: Southern Company Data: Wansley Landfill

| | GWC-17 | GWC-17 |
|---|---|---|
| 8/30/2011 | 0.021 | |
| 10/26/2011 | 0.014 | |
| 12/3/2011 | 0.015 | |
| 1/25/2012 | 0.014 | |
| 7/11/2012 | 0.015 | |
| 1/8/2013 | 0.017 | |
| 7/16/2013 | 0.013 | |
| 1/14/2014 | 0.015 | |
| 6/25/2014 | 0.016 | |
| 1/14/2015 | 0.017 | |
| 7/28/2015 | 0.016 | |
| 1/27/2016 | 0.016 | |
| 3/30/2016 | 0.0178 | |
| 5/25/2016 | 0.0169 | |
| 7/27/2016 | 0.016 | |
| 9/19/2016 | 0.016 | |
| 11/17/2016 | 0.017 | |
| 2/1/2017 | 0.017 | |
| 3/24/2017 | 0.016 | |
| 5/3/2017 | 0.016 | |
| 8/7/2017 | 0.017 | |
| 1/25/2018 | 0.015 | |
| 6/26/2018 | 0.017 | |
| 1/24/2019 | 0.016 | |
| 6/25/2019 | 0.017 | |
| 9/11/2019 | 0.018 | |
| 3/17/2020 | 0.017 | |
| 9/14/2020 | 0.016 | |
| 3/16/2021 | 0.015 | |
| 8/20/2021 | 0.016 | |
| 3/8/2022 | 0.016 | |
| 8/11/2022 | 0.017 | |
| 2/20/2023 | 0.025 | |
| 8/10/2023 | 0.019 | |
| 2/20/2024 | 0.027 | |
| 8/7/2024 | 0.023 | |
| 2/13/2025 | 0.022 | |
| 8/13/2025 | 0.023 | |
| 1/21/2026 | | 0.019 |

# Prediction Limit

Constituent: Barium (mg/L) Analysis Run 3/31/2026 6:17 AM View: Appendix I

Plant Wansley Client: Southern Company Data: Wansley Landfill

| | GWC-18 | GWC-18 |
|---|---|---|
| 8/30/2011 | 0.033 | |
| 10/26/2011 | 0.028 | |
| 12/3/2011 | 0.03 | |
| 2/9/2012 | 0.029 | |
| 7/11/2012 | 0.03 | |
| 1/8/2013 | 0.036 | |
| 7/16/2013 | 0.034 | |
| 1/14/2014 | 0.037 | |
| 6/24/2014 | 0.032 | |
| 1/13/2015 | 0.034 | |
| 7/23/2015 | 0.03 | |
| 1/27/2016 | 0.032 | |
| 3/30/2016 | 0.0349 | |
| 5/26/2016 | 0.0323 | |
| 7/25/2016 | 0.031 | |
| 9/19/2016 | 0.028 | |
| 11/17/2016 | 0.033 | |
| 2/1/2017 | 0.037 | |
| 3/24/2017 | 0.037 | |
| 5/3/2017 | 0.034 | |
| 8/7/2017 | 0.035 | |
| 1/25/2018 | 0.033 | |
| 6/21/2018 | 0.033 | |
| 1/28/2019 | 0.037 | |
| 6/27/2019 | 0.035 | |
| 9/11/2019 | 0.04 | |
| 3/17/2020 | 0.039 | |
| 9/14/2020 | 0.041 | |
| 3/16/2021 | 0.038 | |
| 8/24/2021 | 0.04 | |
| 3/8/2022 | 0.04 | |
| 8/11/2022 | 0.036 | |
| 2/20/2023 | 0.043 | |
| 8/9/2023 | 0.045 | |
| 2/21/2024 | 0.045 | |
| 8/7/2024 | 0.046 | |
| 2/13/2025 | 0.045 | |
| 8/13/2025 | 0.048 | |
| 1/21/2026 | | 0.045 |

# Prediction Limit

Constituent: Barium (mg/L) Analysis Run 3/31/2026 6:17 AM View: Appendix I

Plant Wansley Client: Southern Company Data: Wansley Landfill

| | GWC-20 | GWC-20 |
|---|---|---|
| 8/31/2011 | 0.038 | |
| 10/27/2011 | 0.034 | |
| 12/4/2011 | 0.033 | |
| 2/8/2012 | 0.037 | |
| 7/11/2012 | 0.035 | |
| 1/8/2013 | 0.034 | |
| 7/16/2013 | 0.034 | |
| 1/21/2014 | 0.035 | |
| 6/24/2014 | 0.034 | |
| 1/13/2015 | 0.031 | |
| 7/23/2015 | 0.036 | |
| 1/27/2016 | 0.03 | |
| 3/30/2016 | 0.0344 | |
| 5/26/2016 | 0.0336 | |
| 7/25/2016 | 0.03 | |
| 9/20/2016 | 0.035 | |
| 11/17/2016 | 0.034 | |
| 2/2/2017 | 0.035 | |
| 3/28/2017 | 0.031 | |
| 5/4/2017 | 0.035 | |
| 8/7/2017 | 0.033 | |
| 1/26/2018 | 0.038 | |
| 6/21/2018 | 0.031 | |
| 1/28/2019 | 0.033 | |
| 6/25/2019 | 0.034 | |
| 9/11/2019 | 0.035 | |
| 3/18/2020 | 0.031 | |
| 9/15/2020 | 0.035 | |
| 3/16/2021 | 0.032 | |
| 8/24/2021 | 0.032 | |
| 3/7/2022 | 0.032 | |
| 8/16/2022 | 0.031 | |
| 2/22/2023 | 0.032 | |
| 8/9/2023 | 0.035 | |
| 2/20/2024 | 0.037 | |
| 8/2/2024 | 0.039 | |
| 2/14/2025 | 0.04 | |
| 8/12/2025 | 0.034 | |
| 1/21/2026 | | 0.042 |

# Prediction Limit

Constituent: Barium (mg/L) Analysis Run 3/31/2026 6:17 AM View: Appendix I

Plant Wansley Client: Southern Company Data: Wansley Landfill

| | GWC-21 | GWC-21 |
|---|---|---|
| 8/31/2011 | 0.015 | |
| 10/27/2011 | 0.01 | |
| 12/4/2011 | 0.011 | |
| 2/8/2012 | 0.013 | |
| 7/17/2012 | 0.013 | |
| 1/9/2013 | 0.013 | |
| 7/16/2013 | 0.023 | |
| 1/21/2014 | 0.026 | |
| 6/24/2014 | 0.027 | |
| 1/13/2015 | 0.024 | |
| 7/23/2015 | 0.024 | |
| 1/26/2016 | 0.026 | |
| 3/30/2016 | 0.0293 | |
| 5/26/2016 | 0.0237 | |
| 7/26/2016 | 0.016 | |
| 9/20/2016 | 0.014 | |
| 11/17/2016 | 0.012 | |
| 2/2/2017 | 0.014 | |
| 3/28/2017 | 0.021 | |
| 5/4/2017 | 0.02 | |
| 8/7/2017 | 0.027 | |
| 1/26/2018 | 0.032 | |
| 6/20/2018 | 0.033 | |
| 1/24/2019 | 0.046 | |
| 6/25/2019 | 0.046 | |
| 9/11/2019 | 0.028 | |
| 3/18/2020 | 0.056 | |
| 9/15/2020 | 0.045 | |
| 3/16/2021 | 0.061 | |
| 8/19/2021 | 0.062 | |
| 3/7/2022 | 0.063 | |
| 8/16/2022 | 0.042 | |
| 2/21/2023 | 0.052 | |
| 8/9/2023 | 0.052 | |
| 2/19/2024 | 0.049 | |
| 7/30/2024 | 0.043 | |
| 2/11/2025 | 0.052 | |
| 8/12/2025 | 0.047 | |
| 1/20/2026 | | 0.054 |

# Prediction Limit

Constituent: Barium (mg/L) Analysis Run 3/31/2026 6:17 AM View: Appendix I

Plant Wansley Client: Southern Company Data: Wansley Landfill

| | GWC-22 | GWC-22 |
|---|---|---|
| 9/15/2011 | 0.025 | |
| 10/29/2011 | 0.024 | |
| 12/13/2011 | 0.027 | |
| 1/25/2012 | 0.029 | |
| 7/18/2012 | 0.027 | |
| 1/22/2013 | 0.029 | |
| 7/16/2013 | 0.025 | |
| 1/21/2014 | 0.027 | |
| 6/25/2014 | 0.025 | |
| 1/14/2015 | 0.025 | |
| 7/23/2015 | 0.025 | |
| 1/26/2016 | 0.023 | |
| 3/31/2016 | 0.0249 | |
| 5/26/2016 | 0.0235 | |
| 7/26/2016 | 0.021 | |
| 9/20/2016 | 0.026 | |
| 11/17/2016 | 0.025 | |
| 2/3/2017 | 0.027 | |
| 3/28/2017 | 0.024 | |
| 5/3/2017 | 0.025 | |
| 8/8/2017 | 0.025 | |
| 1/25/2018 | 0.027 | |
| 6/20/2018 | 0.026 | |
| 1/24/2019 | 0.026 | |
| 6/25/2019 | 0.026 | |
| 9/10/2019 | 0.027 | |
| 3/18/2020 | 0.025 | |
| 9/10/2020 | 0.024 | |
| 3/15/2021 | 0.025 | |
| 8/19/2021 | 0.024 | |
| 3/8/2022 | 0.026 | |
| 8/17/2022 | 0.022 | |
| 2/14/2023 | 0.024 | |
| 8/14/2023 | 0.024 | |
| 2/14/2024 | 0.027 | |
| 8/6/2024 | 0.025 | |
| 2/11/2025 | 0.026 | |
| 8/12/2025 | 0.025 | |
| 1/20/2026 | | 0.028 |

# Prediction Limit

Constituent: Barium (mg/L) Analysis Run 3/31/2026 6:17 AM View: Appendix I

Plant Wansley Client: Southern Company Data: Wansley Landfill

| | GWC-23 | GWC-23 |
|---|---|---|
| 9/16/2011 | 0.011 | |
| 10/29/2011 | 0.0075 | |
| 12/13/2011 | 0.011 | |
| 1/31/2012 | 0.009 | |
| 7/18/2012 | 0.0076 | |
| 1/22/2013 | 0.0078 | |
| 7/23/2013 | 0.0075 | |
| 1/22/2014 | 0.004 | |
| 7/1/2014 | 0.0066 | |
| 1/22/2015 | 0.0067 | |
| 7/29/2015 | 0.0064 | |
| 1/21/2016 | 0.0055 | |
| 3/29/2016 | 0.0114 | |
| 5/25/2016 | 0.00579 (J) | |
| 7/27/2016 | 0.0043 | |
| 9/20/2016 | 0.0056 | |
| 11/18/2016 | 0.0043 | |
| 2/3/2017 | 0.005 | |
| 3/28/2017 | 0.0041 | |
| 5/4/2017 | 0.0063 | |
| 8/8/2017 | 0.006 | |
| 1/25/2018 | 0.0048 | |
| 6/20/2018 | 0.0047 | |
| 1/25/2019 | 0.0069 | |
| 6/26/2019 | 0.0041 (J) | |
| 9/12/2019 | 0.0053 (J) | |
| 3/18/2020 | 0.0055 (J) | |
| 9/10/2020 | 0.0059 (J) | |
| 3/18/2021 | 0.005 (J) | |
| 8/23/2021 | 0.0053 (J) | |
| 3/9/2022 | 0.0041 (J) | |
| 8/16/2022 | 0.0049 (J) | |
| 2/21/2023 | 0.005 (J) | |
| 8/15/2023 | 0.0047 (J) | |
| 2/19/2024 | 0.0047 (J) | |
| 7/30/2024 | 0.0052 (J) | |
| 2/11/2025 | 0.0053 (J) | |
| 8/12/2025 | 0.0048 (J) | |
| 1/22/2026 | | 0.0051 (J) |

# Prediction Limit

Constituent: Barium (mg/L) Analysis Run 3/31/2026 6:17 AM View: Appendix I

Plant Wansley Client: Southern Company Data: Wansley Landfill

| | GWC-24 | GWC-24 |
|---|---|---|
| 7/8/2014 | 0.022 | |
| 7/31/2015 | 0.02 | |
| 1/20/2016 | 0.026 | |
| 3/30/2016 | 0.00874 (J) | |
| 5/25/2016 | 0.00545 (J) | |
| 7/27/2016 | 0.0047 | |
| 9/16/2016 | 0.018 | |
| 11/18/2016 | 0.022 | |
| 2/3/2017 | 0.02 | |
| 3/29/2017 | 0.02 | |
| 5/4/2017 | 0.023 | |
| 8/8/2017 | 0.026 | |
| 1/25/2018 | 0.021 | |
| 6/27/2018 | 0.011 | |
| 1/31/2019 | 0.011 | |
| 6/26/2019 | 0.0093 (J) | |
| 9/11/2019 | 0.02 | |
| 3/12/2020 | 0.0082 (J) | |
| 9/15/2020 | 0.011 | |
| 3/18/2021 | 0.0099 (J) | |
| 8/19/2021 | 0.013 | |
| 3/10/2022 | 0.0095 (J) | |
| 8/18/2022 | 0.014 | |
| 2/16/2023 | 0.013 | |
| 8/16/2023 | 0.011 | |
| 2/22/2024 | 0.022 | |
| 8/6/2024 | 0.022 | |
| 2/14/2025 | 0.025 | |
| 8/14/2025 | 0.0094 (J) | |
| 1/21/2026 | | 0.022 |

# Prediction Limit

Constituent: Barium (mg/L) Analysis Run 3/31/2026 6:17 AM View: Appendix I

Plant Wansley Client: Southern Company Data: Wansley Landfill

| | GWC-25 | GWC-25 |
|---|---|---|
| 9/17/2011 | 0.016 | |
| 10/31/2011 | 0.013 | |
| 12/14/2011 | 0.018 | |
| 2/7/2012 | 0.033 | |
| 7/17/2012 | 0.025 | |
| 7/24/2013 | 0.043 | |
| 1/23/2014 | 0.025 | |
| 7/8/2014 | 0.046 | |
| 1/21/2015 | 0.023 | |
| 7/30/2015 | 0.022 | |
| 1/21/2016 | 0.028 | |
| 3/28/2016 | 0.0383 | |
| 5/25/2016 | 0.0439 | |
| 7/27/2016 | 0.037 | |
| 9/19/2016 | 0.041 | |
| 11/15/2016 | 0.033 | |
| 1/24/2017 | 0.04 | |
| 3/23/2017 | 0.032 | |
| 5/2/2017 | 0.041 | |
| 8/3/2017 | 0.012 | |
| 1/25/2018 | 0.036 | |
| 6/27/2018 | 0.036 | |
| 1/24/2019 | 0.03 | |
| 6/25/2019 | 0.032 | |
| 9/11/2019 | 0.056 | |
| 3/12/2020 | 0.03 | |
| 9/14/2020 | 0.04 | |
| 3/17/2021 | 0.029 | |
| 8/19/2021 | 0.03 | |
| 3/8/2022 | 0.023 | |
| 8/10/2022 | 0.031 | |
| 2/21/2023 | 0.026 | |
| 8/15/2023 | 0.034 | |
| 2/21/2024 | 0.026 | |
| 8/1/2024 | 0.031 | |
| 2/14/2025 | 0.024 | |
| 8/13/2025 | 0.029 | |
| 1/21/2026 | | 0.022 |

# Prediction Limit

Constituent: Barium (mg/L) Analysis Run 3/31/2026 6:17 AM View: Appendix I

Plant Wansley Client: Southern Company Data: Wansley Landfill

| | GWC-26 | GWC-26 |
|---|---|---|
| 9/17/2011 | 0.038 | |
| 10/29/2011 | 0.036 | |
| 12/14/2011 | 0.035 | |
| 2/7/2012 | 0.04 | |
| 7/17/2012 | 0.033 | |
| 1/24/2013 | 0.034 | |
| 7/24/2013 | 0.036 | |
| 1/23/2014 | 0.031 | |
| 7/8/2014 | 0.031 | |
| 1/21/2015 | 0.031 | |
| 7/31/2015 | 0.017 | |
| 1/25/2016 | 0.03 | |
| 3/24/2016 | 0.0362 | |
| 5/25/2016 | 0.0348 | |
| 7/26/2016 | 0.028 | |
| 9/19/2016 | 0.029 | |
| 11/14/2016 | 0.036 | |
| 1/19/2017 | 0.034 | |
| 3/16/2017 | 0.035 | |
| 5/1/2017 | 0.03 | |
| 8/3/2017 | 0.032 | |
| 1/22/2018 | 0.031 | |
| 6/27/2018 | 0.033 | |
| 1/24/2019 | 0.036 | |
| 6/25/2019 | 0.038 | |
| 9/12/2019 | 0.039 | |
| 3/13/2020 | 0.035 | |
| 9/15/2020 | 0.037 | |
| 3/17/2021 | 0.035 | |
| 8/19/2021 | 0.036 | |
| 3/9/2022 | 0.037 | |
| 8/10/2022 | 0.037 | |
| 2/21/2023 | 0.037 | |
| 8/16/2023 | 0.035 | |
| 2/20/2024 | 0.038 | |
| 8/2/2024 | 0.041 | |
| 2/13/2025 | 0.036 | |
| 8/13/2025 | 0.041 | |
| 1/22/2026 | | 0.039 |

# Prediction Limit

Constituent: Barium (mg/L) Analysis Run 3/31/2026 6:17 AM View: Appendix I

Plant Wansley Client: Southern Company Data: Wansley Landfill

| | GWC-27 | GWC-27 |
|---|---|---|
| 9/17/2011 | 0.02 | |
| 10/29/2011 | 0.015 | |
| 12/14/2011 | 0.016 | |
| 1/25/2012 | 0.016 | |
| 7/17/2012 | 0.0057 | |
| 1/24/2013 | 0.0062 | |
| 7/24/2013 | 0.01 | |
| 1/23/2014 | 0.013 | |
| 7/8/2014 | 0.014 | |
| 1/21/2015 | 0.015 | |
| 7/30/2015 | 0.0092 | |
| 1/22/2016 | 0.0063 | |
| 3/23/2016 | 0.0107 | |
| 5/24/2016 | 0.00672 (J) | |
| 7/26/2016 | 0.0085 | |
| 9/19/2016 | 0.008 | |
| 11/11/2016 | 0.017 | |
| 1/20/2017 | 0.013 | |
| 3/16/2017 | 0.0096 | |
| 4/28/2017 | 0.0097 | |
| 8/3/2017 | 0.015 | |
| 1/19/2018 | 0.013 | |
| 6/27/2018 | 0.015 | |
| 1/24/2019 | 0.009 | |
| 6/26/2019 | 0.017 | |
| 9/12/2019 | 0.012 | |
| 3/12/2020 | 0.008 (J) | |
| 9/9/2020 | 0.015 | |
| 3/18/2021 | 0.016 | |
| 8/23/2021 | 0.01 | |
| 3/8/2022 | 0.015 | |
| 8/10/2022 | 0.017 | |
| 2/20/2023 | 0.0098 (J) | |
| 8/15/2023 | 0.014 | |
| 2/20/2024 | 0.013 | |
| 7/30/2024 | 0.016 | |
| 2/11/2025 | 0.014 | |
| 8/13/2025 | 0.014 | |
| 1/21/2026 | | 0.013 |

# Prediction Limit

Constituent: Barium (mg/L) Analysis Run 3/31/2026 6:17 AM View: Appendix I

Plant Wansley Client: Southern Company Data: Wansley Landfill

| | GWC-30 | GWC-30 |
|---|---|---|
| 9/15/2011 | 0.0074 | |
| 10/28/2011 | 0.0074 | |
| 12/13/2011 | 0.0075 | |
| 2/8/2012 | 0.0075 | |
| 7/18/2012 | 0.0068 | |
| 1/24/2013 | 0.0083 | |
| 7/24/2013 | 0.006 | |
| 1/23/2014 | 0.0051 | |
| 7/1/2014 | 0.0061 | |
| 1/20/2015 | 0.0061 | |
| 7/30/2015 | 0.0059 | |
| 1/19/2016 | 0.0075 | |
| 3/23/2016 | 0.00731 (J) | |
| 5/20/2016 | 0.00703 (J) | |
| 7/21/2016 | 0.0067 | |
| 9/20/2016 | 0.007 | |
| 11/14/2016 | 0.007 | |
| 1/24/2017 | 0.0075 | |
| 3/17/2017 | 0.0071 | |
| 5/1/2017 | 0.0057 | |
| 8/4/2017 | 0.0072 | |
| 1/24/2018 | 0.0084 | |
| 6/21/2018 | 0.011 | |
| 1/30/2019 | 0.013 | |
| 6/27/2019 | 0.0071 (J) | |
| 9/10/2019 | 0.0098 (J) | |
| 3/11/2020 | 0.0081 (J) | |
| 9/10/2020 | 0.0076 (J) | |
| 3/18/2021 | 0.0083 (J) | |
| 8/23/2021 | 0.0076 (J) | |
| 3/2/2022 | 0.0072 (J) | |
| 8/10/2022 | 0.0076 (J) | |
| 2/14/2023 | 0.0069 (J) | |
| 8/16/2023 | 0.007 (J) | |
| 2/21/2024 | 0.0089 (J) | |
| 8/5/2024 | 0.0075 (J) | |
| 2/13/2025 | 0.0074 (J) | |
| 8/14/2025 | 0.008 (J) | |
| 1/21/2026 | | 0.009 (J) |

# Prediction Limit

Constituent: Barium (mg/L) Analysis Run 3/31/2026 6:17 AM View: Appendix I

Plant Wansley Client: Southern Company Data: Wansley Landfill

| | GWC-31 | GWC-31 |
|---|---|---|
| 9/17/2011 | 0.01 | |
| 10/31/2011 | 0.0068 | |
| 2/7/2012 | 0.0016 | |
| 1/23/2013 | 0.0038 | |
| 1/23/2014 | 0.0045 | |
| 7/1/2014 | 0.0048 | |
| 1/21/2015 | 0.0022 | |
| 1/25/2016 | 0.002 | |
| 3/30/2016 | 0.00491 (J) | |
| 5/25/2016 | 0.00502 (J) | |
| 7/27/2016 | 0.0033 | |
| 1/25/2017 | 0.0051 | |
| 3/23/2017 | 0.0024 (J) | |
| 5/2/2017 | 0.0026 | |
| 7/19/2017 | 0.004 | |
| 8/4/2017 | 0.0033 | |
| 1/23/2018 | 0.0025 | |
| 6/27/2018 | 0.0016 (J) | |
| 1/31/2019 | 0.0016 (J) | |
| 6/26/2019 | <0.01 | |
| 9/11/2019 | 0.0055 (J) | |
| 3/17/2020 | 0.002 (J) | |
| 9/11/2020 | 0.002 (J) | |
| 3/16/2021 | 0.0022 (J) | |
| 8/25/2021 | 0.0029 (J) | |
| 3/10/2022 | <0.01 | |
| 8/16/2022 | 0.0013 (J) | |
| 2/22/2023 | 0.003 (J) | |
| 8/16/2023 | 0.0044 (J) | |
| 2/21/2024 | 0.0013 (J) | |
| 8/2/2024 | 0.0036 (J) | |
| 2/18/2025 | 0.0023 (J) | |
| 8/15/2025 | 0.0015 (J) | |
| 2/11/2026 | | 0.0026 (J) |

ND substitution: RL or RL/2 if <15% NDs.

# Prediction Limit

Constituent: Barium (mg/L) Analysis Run 3/31/2026 6:17 AM View: Appendix I

Plant Wansley Client: Southern Company Data: Wansley Landfill

| | GWC-32 | GWC-32 |
|---|---|---|
| 9/15/2011 | 0.0043 | |
| 10/31/2011 | 0.0035 | |
| 12/13/2011 | 0.0036 | |
| 2/1/2012 | 0.0037 | |
| 7/17/2012 | 0.0038 | |
| 1/23/2013 | 0.003 | |
| 7/24/2013 | 0.0019 | |
| 1/23/2014 | 0.0012 (J) | |
| 7/1/2014 | 0.0014 | |
| 1/20/2015 | 0.0012 (J) | |
| 7/30/2015 | 0.0011 (J) | |
| 1/25/2016 | 0.001 (J) | |
| 3/23/2016 | <0.01 | |
| 5/24/2016 | <0.01 | |
| 7/22/2016 | 0.0014 (J) | |
| 9/16/2016 | 0.0018 (J) | |
| 11/15/2016 | 0.0014 (J) | |
| 1/26/2017 | 0.003 | |
| 3/24/2017 | 0.0021 (J) | |
| 5/2/2017 | 0.0025 | |
| 8/3/2017 | 0.0022 (J) | |
| 1/23/2018 | 0.0027 | |
| 6/26/2018 | 0.0014 (J) | |
| 1/30/2019 | 0.0017 (J) | |
| 6/27/2019 | <0.01 | |
| 9/12/2019 | 0.002 (J) | |
| 3/18/2020 | <0.01 | |
| 9/15/2020 | <0.01 | |
| 3/17/2021 | 0.0031 (J) | |
| 8/24/2021 | <0.01 | |
| 3/9/2022 | <0.01 | |
| 8/10/2022 | 0.0011 (J) | |
| 2/15/2023 | <0.01 | |
| 8/15/2023 | <0.01 | |
| 2/20/2024 | <0.01 | |
| 8/6/2024 | 0.00094 (J) | |
| 2/19/2025 | 0.0012 (J) | |
| 8/14/2025 | 0.00086 (J) | |
| 1/21/2026 | | 0.0007 (J) |

ND substitution: RL or RL/2 if <15% NDs.

# Prediction Limit

Constituent: Barium (mg/L) Analysis Run 3/31/2026 6:17 AM View: Appendix I

Plant Wansley Client: Southern Company Data: Wansley Landfill

| | GWC-33 | GWC-33 |
|---|---|---|
| 9/16/2011 | 0.0049 | |
| 10/30/2011 | 0.0085 | |
| 12/13/2011 | 0.0073 | |
| 2/1/2012 | 0.0077 | |
| 7/17/2012 | 0.012 | |
| 1/23/2013 | 0.012 | |
| 7/17/2013 | 0.012 | |
| 1/23/2014 | 0.0099 | |
| 1/20/2015 | 0.011 | |
| 7/29/2015 | 0.0095 | |
| 1/25/2016 | 0.009 | |
| 3/23/2016 | 0.00902 (J) | |
| 5/24/2016 | 0.00573 (J) | |
| 7/22/2016 | 0.01 | |
| 9/16/2016 | 0.0061 | |
| 11/17/2016 | 0.014 | |
| 1/25/2017 | <0.0025 | |
| 3/23/2017 | 0.0096 | |
| 5/1/2017 | 0.0057 | |
| 8/4/2017 | 0.0062 | |
| 1/23/2018 | 0.0047 | |
| 6/26/2018 | 0.0067 | |
| 1/30/2019 | 0.021 | |
| 6/26/2019 | 0.0057 (J) | |
| 9/12/2019 | 0.009 (J) | |
| 3/12/2020 | 0.0067 (J) | |
| 9/16/2020 | 0.007 (J) | |
| 3/18/2021 | 0.006 (J) | |
| 8/24/2021 | 0.01 | |
| 3/9/2022 | 0.006 (J) | |
| 8/15/2022 | 0.0042 (J) | |
| 2/20/2023 | 0.0056 (J) | |
| 8/15/2023 | 0.0062 (J) | |
| 2/20/2024 | 0.0057 (J) | |
| 7/31/2024 | 0.0064 (J) | |
| 2/19/2025 | 0.0067 (J) | |
| 8/19/2025 | 0.0043 (J) | |
| 1/22/2026 | | 0.0043 (J) |

ND substitution: RL or RL/2 if <15% NDs.

# Prediction Limit

Constituent: Barium (mg/L) Analysis Run 3/31/2026 6:17 AM View: Appendix I

Plant Wansley Client: Southern Company Data: Wansley Landfill

| | GWC-34 | GWC-34 |
|---|---|---|
| 9/16/2011 | 0.01 | |
| 10/31/2011 | 0.0089 | |
| 12/12/2011 | 0.011 | |
| 2/1/2012 | 0.011 | |
| 7/16/2012 | 0.011 | |
| 1/22/2013 | 0.011 | |
| 7/17/2013 | 0.011 | |
| 1/23/2014 | 0.0097 | |
| 6/25/2014 | 0.011 | |
| 1/14/2015 | 0.011 | |
| 7/29/2015 | 0.011 | |
| 1/21/2016 | 0.012 | |
| 3/24/2016 | 0.0132 | |
| 5/23/2016 | 0.0119 | |
| 7/21/2016 | 0.011 | |
| 9/15/2016 | 0.012 | |
| 11/15/2016 | 0.011 | |
| 1/25/2017 | 0.011 | |
| 3/22/2017 | 0.01 | |
| 5/1/2017 | 0.012 | |
| 8/3/2017 | 0.031 (O) | |
| 1/23/2018 | 0.011 | |
| 6/20/2018 | 0.012 | |
| 1/28/2019 | 0.013 | |
| 6/26/2019 | 0.011 | |
| 9/11/2019 | 0.014 | |
| 3/11/2020 | 0.012 | |
| 9/11/2020 | 0.013 | |
| 3/16/2021 | 0.012 | |
| 8/24/2021 | 0.012 | |
| 3/2/2022 | 0.012 | |
| 8/10/2022 | 0.013 | |
| 2/20/2023 | 0.015 | |
| 8/16/2023 | 0.014 | |
| 2/22/2024 | 0.016 | |
| 8/5/2024 | 0.014 | |
| 2/13/2025 | 0.013 | |
| 8/14/2025 | 0.013 | |
| 1/22/2026 | | 0.013 |

# Prediction Limit

Constituent: Barium (mg/L) Analysis Run 3/31/2026 6:17 AM View: Appendix I

Plant Wansley Client: Southern Company Data: Wansley Landfill

| | GWC-35 | GWC-35 |
|---|---|---|
| 9/16/2011 | 0.019 | |
| 10/31/2011 | 0.018 | |
| 12/12/2011 | 0.02 | |
| 2/1/2012 | 0.02 | |
| 7/16/2012 | 0.02 | |
| 1/22/2013 | 0.021 | |
| 7/2/2013 | 0.019 | |
| 1/21/2014 | 0.02 | |
| 6/25/2014 | 0.019 | |
| 1/14/2015 | 0.019 | |
| 7/28/2015 | 0.019 | |
| 1/21/2016 | 0.021 | |
| 3/24/2016 | 0.0206 | |
| 5/23/2016 | 0.0221 | |
| 7/21/2016 | 0.019 | |
| 9/15/2016 | 0.02 | |
| 11/15/2016 | 0.02 | |
| 1/26/2017 | 0.021 | |
| 3/22/2017 | 0.019 | |
| 5/2/2017 | 0.02 | |
| 8/3/2017 | 0.02 | |
| 1/23/2018 | 0.019 | |
| 6/19/2018 | 0.02 | |
| 1/21/2019 | 0.022 | |
| 6/26/2019 | 0.021 | |
| 9/12/2019 | 0.02 | |
| 3/11/2020 | 0.02 | |
| 9/11/2020 | 0.021 | |
| 3/16/2021 | 0.02 | |
| 8/18/2021 | 0.023 | |
| 3/2/2022 | | 0.022 |
| 8/15/2022 | | 0.027 |
| 2/20/2023 | | 0.031 |
| 8/16/2023 | | 0.033 |
| 2/22/2024 | | 0.046 |
| 8/5/2024 | | 0.063 |
| 2/18/2025 | | 0.065 |
| 8/14/2025 | | 0.064 |
| 1/22/2026 | | 0.054 |

# Prediction Limit

Constituent: Beryllium (mg/L) Analysis Run 3/31/2026 6:17 AM View: Appendix I

Plant Wansley Client: Southern Company Data: Wansley Landfill

| | GWA-1 | GWA-1 |
|---|---|---|
| 9/16/2011 | <0.001 | |
| 10/27/2011 | <0.001 | |
| 12/13/2011 | <0.001 | |
| 1/31/2012 | <0.001 | |
| 7/18/2012 | <0.001 | |
| 1/24/2013 | <0.001 | |
| 7/17/2013 | <0.001 | |
| 1/21/2014 | <0.001 | |
| 6/25/2014 | <0.001 | |
| 1/14/2015 | <0.001 | |
| 7/21/2015 | <0.001 | |
| 1/21/2016 | 7.5E-05 (J) | |
| 3/23/2016 | <0.001 | |
| 5/20/2016 | <0.001 | |
| 7/21/2016 | <0.001 | |
| 9/15/2016 | <0.001 | |
| 11/11/2016 | <0.001 | |
| 1/19/2017 | <0.001 | |
| 3/16/2017 | <0.001 | |
| 4/28/2017 | <0.001 | |
| 8/3/2017 | <0.001 | |
| 1/19/2018 | <0.001 | |
| 6/19/2018 | <0.001 | |
| 1/17/2019 | 7.4E-05 (J) | |
| 6/24/2019 | 0.00029 (J) | |
| 9/9/2019 | 0.00019 (J) | |
| 3/10/2020 | 0.00019 (J) | |
| 9/9/2020 | <0.001 | |
| 3/15/2021 | <0.001 | |
| 8/16/2021 | <0.001 | |
| 2/28/2022 | <0.001 | |
| 8/9/2022 | <0.001 | |
| 2/14/2023 | <0.001 | |
| 8/9/2023 | <0.001 | |
| 2/13/2024 | <0.001 | |
| 7/30/2024 | <0.001 | |
| 2/11/2025 | <0.001 | |
| 8/12/2025 | <0.001 | |
| 1/20/2026 | | <0.001 |

ND substitution: RL or RL/2 if <15% NDs.

# Prediction Limit

Constituent: Beryllium (mg/L) Analysis Run 3/31/2026 6:17 AM View: Appendix I

Plant Wansley Client: Southern Company Data: Wansley Landfill

| | GWA-2 | GWA-2 |
|---|---|---|
| 9/17/2011 | <0.001 | |
| 10/27/2011 | <0.001 | |
| 12/14/2011 | <0.001 | |
| 2/7/2012 | <0.001 | |
| 7/23/2012 | <0.001 | |
| 1/23/2013 | <0.001 | |
| 7/24/2013 | <0.001 | |
| 1/22/2014 | <0.001 | |
| 7/1/2014 | <0.001 | |
| 1/22/2015 | 0.00011 (J) | |
| 7/22/2015 | <0.001 | |
| 1/20/2016 | 0.00012 (J) | |
| 3/23/2016 | <0.001 | |
| 5/24/2016 | <0.001 | |
| 7/26/2016 | <0.001 | |
| 9/16/2016 | <0.001 | |
| 11/10/2016 | <0.001 | |
| 1/19/2017 | <0.001 | |
| 3/17/2017 | <0.001 | |
| 4/28/2017 | <0.001 | |
| 8/2/2017 | <0.001 | |
| 1/19/2018 | <0.001 | |
| 6/19/2018 | <0.001 | |
| 1/17/2019 | <0.001 | |
| 6/24/2019 | 0.00023 (J) | |
| 9/10/2019 | <0.001 | |
| 3/10/2020 | <0.001 | |
| 9/10/2020 | <0.001 | |
| 3/15/2021 | <0.001 | |
| 8/18/2021 | <0.001 | |
| 3/1/2022 | <0.001 | |
| 8/9/2022 | <0.001 | |
| 2/14/2023 | <0.001 | |
| 8/9/2023 | <0.001 | |
| 2/14/2024 | <0.001 | |
| 7/30/2024 | <0.001 | |
| 2/11/2025 | <0.001 | |
| 8/12/2025 | <0.001 | |
| 1/20/2026 | | <0.001 |

ND substitution: RL or RL/2 if <15% NDs.

# Prediction Limit

Constituent: Beryllium (mg/L) Analysis Run 3/31/2026 6:17 AM View: Appendix I

Plant Wansley Client: Southern Company Data: Wansley Landfill

| | GWA-3 | GWA-3 |
|---|---|---|
| 8/31/2011 | <0.001 | |
| 6/25/2014 | <0.001 | |
| 7/21/2015 | <0.001 | |
| 3/31/2016 | <0.001 | |
| 5/25/2016 | <0.001 | |
| 7/27/2016 | <0.001 | |
| 8/1/2017 | <0.001 | |
| 10/3/2017 | <0.001 | |
| 6/20/2018 | <0.001 | |
| 1/18/2019 | <0.001 | |
| 6/25/2019 | <0.001 | |
| 9/11/2019 | 0.0003 (J) | |
| 3/10/2020 | <0.001 | |
| 9/9/2020 | <0.001 | |
| 3/15/2021 | <0.001 | |
| 8/18/2021 | <0.001 | |
| 3/1/2022 | <0.001 | |
| 8/9/2022 | <0.001 | |
| 2/14/2023 | <0.001 | |
| 8/8/2023 | <0.001 | |
| 7/31/2024 | <0.001 | |
| 8/13/2025 | <0.001 | |
| 1/21/2026 | | <0.001 |

ND substitution: RL or RL/2 if <15% NDs.

# Prediction Limit

Constituent: Beryllium (mg/L) Analysis Run 3/31/2026 6:17 AM View: Appendix I

Plant Wansley Client: Southern Company Data: Wansley Landfill

| | GWA-4 | GWA-4 |
|---|---|---|
| 8/31/2011 | <0.001 | |
| 10/27/2011 | <0.001 | |
| 12/14/2011 | <0.001 | |
| 2/1/2012 | <0.001 | |
| 7/23/2012 | <0.001 | |
| 1/23/2013 | <0.001 | |
| 7/17/2013 | <0.001 | |
| 1/15/2014 | <0.001 | |
| 6/25/2014 | <0.001 | |
| 1/14/2015 | <0.001 | |
| 7/21/2015 | <0.001 | |
| 1/20/2016 | <0.001 | |
| 3/23/2016 | <0.001 | |
| 5/19/2016 | <0.001 | |
| 7/21/2016 | <0.001 | |
| 9/14/2016 | <0.001 | |
| 11/10/2016 | <0.001 | |
| 1/17/2017 | <0.001 | |
| 3/16/2017 | <0.001 | |
| 4/27/2017 | <0.001 | |
| 8/2/2017 | <0.001 | |
| 1/22/2018 | <0.001 | |
| 6/19/2018 | <0.001 | |
| 1/17/2019 | <0.001 | |
| 6/24/2019 | <0.001 | |
| 9/10/2019 | <0.001 | |
| 3/10/2020 | <0.001 | |
| 9/9/2020 | <0.001 | |
| 3/15/2021 | <0.001 | |
| 8/18/2021 | <0.001 | |
| 3/1/2022 | <0.001 | |
| 8/9/2022 | <0.001 | |
| 2/14/2023 | <0.001 | |
| 8/9/2023 | <0.001 | |
| 2/14/2024 | <0.001 | |
| 7/29/2024 | <0.001 | |
| 2/10/2025 | <0.001 | |
| 8/12/2025 | <0.001 | |
| 1/20/2026 | | <0.001 |

ND substitution: RL or RL/2 if <15% NDs.

# Prediction Limit

Constituent: Beryllium (mg/L) Analysis Run 3/31/2026 6:17 AM View: Appendix I

Plant Wansley Client: Southern Company Data: Wansley Landfill

| | GWA-28 | GWA-28 |
|---|---|---|
| 9/16/2011 | <0.0025 | |
| 10/28/2011 | <0.0025 | |
| 12/12/2011 | <0.0025 | |
| 1/25/2012 | <0.0025 | |
| 7/16/2012 | <0.0025 | |
| 1/24/2013 | <0.0025 | |
| 7/23/2013 | <0.0025 | |
| 1/22/2014 | 0.00034 (J) | |
| 7/1/2014 | 0.00039 (J) | |
| 1/21/2015 | 0.0005 (J) | |
| 7/21/2015 | 0.00042 (J) | |
| 1/22/2016 | 0.00044 (J) | |
| 3/22/2016 | <0.0025 | |
| 5/23/2016 | <0.0025 | |
| 7/25/2016 | 0.00037 (J) | |
| 9/15/2016 | 0.00039 (J) | |
| 11/9/2016 | 0.00041 (J) | |
| 1/17/2017 | 0.0004 (J) | |
| 3/16/2017 | <0.0025 | |
| 4/27/2017 | 0.00042 (J) | |
| 8/1/2017 | 0.0004 (J) | |
| 1/19/2018 | 0.00045 (J) | |
| 6/19/2018 | 0.00038 (J) | |
| 1/21/2019 | 0.00041 (J) | |
| 6/25/2019 | 0.00039 (J) | |
| 9/10/2019 | 0.00049 (J) | |
| 3/10/2020 | 0.00051 (J) | |
| 9/9/2020 | 0.0003 (J) | |
| 3/15/2021 | 0.00046 (J) | |
| 8/16/2021 | 0.00041 (J) | |
| 3/1/2022 | 0.00042 (J) | |
| 8/9/2022 | 0.00045 (J) | |
| 2/14/2023 | 0.00044 (J) | |
| 8/9/2023 | 0.00043 (J) | |
| 2/14/2024 | 0.00045 (J) | |
| 7/29/2024 | 0.00052 (J) | |
| 2/10/2025 | 0.00043 (J) | |
| 8/12/2025 | 0.00017 (J) | |
| 1/20/2026 | | 0.00025 (J) |

ND substitution: RL or RL/2 if <15% NDs.

# Prediction Limit

Constituent: Beryllium (mg/L) Analysis Run 3/31/2026 6:17 AM View: Appendix I

Plant Wansley Client: Southern Company Data: Wansley Landfill

| | GWA-29 | GWA-29 |
|---|---|---|
| 9/17/2011 | <0.0013 | |
| 10/28/2011 | <0.0013 | |
| 12/12/2011 | 0.0015 | |
| 1/31/2012 | 0.0016 | |
| 7/17/2012 | 0.002 | |
| 1/24/2013 | 0.0025 | |
| 7/24/2013 | 0.0027 | |
| 1/22/2014 | 0.002 | |
| 7/8/2014 | 0.0024 | |
| 1/21/2015 | 0.0026 | |
| 7/22/2015 | 0.0024 | |
| 1/19/2016 | 0.0024 | |
| 3/22/2016 | 0.00194 (J) | |
| 5/19/2016 | 0.00188 (J) | |
| 7/21/2016 | 0.0021 (J) | |
| 1/17/2017 | 0.0024 (J) | |
| 3/15/2017 | 0.002 (J) | |
| 4/27/2017 | 0.0019 (J) | |
| 7/18/2017 | 0.0018 (J) | |
| 8/1/2017 | 0.0019 (J) | |
| 1/19/2018 | 0.0018 (J) | |
| 6/19/2018 | 0.0021 (J) | |
| 1/18/2019 | 0.0021 (J) | |
| 6/25/2019 | 0.0023 | |
| 9/10/2019 | 0.0023 | |
| 3/10/2020 | 0.002 (J) | |
| 9/9/2020 | 0.0017 (J) | |
| 3/15/2021 | 0.002 (J) | |
| 8/18/2021 | 0.0021 (J) | |
| 3/2/2022 | 0.002 (J) | |
| 8/9/2022 | 0.0021 (J) | |
| 2/13/2023 | 0.002 (J) | |
| 8/8/2023 | 0.0017 (J) | |
| 2/14/2024 | 0.0018 (J) | |
| 7/30/2024 | 0.002 (J) | |
| 2/11/2025 | 0.0018 (J) | |
| 8/12/2025 | 0.001 | |
| 1/20/2026 | | 0.0016 |

ND substitution: RL or RL/2 if <15% NDs.

# Prediction Limit

Constituent: Beryllium (mg/L) Analysis Run 3/31/2026 6:17 AM View: Appendix I

Plant Wansley Client: Southern Company Data: Wansley Landfill

| | GWC-5 | GWC-5 |
|---|---|---|
| 8/31/2011 | <0.001 | |
| 10/27/2011 | <0.001 | |
| 12/5/2011 | <0.001 | |
| 1/25/2012 | <0.001 | |
| 7/18/2012 | <0.001 | |
| 1/9/2013 | <0.001 | |
| 7/17/2013 | <0.001 | |
| 1/15/2014 | <0.001 | |
| 6/25/2014 | <0.001 | |
| 1/13/2015 | <0.001 | |
| 7/24/2015 | <0.001 | |
| 1/20/2016 | <0.001 | |
| 3/28/2016 | <0.001 | |
| 5/23/2016 | <0.001 | |
| 7/21/2016 | <0.001 | |
| 9/15/2016 | <0.001 | |
| 11/15/2016 | <0.001 | |
| 1/26/2017 | <0.001 | |
| 3/22/2017 | <0.001 | |
| 5/2/2017 | <0.001 | |
| 8/3/2017 | <0.001 | |
| 1/23/2018 | <0.001 | |
| 6/25/2018 | <0.001 | |
| 1/30/2019 | <0.001 | |
| 6/26/2019 | <0.001 | |
| 9/12/2019 | <0.001 | |
| 3/16/2020 | <0.001 | |
| 9/9/2020 | <0.001 | |
| 3/17/2021 | <0.001 | |
| 8/19/2021 | <0.001 | |
| 3/2/2022 | <0.001 | |
| 8/11/2022 | <0.001 | |
| 2/20/2023 | <0.001 | |
| 8/14/2023 | <0.001 | |
| 2/14/2024 | <0.001 | |
| 7/31/2024 | <0.001 | |
| 2/14/2025 | <0.001 | |
| 8/18/2025 | 0.00015 (J) | |
| 1/21/2026 | | <0.001 |

ND substitution: RL or RL/2 if <15% NDs.

# Prediction Limit

Constituent: Beryllium (mg/L) Analysis Run 3/31/2026 6:17 AM View: Appendix I

Plant Wansley Client: Southern Company Data: Wansley Landfill

| | GWC-6 | GWC-6 |
|---|---|---|
| 8/31/2011 | <0.001 | |
| 10/30/2011 | <0.001 | |
| 12/5/2011 | <0.001 | |
| 1/25/2012 | <0.001 | |
| 7/24/2012 | <0.001 | |
| 1/8/2013 | <0.001 | |
| 7/9/2013 | <0.001 | |
| 1/15/2014 | <0.001 | |
| 6/25/2014 | <0.001 | |
| 1/20/2015 | <0.001 | |
| 7/24/2015 | <0.001 | |
| 1/20/2016 | 7.8E-05 (J) | |
| 3/28/2016 | <0.001 | |
| 5/24/2016 | <0.001 | |
| 7/21/2016 | <0.001 | |
| 9/15/2016 | <0.001 | |
| 11/16/2016 | <0.001 | |
| 1/26/2017 | <0.001 | |
| 3/22/2017 | <0.001 | |
| 5/2/2017 | <0.001 | |
| 8/3/2017 | <0.001 | |
| 1/23/2018 | <0.001 | |
| 6/25/2018 | <0.001 | |
| 1/30/2019 | <0.001 | |
| 6/26/2019 | <0.001 | |
| 9/12/2019 | <0.001 | |
| 3/16/2020 | <0.001 | |
| 9/11/2020 | <0.001 | |
| 3/17/2021 | <0.001 | |
| 8/18/2021 | <0.001 | |
| 3/2/2022 | <0.001 | |
| 8/11/2022 | <0.001 | |
| 2/20/2023 | <0.001 | |
| 8/14/2023 | <0.001 | |
| 2/14/2024 | <0.001 | |
| 8/1/2024 | <0.001 | |
| 2/18/2025 | <0.001 | |
| 8/15/2025 | <0.001 | |
| 1/20/2026 | | <0.001 |

ND substitution: RL or RL/2 if <15% NDs.

# Prediction Limit

Constituent: Beryllium (mg/L) Analysis Run 3/31/2026 6:17 AM View: Appendix I

Plant Wansley Client: Southern Company Data: Wansley Landfill

| | GWC-8 | GWC-8 |
|---|---|---|
| 9/7/2011 | <0.001 | |
| 10/30/2011 | <0.001 | |
| 12/5/2011 | <0.001 | |
| 1/19/2012 | <0.001 | |
| 7/18/2012 | <0.001 | |
| 1/7/2013 | <0.001 | |
| 7/9/2013 | <0.001 | |
| 1/14/2014 | <0.001 | |
| 6/24/2014 | <0.001 | |
| 1/20/2015 | <0.001 | |
| 7/27/2015 | <0.001 | |
| 1/26/2016 | <0.001 | |
| 3/29/2016 | <0.001 | |
| 5/24/2016 | <0.001 | |
| 7/26/2016 | <0.001 | |
| 9/19/2016 | <0.001 | |
| 11/16/2016 | <0.001 | |
| 1/26/2017 | <0.001 | |
| 3/23/2017 | <0.001 | |
| 5/3/2017 | <0.001 | |
| 8/7/2017 | <0.001 | |
| 1/24/2018 | <0.001 | |
| 6/21/2018 | <0.001 | |
| 1/22/2019 | 5.8E-05 (J) | |
| 6/25/2019 | <0.001 | |
| 9/10/2019 | <0.001 | |
| 3/12/2020 | 0.00061 (J) | |
| 9/14/2020 | <0.001 | |
| 3/16/2021 | <0.001 | |
| 8/20/2021 | <0.001 | |
| 3/2/2022 | <0.001 | |
| 8/11/2022 | <0.001 | |
| 2/15/2023 | <0.001 | |
| 8/9/2023 | <0.001 | |
| 2/21/2024 | <0.001 | |
| 7/30/2024 | <0.001 | |
| 2/13/2025 | <0.001 | |
| 8/13/2025 | <0.001 | |
| 1/22/2026 | | <0.001 |

ND substitution: RL or RL/2 if <15% NDs.

# Prediction Limit

Constituent: Beryllium (mg/L) Analysis Run 3/31/2026 6:17 AM View: Appendix I

Plant Wansley Client: Southern Company Data: Wansley Landfill

| | GWC-9 | GWC-9 |
|---|---|---|
| 9/7/2011 | <0.001 | |
| 10/30/2011 | <0.001 | |
| 12/4/2011 | <0.001 | |
| 1/19/2012 | <0.001 | |
| 7/18/2012 | <0.001 | |
| 1/8/2013 | <0.001 | |
| 7/9/2013 | <0.001 | |
| 1/14/2014 | 0.00012 (J) | |
| 6/24/2014 | 0.00014 (J) | |
| 1/20/2015 | 0.00014 (J) | |
| 7/27/2015 | 0.00012 (J) | |
| 1/26/2016 | <0.001 | |
| 3/29/2016 | <0.001 | |
| 5/24/2016 | <0.001 | |
| 7/25/2016 | <0.001 | |
| 9/19/2016 | <0.001 | |
| 11/16/2016 | <0.001 | |
| 1/31/2017 | <0.001 | |
| 3/23/2017 | <0.001 | |
| 5/2/2017 | <0.001 | |
| 8/7/2017 | <0.001 | |
| 1/24/2018 | <0.001 | |
| 6/21/2018 | <0.001 | |
| 1/22/2019 | 7.9E-05 (J) | |
| 6/25/2019 | <0.001 | |
| 9/16/2019 | <0.001 | |
| 3/16/2020 | 0.00041 (J) | |
| 9/11/2020 | <0.001 | |
| 3/16/2021 | <0.001 | |
| 8/25/2021 | <0.001 | |
| 3/9/2022 | <0.001 | |
| 8/16/2022 | 0.00035 (J) | |
| 2/15/2023 | <0.001 | |
| 8/9/2023 | 0.00023 (J) | |
| 2/19/2024 | 0.00024 (J) | |
| 7/31/2024 | 0.00041 (J) | |
| 2/18/2025 | 0.00048 (J) | |
| 8/13/2025 | <0.001 | |
| 1/22/2026 | | <0.001 |

ND substitution: RL or RL/2 if <15% NDs.

# Prediction Limit

Constituent: Beryllium (mg/L) Analysis Run 3/31/2026 6:17 AM View: Appendix I

Plant Wansley Client: Southern Company Data: Wansley Landfill

| | GWC-10 | GWC-10 |
|---|---|---|
| 1/25/2016 | <0.001 | |
| 3/30/2016 | <0.001 | |
| 5/25/2016 | <0.001 | |
| 7/27/2016 | <0.001 | |
| 9/16/2016 | <0.001 | |
| 11/17/2016 | <0.001 | |
| 2/1/2017 | <0.001 | |
| 3/24/2017 | <0.001 | |
| 5/3/2017 | <0.001 | |
| 8/8/2017 | <0.001 | |
| 1/25/2018 | <0.001 | |
| 6/21/2018 | <0.001 | |
| 1/31/2019 | <0.001 | |
| 6/26/2019 | <0.001 | |
| 9/17/2019 | <0.001 | |
| 3/17/2020 | <0.001 | |
| 9/10/2020 | <0.001 | |
| 3/18/2021 | <0.001 | |
| 8/20/2021 | <0.001 | |
| 3/8/2022 | <0.001 | |
| 8/16/2022 | <0.001 | |
| 2/15/2023 | <0.001 | |
| 8/10/2023 | <0.001 | |
| 2/20/2024 | <0.001 | |
| 7/31/2024 | <0.001 | |
| 2/19/2025 | 0.00025 (J) | |
| 8/19/2025 | <0.001 | |
| 1/21/2026 | | <0.001 |

ND substitution: RL or RL/2 if <15% NDs.

# Prediction Limit

Constituent: Beryllium (mg/L) Analysis Run 3/31/2026 6:17 AM View: Appendix I

Plant Wansley Client: Southern Company Data: Wansley Landfill

| | GWC-11 | GWC-11 |
|---|---|---|
| 9/13/2011 | <0.001 | |
| 10/28/2011 | <0.001 | |
| 12/4/2011 | <0.001 | |
| 2/9/2012 | <0.001 | |
| 7/18/2012 | <0.001 | |
| 1/8/2013 | <0.001 | |
| 7/9/2013 | <0.001 | |
| 1/15/2014 | <0.001 | |
| 6/25/2014 | 8.3E-05 (J) | |
| 1/21/2015 | <0.001 | |
| 7/28/2015 | <0.001 | |
| 1/26/2016 | <0.001 | |
| 3/29/2016 | <0.001 | |
| 5/25/2016 | <0.001 | |
| 7/25/2016 | <0.001 | |
| 9/19/2016 | <0.001 | |
| 11/16/2016 | <0.001 | |
| 1/31/2017 | <0.001 | |
| 3/23/2017 | <0.001 | |
| 5/2/2017 | <0.001 | |
| 8/7/2017 | <0.001 | |
| 1/24/2018 | <0.001 | |
| 6/20/2018 | <0.001 | |
| 1/24/2019 | 0.00015 (J) | |
| 6/26/2019 | <0.001 | |
| 9/16/2019 | <0.001 | |
| 3/16/2020 | 0.00039 (J) | |
| 9/10/2020 | <0.001 | |
| 3/17/2021 | <0.001 | |
| 8/23/2021 | <0.001 | |
| 3/7/2022 | <0.001 | |
| 8/15/2022 | <0.001 | |
| 2/21/2023 | <0.001 | |
| 8/14/2023 | <0.001 | |
| 2/14/2024 | <0.001 | |
| 8/6/2024 | <0.001 | |
| 2/18/2025 | 0.00041 (J) | |
| 8/18/2025 | <0.001 | |
| 1/21/2026 | | <0.001 |

ND substitution: RL or RL/2 if <15% NDs.

# Prediction Limit

Constituent: Beryllium (mg/L) Analysis Run 3/31/2026 6:17 AM View: Appendix I

Plant Wansley Client: Southern Company Data: Wansley Landfill

| | GWC-12 | GWC-12 |
|---|---|---|
| 9/13/2011 | <0.001 | |
| 10/28/2011 | <0.001 | |
| 12/4/2011 | <0.001 | |
| 1/24/2012 | <0.001 | |
| 7/11/2012 | <0.001 | |
| 1/8/2013 | <0.001 | |
| 7/10/2013 | <0.001 | |
| 1/21/2014 | <0.001 | |
| 7/1/2014 | <0.001 | |
| 1/21/2015 | <0.001 | |
| 7/28/2015 | <0.001 | |
| 1/26/2016 | <0.001 | |
| 3/29/2016 | <0.001 | |
| 5/25/2016 | <0.001 | |
| 7/22/2016 | <0.001 | |
| 9/15/2016 | <0.001 | |
| 11/16/2016 | <0.001 | |
| 1/31/2017 | <0.001 | |
| 3/23/2017 | <0.001 | |
| 5/3/2017 | <0.001 | |
| 8/7/2017 | <0.001 | |
| 1/24/2018 | <0.001 | |
| 6/26/2018 | <0.001 | |
| 1/25/2019 | <0.001 | |
| 6/26/2019 | <0.001 | |
| 9/11/2019 | 0.00024 (J) | |
| 3/18/2020 | 0.00029 (J) | |
| 9/10/2020 | <0.001 | |
| 3/16/2021 | <0.001 | |
| 8/19/2021 | <0.001 | |
| 3/7/2022 | <0.001 | |
| 8/16/2022 | <0.001 | |
| 2/15/2023 | <0.001 | |
| 8/14/2023 | <0.001 | |
| 2/20/2024 | <0.001 | |
| 8/6/2024 | <0.001 | |
| 2/17/2025 | <0.001 | |
| 8/18/2025 | 0.00097 (J) | |
| 1/21/2026 | | <0.001 |

ND substitution: RL or RL/2 if <15% NDs.

# Prediction Limit

Constituent: Beryllium (mg/L) Analysis Run 3/31/2026 6:17 AM View: Appendix I

Plant Wansley Client: Southern Company Data: Wansley Landfill

| | GWC-13 | GWC-13 |
|---|---|---|
| 9/13/2011 | <0.001 | |
| 10/28/2011 | <0.001 | |
| 12/4/2011 | <0.001 | |
| 1/24/2012 | <0.001 | |
| 7/11/2012 | <0.001 | |
| 1/8/2013 | <0.001 | |
| 7/10/2013 | <0.001 | |
| 1/21/2014 | <0.001 | |
| 7/1/2014 | <0.001 | |
| 1/21/2015 | <0.001 | |
| 7/28/2015 | <0.001 | |
| 1/27/2016 | <0.001 | |
| 3/29/2016 | <0.001 | |
| 5/25/2016 | <0.001 | |
| 7/26/2016 | <0.001 | |
| 9/15/2016 | <0.001 | |
| 11/17/2016 | <0.001 | |
| 1/31/2017 | <0.001 | |
| 3/23/2017 | <0.001 | |
| 5/3/2017 | <0.001 | |
| 8/4/2017 | <0.001 | |
| 1/25/2018 | <0.001 | |
| 6/20/2018 | <0.001 | |
| 1/22/2019 | <0.001 | |
| 6/25/2019 | <0.001 | |
| 9/12/2019 | <0.001 | |
| 3/12/2020 | <0.001 | |
| 9/10/2020 | <0.001 | |
| 3/17/2021 | <0.001 | |
| 8/23/2021 | <0.001 | |
| 3/8/2022 | <0.001 | |
| 8/15/2022 | <0.001 | |
| 2/21/2023 | <0.001 | |
| 8/16/2023 | <0.001 | |
| 2/19/2024 | <0.001 | |
| 8/5/2024 | <0.001 | |
| 2/18/2025 | <0.001 | |
| 8/19/2025 | 0.00095 (J) | |
| 1/21/2026 | | <0.001 |

ND substitution: RL or RL/2 if <15% NDs.

# Prediction Limit

Constituent: Beryllium (mg/L) Analysis Run 3/31/2026 6:17 AM View: Appendix I

Plant Wansley Client: Southern Company Data: Wansley Landfill

| | GWC-14 | GWC-14 |
|---|---|---|
| 9/13/2011 | <0.0025 | |
| 10/27/2011 | <0.0025 | |
| 12/3/2011 | <0.0025 | |
| 1/24/2012 | <0.0025 | |
| 7/11/2012 | <0.0025 | |
| 1/8/2013 | <0.0025 | |
| 7/10/2013 | <0.0025 | |
| 1/21/2014 | 0.00012 (J) | |
| 7/1/2014 | <0.0025 | |
| 1/14/2015 | 0.00015 (J) | |
| 7/22/2015 | 0.00023 (J) | |
| 1/27/2016 | 0.00011 (J) | |
| 3/30/2016 | <0.0025 | |
| 5/25/2016 | <0.0025 | |
| 7/26/2016 | <0.0025 | |
| 9/15/2016 | 0.00044 (J) | |
| 11/17/2016 | 0.00055 (J) | |
| 2/1/2017 | <0.0025 | |
| 3/23/2017 | <0.0025 | |
| 5/3/2017 | <0.0025 | |
| 8/7/2017 | 0.00059 (J) | |
| 1/25/2018 | <0.0025 | |
| 6/20/2018 | 0.00064 (J) | |
| 1/22/2019 | 0.0004 (J) | |
| 6/25/2019 | 0.00041 (J) | |
| 9/12/2019 | 0.00092 (J) | |
| 3/17/2020 | 0.00059 (J) | |
| 9/10/2020 | 0.00064 (J) | |
| 3/17/2021 | 0.00074 (J) | |
| 8/23/2021 | 0.00026 (J) | |
| 3/7/2022 | 0.00051 (J) | |
| 8/16/2022 | 0.0006 (J) | |
| 2/17/2023 | 0.0003 (J) | |
| 8/14/2023 | <0.0025 | |
| 2/19/2024 | 0.00034 (J) | |
| 8/6/2024 | 0.00056 (J) | |
| 2/17/2025 | 0.00021 (J) | |
| 8/19/2025 | 0.00061 (J) | |
| 1/20/2026 | | 0.00015 (J) |

ND substitution: RL or RL/2 if <15% NDs.

# Prediction Limit

Constituent: Beryllium (mg/L) Analysis Run 3/31/2026 6:17 AM View: Appendix I

Plant Wansley Client: Southern Company Data: Wansley Landfill

| | GWC-15 | GWC-15 |
|---|---|---|
| 9/16/2011 | <0.001 | |
| 10/27/2011 | <0.001 | |
| 12/3/2011 | <0.001 | |
| 2/9/2012 | <0.001 | |
| 7/11/2012 | <0.001 | |
| 1/8/2013 | <0.001 | |
| 7/2/2013 | <0.001 | |
| 1/21/2014 | <0.001 | |
| 6/24/2014 | <0.001 | |
| 1/14/2015 | <0.001 | |
| 7/22/2015 | <0.001 | |
| 1/27/2016 | <0.001 | |
| 3/30/2016 | <0.001 | |
| 5/25/2016 | <0.001 | |
| 7/26/2016 | <0.001 | |
| 9/20/2016 | <0.001 | |
| 11/17/2016 | <0.001 | |
| 2/1/2017 | <0.001 | |
| 3/23/2017 | <0.001 | |
| 5/3/2017 | <0.001 | |
| 8/4/2017 | <0.001 | |
| 1/25/2018 | <0.001 | |
| 6/20/2018 | <0.001 | |
| 1/22/2019 | <0.001 | |
| 6/25/2019 | <0.001 | |
| 9/17/2019 | <0.001 | |
| 3/16/2020 | <0.001 | |
| 9/10/2020 | 0.00022 (J) | |
| 3/18/2021 | <0.001 | |
| 8/24/2021 | <0.001 | |
| 3/7/2022 | <0.001 | |
| 8/16/2022 | <0.001 | |
| 2/21/2023 | <0.001 | |
| 8/14/2023 | <0.001 | |
| 2/21/2024 | <0.001 | |
| 8/6/2024 | <0.001 | |
| 2/18/2025 | <0.001 | |
| 8/18/2025 | 0.00097 (J) | |
| 1/21/2026 | | <0.001 |

ND substitution: RL or RL/2 if <15% NDs.

# Prediction Limit

Constituent: Beryllium (mg/L) Analysis Run 3/31/2026 6:17 AM View: Appendix I

Plant Wansley Client: Southern Company Data: Wansley Landfill

| | GWC-16 | GWC-16 |
|---|---|---|
| 8/30/2011 | <0.001 | |
| 10/26/2011 | <0.001 | |
| 12/3/2011 | <0.001 | |
| 1/25/2012 | <0.001 | |
| 7/11/2012 | <0.001 | |
| 1/8/2013 | <0.001 | |
| 7/2/2013 | <0.001 | |
| 1/14/2014 | <0.001 | |
| 6/25/2014 | <0.001 | |
| 1/13/2015 | <0.001 | |
| 7/22/2015 | <0.001 | |
| 1/27/2016 | <0.001 | |
| 3/30/2016 | <0.001 | |
| 5/25/2016 | <0.001 | |
| 7/27/2016 | <0.001 | |
| 9/16/2016 | <0.001 | |
| 11/17/2016 | <0.001 | |
| 2/1/2017 | <0.001 | |
| 3/24/2017 | <0.001 | |
| 5/3/2017 | <0.001 | |
| 8/7/2017 | <0.001 | |
| 1/25/2018 | <0.001 | |
| 6/20/2018 | <0.001 | |
| 1/25/2019 | 7.2E-05 (J) | |
| 6/25/2019 | <0.001 | |
| 9/11/2019 | 0.00024 (J) | |
| 3/17/2020 | <0.001 | |
| 9/11/2020 | <0.001 | |
| 3/17/2021 | <0.001 | |
| 8/20/2021 | <0.001 | |
| 3/8/2022 | <0.001 | |
| 8/16/2022 | <0.001 | |
| 2/20/2023 | <0.001 | |
| 8/14/2023 | <0.001 | |
| 2/21/2024 | <0.001 | |
| 8/5/2024 | <0.001 | |
| 2/11/2025 | <0.001 | |
| 8/15/2025 | <0.001 | |
| 1/21/2026 | | <0.001 |

ND substitution: RL or RL/2 if <15% NDs.

# Prediction Limit

Constituent: Beryllium (mg/L) Analysis Run 3/31/2026 6:17 AM View: Appendix I

Plant Wansley Client: Southern Company Data: Wansley Landfill

| | GWC-17 | GWC-17 |
|---|---|---|
| 8/30/2011 | <0.001 | |
| 10/26/2011 | <0.001 | |
| 12/3/2011 | <0.001 | |
| 1/25/2012 | <0.001 | |
| 7/11/2012 | <0.001 | |
| 1/8/2013 | <0.001 | |
| 7/16/2013 | <0.001 | |
| 1/14/2014 | <0.001 | |
| 6/25/2014 | <0.001 | |
| 1/14/2015 | <0.001 | |
| 7/28/2015 | <0.001 | |
| 1/27/2016 | <0.001 | |
| 3/30/2016 | <0.001 | |
| 5/25/2016 | <0.001 | |
| 7/27/2016 | <0.001 | |
| 9/19/2016 | <0.001 | |
| 11/17/2016 | <0.001 | |
| 2/1/2017 | <0.001 | |
| 3/24/2017 | <0.001 | |
| 5/3/2017 | <0.001 | |
| 8/7/2017 | <0.001 | |
| 1/25/2018 | <0.001 | |
| 6/26/2018 | <0.001 | |
| 1/24/2019 | <0.001 | |
| 6/25/2019 | <0.001 | |
| 9/11/2019 | 0.00018 (J) | |
| 3/17/2020 | <0.001 | |
| 9/14/2020 | <0.001 | |
| 3/16/2021 | <0.001 | |
| 8/20/2021 | <0.001 | |
| 3/8/2022 | <0.001 | |
| 8/11/2022 | <0.001 | |
| 2/20/2023 | <0.001 | |
| 8/10/2023 | <0.001 | |
| 2/20/2024 | <0.001 | |
| 8/7/2024 | <0.001 | |
| 2/13/2025 | <0.001 | |
| 8/13/2025 | <0.001 | |
| 1/21/2026 | | <0.001 |

ND substitution: RL or RL/2 if <15% NDs.

# Prediction Limit

Constituent: Beryllium (mg/L) Analysis Run 3/31/2026 6:17 AM View: Appendix I

Plant Wansley Client: Southern Company Data: Wansley Landfill

| | GWC-18 | GWC-18 |
|---|---|---|
| 8/30/2011 | <0.001 | |
| 10/26/2011 | <0.001 | |
| 12/3/2011 | <0.001 | |
| 2/9/2012 | <0.001 | |
| 7/11/2012 | <0.001 | |
| 1/8/2013 | <0.001 | |
| 7/16/2013 | <0.001 | |
| 1/14/2014 | <0.001 | |
| 6/24/2014 | <0.001 | |
| 1/13/2015 | <0.001 | |
| 7/23/2015 | <0.001 | |
| 1/27/2016 | <0.001 | |
| 3/30/2016 | <0.001 | |
| 5/26/2016 | <0.001 | |
| 7/25/2016 | <0.001 | |
| 9/19/2016 | <0.001 | |
| 11/17/2016 | <0.001 | |
| 2/1/2017 | <0.001 | |
| 3/24/2017 | <0.001 | |
| 5/3/2017 | <0.001 | |
| 8/7/2017 | <0.001 | |
| 1/25/2018 | <0.001 | |
| 6/21/2018 | <0.001 | |
| 1/28/2019 | <0.001 | |
| 6/27/2019 | <0.001 | |
| 9/11/2019 | 0.00019 (J) | |
| 3/17/2020 | <0.001 | |
| 9/14/2020 | <0.001 | |
| 3/16/2021 | <0.001 | |
| 8/24/2021 | <0.001 | |
| 3/8/2022 | <0.001 | |
| 8/11/2022 | <0.001 | |
| 2/20/2023 | <0.001 | |
| 8/9/2023 | <0.001 | |
| 2/21/2024 | <0.001 | |
| 8/7/2024 | <0.001 | |
| 2/13/2025 | <0.001 | |
| 8/13/2025 | <0.001 | |
| 1/21/2026 | | <0.001 |

ND substitution: RL or RL/2 if <15% NDs.

# Prediction Limit

Constituent: Beryllium (mg/L) Analysis Run 3/31/2026 6:17 AM View: Appendix I

Plant Wansley Client: Southern Company Data: Wansley Landfill

| | GWC-19 | GWC-19 |
|---|---|---|
| 8/30/2011 | <0.001 | |
| 10/26/2011 | <0.001 | |
| 12/3/2011 | <0.001 | |
| 2/8/2012 | <0.001 | |
| 7/11/2012 | <0.001 | |
| 1/8/2013 | <0.001 | |
| 7/16/2013 | <0.001 | |
| 1/21/2014 | <0.001 | |
| 6/24/2014 | <0.001 | |
| 1/13/2015 | <0.001 | |
| 7/23/2015 | <0.001 | |
| 1/27/2016 | <0.001 | |
| 3/30/2016 | <0.001 | |
| 5/26/2016 | <0.001 | |
| 7/25/2016 | <0.001 | |
| 9/19/2016 | <0.001 | |
| 11/17/2016 | <0.001 | |
| 2/2/2017 | <0.001 | |
| 3/24/2017 | <0.001 | |
| 5/3/2017 | <0.001 | |
| 8/7/2017 | <0.001 | |
| 1/25/2018 | <0.001 | |
| 6/21/2018 | <0.001 | |
| 1/28/2019 | 0.00011 (J) | |
| 6/26/2019 | <0.001 | |
| 9/12/2019 | <0.001 | |
| 3/18/2020 | <0.001 | |
| 9/15/2020 | <0.001 | |
| 3/17/2021 | 0.00046 (J) | |
| 8/24/2021 | <0.001 | |
| 3/8/2022 | <0.001 | |
| 8/11/2022 | <0.001 | |
| 2/21/2023 | 0.0002 (J) | |
| 8/9/2023 | <0.001 | |
| 2/21/2024 | 0.0002 (J) | |
| 8/6/2024 | <0.001 | |
| 2/14/2025 | <0.001 | |
| 8/13/2025 | <0.001 | |
| 1/21/2026 | | <0.001 |

ND substitution: RL or RL/2 if <15% NDs.

# Prediction Limit

Constituent: Beryllium (mg/L) Analysis Run 3/31/2026 6:17 AM View: Appendix I

Plant Wansley Client: Southern Company Data: Wansley Landfill

| | GWC-20 | GWC-20 |
|---|---|---|
| 8/31/2011 | <0.001 | |
| 10/27/2011 | <0.001 | |
| 12/4/2011 | <0.001 | |
| 2/8/2012 | <0.001 | |
| 7/11/2012 | <0.001 | |
| 1/8/2013 | <0.001 | |
| 7/16/2013 | <0.001 | |
| 1/21/2014 | <0.001 | |
| 6/24/2014 | <0.001 | |
| 1/13/2015 | <0.001 | |
| 7/23/2015 | <0.001 | |
| 1/27/2016 | <0.001 | |
| 3/30/2016 | <0.001 | |
| 5/26/2016 | <0.001 | |
| 7/25/2016 | <0.001 | |
| 9/20/2016 | <0.001 | |
| 11/17/2016 | <0.001 | |
| 2/2/2017 | <0.001 | |
| 3/28/2017 | <0.001 | |
| 5/4/2017 | <0.001 | |
| 8/7/2017 | <0.001 | |
| 1/26/2018 | <0.001 | |
| 6/21/2018 | <0.001 | |
| 1/28/2019 | <0.001 | |
| 6/25/2019 | <0.001 | |
| 9/11/2019 | <0.001 | |
| 3/18/2020 | <0.001 | |
| 9/15/2020 | <0.001 | |
| 3/16/2021 | 0.00041 (J) | |
| 8/24/2021 | <0.001 | |
| 3/7/2022 | <0.001 | |
| 8/16/2022 | <0.001 | |
| 2/22/2023 | <0.001 | |
| 8/9/2023 | <0.001 | |
| 2/20/2024 | <0.001 | |
| 8/2/2024 | <0.001 | |
| 2/14/2025 | <0.001 | |
| 8/12/2025 | <0.001 | |
| 1/21/2026 | | <0.001 |

ND substitution: RL or RL/2 if <15% NDs.

# Prediction Limit

Constituent: Beryllium (mg/L) Analysis Run 3/31/2026 6:17 AM View: Appendix I

Plant Wansley Client: Southern Company Data: Wansley Landfill

| | GWC-21 | GWC-21 |
|---|---|---|
| 8/31/2011 | <0.001 | |
| 10/27/2011 | <0.001 | |
| 12/4/2011 | <0.001 | |
| 2/8/2012 | <0.001 | |
| 7/17/2012 | <0.001 | |
| 1/9/2013 | <0.001 | |
| 7/16/2013 | <0.001 | |
| 1/21/2014 | <0.001 | |
| 6/24/2014 | <0.001 | |
| 1/13/2015 | <0.001 | |
| 7/23/2015 | <0.001 | |
| 1/26/2016 | <0.001 | |
| 3/30/2016 | <0.001 | |
| 5/26/2016 | <0.001 | |
| 7/26/2016 | <0.001 | |
| 9/20/2016 | <0.001 | |
| 11/17/2016 | <0.001 | |
| 2/2/2017 | <0.001 | |
| 3/28/2017 | <0.001 | |
| 5/4/2017 | <0.001 | |
| 8/7/2017 | <0.001 | |
| 1/26/2018 | <0.001 | |
| 6/20/2018 | <0.001 | |
| 1/24/2019 | 7.9E-05 (J) | |
| 6/25/2019 | <0.001 | |
| 9/11/2019 | 0.0002 (J) | |
| 3/18/2020 | <0.001 | |
| 9/15/2020 | <0.001 | |
| 3/16/2021 | <0.001 | |
| 8/19/2021 | <0.001 | |
| 3/7/2022 | <0.001 | |
| 8/16/2022 | <0.001 | |
| 2/21/2023 | <0.001 | |
| 8/9/2023 | <0.001 | |
| 2/19/2024 | <0.001 | |
| 7/30/2024 | <0.001 | |
| 2/11/2025 | <0.001 | |
| 8/12/2025 | <0.001 | |
| 1/20/2026 | | <0.001 |

ND substitution: RL or RL/2 if <15% NDs.

# Prediction Limit

Constituent: Beryllium (mg/L) Analysis Run 3/31/2026 6:17 AM View: Appendix I

Plant Wansley Client: Southern Company Data: Wansley Landfill

| | GWC-22 | GWC-22 |
|---|---|---|
| 9/15/2011 | <0.001 | |
| 10/29/2011 | <0.001 | |
| 12/13/2011 | <0.001 | |
| 1/25/2012 | <0.001 | |
| 7/18/2012 | <0.001 | |
| 1/22/2013 | <0.001 | |
| 7/16/2013 | <0.001 | |
| 1/21/2014 | <0.001 | |
| 6/25/2014 | <0.001 | |
| 1/14/2015 | <0.001 | |
| 7/23/2015 | <0.001 | |
| 1/26/2016 | <0.001 | |
| 3/31/2016 | <0.001 | |
| 5/26/2016 | <0.001 | |
| 7/26/2016 | <0.001 | |
| 9/20/2016 | <0.001 | |
| 11/17/2016 | <0.001 | |
| 2/3/2017 | <0.001 | |
| 3/28/2017 | <0.001 | |
| 5/3/2017 | <0.001 | |
| 8/8/2017 | <0.001 | |
| 1/25/2018 | <0.001 | |
| 6/20/2018 | <0.001 | |
| 1/24/2019 | <0.001 | |
| 6/25/2019 | 0.00017 (J) | |
| 9/10/2019 | <0.001 | |
| 3/18/2020 | 0.00038 (J) | |
| 9/10/2020 | <0.001 | |
| 3/15/2021 | 0.0002 (J) | |
| 8/19/2021 | <0.001 | |
| 3/8/2022 | <0.001 | |
| 8/17/2022 | <0.001 | |
| 2/14/2023 | <0.001 | |
| 8/14/2023 | <0.001 | |
| 2/14/2024 | <0.001 | |
| 8/6/2024 | <0.001 | |
| 2/11/2025 | <0.001 | |
| 8/12/2025 | <0.001 | |
| 1/20/2026 | | <0.001 |

ND substitution: RL or RL/2 if <15% NDs.

# Prediction Limit

Constituent: Beryllium (mg/L) Analysis Run 3/31/2026 6:17 AM View: Appendix I

Plant Wansley Client: Southern Company Data: Wansley Landfill

| | GWC-23 | GWC-23 |
|---|---|---|
| 9/16/2011 | <0.001 | |
| 10/29/2011 | <0.001 | |
| 12/13/2011 | <0.001 | |
| 1/31/2012 | <0.001 | |
| 7/18/2012 | <0.001 | |
| 1/22/2013 | <0.001 | |
| 7/23/2013 | <0.001 | |
| 1/22/2014 | <0.001 | |
| 7/1/2014 | <0.001 | |
| 1/22/2015 | <0.001 | |
| 7/29/2015 | 8E-05 (J) | |
| 1/21/2016 | <0.001 | |
| 3/29/2016 | <0.001 | |
| 5/25/2016 | <0.001 | |
| 7/27/2016 | <0.001 | |
| 9/20/2016 | <0.001 | |
| 11/18/2016 | <0.001 | |
| 2/3/2017 | <0.001 | |
| 3/28/2017 | <0.001 | |
| 5/4/2017 | <0.001 | |
| 8/8/2017 | <0.001 | |
| 1/25/2018 | <0.001 | |
| 6/20/2018 | <0.001 | |
| 1/25/2019 | <0.001 | |
| 6/26/2019 | <0.001 | |
| 9/12/2019 | <0.001 | |
| 3/18/2020 | <0.001 | |
| 9/10/2020 | <0.001 | |
| 3/18/2021 | 0.00052 (J) | |
| 8/23/2021 | <0.001 | |
| 3/9/2022 | <0.001 | |
| 8/16/2022 | <0.001 | |
| 2/21/2023 | <0.001 | |
| 8/15/2023 | <0.001 | |
| 2/19/2024 | <0.001 | |
| 7/30/2024 | <0.001 | |
| 2/11/2025 | <0.001 | |
| 8/12/2025 | <0.001 | |
| 1/22/2026 | | <0.001 |

ND substitution: RL or RL/2 if <15% NDs.

# Prediction Limit

Constituent: Beryllium (mg/L) Analysis Run 3/31/2026 6:17 AM View: Appendix I

Plant Wansley Client: Southern Company Data: Wansley Landfill

| | GWC-24 | GWC-24 |
|---|---|---|
| 7/8/2014 | 8.3E-05 (J) | |
| 7/31/2015 | 0.00012 (J) | |
| 1/20/2016 | 9.3E-05 (J) | |
| 3/30/2016 | <0.001 | |
| 5/25/2016 | <0.001 | |
| 7/27/2016 | <0.001 | |
| 9/16/2016 | <0.001 | |
| 11/18/2016 | <0.001 | |
| 2/3/2017 | <0.001 | |
| 3/29/2017 | <0.001 | |
| 5/4/2017 | <0.001 | |
| 8/8/2017 | <0.001 | |
| 1/25/2018 | <0.001 | |
| 6/27/2018 | <0.001 | |
| 1/31/2019 | <0.001 | |
| 6/26/2019 | 0.00017 (J) | |
| 9/11/2019 | <0.001 | |
| 3/12/2020 | 0.0002 (J) | |
| 9/15/2020 | <0.001 | |
| 3/18/2021 | 0.00024 (J) | |
| 8/19/2021 | <0.001 | |
| 3/10/2022 | <0.001 | |
| 8/18/2022 | <0.001 | |
| 2/16/2023 | <0.001 | |
| 8/16/2023 | <0.001 | |
| 2/22/2024 | <0.001 | |
| 8/6/2024 | <0.001 | |
| 2/14/2025 | <0.001 | |
| 8/14/2025 | <0.001 | |
| 1/21/2026 | | <0.001 |

ND substitution: RL or RL/2 if <15% NDs.

# Prediction Limit

Constituent: Beryllium (mg/L) Analysis Run 3/31/2026 6:17 AM View: Appendix I

Plant Wansley Client: Southern Company Data: Wansley Landfill

| | GWC-25 | GWC-25 |
|---|---|---|
| 9/17/2011 | <0.001 | |
| 10/31/2011 | <0.001 | |
| 12/14/2011 | <0.001 | |
| 2/7/2012 | <0.001 | |
| 7/17/2012 | <0.001 | |
| 7/24/2013 | <0.001 | |
| 1/23/2014 | <0.001 | |
| 7/8/2014 | <0.001 | |
| 1/21/2015 | <0.001 | |
| 7/30/2015 | <0.001 | |
| 1/21/2016 | <0.001 | |
| 3/28/2016 | <0.001 | |
| 5/25/2016 | <0.001 | |
| 7/27/2016 | <0.001 | |
| 9/19/2016 | <0.001 | |
| 11/15/2016 | <0.001 | |
| 1/24/2017 | <0.001 | |
| 3/23/2017 | <0.001 | |
| 5/2/2017 | <0.001 | |
| 8/3/2017 | <0.001 | |
| 1/25/2018 | <0.001 | |
| 6/27/2018 | <0.001 | |
| 1/24/2019 | 6.7E-05 (J) | |
| 6/25/2019 | <0.001 | |
| 9/11/2019 | 0.00019 (J) | |
| 3/12/2020 | <0.001 | |
| 9/14/2020 | <0.001 | |
| 3/17/2021 | <0.001 | |
| 8/19/2021 | <0.001 | |
| 3/8/2022 | <0.001 | |
| 8/10/2022 | <0.001 | |
| 2/21/2023 | <0.001 | |
| 8/15/2023 | <0.001 | |
| 2/21/2024 | <0.001 | |
| 8/1/2024 | <0.001 | |
| 2/14/2025 | <0.001 | |
| 8/13/2025 | <0.001 | |
| 1/21/2026 | | <0.001 |

ND substitution: RL or RL/2 if <15% NDs.

# Prediction Limit

Constituent: Beryllium (mg/L) Analysis Run 3/31/2026 6:17 AM View: Appendix I

Plant Wansley Client: Southern Company Data: Wansley Landfill

| | GWC-26 | GWC-26 |
|---|---|---|
| 9/17/2011 | <0.001 | |
| 10/29/2011 | <0.001 | |
| 12/14/2011 | <0.001 | |
| 2/7/2012 | <0.001 | |
| 7/17/2012 | <0.001 | |
| 1/24/2013 | <0.001 | |
| 7/24/2013 | <0.001 | |
| 1/23/2014 | <0.001 | |
| 7/8/2014 | <0.001 | |
| 1/21/2015 | <0.001 | |
| 7/31/2015 | <0.001 | |
| 1/25/2016 | <0.001 | |
| 3/24/2016 | <0.001 | |
| 5/25/2016 | <0.001 | |
| 7/26/2016 | <0.001 | |
| 9/19/2016 | <0.001 | |
| 11/14/2016 | <0.001 | |
| 1/19/2017 | <0.001 | |
| 3/16/2017 | <0.001 | |
| 5/1/2017 | <0.001 | |
| 8/3/2017 | <0.001 | |
| 1/22/2018 | <0.001 | |
| 6/27/2018 | <0.001 | |
| 1/24/2019 | 8.1E-05 (J) | |
| 6/25/2019 | <0.001 | |
| 9/12/2019 | <0.001 | |
| 3/13/2020 | 0.00019 (J) | |
| 9/15/2020 | <0.001 | |
| 3/17/2021 | <0.001 | |
| 8/19/2021 | <0.001 | |
| 3/9/2022 | <0.001 | |
| 8/10/2022 | <0.001 | |
| 2/21/2023 | <0.001 | |
| 8/16/2023 | <0.001 | |
| 2/20/2024 | <0.001 | |
| 8/2/2024 | <0.001 | |
| 2/13/2025 | <0.001 | |
| 8/13/2025 | <0.001 | |
| 1/22/2026 | | <0.001 |

ND substitution: RL or RL/2 if <15% NDs.

# Prediction Limit

Constituent: Beryllium (mg/L) Analysis Run 3/31/2026 6:17 AM View: Appendix I

Plant Wansley Client: Southern Company Data: Wansley Landfill

| | GWC-27 | GWC-27 |
|---|---|---|
| 9/17/2011 | 0.0066 | |
| 10/29/2011 | 0.0055 | |
| 12/14/2011 | 0.0058 | |
| 1/25/2012 | 0.006 | |
| 7/17/2012 | <0.003 | |
| 1/24/2013 | <0.003 | |
| 7/24/2013 | 0.0027 | |
| 1/23/2014 | 0.0047 | |
| 7/8/2014 | 0.005 | |
| 1/21/2015 | 0.0053 | |
| 7/30/2015 | 0.0013 | |
| 1/22/2016 | 0.00038 (J) | |
| 3/23/2016 | 0.00229 (J) | |
| 5/24/2016 | <0.003 | |
| 7/26/2016 | 0.0015 (J) | |
| 9/19/2016 | 0.0013 (J) | |
| 11/11/2016 | 0.0057 | |
| 1/20/2017 | 0.003 | |
| 3/16/2017 | 0.0018 (J) | |
| 4/28/2017 | 0.00075 (J) | |
| 8/3/2017 | 0.005 | |
| 1/19/2018 | 0.0057 | |
| 6/27/2018 | 0.005 | |
| 1/24/2019 | 0.00039 (J) | |
| 6/26/2019 | 0.0056 | |
| 9/12/2019 | 0.0012 | |
| 3/12/2020 | 0.00038 (J) | |
| 9/9/2020 | 0.0034 | |
| 3/18/2021 | 0.0043 | |
| 8/23/2021 | 0.0015 (J) | |
| 3/8/2022 | 0.0048 | |
| 8/10/2022 | 0.0056 | |
| 2/20/2023 | 0.0016 (J) | |
| 8/15/2023 | 0.0039 | |
| 2/20/2024 | 0.0038 | |
| 7/30/2024 | 0.0044 | |
| 2/11/2025 | 0.0038 | |
| 8/13/2025 | 0.0035 | |
| 1/21/2026 | | 0.0035 |

ND substitution: RL or RL/2 if <15% NDs.

# Prediction Limit

Constituent: Beryllium (mg/L) Analysis Run 3/31/2026 6:17 AM View: Appendix I

Plant Wansley Client: Southern Company Data: Wansley Landfill

| | GWC-30 | GWC-30 |
|---|---|---|
| 9/15/2011 | <0.001 | |
| 10/28/2011 | <0.001 | |
| 12/13/2011 | <0.001 | |
| 2/8/2012 | <0.001 | |
| 7/18/2012 | <0.001 | |
| 1/24/2013 | <0.001 | |
| 7/24/2013 | <0.001 | |
| 1/23/2014 | <0.001 | |
| 7/1/2014 | <0.001 | |
| 1/20/2015 | <0.001 | |
| 7/30/2015 | <0.001 | |
| 1/19/2016 | 9E-05 (J) | |
| 3/23/2016 | <0.001 | |
| 5/20/2016 | <0.001 | |
| 7/21/2016 | <0.001 | |
| 9/20/2016 | <0.001 | |
| 11/14/2016 | <0.001 | |
| 1/24/2017 | <0.001 | |
| 3/17/2017 | <0.001 | |
| 5/1/2017 | <0.001 | |
| 8/4/2017 | <0.001 | |
| 1/24/2018 | <0.001 | |
| 6/21/2018 | <0.001 | |
| 1/30/2019 | <0.001 | |
| 6/27/2019 | <0.001 | |
| 9/10/2019 | <0.001 | |
| 3/11/2020 | <0.001 | |
| 9/10/2020 | <0.001 | |
| 3/18/2021 | <0.001 | |
| 8/23/2021 | <0.001 | |
| 3/2/2022 | <0.001 | |
| 8/10/2022 | <0.001 | |
| 2/14/2023 | <0.001 | |
| 8/16/2023 | <0.001 | |
| 2/21/2024 | <0.001 | |
| 8/5/2024 | <0.001 | |
| 2/13/2025 | <0.001 | |
| 8/14/2025 | <0.001 | |
| 1/21/2026 | | <0.001 |

ND substitution: RL or RL/2 if <15% NDs.

# Prediction Limit

Constituent: Beryllium (mg/L) Analysis Run 3/31/2026 6:17 AM View: Appendix I

Plant Wansley Client: Southern Company Data: Wansley Landfill

| | GWC-31 | GWC-31 |
|---|---|---|
| 9/17/2011 | <0.003 | |
| 10/31/2011 | <0.003 | |
| 2/7/2012 | <0.003 | |
| 1/23/2013 | <0.003 | |
| 1/23/2014 | 0.00099 (J) | |
| 7/1/2014 | 0.0011 (J) | |
| 1/21/2015 | 0.00082 (J) | |
| 1/25/2016 | 0.00061 (J) | |
| 3/30/2016 | <0.003 | |
| 5/25/2016 | <0.003 | |
| 7/27/2016 | 0.00076 (J) | |
| 1/25/2017 | 0.00064 (J) | |
| 3/23/2017 | 0.00067 (J) | |
| 5/2/2017 | 0.00077 (J) | |
| 7/19/2017 | 0.00083 (J) | |
| 8/4/2017 | 0.0011 (J) | |
| 1/23/2018 | 0.001 (J) | |
| 6/27/2018 | 0.00071 (J) | |
| 1/31/2019 | 0.00057 (J) | |
| 6/26/2019 | 0.00084 (J) | |
| 9/11/2019 | 0.00092 (J) | |
| 3/17/2020 | 0.0004 (J) | |
| 9/11/2020 | 0.00068 (J) | |
| 3/16/2021 | 0.0006 (J) | |
| 8/25/2021 | 0.00072 (J) | |
| 3/10/2022 | 0.00074 (J) | |
| 8/16/2022 | 0.00041 (J) | |
| 2/22/2023 | 0.00091 (J) | |
| 8/16/2023 | 0.00083 (J) | |
| 2/21/2024 | 0.00029 (J) | |
| 8/2/2024 | 0.00073 (J) | |
| 2/18/2025 | 0.00068 (J) | |
| 8/15/2025 | 0.00037 (J) | |
| 2/11/2026 | | 0.0008 (J) |

ND substitution: RL or RL/2 if <15% NDs.

# Prediction Limit

Constituent: Beryllium (mg/L) Analysis Run 3/31/2026 6:17 AM View: Appendix I

Plant Wansley Client: Southern Company Data: Wansley Landfill

| | GWC-32 | GWC-32 |
|---|---|---|
| 9/15/2011 | <0.0013 | |
| 10/31/2011 | <0.0013 | |
| 12/13/2011 | <0.0013 | |
| 2/1/2012 | <0.0013 | |
| 7/17/2012 | <0.0013 | |
| 1/23/2013 | <0.0013 | |
| 7/24/2013 | <0.0013 | |
| 1/23/2014 | 0.00068 (J) | |
| 7/1/2014 | 0.00062 (J) | |
| 1/20/2015 | 0.00066 (J) | |
| 7/30/2015 | 0.001 (J) | |
| 1/25/2016 | 0.00066 (J) | |
| 3/23/2016 | 0.000735 (J) | |
| 5/24/2016 | 0.00134 (J) | |
| 7/22/2016 | 0.0012 (J) | |
| 9/16/2016 | 0.0015 (J) | |
| 11/15/2016 | 0.0015 (J) | |
| 1/26/2017 | 0.001 (J) | |
| 3/24/2017 | 0.0016 (J) | |
| 5/2/2017 | 0.0012 (J) | |
| 8/3/2017 | 0.0018 (J) | |
| 1/23/2018 | 0.0018 (J) | |
| 6/26/2018 | 0.0015 (J) | |
| 1/30/2019 | 0.0016 (J) | |
| 6/27/2019 | 0.0017 | |
| 9/12/2019 | 0.0019 | |
| 1/14/2020 | 0.0015 | |
| 3/18/2020 | 0.0014 (J) | |
| 9/15/2020 | 0.0018 (J) | |
| 3/17/2021 | 0.0013 (J) | |
| 8/24/2021 | 0.0011 (J) | |
| 3/9/2022 | 0.001 (J) | |
| 8/10/2022 | 0.0016 (J) | |
| 2/15/2023 | 0.0013 (J) | |
| 8/15/2023 | 0.001 (J) | |
| 2/20/2024 | 0.0015 (J) | |
| 8/6/2024 | 0.0014 (J) | |
| 2/19/2025 | 0.0011 (J) | |
| 8/14/2025 | 0.00055 (J) | |
| 1/21/2026 | | 0.0012 |

ND substitution: RL or RL/2 if <15% NDs.

# Prediction Limit

Constituent: Beryllium (mg/L) Analysis Run 3/31/2026 6:17 AM View: Appendix I

Plant Wansley Client: Southern Company Data: Wansley Landfill

| | GWC-33 | GWC-33 |
|---|---|---|
| 9/16/2011 | <0.001 | |
| 10/30/2011 | <0.001 | |
| 12/13/2011 | <0.001 | |
| 2/1/2012 | <0.001 | |
| 7/17/2012 | <0.001 | |
| 1/23/2013 | <0.001 | |
| 7/17/2013 | <0.001 | |
| 1/23/2014 | 0.00054 (J) | |
| 1/20/2015 | 0.00091 (J) | |
| 7/29/2015 | 0.0011 (J) | |
| 1/25/2016 | 0.00075 (J) | |
| 3/23/2016 | 0.000892 (J) | |
| 5/24/2016 | 0.00065 (J) | |
| 7/22/2016 | 0.0011 (J) | |
| 9/16/2016 | 0.001 (J) | |
| 11/17/2016 | 0.00046 (J) | |
| 1/25/2017 | <0.001 | |
| 3/23/2017 | 0.00077 (J) | |
| 5/1/2017 | 0.00062 (J) | |
| 8/4/2017 | 0.00051 (J) | |
| 1/23/2018 | 0.00034 (J) | |
| 6/26/2018 | <0.001 | |
| 1/30/2019 | 0.00036 (J) | |
| 6/26/2019 | 0.00027 (J) | |
| 9/12/2019 | 0.00044 (J) | |
| 3/12/2020 | 0.00049 (J) | |
| 9/16/2020 | 0.00027 (J) | |
| 3/18/2021 | 0.0002 (J) | |
| 8/24/2021 | <0.001 | |
| 3/9/2022 | <0.001 | |
| 8/15/2022 | 0.00044 (J) | |
| 2/20/2023 | 0.00044 (J) | |
| 8/15/2023 | 0.0004 (J) | |
| 2/20/2024 | 0.00029 (J) | |
| 7/31/2024 | 0.00028 (J) | |
| 2/19/2025 | 0.00046 (J) | |
| 8/19/2025 | <0.001 | |
| 1/22/2026 | | 0.00035 (J) |

ND substitution: RL or RL/2 if <15% NDs.

# Prediction Limit

Constituent: Beryllium (mg/L) Analysis Run 3/31/2026 6:17 AM View: Appendix I

Plant Wansley Client: Southern Company Data: Wansley Landfill

| | GWC-34 | GWC-34 |
|---|---|---|
| 9/16/2011 | <0.001 | |
| 10/31/2011 | <0.001 | |
| 12/12/2011 | <0.001 | |
| 2/1/2012 | <0.001 | |
| 7/16/2012 | <0.001 | |
| 1/22/2013 | <0.001 | |
| 7/17/2013 | <0.001 | |
| 1/23/2014 | <0.001 | |
| 6/25/2014 | <0.001 | |
| 1/14/2015 | <0.001 | |
| 7/29/2015 | 0.00011 (J) | |
| 1/21/2016 | 0.00012 (J) | |
| 3/24/2016 | <0.001 | |
| 5/23/2016 | <0.001 | |
| 7/21/2016 | <0.001 | |
| 9/15/2016 | <0.001 | |
| 11/15/2016 | <0.001 | |
| 1/25/2017 | <0.001 | |
| 3/22/2017 | <0.001 | |
| 5/1/2017 | <0.001 | |
| 8/3/2017 | <0.001 | |
| 1/23/2018 | <0.001 | |
| 6/20/2018 | <0.001 | |
| 1/28/2019 | 6.1E-05 (J) | |
| 6/26/2019 | 0.00032 (J) | |
| 9/11/2019 | <0.001 | |
| 3/11/2020 | <0.001 | |
| 9/11/2020 | <0.001 | |
| 3/16/2021 | <0.001 | |
| 8/24/2021 | <0.001 | |
| 3/2/2022 | <0.001 | |
| 8/10/2022 | <0.001 | |
| 2/20/2023 | <0.001 | |
| 8/16/2023 | <0.001 | |
| 2/22/2024 | <0.001 | |
| 8/5/2024 | <0.001 | |
| 2/13/2025 | <0.001 | |
| 8/14/2025 | <0.001 | |
| 1/22/2026 | | <0.001 |

ND substitution: RL or RL/2 if <15% NDs.

# Prediction Limit

Constituent: Beryllium (mg/L) Analysis Run 3/31/2026 6:17 AM View: Appendix I

Plant Wansley Client: Southern Company Data: Wansley Landfill

| | GWC-35 | GWC-35 |
|---|---|---|
| 9/16/2011 | <0.001 | |
| 10/31/2011 | <0.001 | |
| 12/12/2011 | <0.001 | |
| 2/1/2012 | <0.001 | |
| 7/16/2012 | <0.001 | |
| 1/22/2013 | <0.001 | |
| 7/2/2013 | <0.001 | |
| 1/21/2014 | <0.001 | |
| 6/25/2014 | <0.001 | |
| 1/14/2015 | <0.001 | |
| 7/28/2015 | 8.5E-05 (J) | |
| 1/21/2016 | 8.5E-05 (J) | |
| 3/24/2016 | <0.001 | |
| 5/23/2016 | <0.001 | |
| 7/21/2016 | <0.001 | |
| 9/15/2016 | <0.001 | |
| 11/15/2016 | <0.001 | |
| 1/26/2017 | <0.001 | |
| 3/22/2017 | <0.001 | |
| 5/2/2017 | <0.001 | |
| 8/3/2017 | <0.001 | |
| 1/23/2018 | <0.001 | |
| 6/19/2018 | <0.001 | |
| 1/21/2019 | <0.001 | |
| 6/26/2019 | 0.00022 (J) | |
| 9/12/2019 | <0.001 | |
| 3/11/2020 | <0.001 | |
| 9/11/2020 | 0.00024 (J) | |
| 3/16/2021 | <0.001 | |
| 8/18/2021 | <0.001 | |
| 3/2/2022 | <0.001 | |
| 8/15/2022 | <0.001 | |
| 2/20/2023 | <0.001 | |
| 8/16/2023 | <0.001 | |
| 2/22/2024 | <0.001 | |
| 8/5/2024 | <0.001 | |
| 2/18/2025 | <0.001 | |
| 8/14/2025 | <0.001 | |
| 1/22/2026 | | <0.001 |

ND substitution: RL or RL/2 if <15% NDs.

# Prediction Limit

Constituent: Cadmium (mg/L) Analysis Run 3/31/2026 6:17 AM View: Appendix I

Plant Wansley Client: Southern Company Data: Wansley Landfill

| | GWA-1 | GWA-1 |
|---|---|---|
| 9/16/2011 | <0.0007 | |
| 10/27/2011 | <0.0007 | |
| 12/13/2011 | <0.0007 | |
| 1/31/2012 | <0.0007 | |
| 7/18/2012 | <0.0007 | |
| 1/24/2013 | <0.0007 | |
| 7/17/2013 | <0.0007 | |
| 1/21/2014 | <0.0007 | |
| 6/25/2014 | <0.0007 | |
| 1/14/2015 | <0.0007 | |
| 7/21/2015 | <0.0007 | |
| 1/21/2016 | <0.0007 | |
| 3/23/2016 | <0.0007 | |
| 5/20/2016 | <0.0007 | |
| 7/21/2016 | <0.0007 | |
| 9/15/2016 | <0.0007 | |
| 11/11/2016 | <0.0007 | |
| 1/19/2017 | <0.0007 | |
| 3/16/2017 | <0.0007 | |
| 4/28/2017 | <0.0007 | |
| 8/3/2017 | <0.0007 | |
| 1/19/2018 | <0.0007 | |
| 6/19/2018 | 0.0005 (J) | |
| 1/17/2019 | <0.0007 | |
| 6/24/2019 | <0.0007 | |
| 9/9/2019 | <0.0007 | |
| 3/10/2020 | <0.0007 | |
| 9/9/2020 | <0.0007 | |
| 3/15/2021 | <0.0007 | |
| 8/16/2021 | <0.0007 | |
| 2/28/2022 | <0.0007 | |
| 8/9/2022 | <0.0007 | |
| 2/14/2023 | 9E-05 (J) | |
| 8/9/2023 | <0.0007 | |
| 2/13/2024 | <0.0007 | |
| 7/30/2024 | <0.0007 | |
| 2/11/2025 | <0.0007 | |
| 8/12/2025 | <0.0007 | |
| 1/20/2026 | | <0.0007 |

ND substitution: RL or RL/2 if <15% NDs.

# Prediction Limit

Constituent: Cadmium (mg/L) Analysis Run 3/31/2026 6:17 AM View: Appendix I

Plant Wansley Client: Southern Company Data: Wansley Landfill

| | GWA-2 | GWA-2 |
|---|---|---|
| 9/17/2011 | <0.0007 | |
| 10/27/2011 | <0.0007 | |
| 12/14/2011 | <0.0007 | |
| 2/7/2012 | <0.0007 | |
| 7/23/2012 | <0.0007 | |
| 1/23/2013 | <0.0007 | |
| 7/24/2013 | <0.0007 | |
| 1/22/2014 | <0.0007 | |
| 7/1/2014 | <0.0007 | |
| 1/22/2015 | <0.0007 | |
| 7/22/2015 | <0.0007 | |
| 1/20/2016 | <0.0007 | |
| 3/23/2016 | <0.0007 | |
| 5/24/2016 | <0.0007 | |
| 7/26/2016 | <0.0007 | |
| 9/16/2016 | <0.0007 | |
| 11/10/2016 | <0.0007 | |
| 1/19/2017 | <0.0007 | |
| 3/17/2017 | <0.0007 | |
| 4/28/2017 | <0.0007 | |
| 8/2/2017 | <0.0007 | |
| 1/19/2018 | <0.0007 | |
| 6/19/2018 | <0.0007 | |
| 1/17/2019 | <0.0007 | |
| 6/24/2019 | <0.0007 | |
| 9/10/2019 | <0.0007 | |
| 3/10/2020 | <0.0007 | |
| 9/10/2020 | <0.0007 | |
| 3/15/2021 | <0.0007 | |
| 8/18/2021 | <0.0007 | |
| 3/1/2022 | <0.0007 | |
| 8/9/2022 | <0.0007 | |
| 2/14/2023 | <0.0007 | |
| 8/9/2023 | <0.0007 | |
| 2/14/2024 | <0.0007 | |
| 7/30/2024 | <0.0007 | |
| 2/11/2025 | <0.0007 | |
| 8/12/2025 | <0.0007 | |
| 1/20/2026 | | <0.0007 |

ND substitution: RL or RL/2 if <15% NDs.

# Prediction Limit

Constituent: Cadmium (mg/L) Analysis Run 3/31/2026 6:17 AM View: Appendix I

Plant Wansley Client: Southern Company Data: Wansley Landfill

| | GWA-3 | GWA-3 |
|---|---|---|
| 8/31/2011 | <0.0007 | |
| 6/25/2014 | <0.0007 | |
| 7/21/2015 | 0.00042 (J) | |
| 3/31/2016 | 0.000546 (J) | |
| 5/25/2016 | 0.000137 (J) | |
| 7/27/2016 | <0.0007 | |
| 8/1/2017 | <0.0007 | |
| 10/3/2017 | <0.0007 | |
| 6/20/2018 | <0.0007 | |
| 1/18/2019 | <0.0007 | |
| 6/25/2019 | 0.00014 (J) | |
| 9/11/2019 | <0.0007 | |
| 3/10/2020 | <0.0007 | |
| 9/9/2020 | <0.0007 | |
| 3/15/2021 | <0.0007 | |
| 8/18/2021 | <0.0007 | |
| 3/1/2022 | <0.0007 | |
| 8/9/2022 | 0.00018 (J) | |
| 2/14/2023 | 0.00015 (J) | |
| 8/8/2023 | 0.00012 (J) | |
| 7/31/2024 | 0.00011 (J) | |
| 8/13/2025 | <0.0007 | |
| 1/21/2026 | | <0.0007 |

ND substitution: RL or RL/2 if <15% NDs.

# Prediction Limit

Constituent: Cadmium (mg/L) Analysis Run 3/31/2026 6:17 AM View: Appendix I

Plant Wansley Client: Southern Company Data: Wansley Landfill

| | GWA-4 | GWA-4 |
|---|---|---|
| 8/31/2011 | <0.0007 | |
| 10/27/2011 | <0.0007 | |
| 12/14/2011 | <0.0007 | |
| 2/1/2012 | <0.0007 | |
| 7/23/2012 | <0.0007 | |
| 1/23/2013 | <0.0007 | |
| 7/17/2013 | <0.0007 | |
| 1/15/2014 | <0.0007 | |
| 6/25/2014 | <0.0007 | |
| 1/14/2015 | <0.0007 | |
| 7/21/2015 | <0.0007 | |
| 1/20/2016 | <0.0007 | |
| 3/23/2016 | <0.0007 | |
| 5/19/2016 | <0.0007 | |
| 7/21/2016 | <0.0007 | |
| 9/14/2016 | <0.0007 | |
| 11/10/2016 | <0.0007 | |
| 1/17/2017 | <0.0007 | |
| 3/16/2017 | <0.0007 | |
| 4/27/2017 | <0.0007 | |
| 8/2/2017 | <0.0007 | |
| 1/22/2018 | <0.0007 | |
| 6/19/2018 | <0.0007 | |
| 1/17/2019 | <0.0007 | |
| 6/24/2019 | <0.0007 | |
| 9/10/2019 | <0.0007 | |
| 3/10/2020 | <0.0007 | |
| 9/9/2020 | <0.0007 | |
| 3/15/2021 | <0.0007 | |
| 8/18/2021 | <0.0007 | |
| 3/1/2022 | <0.0007 | |
| 8/9/2022 | <0.0007 | |
| 2/14/2023 | <0.0007 | |
| 8/9/2023 | <0.0007 | |
| 2/14/2024 | <0.0007 | |
| 7/29/2024 | <0.0007 | |
| 2/10/2025 | <0.0007 | |
| 8/12/2025 | <0.0007 | |
| 1/20/2026 | | <0.0007 |

ND substitution: RL or RL/2 if <15% NDs.

# Prediction Limit

Constituent: Cadmium (mg/L) Analysis Run 3/31/2026 6:17 AM View: Appendix I

Plant Wansley Client: Southern Company Data: Wansley Landfill

| | GWA-28 | GWA-28 |
|---|---|---|
| 9/16/2011 | <0.0007 | |
| 10/28/2011 | <0.0007 | |
| 12/12/2011 | <0.0007 | |
| 1/25/2012 | <0.0007 | |
| 7/16/2012 | <0.0007 | |
| 1/24/2013 | <0.0007 | |
| 7/23/2013 | <0.0007 | |
| 1/22/2014 | <0.0007 | |
| 7/1/2014 | <0.0007 | |
| 1/21/2015 | <0.0007 | |
| 7/21/2015 | <0.0007 | |
| 1/22/2016 | <0.0007 | |
| 3/22/2016 | <0.0007 | |
| 5/23/2016 | <0.0007 | |
| 7/25/2016 | <0.0007 | |
| 9/15/2016 | <0.0007 | |
| 11/9/2016 | <0.0007 | |
| 1/17/2017 | <0.0007 | |
| 3/16/2017 | <0.0007 | |
| 4/27/2017 | <0.0007 | |
| 8/1/2017 | <0.0007 | |
| 1/19/2018 | <0.0007 | |
| 6/19/2018 | <0.0007 | |
| 1/21/2019 | <0.0007 | |
| 6/25/2019 | <0.0007 | |
| 9/10/2019 | <0.0007 | |
| 3/10/2020 | <0.0007 | |
| 9/9/2020 | <0.0007 | |
| 3/15/2021 | <0.0007 | |
| 8/16/2021 | <0.0007 | |
| 3/1/2022 | <0.0007 | |
| 8/9/2022 | <0.0007 | |
| 2/14/2023 | 8E-05 (J) | |
| 8/9/2023 | <0.0007 | |
| 2/14/2024 | <0.0007 | |
| 7/29/2024 | <0.0007 | |
| 2/10/2025 | <0.0007 | |
| 8/12/2025 | <0.0007 | |
| 1/20/2026 | | <0.0007 |

ND substitution: RL or RL/2 if <15% NDs.

# Prediction Limit

Constituent: Cadmium (mg/L) Analysis Run 3/31/2026 6:17 AM View: Appendix I

Plant Wansley Client: Southern Company Data: Wansley Landfill

| | GWA-29 | GWA-29 |
|---|---|---|
| 9/17/2011 | <0.0007 | |
| 10/28/2011 | <0.0007 | |
| 12/12/2011 | <0.0007 | |
| 1/31/2012 | <0.0007 | |
| 7/17/2012 | <0.0007 | |
| 1/24/2013 | <0.0007 | |
| 7/24/2013 | <0.0007 | |
| 1/22/2014 | <0.0007 | |
| 7/8/2014 | <0.0007 | |
| 1/21/2015 | <0.0007 | |
| 7/22/2015 | <0.0007 | |
| 1/19/2016 | <0.0007 | |
| 3/22/2016 | <0.0007 | |
| 5/19/2016 | 0.000111 (J) | |
| 7/21/2016 | <0.0007 | |
| 1/17/2017 | <0.0007 | |
| 3/15/2017 | <0.0007 | |
| 4/27/2017 | <0.0007 | |
| 7/18/2017 | <0.0007 | |
| 8/1/2017 | <0.0007 | |
| 1/19/2018 | <0.0007 | |
| 6/19/2018 | <0.0007 | |
| 1/18/2019 | <0.0007 | |
| 6/25/2019 | <0.0007 | |
| 9/10/2019 | <0.0007 | |
| 3/10/2020 | <0.0007 | |
| 9/9/2020 | <0.0007 | |
| 3/15/2021 | <0.0007 | |
| 8/18/2021 | <0.0007 | |
| 3/2/2022 | <0.0007 | |
| 8/9/2022 | 8.5E-05 (J) | |
| 2/13/2023 | <0.0007 | |
| 8/8/2023 | <0.0007 | |
| 2/14/2024 | <0.0007 | |
| 7/30/2024 | <0.0007 | |
| 2/11/2025 | <0.0007 | |
| 8/12/2025 | <0.0007 | |
| 1/20/2026 | | <0.0007 |

ND substitution: RL or RL/2 if <15% NDs.

# Prediction Limit

Constituent: Cadmium (mg/L) Analysis Run 3/31/2026 6:17 AM View: Appendix I

Plant Wansley Client: Southern Company Data: Wansley Landfill

| | GWC-5 | GWC-5 |
|---|---|---|
| 8/31/2011 | <0.0007 | |
| 10/27/2011 | <0.0007 | |
| 12/5/2011 | <0.0007 | |
| 1/25/2012 | <0.0007 | |
| 7/18/2012 | <0.0007 | |
| 1/9/2013 | <0.0007 | |
| 7/17/2013 | <0.0007 | |
| 1/15/2014 | <0.0007 | |
| 6/25/2014 | <0.0007 | |
| 1/13/2015 | <0.0007 | |
| 7/24/2015 | <0.0007 | |
| 1/20/2016 | <0.0007 | |
| 3/28/2016 | <0.0007 | |
| 5/23/2016 | <0.0007 | |
| 7/21/2016 | <0.0007 | |
| 9/15/2016 | <0.0007 | |
| 11/15/2016 | <0.0007 | |
| 1/26/2017 | <0.0007 | |
| 3/22/2017 | <0.0007 | |
| 5/2/2017 | <0.0007 | |
| 8/3/2017 | <0.0007 | |
| 1/23/2018 | <0.0007 | |
| 6/25/2018 | <0.0007 | |
| 1/30/2019 | <0.0007 | |
| 6/26/2019 | <0.0007 | |
| 9/12/2019 | <0.0007 | |
| 3/16/2020 | <0.0007 | |
| 9/9/2020 | <0.0007 | |
| 3/17/2021 | <0.0007 | |
| 8/19/2021 | <0.0007 | |
| 3/2/2022 | <0.0007 | |
| 8/11/2022 | <0.0007 | |
| 2/20/2023 | <0.0007 | |
| 8/14/2023 | <0.0007 | |
| 2/14/2024 | 0.0001 (J) | |
| 7/31/2024 | <0.0007 | |
| 2/14/2025 | <0.0007 | |
| 8/18/2025 | <0.0007 | |
| 1/21/2026 | | <0.0007 |

ND substitution: RL or RL/2 if <15% NDs.

# Prediction Limit

Constituent: Cadmium (mg/L) Analysis Run 3/31/2026 6:17 AM View: Appendix I

Plant Wansley Client: Southern Company Data: Wansley Landfill

| | GWC-7 | GWC-7 |
|---|---|---|
| 9/7/2011 | <0.0007 | |
| 10/30/2011 | <0.0007 | |
| 12/5/2011 | <0.0007 | |
| 1/25/2012 | <0.0007 | |
| 7/18/2012 | <0.0007 | |
| 1/7/2013 | <0.0007 | |
| 7/9/2013 | <0.0007 | |
| 1/14/2014 | <0.0007 | |
| 6/24/2014 | <0.0007 | |
| 1/20/2015 | <0.0007 | |
| 7/27/2015 | <0.0007 | |
| 1/26/2016 | <0.0007 | |
| 3/29/2016 | <0.0007 | |
| 5/24/2016 | <0.0007 | |
| 7/22/2016 | <0.0007 | |
| 9/15/2016 | <0.0007 | |
| 11/16/2016 | <0.0007 | |
| 1/26/2017 | <0.0007 | |
| 3/22/2017 | <0.0007 | |
| 5/2/2017 | <0.0007 | |
| 8/4/2017 | <0.0007 | |
| 1/23/2018 | <0.0007 | |
| 6/25/2018 | <0.0007 | |
| 1/21/2019 | <0.0007 | |
| 6/25/2019 | <0.0007 | |
| 9/10/2019 | <0.0007 | |
| 3/12/2020 | <0.0007 | |
| 9/14/2020 | <0.0007 | |
| 3/16/2021 | <0.0007 | |
| 8/19/2021 | <0.0007 | |
| 3/2/2022 | <0.0007 | |
| 8/11/2022 | <0.0007 | |
| 2/21/2023 | 8.5E-05 (J) | |
| 8/9/2023 | <0.0007 | |
| 2/21/2024 | <0.0007 | |
| 8/1/2024 | <0.0007 | |
| 2/13/2025 | <0.0007 | |
| 8/18/2025 | <0.0007 | |
| 1/22/2026 | | <0.0007 |

ND substitution: RL or RL/2 if <15% NDs.

# Prediction Limit

Constituent: Cadmium (mg/L) Analysis Run 3/31/2026 6:17 AM View: Appendix I

Plant Wansley Client: Southern Company Data: Wansley Landfill

| | GWC-8 | GWC-8 |
|---|---|---|
| 9/7/2011 | <0.0007 | |
| 10/30/2011 | <0.0007 | |
| 12/5/2011 | <0.0007 | |
| 1/19/2012 | <0.0007 | |
| 7/18/2012 | <0.0007 | |
| 1/7/2013 | <0.0007 | |
| 7/9/2013 | <0.0007 | |
| 1/14/2014 | <0.0007 | |
| 6/24/2014 | <0.0007 | |
| 1/20/2015 | <0.0007 | |
| 7/27/2015 | <0.0007 | |
| 1/26/2016 | <0.0007 | |
| 3/29/2016 | <0.0007 | |
| 5/24/2016 | <0.0007 | |
| 7/26/2016 | <0.0007 | |
| 9/19/2016 | <0.0007 | |
| 11/16/2016 | <0.0007 | |
| 1/26/2017 | <0.0007 | |
| 3/23/2017 | <0.0007 | |
| 5/3/2017 | <0.0007 | |
| 8/7/2017 | <0.0007 | |
| 1/24/2018 | <0.0007 | |
| 6/21/2018 | <0.0007 | |
| 1/22/2019 | <0.0007 | |
| 6/25/2019 | <0.0007 | |
| 9/10/2019 | <0.0007 | |
| 3/12/2020 | 0.00032 (J) | |
| 9/14/2020 | <0.0007 | |
| 3/16/2021 | <0.0007 | |
| 8/20/2021 | <0.0007 | |
| 3/2/2022 | <0.0007 | |
| 8/11/2022 | <0.0007 | |
| 2/15/2023 | <0.0007 | |
| 8/9/2023 | <0.0007 | |
| 2/21/2024 | <0.0007 | |
| 7/30/2024 | <0.0007 | |
| 2/13/2025 | <0.0007 | |
| 8/13/2025 | <0.0007 | |
| 1/22/2026 | | <0.0007 |

ND substitution: RL or RL/2 if <15% NDs.

# Prediction Limit

Constituent: Cadmium (mg/L) Analysis Run 3/31/2026 6:17 AM View: Appendix I

Plant Wansley Client: Southern Company Data: Wansley Landfill

| | GWC-9 | GWC-9 |
|---|---|---|
| 9/7/2011 | <0.0007 | |
| 10/30/2011 | <0.0007 | |
| 12/4/2011 | <0.0007 | |
| 1/19/2012 | <0.0007 | |
| 7/18/2012 | <0.0007 | |
| 1/8/2013 | <0.0007 | |
| 7/9/2013 | <0.0007 | |
| 1/14/2014 | <0.0007 | |
| 6/24/2014 | <0.0007 | |
| 1/20/2015 | <0.0007 | |
| 7/27/2015 | <0.0007 | |
| 1/26/2016 | <0.0007 | |
| 3/29/2016 | <0.0007 | |
| 5/24/2016 | <0.0007 | |
| 7/25/2016 | <0.0007 | |
| 9/19/2016 | <0.0007 | |
| 11/16/2016 | <0.0007 | |
| 1/31/2017 | <0.0007 | |
| 3/23/2017 | <0.0007 | |
| 5/2/2017 | <0.0007 | |
| 8/7/2017 | <0.0007 | |
| 1/24/2018 | <0.0007 | |
| 6/21/2018 | <0.0007 | |
| 1/22/2019 | <0.0007 | |
| 6/25/2019 | <0.0007 | |
| 9/16/2019 | <0.0007 | |
| 3/16/2020 | <0.0007 | |
| 9/11/2020 | <0.0007 | |
| 3/16/2021 | <0.0007 | |
| 8/25/2021 | <0.0007 | |
| 3/9/2022 | <0.0007 | |
| 8/16/2022 | 9.5E-05 (J) | |
| 2/15/2023 | <0.0007 | |
| 8/9/2023 | <0.0007 | |
| 2/19/2024 | <0.0007 | |
| 7/31/2024 | 0.00032 (J) | |
| 2/18/2025 | <0.0007 | |
| 8/13/2025 | 0.00043 (J) | |
| 1/22/2026 | | <0.0007 |

ND substitution: RL or RL/2 if <15% NDs.

# Prediction Limit

Constituent: Cadmium (mg/L) Analysis Run 3/31/2026 6:17 AM View: Appendix I

Plant Wansley Client: Southern Company Data: Wansley Landfill

| | GWC-10 | GWC-10 |
|---|---|---|
| 1/25/2016 | <0.0007 | |
| 3/30/2016 | <0.0007 | |
| 5/25/2016 | <0.0007 | |
| 7/27/2016 | <0.0007 | |
| 9/16/2016 | <0.0007 | |
| 11/17/2016 | <0.0007 | |
| 2/1/2017 | <0.0007 | |
| 3/24/2017 | <0.0007 | |
| 5/3/2017 | <0.0007 | |
| 8/8/2017 | <0.0007 | |
| 1/25/2018 | <0.0007 | |
| 6/21/2018 | <0.0007 | |
| 1/31/2019 | <0.0007 | |
| 6/26/2019 | <0.0007 | |
| 9/17/2019 | <0.0007 | |
| 3/17/2020 | <0.0007 | |
| 9/10/2020 | <0.0007 | |
| 3/18/2021 | <0.0007 | |
| 8/20/2021 | <0.0007 | |
| 3/8/2022 | <0.0007 | |
| 8/16/2022 | <0.0007 | |
| 2/15/2023 | <0.0007 | |
| 8/10/2023 | <0.0007 | |
| 2/20/2024 | 8E-05 (J) | |
| 7/31/2024 | <0.0007 | |
| 2/19/2025 | <0.0007 | |
| 8/19/2025 | <0.0007 | |
| 1/21/2026 | | <0.0007 |

ND substitution: RL or RL/2 if <15% NDs.

# Prediction Limit

Constituent: Cadmium (mg/L) Analysis Run 3/31/2026 6:17 AM View: Appendix I

Plant Wansley Client: Southern Company Data: Wansley Landfill

| | GWC-11 | GWC-11 |
|---|---|---|
| 9/13/2011 | <0.0007 | |
| 10/28/2011 | <0.0007 | |
| 12/4/2011 | <0.0007 | |
| 2/9/2012 | <0.0007 | |
| 7/18/2012 | <0.0007 | |
| 1/8/2013 | <0.0007 | |
| 7/9/2013 | <0.0007 | |
| 1/15/2014 | <0.0007 | |
| 6/25/2014 | <0.0007 | |
| 1/21/2015 | 0.0014 | |
| 7/28/2015 | 0.0022 | |
| 1/26/2016 | <0.0007 | |
| 3/29/2016 | <0.0007 | |
| 5/25/2016 | <0.0007 | |
| 7/25/2016 | <0.0007 | |
| 9/19/2016 | <0.0007 | |
| 11/16/2016 | <0.0007 | |
| 1/31/2017 | <0.0007 | |
| 3/23/2017 | <0.0007 | |
| 5/2/2017 | <0.0007 | |
| 8/7/2017 | <0.0007 | |
| 1/24/2018 | <0.0007 | |
| 6/20/2018 | <0.0007 | |
| 1/24/2019 | <0.0007 | |
| 6/26/2019 | <0.0007 | |
| 9/16/2019 | <0.0007 | |
| 3/16/2020 | 0.00033 (J) | |
| 9/10/2020 | <0.0007 | |
| 3/17/2021 | <0.0007 | |
| 8/23/2021 | <0.0007 | |
| 3/7/2022 | <0.0007 | |
| 8/15/2022 | <0.0007 | |
| 2/21/2023 | <0.0007 | |
| 8/14/2023 | <0.0007 | |
| 2/14/2024 | <0.0007 | |
| 8/6/2024 | <0.0007 | |
| 2/18/2025 | <0.0007 | |
| 8/18/2025 | <0.0007 | |
| 1/21/2026 | | <0.0007 |

ND substitution: RL or RL/2 if <15% NDs.

# Prediction Limit

Constituent: Cadmium (mg/L) Analysis Run 3/31/2026 6:17 AM View: Appendix I

Plant Wansley Client: Southern Company Data: Wansley Landfill

| | GWC-13 | GWC-13 |
|---|---|---|
| 9/13/2011 | <0.0007 | |
| 10/28/2011 | <0.0007 | |
| 12/4/2011 | <0.0007 | |
| 1/24/2012 | <0.0007 | |
| 7/11/2012 | <0.0007 | |
| 1/8/2013 | <0.0007 | |
| 7/10/2013 | <0.0007 | |
| 1/21/2014 | <0.0007 | |
| 7/1/2014 | <0.0007 | |
| 1/21/2015 | <0.0007 | |
| 7/28/2015 | <0.0007 | |
| 1/27/2016 | <0.0007 | |
| 3/29/2016 | <0.0007 | |
| 5/25/2016 | <0.0007 | |
| 7/26/2016 | <0.0007 | |
| 9/15/2016 | <0.0007 | |
| 11/17/2016 | <0.0007 | |
| 1/31/2017 | <0.0007 | |
| 3/23/2017 | <0.0007 | |
| 5/3/2017 | <0.0007 | |
| 8/4/2017 | <0.0007 | |
| 1/25/2018 | <0.0007 | |
| 6/20/2018 | <0.0007 | |
| 1/22/2019 | <0.0007 | |
| 6/25/2019 | <0.0007 | |
| 9/12/2019 | <0.0007 | |
| 3/12/2020 | <0.0007 | |
| 9/10/2020 | <0.0007 | |
| 3/17/2021 | <0.0007 | |
| 8/23/2021 | <0.0007 | |
| 3/8/2022 | <0.0007 | |
| 8/15/2022 | 0.0001 (J) | |
| 2/21/2023 | <0.0007 | |
| 8/16/2023 | <0.0007 | |
| 2/19/2024 | 0.00026 (J) | |
| 8/5/2024 | <0.0007 | |
| 2/18/2025 | <0.0007 | |
| 8/19/2025 | <0.0007 | |
| 1/21/2026 | | <0.0007 |

ND substitution: RL or RL/2 if <15% NDs.

# Prediction Limit

Constituent: Cadmium (mg/L) Analysis Run 3/31/2026 6:17 AM View: Appendix I

Plant Wansley Client: Southern Company Data: Wansley Landfill

| | GWC-14 | GWC-14 |
|---|---|---|
| 9/13/2011 | <0.0007 | |
| 10/27/2011 | <0.0007 | |
| 12/3/2011 | <0.0007 | |
| 1/24/2012 | <0.0007 | |
| 7/11/2012 | <0.0007 | |
| 1/8/2013 | <0.0007 | |
| 7/10/2013 | <0.0007 | |
| 1/21/2014 | <0.0007 | |
| 7/1/2014 | <0.0007 | |
| 1/14/2015 | <0.0007 | |
| 7/22/2015 | 0.00028 (J) | |
| 1/27/2016 | <0.0007 | |
| 3/30/2016 | 0.000222 (J) | |
| 5/25/2016 | 0.000327 (J) | |
| 7/26/2016 | <0.0007 | |
| 9/15/2016 | 0.00053 (J) | |
| 11/17/2016 | <0.0007 | |
| 2/1/2017 | <0.0007 | |
| 3/23/2017 | <0.0007 | |
| 5/3/2017 | <0.0007 | |
| 8/7/2017 | 0.00051 (J) | |
| 1/25/2018 | <0.0007 | |
| 6/20/2018 | 0.00047 (J) | |
| 1/22/2019 | 0.00021 (J) | |
| 6/25/2019 | 0.00021 (J) | |
| 9/12/2019 | 0.00052 (J) | |
| 3/17/2020 | 0.00036 (J) | |
| 9/10/2020 | 0.00043 (J) | |
| 3/17/2021 | 0.00043 (J) | |
| 8/23/2021 | <0.0007 | |
| 3/7/2022 | <0.0007 | |
| 8/16/2022 | 0.00045 (J) | |
| 2/17/2023 | 0.00011 (J) | |
| 8/14/2023 | <0.0007 | |
| 2/19/2024 | 0.0001 (J) | |
| 8/6/2024 | 0.00037 (J) | |
| 2/17/2025 | <0.0007 | |
| 8/19/2025 | 0.00036 (J) | |
| 1/20/2026 | | <0.0007 |

ND substitution: RL or RL/2 if <15% NDs.

# Prediction Limit

Constituent: Cadmium (mg/L) Analysis Run 3/31/2026 6:17 AM View: Appendix I

Plant Wansley Client: Southern Company Data: Wansley Landfill

| | GWC-17 | GWC-17 |
|---|---|---|
| 8/30/2011 | <0.0007 | |
| 10/26/2011 | <0.0007 | |
| 12/3/2011 | <0.0007 | |
| 1/25/2012 | <0.0007 | |
| 7/11/2012 | <0.0007 | |
| 1/8/2013 | <0.0007 | |
| 7/16/2013 | <0.0007 | |
| 1/14/2014 | <0.0007 | |
| 6/25/2014 | <0.0007 | |
| 1/14/2015 | <0.0007 | |
| 7/28/2015 | <0.0007 | |
| 1/27/2016 | <0.0007 | |
| 3/30/2016 | <0.0007 | |
| 5/25/2016 | <0.0007 | |
| 7/27/2016 | <0.0007 | |
| 9/19/2016 | <0.0007 | |
| 11/17/2016 | <0.0007 | |
| 2/1/2017 | <0.0007 | |
| 3/24/2017 | <0.0007 | |
| 5/3/2017 | <0.0007 | |
| 8/7/2017 | <0.0007 | |
| 1/25/2018 | <0.0007 | |
| 6/26/2018 | <0.0007 | |
| 1/24/2019 | <0.0007 | |
| 6/25/2019 | <0.0007 | |
| 9/11/2019 | <0.0007 | |
| 3/17/2020 | <0.0007 | |
| 9/14/2020 | <0.0007 | |
| 3/16/2021 | <0.0007 | |
| 8/20/2021 | <0.0007 | |
| 3/8/2022 | <0.0007 | |
| 8/11/2022 | <0.0007 | |
| 2/20/2023 | <0.0007 | |
| 8/10/2023 | <0.0007 | |
| 2/20/2024 | 0.00026 (J) | |
| 8/7/2024 | <0.0007 | |
| 2/13/2025 | <0.0007 | |
| 8/13/2025 | <0.0007 | |
| 1/21/2026 | | <0.0007 |

ND substitution: RL or RL/2 if <15% NDs.

# Prediction Limit

Constituent: Cadmium (mg/L) Analysis Run 3/31/2026 6:17 AM View: Appendix I

Plant Wansley Client: Southern Company Data: Wansley Landfill

| | GWC-19 | GWC-19 |
|---|---|---|
| 8/30/2011 | <0.0007 | |
| 10/26/2011 | <0.0007 | |
| 12/3/2011 | <0.0007 | |
| 2/8/2012 | <0.0007 | |
| 7/11/2012 | <0.0007 | |
| 1/8/2013 | <0.0007 | |
| 7/16/2013 | <0.0007 | |
| 1/21/2014 | <0.0007 | |
| 6/24/2014 | <0.0007 | |
| 1/13/2015 | <0.0007 | |
| 7/23/2015 | <0.0007 | |
| 1/27/2016 | <0.0007 | |
| 3/30/2016 | <0.0007 | |
| 5/26/2016 | <0.0007 | |
| 7/25/2016 | <0.0007 | |
| 9/19/2016 | <0.0007 | |
| 11/17/2016 | <0.0007 | |
| 2/2/2017 | <0.0007 | |
| 3/24/2017 | <0.0007 | |
| 5/3/2017 | <0.0007 | |
| 8/7/2017 | <0.0007 | |
| 1/25/2018 | <0.0007 | |
| 6/21/2018 | <0.0007 | |
| 1/28/2019 | <0.0007 | |
| 6/26/2019 | <0.0007 | |
| 9/12/2019 | <0.0007 | |
| 3/18/2020 | <0.0007 | |
| 9/15/2020 | <0.0007 | |
| 3/17/2021 | <0.0007 | |
| 8/24/2021 | <0.0007 | |
| 3/8/2022 | 0.00097 (J) | |
| 8/11/2022 | <0.0007 | |
| 2/21/2023 | <0.0007 | |
| 8/9/2023 | <0.0007 | |
| 2/21/2024 | <0.0007 | |
| 8/6/2024 | <0.0007 | |
| 2/14/2025 | <0.0007 | |
| 8/13/2025 | <0.0007 | |
| 1/21/2026 | | <0.0007 |

ND substitution: RL or RL/2 if <15% NDs.

# Prediction Limit

Constituent: Cadmium (mg/L) Analysis Run 3/31/2026 6:17 AM View: Appendix I

Plant Wansley Client: Southern Company Data: Wansley Landfill

| | GWC-21 | GWC-21 |
|---|---|---|
| 8/31/2011 | <0.0007 | |
| 10/27/2011 | <0.0007 | |
| 12/4/2011 | <0.0007 | |
| 2/8/2012 | <0.0007 | |
| 7/17/2012 | <0.0007 | |
| 1/9/2013 | <0.0007 | |
| 7/16/2013 | <0.0007 | |
| 1/21/2014 | 0.00029 (J) | |
| 6/24/2014 | <0.0007 | |
| 1/13/2015 | <0.0007 | |
| 7/23/2015 | <0.0007 | |
| 1/26/2016 | <0.0007 | |
| 3/30/2016 | <0.0007 | |
| 5/26/2016 | <0.0007 | |
| 7/26/2016 | <0.0007 | |
| 9/20/2016 | <0.0007 | |
| 11/17/2016 | <0.0007 | |
| 2/2/2017 | <0.0007 | |
| 3/28/2017 | <0.0007 | |
| 5/4/2017 | <0.0007 | |
| 8/7/2017 | <0.0007 | |
| 1/26/2018 | <0.0007 | |
| 6/20/2018 | <0.0007 | |
| 1/24/2019 | <0.0007 | |
| 6/25/2019 | <0.0007 | |
| 9/11/2019 | 0.00018 (J) | |
| 3/18/2020 | <0.0007 | |
| 9/15/2020 | <0.0007 | |
| 3/16/2021 | 0.00025 (J) | |
| 8/19/2021 | <0.0007 | |
| 3/7/2022 | <0.0007 | |
| 8/16/2022 | 9.5E-05 (J) | |
| 2/21/2023 | 0.00012 (J) | |
| 8/9/2023 | 8.5E-05 (J) | |
| 2/19/2024 | <0.0007 | |
| 7/30/2024 | 0.0001 (J) | |
| 2/11/2025 | <0.0007 | |
| 8/12/2025 | <0.0007 | |
| 1/20/2026 | | <0.0007 |

ND substitution: RL or RL/2 if <15% NDs.

# Prediction Limit

Constituent: Cadmium (mg/L) Analysis Run 3/31/2026 6:17 AM View: Appendix I

Plant Wansley Client: Southern Company Data: Wansley Landfill

| | GWC-22 | GWC-22 |
|---|---|---|
| 9/15/2011 | <0.0007 | |
| 10/29/2011 | <0.0007 | |
| 12/13/2011 | <0.0007 | |
| 1/25/2012 | <0.0007 | |
| 7/18/2012 | <0.0007 | |
| 1/22/2013 | <0.0007 | |
| 7/16/2013 | <0.0007 | |
| 1/21/2014 | <0.0007 | |
| 6/25/2014 | <0.0007 | |
| 1/14/2015 | <0.0007 | |
| 7/23/2015 | <0.0007 | |
| 1/26/2016 | <0.0007 | |
| 3/31/2016 | <0.0007 | |
| 5/26/2016 | <0.0007 | |
| 7/26/2016 | <0.0007 | |
| 9/20/2016 | <0.0007 | |
| 11/17/2016 | <0.0007 | |
| 2/3/2017 | <0.0007 | |
| 3/28/2017 | <0.0007 | |
| 5/3/2017 | <0.0007 | |
| 8/8/2017 | <0.0007 | |
| 1/25/2018 | <0.0007 | |
| 6/20/2018 | <0.0007 | |
| 1/24/2019 | <0.0007 | |
| 6/25/2019 | 0.00057 (J) | |
| 9/10/2019 | 0.00046 (J) | |
| 3/18/2020 | 0.00062 (J) | |
| 9/10/2020 | <0.0007 | |
| 3/15/2021 | <0.0007 | |
| 8/19/2021 | <0.0007 | |
| 3/8/2022 | <0.0007 | |
| 8/17/2022 | <0.0007 | |
| 2/14/2023 | 9E-05 (J) | |
| 8/14/2023 | <0.0007 | |
| 2/14/2024 | 0.00024 (J) | |
| 8/6/2024 | <0.0007 | |
| 2/11/2025 | <0.0007 | |
| 8/12/2025 | <0.0007 | |
| 1/20/2026 | | <0.0007 |

ND substitution: RL or RL/2 if <15% NDs.

# Prediction Limit

Constituent: Cadmium (mg/L) Analysis Run 3/31/2026 6:17 AM View: Appendix I

Plant Wansley Client: Southern Company Data: Wansley Landfill

| | GWC-24 | GWC-24 |
|---|---|---|
| 7/8/2014 | <0.0007 | |
| 7/31/2015 | <0.0007 | |
| 1/20/2016 | <0.0007 | |
| 3/30/2016 | 0.000124 (J) | |
| 5/25/2016 | <0.0007 | |
| 7/27/2016 | <0.0007 | |
| 9/16/2016 | <0.0007 | |
| 11/18/2016 | <0.0007 | |
| 2/3/2017 | 0.0021 (J) | |
| 3/29/2017 | <0.0007 | |
| 5/4/2017 | <0.0007 | |
| 8/8/2017 | <0.0007 | |
| 1/25/2018 | <0.0007 | |
| 6/27/2018 | <0.0007 | |
| 1/31/2019 | <0.0007 | |
| 6/26/2019 | <0.0007 | |
| 9/11/2019 | <0.0007 | |
| 3/12/2020 | <0.0007 | |
| 9/15/2020 | <0.0007 | |
| 3/18/2021 | <0.0007 | |
| 8/19/2021 | <0.0007 | |
| 3/10/2022 | <0.0007 | |
| 8/18/2022 | <0.0007 | |
| 2/16/2023 | 8E-05 (J) | |
| 8/16/2023 | <0.0007 | |
| 2/22/2024 | <0.0007 | |
| 8/6/2024 | <0.0007 | |
| 2/14/2025 | <0.0007 | |
| 8/14/2025 | <0.0007 | |
| 1/21/2026 | | <0.0007 |

ND substitution: RL or RL/2 if <15% NDs.

# Prediction Limit

Constituent: Cadmium (mg/L) Analysis Run 3/31/2026 6:17 AM View: Appendix I

Plant Wansley Client: Southern Company Data: Wansley Landfill

| | GWC-25 | GWC-25 |
|---|---|---|
| 9/17/2011 | <0.0007 | |
| 10/31/2011 | <0.0007 | |
| 12/14/2011 | <0.0007 | |
| 2/7/2012 | <0.0007 | |
| 7/17/2012 | <0.0007 | |
| 7/24/2013 | <0.0007 | |
| 1/23/2014 | <0.0007 | |
| 7/8/2014 | <0.0007 | |
| 1/21/2015 | <0.0007 | |
| 7/30/2015 | <0.0007 | |
| 1/21/2016 | <0.0007 | |
| 3/28/2016 | <0.0007 | |
| 5/25/2016 | <0.0007 | |
| 7/27/2016 | <0.0007 | |
| 9/19/2016 | <0.0007 | |
| 11/15/2016 | <0.0007 | |
| 1/24/2017 | <0.0007 | |
| 3/23/2017 | <0.0007 | |
| 5/2/2017 | <0.0007 | |
| 8/3/2017 | <0.0007 | |
| 1/25/2018 | <0.0007 | |
| 6/27/2018 | <0.0007 | |
| 1/24/2019 | <0.0007 | |
| 6/25/2019 | <0.0007 | |
| 9/11/2019 | 0.0002 (J) | |
| 3/12/2020 | <0.0007 | |
| 9/14/2020 | <0.0007 | |
| 3/17/2021 | <0.0007 | |
| 8/19/2021 | <0.0007 | |
| 3/8/2022 | <0.0007 | |
| 8/10/2022 | <0.0007 | |
| 2/21/2023 | <0.0007 | |
| 8/15/2023 | <0.0007 | |
| 2/21/2024 | <0.0007 | |
| 8/1/2024 | <0.0007 | |
| 2/14/2025 | <0.0007 | |
| 8/13/2025 | <0.0007 | |
| 1/21/2026 | | <0.0007 |

ND substitution: RL or RL/2 if <15% NDs.

# Prediction Limit

Constituent: Cadmium (mg/L) Analysis Run 3/31/2026 6:17 AM View: Appendix I

Plant Wansley Client: Southern Company Data: Wansley Landfill

| | GWC-30 | GWC-30 |
|---|---|---|
| 9/15/2011 | <0.0007 | |
| 10/28/2011 | <0.0007 | |
| 12/13/2011 | <0.0007 | |
| 2/8/2012 | <0.0007 | |
| 7/18/2012 | <0.0007 | |
| 1/24/2013 | <0.0007 | |
| 7/24/2013 | <0.0007 | |
| 1/23/2014 | <0.0007 | |
| 7/1/2014 | <0.0007 | |
| 1/20/2015 | <0.0007 | |
| 7/30/2015 | <0.0007 | |
| 1/19/2016 | <0.0007 | |
| 3/23/2016 | <0.0007 | |
| 5/20/2016 | <0.0007 | |
| 7/21/2016 | <0.0007 | |
| 9/20/2016 | <0.0007 | |
| 11/14/2016 | <0.0007 | |
| 1/24/2017 | <0.0007 | |
| 3/17/2017 | <0.0007 | |
| 5/1/2017 | <0.0007 | |
| 8/4/2017 | <0.0007 | |
| 1/24/2018 | <0.0007 | |
| 6/21/2018 | <0.0007 | |
| 1/30/2019 | <0.0007 | |
| 6/27/2019 | <0.0007 | |
| 9/10/2019 | <0.0007 | |
| 3/11/2020 | <0.0007 | |
| 9/10/2020 | <0.0007 | |
| 3/18/2021 | <0.0007 | |
| 8/23/2021 | <0.0007 | |
| 3/2/2022 | <0.0007 | |
| 8/10/2022 | <0.0007 | |
| 2/14/2023 | <0.0007 | |
| 8/16/2023 | <0.0007 | |
| 2/21/2024 | <0.0007 | |
| 8/5/2024 | 9.5E-05 (J) | |
| 2/13/2025 | <0.0007 | |
| 8/14/2025 | <0.0007 | |
| 1/21/2026 | | <0.0007 |

ND substitution: RL or RL/2 if <15% NDs.

# Prediction Limit

Constituent: Cadmium (mg/L) Analysis Run 3/31/2026 6:17 AM View: Appendix I

Plant Wansley Client: Southern Company Data: Wansley Landfill

| | GWC-31 | GWC-31 |
|---|---|---|
| 9/17/2011 | <0.0007 | |
| 10/31/2011 | <0.0007 | |
| 2/7/2012 | <0.0007 | |
| 1/23/2013 | <0.0007 | |
| 1/23/2014 | <0.0007 | |
| 7/1/2014 | <0.0007 | |
| 1/21/2015 | <0.0007 | |
| 1/25/2016 | <0.0007 | |
| 3/30/2016 | <0.0007 | |
| 5/25/2016 | <0.0007 | |
| 7/27/2016 | <0.0007 | |
| 1/25/2017 | <0.0007 | |
| 3/23/2017 | <0.0007 | |
| 5/2/2017 | <0.0007 | |
| 7/19/2017 | <0.0007 | |
| 8/4/2017 | <0.0007 | |
| 1/23/2018 | <0.0007 | |
| 6/27/2018 | <0.0007 | |
| 1/31/2019 | <0.0007 | |
| 6/26/2019 | <0.0007 | |
| 9/11/2019 | <0.0007 | |
| 3/17/2020 | <0.0007 | |
| 9/11/2020 | <0.0007 | |
| 3/16/2021 | <0.0007 | |
| 8/25/2021 | <0.0007 | |
| 3/10/2022 | <0.0007 | |
| 8/16/2022 | <0.0007 | |
| 2/22/2023 | 8E-05 (J) | |
| 8/16/2023 | <0.0007 | |
| 2/21/2024 | <0.0007 | |
| 8/2/2024 | 9.5E-05 (J) | |
| 2/18/2025 | <0.0007 | |
| 8/15/2025 | <0.0007 | |
| 2/11/2026 | | <0.0007 |

ND substitution: RL or RL/2 if <15% NDs.

# Prediction Limit

Constituent: Cadmium (mg/L) Analysis Run 3/31/2026 6:17 AM View: Appendix I

Plant Wansley Client: Southern Company Data: Wansley Landfill

| | GWC-34 | GWC-34 |
|---|---|---|
| 9/16/2011 | <0.0007 | |
| 10/31/2011 | <0.0007 | |
| 12/12/2011 | <0.0007 | |
| 2/1/2012 | <0.0007 | |
| 7/16/2012 | <0.0007 | |
| 1/22/2013 | <0.0007 | |
| 7/17/2013 | <0.0007 | |
| 1/23/2014 | <0.0007 | |
| 6/25/2014 | <0.0007 | |
| 1/14/2015 | <0.0007 | |
| 7/29/2015 | <0.0007 | |
| 1/21/2016 | <0.0007 | |
| 3/24/2016 | <0.0007 | |
| 5/23/2016 | <0.0007 | |
| 7/21/2016 | <0.0007 | |
| 9/15/2016 | <0.0007 | |
| 11/15/2016 | <0.0007 | |
| 1/25/2017 | <0.0007 | |
| 3/22/2017 | <0.0007 | |
| 5/1/2017 | <0.0007 | |
| 8/3/2017 | <0.0007 | |
| 1/23/2018 | <0.0007 | |
| 6/20/2018 | <0.0007 | |
| 1/28/2019 | <0.0007 | |
| 6/26/2019 | <0.0007 | |
| 9/11/2019 | <0.0007 | |
| 3/11/2020 | <0.0007 | |
| 9/11/2020 | <0.0007 | |
| 3/16/2021 | <0.0007 | |
| 8/24/2021 | <0.0007 | |
| 3/2/2022 | <0.0007 | |
| 8/10/2022 | 0.00016 (J) | |
| 2/20/2023 | 0.00014 (J) | |
| 8/16/2023 | <0.0007 | |
| 2/22/2024 | 0.0002 (J) | |
| 8/5/2024 | <0.0007 | |
| 2/13/2025 | <0.0007 | |
| 8/14/2025 | <0.0007 | |
| 1/22/2026 | | <0.0007 |

ND substitution: RL or RL/2 if <15% NDs.

# Prediction Limit

Constituent: Chromium (mg/L) Analysis Run 3/31/2026 6:17 AM View: Appendix I

Plant Wansley Client: Southern Company Data: Wansley Landfill

| | GWA-1 | GWA-1 |
|---|---|---|
| 9/16/2011 | 0.0015 | |
| 10/27/2011 | <0.005 | |
| 12/13/2011 | <0.005 | |
| 1/31/2012 | <0.005 | |
| 7/18/2012 | <0.005 | |
| 1/24/2013 | <0.005 | |
| 7/17/2013 | <0.005 | |
| 1/21/2014 | <0.005 | |
| 6/25/2014 | <0.005 | |
| 1/14/2015 | <0.005 | |
| 7/21/2015 | <0.005 | |
| 1/21/2016 | <0.005 | |
| 3/23/2016 | <0.005 | |
| 5/20/2016 | <0.005 | |
| 7/21/2016 | <0.005 | |
| 9/15/2016 | <0.005 | |
| 11/11/2016 | <0.005 | |
| 1/19/2017 | <0.005 | |
| 3/16/2017 | <0.005 | |
| 4/28/2017 | <0.005 | |
| 8/3/2017 | <0.005 | |
| 1/19/2018 | <0.005 | |
| 6/19/2018 | <0.005 | |
| 1/17/2019 | 0.0012 (J) | |
| 6/24/2019 | 0.0042 | |
| 9/9/2019 | 0.0017 (J) | |
| 3/10/2020 | <0.005 | |
| 9/9/2020 | <0.005 | |
| 3/15/2021 | <0.005 | |
| 8/16/2021 | <0.005 | |
| 2/28/2022 | <0.005 | |
| 8/9/2022 | <0.005 | |
| 2/14/2023 | <0.005 | |
| 8/9/2023 | <0.005 | |
| 2/13/2024 | <0.005 | |
| 7/30/2024 | <0.005 | |
| 2/11/2025 | <0.005 | |
| 8/12/2025 | <0.005 | |
| 1/20/2026 | | <0.005 |

ND substitution: RL or RL/2 if <15% NDs.

# Prediction Limit

Constituent: Chromium (mg/L) Analysis Run 3/31/2026 6:17 AM View: Appendix I

Plant Wansley Client: Southern Company Data: Wansley Landfill

| | GWA-2 | GWA-2 |
|---|---|---|
| 9/17/2011 | <0.005 | |
| 10/27/2011 | <0.005 | |
| 12/14/2011 | <0.005 | |
| 2/7/2012 | <0.005 | |
| 7/23/2012 | <0.005 | |
| 1/23/2013 | <0.005 | |
| 7/24/2013 | <0.005 | |
| 1/22/2014 | <0.005 | |
| 7/1/2014 | <0.005 | |
| 1/22/2015 | <0.005 | |
| 7/22/2015 | <0.005 | |
| 1/20/2016 | <0.005 | |
| 3/23/2016 | <0.005 | |
| 5/24/2016 | <0.005 | |
| 7/26/2016 | <0.005 | |
| 9/16/2016 | 0.0019 (J) | |
| 11/10/2016 | <0.005 | |
| 1/19/2017 | <0.005 | |
| 3/17/2017 | <0.005 | |
| 4/28/2017 | <0.005 | |
| 8/2/2017 | <0.005 | |
| 1/19/2018 | <0.005 | |
| 6/19/2018 | 0.0011 (J) | |
| 1/17/2019 | 0.0016 (J) | |
| 6/24/2019 | 0.0022 | |
| 9/10/2019 | 0.0019 (J) | |
| 3/10/2020 | <0.005 | |
| 9/10/2020 | <0.005 | |
| 3/15/2021 | <0.005 | |
| 8/18/2021 | <0.005 | |
| 3/1/2022 | <0.005 | |
| 8/9/2022 | <0.005 | |
| 2/14/2023 | <0.005 | |
| 8/9/2023 | <0.005 | |
| 2/14/2024 | <0.005 | |
| 7/30/2024 | <0.005 | |
| 2/11/2025 | <0.005 | |
| 8/12/2025 | <0.005 | |
| 1/20/2026 | | <0.005 |

ND substitution: RL or RL/2 if <15% NDs.

# Prediction Limit

Constituent: Chromium (mg/L) Analysis Run 3/31/2026 6:17 AM View: Appendix I

Plant Wansley Client: Southern Company Data: Wansley Landfill

| | GWA-3 | GWA-3 |
|---|---|---|
| 8/31/2011 | <0.005 | |
| 6/25/2014 | <0.005 | |
| 7/21/2015 | <0.005 | |
| 3/31/2016 | <0.005 | |
| 5/25/2016 | <0.005 | |
| 7/27/2016 | <0.005 | |
| 8/1/2017 | <0.005 | |
| 10/3/2017 | 0.0013 (J) | |
| 6/20/2018 | <0.005 | |
| 1/18/2019 | 0.0017 (J) | |
| 6/25/2019 | 0.0027 | |
| 9/11/2019 | <0.005 | |
| 3/10/2020 | <0.005 | |
| 9/9/2020 | <0.005 | |
| 3/15/2021 | <0.005 | |
| 8/18/2021 | <0.005 | |
| 3/1/2022 | <0.005 | |
| 8/9/2022 | <0.005 | |
| 2/14/2023 | <0.005 | |
| 8/8/2023 | 0.0015 (J) | |
| 7/31/2024 | <0.005 | |
| 8/13/2025 | <0.005 | |
| 1/21/2026 | | <0.005 |

ND substitution: RL or RL/2 if <15% NDs.

# Prediction Limit

Constituent: Chromium (mg/L) Analysis Run 3/31/2026 6:17 AM View: Appendix I

Plant Wansley Client: Southern Company Data: Wansley Landfill

| | GWA-4 | GWA-4 |
|---|---|---|
| 8/31/2011 | 0.0014 | |
| 10/27/2011 | <0.005 | |
| 12/14/2011 | <0.005 | |
| 2/1/2012 | <0.005 | |
| 7/23/2012 | 0.0014 | |
| 1/23/2013 | <0.005 | |
| 7/17/2013 | <0.005 | |
| 1/15/2014 | <0.005 | |
| 6/25/2014 | <0.005 | |
| 1/14/2015 | <0.005 | |
| 7/21/2015 | <0.005 | |
| 1/20/2016 | <0.005 | |
| 3/23/2016 | <0.005 | |
| 5/19/2016 | <0.005 | |
| 7/21/2016 | <0.005 | |
| 9/14/2016 | <0.005 | |
| 11/10/2016 | <0.005 | |
| 1/17/2017 | <0.005 | |
| 3/16/2017 | <0.005 | |
| 4/27/2017 | <0.005 | |
| 8/2/2017 | <0.005 | |
| 1/22/2018 | <0.005 | |
| 6/19/2018 | <0.005 | |
| 1/17/2019 | 0.0013 (J) | |
| 6/24/2019 | 0.0022 | |
| 9/10/2019 | <0.005 | |
| 3/10/2020 | <0.005 | |
| 9/9/2020 | <0.005 | |
| 3/15/2021 | <0.005 | |
| 8/18/2021 | <0.005 | |
| 3/1/2022 | <0.005 | |
| 8/9/2022 | <0.005 | |
| 2/14/2023 | <0.005 | |
| 8/9/2023 | <0.005 | |
| 2/14/2024 | <0.005 | |
| 7/29/2024 | <0.005 | |
| 2/10/2025 | <0.005 | |
| 8/12/2025 | <0.005 | |
| 1/20/2026 | | <0.005 |

ND substitution: RL or RL/2 if <15% NDs.

# Prediction Limit

Constituent: Chromium (mg/L) Analysis Run 3/31/2026 6:17 AM View: Appendix I

Plant Wansley Client: Southern Company Data: Wansley Landfill

| | GWA-28 | GWA-28 |
|---|---|---|
| 9/16/2011 | <0.005 | |
| 10/28/2011 | <0.005 | |
| 12/12/2011 | <0.005 | |
| 1/25/2012 | <0.005 | |
| 7/16/2012 | <0.005 | |
| 1/24/2013 | <0.005 | |
| 7/23/2013 | <0.005 | |
| 1/22/2014 | 0.002 | |
| 7/1/2014 | <0.005 | |
| 1/21/2015 | <0.005 | |
| 7/21/2015 | <0.005 | |
| 1/22/2016 | <0.005 | |
| 3/22/2016 | <0.005 | |
| 5/23/2016 | <0.005 | |
| 7/25/2016 | <0.005 | |
| 9/15/2016 | 0.0082 | |
| 11/9/2016 | 0.0044 | |
| 1/17/2017 | <0.005 | |
| 3/16/2017 | <0.005 | |
| 4/27/2017 | <0.005 | |
| 8/1/2017 | <0.005 | |
| 1/19/2018 | <0.005 | |
| 6/19/2018 | <0.005 | |
| 1/21/2019 | 0.0014 (J) | |
| 6/25/2019 | 0.0024 | |
| 9/10/2019 | 0.0018 (J) | |
| 3/10/2020 | <0.005 | |
| 9/9/2020 | <0.005 | |
| 3/15/2021 | 0.0028 | |
| 8/16/2021 | <0.005 | |
| 3/1/2022 | <0.005 | |
| 8/9/2022 | <0.005 | |
| 2/14/2023 | <0.005 | |
| 8/9/2023 | <0.005 | |
| 2/14/2024 | <0.005 | |
| 7/29/2024 | <0.005 | |
| 2/10/2025 | <0.005 | |
| 8/12/2025 | <0.005 | |
| 1/20/2026 | | <0.005 |

ND substitution: RL or RL/2 if <15% NDs.

# Prediction Limit

Constituent: Chromium (mg/L) Analysis Run 3/31/2026 6:17 AM View: Appendix I

Plant Wansley Client: Southern Company Data: Wansley Landfill

| | GWA-29 | GWA-29 |
|---|---|---|
| 9/17/2011 | <0.005 | |
| 10/28/2011 | <0.005 | |
| 12/12/2011 | <0.005 | |
| 1/31/2012 | <0.005 | |
| 7/17/2012 | <0.005 | |
| 1/24/2013 | <0.005 | |
| 7/24/2013 | 0.0013 | |
| 1/22/2014 | <0.005 | |
| 7/8/2014 | <0.005 | |
| 1/21/2015 | <0.005 | |
| 7/22/2015 | <0.005 | |
| 1/19/2016 | <0.005 | |
| 3/22/2016 | <0.005 | |
| 5/19/2016 | 0.00684 (J) | |
| 7/21/2016 | <0.005 | |
| 1/17/2017 | <0.005 | |
| 3/15/2017 | <0.005 | |
| 4/27/2017 | <0.005 | |
| 7/18/2017 | <0.005 | |
| 8/1/2017 | 0.0015 (J) | |
| 1/19/2018 | <0.005 | |
| 6/19/2018 | <0.005 | |
| 1/18/2019 | 0.002 (J) | |
| 6/25/2019 | 0.003 | |
| 9/10/2019 | 0.0019 (J) | |
| 3/10/2020 | <0.005 | |
| 9/9/2020 | <0.005 | |
| 3/15/2021 | 0.021 (O) | |
| 8/18/2021 | <0.005 | |
| 3/2/2022 | <0.005 | |
| 8/9/2022 | <0.005 | |
| 2/13/2023 | <0.005 | |
| 8/8/2023 | <0.005 | |
| 2/14/2024 | <0.005 | |
| 7/30/2024 | <0.005 | |
| 2/11/2025 | <0.005 | |
| 8/12/2025 | <0.005 | |
| 1/20/2026 | | <0.005 |

ND substitution: RL or RL/2 if <15% NDs.

# Prediction Limit

Constituent: Chromium (mg/L) Analysis Run 3/31/2026 6:17 AM View: Appendix I

Plant Wansley Client: Southern Company Data: Wansley Landfill

| | GWC-5 | GWC-5 |
|---|---|---|
| 8/31/2011 | <0.005 | |
| 10/27/2011 | <0.005 | |
| 12/5/2011 | <0.005 | |
| 1/25/2012 | <0.005 | |
| 7/18/2012 | <0.005 | |
| 1/9/2013 | <0.005 | |
| 7/17/2013 | <0.005 | |
| 1/15/2014 | <0.005 | |
| 6/25/2014 | <0.005 | |
| 1/13/2015 | 0.0012 (J) | |
| 7/24/2015 | <0.005 | |
| 1/20/2016 | <0.005 | |
| 3/28/2016 | <0.005 | |
| 5/23/2016 | <0.005 | |
| 7/21/2016 | 0.0011 (J) | |
| 9/15/2016 | <0.005 | |
| 11/15/2016 | <0.005 | |
| 1/26/2017 | 0.0013 (J) | |
| 3/22/2017 | 0.024 (O) | |
| 5/2/2017 | <0.005 | |
| 8/3/2017 | <0.005 | |
| 1/23/2018 | <0.005 | |
| 6/25/2018 | <0.005 | |
| 1/30/2019 | 0.0021 (J) | |
| 6/26/2019 | 0.0029 | |
| 9/12/2019 | 0.0033 | |
| 3/16/2020 | 0.0017 (J) | |
| 9/9/2020 | <0.005 | |
| 3/17/2021 | 0.0015 (J) | |
| 8/19/2021 | <0.005 | |
| 3/2/2022 | <0.005 | |
| 8/11/2022 | <0.005 | |
| 2/20/2023 | 0.0017 (J) | |
| 8/14/2023 | 0.0015 (J) | |
| 2/14/2024 | 0.0012 (J) | |
| 7/31/2024 | 0.0012 (J) | |
| 2/14/2025 | 0.0019 (J) | |
| 8/18/2025 | <0.005 | |
| 1/21/2026 | | <0.005 |

ND substitution: RL or RL/2 if <15% NDs.

# Prediction Limit

Constituent: Chromium (mg/L) Analysis Run 3/31/2026 6:17 AM View: Appendix I

Plant Wansley Client: Southern Company Data: Wansley Landfill

| | GWC-6 | GWC-6 |
|---|---|---|
| 8/31/2011 | <0.005 | |
| 10/30/2011 | 0.0016 | |
| 12/5/2011 | <0.005 | |
| 1/25/2012 | <0.005 | |
| 7/24/2012 | <0.005 | |
| 1/8/2013 | <0.005 | |
| 7/9/2013 | <0.005 | |
| 1/15/2014 | <0.005 | |
| 6/25/2014 | <0.005 | |
| 1/20/2015 | <0.005 | |
| 7/24/2015 | <0.005 | |
| 1/20/2016 | <0.005 | |
| 3/28/2016 | <0.005 | |
| 5/24/2016 | <0.005 | |
| 7/21/2016 | <0.005 | |
| 9/15/2016 | <0.005 | |
| 11/16/2016 | <0.005 | |
| 1/26/2017 | <0.005 | |
| 3/22/2017 | <0.005 | |
| 5/2/2017 | <0.005 | |
| 8/3/2017 | <0.005 | |
| 1/23/2018 | <0.005 | |
| 6/25/2018 | <0.005 | |
| 1/30/2019 | 0.002 (J) | |
| 6/26/2019 | 0.0027 | |
| 9/12/2019 | 0.0049 | |
| 3/16/2020 | <0.005 | |
| 9/11/2020 | <0.005 | |
| 3/17/2021 | <0.005 | |
| 8/18/2021 | <0.005 | |
| 3/2/2022 | <0.005 | |
| 8/11/2022 | <0.005 | |
| 2/20/2023 | <0.005 | |
| 8/14/2023 | <0.005 | |
| 2/14/2024 | <0.005 | |
| 8/1/2024 | <0.005 | |
| 2/18/2025 | <0.005 | |
| 8/15/2025 | <0.005 | |
| 1/20/2026 | | <0.005 |

ND substitution: RL or RL/2 if <15% NDs.

# Prediction Limit

Constituent: Chromium (mg/L) Analysis Run 3/31/2026 6:17 AM View: Appendix I

Plant Wansley Client: Southern Company Data: Wansley Landfill

| | GWC-7 | GWC-7 |
|---|---|---|
| 9/7/2011 | <0.005 | |
| 10/30/2011 | <0.005 | |
| 12/5/2011 | <0.005 | |
| 1/25/2012 | <0.005 | |
| 7/18/2012 | <0.005 | |
| 1/7/2013 | <0.005 | |
| 7/9/2013 | <0.005 | |
| 1/14/2014 | <0.005 | |
| 6/24/2014 | 0.0018 | |
| 1/20/2015 | <0.005 | |
| 7/27/2015 | <0.005 | |
| 1/26/2016 | <0.005 | |
| 3/29/2016 | <0.005 | |
| 5/24/2016 | <0.005 | |
| 7/22/2016 | <0.005 | |
| 9/15/2016 | <0.005 | |
| 11/16/2016 | <0.005 | |
| 1/26/2017 | <0.005 | |
| 3/22/2017 | <0.005 | |
| 5/2/2017 | <0.005 | |
| 8/4/2017 | <0.005 | |
| 1/23/2018 | <0.005 | |
| 6/25/2018 | <0.005 | |
| 1/21/2019 | 0.0012 (J) | |
| 6/25/2019 | 0.0021 | |
| 9/10/2019 | <0.005 | |
| 3/12/2020 | <0.005 | |
| 9/14/2020 | <0.005 | |
| 3/16/2021 | <0.005 | |
| 8/19/2021 | <0.005 | |
| 3/2/2022 | <0.005 | |
| 8/11/2022 | <0.005 | |
| 2/21/2023 | <0.005 | |
| 8/9/2023 | <0.005 | |
| 2/21/2024 | <0.005 | |
| 8/1/2024 | <0.005 | |
| 2/13/2025 | <0.005 | |
| 8/18/2025 | <0.005 | |
| 1/22/2026 | | <0.005 |

ND substitution: RL or RL/2 if <15% NDs.

# Prediction Limit

Constituent: Chromium (mg/L) Analysis Run 3/31/2026 6:17 AM View: Appendix I

Plant Wansley Client: Southern Company Data: Wansley Landfill

| | GWC-8 | GWC-8 |
|---|---|---|
| 9/7/2011 | <0.005 | |
| 10/30/2011 | <0.005 | |
| 12/5/2011 | <0.005 | |
| 1/19/2012 | <0.005 | |
| 7/18/2012 | <0.005 | |
| 1/7/2013 | <0.005 | |
| 7/9/2013 | <0.005 | |
| 1/14/2014 | <0.005 | |
| 6/24/2014 | <0.005 | |
| 1/20/2015 | <0.005 | |
| 7/27/2015 | <0.005 | |
| 1/26/2016 | <0.005 | |
| 3/29/2016 | <0.005 | |
| 5/24/2016 | <0.005 | |
| 7/26/2016 | <0.005 | |
| 9/19/2016 | <0.005 | |
| 11/16/2016 | <0.005 | |
| 1/26/2017 | <0.005 | |
| 3/23/2017 | <0.005 | |
| 5/3/2017 | <0.005 | |
| 8/7/2017 | <0.005 | |
| 1/24/2018 | <0.005 | |
| 6/21/2018 | <0.005 | |
| 1/22/2019 | 0.0014 (J) | |
| 6/25/2019 | 0.0024 | |
| 9/10/2019 | 0.0018 (J) | |
| 3/12/2020 | <0.005 | |
| 9/14/2020 | <0.005 | |
| 3/16/2021 | 0.0027 | |
| 8/20/2021 | <0.005 | |
| 3/2/2022 | <0.005 | |
| 8/11/2022 | <0.005 | |
| 2/15/2023 | <0.005 | |
| 8/9/2023 | <0.005 | |
| 2/21/2024 | <0.005 | |
| 7/30/2024 | <0.005 | |
| 2/13/2025 | <0.005 | |
| 8/13/2025 | <0.005 | |
| 1/22/2026 | | <0.005 |

ND substitution: RL or RL/2 if <15% NDs.

# Prediction Limit

Constituent: Chromium (mg/L) Analysis Run 3/31/2026 6:17 AM View: Appendix I

Plant Wansley Client: Southern Company Data: Wansley Landfill

| | GWC-9 | GWC-9 |
|---|---|---|
| 9/7/2011 | 0.0013 | |
| 10/30/2011 | <0.005 | |
| 12/4/2011 | 0.0021 | |
| 1/19/2012 | <0.005 | |
| 7/18/2012 | <0.005 | |
| 1/8/2013 | 0.0019 | |
| 7/9/2013 | 0.002 | |
| 1/14/2014 | <0.005 | |
| 6/24/2014 | 0.0029 | |
| 1/20/2015 | <0.005 | |
| 7/27/2015 | 0.0013 | |
| 1/26/2016 | <0.005 | |
| 3/29/2016 | <0.005 | |
| 5/24/2016 | <0.005 | |
| 7/25/2016 | <0.005 | |
| 9/19/2016 | <0.005 | |
| 11/16/2016 | <0.005 | |
| 1/31/2017 | 0.0015 (J) | |
| 3/23/2017 | 0.0021 (J) | |
| 5/2/2017 | 0.0016 (J) | |
| 8/7/2017 | 0.0024 (J) | |
| 1/24/2018 | 0.0019 (J) | |
| 6/21/2018 | 0.0023 (J) | |
| 1/22/2019 | 0.0027 | |
| 6/25/2019 | 0.0048 | |
| 9/16/2019 | 0.0027 | |
| 3/16/2020 | 0.0015 (J) | |
| 9/11/2020 | 0.0017 (J) | |
| 3/16/2021 | 0.0073 | |
| 8/25/2021 | 0.0024 | |
| 3/9/2022 | <0.005 | |
| 8/16/2022 | 0.0017 (J) | |
| 2/15/2023 | <0.005 | |
| 8/9/2023 | 0.0019 (J) | |
| 2/19/2024 | 0.0015 (J) | |
| 7/31/2024 | 0.0015 (J) | |
| 2/18/2025 | 0.0017 (J) | |
| 8/13/2025 | <0.005 | |
| 1/22/2026 | | <0.005 |

ND substitution: RL or RL/2 if <15% NDs.

# Prediction Limit

Constituent: Chromium (mg/L) Analysis Run 3/31/2026 6:17 AM View: Appendix I

Plant Wansley Client: Southern Company Data: Wansley Landfill

| | GWC-10 | GWC-10 |
|---|---|---|
| 1/25/2016 | <0.005 | |
| 3/30/2016 | <0.005 | |
| 5/25/2016 | <0.005 | |
| 7/27/2016 | 0.0029 | |
| 9/16/2016 | <0.005 | |
| 11/17/2016 | <0.005 | |
| 2/1/2017 | <0.005 | |
| 3/24/2017 | <0.005 | |
| 5/3/2017 | <0.005 | |
| 8/8/2017 | <0.005 | |
| 1/25/2018 | <0.005 | |
| 6/21/2018 | <0.005 | |
| 1/31/2019 | 0.0018 (J) | |
| 6/26/2019 | 0.0021 | |
| 9/17/2019 | <0.005 | |
| 3/17/2020 | <0.005 | |
| 9/10/2020 | <0.005 | |
| 3/18/2021 | <0.005 | |
| 8/20/2021 | <0.005 | |
| 3/8/2022 | <0.005 | |
| 8/16/2022 | <0.005 | |
| 2/15/2023 | <0.005 | |
| 8/10/2023 | 0.002 | |
| 2/20/2024 | <0.005 | |
| 7/31/2024 | <0.005 | |
| 2/19/2025 | <0.005 | |
| 8/19/2025 | <0.005 | |
| 1/21/2026 | | <0.005 |

ND substitution: RL or RL/2 if <15% NDs.

# Prediction Limit

Constituent: Chromium (mg/L) Analysis Run 3/31/2026 6:17 AM View: Appendix I

Plant Wansley Client: Southern Company Data: Wansley Landfill

| | GWC-11 | GWC-11 |
|---|---|---|
| 9/13/2011 | 0.0031 | |
| 10/28/2011 | 0.0032 | |
| 12/4/2011 | 0.0031 | |
| 2/9/2012 | <0.005 | |
| 7/18/2012 | <0.005 | |
| 1/8/2013 | 0.0013 | |
| 7/9/2013 | <0.005 | |
| 1/15/2014 | 0.0013 | |
| 6/25/2014 | 0.002 | |
| 1/21/2015 | 0.0013 | |
| 7/28/2015 | 0.0017 | |
| 1/26/2016 | 0.0012 (J) | |
| 3/29/2016 | <0.005 | |
| 5/25/2016 | 0.00213 (J) | |
| 7/25/2016 | 0.0015 (J) | |
| 9/19/2016 | 0.0022 (J) | |
| 11/16/2016 | 0.002 (J) | |
| 1/31/2017 | 0.0022 (J) | |
| 3/23/2017 | 0.002 (J) | |
| 5/2/2017 | 0.0019 (J) | |
| 8/7/2017 | 0.0023 (J) | |
| 1/24/2018 | 0.0019 (J) | |
| 6/20/2018 | 0.002 (J) | |
| 1/24/2019 | 0.003 | |
| 6/26/2019 | 0.0041 | |
| 9/16/2019 | 0.0035 | |
| 3/16/2020 | 0.0019 (J) | |
| 9/10/2020 | 0.0018 (J) | |
| 3/17/2021 | 0.0016 (J) | |
| 8/23/2021 | 0.0017 (J) | |
| 3/7/2022 | 0.0016 (J) | |
| 8/15/2022 | 0.0017 (J) | |
| 2/21/2023 | 0.002 | |
| 8/14/2023 | 0.0022 | |
| 2/14/2024 | 0.0024 | |
| 8/6/2024 | 0.0017 (J) | |
| 2/18/2025 | 0.0027 | |
| 8/18/2025 | <0.005 | |
| 1/21/2026 | | <0.005 |

ND substitution: RL or RL/2 if <15% NDs.

# Prediction Limit

Constituent: Chromium (mg/L) Analysis Run 3/31/2026 6:17 AM View: Appendix I

Plant Wansley Client: Southern Company Data: Wansley Landfill

| | GWC-12 | GWC-12 |
|---|---|---|
| 9/13/2011 | <0.005 | |
| 10/28/2011 | <0.005 | |
| 12/4/2011 | <0.005 | |
| 1/24/2012 | <0.005 | |
| 7/11/2012 | <0.005 | |
| 1/8/2013 | <0.005 | |
| 7/10/2013 | <0.005 | |
| 1/21/2014 | <0.005 | |
| 7/1/2014 | <0.005 | |
| 1/21/2015 | <0.005 | |
| 7/28/2015 | <0.005 | |
| 1/26/2016 | <0.005 | |
| 3/29/2016 | <0.005 | |
| 5/25/2016 | <0.005 | |
| 7/22/2016 | <0.005 | |
| 9/15/2016 | <0.005 | |
| 11/16/2016 | <0.005 | |
| 1/31/2017 | <0.005 | |
| 3/23/2017 | <0.005 | |
| 5/3/2017 | <0.005 | |
| 8/7/2017 | <0.005 | |
| 1/24/2018 | <0.005 | |
| 6/26/2018 | <0.005 | |
| 1/25/2019 | 0.0011 (J) | |
| 6/26/2019 | 0.0021 | |
| 9/11/2019 | 0.0023 | |
| 3/18/2020 | <0.005 | |
| 9/10/2020 | <0.005 | |
| 3/16/2021 | 0.0022 | |
| 8/19/2021 | <0.005 | |
| 3/7/2022 | <0.005 | |
| 8/16/2022 | <0.005 | |
| 2/15/2023 | <0.005 | |
| 8/14/2023 | <0.005 | |
| 2/20/2024 | <0.005 | |
| 8/6/2024 | <0.005 | |
| 2/17/2025 | <0.005 | |
| 8/18/2025 | <0.005 | |
| 1/21/2026 | | <0.005 |

ND substitution: RL or RL/2 if <15% NDs.

# Prediction Limit

Constituent: Chromium (mg/L) Analysis Run 3/31/2026 6:17 AM View: Appendix I

Plant Wansley Client: Southern Company Data: Wansley Landfill

| | GWC-13 | GWC-13 |
|---|---|---|
| 9/13/2011 | 0.0019 | |
| 10/28/2011 | <0.005 | |
| 12/4/2011 | <0.005 | |
| 1/24/2012 | <0.005 | |
| 7/11/2012 | <0.005 | |
| 1/8/2013 | <0.005 | |
| 7/10/2013 | <0.005 | |
| 1/21/2014 | <0.005 | |
| 7/1/2014 | <0.005 | |
| 1/21/2015 | <0.005 | |
| 7/28/2015 | <0.005 | |
| 1/27/2016 | <0.005 | |
| 3/29/2016 | <0.005 | |
| 5/25/2016 | <0.005 | |
| 7/26/2016 | <0.005 | |
| 9/15/2016 | <0.005 | |
| 11/17/2016 | <0.005 | |
| 1/31/2017 | <0.005 | |
| 3/23/2017 | <0.005 | |
| 5/3/2017 | <0.005 | |
| 8/4/2017 | <0.005 | |
| 1/25/2018 | <0.005 | |
| 6/20/2018 | <0.005 | |
| 1/22/2019 | 0.0013 (J) | |
| 6/25/2019 | 0.0022 | |
| 9/12/2019 | 0.0027 | |
| 3/12/2020 | <0.005 | |
| 9/10/2020 | <0.005 | |
| 3/17/2021 | <0.005 | |
| 8/23/2021 | <0.005 | |
| 3/8/2022 | <0.005 | |
| 8/15/2022 | <0.005 | |
| 2/21/2023 | <0.005 | |
| 8/16/2023 | <0.005 | |
| 2/19/2024 | <0.005 | |
| 8/5/2024 | <0.005 | |
| 2/18/2025 | <0.005 | |
| 8/19/2025 | <0.005 | |
| 1/21/2026 | | <0.005 |

ND substitution: RL or RL/2 if <15% NDs.

# Prediction Limit

Constituent: Chromium (mg/L) Analysis Run 3/31/2026 6:17 AM View: Appendix I

Plant Wansley Client: Southern Company Data: Wansley Landfill

| | GWC-14 | GWC-14 |
|---|---|---|
| 9/13/2011 | <0.005 | |
| 10/27/2011 | <0.005 | |
| 12/3/2011 | <0.005 | |
| 1/24/2012 | <0.005 | |
| 7/11/2012 | <0.005 | |
| 1/8/2013 | <0.005 | |
| 7/10/2013 | <0.005 | |
| 1/21/2014 | <0.005 | |
| 7/1/2014 | <0.005 | |
| 1/14/2015 | <0.005 | |
| 7/22/2015 | <0.005 | |
| 1/27/2016 | <0.005 | |
| 3/30/2016 | <0.005 | |
| 5/25/2016 | <0.005 | |
| 7/26/2016 | <0.005 | |
| 9/15/2016 | <0.005 | |
| 11/17/2016 | <0.005 | |
| 2/1/2017 | <0.005 | |
| 3/23/2017 | <0.005 | |
| 5/3/2017 | <0.005 | |
| 8/7/2017 | <0.005 | |
| 1/25/2018 | <0.005 | |
| 6/20/2018 | <0.005 | |
| 1/22/2019 | 0.0013 (J) | |
| 6/25/2019 | 0.0023 | |
| 9/12/2019 | 0.002 | |
| 3/17/2020 | <0.005 | |
| 9/10/2020 | <0.005 | |
| 3/17/2021 | <0.005 | |
| 8/23/2021 | <0.005 | |
| 3/7/2022 | <0.005 | |
| 8/16/2022 | <0.005 | |
| 2/17/2023 | <0.005 | |
| 8/14/2023 | <0.005 | |
| 2/19/2024 | <0.005 | |
| 8/6/2024 | <0.005 | |
| 2/17/2025 | <0.005 | |
| 8/19/2025 | <0.005 | |
| 1/20/2026 | | <0.005 |

ND substitution: RL or RL/2 if <15% NDs.

# Prediction Limit

Constituent: Chromium (mg/L) Analysis Run 3/31/2026 6:17 AM View: Appendix I

Plant Wansley Client: Southern Company Data: Wansley Landfill

| | GWC-15 | GWC-15 |
|---|---|---|
| 9/16/2011 | <0.005 | |
| 10/27/2011 | <0.005 | |
| 12/3/2011 | <0.005 | |
| 2/9/2012 | <0.005 | |
| 7/11/2012 | <0.005 | |
| 1/8/2013 | <0.005 | |
| 7/2/2013 | <0.005 | |
| 1/21/2014 | <0.005 | |
| 6/24/2014 | <0.005 | |
| 1/14/2015 | <0.005 | |
| 7/22/2015 | <0.005 | |
| 1/27/2016 | <0.005 | |
| 3/30/2016 | <0.005 | |
| 5/25/2016 | <0.005 | |
| 7/26/2016 | <0.005 | |
| 9/20/2016 | <0.005 | |
| 11/17/2016 | <0.005 | |
| 2/1/2017 | <0.005 | |
| 3/23/2017 | <0.005 | |
| 5/3/2017 | <0.005 | |
| 8/4/2017 | <0.005 | |
| 1/25/2018 | <0.005 | |
| 6/20/2018 | <0.005 | |
| 1/22/2019 | 0.0013 (J) | |
| 6/25/2019 | 0.0022 | |
| 9/17/2019 | <0.005 | |
| 3/16/2020 | <0.005 | |
| 9/10/2020 | <0.005 | |
| 3/18/2021 | <0.005 | |
| 8/24/2021 | <0.005 | |
| 3/7/2022 | <0.005 | |
| 8/16/2022 | <0.005 | |
| 2/21/2023 | <0.005 | |
| 8/14/2023 | <0.005 | |
| 2/21/2024 | <0.005 | |
| 8/6/2024 | <0.005 | |
| 2/18/2025 | <0.005 | |
| 8/18/2025 | <0.005 | |
| 1/21/2026 | | <0.005 |

ND substitution: RL or RL/2 if <15% NDs.

# Prediction Limit

Constituent: Chromium (mg/L) Analysis Run 3/31/2026 6:17 AM View: Appendix I

Plant Wansley Client: Southern Company Data: Wansley Landfill

| | GWC-16 | GWC-16 |
|---|---|---|
| 8/30/2011 | 0.0028 | |
| 10/26/2011 | 0.0023 | |
| 12/3/2011 | <0.005 | |
| 1/25/2012 | <0.005 | |
| 7/11/2012 | 0.0022 | |
| 1/8/2013 | 0.0023 | |
| 7/2/2013 | 0.0024 | |
| 1/14/2014 | 0.0023 | |
| 6/25/2014 | 0.0024 | |
| 1/13/2015 | 0.0024 | |
| 7/22/2015 | 0.0023 | |
| 1/27/2016 | 0.0022 | |
| 3/30/2016 | 0.00261 (J) | |
| 5/25/2016 | 0.00238 (J) | |
| 7/27/2016 | 0.0025 | |
| 9/16/2016 | 0.0023 (J) | |
| 11/17/2016 | 0.0022 (J) | |
| 2/1/2017 | 0.0024 (J) | |
| 3/24/2017 | 0.0026 | |
| 5/3/2017 | 0.0022 (J) | |
| 8/7/2017 | 0.0023 (J) | |
| 1/25/2018 | 0.0023 (J) | |
| 6/20/2018 | 0.0025 | |
| 1/25/2019 | 0.0038 | |
| 6/25/2019 | 0.0045 | |
| 9/11/2019 | 0.0043 | |
| 3/17/2020 | 0.0024 | |
| 9/11/2020 | 0.0022 | |
| 3/17/2021 | 0.0027 | |
| 8/20/2021 | 0.0021 | |
| 3/8/2022 | 0.0022 | |
| 8/16/2022 | 0.0019 (J) | |
| 2/20/2023 | 0.0027 | |
| 8/14/2023 | 0.0027 | |
| 2/21/2024 | 0.0013 (J) | |
| 8/5/2024 | 0.0017 (J) | |
| 2/11/2025 | 0.0025 | |
| 8/15/2025 | <0.005 | |
| 1/21/2026 | | <0.005 |

ND substitution: RL or RL/2 if <15% NDs.

# Prediction Limit

Constituent: Chromium (mg/L) Analysis Run 3/31/2026 6:17 AM View: Appendix I

Plant Wansley Client: Southern Company Data: Wansley Landfill

| | GWC-17 | GWC-17 |
|---|---|---|
| 8/30/2011 | 0.0014 | |
| 10/26/2011 | <0.005 | |
| 12/3/2011 | <0.005 | |
| 1/25/2012 | <0.005 | |
| 7/11/2012 | <0.005 | |
| 1/8/2013 | <0.005 | |
| 7/16/2013 | <0.005 | |
| 1/14/2014 | <0.005 | |
| 6/25/2014 | <0.005 | |
| 1/14/2015 | <0.005 | |
| 7/28/2015 | <0.005 | |
| 1/27/2016 | <0.005 | |
| 3/30/2016 | <0.005 | |
| 5/25/2016 | <0.005 | |
| 7/27/2016 | <0.005 | |
| 9/19/2016 | <0.005 | |
| 11/17/2016 | <0.005 | |
| 2/1/2017 | <0.005 | |
| 3/24/2017 | <0.005 | |
| 5/3/2017 | <0.005 | |
| 8/7/2017 | <0.005 | |
| 1/25/2018 | <0.005 | |
| 6/26/2018 | <0.005 | |
| 1/24/2019 | 0.0014 (J) | |
| 6/25/2019 | 0.0042 | |
| 9/11/2019 | <0.005 | |
| 3/17/2020 | <0.005 | |
| 9/14/2020 | <0.005 | |
| 3/16/2021 | <0.005 | |
| 8/20/2021 | <0.005 | |
| 3/8/2022 | <0.005 | |
| 8/11/2022 | <0.005 | |
| 2/20/2023 | <0.005 | |
| 8/10/2023 | <0.005 | |
| 2/20/2024 | <0.005 | |
| 8/7/2024 | <0.005 | |
| 2/13/2025 | <0.005 | |
| 8/13/2025 | <0.005 | |
| 1/21/2026 | | <0.005 |

ND substitution: RL or RL/2 if <15% NDs.

# Prediction Limit

Constituent: Chromium (mg/L) Analysis Run 3/31/2026 6:17 AM View: Appendix I

Plant Wansley Client: Southern Company Data: Wansley Landfill

| | GWC-18 | GWC-18 |
|---|---|---|
| 8/30/2011 | 0.0014 | |
| 10/26/2011 | <0.005 | |
| 12/3/2011 | <0.005 | |
| 2/9/2012 | <0.005 | |
| 7/11/2012 | <0.005 | |
| 1/8/2013 | <0.005 | |
| 7/16/2013 | <0.005 | |
| 1/14/2014 | <0.005 | |
| 6/24/2014 | <0.005 | |
| 1/13/2015 | <0.005 | |
| 7/23/2015 | <0.005 | |
| 1/27/2016 | <0.005 | |
| 3/30/2016 | <0.005 | |
| 5/26/2016 | <0.005 | |
| 7/25/2016 | <0.005 | |
| 9/19/2016 | <0.005 | |
| 11/17/2016 | <0.005 | |
| 2/1/2017 | 0.0014 (J) | |
| 3/24/2017 | <0.005 | |
| 5/3/2017 | <0.005 | |
| 8/7/2017 | <0.005 | |
| 1/25/2018 | <0.005 | |
| 6/21/2018 | <0.005 | |
| 1/28/2019 | 0.0012 (J) | |
| 6/27/2019 | 0.0022 | |
| 9/11/2019 | <0.005 | |
| 3/17/2020 | <0.005 | |
| 9/14/2020 | <0.005 | |
| 3/16/2021 | <0.005 | |
| 8/24/2021 | <0.005 | |
| 3/8/2022 | <0.005 | |
| 8/11/2022 | <0.005 | |
| 2/20/2023 | <0.005 | |
| 8/9/2023 | <0.005 | |
| 2/21/2024 | <0.005 | |
| 8/7/2024 | <0.005 | |
| 2/13/2025 | <0.005 | |
| 8/13/2025 | <0.005 | |
| 1/21/2026 | | <0.005 |

ND substitution: RL or RL/2 if <15% NDs.

# Prediction Limit

Constituent: Chromium (mg/L) Analysis Run 3/31/2026 6:17 AM View: Appendix I

Plant Wansley Client: Southern Company Data: Wansley Landfill

| | GWC-19 | GWC-19 |
|---|---|---|
| 8/30/2011 | 0.0014 | |
| 10/26/2011 | <0.005 | |
| 12/3/2011 | <0.005 | |
| 2/8/2012 | <0.005 | |
| 7/11/2012 | <0.005 | |
| 1/8/2013 | <0.005 | |
| 7/16/2013 | <0.005 | |
| 1/21/2014 | <0.005 | |
| 6/24/2014 | <0.005 | |
| 1/13/2015 | <0.005 | |
| 7/23/2015 | <0.005 | |
| 1/27/2016 | <0.005 | |
| 3/30/2016 | <0.005 | |
| 5/26/2016 | <0.005 | |
| 7/25/2016 | <0.005 | |
| 9/19/2016 | <0.005 | |
| 11/17/2016 | <0.005 | |
| 2/2/2017 | <0.005 | |
| 3/24/2017 | <0.005 | |
| 5/3/2017 | <0.005 | |
| 8/7/2017 | <0.005 | |
| 1/25/2018 | <0.005 | |
| 6/21/2018 | <0.005 | |
| 1/28/2019 | <0.005 | |
| 6/26/2019 | 0.0023 | |
| 9/12/2019 | 0.0024 | |
| 3/18/2020 | <0.005 | |
| 9/15/2020 | <0.005 | |
| 3/17/2021 | <0.005 | |
| 8/24/2021 | <0.005 | |
| 3/8/2022 | <0.005 | |
| 8/11/2022 | <0.005 | |
| 2/21/2023 | <0.005 | |
| 8/9/2023 | <0.005 | |
| 2/21/2024 | <0.005 | |
| 8/6/2024 | <0.005 | |
| 2/14/2025 | <0.005 | |
| 8/13/2025 | <0.005 | |
| 1/21/2026 | | <0.005 |

ND substitution: RL or RL/2 if <15% NDs.

# Prediction Limit

Constituent: Chromium (mg/L) Analysis Run 3/31/2026 6:17 AM View: Appendix I

Plant Wansley Client: Southern Company Data: Wansley Landfill

| | GWC-20 | GWC-20 |
|---|---|---|
| 8/31/2011 | 0.0016 | |
| 10/27/2011 | <0.005 | |
| 12/4/2011 | <0.005 | |
| 2/8/2012 | <0.005 | |
| 7/11/2012 | <0.005 | |
| 1/8/2013 | <0.005 | |
| 7/16/2013 | <0.005 | |
| 1/21/2014 | <0.005 | |
| 6/24/2014 | <0.005 | |
| 1/13/2015 | <0.005 | |
| 7/23/2015 | <0.005 | |
| 1/27/2016 | <0.005 | |
| 3/30/2016 | <0.005 | |
| 5/26/2016 | <0.005 | |
| 7/25/2016 | <0.005 | |
| 9/20/2016 | <0.005 | |
| 11/17/2016 | <0.005 | |
| 2/2/2017 | <0.005 | |
| 3/28/2017 | <0.005 | |
| 5/4/2017 | <0.005 | |
| 8/7/2017 | 0.0017 (J) | |
| 1/26/2018 | <0.005 | |
| 6/21/2018 | <0.005 | |
| 1/28/2019 | 0.0011 (J) | |
| 6/25/2019 | 0.0023 | |
| 9/11/2019 | 0.0027 | |
| 3/18/2020 | <0.005 | |
| 9/15/2020 | <0.005 | |
| 3/16/2021 | <0.005 | |
| 8/24/2021 | <0.005 | |
| 3/7/2022 | <0.005 | |
| 8/16/2022 | <0.005 | |
| 2/22/2023 | <0.005 | |
| 8/9/2023 | 0.0015 (J) | |
| 2/20/2024 | <0.005 | |
| 8/2/2024 | <0.005 | |
| 2/14/2025 | <0.005 | |
| 8/12/2025 | <0.005 | |
| 1/21/2026 | | <0.005 |

ND substitution: RL or RL/2 if <15% NDs.

# Prediction Limit

Constituent: Chromium (mg/L) Analysis Run 3/31/2026 6:17 AM View: Appendix I

Plant Wansley Client: Southern Company Data: Wansley Landfill

| | GWC-21 | GWC-21 |
|---|---|---|
| 8/31/2011 | 0.0014 | |
| 10/27/2011 | <0.005 | |
| 12/4/2011 | <0.005 | |
| 2/8/2012 | <0.005 | |
| 7/17/2012 | <0.005 | |
| 1/9/2013 | <0.005 | |
| 7/16/2013 | <0.005 | |
| 1/21/2014 | <0.005 | |
| 6/24/2014 | <0.005 | |
| 1/13/2015 | <0.005 | |
| 7/23/2015 | <0.005 | |
| 1/26/2016 | <0.005 | |
| 3/30/2016 | <0.005 | |
| 5/26/2016 | <0.005 | |
| 7/26/2016 | <0.005 | |
| 9/20/2016 | <0.005 | |
| 11/17/2016 | <0.005 | |
| 2/2/2017 | <0.005 | |
| 3/28/2017 | <0.005 | |
| 5/4/2017 | <0.005 | |
| 8/7/2017 | <0.005 | |
| 1/26/2018 | <0.005 | |
| 6/20/2018 | <0.005 | |
| 1/24/2019 | 0.0012 (J) | |
| 6/25/2019 | 0.0021 | |
| 9/11/2019 | 0.0022 | |
| 3/18/2020 | <0.005 | |
| 9/15/2020 | <0.005 | |
| 3/16/2021 | <0.005 | |
| 8/19/2021 | <0.005 | |
| 3/7/2022 | <0.005 | |
| 8/16/2022 | <0.005 | |
| 2/21/2023 | <0.005 | |
| 8/9/2023 | <0.005 | |
| 2/19/2024 | <0.005 | |
| 7/30/2024 | <0.005 | |
| 2/11/2025 | <0.005 | |
| 8/12/2025 | <0.005 | |
| 1/20/2026 | | <0.005 |

ND substitution: RL or RL/2 if <15% NDs.

# Prediction Limit

Constituent: Chromium (mg/L) Analysis Run 3/31/2026 6:17 AM View: Appendix I

Plant Wansley Client: Southern Company Data: Wansley Landfill

| | GWC-22 | GWC-22 |
|---|---|---|
| 9/15/2011 | <0.005 | |
| 10/29/2011 | <0.005 | |
| 12/13/2011 | <0.005 | |
| 1/25/2012 | <0.005 | |
| 7/18/2012 | 0.0016 | |
| 1/22/2013 | 0.0019 | |
| 7/16/2013 | <0.005 | |
| 1/21/2014 | <0.005 | |
| 6/25/2014 | 0.0011 (J) | |
| 1/14/2015 | <0.005 | |
| 7/23/2015 | 0.0015 | |
| 1/26/2016 | <0.005 | |
| 3/31/2016 | <0.005 | |
| 5/26/2016 | <0.005 | |
| 7/26/2016 | <0.005 | |
| 9/20/2016 | 0.0011 (J) | |
| 11/17/2016 | <0.005 | |
| 2/3/2017 | 0.0011 (J) | |
| 3/28/2017 | 0.0027 | |
| 5/3/2017 | 0.0018 (J) | |
| 8/8/2017 | <0.005 | |
| 1/25/2018 | <0.005 | |
| 6/20/2018 | 0.0015 (J) | |
| 1/24/2019 | 0.0021 (J) | |
| 6/25/2019 | 0.003 | |
| 9/10/2019 | 0.0026 | |
| 3/18/2020 | <0.005 | |
| 9/10/2020 | <0.005 | |
| 3/15/2021 | <0.005 | |
| 8/19/2021 | <0.005 | |
| 3/8/2022 | <0.005 | |
| 8/17/2022 | <0.005 | |
| 2/14/2023 | <0.005 | |
| 8/14/2023 | 0.0015 (J) | |
| 2/14/2024 | 0.0014 (J) | |
| 8/6/2024 | <0.005 | |
| 2/11/2025 | 0.0015 (J) | |
| 8/12/2025 | <0.005 | |
| 1/20/2026 | | <0.005 |

ND substitution: RL or RL/2 if <15% NDs.

# Prediction Limit

Constituent: Chromium (mg/L) Analysis Run 3/31/2026 6:17 AM View: Appendix I

Plant Wansley Client: Southern Company Data: Wansley Landfill

| | GWC-23 | GWC-23 |
|---|---|---|
| 9/16/2011 | 0.0019 | |
| 10/29/2011 | <0.005 | |
| 12/13/2011 | <0.005 | |
| 1/31/2012 | <0.005 | |
| 7/18/2012 | <0.005 | |
| 1/22/2013 | <0.005 | |
| 7/23/2013 | 0.0013 | |
| 1/22/2014 | <0.005 | |
| 7/1/2014 | 0.0011 (J) | |
| 1/22/2015 | <0.005 | |
| 7/29/2015 | 0.0012 (J) | |
| 1/21/2016 | <0.005 | |
| 3/29/2016 | 0.00226 (J) | |
| 5/25/2016 | <0.005 | |
| 7/27/2016 | <0.005 | |
| 9/20/2016 | <0.005 | |
| 11/18/2016 | <0.005 | |
| 2/3/2017 | <0.005 | |
| 3/28/2017 | <0.005 | |
| 5/4/2017 | <0.005 | |
| 8/8/2017 | <0.005 | |
| 1/25/2018 | <0.005 | |
| 6/20/2018 | <0.005 | |
| 1/25/2019 | 0.0017 (J) | |
| 6/26/2019 | 0.0023 | |
| 9/12/2019 | 0.0024 | |
| 3/18/2020 | <0.005 | |
| 9/10/2020 | <0.005 | |
| 3/18/2021 | <0.005 | |
| 8/23/2021 | <0.005 | |
| 3/9/2022 | <0.005 | |
| 8/16/2022 | <0.005 | |
| 2/21/2023 | <0.005 | |
| 8/15/2023 | <0.005 | |
| 2/19/2024 | <0.005 | |
| 7/30/2024 | <0.005 | |
| 2/11/2025 | <0.005 | |
| 8/12/2025 | <0.005 | |
| 1/22/2026 | | <0.005 |

ND substitution: RL or RL/2 if <15% NDs.

# Prediction Limit

Constituent: Chromium (mg/L) Analysis Run 3/31/2026 6:17 AM View: Appendix I

Plant Wansley Client: Southern Company Data: Wansley Landfill

| | GWC-24 | GWC-24 |
|---|---|---|
| 7/8/2014 | <0.005 | |
| 7/31/2015 | <0.005 | |
| 1/20/2016 | <0.005 | |
| 3/30/2016 | <0.005 | |
| 5/25/2016 | <0.005 | |
| 7/27/2016 | <0.005 | |
| 9/16/2016 | <0.005 | |
| 11/18/2016 | <0.005 | |
| 2/3/2017 | 0.0011 (J) | |
| 3/29/2017 | <0.005 | |
| 5/4/2017 | <0.005 | |
| 8/8/2017 | <0.005 | |
| 1/25/2018 | <0.005 | |
| 6/27/2018 | <0.005 | |
| 1/31/2019 | 0.0022 (J) | |
| 6/26/2019 | 0.0027 | |
| 9/11/2019 | 0.0023 | |
| 3/12/2020 | <0.005 | |
| 9/15/2020 | <0.005 | |
| 3/18/2021 | <0.005 | |
| 8/19/2021 | <0.005 | |
| 3/10/2022 | <0.005 | |
| 8/18/2022 | <0.005 | |
| 2/16/2023 | <0.005 | |
| 8/16/2023 | <0.005 | |
| 2/22/2024 | <0.005 | |
| 8/6/2024 | <0.005 | |
| 2/14/2025 | <0.005 | |
| 8/14/2025 | <0.005 | |
| 1/21/2026 | | <0.005 |

ND substitution: RL or RL/2 if <15% NDs.

# Prediction Limit

Constituent: Chromium (mg/L) Analysis Run 3/31/2026 6:17 AM View: Appendix I

Plant Wansley Client: Southern Company Data: Wansley Landfill

| | GWC-25 | GWC-25 |
|---|---|---|
| 9/17/2011 | 0.0015 | |
| 10/31/2011 | <0.005 | |
| 12/14/2011 | <0.005 | |
| 2/7/2012 | 0.0065 | |
| 7/17/2012 | 0.0025 | |
| 7/24/2013 | 0.0017 | |
| 1/23/2014 | <0.005 | |
| 7/8/2014 | <0.005 | |
| 1/21/2015 | <0.005 | |
| 7/30/2015 | <0.005 | |
| 1/21/2016 | 0.002 | |
| 3/28/2016 | <0.005 | |
| 5/25/2016 | <0.005 | |
| 7/27/2016 | <0.005 | |
| 9/19/2016 | <0.005 | |
| 11/15/2016 | <0.005 | |
| 1/24/2017 | 0.0043 | |
| 3/23/2017 | <0.005 | |
| 5/2/2017 | 0.015 (O) | |
| 8/3/2017 | <0.005 | |
| 1/25/2018 | <0.005 | |
| 6/27/2018 | <0.005 | |
| 1/24/2019 | 0.0026 | |
| 6/25/2019 | 0.003 | |
| 9/11/2019 | 0.0034 | |
| 3/12/2020 | <0.005 | |
| 9/14/2020 | <0.005 | |
| 3/17/2021 | <0.005 | |
| 8/19/2021 | 0.0016 (J) | |
| 3/8/2022 | <0.005 | |
| 8/10/2022 | <0.005 | |
| 2/21/2023 | <0.005 | |
| 8/15/2023 | <0.005 | |
| 2/21/2024 | <0.005 | |
| 8/1/2024 | <0.005 | |
| 2/14/2025 | <0.005 | |
| 8/13/2025 | <0.005 | |
| 1/21/2026 | | <0.005 |

ND substitution: RL or RL/2 if <15% NDs.

# Prediction Limit

Constituent: Chromium (mg/L) Analysis Run 3/31/2026 6:17 AM View: Appendix I

Plant Wansley Client: Southern Company Data: Wansley Landfill

| | GWC-26 | GWC-26 |
|---|---|---|
| 9/17/2011 | 0.0018 | |
| 10/29/2011 | <0.005 | |
| 12/14/2011 | <0.005 | |
| 2/7/2012 | <0.005 | |
| 7/17/2012 | <0.005 | |
| 1/24/2013 | <0.005 | |
| 7/24/2013 | <0.005 | |
| 1/23/2014 | <0.005 | |
| 7/8/2014 | <0.005 | |
| 1/21/2015 | <0.005 | |
| 7/31/2015 | <0.005 | |
| 1/25/2016 | <0.005 | |
| 3/24/2016 | <0.005 | |
| 5/25/2016 | <0.005 | |
| 7/26/2016 | <0.005 | |
| 9/19/2016 | <0.005 | |
| 11/14/2016 | <0.005 | |
| 1/19/2017 | <0.005 | |
| 3/16/2017 | <0.005 | |
| 5/1/2017 | <0.005 | |
| 8/3/2017 | <0.005 | |
| 1/22/2018 | <0.005 | |
| 6/27/2018 | <0.005 | |
| 1/24/2019 | 0.0018 (J) | |
| 6/25/2019 | 0.003 | |
| 9/12/2019 | 0.0033 | |
| 3/13/2020 | <0.005 | |
| 9/15/2020 | <0.005 | |
| 3/17/2021 | <0.005 | |
| 8/19/2021 | <0.005 | |
| 3/9/2022 | <0.005 | |
| 8/10/2022 | <0.005 | |
| 2/21/2023 | <0.005 | |
| 8/16/2023 | <0.005 | |
| 2/20/2024 | <0.005 | |
| 8/2/2024 | <0.005 | |
| 2/13/2025 | <0.005 | |
| 8/13/2025 | <0.005 | |
| 1/22/2026 | | <0.005 |

ND substitution: RL or RL/2 if <15% NDs.

# Prediction Limit

Constituent: Chromium (mg/L) Analysis Run 3/31/2026 6:17 AM View: Appendix I

Plant Wansley Client: Southern Company Data: Wansley Landfill

| | GWC-27 | GWC-27 |
|---|---|---|
| 9/17/2011 | <0.005 | |
| 10/29/2011 | <0.005 | |
| 12/14/2011 | <0.005 | |
| 1/25/2012 | <0.005 | |
| 7/17/2012 | <0.005 | |
| 1/24/2013 | <0.005 | |
| 7/24/2013 | <0.005 | |
| 1/23/2014 | <0.005 | |
| 7/8/2014 | <0.005 | |
| 1/21/2015 | <0.005 | |
| 7/30/2015 | <0.005 | |
| 1/22/2016 | <0.005 | |
| 3/23/2016 | <0.005 | |
| 5/24/2016 | <0.005 | |
| 7/26/2016 | <0.005 | |
| 9/19/2016 | <0.005 | |
| 11/11/2016 | <0.005 | |
| 1/20/2017 | <0.005 | |
| 3/16/2017 | <0.005 | |
| 4/28/2017 | <0.005 | |
| 8/3/2017 | <0.005 | |
| 1/19/2018 | <0.005 | |
| 6/27/2018 | <0.005 | |
| 1/24/2019 | 0.0015 (J) | |
| 6/26/2019 | 0.0022 | |
| 9/12/2019 | 0.0024 | |
| 3/12/2020 | <0.005 | |
| 9/9/2020 | <0.005 | |
| 3/18/2021 | <0.005 | |
| 8/23/2021 | <0.005 | |
| 3/8/2022 | <0.005 | |
| 8/10/2022 | <0.005 | |
| 2/20/2023 | <0.005 | |
| 8/15/2023 | <0.005 | |
| 2/20/2024 | 0.0014 (J) | |
| 7/30/2024 | <0.005 | |
| 2/11/2025 | <0.005 | |
| 8/13/2025 | <0.005 | |
| 1/21/2026 | | <0.005 |

ND substitution: RL or RL/2 if <15% NDs.

# Prediction Limit

Constituent: Chromium (mg/L) Analysis Run 3/31/2026 6:17 AM View: Appendix I

Plant Wansley Client: Southern Company Data: Wansley Landfill

| | GWC-30 | GWC-30 |
|---|---|---|
| 9/15/2011 | <0.005 | |
| 10/28/2011 | <0.005 | |
| 12/13/2011 | <0.005 | |
| 2/8/2012 | <0.005 | |
| 7/18/2012 | <0.005 | |
| 1/24/2013 | <0.005 | |
| 7/24/2013 | <0.005 | |
| 1/23/2014 | <0.005 | |
| 7/1/2014 | <0.005 | |
| 1/20/2015 | <0.005 | |
| 7/30/2015 | <0.005 | |
| 1/19/2016 | <0.005 | |
| 3/23/2016 | <0.005 | |
| 5/20/2016 | <0.005 | |
| 7/21/2016 | <0.005 | |
| 9/20/2016 | 0.0011 (J) | |
| 11/14/2016 | <0.005 | |
| 1/24/2017 | <0.005 | |
| 3/17/2017 | <0.005 | |
| 5/1/2017 | <0.005 | |
| 8/4/2017 | <0.005 | |
| 1/24/2018 | <0.005 | |
| 6/21/2018 | 0.0015 (J) | |
| 1/30/2019 | 0.0018 (J) | |
| 6/27/2019 | 0.0025 | |
| 9/10/2019 | 0.0019 (J) | |
| 3/11/2020 | <0.005 | |
| 9/10/2020 | <0.005 | |
| 3/18/2021 | <0.005 | |
| 8/23/2021 | <0.005 | |
| 3/2/2022 | <0.005 | |
| 8/10/2022 | <0.005 | |
| 2/14/2023 | <0.005 | |
| 8/16/2023 | <0.005 | |
| 2/21/2024 | <0.005 | |
| 8/5/2024 | <0.005 | |
| 2/13/2025 | <0.005 | |
| 8/14/2025 | <0.005 | |
| 1/21/2026 | | <0.005 |

ND substitution: RL or RL/2 if <15% NDs.

# Prediction Limit

Constituent: Chromium (mg/L) Analysis Run 3/31/2026 6:17 AM View: Appendix I

Plant Wansley Client: Southern Company Data: Wansley Landfill

| | GWC-31 | GWC-31 |
|---|---|---|
| 9/17/2011 | 0.0052 | |
| 10/31/2011 | <0.005 | |
| 2/7/2012 | <0.005 | |
| 1/23/2013 | <0.005 | |
| 1/23/2014 | 0.002 | |
| 7/1/2014 | 0.0046 | |
| 1/21/2015 | 0.0026 | |
| 1/25/2016 | 0.0014 | |
| 3/30/2016 | 0.00334 (J) | |
| 5/25/2016 | 0.00321 (J) | |
| 7/27/2016 | 0.0043 | |
| 1/25/2017 | 0.0027 | |
| 3/23/2017 | 0.0022 (J) | |
| 5/2/2017 | 0.0027 | |
| 7/19/2017 | 0.0019 (J) | |
| 8/4/2017 | 0.0021 (J) | |
| 1/23/2018 | 0.012 | |
| 6/27/2018 | 0.0017 (J) | |
| 1/31/2019 | 0.0031 | |
| 6/26/2019 | 0.0037 | |
| 9/11/2019 | 0.0084 | |
| 3/17/2020 | <0.005 | |
| 9/11/2020 | 0.0018 (J) | |
| 3/16/2021 | 0.002 | |
| 8/25/2021 | <0.005 | |
| 3/10/2022 | <0.005 | |
| 8/16/2022 | <0.005 | |
| 2/22/2023 | 0.0014 (J) | |
| 8/16/2023 | 0.0041 | |
| 2/21/2024 | <0.005 | |
| 8/2/2024 | 0.0016 (J) | |
| 2/18/2025 | 0.0015 (J) | |
| 8/15/2025 | <0.005 | |
| 2/11/2026 | | <0.005 |

ND substitution: RL or RL/2 if <15% NDs.

# Prediction Limit

Constituent: Chromium (mg/L) Analysis Run 3/31/2026 6:17 AM View: Appendix I

Plant Wansley Client: Southern Company Data: Wansley Landfill

| | GWC-32 | GWC-32 |
|---|---|---|
| 9/15/2011 | <0.005 | |
| 10/31/2011 | <0.005 | |
| 12/13/2011 | <0.005 | |
| 2/1/2012 | <0.005 | |
| 7/17/2012 | <0.005 | |
| 1/23/2013 | <0.005 | |
| 7/24/2013 | <0.005 | |
| 1/23/2014 | <0.005 | |
| 7/1/2014 | <0.005 | |
| 1/20/2015 | <0.005 | |
| 7/30/2015 | <0.005 | |
| 1/25/2016 | <0.005 | |
| 3/23/2016 | <0.005 | |
| 5/24/2016 | <0.005 | |
| 7/22/2016 | <0.005 | |
| 9/16/2016 | <0.005 | |
| 11/15/2016 | <0.005 | |
| 1/26/2017 | <0.005 | |
| 3/24/2017 | <0.005 | |
| 5/2/2017 | <0.005 | |
| 8/3/2017 | 0.0053 (O) | |
| 1/23/2018 | <0.005 | |
| 6/26/2018 | <0.005 | |
| 1/30/2019 | 0.0017 (J) | |
| 6/27/2019 | 0.0022 | |
| 9/12/2019 | 0.0024 | |
| 3/18/2020 | <0.005 | |
| 9/15/2020 | <0.005 | |
| 3/17/2021 | <0.005 | |
| 8/24/2021 | <0.005 | |
| 3/9/2022 | <0.005 | |
| 8/10/2022 | <0.005 | |
| 2/15/2023 | <0.005 | |
| 8/15/2023 | <0.005 | |
| 2/20/2024 | 0.0019 (J) | |
| 8/6/2024 | <0.005 | |
| 2/19/2025 | <0.005 | |
| 8/14/2025 | <0.005 | |
| 1/21/2026 | | <0.005 |

ND substitution: RL or RL/2 if <15% NDs.

# Prediction Limit

Constituent: Chromium (mg/L) Analysis Run 3/31/2026 6:17 AM View: Appendix I

Plant Wansley Client: Southern Company Data: Wansley Landfill

| | GWC-33 | GWC-33 |
|---|---|---|
| 9/16/2011 | <0.005 | |
| 10/30/2011 | <0.005 | |
| 12/13/2011 | <0.005 | |
| 2/1/2012 | <0.005 | |
| 7/17/2012 | <0.005 | |
| 1/23/2013 | <0.005 | |
| 7/17/2013 | <0.005 | |
| 1/23/2014 | <0.005 | |
| 1/20/2015 | 0.0013 | |
| 7/29/2015 | 0.0028 | |
| 1/25/2016 | 0.001 (J) | |
| 3/23/2016 | <0.005 | |
| 5/24/2016 | <0.005 | |
| 7/22/2016 | <0.005 | |
| 9/16/2016 | <0.005 | |
| 11/17/2016 | 0.0034 | |
| 1/25/2017 | <0.005 | |
| 3/23/2017 | 0.0032 | |
| 5/1/2017 | <0.005 | |
| 8/4/2017 | <0.005 | |
| 1/23/2018 | <0.005 | |
| 6/26/2018 | <0.005 | |
| 1/30/2019 | 0.0026 | |
| 6/26/2019 | 0.0022 | |
| 9/12/2019 | 0.0032 | |
| 3/12/2020 | 0.0018 (J) | |
| 9/16/2020 | <0.005 | |
| 3/18/2021 | <0.005 | |
| 8/24/2021 | <0.005 | |
| 3/9/2022 | <0.005 | |
| 8/15/2022 | <0.005 | |
| 2/20/2023 | <0.005 | |
| 8/15/2023 | 0.0012 (J) | |
| 2/20/2024 | 0.0025 | |
| 7/31/2024 | 0.0015 (J) | |
| 2/19/2025 | 0.0014 (J) | |
| 8/19/2025 | <0.005 | |
| 1/22/2026 | | <0.005 |

ND substitution: RL or RL/2 if <15% NDs.

# Prediction Limit

Constituent: Chromium (mg/L) Analysis Run 3/31/2026 6:17 AM View: Appendix I

Plant Wansley Client: Southern Company Data: Wansley Landfill

| | GWC-34 | GWC-34 |
|---|---|---|
| 9/16/2011 | <0.005 | |
| 10/31/2011 | <0.005 | |
| 12/12/2011 | <0.005 | |
| 2/1/2012 | <0.005 | |
| 7/16/2012 | <0.005 | |
| 1/22/2013 | <0.005 | |
| 7/17/2013 | <0.005 | |
| 1/23/2014 | <0.005 | |
| 6/25/2014 | <0.005 | |
| 1/14/2015 | <0.005 | |
| 7/29/2015 | <0.005 | |
| 1/21/2016 | <0.005 | |
| 3/24/2016 | <0.005 | |
| 5/23/2016 | <0.005 | |
| 7/21/2016 | <0.005 | |
| 9/15/2016 | <0.005 | |
| 11/15/2016 | <0.005 | |
| 1/25/2017 | <0.005 | |
| 3/22/2017 | <0.005 | |
| 5/1/2017 | <0.005 | |
| 8/3/2017 | <0.005 | |
| 1/23/2018 | <0.005 | |
| 6/20/2018 | <0.005 | |
| 1/28/2019 | 0.00076 (J) | |
| 6/26/2019 | 0.0022 | |
| 9/11/2019 | 0.0034 | |
| 3/11/2020 | <0.005 | |
| 9/11/2020 | <0.005 | |
| 3/16/2021 | <0.005 | |
| 8/24/2021 | <0.005 | |
| 3/2/2022 | <0.005 | |
| 8/10/2022 | <0.005 | |
| 2/20/2023 | <0.005 | |
| 8/16/2023 | <0.005 | |
| 2/22/2024 | <0.005 | |
| 8/5/2024 | <0.005 | |
| 2/13/2025 | <0.005 | |
| 8/14/2025 | <0.005 | |
| 1/22/2026 | | <0.005 |

ND substitution: RL or RL/2 if <15% NDs.

# Prediction Limit

Constituent: Chromium (mg/L) Analysis Run 3/31/2026 6:17 AM View: Appendix I

Plant Wansley Client: Southern Company Data: Wansley Landfill

| | GWC-35 | GWC-35 |
|---|---|---|
| 9/16/2011 | <0.005 | |
| 10/31/2011 | <0.005 | |
| 12/12/2011 | <0.005 | |
| 2/1/2012 | <0.005 | |
| 7/16/2012 | <0.005 | |
| 1/22/2013 | <0.005 | |
| 7/2/2013 | <0.005 | |
| 1/21/2014 | <0.005 | |
| 6/25/2014 | <0.005 | |
| 1/14/2015 | <0.005 | |
| 7/28/2015 | <0.005 | |
| 1/21/2016 | <0.005 | |
| 3/24/2016 | <0.005 | |
| 5/23/2016 | <0.005 | |
| 7/21/2016 | <0.005 | |
| 9/15/2016 | <0.005 | |
| 11/15/2016 | <0.005 | |
| 1/26/2017 | <0.005 | |
| 3/22/2017 | <0.005 | |
| 5/2/2017 | <0.005 | |
| 8/3/2017 | <0.005 | |
| 1/23/2018 | <0.005 | |
| 6/19/2018 | <0.005 | |
| 1/21/2019 | 0.0013 (J) | |
| 6/26/2019 | 0.0022 | |
| 9/12/2019 | 0.0026 | |
| 3/11/2020 | <0.005 | |
| 9/11/2020 | <0.005 | |
| 3/16/2021 | <0.005 | |
| 8/18/2021 | <0.005 | |
| 3/2/2022 | <0.005 | |
| 8/15/2022 | <0.005 | |
| 2/20/2023 | <0.005 | |
| 8/16/2023 | <0.005 | |
| 2/22/2024 | <0.005 | |
| 8/5/2024 | <0.005 | |
| 2/18/2025 | <0.005 | |
| 8/14/2025 | <0.005 | |
| 1/22/2026 | | <0.005 |

ND substitution: RL or RL/2 if <15% NDs.

# Prediction Limit

Constituent: Cobalt (mg/L) Analysis Run 3/31/2026 6:17 AM View: Appendix I

Plant Wansley Client: Southern Company Data: Wansley Landfill

| | GWA-1 | GWA-1 |
|---|---|---|
| 9/16/2011 | <0.005 | |
| 10/27/2011 | <0.005 | |
| 12/13/2011 | <0.005 | |
| 1/31/2012 | <0.005 | |
| 7/18/2012 | <0.005 | |
| 1/24/2013 | <0.005 | |
| 7/17/2013 | <0.005 | |
| 1/21/2014 | <0.005 | |
| 6/25/2014 | <0.005 | |
| 1/14/2015 | 0.00068 (J) | |
| 7/21/2015 | <0.005 | |
| 1/21/2016 | <0.005 | |
| 3/23/2016 | <0.005 | |
| 5/20/2016 | <0.005 | |
| 7/21/2016 | <0.005 | |
| 9/15/2016 | <0.005 | |
| 11/11/2016 | <0.005 | |
| 1/19/2017 | <0.005 | |
| 3/16/2017 | <0.005 | |
| 4/28/2017 | 0.00044 (J) | |
| 8/3/2017 | <0.005 | |
| 1/19/2018 | <0.005 | |
| 6/19/2018 | <0.005 | |
| 1/17/2019 | 0.00033 (J) | |
| 6/24/2019 | 0.00019 (J) | |
| 9/9/2019 | 0.00019 (J) | |
| 3/10/2020 | 0.00017 (J) | |
| 9/9/2020 | <0.005 | |
| 3/15/2021 | 0.00022 (J) | |
| 8/16/2021 | <0.005 | |
| 2/28/2022 | 0.00087 (J) | |
| 8/9/2022 | 0.00038 (J) | |
| 2/14/2023 | <0.005 | |
| 8/9/2023 | 0.00023 (J) | |
| 2/13/2024 | 0.00041 (J) | |
| 7/30/2024 | 0.0003 (J) | |
| 2/11/2025 | <0.005 | |
| 8/12/2025 | 0.00077 (J) | |
| 1/20/2026 | | <0.005 |

ND substitution: RL or RL/2 if <15% NDs.

# Prediction Limit

Constituent: Cobalt (mg/L) Analysis Run 3/31/2026 6:17 AM View: Appendix I

Plant Wansley Client: Southern Company Data: Wansley Landfill

| | GWA-2 | GWA-2 |
|---|---|---|
| 9/17/2011 | <0.005 | |
| 10/27/2011 | <0.005 | |
| 12/14/2011 | <0.005 | |
| 2/7/2012 | <0.005 | |
| 7/23/2012 | <0.005 | |
| 1/23/2013 | <0.005 | |
| 7/24/2013 | <0.005 | |
| 1/22/2014 | <0.005 | |
| 7/1/2014 | 0.00056 (J) | |
| 1/22/2015 | 0.00067 (J) | |
| 7/22/2015 | <0.005 | |
| 1/20/2016 | <0.005 | |
| 3/23/2016 | <0.005 | |
| 5/24/2016 | <0.005 | |
| 7/26/2016 | <0.005 | |
| 9/16/2016 | 0.0011 (J) | |
| 11/10/2016 | <0.005 | |
| 1/19/2017 | <0.005 | |
| 3/17/2017 | <0.005 | |
| 4/28/2017 | 0.00045 (J) | |
| 8/2/2017 | <0.005 | |
| 1/19/2018 | <0.005 | |
| 6/19/2018 | 0.00061 (J) | |
| 1/17/2019 | 0.00018 (J) | |
| 6/24/2019 | 0.00019 (J) | |
| 9/10/2019 | 0.00029 (J) | |
| 3/10/2020 | 0.00017 (J) | |
| 9/10/2020 | 0.00019 (J) | |
| 3/15/2021 | 0.00021 (J) | |
| 8/18/2021 | 0.0002 (J) | |
| 3/1/2022 | <0.005 | |
| 8/9/2022 | <0.005 | |
| 2/14/2023 | <0.005 | |
| 8/9/2023 | <0.005 | |
| 2/14/2024 | <0.005 | |
| 7/30/2024 | <0.005 | |
| 2/11/2025 | <0.005 | |
| 8/12/2025 | <0.005 | |
| 1/20/2026 | | <0.005 |

ND substitution: RL or RL/2 if <15% NDs.

# Prediction Limit

Constituent: Cobalt (mg/L) Analysis Run 3/31/2026 6:17 AM View: Appendix I

Plant Wansley Client: Southern Company Data: Wansley Landfill

| | GWA-3 | GWA-3 |
|---|---|---|
| 8/31/2011 | 0.0028 | |
| 6/25/2014 | 0.00075 (J) | |
| 7/21/2015 | 0.00066 (J) | |
| 3/31/2016 | <0.0025 | |
| 5/25/2016 | <0.0025 | |
| 7/27/2016 | <0.0025 | |
| 8/1/2017 | <0.0025 | |
| 10/3/2017 | <0.0025 | |
| 6/20/2018 | <0.0025 | |
| 1/18/2019 | 0.00011 (J) | |
| 6/25/2019 | 0.00042 (J) | |
| 9/11/2019 | 0.00017 (J) | |
| 3/10/2020 | 0.00081 (J) | |
| 9/9/2020 | 0.00076 (J) | |
| 3/15/2021 | 0.0015 (J) | |
| 8/18/2021 | 0.00024 (J) | |
| 3/1/2022 | 0.00052 (J) | |
| 8/9/2022 | <0.0025 | |
| 2/14/2023 | <0.0025 | |
| 8/8/2023 | 0.00028 (J) | |
| 7/31/2024 | 0.00031 (J) | |
| 8/13/2025 | 0.00041 (J) | |
| 1/21/2026 | | 0.0013 (J) |

ND substitution: RL or RL/2 if <15% NDs.

# Prediction Limit

Constituent: Cobalt (mg/L) Analysis Run 3/31/2026 6:17 AM View: Appendix I

Plant Wansley Client: Southern Company Data: Wansley Landfill

| | GWA-4 | GWA-4 |
|---|---|---|
| 8/31/2011 | 0.0028 | |
| 10/27/2011 | <0.0025 | |
| 12/14/2011 | <0.0025 | |
| 2/1/2012 | 0.0027 | |
| 7/23/2012 | 0.0073 | |
| 1/23/2013 | 0.0029 | |
| 7/17/2013 | 0.0033 | |
| 1/15/2014 | 0.0076 | |
| 6/25/2014 | 0.0044 | |
| 1/14/2015 | 0.015 | |
| 7/21/2015 | 0.0053 | |
| 1/20/2016 | 0.0034 | |
| 3/23/2016 | 0.00443 (J) | |
| 5/19/2016 | 0.00361 (J) | |
| 7/21/2016 | 0.0058 | |
| 9/14/2016 | 0.0075 | |
| 11/10/2016 | 0.01 | |
| 1/17/2017 | 0.013 | |
| 3/16/2017 | 0.0059 | |
| 4/27/2017 | 0.0052 | |
| 8/2/2017 | 0.005 | |
| 1/22/2018 | 0.0046 | |
| 6/19/2018 | 0.005 | |
| 1/17/2019 | 0.0038 | |
| 6/24/2019 | 0.006 | |
| 9/10/2019 | 0.0062 | |
| 3/10/2020 | 0.0035 | |
| 9/9/2020 | 0.0047 | |
| 3/15/2021 | 0.0073 | |
| 8/18/2021 | 0.005 | |
| 3/1/2022 | 0.0067 | |
| 8/9/2022 | 0.0075 | |
| 2/14/2023 | 0.0037 | |
| 8/9/2023 | 0.003 | |
| 2/14/2024 | 0.0028 | |
| 7/29/2024 | 0.0034 | |
| 2/10/2025 | 0.0029 | |
| 8/12/2025 | 0.0013 (J) | |
| 1/20/2026 | | 0.002 (J) |

ND substitution: RL or RL/2 if <15% NDs.

# Prediction Limit

Constituent: Cobalt (mg/L) Analysis Run 3/31/2026 6:17 AM View: Appendix I

Plant Wansley Client: Southern Company Data: Wansley Landfill

| | GWA-28 | GWA-28 |
|---|---|---|
| 9/16/2011 | <0.005 | |
| 10/28/2011 | <0.005 | |
| 12/12/2011 | <0.005 | |
| 1/25/2012 | <0.005 | |
| 7/16/2012 | <0.005 | |
| 1/24/2013 | <0.005 | |
| 7/23/2013 | <0.005 | |
| 1/22/2014 | <0.005 | |
| 7/1/2014 | <0.005 | |
| 1/21/2015 | <0.005 | |
| 7/21/2015 | <0.005 | |
| 1/22/2016 | <0.005 | |
| 3/22/2016 | <0.005 | |
| 5/23/2016 | <0.005 | |
| 7/25/2016 | <0.005 | |
| 9/15/2016 | <0.005 | |
| 11/9/2016 | <0.005 | |
| 1/17/2017 | <0.005 | |
| 3/16/2017 | <0.005 | |
| 4/27/2017 | <0.005 | |
| 8/1/2017 | <0.005 | |
| 1/19/2018 | <0.005 | |
| 6/19/2018 | <0.005 | |
| 1/21/2019 | <0.005 | |
| 6/25/2019 | <0.005 | |
| 9/10/2019 | <0.005 | |
| 3/10/2020 | <0.005 | |
| 9/9/2020 | <0.005 | |
| 3/15/2021 | <0.005 | |
| 8/16/2021 | <0.005 | |
| 3/1/2022 | <0.005 | |
| 8/9/2022 | <0.005 | |
| 2/14/2023 | <0.005 | |
| 8/9/2023 | <0.005 | |
| 2/14/2024 | <0.005 | |
| 7/29/2024 | <0.005 | |
| 2/10/2025 | <0.005 | |
| 8/12/2025 | <0.005 | |
| 1/20/2026 | | <0.005 |

ND substitution: RL or RL/2 if <15% NDs.

# Prediction Limit

Constituent: Cobalt (mg/L) Analysis Run 3/31/2026 6:17 AM View: Appendix I

Plant Wansley Client: Southern Company Data: Wansley Landfill

| | GWA-29 | GWA-29 |
|---|---|---|
| 9/17/2011 | <0.005 | |
| 10/28/2011 | <0.005 | |
| 12/12/2011 | <0.005 | |
| 1/31/2012 | <0.005 | |
| 7/17/2012 | <0.005 | |
| 1/24/2013 | <0.005 | |
| 7/24/2013 | <0.005 | |
| 1/22/2014 | <0.005 | |
| 7/8/2014 | <0.005 | |
| 1/21/2015 | <0.005 | |
| 7/22/2015 | <0.005 | |
| 1/19/2016 | <0.005 | |
| 3/22/2016 | <0.005 | |
| 5/19/2016 | <0.005 | |
| 7/21/2016 | <0.005 | |
| 1/17/2017 | <0.005 | |
| 3/15/2017 | <0.005 | |
| 4/27/2017 | <0.005 | |
| 7/18/2017 | <0.005 | |
| 8/1/2017 | <0.005 | |
| 1/19/2018 | <0.005 | |
| 6/19/2018 | <0.005 | |
| 1/18/2019 | <0.005 | |
| 6/25/2019 | 0.00012 (J) | |
| 9/10/2019 | 8.9E-05 (J) | |
| 3/10/2020 | <0.005 | |
| 9/9/2020 | <0.005 | |
| 3/15/2021 | <0.005 | |
| 8/18/2021 | <0.005 | |
| 3/2/2022 | <0.005 | |
| 8/9/2022 | <0.005 | |
| 2/13/2023 | <0.005 | |
| 8/8/2023 | <0.005 | |
| 2/14/2024 | <0.005 | |
| 7/30/2024 | <0.005 | |
| 2/11/2025 | <0.005 | |
| 8/12/2025 | <0.005 | |
| 1/20/2026 | | <0.005 |

ND substitution: RL or RL/2 if <15% NDs.

# Prediction Limit

Constituent: Cobalt (mg/L) Analysis Run 3/31/2026 6:17 AM View: Appendix I

Plant Wansley Client: Southern Company Data: Wansley Landfill

| | GWC-5 | GWC-5 |
|---|---|---|
| 8/31/2011 | 0.02 | |
| 10/27/2011 | 0.038 | |
| 12/5/2011 | 0.04 | |
| 1/25/2012 | 0.043 | |
| 7/18/2012 | 0.028 | |
| 1/9/2013 | 0.037 | |
| 7/17/2013 | 0.018 | |
| 1/15/2014 | 0.018 | |
| 6/25/2014 | 0.019 | |
| 1/13/2015 | 0.012 | |
| 7/24/2015 | 0.013 | |
| 1/20/2016 | 0.012 | |
| 3/28/2016 | 0.0101 | |
| 5/23/2016 | 0.00701 (J) | |
| 7/21/2016 | 0.0079 | |
| 9/15/2016 | 0.02 | |
| 11/15/2016 | 0.011 | |
| 1/26/2017 | 0.0075 | |
| 3/22/2017 | 0.0063 | |
| 5/2/2017 | 0.0036 | |
| 8/3/2017 | 0.0061 | |
| 1/23/2018 | 0.01 | |
| 6/25/2018 | 0.0049 | |
| 1/30/2019 | 0.00068 (J) | |
| 6/26/2019 | 0.0054 | |
| 9/12/2019 | 0.0062 | |
| 3/16/2020 | 0.0049 | |
| 9/9/2020 | 0.0048 | |
| 3/17/2021 | 0.0042 | |
| 8/19/2021 | 0.0045 | |
| 3/2/2022 | 0.0048 | |
| 8/11/2022 | 0.0022 (J) | |
| 2/20/2023 | 0.004 | |
| 8/14/2023 | 0.0023 (J) | |
| 2/14/2024 | 0.0041 | |
| 7/31/2024 | 0.0032 | |
| 2/14/2025 | 0.0036 | |
| 8/18/2025 | 0.0024 (J) | |
| 1/21/2026 | | 0.0024 (J) |

# Prediction Limit

Constituent: Cobalt (mg/L) Analysis Run 3/31/2026 6:17 AM View: Appendix I

Plant Wansley Client: Southern Company Data: Wansley Landfill

| | GWC-6 | GWC-6 |
|---|---|---|
| 8/31/2011 | 0.013 | |
| 10/30/2011 | 0.037 (O) | |
| 12/5/2011 | 0.029 (O) | |
| 1/25/2012 | 0.018 | |
| 7/24/2012 | 0.011 | |
| 1/8/2013 | 0.012 | |
| 7/9/2013 | 0.017 | |
| 1/15/2014 | 0.017 | |
| 6/25/2014 | 0.0099 | |
| 1/20/2015 | 0.0098 | |
| 7/24/2015 | 0.012 | |
| 1/20/2016 | 0.01 | |
| 3/28/2016 | 0.0104 | |
| 5/24/2016 | 0.00926 (J) | |
| 7/21/2016 | 0.01 | |
| 9/15/2016 | 0.014 | |
| 11/16/2016 | 0.015 | |
| 1/26/2017 | 0.011 | |
| 3/22/2017 | 0.012 | |
| 5/2/2017 | 0.0094 | |
| 8/3/2017 | 0.014 | |
| 1/23/2018 | 0.013 | |
| 6/25/2018 | 0.014 | |
| 1/30/2019 | 0.017 | |
| 6/26/2019 | 0.012 | |
| 9/12/2019 | 0.019 | |
| 3/16/2020 | 0.012 | |
| 9/11/2020 | 0.017 | |
| 3/17/2021 | 0.015 | |
| 8/18/2021 | 0.013 | |
| 3/2/2022 | 0.011 | |
| 8/11/2022 | 0.015 | |
| 2/20/2023 | 0.013 | |
| 8/14/2023 | 0.013 | |
| 2/14/2024 | 0.0078 | |
| 8/1/2024 | 0.016 | |
| 2/18/2025 | 0.0067 | |
| 8/15/2025 | 0.013 | |
| 1/20/2026 | | 0.014 |

# Prediction Limit

Constituent: Cobalt (mg/L) Analysis Run 3/31/2026 6:17 AM View: Appendix I

Plant Wansley Client: Southern Company Data: Wansley Landfill

| | GWC-10 | GWC-10 |
|---|---|---|
| 1/25/2016 | 0.0048 | |
| 3/30/2016 | 0.0025 (J) | |
| 5/25/2016 | 0.00272 (J) | |
| 7/27/2016 | 0.0052 | |
| 9/16/2016 | 0.0048 | |
| 11/17/2016 | 0.0095 | |
| 2/1/2017 | 0.009 | |
| 3/24/2017 | 0.0026 | |
| 5/3/2017 | 0.0073 | |
| 8/8/2017 | 0.0037 | |
| 1/25/2018 | 0.01 | |
| 6/21/2018 | 0.012 | |
| 1/31/2019 | 0.0063 | |
| 6/26/2019 | 0.0051 | |
| 9/17/2019 | 0.006 | |
| 3/17/2020 | 0.0038 | |
| 9/10/2020 | 0.0046 | |
| 3/18/2021 | 0.0018 (J) | |
| 8/20/2021 | 0.0041 | |
| 3/8/2022 | 0.0028 | |
| 8/16/2022 | 0.0011 (J) | |
| 2/15/2023 | 0.0042 | |
| 8/10/2023 | 0.0028 | |
| 2/20/2024 | 0.0034 | |
| 7/31/2024 | 0.0028 | |
| 2/19/2025 | 0.0041 | |
| 8/19/2025 | 0.0047 (J) | |
| 1/21/2026 | | 0.0026 (J) |

# Prediction Limit

Constituent: Cobalt (mg/L) Analysis Run 3/31/2026 6:17 AM View: Appendix I

Plant Wansley Client: Southern Company Data: Wansley Landfill

| | GWC-11 | GWC-11 |
|---|---|---|
| 9/13/2011 | 0.013 | |
| 10/28/2011 | 0.014 | |
| 12/4/2011 | 0.011 | |
| 2/9/2012 | 0.0091 | |
| 7/18/2012 | 0.0061 | |
| 1/8/2013 | 0.0035 | |
| 7/9/2013 | 0.0044 | |
| 1/15/2014 | 0.0043 | |
| 6/25/2014 | 0.011 | |
| 1/21/2015 | 0.0057 | |
| 7/28/2015 | 0.009 | |
| 1/26/2016 | 0.0025 | |
| 3/29/2016 | 0.00664 (J) | |
| 5/25/2016 | 0.0102 | |
| 7/25/2016 | 0.0059 | |
| 9/19/2016 | 0.0061 | |
| 11/16/2016 | 0.005 | |
| 1/31/2017 | 0.012 | |
| 3/23/2017 | 0.013 | |
| 5/2/2017 | 0.013 | |
| 8/7/2017 | 0.0099 | |
| 1/24/2018 | 0.0047 | |
| 6/20/2018 | 0.0063 | |
| 1/24/2019 | 0.0015 (J) | |
| 6/26/2019 | 0.0037 | |
| 9/16/2019 | 0.0034 | |
| 3/16/2020 | 0.0014 (J) | |
| 9/10/2020 | 0.0026 | |
| 3/17/2021 | 0.0034 | |
| 8/23/2021 | 0.0019 (J) | |
| 3/7/2022 | 0.0016 (J) | |
| 8/15/2022 | 0.0014 (J) | |
| 2/21/2023 | 0.00073 (J) | |
| 8/14/2023 | 0.0013 (J) | |
| 2/14/2024 | 0.0013 (J) | |
| 8/6/2024 | 0.0016 (J) | |
| 2/18/2025 | 0.0035 | |
| 8/18/2025 | 0.004 (J) | |
| 1/21/2026 | | 0.0025 (J) |

# Prediction Limit

Constituent: Cobalt (mg/L) Analysis Run 3/31/2026 6:17 AM View: Appendix I

Plant Wansley Client: Southern Company Data: Wansley Landfill

| | GWC-12 | GWC-12 |
|---|---|---|
| 9/13/2011 | <0.005 | |
| 10/28/2011 | <0.005 | |
| 12/4/2011 | <0.005 | |
| 1/24/2012 | <0.005 | |
| 7/11/2012 | <0.005 | |
| 1/8/2013 | <0.005 | |
| 7/10/2013 | <0.005 | |
| 1/21/2014 | <0.005 | |
| 7/1/2014 | <0.005 | |
| 1/21/2015 | <0.005 | |
| 7/28/2015 | <0.005 | |
| 1/26/2016 | <0.005 | |
| 3/29/2016 | <0.005 | |
| 5/25/2016 | <0.005 | |
| 7/22/2016 | <0.005 | |
| 9/15/2016 | <0.005 | |
| 11/16/2016 | <0.005 | |
| 1/31/2017 | <0.005 | |
| 3/23/2017 | <0.005 | |
| 5/3/2017 | <0.005 | |
| 8/7/2017 | <0.005 | |
| 1/24/2018 | <0.005 | |
| 6/26/2018 | <0.005 | |
| 1/25/2019 | 0.00032 (J) | |
| 6/26/2019 | 0.00039 (J) | |
| 9/11/2019 | 0.00017 (J) | |
| 3/18/2020 | 0.0012 (J) | |
| 9/10/2020 | 0.0043 | |
| 3/16/2021 | 0.0013 (J) | |
| 8/19/2021 | 0.00044 (J) | |
| 3/7/2022 | 0.00071 (J) | |
| 8/16/2022 | <0.005 | |
| 2/15/2023 | 0.0018 (J) | |
| 8/14/2023 | 0.00033 (J) | |
| 2/20/2024 | 0.00039 (J) | |
| 8/6/2024 | 0.0003 (J) | |
| 2/17/2025 | <0.005 | |
| 8/18/2025 | <0.005 | |
| 1/21/2026 | | <0.005 |

ND substitution: RL or RL/2 if <15% NDs.

# Prediction Limit

Constituent: Cobalt (mg/L) Analysis Run 3/31/2026 6:17 AM View: Appendix I

Plant Wansley Client: Southern Company Data: Wansley Landfill

| | GWC-14 | GWC-14 |
|---|---|---|
| 9/13/2011 | <0.0013 | |
| 10/27/2011 | 0.044 (O) | |
| 12/3/2011 | 0.0037 | |
| 1/24/2012 | 0.021 | |
| 7/11/2012 | <0.0013 | |
| 1/8/2013 | <0.0013 | |
| 7/10/2013 | 0.0014 | |
| 1/21/2014 | 0.043 | |
| 7/1/2014 | 0.0011 (J) | |
| 1/14/2015 | 0.019 | |
| 7/22/2015 | 0.016 | |
| 1/27/2016 | 0.45 | |
| 3/30/2016 | 0.176 | |
| 4/20/2016 | 0.13 | |
| 5/25/2016 | 0.0616 | |
| 7/26/2016 | 0.32 | |
| 9/15/2016 | 0.014 | |
| 11/17/2016 | 0.01 | |
| 2/1/2017 | 0.2 | |
| 3/23/2017 | 0.14 | |
| 5/3/2017 | 0.23 | |
| 8/7/2017 | 0.026 | |
| 1/25/2018 | 0.23 | |
| 6/20/2018 | 0.048 | |
| 1/22/2019 | 0.22 | |
| 6/25/2019 | 0.23 | |
| 9/12/2019 | 0.013 | |
| 3/17/2020 | 0.16 | |
| 9/10/2020 | 0.078 | |
| 3/17/2021 | 0.15 | |
| 8/23/2021 | 0.31 | |
| 3/7/2022 | 0.19 | |
| 8/16/2022 | 0.02 | |
| 2/17/2023 | 0.29 | |
| 8/14/2023 | 0.4 | |
| 2/19/2024 | 0.32 | |
| 8/6/2024 | 0.06 | |
| 2/17/2025 | 0.34 | |
| 8/19/2025 | 0.22 | |
| 1/20/2026 | | 0.19 |

# Prediction Limit

Constituent: Cobalt (mg/L) Analysis Run 3/31/2026 6:17 AM View: Appendix I

Plant Wansley Client: Southern Company Data: Wansley Landfill

| | GWC-15 | GWC-15 |
|---|---|---|
| 9/16/2011 | <0.005 | |
| 10/27/2011 | <0.005 | |
| 12/3/2011 | <0.005 | |
| 2/9/2012 | <0.005 | |
| 7/11/2012 | <0.005 | |
| 1/8/2013 | <0.005 | |
| 7/2/2013 | <0.005 | |
| 1/21/2014 | <0.005 | |
| 6/24/2014 | <0.005 | |
| 1/14/2015 | 0.00063 (J) | |
| 7/22/2015 | 0.00065 (J) | |
| 1/27/2016 | 0.0016 | |
| 3/30/2016 | <0.005 | |
| 5/25/2016 | <0.005 | |
| 7/26/2016 | <0.005 | |
| 9/20/2016 | <0.005 | |
| 11/17/2016 | 0.001 (J) | |
| 2/1/2017 | <0.005 | |
| 3/23/2017 | 0.0013 (J) | |
| 5/3/2017 | 0.00055 (J) | |
| 8/4/2017 | 0.0018 (J) | |
| 1/25/2018 | 0.00072 (J) | |
| 6/20/2018 | <0.005 | |
| 1/22/2019 | 0.00016 (J) | |
| 6/25/2019 | 0.00012 (J) | |
| 9/17/2019 | <0.005 | |
| 3/16/2020 | <0.005 | |
| 9/10/2020 | <0.005 | |
| 3/18/2021 | <0.005 | |
| 8/24/2021 | 0.00018 (J) | |
| 3/7/2022 | <0.005 | |
| 8/16/2022 | <0.005 | |
| 2/21/2023 | <0.005 | |
| 8/14/2023 | <0.005 | |
| 2/21/2024 | <0.005 | |
| 8/6/2024 | 0.00036 (J) | |
| 2/18/2025 | <0.005 | |
| 8/18/2025 | <0.005 | |
| 1/21/2026 | | <0.005 |

ND substitution: RL or RL/2 if <15% NDs.

# Prediction Limit

Constituent: Cobalt (mg/L) Analysis Run 3/31/2026 6:17 AM View: Appendix I

Plant Wansley Client: Southern Company Data: Wansley Landfill

| | GWC-16 | GWC-16 |
|---|---|---|
| 8/30/2011 | 0.0033 (O) | |
| 10/26/2011 | <0.005 | |
| 12/3/2011 | <0.005 | |
| 1/25/2012 | <0.005 | |
| 7/11/2012 | <0.005 | |
| 1/8/2013 | <0.005 | |
| 7/2/2013 | <0.005 | |
| 1/14/2014 | <0.005 | |
| 6/25/2014 | <0.005 | |
| 1/13/2015 | <0.005 | |
| 7/22/2015 | <0.005 | |
| 1/27/2016 | <0.005 | |
| 3/30/2016 | <0.005 | |
| 5/25/2016 | <0.005 | |
| 7/27/2016 | <0.005 | |
| 9/16/2016 | <0.005 | |
| 11/17/2016 | <0.005 | |
| 2/1/2017 | <0.005 | |
| 3/24/2017 | <0.005 | |
| 5/3/2017 | <0.005 | |
| 8/7/2017 | <0.005 | |
| 1/25/2018 | <0.005 | |
| 6/20/2018 | <0.005 | |
| 1/25/2019 | 0.00013 (J) | |
| 6/25/2019 | <0.005 | |
| 9/11/2019 | <0.005 | |
| 3/17/2020 | <0.005 | |
| 9/11/2020 | <0.005 | |
| 3/17/2021 | <0.005 | |
| 8/20/2021 | <0.005 | |
| 3/8/2022 | <0.005 | |
| 8/16/2022 | <0.005 | |
| 2/20/2023 | <0.005 | |
| 8/14/2023 | <0.005 | |
| 2/21/2024 | <0.005 | |
| 8/5/2024 | <0.005 | |
| 2/11/2025 | <0.005 | |
| 8/15/2025 | <0.005 | |
| 1/21/2026 | | <0.005 |

ND substitution: RL or RL/2 if <15% NDs.

# Prediction Limit

Constituent: Cobalt (mg/L) Analysis Run 3/31/2026 6:17 AM View: Appendix I

Plant Wansley Client: Southern Company Data: Wansley Landfill

| | GWC-17 | GWC-17 |
|---|---|---|
| 8/30/2011 | <0.005 | |
| 10/26/2011 | <0.005 | |
| 12/3/2011 | <0.005 | |
| 1/25/2012 | <0.005 | |
| 7/11/2012 | <0.005 | |
| 1/8/2013 | <0.005 | |
| 7/16/2013 | <0.005 | |
| 1/14/2014 | <0.005 | |
| 6/25/2014 | <0.005 | |
| 1/14/2015 | <0.005 | |
| 7/28/2015 | <0.005 | |
| 1/27/2016 | <0.005 | |
| 3/30/2016 | <0.005 | |
| 5/25/2016 | <0.005 | |
| 7/27/2016 | <0.005 | |
| 9/19/2016 | <0.005 | |
| 11/17/2016 | <0.005 | |
| 2/1/2017 | <0.005 | |
| 3/24/2017 | <0.005 | |
| 5/3/2017 | <0.005 | |
| 8/7/2017 | <0.005 | |
| 1/25/2018 | <0.005 | |
| 6/26/2018 | <0.005 | |
| 1/24/2019 | <0.005 | |
| 6/25/2019 | <0.005 | |
| 9/11/2019 | <0.005 | |
| 3/17/2020 | <0.005 | |
| 9/14/2020 | <0.005 | |
| 3/16/2021 | <0.005 | |
| 8/20/2021 | <0.005 | |
| 3/8/2022 | <0.005 | |
| 8/11/2022 | <0.005 | |
| 2/20/2023 | <0.005 | |
| 8/10/2023 | <0.005 | |
| 2/20/2024 | 0.00034 (J) | |
| 8/7/2024 | <0.005 | |
| 2/13/2025 | <0.005 | |
| 8/13/2025 | <0.005 | |
| 1/21/2026 | | <0.005 |

ND substitution: RL or RL/2 if <15% NDs.

# Prediction Limit

Constituent: Cobalt (mg/L) Analysis Run 3/31/2026 6:17 AM View: Appendix I

Plant Wansley Client: Southern Company Data: Wansley Landfill

| | GWC-19 | GWC-19 |
|---|---|---|
| 8/30/2011 | 0.0042 | |
| 10/26/2011 | <0.0025 | |
| 12/3/2011 | 0.0036 | |
| 2/8/2012 | <0.0025 | |
| 7/11/2012 | <0.0025 | |
| 1/8/2013 | 0.0017 | |
| 7/16/2013 | <0.0025 | |
| 1/21/2014 | 0.00055 (J) | |
| 6/24/2014 | 0.00071 (J) | |
| 1/13/2015 | 0.00085 (J) | |
| 7/23/2015 | 0.00099 (J) | |
| 1/27/2016 | 0.00077 (J) | |
| 3/30/2016 | <0.0025 | |
| 5/26/2016 | <0.0025 | |
| 7/25/2016 | <0.0025 | |
| 9/19/2016 | <0.0025 | |
| 11/17/2016 | <0.0025 | |
| 2/2/2017 | 0.011 (O) | |
| 3/24/2017 | 0.0016 (J) | |
| 5/3/2017 | 0.0017 (J) | |
| 8/7/2017 | 0.00081 (J) | |
| 1/25/2018 | 0.00047 (J) | |
| 6/21/2018 | 0.0009 (J) | |
| 1/28/2019 | 0.00043 (J) | |
| 6/26/2019 | 0.00042 (J) | |
| 9/12/2019 | 0.00035 (J) | |
| 3/18/2020 | 0.0016 (J) | |
| 9/15/2020 | 0.0003 (J) | |
| 3/17/2021 | 0.00038 (J) | |
| 8/24/2021 | 0.00053 (J) | |
| 3/8/2022 | 0.00038 (J) | |
| 8/11/2022 | <0.0025 | |
| 2/21/2023 | 0.00053 (J) | |
| 8/9/2023 | <0.0025 | |
| 2/21/2024 | 0.0003 (J) | |
| 8/6/2024 | <0.0025 | |
| 2/14/2025 | 0.00049 (J) | |
| 8/13/2025 | 0.0011 (J) | |
| 1/21/2026 | | 0.00072 (J) |

ND substitution: RL or RL/2 if <15% NDs.

# Prediction Limit

Constituent: Cobalt (mg/L) Analysis Run 3/31/2026 6:17 AM View: Appendix I

Plant Wansley Client: Southern Company Data: Wansley Landfill

| | GWC-20 | GWC-20 |
|---|---|---|
| 8/31/2011 | <0.005 | |
| 10/27/2011 | <0.005 | |
| 12/4/2011 | <0.005 | |
| 2/8/2012 | <0.005 | |
| 7/11/2012 | <0.005 | |
| 1/8/2013 | <0.005 | |
| 7/16/2013 | <0.005 | |
| 1/21/2014 | <0.005 | |
| 6/24/2014 | 0.00071 (J) | |
| 1/13/2015 | <0.005 | |
| 7/23/2015 | 0.0011 (J) | |
| 1/27/2016 | <0.005 | |
| 3/30/2016 | <0.005 | |
| 5/26/2016 | <0.005 | |
| 7/25/2016 | 0.00042 (J) | |
| 9/20/2016 | 0.00064 (J) | |
| 11/17/2016 | <0.005 | |
| 2/2/2017 | <0.005 | |
| 3/28/2017 | <0.005 | |
| 5/4/2017 | <0.005 | |
| 8/7/2017 | <0.005 | |
| 1/26/2018 | 0.00058 (J) | |
| 6/21/2018 | <0.005 | |
| 1/28/2019 | <0.005 | |
| 6/25/2019 | 0.00012 (J) | |
| 9/11/2019 | <0.005 | |
| 3/18/2020 | <0.005 | |
| 9/15/2020 | <0.005 | |
| 3/16/2021 | <0.005 | |
| 8/24/2021 | <0.005 | |
| 3/7/2022 | <0.005 | |
| 8/16/2022 | <0.005 | |
| 2/22/2023 | <0.005 | |
| 8/9/2023 | <0.005 | |
| 2/20/2024 | <0.005 | |
| 8/2/2024 | 0.00038 (J) | |
| 2/14/2025 | 0.00039 (J) | |
| 8/12/2025 | <0.005 | |
| 1/21/2026 | | 0.0009 (J) |

ND substitution: RL or RL/2 if <15% NDs.

# Prediction Limit

Constituent: Cobalt (mg/L) Analysis Run 3/31/2026 6:17 AM View: Appendix I

Plant Wansley Client: Southern Company Data: Wansley Landfill

| | GWC-21 | GWC-21 |
|---|---|---|
| 8/31/2011 | 0.0047 | |
| 10/27/2011 | 0.0032 | |
| 12/4/2011 | 0.003 | |
| 2/8/2012 | 0.0035 | |
| 7/17/2012 | 0.0043 | |
| 1/9/2013 | 0.0019 | |
| 7/16/2013 | 0.0043 | |
| 1/21/2014 | 0.00093 (J) | |
| 6/24/2014 | <0.0025 | |
| 1/13/2015 | 0.00058 (J) | |
| 7/23/2015 | <0.0025 | |
| 1/26/2016 | 0.0015 | |
| 3/30/2016 | <0.0025 | |
| 5/26/2016 | <0.0025 | |
| 7/26/2016 | <0.0025 | |
| 9/20/2016 | <0.0025 | |
| 11/17/2016 | <0.0025 | |
| 2/2/2017 | 0.0004 (J) | |
| 3/28/2017 | 0.00047 (J) | |
| 5/4/2017 | 0.00043 (J) | |
| 8/7/2017 | 0.0024 (J) | |
| 1/26/2018 | 0.0048 | |
| 6/20/2018 | 0.0031 | |
| 1/24/2019 | 0.0028 | |
| 6/25/2019 | 0.0028 | |
| 9/11/2019 | 0.0017 | |
| 3/18/2020 | 0.0006 (J) | |
| 9/15/2020 | 0.0027 | |
| 3/16/2021 | 0.0022 (J) | |
| 8/19/2021 | 0.0049 | |
| 3/7/2022 | 0.0026 | |
| 8/16/2022 | 0.0031 | |
| 2/21/2023 | 0.0029 | |
| 8/9/2023 | 0.0042 | |
| 2/19/2024 | 0.0025 | |
| 7/30/2024 | 0.00081 (J) | |
| 2/11/2025 | 0.0017 (J) | |
| 8/12/2025 | 0.0028 (J) | |
| 1/20/2026 | | 0.00089 (J) |

ND substitution: RL or RL/2 if <15% NDs.

# Prediction Limit

Constituent: Cobalt (mg/L) Analysis Run 3/31/2026 6:17 AM View: Appendix I

Plant Wansley Client: Southern Company Data: Wansley Landfill

| | GWC-22 | GWC-22 |
|---|---|---|
| 9/15/2011 | <0.005 | |
| 10/29/2011 | <0.005 | |
| 12/13/2011 | <0.005 | |
| 1/25/2012 | <0.005 | |
| 7/18/2012 | <0.005 | |
| 1/22/2013 | <0.005 | |
| 7/16/2013 | <0.005 | |
| 1/21/2014 | <0.005 | |
| 6/25/2014 | <0.005 | |
| 1/14/2015 | <0.005 | |
| 7/23/2015 | <0.005 | |
| 1/26/2016 | <0.005 | |
| 3/31/2016 | <0.005 | |
| 5/26/2016 | <0.005 | |
| 7/26/2016 | <0.005 | |
| 9/20/2016 | <0.005 | |
| 11/17/2016 | <0.005 | |
| 2/3/2017 | <0.005 | |
| 3/28/2017 | <0.005 | |
| 5/3/2017 | <0.005 | |
| 8/8/2017 | <0.005 | |
| 1/25/2018 | <0.005 | |
| 6/20/2018 | <0.005 | |
| 1/24/2019 | <0.005 | |
| 6/25/2019 | <0.005 | |
| 9/10/2019 | <0.005 | |
| 3/18/2020 | 0.00027 (J) | |
| 9/10/2020 | <0.005 | |
| 3/15/2021 | 0.00013 (J) | |
| 8/19/2021 | <0.005 | |
| 3/8/2022 | <0.005 | |
| 8/17/2022 | <0.005 | |
| 2/14/2023 | <0.005 | |
| 8/14/2023 | <0.005 | |
| 2/14/2024 | <0.005 | |
| 8/6/2024 | <0.005 | |
| 2/11/2025 | <0.005 | |
| 8/12/2025 | <0.005 | |
| 1/20/2026 | | <0.005 |

ND substitution: RL or RL/2 if <15% NDs.

# Prediction Limit

Constituent: Cobalt (mg/L) Analysis Run 3/31/2026 6:17 AM View: Appendix I

Plant Wansley Client: Southern Company Data: Wansley Landfill

| | GWC-23 | GWC-23 |
|---|---|---|
| 9/16/2011 | 0.0037 (O) | |
| 10/29/2011 | <0.005 | |
| 12/13/2011 | 0.003 (O) | |
| 1/31/2012 | 0.0027 | |
| 7/18/2012 | 0.0021 | |
| 1/22/2013 | 0.002 | |
| 7/23/2013 | 0.0013 | |
| 1/22/2014 | 0.00035 (J) | |
| 7/1/2014 | 0.00088 (J) | |
| 1/22/2015 | <0.005 | |
| 7/29/2015 | 0.00052 (J) | |
| 1/21/2016 | <0.005 | |
| 3/29/2016 | <0.005 | |
| 5/25/2016 | <0.005 | |
| 7/27/2016 | <0.005 | |
| 9/20/2016 | <0.005 | |
| 11/18/2016 | <0.005 | |
| 2/3/2017 | <0.005 | |
| 3/28/2017 | <0.005 | |
| 5/4/2017 | <0.005 | |
| 8/8/2017 | <0.005 | |
| 1/25/2018 | <0.005 | |
| 6/20/2018 | <0.005 | |
| 1/25/2019 | 8.4E-05 (J) | |
| 6/26/2019 | <0.005 | |
| 9/12/2019 | 9.3E-05 (J) | |
| 3/18/2020 | 0.00022 (J) | |
| 9/10/2020 | 0.00016 (J) | |
| 3/18/2021 | 0.00024 (J) | |
| 8/23/2021 | <0.005 | |
| 3/9/2022 | <0.005 | |
| 8/16/2022 | <0.005 | |
| 2/21/2023 | <0.005 | |
| 8/15/2023 | <0.005 | |
| 2/19/2024 | <0.005 | |
| 7/30/2024 | <0.005 | |
| 2/11/2025 | <0.005 | |
| 8/12/2025 | <0.005 | |
| 1/22/2026 | | <0.005 |

ND substitution: RL or RL/2 if <15% NDs.

# Prediction Limit

Constituent: Cobalt (mg/L) Analysis Run 3/31/2026 6:17 AM View: Appendix I

Plant Wansley Client: Southern Company Data: Wansley Landfill

| | GWC-24 | GWC-24 |
|---|---|---|
| 7/8/2014 | 0.0023 | |
| 7/31/2015 | 0.0018 | |
| 1/20/2016 | 0.0023 | |
| 3/30/2016 | <0.01 | |
| 5/25/2016 | <0.01 | |
| 7/27/2016 | 0.00095 (J) | |
| 9/16/2016 | 0.0053 | |
| 11/18/2016 | 0.0011 (J) | |
| 2/3/2017 | 0.00097 (J) | |
| 3/29/2017 | 0.00059 (J) | |
| 5/4/2017 | 0.0011 (J) | |
| 8/8/2017 | 0.0011 (J) | |
| 1/25/2018 | 0.00088 (J) | |
| 6/27/2018 | 0.00086 (J) | |
| 1/31/2019 | 0.0029 | |
| 6/26/2019 | 0.001 | |
| 9/11/2019 | 0.0013 | |
| 3/12/2020 | 0.002 (J) | |
| 9/15/2020 | 0.0018 (J) | |
| 3/18/2021 | 0.0028 | |
| 8/19/2021 | 0.0028 | |
| 3/10/2022 | 0.0011 (J) | |
| 8/18/2022 | 0.00098 (J) | |
| 2/16/2023 | 0.0019 (J) | |
| 8/16/2023 | 0.00094 (J) | |
| 2/22/2024 | 0.0045 | |
| 8/6/2024 | 0.0007 (J) | |
| 2/14/2025 | 0.003 | |
| 8/14/2025 | 0.0015 (J) | |
| 1/21/2026 | | 0.0023 (J) |

ND substitution: RL or RL/2 if <15% NDs.

# Prediction Limit

Constituent: Cobalt (mg/L) Analysis Run 3/31/2026 6:17 AM View: Appendix I

Plant Wansley Client: Southern Company Data: Wansley Landfill

| | GWC-25 | GWC-25 |
|---|---|---|
| 9/17/2011 | <0.0025 | |
| 10/31/2011 | 0.0042 | |
| 12/14/2011 | 0.0047 | |
| 2/7/2012 | <0.0025 | |
| 7/17/2012 | 0.044 | |
| 7/24/2013 | 0.041 | |
| 1/23/2014 | 0.0077 | |
| 7/8/2014 | 0.028 | |
| 1/21/2015 | 0.0063 | |
| 7/30/2015 | 0.01 | |
| 1/21/2016 | 0.0094 | |
| 3/28/2016 | 0.0117 | |
| 5/25/2016 | 0.0122 | |
| 7/27/2016 | 0.0065 | |
| 9/19/2016 | 0.0071 | |
| 11/15/2016 | 0.029 | |
| 1/24/2017 | 0.033 | |
| 3/23/2017 | 0.022 | |
| 5/2/2017 | 0.036 | |
| 8/3/2017 | 0.00041 (J) | |
| 1/25/2018 | 0.01 | |
| 6/27/2018 | 0.01 | |
| 1/24/2019 | 0.0014 (J) | |
| 6/25/2019 | 0.001 | |
| 9/11/2019 | 0.013 | |
| 3/12/2020 | 0.0066 | |
| 9/14/2020 | 0.0074 | |
| 3/17/2021 | 0.004 | |
| 8/19/2021 | 0.0041 | |
| 3/8/2022 | 0.0023 (J) | |
| 8/10/2022 | 0.002 (J) | |
| 2/21/2023 | 0.0047 | |
| 8/15/2023 | 0.0054 | |
| 2/21/2024 | 0.0035 | |
| 8/1/2024 | 0.0049 | |
| 2/14/2025 | 0.0027 | |
| 8/13/2025 | 0.0046 (J) | |
| 1/21/2026 | | 0.0037 (J) |

ND substitution: RL or RL/2 if <15% NDs.

# Prediction Limit

Constituent: Cobalt (mg/L) Analysis Run 3/31/2026 6:17 AM View: Appendix I

Plant Wansley Client: Southern Company Data: Wansley Landfill

| | GWC-26 | GWC-26 |
|---|---|---|
| 9/17/2011 | <0.005 | |
| 10/29/2011 | <0.005 | |
| 12/14/2011 | <0.005 | |
| 2/7/2012 | <0.005 | |
| 7/17/2012 | <0.005 | |
| 1/24/2013 | 0.0018 | |
| 7/24/2013 | <0.005 | |
| 1/23/2014 | 0.00041 (J) | |
| 7/8/2014 | <0.005 | |
| 1/21/2015 | <0.005 | |
| 7/31/2015 | <0.005 | |
| 1/25/2016 | <0.005 | |
| 3/24/2016 | <0.005 | |
| 5/25/2016 | <0.005 | |
| 7/26/2016 | <0.005 | |
| 9/19/2016 | <0.005 | |
| 11/14/2016 | 0.00061 (J) | |
| 1/19/2017 | <0.005 | |
| 3/16/2017 | <0.005 | |
| 5/1/2017 | <0.005 | |
| 8/3/2017 | <0.005 | |
| 1/22/2018 | <0.005 | |
| 6/27/2018 | <0.005 | |
| 1/24/2019 | 0.00012 (J) | |
| 6/25/2019 | 0.00017 (J) | |
| 9/12/2019 | 0.00012 (J) | |
| 3/13/2020 | 0.00015 (J) | |
| 9/15/2020 | <0.005 | |
| 3/17/2021 | <0.005 | |
| 8/19/2021 | <0.005 | |
| 3/9/2022 | <0.005 | |
| 8/10/2022 | <0.005 | |
| 2/21/2023 | <0.005 | |
| 8/16/2023 | <0.005 | |
| 2/20/2024 | <0.005 | |
| 8/2/2024 | <0.005 | |
| 2/13/2025 | <0.005 | |
| 8/13/2025 | <0.005 | |
| 1/22/2026 | | <0.005 |

ND substitution: RL or RL/2 if <15% NDs.

# Prediction Limit

Constituent: Cobalt (mg/L) Analysis Run 3/31/2026 6:17 AM View: Appendix I

Plant Wansley Client: Southern Company Data: Wansley Landfill

| | GWC-27 | GWC-27 |
|---|---|---|
| 9/17/2011 | <0.0025 | |
| 10/29/2011 | <0.0025 | |
| 12/14/2011 | <0.0025 | |
| 1/25/2012 | <0.0025 | |
| 7/17/2012 | 0.0023 | |
| 1/24/2013 | 0.0033 | |
| 7/24/2013 | 0.0046 | |
| 1/23/2014 | 0.0024 | |
| 7/8/2014 | 0.0027 | |
| 1/21/2015 | 0.0025 | |
| 7/30/2015 | 0.003 | |
| 1/22/2016 | 0.0018 | |
| 3/23/2016 | 0.00275 (J) | |
| 5/24/2016 | 0.0024 (J) | |
| 7/26/2016 | 0.0043 | |
| 9/19/2016 | 0.0024 (J) | |
| 11/11/2016 | 0.0018 (J) | |
| 1/20/2017 | 0.0027 | |
| 3/16/2017 | 0.0024 (J) | |
| 4/28/2017 | 0.0026 | |
| 8/3/2017 | 0.0024 (J) | |
| 1/19/2018 | 0.0019 (J) | |
| 6/27/2018 | 0.002 (J) | |
| 1/24/2019 | 0.0019 (J) | |
| 6/26/2019 | 0.0023 | |
| 9/12/2019 | 0.0022 | |
| 3/12/2020 | 0.0009 (J) | |
| 9/9/2020 | 0.0034 | |
| 3/18/2021 | 0.0017 (J) | |
| 8/23/2021 | 0.0014 (J) | |
| 3/8/2022 | 0.0013 (J) | |
| 8/10/2022 | 0.0015 (J) | |
| 2/20/2023 | 0.0023 (J) | |
| 8/15/2023 | 0.0012 (J) | |
| 2/20/2024 | 0.001 (J) | |
| 7/30/2024 | 0.0011 (J) | |
| 2/11/2025 | 0.001 (J) | |
| 8/13/2025 | 0.0012 (J) | |
| 1/21/2026 | | 0.00093 (J) |

ND substitution: RL or RL/2 if <15% NDs.

# Prediction Limit

Constituent: Cobalt (mg/L) Analysis Run 3/31/2026 6:17 AM View: Appendix I

Plant Wansley Client: Southern Company Data: Wansley Landfill

| | GWC-31 | GWC-31 |
|---|---|---|
| 9/17/2011 | <0.005 | |
| 10/31/2011 | <0.005 | |
| 2/7/2012 | <0.005 | |
| 1/23/2013 | <0.005 | |
| 1/23/2014 | <0.005 | |
| 7/1/2014 | <0.005 | |
| 1/21/2015 | <0.005 | |
| 1/25/2016 | <0.005 | |
| 3/30/2016 | <0.005 | |
| 5/25/2016 | <0.005 | |
| 7/27/2016 | 0.0015 (J) | |
| 1/25/2017 | <0.005 | |
| 3/23/2017 | <0.005 | |
| 5/2/2017 | <0.005 | |
| 7/19/2017 | <0.005 | |
| 8/4/2017 | <0.005 | |
| 1/23/2018 | <0.005 | |
| 6/27/2018 | <0.005 | |
| 1/31/2019 | <0.005 | |
| 6/26/2019 | <0.005 | |
| 9/11/2019 | 0.00044 (J) | |
| 3/17/2020 | 0.00017 (J) | |
| 9/11/2020 | <0.005 | |
| 3/16/2021 | 0.00013 (J) | |
| 8/25/2021 | <0.005 | |
| 3/10/2022 | <0.005 | |
| 8/16/2022 | <0.005 | |
| 2/22/2023 | <0.005 | |
| 8/16/2023 | 0.00031 (J) | |
| 2/21/2024 | <0.005 | |
| 8/2/2024 | <0.005 | |
| 2/18/2025 | <0.005 | |
| 8/15/2025 | <0.005 | |
| 2/11/2026 | | <0.005 |

ND substitution: RL or RL/2 if <15% NDs.

# Prediction Limit

Constituent: Cobalt (mg/L) Analysis Run 3/31/2026 6:17 AM View: Appendix I

Plant Wansley Client: Southern Company Data: Wansley Landfill

| | GWC-32 | GWC-32 |
|---|---|---|
| 9/15/2011 | <0.005 | |
| 10/31/2011 | <0.005 | |
| 12/13/2011 | <0.005 | |
| 2/1/2012 | <0.005 | |
| 7/17/2012 | <0.005 | |
| 1/23/2013 | <0.005 | |
| 7/24/2013 | <0.005 | |
| 1/23/2014 | <0.005 | |
| 7/1/2014 | <0.005 | |
| 1/20/2015 | <0.005 | |
| 7/30/2015 | <0.005 | |
| 1/25/2016 | <0.005 | |
| 3/23/2016 | <0.005 | |
| 5/24/2016 | <0.005 | |
| 7/22/2016 | 0.00058 (J) | |
| 9/16/2016 | 0.00088 (J) | |
| 11/15/2016 | <0.005 | |
| 1/26/2017 | 0.0013 (J) | |
| 3/24/2017 | 0.0012 (J) | |
| 5/2/2017 | 0.00095 (J) | |
| 8/3/2017 | 0.00045 (J) | |
| 1/23/2018 | 0.00053 (J) | |
| 6/26/2018 | <0.005 | |
| 1/30/2019 | 0.00012 (J) | |
| 6/27/2019 | 0.00017 (J) | |
| 9/12/2019 | 0.00087 | |
| 3/18/2020 | 0.001 (J) | |
| 9/15/2020 | <0.005 | |
| 3/17/2021 | 0.00021 (J) | |
| 8/24/2021 | <0.005 | |
| 3/9/2022 | <0.005 | |
| 8/10/2022 | <0.005 | |
| 2/15/2023 | <0.005 | |
| 8/15/2023 | <0.005 | |
| 2/20/2024 | <0.005 | |
| 8/6/2024 | <0.005 | |
| 2/19/2025 | <0.005 | |
| 8/14/2025 | <0.005 | |
| 1/21/2026 | | <0.005 |

ND substitution: RL or RL/2 if <15% NDs.

# Prediction Limit

Constituent: Cobalt (mg/L) Analysis Run 3/31/2026 6:17 AM View: Appendix I

Plant Wansley Client: Southern Company Data: Wansley Landfill

| | GWC-33 | GWC-33 |
|---|---|---|
| 9/16/2011 | <0.005 | |
| 10/30/2011 | 0.0031 | |
| 12/13/2011 | 0.0033 | |
| 2/1/2012 | <0.005 | |
| 7/17/2012 | 0.0037 | |
| 1/23/2013 | 0.002 | |
| 7/17/2013 | 0.0013 | |
| 1/23/2014 | 0.00071 (J) | |
| 1/20/2015 | 0.0013 | |
| 7/29/2015 | 0.00054 (J) | |
| 1/25/2016 | 0.00082 (J) | |
| 3/23/2016 | <0.005 | |
| 5/24/2016 | 0.0136 (O) | |
| 7/22/2016 | 0.01 (O) | |
| 9/16/2016 | 0.011 (O) | |
| 11/17/2016 | 0.0032 | |
| 1/25/2017 | <0.005 | |
| 3/23/2017 | 0.0037 | |
| 5/1/2017 | 0.0085 (O) | |
| 8/4/2017 | 0.0023 (J) | |
| 1/23/2018 | 0.0024 (J) | |
| 6/26/2018 | 0.0042 | |
| 1/30/2019 | 0.00012 (J) | |
| 6/26/2019 | 0.0025 | |
| 9/12/2019 | 0.00083 | |
| 3/12/2020 | 0.0013 (J) | |
| 9/16/2020 | 0.0019 (J) | |
| 3/18/2021 | 0.00015 (J) | |
| 8/24/2021 | <0.005 | |
| 3/9/2022 | 0.00031 (J) | |
| 8/15/2022 | <0.005 | |
| 2/20/2023 | <0.005 | |
| 8/15/2023 | <0.005 | |
| 2/20/2024 | <0.005 | |
| 7/31/2024 | <0.005 | |
| 2/19/2025 | <0.005 | |
| 8/19/2025 | <0.005 | |
| 1/22/2026 | | <0.005 |

ND substitution: RL or RL/2 if <15% NDs.

# Prediction Limit

Constituent: Cobalt (mg/L) Analysis Run 3/31/2026 6:17 AM View: Appendix I

Plant Wansley Client: Southern Company Data: Wansley Landfill

| | GWC-34 | GWC-34 |
|---|---|---|
| 9/16/2011 | <0.005 | |
| 10/31/2011 | <0.005 | |
| 12/12/2011 | <0.005 | |
| 2/1/2012 | <0.005 | |
| 7/16/2012 | <0.005 | |
| 1/22/2013 | <0.005 | |
| 7/17/2013 | <0.005 | |
| 1/23/2014 | <0.005 | |
| 6/25/2014 | <0.005 | |
| 1/14/2015 | <0.005 | |
| 7/29/2015 | <0.005 | |
| 1/21/2016 | <0.005 | |
| 3/24/2016 | <0.005 | |
| 5/23/2016 | <0.005 | |
| 7/21/2016 | <0.005 | |
| 9/15/2016 | <0.005 | |
| 11/15/2016 | 0.00043 (J) | |
| 1/25/2017 | <0.005 | |
| 3/22/2017 | <0.005 | |
| 5/1/2017 | <0.005 | |
| 8/3/2017 | 0.027 (O) | |
| 1/23/2018 | <0.005 | |
| 6/20/2018 | <0.005 | |
| 1/28/2019 | <0.005 | |
| 6/26/2019 | <0.005 | |
| 9/11/2019 | 0.00011 (J) | |
| 3/11/2020 | <0.005 | |
| 9/11/2020 | <0.005 | |
| 3/16/2021 | <0.005 | |
| 8/24/2021 | <0.005 | |
| 3/2/2022 | <0.005 | |
| 8/10/2022 | <0.005 | |
| 2/20/2023 | <0.005 | |
| 8/16/2023 | <0.005 | |
| 2/22/2024 | <0.005 | |
| 8/5/2024 | <0.005 | |
| 2/13/2025 | <0.005 | |
| 8/14/2025 | <0.005 | |
| 1/22/2026 | | <0.005 |

ND substitution: RL or RL/2 if <15% NDs.

# Prediction Limit

Constituent: Cobalt (mg/L) Analysis Run 3/31/2026 6:17 AM View: Appendix I

Plant Wansley Client: Southern Company Data: Wansley Landfill

| | GWC-35 | GWC-35 |
|---|---|---|
| 9/16/2011 | <0.0025 | |
| 10/31/2011 | <0.0025 | |
| 12/12/2011 | 0.0025 | |
| 2/1/2012 | <0.0025 | |
| 7/16/2012 | 0.0017 | |
| 1/22/2013 | 0.0013 | |
| 7/2/2013 | <0.0025 | |
| 1/21/2014 | 0.00076 (J) | |
| 6/25/2014 | 0.00093 (J) | |
| 1/14/2015 | 0.00069 (J) | |
| 7/28/2015 | 0.00053 (J) | |
| 1/21/2016 | 0.0005 (J) | |
| 3/24/2016 | <0.0025 | |
| 5/23/2016 | <0.0025 | |
| 7/21/2016 | <0.0025 | |
| 9/15/2016 | <0.0025 | |
| 11/15/2016 | <0.0025 | |
| 1/26/2017 | <0.0025 | |
| 3/22/2017 | <0.0025 | |
| 5/2/2017 | <0.0025 | |
| 8/3/2017 | <0.0025 | |
| 1/23/2018 | <0.0025 | |
| 6/19/2018 | 0.00042 (J) | |
| 1/21/2019 | 0.00025 (J) | |
| 6/26/2019 | 0.00028 (J) | |
| 9/12/2019 | 0.00027 (J) | |
| 3/11/2020 | 0.00022 (J) | |
| 9/11/2020 | 0.00028 (J) | |
| 3/16/2021 | 0.00026 (J) | |
| 8/18/2021 | 0.00022 (J) | |
| 3/2/2022 | <0.0025 | |
| 8/15/2022 | 0.00036 (J) | |
| 2/20/2023 | <0.0025 | |
| 8/16/2023 | 0.00052 (J) | |
| 2/22/2024 | 0.00032 (J) | |
| 8/5/2024 | 0.00062 (J) | |
| 2/18/2025 | 0.00054 (J) | |
| 8/14/2025 | 0.00045 (J) | |
| 1/22/2026 | | 0.00058 (J) |

ND substitution: RL or RL/2 if <15% NDs.

# Prediction Limit

Constituent: Copper (mg/L) Analysis Run 3/31/2026 6:17 AM View: Appendix I

Plant Wansley Client: Southern Company Data: Wansley Landfill

| | GWA-1 | GWA-1 |
|---|---|---|
| 9/16/2011 | <0.002 | |
| 10/27/2011 | <0.002 | |
| 12/13/2011 | <0.002 | |
| 1/31/2012 | <0.002 | |
| 7/18/2012 | <0.002 | |
| 1/24/2013 | <0.002 | |
| 7/17/2013 | <0.002 | |
| 1/21/2014 | <0.002 | |
| 6/25/2014 | <0.002 | |
| 1/14/2015 | <0.002 | |
| 7/21/2015 | <0.002 | |
| 1/21/2016 | <0.002 | |
| 7/21/2016 | <0.002 | |
| 1/19/2017 | <0.002 | |
| 8/3/2017 | <0.002 | |
| 1/19/2018 | <0.002 | |
| 6/19/2018 | <0.002 | |
| 1/17/2019 | <0.002 | |
| 6/24/2019 | <0.002 | |
| 9/9/2019 | <0.002 | |
| 3/10/2020 | <0.002 | |
| 9/9/2020 | <0.002 | |
| 3/15/2021 | <0.002 | |
| 8/16/2021 | <0.002 | |
| 2/28/2022 | <0.002 | |
| 8/9/2022 | <0.002 | |
| 2/14/2023 | <0.002 | |
| 8/9/2023 | <0.002 | |
| 2/13/2024 | <0.002 | |
| 7/30/2024 | <0.002 | |
| 2/11/2025 | <0.002 | |
| 8/12/2025 | <0.002 | |
| 1/20/2026 | | <0.002 |

ND substitution: RL or RL/2 if <15% NDs.

# Prediction Limit

Constituent: Copper (mg/L) Analysis Run 3/31/2026 6:17 AM View: Appendix I

Plant Wansley Client: Southern Company Data: Wansley Landfill

| | GWA-2 | GWA-2 |
|---|---|---|
| 9/17/2011 | <0.002 | |
| 10/27/2011 | <0.002 | |
| 12/14/2011 | <0.002 | |
| 2/7/2012 | <0.002 | |
| 7/23/2012 | <0.002 | |
| 1/23/2013 | <0.002 | |
| 7/24/2013 | <0.002 | |
| 1/22/2014 | <0.002 | |
| 7/1/2014 | 0.0011 (J) | |
| 1/22/2015 | <0.002 | |
| 7/22/2015 | 0.0012 (J) | |
| 1/20/2016 | <0.002 | |
| 7/26/2016 | <0.002 | |
| 1/19/2017 | <0.002 | |
| 8/2/2017 | <0.002 | |
| 1/19/2018 | <0.002 | |
| 6/19/2018 | <0.002 | |
| 1/17/2019 | <0.002 | |
| 6/24/2019 | 0.0011 (J) | |
| 9/10/2019 | 0.0014 (J) | |
| 3/10/2020 | <0.002 | |
| 9/10/2020 | 0.00099 (J) | |
| 3/15/2021 | 0.001 (J) | |
| 8/18/2021 | 0.0011 (J) | |
| 3/1/2022 | <0.002 | |
| 8/9/2022 | <0.002 | |
| 2/14/2023 | <0.002 | |
| 8/9/2023 | <0.002 | |
| 2/14/2024 | <0.002 | |
| 7/30/2024 | <0.002 | |
| 2/11/2025 | <0.002 | |
| 8/12/2025 | <0.002 | |
| 1/20/2026 | | <0.002 |

ND substitution: RL or RL/2 if <15% NDs.

# Prediction Limit

Constituent: Copper (mg/L) Analysis Run 3/31/2026 6:17 AM View: Appendix I

Plant Wansley Client: Southern Company Data: Wansley Landfill

| | GWA-3 | GWA-3 |
|---|---|---|
| 8/31/2011 | <0.002 | |
| 6/25/2014 | 0.0016 (J) | |
| 7/21/2015 | <0.002 | |
| 7/27/2016 | <0.002 | |
| 8/1/2017 | <0.002 | |
| 6/20/2018 | <0.002 | |
| 1/18/2019 | <0.002 | |
| 6/25/2019 | 0.004 | |
| 9/11/2019 | 0.0015 (J) | |
| 3/10/2020 | 0.0025 | |
| 9/9/2020 | 0.0029 | |
| 3/15/2021 | 0.0031 | |
| 8/18/2021 | 0.0017 (J) | |
| 3/1/2022 | 0.0025 | |
| 8/9/2022 | 0.0033 | |
| 2/14/2023 | 0.0017 (J) | |
| 8/8/2023 | 0.0019 (J) | |
| 7/31/2024 | 0.0025 | |
| 8/13/2025 | 0.0018 (J) | |
| 1/21/2026 | | 0.00065 (J) |

ND substitution: RL or RL/2 if <15% NDs.

# Prediction Limit

Constituent: Copper (mg/L) Analysis Run 3/31/2026 6:17 AM View: Appendix I

Plant Wansley Client: Southern Company Data: Wansley Landfill

| | GWA-4 | GWA-4 |
|---|---|---|
| 8/31/2011 | <0.002 | |
| 10/27/2011 | <0.002 | |
| 12/14/2011 | <0.002 | |
| 2/1/2012 | <0.002 | |
| 7/23/2012 | <0.002 | |
| 1/23/2013 | <0.002 | |
| 7/17/2013 | <0.002 | |
| 1/15/2014 | <0.002 | |
| 6/25/2014 | <0.002 | |
| 1/14/2015 | <0.002 | |
| 7/21/2015 | <0.002 | |
| 1/20/2016 | <0.002 | |
| 7/21/2016 | <0.002 | |
| 1/17/2017 | <0.002 | |
| 8/2/2017 | <0.002 | |
| 1/22/2018 | <0.002 | |
| 6/19/2018 | <0.002 | |
| 1/17/2019 | <0.002 | |
| 6/24/2019 | <0.002 | |
| 9/10/2019 | <0.002 | |
| 3/10/2020 | <0.002 | |
| 9/9/2020 | <0.002 | |
| 3/15/2021 | <0.002 | |
| 8/18/2021 | <0.002 | |
| 3/1/2022 | <0.002 | |
| 8/9/2022 | <0.002 | |
| 2/14/2023 | <0.002 | |
| 8/9/2023 | <0.002 | |
| 2/14/2024 | <0.002 | |
| 7/29/2024 | <0.002 | |
| 2/10/2025 | <0.002 | |
| 8/12/2025 | <0.002 | |
| 1/20/2026 | | <0.002 |

ND substitution: RL or RL/2 if <15% NDs.

# Prediction Limit

Constituent: Copper (mg/L) Analysis Run 3/31/2026 6:17 AM View: Appendix I

Plant Wansley Client: Southern Company Data: Wansley Landfill

| | GWA-28 | GWA-28 |
|---|---|---|
| 9/16/2011 | <0.002 | |
| 10/28/2011 | <0.002 | |
| 12/12/2011 | <0.002 | |
| 1/25/2012 | <0.002 | |
| 7/16/2012 | <0.002 | |
| 1/24/2013 | <0.002 | |
| 7/23/2013 | <0.002 | |
| 1/22/2014 | 0.0012 (J) | |
| 7/1/2014 | <0.002 | |
| 1/21/2015 | <0.002 | |
| 7/21/2015 | <0.002 | |
| 1/22/2016 | <0.002 | |
| 7/25/2016 | <0.002 | |
| 1/17/2017 | <0.002 | |
| 8/1/2017 | <0.002 | |
| 1/19/2018 | <0.002 | |
| 6/19/2018 | <0.002 | |
| 1/21/2019 | <0.002 | |
| 6/25/2019 | <0.002 | |
| 9/10/2019 | <0.002 | |
| 3/10/2020 | <0.002 | |
| 9/9/2020 | <0.002 | |
| 3/15/2021 | <0.002 | |
| 8/16/2021 | <0.002 | |
| 3/1/2022 | <0.002 | |
| 8/9/2022 | <0.002 | |
| 2/14/2023 | <0.002 | |
| 8/9/2023 | <0.002 | |
| 2/14/2024 | <0.002 | |
| 7/29/2024 | <0.002 | |
| 2/10/2025 | <0.002 | |
| 8/12/2025 | <0.002 | |
| 1/20/2026 | | <0.002 |

ND substitution: RL or RL/2 if <15% NDs.

# Prediction Limit

Constituent: Copper (mg/L) Analysis Run 3/31/2026 6:17 AM View: Appendix I

Plant Wansley Client: Southern Company Data: Wansley Landfill

| | GWA-29 | GWA-29 |
|---|---|---|
| 9/17/2011 | <0.013 | |
| 10/28/2011 | <0.013 | |
| 12/12/2011 | <0.013 | |
| 1/31/2012 | 0.018 | |
| 7/17/2012 | 0.0066 | |
| 1/24/2013 | 0.015 | |
| 7/24/2013 | 0.015 | |
| 1/22/2014 | 0.015 | |
| 7/8/2014 | 0.0081 | |
| 1/21/2015 | 0.0088 | |
| 7/22/2015 | 0.0072 | |
| 1/19/2016 | 0.0083 | |
| 7/21/2016 | 0.0056 | |
| 1/17/2017 | 0.0065 | |
| 8/1/2017 | 0.0044 | |
| 1/19/2018 | 0.0046 | |
| 6/19/2018 | 0.0063 | |
| 1/18/2019 | 0.0059 | |
| 6/25/2019 | 0.0085 | |
| 9/10/2019 | 0.0074 | |
| 3/10/2020 | 0.004 | |
| 9/9/2020 | 0.0055 | |
| 3/15/2021 | 0.0062 | |
| 8/18/2021 | 0.006 | |
| 3/2/2022 | 0.0053 | |
| 8/9/2022 | 0.0055 | |
| 2/13/2023 | 0.0048 | |
| 8/8/2023 | 0.0043 | |
| 2/14/2024 | 0.0043 | |
| 7/30/2024 | 0.003 | |
| 2/11/2025 | 0.0038 | |
| 8/12/2025 | 0.0032 | |
| 1/20/2026 | | 0.0038 |

ND substitution: RL or RL/2 if <15% NDs.

# Prediction Limit

Constituent: Copper (mg/L) Analysis Run 3/31/2026 6:17 AM View: Appendix I

Plant Wansley Client: Southern Company Data: Wansley Landfill

| | GWC-5 | GWC-5 |
|---|---|---|
| 8/31/2011 | <0.002 | |
| 10/27/2011 | <0.002 | |
| 12/5/2011 | <0.002 | |
| 1/25/2012 | <0.002 | |
| 7/18/2012 | <0.002 | |
| 1/9/2013 | <0.002 | |
| 7/17/2013 | <0.002 | |
| 1/15/2014 | 0.0012 (J) | |
| 6/25/2014 | 0.00098 (J) | |
| 1/13/2015 | 0.00095 (J) | |
| 7/24/2015 | <0.002 | |
| 1/20/2016 | <0.002 | |
| 7/21/2016 | <0.002 | |
| 1/26/2017 | <0.002 | |
| 8/3/2017 | <0.002 | |
| 1/23/2018 | <0.002 | |
| 6/25/2018 | <0.002 | |
| 1/30/2019 | <0.002 | |
| 6/26/2019 | <0.002 | |
| 9/12/2019 | <0.002 | |
| 3/16/2020 | <0.002 | |
| 9/9/2020 | <0.002 | |
| 3/17/2021 | <0.002 | |
| 8/19/2021 | <0.002 | |
| 3/2/2022 | <0.002 | |
| 8/11/2022 | <0.002 | |
| 2/20/2023 | <0.002 | |
| 8/14/2023 | <0.002 | |
| 2/14/2024 | 0.0012 (J) | |
| 7/31/2024 | <0.002 | |
| 2/14/2025 | <0.002 | |
| 8/18/2025 | 0.00066 (J) | |
| 1/21/2026 | | 0.00093 (J) |

ND substitution: RL or RL/2 if <15% NDs.

# Prediction Limit

Constituent: Copper (mg/L) Analysis Run 3/31/2026 6:17 AM View: Appendix I

Plant Wansley Client: Southern Company Data: Wansley Landfill

| | GWC-6 | GWC-6 |
|---|---|---|
| 8/31/2011 | <0.002 | |
| 10/30/2011 | <0.002 | |
| 12/5/2011 | <0.002 | |
| 1/25/2012 | <0.002 | |
| 7/24/2012 | <0.002 | |
| 1/8/2013 | <0.002 | |
| 7/9/2013 | <0.002 | |
| 1/15/2014 | 0.0031 (J) | |
| 6/25/2014 | <0.002 | |
| 1/20/2015 | <0.002 | |
| 7/24/2015 | <0.002 | |
| 1/20/2016 | 0.0011 (J) | |
| 7/21/2016 | <0.002 | |
| 1/26/2017 | <0.002 | |
| 8/3/2017 | <0.002 | |
| 1/23/2018 | <0.002 | |
| 6/25/2018 | <0.002 | |
| 1/30/2019 | <0.002 | |
| 6/26/2019 | <0.002 | |
| 9/12/2019 | <0.002 | |
| 3/16/2020 | <0.002 | |
| 9/11/2020 | <0.002 | |
| 3/17/2021 | <0.002 | |
| 8/18/2021 | <0.002 | |
| 3/2/2022 | <0.002 | |
| 8/11/2022 | <0.002 | |
| 2/20/2023 | <0.002 | |
| 8/14/2023 | <0.002 | |
| 2/14/2024 | <0.002 | |
| 8/1/2024 | <0.002 | |
| 2/18/2025 | <0.002 | |
| 8/15/2025 | <0.002 | |
| 1/20/2026 | | <0.002 |

ND substitution: RL or RL/2 if <15% NDs.

# Prediction Limit

Constituent: Copper (mg/L) Analysis Run 3/31/2026 6:17 AM View: Appendix I

Plant Wansley Client: Southern Company Data: Wansley Landfill

| | GWC-8 | GWC-8 |
|---|---|---|
| 9/7/2011 | <0.002 | |
| 10/30/2011 | <0.002 | |
| 12/5/2011 | <0.002 | |
| 1/19/2012 | <0.002 | |
| 7/18/2012 | <0.002 | |
| 1/7/2013 | <0.002 | |
| 7/9/2013 | <0.002 | |
| 1/14/2014 | 0.001 (J) | |
| 6/24/2014 | <0.002 | |
| 1/20/2015 | 0.0014 (J) | |
| 7/27/2015 | <0.002 | |
| 1/26/2016 | 0.0013 (J) | |
| 7/26/2016 | <0.002 | |
| 1/26/2017 | 0.0021 (J) | |
| 8/7/2017 | 0.0035 | |
| 1/24/2018 | <0.002 | |
| 6/21/2018 | 0.0024 (J) | |
| 1/22/2019 | <0.002 | |
| 6/25/2019 | 0.00074 (J) | |
| 9/10/2019 | 0.00065 (J) | |
| 3/12/2020 | 0.0014 (J) | |
| 9/14/2020 | <0.002 | |
| 3/16/2021 | 0.001 (J) | |
| 8/20/2021 | 0.0013 (J) | |
| 3/2/2022 | 0.0019 (J) | |
| 8/11/2022 | <0.002 | |
| 2/15/2023 | 0.0014 (J) | |
| 8/9/2023 | <0.002 | |
| 2/21/2024 | 0.0028 | |
| 7/30/2024 | 0.0032 | |
| 2/13/2025 | 0.0051 | |
| 8/13/2025 | 0.0026 | |
| 1/22/2026 | | 0.0025 |

ND substitution: RL or RL/2 if <15% NDs.

# Prediction Limit

Constituent: Copper (mg/L) Analysis Run 3/31/2026 6:17 AM View: Appendix I

Plant Wansley Client: Southern Company Data: Wansley Landfill

| | GWC-9 | GWC-9 |
|---|---|---|
| 9/7/2011 | <0.002 | |
| 10/30/2011 | <0.002 | |
| 12/4/2011 | <0.002 | |
| 1/19/2012 | <0.002 | |
| 7/18/2012 | <0.002 | |
| 1/8/2013 | <0.002 | |
| 7/9/2013 | <0.002 | |
| 1/14/2014 | <0.002 | |
| 6/24/2014 | <0.002 | |
| 1/20/2015 | <0.002 | |
| 7/27/2015 | <0.002 | |
| 1/26/2016 | 0.0022 (J) | |
| 7/25/2016 | <0.002 | |
| 1/31/2017 | 0.0021 (J) | |
| 8/7/2017 | <0.002 | |
| 1/24/2018 | <0.002 | |
| 6/21/2018 | 0.0026 | |
| 1/22/2019 | <0.002 | |
| 6/25/2019 | <0.002 | |
| 9/16/2019 | <0.002 | |
| 3/16/2020 | 0.00077 (J) | |
| 9/11/2020 | <0.002 | |
| 3/16/2021 | <0.002 | |
| 8/25/2021 | <0.002 | |
| 3/9/2022 | <0.002 | |
| 8/16/2022 | <0.002 | |
| 2/15/2023 | <0.002 | |
| 8/9/2023 | <0.002 | |
| 2/19/2024 | 0.0012 (J) | |
| 7/31/2024 | 0.0066 | |
| 2/18/2025 | 0.0015 (J) | |
| 8/13/2025 | 0.002 | |
| 1/22/2026 | | 0.001 (J) |

ND substitution: RL or RL/2 if <15% NDs.

# Prediction Limit

Constituent: Copper (mg/L) Analysis Run 3/31/2026 6:17 AM View: Appendix I

Plant Wansley Client: Southern Company Data: Wansley Landfill

| | GWC-10 | GWC-10 |
|---|---|---|
| 1/25/2016 | <0.002 | |
| 7/27/2016 | 0.004 | |
| 2/1/2017 | <0.002 | |
| 8/8/2017 | <0.002 | |
| 1/25/2018 | <0.002 | |
| 6/21/2018 | <0.002 | |
| 1/31/2019 | <0.002 | |
| 6/26/2019 | 0.00064 (J) | |
| 9/17/2019 | 0.0007 (J) | |
| 3/17/2020 | <0.002 | |
| 9/10/2020 | 0.0083 (O) | |
| 3/18/2021 | <0.002 | |
| 8/20/2021 | <0.002 | |
| 3/8/2022 | <0.002 | |
| 8/16/2022 | <0.002 | |
| 2/15/2023 | <0.002 | |
| 8/10/2023 | <0.002 | |
| 2/20/2024 | <0.002 | |
| 7/31/2024 | <0.002 | |
| 2/19/2025 | <0.002 | |
| 8/19/2025 | <0.002 | |
| 1/21/2026 | | 0.00072 (J) |

ND substitution: RL or RL/2 if <15% NDs.

# Prediction Limit

Constituent: Copper (mg/L) Analysis Run 3/31/2026 6:17 AM View: Appendix I

Plant Wansley Client: Southern Company Data: Wansley Landfill

| | GWC-11 | GWC-11 |
|---|---|---|
| 9/13/2011 | <0.002 | |
| 10/28/2011 | <0.002 | |
| 12/4/2011 | <0.002 | |
| 2/9/2012 | <0.002 | |
| 7/18/2012 | <0.002 | |
| 1/8/2013 | <0.002 | |
| 7/9/2013 | <0.002 | |
| 1/15/2014 | 0.0012 (J) | |
| 6/25/2014 | 0.0012 (J) | |
| 1/21/2015 | <0.002 | |
| 7/28/2015 | <0.002 | |
| 1/26/2016 | 0.001 (J) | |
| 7/25/2016 | <0.002 | |
| 1/31/2017 | <0.002 | |
| 8/7/2017 | <0.002 | |
| 1/24/2018 | <0.002 | |
| 6/20/2018 | <0.002 | |
| 1/24/2019 | <0.002 | |
| 6/26/2019 | <0.002 | |
| 9/16/2019 | <0.002 | |
| 3/16/2020 | <0.002 | |
| 9/10/2020 | 0.0034 | |
| 3/17/2021 | <0.002 | |
| 8/23/2021 | <0.002 | |
| 3/7/2022 | <0.002 | |
| 8/15/2022 | <0.002 | |
| 2/21/2023 | <0.002 | |
| 8/14/2023 | <0.002 | |
| 2/14/2024 | <0.002 | |
| 8/6/2024 | <0.002 | |
| 2/18/2025 | <0.002 | |
| 8/18/2025 | <0.002 | |
| 1/21/2026 | | <0.002 |

ND substitution: RL or RL/2 if <15% NDs.

# Prediction Limit

Constituent: Copper (mg/L) Analysis Run 3/31/2026 6:17 AM View: Appendix I

Plant Wansley Client: Southern Company Data: Wansley Landfill

| | GWC-12 | GWC-12 |
|---|---|---|
| 9/13/2011 | <0.002 | |
| 10/28/2011 | <0.002 | |
| 12/4/2011 | <0.002 | |
| 1/24/2012 | <0.002 | |
| 7/11/2012 | <0.002 | |
| 1/8/2013 | <0.002 | |
| 7/10/2013 | <0.002 | |
| 1/21/2014 | <0.002 | |
| 7/1/2014 | <0.002 | |
| 1/21/2015 | <0.002 | |
| 7/28/2015 | <0.002 | |
| 1/26/2016 | <0.002 | |
| 7/22/2016 | <0.002 | |
| 1/31/2017 | <0.002 | |
| 8/7/2017 | <0.002 | |
| 1/24/2018 | <0.002 | |
| 6/26/2018 | <0.002 | |
| 1/25/2019 | <0.002 | |
| 6/26/2019 | <0.002 | |
| 9/11/2019 | 0.00096 (J) | |
| 3/18/2020 | <0.002 | |
| 9/10/2020 | <0.002 | |
| 3/16/2021 | <0.002 | |
| 8/19/2021 | <0.002 | |
| 3/7/2022 | <0.002 | |
| 8/16/2022 | <0.002 | |
| 2/15/2023 | <0.002 | |
| 8/14/2023 | <0.002 | |
| 2/20/2024 | <0.002 | |
| 8/6/2024 | <0.002 | |
| 2/17/2025 | <0.002 | |
| 8/18/2025 | <0.002 | |
| 1/21/2026 | | <0.002 |

ND substitution: RL or RL/2 if <15% NDs.

# Prediction Limit

Constituent: Copper (mg/L) Analysis Run 3/31/2026 6:17 AM View: Appendix I

Plant Wansley Client: Southern Company Data: Wansley Landfill

| | GWC-13 | GWC-13 |
|---|---|---|
| 9/13/2011 | <0.002 | |
| 10/28/2011 | <0.002 | |
| 12/4/2011 | <0.002 | |
| 1/24/2012 | <0.002 | |
| 7/11/2012 | <0.002 | |
| 1/8/2013 | <0.002 | |
| 7/10/2013 | <0.002 | |
| 1/21/2014 | <0.002 | |
| 7/1/2014 | <0.002 | |
| 1/21/2015 | <0.002 | |
| 7/28/2015 | <0.002 | |
| 1/27/2016 | 0.0021 (J) | |
| 7/26/2016 | <0.002 | |
| 1/31/2017 | <0.002 | |
| 8/4/2017 | <0.002 | |
| 1/25/2018 | <0.002 | |
| 6/20/2018 | <0.002 | |
| 1/22/2019 | <0.002 | |
| 6/25/2019 | <0.002 | |
| 9/12/2019 | <0.002 | |
| 3/12/2020 | <0.002 | |
| 9/10/2020 | <0.002 | |
| 3/17/2021 | 0.00064 (J) | |
| 8/23/2021 | <0.002 | |
| 3/8/2022 | <0.002 | |
| 8/15/2022 | <0.002 | |
| 2/21/2023 | <0.002 | |
| 8/16/2023 | <0.002 | |
| 2/19/2024 | <0.002 | |
| 8/5/2024 | <0.002 | |
| 2/18/2025 | <0.002 | |
| 8/19/2025 | <0.002 | |
| 1/21/2026 | | <0.002 |

ND substitution: RL or RL/2 if <15% NDs.

# Prediction Limit

Constituent: Copper (mg/L) Analysis Run 3/31/2026 6:17 AM View: Appendix I

Plant Wansley Client: Southern Company Data: Wansley Landfill

| | GWC-14 | GWC-14 |
|---|---|---|
| 9/13/2011 | <0.002 | |
| 10/27/2011 | <0.002 | |
| 12/3/2011 | <0.002 | |
| 1/24/2012 | <0.002 | |
| 7/11/2012 | <0.002 | |
| 1/8/2013 | <0.002 | |
| 7/10/2013 | <0.002 | |
| 1/21/2014 | <0.002 | |
| 7/1/2014 | 0.0014 (J) | |
| 1/14/2015 | <0.002 | |
| 7/22/2015 | <0.002 | |
| 1/27/2016 | 0.0068 (O) | |
| 7/26/2016 | <0.002 | |
| 2/1/2017 | <0.002 | |
| 8/7/2017 | <0.002 | |
| 1/25/2018 | <0.002 | |
| 6/20/2018 | <0.002 | |
| 1/22/2019 | <0.002 | |
| 6/25/2019 | 0.0008 (J) | |
| 9/12/2019 | 0.0017 (J) | |
| 3/17/2020 | <0.002 | |
| 9/10/2020 | <0.002 | |
| 3/17/2021 | <0.002 | |
| 8/23/2021 | <0.002 | |
| 3/7/2022 | <0.002 | |
| 8/16/2022 | <0.002 | |
| 2/17/2023 | <0.002 | |
| 8/14/2023 | <0.002 | |
| 2/19/2024 | <0.002 | |
| 8/6/2024 | <0.002 | |
| 2/17/2025 | <0.002 | |
| 8/19/2025 | 0.00077 (J) | |
| 1/20/2026 | | <0.002 |

ND substitution: RL or RL/2 if <15% NDs.

# Prediction Limit

Constituent: Copper (mg/L) Analysis Run 3/31/2026 6:17 AM View: Appendix I

Plant Wansley Client: Southern Company Data: Wansley Landfill

| | GWC-15 | GWC-15 |
|---|---|---|
| 9/16/2011 | <0.002 | |
| 10/27/2011 | <0.002 | |
| 12/3/2011 | <0.002 | |
| 2/9/2012 | <0.002 | |
| 7/11/2012 | <0.002 | |
| 1/8/2013 | <0.002 | |
| 7/2/2013 | <0.002 | |
| 1/21/2014 | <0.002 | |
| 6/24/2014 | <0.002 | |
| 1/14/2015 | <0.002 | |
| 7/22/2015 | <0.002 | |
| 1/27/2016 | <0.002 | |
| 7/26/2016 | <0.002 | |
| 2/1/2017 | <0.002 | |
| 8/4/2017 | <0.002 | |
| 1/25/2018 | <0.002 | |
| 6/20/2018 | <0.002 | |
| 1/22/2019 | 0.003 | |
| 6/25/2019 | <0.002 | |
| 9/17/2019 | <0.002 | |
| 3/16/2020 | <0.002 | |
| 9/10/2020 | <0.002 | |
| 3/18/2021 | <0.002 | |
| 8/24/2021 | <0.002 | |
| 3/7/2022 | <0.002 | |
| 8/16/2022 | <0.002 | |
| 2/21/2023 | <0.002 | |
| 8/14/2023 | <0.002 | |
| 2/21/2024 | <0.002 | |
| 8/6/2024 | <0.002 | |
| 2/18/2025 | <0.002 | |
| 8/18/2025 | <0.002 | |
| 1/21/2026 | | <0.002 |

ND substitution: RL or RL/2 if <15% NDs.

# Prediction Limit

Constituent: Copper (mg/L) Analysis Run 3/31/2026 6:17 AM View: Appendix I

Plant Wansley Client: Southern Company Data: Wansley Landfill

| | GWC-16 | GWC-16 |
|---|---|---|
| 8/30/2011 | <0.002 | |
| 10/26/2011 | <0.002 | |
| 12/3/2011 | <0.002 | |
| 1/25/2012 | <0.002 | |
| 7/11/2012 | <0.002 | |
| 1/8/2013 | <0.002 | |
| 7/2/2013 | <0.002 | |
| 1/14/2014 | <0.002 | |
| 6/25/2014 | <0.002 | |
| 1/13/2015 | <0.002 | |
| 7/22/2015 | <0.002 | |
| 1/27/2016 | <0.002 | |
| 7/27/2016 | <0.002 | |
| 2/1/2017 | <0.002 | |
| 8/7/2017 | <0.002 | |
| 1/25/2018 | <0.002 | |
| 6/20/2018 | <0.002 | |
| 1/25/2019 | <0.002 | |
| 6/25/2019 | <0.002 | |
| 9/11/2019 | 0.00065 (J) | |
| 3/17/2020 | <0.002 | |
| 9/11/2020 | <0.002 | |
| 3/17/2021 | <0.002 | |
| 8/20/2021 | <0.002 | |
| 3/8/2022 | <0.002 | |
| 8/16/2022 | <0.002 | |
| 2/20/2023 | <0.002 | |
| 8/14/2023 | <0.002 | |
| 2/21/2024 | <0.002 | |
| 8/5/2024 | <0.002 | |
| 2/11/2025 | <0.002 | |
| 8/15/2025 | <0.002 | |
| 1/21/2026 | | <0.002 |

ND substitution: RL or RL/2 if <15% NDs.

# Prediction Limit

Constituent: Copper (mg/L) Analysis Run 3/31/2026 6:17 AM View: Appendix I

Plant Wansley Client: Southern Company Data: Wansley Landfill

| | GWC-17 | GWC-17 |
|---|---|---|
| 8/30/2011 | <0.002 | |
| 10/26/2011 | <0.002 | |
| 12/3/2011 | <0.002 | |
| 1/25/2012 | <0.002 | |
| 7/11/2012 | <0.002 | |
| 1/8/2013 | <0.002 | |
| 7/16/2013 | <0.002 | |
| 1/14/2014 | <0.002 | |
| 6/25/2014 | <0.002 | |
| 1/14/2015 | <0.002 | |
| 7/28/2015 | 0.00081 (J) | |
| 1/27/2016 | <0.002 | |
| 7/27/2016 | <0.002 | |
| 2/1/2017 | <0.002 | |
| 8/7/2017 | <0.002 | |
| 1/25/2018 | <0.002 | |
| 6/26/2018 | <0.002 | |
| 1/24/2019 | <0.002 | |
| 6/25/2019 | <0.002 | |
| 9/11/2019 | 0.00066 (J) | |
| 3/17/2020 | <0.002 | |
| 9/14/2020 | <0.002 | |
| 3/16/2021 | <0.002 | |
| 8/20/2021 | <0.002 | |
| 3/8/2022 | <0.002 | |
| 8/11/2022 | <0.002 | |
| 2/20/2023 | <0.002 | |
| 8/10/2023 | <0.002 | |
| 2/20/2024 | <0.002 | |
| 8/7/2024 | <0.002 | |
| 2/13/2025 | <0.002 | |
| 8/13/2025 | <0.002 | |
| 1/21/2026 | | <0.002 |

ND substitution: RL or RL/2 if <15% NDs.

# Prediction Limit

Constituent: Copper (mg/L) Analysis Run 3/31/2026 6:17 AM View: Appendix I

Plant Wansley Client: Southern Company Data: Wansley Landfill

| | GWC-19 | GWC-19 |
|---|---|---|
| 8/30/2011 | <0.002 | |
| 10/26/2011 | <0.002 | |
| 12/3/2011 | <0.002 | |
| 2/8/2012 | <0.002 | |
| 7/11/2012 | <0.002 | |
| 1/8/2013 | <0.002 | |
| 7/16/2013 | <0.002 | |
| 1/21/2014 | <0.002 | |
| 6/24/2014 | <0.002 | |
| 1/13/2015 | <0.002 | |
| 7/23/2015 | <0.002 | |
| 1/27/2016 | <0.002 | |
| 7/25/2016 | <0.002 | |
| 2/2/2017 | <0.002 | |
| 8/7/2017 | <0.002 | |
| 1/25/2018 | <0.002 | |
| 6/21/2018 | <0.002 | |
| 1/28/2019 | <0.002 | |
| 6/26/2019 | <0.002 | |
| 9/12/2019 | <0.002 | |
| 3/18/2020 | <0.002 | |
| 9/15/2020 | <0.002 | |
| 3/17/2021 | <0.002 | |
| 8/24/2021 | 0.00094 (J) | |
| 3/8/2022 | <0.002 | |
| 8/11/2022 | <0.002 | |
| 2/21/2023 | <0.002 | |
| 8/9/2023 | <0.002 | |
| 2/21/2024 | <0.002 | |
| 8/6/2024 | <0.002 | |
| 2/14/2025 | <0.002 | |
| 8/13/2025 | <0.002 | |
| 1/21/2026 | | <0.002 |

ND substitution: RL or RL/2 if <15% NDs.

# Prediction Limit

Constituent: Copper (mg/L) Analysis Run 3/31/2026 6:17 AM View: Appendix I

Plant Wansley Client: Southern Company Data: Wansley Landfill

| | GWC-20 | GWC-20 |
|---|---|---|
| 8/31/2011 | <0.002 | |
| 10/27/2011 | <0.002 | |
| 12/4/2011 | <0.002 | |
| 2/8/2012 | <0.002 | |
| 7/11/2012 | <0.002 | |
| 1/8/2013 | <0.002 | |
| 7/16/2013 | <0.002 | |
| 1/21/2014 | <0.002 | |
| 6/24/2014 | <0.002 | |
| 1/13/2015 | <0.002 | |
| 7/23/2015 | <0.002 | |
| 1/27/2016 | <0.002 | |
| 7/25/2016 | <0.002 | |
| 2/2/2017 | <0.002 | |
| 8/7/2017 | 0.0054 (O) | |
| 1/26/2018 | 0.0025 | |
| 6/21/2018 | <0.002 | |
| 1/28/2019 | <0.002 | |
| 6/25/2019 | <0.002 | |
| 9/11/2019 | 0.00085 (J) | |
| 3/18/2020 | <0.002 | |
| 9/15/2020 | <0.002 | |
| 3/16/2021 | <0.002 | |
| 8/24/2021 | <0.002 | |
| 3/7/2022 | <0.002 | |
| 8/16/2022 | <0.002 | |
| 2/22/2023 | <0.002 | |
| 8/9/2023 | <0.002 | |
| 2/20/2024 | <0.002 | |
| 8/2/2024 | <0.002 | |
| 2/14/2025 | 0.0014 (J) | |
| 8/12/2025 | <0.002 | |
| 1/21/2026 | | <0.002 |

ND substitution: RL or RL/2 if <15% NDs.

# Prediction Limit

Constituent: Copper (mg/L) Analysis Run 3/31/2026 6:17 AM View: Appendix I

Plant Wansley Client: Southern Company Data: Wansley Landfill

| | GWC-21 | GWC-21 |
|---|---|---|
| 8/31/2011 | <0.002 | |
| 10/27/2011 | <0.002 | |
| 12/4/2011 | <0.002 | |
| 2/8/2012 | <0.002 | |
| 7/17/2012 | <0.002 | |
| 1/9/2013 | <0.002 | |
| 7/16/2013 | <0.002 | |
| 1/21/2014 | <0.002 | |
| 6/24/2014 | <0.002 | |
| 1/13/2015 | <0.002 | |
| 7/23/2015 | <0.002 | |
| 1/26/2016 | <0.002 | |
| 7/26/2016 | <0.002 | |
| 2/2/2017 | <0.002 | |
| 8/7/2017 | <0.002 | |
| 1/26/2018 | <0.002 | |
| 6/20/2018 | <0.002 | |
| 1/24/2019 | <0.002 | |
| 6/25/2019 | <0.002 | |
| 9/11/2019 | <0.002 | |
| 3/18/2020 | <0.002 | |
| 9/15/2020 | <0.002 | |
| 3/16/2021 | 0.0012 (J) | |
| 8/19/2021 | <0.002 | |
| 3/7/2022 | <0.002 | |
| 8/16/2022 | <0.002 | |
| 2/21/2023 | <0.002 | |
| 8/9/2023 | <0.002 | |
| 2/19/2024 | <0.002 | |
| 7/30/2024 | <0.002 | |
| 2/11/2025 | <0.002 | |
| 8/12/2025 | <0.002 | |
| 1/20/2026 | | <0.002 |

ND substitution: RL or RL/2 if <15% NDs.

# Prediction Limit

Constituent: Copper (mg/L) Analysis Run 3/31/2026 6:17 AM View: Appendix I

Plant Wansley Client: Southern Company Data: Wansley Landfill

| | GWC-22 | GWC-22 |
|---|---|---|
| 9/15/2011 | <0.002 | |
| 10/29/2011 | <0.002 | |
| 12/13/2011 | <0.002 | |
| 1/25/2012 | <0.002 | |
| 7/18/2012 | <0.002 | |
| 1/22/2013 | <0.002 | |
| 7/16/2013 | <0.002 | |
| 1/21/2014 | <0.002 | |
| 6/25/2014 | <0.002 | |
| 1/14/2015 | <0.002 | |
| 7/23/2015 | <0.002 | |
| 1/26/2016 | <0.002 | |
| 7/26/2016 | <0.002 | |
| 2/3/2017 | <0.002 | |
| 8/8/2017 | <0.002 | |
| 1/25/2018 | <0.002 | |
| 6/20/2018 | <0.002 | |
| 1/24/2019 | <0.002 | |
| 6/25/2019 | <0.002 | |
| 9/10/2019 | 0.001 (J) | |
| 3/18/2020 | <0.002 | |
| 9/10/2020 | <0.002 | |
| 3/15/2021 | <0.002 | |
| 8/19/2021 | <0.002 | |
| 3/8/2022 | 0.0024 | |
| 8/17/2022 | <0.002 | |
| 2/14/2023 | <0.002 | |
| 8/14/2023 | <0.002 | |
| 2/14/2024 | <0.002 | |
| 8/6/2024 | <0.002 | |
| 2/11/2025 | <0.002 | |
| 8/12/2025 | <0.002 | |
| 1/20/2026 | | <0.002 |

ND substitution: RL or RL/2 if <15% NDs.

# Prediction Limit

Constituent: Copper (mg/L) Analysis Run 3/31/2026 6:17 AM View: Appendix I

Plant Wansley Client: Southern Company Data: Wansley Landfill

| | GWC-23 | GWC-23 |
|---|---|---|
| 9/16/2011 | <0.002 | |
| 10/29/2011 | <0.002 | |
| 12/13/2011 | <0.002 | |
| 1/31/2012 | <0.002 | |
| 7/18/2012 | <0.002 | |
| 1/22/2013 | <0.002 | |
| 7/23/2013 | <0.002 | |
| 1/22/2014 | <0.002 | |
| 7/1/2014 | 0.0015 (J) | |
| 1/22/2015 | <0.002 | |
| 7/29/2015 | 0.0012 (J) | |
| 1/21/2016 | <0.002 | |
| 7/27/2016 | <0.002 | |
| 2/3/2017 | <0.002 | |
| 8/8/2017 | <0.002 | |
| 1/25/2018 | <0.002 | |
| 6/20/2018 | <0.002 | |
| 1/25/2019 | <0.002 | |
| 6/26/2019 | <0.002 | |
| 9/12/2019 | 0.00068 (J) | |
| 3/18/2020 | <0.002 | |
| 9/10/2020 | <0.002 | |
| 3/18/2021 | 0.00066 (J) | |
| 8/23/2021 | 0.0011 (J) | |
| 3/9/2022 | <0.002 | |
| 8/16/2022 | <0.002 | |
| 2/21/2023 | <0.002 | |
| 8/15/2023 | <0.002 | |
| 2/19/2024 | <0.002 | |
| 7/30/2024 | <0.002 | |
| 2/11/2025 | <0.002 | |
| 8/12/2025 | <0.002 | |
| 1/22/2026 | | <0.002 |

ND substitution: RL or RL/2 if <15% NDs.

# Prediction Limit

Constituent: Copper (mg/L) Analysis Run 3/31/2026 6:17 AM View: Appendix I

Plant Wansley Client: Southern Company Data: Wansley Landfill

| | GWC-24 | GWC-24 |
|---|---|---|
| 7/8/2014 | <0.002 | |
| 7/31/2015 | 0.0028 (J) | |
| 1/20/2016 | 0.0012 (J) | |
| 7/27/2016 | <0.002 | |
| 2/3/2017 | <0.002 | |
| 8/8/2017 | <0.002 | |
| 1/25/2018 | <0.002 | |
| 6/27/2018 | <0.002 | |
| 1/31/2019 | 0.00063 (J) | |
| 6/26/2019 | 0.00094 (J) | |
| 9/11/2019 | 0.0013 (J) | |
| 3/12/2020 | 0.0012 (J) | |
| 9/15/2020 | 0.0023 | |
| 3/18/2021 | 0.0022 | |
| 8/19/2021 | 0.001 (J) | |
| 3/10/2022 | <0.002 | |
| 8/18/2022 | <0.002 | |
| 2/16/2023 | <0.002 | |
| 8/16/2023 | <0.002 | |
| 2/22/2024 | <0.002 | |
| 8/6/2024 | <0.002 | |
| 2/14/2025 | <0.002 | |
| 8/14/2025 | <0.002 | |
| 1/21/2026 | | <0.002 |

ND substitution: RL or RL/2 if <15% NDs.

# Prediction Limit

Constituent: Copper (mg/L) Analysis Run 3/31/2026 6:17 AM View: Appendix I

Plant Wansley Client: Southern Company Data: Wansley Landfill

| | GWC-25 | GWC-25 |
|---|---|---|
| 9/17/2011 | <0.002 | |
| 10/31/2011 | <0.002 | |
| 12/14/2011 | <0.002 | |
| 2/7/2012 | <0.002 | |
| 7/17/2012 | <0.002 | |
| 7/24/2013 | <0.002 | |
| 1/23/2014 | 0.0034 (J) | |
| 7/8/2014 | 0.0017 (J) | |
| 1/21/2015 | <0.002 | |
| 7/30/2015 | 0.0028 (J) | |
| 1/21/2016 | 0.0029 (J) | |
| 7/27/2016 | <0.002 | |
| 1/24/2017 | <0.002 | |
| 8/3/2017 | <0.002 | |
| 1/25/2018 | <0.002 | |
| 6/27/2018 | <0.002 | |
| 1/24/2019 | 0.003 | |
| 6/25/2019 | 0.0029 | |
| 9/11/2019 | 0.0072 (O) | |
| 1/14/2020 | 0.0025 | |
| 3/12/2020 | 0.0022 | |
| 9/14/2020 | 0.0034 | |
| 3/17/2021 | 0.0018 (J) | |
| 8/19/2021 | 0.0016 (J) | |
| 3/8/2022 | <0.002 | |
| 8/10/2022 | <0.002 | |
| 2/21/2023 | <0.002 | |
| 8/15/2023 | 0.0014 (J) | |
| 2/21/2024 | <0.002 | |
| 8/1/2024 | <0.002 | |
| 2/14/2025 | <0.002 | |
| 8/13/2025 | <0.002 | |
| 1/21/2026 | | <0.002 |

ND substitution: RL or RL/2 if <15% NDs.

# Prediction Limit

Constituent: Copper (mg/L) Analysis Run 3/31/2026 6:17 AM View: Appendix I

Plant Wansley Client: Southern Company Data: Wansley Landfill

| | GWC-26 | GWC-26 |
|---|---|---|
| 9/17/2011 | <0.002 | |
| 10/29/2011 | <0.002 | |
| 12/14/2011 | <0.002 | |
| 2/7/2012 | <0.002 | |
| 7/17/2012 | <0.002 | |
| 1/24/2013 | <0.002 | |
| 7/24/2013 | <0.002 | |
| 1/23/2014 | 0.0027 (J) | |
| 7/8/2014 | <0.002 | |
| 1/21/2015 | <0.002 | |
| 7/31/2015 | 0.0024 (J) | |
| 1/25/2016 | <0.002 | |
| 7/26/2016 | <0.002 | |
| 1/19/2017 | <0.002 | |
| 8/3/2017 | <0.002 | |
| 1/22/2018 | <0.002 | |
| 6/27/2018 | <0.002 | |
| 1/24/2019 | 0.0017 (J) | |
| 6/25/2019 | 0.002 | |
| 9/12/2019 | 0.001 (J) | |
| 3/13/2020 | 0.00078 (J) | |
| 9/15/2020 | <0.002 | |
| 3/17/2021 | <0.002 | |
| 8/19/2021 | 0.0011 (J) | |
| 3/9/2022 | <0.002 | |
| 8/10/2022 | <0.002 | |
| 2/21/2023 | <0.002 | |
| 8/16/2023 | <0.002 | |
| 2/20/2024 | <0.002 | |
| 8/2/2024 | <0.002 | |
| 2/13/2025 | <0.002 | |
| 8/13/2025 | <0.002 | |
| 1/22/2026 | | <0.002 |

ND substitution: RL or RL/2 if <15% NDs.

# Prediction Limit

Constituent: Copper (mg/L) Analysis Run 3/31/2026 6:17 AM View: Appendix I

Plant Wansley Client: Southern Company Data: Wansley Landfill

| | GWC-27 | GWC-27 |
|---|---|---|
| 9/17/2011 | <0.002 | |
| 10/29/2011 | <0.002 | |
| 12/14/2011 | <0.002 | |
| 1/25/2012 | <0.002 | |
| 7/17/2012 | <0.002 | |
| 1/24/2013 | <0.002 | |
| 7/24/2013 | <0.002 | |
| 1/23/2014 | <0.002 | |
| 7/8/2014 | <0.002 | |
| 1/21/2015 | <0.002 | |
| 7/30/2015 | 0.002 (J) | |
| 1/22/2016 | 0.0038 (JO) | |
| 7/26/2016 | <0.002 | |
| 1/20/2017 | <0.002 | |
| 8/3/2017 | <0.002 | |
| 1/19/2018 | <0.002 | |
| 6/27/2018 | <0.002 | |
| 1/24/2019 | <0.002 | |
| 6/26/2019 | <0.002 | |
| 9/12/2019 | 0.0011 (J) | |
| 3/12/2020 | <0.002 | |
| 9/9/2020 | <0.002 | |
| 3/18/2021 | 0.00066 (J) | |
| 8/23/2021 | <0.002 | |
| 3/8/2022 | <0.002 | |
| 8/10/2022 | <0.002 | |
| 2/20/2023 | <0.002 | |
| 8/15/2023 | <0.002 | |
| 2/20/2024 | <0.002 | |
| 7/30/2024 | <0.002 | |
| 2/11/2025 | <0.002 | |
| 8/13/2025 | <0.002 | |
| 1/21/2026 | | <0.002 |

ND substitution: RL or RL/2 if <15% NDs.

# Prediction Limit

Constituent: Copper (mg/L) Analysis Run 3/31/2026 6:17 AM View: Appendix I

Plant Wansley Client: Southern Company Data: Wansley Landfill

| | GWC-31 | GWC-31 |
|---|---|---|
| 9/17/2011 | <0.002 | |
| 10/31/2011 | <0.002 | |
| 2/7/2012 | <0.002 | |
| 1/23/2013 | <0.002 | |
| 1/23/2014 | 0.0018 (J) | |
| 7/1/2014 | 0.0048 (J) | |
| 1/21/2015 | <0.002 | |
| 1/25/2016 | <0.002 | |
| 7/27/2016 | 0.0043 | |
| 1/25/2017 | <0.002 | |
| 8/4/2017 | 0.003 | |
| 1/23/2018 | 0.0022 (J) | |
| 6/27/2018 | 0.0036 | |
| 1/31/2019 | 0.00064 (J) | |
| 6/26/2019 | 0.0019 (J) | |
| 9/11/2019 | 0.0063 | |
| 1/14/2020 | 0.005 | |
| 3/17/2020 | 0.0014 (J) | |
| 9/11/2020 | 0.0013 (J) | |
| 3/16/2021 | 0.0029 | |
| 8/25/2021 | 0.0019 (J) | |
| 3/10/2022 | <0.002 | |
| 8/16/2022 | 0.0053 | |
| 2/22/2023 | <0.002 | |
| 8/16/2023 | 0.004 | |
| 2/21/2024 | 0.0013 (J) | |
| 8/2/2024 | 0.0035 | |
| 2/18/2025 | 0.0011 (J) | |
| 8/15/2025 | <0.002 | |
| 2/11/2026 | | 0.0009 (J) |

ND substitution: RL or RL/2 if <15% NDs.

# Prediction Limit

Constituent: Copper (mg/L) Analysis Run 3/31/2026 6:17 AM View: Appendix I

Plant Wansley Client: Southern Company Data: Wansley Landfill

| | GWC-33 | GWC-33 |
|---|---|---|
| 9/16/2011 | <0.002 | |
| 10/30/2011 | <0.002 | |
| 12/13/2011 | <0.002 | |
| 2/1/2012 | <0.002 | |
| 7/17/2012 | <0.002 | |
| 1/23/2013 | <0.002 | |
| 7/17/2013 | <0.002 | |
| 1/23/2014 | <0.002 | |
| 1/20/2015 | <0.002 | |
| 7/29/2015 | 0.0012 (J) | |
| 1/25/2016 | <0.002 | |
| 7/22/2016 | <0.002 | |
| 1/25/2017 | <0.002 | |
| 8/4/2017 | <0.002 | |
| 1/23/2018 | <0.002 | |
| 6/26/2018 | <0.002 | |
| 1/30/2019 | <0.002 | |
| 6/26/2019 | <0.002 | |
| 9/12/2019 | <0.002 | |
| 3/12/2020 | <0.002 | |
| 9/16/2020 | 0.00079 (J) | |
| 3/18/2021 | <0.002 | |
| 8/24/2021 | <0.002 | |
| 3/9/2022 | <0.002 | |
| 8/15/2022 | <0.002 | |
| 2/20/2023 | <0.002 | |
| 8/15/2023 | <0.002 | |
| 2/20/2024 | <0.002 | |
| 7/31/2024 | <0.002 | |
| 2/19/2025 | <0.002 | |
| 8/19/2025 | <0.002 | |
| 1/22/2026 | | <0.002 |

ND substitution: RL or RL/2 if <15% NDs.

# Prediction Limit

Constituent: Copper (mg/L) Analysis Run 3/31/2026 6:17 AM View: Appendix I

Plant Wansley Client: Southern Company Data: Wansley Landfill

| | GWC-34 | GWC-34 |
|---|---|---|
| 9/16/2011 | <0.002 | |
| 10/31/2011 | <0.002 | |
| 12/12/2011 | <0.002 | |
| 2/1/2012 | <0.002 | |
| 7/16/2012 | <0.002 | |
| 1/22/2013 | <0.002 | |
| 7/17/2013 | <0.002 | |
| 1/23/2014 | <0.002 | |
| 6/25/2014 | <0.002 | |
| 1/14/2015 | <0.002 | |
| 7/29/2015 | <0.002 | |
| 1/21/2016 | <0.002 | |
| 7/21/2016 | <0.002 | |
| 1/25/2017 | <0.002 | |
| 8/3/2017 | <0.002 | |
| 1/23/2018 | <0.002 | |
| 6/20/2018 | <0.002 | |
| 1/28/2019 | <0.002 | |
| 6/26/2019 | <0.002 | |
| 9/11/2019 | 0.0013 (J) | |
| 3/11/2020 | <0.002 | |
| 9/11/2020 | <0.002 | |
| 3/16/2021 | <0.002 | |
| 8/24/2021 | <0.002 | |
| 3/2/2022 | <0.002 | |
| 8/10/2022 | <0.002 | |
| 2/20/2023 | <0.002 | |
| 8/16/2023 | <0.002 | |
| 2/22/2024 | 0.0023 | |
| 8/5/2024 | <0.002 | |
| 2/13/2025 | <0.002 | |
| 8/14/2025 | <0.002 | |
| 1/22/2026 | | <0.002 |

ND substitution: RL or RL/2 if <15% NDs.

# Prediction Limit

Constituent: Copper (mg/L) Analysis Run 3/31/2026 6:17 AM View: Appendix I

Plant Wansley Client: Southern Company Data: Wansley Landfill

| | GWC-35 | GWC-35 |
|---|---|---|
| 9/16/2011 | <0.002 | |
| 10/31/2011 | <0.002 | |
| 12/12/2011 | <0.002 | |
| 2/1/2012 | <0.002 | |
| 7/16/2012 | <0.002 | |
| 1/22/2013 | <0.002 | |
| 7/2/2013 | <0.002 | |
| 1/21/2014 | 0.0017 (J) | |
| 6/25/2014 | 0.00087 (J) | |
| 1/14/2015 | <0.002 | |
| 7/28/2015 | 0.0008 (J) | |
| 1/21/2016 | 0.00095 (J) | |
| 7/21/2016 | <0.002 | |
| 1/26/2017 | <0.002 | |
| 8/3/2017 | <0.002 | |
| 1/23/2018 | <0.002 | |
| 6/19/2018 | <0.002 | |
| 1/21/2019 | <0.002 | |
| 6/26/2019 | <0.002 | |
| 9/12/2019 | <0.002 | |
| 3/11/2020 | 0.00072 (J) | |
| 9/11/2020 | <0.002 | |
| 3/16/2021 | <0.002 | |
| 8/18/2021 | <0.002 | |
| 3/2/2022 | <0.002 | |
| 8/15/2022 | <0.002 | |
| 2/20/2023 | <0.002 | |
| 8/16/2023 | <0.002 | |
| 2/22/2024 | <0.002 | |
| 8/5/2024 | <0.002 | |
| 2/18/2025 | <0.002 | |
| 8/14/2025 | <0.002 | |
| 1/22/2026 | | <0.002 |

ND substitution: RL or RL/2 if <15% NDs.

# Prediction Limit

Constituent: Lead (mg/L) Analysis Run 3/31/2026 6:17 AM View: Appendix I

Plant Wansley Client: Southern Company Data: Wansley Landfill

| | GWA-1 | GWA-1 |
|---|---|---|
| 9/16/2011 | <0.001 | |
| 10/27/2011 | <0.001 | |
| 12/13/2011 | <0.001 | |
| 1/31/2012 | <0.001 | |
| 7/18/2012 | <0.001 | |
| 1/24/2013 | <0.001 | |
| 7/17/2013 | <0.001 | |
| 1/21/2014 | <0.001 | |
| 6/25/2014 | <0.001 | |
| 1/14/2015 | <0.001 | |
| 7/21/2015 | <0.001 | |
| 1/21/2016 | <0.001 | |
| 3/23/2016 | <0.001 | |
| 5/20/2016 | <0.001 | |
| 7/21/2016 | <0.001 | |
| 9/15/2016 | <0.001 | |
| 11/11/2016 | <0.001 | |
| 1/19/2017 | <0.001 | |
| 3/16/2017 | <0.001 | |
| 4/28/2017 | <0.001 | |
| 8/3/2017 | <0.001 | |
| 1/19/2018 | <0.001 | |
| 6/19/2018 | <0.001 | |
| 1/17/2019 | <0.001 | |
| 6/24/2019 | <0.001 | |
| 9/9/2019 | <0.001 | |
| 3/10/2020 | <0.001 | |
| 9/9/2020 | <0.001 | |
| 3/15/2021 | <0.001 | |
| 8/16/2021 | <0.001 | |
| 2/28/2022 | <0.001 | |
| 8/9/2022 | <0.001 | |
| 2/14/2023 | <0.001 | |
| 8/9/2023 | <0.001 | |
| 2/13/2024 | <0.001 | |
| 7/30/2024 | 0.00021 (J) | |
| 2/11/2025 | <0.001 | |
| 8/12/2025 | <0.001 | |
| 1/20/2026 | | <0.001 |

ND substitution: RL or RL/2 if <15% NDs.

# Prediction Limit

Constituent: Lead (mg/L) Analysis Run 3/31/2026 6:17 AM View: Appendix I

Plant Wansley Client: Southern Company Data: Wansley Landfill

| | GWA-2 | GWA-2 |
|---|---|---|
| 9/17/2011 | <0.001 | |
| 10/27/2011 | <0.001 | |
| 12/14/2011 | <0.001 | |
| 2/7/2012 | <0.001 | |
| 7/23/2012 | <0.001 | |
| 1/23/2013 | <0.001 | |
| 7/24/2013 | <0.001 | |
| 1/22/2014 | <0.001 | |
| 7/1/2014 | <0.001 | |
| 1/22/2015 | <0.001 | |
| 7/22/2015 | <0.001 | |
| 1/20/2016 | <0.001 | |
| 3/23/2016 | <0.001 | |
| 5/24/2016 | <0.001 | |
| 7/26/2016 | <0.001 | |
| 9/16/2016 | <0.001 | |
| 11/10/2016 | <0.001 | |
| 1/19/2017 | <0.001 | |
| 3/17/2017 | <0.001 | |
| 4/28/2017 | <0.001 | |
| 8/2/2017 | <0.001 | |
| 1/19/2018 | <0.001 | |
| 6/19/2018 | <0.001 | |
| 1/17/2019 | <0.001 | |
| 6/24/2019 | <0.001 | |
| 9/10/2019 | 0.00014 (J) | |
| 3/10/2020 | <0.001 | |
| 9/10/2020 | <0.001 | |
| 3/15/2021 | <0.001 | |
| 8/18/2021 | <0.001 | |
| 3/1/2022 | <0.001 | |
| 8/9/2022 | 0.0002 (J) | |
| 2/14/2023 | <0.001 | |
| 8/9/2023 | <0.001 | |
| 2/14/2024 | 0.0012 | |
| 7/30/2024 | <0.001 | |
| 2/11/2025 | <0.001 | |
| 8/12/2025 | <0.001 | |
| 1/20/2026 | | <0.001 |

ND substitution: RL or RL/2 if <15% NDs.

# Prediction Limit

Constituent: Lead (mg/L) Analysis Run 3/31/2026 6:17 AM View: Appendix I

Plant Wansley Client: Southern Company Data: Wansley Landfill

| | GWA-3 | GWA-3 |
|---|---|---|
| 8/31/2011 | <0.001 | |
| 6/25/2014 | <0.001 | |
| 7/21/2015 | <0.001 | |
| 3/31/2016 | <0.001 | |
| 5/25/2016 | <0.001 | |
| 7/27/2016 | <0.001 | |
| 8/1/2017 | <0.001 | |
| 10/3/2017 | <0.001 | |
| 6/20/2018 | <0.001 | |
| 1/18/2019 | 0.00011 (J) | |
| 6/25/2019 | <0.001 | |
| 9/11/2019 | 0.00017 (J) | |
| 3/10/2020 | 0.002 | |
| 9/9/2020 | 0.00014 (J) | |
| 3/15/2021 | <0.001 | |
| 8/18/2021 | <0.001 | |
| 3/1/2022 | <0.001 | |
| 8/9/2022 | <0.001 | |
| 2/14/2023 | <0.001 | |
| 8/8/2023 | <0.001 | |
| 7/31/2024 | <0.001 | |
| 8/13/2025 | <0.001 | |
| 1/21/2026 | | <0.001 |

ND substitution: RL or RL/2 if <15% NDs.

# Prediction Limit

Constituent: Lead (mg/L) Analysis Run 3/31/2026 6:17 AM View: Appendix I

Plant Wansley Client: Southern Company Data: Wansley Landfill

| | GWA-4 | GWA-4 |
|---|---|---|
| 8/31/2011 | <0.001 | |
| 10/27/2011 | <0.001 | |
| 12/14/2011 | <0.001 | |
| 2/1/2012 | <0.001 | |
| 7/23/2012 | <0.001 | |
| 1/23/2013 | <0.001 | |
| 7/17/2013 | <0.001 | |
| 1/15/2014 | <0.001 | |
| 6/25/2014 | <0.001 | |
| 1/14/2015 | <0.001 | |
| 7/21/2015 | <0.001 | |
| 1/20/2016 | <0.001 | |
| 3/23/2016 | <0.001 | |
| 5/19/2016 | <0.001 | |
| 7/21/2016 | <0.001 | |
| 9/14/2016 | <0.001 | |
| 11/10/2016 | <0.001 | |
| 1/17/2017 | <0.001 | |
| 3/16/2017 | <0.001 | |
| 4/27/2017 | <0.001 | |
| 8/2/2017 | <0.001 | |
| 1/22/2018 | <0.001 | |
| 6/19/2018 | <0.001 | |
| 1/17/2019 | <0.001 | |
| 6/24/2019 | <0.001 | |
| 9/10/2019 | <0.001 | |
| 3/10/2020 | <0.001 | |
| 9/9/2020 | <0.001 | |
| 3/15/2021 | <0.001 | |
| 8/18/2021 | 0.00031 (J) | |
| 3/1/2022 | <0.001 | |
| 8/9/2022 | <0.001 | |
| 2/14/2023 | <0.001 | |
| 8/9/2023 | <0.001 | |
| 2/14/2024 | <0.001 | |
| 7/29/2024 | <0.001 | |
| 2/10/2025 | <0.001 | |
| 8/12/2025 | <0.001 | |
| 1/20/2026 | | <0.001 |

ND substitution: RL or RL/2 if <15% NDs.

# Prediction Limit

Constituent: Lead (mg/L) Analysis Run 3/31/2026 6:17 AM View: Appendix I

Plant Wansley Client: Southern Company Data: Wansley Landfill

| | GWA-28 | GWA-28 |
|---|---|---|
| 9/16/2011 | <0.001 | |
| 10/28/2011 | <0.001 | |
| 12/12/2011 | <0.001 | |
| 1/25/2012 | <0.001 | |
| 7/16/2012 | <0.001 | |
| 1/24/2013 | <0.001 | |
| 7/23/2013 | <0.001 | |
| 1/22/2014 | <0.001 | |
| 7/1/2014 | <0.001 | |
| 1/21/2015 | <0.001 | |
| 7/21/2015 | <0.001 | |
| 1/22/2016 | <0.001 | |
| 3/22/2016 | <0.001 | |
| 5/23/2016 | <0.001 | |
| 7/25/2016 | <0.001 | |
| 9/15/2016 | <0.001 | |
| 11/9/2016 | <0.001 | |
| 1/17/2017 | <0.001 | |
| 3/16/2017 | <0.001 | |
| 4/27/2017 | <0.001 | |
| 8/1/2017 | <0.001 | |
| 1/19/2018 | <0.001 | |
| 6/19/2018 | <0.001 | |
| 1/21/2019 | <0.001 | |
| 6/25/2019 | <0.001 | |
| 9/10/2019 | <0.001 | |
| 3/10/2020 | <0.001 | |
| 9/9/2020 | 0.00024 (J) | |
| 3/15/2021 | <0.001 | |
| 8/16/2021 | <0.001 | |
| 3/1/2022 | <0.001 | |
| 8/9/2022 | <0.001 | |
| 2/14/2023 | <0.001 | |
| 8/9/2023 | <0.001 | |
| 2/14/2024 | <0.001 | |
| 7/29/2024 | <0.001 | |
| 2/10/2025 | <0.001 | |
| 8/12/2025 | <0.001 | |
| 1/20/2026 | | <0.001 |

ND substitution: RL or RL/2 if <15% NDs.

# Prediction Limit

Constituent: Lead (mg/L) Analysis Run 3/31/2026 6:17 AM View: Appendix I

Plant Wansley Client: Southern Company Data: Wansley Landfill

| | GWA-29 | GWA-29 |
|---|---|---|
| 9/17/2011 | <0.001 | |
| 10/28/2011 | <0.001 | |
| 12/12/2011 | <0.001 | |
| 1/31/2012 | <0.001 | |
| 7/17/2012 | <0.001 | |
| 1/24/2013 | <0.001 | |
| 7/24/2013 | <0.001 | |
| 1/22/2014 | <0.001 | |
| 7/8/2014 | <0.001 | |
| 1/21/2015 | <0.001 | |
| 7/22/2015 | <0.001 | |
| 1/19/2016 | <0.001 | |
| 3/22/2016 | <0.001 | |
| 5/19/2016 | <0.001 | |
| 7/21/2016 | <0.001 | |
| 1/17/2017 | <0.001 | |
| 3/15/2017 | <0.001 | |
| 4/27/2017 | <0.001 | |
| 7/18/2017 | <0.001 | |
| 8/1/2017 | <0.001 | |
| 1/19/2018 | <0.001 | |
| 6/19/2018 | <0.001 | |
| 1/18/2019 | <0.001 | |
| 6/25/2019 | 0.00029 (J) | |
| 9/10/2019 | 0.00028 (J) | |
| 3/10/2020 | <0.001 | |
| 9/9/2020 | 0.00013 (J) | |
| 3/15/2021 | 0.00013 (J) | |
| 8/18/2021 | 0.00021 (J) | |
| 3/2/2022 | <0.001 | |
| 8/9/2022 | <0.001 | |
| 2/13/2023 | <0.001 | |
| 8/8/2023 | <0.001 | |
| 2/14/2024 | 0.00021 (J) | |
| 7/30/2024 | <0.001 | |
| 2/11/2025 | <0.001 | |
| 8/12/2025 | <0.001 | |
| 1/20/2026 | | <0.001 |

ND substitution: RL or RL/2 if <15% NDs.

# Prediction Limit

Constituent: Lead (mg/L) Analysis Run 3/31/2026 6:17 AM View: Appendix I

Plant Wansley Client: Southern Company Data: Wansley Landfill

| | GWC-5 | GWC-5 |
|---|---|---|
| 8/31/2011 | <0.001 | |
| 10/27/2011 | <0.001 | |
| 12/5/2011 | <0.001 | |
| 1/25/2012 | <0.001 | |
| 7/18/2012 | <0.001 | |
| 1/9/2013 | <0.001 | |
| 7/17/2013 | <0.001 | |
| 1/15/2014 | <0.001 | |
| 6/25/2014 | <0.001 | |
| 1/13/2015 | <0.001 | |
| 7/24/2015 | <0.001 | |
| 1/20/2016 | <0.001 | |
| 3/28/2016 | <0.001 | |
| 5/23/2016 | <0.001 | |
| 7/21/2016 | <0.001 | |
| 9/15/2016 | <0.001 | |
| 11/15/2016 | <0.001 | |
| 1/26/2017 | <0.001 | |
| 3/22/2017 | <0.001 | |
| 5/2/2017 | <0.001 | |
| 8/3/2017 | <0.001 | |
| 1/23/2018 | <0.001 | |
| 6/25/2018 | <0.001 | |
| 1/30/2019 | 0.00014 (J) | |
| 6/26/2019 | <0.001 | |
| 9/12/2019 | <0.001 | |
| 3/16/2020 | <0.001 | |
| 9/9/2020 | <0.001 | |
| 3/17/2021 | <0.001 | |
| 8/19/2021 | <0.001 | |
| 3/2/2022 | <0.001 | |
| 8/11/2022 | <0.001 | |
| 2/20/2023 | <0.001 | |
| 8/14/2023 | <0.001 | |
| 2/14/2024 | <0.001 | |
| 7/31/2024 | <0.001 | |
| 2/14/2025 | <0.001 | |
| 8/18/2025 | <0.001 | |
| 1/21/2026 | | <0.001 |

ND substitution: RL or RL/2 if <15% NDs.

# Prediction Limit

Constituent: Lead (mg/L) Analysis Run 3/31/2026 6:17 AM View: Appendix I

Plant Wansley Client: Southern Company Data: Wansley Landfill

| | GWC-7 | GWC-7 |
|---|---|---|
| 9/7/2011 | <0.001 | |
| 10/30/2011 | <0.001 | |
| 12/5/2011 | <0.001 | |
| 1/25/2012 | <0.001 | |
| 7/18/2012 | <0.001 | |
| 1/7/2013 | <0.001 | |
| 7/9/2013 | <0.001 | |
| 1/14/2014 | <0.001 | |
| 6/24/2014 | <0.001 | |
| 1/20/2015 | <0.001 | |
| 7/27/2015 | <0.001 | |
| 1/26/2016 | <0.001 | |
| 3/29/2016 | <0.001 | |
| 5/24/2016 | <0.001 | |
| 7/22/2016 | <0.001 | |
| 9/15/2016 | <0.001 | |
| 11/16/2016 | <0.001 | |
| 1/26/2017 | <0.001 | |
| 3/22/2017 | <0.001 | |
| 5/2/2017 | <0.001 | |
| 8/4/2017 | <0.001 | |
| 1/23/2018 | <0.001 | |
| 6/25/2018 | <0.001 | |
| 1/21/2019 | <0.001 | |
| 6/25/2019 | <0.001 | |
| 9/10/2019 | <0.001 | |
| 3/12/2020 | <0.001 | |
| 9/14/2020 | <0.001 | |
| 3/16/2021 | <0.001 | |
| 8/19/2021 | <0.001 | |
| 3/2/2022 | <0.001 | |
| 8/11/2022 | <0.001 | |
| 2/21/2023 | 0.00036 (J) | |
| 8/9/2023 | <0.001 | |
| 2/21/2024 | <0.001 | |
| 8/1/2024 | <0.001 | |
| 2/13/2025 | <0.001 | |
| 8/18/2025 | <0.001 | |
| 1/22/2026 | | <0.001 |

ND substitution: RL or RL/2 if <15% NDs.

# Prediction Limit

Constituent: Lead (mg/L) Analysis Run 3/31/2026 6:17 AM View: Appendix I

Plant Wansley Client: Southern Company Data: Wansley Landfill

| | GWC-8 | GWC-8 |
|---|---|---|
| 9/7/2011 | <0.001 | |
| 10/30/2011 | <0.001 | |
| 12/5/2011 | <0.001 | |
| 1/19/2012 | <0.001 | |
| 7/18/2012 | <0.001 | |
| 1/7/2013 | <0.001 | |
| 7/9/2013 | <0.001 | |
| 1/14/2014 | <0.001 | |
| 6/24/2014 | <0.001 | |
| 1/20/2015 | <0.001 | |
| 7/27/2015 | <0.001 | |
| 1/26/2016 | <0.001 | |
| 3/29/2016 | <0.001 | |
| 5/24/2016 | <0.001 | |
| 7/26/2016 | <0.001 | |
| 9/19/2016 | <0.001 | |
| 11/16/2016 | <0.001 | |
| 1/26/2017 | <0.001 | |
| 3/23/2017 | <0.001 | |
| 5/3/2017 | <0.001 | |
| 8/7/2017 | <0.001 | |
| 1/24/2018 | <0.001 | |
| 6/21/2018 | 0.00036 (J) | |
| 1/22/2019 | <0.001 | |
| 6/25/2019 | <0.001 | |
| 9/10/2019 | <0.001 | |
| 3/12/2020 | 0.00028 (J) | |
| 9/14/2020 | <0.001 | |
| 3/16/2021 | <0.001 | |
| 8/20/2021 | 0.00031 (J) | |
| 3/2/2022 | <0.001 | |
| 8/11/2022 | <0.001 | |
| 2/15/2023 | <0.001 | |
| 8/9/2023 | <0.001 | |
| 2/21/2024 | <0.001 | |
| 7/30/2024 | <0.001 | |
| 2/13/2025 | <0.001 | |
| 8/13/2025 | <0.001 | |
| 1/22/2026 | | <0.001 |

ND substitution: RL or RL/2 if <15% NDs.

# Prediction Limit

Constituent: Lead (mg/L) Analysis Run 3/31/2026 6:17 AM View: Appendix I

Plant Wansley Client: Southern Company Data: Wansley Landfill

| | GWC-9 | GWC-9 |
|---|---|---|
| 9/7/2011 | <0.001 | |
| 10/30/2011 | <0.001 | |
| 12/4/2011 | <0.001 | |
| 1/19/2012 | <0.001 | |
| 7/18/2012 | <0.001 | |
| 1/8/2013 | <0.001 | |
| 7/9/2013 | <0.001 | |
| 1/14/2014 | <0.001 | |
| 6/24/2014 | <0.001 | |
| 1/20/2015 | <0.001 | |
| 7/27/2015 | <0.001 | |
| 1/26/2016 | <0.001 | |
| 3/29/2016 | <0.001 | |
| 5/24/2016 | <0.001 | |
| 7/25/2016 | <0.001 | |
| 9/19/2016 | <0.001 | |
| 11/16/2016 | <0.001 | |
| 1/31/2017 | <0.001 | |
| 3/23/2017 | <0.001 | |
| 5/2/2017 | <0.001 | |
| 8/7/2017 | <0.001 | |
| 1/24/2018 | <0.001 | |
| 6/21/2018 | <0.001 | |
| 1/22/2019 | <0.001 | |
| 6/25/2019 | <0.001 | |
| 9/16/2019 | <0.001 | |
| 3/16/2020 | 0.00025 (J) | |
| 9/11/2020 | <0.001 | |
| 3/16/2021 | <0.001 | |
| 8/25/2021 | <0.001 | |
| 3/9/2022 | <0.001 | |
| 8/16/2022 | <0.001 | |
| 2/15/2023 | <0.001 | |
| 8/9/2023 | <0.001 | |
| 2/19/2024 | <0.001 | |
| 7/31/2024 | <0.001 | |
| 2/18/2025 | <0.001 | |
| 8/13/2025 | <0.001 | |
| 1/22/2026 | | <0.001 |

ND substitution: RL or RL/2 if <15% NDs.

# Prediction Limit

Constituent: Lead (mg/L) Analysis Run 3/31/2026 6:17 AM View: Appendix I

Plant Wansley Client: Southern Company Data: Wansley Landfill

| | GWC-10 | GWC-10 |
|---|---|---|
| 1/25/2016 | <0.001 | |
| 3/30/2016 | <0.001 | |
| 5/25/2016 | <0.001 | |
| 7/27/2016 | 0.0013 | |
| 9/16/2016 | <0.001 | |
| 11/17/2016 | <0.001 | |
| 2/1/2017 | <0.001 | |
| 3/24/2017 | <0.001 | |
| 5/3/2017 | <0.001 | |
| 8/8/2017 | <0.001 | |
| 1/25/2018 | <0.001 | |
| 6/21/2018 | <0.001 | |
| 1/31/2019 | 0.00013 (J) | |
| 6/26/2019 | <0.001 | |
| 9/17/2019 | 0.00014 (J) | |
| 3/17/2020 | 0.00015 (J) | |
| 9/10/2020 | 0.0022 | |
| 12/2/2020 | <0.001 | |
| 3/18/2021 | 0.00013 (J) | |
| 8/20/2021 | <0.001 | |
| 3/8/2022 | <0.001 | |
| 8/16/2022 | <0.001 | |
| 2/15/2023 | <0.001 | |
| 8/10/2023 | <0.001 | |
| 2/20/2024 | <0.001 | |
| 7/31/2024 | <0.001 | |
| 2/19/2025 | <0.001 | |
| 8/19/2025 | <0.001 | |
| 1/21/2026 | | <0.001 |

ND substitution: RL or RL/2 if <15% NDs.

# Prediction Limit

Constituent: Lead (mg/L) Analysis Run 3/31/2026 6:17 AM View: Appendix I

Plant Wansley Client: Southern Company Data: Wansley Landfill

| | GWC-11 | GWC-11 |
|---|---|---|
| 9/13/2011 | <0.001 | |
| 10/28/2011 | <0.001 | |
| 12/4/2011 | <0.001 | |
| 2/9/2012 | <0.001 | |
| 7/18/2012 | <0.001 | |
| 1/8/2013 | <0.001 | |
| 7/9/2013 | <0.001 | |
| 1/15/2014 | <0.001 | |
| 6/25/2014 | <0.001 | |
| 1/21/2015 | <0.001 | |
| 7/28/2015 | <0.001 | |
| 1/26/2016 | <0.001 | |
| 3/29/2016 | <0.001 | |
| 5/25/2016 | <0.001 | |
| 7/25/2016 | <0.001 | |
| 9/19/2016 | <0.001 | |
| 11/16/2016 | <0.001 | |
| 1/31/2017 | <0.001 | |
| 3/23/2017 | <0.001 | |
| 5/2/2017 | <0.001 | |
| 8/7/2017 | <0.001 | |
| 1/24/2018 | <0.001 | |
| 6/20/2018 | <0.001 | |
| 1/24/2019 | <0.001 | |
| 6/26/2019 | <0.001 | |
| 9/16/2019 | <0.001 | |
| 3/16/2020 | 0.00037 (J) | |
| 9/10/2020 | 0.00023 (J) | |
| 3/17/2021 | <0.001 | |
| 8/23/2021 | <0.001 | |
| 3/7/2022 | <0.001 | |
| 8/15/2022 | <0.001 | |
| 2/21/2023 | 0.00039 (J) | |
| 8/14/2023 | <0.001 | |
| 2/14/2024 | <0.001 | |
| 8/6/2024 | <0.001 | |
| 2/18/2025 | 0.0022 | |
| 4/16/2025 | <0.001 (R) | |
| 8/18/2025 | <0.001 | |
| 1/21/2026 | | <0.001 |

ND substitution: RL or RL/2 if <15% NDs.

# Prediction Limit

Constituent: Lead (mg/L) Analysis Run 3/31/2026 6:17 AM View: Appendix I

Plant Wansley Client: Southern Company Data: Wansley Landfill

| | GWC-12 | GWC-12 |
|---|---|---|
| 9/13/2011 | <0.001 | |
| 10/28/2011 | <0.001 | |
| 12/4/2011 | <0.001 | |
| 1/24/2012 | <0.001 | |
| 7/11/2012 | <0.001 | |
| 1/8/2013 | <0.001 | |
| 7/10/2013 | <0.001 | |
| 1/21/2014 | <0.001 | |
| 7/1/2014 | <0.001 | |
| 1/21/2015 | <0.001 | |
| 7/28/2015 | <0.001 | |
| 1/26/2016 | <0.001 | |
| 3/29/2016 | <0.001 | |
| 5/25/2016 | <0.001 | |
| 7/22/2016 | <0.001 | |
| 9/15/2016 | <0.001 | |
| 11/16/2016 | <0.001 | |
| 1/31/2017 | <0.001 | |
| 3/23/2017 | <0.001 | |
| 5/3/2017 | <0.001 | |
| 8/7/2017 | <0.001 | |
| 1/24/2018 | <0.001 | |
| 6/26/2018 | <0.001 | |
| 1/25/2019 | <0.001 | |
| 6/26/2019 | <0.001 | |
| 9/11/2019 | <0.001 | |
| 3/18/2020 | 0.0002 (J) | |
| 9/10/2020 | <0.001 | |
| 3/16/2021 | <0.001 | |
| 8/19/2021 | <0.001 | |
| 3/7/2022 | <0.001 | |
| 8/16/2022 | <0.001 | |
| 2/15/2023 | <0.001 | |
| 8/14/2023 | <0.001 | |
| 2/20/2024 | <0.001 | |
| 8/6/2024 | <0.001 | |
| 2/17/2025 | <0.001 | |
| 8/18/2025 | <0.001 | |
| 1/21/2026 | | <0.001 |

ND substitution: RL or RL/2 if <15% NDs.

# Prediction Limit

Constituent: Lead (mg/L) Analysis Run 3/31/2026 6:17 AM View: Appendix I

Plant Wansley Client: Southern Company Data: Wansley Landfill

| | GWC-13 | GWC-13 |
|---|---|---|
| 9/13/2011 | <0.001 | |
| 10/28/2011 | <0.001 | |
| 12/4/2011 | <0.001 | |
| 1/24/2012 | <0.001 | |
| 7/11/2012 | <0.001 | |
| 1/8/2013 | <0.001 | |
| 7/10/2013 | <0.001 | |
| 1/21/2014 | <0.001 | |
| 7/1/2014 | <0.001 | |
| 1/21/2015 | <0.001 | |
| 7/28/2015 | <0.001 | |
| 1/27/2016 | <0.001 | |
| 3/29/2016 | <0.001 | |
| 5/25/2016 | <0.001 | |
| 7/26/2016 | <0.001 | |
| 9/15/2016 | <0.001 | |
| 11/17/2016 | <0.001 | |
| 1/31/2017 | <0.001 | |
| 3/23/2017 | <0.001 | |
| 5/3/2017 | <0.001 | |
| 8/4/2017 | <0.001 | |
| 1/25/2018 | <0.001 | |
| 6/20/2018 | <0.001 | |
| 1/22/2019 | <0.001 | |
| 6/25/2019 | <0.001 | |
| 9/12/2019 | <0.001 | |
| 3/12/2020 | <0.001 | |
| 9/10/2020 | <0.001 | |
| 3/17/2021 | <0.001 | |
| 8/23/2021 | <0.001 | |
| 3/8/2022 | <0.001 | |
| 8/15/2022 | <0.001 | |
| 2/21/2023 | 0.00037 (J) | |
| 8/16/2023 | <0.001 | |
| 2/19/2024 | <0.001 | |
| 8/5/2024 | <0.001 | |
| 2/18/2025 | <0.001 | |
| 8/19/2025 | <0.001 | |
| 1/21/2026 | | <0.001 |

ND substitution: RL or RL/2 if <15% NDs.

# Prediction Limit

Constituent: Lead (mg/L) Analysis Run 3/31/2026 6:17 AM View: Appendix I

Plant Wansley Client: Southern Company Data: Wansley Landfill

| | GWC-15 | GWC-15 |
|---|---|---|
| 9/16/2011 | <0.001 | |
| 10/27/2011 | <0.001 | |
| 12/3/2011 | <0.001 | |
| 2/9/2012 | <0.001 | |
| 7/11/2012 | <0.001 | |
| 1/8/2013 | <0.001 | |
| 7/2/2013 | <0.001 | |
| 1/21/2014 | <0.001 | |
| 6/24/2014 | <0.001 | |
| 1/14/2015 | <0.001 | |
| 7/22/2015 | <0.001 | |
| 1/27/2016 | <0.001 | |
| 3/30/2016 | <0.001 | |
| 5/25/2016 | <0.001 | |
| 7/26/2016 | <0.001 | |
| 9/20/2016 | <0.001 | |
| 11/17/2016 | <0.001 | |
| 2/1/2017 | <0.001 | |
| 3/23/2017 | <0.001 | |
| 5/3/2017 | <0.001 | |
| 8/4/2017 | <0.001 | |
| 1/25/2018 | <0.001 | |
| 6/20/2018 | <0.001 | |
| 1/22/2019 | <0.001 | |
| 6/25/2019 | <0.001 | |
| 9/17/2019 | <0.001 | |
| 3/16/2020 | 0.00014 (J) | |
| 9/10/2020 | <0.001 | |
| 3/18/2021 | <0.001 | |
| 8/24/2021 | <0.001 | |
| 3/7/2022 | <0.001 | |
| 8/16/2022 | <0.001 | |
| 2/21/2023 | 0.00025 (J) | |
| 8/14/2023 | <0.001 | |
| 2/21/2024 | <0.001 | |
| 8/6/2024 | <0.001 | |
| 2/18/2025 | <0.001 | |
| 8/18/2025 | <0.001 | |
| 1/21/2026 | | <0.001 |

ND substitution: RL or RL/2 if <15% NDs.

# Prediction Limit

Constituent: Lead (mg/L) Analysis Run 3/31/2026 6:17 AM View: Appendix I

Plant Wansley Client: Southern Company Data: Wansley Landfill

| | GWC-16 | GWC-16 |
|---|---|---|
| 8/30/2011 | <0.001 | |
| 10/26/2011 | <0.001 | |
| 12/3/2011 | <0.001 | |
| 1/25/2012 | <0.001 | |
| 7/11/2012 | <0.001 | |
| 1/8/2013 | <0.001 | |
| 7/2/2013 | <0.001 | |
| 1/14/2014 | <0.001 | |
| 6/25/2014 | <0.001 | |
| 1/13/2015 | <0.001 | |
| 7/22/2015 | <0.001 | |
| 1/27/2016 | <0.001 | |
| 3/30/2016 | <0.001 | |
| 5/25/2016 | <0.001 | |
| 7/27/2016 | <0.001 | |
| 9/16/2016 | <0.001 | |
| 11/17/2016 | <0.001 | |
| 2/1/2017 | <0.001 | |
| 3/24/2017 | <0.001 | |
| 5/3/2017 | <0.001 | |
| 8/7/2017 | <0.001 | |
| 1/25/2018 | <0.001 | |
| 6/20/2018 | <0.001 | |
| 1/25/2019 | <0.001 | |
| 6/25/2019 | <0.001 | |
| 9/11/2019 | <0.001 | |
| 3/17/2020 | <0.001 | |
| 9/11/2020 | <0.001 | |
| 3/17/2021 | <0.001 | |
| 8/20/2021 | <0.001 | |
| 3/8/2022 | <0.001 | |
| 8/16/2022 | <0.001 | |
| 2/20/2023 | 0.00025 (J) | |
| 8/14/2023 | <0.001 | |
| 2/21/2024 | <0.001 | |
| 8/5/2024 | <0.001 | |
| 2/11/2025 | <0.001 | |
| 8/15/2025 | <0.001 | |
| 1/21/2026 | | <0.001 |

ND substitution: RL or RL/2 if <15% NDs.

# Prediction Limit

Constituent: Lead (mg/L) Analysis Run 3/31/2026 6:17 AM View: Appendix I

Plant Wansley Client: Southern Company Data: Wansley Landfill

| | GWC-17 | GWC-17 |
|---|---|---|
| 8/30/2011 | <0.001 | |
| 10/26/2011 | <0.001 | |
| 12/3/2011 | <0.001 | |
| 1/25/2012 | <0.001 | |
| 7/11/2012 | <0.001 | |
| 1/8/2013 | <0.001 | |
| 7/16/2013 | <0.001 | |
| 1/14/2014 | <0.001 | |
| 6/25/2014 | <0.001 | |
| 1/14/2015 | <0.001 | |
| 7/28/2015 | <0.001 | |
| 1/27/2016 | <0.001 | |
| 3/30/2016 | <0.001 | |
| 5/25/2016 | <0.001 | |
| 7/27/2016 | <0.001 | |
| 9/19/2016 | <0.001 | |
| 11/17/2016 | <0.001 | |
| 2/1/2017 | 0.0009 (J) | |
| 3/24/2017 | <0.001 | |
| 5/3/2017 | <0.001 | |
| 8/7/2017 | <0.001 | |
| 1/25/2018 | <0.001 | |
| 6/26/2018 | <0.001 | |
| 1/24/2019 | <0.001 | |
| 6/25/2019 | <0.001 | |
| 9/11/2019 | <0.001 | |
| 3/17/2020 | <0.001 | |
| 9/14/2020 | <0.001 | |
| 3/16/2021 | <0.001 | |
| 8/20/2021 | <0.001 | |
| 3/8/2022 | <0.001 | |
| 8/11/2022 | <0.001 | |
| 2/20/2023 | 0.00027 (J) | |
| 8/10/2023 | <0.001 | |
| 2/20/2024 | <0.001 | |
| 8/7/2024 | <0.001 | |
| 2/13/2025 | <0.001 | |
| 8/13/2025 | <0.001 | |
| 1/21/2026 | | <0.001 |

ND substitution: RL or RL/2 if <15% NDs.

# Prediction Limit

Constituent: Lead (mg/L) Analysis Run 3/31/2026 6:17 AM View: Appendix I

Plant Wansley Client: Southern Company Data: Wansley Landfill

| | GWC-18 | GWC-18 |
|---|---|---|
| 8/30/2011 | <0.001 | |
| 10/26/2011 | <0.001 | |
| 12/3/2011 | <0.001 | |
| 2/9/2012 | <0.001 | |
| 7/11/2012 | <0.001 | |
| 1/8/2013 | <0.001 | |
| 7/16/2013 | <0.001 | |
| 1/14/2014 | <0.001 | |
| 6/24/2014 | <0.001 | |
| 1/13/2015 | 0.0026 (JO) | |
| 7/23/2015 | <0.001 | |
| 1/27/2016 | <0.001 | |
| 3/30/2016 | <0.001 | |
| 5/26/2016 | <0.001 | |
| 7/25/2016 | <0.001 | |
| 9/19/2016 | <0.001 | |
| 11/17/2016 | <0.001 | |
| 2/1/2017 | <0.001 | |
| 3/24/2017 | <0.001 | |
| 5/3/2017 | <0.001 | |
| 8/7/2017 | <0.001 | |
| 1/25/2018 | <0.001 | |
| 6/21/2018 | <0.001 | |
| 1/28/2019 | 0.00016 (J) | |
| 6/27/2019 | <0.001 | |
| 9/11/2019 | <0.001 | |
| 3/17/2020 | <0.001 | |
| 9/14/2020 | <0.001 | |
| 3/16/2021 | <0.001 | |
| 8/24/2021 | <0.001 | |
| 3/8/2022 | <0.001 | |
| 8/11/2022 | <0.001 | |
| 2/20/2023 | 0.00025 (J) | |
| 8/9/2023 | <0.001 | |
| 2/21/2024 | <0.001 | |
| 8/7/2024 | <0.001 | |
| 2/13/2025 | <0.001 | |
| 8/13/2025 | <0.001 | |
| 1/21/2026 | | <0.001 |

ND substitution: RL or RL/2 if <15% NDs.

# Prediction Limit

Constituent: Lead (mg/L) Analysis Run 3/31/2026 6:17 AM View: Appendix I

Plant Wansley Client: Southern Company Data: Wansley Landfill

| | GWC-19 | GWC-19 |
|---|---|---|
| 8/30/2011 | <0.001 | |
| 10/26/2011 | <0.001 | |
| 12/3/2011 | <0.001 | |
| 2/8/2012 | <0.001 | |
| 7/11/2012 | <0.001 | |
| 1/8/2013 | <0.001 | |
| 7/16/2013 | <0.001 | |
| 1/21/2014 | <0.001 | |
| 6/24/2014 | <0.001 | |
| 1/13/2015 | <0.001 | |
| 7/23/2015 | <0.001 | |
| 1/27/2016 | <0.001 | |
| 3/30/2016 | <0.001 | |
| 5/26/2016 | <0.001 | |
| 7/25/2016 | <0.001 | |
| 9/19/2016 | <0.001 | |
| 11/17/2016 | <0.001 | |
| 2/2/2017 | <0.001 | |
| 3/24/2017 | <0.001 | |
| 5/3/2017 | 0.0013 | |
| 8/7/2017 | <0.001 | |
| 1/25/2018 | <0.001 | |
| 6/21/2018 | <0.001 | |
| 1/28/2019 | 0.00011 (J) | |
| 6/26/2019 | <0.001 | |
| 9/12/2019 | <0.001 | |
| 3/18/2020 | <0.001 | |
| 9/15/2020 | <0.001 | |
| 3/17/2021 | 0.00017 (J) | |
| 8/24/2021 | 0.00019 (J) | |
| 3/8/2022 | <0.001 | |
| 8/11/2022 | 0.00019 (J) | |
| 2/21/2023 | <0.001 | |
| 8/9/2023 | <0.001 | |
| 2/21/2024 | <0.001 | |
| 8/6/2024 | <0.001 | |
| 2/14/2025 | 0.0019 | |
| 8/13/2025 | <0.001 | |
| 1/21/2026 | | <0.001 |

ND substitution: RL or RL/2 if <15% NDs.

# Prediction Limit

Constituent: Lead (mg/L) Analysis Run 3/31/2026 6:17 AM View: Appendix I

Plant Wansley Client: Southern Company Data: Wansley Landfill

| | GWC-20 | GWC-20 |
|---|---|---|
| 8/31/2011 | <0.001 | |
| 10/27/2011 | <0.001 | |
| 12/4/2011 | <0.001 | |
| 2/8/2012 | <0.001 | |
| 7/11/2012 | <0.001 | |
| 1/8/2013 | <0.001 | |
| 7/16/2013 | <0.001 | |
| 1/21/2014 | <0.001 | |
| 6/24/2014 | <0.001 | |
| 1/13/2015 | <0.001 | |
| 7/23/2015 | <0.001 | |
| 1/27/2016 | <0.001 | |
| 3/30/2016 | <0.001 | |
| 5/26/2016 | <0.001 | |
| 7/25/2016 | <0.001 | |
| 9/20/2016 | <0.001 | |
| 11/17/2016 | <0.001 | |
| 2/2/2017 | <0.001 | |
| 3/28/2017 | <0.001 | |
| 5/4/2017 | <0.001 | |
| 8/7/2017 | <0.001 | |
| 1/26/2018 | <0.001 | |
| 6/21/2018 | <0.001 | |
| 1/28/2019 | 0.00014 (J) | |
| 6/25/2019 | <0.001 | |
| 9/11/2019 | <0.001 | |
| 3/18/2020 | <0.001 | |
| 9/15/2020 | <0.001 | |
| 3/16/2021 | 0.00014 (J) | |
| 8/24/2021 | <0.001 | |
| 3/7/2022 | <0.001 | |
| 8/16/2022 | <0.001 | |
| 2/22/2023 | <0.001 | |
| 8/9/2023 | <0.001 | |
| 2/20/2024 | <0.001 | |
| 8/2/2024 | <0.001 | |
| 2/14/2025 | <0.001 | |
| 8/12/2025 | <0.001 | |
| 1/21/2026 | | <0.001 |

ND substitution: RL or RL/2 if <15% NDs.

# Prediction Limit

Constituent: Lead (mg/L) Analysis Run 3/31/2026 6:17 AM View: Appendix I

Plant Wansley Client: Southern Company Data: Wansley Landfill

| | GWC-21 | GWC-21 |
|---|---|---|
| 8/31/2011 | <0.001 | |
| 10/27/2011 | <0.001 | |
| 12/4/2011 | <0.001 | |
| 2/8/2012 | <0.001 | |
| 7/17/2012 | <0.001 | |
| 1/9/2013 | <0.001 | |
| 7/16/2013 | <0.001 | |
| 1/21/2014 | <0.001 | |
| 6/24/2014 | <0.001 | |
| 1/13/2015 | <0.001 | |
| 7/23/2015 | <0.001 | |
| 1/26/2016 | <0.001 | |
| 3/30/2016 | <0.001 | |
| 5/26/2016 | <0.001 | |
| 7/26/2016 | <0.001 | |
| 9/20/2016 | <0.001 | |
| 11/17/2016 | <0.001 | |
| 2/2/2017 | <0.001 | |
| 3/28/2017 | <0.001 | |
| 5/4/2017 | <0.001 | |
| 8/7/2017 | <0.001 | |
| 1/26/2018 | <0.001 | |
| 6/20/2018 | <0.001 | |
| 1/24/2019 | <0.001 | |
| 6/25/2019 | <0.001 | |
| 9/11/2019 | 0.00017 (J) | |
| 3/18/2020 | <0.001 | |
| 9/15/2020 | <0.001 | |
| 3/16/2021 | 0.00019 (J) | |
| 8/19/2021 | 0.00018 (J) | |
| 3/7/2022 | <0.001 | |
| 8/16/2022 | <0.001 | |
| 2/21/2023 | <0.001 | |
| 8/9/2023 | <0.001 | |
| 2/19/2024 | <0.001 | |
| 7/30/2024 | <0.001 | |
| 2/11/2025 | <0.001 | |
| 8/12/2025 | <0.001 | |
| 1/20/2026 | | <0.001 |

ND substitution: RL or RL/2 if <15% NDs.

# Prediction Limit

Constituent: Lead (mg/L) Analysis Run 3/31/2026 6:17 AM View: Appendix I

Plant Wansley Client: Southern Company Data: Wansley Landfill

| | GWC-22 | GWC-22 |
|---|---|---|
| 9/15/2011 | <0.001 | |
| 10/29/2011 | <0.001 | |
| 12/13/2011 | <0.001 | |
| 1/25/2012 | <0.001 | |
| 7/18/2012 | <0.001 | |
| 1/22/2013 | <0.001 | |
| 7/16/2013 | <0.001 | |
| 1/21/2014 | <0.001 | |
| 6/25/2014 | <0.001 | |
| 1/14/2015 | <0.001 | |
| 7/23/2015 | <0.001 | |
| 1/26/2016 | <0.001 | |
| 3/31/2016 | <0.001 | |
| 5/26/2016 | <0.001 | |
| 7/26/2016 | <0.001 | |
| 9/20/2016 | <0.001 | |
| 11/17/2016 | <0.001 | |
| 2/3/2017 | <0.001 | |
| 3/28/2017 | <0.001 | |
| 5/3/2017 | <0.001 | |
| 8/8/2017 | <0.001 | |
| 1/25/2018 | <0.001 | |
| 6/20/2018 | <0.001 | |
| 1/24/2019 | <0.001 | |
| 6/25/2019 | <0.001 | |
| 9/10/2019 | <0.001 | |
| 3/18/2020 | 0.00067 (J) | |
| 9/10/2020 | <0.001 | |
| 3/15/2021 | 0.00025 (J) | |
| 8/19/2021 | <0.001 | |
| 3/8/2022 | <0.001 | |
| 8/17/2022 | <0.001 | |
| 2/14/2023 | <0.001 | |
| 8/14/2023 | <0.001 | |
| 2/14/2024 | <0.001 | |
| 8/6/2024 | <0.001 | |
| 2/11/2025 | <0.001 | |
| 8/12/2025 | <0.001 | |
| 1/20/2026 | | <0.001 |

ND substitution: RL or RL/2 if <15% NDs.

# Prediction Limit

Constituent: Lead (mg/L) Analysis Run 3/31/2026 6:17 AM View: Appendix I

Plant Wansley Client: Southern Company Data: Wansley Landfill

| | GWC-23 | GWC-23 |
|---|---|---|
| 9/16/2011 | <0.001 | |
| 10/29/2011 | <0.001 | |
| 12/13/2011 | <0.001 | |
| 1/31/2012 | <0.001 | |
| 7/18/2012 | <0.001 | |
| 1/22/2013 | <0.001 | |
| 7/23/2013 | <0.001 | |
| 1/22/2014 | <0.001 | |
| 7/1/2014 | <0.001 | |
| 1/22/2015 | <0.001 | |
| 7/29/2015 | <0.001 | |
| 1/21/2016 | <0.001 | |
| 3/29/2016 | <0.001 | |
| 5/25/2016 | <0.001 | |
| 7/27/2016 | <0.001 | |
| 9/20/2016 | <0.001 | |
| 11/18/2016 | <0.001 | |
| 2/3/2017 | <0.001 | |
| 3/28/2017 | <0.001 | |
| 5/4/2017 | <0.001 | |
| 8/8/2017 | <0.001 | |
| 1/25/2018 | <0.001 | |
| 6/20/2018 | <0.001 | |
| 1/25/2019 | <0.001 | |
| 6/26/2019 | <0.001 | |
| 9/12/2019 | <0.001 | |
| 3/18/2020 | 0.00022 (J) | |
| 9/10/2020 | <0.001 | |
| 3/18/2021 | 0.00029 (J) | |
| 8/23/2021 | 0.00033 (J) | |
| 3/9/2022 | <0.001 | |
| 8/16/2022 | <0.001 | |
| 2/21/2023 | 0.00022 (J) | |
| 8/15/2023 | <0.001 | |
| 2/19/2024 | 0.00034 (J) | |
| 7/30/2024 | <0.001 | |
| 2/11/2025 | <0.001 | |
| 8/12/2025 | <0.001 | |
| 1/22/2026 | | <0.001 |

ND substitution: RL or RL/2 if <15% NDs.

# Prediction Limit

Constituent: Lead (mg/L) Analysis Run 3/31/2026 6:17 AM View: Appendix I

Plant Wansley Client: Southern Company Data: Wansley Landfill

| | GWC-24 | GWC-24 |
|---|---|---|
| 7/8/2014 | <0.001 | |
| 7/31/2015 | <0.001 | |
| 1/20/2016 | <0.001 | |
| 3/30/2016 | <0.001 | |
| 5/25/2016 | <0.001 | |
| 7/27/2016 | <0.001 | |
| 9/16/2016 | <0.001 | |
| 11/18/2016 | <0.001 | |
| 2/3/2017 | <0.001 | |
| 3/29/2017 | <0.001 | |
| 5/4/2017 | <0.001 | |
| 8/8/2017 | <0.001 | |
| 1/25/2018 | <0.001 | |
| 6/27/2018 | <0.001 | |
| 1/31/2019 | 0.00013 (J) | |
| 6/26/2019 | 0.00016 (J) | |
| 9/11/2019 | 0.00015 (J) | |
| 3/12/2020 | 0.00013 (J) | |
| 9/15/2020 | <0.001 | |
| 3/18/2021 | 0.00022 (J) | |
| 8/19/2021 | 0.0015 | |
| 3/10/2022 | <0.001 | |
| 8/18/2022 | <0.001 | |
| 2/16/2023 | <0.001 | |
| 8/16/2023 | <0.001 | |
| 2/22/2024 | 0.00039 (J) | |
| 8/6/2024 | <0.001 | |
| 2/14/2025 | 0.00029 (J) | |
| 8/14/2025 | <0.001 | |
| 1/21/2026 | | <0.001 |

ND substitution: RL or RL/2 if <15% NDs.

# Prediction Limit

Constituent: Lead (mg/L) Analysis Run 3/31/2026 6:17 AM View: Appendix I

Plant Wansley Client: Southern Company Data: Wansley Landfill

| | GWC-25 | GWC-25 |
|---|---|---|
| 9/17/2011 | <0.001 | |
| 10/31/2011 | <0.001 | |
| 12/14/2011 | <0.001 | |
| 2/7/2012 | <0.001 | |
| 7/17/2012 | <0.001 | |
| 7/24/2013 | <0.001 | |
| 1/23/2014 | <0.001 | |
| 7/8/2014 | <0.001 | |
| 1/21/2015 | <0.001 | |
| 7/30/2015 | <0.001 | |
| 1/21/2016 | <0.001 | |
| 3/28/2016 | <0.001 | |
| 5/25/2016 | <0.001 | |
| 7/27/2016 | <0.001 | |
| 9/19/2016 | <0.001 | |
| 11/15/2016 | <0.001 | |
| 1/24/2017 | <0.001 | |
| 3/23/2017 | <0.001 | |
| 5/2/2017 | 0.0021 (O) | |
| 8/3/2017 | <0.001 | |
| 1/25/2018 | <0.001 | |
| 6/27/2018 | <0.001 | |
| 1/24/2019 | 0.00021 (J) | |
| 6/25/2019 | <0.001 | |
| 9/11/2019 | 0.00024 (J) | |
| 3/12/2020 | 0.00018 (J) | |
| 9/14/2020 | <0.001 | |
| 3/17/2021 | 0.00013 (J) | |
| 8/19/2021 | 0.00028 (J) | |
| 3/8/2022 | <0.001 | |
| 8/10/2022 | <0.001 | |
| 2/21/2023 | 0.00027 (J) | |
| 8/15/2023 | <0.001 | |
| 2/21/2024 | <0.001 | |
| 8/1/2024 | <0.001 | |
| 2/14/2025 | <0.001 | |
| 8/13/2025 | <0.001 | |
| 1/21/2026 | | <0.001 |

ND substitution: RL or RL/2 if <15% NDs.

# Prediction Limit

Constituent: Lead (mg/L) Analysis Run 3/31/2026 6:17 AM View: Appendix I

Plant Wansley Client: Southern Company Data: Wansley Landfill

| | GWC-26 | GWC-26 |
|---|---|---|
| 9/17/2011 | <0.001 | |
| 10/29/2011 | <0.001 | |
| 12/14/2011 | <0.001 | |
| 2/7/2012 | <0.001 | |
| 7/17/2012 | <0.001 | |
| 1/24/2013 | <0.001 | |
| 7/24/2013 | <0.001 | |
| 1/23/2014 | <0.001 | |
| 7/8/2014 | <0.001 | |
| 1/21/2015 | <0.001 | |
| 7/31/2015 | <0.001 | |
| 1/25/2016 | <0.001 | |
| 3/24/2016 | <0.001 | |
| 5/25/2016 | <0.001 | |
| 7/26/2016 | <0.001 | |
| 9/19/2016 | <0.001 | |
| 11/14/2016 | <0.001 | |
| 1/19/2017 | <0.001 | |
| 3/16/2017 | <0.001 | |
| 5/1/2017 | <0.001 | |
| 8/3/2017 | <0.001 | |
| 1/22/2018 | <0.001 | |
| 6/27/2018 | <0.001 | |
| 1/24/2019 | 9.8E-05 (J) | |
| 6/25/2019 | <0.001 | |
| 9/12/2019 | <0.001 | |
| 3/13/2020 | 0.00013 (J) | |
| 9/15/2020 | <0.001 | |
| 3/17/2021 | <0.001 | |
| 8/19/2021 | 0.0015 | |
| 3/9/2022 | <0.001 | |
| 8/10/2022 | <0.001 | |
| 2/21/2023 | <0.001 | |
| 8/16/2023 | <0.001 | |
| 2/20/2024 | <0.001 | |
| 8/2/2024 | <0.001 | |
| 2/13/2025 | <0.001 | |
| 8/13/2025 | <0.001 | |
| 1/22/2026 | | <0.001 |

ND substitution: RL or RL/2 if <15% NDs.

# Prediction Limit

Constituent: Lead (mg/L) Analysis Run 3/31/2026 6:17 AM View: Appendix I

Plant Wansley Client: Southern Company Data: Wansley Landfill

| | GWC-27 | GWC-27 |
|---|---|---|
| 9/17/2011 | <0.001 | |
| 10/29/2011 | <0.001 | |
| 12/14/2011 | <0.001 | |
| 1/25/2012 | <0.001 | |
| 7/17/2012 | <0.001 | |
| 1/24/2013 | <0.001 | |
| 7/24/2013 | <0.001 | |
| 1/23/2014 | <0.001 | |
| 7/8/2014 | <0.001 | |
| 1/21/2015 | <0.001 | |
| 7/30/2015 | <0.001 | |
| 1/22/2016 | <0.001 | |
| 3/23/2016 | <0.001 | |
| 5/24/2016 | <0.001 | |
| 7/26/2016 | <0.001 | |
| 9/19/2016 | <0.001 | |
| 11/11/2016 | <0.001 | |
| 1/20/2017 | <0.001 | |
| 3/16/2017 | <0.001 | |
| 4/28/2017 | <0.001 | |
| 8/3/2017 | <0.001 | |
| 1/19/2018 | <0.001 | |
| 6/27/2018 | <0.001 | |
| 1/24/2019 | 9.8E-05 (J) | |
| 6/26/2019 | <0.001 | |
| 9/12/2019 | 0.00016 (J) | |
| 3/12/2020 | <0.001 | |
| 9/9/2020 | 0.00023 (J) | |
| 3/18/2021 | <0.001 | |
| 8/23/2021 | 0.00027 (J) | |
| 3/8/2022 | <0.001 | |
| 8/10/2022 | <0.001 | |
| 2/20/2023 | 0.00029 (J) | |
| 8/15/2023 | <0.001 | |
| 2/20/2024 | <0.001 | |
| 7/30/2024 | <0.001 | |
| 2/11/2025 | <0.001 | |
| 8/13/2025 | <0.001 | |
| 1/21/2026 | | <0.001 |

ND substitution: RL or RL/2 if <15% NDs.

# Prediction Limit

Constituent: Lead (mg/L) Analysis Run 3/31/2026 6:17 AM View: Appendix I

Plant Wansley Client: Southern Company Data: Wansley Landfill

| | GWC-30 | GWC-30 |
|---|---|---|
| 9/15/2011 | <0.001 | |
| 10/28/2011 | <0.001 | |
| 12/13/2011 | <0.001 | |
| 2/8/2012 | <0.001 | |
| 7/18/2012 | <0.001 | |
| 1/24/2013 | <0.001 | |
| 7/24/2013 | <0.001 | |
| 1/23/2014 | <0.001 | |
| 7/1/2014 | <0.001 | |
| 1/20/2015 | <0.001 | |
| 7/30/2015 | <0.001 | |
| 1/19/2016 | <0.001 | |
| 3/23/2016 | <0.001 | |
| 5/20/2016 | <0.001 | |
| 7/21/2016 | <0.001 | |
| 9/20/2016 | <0.001 | |
| 11/14/2016 | <0.001 | |
| 1/24/2017 | <0.001 | |
| 3/17/2017 | <0.001 | |
| 5/1/2017 | <0.001 | |
| 8/4/2017 | <0.001 | |
| 1/24/2018 | <0.001 | |
| 6/21/2018 | <0.001 | |
| 1/30/2019 | <0.001 | |
| 6/27/2019 | <0.001 | |
| 9/10/2019 | <0.001 | |
| 3/11/2020 | <0.001 | |
| 9/10/2020 | 0.00016 (J) | |
| 3/18/2021 | <0.001 | |
| 8/23/2021 | <0.001 | |
| 3/2/2022 | <0.001 | |
| 8/10/2022 | <0.001 | |
| 2/14/2023 | <0.001 | |
| 8/16/2023 | <0.001 | |
| 2/21/2024 | <0.001 | |
| 8/5/2024 | <0.001 | |
| 2/13/2025 | <0.001 | |
| 8/14/2025 | <0.001 | |
| 1/21/2026 | | <0.001 |

ND substitution: RL or RL/2 if <15% NDs.

# Prediction Limit

Constituent: Lead (mg/L) Analysis Run 3/31/2026 6:17 AM View: Appendix I

Plant Wansley Client: Southern Company Data: Wansley Landfill

| | GWC-31 | GWC-31 |
|---|---|---|
| 9/17/2011 | <0.001 | |
| 10/31/2011 | <0.001 | |
| 2/7/2012 | <0.001 | |
| 1/23/2013 | <0.001 | |
| 1/23/2014 | 0.0012 (J) | |
| 7/1/2014 | <0.001 | |
| 1/21/2015 | <0.001 | |
| 1/25/2016 | <0.001 | |
| 3/30/2016 | <0.001 | |
| 5/25/2016 | <0.001 | |
| 7/27/2016 | 0.00078 (J) | |
| 1/25/2017 | 0.00042 (J) | |
| 3/23/2017 | <0.001 | |
| 5/2/2017 | 0.00039 (J) | |
| 7/19/2017 | 0.00051 (J) | |
| 8/4/2017 | 0.00037 (J) | |
| 1/23/2018 | <0.001 | |
| 6/27/2018 | <0.001 | |
| 1/31/2019 | 0.00015 (J) | |
| 6/26/2019 | 0.00022 (J) | |
| 9/11/2019 | 0.0013 | |
| 3/17/2020 | 0.00051 (J) | |
| 9/11/2020 | 0.00026 (J) | |
| 3/16/2021 | 0.00046 (J) | |
| 8/25/2021 | 0.00031 (J) | |
| 3/10/2022 | <0.001 | |
| 8/16/2022 | <0.001 | |
| 2/22/2023 | 0.00025 (J) | |
| 8/16/2023 | 0.0013 | |
| 2/21/2024 | 0.00071 (J) | |
| 8/2/2024 | 0.00064 (J) | |
| 2/18/2025 | <0.001 | |
| 8/15/2025 | <0.001 | |
| 2/11/2026 | | <0.001 |

ND substitution: RL or RL/2 if <15% NDs.

# Prediction Limit

Constituent: Lead (mg/L) Analysis Run 3/31/2026 6:17 AM View: Appendix I

Plant Wansley Client: Southern Company Data: Wansley Landfill

| | GWC-33 | GWC-33 |
|---|---|---|
| 9/16/2011 | <0.001 | |
| 10/30/2011 | <0.001 | |
| 12/13/2011 | <0.001 | |
| 2/1/2012 | <0.001 | |
| 7/17/2012 | <0.001 | |
| 1/23/2013 | <0.001 | |
| 7/17/2013 | <0.001 | |
| 1/23/2014 | <0.001 | |
| 1/20/2015 | <0.001 | |
| 7/29/2015 | <0.001 | |
| 1/25/2016 | <0.001 | |
| 3/23/2016 | <0.001 | |
| 5/24/2016 | <0.001 | |
| 7/22/2016 | <0.001 | |
| 9/16/2016 | <0.001 | |
| 11/17/2016 | <0.001 | |
| 1/25/2017 | <0.001 | |
| 3/23/2017 | <0.001 | |
| 5/1/2017 | <0.001 | |
| 8/4/2017 | <0.001 | |
| 1/23/2018 | <0.001 | |
| 6/26/2018 | <0.001 | |
| 1/30/2019 | <0.001 | |
| 6/26/2019 | <0.001 | |
| 9/12/2019 | 0.00031 (J) | |
| 3/12/2020 | 0.00015 (J) | |
| 9/16/2020 | <0.001 | |
| 3/18/2021 | <0.001 | |
| 8/24/2021 | 0.00027 (J) | |
| 3/9/2022 | <0.001 | |
| 8/15/2022 | <0.001 | |
| 2/20/2023 | 0.00027 (J) | |
| 8/15/2023 | <0.001 | |
| 2/20/2024 | <0.001 | |
| 7/31/2024 | <0.001 | |
| 2/19/2025 | <0.001 | |
| 8/19/2025 | <0.001 | |
| 1/22/2026 | | <0.001 |

ND substitution: RL or RL/2 if <15% NDs.

# Prediction Limit

Constituent: Lead (mg/L) Analysis Run 3/31/2026 6:17 AM View: Appendix I

Plant Wansley Client: Southern Company Data: Wansley Landfill

| | GWC-34 | GWC-34 |
|---|---|---|
| 9/16/2011 | <0.001 | |
| 10/31/2011 | <0.001 | |
| 12/12/2011 | <0.001 | |
| 2/1/2012 | <0.001 | |
| 7/16/2012 | <0.001 | |
| 1/22/2013 | <0.001 | |
| 7/17/2013 | <0.001 | |
| 1/23/2014 | <0.001 | |
| 6/25/2014 | <0.001 | |
| 1/14/2015 | <0.001 | |
| 7/29/2015 | <0.001 | |
| 1/21/2016 | <0.001 | |
| 3/24/2016 | <0.001 | |
| 5/23/2016 | <0.001 | |
| 7/21/2016 | <0.001 | |
| 9/15/2016 | <0.001 | |
| 11/15/2016 | <0.001 | |
| 1/25/2017 | <0.001 | |
| 3/22/2017 | <0.001 | |
| 5/1/2017 | <0.001 | |
| 8/3/2017 | <0.001 | |
| 1/23/2018 | <0.001 | |
| 6/20/2018 | <0.001 | |
| 1/28/2019 | 0.00022 (J) | |
| 6/26/2019 | <0.001 | |
| 9/11/2019 | <0.001 | |
| 3/11/2020 | <0.001 | |
| 9/11/2020 | <0.001 | |
| 3/16/2021 | <0.001 | |
| 8/24/2021 | <0.001 | |
| 3/2/2022 | <0.001 | |
| 8/10/2022 | <0.001 | |
| 2/20/2023 | 0.00026 (J) | |
| 8/16/2023 | <0.001 | |
| 2/22/2024 | <0.001 | |
| 8/5/2024 | <0.001 | |
| 2/13/2025 | <0.001 | |
| 8/14/2025 | <0.001 | |
| 1/22/2026 | | <0.001 |

ND substitution: RL or RL/2 if <15% NDs.

# Prediction Limit

Constituent: Mercury (mg/L) Analysis Run 3/31/2026 6:17 AM View: Appendix I

Plant Wansley Client: Southern Company Data: Wansley Landfill

| | GWA-1 | GWA-1 |
|---|---|---|
| 9/16/2011 | <0.0002 | |
| 10/27/2011 | <0.0002 | |
| 12/13/2011 | <0.0002 | |
| 1/31/2012 | <0.0002 | |
| 7/18/2012 | <0.0002 | |
| 1/24/2013 | <0.0002 | |
| 7/17/2013 | <0.0002 | |
| 1/21/2014 | <0.0002 | |
| 6/25/2014 | <0.0002 | |
| 1/14/2015 | <0.0002 | |
| 7/21/2015 | <0.0002 | |
| 1/21/2016 | <0.0002 | |
| 3/23/2016 | <0.0002 | |
| 5/20/2016 | <0.0002 | |
| 7/21/2016 | 9.7E-05 (J) | |
| 9/15/2016 | <0.0002 | |
| 11/11/2016 | <0.0002 | |
| 1/19/2017 | <0.0002 | |
| 3/16/2017 | 0.00015 (J) | |
| 4/28/2017 | <0.0002 | |
| 8/3/2017 | <0.0002 | |
| 1/19/2018 | <0.0002 | |
| 6/19/2018 | <0.0002 | |
| 1/17/2019 | <0.0002 | |
| 6/24/2019 | <0.0002 | |
| 9/9/2019 | <0.0002 | |
| 3/10/2020 | <0.0002 | |
| 9/9/2020 | <0.0002 | |
| 3/15/2021 | <0.0002 | |
| 8/16/2021 | <0.0002 | |
| 2/28/2022 | <0.0002 | |
| 8/9/2022 | <0.0002 | |
| 2/14/2023 | <0.0002 | |
| 8/9/2023 | <0.0002 | |
| 2/13/2024 | <0.0002 | |
| 7/30/2024 | <0.0002 | |
| 2/11/2025 | <0.0002 | |
| 8/12/2025 | <0.0002 | |
| 1/20/2026 | | <0.0002 |

ND substitution: RL or RL/2 if <15% NDs.

# Prediction Limit

Constituent: Mercury (mg/L) Analysis Run 3/31/2026 6:17 AM View: Appendix I

Plant Wansley Client: Southern Company Data: Wansley Landfill

| | GWA-2 | GWA-2 |
|---|---|---|
| 9/17/2011 | <0.0002 | |
| 10/27/2011 | <0.0002 | |
| 12/14/2011 | <0.0002 | |
| 2/7/2012 | <0.0002 | |
| 7/23/2012 | <0.0002 | |
| 1/23/2013 | <0.0002 | |
| 7/24/2013 | <0.0002 | |
| 1/22/2014 | <0.0002 | |
| 7/1/2014 | <0.0002 | |
| 1/22/2015 | <0.0002 | |
| 7/22/2015 | <0.0002 | |
| 1/20/2016 | <0.0002 | |
| 3/23/2016 | <0.0002 | |
| 5/24/2016 | <0.0002 | |
| 7/26/2016 | 0.00012 (J) | |
| 9/16/2016 | <0.0002 | |
| 11/10/2016 | <0.0002 | |
| 1/19/2017 | <0.0002 | |
| 3/17/2017 | 0.00015 (J) | |
| 4/28/2017 | <0.0002 | |
| 8/2/2017 | <0.0002 | |
| 1/19/2018 | <0.0002 | |
| 6/19/2018 | <0.0002 | |
| 1/17/2019 | <0.0002 | |
| 6/24/2019 | <0.0002 | |
| 9/10/2019 | <0.0002 | |
| 3/10/2020 | <0.0002 | |
| 9/10/2020 | <0.0002 | |
| 3/15/2021 | <0.0002 | |
| 8/18/2021 | <0.0002 | |
| 3/1/2022 | <0.0002 | |
| 8/9/2022 | <0.0002 | |
| 2/14/2023 | <0.0002 | |
| 8/9/2023 | <0.0002 | |
| 2/14/2024 | <0.0002 | |
| 7/30/2024 | <0.0002 | |
| 2/11/2025 | <0.0002 | |
| 8/12/2025 | <0.0002 | |
| 1/20/2026 | | <0.0002 |

ND substitution: RL or RL/2 if <15% NDs.

# Prediction Limit

Constituent: Mercury (mg/L) Analysis Run 3/31/2026 6:17 AM View: Appendix I

Plant Wansley Client: Southern Company Data: Wansley Landfill

| | GWA-3 | GWA-3 |
|---|---|---|
| 8/31/2011 | <0.0002 | |
| 6/25/2014 | <0.0002 | |
| 7/21/2015 | <0.0002 | |
| 3/31/2016 | <0.0002 | |
| 5/25/2016 | <0.0002 | |
| 7/27/2016 | 0.00011 (J) | |
| 8/1/2017 | <0.0002 | |
| 10/3/2017 | <0.0002 | |
| 6/20/2018 | <0.0002 | |
| 1/18/2019 | <0.0002 | |
| 6/25/2019 | <0.0002 | |
| 9/11/2019 | <0.0002 | |
| 3/10/2020 | <0.0002 | |
| 9/9/2020 | <0.0002 | |
| 3/15/2021 | <0.0002 | |
| 8/18/2021 | <0.0002 | |
| 3/1/2022 | <0.0002 | |
| 8/9/2022 | <0.0002 | |
| 2/14/2023 | <0.0002 | |
| 8/8/2023 | <0.0002 | |
| 7/31/2024 | <0.0002 | |
| 8/13/2025 | <0.0002 | |
| 1/21/2026 | | <0.0002 |

ND substitution: RL or RL/2 if <15% NDs.

# Prediction Limit

Constituent: Mercury (mg/L) Analysis Run 3/31/2026 6:17 AM View: Appendix I

Plant Wansley Client: Southern Company Data: Wansley Landfill

| | GWA-4 | GWA-4 |
|---|---|---|
| 8/31/2011 | <0.0002 | |
| 10/27/2011 | <0.0002 | |
| 12/14/2011 | <0.0002 | |
| 2/1/2012 | <0.0002 | |
| 7/23/2012 | <0.0002 | |
| 1/23/2013 | <0.0002 | |
| 7/17/2013 | <0.0002 | |
| 1/15/2014 | <0.0002 | |
| 6/25/2014 | <0.0002 | |
| 1/14/2015 | <0.0002 | |
| 7/21/2015 | <0.0002 | |
| 1/20/2016 | <0.0002 | |
| 3/23/2016 | <0.0002 | |
| 5/19/2016 | <0.0002 | |
| 7/21/2016 | 8.7E-05 (J) | |
| 9/14/2016 | <0.0002 | |
| 11/10/2016 | <0.0002 | |
| 1/17/2017 | <0.0002 | |
| 3/16/2017 | 0.00016 (J) | |
| 4/27/2017 | <0.0002 | |
| 8/2/2017 | <0.0002 | |
| 1/22/2018 | <0.0002 | |
| 6/19/2018 | <0.0002 | |
| 1/17/2019 | <0.0002 | |
| 6/24/2019 | <0.0002 | |
| 9/10/2019 | <0.0002 | |
| 3/10/2020 | <0.0002 | |
| 9/9/2020 | <0.0002 | |
| 3/15/2021 | <0.0002 | |
| 8/18/2021 | <0.0002 | |
| 3/1/2022 | <0.0002 | |
| 8/9/2022 | <0.0002 | |
| 2/14/2023 | <0.0002 | |
| 8/9/2023 | <0.0002 | |
| 2/14/2024 | <0.0002 | |
| 7/29/2024 | <0.0002 | |
| 2/10/2025 | <0.0002 | |
| 8/12/2025 | <0.0002 | |
| 1/20/2026 | | <0.0002 |

ND substitution: RL or RL/2 if <15% NDs.

# Prediction Limit

Constituent: Mercury (mg/L) Analysis Run 3/31/2026 6:17 AM View: Appendix I

Plant Wansley Client: Southern Company Data: Wansley Landfill

| | GWA-28 | GWA-28 |
|---|---|---|
| 9/16/2011 | <0.0002 | |
| 10/28/2011 | <0.0002 | |
| 12/12/2011 | <0.0002 | |
| 1/25/2012 | <0.0002 | |
| 7/16/2012 | <0.0002 | |
| 1/24/2013 | <0.0002 | |
| 7/23/2013 | <0.0002 | |
| 1/22/2014 | <0.0002 | |
| 7/1/2014 | <0.0002 | |
| 1/21/2015 | <0.0002 | |
| 7/21/2015 | <0.0002 | |
| 1/22/2016 | <0.0002 | |
| 3/22/2016 | <0.0002 | |
| 5/23/2016 | <0.0002 | |
| 7/25/2016 | 8.9E-05 (J) | |
| 9/15/2016 | <0.0002 | |
| 11/9/2016 | <0.0002 | |
| 1/17/2017 | <0.0002 | |
| 3/16/2017 | 0.00016 (J) | |
| 4/27/2017 | <0.0002 | |
| 8/1/2017 | <0.0002 | |
| 1/19/2018 | <0.0002 | |
| 6/19/2018 | <0.0002 | |
| 1/21/2019 | <0.0002 | |
| 6/25/2019 | <0.0002 | |
| 9/10/2019 | <0.0002 | |
| 3/10/2020 | <0.0002 | |
| 9/9/2020 | <0.0002 | |
| 3/15/2021 | <0.0002 | |
| 8/16/2021 | <0.0002 | |
| 3/1/2022 | <0.0002 | |
| 8/9/2022 | <0.0002 | |
| 2/14/2023 | <0.0002 | |
| 8/9/2023 | <0.0002 | |
| 2/14/2024 | <0.0002 | |
| 7/29/2024 | <0.0002 | |
| 2/10/2025 | <0.0002 | |
| 8/12/2025 | <0.0002 | |
| 1/20/2026 | | <0.0002 |

ND substitution: RL or RL/2 if <15% NDs.

# Prediction Limit

Constituent: Mercury (mg/L) Analysis Run 3/31/2026 6:17 AM View: Appendix I

Plant Wansley Client: Southern Company Data: Wansley Landfill

| | GWA-29 | GWA-29 |
|---|---|---|
| 9/17/2011 | <0.0002 | |
| 10/28/2011 | <0.0002 | |
| 12/12/2011 | <0.0002 | |
| 1/31/2012 | <0.0002 | |
| 7/17/2012 | <0.0002 | |
| 1/24/2013 | <0.0002 | |
| 7/24/2013 | <0.0002 | |
| 1/22/2014 | <0.0002 | |
| 7/8/2014 | <0.0002 | |
| 1/21/2015 | <0.0002 | |
| 7/22/2015 | <0.0002 | |
| 1/19/2016 | <0.0002 | |
| 3/22/2016 | <0.0002 | |
| 5/19/2016 | <0.0002 | |
| 7/21/2016 | <0.0002 | |
| 1/17/2017 | <0.0002 | |
| 3/15/2017 | 0.00014 (J) | |
| 4/27/2017 | <0.0002 | |
| 7/18/2017 | <0.0002 | |
| 8/1/2017 | <0.0002 | |
| 1/19/2018 | <0.0002 | |
| 6/19/2018 | <0.0002 | |
| 1/18/2019 | <0.0002 | |
| 6/25/2019 | <0.0002 | |
| 9/10/2019 | 0.00021 | |
| 3/10/2020 | <0.0002 | |
| 9/9/2020 | <0.0002 | |
| 3/15/2021 | <0.0002 | |
| 8/18/2021 | <0.0002 | |
| 3/2/2022 | <0.0002 | |
| 8/9/2022 | <0.0002 | |
| 2/13/2023 | <0.0002 | |
| 8/8/2023 | <0.0002 | |
| 2/14/2024 | <0.0002 | |
| 7/30/2024 | <0.0002 | |
| 2/11/2025 | <0.0002 | |
| 8/12/2025 | <0.0002 | |
| 1/20/2026 | | <0.0002 |

ND substitution: RL or RL/2 if <15% NDs.

# Prediction Limit

Constituent: Mercury (mg/L) Analysis Run 3/31/2026 6:17 AM View: Appendix I

Plant Wansley Client: Southern Company Data: Wansley Landfill

| | GWC-5 | GWC-5 |
|---|---|---|
| 8/31/2011 | <0.0002 | |
| 10/27/2011 | <0.0002 | |
| 12/5/2011 | <0.0002 | |
| 1/25/2012 | <0.0002 | |
| 7/18/2012 | <0.0002 | |
| 1/9/2013 | <0.0002 | |
| 7/17/2013 | <0.0002 | |
| 1/15/2014 | <0.0002 | |
| 6/25/2014 | <0.0002 | |
| 1/13/2015 | <0.0002 | |
| 7/24/2015 | <0.0002 | |
| 1/20/2016 | <0.0002 | |
| 3/28/2016 | <0.0002 | |
| 5/23/2016 | <0.0002 | |
| 7/21/2016 | 7.6E-05 (J) | |
| 9/15/2016 | <0.0002 | |
| 11/15/2016 | <0.0002 | |
| 1/26/2017 | <0.0002 | |
| 3/22/2017 | <0.0002 | |
| 5/2/2017 | <0.0002 | |
| 8/3/2017 | <0.0002 | |
| 1/23/2018 | <0.0002 | |
| 6/25/2018 | <0.0002 | |
| 1/30/2019 | <0.0002 | |
| 6/26/2019 | <0.0002 | |
| 9/12/2019 | <0.0002 | |
| 3/16/2020 | <0.0002 | |
| 9/9/2020 | <0.0002 | |
| 3/17/2021 | <0.0002 | |
| 8/19/2021 | <0.0002 | |
| 3/2/2022 | <0.0002 | |
| 8/11/2022 | <0.0002 | |
| 2/20/2023 | <0.0002 | |
| 8/14/2023 | <0.0002 | |
| 2/14/2024 | <0.0002 | |
| 7/31/2024 | <0.0002 | |
| 2/14/2025 | <0.0002 | |
| 8/18/2025 | <0.0002 | |
| 1/21/2026 | | <0.0002 |

ND substitution: RL or RL/2 if <15% NDs.

# Prediction Limit

Constituent: Mercury (mg/L) Analysis Run 3/31/2026 6:17 AM View: Appendix I

Plant Wansley Client: Southern Company Data: Wansley Landfill

| | GWC-6 | GWC-6 |
|---|---|---|
| 8/31/2011 | <0.0002 | |
| 10/30/2011 | <0.0002 | |
| 12/5/2011 | <0.0002 | |
| 1/25/2012 | <0.0002 | |
| 7/24/2012 | <0.0002 | |
| 1/8/2013 | <0.0002 | |
| 7/9/2013 | <0.0002 | |
| 1/15/2014 | <0.0002 | |
| 6/25/2014 | <0.0002 | |
| 1/20/2015 | <0.0002 | |
| 7/24/2015 | <0.0002 | |
| 1/20/2016 | <0.0002 | |
| 3/28/2016 | <0.0002 | |
| 5/24/2016 | <0.0002 | |
| 7/21/2016 | 9.1E-05 (J) | |
| 9/15/2016 | <0.0002 | |
| 11/16/2016 | <0.0002 | |
| 1/26/2017 | <0.0002 | |
| 3/22/2017 | 7.3E-05 (J) | |
| 5/2/2017 | <0.0002 | |
| 8/3/2017 | <0.0002 | |
| 1/23/2018 | <0.0002 | |
| 6/25/2018 | <0.0002 | |
| 1/30/2019 | <0.0002 | |
| 6/26/2019 | <0.0002 | |
| 9/12/2019 | <0.0002 | |
| 3/16/2020 | <0.0002 | |
| 9/11/2020 | <0.0002 | |
| 3/17/2021 | <0.0002 | |
| 8/18/2021 | <0.0002 | |
| 3/2/2022 | <0.0002 | |
| 8/11/2022 | <0.0002 | |
| 2/20/2023 | <0.0002 | |
| 8/14/2023 | <0.0002 | |
| 2/14/2024 | <0.0002 | |
| 8/1/2024 | <0.0002 | |
| 2/18/2025 | <0.0002 | |
| 8/15/2025 | <0.0002 | |
| 1/20/2026 | | <0.0002 |

ND substitution: RL or RL/2 if <15% NDs.

# Prediction Limit

Constituent: Mercury (mg/L) Analysis Run 3/31/2026 6:17 AM View: Appendix I

Plant Wansley Client: Southern Company Data: Wansley Landfill

| | GWC-7 | GWC-7 |
|---|---|---|
| 9/7/2011 | <0.0002 | |
| 10/30/2011 | <0.0002 | |
| 12/5/2011 | <0.0002 | |
| 1/25/2012 | <0.0002 | |
| 7/18/2012 | <0.0002 | |
| 1/7/2013 | <0.0002 | |
| 7/9/2013 | <0.0002 | |
| 1/14/2014 | <0.0002 | |
| 6/24/2014 | <0.0002 | |
| 1/20/2015 | <0.0002 | |
| 7/27/2015 | <0.0002 | |
| 1/26/2016 | <0.0002 | |
| 3/29/2016 | <0.0002 | |
| 5/24/2016 | <0.0002 | |
| 7/22/2016 | <0.0002 | |
| 9/15/2016 | <0.0002 | |
| 11/16/2016 | <0.0002 | |
| 1/26/2017 | 8.8E-05 (J) | |
| 3/22/2017 | <0.0002 | |
| 5/2/2017 | <0.0002 | |
| 8/4/2017 | <0.0002 | |
| 1/23/2018 | <0.0002 | |
| 6/25/2018 | <0.0002 | |
| 1/21/2019 | <0.0002 | |
| 6/25/2019 | <0.0002 | |
| 9/10/2019 | <0.0002 | |
| 3/12/2020 | <0.0002 | |
| 9/14/2020 | <0.0002 | |
| 3/16/2021 | <0.0002 | |
| 8/19/2021 | <0.0002 | |
| 3/2/2022 | <0.0002 | |
| 8/11/2022 | <0.0002 | |
| 2/21/2023 | <0.0002 | |
| 8/9/2023 | <0.0002 | |
| 2/21/2024 | <0.0002 | |
| 8/1/2024 | <0.0002 | |
| 2/13/2025 | <0.0002 | |
| 8/18/2025 | <0.0002 | |
| 1/22/2026 | | <0.0002 |

ND substitution: RL or RL/2 if <15% NDs.

# Prediction Limit

Constituent: Mercury (mg/L) Analysis Run 3/31/2026 6:17 AM View: Appendix I

Plant Wansley Client: Southern Company Data: Wansley Landfill

| | GWC-8 | GWC-8 |
|---|---|---|
| 9/7/2011 | <0.0002 | |
| 10/30/2011 | <0.0002 | |
| 12/5/2011 | <0.0002 | |
| 1/19/2012 | <0.0002 | |
| 7/18/2012 | <0.0002 | |
| 1/7/2013 | <0.0002 | |
| 7/9/2013 | <0.0002 | |
| 1/14/2014 | 0.000153 (J) | |
| 6/24/2014 | <0.0002 | |
| 1/20/2015 | <0.0002 | |
| 7/27/2015 | <0.0002 | |
| 1/26/2016 | <0.0002 | |
| 3/29/2016 | <0.0002 | |
| 5/24/2016 | <0.0002 | |
| 7/26/2016 | 0.00012 (J) | |
| 9/19/2016 | <0.0002 | |
| 11/16/2016 | <0.0002 | |
| 1/26/2017 | <0.0002 | |
| 3/23/2017 | 7.2E-05 (J) | |
| 5/3/2017 | <0.0002 | |
| 8/7/2017 | <0.0002 | |
| 1/24/2018 | <0.0002 | |
| 6/21/2018 | <0.0002 | |
| 1/22/2019 | <0.0002 | |
| 6/25/2019 | <0.0002 | |
| 9/10/2019 | 0.0004 | |
| 1/13/2020 | <0.0002 | |
| 3/12/2020 | <0.0002 | |
| 9/14/2020 | <0.0002 | |
| 3/16/2021 | <0.0002 | |
| 8/20/2021 | <0.0002 | |
| 3/2/2022 | <0.0002 | |
| 8/11/2022 | <0.0002 | |
| 2/15/2023 | <0.0002 | |
| 8/9/2023 | <0.0002 | |
| 2/21/2024 | <0.0002 | |
| 7/30/2024 | <0.0002 | |
| 2/13/2025 | <0.0002 | |
| 8/13/2025 | <0.0002 | |
| 1/22/2026 | | <0.0002 |

ND substitution: RL or RL/2 if <15% NDs.

# Prediction Limit

Constituent: Mercury (mg/L) Analysis Run 3/31/2026 6:17 AM View: Appendix I

Plant Wansley Client: Southern Company Data: Wansley Landfill

| | GWC-9 | GWC-9 |
|---|---|---|
| 9/7/2011 | <0.0002 | |
| 10/30/2011 | <0.0002 | |
| 12/4/2011 | <0.0002 | |
| 1/19/2012 | <0.0002 | |
| 7/18/2012 | <0.0002 | |
| 1/8/2013 | <0.0002 | |
| 7/9/2013 | <0.0002 | |
| 1/14/2014 | <0.0002 | |
| 6/24/2014 | <0.0002 | |
| 1/20/2015 | <0.0002 | |
| 7/27/2015 | <0.0002 | |
| 1/26/2016 | <0.0002 | |
| 3/29/2016 | <0.0002 | |
| 5/24/2016 | <0.0002 | |
| 7/25/2016 | 0.00012 (J) | |
| 9/19/2016 | <0.0002 | |
| 11/16/2016 | <0.0002 | |
| 1/31/2017 | 8.6E-05 (J) | |
| 3/23/2017 | <0.0002 | |
| 5/2/2017 | <0.0002 | |
| 8/7/2017 | <0.0002 | |
| 1/24/2018 | <0.0002 | |
| 6/21/2018 | <0.0002 | |
| 1/22/2019 | <0.0002 | |
| 6/25/2019 | <0.0002 | |
| 9/16/2019 | <0.0002 | |
| 3/16/2020 | <0.0002 | |
| 9/11/2020 | <0.0002 | |
| 3/16/2021 | <0.0002 | |
| 8/25/2021 | 0.00014 (J) | |
| 3/9/2022 | <0.0002 | |
| 8/16/2022 | <0.0002 | |
| 2/15/2023 | <0.0002 | |
| 8/9/2023 | <0.0002 | |
| 2/19/2024 | <0.0002 | |
| 7/31/2024 | <0.0002 | |
| 2/18/2025 | <0.0002 | |
| 8/13/2025 | <0.0002 | |
| 1/22/2026 | | <0.0002 |

ND substitution: RL or RL/2 if <15% NDs.

# Prediction Limit

Constituent: Mercury (mg/L) Analysis Run 3/31/2026 6:17 AM View: Appendix I

Plant Wansley Client: Southern Company Data: Wansley Landfill

| | GWC-10 | GWC-10 |
|---|---|---|
| 1/25/2016 | <0.0002 | |
| 3/30/2016 | <0.0002 | |
| 5/25/2016 | <0.0002 | |
| 7/27/2016 | 9.4E-05 (J) | |
| 9/16/2016 | <0.0002 | |
| 11/17/2016 | <0.0002 | |
| 2/1/2017 | 0.00011 (J) | |
| 3/24/2017 | <0.0002 | |
| 5/3/2017 | <0.0002 | |
| 8/8/2017 | <0.0002 | |
| 1/25/2018 | <0.0002 | |
| 6/21/2018 | <0.0002 | |
| 1/31/2019 | <0.0002 | |
| 6/26/2019 | <0.0002 | |
| 9/17/2019 | <0.0002 | |
| 3/17/2020 | <0.0002 | |
| 9/10/2020 | <0.0002 | |
| 3/18/2021 | <0.0002 | |
| 8/20/2021 | <0.0002 | |
| 3/8/2022 | <0.0002 | |
| 8/16/2022 | <0.0002 | |
| 2/15/2023 | <0.0002 | |
| 8/10/2023 | <0.0002 | |
| 2/20/2024 | <0.0002 | |
| 7/31/2024 | <0.0002 | |
| 2/19/2025 | <0.0002 | |
| 8/19/2025 | <0.0002 | |
| 1/21/2026 | | <0.0002 |

ND substitution: RL or RL/2 if <15% NDs.

# Prediction Limit

Constituent: Mercury (mg/L) Analysis Run 3/31/2026 6:17 AM View: Appendix I

Plant Wansley Client: Southern Company Data: Wansley Landfill

| | GWC-11 | GWC-11 |
|---|---|---|
| 9/13/2011 | <0.0002 | |
| 10/28/2011 | <0.0002 | |
| 12/4/2011 | <0.0002 | |
| 2/9/2012 | <0.0002 | |
| 7/18/2012 | <0.0002 | |
| 1/8/2013 | <0.0002 | |
| 7/9/2013 | <0.0002 | |
| 1/15/2014 | <0.0002 | |
| 6/25/2014 | <0.0002 | |
| 1/21/2015 | <0.0002 | |
| 7/28/2015 | <0.0002 | |
| 1/26/2016 | <0.0002 | |
| 3/29/2016 | <0.0002 | |
| 5/25/2016 | <0.0002 | |
| 7/25/2016 | 9.6E-05 (J) | |
| 9/19/2016 | <0.0002 | |
| 11/16/2016 | <0.0002 | |
| 1/31/2017 | 7.1E-05 (J) | |
| 3/23/2017 | <0.0002 | |
| 5/2/2017 | <0.0002 | |
| 8/7/2017 | <0.0002 | |
| 1/24/2018 | <0.0002 | |
| 6/20/2018 | <0.0002 | |
| 1/24/2019 | <0.0002 | |
| 6/26/2019 | <0.0002 | |
| 9/16/2019 | <0.0002 | |
| 3/16/2020 | <0.0002 | |
| 9/10/2020 | <0.0002 | |
| 3/17/2021 | <0.0002 | |
| 8/23/2021 | <0.0002 | |
| 3/7/2022 | <0.0002 | |
| 8/15/2022 | <0.0002 | |
| 2/21/2023 | <0.0002 | |
| 8/14/2023 | <0.0002 | |
| 2/14/2024 | <0.0002 | |
| 8/6/2024 | <0.0002 | |
| 2/18/2025 | <0.0002 | |
| 8/18/2025 | <0.0002 | |
| 1/21/2026 | | <0.0002 |

ND substitution: RL or RL/2 if <15% NDs.

# Prediction Limit

Constituent: Mercury (mg/L) Analysis Run 3/31/2026 6:17 AM View: Appendix I

Plant Wansley Client: Southern Company Data: Wansley Landfill

| | GWC-12 | GWC-12 |
|---|---|---|
| 9/13/2011 | <0.0002 | |
| 10/28/2011 | <0.0002 | |
| 12/4/2011 | <0.0002 | |
| 1/24/2012 | <0.0002 | |
| 7/11/2012 | <0.0002 | |
| 1/8/2013 | <0.0002 | |
| 7/10/2013 | <0.0002 | |
| 1/21/2014 | <0.0002 | |
| 7/1/2014 | <0.0002 | |
| 1/21/2015 | <0.0002 | |
| 7/28/2015 | <0.0002 | |
| 1/26/2016 | <0.0002 | |
| 3/29/2016 | <0.0002 | |
| 5/25/2016 | <0.0002 | |
| 7/22/2016 | <0.0002 | |
| 9/15/2016 | <0.0002 | |
| 11/16/2016 | <0.0002 | |
| 1/31/2017 | 0.00013 (J) | |
| 3/23/2017 | <0.0002 | |
| 5/3/2017 | <0.0002 | |
| 8/7/2017 | <0.0002 | |
| 1/24/2018 | <0.0002 | |
| 6/26/2018 | <0.0002 | |
| 1/25/2019 | <0.0002 | |
| 6/26/2019 | <0.0002 | |
| 9/11/2019 | <0.0002 | |
| 3/18/2020 | <0.0002 | |
| 9/10/2020 | <0.0002 | |
| 3/16/2021 | <0.0002 | |
| 8/19/2021 | <0.0002 | |
| 3/7/2022 | <0.0002 | |
| 8/16/2022 | <0.0002 | |
| 2/15/2023 | <0.0002 | |
| 8/14/2023 | <0.0002 | |
| 2/20/2024 | <0.0002 | |
| 8/6/2024 | <0.0002 | |
| 2/17/2025 | <0.0002 | |
| 8/18/2025 | <0.0002 | |
| 1/21/2026 | | <0.0002 |

ND substitution: RL or RL/2 if <15% NDs.

# Prediction Limit

Constituent: Mercury (mg/L) Analysis Run 3/31/2026 6:17 AM View: Appendix I

Plant Wansley Client: Southern Company Data: Wansley Landfill

| | GWC-13 | GWC-13 |
|---|---|---|
| 9/13/2011 | <0.0002 | |
| 10/28/2011 | <0.0002 | |
| 12/4/2011 | <0.0002 | |
| 1/24/2012 | <0.0002 | |
| 7/11/2012 | <0.0002 | |
| 1/8/2013 | <0.0002 | |
| 7/10/2013 | <0.0002 | |
| 1/21/2014 | <0.0002 | |
| 7/1/2014 | <0.0002 | |
| 1/21/2015 | <0.0002 | |
| 7/28/2015 | <0.0002 | |
| 1/27/2016 | <0.0002 | |
| 3/29/2016 | <0.0002 | |
| 5/25/2016 | <0.0002 | |
| 7/26/2016 | 0.00012 (J) | |
| 9/15/2016 | <0.0002 | |
| 11/17/2016 | <0.0002 | |
| 1/31/2017 | 9.6E-05 (J) | |
| 3/23/2017 | <0.0002 | |
| 5/3/2017 | <0.0002 | |
| 8/4/2017 | <0.0002 | |
| 1/25/2018 | <0.0002 | |
| 6/20/2018 | <0.0002 | |
| 1/22/2019 | <0.0002 | |
| 6/25/2019 | <0.0002 | |
| 9/12/2019 | <0.0002 | |
| 3/12/2020 | <0.0002 | |
| 9/10/2020 | <0.0002 | |
| 3/17/2021 | <0.0002 | |
| 8/23/2021 | <0.0002 | |
| 3/8/2022 | <0.0002 | |
| 8/15/2022 | <0.0002 | |
| 2/21/2023 | <0.0002 | |
| 8/16/2023 | <0.0002 | |
| 2/19/2024 | <0.0002 | |
| 8/5/2024 | <0.0002 | |
| 2/18/2025 | <0.0002 | |
| 8/19/2025 | <0.0002 | |
| 1/21/2026 | | <0.0002 |

ND substitution: RL or RL/2 if <15% NDs.

# Prediction Limit

Constituent: Mercury (mg/L) Analysis Run 3/31/2026 6:17 AM View: Appendix I

Plant Wansley Client: Southern Company Data: Wansley Landfill

| | GWC-14 | GWC-14 |
|---|---|---|
| 9/13/2011 | <0.0002 | |
| 10/27/2011 | <0.0002 | |
| 12/3/2011 | <0.0002 | |
| 1/24/2012 | <0.0002 | |
| 7/11/2012 | <0.0002 | |
| 1/8/2013 | <0.0002 | |
| 7/10/2013 | <0.0002 | |
| 1/21/2014 | <0.0002 | |
| 7/1/2014 | <0.0002 | |
| 1/14/2015 | <0.0002 | |
| 7/22/2015 | 3.99E-05 (J) | |
| 1/27/2016 | <0.0002 | |
| 3/30/2016 | <0.0002 | |
| 5/25/2016 | <0.0002 | |
| 7/26/2016 | 0.00012 (J) | |
| 9/15/2016 | <0.0002 | |
| 11/17/2016 | 8.7E-05 (J) | |
| 2/1/2017 | 9.2E-05 (J) | |
| 3/23/2017 | <0.0002 | |
| 5/3/2017 | <0.0002 | |
| 8/7/2017 | <0.0002 | |
| 1/25/2018 | <0.0002 | |
| 6/20/2018 | 8.5E-05 (J) | |
| 1/22/2019 | <0.0002 | |
| 6/25/2019 | <0.0002 | |
| 9/12/2019 | <0.0002 | |
| 3/17/2020 | <0.0002 | |
| 9/10/2020 | <0.0002 | |
| 3/17/2021 | <0.0002 | |
| 8/23/2021 | <0.0002 | |
| 3/7/2022 | 0.00023 | |
| 5/3/2022 | <0.0002 | |
| 8/16/2022 | <0.0002 | |
| 2/17/2023 | <0.0002 | |
| 8/14/2023 | <0.0002 | |
| 2/19/2024 | <0.0002 | |
| 8/6/2024 | <0.0002 | |
| 2/17/2025 | <0.0002 | |
| 8/19/2025 | <0.0002 | |
| 1/20/2026 | | <0.0002 |

ND substitution: RL or RL/2 if <15% NDs.

# Prediction Limit

Constituent: Mercury (mg/L) Analysis Run 3/31/2026 6:17 AM View: Appendix I

Plant Wansley Client: Southern Company Data: Wansley Landfill

| | GWC-15 | GWC-15 |
|---|---|---|
| 9/16/2011 | <0.0002 | |
| 10/27/2011 | <0.0002 | |
| 12/3/2011 | <0.0002 | |
| 2/9/2012 | <0.0002 | |
| 7/11/2012 | <0.0002 | |
| 1/8/2013 | <0.0002 | |
| 7/2/2013 | <0.0002 | |
| 1/21/2014 | <0.0002 | |
| 6/24/2014 | <0.0002 | |
| 1/14/2015 | <0.0002 | |
| 7/22/2015 | <0.0002 | |
| 1/27/2016 | <0.0002 | |
| 3/30/2016 | <0.0002 | |
| 5/25/2016 | <0.0002 | |
| 7/26/2016 | 0.00012 (J) | |
| 9/20/2016 | <0.0002 | |
| 11/17/2016 | <0.0002 | |
| 2/1/2017 | 0.00013 (J) | |
| 3/23/2017 | <0.0002 | |
| 5/3/2017 | <0.0002 | |
| 8/4/2017 | <0.0002 | |
| 1/25/2018 | <0.0002 | |
| 6/20/2018 | <0.0002 | |
| 1/22/2019 | <0.0002 | |
| 6/25/2019 | <0.0002 | |
| 9/17/2019 | <0.0002 | |
| 3/16/2020 | <0.0002 | |
| 9/10/2020 | <0.0002 | |
| 3/18/2021 | <0.0002 | |
| 8/24/2021 | <0.0002 | |
| 3/7/2022 | <0.0002 | |
| 8/16/2022 | <0.0002 | |
| 2/21/2023 | <0.0002 | |
| 8/14/2023 | <0.0002 | |
| 2/21/2024 | <0.0002 | |
| 8/6/2024 | <0.0002 | |
| 2/18/2025 | <0.0002 | |
| 8/18/2025 | <0.0002 | |
| 1/21/2026 | | <0.0002 |

ND substitution: RL or RL/2 if <15% NDs.

# Prediction Limit

Constituent: Mercury (mg/L) Analysis Run 3/31/2026 6:17 AM View: Appendix I

Plant Wansley Client: Southern Company Data: Wansley Landfill

| | GWC-16 | GWC-16 |
|---|---|---|
| 8/30/2011 | <0.0002 | |
| 10/26/2011 | <0.0002 | |
| 12/3/2011 | <0.0002 | |
| 1/25/2012 | <0.0002 | |
| 7/11/2012 | <0.0002 | |
| 1/8/2013 | <0.0002 | |
| 7/2/2013 | <0.0002 | |
| 1/14/2014 | <0.0002 | |
| 6/25/2014 | <0.0002 | |
| 1/13/2015 | <0.0002 | |
| 7/22/2015 | <0.0002 | |
| 1/27/2016 | <0.0002 | |
| 3/30/2016 | <0.0002 | |
| 5/25/2016 | <0.0002 | |
| 7/27/2016 | 8.9E-05 (J) | |
| 9/16/2016 | <0.0002 | |
| 11/17/2016 | <0.0002 | |
| 2/1/2017 | 0.00015 (J) | |
| 3/24/2017 | <0.0002 | |
| 5/3/2017 | <0.0002 | |
| 8/7/2017 | <0.0002 | |
| 1/25/2018 | <0.0002 | |
| 6/20/2018 | <0.0002 | |
| 1/25/2019 | <0.0002 | |
| 6/25/2019 | <0.0002 | |
| 9/11/2019 | <0.0002 | |
| 3/17/2020 | <0.0002 | |
| 9/11/2020 | <0.0002 | |
| 3/17/2021 | <0.0002 | |
| 8/20/2021 | <0.0002 | |
| 3/8/2022 | <0.0002 | |
| 8/16/2022 | <0.0002 | |
| 2/20/2023 | <0.0002 | |
| 8/14/2023 | <0.0002 | |
| 2/21/2024 | <0.0002 | |
| 8/5/2024 | <0.0002 | |
| 2/11/2025 | <0.0002 | |
| 8/15/2025 | <0.0002 | |
| 1/21/2026 | | <0.0002 |

ND substitution: RL or RL/2 if <15% NDs.

# Prediction Limit

Constituent: Mercury (mg/L) Analysis Run 3/31/2026 6:17 AM View: Appendix I

Plant Wansley Client: Southern Company Data: Wansley Landfill

| | GWC-17 | GWC-17 |
|---|---|---|
| 8/30/2011 | <0.0002 | |
| 10/26/2011 | <0.0002 | |
| 12/3/2011 | <0.0002 | |
| 1/25/2012 | <0.0002 | |
| 7/11/2012 | <0.0002 | |
| 1/8/2013 | <0.0002 | |
| 7/16/2013 | <0.0002 | |
| 1/14/2014 | <0.0002 | |
| 6/25/2014 | <0.0002 | |
| 1/14/2015 | <0.0002 | |
| 7/28/2015 | <0.0002 | |
| 1/27/2016 | <0.0002 | |
| 3/30/2016 | <0.0002 | |
| 5/25/2016 | <0.0002 | |
| 7/27/2016 | 9.7E-05 (J) | |
| 9/19/2016 | <0.0002 | |
| 11/17/2016 | <0.0002 | |
| 2/1/2017 | 0.0002 | |
| 3/24/2017 | <0.0002 | |
| 5/3/2017 | <0.0002 | |
| 8/7/2017 | <0.0002 | |
| 1/25/2018 | <0.0002 | |
| 6/26/2018 | <0.0002 | |
| 1/24/2019 | <0.0002 | |
| 6/25/2019 | <0.0002 | |
| 9/11/2019 | <0.0002 | |
| 3/17/2020 | <0.0002 | |
| 9/14/2020 | <0.0002 | |
| 3/16/2021 | <0.0002 | |
| 8/20/2021 | <0.0002 | |
| 3/8/2022 | <0.0002 | |
| 8/11/2022 | <0.0002 | |
| 2/20/2023 | <0.0002 | |
| 8/10/2023 | <0.0002 | |
| 2/20/2024 | <0.0002 | |
| 8/7/2024 | <0.0002 | |
| 2/13/2025 | <0.0002 | |
| 8/13/2025 | <0.0002 | |
| 1/21/2026 | | <0.0002 |

ND substitution: RL or RL/2 if <15% NDs.

# Prediction Limit

Constituent: Mercury (mg/L) Analysis Run 3/31/2026 6:17 AM View: Appendix I

Plant Wansley Client: Southern Company Data: Wansley Landfill

| | GWC-18 | GWC-18 |
|---|---|---|
| 8/30/2011 | <0.0002 | |
| 10/26/2011 | <0.0002 | |
| 12/3/2011 | <0.0002 | |
| 2/9/2012 | <0.0002 | |
| 7/11/2012 | <0.0002 | |
| 1/8/2013 | <0.0002 | |
| 7/16/2013 | <0.0002 | |
| 1/14/2014 | <0.0002 | |
| 6/24/2014 | <0.0002 | |
| 1/13/2015 | <0.0002 | |
| 7/23/2015 | <0.0002 | |
| 1/27/2016 | <0.0002 | |
| 3/30/2016 | <0.0002 | |
| 5/26/2016 | <0.0002 | |
| 7/25/2016 | 0.00012 (J) | |
| 9/19/2016 | <0.0002 | |
| 11/17/2016 | <0.0002 | |
| 2/1/2017 | 9.8E-05 (J) | |
| 3/24/2017 | <0.0002 | |
| 5/3/2017 | <0.0002 | |
| 8/7/2017 | <0.0002 | |
| 1/25/2018 | <0.0002 | |
| 6/21/2018 | <0.0002 | |
| 1/28/2019 | <0.0002 | |
| 6/27/2019 | <0.0002 | |
| 9/11/2019 | <0.0002 | |
| 3/17/2020 | <0.0002 | |
| 9/14/2020 | <0.0002 | |
| 3/16/2021 | <0.0002 | |
| 8/24/2021 | <0.0002 | |
| 3/8/2022 | <0.0002 | |
| 8/11/2022 | <0.0002 | |
| 2/20/2023 | <0.0002 | |
| 8/9/2023 | <0.0002 | |
| 2/21/2024 | <0.0002 | |
| 8/7/2024 | <0.0002 | |
| 2/13/2025 | <0.0002 | |
| 8/13/2025 | <0.0002 | |
| 1/21/2026 | | <0.0002 |

ND substitution: RL or RL/2 if <15% NDs.

# Prediction Limit

Constituent: Mercury (mg/L) Analysis Run 3/31/2026 6:17 AM View: Appendix I

Plant Wansley Client: Southern Company Data: Wansley Landfill

| | GWC-19 | GWC-19 |
|---|---|---|
| 8/30/2011 | <0.0002 | |
| 10/26/2011 | <0.0002 | |
| 12/3/2011 | <0.0002 | |
| 2/8/2012 | <0.0002 | |
| 7/11/2012 | <0.0002 | |
| 1/8/2013 | <0.0002 | |
| 7/16/2013 | <0.0002 | |
| 1/21/2014 | <0.0002 | |
| 6/24/2014 | <0.0002 | |
| 1/13/2015 | <0.0002 | |
| 7/23/2015 | <0.0002 | |
| 1/27/2016 | <0.0002 | |
| 3/30/2016 | <0.0002 | |
| 5/26/2016 | <0.0002 | |
| 7/25/2016 | 0.00013 (J) | |
| 9/19/2016 | <0.0002 | |
| 11/17/2016 | <0.0002 | |
| 2/2/2017 | 0.00011 (J) | |
| 3/24/2017 | <0.0002 | |
| 5/3/2017 | <0.0002 | |
| 8/7/2017 | <0.0002 | |
| 1/25/2018 | <0.0002 | |
| 6/21/2018 | <0.0002 | |
| 1/28/2019 | <0.0002 | |
| 6/26/2019 | <0.0002 | |
| 9/12/2019 | <0.0002 | |
| 3/18/2020 | <0.0002 | |
| 9/15/2020 | <0.0002 | |
| 3/17/2021 | <0.0002 | |
| 8/24/2021 | <0.0002 | |
| 3/8/2022 | <0.0002 | |
| 8/11/2022 | <0.0002 | |
| 2/21/2023 | <0.0002 | |
| 8/9/2023 | <0.0002 | |
| 2/21/2024 | <0.0002 | |
| 8/6/2024 | <0.0002 | |
| 2/14/2025 | <0.0002 | |
| 8/13/2025 | <0.0002 | |
| 1/21/2026 | | <0.0002 |

ND substitution: RL or RL/2 if <15% NDs.

# Prediction Limit

Constituent: Mercury (mg/L) Analysis Run 3/31/2026 6:17 AM View: Appendix I

Plant Wansley Client: Southern Company Data: Wansley Landfill

| | GWC-20 | GWC-20 |
|---|---|---|
| 8/31/2011 | <0.0002 | |
| 10/27/2011 | <0.0002 | |
| 12/4/2011 | <0.0002 | |
| 2/8/2012 | <0.0002 | |
| 7/11/2012 | <0.0002 | |
| 1/8/2013 | <0.0002 | |
| 7/16/2013 | <0.0002 | |
| 1/21/2014 | <0.0002 | |
| 6/24/2014 | <0.0002 | |
| 1/13/2015 | <0.0002 | |
| 7/23/2015 | <0.0002 | |
| 1/27/2016 | <0.0002 | |
| 3/30/2016 | <0.0002 | |
| 5/26/2016 | <0.0002 | |
| 7/25/2016 | 0.00011 (J) | |
| 9/20/2016 | <0.0002 | |
| 11/17/2016 | <0.0002 | |
| 2/2/2017 | 8.6E-05 (J) | |
| 3/28/2017 | <0.0002 | |
| 5/4/2017 | <0.0002 | |
| 8/7/2017 | <0.0002 | |
| 1/26/2018 | <0.0002 | |
| 6/21/2018 | <0.0002 | |
| 1/28/2019 | <0.0002 | |
| 6/25/2019 | <0.0002 | |
| 9/11/2019 | <0.0002 | |
| 3/18/2020 | <0.0002 | |
| 9/15/2020 | <0.0002 | |
| 3/16/2021 | <0.0002 | |
| 8/24/2021 | <0.0002 | |
| 3/7/2022 | <0.0002 | |
| 8/16/2022 | <0.0002 | |
| 2/22/2023 | <0.0002 | |
| 8/9/2023 | <0.0002 | |
| 2/20/2024 | <0.0002 | |
| 8/2/2024 | <0.0002 | |
| 2/14/2025 | <0.0002 | |
| 8/12/2025 | <0.0002 | |
| 1/21/2026 | | <0.0002 |

ND substitution: RL or RL/2 if <15% NDs.

# Prediction Limit

Constituent: Mercury (mg/L) Analysis Run 3/31/2026 6:17 AM View: Appendix I

Plant Wansley Client: Southern Company Data: Wansley Landfill

| | GWC-21 | GWC-21 |
|---|---|---|
| 8/31/2011 | <0.0002 | |
| 10/27/2011 | <0.0002 | |
| 12/4/2011 | <0.0002 | |
| 2/8/2012 | <0.0002 | |
| 7/17/2012 | <0.0002 | |
| 1/9/2013 | <0.0002 | |
| 7/16/2013 | <0.0002 | |
| 1/21/2014 | <0.0002 | |
| 6/24/2014 | <0.0002 | |
| 1/13/2015 | <0.0002 | |
| 7/23/2015 | <0.0002 | |
| 1/26/2016 | <0.0002 | |
| 3/30/2016 | <0.0002 | |
| 5/26/2016 | <0.0002 | |
| 7/26/2016 | 0.00013 (J) | |
| 9/20/2016 | 7.2E-05 (J) | |
| 11/17/2016 | 8.4E-05 (J) | |
| 2/2/2017 | 0.00011 (J) | |
| 3/28/2017 | <0.0002 | |
| 5/4/2017 | <0.0002 | |
| 8/7/2017 | <0.0002 | |
| 1/26/2018 | <0.0002 | |
| 6/20/2018 | <0.0002 | |
| 1/24/2019 | <0.0002 | |
| 6/25/2019 | <0.0002 | |
| 9/11/2019 | <0.0002 | |
| 3/18/2020 | <0.0002 | |
| 9/15/2020 | <0.0002 | |
| 3/16/2021 | <0.0002 | |
| 8/19/2021 | <0.0002 | |
| 3/7/2022 | <0.0002 | |
| 8/16/2022 | <0.0002 | |
| 2/21/2023 | <0.0002 | |
| 8/9/2023 | <0.0002 | |
| 2/19/2024 | <0.0002 | |
| 7/30/2024 | <0.0002 | |
| 2/11/2025 | <0.0002 | |
| 8/12/2025 | <0.0002 | |
| 1/20/2026 | | <0.0002 |

ND substitution: RL or RL/2 if <15% NDs.

# Prediction Limit

Constituent: Mercury (mg/L) Analysis Run 3/31/2026 6:17 AM View: Appendix I

Plant Wansley Client: Southern Company Data: Wansley Landfill

| | GWC-22 | GWC-22 |
|---|---|---|
| 9/15/2011 | <0.0002 | |
| 10/29/2011 | <0.0002 | |
| 12/13/2011 | <0.0002 | |
| 1/25/2012 | <0.0002 | |
| 7/18/2012 | <0.0002 | |
| 1/22/2013 | <0.0002 | |
| 7/16/2013 | <0.0002 | |
| 1/21/2014 | <0.0002 | |
| 6/25/2014 | <0.0002 | |
| 1/14/2015 | <0.0002 | |
| 7/23/2015 | <0.0002 | |
| 1/26/2016 | <0.0002 | |
| 3/31/2016 | <0.0002 | |
| 5/26/2016 | <0.0002 | |
| 7/26/2016 | 0.00012 (J) | |
| 9/20/2016 | 0.00013 (J) | |
| 11/17/2016 | <0.0002 | |
| 2/3/2017 | <0.0002 | |
| 3/28/2017 | <0.0002 | |
| 5/3/2017 | <0.0002 | |
| 8/8/2017 | <0.0002 | |
| 1/25/2018 | <0.0002 | |
| 6/20/2018 | <0.0002 | |
| 1/24/2019 | <0.0002 | |
| 6/25/2019 | <0.0002 | |
| 9/10/2019 | <0.0002 | |
| 3/18/2020 | <0.0002 | |
| 9/10/2020 | <0.0002 | |
| 3/15/2021 | <0.0002 | |
| 8/19/2021 | <0.0002 | |
| 3/8/2022 | <0.0002 | |
| 8/17/2022 | <0.0002 | |
| 2/14/2023 | <0.0002 | |
| 8/14/2023 | <0.0002 | |
| 2/14/2024 | <0.0002 | |
| 8/6/2024 | <0.0002 | |
| 2/11/2025 | <0.0002 | |
| 8/12/2025 | <0.0002 | |
| 1/20/2026 | | <0.0002 |

ND substitution: RL or RL/2 if <15% NDs.

# Prediction Limit

Constituent: Mercury (mg/L) Analysis Run 3/31/2026 6:17 AM View: Appendix I

Plant Wansley Client: Southern Company Data: Wansley Landfill

| | GWC-23 | GWC-23 |
|---|---|---|
| 9/16/2011 | <0.0002 | |
| 10/29/2011 | <0.0002 | |
| 12/13/2011 | <0.0002 | |
| 1/31/2012 | <0.0002 | |
| 7/18/2012 | <0.0002 | |
| 1/22/2013 | <0.0002 | |
| 7/23/2013 | <0.0002 | |
| 1/22/2014 | <0.0002 | |
| 7/1/2014 | <0.0002 | |
| 1/22/2015 | <0.0002 | |
| 7/29/2015 | <0.0002 | |
| 1/21/2016 | <0.0002 | |
| 3/29/2016 | <0.0002 | |
| 5/25/2016 | <0.0002 | |
| 7/27/2016 | 8.6E-05 (J) | |
| 9/20/2016 | <0.0002 | |
| 11/18/2016 | <0.0002 | |
| 2/3/2017 | <0.0002 | |
| 3/28/2017 | <0.0002 | |
| 5/4/2017 | <0.0002 | |
| 8/8/2017 | <0.0002 | |
| 1/25/2018 | <0.0002 | |
| 6/20/2018 | <0.0002 | |
| 1/25/2019 | <0.0002 | |
| 6/26/2019 | <0.0002 | |
| 9/12/2019 | <0.0002 | |
| 3/18/2020 | <0.0002 | |
| 9/10/2020 | <0.0002 | |
| 3/18/2021 | <0.0002 | |
| 8/23/2021 | <0.0002 | |
| 3/9/2022 | <0.0002 | |
| 8/16/2022 | <0.0002 | |
| 2/21/2023 | <0.0002 | |
| 8/15/2023 | <0.0002 | |
| 2/19/2024 | <0.0002 | |
| 7/30/2024 | <0.0002 | |
| 2/11/2025 | <0.0002 | |
| 8/12/2025 | <0.0002 | |
| 1/22/2026 | | <0.0002 |

ND substitution: RL or RL/2 if <15% NDs.

# Prediction Limit

Constituent: Mercury (mg/L) Analysis Run 3/31/2026 6:17 AM View: Appendix I

Plant Wansley Client: Southern Company Data: Wansley Landfill

| | GWC-24 | GWC-24 |
|---|---|---|
| 7/8/2014 | <0.0002 | |
| 7/31/2015 | <0.0002 | |
| 1/20/2016 | <0.0002 | |
| 3/30/2016 | <0.0002 | |
| 5/25/2016 | <0.0002 | |
| 7/27/2016 | 9E-05 (J) | |
| 9/16/2016 | <0.0002 | |
| 11/18/2016 | <0.0002 | |
| 2/3/2017 | <0.0002 | |
| 3/29/2017 | <0.0002 | |
| 5/4/2017 | <0.0002 | |
| 8/8/2017 | <0.0002 | |
| 1/25/2018 | <0.0002 | |
| 6/27/2018 | <0.0002 | |
| 1/31/2019 | <0.0002 | |
| 6/26/2019 | <0.0002 | |
| 9/11/2019 | <0.0002 | |
| 3/12/2020 | <0.0002 | |
| 9/15/2020 | <0.0002 | |
| 3/18/2021 | <0.0002 | |
| 8/19/2021 | <0.0002 | |
| 3/10/2022 | <0.0002 | |
| 8/18/2022 | <0.0002 | |
| 2/16/2023 | <0.0002 | |
| 8/16/2023 | <0.0002 | |
| 2/22/2024 | <0.0002 | |
| 8/6/2024 | <0.0002 | |
| 2/14/2025 | <0.0002 | |
| 8/14/2025 | <0.0002 | |
| 1/21/2026 | | <0.0002 |

ND substitution: RL or RL/2 if <15% NDs.

# Prediction Limit

Constituent: Mercury (mg/L) Analysis Run 3/31/2026 6:17 AM View: Appendix I

Plant Wansley Client: Southern Company Data: Wansley Landfill

| | GWC-25 | GWC-25 |
|---|---|---|
| 9/17/2011 | <0.0002 | |
| 10/31/2011 | <0.0002 | |
| 12/14/2011 | <0.0002 | |
| 2/7/2012 | <0.0002 | |
| 7/17/2012 | <0.0002 | |
| 7/24/2013 | <0.0002 | |
| 1/23/2014 | <0.0002 | |
| 7/8/2014 | <0.0002 | |
| 1/21/2015 | <0.0002 | |
| 7/30/2015 | <0.0002 | |
| 1/21/2016 | <0.0002 | |
| 3/28/2016 | <0.0002 | |
| 5/25/2016 | <0.0002 | |
| 7/27/2016 | 9.8E-05 (J) | |
| 9/19/2016 | <0.0002 | |
| 11/15/2016 | <0.0002 | |
| 1/24/2017 | <0.0002 | |
| 3/23/2017 | <0.0002 | |
| 5/2/2017 | <0.0002 | |
| 8/3/2017 | <0.0002 | |
| 1/25/2018 | <0.0002 | |
| 6/27/2018 | <0.0002 | |
| 1/24/2019 | <0.0002 | |
| 6/25/2019 | <0.0002 | |
| 9/11/2019 | <0.0002 | |
| 3/12/2020 | <0.0002 | |
| 9/14/2020 | <0.0002 | |
| 3/17/2021 | <0.0002 | |
| 8/19/2021 | <0.0002 | |
| 3/8/2022 | <0.0002 | |
| 8/10/2022 | <0.0002 | |
| 2/21/2023 | <0.0002 | |
| 8/15/2023 | <0.0002 | |
| 2/21/2024 | <0.0002 | |
| 8/1/2024 | <0.0002 | |
| 2/14/2025 | <0.0002 | |
| 8/13/2025 | <0.0002 | |
| 1/21/2026 | | <0.0002 |

ND substitution: RL or RL/2 if <15% NDs.

# Prediction Limit

Constituent: Mercury (mg/L) Analysis Run 3/31/2026 6:17 AM View: Appendix I

Plant Wansley Client: Southern Company Data: Wansley Landfill

| | GWC-26 | GWC-26 |
|---|---|---|
| 9/17/2011 | <0.0002 | |
| 10/29/2011 | <0.0002 | |
| 12/14/2011 | <0.0002 | |
| 2/7/2012 | <0.0002 | |
| 7/17/2012 | <0.0002 | |
| 1/24/2013 | <0.0002 | |
| 7/24/2013 | <0.0002 | |
| 1/23/2014 | <0.0002 | |
| 7/8/2014 | <0.0002 | |
| 1/21/2015 | <0.0002 | |
| 7/31/2015 | <0.0002 | |
| 1/25/2016 | <0.0002 | |
| 3/24/2016 | <0.0002 | |
| 5/25/2016 | <0.0002 | |
| 7/26/2016 | 0.00012 (J) | |
| 9/19/2016 | <0.0002 | |
| 11/14/2016 | <0.0002 | |
| 1/19/2017 | <0.0002 | |
| 3/16/2017 | 0.00014 (J) | |
| 5/1/2017 | <0.0002 | |
| 8/3/2017 | <0.0002 | |
| 1/22/2018 | <0.0002 | |
| 6/27/2018 | <0.0002 | |
| 1/24/2019 | <0.0002 | |
| 6/25/2019 | <0.0002 | |
| 9/12/2019 | <0.0002 | |
| 3/13/2020 | <0.0002 | |
| 9/15/2020 | <0.0002 | |
| 3/17/2021 | <0.0002 | |
| 8/19/2021 | <0.0002 | |
| 3/9/2022 | <0.0002 | |
| 8/10/2022 | <0.0002 | |
| 2/21/2023 | <0.0002 | |
| 8/16/2023 | <0.0002 | |
| 2/20/2024 | <0.0002 | |
| 8/2/2024 | <0.0002 | |
| 2/13/2025 | <0.0002 | |
| 8/13/2025 | <0.0002 | |
| 1/22/2026 | | <0.0002 |

ND substitution: RL or RL/2 if <15% NDs.

# Prediction Limit

Constituent: Mercury (mg/L) Analysis Run 3/31/2026 6:17 AM View: Appendix I

Plant Wansley Client: Southern Company Data: Wansley Landfill

| | GWC-27 | GWC-27 |
|---|---|---|
| 9/17/2011 | <0.0002 | |
| 10/29/2011 | <0.0002 | |
| 12/14/2011 | <0.0002 | |
| 1/25/2012 | <0.0002 | |
| 7/17/2012 | <0.0002 | |
| 1/24/2013 | <0.0002 | |
| 7/24/2013 | <0.0002 | |
| 1/23/2014 | <0.0002 | |
| 7/8/2014 | <0.0002 | |
| 1/21/2015 | <0.0002 | |
| 7/30/2015 | <0.0002 | |
| 1/22/2016 | <0.0002 | |
| 3/23/2016 | <0.0002 | |
| 5/24/2016 | <0.0002 | |
| 7/26/2016 | 0.00012 (J) | |
| 9/19/2016 | <0.0002 | |
| 11/11/2016 | <0.0002 | |
| 1/20/2017 | <0.0002 | |
| 3/16/2017 | 0.00015 (J) | |
| 4/28/2017 | <0.0002 | |
| 8/3/2017 | <0.0002 | |
| 1/19/2018 | <0.0002 | |
| 6/27/2018 | <0.0002 | |
| 1/24/2019 | <0.0002 | |
| 6/26/2019 | <0.0002 | |
| 9/12/2019 | <0.0002 | |
| 3/12/2020 | <0.0002 | |
| 9/9/2020 | <0.0002 | |
| 3/18/2021 | <0.0002 | |
| 8/23/2021 | <0.0002 | |
| 3/8/2022 | <0.0002 | |
| 8/10/2022 | <0.0002 | |
| 2/20/2023 | <0.0002 | |
| 8/15/2023 | <0.0002 | |
| 2/20/2024 | <0.0002 | |
| 7/30/2024 | <0.0002 | |
| 2/11/2025 | <0.0002 | |
| 8/13/2025 | 0.00017 (J) | |
| 1/21/2026 | | <0.0002 |

ND substitution: RL or RL/2 if <15% NDs.

# Prediction Limit

Constituent: Mercury (mg/L) Analysis Run 3/31/2026 6:17 AM View: Appendix I

Plant Wansley Client: Southern Company Data: Wansley Landfill

| | GWC-30 | GWC-30 |
|---|---|---|
| 9/15/2011 | <0.0002 | |
| 10/28/2011 | <0.0002 | |
| 12/13/2011 | <0.0002 | |
| 2/8/2012 | <0.0002 | |
| 7/18/2012 | <0.0002 | |
| 1/24/2013 | <0.0002 | |
| 7/24/2013 | <0.0002 | |
| 1/23/2014 | <0.0002 | |
| 7/1/2014 | <0.0002 | |
| 1/20/2015 | <0.0002 | |
| 7/30/2015 | <0.0002 | |
| 1/19/2016 | <0.0002 | |
| 3/23/2016 | <0.0002 | |
| 5/20/2016 | <0.0002 | |
| 7/21/2016 | 8.6E-05 (J) | |
| 9/20/2016 | <0.0002 | |
| 11/14/2016 | <0.0002 | |
| 1/24/2017 | <0.0002 | |
| 3/17/2017 | 0.00017 (J) | |
| 5/1/2017 | <0.0002 | |
| 8/4/2017 | <0.0002 | |
| 1/24/2018 | <0.0002 | |
| 6/21/2018 | <0.0002 | |
| 1/30/2019 | <0.0002 | |
| 6/27/2019 | <0.0002 | |
| 9/10/2019 | 0.00014 (J) | |
| 3/11/2020 | <0.0002 | |
| 9/10/2020 | <0.0002 | |
| 3/18/2021 | <0.0002 | |
| 8/23/2021 | <0.0002 | |
| 3/2/2022 | <0.0002 | |
| 8/10/2022 | <0.0002 | |
| 2/14/2023 | <0.0002 | |
| 8/16/2023 | <0.0002 | |
| 2/21/2024 | <0.0002 | |
| 8/5/2024 | <0.0002 | |
| 2/13/2025 | <0.0002 | |
| 8/14/2025 | <0.0002 | |
| 1/21/2026 | | <0.0002 |

ND substitution: RL or RL/2 if <15% NDs.

# Prediction Limit

Constituent: Mercury (mg/L) Analysis Run 3/31/2026 6:17 AM View: Appendix I

Plant Wansley Client: Southern Company Data: Wansley Landfill

| | GWC-31 | GWC-31 |
|---|---|---|
| 9/17/2011 | <0.0002 | |
| 10/31/2011 | <0.0002 | |
| 2/7/2012 | <0.0002 | |
| 1/23/2013 | <0.0002 | |
| 1/23/2014 | <0.0002 | |
| 7/1/2014 | <0.0002 | |
| 1/21/2015 | <0.0002 | |
| 1/25/2016 | <0.0002 | |
| 3/30/2016 | <0.0002 | |
| 5/25/2016 | <0.0002 | |
| 7/27/2016 | 0.0001 (J) | |
| 1/25/2017 | <0.0002 | |
| 3/23/2017 | <0.0002 | |
| 5/2/2017 | <0.0002 | |
| 7/19/2017 | <0.0002 | |
| 8/4/2017 | <0.0002 | |
| 1/23/2018 | <0.0002 | |
| 6/27/2018 | <0.0002 | |
| 1/31/2019 | <0.0002 | |
| 6/26/2019 | <0.0002 | |
| 9/11/2019 | <0.0002 | |
| 3/17/2020 | <0.0002 | |
| 9/11/2020 | <0.0002 | |
| 3/16/2021 | <0.0002 | |
| 8/25/2021 | 0.00016 (J) | |
| 3/10/2022 | <0.0002 | |
| 8/16/2022 | <0.0002 | |
| 2/22/2023 | <0.0002 | |
| 8/16/2023 | <0.0002 | |
| 2/21/2024 | <0.0002 | |
| 8/2/2024 | <0.0002 | |
| 2/18/2025 | <0.0002 | |
| 8/15/2025 | <0.0002 | |
| 2/11/2026 | | <0.0002 |

ND substitution: RL or RL/2 if <15% NDs.

# Prediction Limit

Constituent: Mercury (mg/L) Analysis Run 3/31/2026 6:17 AM View: Appendix I

Plant Wansley Client: Southern Company Data: Wansley Landfill

| | GWC-32 | GWC-32 |
|---|---|---|
| 9/15/2011 | <0.0002 | |
| 10/31/2011 | <0.0002 | |
| 12/13/2011 | <0.0002 | |
| 2/1/2012 | <0.0002 | |
| 7/17/2012 | <0.0002 | |
| 1/23/2013 | <0.0002 | |
| 7/24/2013 | <0.0002 | |
| 1/23/2014 | <0.0002 | |
| 7/1/2014 | <0.0002 | |
| 1/20/2015 | <0.0002 | |
| 7/30/2015 | <0.0002 | |
| 1/25/2016 | <0.0002 | |
| 3/23/2016 | <0.0002 | |
| 5/24/2016 | <0.0002 | |
| 7/22/2016 | <0.0002 | |
| 9/16/2016 | <0.0002 | |
| 11/15/2016 | <0.0002 | |
| 1/26/2017 | 7.3E-05 (J) | |
| 3/24/2017 | <0.0002 | |
| 5/2/2017 | <0.0002 | |
| 8/3/2017 | <0.0002 | |
| 1/23/2018 | <0.0002 | |
| 6/26/2018 | <0.0002 | |
| 1/30/2019 | <0.0002 | |
| 6/27/2019 | <0.0002 | |
| 9/12/2019 | <0.0002 | |
| 3/18/2020 | <0.0002 | |
| 9/15/2020 | <0.0002 | |
| 3/17/2021 | <0.0002 | |
| 8/24/2021 | <0.0002 | |
| 3/9/2022 | <0.0002 | |
| 8/10/2022 | <0.0002 | |
| 2/15/2023 | <0.0002 | |
| 8/15/2023 | <0.0002 | |
| 2/20/2024 | <0.0002 | |
| 8/6/2024 | <0.0002 | |
| 2/19/2025 | <0.0002 | |
| 8/14/2025 | <0.0002 | |
| 1/21/2026 | | <0.0002 |

ND substitution: RL or RL/2 if <15% NDs.

# Prediction Limit

Constituent: Mercury (mg/L) Analysis Run 3/31/2026 6:17 AM View: Appendix I

Plant Wansley Client: Southern Company Data: Wansley Landfill

| | GWC-33 | GWC-33 |
|---|---|---|
| 9/16/2011 | <0.0002 | |
| 10/30/2011 | <0.0002 | |
| 12/13/2011 | <0.0002 | |
| 2/1/2012 | <0.0002 | |
| 7/17/2012 | <0.0002 | |
| 1/23/2013 | <0.0002 | |
| 7/17/2013 | <0.0002 | |
| 1/23/2014 | <0.0002 | |
| 1/20/2015 | <0.0002 | |
| 7/29/2015 | <0.0002 | |
| 1/25/2016 | <0.0002 | |
| 3/23/2016 | <0.0002 | |
| 5/24/2016 | <0.0002 | |
| 7/22/2016 | <0.0002 | |
| 9/16/2016 | <0.0002 | |
| 11/17/2016 | <0.0002 | |
| 1/25/2017 | 0.00012 (J) | |
| 3/23/2017 | <0.0002 | |
| 5/1/2017 | <0.0002 | |
| 8/4/2017 | <0.0002 | |
| 1/23/2018 | <0.0002 | |
| 6/26/2018 | <0.0002 | |
| 1/30/2019 | <0.0002 | |
| 6/26/2019 | <0.0002 | |
| 9/12/2019 | <0.0002 | |
| 3/12/2020 | <0.0002 | |
| 9/16/2020 | <0.0002 | |
| 3/18/2021 | <0.0002 | |
| 8/24/2021 | <0.0002 | |
| 3/9/2022 | <0.0002 | |
| 8/15/2022 | <0.0002 | |
| 2/20/2023 | <0.0002 | |
| 8/15/2023 | <0.0002 | |
| 2/20/2024 | <0.0002 | |
| 7/31/2024 | <0.0002 | |
| 2/19/2025 | <0.0002 | |
| 8/19/2025 | <0.0002 | |
| 1/22/2026 | | <0.0002 |

ND substitution: RL or RL/2 if <15% NDs.

# Prediction Limit

Constituent: Mercury (mg/L) Analysis Run 3/31/2026 6:17 AM View: Appendix I

Plant Wansley Client: Southern Company Data: Wansley Landfill

| | GWC-34 | GWC-34 |
|---|---|---|
| 9/16/2011 | <0.0002 | |
| 10/31/2011 | <0.0002 | |
| 12/12/2011 | <0.0002 | |
| 2/1/2012 | <0.0002 | |
| 7/16/2012 | <0.0002 | |
| 1/22/2013 | <0.0002 | |
| 7/17/2013 | <0.0002 | |
| 1/23/2014 | <0.0002 | |
| 6/25/2014 | <0.0002 | |
| 1/14/2015 | <0.0002 | |
| 7/29/2015 | <0.0002 | |
| 1/21/2016 | <0.0002 | |
| 3/24/2016 | <0.0002 | |
| 5/23/2016 | <0.0002 | |
| 7/21/2016 | 8.4E-05 (J) | |
| 9/15/2016 | <0.0002 | |
| 11/15/2016 | <0.0002 | |
| 1/25/2017 | 0.00012 (J) | |
| 3/22/2017 | 7.9E-05 (J) | |
| 5/1/2017 | <0.0002 | |
| 8/3/2017 | <0.0002 | |
| 1/23/2018 | <0.0002 | |
| 6/20/2018 | <0.0002 | |
| 1/28/2019 | <0.0002 | |
| 6/26/2019 | <0.0002 | |
| 9/11/2019 | <0.0002 | |
| 3/11/2020 | <0.0002 | |
| 9/11/2020 | <0.0002 | |
| 3/16/2021 | <0.0002 | |
| 8/24/2021 | <0.0002 | |
| 3/2/2022 | <0.0002 | |
| 8/10/2022 | <0.0002 | |
| 2/20/2023 | <0.0002 | |
| 8/16/2023 | <0.0002 | |
| 2/22/2024 | <0.0002 | |
| 8/5/2024 | <0.0002 | |
| 2/13/2025 | <0.0002 | |
| 8/14/2025 | <0.0002 | |
| 1/22/2026 | | <0.0002 |

ND substitution: RL or RL/2 if <15% NDs.

# Prediction Limit

Constituent: Mercury (mg/L) Analysis Run 3/31/2026 6:17 AM View: Appendix I

Plant Wansley Client: Southern Company Data: Wansley Landfill

| | GWC-35 | GWC-35 |
|---|---|---|
| 9/16/2011 | <0.0002 | |
| 10/31/2011 | <0.0002 | |
| 12/12/2011 | <0.0002 | |
| 2/1/2012 | <0.0002 | |
| 7/16/2012 | <0.0002 | |
| 1/22/2013 | <0.0002 | |
| 7/2/2013 | <0.0002 | |
| 1/21/2014 | <0.0002 | |
| 6/25/2014 | <0.0002 | |
| 1/14/2015 | <0.0002 | |
| 7/28/2015 | <0.0002 | |
| 1/21/2016 | <0.0002 | |
| 3/24/2016 | <0.0002 | |
| 5/23/2016 | <0.0002 | |
| 7/21/2016 | <0.0002 | |
| 9/15/2016 | <0.0002 | |
| 11/15/2016 | 9.6E-05 (J) | |
| 1/26/2017 | <0.0002 | |
| 3/22/2017 | <0.0002 | |
| 5/2/2017 | <0.0002 | |
| 8/3/2017 | <0.0002 | |
| 1/23/2018 | <0.0002 | |
| 6/19/2018 | <0.0002 | |
| 1/21/2019 | <0.0002 | |
| 6/26/2019 | <0.0002 | |
| 9/12/2019 | <0.0002 | |
| 3/11/2020 | <0.0002 | |
| 9/11/2020 | <0.0002 | |
| 3/16/2021 | <0.0002 | |
| 8/18/2021 | <0.0002 | |
| 3/2/2022 | <0.0002 | |
| 8/15/2022 | <0.0002 | |
| 2/20/2023 | <0.0002 | |
| 8/16/2023 | <0.0002 | |
| 2/22/2024 | <0.0002 | |
| 8/5/2024 | <0.0002 | |
| 2/18/2025 | <0.0002 | |
| 8/14/2025 | <0.0002 | |
| 1/22/2026 | | <0.0002 |

ND substitution: RL or RL/2 if <15% NDs.

# Prediction Limit

Constituent: Nickel (mg/L) Analysis Run 3/31/2026 6:17 AM View: Appendix I

Plant Wansley Client: Southern Company Data: Wansley Landfill

| | GWA-1 | GWA-1 |
|---|---|---|
| 9/16/2011 | <0.0025 | |
| 10/27/2011 | <0.0025 | |
| 12/13/2011 | <0.0025 | |
| 1/31/2012 | <0.0025 | |
| 7/18/2012 | <0.0025 | |
| 1/24/2013 | <0.0025 | |
| 7/17/2013 | <0.0025 | |
| 1/21/2014 | <0.0025 | |
| 6/25/2014 | <0.0025 | |
| 1/14/2015 | <0.0025 | |
| 7/21/2015 | <0.0025 | |
| 1/21/2016 | <0.0025 | |
| 7/21/2016 | <0.0025 | |
| 1/19/2017 | <0.0025 | |
| 8/3/2017 | <0.0025 | |
| 1/19/2018 | <0.0025 | |
| 6/19/2018 | <0.0025 | |
| 1/17/2019 | 0.00094 (J) | |
| 6/24/2019 | 0.00095 (J) | |
| 9/9/2019 | 0.00099 (J) | |
| 3/10/2020 | 0.00067 (J) | |
| 9/9/2020 | 0.00071 (J) | |
| 3/15/2021 | 0.00059 (J) | |
| 8/16/2021 | 0.00076 (J) | |
| 2/28/2022 | 0.00089 (J) | |
| 8/9/2022 | 0.0011 | |
| 2/14/2023 | 0.00071 (J) | |
| 8/9/2023 | 0.00084 (J) | |
| 2/13/2024 | 0.00087 (J) | |
| 7/30/2024 | 0.00074 (J) | |
| 2/11/2025 | 0.00096 (J) | |
| 8/12/2025 | 0.00084 (J) | |
| 1/20/2026 | | 0.001 (J) |

ND substitution: RL or RL/2 if <15% NDs.

# Prediction Limit

Constituent: Nickel (mg/L) Analysis Run 3/31/2026 6:17 AM View: Appendix I

Plant Wansley Client: Southern Company Data: Wansley Landfill

| | GWA-2 | GWA-2 |
|---|---|---|
| 9/17/2011 | <0.0025 | |
| 10/27/2011 | <0.0025 | |
| 12/14/2011 | <0.0025 | |
| 2/7/2012 | 0.0028 | |
| 7/23/2012 | <0.0025 | |
| 1/23/2013 | <0.0025 | |
| 7/24/2013 | <0.0025 | |
| 1/22/2014 | 0.0013 (J) | |
| 7/1/2014 | 0.0014 (J) | |
| 1/22/2015 | 0.0017 (J) | |
| 7/22/2015 | 0.0013 (J) | |
| 1/20/2016 | <0.0025 | |
| 7/26/2016 | <0.0025 | |
| 1/19/2017 | <0.0025 | |
| 8/2/2017 | <0.0025 | |
| 1/19/2018 | <0.0025 | |
| 6/19/2018 | <0.0025 | |
| 1/17/2019 | 0.0011 | |
| 6/24/2019 | 0.0013 | |
| 9/10/2019 | 0.0014 | |
| 3/10/2020 | 0.0012 | |
| 9/10/2020 | 0.0011 | |
| 3/15/2021 | 0.00076 (J) | |
| 8/18/2021 | 0.001 | |
| 3/1/2022 | 0.00062 (J) | |
| 8/9/2022 | 0.00072 (J) | |
| 2/14/2023 | 0.00046 (J) | |
| 8/9/2023 | 0.00061 (J) | |
| 2/14/2024 | 0.00078 (J) | |
| 7/30/2024 | 0.00056 (J) | |
| 2/11/2025 | 0.00077 (J) | |
| 8/12/2025 | 0.00054 (J) | |
| 1/20/2026 | | 0.0014 (J) |

ND substitution: RL or RL/2 if <15% NDs.

# Prediction Limit

Constituent: Nickel (mg/L) Analysis Run 3/31/2026 6:17 AM View: Appendix I

Plant Wansley Client: Southern Company Data: Wansley Landfill

| | GWA-3 | GWA-3 |
|---|---|---|
| 8/31/2011 | <0.0025 | |
| 6/25/2014 | 0.0044 | |
| 7/21/2015 | 0.0056 | |
| 7/27/2016 | <0.0025 | |
| 8/1/2017 | <0.0025 | |
| 6/20/2018 | <0.0025 | |
| 1/18/2019 | 0.00087 (J) | |
| 6/25/2019 | 0.0021 | |
| 9/11/2019 | 0.0022 | |
| 3/10/2020 | 0.0019 | |
| 9/9/2020 | 0.0015 | |
| 3/15/2021 | 0.0022 | |
| 8/18/2021 | 0.0039 | |
| 3/1/2022 | 0.0027 | |
| 8/9/2022 | 0.004 | |
| 2/14/2023 | 0.00099 (J) | |
| 8/8/2023 | 0.0024 | |
| 7/31/2024 | 0.0018 | |
| 8/13/2025 | 0.0018 (J) | |
| 1/21/2026 | | 0.00053 (J) |

ND substitution: RL or RL/2 if <15% NDs.

# Prediction Limit

Constituent: Nickel (mg/L) Analysis Run 3/31/2026 6:17 AM View: Appendix I

Plant Wansley Client: Southern Company Data: Wansley Landfill

| | GWA-4 | GWA-4 |
|---|---|---|
| 8/31/2011 | <0.005 | |
| 10/27/2011 | <0.005 | |
| 12/14/2011 | <0.005 | |
| 2/1/2012 | <0.005 | |
| 7/23/2012 | <0.005 | |
| 1/23/2013 | <0.005 | |
| 7/17/2013 | <0.005 | |
| 1/15/2014 | <0.005 | |
| 6/25/2014 | <0.005 | |
| 1/14/2015 | 0.0073 (O) | |
| 7/21/2015 | <0.005 | |
| 1/20/2016 | 0.002 (J) | |
| 7/21/2016 | <0.005 | |
| 1/17/2017 | 0.007 (O) | |
| 8/2/2017 | <0.005 | |
| 1/22/2018 | <0.005 | |
| 6/19/2018 | 0.0022 (J) | |
| 1/17/2019 | 0.0017 | |
| 6/24/2019 | 0.0022 | |
| 9/10/2019 | 0.0017 | |
| 3/10/2020 | 0.0019 | |
| 9/9/2020 | 0.0012 | |
| 3/15/2021 | 0.0027 | |
| 8/18/2021 | 0.0032 | |
| 3/1/2022 | 0.0021 | |
| 8/9/2022 | 0.00087 (J) | |
| 2/14/2023 | 0.00071 (J) | |
| 8/9/2023 | 0.00063 (J) | |
| 2/14/2024 | 0.0013 | |
| 7/29/2024 | 0.0015 | |
| 2/10/2025 | 0.0027 | |
| 8/12/2025 | 0.00093 (J) | |
| 1/20/2026 | | <0.005 |

ND substitution: RL or RL/2 if <15% NDs.

# Prediction Limit

Constituent: Nickel (mg/L) Analysis Run 3/31/2026 6:17 AM View: Appendix I

Plant Wansley Client: Southern Company Data: Wansley Landfill

| | GWA-28 | GWA-28 |
|---|---|---|
| 9/16/2011 | <0.005 | |
| 10/28/2011 | <0.005 | |
| 12/12/2011 | <0.005 | |
| 1/25/2012 | <0.005 | |
| 7/16/2012 | <0.005 | |
| 1/24/2013 | <0.005 | |
| 7/23/2013 | <0.005 | |
| 1/22/2014 | 0.00092 (J) | |
| 7/1/2014 | <0.005 | |
| 1/21/2015 | <0.005 | |
| 7/21/2015 | <0.005 | |
| 1/22/2016 | <0.005 | |
| 7/25/2016 | <0.005 | |
| 1/17/2017 | <0.005 | |
| 8/1/2017 | <0.005 | |
| 1/19/2018 | <0.005 | |
| 6/19/2018 | <0.005 | |
| 1/21/2019 | 0.0004 (J) | |
| 6/25/2019 | 0.00088 (J) | |
| 9/10/2019 | 0.00047 (J) | |
| 3/10/2020 | 0.00069 (J) | |
| 9/9/2020 | 0.0004 (J) | |
| 3/15/2021 | <0.005 | |
| 8/16/2021 | <0.005 | |
| 3/1/2022 | <0.005 | |
| 8/9/2022 | <0.005 | |
| 2/14/2023 | <0.005 | |
| 8/9/2023 | <0.005 | |
| 2/14/2024 | <0.005 | |
| 7/29/2024 | <0.005 | |
| 2/10/2025 | <0.005 | |
| 8/12/2025 | <0.005 | |
| 1/20/2026 | | 0.0006 (J) |

ND substitution: RL or RL/2 if <15% NDs.

# Prediction Limit

Constituent: Nickel (mg/L) Analysis Run 3/31/2026 6:17 AM View: Appendix I

Plant Wansley Client: Southern Company Data: Wansley Landfill

| | GWA-29 | GWA-29 |
|---|---|---|
| 9/17/2011 | 0.0053 | |
| 10/28/2011 | 0.0042 | |
| 12/12/2011 | <0.0025 | |
| 1/31/2012 | 0.0043 | |
| 7/17/2012 | <0.0025 | |
| 1/24/2013 | 0.0052 | |
| 7/24/2013 | 0.0052 | |
| 1/22/2014 | 0.0031 | |
| 7/8/2014 | 0.0036 | |
| 1/21/2015 | 0.0026 | |
| 7/22/2015 | 0.0028 | |
| 1/19/2016 | 0.0021 (J) | |
| 7/21/2016 | 0.0035 | |
| 1/17/2017 | 0.0022 (J) | |
| 8/1/2017 | 0.0018 (J) | |
| 1/19/2018 | <0.0025 | |
| 6/19/2018 | 0.0024 (J) | |
| 1/18/2019 | 0.0022 | |
| 6/25/2019 | 0.0028 | |
| 9/10/2019 | 0.0024 | |
| 3/10/2020 | 0.0012 | |
| 9/9/2020 | 0.0016 | |
| 3/15/2021 | 0.0019 | |
| 8/18/2021 | 0.0014 | |
| 3/2/2022 | 0.0012 | |
| 8/9/2022 | 0.0014 | |
| 2/13/2023 | 0.00079 (J) | |
| 8/8/2023 | 0.0014 | |
| 2/14/2024 | 0.00074 (J) | |
| 7/30/2024 | 0.00059 (J) | |
| 2/11/2025 | 0.00074 (J) | |
| 8/12/2025 | 0.00076 (J) | |
| 1/20/2026 | | 0.00068 (J) |

ND substitution: RL or RL/2 if <15% NDs.

# Prediction Limit

Constituent: Nickel (mg/L) Analysis Run 3/31/2026 6:17 AM View: Appendix I

Plant Wansley Client: Southern Company Data: Wansley Landfill

| | GWC-5 | GWC-5 |
|---|---|---|
| 8/31/2011 | <0.0025 | |
| 10/27/2011 | <0.0025 | |
| 12/5/2011 | <0.0025 | |
| 1/25/2012 | <0.0025 | |
| 7/18/2012 | 0.0043 | |
| 1/9/2013 | 0.0082 | |
| 7/17/2013 | 0.0076 | |
| 1/15/2014 | 0.0083 | |
| 6/25/2014 | 0.0079 | |
| 1/13/2015 | 0.0072 | |
| 7/24/2015 | 0.0083 | |
| 1/20/2016 | 0.007 | |
| 7/21/2016 | 0.0085 | |
| 1/26/2017 | 0.0066 | |
| 8/3/2017 | 0.0088 | |
| 1/23/2018 | 0.0074 | |
| 6/25/2018 | 0.0053 | |
| 1/30/2019 | 0.0032 | |
| 6/26/2019 | 0.0051 | |
| 9/12/2019 | 0.0085 | |
| 3/16/2020 | 0.0049 | |
| 9/9/2020 | 0.0051 | |
| 3/17/2021 | 0.0035 | |
| 8/19/2021 | 0.0037 | |
| 3/2/2022 | 0.0038 | |
| 8/11/2022 | 0.0046 | |
| 2/20/2023 | 0.0038 | |
| 8/14/2023 | 0.0053 | |
| 2/14/2024 | 0.0069 | |
| 7/31/2024 | 0.0052 | |
| 2/14/2025 | 0.0054 | |
| 8/18/2025 | 0.005 | |
| 1/21/2026 | | 0.0043 (J) |

ND substitution: RL or RL/2 if <15% NDs.

# Prediction Limit

Constituent: Nickel (mg/L) Analysis Run 3/31/2026 6:17 AM View: Appendix I

Plant Wansley Client: Southern Company Data: Wansley Landfill

| | GWC-6 | GWC-6 |
|---|---|---|
| 8/31/2011 | 0.0072 | |
| 10/30/2011 | 0.0055 | |
| 12/5/2011 | 0.0026 | |
| 1/25/2012 | <0.0025 | |
| 7/24/2012 | 0.003 | |
| 1/8/2013 | 0.0036 | |
| 7/9/2013 | 0.0038 | |
| 1/15/2014 | 0.0049 | |
| 6/25/2014 | 0.0037 | |
| 1/20/2015 | 0.0035 | |
| 7/24/2015 | 0.0048 | |
| 1/20/2016 | 0.0044 | |
| 7/21/2016 | 0.0042 | |
| 1/26/2017 | 0.005 | |
| 8/3/2017 | 0.0051 | |
| 1/23/2018 | 0.0054 | |
| 6/25/2018 | 0.0056 | |
| 1/30/2019 | 0.0057 | |
| 6/26/2019 | 0.0052 | |
| 9/12/2019 | 0.0099 | |
| 3/16/2020 | 0.0043 | |
| 9/11/2020 | 0.0063 | |
| 3/17/2021 | 0.006 | |
| 8/18/2021 | 0.0058 | |
| 3/2/2022 | 0.0053 | |
| 8/11/2022 | 0.0075 | |
| 2/20/2023 | 0.0057 | |
| 8/14/2023 | 0.0064 | |
| 2/14/2024 | 0.0052 | |
| 8/1/2024 | 0.0083 | |
| 2/18/2025 | 0.005 | |
| 8/15/2025 | 0.0067 | |
| 1/20/2026 | | 0.007 |

ND substitution: RL or RL/2 if <15% NDs.

# Prediction Limit

Constituent: Nickel (mg/L) Analysis Run 3/31/2026 6:17 AM View: Appendix I

Plant Wansley Client: Southern Company Data: Wansley Landfill

| | GWC-7 | GWC-7 |
|---|---|---|
| 9/7/2011 | <0.0025 | |
| 10/30/2011 | <0.0025 | |
| 12/5/2011 | <0.0025 | |
| 1/25/2012 | <0.0025 | |
| 7/18/2012 | 0.013 | |
| 1/7/2013 | 0.019 | |
| 7/9/2013 | 0.018 | |
| 1/14/2014 | 0.017 | |
| 6/24/2014 | 0.016 | |
| 1/20/2015 | 0.015 | |
| 7/27/2015 | 0.013 | |
| 1/26/2016 | 0.012 | |
| 7/22/2016 | 0.011 | |
| 1/26/2017 | 0.011 | |
| 8/4/2017 | 0.011 | |
| 1/23/2018 | 0.0071 | |
| 6/25/2018 | 0.011 | |
| 1/21/2019 | 0.0077 | |
| 6/25/2019 | 0.01 | |
| 9/10/2019 | 0.0089 | |
| 3/12/2020 | 0.0074 | |
| 9/14/2020 | 0.0094 | |
| 3/16/2021 | 0.0067 | |
| 8/19/2021 | 0.0093 | |
| 3/2/2022 | 0.0076 | |
| 8/11/2022 | 0.0084 | |
| 2/21/2023 | 0.0079 | |
| 8/9/2023 | 0.008 | |
| 2/21/2024 | 0.0082 | |
| 8/1/2024 | 0.0083 | |
| 2/13/2025 | 0.0073 | |
| 8/18/2025 | 0.0087 | |
| 1/22/2026 | | 0.0079 |

ND substitution: RL or RL/2 if <15% NDs.

# Prediction Limit

Constituent: Nickel (mg/L) Analysis Run 3/31/2026 6:17 AM View: Appendix I

Plant Wansley Client: Southern Company Data: Wansley Landfill

| | GWC-9 | GWC-9 |
|---|---|---|
| 9/7/2011 | 0.029 | |
| 10/30/2011 | <0.0025 | |
| 12/4/2011 | 0.0072 | |
| 1/19/2012 | 0.0053 | |
| 7/18/2012 | 0.012 | |
| 1/8/2013 | 0.014 | |
| 7/9/2013 | 0.015 | |
| 1/14/2014 | 0.015 | |
| 6/24/2014 | 0.0091 | |
| 1/20/2015 | 0.014 | |
| 7/27/2015 | 0.011 | |
| 1/26/2016 | 0.0096 | |
| 7/25/2016 | 0.016 | |
| 1/31/2017 | 0.055 | |
| 8/7/2017 | 0.0093 | |
| 1/24/2018 | 0.01 | |
| 6/21/2018 | 0.0083 | |
| 1/22/2019 | 0.008 | |
| 6/25/2019 | 0.01 | |
| 9/16/2019 | 0.0091 | |
| 3/16/2020 | 0.0091 | |
| 9/11/2020 | 0.016 | |
| 3/16/2021 | 0.012 | |
| 8/25/2021 | 0.0041 | |
| 3/9/2022 | 0.0076 | |
| 8/16/2022 | 0.077 (O) | |
| 2/15/2023 | 0.0088 | |
| 8/9/2023 | 0.024 | |
| 2/19/2024 | 0.0093 | |
| 7/31/2024 | 0.04 | |
| 2/18/2025 | 0.011 | |
| 8/13/2025 | 0.055 | |
| 1/22/2026 | | 0.0099 |

ND substitution: RL or RL/2 if <15% NDs.

# Prediction Limit

Constituent: Nickel (mg/L) Analysis Run 3/31/2026 6:17 AM View: Appendix I

Plant Wansley Client: Southern Company Data: Wansley Landfill

| | GWC-10 | GWC-10 |
|---|---|---|
| 1/25/2016 | 0.0017 (J) | |
| 7/27/2016 | 0.0039 | |
| 2/1/2017 | 0.0043 | |
| 8/8/2017 | 0.0022 (J) | |
| 1/25/2018 | 0.0046 | |
| 6/21/2018 | 0.0046 | |
| 1/31/2019 | 0.0018 | |
| 6/26/2019 | 0.0014 | |
| 9/17/2019 | 0.0013 | |
| 3/17/2020 | 0.0013 | |
| 9/10/2020 | 0.0045 | |
| 3/18/2021 | 0.00097 (J) | |
| 8/20/2021 | 0.0014 | |
| 3/8/2022 | 0.0017 | |
| 8/16/2022 | 0.00086 (J) | |
| 2/15/2023 | 0.0012 | |
| 8/10/2023 | 0.0027 | |
| 2/20/2024 | 0.0012 | |
| 7/31/2024 | 0.0022 | |
| 2/19/2025 | 0.0023 | |
| 8/19/2025 | 0.0019 (J) | |
| 1/21/2026 | | 0.00067 (J) |

# Prediction Limit

Constituent: Nickel (mg/L) Analysis Run 3/31/2026 6:17 AM View: Appendix I

Plant Wansley Client: Southern Company Data: Wansley Landfill

| | GWC-11 | GWC-11 |
|---|---|---|
| 9/13/2011 | <0.005 | |
| 10/28/2011 | <0.005 | |
| 12/4/2011 | <0.005 | |
| 2/9/2012 | <0.005 | |
| 7/18/2012 | <0.005 | |
| 1/8/2013 | <0.005 | |
| 7/9/2013 | <0.005 | |
| 1/15/2014 | <0.005 | |
| 6/25/2014 | <0.005 | |
| 1/21/2015 | <0.005 | |
| 7/28/2015 | <0.005 | |
| 1/26/2016 | <0.005 | |
| 7/25/2016 | <0.005 | |
| 1/31/2017 | <0.005 | |
| 8/7/2017 | <0.005 | |
| 1/24/2018 | <0.005 | |
| 6/20/2018 | <0.005 | |
| 1/24/2019 | 0.00035 (J) | |
| 6/26/2019 | <0.005 | |
| 9/16/2019 | <0.005 | |
| 3/16/2020 | 0.0004 (J) | |
| 9/10/2020 | 0.0011 | |
| 3/17/2021 | <0.005 | |
| 8/23/2021 | <0.005 | |
| 3/7/2022 | <0.005 | |
| 8/15/2022 | <0.005 | |
| 2/21/2023 | <0.005 | |
| 8/14/2023 | <0.005 | |
| 2/14/2024 | <0.005 | |
| 8/6/2024 | <0.005 | |
| 2/18/2025 | 0.00055 (J) | |
| 8/18/2025 | <0.005 | |
| 1/21/2026 | | <0.005 |

ND substitution: RL or RL/2 if <15% NDs.

# Prediction Limit

Constituent: Nickel (mg/L) Analysis Run 3/31/2026 6:17 AM View: Appendix I

Plant Wansley Client: Southern Company Data: Wansley Landfill

| | GWC-12 | GWC-12 |
|---|---|---|
| 9/13/2011 | <0.005 | |
| 10/28/2011 | <0.005 | |
| 12/4/2011 | <0.005 | |
| 1/24/2012 | <0.005 | |
| 7/11/2012 | <0.005 | |
| 1/8/2013 | <0.005 | |
| 7/10/2013 | <0.005 | |
| 1/21/2014 | <0.005 | |
| 7/1/2014 | <0.005 | |
| 1/21/2015 | <0.005 | |
| 7/28/2015 | <0.005 | |
| 1/26/2016 | <0.005 | |
| 7/22/2016 | <0.005 | |
| 1/31/2017 | <0.005 | |
| 8/7/2017 | <0.005 | |
| 1/24/2018 | <0.005 | |
| 6/26/2018 | <0.005 | |
| 1/25/2019 | <0.005 | |
| 6/26/2019 | <0.005 | |
| 9/11/2019 | 0.00088 (J) | |
| 3/18/2020 | <0.005 | |
| 9/10/2020 | 0.00039 (J) | |
| 3/16/2021 | <0.005 | |
| 8/19/2021 | <0.005 | |
| 3/7/2022 | <0.005 | |
| 8/16/2022 | <0.005 | |
| 2/15/2023 | 0.00099 (J) | |
| 8/14/2023 | <0.005 | |
| 2/20/2024 | <0.005 | |
| 8/6/2024 | <0.005 | |
| 2/17/2025 | <0.005 | |
| 8/18/2025 | <0.005 | |
| 1/21/2026 | | <0.005 |

ND substitution: RL or RL/2 if <15% NDs.

# Prediction Limit

Constituent: Nickel (mg/L) Analysis Run 3/31/2026 6:17 AM View: Appendix I

Plant Wansley Client: Southern Company Data: Wansley Landfill

| | GWC-13 | GWC-13 |
|---|---|---|
| 9/13/2011 | <0.005 | |
| 10/28/2011 | <0.005 | |
| 12/4/2011 | <0.005 | |
| 1/24/2012 | <0.005 | |
| 7/11/2012 | <0.005 | |
| 1/8/2013 | <0.005 | |
| 7/10/2013 | <0.005 | |
| 1/21/2014 | <0.005 | |
| 7/1/2014 | <0.005 | |
| 1/21/2015 | <0.005 | |
| 7/28/2015 | <0.005 | |
| 1/27/2016 | <0.005 | |
| 7/26/2016 | <0.005 | |
| 1/31/2017 | <0.005 | |
| 8/4/2017 | <0.005 | |
| 1/25/2018 | <0.005 | |
| 6/20/2018 | <0.005 | |
| 1/22/2019 | 0.00033 (J) | |
| 6/25/2019 | 0.00068 (J) | |
| 9/12/2019 | 0.00055 (J) | |
| 3/12/2020 | <0.005 | |
| 9/10/2020 | 0.00037 (J) | |
| 3/17/2021 | 0.00066 (J) | |
| 8/23/2021 | <0.005 | |
| 3/8/2022 | <0.005 | |
| 8/15/2022 | 0.0006 (J) | |
| 2/21/2023 | 0.00051 (J) | |
| 8/16/2023 | 0.00045 (J) | |
| 2/19/2024 | <0.005 | |
| 8/5/2024 | 0.00046 (J) | |
| 2/18/2025 | <0.005 | |
| 8/19/2025 | <0.005 | |
| 1/21/2026 | | <0.005 |

ND substitution: RL or RL/2 if <15% NDs.

# Prediction Limit

Constituent: Nickel (mg/L) Analysis Run 3/31/2026 6:17 AM View: Appendix I

Plant Wansley Client: Southern Company Data: Wansley Landfill

| | GWC-14 | GWC-14 |
|---|---|---|
| 9/13/2011 | <0.0025 | |
| 10/27/2011 | <0.0025 | |
| 12/3/2011 | <0.0025 | |
| 1/24/2012 | <0.0025 | |
| 7/11/2012 | <0.0025 | |
| 1/8/2013 | <0.0025 | |
| 7/10/2013 | <0.0025 | |
| 1/21/2014 | 0.0041 | |
| 7/1/2014 | 0.0017 (J) | |
| 1/14/2015 | 0.0064 | |
| 7/22/2015 | 0.0089 | |
| 1/27/2016 | 0.014 | |
| 4/20/2016 | 0.013 | |
| 7/26/2016 | 0.01 | |
| 2/1/2017 | 0.013 | |
| 8/7/2017 | 0.018 | |
| 1/25/2018 | 0.013 | |
| 6/20/2018 | 0.015 | |
| 1/22/2019 | 0.014 | |
| 6/25/2019 | 0.016 | |
| 9/12/2019 | 0.016 | |
| 3/17/2020 | 0.017 | |
| 9/10/2020 | 0.015 | |
| 3/17/2021 | 0.018 | |
| 8/23/2021 | 0.021 | |
| 3/7/2022 | 0.02 | |
| 8/16/2022 | 0.013 | |
| 2/17/2023 | 0.019 | |
| 8/14/2023 | 0.019 | |
| 2/19/2024 | 0.023 | |
| 8/6/2024 | 0.015 | |
| 2/17/2025 | 0.019 | |
| 8/19/2025 | 0.025 | |
| 1/20/2026 | | 0.017 |

# Prediction Limit

Constituent: Nickel (mg/L) Analysis Run 3/31/2026 6:17 AM View: Appendix I

Plant Wansley Client: Southern Company Data: Wansley Landfill

| | GWC-15 | GWC-15 |
|---|---|---|
| 9/16/2011 | <0.005 | |
| 10/27/2011 | <0.005 | |
| 12/3/2011 | <0.005 | |
| 2/9/2012 | <0.005 | |
| 7/11/2012 | <0.005 | |
| 1/8/2013 | <0.005 | |
| 7/2/2013 | <0.005 | |
| 1/21/2014 | <0.005 | |
| 6/24/2014 | <0.005 | |
| 1/14/2015 | <0.005 | |
| 7/22/2015 | <0.005 | |
| 1/27/2016 | <0.005 | |
| 7/26/2016 | <0.005 | |
| 2/1/2017 | <0.005 | |
| 8/4/2017 | <0.005 | |
| 1/25/2018 | <0.005 | |
| 6/20/2018 | <0.005 | |
| 1/22/2019 | <0.005 | |
| 6/25/2019 | 0.00031 (J) | |
| 9/17/2019 | <0.005 | |
| 3/16/2020 | <0.005 | |
| 9/10/2020 | 0.00037 (J) | |
| 3/18/2021 | <0.005 | |
| 8/24/2021 | <0.005 | |
| 3/7/2022 | <0.005 | |
| 8/16/2022 | <0.005 | |
| 2/21/2023 | <0.005 | |
| 8/14/2023 | <0.005 | |
| 2/21/2024 | <0.005 | |
| 8/6/2024 | <0.005 | |
| 2/18/2025 | <0.005 | |
| 8/18/2025 | <0.005 | |
| 1/21/2026 | | <0.005 |

ND substitution: RL or RL/2 if <15% NDs.

# Prediction Limit

Constituent: Nickel (mg/L) Analysis Run 3/31/2026 6:17 AM View: Appendix I

Plant Wansley Client: Southern Company Data: Wansley Landfill

| | GWC-16 | GWC-16 |
|---|---|---|
| 8/30/2011 | <0.005 | |
| 10/26/2011 | <0.005 | |
| 12/3/2011 | <0.005 | |
| 1/25/2012 | <0.005 | |
| 7/11/2012 | <0.005 | |
| 1/8/2013 | <0.005 | |
| 7/2/2013 | <0.005 | |
| 1/14/2014 | <0.005 | |
| 6/25/2014 | <0.005 | |
| 1/13/2015 | <0.005 | |
| 7/22/2015 | <0.005 | |
| 1/27/2016 | <0.005 | |
| 7/27/2016 | <0.005 | |
| 2/1/2017 | <0.005 | |
| 8/7/2017 | <0.005 | |
| 1/25/2018 | <0.005 | |
| 6/20/2018 | <0.005 | |
| 1/25/2019 | <0.005 | |
| 6/25/2019 | 0.00067 (J) | |
| 9/11/2019 | 0.00077 (J) | |
| 3/17/2020 | <0.005 | |
| 9/11/2020 | <0.005 | |
| 3/17/2021 | <0.005 | |
| 8/20/2021 | <0.005 | |
| 3/8/2022 | <0.005 | |
| 8/16/2022 | <0.005 | |
| 2/20/2023 | 0.00062 (J) | |
| 8/14/2023 | <0.005 | |
| 2/21/2024 | 0.00045 (J) | |
| 8/5/2024 | <0.005 | |
| 2/11/2025 | <0.005 | |
| 8/15/2025 | <0.005 | |
| 1/21/2026 | | 0.0011 (J) |

ND substitution: RL or RL/2 if <15% NDs.

# Prediction Limit

Constituent: Nickel (mg/L) Analysis Run 3/31/2026 6:17 AM View: Appendix I

Plant Wansley Client: Southern Company Data: Wansley Landfill

| | GWC-17 | GWC-17 |
|---|---|---|
| 8/30/2011 | <0.005 | |
| 10/26/2011 | <0.005 | |
| 12/3/2011 | <0.005 | |
| 1/25/2012 | <0.005 | |
| 7/11/2012 | <0.005 | |
| 1/8/2013 | <0.005 | |
| 7/16/2013 | <0.005 | |
| 1/14/2014 | <0.005 | |
| 6/25/2014 | <0.005 | |
| 1/14/2015 | <0.005 | |
| 7/28/2015 | <0.005 | |
| 1/27/2016 | <0.005 | |
| 7/27/2016 | <0.005 | |
| 2/1/2017 | <0.005 | |
| 8/7/2017 | <0.005 | |
| 1/25/2018 | <0.005 | |
| 6/26/2018 | <0.005 | |
| 1/24/2019 | <0.005 | |
| 6/25/2019 | 0.00092 (J) | |
| 9/11/2019 | 0.00092 (J) | |
| 3/17/2020 | <0.005 | |
| 9/14/2020 | 0.00041 (J) | |
| 3/16/2021 | <0.005 | |
| 8/20/2021 | <0.005 | |
| 3/8/2022 | <0.005 | |
| 8/11/2022 | <0.005 | |
| 2/20/2023 | 0.00057 (J) | |
| 8/10/2023 | <0.005 | |
| 2/20/2024 | <0.005 | |
| 8/7/2024 | <0.005 | |
| 2/13/2025 | <0.005 | |
| 8/13/2025 | <0.005 | |
| 1/21/2026 | | <0.005 |

ND substitution: RL or RL/2 if <15% NDs.

# Prediction Limit

Constituent: Nickel (mg/L) Analysis Run 3/31/2026 6:17 AM View: Appendix I

Plant Wansley Client: Southern Company Data: Wansley Landfill

| | GWC-18 | GWC-18 |
|---|---|---|
| 8/30/2011 | <0.005 | |
| 10/26/2011 | <0.005 | |
| 12/3/2011 | <0.005 | |
| 2/9/2012 | <0.005 | |
| 7/11/2012 | <0.005 | |
| 1/8/2013 | <0.005 | |
| 7/16/2013 | <0.005 | |
| 1/14/2014 | <0.005 | |
| 6/24/2014 | <0.005 | |
| 1/13/2015 | <0.005 | |
| 7/23/2015 | <0.005 | |
| 1/27/2016 | <0.005 | |
| 7/25/2016 | <0.005 | |
| 2/1/2017 | <0.005 | |
| 8/7/2017 | <0.005 | |
| 1/25/2018 | <0.005 | |
| 6/21/2018 | <0.005 | |
| 1/28/2019 | <0.005 | |
| 6/27/2019 | <0.005 | |
| 9/11/2019 | 0.00066 (J) | |
| 3/17/2020 | <0.005 | |
| 9/14/2020 | 0.0015 | |
| 3/16/2021 | <0.005 | |
| 8/24/2021 | <0.005 | |
| 3/8/2022 | <0.005 | |
| 8/11/2022 | <0.005 | |
| 2/20/2023 | 0.0005 (J) | |
| 8/9/2023 | <0.005 | |
| 2/21/2024 | <0.005 | |
| 8/7/2024 | <0.005 | |
| 2/13/2025 | 0.00064 (J) | |
| 8/13/2025 | 0.00064 (J) | |
| 1/21/2026 | | <0.005 |

ND substitution: RL or RL/2 if <15% NDs.

# Prediction Limit

Constituent: Nickel (mg/L) Analysis Run 3/31/2026 6:17 AM View: Appendix I

Plant Wansley Client: Southern Company Data: Wansley Landfill

| | GWC-19 | GWC-19 |
|---|---|---|
| 8/30/2011 | <0.001 | |
| 10/26/2011 | <0.001 | |
| 12/3/2011 | <0.001 | |
| 2/8/2012 | <0.001 | |
| 7/11/2012 | <0.001 | |
| 1/8/2013 | <0.001 | |
| 7/16/2013 | <0.001 | |
| 1/21/2014 | <0.001 | |
| 6/24/2014 | <0.001 | |
| 1/13/2015 | <0.001 | |
| 7/23/2015 | <0.001 | |
| 1/27/2016 | <0.001 | |
| 7/25/2016 | <0.001 | |
| 2/2/2017 | <0.001 | |
| 8/7/2017 | <0.001 | |
| 1/25/2018 | <0.001 | |
| 6/21/2018 | <0.001 | |
| 1/28/2019 | 0.0009 (J) | |
| 6/26/2019 | 0.00051 (J) | |
| 9/12/2019 | 0.00044 (J) | |
| 3/18/2020 | 0.0011 | |
| 9/15/2020 | 0.0005 (J) | |
| 3/17/2021 | 0.001 | |
| 8/24/2021 | 0.0005 (J) | |
| 3/8/2022 | 0.0012 | |
| 8/11/2022 | <0.001 | |
| 2/21/2023 | 0.0014 | |
| 8/9/2023 | <0.001 | |
| 2/21/2024 | 0.0014 | |
| 8/6/2024 | 0.00051 (J) | |
| 2/14/2025 | 0.001 | |
| 8/13/2025 | 0.00085 (J) | |
| 1/21/2026 | | 0.0012 (J) |

ND substitution: RL or RL/2 if <15% NDs.

# Prediction Limit

Constituent: Nickel (mg/L) Analysis Run 3/31/2026 6:17 AM View: Appendix I

Plant Wansley Client: Southern Company Data: Wansley Landfill

| | GWC-20 | GWC-20 |
|---|---|---|
| 8/31/2011 | <0.005 | |
| 10/27/2011 | <0.005 | |
| 12/4/2011 | <0.005 | |
| 2/8/2012 | <0.005 | |
| 7/11/2012 | <0.005 | |
| 1/8/2013 | <0.005 | |
| 7/16/2013 | <0.005 | |
| 1/21/2014 | <0.005 | |
| 6/24/2014 | <0.005 | |
| 1/13/2015 | <0.005 | |
| 7/23/2015 | <0.005 | |
| 1/27/2016 | <0.005 | |
| 7/25/2016 | <0.005 | |
| 2/2/2017 | <0.005 | |
| 8/7/2017 | <0.005 | |
| 1/26/2018 | <0.005 | |
| 6/21/2018 | <0.005 | |
| 1/28/2019 | <0.005 | |
| 6/25/2019 | 0.00048 (J) | |
| 9/11/2019 | 0.001 | |
| 3/18/2020 | <0.005 | |
| 9/15/2020 | <0.005 | |
| 3/16/2021 | <0.005 | |
| 8/24/2021 | <0.005 | |
| 3/7/2022 | <0.005 | |
| 8/16/2022 | <0.005 | |
| 2/22/2023 | <0.005 | |
| 8/9/2023 | <0.005 | |
| 2/20/2024 | <0.005 | |
| 8/2/2024 | 0.00082 (J) | |
| 2/14/2025 | 0.00093 (J) | |
| 8/12/2025 | <0.005 | |
| 1/21/2026 | | <0.005 |

ND substitution: RL or RL/2 if <15% NDs.

# Prediction Limit

Constituent: Nickel (mg/L) Analysis Run 3/31/2026 6:17 AM View: Appendix I

Plant Wansley Client: Southern Company Data: Wansley Landfill

| | GWC-21 | GWC-21 |
|---|---|---|
| 8/31/2011 | <0.001 | |
| 10/27/2011 | <0.001 | |
| 12/4/2011 | <0.001 | |
| 2/8/2012 | <0.001 | |
| 7/17/2012 | <0.001 | |
| 1/9/2013 | <0.001 | |
| 7/16/2013 | <0.001 | |
| 1/21/2014 | <0.001 | |
| 6/24/2014 | <0.001 | |
| 1/13/2015 | <0.001 | |
| 7/23/2015 | <0.001 | |
| 1/26/2016 | <0.001 | |
| 7/26/2016 | <0.001 | |
| 2/2/2017 | <0.001 | |
| 8/7/2017 | <0.001 | |
| 1/26/2018 | <0.001 | |
| 6/20/2018 | <0.001 | |
| 1/24/2019 | 0.00051 (J) | |
| 6/25/2019 | 0.00085 (J) | |
| 9/11/2019 | 0.00066 (J) | |
| 3/18/2020 | 0.0004 (J) | |
| 9/15/2020 | 0.00076 (J) | |
| 3/16/2021 | 0.00097 (J) | |
| 8/19/2021 | 0.00071 (J) | |
| 3/7/2022 | <0.001 | |
| 8/16/2022 | 0.00082 (J) | |
| 2/21/2023 | <0.001 | |
| 8/9/2023 | 0.0005 (J) | |
| 2/19/2024 | <0.001 | |
| 7/30/2024 | <0.001 | |
| 2/11/2025 | 0.00075 (J) | |
| 8/12/2025 | 0.00055 (J) | |
| 1/20/2026 | | 0.0015 (J) |

ND substitution: RL or RL/2 if <15% NDs.

# Prediction Limit

Constituent: Nickel (mg/L) Analysis Run 3/31/2026 6:17 AM View: Appendix I

Plant Wansley Client: Southern Company Data: Wansley Landfill

| | GWC-22 | GWC-22 |
|---|---|---|
| 9/15/2011 | <0.001 | |
| 10/29/2011 | <0.001 | |
| 12/13/2011 | <0.001 | |
| 1/25/2012 | <0.001 | |
| 7/18/2012 | <0.001 | |
| 1/22/2013 | <0.001 | |
| 7/16/2013 | <0.001 | |
| 1/21/2014 | <0.001 | |
| 6/25/2014 | <0.001 | |
| 1/14/2015 | <0.001 | |
| 7/23/2015 | <0.001 | |
| 1/26/2016 | <0.001 | |
| 7/26/2016 | <0.001 | |
| 2/3/2017 | <0.001 | |
| 8/8/2017 | <0.001 | |
| 1/25/2018 | <0.001 | |
| 6/20/2018 | <0.001 | |
| 1/24/2019 | <0.001 | |
| 6/25/2019 | 0.00031 (J) | |
| 9/10/2019 | <0.001 | |
| 3/18/2020 | 0.00042 (J) | |
| 9/10/2020 | <0.001 | |
| 3/15/2021 | <0.001 | |
| 8/19/2021 | <0.001 | |
| 3/8/2022 | <0.001 | |
| 8/17/2022 | <0.001 | |
| 2/14/2023 | <0.001 | |
| 8/14/2023 | <0.001 | |
| 2/14/2024 | <0.001 | |
| 8/6/2024 | <0.001 | |
| 2/11/2025 | <0.001 | |
| 8/12/2025 | 0.00077 (J) | |
| 1/20/2026 | | 0.00046 (J) |

ND substitution: RL or RL/2 if <15% NDs.

# Prediction Limit

Constituent: Nickel (mg/L) Analysis Run 3/31/2026 6:17 AM View: Appendix I

Plant Wansley Client: Southern Company Data: Wansley Landfill

| | GWC-23 | GWC-23 |
|---|---|---|
| 9/16/2011 | <0.005 | |
| 10/29/2011 | <0.005 | |
| 12/13/2011 | <0.005 | |
| 1/31/2012 | <0.005 | |
| 7/18/2012 | <0.005 | |
| 1/22/2013 | <0.005 | |
| 7/23/2013 | <0.005 | |
| 1/22/2014 | <0.005 | |
| 7/1/2014 | <0.005 | |
| 1/22/2015 | <0.005 | |
| 7/29/2015 | <0.005 | |
| 1/21/2016 | <0.005 | |
| 7/27/2016 | <0.005 | |
| 2/3/2017 | <0.005 | |
| 8/8/2017 | <0.005 | |
| 1/25/2018 | <0.005 | |
| 6/20/2018 | <0.005 | |
| 1/25/2019 | 0.00044 (J) | |
| 6/26/2019 | <0.005 | |
| 9/12/2019 | 0.00044 (J) | |
| 3/18/2020 | 0.00079 (J) | |
| 9/10/2020 | 0.00058 (J) | |
| 3/18/2021 | 0.00052 (J) | |
| 8/23/2021 | 0.00059 (J) | |
| 3/9/2022 | <0.005 | |
| 8/16/2022 | <0.005 | |
| 2/21/2023 | 0.00062 (J) | |
| 8/15/2023 | <0.005 | |
| 2/19/2024 | <0.005 | |
| 7/30/2024 | <0.005 | |
| 2/11/2025 | <0.005 | |
| 8/12/2025 | <0.005 | |
| 1/22/2026 | | <0.005 |

ND substitution: RL or RL/2 if <15% NDs.

# Prediction Limit

Constituent: Nickel (mg/L) Analysis Run 3/31/2026 6:17 AM View: Appendix I

Plant Wansley Client: Southern Company Data: Wansley Landfill

| | GWC-24 | GWC-24 |
|---|---|---|
| 7/8/2014 | 0.0022 (J) | |
| 7/31/2015 | 0.0018 (J) | |
| 1/20/2016 | 0.0027 | |
| 7/27/2016 | <0.0025 | |
| 2/3/2017 | 0.0025 | |
| 8/8/2017 | 0.0036 | |
| 1/25/2018 | 0.0022 (J) | |
| 6/27/2018 | <0.0025 | |
| 1/31/2019 | 0.0018 | |
| 6/26/2019 | 0.0016 | |
| 9/11/2019 | 0.0018 | |
| 3/12/2020 | 0.0025 | |
| 9/15/2020 | 0.0022 | |
| 3/18/2021 | 0.0017 | |
| 8/19/2021 | 0.0017 | |
| 3/10/2022 | 0.0011 | |
| 8/18/2022 | 0.002 | |
| 2/16/2023 | 0.0014 | |
| 8/16/2023 | 0.0013 | |
| 2/22/2024 | 0.0034 | |
| 8/6/2024 | 0.0019 | |
| 2/14/2025 | 0.0035 | |
| 8/14/2025 | 0.0013 (J) | |
| 1/21/2026 | | 0.0021 (J) |

ND substitution: RL or RL/2 if <15% NDs.

# Prediction Limit

Constituent: Nickel (mg/L) Analysis Run 3/31/2026 6:17 AM View: Appendix I

Plant Wansley Client: Southern Company Data: Wansley Landfill

| | GWC-25 | GWC-25 |
|---|---|---|
| 9/17/2011 | <0.0025 | |
| 10/31/2011 | <0.0025 | |
| 12/14/2011 | <0.0025 | |
| 2/7/2012 | <0.0025 | |
| 7/17/2012 | 0.014 | |
| 7/24/2013 | 0.019 | |
| 1/23/2014 | 0.0036 | |
| 7/8/2014 | 0.011 | |
| 1/21/2015 | 0.0033 | |
| 7/30/2015 | 0.0054 | |
| 1/21/2016 | 0.0054 | |
| 7/27/2016 | 0.0065 | |
| 1/24/2017 | 0.012 | |
| 8/3/2017 | <0.0025 | |
| 1/25/2018 | 0.0071 | |
| 6/27/2018 | 0.0072 | |
| 1/24/2019 | 0.0027 | |
| 6/25/2019 | 0.0021 | |
| 9/11/2019 | 0.024 | |
| 3/12/2020 | 0.0054 | |
| 9/14/2020 | 0.015 | |
| 3/17/2021 | 0.0053 | |
| 8/19/2021 | 0.0035 | |
| 3/8/2022 | 0.0039 | |
| 8/10/2022 | 0.0026 | |
| 2/21/2023 | 0.0039 | |
| 8/15/2023 | 0.0082 | |
| 2/21/2024 | 0.0038 | |
| 8/1/2024 | 0.0055 | |
| 2/14/2025 | 0.0036 | |
| 8/13/2025 | 0.0061 | |
| 1/21/2026 | | 0.0034 (J) |

ND substitution: RL or RL/2 if <15% NDs.

# Prediction Limit

Constituent: Nickel (mg/L) Analysis Run 3/31/2026 6:17 AM View: Appendix I

Plant Wansley Client: Southern Company Data: Wansley Landfill

| | GWC-26 | GWC-26 |
|---|---|---|
| 9/17/2011 | <0.001 | |
| 10/29/2011 | <0.001 | |
| 12/14/2011 | <0.001 | |
| 2/7/2012 | <0.001 | |
| 7/17/2012 | <0.001 | |
| 1/24/2013 | <0.001 | |
| 7/24/2013 | <0.001 | |
| 1/23/2014 | <0.001 | |
| 7/8/2014 | <0.001 | |
| 1/21/2015 | <0.001 | |
| 7/31/2015 | <0.001 | |
| 1/25/2016 | <0.001 | |
| 7/26/2016 | <0.001 | |
| 1/19/2017 | <0.001 | |
| 8/3/2017 | <0.001 | |
| 1/22/2018 | <0.001 | |
| 6/27/2018 | <0.001 | |
| 1/24/2019 | 0.00087 (J) | |
| 6/25/2019 | 0.0031 | |
| 9/12/2019 | 0.00081 (J) | |
| 3/13/2020 | 0.00097 (J) | |
| 9/15/2020 | 0.00072 (J) | |
| 3/17/2021 | 0.0014 | |
| 8/19/2021 | 0.00059 (J) | |
| 3/9/2022 | 0.0011 | |
| 8/10/2022 | 0.00073 (J) | |
| 2/21/2023 | 0.00078 (J) | |
| 8/16/2023 | 0.00062 (J) | |
| 2/20/2024 | <0.001 | |
| 8/2/2024 | <0.001 | |
| 2/13/2025 | 0.00069 (J) | |
| 8/13/2025 | 0.00061 (J) | |
| 1/22/2026 | | 0.00045 (J) |

ND substitution: RL or RL/2 if <15% NDs.

# Prediction Limit

Constituent: Nickel (mg/L) Analysis Run 3/31/2026 6:17 AM View: Appendix I

Plant Wansley Client: Southern Company Data: Wansley Landfill

| | GWC-27 | GWC-27 |
|---|---|---|
| 9/17/2011 | <0.005 | |
| 10/29/2011 | <0.005 | |
| 12/14/2011 | <0.005 | |
| 1/25/2012 | <0.005 | |
| 7/17/2012 | <0.005 | |
| 1/24/2013 | <0.005 | |
| 7/24/2013 | <0.005 | |
| 1/23/2014 | <0.005 | |
| 7/8/2014 | <0.005 | |
| 1/21/2015 | <0.005 | |
| 7/30/2015 | <0.005 | |
| 1/22/2016 | <0.005 | |
| 7/26/2016 | <0.005 | |
| 1/20/2017 | <0.005 | |
| 8/3/2017 | <0.005 | |
| 1/19/2018 | <0.005 | |
| 6/27/2018 | <0.005 | |
| 1/24/2019 | 0.00035 (J) | |
| 6/26/2019 | <0.005 | |
| 9/12/2019 | 0.00044 (J) | |
| 3/12/2020 | <0.005 | |
| 9/9/2020 | 0.00052 (J) | |
| 3/18/2021 | <0.005 | |
| 8/23/2021 | <0.005 | |
| 3/8/2022 | <0.005 | |
| 8/10/2022 | <0.005 | |
| 2/20/2023 | <0.005 | |
| 8/15/2023 | <0.005 | |
| 2/20/2024 | <0.005 | |
| 7/30/2024 | <0.005 | |
| 2/11/2025 | <0.005 | |
| 8/13/2025 | <0.005 | |
| 1/21/2026 | | <0.005 |

ND substitution: RL or RL/2 if <15% NDs.

# Prediction Limit

Constituent: Nickel (mg/L) Analysis Run 3/31/2026 6:17 AM View: Appendix I

Plant Wansley Client: Southern Company Data: Wansley Landfill

| | GWC-31 | GWC-31 |
|---|---|---|
| 9/17/2011 | 0.0041 | |
| 10/31/2011 | 0.003 | |
| 2/7/2012 | 0.0029 | |
| 1/23/2013 | 0.0027 | |
| 1/23/2014 | 0.0016 (J) | |
| 7/1/2014 | 0.0021 (J) | |
| 1/21/2015 | <0.0025 | |
| 1/25/2016 | <0.0025 | |
| 7/27/2016 | 0.0038 | |
| 1/25/2017 | <0.0025 | |
| 8/4/2017 | 0.0029 | |
| 1/23/2018 | 0.012 | |
| 6/27/2018 | 0.0065 | |
| 1/31/2019 | 0.0011 | |
| 6/26/2019 | 0.00034 (J) | |
| 9/11/2019 | 0.01 | |
| 3/17/2020 | 0.0029 | |
| 9/11/2020 | 0.0019 | |
| 3/16/2021 | 0.0014 | |
| 8/25/2021 | 0.00064 (J) | |
| 3/10/2022 | 0.00055 (J) | |
| 8/16/2022 | 0.0016 | |
| 2/22/2023 | 0.00047 (J) | |
| 8/16/2023 | 0.0022 | |
| 2/21/2024 | 0.0016 | |
| 8/2/2024 | 0.002 | |
| 2/18/2025 | 0.00074 (J) | |
| 8/15/2025 | 0.00069 (J) | |
| 2/11/2026 | | 0.00063 (J) |

ND substitution: RL or RL/2 if <15% NDs.

# Prediction Limit

Constituent: Nickel (mg/L) Analysis Run 3/31/2026 6:17 AM View: Appendix I

Plant Wansley Client: Southern Company Data: Wansley Landfill

| | GWC-32 | GWC-32 |
|---|---|---|
| 9/15/2011 | <0.005 | |
| 10/31/2011 | <0.005 | |
| 12/13/2011 | <0.005 | |
| 2/1/2012 | <0.005 | |
| 7/17/2012 | <0.005 | |
| 1/23/2013 | <0.005 | |
| 7/24/2013 | <0.005 | |
| 1/23/2014 | 0.00094 (J) | |
| 7/1/2014 | <0.005 | |
| 1/20/2015 | <0.005 | |
| 7/30/2015 | <0.005 | |
| 1/25/2016 | <0.005 | |
| 7/22/2016 | <0.005 | |
| 1/26/2017 | <0.005 | |
| 8/3/2017 | 0.0018 (J) | |
| 1/23/2018 | <0.005 | |
| 6/26/2018 | <0.005 | |
| 1/30/2019 | 0.00064 (J) | |
| 6/27/2019 | 0.00059 (J) | |
| 9/12/2019 | 0.0013 | |
| 3/18/2020 | 0.0011 | |
| 9/15/2020 | 0.00095 (J) | |
| 3/17/2021 | 0.00082 (J) | |
| 8/24/2021 | <0.005 | |
| 3/9/2022 | <0.005 | |
| 8/10/2022 | <0.005 | |
| 2/15/2023 | <0.005 | |
| 8/15/2023 | <0.005 | |
| 2/20/2024 | <0.005 | |
| 8/6/2024 | <0.005 | |
| 2/19/2025 | <0.005 | |
| 8/14/2025 | <0.005 | |
| 1/21/2026 | | <0.005 |

ND substitution: RL or RL/2 if <15% NDs.

# Prediction Limit

Constituent: Nickel (mg/L) Analysis Run 3/31/2026 6:17 AM View: Appendix I

Plant Wansley Client: Southern Company Data: Wansley Landfill

| | GWC-33 | GWC-33 |
|---|---|---|
| 9/16/2011 | <0.005 | |
| 10/30/2011 | <0.005 | |
| 12/13/2011 | <0.005 | |
| 2/1/2012 | <0.005 | |
| 7/17/2012 | <0.005 | |
| 1/23/2013 | <0.005 | |
| 7/17/2013 | <0.005 | |
| 1/23/2014 | 0.00078 (J) | |
| 1/20/2015 | <0.005 | |
| 7/29/2015 | <0.005 | |
| 1/25/2016 | <0.005 | |
| 7/22/2016 | 0.0023 (J) | |
| 1/25/2017 | <0.005 | |
| 8/4/2017 | <0.005 | |
| 1/23/2018 | <0.005 | |
| 6/26/2018 | <0.005 | |
| 1/30/2019 | 0.00054 (J) | |
| 6/26/2019 | 0.00068 (J) | |
| 9/12/2019 | 0.00078 (J) | |
| 3/12/2020 | 0.0012 | |
| 9/16/2020 | 0.0012 | |
| 3/18/2021 | <0.005 | |
| 8/24/2021 | <0.005 | |
| 3/9/2022 | <0.005 | |
| 8/15/2022 | <0.005 | |
| 2/20/2023 | <0.005 | |
| 8/15/2023 | <0.005 | |
| 2/20/2024 | <0.005 | |
| 7/31/2024 | <0.005 | |
| 2/19/2025 | <0.005 | |
| 8/19/2025 | <0.005 | |
| 1/22/2026 | | <0.005 |

ND substitution: RL or RL/2 if <15% NDs.

# Prediction Limit

Constituent: Nickel (mg/L) Analysis Run 3/31/2026 6:17 AM View: Appendix I

Plant Wansley Client: Southern Company Data: Wansley Landfill

| | GWC-34 | GWC-34 |
|---|---|---|
| 9/16/2011 | <0.0025 | |
| 10/31/2011 | <0.0025 | |
| 12/12/2011 | <0.0025 | |
| 2/1/2012 | <0.0025 | |
| 7/16/2012 | <0.0025 | |
| 1/22/2013 | <0.0025 | |
| 7/17/2013 | <0.0025 | |
| 1/23/2014 | 0.00062 (J) | |
| 6/25/2014 | <0.0025 | |
| 1/14/2015 | <0.0025 | |
| 7/29/2015 | <0.0025 | |
| 1/21/2016 | <0.0025 | |
| 7/21/2016 | <0.0025 | |
| 1/25/2017 | <0.0025 | |
| 8/3/2017 | 0.012 (O) | |
| 1/23/2018 | <0.0025 | |
| 6/20/2018 | <0.0025 | |
| 1/28/2019 | 0.00047 (J) | |
| 6/26/2019 | 0.00047 (J) | |
| 9/11/2019 | 0.0014 | |
| 3/11/2020 | 0.0005 (J) | |
| 9/11/2020 | 0.00053 (J) | |
| 3/16/2021 | 0.00059 (J) | |
| 8/24/2021 | 0.00043 (J) | |
| 3/2/2022 | 0.00064 (J) | |
| 8/10/2022 | 0.00063 (J) | |
| 2/20/2023 | 0.00077 (J) | |
| 8/16/2023 | 0.00079 (J) | |
| 2/22/2024 | 0.00065 (J) | |
| 8/5/2024 | 0.0007 (J) | |
| 2/13/2025 | 0.00067 (J) | |
| 8/14/2025 | 0.00055 (J) | |
| 1/22/2026 | | 0.00071 (J) |

ND substitution: RL or RL/2 if <15% NDs.

# Prediction Limit

Constituent: Nickel (mg/L) Analysis Run 3/31/2026 6:17 AM View: Appendix I

Plant Wansley Client: Southern Company Data: Wansley Landfill

| | GWC-35 | GWC-35 |
|---|---|---|
| 9/16/2011 | 0.0037 | |
| 10/31/2011 | 0.0047 | |
| 12/12/2011 | 0.0048 | |
| 2/1/2012 | 0.0027 | |
| 7/16/2012 | 0.0035 | |
| 1/22/2013 | 0.003 | |
| 7/2/2013 | 0.0027 | |
| 1/21/2014 | 0.002 (J) | |
| 6/25/2014 | 0.0026 | |
| 1/14/2015 | 0.0021 (J) | |
| 7/28/2015 | 0.0016 (J) | |
| 1/21/2016 | 0.0017 (J) | |
| 7/21/2016 | <0.0025 | |
| 1/26/2017 | <0.0025 | |
| 8/3/2017 | <0.0025 | |
| 1/23/2018 | <0.0025 | |
| 6/19/2018 | <0.0025 | |
| 1/21/2019 | 0.0011 | |
| 6/26/2019 | 0.0013 | |
| 9/12/2019 | 0.0012 | |
| 3/11/2020 | 0.001 | |
| 9/11/2020 | 0.00095 (J) | |
| 3/16/2021 | 0.0011 | |
| 8/18/2021 | 0.00094 (J) | |
| 3/2/2022 | 0.0015 | |
| 8/15/2022 | 0.0014 | |
| 2/20/2023 | 0.0012 | |
| 8/16/2023 | 0.002 | |
| 2/22/2024 | 0.0019 | |
| 8/5/2024 | 0.003 | |
| 2/18/2025 | 0.0026 | |
| 8/14/2025 | 0.0019 (J) | |
| 1/22/2026 | | 0.0026 (J) |

ND substitution: RL or RL/2 if <15% NDs.

# Prediction Limit

Constituent: Selenium (mg/L) Analysis Run 3/31/2026 6:17 AM View: Appendix I

Plant Wansley Client: Southern Company Data: Wansley Landfill

| | GWA-1 | GWA-1 |
|---|---|---|
| 9/16/2011 | <0.005 | |
| 10/27/2011 | <0.005 | |
| 12/13/2011 | <0.005 | |
| 1/31/2012 | <0.005 | |
| 7/18/2012 | <0.005 | |
| 1/24/2013 | <0.005 | |
| 7/17/2013 | <0.005 | |
| 1/21/2014 | <0.005 | |
| 6/25/2014 | <0.005 | |
| 1/14/2015 | <0.005 | |
| 7/21/2015 | <0.005 | |
| 1/21/2016 | <0.005 | |
| 3/23/2016 | <0.005 | |
| 5/20/2016 | <0.005 | |
| 7/21/2016 | <0.005 | |
| 9/15/2016 | <0.005 | |
| 11/11/2016 | <0.005 | |
| 1/19/2017 | <0.005 | |
| 3/16/2017 | <0.005 | |
| 4/28/2017 | <0.005 | |
| 8/3/2017 | <0.005 | |
| 1/19/2018 | <0.005 | |
| 6/19/2018 | 0.00054 (J) | |
| 1/17/2019 | <0.005 | |
| 6/24/2019 | <0.005 | |
| 9/9/2019 | <0.005 | |
| 3/10/2020 | <0.005 | |
| 9/9/2020 | <0.005 | |
| 3/15/2021 | <0.005 | |
| 8/16/2021 | <0.005 | |
| 2/28/2022 | <0.005 | |
| 8/9/2022 | <0.005 | |
| 2/14/2023 | <0.005 | |
| 8/9/2023 | <0.005 | |
| 2/13/2024 | <0.005 | |
| 7/30/2024 | <0.005 | |
| 2/11/2025 | <0.005 | |
| 8/12/2025 | <0.005 | |
| 1/20/2026 | | <0.005 |

ND substitution: RL or RL/2 if <15% NDs.

# Prediction Limit

Constituent: Selenium (mg/L) Analysis Run 3/31/2026 6:17 AM View: Appendix I

Plant Wansley Client: Southern Company Data: Wansley Landfill

| | GWA-2 | GWA-2 |
|---|---|---|
| 9/17/2011 | <0.005 | |
| 10/27/2011 | <0.005 | |
| 12/14/2011 | <0.005 | |
| 2/7/2012 | <0.005 | |
| 7/23/2012 | <0.005 | |
| 1/23/2013 | <0.005 | |
| 7/24/2013 | <0.005 | |
| 1/22/2014 | <0.005 | |
| 7/1/2014 | <0.005 | |
| 1/22/2015 | <0.005 | |
| 7/22/2015 | <0.005 | |
| 1/20/2016 | <0.005 | |
| 3/23/2016 | <0.005 | |
| 5/24/2016 | <0.005 | |
| 7/26/2016 | <0.005 | |
| 9/16/2016 | <0.005 | |
| 11/10/2016 | <0.005 | |
| 1/19/2017 | <0.005 | |
| 3/17/2017 | <0.005 | |
| 4/28/2017 | <0.005 | |
| 8/2/2017 | <0.005 | |
| 1/19/2018 | <0.005 | |
| 6/19/2018 | <0.005 | |
| 1/17/2019 | <0.005 | |
| 6/24/2019 | <0.005 | |
| 9/10/2019 | <0.005 | |
| 3/10/2020 | <0.005 | |
| 9/10/2020 | <0.005 | |
| 3/15/2021 | <0.005 | |
| 8/18/2021 | <0.005 | |
| 3/1/2022 | <0.005 | |
| 8/9/2022 | <0.005 | |
| 2/14/2023 | <0.005 | |
| 8/9/2023 | <0.005 | |
| 2/14/2024 | <0.005 | |
| 7/30/2024 | <0.005 | |
| 2/11/2025 | <0.005 | |
| 8/12/2025 | <0.005 | |
| 1/20/2026 | | <0.005 |

ND substitution: RL or RL/2 if <15% NDs.

# Prediction Limit

Constituent: Selenium (mg/L) Analysis Run 3/31/2026 6:17 AM View: Appendix I

Plant Wansley Client: Southern Company Data: Wansley Landfill

| | GWA-3 | GWA-3 |
|---|---|---|
| 8/31/2011 | <0.005 | |
| 6/25/2014 | <0.005 | |
| 7/21/2015 | <0.005 | |
| 3/31/2016 | <0.005 | |
| 5/25/2016 | <0.005 | |
| 7/27/2016 | <0.005 | |
| 8/1/2017 | 0.00028 (J) | |
| 10/3/2017 | <0.005 | |
| 6/20/2018 | <0.005 | |
| 1/18/2019 | <0.005 | |
| 6/25/2019 | <0.005 | |
| 9/11/2019 | <0.005 | |
| 3/10/2020 | <0.005 | |
| 9/9/2020 | <0.005 | |
| 3/15/2021 | <0.005 | |
| 8/18/2021 | <0.005 | |
| 3/1/2022 | <0.005 | |
| 8/9/2022 | <0.005 | |
| 2/14/2023 | <0.005 | |
| 8/8/2023 | <0.005 | |
| 7/31/2024 | <0.005 | |
| 8/13/2025 | <0.005 | |
| 1/21/2026 | | <0.005 |

ND substitution: RL or RL/2 if <15% NDs.

# Prediction Limit

Constituent: Selenium (mg/L) Analysis Run 3/31/2026 6:17 AM View: Appendix I

Plant Wansley Client: Southern Company Data: Wansley Landfill

| | GWA-4 | GWA-4 |
|---|---|---|
| 8/31/2011 | <0.005 | |
| 10/27/2011 | <0.005 | |
| 12/14/2011 | <0.005 | |
| 2/1/2012 | <0.005 | |
| 7/23/2012 | <0.005 | |
| 1/23/2013 | <0.005 | |
| 7/17/2013 | <0.005 | |
| 1/15/2014 | <0.005 | |
| 6/25/2014 | <0.005 | |
| 1/14/2015 | <0.005 | |
| 7/21/2015 | <0.005 | |
| 1/20/2016 | <0.005 | |
| 3/23/2016 | <0.005 | |
| 5/19/2016 | <0.005 | |
| 7/21/2016 | <0.005 | |
| 9/14/2016 | <0.005 | |
| 11/10/2016 | <0.005 | |
| 1/17/2017 | <0.005 | |
| 3/16/2017 | <0.005 | |
| 4/27/2017 | <0.005 | |
| 8/2/2017 | <0.005 | |
| 1/22/2018 | <0.005 | |
| 6/19/2018 | 0.00086 (J) | |
| 1/17/2019 | <0.005 | |
| 6/24/2019 | <0.005 | |
| 9/10/2019 | <0.005 | |
| 3/10/2020 | <0.005 | |
| 9/9/2020 | <0.005 | |
| 3/15/2021 | <0.005 | |
| 8/18/2021 | <0.005 | |
| 3/1/2022 | <0.005 | |
| 8/9/2022 | <0.005 | |
| 2/14/2023 | <0.005 | |
| 8/9/2023 | <0.005 | |
| 2/14/2024 | <0.005 | |
| 7/29/2024 | <0.005 | |
| 2/10/2025 | <0.005 | |
| 8/12/2025 | <0.005 | |
| 1/20/2026 | | <0.005 |

ND substitution: RL or RL/2 if <15% NDs.

# Prediction Limit

Constituent: Selenium (mg/L) Analysis Run 3/31/2026 6:17 AM View: Appendix I

Plant Wansley Client: Southern Company Data: Wansley Landfill

| | GWA-28 | GWA-28 |
|---|---|---|
| 9/16/2011 | <0.005 | |
| 10/28/2011 | <0.005 | |
| 12/12/2011 | <0.005 | |
| 1/25/2012 | <0.005 | |
| 7/16/2012 | <0.005 | |
| 1/24/2013 | <0.005 | |
| 7/23/2013 | <0.005 | |
| 1/22/2014 | <0.005 | |
| 7/1/2014 | <0.005 | |
| 1/21/2015 | <0.005 | |
| 7/21/2015 | <0.005 | |
| 1/22/2016 | <0.005 | |
| 3/22/2016 | <0.005 | |
| 5/23/2016 | <0.005 | |
| 7/25/2016 | 0.0004 (J) | |
| 9/15/2016 | <0.005 | |
| 11/9/2016 | <0.005 | |
| 1/17/2017 | <0.005 | |
| 3/16/2017 | <0.005 | |
| 4/27/2017 | <0.005 | |
| 8/1/2017 | <0.005 | |
| 1/19/2018 | 0.00073 (J) | |
| 6/19/2018 | <0.005 | |
| 1/21/2019 | <0.005 | |
| 6/25/2019 | <0.005 | |
| 9/10/2019 | <0.005 | |
| 3/10/2020 | <0.005 | |
| 9/9/2020 | <0.005 | |
| 3/15/2021 | <0.005 | |
| 8/16/2021 | <0.005 | |
| 3/1/2022 | <0.005 | |
| 8/9/2022 | <0.005 | |
| 2/14/2023 | <0.005 | |
| 8/9/2023 | <0.005 | |
| 2/14/2024 | <0.005 | |
| 7/29/2024 | <0.005 | |
| 2/10/2025 | <0.005 | |
| 8/12/2025 | <0.005 | |
| 1/20/2026 | | <0.005 |

ND substitution: RL or RL/2 if <15% NDs.

# Prediction Limit

Constituent: Selenium (mg/L) Analysis Run 3/31/2026 6:17 AM View: Appendix I

Plant Wansley Client: Southern Company Data: Wansley Landfill

| | GWA-29 | GWA-29 |
|---|---|---|
| 9/17/2011 | <0.005 | |
| 10/28/2011 | <0.005 | |
| 12/12/2011 | <0.005 | |
| 1/31/2012 | <0.005 | |
| 7/17/2012 | <0.005 | |
| 1/24/2013 | <0.005 | |
| 7/24/2013 | <0.005 | |
| 1/22/2014 | <0.005 | |
| 7/8/2014 | <0.005 | |
| 1/21/2015 | <0.005 | |
| 7/22/2015 | <0.005 | |
| 1/19/2016 | <0.005 | |
| 3/22/2016 | <0.005 | |
| 5/19/2016 | <0.005 | |
| 7/21/2016 | 0.00045 (J) | |
| 1/17/2017 | <0.005 | |
| 3/15/2017 | <0.005 | |
| 4/27/2017 | <0.005 | |
| 7/18/2017 | <0.005 | |
| 8/1/2017 | 0.00036 (J) | |
| 1/19/2018 | 0.00027 (J) | |
| 6/19/2018 | 0.00051 (J) | |
| 1/18/2019 | <0.005 | |
| 6/25/2019 | <0.005 | |
| 9/10/2019 | <0.005 | |
| 3/10/2020 | <0.005 | |
| 9/9/2020 | <0.005 | |
| 3/15/2021 | <0.005 | |
| 8/18/2021 | <0.005 | |
| 3/2/2022 | <0.005 | |
| 8/9/2022 | <0.005 | |
| 2/13/2023 | <0.005 | |
| 8/8/2023 | <0.005 | |
| 2/14/2024 | <0.005 | |
| 7/30/2024 | <0.005 | |
| 2/11/2025 | <0.005 | |
| 8/12/2025 | <0.005 | |
| 1/20/2026 | | <0.005 |

ND substitution: RL or RL/2 if <15% NDs.

# Prediction Limit

Constituent: Selenium (mg/L) Analysis Run 3/31/2026 6:17 AM View: Appendix I

Plant Wansley Client: Southern Company Data: Wansley Landfill

| | GWC-5 | GWC-5 |
|---|---|---|
| 8/31/2011 | <0.005 | |
| 10/27/2011 | <0.005 | |
| 12/5/2011 | <0.005 | |
| 1/25/2012 | <0.005 | |
| 7/18/2012 | <0.005 | |
| 1/9/2013 | <0.005 | |
| 7/17/2013 | <0.005 | |
| 1/15/2014 | <0.005 | |
| 6/25/2014 | <0.005 | |
| 1/13/2015 | <0.005 | |
| 7/24/2015 | <0.005 | |
| 1/20/2016 | <0.005 | |
| 3/28/2016 | <0.005 | |
| 5/23/2016 | <0.005 | |
| 7/21/2016 | 0.00025 (J) | |
| 9/15/2016 | <0.005 | |
| 11/15/2016 | <0.005 | |
| 1/26/2017 | <0.005 | |
| 3/22/2017 | <0.005 | |
| 5/2/2017 | <0.005 | |
| 8/3/2017 | <0.005 | |
| 1/23/2018 | <0.005 | |
| 6/25/2018 | 0.0008 (J) | |
| 1/30/2019 | <0.005 | |
| 6/26/2019 | <0.005 | |
| 9/12/2019 | <0.005 | |
| 3/16/2020 | <0.005 | |
| 9/9/2020 | <0.005 | |
| 3/17/2021 | <0.005 | |
| 8/19/2021 | <0.005 | |
| 3/2/2022 | <0.005 | |
| 8/11/2022 | <0.005 | |
| 2/20/2023 | <0.005 | |
| 8/14/2023 | <0.005 | |
| 2/14/2024 | <0.005 | |
| 7/31/2024 | <0.005 | |
| 2/14/2025 | <0.005 | |
| 8/18/2025 | <0.005 | |
| 1/21/2026 | | <0.005 |

ND substitution: RL or RL/2 if <15% NDs.

# Prediction Limit

Constituent: Selenium (mg/L) Analysis Run 3/31/2026 6:17 AM View: Appendix I

Plant Wansley Client: Southern Company Data: Wansley Landfill

| | GWC-6 | GWC-6 |
|---|---|---|
| 8/31/2011 | <0.005 | |
| 10/30/2011 | <0.005 | |
| 12/5/2011 | <0.005 | |
| 1/25/2012 | <0.005 | |
| 7/24/2012 | <0.005 | |
| 1/8/2013 | <0.005 | |
| 7/9/2013 | <0.005 | |
| 1/15/2014 | <0.005 | |
| 6/25/2014 | <0.005 | |
| 1/20/2015 | <0.005 | |
| 7/24/2015 | <0.005 | |
| 1/20/2016 | <0.005 | |
| 3/28/2016 | <0.005 | |
| 5/24/2016 | <0.005 | |
| 7/21/2016 | <0.005 | |
| 9/15/2016 | <0.005 | |
| 11/16/2016 | 0.00031 (J) | |
| 1/26/2017 | <0.005 | |
| 3/22/2017 | <0.005 | |
| 5/2/2017 | <0.005 | |
| 8/3/2017 | <0.005 | |
| 1/23/2018 | <0.005 | |
| 6/25/2018 | 0.0008 (J) | |
| 1/30/2019 | <0.005 | |
| 6/26/2019 | <0.005 | |
| 9/12/2019 | <0.005 | |
| 3/16/2020 | <0.005 | |
| 9/11/2020 | <0.005 | |
| 3/17/2021 | <0.005 | |
| 8/18/2021 | <0.005 | |
| 3/2/2022 | <0.005 | |
| 8/11/2022 | <0.005 | |
| 2/20/2023 | <0.005 | |
| 8/14/2023 | <0.005 | |
| 2/14/2024 | <0.005 | |
| 8/1/2024 | <0.005 | |
| 2/18/2025 | <0.005 | |
| 8/15/2025 | <0.005 | |
| 1/20/2026 | | <0.005 |

ND substitution: RL or RL/2 if <15% NDs.

# Prediction Limit

Constituent: Selenium (mg/L) Analysis Run 3/31/2026 6:17 AM View: Appendix I

Plant Wansley Client: Southern Company Data: Wansley Landfill

| | GWC-7 | GWC-7 |
|---|---|---|
| 9/7/2011 | <0.005 | |
| 10/30/2011 | <0.005 | |
| 12/5/2011 | <0.005 | |
| 1/25/2012 | <0.005 | |
| 7/18/2012 | <0.005 | |
| 1/7/2013 | <0.005 | |
| 7/9/2013 | <0.005 | |
| 1/14/2014 | <0.005 | |
| 6/24/2014 | <0.005 | |
| 1/20/2015 | <0.005 | |
| 7/27/2015 | <0.005 | |
| 1/26/2016 | <0.005 | |
| 3/29/2016 | <0.005 | |
| 5/24/2016 | <0.005 | |
| 7/22/2016 | <0.005 | |
| 9/15/2016 | <0.005 | |
| 11/16/2016 | <0.005 | |
| 1/26/2017 | <0.005 | |
| 3/22/2017 | <0.005 | |
| 5/2/2017 | <0.005 | |
| 8/4/2017 | 0.00033 (J) | |
| 1/23/2018 | <0.005 | |
| 6/25/2018 | <0.005 | |
| 1/21/2019 | <0.005 | |
| 6/25/2019 | <0.005 | |
| 9/10/2019 | <0.005 | |
| 3/12/2020 | <0.005 | |
| 9/14/2020 | <0.005 | |
| 3/16/2021 | <0.005 | |
| 8/19/2021 | <0.005 | |
| 3/2/2022 | <0.005 | |
| 8/11/2022 | <0.005 | |
| 2/21/2023 | <0.005 | |
| 8/9/2023 | <0.005 | |
| 2/21/2024 | <0.005 | |
| 8/1/2024 | <0.005 | |
| 2/13/2025 | <0.005 | |
| 8/18/2025 | <0.005 | |
| 1/22/2026 | | <0.005 |

ND substitution: RL or RL/2 if <15% NDs.

# Prediction Limit

Constituent: Selenium (mg/L) Analysis Run 3/31/2026 6:17 AM View: Appendix I

Plant Wansley Client: Southern Company Data: Wansley Landfill

| | GWC-8 | GWC-8 |
|---|---|---|
| 9/7/2011 | <0.005 | |
| 10/30/2011 | <0.005 | |
| 12/5/2011 | <0.005 | |
| 1/19/2012 | <0.005 | |
| 7/18/2012 | <0.005 | |
| 1/7/2013 | <0.005 | |
| 7/9/2013 | <0.005 | |
| 1/14/2014 | <0.005 | |
| 6/24/2014 | <0.005 | |
| 1/20/2015 | <0.005 | |
| 7/27/2015 | <0.005 | |
| 1/26/2016 | <0.005 | |
| 3/29/2016 | <0.005 | |
| 5/24/2016 | <0.005 | |
| 7/26/2016 | <0.005 | |
| 9/19/2016 | <0.005 | |
| 11/16/2016 | <0.005 | |
| 1/26/2017 | <0.005 | |
| 3/23/2017 | <0.005 | |
| 5/3/2017 | 0.0018 | |
| 8/7/2017 | 0.00068 (J) | |
| 1/24/2018 | 0.00025 (J) | |
| 6/21/2018 | 0.00029 (J) | |
| 1/22/2019 | <0.005 | |
| 6/25/2019 | <0.005 | |
| 9/10/2019 | <0.005 | |
| 3/12/2020 | <0.005 | |
| 9/14/2020 | <0.005 | |
| 3/16/2021 | <0.005 | |
| 8/20/2021 | <0.005 | |
| 3/2/2022 | <0.005 | |
| 8/11/2022 | <0.005 | |
| 2/15/2023 | <0.005 | |
| 8/9/2023 | <0.005 | |
| 2/21/2024 | <0.005 | |
| 7/30/2024 | <0.005 | |
| 2/13/2025 | <0.005 | |
| 8/13/2025 | <0.005 | |
| 1/22/2026 | | <0.005 |

ND substitution: RL or RL/2 if <15% NDs.

# Prediction Limit

Constituent: Selenium (mg/L) Analysis Run 3/31/2026 6:17 AM View: Appendix I

Plant Wansley Client: Southern Company Data: Wansley Landfill

| | GWC-9 | GWC-9 |
|---|---|---|
| 9/7/2011 | 0.015 (O) | |
| 10/30/2011 | <0.005 | |
| 12/4/2011 | <0.005 | |
| 1/19/2012 | <0.005 | |
| 7/18/2012 | <0.005 | |
| 1/8/2013 | <0.005 | |
| 7/9/2013 | <0.005 | |
| 1/14/2014 | <0.005 | |
| 6/24/2014 | <0.005 | |
| 1/20/2015 | <0.005 | |
| 7/27/2015 | <0.005 | |
| 1/26/2016 | <0.005 | |
| 3/29/2016 | <0.005 | |
| 5/24/2016 | <0.005 | |
| 7/25/2016 | <0.005 | |
| 9/19/2016 | <0.005 | |
| 11/16/2016 | <0.005 | |
| 1/31/2017 | 0.00053 (J) | |
| 3/23/2017 | <0.005 | |
| 5/2/2017 | <0.005 | |
| 8/7/2017 | 0.0009 (J) | |
| 1/24/2018 | 0.00052 (J) | |
| 6/21/2018 | 0.00063 (J) | |
| 1/22/2019 | <0.005 | |
| 6/25/2019 | <0.005 | |
| 9/16/2019 | <0.005 | |
| 3/16/2020 | <0.005 | |
| 9/11/2020 | <0.005 | |
| 3/16/2021 | <0.005 | |
| 8/25/2021 | <0.005 | |
| 3/9/2022 | <0.005 | |
| 8/16/2022 | <0.005 | |
| 2/15/2023 | <0.005 | |
| 8/9/2023 | <0.005 | |
| 2/19/2024 | <0.005 | |
| 7/31/2024 | <0.005 | |
| 2/18/2025 | <0.005 | |
| 8/13/2025 | <0.005 | |
| 1/22/2026 | | <0.005 |

ND substitution: RL or RL/2 if <15% NDs.

# Prediction Limit

Constituent: Selenium (mg/L) Analysis Run 3/31/2026 6:17 AM View: Appendix I

Plant Wansley Client: Southern Company Data: Wansley Landfill

| | GWC-11 | GWC-11 |
|---|---|---|
| 9/13/2011 | <0.005 | |
| 10/28/2011 | <0.005 | |
| 12/4/2011 | <0.005 | |
| 2/9/2012 | <0.005 | |
| 7/18/2012 | <0.005 | |
| 1/8/2013 | <0.005 | |
| 7/9/2013 | <0.005 | |
| 1/15/2014 | <0.005 | |
| 6/25/2014 | <0.005 | |
| 1/21/2015 | <0.005 | |
| 7/28/2015 | <0.005 | |
| 1/26/2016 | <0.005 | |
| 3/29/2016 | <0.005 | |
| 5/25/2016 | <0.005 | |
| 7/25/2016 | 0.00041 (J) | |
| 9/19/2016 | 0.00084 (J) | |
| 11/16/2016 | <0.005 | |
| 1/31/2017 | 0.00033 (J) | |
| 3/23/2017 | <0.005 | |
| 5/2/2017 | <0.005 | |
| 8/7/2017 | <0.005 | |
| 1/24/2018 | <0.005 | |
| 6/20/2018 | 0.00026 (J) | |
| 1/24/2019 | <0.005 | |
| 6/26/2019 | <0.005 | |
| 9/16/2019 | <0.005 | |
| 3/16/2020 | <0.005 | |
| 9/10/2020 | <0.005 | |
| 3/17/2021 | <0.005 | |
| 8/23/2021 | <0.005 | |
| 3/7/2022 | <0.005 | |
| 8/15/2022 | <0.005 | |
| 2/21/2023 | <0.005 | |
| 8/14/2023 | <0.005 | |
| 2/14/2024 | <0.005 | |
| 8/6/2024 | <0.005 | |
| 2/18/2025 | <0.005 | |
| 8/18/2025 | <0.005 | |
| 1/21/2026 | | <0.005 |

ND substitution: RL or RL/2 if <15% NDs.

# Prediction Limit

Constituent: Selenium (mg/L) Analysis Run 3/31/2026 6:17 AM View: Appendix I

Plant Wansley Client: Southern Company Data: Wansley Landfill

| | GWC-12 | GWC-12 |
|---|---|---|
| 9/13/2011 | <0.005 | |
| 10/28/2011 | <0.005 | |
| 12/4/2011 | <0.005 | |
| 1/24/2012 | <0.005 | |
| 7/11/2012 | <0.005 | |
| 1/8/2013 | <0.005 | |
| 7/10/2013 | <0.005 | |
| 1/21/2014 | <0.005 | |
| 7/1/2014 | <0.005 | |
| 1/21/2015 | <0.005 | |
| 7/28/2015 | <0.005 | |
| 1/26/2016 | <0.005 | |
| 3/29/2016 | <0.005 | |
| 5/25/2016 | <0.005 | |
| 7/22/2016 | <0.005 | |
| 9/15/2016 | <0.005 | |
| 11/16/2016 | <0.005 | |
| 1/31/2017 | <0.005 | |
| 3/23/2017 | <0.005 | |
| 5/3/2017 | <0.005 | |
| 8/7/2017 | 0.00032 (J) | |
| 1/24/2018 | <0.005 | |
| 6/26/2018 | <0.005 | |
| 1/25/2019 | <0.005 | |
| 6/26/2019 | <0.005 | |
| 9/11/2019 | <0.005 | |
| 3/18/2020 | <0.005 | |
| 9/10/2020 | <0.005 | |
| 3/16/2021 | <0.005 | |
| 8/19/2021 | <0.005 | |
| 3/7/2022 | <0.005 | |
| 8/16/2022 | <0.005 | |
| 2/15/2023 | <0.005 | |
| 8/14/2023 | <0.005 | |
| 2/20/2024 | <0.005 | |
| 8/6/2024 | <0.005 | |
| 2/17/2025 | <0.005 | |
| 8/18/2025 | <0.005 | |
| 1/21/2026 | | <0.005 |

ND substitution: RL or RL/2 if <15% NDs.

# Prediction Limit

Constituent: Selenium (mg/L) Analysis Run 3/31/2026 6:17 AM View: Appendix I

Plant Wansley Client: Southern Company Data: Wansley Landfill

| | GWC-13 | GWC-13 |
|---|---|---|
| 9/13/2011 | <0.005 | |
| 10/28/2011 | <0.005 | |
| 12/4/2011 | <0.005 | |
| 1/24/2012 | <0.005 | |
| 7/11/2012 | <0.005 | |
| 1/8/2013 | <0.005 | |
| 7/10/2013 | <0.005 | |
| 1/21/2014 | <0.005 | |
| 7/1/2014 | <0.005 | |
| 1/21/2015 | <0.005 | |
| 7/28/2015 | <0.005 | |
| 1/27/2016 | <0.005 | |
| 3/29/2016 | <0.005 | |
| 5/25/2016 | <0.005 | |
| 7/26/2016 | <0.005 | |
| 9/15/2016 | <0.005 | |
| 11/17/2016 | <0.005 | |
| 1/31/2017 | <0.005 | |
| 3/23/2017 | 0.0021 | |
| 5/3/2017 | <0.005 | |
| 8/4/2017 | <0.005 | |
| 1/25/2018 | <0.005 | |
| 6/20/2018 | <0.005 | |
| 1/22/2019 | <0.005 | |
| 6/25/2019 | <0.005 | |
| 9/12/2019 | <0.005 | |
| 3/12/2020 | <0.005 | |
| 9/10/2020 | <0.005 | |
| 3/17/2021 | <0.005 | |
| 8/23/2021 | <0.005 | |
| 3/8/2022 | <0.005 | |
| 8/15/2022 | <0.005 | |
| 2/21/2023 | <0.005 | |
| 8/16/2023 | <0.005 | |
| 2/19/2024 | <0.005 | |
| 8/5/2024 | <0.005 | |
| 2/18/2025 | <0.005 | |
| 8/19/2025 | <0.005 | |
| 1/21/2026 | | <0.005 |

ND substitution: RL or RL/2 if <15% NDs.

# Prediction Limit

Constituent: Selenium (mg/L) Analysis Run 3/31/2026 6:17 AM View: Appendix I

Plant Wansley Client: Southern Company Data: Wansley Landfill

| | GWC-14 | GWC-14 |
|---|---|---|
| 9/13/2011 | <0.005 | |
| 10/27/2011 | <0.005 | |
| 12/3/2011 | <0.005 | |
| 1/24/2012 | <0.005 | |
| 7/11/2012 | <0.005 | |
| 1/8/2013 | <0.005 | |
| 7/10/2013 | <0.005 | |
| 1/21/2014 | <0.005 | |
| 7/1/2014 | <0.005 | |
| 1/14/2015 | <0.005 | |
| 7/22/2015 | <0.005 | |
| 1/27/2016 | 0.0071 | |
| 3/30/2016 | 0.00273 (J) | |
| 4/20/2016 | <0.005 | |
| 5/25/2016 | <0.005 | |
| 7/26/2016 | <0.005 | |
| 9/15/2016 | <0.005 | |
| 11/17/2016 | 0.00047 (J) | |
| 2/1/2017 | <0.005 | |
| 3/23/2017 | <0.005 | |
| 5/3/2017 | <0.005 | |
| 8/7/2017 | 0.00088 (J) | |
| 1/25/2018 | 0.00025 (J) | |
| 6/20/2018 | 0.0017 | |
| 1/22/2019 | <0.005 | |
| 6/25/2019 | <0.005 | |
| 9/12/2019 | 0.0032 (J) | |
| 3/17/2020 | 0.0023 (J) | |
| 9/10/2020 | 0.0022 (J) | |
| 3/17/2021 | 0.0025 (J) | |
| 8/23/2021 | <0.005 | |
| 3/7/2022 | <0.005 | |
| 8/16/2022 | 0.0022 (J) | |
| 2/17/2023 | <0.005 | |
| 8/14/2023 | <0.005 | |
| 2/19/2024 | <0.005 | |
| 8/6/2024 | 0.0018 (J) | |
| 2/17/2025 | <0.005 | |
| 8/19/2025 | 0.0029 (J) | |
| 1/20/2026 | | <0.005 |

ND substitution: RL or RL/2 if <15% NDs.

# Prediction Limit

Constituent: Selenium (mg/L) Analysis Run 3/31/2026 6:17 AM View: Appendix I

Plant Wansley Client: Southern Company Data: Wansley Landfill

| | GWC-15 | GWC-15 |
|---|---|---|
| 9/16/2011 | <0.005 | |
| 10/27/2011 | <0.005 | |
| 12/3/2011 | <0.005 | |
| 2/9/2012 | <0.005 | |
| 7/11/2012 | <0.005 | |
| 1/8/2013 | <0.005 | |
| 7/2/2013 | <0.005 | |
| 1/21/2014 | <0.005 | |
| 6/24/2014 | <0.005 | |
| 1/14/2015 | <0.005 | |
| 7/22/2015 | <0.005 | |
| 1/27/2016 | <0.005 | |
| 3/30/2016 | <0.005 | |
| 5/25/2016 | <0.005 | |
| 7/26/2016 | <0.005 | |
| 9/20/2016 | <0.005 | |
| 11/17/2016 | <0.005 | |
| 2/1/2017 | <0.005 | |
| 3/23/2017 | <0.005 | |
| 5/3/2017 | <0.005 | |
| 8/4/2017 | <0.005 | |
| 1/25/2018 | <0.005 | |
| 6/20/2018 | 0.00027 (J) | |
| 1/22/2019 | <0.005 | |
| 6/25/2019 | <0.005 | |
| 9/17/2019 | <0.005 | |
| 3/16/2020 | <0.005 | |
| 9/10/2020 | <0.005 | |
| 3/18/2021 | <0.005 | |
| 8/24/2021 | <0.005 | |
| 3/7/2022 | <0.005 | |
| 8/16/2022 | <0.005 | |
| 2/21/2023 | <0.005 | |
| 8/14/2023 | <0.005 | |
| 2/21/2024 | <0.005 | |
| 8/6/2024 | <0.005 | |
| 2/18/2025 | <0.005 | |
| 8/18/2025 | <0.005 | |
| 1/21/2026 | | <0.005 |

ND substitution: RL or RL/2 if <15% NDs.

# Prediction Limit

Constituent: Selenium (mg/L) Analysis Run 3/31/2026 6:17 AM View: Appendix I

Plant Wansley Client: Southern Company Data: Wansley Landfill

| | GWC-16 | GWC-16 |
|---|---|---|
| 8/30/2011 | <0.005 | |
| 10/26/2011 | <0.005 | |
| 12/3/2011 | <0.005 | |
| 1/25/2012 | <0.005 | |
| 7/11/2012 | <0.005 | |
| 1/8/2013 | <0.005 | |
| 7/2/2013 | <0.005 | |
| 1/14/2014 | <0.005 | |
| 6/25/2014 | <0.005 | |
| 1/13/2015 | <0.005 | |
| 7/22/2015 | <0.005 | |
| 1/27/2016 | <0.005 | |
| 3/30/2016 | <0.005 | |
| 5/25/2016 | <0.005 | |
| 7/27/2016 | 0.00029 (J) | |
| 9/16/2016 | <0.005 | |
| 11/17/2016 | <0.005 | |
| 2/1/2017 | <0.005 | |
| 3/24/2017 | <0.005 | |
| 5/3/2017 | <0.005 | |
| 8/7/2017 | <0.005 | |
| 1/25/2018 | <0.005 | |
| 6/20/2018 | <0.005 | |
| 1/25/2019 | <0.005 | |
| 6/25/2019 | <0.005 | |
| 9/11/2019 | <0.005 | |
| 3/17/2020 | <0.005 | |
| 9/11/2020 | <0.005 | |
| 3/17/2021 | <0.005 | |
| 8/20/2021 | <0.005 | |
| 3/8/2022 | <0.005 | |
| 8/16/2022 | <0.005 | |
| 2/20/2023 | <0.005 | |
| 8/14/2023 | <0.005 | |
| 2/21/2024 | <0.005 | |
| 8/5/2024 | <0.005 | |
| 2/11/2025 | <0.005 | |
| 8/15/2025 | <0.005 | |
| 1/21/2026 | | <0.005 |

ND substitution: RL or RL/2 if <15% NDs.

# Prediction Limit

Constituent: Selenium (mg/L) Analysis Run 3/31/2026 6:17 AM View: Appendix I

Plant Wansley Client: Southern Company Data: Wansley Landfill

| | GWC-18 | GWC-18 |
|---|---|---|
| 8/30/2011 | <0.005 | |
| 10/26/2011 | <0.005 | |
| 12/3/2011 | <0.005 | |
| 2/9/2012 | <0.005 | |
| 7/11/2012 | <0.005 | |
| 1/8/2013 | <0.005 | |
| 7/16/2013 | <0.005 | |
| 1/14/2014 | <0.005 | |
| 6/24/2014 | <0.005 | |
| 1/13/2015 | <0.005 | |
| 7/23/2015 | <0.005 | |
| 1/27/2016 | <0.005 | |
| 3/30/2016 | <0.005 | |
| 5/26/2016 | <0.005 | |
| 7/25/2016 | 0.00073 (J) | |
| 9/19/2016 | <0.005 | |
| 11/17/2016 | <0.005 | |
| 2/1/2017 | <0.005 | |
| 3/24/2017 | <0.005 | |
| 5/3/2017 | <0.005 | |
| 8/7/2017 | <0.005 | |
| 1/25/2018 | <0.005 | |
| 6/21/2018 | <0.005 | |
| 1/28/2019 | <0.005 | |
| 6/27/2019 | <0.005 | |
| 9/11/2019 | <0.005 | |
| 3/17/2020 | <0.005 | |
| 9/14/2020 | <0.005 | |
| 3/16/2021 | <0.005 | |
| 8/24/2021 | <0.005 | |
| 3/8/2022 | <0.005 | |
| 8/11/2022 | <0.005 | |
| 2/20/2023 | <0.005 | |
| 8/9/2023 | <0.005 | |
| 2/21/2024 | <0.005 | |
| 8/7/2024 | <0.005 | |
| 2/13/2025 | <0.005 | |
| 8/13/2025 | <0.005 | |
| 1/21/2026 | | <0.005 |

ND substitution: RL or RL/2 if <15% NDs.

# Prediction Limit

Constituent: Selenium (mg/L) Analysis Run 3/31/2026 6:17 AM View: Appendix I

Plant Wansley Client: Southern Company Data: Wansley Landfill

| | GWC-21 | GWC-21 |
|---|---|---|
| 8/31/2011 | <0.005 | |
| 10/27/2011 | <0.005 | |
| 12/4/2011 | <0.005 | |
| 2/8/2012 | <0.005 | |
| 7/17/2012 | <0.005 | |
| 1/9/2013 | <0.005 | |
| 7/16/2013 | <0.005 | |
| 1/21/2014 | <0.005 | |
| 6/24/2014 | <0.005 | |
| 1/13/2015 | <0.005 | |
| 7/23/2015 | <0.005 | |
| 1/26/2016 | <0.005 | |
| 3/30/2016 | <0.005 | |
| 5/26/2016 | <0.005 | |
| 7/26/2016 | <0.005 | |
| 9/20/2016 | <0.005 | |
| 11/17/2016 | <0.005 | |
| 2/2/2017 | <0.005 | |
| 3/28/2017 | <0.005 | |
| 5/4/2017 | <0.005 | |
| 8/7/2017 | <0.005 | |
| 1/26/2018 | <0.005 | |
| 6/20/2018 | 0.00046 (J) | |
| 1/24/2019 | <0.005 | |
| 6/25/2019 | <0.005 | |
| 9/11/2019 | <0.005 | |
| 3/18/2020 | <0.005 | |
| 9/15/2020 | <0.005 | |
| 3/16/2021 | <0.005 | |
| 8/19/2021 | <0.005 | |
| 3/7/2022 | <0.005 | |
| 8/16/2022 | <0.005 | |
| 2/21/2023 | <0.005 | |
| 8/9/2023 | <0.005 | |
| 2/19/2024 | <0.005 | |
| 7/30/2024 | <0.005 | |
| 2/11/2025 | <0.005 | |
| 8/12/2025 | <0.005 | |
| 1/20/2026 | | <0.005 |

ND substitution: RL or RL/2 if <15% NDs.

# Prediction Limit

Constituent: Selenium (mg/L) Analysis Run 3/31/2026 6:17 AM View: Appendix I

Plant Wansley Client: Southern Company Data: Wansley Landfill

| | GWC-22 | GWC-22 |
|---|---|---|
| 9/15/2011 | <0.005 | |
| 10/29/2011 | <0.005 | |
| 12/13/2011 | <0.005 | |
| 1/25/2012 | <0.005 | |
| 7/18/2012 | <0.005 | |
| 1/22/2013 | <0.005 | |
| 7/16/2013 | <0.005 | |
| 1/21/2014 | <0.005 | |
| 6/25/2014 | <0.005 | |
| 1/14/2015 | <0.005 | |
| 7/23/2015 | <0.005 | |
| 1/26/2016 | <0.005 | |
| 3/31/2016 | <0.005 | |
| 5/26/2016 | <0.005 | |
| 7/26/2016 | <0.005 | |
| 9/20/2016 | <0.005 | |
| 11/17/2016 | <0.005 | |
| 2/3/2017 | <0.005 | |
| 3/28/2017 | <0.005 | |
| 5/3/2017 | <0.005 | |
| 8/8/2017 | <0.005 | |
| 1/25/2018 | <0.005 | |
| 6/20/2018 | 0.0003 (J) | |
| 1/24/2019 | <0.005 | |
| 6/25/2019 | <0.005 | |
| 9/10/2019 | <0.005 | |
| 3/18/2020 | <0.005 | |
| 9/10/2020 | <0.005 | |
| 3/15/2021 | <0.005 | |
| 8/19/2021 | <0.005 | |
| 3/8/2022 | <0.005 | |
| 8/17/2022 | <0.005 | |
| 2/14/2023 | <0.005 | |
| 8/14/2023 | <0.005 | |
| 2/14/2024 | <0.005 | |
| 8/6/2024 | <0.005 | |
| 2/11/2025 | <0.005 | |
| 8/12/2025 | <0.005 | |
| 1/20/2026 | | <0.005 |

ND substitution: RL or RL/2 if <15% NDs.

# Prediction Limit

Constituent: Selenium (mg/L) Analysis Run 3/31/2026 6:17 AM View: Appendix I

Plant Wansley Client: Southern Company Data: Wansley Landfill

| | GWC-25 | GWC-25 |
|---|---|---|
| 9/17/2011 | <0.005 | |
| 10/31/2011 | <0.005 | |
| 12/14/2011 | <0.005 | |
| 2/7/2012 | <0.005 | |
| 7/17/2012 | <0.005 | |
| 7/24/2013 | <0.005 | |
| 1/23/2014 | <0.005 | |
| 7/8/2014 | <0.005 | |
| 1/21/2015 | <0.005 | |
| 7/30/2015 | <0.005 | |
| 1/21/2016 | <0.005 | |
| 3/28/2016 | <0.005 | |
| 5/25/2016 | <0.005 | |
| 7/27/2016 | 0.00033 (J) | |
| 9/19/2016 | <0.005 | |
| 11/15/2016 | <0.005 | |
| 1/24/2017 | <0.005 | |
| 3/23/2017 | <0.005 | |
| 5/2/2017 | <0.005 | |
| 8/3/2017 | <0.005 | |
| 1/25/2018 | <0.005 | |
| 6/27/2018 | <0.005 | |
| 1/24/2019 | <0.005 | |
| 6/25/2019 | <0.005 | |
| 9/11/2019 | <0.005 | |
| 3/12/2020 | <0.005 | |
| 9/14/2020 | <0.005 | |
| 3/17/2021 | <0.005 | |
| 8/19/2021 | <0.005 | |
| 3/8/2022 | <0.005 | |
| 8/10/2022 | <0.005 | |
| 2/21/2023 | <0.005 | |
| 8/15/2023 | <0.005 | |
| 2/21/2024 | <0.005 | |
| 8/1/2024 | <0.005 | |
| 2/14/2025 | <0.005 | |
| 8/13/2025 | <0.005 | |
| 1/21/2026 | | <0.005 |

ND substitution: RL or RL/2 if <15% NDs.

# Prediction Limit

Constituent: Selenium (mg/L) Analysis Run 3/31/2026 6:17 AM View: Appendix I

Plant Wansley Client: Southern Company Data: Wansley Landfill

| | GWC-26 | GWC-26 |
|---|---|---|
| 9/17/2011 | <0.005 | |
| 10/29/2011 | <0.005 | |
| 12/14/2011 | <0.005 | |
| 2/7/2012 | <0.005 | |
| 7/17/2012 | <0.005 | |
| 1/24/2013 | <0.005 | |
| 7/24/2013 | <0.005 | |
| 1/23/2014 | <0.005 | |
| 7/8/2014 | <0.005 | |
| 1/21/2015 | <0.005 | |
| 7/31/2015 | <0.005 | |
| 1/25/2016 | <0.005 | |
| 3/24/2016 | <0.005 | |
| 5/25/2016 | <0.005 | |
| 7/26/2016 | <0.005 | |
| 9/19/2016 | <0.005 | |
| 11/14/2016 | <0.005 | |
| 1/19/2017 | <0.005 | |
| 3/16/2017 | <0.005 | |
| 5/1/2017 | 0.0018 | |
| 8/3/2017 | <0.005 | |
| 1/22/2018 | 0.0003 (J) | |
| 6/27/2018 | <0.005 | |
| 1/24/2019 | <0.005 | |
| 6/25/2019 | <0.005 | |
| 9/12/2019 | <0.005 | |
| 3/13/2020 | <0.005 | |
| 9/15/2020 | <0.005 | |
| 3/17/2021 | <0.005 | |
| 8/19/2021 | <0.005 | |
| 3/9/2022 | <0.005 | |
| 8/10/2022 | <0.005 | |
| 2/21/2023 | <0.005 | |
| 8/16/2023 | <0.005 | |
| 2/20/2024 | <0.005 | |
| 8/2/2024 | <0.005 | |
| 2/13/2025 | <0.005 | |
| 8/13/2025 | <0.005 | |
| 1/22/2026 | | <0.005 |

ND substitution: RL or RL/2 if <15% NDs.

# Prediction Limit

Constituent: Selenium (mg/L) Analysis Run 3/31/2026 6:17 AM View: Appendix I

Plant Wansley Client: Southern Company Data: Wansley Landfill

| | GWC-27 | GWC-27 |
|---|---|---|
| 9/17/2011 | <0.005 | |
| 10/29/2011 | <0.005 | |
| 12/14/2011 | <0.005 | |
| 1/25/2012 | <0.005 | |
| 7/17/2012 | <0.005 | |
| 1/24/2013 | <0.005 | |
| 7/24/2013 | <0.005 | |
| 1/23/2014 | <0.005 | |
| 7/8/2014 | <0.005 | |
| 1/21/2015 | <0.005 | |
| 7/30/2015 | <0.005 | |
| 1/22/2016 | <0.005 | |
| 3/23/2016 | <0.005 | |
| 5/24/2016 | <0.005 | |
| 7/26/2016 | <0.005 | |
| 9/19/2016 | <0.005 | |
| 11/11/2016 | <0.005 | |
| 1/20/2017 | 0.00045 (J) | |
| 3/16/2017 | <0.005 | |
| 4/28/2017 | <0.005 | |
| 8/3/2017 | <0.005 | |
| 1/19/2018 | <0.005 | |
| 6/27/2018 | <0.005 | |
| 1/24/2019 | <0.005 | |
| 6/26/2019 | <0.005 | |
| 9/12/2019 | <0.005 | |
| 3/12/2020 | <0.005 | |
| 9/9/2020 | <0.005 | |
| 3/18/2021 | <0.005 | |
| 8/23/2021 | <0.005 | |
| 3/8/2022 | <0.005 | |
| 8/10/2022 | <0.005 | |
| 2/20/2023 | <0.005 | |
| 8/15/2023 | <0.005 | |
| 2/20/2024 | <0.005 | |
| 7/30/2024 | <0.005 | |
| 2/11/2025 | <0.005 | |
| 8/13/2025 | <0.005 | |
| 1/21/2026 | | <0.005 |

ND substitution: RL or RL/2 if <15% NDs.

# Prediction Limit

Constituent: Selenium (mg/L) Analysis Run 3/31/2026 6:17 AM View: Appendix I

Plant Wansley Client: Southern Company Data: Wansley Landfill

| | GWC-30 | GWC-30 |
|---|---|---|
| 9/15/2011 | <0.005 | |
| 10/28/2011 | <0.005 | |
| 12/13/2011 | <0.005 | |
| 2/8/2012 | <0.005 | |
| 7/18/2012 | <0.005 | |
| 1/24/2013 | <0.005 | |
| 7/24/2013 | <0.005 | |
| 1/23/2014 | <0.005 | |
| 7/1/2014 | <0.005 | |
| 1/20/2015 | <0.005 | |
| 7/30/2015 | <0.005 | |
| 1/19/2016 | <0.005 | |
| 3/23/2016 | <0.005 | |
| 5/20/2016 | <0.005 | |
| 7/21/2016 | 0.0003 (J) | |
| 9/20/2016 | <0.005 | |
| 11/14/2016 | <0.005 | |
| 1/24/2017 | <0.005 | |
| 3/17/2017 | <0.005 | |
| 5/1/2017 | <0.005 | |
| 8/4/2017 | 0.00027 (J) | |
| 1/24/2018 | 0.00067 (J) | |
| 6/21/2018 | <0.005 | |
| 1/30/2019 | <0.005 | |
| 6/27/2019 | <0.005 | |
| 9/10/2019 | <0.005 | |
| 3/11/2020 | <0.005 | |
| 9/10/2020 | <0.005 | |
| 3/18/2021 | <0.005 | |
| 8/23/2021 | <0.005 | |
| 3/2/2022 | <0.005 | |
| 8/10/2022 | <0.005 | |
| 2/14/2023 | <0.005 | |
| 8/16/2023 | <0.005 | |
| 2/21/2024 | <0.005 | |
| 8/5/2024 | <0.005 | |
| 2/13/2025 | <0.005 | |
| 8/14/2025 | <0.005 | |
| 1/21/2026 | | <0.005 |

ND substitution: RL or RL/2 if <15% NDs.

# Prediction Limit

Constituent: Selenium (mg/L) Analysis Run 3/31/2026 6:17 AM View: Appendix I

Plant Wansley Client: Southern Company Data: Wansley Landfill

| | GWC-31 | GWC-31 |
|---|---|---|
| 9/17/2011 | <0.005 | |
| 10/31/2011 | <0.005 | |
| 2/7/2012 | <0.005 | |
| 1/23/2013 | <0.005 | |
| 1/23/2014 | <0.005 | |
| 7/1/2014 | <0.005 | |
| 1/21/2015 | <0.005 | |
| 1/25/2016 | <0.005 | |
| 3/30/2016 | <0.005 | |
| 5/25/2016 | <0.005 | |
| 7/27/2016 | 0.00095 (J) | |
| 1/25/2017 | 0.00035 (J) | |
| 3/23/2017 | <0.005 | |
| 5/2/2017 | <0.005 | |
| 7/19/2017 | 0.00068 (J) | |
| 8/4/2017 | 0.00042 (J) | |
| 1/23/2018 | 0.001 (J) | |
| 6/27/2018 | 0.00044 (J) | |
| 1/31/2019 | <0.005 | |
| 6/26/2019 | <0.005 | |
| 9/11/2019 | <0.005 | |
| 3/17/2020 | <0.005 | |
| 9/11/2020 | <0.005 | |
| 3/16/2021 | <0.005 | |
| 8/25/2021 | <0.005 | |
| 3/10/2022 | <0.005 | |
| 8/16/2022 | <0.005 | |
| 2/22/2023 | <0.005 | |
| 8/16/2023 | <0.005 | |
| 2/21/2024 | <0.005 | |
| 8/2/2024 | <0.005 | |
| 2/18/2025 | <0.005 | |
| 8/15/2025 | <0.005 | |
| 2/11/2026 | | <0.005 |

ND substitution: RL or RL/2 if <15% NDs.

# Prediction Limit

Constituent: Selenium (mg/L) Analysis Run 3/31/2026 6:17 AM View: Appendix I

Plant Wansley Client: Southern Company Data: Wansley Landfill

| | GWC-32 | GWC-32 |
|---|---|---|
| 9/15/2011 | <0.005 | |
| 10/31/2011 | <0.005 | |
| 12/13/2011 | <0.005 | |
| 2/1/2012 | <0.005 | |
| 7/17/2012 | <0.005 | |
| 1/23/2013 | <0.005 | |
| 7/24/2013 | <0.005 | |
| 1/23/2014 | <0.005 | |
| 7/1/2014 | <0.005 | |
| 1/20/2015 | <0.005 | |
| 7/30/2015 | <0.005 | |
| 1/25/2016 | <0.005 | |
| 3/23/2016 | <0.005 | |
| 5/24/2016 | <0.005 | |
| 7/22/2016 | 0.00025 (J) | |
| 9/16/2016 | <0.005 | |
| 11/15/2016 | <0.005 | |
| 1/26/2017 | <0.005 | |
| 3/24/2017 | <0.005 | |
| 5/2/2017 | <0.005 | |
| 8/3/2017 | <0.005 | |
| 1/23/2018 | <0.005 | |
| 6/26/2018 | <0.005 | |
| 1/30/2019 | <0.005 | |
| 6/27/2019 | <0.005 | |
| 9/12/2019 | <0.005 | |
| 3/18/2020 | <0.005 | |
| 9/15/2020 | <0.005 | |
| 3/17/2021 | <0.005 | |
| 8/24/2021 | <0.005 | |
| 3/9/2022 | <0.005 | |
| 8/10/2022 | <0.005 | |
| 2/15/2023 | <0.005 | |
| 8/15/2023 | <0.005 | |
| 2/20/2024 | <0.005 | |
| 8/6/2024 | <0.005 | |
| 2/19/2025 | <0.005 | |
| 8/14/2025 | <0.005 | |
| 1/21/2026 | | <0.005 |

ND substitution: RL or RL/2 if <15% NDs.

# Prediction Limit

Constituent: Selenium (mg/L) Analysis Run 3/31/2026 6:17 AM View: Appendix I

Plant Wansley Client: Southern Company Data: Wansley Landfill

| | GWC-33 | GWC-33 |
|---|---|---|
| 9/16/2011 | <0.005 | |
| 10/30/2011 | <0.005 | |
| 12/13/2011 | <0.005 | |
| 2/1/2012 | <0.005 | |
| 7/17/2012 | <0.005 | |
| 1/23/2013 | <0.005 | |
| 7/17/2013 | <0.005 | |
| 1/23/2014 | <0.005 | |
| 1/20/2015 | <0.005 | |
| 7/29/2015 | <0.005 | |
| 1/25/2016 | <0.005 | |
| 3/23/2016 | <0.005 | |
| 5/24/2016 | <0.005 | |
| 7/22/2016 | 0.00074 (J) | |
| 9/16/2016 | <0.005 | |
| 11/17/2016 | <0.005 | |
| 1/25/2017 | <0.005 | |
| 3/23/2017 | <0.005 | |
| 5/1/2017 | 0.00084 (J) | |
| 8/4/2017 | 0.00084 (J) | |
| 1/23/2018 | 0.001 (J) | |
| 6/26/2018 | 0.00085 (J) | |
| 1/30/2019 | <0.005 | |
| 6/26/2019 | <0.005 | |
| 9/12/2019 | <0.005 | |
| 3/12/2020 | <0.005 | |
| 9/16/2020 | <0.005 | |
| 3/18/2021 | <0.005 | |
| 8/24/2021 | <0.005 | |
| 3/9/2022 | <0.005 | |
| 8/15/2022 | <0.005 | |
| 2/20/2023 | <0.005 | |
| 8/15/2023 | <0.005 | |
| 2/20/2024 | <0.005 | |
| 7/31/2024 | <0.005 | |
| 2/19/2025 | <0.005 | |
| 8/19/2025 | <0.005 | |
| 1/22/2026 | | <0.005 |

ND substitution: RL or RL/2 if <15% NDs.

# Prediction Limit

Constituent: Selenium (mg/L) Analysis Run 3/31/2026 6:17 AM View: Appendix I

Plant Wansley Client: Southern Company Data: Wansley Landfill

| | GWC-35 | GWC-35 |
|---|---|---|
| 9/16/2011 | <0.005 | |
| 10/31/2011 | <0.005 | |
| 12/12/2011 | <0.005 | |
| 2/1/2012 | <0.005 | |
| 7/16/2012 | <0.005 | |
| 1/22/2013 | <0.005 | |
| 7/2/2013 | <0.005 | |
| 1/21/2014 | <0.005 | |
| 6/25/2014 | <0.005 | |
| 1/14/2015 | <0.005 | |
| 7/28/2015 | <0.005 | |
| 1/21/2016 | <0.005 | |
| 3/24/2016 | <0.005 | |
| 5/23/2016 | <0.005 | |
| 7/21/2016 | <0.005 | |
| 9/15/2016 | <0.005 | |
| 11/15/2016 | <0.005 | |
| 1/26/2017 | <0.005 | |
| 3/22/2017 | <0.005 | |
| 5/2/2017 | <0.005 | |
| 8/3/2017 | <0.005 | |
| 1/23/2018 | <0.005 | |
| 6/19/2018 | 0.00025 (J) | |
| 1/21/2019 | <0.005 | |
| 6/26/2019 | <0.005 | |
| 9/12/2019 | <0.005 | |
| 3/11/2020 | <0.005 | |
| 9/11/2020 | <0.005 | |
| 3/16/2021 | <0.005 | |
| 8/18/2021 | <0.005 | |
| 3/2/2022 | <0.005 | |
| 8/15/2022 | <0.005 | |
| 2/20/2023 | <0.005 | |
| 8/16/2023 | <0.005 | |
| 2/22/2024 | <0.005 | |
| 8/5/2024 | <0.005 | |
| 2/18/2025 | <0.005 | |
| 8/14/2025 | <0.005 | |
| 1/22/2026 | | <0.005 |

ND substitution: RL or RL/2 if <15% NDs.

# Prediction Limit

Constituent: Silver (mg/L) Analysis Run 3/31/2026 6:17 AM View: Appendix I

Plant Wansley Client: Southern Company Data: Wansley Landfill

| | GWA-1 | GWA-1 |
|---|---|---|
| 9/16/2011 | <0.001 | |
| 10/27/2011 | <0.001 | |
| 12/13/2011 | <0.001 | |
| 1/31/2012 | <0.001 | |
| 7/18/2012 | <0.001 | |
| 1/24/2013 | <0.001 | |
| 7/17/2013 | <0.001 | |
| 1/21/2014 | <0.001 | |
| 6/25/2014 | <0.001 | |
| 1/14/2015 | <0.001 | |
| 7/21/2015 | <0.001 | |
| 1/21/2016 | <0.001 | |
| 7/21/2016 | <0.001 | |
| 1/19/2017 | <0.001 | |
| 8/3/2017 | <0.001 | |
| 1/19/2018 | <0.001 | |
| 6/19/2018 | <0.001 | |
| 1/17/2019 | <0.001 | |
| 6/24/2019 | <0.001 | |
| 9/9/2019 | <0.001 | |
| 3/10/2020 | <0.001 | |
| 9/9/2020 | <0.001 | |
| 3/15/2021 | <0.001 | |
| 8/16/2021 | <0.001 | |
| 2/28/2022 | <0.001 | |
| 8/9/2022 | <0.001 | |
| 2/14/2023 | <0.001 | |
| 8/9/2023 | <0.001 | |
| 2/13/2024 | <0.001 | |
| 7/30/2024 | <0.001 | |
| 2/11/2025 | <0.001 | |
| 8/12/2025 | <0.001 | |
| 1/20/2026 | | <0.001 |

ND substitution: RL or RL/2 if <15% NDs.

# Prediction Limit

Constituent: Silver (mg/L) Analysis Run 3/31/2026 6:17 AM View: Appendix I

Plant Wansley Client: Southern Company Data: Wansley Landfill

| | GWA-2 | GWA-2 |
|---|---|---|
| 9/17/2011 | <0.001 | |
| 10/27/2011 | <0.001 | |
| 12/14/2011 | <0.001 | |
| 2/7/2012 | <0.001 | |
| 7/23/2012 | <0.001 | |
| 1/23/2013 | <0.001 | |
| 7/24/2013 | <0.001 | |
| 1/22/2014 | <0.001 | |
| 7/1/2014 | <0.001 | |
| 1/22/2015 | <0.001 | |
| 7/22/2015 | <0.001 | |
| 1/20/2016 | <0.001 | |
| 7/26/2016 | <0.001 | |
| 1/19/2017 | <0.001 | |
| 8/2/2017 | <0.001 | |
| 1/19/2018 | <0.001 | |
| 6/19/2018 | <0.001 | |
| 1/17/2019 | <0.001 | |
| 6/24/2019 | <0.001 | |
| 9/10/2019 | <0.001 | |
| 3/10/2020 | <0.001 | |
| 9/10/2020 | <0.001 | |
| 3/15/2021 | <0.001 | |
| 8/18/2021 | <0.001 | |
| 3/1/2022 | <0.001 | |
| 8/9/2022 | <0.001 | |
| 2/14/2023 | <0.001 | |
| 8/9/2023 | <0.001 | |
| 2/14/2024 | <0.001 | |
| 7/30/2024 | <0.001 | |
| 2/11/2025 | <0.001 | |
| 8/12/2025 | <0.001 | |
| 1/20/2026 | | <0.001 |

ND substitution: RL or RL/2 if <15% NDs.

# Prediction Limit

Constituent: Silver (mg/L) Analysis Run 3/31/2026 6:17 AM View: Appendix I

Plant Wansley Client: Southern Company Data: Wansley Landfill

| | GWA-3 | GWA-3 |
|---|---|---|
| 8/31/2011 | <0.001 | |
| 6/25/2014 | <0.001 | |
| 7/21/2015 | <0.001 | |
| 7/27/2016 | <0.001 | |
| 8/1/2017 | <0.001 | |
| 6/20/2018 | <0.001 | |
| 1/18/2019 | <0.001 | |
| 6/25/2019 | <0.001 | |
| 9/11/2019 | <0.001 | |
| 3/10/2020 | <0.001 | |
| 9/9/2020 | <0.001 | |
| 3/15/2021 | <0.001 | |
| 8/18/2021 | <0.001 | |
| 3/1/2022 | <0.001 | |
| 8/9/2022 | <0.001 | |
| 2/14/2023 | <0.001 | |
| 8/8/2023 | <0.001 | |
| 7/31/2024 | <0.001 | |
| 8/13/2025 | <0.001 | |
| 1/21/2026 | | <0.001 |

ND substitution: RL or RL/2 if <15% NDs.

# Prediction Limit

Constituent: Silver (mg/L) Analysis Run 3/31/2026 6:17 AM View: Appendix I

Plant Wansley Client: Southern Company Data: Wansley Landfill

| | GWA-4 | GWA-4 |
|---|---|---|
| 8/31/2011 | <0.001 | |
| 10/27/2011 | <0.001 | |
| 12/14/2011 | <0.001 | |
| 2/1/2012 | <0.001 | |
| 7/23/2012 | <0.001 | |
| 1/23/2013 | <0.001 | |
| 7/17/2013 | <0.001 | |
| 1/15/2014 | <0.001 | |
| 6/25/2014 | <0.001 | |
| 1/14/2015 | <0.001 | |
| 7/21/2015 | <0.001 | |
| 1/20/2016 | <0.001 | |
| 7/21/2016 | <0.001 | |
| 1/17/2017 | <0.001 | |
| 8/2/2017 | <0.001 | |
| 1/22/2018 | <0.001 | |
| 6/19/2018 | <0.001 | |
| 1/17/2019 | <0.001 | |
| 6/24/2019 | <0.001 | |
| 9/10/2019 | <0.001 | |
| 3/10/2020 | <0.001 | |
| 9/9/2020 | <0.001 | |
| 3/15/2021 | <0.001 | |
| 8/18/2021 | <0.001 | |
| 3/1/2022 | <0.001 | |
| 8/9/2022 | <0.001 | |
| 2/14/2023 | <0.001 | |
| 8/9/2023 | <0.001 | |
| 2/14/2024 | <0.001 | |
| 7/29/2024 | <0.001 | |
| 2/10/2025 | <0.001 | |
| 8/12/2025 | <0.001 | |
| 1/20/2026 | | <0.001 |

ND substitution: RL or RL/2 if <15% NDs.

# Prediction Limit

Constituent: Silver (mg/L) Analysis Run 3/31/2026 6:17 AM View: Appendix I

Plant Wansley Client: Southern Company Data: Wansley Landfill

| | GWA-28 | GWA-28 |
|---|---|---|
| 9/16/2011 | <0.001 | |
| 10/28/2011 | <0.001 | |
| 12/12/2011 | <0.001 | |
| 1/25/2012 | <0.001 | |
| 7/16/2012 | <0.001 | |
| 1/24/2013 | <0.001 | |
| 7/23/2013 | <0.001 | |
| 1/22/2014 | <0.001 | |
| 7/1/2014 | <0.001 | |
| 1/21/2015 | <0.001 | |
| 7/21/2015 | <0.001 | |
| 1/22/2016 | <0.001 | |
| 7/25/2016 | <0.001 | |
| 1/17/2017 | <0.001 | |
| 8/1/2017 | <0.001 | |
| 1/19/2018 | <0.001 | |
| 6/19/2018 | <0.001 | |
| 1/21/2019 | <0.001 | |
| 6/25/2019 | <0.001 | |
| 9/10/2019 | <0.001 | |
| 3/10/2020 | <0.001 | |
| 9/9/2020 | <0.001 | |
| 3/15/2021 | <0.001 | |
| 8/16/2021 | <0.001 | |
| 3/1/2022 | <0.001 | |
| 8/9/2022 | <0.001 | |
| 2/14/2023 | <0.001 | |
| 8/9/2023 | <0.001 | |
| 2/14/2024 | <0.001 | |
| 7/29/2024 | <0.001 | |
| 2/10/2025 | <0.001 | |
| 8/12/2025 | <0.001 | |
| 1/20/2026 | | <0.001 |

ND substitution: RL or RL/2 if <15% NDs.

# Prediction Limit

Constituent: Silver (mg/L) Analysis Run 3/31/2026 6:17 AM View: Appendix I

Plant Wansley Client: Southern Company Data: Wansley Landfill

| | GWA-29 | GWA-29 |
|---|---|---|
| 9/17/2011 | <0.001 | |
| 10/28/2011 | <0.001 | |
| 12/12/2011 | <0.001 | |
| 1/31/2012 | <0.001 | |
| 7/17/2012 | <0.001 | |
| 1/24/2013 | <0.001 | |
| 7/24/2013 | 0.003 (O) | |
| 1/22/2014 | 0.0011 (J) | |
| 7/8/2014 | 0.0013 (J) | |
| 1/21/2015 | 0.00071 (J) | |
| 7/22/2015 | 0.00059 (J) | |
| 1/19/2016 | 0.0011 (J) | |
| 7/21/2016 | 0.0019 | |
| 1/17/2017 | 0.0015 | |
| 8/1/2017 | 0.00098 (J) | |
| 1/19/2018 | 0.00081 (J) | |
| 6/19/2018 | 0.0009 (J) | |
| 1/18/2019 | 0.00061 (J) | |
| 6/25/2019 | 0.0017 | |
| 9/10/2019 | 0.0015 | |
| 3/10/2020 | 0.00099 (J) | |
| 9/9/2020 | 0.00094 (J) | |
| 3/15/2021 | 0.00085 (J) | |
| 8/18/2021 | 0.0013 | |
| 3/2/2022 | 0.0013 | |
| 8/9/2022 | 0.001 | |
| 2/13/2023 | 0.0011 | |
| 8/8/2023 | 0.00097 (J) | |
| 2/14/2024 | 0.0011 | |
| 7/30/2024 | 0.0009 (J) | |
| 2/11/2025 | 0.0012 | |
| 8/12/2025 | 0.001 | |
| 1/20/2026 | | 0.0011 |

ND substitution: RL or RL/2 if <15% NDs.

# Prediction Limit

Constituent: Silver (mg/L) Analysis Run 3/31/2026 6:17 AM View: Appendix I

Plant Wansley Client: Southern Company Data: Wansley Landfill

| | GWC-5 | GWC-5 |
|---|---|---|
| 8/31/2011 | <0.001 | |
| 10/27/2011 | <0.001 | |
| 12/5/2011 | <0.001 | |
| 1/25/2012 | <0.001 | |
| 7/18/2012 | <0.001 | |
| 1/9/2013 | <0.001 | |
| 7/17/2013 | <0.001 | |
| 1/15/2014 | <0.001 | |
| 6/25/2014 | <0.001 | |
| 1/13/2015 | <0.001 | |
| 7/24/2015 | <0.001 | |
| 1/20/2016 | <0.001 | |
| 7/21/2016 | <0.001 | |
| 1/26/2017 | <0.001 | |
| 8/3/2017 | <0.001 | |
| 1/23/2018 | <0.001 | |
| 6/25/2018 | <0.001 | |
| 1/30/2019 | 0.00016 (J) | |
| 6/26/2019 | <0.001 | |
| 9/12/2019 | <0.001 | |
| 3/16/2020 | <0.001 | |
| 9/9/2020 | <0.001 | |
| 3/17/2021 | <0.001 | |
| 8/19/2021 | <0.001 | |
| 3/2/2022 | <0.001 | |
| 8/11/2022 | <0.001 | |
| 2/20/2023 | <0.001 | |
| 8/14/2023 | <0.001 | |
| 2/14/2024 | <0.001 | |
| 7/31/2024 | <0.001 | |
| 2/14/2025 | <0.001 | |
| 8/18/2025 | <0.001 | |
| 1/21/2026 | | <0.001 |

ND substitution: RL or RL/2 if <15% NDs.

# Prediction Limit

Constituent: Silver (mg/L) Analysis Run 3/31/2026 6:17 AM View: Appendix I

Plant Wansley Client: Southern Company Data: Wansley Landfill

| | GWC-6 | GWC-6 |
|---|---|---|
| 8/31/2011 | <0.001 | |
| 10/30/2011 | <0.001 | |
| 12/5/2011 | <0.001 | |
| 1/25/2012 | <0.001 | |
| 7/24/2012 | <0.001 | |
| 1/8/2013 | <0.001 | |
| 7/9/2013 | <0.001 | |
| 1/15/2014 | <0.001 | |
| 6/25/2014 | <0.001 | |
| 1/20/2015 | <0.001 | |
| 7/24/2015 | <0.001 | |
| 1/20/2016 | 0.00051 (J) | |
| 7/21/2016 | <0.001 | |
| 1/26/2017 | <0.001 | |
| 8/3/2017 | <0.001 | |
| 1/23/2018 | <0.001 | |
| 6/25/2018 | <0.001 | |
| 1/30/2019 | 0.0032 (O) | |
| 6/26/2019 | <0.001 | |
| 9/12/2019 | <0.001 | |
| 3/16/2020 | <0.001 | |
| 9/11/2020 | <0.001 | |
| 3/17/2021 | <0.001 | |
| 8/18/2021 | <0.001 | |
| 3/2/2022 | <0.001 | |
| 8/11/2022 | <0.001 | |
| 2/20/2023 | <0.001 | |
| 8/14/2023 | <0.001 | |
| 2/14/2024 | <0.001 | |
| 8/1/2024 | <0.001 | |
| 2/18/2025 | <0.001 | |
| 8/15/2025 | <0.001 | |
| 1/20/2026 | | <0.001 |

ND substitution: RL or RL/2 if <15% NDs.

# Prediction Limit

Constituent: Silver (mg/L) Analysis Run 3/31/2026 6:17 AM View: Appendix I

Plant Wansley Client: Southern Company Data: Wansley Landfill

| | GWC-10 | GWC-10 |
|---|---|---|
| 1/25/2016 | <0.001 | |
| 7/27/2016 | 0.00017 (J) | |
| 2/1/2017 | <0.001 | |
| 8/8/2017 | <0.001 | |
| 1/25/2018 | <0.001 | |
| 6/21/2018 | <0.001 | |
| 1/31/2019 | 0.0055 (O) | |
| 6/26/2019 | <0.001 | |
| 9/17/2019 | <0.001 | |
| 3/17/2020 | <0.001 | |
| 9/10/2020 | <0.001 | |
| 3/18/2021 | <0.001 | |
| 8/20/2021 | <0.001 | |
| 3/8/2022 | <0.001 | |
| 8/16/2022 | <0.001 | |
| 2/15/2023 | <0.001 | |
| 8/10/2023 | <0.001 | |
| 2/20/2024 | <0.001 | |
| 7/31/2024 | <0.001 | |
| 2/19/2025 | <0.001 | |
| 8/19/2025 | <0.001 | |
| 1/21/2026 | | <0.001 |

ND substitution: RL or RL/2 if <15% NDs.

# Prediction Limit

Constituent: Silver (mg/L) Analysis Run 3/31/2026 6:17 AM View: Appendix I

Plant Wansley Client: Southern Company Data: Wansley Landfill

| | GWC-11 | GWC-11 |
|---|---|---|
| 9/13/2011 | <0.001 | |
| 10/28/2011 | <0.001 | |
| 12/4/2011 | <0.001 | |
| 2/9/2012 | <0.001 | |
| 7/18/2012 | <0.001 | |
| 1/8/2013 | <0.001 | |
| 7/9/2013 | <0.001 | |
| 1/15/2014 | <0.001 | |
| 6/25/2014 | <0.001 | |
| 1/21/2015 | <0.001 | |
| 7/28/2015 | <0.001 | |
| 1/26/2016 | <0.001 | |
| 7/25/2016 | <0.001 | |
| 1/31/2017 | <0.001 | |
| 8/7/2017 | <0.001 | |
| 1/24/2018 | <0.001 | |
| 6/20/2018 | <0.001 | |
| 1/24/2019 | 0.00033 (J) | |
| 6/26/2019 | <0.001 | |
| 9/16/2019 | <0.001 | |
| 3/16/2020 | <0.001 | |
| 9/10/2020 | <0.001 | |
| 3/17/2021 | <0.001 | |
| 8/23/2021 | <0.001 | |
| 3/7/2022 | <0.001 | |
| 8/15/2022 | <0.001 | |
| 2/21/2023 | <0.001 | |
| 8/14/2023 | <0.001 | |
| 2/14/2024 | <0.001 | |
| 8/6/2024 | <0.001 | |
| 2/18/2025 | <0.001 | |
| 8/18/2025 | <0.001 | |
| 1/21/2026 | | <0.001 |

ND substitution: RL or RL/2 if <15% NDs.

# Prediction Limit

Constituent: Silver (mg/L) Analysis Run 3/31/2026 6:17 AM View: Appendix I

Plant Wansley Client: Southern Company Data: Wansley Landfill

| | GWC-12 | GWC-12 |
|---|---|---|
| 9/13/2011 | <0.001 | |
| 10/28/2011 | <0.001 | |
| 12/4/2011 | <0.001 | |
| 1/24/2012 | <0.001 | |
| 7/11/2012 | <0.001 | |
| 1/8/2013 | <0.001 | |
| 7/10/2013 | <0.001 | |
| 1/21/2014 | <0.001 | |
| 7/1/2014 | <0.001 | |
| 1/21/2015 | <0.001 | |
| 7/28/2015 | <0.001 | |
| 1/26/2016 | <0.001 | |
| 7/22/2016 | <0.001 | |
| 1/31/2017 | <0.001 | |
| 8/7/2017 | <0.001 | |
| 1/24/2018 | <0.001 | |
| 6/26/2018 | <0.001 | |
| 1/25/2019 | 0.00017 (J) | |
| 6/26/2019 | <0.001 | |
| 9/11/2019 | <0.001 | |
| 3/18/2020 | <0.001 | |
| 9/10/2020 | <0.001 | |
| 3/16/2021 | <0.001 | |
| 8/19/2021 | <0.001 | |
| 3/7/2022 | <0.001 | |
| 8/16/2022 | <0.001 | |
| 2/15/2023 | <0.001 | |
| 8/14/2023 | <0.001 | |
| 2/20/2024 | <0.001 | |
| 8/6/2024 | <0.001 | |
| 2/17/2025 | <0.001 | |
| 8/18/2025 | <0.001 | |
| 1/21/2026 | | <0.001 |

ND substitution: RL or RL/2 if <15% NDs.

# Prediction Limit

Constituent: Silver (mg/L) Analysis Run 3/31/2026 6:17 AM View: Appendix I

Plant Wansley Client: Southern Company Data: Wansley Landfill

| | GWC-14 | GWC-14 |
|---|---|---|
| 9/13/2011 | <0.001 | |
| 10/27/2011 | <0.001 | |
| 12/3/2011 | <0.001 | |
| 1/24/2012 | <0.001 | |
| 7/11/2012 | <0.001 | |
| 1/8/2013 | <0.001 | |
| 7/10/2013 | <0.001 | |
| 1/21/2014 | <0.001 | |
| 7/1/2014 | <0.001 | |
| 1/14/2015 | <0.001 | |
| 7/22/2015 | <0.001 | |
| 1/27/2016 | 0.00078 (J) | |
| 7/26/2016 | <0.001 | |
| 2/1/2017 | <0.001 | |
| 8/7/2017 | <0.001 | |
| 1/25/2018 | <0.001 | |
| 6/20/2018 | <0.001 | |
| 1/22/2019 | <0.001 | |
| 6/25/2019 | <0.001 | |
| 9/12/2019 | <0.001 | |
| 3/17/2020 | <0.001 | |
| 9/10/2020 | <0.001 | |
| 3/17/2021 | <0.001 | |
| 8/23/2021 | <0.001 | |
| 3/7/2022 | <0.001 | |
| 8/16/2022 | <0.001 | |
| 2/17/2023 | <0.001 | |
| 8/14/2023 | <0.001 | |
| 2/19/2024 | <0.001 | |
| 8/6/2024 | <0.001 | |
| 2/17/2025 | <0.001 | |
| 8/19/2025 | <0.001 | |
| 1/20/2026 | | <0.001 |

ND substitution: RL or RL/2 if <15% NDs.

# Prediction Limit

Constituent: Silver (mg/L) Analysis Run 3/31/2026 6:17 AM View: Appendix I

Plant Wansley Client: Southern Company Data: Wansley Landfill

| | GWC-16 | GWC-16 |
|---|---|---|
| 8/30/2011 | <0.001 | |
| 10/26/2011 | <0.001 | |
| 12/3/2011 | <0.001 | |
| 1/25/2012 | <0.001 | |
| 7/11/2012 | <0.001 | |
| 1/8/2013 | <0.001 | |
| 7/2/2013 | <0.001 | |
| 1/14/2014 | <0.001 | |
| 6/25/2014 | <0.001 | |
| 1/13/2015 | <0.001 | |
| 7/22/2015 | <0.001 | |
| 1/27/2016 | <0.001 | |
| 7/27/2016 | <0.001 | |
| 2/1/2017 | <0.001 | |
| 8/7/2017 | <0.001 | |
| 1/25/2018 | <0.001 | |
| 6/20/2018 | <0.001 | |
| 1/25/2019 | 0.00035 (J) | |
| 6/25/2019 | <0.001 | |
| 9/11/2019 | <0.001 | |
| 3/17/2020 | <0.001 | |
| 9/11/2020 | <0.001 | |
| 3/17/2021 | <0.001 | |
| 8/20/2021 | <0.001 | |
| 3/8/2022 | <0.001 | |
| 8/16/2022 | <0.001 | |
| 2/20/2023 | <0.001 | |
| 8/14/2023 | <0.001 | |
| 2/21/2024 | <0.001 | |
| 8/5/2024 | <0.001 | |
| 2/11/2025 | <0.001 | |
| 8/15/2025 | <0.001 | |
| 1/21/2026 | | <0.001 |

ND substitution: RL or RL/2 if <15% NDs.

# Prediction Limit

Constituent: Silver (mg/L) Analysis Run 3/31/2026 6:17 AM View: Appendix I

Plant Wansley Client: Southern Company Data: Wansley Landfill

| | GWC-17 | GWC-17 |
|---|---|---|
| 8/30/2011 | <0.001 | |
| 10/26/2011 | <0.001 | |
| 10/27/2011 | <0.001 | |
| 12/3/2011 | <0.001 | |
| 1/25/2012 | <0.001 | |
| 7/11/2012 | <0.001 | |
| 1/8/2013 | <0.001 | |
| 7/16/2013 | <0.001 | |
| 1/14/2014 | <0.001 | |
| 6/25/2014 | <0.001 | |
| 1/14/2015 | <0.001 | |
| 7/28/2015 | <0.001 | |
| 1/27/2016 | <0.001 | |
| 7/27/2016 | <0.001 | |
| 2/1/2017 | <0.001 | |
| 8/7/2017 | <0.001 | |
| 1/25/2018 | <0.001 | |
| 6/26/2018 | <0.001 | |
| 1/24/2019 | 0.00047 (J) | |
| 6/25/2019 | <0.001 | |
| 9/11/2019 | <0.001 | |
| 3/17/2020 | <0.001 | |
| 9/14/2020 | <0.001 | |
| 3/16/2021 | <0.001 | |
| 8/20/2021 | <0.001 | |
| 3/8/2022 | <0.001 | |
| 8/11/2022 | <0.001 | |
| 2/20/2023 | <0.001 | |
| 8/10/2023 | <0.001 | |
| 2/20/2024 | <0.001 | |
| 8/7/2024 | <0.001 | |
| 2/13/2025 | <0.001 | |
| 8/13/2025 | <0.001 | |
| 1/21/2026 | | <0.001 |

ND substitution: RL or RL/2 if <15% NDs.

# Prediction Limit

Constituent: Silver (mg/L) Analysis Run 3/31/2026 6:17 AM View: Appendix I

Plant Wansley Client: Southern Company Data: Wansley Landfill

| | GWC-21 | GWC-21 |
|---|---|---|
| 8/31/2011 | <0.001 | |
| 10/27/2011 | <0.001 | |
| 12/4/2011 | <0.001 | |
| 2/8/2012 | <0.001 | |
| 7/17/2012 | <0.001 | |
| 1/9/2013 | <0.001 | |
| 7/16/2013 | <0.001 | |
| 1/21/2014 | <0.001 | |
| 6/24/2014 | <0.001 | |
| 1/13/2015 | <0.001 | |
| 7/23/2015 | <0.001 | |
| 1/26/2016 | <0.001 | |
| 7/26/2016 | <0.001 | |
| 2/2/2017 | <0.001 | |
| 8/7/2017 | <0.001 | |
| 1/26/2018 | <0.001 | |
| 6/20/2018 | <0.001 | |
| 1/24/2019 | 0.00063 (J) | |
| 6/25/2019 | <0.001 | |
| 9/11/2019 | <0.001 | |
| 3/18/2020 | <0.001 | |
| 9/15/2020 | <0.001 | |
| 3/16/2021 | <0.001 | |
| 8/19/2021 | <0.001 | |
| 3/7/2022 | <0.001 | |
| 8/16/2022 | <0.001 | |
| 2/21/2023 | <0.001 | |
| 8/9/2023 | <0.001 | |
| 2/19/2024 | <0.001 | |
| 7/30/2024 | <0.001 | |
| 2/11/2025 | <0.001 | |
| 8/12/2025 | <0.001 | |
| 1/20/2026 | | <0.001 |

ND substitution: RL or RL/2 if <15% NDs.

# Prediction Limit

Constituent: Silver (mg/L) Analysis Run 3/31/2026 6:17 AM View: Appendix I

Plant Wansley Client: Southern Company Data: Wansley Landfill

| | GWC-22 | GWC-22 |
|---|---|---|
| 9/15/2011 | <0.001 | |
| 10/29/2011 | <0.001 | |
| 12/13/2011 | <0.001 | |
| 1/25/2012 | <0.001 | |
| 7/18/2012 | <0.001 | |
| 1/22/2013 | <0.001 | |
| 7/16/2013 | <0.001 | |
| 1/21/2014 | <0.001 | |
| 6/25/2014 | <0.001 | |
| 1/14/2015 | <0.001 | |
| 7/23/2015 | <0.001 | |
| 1/26/2016 | <0.001 | |
| 7/26/2016 | <0.001 | |
| 2/3/2017 | <0.001 | |
| 8/8/2017 | <0.001 | |
| 1/25/2018 | <0.001 | |
| 6/20/2018 | <0.001 | |
| 1/24/2019 | 0.00038 (J) | |
| 6/25/2019 | <0.001 | |
| 9/10/2019 | <0.001 | |
| 3/18/2020 | <0.001 | |
| 9/10/2020 | <0.001 | |
| 3/15/2021 | <0.001 | |
| 8/19/2021 | <0.001 | |
| 3/8/2022 | <0.001 | |
| 8/17/2022 | <0.001 | |
| 2/14/2023 | <0.001 | |
| 8/14/2023 | <0.001 | |
| 2/14/2024 | <0.001 | |
| 8/6/2024 | <0.001 | |
| 2/11/2025 | <0.001 | |
| 8/12/2025 | <0.001 | |
| 1/20/2026 | | <0.001 |

ND substitution: RL or RL/2 if <15% NDs.

# Prediction Limit

Constituent: Silver (mg/L) Analysis Run 3/31/2026 6:17 AM View: Appendix I

Plant Wansley Client: Southern Company Data: Wansley Landfill

| | GWC-23 | GWC-23 |
|---|---|---|
| 9/16/2011 | <0.001 | |
| 10/29/2011 | <0.001 | |
| 12/13/2011 | <0.001 | |
| 1/31/2012 | <0.001 | |
| 7/18/2012 | <0.001 | |
| 1/22/2013 | <0.001 | |
| 7/23/2013 | <0.001 | |
| 1/22/2014 | <0.001 | |
| 7/1/2014 | <0.001 | |
| 1/22/2015 | <0.001 | |
| 7/29/2015 | <0.001 | |
| 1/21/2016 | <0.001 | |
| 7/27/2016 | <0.001 | |
| 2/3/2017 | <0.001 | |
| 8/8/2017 | <0.001 | |
| 1/25/2018 | <0.001 | |
| 6/20/2018 | <0.001 | |
| 1/25/2019 | 0.00039 (J) | |
| 6/26/2019 | <0.001 | |
| 9/12/2019 | <0.001 | |
| 3/18/2020 | <0.001 | |
| 9/10/2020 | <0.001 | |
| 3/18/2021 | <0.001 | |
| 8/23/2021 | <0.001 | |
| 3/9/2022 | <0.001 | |
| 8/16/2022 | <0.001 | |
| 2/21/2023 | <0.001 | |
| 8/15/2023 | <0.001 | |
| 2/19/2024 | <0.001 | |
| 7/30/2024 | <0.001 | |
| 2/11/2025 | <0.001 | |
| 8/12/2025 | <0.001 | |
| 1/22/2026 | | <0.001 |

ND substitution: RL or RL/2 if <15% NDs.

# Prediction Limit

Constituent: Silver (mg/L) Analysis Run 3/31/2026 6:17 AM View: Appendix I

Plant Wansley Client: Southern Company Data: Wansley Landfill

| | GWC-24 | GWC-24 |
|---|---|---|
| 7/8/2014 | <0.001 | |
| 7/31/2015 | <0.001 | |
| 1/20/2016 | <0.001 | |
| 7/27/2016 | <0.001 | |
| 2/3/2017 | <0.001 | |
| 8/8/2017 | <0.001 | |
| 1/25/2018 | <0.001 | |
| 6/27/2018 | <0.001 | |
| 1/31/2019 | 0.00069 (J) | |
| 6/26/2019 | <0.001 | |
| 9/11/2019 | <0.001 | |
| 3/12/2020 | <0.001 | |
| 9/15/2020 | <0.001 | |
| 3/18/2021 | <0.001 | |
| 8/19/2021 | <0.001 | |
| 3/10/2022 | <0.001 | |
| 8/18/2022 | <0.001 | |
| 2/16/2023 | <0.001 | |
| 8/16/2023 | <0.001 | |
| 2/22/2024 | <0.001 | |
| 8/6/2024 | <0.001 | |
| 2/14/2025 | <0.001 | |
| 8/14/2025 | <0.001 | |
| 1/21/2026 | | <0.001 |

ND substitution: RL or RL/2 if <15% NDs.

# Prediction Limit

Constituent: Silver (mg/L) Analysis Run 3/31/2026 6:17 AM View: Appendix I

Plant Wansley Client: Southern Company Data: Wansley Landfill

| | GWC-25 | GWC-25 |
|---|---|---|
| 9/17/2011 | <0.001 | |
| 10/31/2011 | <0.001 | |
| 12/14/2011 | <0.001 | |
| 2/7/2012 | <0.001 | |
| 7/17/2012 | <0.001 | |
| 7/24/2013 | <0.001 | |
| 1/23/2014 | <0.001 | |
| 7/8/2014 | <0.001 | |
| 1/21/2015 | <0.001 | |
| 7/30/2015 | <0.001 | |
| 1/21/2016 | <0.001 | |
| 7/27/2016 | <0.001 | |
| 1/24/2017 | <0.001 | |
| 8/3/2017 | <0.001 | |
| 1/25/2018 | <0.001 | |
| 6/27/2018 | <0.001 | |
| 1/24/2019 | 0.00034 (J) | |
| 6/25/2019 | <0.001 | |
| 9/11/2019 | <0.001 | |
| 3/12/2020 | <0.001 | |
| 9/14/2020 | <0.001 | |
| 3/17/2021 | <0.001 | |
| 8/19/2021 | <0.001 | |
| 3/8/2022 | <0.001 | |
| 8/10/2022 | <0.001 | |
| 2/21/2023 | <0.001 | |
| 8/15/2023 | <0.001 | |
| 2/21/2024 | <0.001 | |
| 8/1/2024 | <0.001 | |
| 2/14/2025 | <0.001 | |
| 8/13/2025 | <0.001 | |
| 1/21/2026 | | <0.001 |

ND substitution: RL or RL/2 if <15% NDs.

# Prediction Limit

Constituent: Silver (mg/L) Analysis Run 3/31/2026 6:17 AM View: Appendix I

Plant Wansley Client: Southern Company Data: Wansley Landfill

| | GWC-26 | GWC-26 |
|---|---|---|
| 9/17/2011 | <0.001 | |
| 10/29/2011 | <0.001 | |
| 12/14/2011 | <0.001 | |
| 2/7/2012 | <0.001 | |
| 7/17/2012 | <0.001 | |
| 1/24/2013 | <0.001 | |
| 7/24/2013 | <0.001 | |
| 1/23/2014 | <0.001 | |
| 7/8/2014 | <0.001 | |
| 1/21/2015 | <0.001 | |
| 7/31/2015 | <0.001 | |
| 1/25/2016 | <0.001 | |
| 7/26/2016 | <0.001 | |
| 1/19/2017 | <0.001 | |
| 8/3/2017 | <0.001 | |
| 1/22/2018 | <0.001 | |
| 6/27/2018 | <0.001 | |
| 1/24/2019 | 0.00019 (J) | |
| 6/25/2019 | <0.001 | |
| 9/12/2019 | <0.001 | |
| 3/13/2020 | <0.001 | |
| 9/15/2020 | <0.001 | |
| 3/17/2021 | <0.001 | |
| 8/19/2021 | <0.001 | |
| 3/9/2022 | <0.001 | |
| 8/10/2022 | <0.001 | |
| 2/21/2023 | <0.001 | |
| 8/16/2023 | <0.001 | |
| 2/20/2024 | <0.001 | |
| 8/2/2024 | <0.001 | |
| 2/13/2025 | <0.001 | |
| 8/13/2025 | <0.001 | |
| 1/22/2026 | | <0.001 |

ND substitution: RL or RL/2 if <15% NDs.

# Prediction Limit

Constituent: Silver (mg/L) Analysis Run 3/31/2026 6:17 AM View: Appendix I

Plant Wansley Client: Southern Company Data: Wansley Landfill

| | GWC-27 | GWC-27 |
|---|---|---|
| 10/29/2011 | <0.001 | |
| 12/14/2011 | <0.001 | |
| 1/25/2012 | <0.001 | |
| 7/17/2012 | <0.001 | |
| 1/24/2013 | <0.001 | |
| 7/24/2013 | <0.001 | |
| 1/23/2014 | <0.001 | |
| 7/8/2014 | <0.001 | |
| 1/21/2015 | <0.001 | |
| 7/30/2015 | <0.001 | |
| 1/22/2016 | <0.001 | |
| 7/26/2016 | <0.001 | |
| 1/20/2017 | <0.001 | |
| 8/3/2017 | <0.001 | |
| 1/19/2018 | <0.001 | |
| 6/27/2018 | <0.001 | |
| 1/24/2019 | 0.00061 (J) | |
| 6/26/2019 | <0.001 | |
| 9/12/2019 | <0.001 | |
| 3/12/2020 | <0.001 | |
| 9/9/2020 | <0.001 | |
| 3/18/2021 | <0.001 | |
| 8/23/2021 | <0.001 | |
| 3/8/2022 | <0.001 | |
| 8/10/2022 | <0.001 | |
| 2/20/2023 | <0.001 | |
| 8/15/2023 | <0.001 | |
| 2/20/2024 | <0.001 | |
| 7/30/2024 | <0.001 | |
| 2/11/2025 | <0.001 | |
| 8/13/2025 | <0.001 | |
| 1/21/2026 | | <0.001 |

ND substitution: RL or RL/2 if <15% NDs.

# Prediction Limit

Constituent: Silver (mg/L) Analysis Run 3/31/2026 6:17 AM View: Appendix I

Plant Wansley Client: Southern Company Data: Wansley Landfill

| | GWC-31 | GWC-31 |
|---|---|---|
| 9/17/2011 | <0.001 | |
| 10/31/2011 | <0.001 | |
| 2/7/2012 | <0.001 | |
| 1/23/2013 | <0.001 | |
| 1/23/2014 | 0.00034 (J) | |
| 7/1/2014 | 0.0039 (O) | |
| 1/21/2015 | <0.001 | |
| 1/25/2016 | <0.001 | |
| 7/27/2016 | 0.0023 | |
| 1/25/2017 | 0.00087 | |
| 8/4/2017 | 0.0005 (J) | |
| 1/23/2018 | 0.00023 (J) | |
| 6/27/2018 | 0.00016 (J) | |
| 1/31/2019 | 0.00036 (J) | |
| 6/26/2019 | <0.001 | |
| 9/11/2019 | 0.0078 (O) | |
| 1/14/2020 | 0.00081 (J) | |
| 3/17/2020 | 0.00018 (J) | |
| 9/11/2020 | <0.001 | |
| 3/16/2021 | 0.00024 (J) | |
| 8/25/2021 | <0.001 | |
| 3/10/2022 | <0.001 | |
| 8/16/2022 | <0.001 | |
| 2/22/2023 | <0.001 | |
| 8/16/2023 | 0.00072 (J) | |
| 2/21/2024 | <0.001 | |
| 8/2/2024 | <0.001 | |
| 2/18/2025 | <0.001 | |
| 8/15/2025 | <0.001 | |
| 2/11/2026 | | <0.001 |

ND substitution: RL or RL/2 if <15% NDs.

# Prediction Limit

Constituent: Silver (mg/L) Analysis Run 3/31/2026 6:17 AM View: Appendix I

Plant Wansley Client: Southern Company Data: Wansley Landfill

| | GWC-32 | GWC-32 |
|---|---|---|
| 9/15/2011 | <0.001 | |
| 10/31/2011 | <0.001 | |
| 12/13/2011 | <0.001 | |
| 2/1/2012 | <0.001 | |
| 7/17/2012 | <0.001 | |
| 1/23/2013 | <0.001 | |
| 7/24/2013 | <0.001 | |
| 1/23/2014 | <0.001 | |
| 7/1/2014 | <0.001 | |
| 1/20/2015 | <0.001 | |
| 7/30/2015 | <0.001 | |
| 1/25/2016 | <0.001 | |
| 7/22/2016 | <0.001 | |
| 1/26/2017 | <0.001 | |
| 8/3/2017 | <0.001 | |
| 1/23/2018 | <0.001 | |
| 6/26/2018 | <0.001 | |
| 1/30/2019 | 0.00019 (J) | |
| 6/27/2019 | <0.001 | |
| 9/12/2019 | <0.001 | |
| 3/18/2020 | <0.001 | |
| 9/15/2020 | <0.001 | |
| 3/17/2021 | <0.001 | |
| 8/24/2021 | <0.001 | |
| 3/9/2022 | <0.001 | |
| 8/10/2022 | <0.001 | |
| 2/15/2023 | <0.001 | |
| 8/15/2023 | <0.001 | |
| 2/20/2024 | <0.001 | |
| 8/6/2024 | <0.001 | |
| 2/19/2025 | <0.001 | |
| 8/14/2025 | <0.001 | |
| 1/21/2026 | | <0.001 |

ND substitution: RL or RL/2 if <15% NDs.

# Prediction Limit

Constituent: Silver (mg/L) Analysis Run 3/31/2026 6:17 AM View: Appendix I

Plant Wansley Client: Southern Company Data: Wansley Landfill

| | GWC-33 | GWC-33 |
|---|---|---|
| 9/16/2011 | <0.001 | |
| 10/30/2011 | <0.001 | |
| 12/12/2011 | <0.001 | |
| 12/13/2011 | <0.001 | |
| 2/1/2012 | <0.001 | |
| 7/17/2012 | <0.001 | |
| 1/23/2013 | <0.001 | |
| 7/17/2013 | <0.001 | |
| 1/23/2014 | <0.001 | |
| 1/20/2015 | <0.001 | |
| 7/29/2015 | <0.001 | |
| 1/25/2016 | <0.001 | |
| 7/22/2016 | <0.001 | |
| 1/25/2017 | <0.001 | |
| 8/4/2017 | <0.001 | |
| 1/23/2018 | <0.001 | |
| 6/26/2018 | <0.001 | |
| 1/30/2019 | 0.00035 (J) | |
| 6/26/2019 | <0.001 | |
| 9/12/2019 | <0.001 | |
| 3/12/2020 | <0.001 | |
| 9/16/2020 | <0.001 | |
| 3/18/2021 | <0.001 | |
| 8/24/2021 | <0.001 | |
| 3/9/2022 | <0.001 | |
| 8/15/2022 | <0.001 | |
| 2/20/2023 | <0.001 | |
| 8/15/2023 | <0.001 | |
| 2/20/2024 | <0.001 | |
| 7/31/2024 | <0.001 | |
| 2/19/2025 | <0.001 | |
| 8/19/2025 | <0.001 | |
| 1/22/2026 | | <0.001 |

ND substitution: RL or RL/2 if <15% NDs.

# Prediction Limit

Constituent: Thallium (mg/L) Analysis Run 3/31/2026 6:17 AM View: Appendix I

Plant Wansley Client: Southern Company Data: Wansley Landfill

| | GWA-1 | GWA-1 |
|---|---|---|
| 9/16/2011 | <0.001 | |
| 10/27/2011 | <0.001 | |
| 12/13/2011 | <0.001 | |
| 1/31/2012 | <0.001 | |
| 7/18/2012 | <0.001 | |
| 1/24/2013 | <0.001 | |
| 7/17/2013 | <0.001 | |
| 1/21/2014 | <0.001 | |
| 6/25/2014 | <0.001 | |
| 1/14/2015 | <0.001 | |
| 7/21/2015 | <0.001 | |
| 1/21/2016 | <0.001 | |
| 3/23/2016 | <0.001 | |
| 5/20/2016 | <0.001 | |
| 7/21/2016 | <0.001 | |
| 9/15/2016 | <0.001 | |
| 11/11/2016 | <0.001 | |
| 1/19/2017 | <0.001 | |
| 3/16/2017 | <0.001 | |
| 4/28/2017 | <0.001 | |
| 8/3/2017 | <0.001 | |
| 1/19/2018 | <0.001 | |
| 6/19/2018 | <0.001 | |
| 1/17/2019 | 6.6E-05 (J) | |
| 6/24/2019 | 0.0002 (J) | |
| 9/9/2019 | 0.00015 (J) | |
| 3/10/2020 | 0.00029 (J) | |
| 9/9/2020 | <0.001 | |
| 3/15/2021 | <0.001 | |
| 8/16/2021 | <0.001 | |
| 2/28/2022 | <0.001 | |
| 8/9/2022 | <0.001 | |
| 2/14/2023 | <0.001 | |
| 8/9/2023 | <0.001 | |
| 2/13/2024 | <0.001 | |
| 7/30/2024 | <0.001 | |
| 2/11/2025 | <0.001 | |
| 8/12/2025 | <0.001 | |
| 1/20/2026 | | <0.001 |

ND substitution: RL or RL/2 if <15% NDs.

# Prediction Limit

Constituent: Thallium (mg/L) Analysis Run 3/31/2026 6:17 AM View: Appendix I

Plant Wansley Client: Southern Company Data: Wansley Landfill

| | GWA-2 | GWA-2 |
|---|---|---|
| 9/17/2011 | <0.001 | |
| 10/27/2011 | <0.001 | |
| 12/14/2011 | <0.001 | |
| 2/7/2012 | <0.001 | |
| 7/23/2012 | <0.001 | |
| 1/23/2013 | <0.001 | |
| 7/24/2013 | <0.001 | |
| 1/22/2014 | <0.001 | |
| 7/1/2014 | <0.001 | |
| 7/22/2015 | <0.001 | |
| 1/20/2016 | <0.001 | |
| 3/23/2016 | <0.001 | |
| 5/24/2016 | <0.001 | |
| 7/26/2016 | <0.001 | |
| 9/16/2016 | <0.001 | |
| 11/10/2016 | <0.001 | |
| 1/19/2017 | <0.001 | |
| 3/17/2017 | <0.001 | |
| 4/28/2017 | <0.001 | |
| 8/2/2017 | <0.001 | |
| 1/19/2018 | <0.001 | |
| 6/19/2018 | <0.001 | |
| 1/17/2019 | <0.001 | |
| 6/24/2019 | <0.001 | |
| 9/10/2019 | <0.001 | |
| 3/10/2020 | 0.00018 (J) | |
| 9/10/2020 | <0.001 | |
| 3/15/2021 | <0.001 | |
| 8/18/2021 | <0.001 | |
| 3/1/2022 | <0.001 | |
| 8/9/2022 | <0.001 | |
| 2/14/2023 | <0.001 | |
| 8/9/2023 | <0.001 | |
| 2/14/2024 | <0.001 | |
| 7/30/2024 | <0.001 | |
| 2/11/2025 | <0.001 | |
| 8/12/2025 | <0.001 | |
| 1/20/2026 | | 0.00072 (J) |

ND substitution: RL or RL/2 if <15% NDs.

# Prediction Limit

Constituent: Thallium (mg/L) Analysis Run 3/31/2026 6:17 AM View: Appendix I

Plant Wansley Client: Southern Company Data: Wansley Landfill

| | GWA-3 | GWA-3 |
|---|---|---|
| 8/31/2011 | <0.001 | |
| 6/25/2014 | <0.001 | |
| 7/21/2015 | <0.001 | |
| 3/31/2016 | <0.001 | |
| 5/25/2016 | <0.001 | |
| 7/27/2016 | <0.001 | |
| 8/1/2017 | <0.001 | |
| 10/3/2017 | <0.001 | |
| 6/20/2018 | <0.001 | |
| 1/18/2019 | <0.001 | |
| 6/25/2019 | <0.001 | |
| 9/11/2019 | <0.001 | |
| 3/10/2020 | <0.001 | |
| 9/9/2020 | <0.001 | |
| 3/15/2021 | <0.001 | |
| 8/18/2021 | <0.001 | |
| 3/1/2022 | <0.001 | |
| 8/9/2022 | <0.001 | |
| 2/14/2023 | <0.001 | |
| 8/8/2023 | <0.001 | |
| 7/31/2024 | <0.001 | |
| 8/13/2025 | <0.001 | |
| 1/21/2026 | | <0.001 |

ND substitution: RL or RL/2 if <15% NDs.

# Prediction Limit

Constituent: Thallium (mg/L) Analysis Run 3/31/2026 6:17 AM View: Appendix I

Plant Wansley Client: Southern Company Data: Wansley Landfill

| | GWA-4 | GWA-4 |
|---|---|---|
| 8/31/2011 | <0.001 | |
| 10/27/2011 | <0.001 | |
| 12/14/2011 | <0.001 | |
| 2/1/2012 | <0.001 | |
| 7/23/2012 | <0.001 | |
| 1/23/2013 | <0.001 | |
| 7/17/2013 | <0.001 | |
| 1/15/2014 | <0.001 | |
| 6/25/2014 | <0.001 | |
| 1/14/2015 | 0.0001 (J) | |
| 7/21/2015 | 0.0001 (J) | |
| 1/20/2016 | <0.001 | |
| 3/23/2016 | <0.001 | |
| 5/19/2016 | <0.001 | |
| 7/21/2016 | <0.001 | |
| 9/14/2016 | <0.001 | |
| 11/10/2016 | <0.001 | |
| 1/17/2017 | <0.001 | |
| 3/16/2017 | <0.001 | |
| 4/27/2017 | <0.001 | |
| 8/2/2017 | <0.001 | |
| 1/22/2018 | <0.001 | |
| 6/19/2018 | <0.001 | |
| 1/17/2019 | <0.001 | |
| 6/24/2019 | <0.001 | |
| 9/10/2019 | <0.001 | |
| 3/10/2020 | <0.001 | |
| 9/9/2020 | <0.001 | |
| 3/15/2021 | <0.001 | |
| 8/18/2021 | <0.001 | |
| 3/1/2022 | <0.001 | |
| 8/9/2022 | <0.001 | |
| 2/14/2023 | <0.001 | |
| 8/9/2023 | <0.001 | |
| 2/14/2024 | <0.001 | |
| 7/29/2024 | <0.001 | |
| 2/10/2025 | <0.001 | |
| 8/12/2025 | <0.001 | |
| 1/20/2026 | | <0.001 |

ND substitution: RL or RL/2 if <15% NDs.

# Prediction Limit

Constituent: Thallium (mg/L) Analysis Run 3/31/2026 6:17 AM View: Appendix I

Plant Wansley Client: Southern Company Data: Wansley Landfill

| | GWA-28 | GWA-28 |
|---|---|---|
| 9/16/2011 | <0.001 | |
| 10/28/2011 | <0.001 | |
| 12/12/2011 | <0.001 | |
| 1/25/2012 | <0.001 | |
| 7/16/2012 | <0.001 | |
| 1/24/2013 | <0.001 | |
| 7/23/2013 | <0.001 | |
| 1/22/2014 | <0.001 | |
| 7/1/2014 | <0.001 | |
| 7/21/2015 | <0.001 | |
| 1/22/2016 | <0.001 | |
| 3/22/2016 | <0.001 | |
| 5/23/2016 | <0.001 | |
| 7/25/2016 | <0.001 | |
| 9/15/2016 | <0.001 | |
| 11/9/2016 | <0.001 | |
| 1/17/2017 | <0.001 | |
| 3/16/2017 | <0.001 | |
| 4/27/2017 | <0.001 | |
| 8/1/2017 | <0.001 | |
| 1/19/2018 | <0.001 | |
| 6/19/2018 | <0.001 | |
| 1/21/2019 | <0.001 | |
| 6/25/2019 | <0.001 | |
| 9/10/2019 | <0.001 | |
| 3/10/2020 | <0.001 | |
| 9/9/2020 | <0.001 | |
| 3/15/2021 | <0.001 | |
| 8/16/2021 | <0.001 | |
| 3/1/2022 | <0.001 | |
| 8/9/2022 | <0.001 | |
| 2/14/2023 | <0.001 | |
| 8/9/2023 | <0.001 | |
| 2/14/2024 | <0.001 | |
| 7/29/2024 | <0.001 | |
| 2/10/2025 | <0.001 | |
| 8/12/2025 | <0.001 | |
| 1/20/2026 | | <0.001 |

ND substitution: RL or RL/2 if <15% NDs.

# Prediction Limit

Constituent: Thallium (mg/L) Analysis Run 3/31/2026 6:17 AM View: Appendix I

Plant Wansley Client: Southern Company Data: Wansley Landfill

| | GWA-29 | GWA-29 |
|---|---|---|
| 9/17/2011 | <0.001 | |
| 10/28/2011 | <0.001 | |
| 12/12/2011 | <0.001 | |
| 1/31/2012 | <0.001 | |
| 7/17/2012 | <0.001 | |
| 1/24/2013 | <0.001 | |
| 7/24/2013 | <0.001 | |
| 1/22/2014 | <0.001 | |
| 7/8/2014 | <0.001 | |
| 7/22/2015 | <0.001 | |
| 1/19/2016 | <0.001 | |
| 3/22/2016 | <0.001 | |
| 5/19/2016 | <0.001 | |
| 7/21/2016 | <0.001 | |
| 1/17/2017 | <0.001 | |
| 3/15/2017 | <0.001 | |
| 4/27/2017 | <0.001 | |
| 7/18/2017 | <0.001 | |
| 8/1/2017 | <0.001 | |
| 1/19/2018 | <0.001 | |
| 6/19/2018 | <0.001 | |
| 1/18/2019 | <0.001 | |
| 6/25/2019 | <0.001 | |
| 9/10/2019 | <0.001 | |
| 3/10/2020 | <0.001 | |
| 9/9/2020 | <0.001 | |
| 3/15/2021 | <0.001 | |
| 8/18/2021 | <0.001 | |
| 3/2/2022 | <0.001 | |
| 8/9/2022 | <0.001 | |
| 2/13/2023 | <0.001 | |
| 8/8/2023 | <0.001 | |
| 2/14/2024 | <0.001 | |
| 7/30/2024 | <0.001 | |
| 2/11/2025 | <0.001 | |
| 8/12/2025 | <0.001 | |
| 1/20/2026 | | 0.00021 (J) |

ND substitution: RL or RL/2 if <15% NDs.

# Prediction Limit

Constituent: Thallium (mg/L) Analysis Run 3/31/2026 6:17 AM View: Appendix I

Plant Wansley Client: Southern Company Data: Wansley Landfill

| | GWC-6 | GWC-6 |
|---|---|---|
| 8/31/2011 | <0.001 | |
| 10/30/2011 | <0.001 | |
| 12/5/2011 | <0.001 | |
| 1/25/2012 | <0.001 | |
| 7/23/2012 | <0.001 | |
| 7/24/2012 | <0.001 | |
| 1/8/2013 | <0.001 | |
| 7/9/2013 | <0.001 | |
| 1/15/2014 | <0.001 | |
| 6/25/2014 | <0.001 | |
| 7/24/2015 | 7E-05 (J) | |
| 1/20/2016 | 6.7E-05 (J) | |
| 3/28/2016 | <0.001 | |
| 5/24/2016 | <0.001 | |
| 7/21/2016 | <0.001 | |
| 9/15/2016 | <0.001 | |
| 11/16/2016 | 0.00012 (J) | |
| 1/26/2017 | <0.001 | |
| 3/22/2017 | <0.001 | |
| 5/2/2017 | <0.001 | |
| 8/3/2017 | <0.001 | |
| 1/23/2018 | <0.001 | |
| 6/25/2018 | 0.00011 (J) | |
| 1/30/2019 | <0.001 | |
| 6/26/2019 | <0.001 | |
| 9/12/2019 | 0.00017 (J) | |
| 3/16/2020 | 0.00015 (J) | |
| 9/11/2020 | 0.00025 (J) | |
| 3/17/2021 | <0.001 | |
| 8/18/2021 | <0.001 | |
| 3/2/2022 | <0.001 | |
| 8/11/2022 | <0.001 | |
| 2/20/2023 | <0.001 | |
| 8/14/2023 | <0.001 | |
| 2/14/2024 | <0.001 | |
| 8/1/2024 | <0.001 | |
| 2/18/2025 | <0.001 | |
| 8/15/2025 | <0.001 | |
| 1/20/2026 | | <0.001 |

ND substitution: RL or RL/2 if <15% NDs.

# Prediction Limit

Constituent: Thallium (mg/L) Analysis Run 3/31/2026 6:17 AM View: Appendix I

Plant Wansley Client: Southern Company Data: Wansley Landfill

| | GWC-7 | GWC-7 |
|---|---|---|
| 9/7/2011 | <0.001 | |
| 10/30/2011 | <0.001 | |
| 12/5/2011 | <0.001 | |
| 1/25/2012 | <0.001 | |
| 7/18/2012 | <0.001 | |
| 1/7/2013 | <0.001 | |
| 7/9/2013 | <0.001 | |
| 1/14/2014 | <0.001 | |
| 6/24/2014 | <0.001 | |
| 1/26/2016 | 8.5E-05 (J) | |
| 3/29/2016 | <0.001 | |
| 5/24/2016 | <0.001 | |
| 7/22/2016 | <0.001 | |
| 9/15/2016 | <0.001 | |
| 11/16/2016 | <0.001 | |
| 1/26/2017 | <0.001 | |
| 3/22/2017 | <0.001 | |
| 5/2/2017 | <0.001 | |
| 8/4/2017 | <0.001 | |
| 1/23/2018 | <0.001 | |
| 6/25/2018 | <0.001 | |
| 1/21/2019 | <0.001 | |
| 6/25/2019 | <0.001 | |
| 9/10/2019 | <0.001 | |
| 3/12/2020 | <0.001 | |
| 9/14/2020 | <0.001 | |
| 3/16/2021 | <0.001 | |
| 8/19/2021 | <0.001 | |
| 3/2/2022 | <0.001 | |
| 8/11/2022 | <0.001 | |
| 2/21/2023 | <0.001 | |
| 8/9/2023 | <0.001 | |
| 2/21/2024 | <0.001 | |
| 8/1/2024 | <0.001 | |
| 2/13/2025 | <0.001 | |
| 8/18/2025 | 0.00029 (J) | |
| 1/22/2026 | | <0.001 |

ND substitution: RL or RL/2 if <15% NDs.

# Prediction Limit

Constituent: Thallium (mg/L) Analysis Run 3/31/2026 6:17 AM View: Appendix I

Plant Wansley Client: Southern Company Data: Wansley Landfill

| | GWC-8 | GWC-8 |
|---|---|---|
| 9/7/2011 | <0.001 | |
| 10/30/2011 | <0.001 | |
| 12/5/2011 | <0.001 | |
| 1/19/2012 | <0.001 | |
| 7/18/2012 | <0.001 | |
| 1/7/2013 | <0.001 | |
| 7/9/2013 | <0.001 | |
| 1/14/2014 | <0.001 | |
| 6/24/2014 | <0.001 | |
| 1/26/2016 | <0.001 | |
| 3/29/2016 | <0.001 | |
| 5/24/2016 | <0.001 | |
| 7/26/2016 | <0.001 | |
| 9/19/2016 | <0.001 | |
| 11/16/2016 | 9E-05 (J) | |
| 1/26/2017 | 0.00012 (J) | |
| 3/23/2017 | <0.001 | |
| 5/3/2017 | 0.00016 (J) | |
| 8/7/2017 | 0.0001 (J) | |
| 1/24/2018 | <0.001 | |
| 6/21/2018 | <0.001 | |
| 1/22/2019 | <0.001 | |
| 6/25/2019 | <0.001 | |
| 9/10/2019 | <0.001 | |
| 3/12/2020 | 0.00064 (J) | |
| 9/14/2020 | <0.001 | |
| 3/16/2021 | <0.001 | |
| 8/20/2021 | 0.00028 (J) | |
| 3/2/2022 | <0.001 | |
| 8/11/2022 | <0.001 | |
| 2/15/2023 | <0.001 | |
| 8/9/2023 | <0.001 | |
| 2/21/2024 | <0.001 | |
| 7/30/2024 | <0.001 | |
| 2/13/2025 | <0.001 | |
| 8/13/2025 | <0.001 | |
| 1/22/2026 | | <0.001 |

ND substitution: RL or RL/2 if <15% NDs.

# Prediction Limit

Constituent: Thallium (mg/L) Analysis Run 3/31/2026 6:17 AM View: Appendix I

Plant Wansley Client: Southern Company Data: Wansley Landfill

| | GWC-9 | GWC-9 |
|---|---|---|
| 9/7/2011 | <0.001 | |
| 10/30/2011 | <0.001 | |
| 12/4/2011 | <0.001 | |
| 1/19/2012 | <0.001 | |
| 7/18/2012 | <0.001 | |
| 1/8/2013 | <0.001 | |
| 7/9/2013 | <0.001 | |
| 1/14/2014 | <0.001 | |
| 6/24/2014 | <0.001 | |
| 1/26/2016 | 7.3E-05 (J) | |
| 3/29/2016 | <0.001 | |
| 5/24/2016 | <0.001 | |
| 7/25/2016 | <0.001 | |
| 9/19/2016 | 0.00026 (J) | |
| 11/16/2016 | 0.00015 (J) | |
| 1/31/2017 | <0.001 | |
| 3/23/2017 | <0.001 | |
| 5/2/2017 | <0.001 | |
| 8/7/2017 | <0.001 | |
| 1/24/2018 | <0.001 | |
| 6/21/2018 | <0.001 | |
| 1/22/2019 | <0.001 | |
| 6/25/2019 | <0.001 | |
| 9/16/2019 | <0.001 | |
| 3/16/2020 | 0.00044 (J) | |
| 9/11/2020 | 0.00017 (J) | |
| 3/16/2021 | 0.00017 (J) | |
| 8/25/2021 | <0.001 | |
| 3/9/2022 | <0.001 | |
| 8/16/2022 | 0.00026 (J) | |
| 2/15/2023 | <0.001 | |
| 8/9/2023 | <0.001 | |
| 2/19/2024 | <0.001 | |
| 7/31/2024 | 0.00046 (J) | |
| 2/18/2025 | <0.001 | |
| 8/13/2025 | 0.00096 (J) | |
| 1/22/2026 | | <0.001 |

ND substitution: RL or RL/2 if <15% NDs.

# Prediction Limit

Constituent: Thallium (mg/L) Analysis Run 3/31/2026 6:17 AM View: Appendix I

Plant Wansley Client: Southern Company Data: Wansley Landfill

| | GWC-11 | GWC-11 |
|---|---|---|
| 9/13/2011 | <0.001 | |
| 10/28/2011 | <0.001 | |
| 12/4/2011 | <0.001 | |
| 2/9/2012 | <0.001 | |
| 7/18/2012 | <0.001 | |
| 1/8/2013 | <0.001 | |
| 7/9/2013 | <0.001 | |
| 1/15/2014 | <0.001 | |
| 6/25/2014 | <0.001 | |
| 1/26/2016 | <0.001 | |
| 3/29/2016 | <0.001 | |
| 5/25/2016 | <0.001 | |
| 7/25/2016 | <0.001 | |
| 9/19/2016 | <0.001 | |
| 11/16/2016 | <0.001 | |
| 1/31/2017 | <0.001 | |
| 3/23/2017 | <0.001 | |
| 5/2/2017 | <0.001 | |
| 8/7/2017 | <0.001 | |
| 1/24/2018 | <0.001 | |
| 6/20/2018 | <0.001 | |
| 1/24/2019 | <0.001 | |
| 6/26/2019 | <0.001 | |
| 9/16/2019 | <0.001 | |
| 3/16/2020 | 0.00067 (J) | |
| 9/10/2020 | <0.001 | |
| 3/17/2021 | <0.001 | |
| 8/23/2021 | <0.001 | |
| 3/7/2022 | <0.001 | |
| 8/15/2022 | <0.001 | |
| 2/21/2023 | <0.001 | |
| 8/14/2023 | <0.001 | |
| 2/14/2024 | <0.001 | |
| 8/6/2024 | <0.001 | |
| 2/18/2025 | <0.001 | |
| 8/18/2025 | <0.001 | |
| 1/21/2026 | | <0.001 |

ND substitution: RL or RL/2 if <15% NDs.

# Prediction Limit

Constituent: Thallium (mg/L) Analysis Run 3/31/2026 6:17 AM View: Appendix I

Plant Wansley Client: Southern Company Data: Wansley Landfill

| | GWC-12 | GWC-12 |
|---|---|---|
| 9/13/2011 | <0.001 | |
| 10/28/2011 | <0.001 | |
| 12/4/2011 | <0.001 | |
| 1/24/2012 | <0.001 | |
| 7/11/2012 | <0.001 | |
| 1/8/2013 | <0.001 | |
| 7/10/2013 | <0.001 | |
| 1/21/2014 | <0.001 | |
| 7/1/2014 | <0.001 | |
| 1/26/2016 | <0.001 | |
| 3/29/2016 | <0.001 | |
| 5/25/2016 | <0.001 | |
| 7/22/2016 | <0.001 | |
| 9/15/2016 | <0.001 | |
| 11/16/2016 | <0.001 | |
| 1/31/2017 | <0.001 | |
| 3/23/2017 | <0.001 | |
| 5/3/2017 | <0.001 | |
| 8/7/2017 | <0.001 | |
| 1/24/2018 | <0.001 | |
| 6/26/2018 | <0.001 | |
| 1/25/2019 | <0.001 | |
| 6/26/2019 | <0.001 | |
| 9/11/2019 | <0.001 | |
| 3/18/2020 | 0.00037 (J) | |
| 9/10/2020 | <0.001 | |
| 3/16/2021 | <0.001 | |
| 8/19/2021 | 0.00032 (J) | |
| 3/7/2022 | <0.001 | |
| 8/16/2022 | <0.001 | |
| 2/15/2023 | <0.001 | |
| 8/14/2023 | <0.001 | |
| 2/20/2024 | <0.001 | |
| 8/6/2024 | <0.001 | |
| 2/17/2025 | <0.001 | |
| 8/18/2025 | <0.001 | |
| 1/21/2026 | | <0.001 |

ND substitution: RL or RL/2 if <15% NDs.

# Prediction Limit

Constituent: Thallium (mg/L) Analysis Run 3/31/2026 6:17 AM View: Appendix I

Plant Wansley Client: Southern Company Data: Wansley Landfill

| | GWC-13 | GWC-13 |
|---|---|---|
| 9/13/2011 | <0.001 | |
| 10/28/2011 | <0.001 | |
| 12/4/2011 | <0.001 | |
| 1/24/2012 | <0.001 | |
| 7/11/2012 | <0.001 | |
| 1/8/2013 | <0.001 | |
| 7/10/2013 | <0.001 | |
| 1/21/2014 | <0.001 | |
| 7/1/2014 | <0.001 | |
| 1/27/2016 | <0.001 | |
| 3/29/2016 | <0.001 | |
| 5/25/2016 | <0.001 | |
| 7/26/2016 | <0.001 | |
| 9/15/2016 | <0.001 | |
| 11/17/2016 | <0.001 | |
| 1/31/2017 | <0.001 | |
| 3/23/2017 | <0.001 | |
| 5/3/2017 | <0.001 | |
| 8/4/2017 | <0.001 | |
| 1/25/2018 | <0.001 | |
| 6/20/2018 | <0.001 | |
| 1/22/2019 | <0.001 | |
| 6/25/2019 | <0.001 | |
| 9/12/2019 | <0.001 | |
| 3/12/2020 | <0.001 | |
| 9/10/2020 | 0.00022 (J) | |
| 3/17/2021 | <0.001 | |
| 8/23/2021 | <0.001 | |
| 3/8/2022 | <0.001 | |
| 8/15/2022 | <0.001 | |
| 2/21/2023 | <0.001 | |
| 8/16/2023 | <0.001 | |
| 2/19/2024 | <0.001 | |
| 8/5/2024 | <0.001 | |
| 2/18/2025 | <0.001 | |
| 8/19/2025 | <0.001 | |
| 1/21/2026 | | <0.001 |

ND substitution: RL or RL/2 if <15% NDs.

# Prediction Limit

Constituent: Thallium (mg/L) Analysis Run 3/31/2026 6:17 AM View: Appendix I

Plant Wansley Client: Southern Company Data: Wansley Landfill

| | GWC-14 | GWC-14 |
|---|---|---|
| 9/13/2011 | <0.001 | |
| 10/27/2011 | <0.001 | |
| 12/3/2011 | <0.001 | |
| 1/24/2012 | <0.001 | |
| 7/11/2012 | <0.001 | |
| 1/8/2013 | <0.001 | |
| 7/10/2013 | <0.001 | |
| 1/21/2014 | 0.0002 (J) | |
| 7/1/2014 | 0.0001 (J) | |
| 1/14/2015 | 0.0002 (J) | |
| 7/22/2015 | 0.0003 (JO) | |
| 1/27/2016 | 0.000616 (J) | |
| 3/30/2016 | 0.000411 (J) | |
| 5/25/2016 | 0.000445 (J) | |
| 7/26/2016 | 0.0013 | |
| 9/15/2016 | 0.00033 (J) | |
| 11/17/2016 | 0.00041 (J) | |
| 2/1/2017 | 0.00041 (J) | |
| 3/23/2017 | 0.0004 (J) | |
| 5/3/2017 | 0.00058 | |
| 8/7/2017 | 0.00046 (J) | |
| 1/25/2018 | 0.00049 (J) | |
| 6/20/2018 | 0.00038 (J) | |
| 1/22/2019 | 0.00047 (J) | |
| 6/25/2019 | 0.00046 (J) | |
| 9/12/2019 | 0.00047 (J) | |
| 3/17/2020 | 0.00055 (J) | |
| 9/10/2020 | 0.00053 (J) | |
| 3/17/2021 | 0.00043 (J) | |
| 8/23/2021 | 0.00055 (J) | |
| 3/7/2022 | <0.001 | |
| 8/16/2022 | 0.00039 (J) | |
| 2/17/2023 | 0.00044 (J) | |
| 8/14/2023 | 0.00079 (J) | |
| 2/19/2024 | 0.00058 (J) | |
| 8/6/2024 | 0.00047 (J) | |
| 2/17/2025 | 0.00055 (J) | |
| 8/19/2025 | 0.00053 (J) | |
| 1/20/2026 | | 0.00054 (J) |

ND substitution: RL or RL/2 if <15% NDs.

# Prediction Limit

Constituent: Thallium (mg/L) Analysis Run 3/31/2026 6:17 AM View: Appendix I

Plant Wansley Client: Southern Company Data: Wansley Landfill

| | GWC-15 | GWC-15 |
|---|---|---|
| 9/16/2011 | <0.001 | |
| 10/27/2011 | <0.001 | |
| 12/3/2011 | <0.001 | |
| 2/9/2012 | <0.001 | |
| 7/11/2012 | <0.001 | |
| 1/8/2013 | <0.001 | |
| 7/2/2013 | <0.001 | |
| 1/21/2014 | <0.001 | |
| 6/24/2014 | <0.001 | |
| 1/14/2015 | <0.001 | |
| 7/22/2015 | <0.001 | |
| 1/27/2016 | <0.001 | |
| 3/30/2016 | <0.001 | |
| 5/25/2016 | <0.001 | |
| 7/26/2016 | <0.001 | |
| 9/20/2016 | <0.001 | |
| 11/17/2016 | <0.001 | |
| 2/1/2017 | <0.001 | |
| 3/23/2017 | <0.001 | |
| 5/3/2017 | <0.001 | |
| 8/4/2017 | <0.001 | |
| 1/25/2018 | <0.001 | |
| 6/20/2018 | <0.001 | |
| 1/22/2019 | <0.001 | |
| 6/25/2019 | <0.001 | |
| 9/17/2019 | <0.001 | |
| 3/16/2020 | 0.00025 (J) | |
| 9/10/2020 | 0.00034 (J) | |
| 3/18/2021 | <0.001 | |
| 8/24/2021 | <0.001 | |
| 3/7/2022 | <0.001 | |
| 8/16/2022 | <0.001 | |
| 2/21/2023 | <0.001 | |
| 8/14/2023 | <0.001 | |
| 2/21/2024 | <0.001 | |
| 8/6/2024 | <0.001 | |
| 2/18/2025 | <0.001 | |
| 8/18/2025 | <0.001 | |
| 1/21/2026 | | <0.001 |

ND substitution: RL or RL/2 if <15% NDs.

# Prediction Limit

Constituent: Thallium (mg/L) Analysis Run 3/31/2026 6:17 AM View: Appendix I

Plant Wansley Client: Southern Company Data: Wansley Landfill

| | GWC-19 | GWC-19 |
|---|---|---|
| 8/30/2011 | <0.001 | |
| 10/26/2011 | <0.001 | |
| 12/3/2011 | <0.001 | |
| 2/8/2012 | <0.001 | |
| 7/11/2012 | <0.001 | |
| 1/8/2013 | <0.001 | |
| 7/16/2013 | <0.001 | |
| 1/21/2014 | 0.0001 (J) | |
| 6/24/2014 | <0.001 | |
| 1/13/2015 | <0.001 | |
| 7/23/2015 | <0.001 | |
| 1/27/2016 | <0.001 | |
| 3/30/2016 | <0.001 | |
| 5/26/2016 | <0.001 | |
| 7/25/2016 | <0.001 | |
| 9/19/2016 | <0.001 | |
| 11/17/2016 | <0.001 | |
| 2/2/2017 | <0.001 | |
| 3/24/2017 | <0.001 | |
| 5/3/2017 | <0.001 | |
| 8/7/2017 | <0.001 | |
| 1/25/2018 | <0.001 | |
| 6/21/2018 | <0.001 | |
| 1/28/2019 | <0.001 | |
| 6/26/2019 | <0.001 | |
| 9/12/2019 | <0.001 | |
| 3/18/2020 | <0.001 | |
| 9/15/2020 | <0.001 | |
| 3/17/2021 | 0.00033 (J) | |
| 8/24/2021 | <0.001 | |
| 3/8/2022 | <0.001 | |
| 8/11/2022 | <0.001 | |
| 2/21/2023 | <0.001 | |
| 8/9/2023 | <0.001 | |
| 2/21/2024 | <0.001 | |
| 8/6/2024 | <0.001 | |
| 2/14/2025 | <0.001 | |
| 8/13/2025 | <0.001 | |
| 1/21/2026 | | <0.001 |

ND substitution: RL or RL/2 if <15% NDs.

# Prediction Limit

Constituent: Thallium (mg/L) Analysis Run 3/31/2026 6:17 AM View: Appendix I

Plant Wansley Client: Southern Company Data: Wansley Landfill

| | GWC-20 | GWC-20 |
|---|---|---|
| 8/31/2011 | <0.001 | |
| 10/27/2011 | <0.001 | |
| 12/4/2011 | <0.001 | |
| 2/8/2012 | <0.001 | |
| 7/11/2012 | <0.001 | |
| 1/8/2013 | <0.001 | |
| 7/16/2013 | <0.001 | |
| 1/21/2014 | <0.001 | |
| 6/24/2014 | <0.001 | |
| 1/13/2015 | <0.001 | |
| 7/23/2015 | <0.001 | |
| 1/27/2016 | <0.001 | |
| 3/30/2016 | <0.001 | |
| 5/26/2016 | <0.001 | |
| 7/25/2016 | <0.001 | |
| 9/20/2016 | <0.001 | |
| 11/17/2016 | <0.001 | |
| 2/2/2017 | <0.001 | |
| 3/28/2017 | <0.001 | |
| 5/4/2017 | <0.001 | |
| 8/7/2017 | <0.001 | |
| 1/26/2018 | <0.001 | |
| 6/21/2018 | <0.001 | |
| 1/28/2019 | <0.001 | |
| 6/25/2019 | <0.001 | |
| 9/11/2019 | <0.001 | |
| 3/18/2020 | <0.001 | |
| 9/15/2020 | <0.001 | |
| 3/16/2021 | 0.00035 (J) | |
| 8/24/2021 | <0.001 | |
| 3/7/2022 | <0.001 | |
| 8/16/2022 | <0.001 | |
| 2/22/2023 | <0.001 | |
| 8/9/2023 | <0.001 | |
| 2/20/2024 | <0.001 | |
| 8/2/2024 | <0.001 | |
| 2/14/2025 | <0.001 | |
| 8/12/2025 | <0.001 | |
| 1/21/2026 | | <0.001 |

ND substitution: RL or RL/2 if <15% NDs.

# Prediction Limit

Constituent: Thallium (mg/L) Analysis Run 3/31/2026 6:17 AM View: Appendix I

Plant Wansley Client: Southern Company Data: Wansley Landfill

| | GWC-21 | GWC-21 |
|---|---|---|
| 8/31/2011 | <0.001 | |
| 10/27/2011 | <0.001 | |
| 12/4/2011 | <0.001 | |
| 2/8/2012 | <0.001 | |
| 7/17/2012 | <0.001 | |
| 1/9/2013 | <0.001 | |
| 7/16/2013 | <0.001 | |
| 1/21/2014 | <0.001 | |
| 6/24/2014 | <0.001 | |
| 1/13/2015 | <0.001 | |
| 7/23/2015 | <0.001 | |
| 1/26/2016 | <0.001 | |
| 3/30/2016 | <0.001 | |
| 5/26/2016 | <0.001 | |
| 7/26/2016 | <0.001 | |
| 9/20/2016 | <0.001 | |
| 11/17/2016 | <0.001 | |
| 2/2/2017 | <0.001 | |
| 3/28/2017 | <0.001 | |
| 5/4/2017 | <0.001 | |
| 8/7/2017 | <0.001 | |
| 1/26/2018 | <0.001 | |
| 6/20/2018 | <0.001 | |
| 1/24/2019 | <0.001 | |
| 6/25/2019 | <0.001 | |
| 9/11/2019 | 0.00026 (J) | |
| 3/18/2020 | <0.001 | |
| 9/15/2020 | <0.001 | |
| 3/16/2021 | 0.00034 (J) | |
| 8/19/2021 | 0.00052 (J) | |
| 3/7/2022 | <0.001 | |
| 8/16/2022 | <0.001 | |
| 2/21/2023 | <0.001 | |
| 8/9/2023 | <0.001 | |
| 2/19/2024 | <0.001 | |
| 7/30/2024 | <0.001 | |
| 2/11/2025 | <0.001 | |
| 8/12/2025 | <0.001 | |
| 1/20/2026 | | <0.001 |

ND substitution: RL or RL/2 if <15% NDs.

# Prediction Limit

Constituent: Thallium (mg/L) Analysis Run 3/31/2026 6:17 AM View: Appendix I

Plant Wansley Client: Southern Company Data: Wansley Landfill

| | GWC-22 | GWC-22 |
|---|---|---|
| 9/15/2011 | <0.001 | |
| 10/29/2011 | <0.001 | |
| 12/13/2011 | <0.001 | |
| 1/25/2012 | <0.001 | |
| 7/18/2012 | <0.001 | |
| 1/22/2013 | <0.001 | |
| 7/16/2013 | <0.001 | |
| 1/21/2014 | <0.001 | |
| 6/25/2014 | <0.001 | |
| 1/14/2015 | <0.001 | |
| 7/23/2015 | <0.001 | |
| 1/26/2016 | <0.001 | |
| 3/31/2016 | <0.001 | |
| 5/26/2016 | <0.001 | |
| 7/26/2016 | <0.001 | |
| 9/20/2016 | <0.001 | |
| 11/17/2016 | <0.001 | |
| 2/3/2017 | <0.001 | |
| 3/28/2017 | <0.001 | |
| 5/3/2017 | <0.001 | |
| 8/8/2017 | <0.001 | |
| 1/25/2018 | <0.001 | |
| 6/20/2018 | <0.001 | |
| 1/24/2019 | <0.001 | |
| 6/25/2019 | <0.001 | |
| 9/10/2019 | <0.001 | |
| 3/18/2020 | 0.00066 (J) | |
| 9/10/2020 | <0.001 | |
| 3/15/2021 | 0.00052 (J) | |
| 8/19/2021 | 0.00025 (J) | |
| 3/8/2022 | <0.001 | |
| 8/17/2022 | <0.001 | |
| 2/14/2023 | <0.001 | |
| 8/14/2023 | <0.001 | |
| 2/14/2024 | <0.001 | |
| 8/6/2024 | <0.001 | |
| 2/11/2025 | <0.001 | |
| 8/12/2025 | <0.001 | |
| 1/20/2026 | | <0.001 |

ND substitution: RL or RL/2 if <15% NDs.

# Prediction Limit

Constituent: Thallium (mg/L) Analysis Run 3/31/2026 6:17 AM View: Appendix I

Plant Wansley Client: Southern Company Data: Wansley Landfill

| | GWC-23 | GWC-23 |
|---|---|---|
| 9/16/2011 | <0.001 | |
| 10/29/2011 | <0.001 | |
| 12/13/2011 | <0.001 | |
| 1/31/2012 | <0.001 | |
| 7/18/2012 | <0.001 | |
| 1/22/2013 | <0.001 | |
| 7/23/2013 | <0.001 | |
| 1/22/2014 | <0.001 | |
| 7/1/2014 | <0.001 | |
| 1/21/2016 | <0.001 | |
| 3/29/2016 | <0.001 | |
| 5/25/2016 | <0.001 | |
| 7/27/2016 | <0.001 | |
| 9/20/2016 | <0.001 | |
| 11/18/2016 | <0.001 | |
| 2/3/2017 | <0.001 | |
| 3/28/2017 | <0.001 | |
| 5/4/2017 | <0.001 | |
| 8/8/2017 | <0.001 | |
| 1/25/2018 | <0.001 | |
| 6/20/2018 | <0.001 | |
| 1/25/2019 | <0.001 | |
| 6/26/2019 | <0.001 | |
| 9/12/2019 | <0.001 | |
| 3/18/2020 | 0.00024 (J) | |
| 9/10/2020 | <0.001 | |
| 3/18/2021 | 0.00051 (J) | |
| 8/23/2021 | <0.001 | |
| 3/9/2022 | <0.001 | |
| 8/16/2022 | <0.001 | |
| 2/21/2023 | <0.001 | |
| 8/15/2023 | <0.001 | |
| 2/19/2024 | <0.001 | |
| 7/30/2024 | <0.001 | |
| 2/11/2025 | <0.001 | |
| 8/12/2025 | <0.001 | |
| 1/22/2026 | | <0.001 |

ND substitution: RL or RL/2 if <15% NDs.

# Prediction Limit

Constituent: Thallium (mg/L) Analysis Run 3/31/2026 6:17 AM View: Appendix I

Plant Wansley Client: Southern Company Data: Wansley Landfill

| | GWC-24 | GWC-24 |
|---|---|---|
| 7/8/2014 | <0.001 | |
| 1/20/2016 | <0.001 | |
| 3/30/2016 | <0.001 | |
| 5/25/2016 | <0.001 | |
| 7/27/2016 | <0.001 | |
| 9/16/2016 | <0.001 | |
| 11/18/2016 | <0.001 | |
| 2/3/2017 | <0.001 | |
| 3/29/2017 | <0.001 | |
| 5/4/2017 | <0.001 | |
| 8/8/2017 | <0.001 | |
| 1/25/2018 | <0.001 | |
| 6/27/2018 | <0.001 | |
| 1/31/2019 | <0.001 | |
| 6/26/2019 | <0.001 | |
| 9/11/2019 | 0.00023 (J) | |
| 3/12/2020 | <0.001 | |
| 9/15/2020 | <0.001 | |
| 3/18/2021 | 0.00025 (J) | |
| 8/19/2021 | <0.001 | |
| 3/10/2022 | <0.001 | |
| 8/18/2022 | <0.001 | |
| 2/16/2023 | <0.001 | |
| 8/16/2023 | <0.001 | |
| 2/22/2024 | <0.001 | |
| 8/6/2024 | <0.001 | |
| 2/14/2025 | <0.001 | |
| 8/14/2025 | <0.001 | |
| 1/21/2026 | | <0.001 |

ND substitution: RL or RL/2 if <15% NDs.

# Prediction Limit

Constituent: Thallium (mg/L) Analysis Run 3/31/2026 6:17 AM View: Appendix I

Plant Wansley Client: Southern Company Data: Wansley Landfill

| | GWC-25 | GWC-25 |
|---|---|---|
| 9/17/2011 | <0.001 | |
| 10/31/2011 | <0.001 | |
| 12/14/2011 | <0.001 | |
| 2/7/2012 | <0.001 | |
| 7/17/2012 | <0.001 | |
| 7/24/2013 | <0.001 | |
| 1/23/2014 | <0.001 | |
| 7/8/2014 | <0.001 | |
| 1/21/2016 | <0.001 | |
| 3/28/2016 | <0.001 | |
| 5/25/2016 | <0.001 | |
| 7/27/2016 | <0.001 | |
| 9/19/2016 | <0.001 | |
| 11/15/2016 | <0.001 | |
| 1/24/2017 | <0.001 | |
| 3/23/2017 | <0.001 | |
| 5/2/2017 | <0.001 | |
| 8/3/2017 | <0.001 | |
| 1/25/2018 | <0.001 | |
| 6/27/2018 | <0.001 | |
| 1/24/2019 | <0.001 | |
| 6/25/2019 | <0.001 | |
| 9/11/2019 | 0.00028 (J) | |
| 3/12/2020 | <0.001 | |
| 9/14/2020 | <0.001 | |
| 3/17/2021 | 0.00015 (J) | |
| 8/19/2021 | <0.001 | |
| 3/8/2022 | <0.001 | |
| 8/10/2022 | <0.001 | |
| 2/21/2023 | <0.001 | |
| 8/15/2023 | <0.001 | |
| 2/21/2024 | <0.001 | |
| 8/1/2024 | <0.001 | |
| 2/14/2025 | <0.001 | |
| 8/13/2025 | <0.001 | |
| 1/21/2026 | | <0.001 |

ND substitution: RL or RL/2 if <15% NDs.

# Prediction Limit

Constituent: Thallium (mg/L) Analysis Run 3/31/2026 6:17 AM View: Appendix I

Plant Wansley Client: Southern Company Data: Wansley Landfill

| | GWC-27 | GWC-27 |
|---|---|---|
| 9/17/2011 | <0.001 | |
| 10/29/2011 | <0.001 | |
| 12/14/2011 | <0.001 | |
| 1/25/2012 | <0.001 | |
| 7/17/2012 | <0.001 | |
| 1/24/2013 | <0.001 | |
| 7/24/2013 | <0.001 | |
| 1/23/2014 | 0.0001 (J) | |
| 7/8/2014 | 0.0001 (J) | |
| 1/22/2016 | 0.000193 (J) | |
| 3/23/2016 | <0.001 | |
| 5/24/2016 | <0.001 | |
| 7/26/2016 | 0.00017 (J) | |
| 9/19/2016 | 0.00016 (J) | |
| 11/11/2016 | <0.001 | |
| 1/20/2017 | 0.00016 (J) | |
| 3/16/2017 | 0.00017 (J) | |
| 4/28/2017 | 0.00018 (J) | |
| 8/3/2017 | 0.00016 (J) | |
| 1/19/2018 | 0.00016 (J) | |
| 6/27/2018 | 0.00015 (J) | |
| 1/24/2019 | 0.0002 (J) | |
| 6/26/2019 | 0.00019 (J) | |
| 9/12/2019 | 0.00021 (J) | |
| 3/12/2020 | 0.0002 (J) | |
| 9/9/2020 | 0.00017 (J) | |
| 3/18/2021 | 0.00021 (J) | |
| 8/23/2021 | 0.00018 (J) | |
| 3/8/2022 | <0.001 | |
| 8/10/2022 | <0.001 | |
| 2/20/2023 | <0.001 | |
| 8/15/2023 | <0.001 | |
| 2/20/2024 | <0.001 | |
| 7/30/2024 | <0.001 | |
| 2/11/2025 | <0.001 | |
| 8/13/2025 | <0.001 | |
| 1/21/2026 | | <0.001 |

ND substitution: RL or RL/2 if <15% NDs.

# Prediction Limit

Constituent: Thallium (mg/L) Analysis Run 3/31/2026 6:17 AM View: Appendix I

Plant Wansley Client: Southern Company Data: Wansley Landfill

| | GWC-30 | GWC-30 |
|---|---|---|
| 9/15/2011 | <0.001 | |
| 10/28/2011 | <0.001 | |
| 12/13/2011 | <0.001 | |
| 2/8/2012 | <0.001 | |
| 7/18/2012 | <0.001 | |
| 1/24/2013 | <0.001 | |
| 7/24/2013 | <0.001 | |
| 1/23/2014 | <0.001 | |
| 7/1/2014 | <0.001 | |
| 1/19/2016 | <0.001 | |
| 3/23/2016 | <0.001 | |
| 5/20/2016 | <0.001 | |
| 7/21/2016 | <0.001 | |
| 9/20/2016 | <0.001 | |
| 11/14/2016 | <0.001 | |
| 1/24/2017 | <0.001 | |
| 3/17/2017 | <0.001 | |
| 5/1/2017 | <0.001 | |
| 8/4/2017 | <0.001 | |
| 1/24/2018 | <0.001 | |
| 6/21/2018 | <0.001 | |
| 1/30/2019 | <0.001 | |
| 6/27/2019 | <0.001 | |
| 9/10/2019 | <0.001 | |
| 3/11/2020 | <0.001 | |
| 9/10/2020 | 0.00021 (J) | |
| 3/18/2021 | <0.001 | |
| 8/23/2021 | <0.001 | |
| 3/2/2022 | <0.001 | |
| 8/10/2022 | <0.001 | |
| 2/14/2023 | <0.001 | |
| 8/16/2023 | <0.001 | |
| 2/21/2024 | <0.001 | |
| 8/5/2024 | <0.001 | |
| 2/13/2025 | <0.001 | |
| 8/14/2025 | <0.001 | |
| 1/21/2026 | | <0.001 |

ND substitution: RL or RL/2 if <15% NDs.

# Prediction Limit

Constituent: Thallium (mg/L) Analysis Run 3/31/2026 6:17 AM View: Appendix I

Plant Wansley Client: Southern Company Data: Wansley Landfill

| | GWC-31 | GWC-31 |
|---|---|---|
| 9/17/2011 | <0.001 | |
| 10/31/2011 | <0.001 | |
| 2/7/2012 | <0.001 | |
| 1/23/2013 | <0.001 | |
| 1/23/2014 | <0.001 | |
| 7/1/2014 | <0.001 | |
| 1/25/2016 | <0.001 | |
| 3/30/2016 | <0.001 | |
| 5/25/2016 | <0.001 | |
| 7/27/2016 | <0.001 | |
| 1/25/2017 | <0.001 | |
| 3/23/2017 | <0.001 | |
| 5/2/2017 | <0.001 | |
| 7/19/2017 | <0.001 | |
| 8/4/2017 | <0.001 | |
| 1/23/2018 | <0.001 | |
| 6/27/2018 | <0.001 | |
| 1/31/2019 | <0.001 | |
| 6/26/2019 | <0.001 | |
| 9/11/2019 | <0.001 | |
| 3/17/2020 | 0.00017 (J) | |
| 9/11/2020 | <0.001 | |
| 3/16/2021 | <0.001 | |
| 8/25/2021 | <0.001 | |
| 3/10/2022 | <0.001 | |
| 8/16/2022 | <0.001 | |
| 2/22/2023 | <0.001 | |
| 8/16/2023 | <0.001 | |
| 2/21/2024 | <0.001 | |
| 8/2/2024 | <0.001 | |
| 2/18/2025 | <0.001 | |
| 8/15/2025 | <0.001 | |
| 2/11/2026 | | <0.001 |

ND substitution: RL or RL/2 if <15% NDs.

# Prediction Limit

Constituent: Thallium (mg/L) Analysis Run 3/31/2026 6:17 AM View: Appendix I

Plant Wansley Client: Southern Company Data: Wansley Landfill

| | GWC-33 | GWC-33 |
|---|---|---|
| 9/16/2011 | <0.001 | |
| 10/30/2011 | <0.001 | |
| 12/12/2011 | <0.001 | |
| 12/13/2011 | <0.001 | |
| 2/1/2012 | <0.001 | |
| 7/17/2012 | <0.001 | |
| 1/23/2013 | <0.001 | |
| 7/17/2013 | <0.001 | |
| 1/23/2014 | 0.0002 (J) | |
| 1/25/2016 | 0.000227 (J) | |
| 3/23/2016 | <0.001 | |
| 5/24/2016 | 0.000242 (J) | |
| 7/22/2016 | 0.00022 (J) | |
| 9/16/2016 | 0.00021 (J) | |
| 11/17/2016 | 0.00017 (J) | |
| 1/25/2017 | <0.001 | |
| 3/23/2017 | 0.00017 (J) | |
| 5/1/2017 | 0.00018 (J) | |
| 8/4/2017 | 0.00016 (J) | |
| 1/23/2018 | 0.00012 (J) | |
| 6/26/2018 | 0.00013 (J) | |
| 1/30/2019 | <0.001 | |
| 6/26/2019 | 0.0002 (J) | |
| 9/12/2019 | <0.001 | |
| 3/12/2020 | 0.00035 (J) | |
| 9/16/2020 | <0.001 | |
| 3/18/2021 | <0.001 | |
| 8/24/2021 | 0.00032 (J) | |
| 3/9/2022 | <0.001 | |
| 8/15/2022 | <0.001 | |
| 2/20/2023 | <0.001 | |
| 8/15/2023 | <0.001 | |
| 2/20/2024 | <0.001 | |
| 7/31/2024 | <0.001 | |
| 2/19/2025 | <0.001 | |
| 8/19/2025 | <0.001 | |
| 1/22/2026 | | <0.001 |

ND substitution: RL or RL/2 if <15% NDs.

# Prediction Limit

Constituent: Thallium (mg/L) Analysis Run 3/31/2026 6:17 AM View: Appendix I

Plant Wansley Client: Southern Company Data: Wansley Landfill

| | GWC-34 | GWC-34 |
|---|---|---|
| 9/16/2011 | <0.001 | |
| 10/31/2011 | <0.001 | |
| 12/12/2011 | <0.001 | |
| 2/1/2012 | <0.001 | |
| 7/16/2012 | <0.001 | |
| 1/22/2013 | <0.001 | |
| 7/17/2013 | <0.001 | |
| 1/23/2014 | <0.001 | |
| 6/25/2014 | <0.001 | |
| 1/14/2015 | <0.001 | |
| 1/21/2016 | <0.001 | |
| 3/24/2016 | <0.001 | |
| 5/23/2016 | <0.001 | |
| 7/21/2016 | <0.001 | |
| 9/15/2016 | <0.001 | |
| 11/15/2016 | <0.001 | |
| 1/25/2017 | <0.001 | |
| 3/22/2017 | <0.001 | |
| 5/1/2017 | <0.001 | |
| 8/3/2017 | <0.001 | |
| 1/23/2018 | <0.001 | |
| 6/20/2018 | <0.001 | |
| 1/28/2019 | <0.001 | |
| 6/26/2019 | 0.00014 (J) | |
| 9/11/2019 | <0.001 | |
| 3/11/2020 | <0.001 | |
| 9/11/2020 | <0.001 | |
| 3/16/2021 | <0.001 | |
| 8/24/2021 | <0.001 | |
| 3/2/2022 | <0.001 | |
| 8/10/2022 | <0.001 | |
| 2/20/2023 | <0.001 | |
| 8/16/2023 | <0.001 | |
| 2/22/2024 | <0.001 | |
| 8/5/2024 | <0.001 | |
| 2/13/2025 | <0.001 | |
| 8/14/2025 | <0.001 | |
| 1/22/2026 | | <0.001 |

ND substitution: RL or RL/2 if <15% NDs.

# Prediction Limit

Constituent: Thallium (mg/L) Analysis Run 3/31/2026 6:17 AM View: Appendix I

Plant Wansley Client: Southern Company Data: Wansley Landfill

| | GWC-35 | GWC-35 |
|---|---|---|
| 9/16/2011 | <0.001 | |
| 10/31/2011 | <0.001 | |
| 12/12/2011 | <0.001 | |
| 2/1/2012 | <0.001 | |
| 7/16/2012 | <0.001 | |
| 1/22/2013 | <0.001 | |
| 7/2/2013 | <0.001 | |
| 1/21/2014 | <0.001 | |
| 6/25/2014 | 0.0001 (J) | |
| 1/14/2015 | <0.001 | |
| 1/21/2016 | <0.001 | |
| 3/24/2016 | <0.001 | |
| 5/23/2016 | <0.001 | |
| 7/21/2016 | <0.001 | |
| 9/15/2016 | <0.001 | |
| 11/15/2016 | <0.001 | |
| 1/26/2017 | <0.001 | |
| 3/22/2017 | <0.001 | |
| 5/2/2017 | <0.001 | |
| 8/3/2017 | <0.001 | |
| 1/23/2018 | <0.001 | |
| 6/19/2018 | <0.001 | |
| 1/21/2019 | <0.001 | |
| 6/26/2019 | 0.00019 (J) | |
| 9/12/2019 | <0.001 | |
| 3/11/2020 | <0.001 | |
| 9/11/2020 | 0.0004 (J) | |
| 3/16/2021 | <0.001 | |
| 8/18/2021 | <0.001 | |
| 3/2/2022 | <0.001 | |
| 8/15/2022 | <0.001 | |
| 2/20/2023 | <0.001 | |
| 8/16/2023 | <0.001 | |
| 2/22/2024 | <0.001 | |
| 8/5/2024 | <0.001 | |
| 2/18/2025 | <0.001 | |
| 8/14/2025 | <0.001 | |
| 1/22/2026 | | <0.001 |

ND substitution: RL or RL/2 if <15% NDs.

# Prediction Limit

Constituent: Vanadium (mg/L) Analysis Run 3/31/2026 6:17 AM View: Appendix I

Plant Wansley Client: Southern Company Data: Wansley Landfill

| | GWA-1 | GWA-1 |
|---|---|---|
| 9/16/2011 | <0.005 | |
| 10/27/2011 | <0.005 | |
| 12/13/2011 | <0.005 | |
| 1/31/2012 | <0.005 | |
| 7/18/2012 | <0.005 | |
| 1/24/2013 | <0.005 | |
| 7/17/2013 | <0.005 | |
| 1/21/2014 | <0.005 | |
| 6/25/2014 | <0.005 | |
| 1/14/2015 | <0.005 | |
| 7/21/2015 | <0.005 | |
| 1/21/2016 | <0.005 | |
| 7/21/2016 | <0.005 | |
| 1/19/2017 | <0.005 | |
| 8/3/2017 | <0.005 | |
| 1/19/2018 | <0.005 | |
| 6/19/2018 | <0.005 | |
| 1/17/2019 | 0.0012 | |
| 6/24/2019 | 0.0028 | |
| 9/9/2019 | <0.005 | |
| 3/10/2020 | <0.005 | |
| 9/9/2020 | <0.005 | |
| 3/15/2021 | <0.005 | |
| 8/16/2021 | <0.005 | |
| 2/28/2022 | <0.005 | |
| 8/9/2022 | <0.005 | |
| 2/14/2023 | 0.00074 (J) | |
| 8/9/2023 | <0.005 | |
| 2/13/2024 | <0.005 | |
| 7/30/2024 | <0.005 | |
| 2/11/2025 | <0.005 | |
| 8/12/2025 | <0.005 | |
| 1/20/2026 | | <0.005 |

ND substitution: RL or RL/2 if <15% NDs.

# Prediction Limit

Constituent: Vanadium (mg/L) Analysis Run 3/31/2026 6:17 AM View: Appendix I

Plant Wansley Client: Southern Company Data: Wansley Landfill

| | GWA-2 | GWA-2 |
|---|---|---|
| 9/17/2011 | <0.005 | |
| 10/27/2011 | <0.005 | |
| 12/14/2011 | <0.005 | |
| 2/7/2012 | <0.005 | |
| 7/23/2012 | <0.005 | |
| 1/23/2013 | <0.005 | |
| 7/24/2013 | <0.005 | |
| 1/22/2014 | <0.005 | |
| 7/1/2014 | 0.0012 (J) | |
| 1/22/2015 | 0.0013 (J) | |
| 7/22/2015 | <0.005 | |
| 1/20/2016 | <0.005 | |
| 7/26/2016 | <0.005 | |
| 1/19/2017 | <0.005 | |
| 8/2/2017 | <0.005 | |
| 1/19/2018 | <0.005 | |
| 6/19/2018 | 0.0024 (J) | |
| 1/17/2019 | 0.0016 | |
| 6/24/2019 | 0.0018 | |
| 9/10/2019 | 0.0011 | |
| 3/10/2020 | <0.005 | |
| 9/10/2020 | <0.005 | |
| 3/15/2021 | <0.005 | |
| 8/18/2021 | 0.0011 | |
| 3/1/2022 | <0.005 | |
| 8/9/2022 | <0.005 | |
| 2/14/2023 | <0.005 | |
| 8/9/2023 | <0.005 | |
| 2/14/2024 | <0.005 | |
| 7/30/2024 | <0.005 | |
| 2/11/2025 | <0.005 | |
| 8/12/2025 | <0.005 | |
| 1/20/2026 | | <0.005 |

ND substitution: RL or RL/2 if <15% NDs.

# Prediction Limit

Constituent: Vanadium (mg/L) Analysis Run 3/31/2026 6:17 AM View: Appendix I

Plant Wansley Client: Southern Company Data: Wansley Landfill

| | GWA-3 | GWA-3 |
|---|---|---|
| 8/31/2011 | <0.005 | |
| 6/25/2014 | <0.005 | |
| 7/21/2015 | <0.005 | |
| 7/27/2016 | <0.005 | |
| 8/1/2017 | <0.005 | |
| 6/20/2018 | <0.005 | |
| 1/18/2019 | 0.0019 | |
| 6/25/2019 | 0.0028 | |
| 9/11/2019 | 0.0014 | |
| 3/10/2020 | <0.005 | |
| 9/9/2020 | 0.0018 | |
| 3/15/2021 | <0.005 | |
| 8/18/2021 | 0.0015 | |
| 3/1/2022 | 0.0012 | |
| 8/9/2022 | <0.005 | |
| 2/14/2023 | <0.005 | |
| 8/8/2023 | <0.005 | |
| 7/31/2024 | <0.005 | |
| 8/13/2025 | <0.005 | |
| 1/21/2026 | | <0.005 |

ND substitution: RL or RL/2 if <15% NDs.

# Prediction Limit

Constituent: Vanadium (mg/L) Analysis Run 3/31/2026 6:17 AM View: Appendix I

Plant Wansley Client: Southern Company Data: Wansley Landfill

| | GWA-4 | GWA-4 |
|---|---|---|
| 8/31/2011 | <0.005 | |
| 10/27/2011 | <0.005 | |
| 12/14/2011 | <0.005 | |
| 2/1/2012 | <0.005 | |
| 7/23/2012 | <0.005 | |
| 1/23/2013 | <0.005 | |
| 7/17/2013 | <0.005 | |
| 1/15/2014 | 0.0016 (J) | |
| 6/25/2014 | 0.00084 (J) | |
| 1/14/2015 | 0.0014 (J) | |
| 7/21/2015 | <0.005 | |
| 1/20/2016 | <0.005 | |
| 7/21/2016 | 0.0035 | |
| 1/17/2017 | <0.005 | |
| 8/2/2017 | <0.005 | |
| 1/22/2018 | 0.002 (J) | |
| 6/19/2018 | 0.0019 (J) | |
| 1/17/2019 | 0.0016 | |
| 6/24/2019 | 0.002 | |
| 9/10/2019 | <0.005 | |
| 3/10/2020 | <0.005 | |
| 9/9/2020 | <0.005 | |
| 3/15/2021 | <0.005 | |
| 8/18/2021 | 0.0011 | |
| 3/1/2022 | <0.005 | |
| 8/9/2022 | <0.005 | |
| 2/14/2023 | 0.00074 (J) | |
| 8/9/2023 | <0.005 | |
| 2/14/2024 | 0.00067 (J) | |
| 7/29/2024 | <0.005 | |
| 2/10/2025 | <0.005 | |
| 8/12/2025 | <0.005 | |
| 1/20/2026 | | <0.005 |

ND substitution: RL or RL/2 if <15% NDs.

# Prediction Limit

Constituent: Vanadium (mg/L) Analysis Run 3/31/2026 6:17 AM View: Appendix I

Plant Wansley Client: Southern Company Data: Wansley Landfill

| | GWA-28 | GWA-28 |
|---|---|---|
| 9/16/2011 | <0.005 | |
| 10/28/2011 | <0.005 | |
| 12/12/2011 | <0.005 | |
| 1/25/2012 | <0.005 | |
| 7/16/2012 | <0.005 | |
| 1/24/2013 | <0.005 | |
| 7/23/2013 | <0.005 | |
| 1/22/2014 | 0.00072 (J) | |
| 7/1/2014 | <0.005 | |
| 1/21/2015 | <0.005 | |
| 7/21/2015 | <0.005 | |
| 1/22/2016 | <0.005 | |
| 7/25/2016 | <0.005 | |
| 1/17/2017 | <0.005 | |
| 8/1/2017 | <0.005 | |
| 1/19/2018 | <0.005 | |
| 6/19/2018 | <0.005 | |
| 1/21/2019 | 0.0012 | |
| 6/25/2019 | 0.0025 | |
| 9/10/2019 | 0.0012 | |
| 3/10/2020 | <0.005 | |
| 9/9/2020 | <0.005 | |
| 3/15/2021 | <0.005 | |
| 8/16/2021 | 0.0011 | |
| 3/1/2022 | <0.005 | |
| 8/9/2022 | <0.005 | |
| 2/14/2023 | <0.005 | |
| 8/9/2023 | 0.00084 (J) | |
| 2/14/2024 | <0.005 | |
| 7/29/2024 | <0.005 | |
| 2/10/2025 | <0.005 | |
| 8/12/2025 | 0.0012 (J) | |
| 1/20/2026 | | <0.005 |

ND substitution: RL or RL/2 if <15% NDs.

# Prediction Limit

Constituent: Vanadium (mg/L) Analysis Run 3/31/2026 6:17 AM View: Appendix I

Plant Wansley Client: Southern Company Data: Wansley Landfill

| | GWA-29 | GWA-29 |
|---|---|---|
| 9/17/2011 | <0.005 | |
| 10/28/2011 | <0.005 | |
| 12/12/2011 | <0.005 | |
| 1/31/2012 | <0.005 | |
| 7/17/2012 | <0.005 | |
| 1/24/2013 | <0.005 | |
| 7/24/2013 | <0.005 | |
| 1/22/2014 | <0.005 | |
| 7/8/2014 | <0.005 | |
| 1/21/2015 | <0.005 | |
| 7/22/2015 | <0.005 | |
| 1/19/2016 | <0.005 | |
| 7/21/2016 | <0.005 | |
| 1/17/2017 | <0.005 | |
| 8/1/2017 | 0.0041 | |
| 1/19/2018 | <0.005 | |
| 6/19/2018 | 0.0014 (J) | |
| 1/18/2019 | 0.0015 | |
| 6/25/2019 | 0.0023 | |
| 9/10/2019 | <0.005 | |
| 3/10/2020 | <0.005 | |
| 9/9/2020 | <0.005 | |
| 3/15/2021 | 0.0017 | |
| 8/18/2021 | 0.0012 | |
| 3/2/2022 | <0.005 | |
| 8/9/2022 | <0.005 | |
| 2/13/2023 | <0.005 | |
| 8/8/2023 | <0.005 | |
| 2/14/2024 | <0.005 | |
| 7/30/2024 | <0.005 | |
| 2/11/2025 | <0.005 | |
| 8/12/2025 | <0.005 | |
| 1/20/2026 | | <0.005 |

ND substitution: RL or RL/2 if <15% NDs.

# Prediction Limit

Constituent: Vanadium (mg/L) Analysis Run 3/31/2026 6:17 AM View: Appendix I

Plant Wansley Client: Southern Company Data: Wansley Landfill

| | GWC-5 | GWC-5 |
|---|---|---|
| 8/31/2011 | <0.005 | |
| 10/27/2011 | <0.005 | |
| 12/5/2011 | <0.005 | |
| 1/25/2012 | <0.005 | |
| 7/18/2012 | <0.005 | |
| 1/9/2013 | <0.005 | |
| 7/17/2013 | <0.005 | |
| 1/15/2014 | 0.0042 (J) | |
| 6/25/2014 | 0.0022 (J) | |
| 1/13/2015 | 0.004 (J) | |
| 7/24/2015 | 0.0021 (J) | |
| 1/20/2016 | 0.0035 (J) | |
| 7/21/2016 | 0.0032 | |
| 1/26/2017 | 0.0064 | |
| 6/8/2017 | 0.0046 (D) | |
| 8/3/2017 | 0.0031 | |
| 1/23/2018 | 0.0062 | |
| 6/25/2018 | 0.0021 (J) | |
| 1/30/2019 | 0.0031 | |
| 6/26/2019 | 0.0033 | |
| 9/12/2019 | 0.0031 | |
| 3/16/2020 | 0.0028 | |
| 9/9/2020 | 0.0025 | |
| 3/17/2021 | 0.0025 | |
| 8/19/2021 | 0.0026 | |
| 3/2/2022 | 0.003 | |
| 8/11/2022 | 0.0019 | |
| 2/20/2023 | 0.0029 | |
| 8/14/2023 | 0.0026 | |
| 2/14/2024 | 0.003 | |
| 7/31/2024 | 0.0024 | |
| 2/14/2025 | 0.0025 | |
| 8/18/2025 | 0.0026 (J) | |
| 1/21/2026 | | 0.0036 (J) |

ND substitution: RL or RL/2 if <15% NDs.

# Prediction Limit

Constituent: Vanadium (mg/L) Analysis Run 3/31/2026 6:17 AM View: Appendix I

Plant Wansley Client: Southern Company Data: Wansley Landfill

| | GWC-6 | GWC-6 |
|---|---|---|
| 8/31/2011 | <0.005 | |
| 10/30/2011 | <0.005 | |
| 12/5/2011 | <0.005 | |
| 1/25/2012 | <0.005 | |
| 7/24/2012 | <0.005 | |
| 1/8/2013 | <0.005 | |
| 7/9/2013 | <0.005 | |
| 1/15/2014 | 0.002 (J) | |
| 6/25/2014 | <0.005 | |
| 1/20/2015 | <0.005 | |
| 7/24/2015 | <0.005 | |
| 1/20/2016 | <0.005 | |
| 7/21/2016 | 0.0046 | |
| 1/26/2017 | 0.0064 | |
| 6/8/2017 | 0.00215 (JD) | |
| 8/3/2017 | <0.005 | |
| 1/23/2018 | 0.0038 | |
| 6/25/2018 | <0.005 | |
| 1/30/2019 | 0.0015 | |
| 6/26/2019 | 0.0016 | |
| 9/12/2019 | <0.005 | |
| 3/16/2020 | <0.005 | |
| 9/11/2020 | <0.005 | |
| 3/17/2021 | <0.005 | |
| 8/18/2021 | <0.005 | |
| 3/2/2022 | <0.005 | |
| 8/11/2022 | <0.005 | |
| 2/20/2023 | <0.005 | |
| 8/14/2023 | <0.005 | |
| 2/14/2024 | <0.005 | |
| 8/1/2024 | <0.005 | |
| 2/18/2025 | 0.0015 (J) | |
| 8/15/2025 | <0.005 | |
| 1/20/2026 | | <0.005 |

ND substitution: RL or RL/2 if <15% NDs.

# Prediction Limit

Constituent: Vanadium (mg/L) Analysis Run 3/31/2026 6:17 AM View: Appendix I

Plant Wansley Client: Southern Company Data: Wansley Landfill

| | GWC-7 | GWC-7 |
|---|---|---|
| 9/7/2011 | <0.0025 | |
| 10/30/2011 | <0.0025 | |
| 12/5/2011 | <0.0025 | |
| 1/25/2012 | <0.0025 | |
| 7/18/2012 | <0.0025 | |
| 1/7/2013 | <0.0025 | |
| 7/9/2013 | <0.0025 | |
| 1/14/2014 | <0.0025 | |
| 6/24/2014 | 0.00087 (J) | |
| 1/20/2015 | 0.00094 (J) | |
| 7/27/2015 | <0.0025 | |
| 1/26/2016 | 0.0011 (J) | |
| 7/22/2016 | 0.0031 | |
| 1/26/2017 | 0.0057 | |
| 6/8/2017 | 0.00225 (JD) | |
| 8/4/2017 | <0.0025 | |
| 1/23/2018 | 0.0042 | |
| 6/25/2018 | 0.0035 | |
| 1/21/2019 | 0.003 | |
| 6/25/2019 | 0.0035 | |
| 9/10/2019 | 0.0024 | |
| 3/12/2020 | 0.0019 | |
| 9/14/2020 | 0.0017 | |
| 3/16/2021 | 0.0025 | |
| 8/19/2021 | 0.002 | |
| 3/2/2022 | 0.0031 | |
| 8/11/2022 | 0.0023 | |
| 2/21/2023 | 0.0029 | |
| 8/9/2023 | 0.0033 | |
| 2/21/2024 | 0.0029 | |
| 8/1/2024 | 0.0032 | |
| 2/13/2025 | 0.0031 | |
| 8/18/2025 | 0.0032 (J) | |
| 1/22/2026 | | 0.0041 (J) |

ND substitution: RL or RL/2 if <15% NDs.

# Prediction Limit

Constituent: Vanadium (mg/L) Analysis Run 3/31/2026 6:17 AM View: Appendix I

Plant Wansley Client: Southern Company Data: Wansley Landfill

| | GWC-8 | GWC-8 |
|---|---|---|
| 9/7/2011 | <0.005 | |
| 10/30/2011 | <0.005 | |
| 12/5/2011 | <0.005 | |
| 1/19/2012 | <0.005 | |
| 7/18/2012 | <0.005 | |
| 1/7/2013 | <0.005 | |
| 7/9/2013 | <0.005 | |
| 1/14/2014 | <0.005 | |
| 6/24/2014 | 0.0014 (J) | |
| 1/20/2015 | 0.0013 (J) | |
| 7/27/2015 | <0.005 | |
| 1/26/2016 | <0.005 | |
| 7/26/2016 | <0.005 | |
| 1/26/2017 | 0.0038 | |
| 6/8/2017 | 0.004 (D) | |
| 8/7/2017 | <0.005 | |
| 1/24/2018 | <0.005 | |
| 6/21/2018 | 0.0015 (J) | |
| 1/22/2019 | 0.0015 | |
| 6/25/2019 | 0.0026 | |
| 9/10/2019 | 0.0014 | |
| 3/12/2020 | <0.005 | |
| 9/14/2020 | <0.005 | |
| 3/16/2021 | 0.0014 | |
| 8/20/2021 | 0.0012 | |
| 3/2/2022 | 0.0013 | |
| 8/11/2022 | <0.005 | |
| 2/15/2023 | 0.00096 (J) | |
| 8/9/2023 | 0.00063 (J) | |
| 2/21/2024 | 0.00079 (J) | |
| 7/30/2024 | 0.00071 (J) | |
| 2/13/2025 | <0.005 | |
| 8/13/2025 | <0.005 | |
| 1/22/2026 | | 0.0017 (J) |

ND substitution: RL or RL/2 if <15% NDs.

# Prediction Limit

Constituent: Vanadium (mg/L) Analysis Run 3/31/2026 6:17 AM View: Appendix I

Plant Wansley Client: Southern Company Data: Wansley Landfill

| | GWC-9 | GWC-9 |
|---|---|---|
| 9/7/2011 | <0.005 | |
| 10/30/2011 | <0.005 | |
| 12/4/2011 | <0.005 | |
| 1/19/2012 | <0.005 | |
| 7/18/2012 | <0.005 | |
| 1/8/2013 | <0.005 | |
| 7/9/2013 | <0.005 | |
| 1/14/2014 | 0.0022 (J) | |
| 6/24/2014 | 0.0022 (J) | |
| 1/20/2015 | 0.0025 (J) | |
| 7/27/2015 | 0.0024 (J) | |
| 1/26/2016 | <0.005 | |
| 7/25/2016 | <0.005 | |
| 1/31/2017 | <0.005 | |
| 8/7/2017 | <0.005 | |
| 1/24/2018 | <0.005 | |
| 6/21/2018 | <0.005 | |
| 1/22/2019 | 0.0014 | |
| 6/25/2019 | 0.002 | |
| 9/16/2019 | 0.0014 | |
| 3/16/2020 | <0.005 | |
| 9/11/2020 | <0.005 | |
| 3/16/2021 | 0.0011 | |
| 8/25/2021 | <0.005 | |
| 3/9/2022 | <0.005 | |
| 8/16/2022 | 0.0015 | |
| 2/15/2023 | 0.0009 (J) | |
| 8/9/2023 | 0.00064 (J) | |
| 2/19/2024 | 0.0007 (J) | |
| 7/31/2024 | 0.0012 (J) | |
| 2/18/2025 | 0.002 | |
| 8/13/2025 | <0.005 | |
| 1/22/2026 | | <0.005 |

ND substitution: RL or RL/2 if <15% NDs.

# Prediction Limit

Constituent: Vanadium (mg/L) Analysis Run 3/31/2026 6:17 AM View: Appendix I

Plant Wansley Client: Southern Company Data: Wansley Landfill

| | GWC-10 | GWC-10 |
|---|---|---|
| 1/25/2016 | <0.005 | |
| 7/27/2016 | 0.0055 | |
| 2/1/2017 | 0.0032 | |
| 6/9/2017 | <0.005 | |
| 8/8/2017 | <0.005 | |
| 1/25/2018 | 0.003 | |
| 6/21/2018 | 0.0018 (J) | |
| 1/31/2019 | 0.0015 | |
| 6/26/2019 | 0.0014 | |
| 9/17/2019 | <0.005 | |
| 3/17/2020 | <0.005 | |
| 9/10/2020 | <0.005 | |
| 3/18/2021 | <0.005 | |
| 8/20/2021 | <0.005 | |
| 3/8/2022 | <0.005 | |
| 8/16/2022 | 0.0012 | |
| 2/15/2023 | <0.005 | |
| 8/10/2023 | <0.005 | |
| 2/20/2024 | <0.005 | |
| 7/31/2024 | <0.005 | |
| 2/19/2025 | 0.0027 | |
| 8/19/2025 | <0.005 | |
| 1/21/2026 | | <0.005 |

ND substitution: RL or RL/2 if <15% NDs.

# Prediction Limit

Constituent: Vanadium (mg/L) Analysis Run 3/31/2026 6:17 AM View: Appendix I

Plant Wansley Client: Southern Company Data: Wansley Landfill

| | GWC-11 | GWC-11 |
|---|---|---|
| 9/13/2011 | 0.0064 | |
| 10/28/2011 | <0.0025 | |
| 12/4/2011 | <0.0025 | |
| 2/9/2012 | <0.0025 | |
| 7/18/2012 | 0.0062 | |
| 1/8/2013 | <0.0025 | |
| 7/9/2013 | 0.0053 | |
| 1/15/2014 | 0.0064 | |
| 6/25/2014 | 0.0064 | |
| 1/21/2015 | 0.0059 | |
| 7/28/2015 | 0.0054 | |
| 1/26/2016 | 0.0019 (J) | |
| 7/25/2016 | <0.0025 | |
| 1/31/2017 | 0.0029 | |
| 8/7/2017 | 0.0024 (J) | |
| 1/24/2018 | <0.0025 | |
| 6/20/2018 | 0.003 | |
| 1/24/2019 | 0.0032 | |
| 6/26/2019 | 0.0035 | |
| 9/16/2019 | 0.0035 | |
| 3/16/2020 | 0.0027 | |
| 9/10/2020 | 0.0028 | |
| 3/17/2021 | 0.0029 | |
| 8/23/2021 | 0.0025 | |
| 3/7/2022 | 0.0025 | |
| 8/15/2022 | 0.0023 | |
| 2/21/2023 | 0.0023 | |
| 8/14/2023 | 0.0019 (J) | |
| 2/14/2024 | 0.0026 | |
| 8/6/2024 | 0.0018 (J) | |
| 2/18/2025 | 0.0026 | |
| 8/18/2025 | 0.0026 (J) | |
| 1/21/2026 | | 0.0027 (J) |

ND substitution: RL or RL/2 if <15% NDs.

# Prediction Limit

Constituent: Vanadium (mg/L) Analysis Run 3/31/2026 6:17 AM View: Appendix I

Plant Wansley Client: Southern Company Data: Wansley Landfill

| | GWC-12 | GWC-12 |
|---|---|---|
| 9/13/2011 | <0.005 | |
| 10/28/2011 | <0.005 | |
| 12/4/2011 | <0.005 | |
| 1/24/2012 | <0.005 | |
| 7/11/2012 | <0.005 | |
| 1/8/2013 | <0.005 | |
| 7/10/2013 | <0.005 | |
| 1/21/2014 | <0.005 | |
| 7/1/2014 | <0.005 | |
| 1/21/2015 | <0.005 | |
| 7/28/2015 | <0.005 | |
| 1/26/2016 | <0.005 | |
| 7/22/2016 | <0.005 | |
| 1/31/2017 | <0.005 | |
| 8/7/2017 | <0.005 | |
| 1/24/2018 | <0.005 | |
| 6/26/2018 | <0.005 | |
| 1/25/2019 | <0.005 | |
| 6/26/2019 | 0.0013 | |
| 9/11/2019 | 0.0011 | |
| 3/18/2020 | <0.005 | |
| 9/10/2020 | <0.005 | |
| 3/16/2021 | <0.005 | |
| 8/19/2021 | <0.005 | |
| 3/7/2022 | <0.005 | |
| 8/16/2022 | <0.005 | |
| 2/15/2023 | <0.005 | |
| 8/14/2023 | <0.005 | |
| 2/20/2024 | 0.00063 (J) | |
| 8/6/2024 | <0.005 | |
| 2/17/2025 | 0.00082 (J) | |
| 8/18/2025 | <0.005 | |
| 1/21/2026 | | <0.005 |

ND substitution: RL or RL/2 if <15% NDs.

# Prediction Limit

Constituent: Vanadium (mg/L) Analysis Run 3/31/2026 6:17 AM View: Appendix I

Plant Wansley Client: Southern Company Data: Wansley Landfill

| | GWC-13 | GWC-13 |
|---|---|---|
| 9/13/2011 | <0.005 | |
| 10/28/2011 | <0.005 | |
| 12/4/2011 | <0.005 | |
| 1/24/2012 | <0.005 | |
| 7/11/2012 | <0.005 | |
| 1/8/2013 | <0.005 | |
| 7/10/2013 | <0.005 | |
| 1/21/2014 | <0.005 | |
| 7/1/2014 | <0.005 | |
| 1/21/2015 | <0.005 | |
| 7/28/2015 | <0.005 | |
| 1/27/2016 | <0.005 | |
| 7/26/2016 | <0.005 | |
| 1/31/2017 | 0.0015 (J) | |
| 8/4/2017 | <0.005 | |
| 1/25/2018 | <0.005 | |
| 6/20/2018 | <0.005 | |
| 1/22/2019 | 0.0015 | |
| 6/25/2019 | 0.0021 | |
| 9/12/2019 | 0.0015 | |
| 3/12/2020 | <0.005 | |
| 9/10/2020 | <0.005 | |
| 3/17/2021 | <0.005 | |
| 8/23/2021 | <0.005 | |
| 3/8/2022 | <0.005 | |
| 8/15/2022 | <0.005 | |
| 2/21/2023 | <0.005 | |
| 8/16/2023 | <0.005 | |
| 2/19/2024 | 0.00069 (J) | |
| 8/5/2024 | <0.005 | |
| 2/18/2025 | 0.0023 | |
| 8/19/2025 | <0.005 | |
| 1/21/2026 | | <0.005 |

ND substitution: RL or RL/2 if <15% NDs.

# Prediction Limit

Constituent: Vanadium (mg/L) Analysis Run 3/31/2026 6:17 AM View: Appendix I

Plant Wansley Client: Southern Company Data: Wansley Landfill

| | GWC-14 | GWC-14 |
|---|---|---|
| 9/13/2011 | <0.005 | |
| 10/27/2011 | <0.005 | |
| 12/3/2011 | <0.005 | |
| 1/24/2012 | <0.005 | |
| 7/11/2012 | <0.005 | |
| 1/8/2013 | <0.005 | |
| 7/10/2013 | <0.005 | |
| 1/21/2014 | <0.005 | |
| 7/1/2014 | <0.005 | |
| 1/14/2015 | <0.005 | |
| 7/22/2015 | <0.005 | |
| 1/27/2016 | <0.005 | |
| 7/26/2016 | <0.005 | |
| 2/1/2017 | 0.002 (J) | |
| 6/8/2017 | <0.005 | |
| 8/7/2017 | <0.005 | |
| 1/25/2018 | <0.005 | |
| 6/20/2018 | 0.0016 (J) | |
| 1/22/2019 | <0.005 | |
| 6/25/2019 | 0.0014 | |
| 9/12/2019 | 0.0012 | |
| 3/17/2020 | <0.005 | |
| 9/10/2020 | <0.005 | |
| 3/17/2021 | <0.005 | |
| 8/23/2021 | <0.005 | |
| 3/7/2022 | <0.005 | |
| 8/16/2022 | <0.005 | |
| 2/17/2023 | <0.005 | |
| 8/14/2023 | <0.005 | |
| 2/19/2024 | <0.005 | |
| 8/6/2024 | <0.005 | |
| 2/17/2025 | <0.005 | |
| 8/19/2025 | <0.005 | |
| 1/20/2026 | | <0.005 |

ND substitution: RL or RL/2 if <15% NDs.

# Prediction Limit

Constituent: Vanadium (mg/L) Analysis Run 3/31/2026 6:17 AM View: Appendix I

Plant Wansley Client: Southern Company Data: Wansley Landfill

| | GWC-15 | GWC-15 |
|---|---|---|
| 9/16/2011 | <0.005 | |
| 10/27/2011 | <0.005 | |
| 12/3/2011 | <0.005 | |
| 2/9/2012 | <0.005 | |
| 7/11/2012 | <0.005 | |
| 1/8/2013 | <0.005 | |
| 7/2/2013 | <0.005 | |
| 1/21/2014 | <0.005 | |
| 6/24/2014 | <0.005 | |
| 1/14/2015 | <0.005 | |
| 7/22/2015 | <0.005 | |
| 1/27/2016 | <0.005 | |
| 7/26/2016 | 0.002 (J) | |
| 2/1/2017 | 0.0016 (J) | |
| 6/8/2017 | 0.0023 (JD) | |
| 8/4/2017 | <0.005 | |
| 1/25/2018 | 0.003 | |
| 6/20/2018 | <0.005 | |
| 1/22/2019 | 0.0012 | |
| 6/25/2019 | 0.0019 | |
| 9/17/2019 | 0.0013 | |
| 3/16/2020 | <0.005 | |
| 9/10/2020 | <0.005 | |
| 3/18/2021 | <0.005 | |
| 8/24/2021 | 0.0012 | |
| 3/7/2022 | <0.005 | |
| 8/16/2022 | <0.005 | |
| 2/21/2023 | <0.005 | |
| 8/14/2023 | <0.005 | |
| 2/21/2024 | <0.005 | |
| 8/6/2024 | <0.005 | |
| 2/18/2025 | 0.0026 | |
| 8/18/2025 | <0.005 | |
| 1/21/2026 | | 0.0014 (J) |

ND substitution: RL or RL/2 if <15% NDs.

# Prediction Limit

Constituent: Vanadium (mg/L) Analysis Run 3/31/2026 6:17 AM View: Appendix I

Plant Wansley Client: Southern Company Data: Wansley Landfill

| | GWC-16 | GWC-16 |
|---|---|---|
| 8/30/2011 | 0.0028 | |
| 10/26/2011 | <0.005 | |
| 12/3/2011 | <0.005 | |
| 1/25/2012 | <0.005 | |
| 7/11/2012 | <0.005 | |
| 1/8/2013 | <0.005 | |
| 7/2/2013 | <0.005 | |
| 1/14/2014 | 0.0036 (J) | |
| 6/25/2014 | 0.0033 (J) | |
| 1/13/2015 | 0.0037 (J) | |
| 7/22/2015 | 0.0031 (J) | |
| 1/27/2016 | 0.0035 (J) | |
| 7/27/2016 | 0.0038 | |
| 2/1/2017 | 0.0067 | |
| 6/8/2017 | 0.0036 (D) | |
| 8/7/2017 | 0.005 | |
| 1/25/2018 | 0.0058 | |
| 6/20/2018 | 0.0039 | |
| 1/25/2019 | 0.0052 | |
| 6/25/2019 | 0.0056 | |
| 9/11/2019 | 0.0048 | |
| 3/17/2020 | 0.0044 | |
| 9/11/2020 | 0.0039 | |
| 3/17/2021 | 0.004 | |
| 8/20/2021 | 0.0047 | |
| 3/8/2022 | 0.0039 | |
| 8/16/2022 | 0.0043 | |
| 2/20/2023 | 0.004 | |
| 8/14/2023 | 0.0044 | |
| 2/21/2024 | 0.0038 | |
| 8/5/2024 | 0.0031 | |
| 2/11/2025 | 0.0059 | |
| 8/15/2025 | 0.0042 (J) | |
| 1/21/2026 | | 0.005 |

ND substitution: RL or RL/2 if <15% NDs.

# Prediction Limit

Constituent: Vanadium (mg/L) Analysis Run 3/31/2026 6:17 AM View: Appendix I

Plant Wansley Client: Southern Company Data: Wansley Landfill

| | GWC-17 | GWC-17 |
|---|---|---|
| 8/30/2011 | <0.002 | |
| 10/26/2011 | <0.002 | |
| 10/27/2011 | <0.002 | |
| 12/3/2011 | <0.002 | |
| 1/25/2012 | <0.002 | |
| 7/11/2012 | <0.002 | |
| 1/8/2013 | <0.002 | |
| 7/16/2013 | <0.002 | |
| 1/14/2014 | 0.0019 (J) | |
| 6/25/2014 | 0.001 (J) | |
| 1/14/2015 | 0.0014 (J) | |
| 7/28/2015 | 0.0027 (J) | |
| 1/27/2016 | 0.0018 (J) | |
| 7/27/2016 | 0.0035 | |
| 2/1/2017 | 0.0044 | |
| 6/8/2017 | 0.00315 (D) | |
| 8/7/2017 | <0.002 | |
| 1/25/2018 | 0.0042 | |
| 6/26/2018 | 0.0023 (J) | |
| 1/24/2019 | 0.0027 | |
| 6/25/2019 | 0.005 | |
| 9/11/2019 | 0.0023 | |
| 3/17/2020 | 0.0024 | |
| 9/14/2020 | 0.0017 | |
| 3/16/2021 | 0.0023 | |
| 8/20/2021 | 0.0032 | |
| 3/8/2022 | 0.0019 | |
| 5/4/2022 | 0.0031 | |
| 8/11/2022 | 0.002 | |
| 2/20/2023 | 0.0021 | |
| 8/10/2023 | 0.0024 | |
| 2/20/2024 | <0.002 | |
| 8/7/2024 | 0.0021 | |
| 2/13/2025 | 0.0015 (J) | |
| 8/13/2025 | 0.002 (J) | |
| 1/21/2026 | | 0.0022 (J) |

ND substitution: RL or RL/2 if <15% NDs.

# Prediction Limit

Constituent: Vanadium (mg/L) Analysis Run 3/31/2026 6:17 AM View: Appendix I

Plant Wansley Client: Southern Company Data: Wansley Landfill

| | GWC-18 | GWC-18 |
|---|---|---|
| 8/30/2011 | <0.005 | |
| 10/26/2011 | <0.005 | |
| 12/3/2011 | <0.005 | |
| 2/9/2012 | <0.005 | |
| 7/11/2012 | <0.005 | |
| 1/8/2013 | <0.005 | |
| 7/16/2013 | <0.005 | |
| 1/14/2014 | 0.0022 (J) | |
| 6/24/2014 | <0.005 | |
| 1/13/2015 | 0.00084 (J) | |
| 7/23/2015 | <0.005 | |
| 1/27/2016 | 0.00096 (J) | |
| 7/25/2016 | <0.005 | |
| 2/1/2017 | 0.0036 | |
| 6/8/2017 | 0.0017 (JD) | |
| 8/7/2017 | <0.005 | |
| 1/25/2018 | <0.005 | |
| 6/21/2018 | <0.005 | |
| 1/28/2019 | 0.0015 | |
| 6/27/2019 | 0.0031 | |
| 9/11/2019 | 0.0017 | |
| 3/17/2020 | 0.0015 | |
| 9/14/2020 | 0.0018 | |
| 3/16/2021 | 0.0017 | |
| 8/24/2021 | 0.0019 | |
| 3/8/2022 | 0.0014 | |
| 8/11/2022 | 0.0011 | |
| 2/20/2023 | 0.0011 (J) | |
| 8/9/2023 | 0.0015 (J) | |
| 2/21/2024 | 0.00092 (J) | |
| 8/7/2024 | 0.00069 (J) | |
| 2/13/2025 | 0.00098 (J) | |
| 8/13/2025 | <0.005 | |
| 1/21/2026 | | 0.002 (J) |

ND substitution: RL or RL/2 if <15% NDs.

# Prediction Limit

Constituent: Vanadium (mg/L) Analysis Run 3/31/2026 6:17 AM View: Appendix I

Plant Wansley Client: Southern Company Data: Wansley Landfill

| | GWC-19 | GWC-19 |
|---|---|---|
| 8/30/2011 | <0.005 | |
| 10/26/2011 | <0.005 | |
| 12/3/2011 | <0.005 | |
| 2/8/2012 | <0.005 | |
| 7/11/2012 | <0.005 | |
| 1/8/2013 | <0.005 | |
| 7/16/2013 | <0.005 | |
| 1/21/2014 | <0.005 | |
| 6/24/2014 | <0.005 | |
| 1/13/2015 | <0.005 | |
| 7/23/2015 | 0.0016 (J) | |
| 1/27/2016 | <0.005 | |
| 7/25/2016 | 0.0015 (J) | |
| 2/2/2017 | 0.0015 (J) | |
| 8/7/2017 | 0.0016 (J) | |
| 1/25/2018 | 0.0021 (J) | |
| 6/21/2018 | <0.005 | |
| 1/28/2019 | <0.005 | |
| 6/26/2019 | 0.0023 | |
| 9/12/2019 | 0.0015 | |
| 3/18/2020 | 0.0011 | |
| 9/15/2020 | 0.0012 | |
| 3/17/2021 | 0.001 | |
| 8/24/2021 | 0.0016 | |
| 3/8/2022 | 0.0011 | |
| 5/4/2022 | <0.005 | |
| 8/11/2022 | <0.005 | |
| 2/21/2023 | <0.005 | |
| 8/9/2023 | <0.005 | |
| 2/21/2024 | <0.005 | |
| 8/6/2024 | <0.005 | |
| 2/14/2025 | <0.005 | |
| 8/13/2025 | <0.005 | |
| 1/21/2026 | | 0.0013 (J) |

ND substitution: RL or RL/2 if <15% NDs.

# Prediction Limit

Constituent: Vanadium (mg/L) Analysis Run 3/31/2026 6:17 AM View: Appendix I

Plant Wansley Client: Southern Company Data: Wansley Landfill

| | GWC-20 | GWC-20 |
|---|---|---|
| 8/31/2011 | 0.0035 | |
| 10/27/2011 | <0.005 | |
| 12/4/2011 | <0.005 | |
| 2/8/2012 | <0.005 | |
| 7/11/2012 | <0.005 | |
| 1/8/2013 | <0.005 | |
| 7/16/2013 | <0.005 | |
| 1/21/2014 | <0.005 | |
| 6/24/2014 | 0.00089 (J) | |
| 1/13/2015 | 0.0013 (J) | |
| 7/23/2015 | 0.0027 (J) | |
| 1/27/2016 | 0.0012 (J) | |
| 7/25/2016 | 0.0018 (J) | |
| 2/2/2017 | 0.0031 | |
| 8/7/2017 | 0.0041 | |
| 1/26/2018 | 0.0044 | |
| 6/21/2018 | 0.0017 (J) | |
| 1/28/2019 | 0.0019 | |
| 6/25/2019 | 0.0038 | |
| 9/11/2019 | 0.0027 | |
| 3/18/2020 | 0.0016 | |
| 9/15/2020 | 0.0021 | |
| 3/16/2021 | 0.0019 | |
| 8/24/2021 | 0.0018 | |
| 3/7/2022 | 0.0017 | |
| 8/16/2022 | 0.0026 | |
| 2/22/2023 | 0.0014 (J) | |
| 8/9/2023 | 0.0015 (J) | |
| 2/20/2024 | 0.0013 (J) | |
| 8/2/2024 | 0.0019 (J) | |
| 2/14/2025 | <0.005 | |
| 8/12/2025 | 0.0021 (J) | |
| 1/21/2026 | | <0.005 |

ND substitution: RL or RL/2 if <15% NDs.

# Prediction Limit

Constituent: Vanadium (mg/L) Analysis Run 3/31/2026 6:17 AM View: Appendix I

Plant Wansley Client: Southern Company Data: Wansley Landfill

| | GWC-21 | GWC-21 |
|---|---|---|
| 8/31/2011 | <0.005 | |
| 10/27/2011 | <0.005 | |
| 12/4/2011 | <0.005 | |
| 2/8/2012 | <0.005 | |
| 7/17/2012 | <0.005 | |
| 1/9/2013 | <0.005 | |
| 7/16/2013 | <0.005 | |
| 1/21/2014 | <0.005 | |
| 6/24/2014 | <0.005 | |
| 1/13/2015 | <0.005 | |
| 7/23/2015 | <0.005 | |
| 1/26/2016 | <0.005 | |
| 7/26/2016 | <0.005 | |
| 2/2/2017 | 0.0028 | |
| 8/7/2017 | 0.0014 (J) | |
| 1/26/2018 | <0.005 | |
| 6/20/2018 | <0.005 | |
| 1/24/2019 | <0.005 | |
| 6/25/2019 | 0.0021 | |
| 9/11/2019 | <0.005 | |
| 3/18/2020 | <0.005 | |
| 9/15/2020 | <0.005 | |
| 3/16/2021 | <0.005 | |
| 8/19/2021 | <0.005 | |
| 3/7/2022 | <0.005 | |
| 8/16/2022 | <0.005 | |
| 2/21/2023 | <0.005 | |
| 8/9/2023 | <0.005 | |
| 2/19/2024 | <0.005 | |
| 7/30/2024 | <0.005 | |
| 2/11/2025 | <0.005 | |
| 8/12/2025 | 0.0013 (J) | |
| 1/20/2026 | | <0.005 |

ND substitution: RL or RL/2 if <15% NDs.

# Prediction Limit

Constituent: Vanadium (mg/L) Analysis Run 3/31/2026 6:17 AM View: Appendix I

Plant Wansley Client: Southern Company Data: Wansley Landfill

| | GWC-22 | GWC-22 |
|---|---|---|
| 9/15/2011 | 0.005 | |
| 10/29/2011 | <0.01 | |
| 12/13/2011 | <0.01 | |
| 1/25/2012 | <0.01 | |
| 7/18/2012 | 0.0074 | |
| 1/22/2013 | 0.0071 | |
| 7/16/2013 | 0.0075 | |
| 1/21/2014 | 0.0061 | |
| 6/25/2014 | 0.007 | |
| 1/14/2015 | 0.0063 | |
| 7/23/2015 | 0.0066 | |
| 1/26/2016 | 0.0058 | |
| 7/26/2016 | 0.0056 | |
| 2/3/2017 | 0.0082 | |
| 8/8/2017 | 0.0058 | |
| 1/25/2018 | 0.0063 | |
| 6/20/2018 | 0.006 | |
| 1/24/2019 | 0.0065 | |
| 6/25/2019 | 0.0092 | |
| 9/10/2019 | 0.0082 | |
| 3/18/2020 | 0.0069 | |
| 9/10/2020 | 0.0061 | |
| 3/15/2021 | 0.0068 | |
| 8/19/2021 | 0.0063 | |
| 3/8/2022 | 0.009 | |
| 5/4/2022 | 0.0082 | |
| 8/17/2022 | 0.0067 | |
| 2/14/2023 | 0.005 | |
| 8/14/2023 | 0.0061 | |
| 2/14/2024 | 0.0067 | |
| 8/6/2024 | 0.0059 | |
| 2/11/2025 | 0.0065 | |
| 8/12/2025 | 0.0063 | |
| 1/20/2026 | | 0.0047 (J) |

ND substitution: RL or RL/2 if <15% NDs.

# Prediction Limit

Constituent: Vanadium (mg/L) Analysis Run 3/31/2026 6:17 AM View: Appendix I

Plant Wansley Client: Southern Company Data: Wansley Landfill

| | GWC-23 | GWC-23 |
|---|---|---|
| 9/16/2011 | <0.005 | |
| 10/29/2011 | <0.005 | |
| 12/13/2011 | <0.005 | |
| 1/31/2012 | <0.005 | |
| 7/18/2012 | <0.005 | |
| 1/22/2013 | <0.005 | |
| 7/23/2013 | <0.005 | |
| 1/22/2014 | <0.005 | |
| 7/1/2014 | <0.005 | |
| 1/22/2015 | <0.005 | |
| 7/29/2015 | 0.0011 (J) | |
| 1/21/2016 | <0.005 | |
| 7/27/2016 | <0.005 | |
| 2/3/2017 | 0.0016 (J) | |
| 8/8/2017 | <0.005 | |
| 1/25/2018 | 0.0014 (J) | |
| 6/20/2018 | <0.005 | |
| 1/25/2019 | 0.0012 | |
| 6/26/2019 | 0.0019 | |
| 9/12/2019 | 0.001 | |
| 3/18/2020 | <0.005 | |
| 9/10/2020 | <0.005 | |
| 3/18/2021 | 0.001 | |
| 8/23/2021 | <0.005 | |
| 3/9/2022 | 0.00093 (J) | |
| 8/16/2022 | <0.005 | |
| 2/21/2023 | <0.005 | |
| 8/15/2023 | <0.005 | |
| 2/19/2024 | 0.00072 (J) | |
| 7/30/2024 | <0.005 | |
| 2/11/2025 | <0.005 | |
| 8/12/2025 | <0.005 | |
| 1/22/2026 | | <0.005 |

ND substitution: RL or RL/2 if <15% NDs.

# Prediction Limit

Constituent: Vanadium (mg/L) Analysis Run 3/31/2026 6:17 AM View: Appendix I

Plant Wansley Client: Southern Company Data: Wansley Landfill

| | GWC-24 | GWC-24 |
|---|---|---|
| 7/8/2014 | <0.005 | |
| 7/31/2015 | <0.005 | |
| 1/20/2016 | <0.005 | |
| 7/27/2016 | <0.005 | |
| 2/3/2017 | 0.0015 (J) | |
| 8/8/2017 | <0.005 | |
| 1/25/2018 | <0.005 | |
| 6/27/2018 | <0.005 | |
| 1/31/2019 | 0.0015 | |
| 6/26/2019 | 0.0014 | |
| 9/11/2019 | <0.005 | |
| 3/12/2020 | <0.005 | |
| 9/15/2020 | <0.005 | |
| 3/18/2021 | <0.005 | |
| 8/19/2021 | <0.005 | |
| 3/10/2022 | <0.005 | |
| 8/18/2022 | 0.00094 (J) | |
| 2/16/2023 | <0.005 | |
| 8/16/2023 | <0.005 | |
| 2/22/2024 | <0.005 | |
| 8/6/2024 | <0.005 | |
| 2/14/2025 | <0.005 | |
| 8/14/2025 | <0.005 | |
| 1/21/2026 | | <0.005 |

ND substitution: RL or RL/2 if <15% NDs.

# Prediction Limit

Constituent: Vanadium (mg/L) Analysis Run 3/31/2026 6:17 AM View: Appendix I

Plant Wansley Client: Southern Company Data: Wansley Landfill

| | GWC-25 | GWC-25 |
|---|---|---|
| 9/17/2011 | 0.0074 (O) | |
| 10/31/2011 | <0.005 | |
| 12/14/2011 | <0.005 | |
| 2/7/2012 | <0.005 | |
| 7/17/2012 | <0.005 | |
| 7/24/2013 | <0.005 | |
| 1/23/2014 | 0.00082 (J) | |
| 7/8/2014 | <0.005 | |
| 1/21/2015 | 0.0013 (J) | |
| 7/30/2015 | 0.0018 (J) | |
| 1/21/2016 | 0.0017 (J) | |
| 7/27/2016 | <0.005 | |
| 1/24/2017 | 0.0077 (O) | |
| 8/3/2017 | <0.005 | |
| 1/25/2018 | <0.005 | |
| 6/27/2018 | <0.005 | |
| 1/24/2019 | 0.0018 | |
| 6/25/2019 | 0.0019 | |
| 9/11/2019 | 0.0013 | |
| 3/12/2020 | 0.0011 | |
| 9/14/2020 | <0.005 | |
| 3/17/2021 | <0.005 | |
| 8/19/2021 | <0.005 | |
| 3/8/2022 | <0.005 | |
| 8/10/2022 | <0.005 | |
| 2/21/2023 | <0.005 | |
| 8/15/2023 | <0.005 | |
| 2/21/2024 | <0.005 | |
| 8/1/2024 | <0.005 | |
| 2/14/2025 | <0.005 | |
| 8/13/2025 | <0.005 | |
| 1/21/2026 | | <0.005 |

ND substitution: RL or RL/2 if <15% NDs.

# Prediction Limit

Constituent: Vanadium (mg/L) Analysis Run 3/31/2026 6:17 AM View: Appendix I

Plant Wansley Client: Southern Company Data: Wansley Landfill

| | GWC-26 | GWC-26 |
|---|---|---|
| 9/17/2011 | <0.005 | |
| 10/29/2011 | <0.005 | |
| 12/14/2011 | <0.005 | |
| 2/7/2012 | <0.005 | |
| 7/17/2012 | <0.005 | |
| 1/24/2013 | <0.005 | |
| 7/24/2013 | <0.005 | |
| 1/23/2014 | <0.005 | |
| 7/8/2014 | <0.005 | |
| 1/21/2015 | <0.005 | |
| 7/31/2015 | <0.005 | |
| 1/25/2016 | <0.005 | |
| 7/26/2016 | <0.005 | |
| 1/19/2017 | <0.005 | |
| 8/3/2017 | <0.005 | |
| 1/22/2018 | <0.005 | |
| 6/27/2018 | <0.005 | |
| 1/24/2019 | 0.0013 | |
| 6/25/2019 | 0.0024 | |
| 9/12/2019 | 0.0014 | |
| 3/13/2020 | <0.005 | |
| 9/15/2020 | <0.005 | |
| 3/17/2021 | <0.005 | |
| 8/19/2021 | <0.005 | |
| 3/9/2022 | <0.005 | |
| 8/10/2022 | <0.005 | |
| 2/21/2023 | <0.005 | |
| 8/16/2023 | <0.005 | |
| 2/20/2024 | <0.005 | |
| 8/2/2024 | <0.005 | |
| 2/13/2025 | <0.005 | |
| 8/13/2025 | <0.005 | |
| 1/22/2026 | | <0.005 |

ND substitution: RL or RL/2 if <15% NDs.

# Prediction Limit

Constituent: Vanadium (mg/L) Analysis Run 3/31/2026 6:17 AM View: Appendix I

Plant Wansley Client: Southern Company Data: Wansley Landfill

| | GWC-27 | GWC-27 |
|---|---|---|
| 9/17/2011 | <0.005 | |
| 10/29/2011 | <0.005 | |
| 12/14/2011 | <0.005 | |
| 1/25/2012 | <0.005 | |
| 7/17/2012 | <0.005 | |
| 1/24/2013 | <0.005 | |
| 7/24/2013 | <0.005 | |
| 1/23/2014 | <0.005 | |
| 7/8/2014 | <0.005 | |
| 1/21/2015 | <0.005 | |
| 7/30/2015 | <0.005 | |
| 1/22/2016 | <0.005 | |
| 7/26/2016 | <0.005 | |
| 1/20/2017 | <0.005 | |
| 8/3/2017 | <0.005 | |
| 1/19/2018 | <0.005 | |
| 6/27/2018 | <0.005 | |
| 1/24/2019 | <0.005 | |
| 6/26/2019 | 0.0011 | |
| 9/12/2019 | <0.005 | |
| 3/12/2020 | <0.005 | |
| 9/9/2020 | <0.005 | |
| 3/18/2021 | <0.005 | |
| 8/23/2021 | <0.005 | |
| 3/8/2022 | 0.00085 (J) | |
| 8/10/2022 | <0.005 | |
| 2/20/2023 | <0.005 | |
| 8/15/2023 | <0.005 | |
| 2/20/2024 | <0.005 | |
| 7/30/2024 | <0.005 | |
| 2/11/2025 | <0.005 | |
| 8/13/2025 | <0.005 | |
| 1/21/2026 | | <0.005 |

ND substitution: RL or RL/2 if <15% NDs.

# Prediction Limit

Constituent: Vanadium (mg/L) Analysis Run 3/31/2026 6:17 AM View: Appendix I

Plant Wansley Client: Southern Company Data: Wansley Landfill

| | GWC-30 | GWC-30 |
|---|---|---|
| 9/15/2011 | <0.005 | |
| 10/28/2011 | <0.005 | |
| 12/13/2011 | <0.005 | |
| 2/8/2012 | <0.005 | |
| 7/18/2012 | <0.005 | |
| 1/24/2013 | <0.005 | |
| 7/24/2013 | <0.005 | |
| 1/23/2014 | <0.005 | |
| 7/1/2014 | <0.005 | |
| 1/20/2015 | <0.005 | |
| 7/30/2015 | <0.005 | |
| 1/19/2016 | 0.001 (J) | |
| 7/21/2016 | <0.005 | |
| 1/24/2017 | 0.0059 (O) | |
| 6/7/2017 | 0.00235 (JD) | |
| 8/4/2017 | 0.0018 (J) | |
| 1/24/2018 | <0.005 | |
| 6/21/2018 | 0.0031 | |
| 1/30/2019 | 0.0021 | |
| 6/27/2019 | 0.0029 | |
| 9/10/2019 | 0.0018 | |
| 3/11/2020 | 0.00099 (J) | |
| 9/10/2020 | 0.0012 | |
| 3/18/2021 | 0.0014 | |
| 8/23/2021 | 0.0015 | |
| 3/2/2022 | 0.0013 | |
| 8/10/2022 | <0.005 | |
| 2/14/2023 | 0.00085 (J) | |
| 8/16/2023 | 0.00074 (J) | |
| 2/21/2024 | 0.0011 (J) | |
| 8/5/2024 | <0.005 | |
| 2/13/2025 | 0.00084 (J) | |
| 8/14/2025 | <0.005 | |
| 1/21/2026 | | <0.005 |

ND substitution: RL or RL/2 if <15% NDs.

# Prediction Limit

Constituent: Vanadium (mg/L) Analysis Run 3/31/2026 6:17 AM View: Appendix I

Plant Wansley Client: Southern Company Data: Wansley Landfill

| | GWC-31 | GWC-31 |
|---|---|---|
| 9/17/2011 | <0.005 | |
| 10/31/2011 | <0.005 | |
| 2/7/2012 | <0.005 | |
| 1/23/2013 | <0.005 | |
| 1/23/2014 | 0.00068 (J) | |
| 7/1/2014 | <0.005 | |
| 1/21/2015 | <0.005 | |
| 1/25/2016 | <0.005 | |
| 7/27/2016 | <0.005 | |
| 1/25/2017 | 0.0043 | |
| 6/8/2017 | 0.00195 (JD) | |
| 8/4/2017 | <0.005 | |
| 1/23/2018 | 0.0023 (J) | |
| 6/27/2018 | <0.005 | |
| 1/31/2019 | 0.0014 | |
| 6/26/2019 | 0.0015 | |
| 9/11/2019 | 0.0025 | |
| 3/17/2020 | <0.005 | |
| 9/11/2020 | <0.005 | |
| 3/16/2021 | <0.005 | |
| 8/25/2021 | 0.001 | |
| 3/10/2022 | 0.0012 | |
| 5/4/2022 | 0.00084 (J) | |
| 8/16/2022 | 0.0014 | |
| 2/22/2023 | <0.005 | |
| 8/16/2023 | 0.0015 (J) | |
| 2/21/2024 | 0.00064 (J) | |
| 8/2/2024 | <0.005 | |
| 2/18/2025 | 0.0014 (J) | |
| 8/15/2025 | <0.005 | |
| 2/11/2026 | | 0.0017 (J) |

ND substitution: RL or RL/2 if <15% NDs.

# Prediction Limit

Constituent: Vanadium (mg/L) Analysis Run 3/31/2026 6:17 AM View: Appendix I

Plant Wansley Client: Southern Company Data: Wansley Landfill

| | GWC-32 | GWC-32 |
|---|---|---|
| 9/15/2011 | <0.005 | |
| 10/31/2011 | <0.005 | |
| 12/13/2011 | <0.005 | |
| 2/1/2012 | <0.005 | |
| 7/17/2012 | <0.005 | |
| 1/23/2013 | <0.005 | |
| 7/24/2013 | <0.005 | |
| 1/23/2014 | <0.005 | |
| 7/1/2014 | <0.005 | |
| 1/20/2015 | <0.005 | |
| 7/30/2015 | <0.005 | |
| 1/25/2016 | <0.005 | |
| 7/22/2016 | <0.005 | |
| 1/26/2017 | 0.0016 (J) | |
| 6/8/2017 | <0.005 (D) | |
| 8/3/2017 | <0.005 | |
| 1/23/2018 | 0.003 | |
| 6/26/2018 | <0.005 | |
| 1/30/2019 | 0.0012 | |
| 6/27/2019 | 0.0021 | |
| 9/12/2019 | 0.0012 | |
| 3/18/2020 | <0.005 | |
| 9/15/2020 | <0.005 | |
| 3/17/2021 | 0.0011 | |
| 8/24/2021 | 0.0011 | |
| 3/9/2022 | <0.005 | |
| 8/10/2022 | <0.005 | |
| 2/15/2023 | <0.005 | |
| 8/15/2023 | <0.005 | |
| 2/20/2024 | <0.005 | |
| 8/6/2024 | <0.005 | |
| 2/19/2025 | 0.0037 | |
| 8/14/2025 | <0.005 | |
| 1/21/2026 | | <0.005 |

ND substitution: RL or RL/2 if <15% NDs.

# Prediction Limit

Constituent: Vanadium (mg/L) Analysis Run 3/31/2026 6:17 AM View: Appendix I

Plant Wansley Client: Southern Company Data: Wansley Landfill

| | GWC-33 | GWC-33 |
|---|---|---|
| 9/16/2011 | <0.005 | |
| 10/30/2011 | <0.005 | |
| 12/12/2011 | <0.005 | |
| 12/13/2011 | <0.005 | |
| 2/1/2012 | <0.005 | |
| 7/17/2012 | <0.005 | |
| 1/23/2013 | <0.005 | |
| 7/17/2013 | <0.005 | |
| 1/23/2014 | <0.005 | |
| 1/20/2015 | <0.005 | |
| 7/29/2015 | <0.005 | |
| 1/25/2016 | <0.005 | |
| 7/22/2016 | <0.005 | |
| 1/25/2017 | 0.0052 | |
| 6/9/2017 | <0.005 | |
| 8/4/2017 | <0.005 | |
| 1/23/2018 | 0.003 | |
| 6/26/2018 | <0.005 | |
| 1/30/2019 | 0.0014 | |
| 6/26/2019 | 0.0017 | |
| 9/12/2019 | 0.0014 | |
| 3/12/2020 | <0.005 | |
| 9/16/2020 | <0.005 | |
| 3/18/2021 | <0.005 | |
| 8/24/2021 | <0.005 | |
| 3/9/2022 | <0.005 | |
| 8/15/2022 | <0.005 | |
| 2/20/2023 | <0.005 | |
| 8/15/2023 | <0.005 | |
| 2/20/2024 | <0.005 | |
| 7/31/2024 | <0.005 | |
| 2/19/2025 | 0.0031 | |
| 8/19/2025 | <0.005 | |
| 1/22/2026 | | <0.005 |

ND substitution: RL or RL/2 if <15% NDs.

# Prediction Limit

Constituent: Vanadium (mg/L) Analysis Run 3/31/2026 6:17 AM View: Appendix I

Plant Wansley Client: Southern Company Data: Wansley Landfill

| | GWC-34 | GWC-34 |
|---|---|---|
| 9/16/2011 | <0.005 | |
| 10/31/2011 | <0.005 | |
| 12/12/2011 | <0.005 | |
| 2/1/2012 | <0.005 | |
| 7/16/2012 | <0.005 | |
| 1/22/2013 | <0.005 | |
| 7/17/2013 | <0.005 | |
| 1/23/2014 | <0.005 | |
| 6/25/2014 | <0.005 | |
| 1/14/2015 | <0.005 | |
| 7/29/2015 | <0.005 | |
| 1/21/2016 | <0.005 | |
| 7/21/2016 | 0.0041 | |
| 1/25/2017 | 0.0055 | |
| 6/8/2017 | 0.00195 (JD) | |
| 8/3/2017 | <0.005 | |
| 1/23/2018 | <0.005 | |
| 6/20/2018 | <0.005 | |
| 1/28/2019 | <0.005 | |
| 6/26/2019 | 0.002 | |
| 9/11/2019 | <0.005 | |
| 3/11/2020 | <0.005 | |
| 9/11/2020 | <0.005 | |
| 3/16/2021 | <0.005 | |
| 8/24/2021 | <0.005 | |
| 3/2/2022 | <0.005 | |
| 8/10/2022 | <0.005 | |
| 2/20/2023 | <0.005 | |
| 8/16/2023 | <0.005 | |
| 2/22/2024 | <0.005 | |
| 8/5/2024 | <0.005 | |
| 2/13/2025 | <0.005 | |
| 8/14/2025 | <0.005 | |
| 1/22/2026 | | <0.005 |

ND substitution: RL or RL/2 if <15% NDs.

# Prediction Limit

Constituent: Vanadium (mg/L) Analysis Run 3/31/2026 6:17 AM View: Appendix I

Plant Wansley Client: Southern Company Data: Wansley Landfill

| | GWC-35 | GWC-35 |
|---|---|---|
| 9/16/2011 | <0.005 | |
| 10/31/2011 | <0.005 | |
| 12/12/2011 | <0.005 | |
| 2/1/2012 | <0.005 | |
| 7/16/2012 | <0.005 | |
| 1/22/2013 | <0.005 | |
| 7/2/2013 | <0.005 | |
| 1/21/2014 | <0.005 | |
| 6/25/2014 | <0.005 | |
| 1/14/2015 | <0.005 | |
| 7/28/2015 | <0.005 | |
| 1/21/2016 | <0.005 | |
| 7/21/2016 | <0.005 | |
| 1/26/2017 | 0.0026 | |
| 6/8/2017 | <0.005 (D) | |
| 8/3/2017 | <0.005 | |
| 1/23/2018 | 0.0022 (J) | |
| 6/19/2018 | 0.0019 (J) | |
| 1/21/2019 | 0.0011 | |
| 6/26/2019 | 0.0015 | |
| 9/12/2019 | <0.005 | |
| 3/11/2020 | <0.005 | |
| 9/11/2020 | <0.005 | |
| 3/16/2021 | <0.005 | |
| 8/18/2021 | <0.005 | |
| 3/2/2022 | <0.005 | |
| 8/15/2022 | <0.005 | |
| 2/20/2023 | <0.005 | |
| 8/16/2023 | <0.005 | |
| 2/22/2024 | <0.005 | |
| 8/5/2024 | <0.005 | |
| 2/18/2025 | 0.0021 | |
| 8/14/2025 | <0.005 | |
| 1/22/2026 | | <0.005 |

ND substitution: RL or RL/2 if <15% NDs.

# Prediction Limit

Constituent: Zinc (mg/L) Analysis Run 3/31/2026 6:17 AM View: Appendix I

Plant Wansley Client: Southern Company Data: Wansley Landfill

| | GWA-1 | GWA-1 |
|---|---|---|
| 9/16/2011 | 0.0071 | |
| 10/27/2011 | 0.0062 | |
| 12/13/2011 | 0.0065 | |
| 1/31/2012 | 0.0047 | |
| 7/18/2012 | 0.0044 | |
| 1/24/2013 | 0.0058 | |
| 7/17/2013 | 0.0028 | |
| 1/21/2014 | 0.0037 | |
| 6/25/2014 | 0.0026 | |
| 1/14/2015 | 0.003 | |
| 7/21/2015 | 0.0033 | |
| 1/21/2016 | 0.0043 | |
| 7/21/2016 | 0.01 (J) | |
| 1/19/2017 | 0.0077 (J) | |
| 8/3/2017 | <0.01 | |
| 1/19/2018 | <0.01 | |
| 6/19/2018 | 0.0068 (J) | |
| 1/17/2019 | 0.0037 (J) | |
| 6/24/2019 | 0.0048 (J) | |
| 9/9/2019 | 0.0064 | |
| 3/10/2020 | 0.0036 (J) | |
| 9/9/2020 | 0.078 | |
| 3/15/2021 | <0.01 | |
| 8/16/2021 | <0.01 | |
| 2/28/2022 | 0.0032 (J) | |
| 8/9/2022 | 0.0066 | |
| 2/14/2023 | 0.0048 (J) | |
| 8/9/2023 | <0.01 | |
| 2/13/2024 | 0.0041 (J) | |
| 7/30/2024 | 0.0036 (J) | |
| 2/11/2025 | 0.0034 (J) | |
| 8/12/2025 | <0.01 | |
| 1/20/2026 | | <0.01 |

ND substitution: RL or RL/2 if <15% NDs.

# Prediction Limit

Constituent: Zinc (mg/L) Analysis Run 3/31/2026 6:17 AM View: Appendix I

Plant Wansley Client: Southern Company Data: Wansley Landfill

| | GWA-2 | GWA-2 |
|---|---|---|
| 9/17/2011 | 0.0061 | |
| 10/27/2011 | 0.0059 | |
| 12/14/2011 | 0.0077 | |
| 2/7/2012 | 0.0053 | |
| 7/23/2012 | 0.0043 | |
| 1/23/2013 | 0.0054 | |
| 7/24/2013 | 0.004 | |
| 1/22/2014 | 0.0056 | |
| 7/1/2014 | 0.004 | |
| 1/22/2015 | 0.0051 | |
| 7/22/2015 | 0.0033 | |
| 1/20/2016 | 0.0029 | |
| 7/26/2016 | <0.01 | |
| 1/19/2017 | <0.01 | |
| 8/2/2017 | <0.01 | |
| 1/19/2018 | <0.01 | |
| 6/19/2018 | <0.01 | |
| 1/17/2019 | 0.0024 (J) | |
| 6/24/2019 | 0.0046 (J) | |
| 9/10/2019 | 0.0064 | |
| 3/10/2020 | <0.01 | |
| 9/10/2020 | <0.01 | |
| 3/15/2021 | <0.01 | |
| 8/18/2021 | 0.0046 (J) | |
| 3/1/2022 | <0.01 | |
| 8/9/2022 | 0.0069 | |
| 2/14/2023 | <0.01 | |
| 8/9/2023 | <0.01 | |
| 2/14/2024 | 0.0031 (J) | |
| 7/30/2024 | <0.01 | |
| 2/11/2025 | <0.01 | |
| 8/12/2025 | <0.01 | |
| 1/20/2026 | | <0.01 |

ND substitution: RL or RL/2 if <15% NDs.

# Prediction Limit

Constituent: Zinc (mg/L) Analysis Run 3/31/2026 6:17 AM View: Appendix I

Plant Wansley Client: Southern Company Data: Wansley Landfill

| | GWA-3 | GWA-3 |
|---|---|---|
| 8/31/2011 | 0.0037 | |
| 6/25/2014 | 0.015 | |
| 7/21/2015 | 0.042 | |
| 7/27/2016 | 0.011 (J) | |
| 8/1/2017 | <0.01 | |
| 6/20/2018 | <0.01 | |
| 1/18/2019 | 0.0088 | |
| 6/25/2019 | 0.014 | |
| 9/11/2019 | 0.02 | |
| 3/10/2020 | 0.015 | |
| 9/9/2020 | 0.013 | |
| 3/15/2021 | 0.015 | |
| 8/18/2021 | 0.038 | |
| 3/1/2022 | 0.012 | |
| 8/9/2022 | 0.026 | |
| 2/14/2023 | 0.017 | |
| 8/8/2023 | 0.015 | |
| 7/31/2024 | 0.01 | |
| 8/13/2025 | 0.013 | |
| 1/21/2026 | | <0.01 |

ND substitution: RL or RL/2 if <15% NDs.

# Prediction Limit

Constituent: Zinc (mg/L) Analysis Run 3/31/2026 6:17 AM View: Appendix I

Plant Wansley Client: Southern Company Data: Wansley Landfill

| | GWA-4 | GWA-4 |
|---|---|---|
| 8/31/2011 | <0.01 | |
| 10/27/2011 | <0.01 | |
| 12/14/2011 | <0.01 | |
| 2/1/2012 | <0.01 | |
| 7/23/2012 | 0.0037 | |
| 1/23/2013 | <0.01 | |
| 7/17/2013 | <0.01 | |
| 1/15/2014 | 0.00085 (J) | |
| 6/25/2014 | 0.0014 (J) | |
| 1/14/2015 | 0.0082 | |
| 7/21/2015 | 0.0015 (J) | |
| 1/20/2016 | 0.0093 | |
| 7/21/2016 | <0.01 | |
| 1/17/2017 | 0.014 (J) | |
| 8/2/2017 | <0.01 | |
| 1/22/2018 | <0.01 | |
| 6/19/2018 | <0.01 | |
| 1/17/2019 | <0.01 | |
| 6/24/2019 | 0.0036 (J) | |
| 9/10/2019 | 0.006 | |
| 3/10/2020 | 0.052 | |
| 9/9/2020 | <0.01 | |
| 3/15/2021 | 0.044 | |
| 8/18/2021 | 0.0034 (J) | |
| 3/1/2022 | <0.01 | |
| 8/9/2022 | <0.01 | |
| 2/14/2023 | 0.0029 (J) | |
| 8/9/2023 | <0.01 | |
| 2/14/2024 | <0.01 | |
| 7/29/2024 | <0.01 | |
| 2/10/2025 | <0.01 | |
| 8/12/2025 | <0.01 | |
| 1/20/2026 | | <0.01 |

ND substitution: RL or RL/2 if <15% NDs.

# Prediction Limit

Constituent: Zinc (mg/L) Analysis Run 3/31/2026 6:17 AM View: Appendix I

Plant Wansley Client: Southern Company Data: Wansley Landfill

| | GWA-28 | GWA-28 |
|---|---|---|
| 9/16/2011 | 0.003 | |
| 10/28/2011 | 0.0073 | |
| 12/12/2011 | 0.0053 | |
| 1/25/2012 | 0.0046 | |
| 7/16/2012 | 0.0034 | |
| 1/24/2013 | 0.0049 | |
| 7/23/2013 | 0.0026 | |
| 1/22/2014 | 0.0052 | |
| 7/1/2014 | 0.0042 | |
| 1/21/2015 | 0.0038 | |
| 7/21/2015 | 0.0042 | |
| 1/22/2016 | 0.0041 | |
| 7/25/2016 | <0.01 | |
| 1/17/2017 | <0.01 | |
| 8/1/2017 | <0.01 | |
| 1/19/2018 | <0.01 | |
| 6/19/2018 | <0.01 | |
| 1/21/2019 | 0.0065 | |
| 6/25/2019 | 0.011 | |
| 9/10/2019 | 0.01 | |
| 3/10/2020 | 0.017 | |
| 9/9/2020 | 0.063 | |
| 3/15/2021 | 0.0057 | |
| 8/16/2021 | 0.0061 | |
| 3/1/2022 | 0.0057 | |
| 8/9/2022 | 0.0089 | |
| 2/14/2023 | 0.014 | |
| 8/9/2023 | 0.011 | |
| 2/14/2024 | 0.0059 | |
| 7/29/2024 | 0.01 | |
| 2/10/2025 | 0.0053 | |
| 8/12/2025 | <0.01 | |
| 1/20/2026 | | <0.01 |

ND substitution: RL or RL/2 if <15% NDs.

# Prediction Limit

Constituent: Zinc (mg/L) Analysis Run 3/31/2026 6:17 AM View: Appendix I

Plant Wansley Client: Southern Company Data: Wansley Landfill

| | GWA-29 | GWA-29 |
|---|---|---|
| 9/17/2011 | 0.026 | |
| 10/28/2011 | 0.019 | |
| 12/12/2011 | 0.02 | |
| 1/31/2012 | 0.036 | |
| 7/17/2012 | 0.015 | |
| 1/24/2013 | 0.048 | |
| 7/24/2013 | 0.048 | |
| 1/22/2014 | 0.044 | |
| 7/8/2014 | 0.04 | |
| 1/21/2015 | 0.037 | |
| 7/22/2015 | 0.031 | |
| 1/19/2016 | 0.035 | |
| 7/21/2016 | 0.038 | |
| 1/17/2017 | 0.024 | |
| 8/1/2017 | 0.028 | |
| 1/19/2018 | 0.024 | |
| 6/19/2018 | 0.028 | |
| 1/18/2019 | 0.022 | |
| 6/25/2019 | 0.041 | |
| 9/10/2019 | 0.031 | |
| 3/10/2020 | 0.034 | |
| 9/9/2020 | 0.025 | |
| 3/15/2021 | 0.024 | |
| 8/18/2021 | 0.024 | |
| 3/2/2022 | 0.024 | |
| 8/9/2022 | 0.032 | |
| 2/13/2023 | 0.025 | |
| 8/8/2023 | 0.023 | |
| 2/14/2024 | 0.02 | |
| 7/30/2024 | 0.019 | |
| 2/11/2025 | 0.021 | |
| 8/12/2025 | 0.018 | |
| 1/20/2026 | | 0.022 |

# Prediction Limit

Constituent: Zinc (mg/L) Analysis Run 3/31/2026 6:17 AM View: Appendix I

Plant Wansley Client: Southern Company Data: Wansley Landfill

| | GWC-5 | GWC-5 |
|---|---|---|
| 8/31/2011 | <0.01 | |
| 10/27/2011 | 0.0025 | |
| 12/5/2011 | <0.01 | |
| 1/25/2012 | <0.01 | |
| 7/18/2012 | <0.01 | |
| 1/9/2013 | <0.01 | |
| 7/17/2013 | 0.0043 | |
| 1/15/2014 | 0.0023 (J) | |
| 6/25/2014 | 0.0022 (J) | |
| 1/13/2015 | 0.0027 | |
| 7/24/2015 | 0.002 (J) | |
| 1/20/2016 | 0.0022 (J) | |
| 7/21/2016 | <0.01 | |
| 1/26/2017 | <0.01 | |
| 8/3/2017 | <0.01 | |
| 1/23/2018 | <0.01 | |
| 6/25/2018 | <0.01 | |
| 1/30/2019 | <0.01 | |
| 6/26/2019 | <0.01 | |
| 9/12/2019 | 0.0067 | |
| 3/16/2020 | 0.0033 (J) | |
| 9/9/2020 | <0.01 | |
| 3/17/2021 | <0.01 | |
| 8/19/2021 | <0.01 | |
| 3/2/2022 | <0.01 | |
| 8/11/2022 | 0.0053 | |
| 2/20/2023 | 0.0033 (J) | |
| 8/14/2023 | 0.005 | |
| 2/14/2024 | 0.0031 (J) | |
| 7/31/2024 | 0.003 (J) | |
| 2/14/2025 | <0.01 | |
| 8/18/2025 | <0.01 | |
| 1/21/2026 | | <0.01 |

ND substitution: RL or RL/2 if <15% NDs.

# Prediction Limit

Constituent: Zinc (mg/L) Analysis Run 3/31/2026 6:17 AM View: Appendix I

Plant Wansley Client: Southern Company Data: Wansley Landfill

| | GWC-6 | GWC-6 |
|---|---|---|
| 8/31/2011 | 0.0037 | |
| 10/30/2011 | 0.0043 | |
| 12/5/2011 | 0.0047 | |
| 1/25/2012 | <0.01 | |
| 7/24/2012 | <0.01 | |
| 1/8/2013 | <0.01 | |
| 7/9/2013 | <0.01 | |
| 1/15/2014 | 0.0034 | |
| 6/25/2014 | 0.002 (J) | |
| 1/20/2015 | <0.01 | |
| 7/24/2015 | 0.0017 (J) | |
| 1/20/2016 | 0.0018 (J) | |
| 7/21/2016 | <0.01 | |
| 1/26/2017 | <0.01 | |
| 8/3/2017 | <0.01 | |
| 1/23/2018 | <0.01 | |
| 6/25/2018 | <0.01 | |
| 1/30/2019 | <0.01 | |
| 6/26/2019 | 0.0033 (J) | |
| 9/12/2019 | 0.049 (O) | |
| 3/16/2020 | 0.0032 (J) | |
| 9/11/2020 | 0.0071 | |
| 3/17/2021 | <0.01 | |
| 8/18/2021 | 0.0034 (J) | |
| 3/2/2022 | <0.01 | |
| 8/11/2022 | 0.0051 | |
| 2/20/2023 | <0.01 | |
| 8/14/2023 | <0.01 | |
| 2/14/2024 | <0.01 | |
| 8/1/2024 | <0.01 | |
| 2/18/2025 | 0.0032 (J) | |
| 8/15/2025 | <0.01 | |
| 1/20/2026 | | <0.01 |

ND substitution: RL or RL/2 if <15% NDs.

# Prediction Limit

Constituent: Zinc (mg/L) Analysis Run 3/31/2026 6:17 AM View: Appendix I

Plant Wansley Client: Southern Company Data: Wansley Landfill

| | GWC-7 | GWC-7 |
|---|---|---|
| 9/7/2011 | <0.01 | |
| 10/30/2011 | <0.01 | |
| 12/5/2011 | <0.01 | |
| 1/25/2012 | <0.01 | |
| 7/18/2012 | 0.0035 | |
| 1/7/2013 | 0.0033 | |
| 7/9/2013 | 0.0035 | |
| 1/14/2014 | 0.0022 (J) | |
| 6/24/2014 | 0.01 | |
| 1/20/2015 | 0.0018 (J) | |
| 7/27/2015 | <0.01 | |
| 1/26/2016 | 0.0016 (J) | |
| 7/22/2016 | <0.01 | |
| 1/26/2017 | <0.01 | |
| 8/4/2017 | <0.01 | |
| 1/23/2018 | <0.01 | |
| 6/25/2018 | <0.01 | |
| 1/21/2019 | <0.01 | |
| 6/25/2019 | <0.01 | |
| 9/10/2019 | 0.0063 | |
| 3/12/2020 | 0.038 (O) | |
| 9/14/2020 | 0.0041 (J) | |
| 3/16/2021 | <0.01 | |
| 8/19/2021 | <0.01 | |
| 3/2/2022 | <0.01 | |
| 8/11/2022 | 0.0038 (J) | |
| 2/21/2023 | <0.01 | |
| 8/9/2023 | <0.01 | |
| 2/21/2024 | <0.01 | |
| 8/1/2024 | 0.0031 (J) | |
| 2/13/2025 | 0.0028 (J) | |
| 8/18/2025 | <0.01 | |
| 1/22/2026 | | <0.01 |

ND substitution: RL or RL/2 if <15% NDs.

# Prediction Limit

Constituent: Zinc (mg/L) Analysis Run 3/31/2026 6:17 AM View: Appendix I

Plant Wansley Client: Southern Company Data: Wansley Landfill

| | GWC-8 | GWC-8 |
|---|---|---|
| 9/7/2011 | 0.0029 | |
| 10/30/2011 | <0.01 | |
| 12/5/2011 | 0.004 | |
| 1/19/2012 | 0.0029 | |
| 7/18/2012 | 0.006 | |
| 1/7/2013 | <0.01 | |
| 7/9/2013 | <0.01 | |
| 1/14/2014 | 0.002 (J) | |
| 6/24/2014 | 0.0011 (J) | |
| 1/20/2015 | 0.0018 (J) | |
| 7/27/2015 | 0.0015 (J) | |
| 1/26/2016 | <0.01 | |
| 7/26/2016 | <0.01 | |
| 1/26/2017 | <0.01 | |
| 8/7/2017 | 0.0086 (J) | |
| 1/24/2018 | <0.01 | |
| 6/21/2018 | <0.01 | |
| 1/22/2019 | <0.01 | |
| 6/25/2019 | 0.0043 (J) | |
| 9/10/2019 | 0.0051 | |
| 3/12/2020 | 0.044 (O) | |
| 9/14/2020 | 0.0079 | |
| 3/16/2021 | 0.0045 (J) | |
| 8/20/2021 | 0.0046 (J) | |
| 3/2/2022 | 0.0037 (J) | |
| 8/11/2022 | 0.012 | |
| 2/15/2023 | 0.0029 (J) | |
| 8/9/2023 | <0.01 | |
| 2/21/2024 | <0.01 | |
| 7/30/2024 | 0.0033 (J) | |
| 2/13/2025 | 0.0033 (J) | |
| 8/13/2025 | <0.01 | |
| 1/22/2026 | | <0.01 |

ND substitution: RL or RL/2 if <15% NDs.

# Prediction Limit

Constituent: Zinc (mg/L) Analysis Run 3/31/2026 6:17 AM View: Appendix I

Plant Wansley Client: Southern Company Data: Wansley Landfill

| | GWC-9 | GWC-9 |
|---|---|---|
| 9/7/2011 | 0.016 | |
| 10/30/2011 | 0.004 | |
| 12/4/2011 | 0.0086 | |
| 1/19/2012 | 0.0081 | |
| 7/18/2012 | 0.0058 | |
| 1/8/2013 | 0.0034 | |
| 7/9/2013 | <0.005 | |
| 1/14/2014 | 0.003 | |
| 6/24/2014 | 0.0016 (J) | |
| 1/20/2015 | 0.0021 (J) | |
| 7/27/2015 | <0.005 | |
| 1/26/2016 | <0.005 | |
| 7/25/2016 | <0.005 | |
| 1/31/2017 | <0.005 | |
| 8/7/2017 | <0.005 | |
| 1/24/2018 | <0.005 | |
| 6/21/2018 | <0.005 | |
| 1/22/2019 | <0.005 | |
| 6/25/2019 | 0.005 | |
| 9/16/2019 | 0.0049 (J) | |
| 3/16/2020 | 0.0094 | |
| 9/11/2020 | 0.0055 | |
| 3/16/2021 | 0.0048 (J) | |
| 8/25/2021 | <0.005 | |
| 3/9/2022 | 0.003 (J) | |
| 8/16/2022 | 0.096 (O) | |
| 10/12/2022 | 0.043 (O) | |
| 2/15/2023 | 0.015 | |
| 8/9/2023 | 0.015 | |
| 2/19/2024 | 0.019 | |
| 7/31/2024 | 0.037 | |
| 2/18/2025 | 0.016 | |
| 8/13/2025 | 0.03 | |
| 1/22/2026 | | 0.01 |

ND substitution: RL or RL/2 if <15% NDs.

# Prediction Limit

Constituent: Zinc (mg/L) Analysis Run 3/31/2026 6:17 AM View: Appendix I

Plant Wansley Client: Southern Company Data: Wansley Landfill

| | GWC-10 | GWC-10 |
|---|---|---|
| 1/25/2016 | 0.0027 | |
| 7/27/2016 | <0.01 | |
| 2/1/2017 | <0.01 | |
| 8/8/2017 | <0.01 | |
| 1/25/2018 | <0.01 | |
| 6/21/2018 | <0.01 | |
| 1/31/2019 | 0.0039 (J) | |
| 6/26/2019 | 0.0044 (J) | |
| 9/17/2019 | 0.013 | |
| 3/17/2020 | 0.0044 (J) | |
| 9/10/2020 | 0.13 (O) | |
| 12/2/2020 | 0.011 | |
| 3/18/2021 | 0.004 (J) | |
| 8/20/2021 | <0.01 | |
| 3/8/2022 | <0.01 | |
| 8/16/2022 | <0.01 | |
| 2/15/2023 | 0.0047 (J) | |
| 8/10/2023 | 0.0058 | |
| 2/20/2024 | 0.0042 (J) | |
| 7/31/2024 | 0.0044 (J) | |
| 2/19/2025 | 0.0066 | |
| 8/19/2025 | <0.01 | |
| 1/21/2026 | | <0.01 |

ND substitution: RL or RL/2 if <15% NDs.

# Prediction Limit

Constituent: Zinc (mg/L) Analysis Run 3/31/2026 6:17 AM View: Appendix I

Plant Wansley Client: Southern Company Data: Wansley Landfill

| | GWC-11 | GWC-11 |
|---|---|---|
| 9/13/2011 | <0.01 | |
| 10/28/2011 | <0.01 | |
| 12/4/2011 | 0.0025 | |
| 2/9/2012 | <0.01 | |
| 7/18/2012 | 0.008 | |
| 1/8/2013 | <0.01 | |
| 7/9/2013 | <0.01 | |
| 1/15/2014 | 0.00052 (J) | |
| 6/25/2014 | 0.00089 (J) | |
| 1/21/2015 | <0.01 | |
| 7/28/2015 | 0.0021 (J) | |
| 1/26/2016 | <0.01 | |
| 7/25/2016 | <0.01 | |
| 1/31/2017 | <0.01 | |
| 8/7/2017 | <0.01 | |
| 1/24/2018 | <0.01 | |
| 6/20/2018 | <0.01 | |
| 1/24/2019 | <0.01 | |
| 6/26/2019 | <0.01 | |
| 9/16/2019 | 0.005 | |
| 3/16/2020 | <0.01 | |
| 9/10/2020 | 0.017 | |
| 3/17/2021 | <0.01 | |
| 8/23/2021 | <0.01 | |
| 3/7/2022 | <0.01 | |
| 8/15/2022 | <0.01 | |
| 2/21/2023 | <0.01 | |
| 8/14/2023 | <0.01 | |
| 2/14/2024 | <0.01 | |
| 8/6/2024 | 0.022 | |
| 2/18/2025 | 0.038 | |
| 8/18/2025 | <0.01 | |
| 1/21/2026 | | <0.01 |

ND substitution: RL or RL/2 if <15% NDs.

# Prediction Limit

Constituent: Zinc (mg/L) Analysis Run 3/31/2026 6:17 AM View: Appendix I

Plant Wansley Client: Southern Company Data: Wansley Landfill

| | GWC-12 | GWC-12 |
|---|---|---|
| 9/13/2011 | <0.01 | |
| 10/28/2011 | <0.01 | |
| 12/4/2011 | 0.0027 | |
| 1/24/2012 | <0.01 | |
| 7/11/2012 | <0.01 | |
| 1/8/2013 | <0.01 | |
| 7/10/2013 | <0.01 | |
| 1/21/2014 | 0.0019 (J) | |
| 7/1/2014 | 0.0087 | |
| 1/21/2015 | <0.01 | |
| 7/28/2015 | <0.01 | |
| 1/26/2016 | <0.01 | |
| 7/22/2016 | 0.033 | |
| 1/31/2017 | <0.01 | |
| 8/7/2017 | <0.01 | |
| 1/24/2018 | <0.01 | |
| 6/26/2018 | <0.01 | |
| 1/25/2019 | <0.01 | |
| 6/26/2019 | <0.01 | |
| 9/11/2019 | 0.0056 | |
| 3/18/2020 | <0.01 | |
| 9/10/2020 | <0.01 | |
| 3/16/2021 | <0.01 | |
| 8/19/2021 | <0.01 | |
| 3/7/2022 | <0.01 | |
| 8/16/2022 | <0.01 | |
| 2/15/2023 | <0.01 | |
| 8/14/2023 | <0.01 | |
| 2/20/2024 | <0.01 | |
| 8/6/2024 | 0.013 | |
| 2/17/2025 | <0.01 | |
| 8/18/2025 | <0.01 | |
| 1/21/2026 | | <0.01 |

ND substitution: RL or RL/2 if <15% NDs.

# Prediction Limit

Constituent: Zinc (mg/L) Analysis Run 3/31/2026 6:17 AM View: Appendix I

Plant Wansley Client: Southern Company Data: Wansley Landfill

| | GWC-13 | GWC-13 |
|---|---|---|
| 9/13/2011 | <0.01 | |
| 10/28/2011 | <0.01 | |
| 12/4/2011 | 0.0028 | |
| 1/24/2012 | <0.01 | |
| 7/11/2012 | <0.01 | |
| 1/8/2013 | <0.01 | |
| 7/10/2013 | <0.01 | |
| 1/21/2014 | 0.0026 | |
| 7/1/2014 | 0.0014 (J) | |
| 1/21/2015 | 0.0018 (J) | |
| 7/28/2015 | <0.01 | |
| 1/27/2016 | <0.01 | |
| 7/26/2016 | <0.01 | |
| 1/31/2017 | <0.01 | |
| 8/4/2017 | <0.01 | |
| 1/25/2018 | <0.01 | |
| 6/20/2018 | <0.01 | |
| 1/22/2019 | <0.01 | |
| 6/25/2019 | <0.01 | |
| 9/12/2019 | 0.0085 | |
| 3/12/2020 | <0.01 | |
| 9/10/2020 | 0.0036 (J) | |
| 3/17/2021 | 0.0039 (J) | |
| 8/23/2021 | <0.01 | |
| 3/8/2022 | <0.01 | |
| 8/15/2022 | 0.0033 (J) | |
| 2/21/2023 | <0.01 | |
| 8/16/2023 | <0.01 | |
| 2/19/2024 | 0.0056 | |
| 8/5/2024 | <0.01 | |
| 2/18/2025 | <0.01 | |
| 8/19/2025 | <0.01 | |
| 1/21/2026 | | <0.01 |

ND substitution: RL or RL/2 if <15% NDs.

# Prediction Limit

Constituent: Zinc (mg/L) Analysis Run 3/31/2026 6:17 AM View: Appendix I

Plant Wansley Client: Southern Company Data: Wansley Landfill

| | GWC-14 | GWC-14 |
|---|---|---|
| 9/13/2011 | 0.0039 | |
| 10/27/2011 | 0.0046 | |
| 12/3/2011 | 0.0028 | |
| 1/24/2012 | 0.0033 | |
| 7/11/2012 | <0.0025 | |
| 1/8/2013 | <0.0025 | |
| 7/10/2013 | <0.0025 | |
| 1/21/2014 | 0.0036 | |
| 7/1/2014 | 0.0018 (J) | |
| 1/14/2015 | 0.0035 | |
| 7/22/2015 | 0.005 | |
| 1/27/2016 | 0.0094 | |
| 7/26/2016 | 0.0072 (J) | |
| 2/1/2017 | 0.0084 (J) | |
| 8/7/2017 | 0.012 (J) | |
| 1/25/2018 | 0.0095 (J) | |
| 6/20/2018 | 0.012 (J) | |
| 1/22/2019 | 0.0094 | |
| 6/25/2019 | 0.014 | |
| 9/12/2019 | 0.019 | |
| 3/17/2020 | 0.014 | |
| 9/10/2020 | 0.014 | |
| 3/17/2021 | 0.014 | |
| 8/23/2021 | 0.017 | |
| 3/7/2022 | 0.014 | |
| 5/3/2022 | 0.04 | |
| 8/16/2022 | 0.014 | |
| 2/17/2023 | 0.015 | |
| 8/14/2023 | 0.017 | |
| 2/19/2024 | 0.018 | |
| 8/6/2024 | 0.015 | |
| 2/17/2025 | 0.018 | |
| 8/19/2025 | 0.034 | |
| 1/20/2026 | | 0.018 |

# Prediction Limit

Constituent: Zinc (mg/L) Analysis Run 3/31/2026 6:17 AM View: Appendix I

Plant Wansley Client: Southern Company Data: Wansley Landfill

| | GWC-15 | GWC-15 |
|---|---|---|
| 9/16/2011 | <0.01 | |
| 10/27/2011 | <0.01 | |
| 12/3/2011 | <0.01 | |
| 2/9/2012 | <0.01 | |
| 7/11/2012 | <0.01 | |
| 1/8/2013 | <0.01 | |
| 7/2/2013 | <0.01 | |
| 1/21/2014 | 0.0017 (J) | |
| 6/24/2014 | <0.01 | |
| 1/14/2015 | 0.0013 (J) | |
| 7/22/2015 | <0.01 | |
| 1/27/2016 | <0.01 | |
| 7/26/2016 | <0.01 | |
| 2/1/2017 | <0.01 | |
| 8/4/2017 | <0.01 | |
| 1/25/2018 | <0.01 | |
| 6/20/2018 | <0.01 | |
| 1/22/2019 | <0.01 | |
| 6/25/2019 | <0.01 | |
| 9/17/2019 | 0.0041 (J) | |
| 3/16/2020 | <0.01 | |
| 9/10/2020 | <0.01 | |
| 3/18/2021 | <0.01 | |
| 8/24/2021 | <0.01 | |
| 3/7/2022 | <0.01 | |
| 8/16/2022 | <0.01 | |
| 2/21/2023 | <0.01 | |
| 8/14/2023 | <0.01 | |
| 2/21/2024 | <0.01 | |
| 8/6/2024 | <0.01 | |
| 2/18/2025 | <0.01 | |
| 8/18/2025 | <0.01 | |
| 1/21/2026 | | <0.01 |

ND substitution: RL or RL/2 if <15% NDs.

# Prediction Limit

Constituent: Zinc (mg/L) Analysis Run 3/31/2026 6:17 AM View: Appendix I

Plant Wansley Client: Southern Company Data: Wansley Landfill

| | GWC-16 | GWC-16 |
|---|---|---|
| 8/30/2011 | 0.0081 | |
| 10/26/2011 | 0.0035 | |
| 12/3/2011 | 0.0033 | |
| 1/25/2012 | <0.01 | |
| 7/11/2012 | <0.01 | |
| 1/8/2013 | <0.01 | |
| 7/2/2013 | <0.01 | |
| 1/14/2014 | 0.00074 (J) | |
| 6/25/2014 | 0.00071 (J) | |
| 1/13/2015 | 0.0015 (J) | |
| 7/22/2015 | <0.01 | |
| 1/27/2016 | <0.01 | |
| 7/27/2016 | <0.01 | |
| 2/1/2017 | <0.01 | |
| 8/7/2017 | <0.01 | |
| 1/25/2018 | <0.01 | |
| 6/20/2018 | <0.01 | |
| 1/25/2019 | <0.01 | |
| 6/25/2019 | <0.01 | |
| 9/11/2019 | 0.0062 | |
| 3/17/2020 | <0.01 | |
| 9/11/2020 | 0.0033 (J) | |
| 3/17/2021 | <0.01 | |
| 8/20/2021 | <0.01 | |
| 3/8/2022 | <0.01 | |
| 8/16/2022 | <0.01 | |
| 2/20/2023 | <0.01 | |
| 8/14/2023 | <0.01 | |
| 2/21/2024 | <0.01 | |
| 8/5/2024 | <0.01 | |
| 2/11/2025 | <0.01 | |
| 8/15/2025 | <0.01 | |
| 1/21/2026 | | <0.01 |

ND substitution: RL or RL/2 if <15% NDs.

# Prediction Limit

Constituent: Zinc (mg/L) Analysis Run 3/31/2026 6:17 AM View: Appendix I

Plant Wansley Client: Southern Company Data: Wansley Landfill

| | GWC-17 | GWC-17 |
|---|---|---|
| 8/30/2011 | 0.0035 | |
| 10/26/2011 | 0.0032 | |
| 12/3/2011 | 0.0027 | |
| 1/25/2012 | <0.01 | |
| 7/11/2012 | <0.01 | |
| 1/8/2013 | <0.01 | |
| 7/16/2013 | <0.01 | |
| 1/14/2014 | 0.0021 (J) | |
| 6/25/2014 | 0.0012 (J) | |
| 1/14/2015 | 0.0015 (J) | |
| 7/28/2015 | <0.01 | |
| 1/27/2016 | <0.01 | |
| 7/27/2016 | <0.01 | |
| 2/1/2017 | <0.01 | |
| 8/7/2017 | <0.01 | |
| 1/25/2018 | <0.01 | |
| 6/26/2018 | <0.01 | |
| 1/24/2019 | <0.01 | |
| 6/25/2019 | <0.01 | |
| 9/11/2019 | 0.012 | |
| 3/17/2020 | <0.01 | |
| 9/14/2020 | 0.0048 (J) | |
| 3/16/2021 | <0.01 | |
| 8/20/2021 | <0.01 | |
| 3/8/2022 | <0.01 | |
| 8/11/2022 | 0.003 (J) | |
| 2/20/2023 | <0.01 | |
| 8/10/2023 | <0.01 | |
| 2/20/2024 | <0.01 | |
| 8/7/2024 | <0.01 | |
| 2/13/2025 | 0.0031 (J) | |
| 8/13/2025 | <0.01 | |
| 1/21/2026 | | <0.01 |

ND substitution: RL or RL/2 if <15% NDs.

# Prediction Limit

Constituent: Zinc (mg/L) Analysis Run 3/31/2026 6:17 AM View: Appendix I

Plant Wansley Client: Southern Company Data: Wansley Landfill

| | GWC-18 | GWC-18 |
|---|---|---|
| 8/30/2011 | <0.01 | |
| 10/26/2011 | 0.0025 | |
| 12/3/2011 | 0.0027 | |
| 2/9/2012 | <0.01 | |
| 7/11/2012 | <0.01 | |
| 1/8/2013 | <0.01 | |
| 7/16/2013 | <0.01 | |
| 1/14/2014 | 0.0005 (J) | |
| 6/24/2014 | 0.00099 (J) | |
| 1/13/2015 | 0.00063 (J) | |
| 7/23/2015 | <0.01 | |
| 1/27/2016 | <0.01 | |
| 7/25/2016 | <0.01 | |
| 2/1/2017 | <0.01 | |
| 8/7/2017 | <0.01 | |
| 1/25/2018 | <0.01 | |
| 6/21/2018 | <0.01 | |
| 1/28/2019 | 0.0033 (J) | |
| 6/27/2019 | <0.01 | |
| 9/11/2019 | 0.0038 (J) | |
| 3/17/2020 | <0.01 | |
| 9/14/2020 | 0.0053 | |
| 3/16/2021 | <0.01 | |
| 8/24/2021 | <0.01 | |
| 3/8/2022 | <0.01 | |
| 8/11/2022 | <0.01 | |
| 2/20/2023 | <0.01 | |
| 8/9/2023 | 0.0033 (J) | |
| 2/21/2024 | <0.01 | |
| 8/7/2024 | <0.01 | |
| 2/13/2025 | <0.01 | |
| 8/13/2025 | <0.01 | |
| 1/21/2026 | | <0.01 |

ND substitution: RL or RL/2 if <15% NDs.

# Prediction Limit

Constituent: Zinc (mg/L) Analysis Run 3/31/2026 6:17 AM View: Appendix I

Plant Wansley Client: Southern Company Data: Wansley Landfill

| | GWC-19 | GWC-19 |
|---|---|---|
| 8/30/2011 | 0.0035 | |
| 10/26/2011 | 0.0054 | |
| 12/3/2011 | 0.0046 | |
| 2/8/2012 | <0.01 | |
| 7/11/2012 | <0.01 | |
| 1/8/2013 | <0.01 | |
| 7/16/2013 | <0.01 | |
| 1/21/2014 | 0.0025 | |
| 6/24/2014 | 0.0014 (J) | |
| 1/13/2015 | 0.0019 (J) | |
| 7/23/2015 | 0.0025 | |
| 1/27/2016 | <0.01 | |
| 7/25/2016 | 0.016 (J) | |
| 2/2/2017 | <0.01 | |
| 8/7/2017 | <0.01 | |
| 1/25/2018 | <0.01 | |
| 6/21/2018 | <0.01 | |
| 1/28/2019 | 0.0049 (J) | |
| 6/26/2019 | 0.0038 (J) | |
| 9/12/2019 | 0.0086 | |
| 3/18/2020 | 0.0078 | |
| 9/15/2020 | 0.0037 (J) | |
| 3/17/2021 | 0.0056 | |
| 8/24/2021 | 0.0034 (J) | |
| 3/8/2022 | 0.0056 | |
| 8/11/2022 | <0.01 | |
| 2/21/2023 | 0.0072 | |
| 8/9/2023 | 0.0032 (J) | |
| 2/21/2024 | 0.0065 | |
| 8/6/2024 | <0.01 | |
| 2/14/2025 | 0.0048 (J) | |
| 8/13/2025 | <0.01 | |
| 1/21/2026 | | <0.01 |

ND substitution: RL or RL/2 if <15% NDs.

# Prediction Limit

Constituent: Zinc (mg/L) Analysis Run 3/31/2026 6:17 AM View: Appendix I

Plant Wansley Client: Southern Company Data: Wansley Landfill

| | GWC-20 | GWC-20 |
|---|---|---|
| 8/31/2011 | <0.01 | |
| 10/27/2011 | 0.0038 | |
| 12/4/2011 | 0.0028 | |
| 2/8/2012 | <0.01 | |
| 7/11/2012 | <0.01 | |
| 1/8/2013 | <0.01 | |
| 7/16/2013 | <0.01 | |
| 1/21/2014 | 0.0018 (J) | |
| 6/24/2014 | 0.0006 (J) | |
| 1/13/2015 | 0.00086 (J) | |
| 7/23/2015 | <0.01 | |
| 1/27/2016 | <0.01 | |
| 7/25/2016 | 0.038 | |
| 2/2/2017 | <0.01 | |
| 8/7/2017 | 0.013 (J) | |
| 1/26/2018 | <0.01 | |
| 6/21/2018 | <0.01 | |
| 1/28/2019 | 0.014 | |
| 6/25/2019 | <0.01 | |
| 9/11/2019 | 0.0061 | |
| 3/18/2020 | <0.01 | |
| 9/15/2020 | <0.01 | |
| 3/16/2021 | <0.01 | |
| 8/24/2021 | <0.01 | |
| 3/7/2022 | <0.01 | |
| 8/16/2022 | 0.004 (J) | |
| 2/22/2023 | 0.0035 (J) | |
| 8/9/2023 | <0.01 | |
| 2/20/2024 | <0.01 | |
| 8/2/2024 | <0.01 | |
| 2/14/2025 | 0.0031 (J) | |
| 8/12/2025 | <0.01 | |
| 1/21/2026 | | <0.01 |

ND substitution: RL or RL/2 if <15% NDs.

# Prediction Limit

Constituent: Zinc (mg/L) Analysis Run 3/31/2026 6:17 AM View: Appendix I

Plant Wansley Client: Southern Company Data: Wansley Landfill

| | GWC-21 | GWC-21 |
|---|---|---|
| 8/31/2011 | 0.01 | |
| 10/27/2011 | 0.0087 | |
| 12/4/2011 | 0.0093 | |
| 2/8/2012 | 0.0086 | |
| 7/17/2012 | 0.009 | |
| 1/9/2013 | 0.006 | |
| 7/16/2013 | 0.0052 | |
| 1/21/2014 | 0.0066 | |
| 6/24/2014 | 0.0059 | |
| 1/13/2015 | 0.005 | |
| 7/23/2015 | 0.0042 | |
| 1/26/2016 | 0.0043 | |
| 7/26/2016 | 0.023 | |
| 2/2/2017 | <0.01 | |
| 8/7/2017 | <0.01 | |
| 1/26/2018 | <0.01 | |
| 6/20/2018 | <0.01 | |
| 1/24/2019 | 0.0034 (J) | |
| 6/25/2019 | 0.0039 (J) | |
| 9/11/2019 | 0.0068 | |
| 3/18/2020 | 0.0052 | |
| 9/15/2020 | 0.0052 | |
| 3/16/2021 | 0.0033 (J) | |
| 8/19/2021 | <0.01 | |
| 3/7/2022 | 0.0029 (J) | |
| 8/16/2022 | 0.0093 | |
| 2/21/2023 | 0.0038 (J) | |
| 8/9/2023 | <0.01 | |
| 2/19/2024 | <0.01 | |
| 7/30/2024 | 0.0028 (J) | |
| 2/11/2025 | <0.01 | |
| 8/12/2025 | <0.01 | |
| 1/20/2026 | | <0.01 |

ND substitution: RL or RL/2 if <15% NDs.

# Prediction Limit

Constituent: Zinc (mg/L) Analysis Run 3/31/2026 6:17 AM View: Appendix I

Plant Wansley Client: Southern Company Data: Wansley Landfill

| | GWC-22 | GWC-22 |
|---|---|---|
| 9/15/2011 | 0.0058 | |
| 10/29/2011 | 0.0031 | |
| 12/13/2011 | 0.0068 | |
| 1/25/2012 | <0.01 | |
| 7/18/2012 | 0.0056 | |
| 1/22/2013 | <0.01 | |
| 7/16/2013 | <0.01 | |
| 1/21/2014 | 0.0015 (J) | |
| 6/25/2014 | 0.00094 (J) | |
| 1/14/2015 | 0.00073 (J) | |
| 7/23/2015 | <0.01 | |
| 1/26/2016 | <0.01 | |
| 7/26/2016 | 0.017 (J) | |
| 2/3/2017 | <0.01 | |
| 8/8/2017 | <0.01 | |
| 1/25/2018 | <0.01 | |
| 6/20/2018 | <0.01 | |
| 1/24/2019 | <0.01 | |
| 6/25/2019 | <0.01 | |
| 9/10/2019 | 0.0061 | |
| 3/18/2020 | <0.01 | |
| 9/10/2020 | <0.01 | |
| 3/15/2021 | <0.01 | |
| 8/19/2021 | <0.01 | |
| 3/8/2022 | <0.01 | |
| 8/17/2022 | <0.01 | |
| 2/14/2023 | 0.012 | |
| 8/14/2023 | <0.01 | |
| 2/14/2024 | 0.0031 (J) | |
| 8/6/2024 | 0.007 | |
| 2/11/2025 | <0.01 | |
| 8/12/2025 | <0.01 | |
| 1/20/2026 | | <0.01 |

ND substitution: RL or RL/2 if <15% NDs.

# Prediction Limit

Constituent: Zinc (mg/L) Analysis Run 3/31/2026 6:17 AM View: Appendix I

Plant Wansley Client: Southern Company Data: Wansley Landfill

| | GWC-23 | GWC-23 |
|---|---|---|
| 9/16/2011 | 0.0058 | |
| 10/29/2011 | 0.0032 | |
| 12/13/2011 | 0.0074 | |
| 1/31/2012 | 0.0031 | |
| 7/18/2012 | 0.0054 | |
| 1/22/2013 | 0.0061 | |
| 7/23/2013 | 0.0038 | |
| 1/22/2014 | 0.0035 | |
| 7/1/2014 | 0.0031 | |
| 1/22/2015 | 0.0049 | |
| 7/29/2015 | 0.0024 (J) | |
| 1/21/2016 | <0.01 | |
| 7/27/2016 | <0.01 | |
| 2/3/2017 | <0.01 | |
| 8/8/2017 | <0.01 | |
| 1/25/2018 | <0.01 | |
| 6/20/2018 | <0.01 | |
| 1/25/2019 | <0.01 | |
| 6/26/2019 | <0.01 | |
| 9/12/2019 | 0.0042 (J) | |
| 3/18/2020 | <0.01 | |
| 9/10/2020 | 0.004 (J) | |
| 3/18/2021 | <0.01 | |
| 8/23/2021 | 0.032 (O) | |
| 3/9/2022 | <0.01 | |
| 8/16/2022 | 0.016 | |
| 2/21/2023 | <0.01 | |
| 8/15/2023 | <0.01 | |
| 2/19/2024 | <0.01 | |
| 7/30/2024 | <0.01 | |
| 2/11/2025 | <0.01 | |
| 8/12/2025 | <0.01 | |
| 1/22/2026 | | <0.01 |

ND substitution: RL or RL/2 if <15% NDs.

# Prediction Limit

Constituent: Zinc (mg/L) Analysis Run 3/31/2026 6:17 AM View: Appendix I

Plant Wansley Client: Southern Company Data: Wansley Landfill

| | GWC-24 | GWC-24 |
|---|---|---|
| 7/8/2014 | 0.0043 | |
| 7/31/2015 | 0.0052 | |
| 1/20/2016 | 0.0086 | |
| 7/27/2016 | <0.01 | |
| 2/3/2017 | 0.0094 (J) | |
| 8/8/2017 | 0.0098 (J) | |
| 1/25/2018 | <0.01 | |
| 6/27/2018 | <0.01 | |
| 1/31/2019 | 0.006 | |
| 6/26/2019 | 0.0062 | |
| 9/11/2019 | 0.0081 | |
| 3/12/2020 | 0.008 | |
| 9/15/2020 | 0.0073 | |
| 3/18/2021 | 0.0064 | |
| 8/19/2021 | 0.014 | |
| 3/10/2022 | 0.0037 (J) | |
| 8/18/2022 | 0.006 | |
| 2/16/2023 | 0.0059 | |
| 8/16/2023 | 0.0034 (J) | |
| 2/22/2024 | 0.024 | |
| 8/6/2024 | 0.0049 (J) | |
| 2/14/2025 | 0.0076 | |
| 8/14/2025 | <0.01 | |
| 1/21/2026 | | <0.01 |

ND substitution: RL or RL/2 if <15% NDs.

# Prediction Limit

Constituent: Zinc (mg/L) Analysis Run 3/31/2026 6:17 AM View: Appendix I

Plant Wansley Client: Southern Company Data: Wansley Landfill

| | GWC-25 | GWC-25 |
|---|---|---|
| 9/17/2011 | 0.0028 | |
| 10/31/2011 | 0.003 | |
| 12/14/2011 | 0.0029 | |
| 2/7/2012 | 0.0092 | |
| 7/17/2012 | 0.01 | |
| 7/24/2013 | 0.033 | |
| 1/23/2014 | 0.015 | |
| 7/8/2014 | 0.011 | |
| 1/21/2015 | 0.0057 | |
| 7/30/2015 | 0.0072 | |
| 1/21/2016 | 0.017 | |
| 7/27/2016 | 0.0076 (J) | |
| 1/24/2017 | 0.0085 (J) | |
| 8/3/2017 | <0.01 | |
| 1/25/2018 | 0.009 (J) | |
| 6/27/2018 | 0.0086 (J) | |
| 1/24/2019 | 0.013 | |
| 6/25/2019 | 0.01 | |
| 9/11/2019 | 0.037 | |
| 3/12/2020 | 0.0089 | |
| 9/14/2020 | 0.024 | |
| 3/17/2021 | 0.0088 | |
| 8/19/2021 | 0.0076 | |
| 3/8/2022 | <0.01 | |
| 8/10/2022 | 0.02 | |
| 2/21/2023 | 0.0069 | |
| 8/15/2023 | 0.0098 | |
| 2/21/2024 | 0.0042 (J) | |
| 8/1/2024 | 0.0033 (J) | |
| 2/14/2025 | 0.0052 | |
| 8/13/2025 | <0.01 | |
| 1/21/2026 | | <0.01 |

ND substitution: RL or RL/2 if <15% NDs.

# Prediction Limit

Constituent: Zinc (mg/L) Analysis Run 3/31/2026 6:17 AM View: Appendix I

Plant Wansley Client: Southern Company Data: Wansley Landfill

| | GWC-26 | GWC-26 |
|---|---|---|
| 9/17/2011 | 0.0061 | |
| 10/29/2011 | 0.0038 | |
| 12/14/2011 | 0.0033 | |
| 2/7/2012 | 0.0036 | |
| 7/17/2012 | 0.0028 | |
| 1/24/2013 | <0.01 | |
| 7/24/2013 | <0.01 | |
| 1/23/2014 | 0.019 | |
| 7/8/2014 | 0.0048 | |
| 1/21/2015 | 0.0022 (J) | |
| 7/31/2015 | <0.01 | |
| 1/25/2016 | 0.0035 | |
| 7/26/2016 | <0.01 | |
| 1/19/2017 | 0.015 (J) | |
| 8/3/2017 | <0.01 | |
| 1/22/2018 | <0.01 | |
| 6/27/2018 | <0.01 | |
| 1/24/2019 | <0.01 | |
| 6/25/2019 | 0.0045 (J) | |
| 9/12/2019 | 0.0059 | |
| 3/13/2020 | 0.0087 | |
| 9/15/2020 | 0.0042 (J) | |
| 3/17/2021 | <0.01 | |
| 8/19/2021 | 0.0049 (J) | |
| 3/9/2022 | <0.01 | |
| 8/10/2022 | 0.0053 | |
| 2/21/2023 | <0.01 | |
| 8/16/2023 | <0.01 | |
| 2/20/2024 | <0.01 | |
| 8/2/2024 | <0.01 | |
| 2/13/2025 | <0.01 | |
| 8/13/2025 | <0.01 | |
| 1/22/2026 | | <0.01 |

ND substitution: RL or RL/2 if <15% NDs.

# Prediction Limit

Constituent: Zinc (mg/L) Analysis Run 3/31/2026 6:17 AM View: Appendix I

Plant Wansley Client: Southern Company Data: Wansley Landfill

| | GWC-27 | GWC-27 |
|---|---|---|
| 9/17/2011 | 0.0044 | |
| 10/29/2011 | 0.0049 | |
| 12/14/2011 | 0.0057 | |
| 1/25/2012 | 0.0051 | |
| 7/17/2012 | 0.015 | |
| 1/24/2013 | 0.0041 | |
| 7/24/2013 | 0.0036 | |
| 1/23/2014 | 0.02 | |
| 7/8/2014 | 0.0032 | |
| 1/21/2015 | 0.0039 | |
| 7/30/2015 | 0.0033 | |
| 1/22/2016 | 0.012 | |
| 7/26/2016 | <0.01 | |
| 1/20/2017 | <0.01 | |
| 8/3/2017 | <0.01 | |
| 1/19/2018 | <0.01 | |
| 6/27/2018 | <0.01 | |
| 1/24/2019 | 0.0041 (J) | |
| 6/26/2019 | <0.01 | |
| 9/12/2019 | 0.0079 | |
| 3/12/2020 | 0.0051 | |
| 9/9/2020 | 0.0079 | |
| 3/18/2021 | <0.01 | |
| 8/23/2021 | <0.01 | |
| 3/8/2022 | <0.01 | |
| 8/10/2022 | 0.0071 | |
| 2/20/2023 | <0.01 | |
| 8/15/2023 | <0.01 | |
| 2/20/2024 | <0.01 | |
| 7/30/2024 | <0.01 | |
| 2/11/2025 | <0.01 | |
| 8/13/2025 | <0.01 | |
| 1/21/2026 | | <0.01 |

ND substitution: RL or RL/2 if <15% NDs.

# Prediction Limit

Constituent: Zinc (mg/L) Analysis Run 3/31/2026 6:17 AM View: Appendix I

Plant Wansley Client: Southern Company Data: Wansley Landfill

| | GWC-30 | GWC-30 |
|---|---|---|
| 9/15/2011 | <0.01 | |
| 10/28/2011 | 0.0062 | |
| 12/13/2011 | 0.003 | |
| 2/8/2012 | 0.009 | |
| 7/18/2012 | <0.01 | |
| 1/24/2013 | 0.0066 | |
| 7/24/2013 | <0.01 | |
| 1/23/2014 | 0.0028 | |
| 7/1/2014 | 0.0014 (J) | |
| 1/20/2015 | <0.01 | |
| 7/30/2015 | <0.01 | |
| 1/19/2016 | <0.01 | |
| 7/21/2016 | <0.01 | |
| 1/24/2017 | <0.01 | |
| 8/4/2017 | <0.01 | |
| 1/24/2018 | <0.01 | |
| 6/21/2018 | <0.01 | |
| 1/30/2019 | <0.01 | |
| 6/27/2019 | <0.01 | |
| 9/10/2019 | 0.019 | |
| 3/11/2020 | 0.022 | |
| 9/10/2020 | <0.01 | |
| 3/18/2021 | 0.078 (O) | |
| 8/23/2021 | <0.01 | |
| 3/2/2022 | <0.01 | |
| 8/10/2022 | <0.01 | |
| 2/14/2023 | <0.01 | |
| 8/16/2023 | <0.01 | |
| 2/21/2024 | <0.01 | |
| 8/5/2024 | <0.01 | |
| 2/13/2025 | <0.01 | |
| 8/14/2025 | <0.01 | |
| 1/21/2026 | | <0.01 |

ND substitution: RL or RL/2 if <15% NDs.

# Prediction Limit

Constituent: Zinc (mg/L) Analysis Run 3/31/2026 6:17 AM View: Appendix I

Plant Wansley Client: Southern Company Data: Wansley Landfill

| | GWC-31 | GWC-31 |
|---|---|---|
| 9/17/2011 | 0.02 | |
| 10/31/2011 | 0.028 | |
| 2/7/2012 | 0.0091 | |
| 1/23/2013 | 0.014 | |
| 1/23/2014 | 0.012 | |
| 7/1/2014 | 0.015 | |
| 1/21/2015 | 0.0081 | |
| 1/25/2016 | 0.0067 | |
| 7/27/2016 | 0.014 (J) | |
| 1/25/2017 | <0.01 | |
| 8/4/2017 | 0.033 | |
| 1/23/2018 | 0.026 | |
| 6/27/2018 | 0.012 (J) | |
| 1/31/2019 | 0.008 | |
| 6/26/2019 | 0.011 | |
| 9/11/2019 | 0.081 | |
| 3/17/2020 | 0.044 | |
| 9/11/2020 | 0.0094 | |
| 3/16/2021 | 0.014 | |
| 8/25/2021 | 0.0074 | |
| 3/10/2022 | 0.0066 | |
| 8/16/2022 | 0.016 | |
| 2/22/2023 | 0.011 | |
| 8/16/2023 | 0.022 | |
| 2/21/2024 | 0.0041 (J) | |
| 8/2/2024 | 0.038 | |
| 2/18/2025 | 0.012 | |
| 8/15/2025 | <0.01 | |
| 2/11/2026 | | 0.018 |

ND substitution: RL or RL/2 if <15% NDs.

# Prediction Limit

Constituent: Zinc (mg/L) Analysis Run 3/31/2026 6:17 AM View: Appendix I

Plant Wansley Client: Southern Company Data: Wansley Landfill

| | GWC-32 | GWC-32 |
|---|---|---|
| 9/15/2011 | 0.11 | |
| 10/31/2011 | 0.099 | |
| 12/13/2011 | 0.11 | |
| 2/1/2012 | 0.1 | |
| 7/17/2012 | 0.084 | |
| 1/23/2013 | 0.06 | |
| 7/24/2013 | 0.073 | |
| 1/23/2014 | 0.038 | |
| 7/1/2014 | 0.054 | |
| 1/20/2015 | 0.033 | |
| 7/30/2015 | 0.029 | |
| 1/25/2016 | 0.037 | |
| 7/22/2016 | 0.078 | |
| 1/26/2017 | 0.07 | |
| 8/3/2017 | 0.059 | |
| 1/23/2018 | 0.065 | |
| 6/26/2018 | 0.047 | |
| 1/30/2019 | 0.053 | |
| 6/27/2019 | 0.082 | |
| 9/12/2019 | 0.098 | |
| 3/18/2020 | 0.13 | |
| 9/15/2020 | 0.07 | |
| 3/17/2021 | 0.081 | |
| 8/24/2021 | 0.022 | |
| 3/9/2022 | 0.024 | |
| 8/10/2022 | 0.017 | |
| 2/15/2023 | 0.024 | |
| 8/15/2023 | 0.019 | |
| 2/20/2024 | 0.028 | |
| 8/6/2024 | 0.023 | |
| 2/19/2025 | 0.025 | |
| 8/14/2025 | 0.034 | |
| 1/21/2026 | | 0.03 |

# Prediction Limit

Constituent: Zinc (mg/L) Analysis Run 3/31/2026 6:17 AM View: Appendix I

Plant Wansley Client: Southern Company Data: Wansley Landfill

| | GWC-33 | GWC-33 |
|---|---|---|
| 9/16/2011 | 0.0033 | |
| 10/30/2011 | 0.0071 | |
| 12/13/2011 | 0.0062 | |
| 2/1/2012 | 0.0033 | |
| 7/17/2012 | 0.0083 | |
| 1/23/2013 | 0.0038 | |
| 7/17/2013 | 0.0059 | |
| 1/23/2014 | 0.008 | |
| 1/20/2015 | 0.0058 | |
| 7/29/2015 | 0.0049 | |
| 1/25/2016 | 0.0046 | |
| 7/22/2016 | <0.01 | |
| 1/25/2017 | <0.01 | |
| 8/4/2017 | <0.01 | |
| 1/23/2018 | <0.01 | |
| 6/26/2018 | <0.01 | |
| 1/30/2019 | 0.0096 | |
| 6/26/2019 | 0.0056 | |
| 9/12/2019 | 0.01 | |
| 3/12/2020 | 0.0061 | |
| 9/16/2020 | 0.012 | |
| 3/18/2021 | <0.01 | |
| 8/24/2021 | <0.01 | |
| 3/9/2022 | 0.12 (O) | |
| 5/4/2022 | 0.022 | |
| 8/15/2022 | 0.018 | |
| 2/20/2023 | 0.0038 (J) | |
| 8/15/2023 | <0.01 | |
| 2/20/2024 | <0.01 | |
| 7/31/2024 | <0.01 | |
| 2/19/2025 | 0.0032 (J) | |
| 8/19/2025 | <0.01 | |
| 1/22/2026 | | <0.01 |

ND substitution: RL or RL/2 if <15% NDs.

# Prediction Limit

Constituent: Zinc (mg/L) Analysis Run 3/31/2026 6:17 AM View: Appendix I

Plant Wansley Client: Southern Company Data: Wansley Landfill

| | GWC-34 | GWC-34 |
|---|---|---|
| 9/16/2011 | 0.0029 | |
| 10/31/2011 | <0.01 | |
| 12/12/2011 | 0.0027 | |
| 2/1/2012 | <0.01 | |
| 7/16/2012 | <0.01 | |
| 1/22/2013 | <0.01 | |
| 7/17/2013 | <0.01 | |
| 1/23/2014 | 0.0034 | |
| 6/25/2014 | 0.00083 (J) | |
| 1/14/2015 | 0.0014 (J) | |
| 7/29/2015 | <0.01 | |
| 1/21/2016 | <0.01 | |
| 7/21/2016 | <0.01 | |
| 1/25/2017 | <0.01 | |
| 8/3/2017 | <0.01 | |
| 1/23/2018 | <0.01 | |
| 6/20/2018 | <0.01 | |
| 1/28/2019 | 0.0031 (J) | |
| 6/26/2019 | <0.01 | |
| 9/11/2019 | 0.0068 | |
| 3/11/2020 | 0.0032 (J) | |
| 9/11/2020 | <0.01 | |
| 3/16/2021 | <0.01 | |
| 8/24/2021 | <0.01 | |
| 3/2/2022 | <0.01 | |
| 8/10/2022 | 0.0049 (J) | |
| 2/20/2023 | <0.01 | |
| 8/16/2023 | <0.01 | |
| 2/22/2024 | <0.01 | |
| 8/5/2024 | <0.01 | |
| 2/13/2025 | <0.01 | |
| 8/14/2025 | <0.01 | |
| 1/22/2026 | | <0.01 |

ND substitution: RL or RL/2 if <15% NDs.

# Prediction Limit

Constituent: Zinc (mg/L) Analysis Run 3/31/2026 6:17 AM View: Appendix I

Plant Wansley Client: Southern Company Data: Wansley Landfill

| | GWC-35 | GWC-35 |
|---|---|---|
| 9/16/2011 | 0.006 | |
| 10/31/2011 | 0.0055 | |
| 12/12/2011 | 0.006 | |
| 2/1/2012 | 0.0046 | |
| 7/16/2012 | 0.0038 | |
| 1/22/2013 | 0.0028 | |
| 7/2/2013 | 0.0025 | |
| 1/21/2014 | 0.0036 | |
| 6/25/2014 | 0.0021 (J) | |
| 1/14/2015 | 0.0022 (J) | |
| 7/28/2015 | 0.0016 (J) | |
| 1/21/2016 | 0.0016 (J) | |
| 7/21/2016 | <0.01 | |
| 1/26/2017 | <0.01 | |
| 8/3/2017 | <0.01 | |
| 1/23/2018 | <0.01 | |
| 6/19/2018 | <0.01 | |
| 1/21/2019 | <0.01 | |
| 6/26/2019 | <0.01 | |
| 9/12/2019 | 0.0045 (J) | |
| 3/11/2020 | 0.0034 (J) | |
| 9/11/2020 | <0.01 | |
| 3/16/2021 | <0.01 | |
| 8/18/2021 | <0.01 | |
| 3/2/2022 | <0.01 | |
| 8/15/2022 | 0.014 | |
| 2/20/2023 | <0.01 | |
| 8/16/2023 | <0.01 | |
| 2/22/2024 | <0.01 | |
| 8/5/2024 | 0.0031 (J) | |
| 2/18/2025 | 0.0032 (J) | |
| 8/14/2025 | <0.01 | |
| 1/22/2026 | | <0.01 |

ND substitution: RL or RL/2 if <15% NDs.

# Prediction Limit

Constituent: Barium (mg/L) Analysis Run 3/31/2026 6:17 AM View: Appendix I - Deaseasonalized

Plant Wansley Client: Southern Company Data: Wansley Landfill

| | GWC-9 | GWC-9 |
|---|---|---|
| 9/7/2011 | 0.13 | |
| 10/30/2011 | 0.02 (o) | |
| 12/4/2011 | 0.11 | |
| 1/19/2012 | 0.15 | |
| 7/18/2012 | 0.11 | |
| 1/8/2013 | 0.14 | |
| 7/9/2013 | 0.13 | |
| 1/14/2014 | 0.099 | |
| 6/24/2014 | 0.2 | |
| 1/20/2015 | 0.12 | |
| 7/27/2015 | 0.17 | |
| 1/26/2016 | 0.088 | |
| 3/29/2016 | 0.11 | |
| 5/24/2016 | 0.17 | |
| 7/25/2016 | 0.17 | |
| 9/19/2016 | 0.18 | |
| 11/16/2016 | 0.18 | |
| 1/31/2017 | 0.1 | |
| 3/23/2017 | 0.12 | |
| 5/2/2017 | 0.11 | |
| 8/7/2017 | 0.17 | |
| 1/24/2018 | 0.14 | |
| 6/21/2018 | 0.16 | |
| 1/22/2019 | 0.11 | |
| 6/25/2019 | 0.18 | |
| 9/16/2019 | 0.18 | |
| 3/16/2020 | 0.079 | |
| 9/11/2020 | 0.15 | |
| 3/16/2021 | 0.099 | |
| 8/25/2021 | 0.14 | |
| 3/9/2022 | 0.094 | |
| 8/16/2022 | 0.16 | |
| 2/15/2023 | 0.076 | |
| 8/9/2023 | 0.15 | |
| 2/19/2024 | 0.072 | |
| 7/31/2024 | 0.11 | |
| 2/18/2025 | 0.07 | |
| 8/13/2025 | 0.12 | |
| 1/22/2026 | | 0.07 |

# Prediction Limit

Constituent: Barium (mg/L) Analysis Run 3/31/2026 6:17 AM View: Appendix I - Deaseasonalized

Plant Wansley Client: Southern Company Data: Wansley Landfill

| | GWC-19 | GWC-19 |
|---|---|---|
| 8/30/2011 | 0.037 | |
| 10/26/2011 | 0.037 | |
| 12/3/2011 | 0.037 | |
| 2/8/2012 | 0.048 | |
| 7/11/2012 | 0.035 | |
| 1/8/2013 | 0.059 | |
| 7/16/2013 | 0.069 | |
| 1/21/2014 | 0.075 | |
| 6/24/2014 | 0.066 | |
| 1/13/2015 | 0.076 | |
| 7/23/2015 | 0.05 | |
| 1/27/2016 | 0.092 | |
| 3/30/2016 | 0.0986 | |
| 5/26/2016 | 0.0687 | |
| 7/25/2016 | 0.047 | |
| 9/19/2016 | 0.039 | |
| 11/17/2016 | 0.046 | |
| 2/2/2017 | 0.085 | |
| 3/24/2017 | 0.079 | |
| 5/3/2017 | 0.1 | |
| 8/7/2017 | 0.06 | |
| 1/25/2018 | 0.094 | |
| 6/21/2018 | 0.09 | |
| 1/28/2019 | 0.12 | |
| 6/26/2019 | 0.077 | |
| 9/12/2019 | 0.058 | |
| 3/18/2020 | 0.13 | |
| 9/15/2020 | 0.067 | |
| 3/17/2021 | 0.12 | |
| 8/24/2021 | 0.07 | |
| 3/8/2022 | 0.12 | |
| 8/11/2022 | 0.054 | |
| 2/21/2023 | 0.15 | |
| 8/9/2023 | 0.062 | |
| 2/21/2024 | 0.15 | |
| 8/6/2024 | 0.064 | |
| 2/14/2025 | 0.12 | |
| 8/13/2025 | 0.073 | |
| 1/21/2026 | | 0.13 |

# Prediction Limit

Constituent: Cobalt (mg/L) Analysis Run 3/31/2026 6:17 AM View: Appendix I - Deaseasonalized

Plant Wansley Client: Southern Company Data: Wansley Landfill

| | GWC-7 | GWC-7 |
|---|---|---|
| 9/7/2011 | <0.0025 | |
| 10/30/2011 | <0.0025 | |
| 12/5/2011 | <0.0025 | |
| 1/25/2012 | <0.0025 | |
| 7/18/2012 | 0.017 | |
| 1/7/2013 | 0.03 | |
| 7/9/2013 | 0.028 | |
| 1/14/2014 | 0.021 | |
| 6/24/2014 | 0.011 | |
| 1/20/2015 | 0.0088 | |
| 7/27/2015 | 0.0061 | |
| 1/26/2016 | 0.002 | |
| 3/29/2016 | 0.00652 (J) | |
| 5/24/2016 | 0.00462 (J) | |
| 7/22/2016 | 0.0042 | |
| 9/15/2016 | 0.0036 | |
| 11/16/2016 | 0.0044 | |
| 1/26/2017 | 0.00091 (J) | |
| 3/22/2017 | 0.0016 (J) | |
| 5/2/2017 | 0.011 | |
| 8/4/2017 | 0.0033 | |
| 1/23/2018 | 0.0028 | |
| 6/25/2018 | 0.0057 | |
| 1/21/2019 | 0.00051 (J) | |
| 6/25/2019 | 0.0039 | |
| 9/10/2019 | 0.0035 | |
| 3/12/2020 | 0.00066 (J) | |
| 9/14/2020 | 0.0028 | |
| 3/16/2021 | 0.00057 (J) | |
| 8/19/2021 | 0.0023 (J) | |
| 3/2/2022 | 0.00043 (J) | |
| 8/11/2022 | 0.0019 (J) | |
| 2/21/2023 | 0.00079 (J) | |
| 8/9/2023 | 0.0013 (J) | |
| 2/21/2024 | 0.00076 (J) | |
| 8/1/2024 | 0.0015 (J) | |
| 2/13/2025 | 0.00057 (J) | |
| 8/18/2025 | 0.0019 (J) | |
| 1/22/2026 | | 0.00067 (J) |

# Prediction Limit

Constituent: Cobalt (mg/L) Analysis Run 3/31/2026 6:17 AM View: Appendix I - Deaseasonalized

Plant Wansley Client: Southern Company Data: Wansley Landfill

| | GWC-8 | GWC-8 |
|---|---|---|
| 9/7/2011 | 0.14 (O) | |
| 10/30/2011 | 0.021 | |
| 12/5/2011 | 0.17 (O) | |
| 1/19/2012 | 0.028 | |
| 7/18/2012 | 0.037 | |
| 1/7/2013 | 0.037 | |
| 7/9/2013 | 0.065 | |
| 1/14/2014 | 0.026 | |
| 6/24/2014 | 0.034 | |
| 1/20/2015 | 0.031 | |
| 7/27/2015 | 0.031 | |
| 1/26/2016 | 0.021 | |
| 3/29/2016 | 0.0208 | |
| 5/24/2016 | 0.0649 | |
| 7/26/2016 | 0.044 | |
| 9/19/2016 | 0.059 | |
| 11/16/2016 | 0.064 | |
| 1/26/2017 | 0.0017 (J) | |
| 3/23/2017 | 0.025 | |
| 5/3/2017 | 0.047 | |
| 8/7/2017 | 0.042 | |
| 1/24/2018 | 0.014 | |
| 6/21/2018 | 0.04 | |
| 1/22/2019 | 0.013 | |
| 6/25/2019 | 0.035 | |
| 9/10/2019 | 0.041 | |
| 3/12/2020 | 0.0047 | |
| 9/14/2020 | 0.028 | |
| 3/16/2021 | 0.0052 | |
| 8/20/2021 | 0.013 | |
| 3/2/2022 | 0.005 | |
| 8/11/2022 | 0.021 | |
| 2/15/2023 | 0.0016 (J) | |
| 8/9/2023 | 0.014 | |
| 2/21/2024 | 0.0017 (J) | |
| 7/30/2024 | 0.0076 | |
| 2/13/2025 | 0.0012 (J) | |
| 8/13/2025 | 0.0089 | |
| 1/22/2026 | | 0.00069 (J) |

# Prediction Limit

Constituent: Cobalt (mg/L) Analysis Run 3/31/2026 6:17 AM View: Appendix I - Deaseasonalized

Plant Wansley Client: Southern Company Data: Wansley Landfill

| | GWC-9 | GWC-9 |
|---|---|---|
| 9/7/2011 | 0.27 (O) | |
| 10/30/2011 | 0.01 | |
| 12/4/2011 | 0.1475 | |
| 1/19/2012 | 0.1529 | |
| 7/18/2012 | 0.1275 | |
| 1/8/2013 | 0.07888 | |
| 7/9/2013 | 0.0495 | |
| 1/14/2014 | 0.06088 | |
| 6/24/2014 | 0.0465 | |
| 1/20/2015 | 0.05988 | |
| 7/27/2015 | 0.0475 | |
| 1/26/2016 | 0.05088 | |
| 3/29/2016 | 0.05568 | |
| 5/24/2016 | 0.05628 | |
| 7/25/2016 | 0.0585 | |
| 9/19/2016 | 0.0625 | |
| 11/16/2016 | 0.0685 | |
| 1/31/2017 | 0.1729 | |
| 3/23/2017 | 0.1139 | |
| 5/2/2017 | 0.07188 | |
| 8/7/2017 | 0.0645 | |
| 1/24/2018 | 0.06688 | |
| 6/21/2018 | 0.0565 | |
| 1/22/2019 | 0.05088 | |
| 6/25/2019 | 0.0505 | |
| 9/16/2019 | 0.0495 | |
| 3/16/2020 | 0.04888 | |
| 9/11/2020 | 0.0525 | |
| 3/16/2021 | 0.05788 | |
| 8/25/2021 | 0.0345 | |
| 3/9/2022 | 0.04688 | |
| 8/16/2022 | 0.1575 | |
| 2/15/2023 | 0.04488 | |
| 8/9/2023 | 0.0655 | |
| 2/19/2024 | 0.04488 | |
| 7/31/2024 | 0.0795 | |
| 2/18/2025 | 0.04488 | |
| 8/13/2025 | 0.0885 | |
| 1/22/2026 | | 0.03688 |

# Prediction Limit

Constituent: Nickel (mg/L) Analysis Run 3/31/2026 6:17 AM View: Appendix I - Deaseasonalized

Plant Wansley Client: Southern Company Data: Wansley Landfill

| | GWC-8 | GWC-8 |
|---|---|---|
| 9/7/2011 | <0.0025 | |
| 10/30/2011 | <0.0025 | |
| 12/5/2011 | <0.0025 | |
| 1/19/2012 | <0.0025 | |
| 7/18/2012 | <0.0025 | |
| 1/7/2013 | 0.0025 | |
| 7/9/2013 | 0.0027 | |
| 1/14/2014 | 0.0039 | |
| 6/24/2014 | 0.0014 (J) | |
| 1/20/2015 | 0.0026 | |
| 7/27/2015 | <0.0025 | |
| 1/26/2016 | 0.002 (J) | |
| 7/26/2016 | 0.0053 | |
| 1/26/2017 | 0.0034 | |
| 8/7/2017 | 0.011 (O) | |
| 1/24/2018 | 0.0023 (J) | |
| 6/21/2018 | 0.0031 | |
| 1/22/2019 | 0.0025 | |
| 6/25/2019 | 0.0053 | |
| 9/10/2019 | 0.0026 | |
| 3/12/2020 | 0.0019 | |
| 9/14/2020 | 0.0041 | |
| 3/16/2021 | 0.0026 | |
| 8/20/2021 | 0.0041 | |
| 3/2/2022 | 0.003 | |
| 8/11/2022 | 0.0038 | |
| 2/15/2023 | 0.001 | |
| 8/9/2023 | 0.004 | |
| 2/21/2024 | 0.0021 | |
| 7/30/2024 | 0.0029 | |
| 2/13/2025 | 0.0016 | |
| 8/13/2025 | 0.005 | |
| 1/22/2026 | | 0.0014 (J) |

ND substitution: RL or RL/2 if <15% NDs.

# FIGURE H.

# Appendix I Interwell Prediction Limits - Two-Step - All Results (No Significant)

Plant Wansley Client: Southern Company Data: Wansley Landfill Printed 3/23/2026, 4:29 PM

| Constituent | Well | Upper Lim. | Lower Lim. | Date | Observ. | Sig. | Bg N | Bg Mean | Std. Dev. | %NDs | ND Adj. | Transform | Alpha | Method |
|---|---|---|---|---|---|---|---|---|---|---|---|---|---|---|
| Barium (mg/L) | GWC-6 | 0.19 | n/a | 1/20/2026 | 0.082 | No | 217 | n/a | n/a | 14.29 | n/a | n/a | 0.00004893 | NP Inter (normality) 1 of 2 |
| Barium (mg/L) | GWC-20 | 0.19 | n/a | 1/21/2026 | 0.042 | No | 217 | n/a | n/a | 14.29 | n/a | n/a | 0.00004893 | NP Inter (normality) 1 of 2 |
| Barium (mg/L) | GWC-35 | 0.19 | n/a | 1/22/2026 | 0.054 | No | 217 | n/a | n/a | 14.29 | n/a | n/a | 0.00004893 | NP Inter (normality) 1 of 2 |

Sanitas™ v.10.1.06 Software licensed to Groundwater Stats Consulting. UG

Within Limit

## Prediction Limit

Interwell Non-parametric

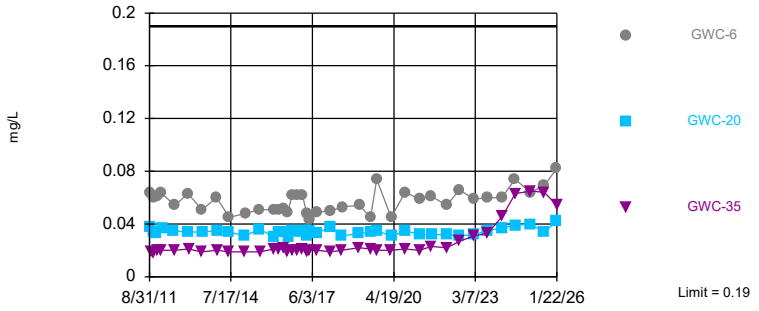


Non-parametric test used in lieu of parametric prediction limit because the Chi Squared normality test showed the data to be non-normal at the 0.01 alpha level. Limit is highest of 217 background values. 14.29% NDs. Annual per-constituent alpha = 0.002834. Individual comparison alpha = 0.00004893 (1 of 2). Comparing 3 points to limit. Assumes 26 future values.

Constituent: Barium Analysis Run 3/23/2026 4:28 PM View: Appendix I - Interwell - Two Step

Plant Wansley Client: Southern Company Data: Wansley Landfill

# Prediction Limit

Constituent: Barium (mg/L) Analysis Run 3/23/2026 4:29 PM View: Appendix I - Interwell - Two Step

Plant Wansley Client: Southern Company Data: Wansley Landfill

| | GWC-20 | GWC-6 | GWA-4 (bg) | GWA-3 (bg) | GWA-1 (bg) | GWA-28 (bg) | GWC-35 | GWA-29 (bg) | GWA-2 (bg) |
|---|---|---|---|---|---|---|---|---|---|
| 8/31/2011 | 0.038 | 0.064 | 0.092 | 0.1 | | | | | |
| 9/16/2011 | | | | | 0.013 | 0.0022 | 0.019 | | |
| 9/17/2011 | | | | | | | | 0.0016 | 0.011 |
| 10/27/2011 | 0.034 | | 0.061 | | 0.012 | | | | 0.013 |
| 10/28/2011 | | | | | | 0.0016 | | 0.0015 | |
| 10/30/2011 | | 0.06 | | | | | | | |
| 10/31/2011 | | | | | | | 0.018 | | |
| 12/4/2011 | 0.033 | | | | | | | | |
| 12/5/2011 | | 0.061 | | | | | | | |
| 12/12/2011 | | | | | | 0.0018 | 0.02 | 0.0013 | |
| 12/13/2011 | | | | | 0.012 | | | | |
| 12/14/2011 | | | 0.1 | | | | | | 0.01 |
| 1/25/2012 | | 0.064 | | | | <0.01 | | | |
| 1/31/2012 | | | | | 0.011 | | | <0.01 | |
| 2/1/2012 | | | 0.087 | | | | 0.02 | | |
| 2/7/2012 | | | | | | | | | 0.014 |
| 2/8/2012 | 0.037 | | | | | | | | |
| 7/11/2012 | 0.035 | | | | | | | | |
| 7/16/2012 | | | | | | 0.0011 | 0.02 | | |
| 7/17/2012 | | | | | | | | 0.0016 | |
| 7/18/2012 | | | | | 0.012 | | | | |
| 7/23/2012 | | | 0.13 | | | | | | 0.014 |
| 7/24/2012 | | 0.054 | | | | | | | |
| 1/8/2013 | 0.034 | 0.063 | | | | | | | |
| 1/22/2013 | | | | | | | 0.021 | | |
| 1/23/2013 | | | 0.11 | | | | | | 0.02 |
| 1/24/2013 | | | | | 0.012 | <0.01 | | 0.0013 | |
| 7/2/2013 | | | | | | | 0.019 | | |
| 7/9/2013 | | 0.051 | | | | | | | |
| 7/16/2013 | 0.034 | | | | | | | | |
| 7/17/2013 | | | 0.087 | | 0.0097 | | | | |
| 7/23/2013 | | | | | | <0.01 | | | |
| 7/24/2013 | | | | | | | | 0.0022 | 0.016 |
| 1/15/2014 | | 0.06 | 0.081 | | | | | | |
| 1/21/2014 | 0.035 | | | | 0.0096 | | 0.02 | | |
| 1/22/2014 | | | | | | 0.0013 | | 0.0012 (J) | 0.017 |
| 6/24/2014 | 0.034 | | | | | | | | |
| 6/25/2014 | | 0.045 | 0.081 | 0.048 | 0.0094 | | 0.019 | | |
| 7/1/2014 | | | | | | 0.0012 (J) | | | 0.015 |
| 7/8/2014 | | | | | | | | 0.0013 | |
| 1/13/2015 | 0.031 | | | | | | | | |
| 1/14/2015 | | | 0.13 | | 0.0095 | | 0.019 | | |
| 1/20/2015 | | 0.048 | | | | | | | |
| 1/21/2015 | | | | | | 0.00042 (J) | | 0.0015 | |
| 1/22/2015 | | | | | | | | | 0.019 |
| 7/21/2015 | | | 0.11 | 0.036 | 0.0099 | 0.00055 (J) | | | |
| 7/22/2015 | | | | | | | | 0.0014 | 0.014 |
| 7/23/2015 | 0.036 | | | | | | | | |
| 7/24/2015 | | 0.051 | | | | | | | |
| 7/28/2015 | | | | | | | 0.019 | | |
| 1/19/2016 | | | | | | | | 0.00092 (J) | |
| 1/20/2016 | | 0.051 | 0.086 | | | | | | 0.016 |

ND substitution: RL or RL/2 if <15% NDs.

# Prediction Limit

Constituent: Barium (mg/L) Analysis Run 3/23/2026 4:29 PM View: Appendix I - Interwell - Two Step

Plant Wansley Client: Southern Company Data: Wansley Landfill

| | GWC-20 | GWC-6 | GWA-4 (bg) | GWA-3 (bg) | GWA-1 (bg) | GWA-28 (bg) | GWC-35 | GWA-29 (bg) | GWA-2 (bg) |
|---|---|---|---|---|---|---|---|---|---|
| 1/21/2016 | | | | | 0.011 | | 0.021 | | |
| 1/22/2016 | | | | | | 0.00037 (J) | | | |
| 1/27/2016 | 0.03 | | | | | | | | |
| 3/22/2016 | | | | | | <0.01 | | <0.01 | |
| 3/23/2016 | | | 0.112 | | 0.00968 (J) | | | | 0.00773 (J) |
| 3/24/2016 | | | | | | | 0.0206 | | |
| 3/28/2016 | | 0.0506 | | | | | | | |
| 3/30/2016 | 0.0344 | | | | | | | | |
| 3/31/2016 | | | | 0.027 | | | | | |
| 5/19/2016 | | | 0.11 | | | | | 0.00265 (J) | |
| 5/20/2016 | | | | | 0.0096 (J) | | | | |
| 5/23/2016 | | | | | | <0.01 | 0.0221 | | |
| 5/24/2016 | | 0.052 | | | | | | | 0.00761 (J) |
| 5/25/2016 | | | | 0.027 | | | | | |
| 5/26/2016 | 0.0336 | | | | | | | | |
| 7/21/2016 | | 0.049 | 0.14 | | 0.0087 | | 0.019 | 0.0038 | |
| 7/25/2016 | 0.03 | | | | | 0.001 (J) | | | |
| 7/26/2016 | | | | | | | | | 0.0078 |
| 7/27/2016 | | | | 0.029 | | | | | |
| 9/14/2016 | | | 0.15 | | | | | | |
| 9/15/2016 | | 0.062 | | | 0.0086 | 0.00092 (J) | 0.02 | | |
| 9/16/2016 | | | | | | | | | 0.017 |
| 9/20/2016 | 0.035 | | | | | | | | |
| 11/9/2016 | | | | | | 0.0016 (J) | | | |
| 11/10/2016 | | | 0.17 | | | | | | 0.016 |
| 11/11/2016 | | | | | 0.0095 | | | | |
| 11/15/2016 | | | | | | | 0.02 | | |
| 11/16/2016 | | 0.062 | | | | | | | |
| 11/17/2016 | 0.034 | | | | | | | | |
| 1/17/2017 | | | 0.18 | | | <0.01 | | 0.0011 (J) | |
| 1/19/2017 | | | | | 0.0087 | | | | 0.02 |
| 1/26/2017 | | 0.062 | | | | | 0.021 | | |
| 2/2/2017 | 0.035 | | | | | | | | |
| 3/15/2017 | | | | | | | | 0.00085 (J) | |
| 3/16/2017 | | | 0.15 | | 0.01 | 0.00055 (J) | | | |
| 3/17/2017 | | | | | | | | | 0.016 |
| 3/22/2017 | | 0.048 | | | | | 0.019 | | |
| 3/28/2017 | 0.031 | | | | | | | | |
| 4/27/2017 | | | 0.13 | | | <0.01 | | 0.00097 (J) | |
| 4/28/2017 | | | | | 0.0091 | | | | 0.016 |
| 5/2/2017 | | 0.043 | | | | | 0.02 | | |
| 5/4/2017 | 0.035 | | | | | | | | |
| 7/18/2017 | | | | | | | | 0.0016 (J) | |
| 8/1/2017 | | | | 0.03 | | 0.00059 (J) | | 0.0011 (J) | |
| 8/2/2017 | | | 0.15 | | | | | | 0.014 |
| 8/3/2017 | | 0.049 | | | 0.0099 | | 0.02 | | |
| 8/7/2017 | 0.033 | | | | | | | | |
| 10/3/2017 | | | | 0.038 | | | | | |
| 1/19/2018 | | | | | 0.0089 | <0.01 | | 0.00076 (J) | 0.014 |
| 1/22/2018 | | | 0.15 | | | | | | |
| 1/23/2018 | | 0.05 | | | | | 0.019 | | |
| 1/26/2018 | 0.038 | | | | | | | | |

ND substitution: RL or RL/2 if <15% NDs.

# Prediction Limit

Constituent: Barium (mg/L) Analysis Run 3/23/2026 4:29 PM View: Appendix I - Interwell - Two Step

Plant Wansley Client: Southern Company Data: Wansley Landfill

| | GWC-20 | GWC-6 | GWA-4 (bg) | GWA-3 (bg) | GWA-1 (bg) | GWA-28 (bg) | GWC-35 | GWA-29 (bg) | GWA-2 (bg) |
|---|---|---|---|---|---|---|---|---|---|
| 6/19/2018 | | | 0.13 | | 0.012 | <0.01 | 0.02 | 0.00078 (J) | 0.015 |
| 6/20/2018 | | | | 0.029 | | | | | |
| 6/21/2018 | 0.031 | | | | | | | | |
| 6/25/2018 | | 0.053 | | | | | | | |
| 1/17/2019 | | | 0.12 | | 0.01 | | | | 0.01 |
| 1/18/2019 | | | | 0.033 | | | | 0.0007 (J) | |
| 1/21/2019 | | | | | | 0.00088 | 0.022 | | |
| 1/28/2019 | 0.033 | | | | | | | | |
| 1/30/2019 | | 0.054 | | | | | | | |
| 6/24/2019 | | | 0.12 | | 0.0096 (J) | | | | 0.011 |
| 6/25/2019 | 0.034 | | | 0.082 | | <0.01 | | <0.01 | |
| 6/26/2019 | | 0.045 | | | | | 0.021 | | |
| 9/9/2019 | | | | | 0.012 | | | | |
| 9/10/2019 | | | 0.16 | | | 0.0022 (J) | | 0.0033 (J) | 0.015 |
| 9/11/2019 | 0.035 | | | 0.094 | | | | | |
| 9/12/2019 | | 0.074 | | | | | 0.02 | | |
| 3/10/2020 | | | 0.14 | 0.079 | 0.01 | 0.0018 (J) | | <0.01 | 0.01 |
| 3/11/2020 | | | | | | | 0.02 | | |
| 3/16/2020 | | 0.045 | | | | | | | |
| 3/18/2020 | 0.031 | | | | | | | | |
| 9/9/2020 | | | 0.12 | 0.088 | 0.01 | <0.01 | | <0.01 | |
| 9/10/2020 | | | | | | | | | 0.012 |
| 9/11/2020 | | 0.064 | | | | | 0.021 | | |
| 9/15/2020 | 0.035 | | | | | | | | |
| 3/15/2021 | | | 0.13 | 0.1 | 0.01 | <0.01 | | <0.01 | 0.011 |
| 3/16/2021 | 0.032 | | | | | | 0.02 | | |
| 3/17/2021 | | 0.059 | | | | | | | |
| 8/16/2021 | | | | | 0.01 | <0.01 | | | |
| 8/18/2021 | | 0.061 | 0.12 | 0.092 | | | 0.023 | <0.01 | 0.014 |
| 8/24/2021 | 0.032 | | | | | | | | |
| 2/28/2022 | | | | | 0.01 | | | | |
| 3/1/2022 | | | 0.12 | 0.078 | | <0.01 | | | 0.012 |
| 3/2/2022 | | 0.054 | | | | | 0.022 | <0.01 | |
| 3/7/2022 | 0.032 | | | | | | | | |
| 8/9/2022 | | | 0.12 | 0.098 | 0.012 | <0.01 | | 0.0011 (J) | 0.015 |
| 8/11/2022 | | 0.066 | | | | | | | |
| 8/15/2022 | | | | | | | 0.027 | | |
| 8/16/2022 | 0.031 | | | | | | | | |
| 2/13/2023 | | | | | | | | <0.01 | |
| 2/14/2023 | | | 0.12 | 0.075 | 0.011 | 0.001 (J) | | | 0.011 |
| 2/20/2023 | | 0.059 | | | | | 0.031 | | |
| 2/22/2023 | 0.032 | | | | | | | | |
| 8/8/2023 | | | | 0.11 | | | | 0.00089 (J) | |
| 8/9/2023 | 0.035 | | 0.14 | | 0.011 | 0.01 | | | 0.014 |
| 8/14/2023 | | 0.06 | | | | | | | |
| 8/16/2023 | | | | | | | 0.033 | | |
| 2/13/2024 | | | | | 0.012 | | | | |
| 2/14/2024 | | 0.06 | 0.19 | | | <0.01 | | <0.01 | 0.014 |
| 2/20/2024 | 0.037 | | | | | | | | |
| 2/22/2024 | | | | | | | 0.046 | | |
| 7/29/2024 | | | 0.15 | | | <0.01 | | | |
| 7/30/2024 | | | | | 0.011 | | | <0.01 | 0.014 |

ND substitution: RL or RL/2 if <15% NDs.

# Prediction Limit

Constituent: Barium (mg/L) Analysis Run 3/23/2026 4:29 PM View: Appendix I - Interwell - Two Step

Plant Wansley Client: Southern Company Data: Wansley Landfill

| | GWC-20 | GWC-6 | GWA-4 (bg) | GWA-3 (bg) | GWA-1 (bg) | GWA-28 (bg) | GWC-35 | GWA-29 (bg) | GWA-2 (bg) |
|---|---|---|---|---|---|---|---|---|---|
| 7/31/2024 | | | | 0.066 | | | | | |
| 8/1/2024 | | 0.074 | | | | | | | |
| 8/2/2024 | 0.039 | | | | | | | | |
| 8/5/2024 | | | | | | | 0.063 | | |
| 2/10/2025 | | | 0.16 | | | 0.0027 (J) | | | |
| 2/11/2025 | | | | | 0.011 | | | <0.01 | 0.021 |
| 2/14/2025 | 0.04 | | | | | | | | |
| 2/18/2025 | | 0.064 | | | | | 0.065 | | |
| 8/12/2025 | 0.034 | | 0.14 | | 0.011 | 0.00082 (J) | | <0.01 | 0.013 |
| 8/13/2025 | | | | 0.049 | | | | | |
| 8/14/2025 | | | | | | | 0.064 | | |
| 8/15/2025 | | 0.069 | | | | | | | |
| 1/20/2026 | | 0.082 | 0.15 | | 0.011 | 0.00045 (J) | | <0.01 | 0.024 |
| 1/21/2026 | 0.042 | | | 0.069 | | | | | |
| 1/22/2026 | | | | | | | 0.054 | | |

ND substitution: RL or RL/2 if <15% NDs.

# FIGURE I.

# Appendix I Trend Tests - Prediction Limit Exceedances - Significant Results

Plant Wansley Client: Southern Company Data: Wansley Landfill Printed 3/23/2026, 3:36 PM

| Constituent | Well | Slope | Calc. | Critical | Sig. | N | %NDs | Normality | Xform | Alpha | Method |
|---|---|---|---|---|---|---|---|---|---|---|---|
| **Barium (mg/L)** | **GWA-4 (bg)** | **0.004017** | **301** | **214** | **Yes** | **39** | **0** | **n/a** | **n/a** | **0.01** | **NP** |
| **Barium (mg/L)** | **GWC-35** | **0.0005399** | **412** | **214** | **Yes** | **39** | **0** | **n/a** | **n/a** | **0.01** | **NP** |

# Appendix I Trend Tests - Prediction Limit Exceedances - All Results

Plant Wansley Client: Southern Company Data: Wansley Landfill Printed 3/23/2026, 3:36 PM

| Constituent | Well | Slope | Calc. | Critical | Sig. | N | %NDs | Normality | Xform | Alpha | Method |
|---|---|---|---|---|---|---|---|---|---|---|---|
| Barium (mg/L) | GWA-1 (bg) | 0 | 70 | 214 | No | 39 | 0 | n/a | n/a | 0.01 | NP |
| Barium (mg/L) | GWA-2 (bg) | 0 | -4 | -214 | No | 39 | 0 | n/a | n/a | 0.01 | NP |
| Barium (mg/L) | GWA-3 (bg) | 0.004279 | 74 | 98 | No | 23 | 0 | n/a | n/a | 0.01 | NP |
| **Barium (mg/L)** | **GWA-4 (bg)** | **0.004017** | **301** | **214** | **Yes** | **39** | **0** | **n/a** | **n/a** | **0.01** | **NP** |
| Barium (mg/L) | GWA-28 (bg) | 0 | 65 | 214 | No | 39 | 43.59 | n/a | n/a | 0.01 | NP |
| Barium (mg/L) | GWA-29 (bg) | 0.0001147 | 148 | 206 | No | 38 | 36.84 | n/a | n/a | 0.01 | NP |
| Barium (mg/L) | GWC-6 | 0.0006661 | 134 | 214 | No | 39 | 0 | n/a | n/a | 0.01 | NP |
| Barium (mg/L) | GWC-20 | 0 | 26 | 214 | No | 39 | 0 | n/a | n/a | 0.01 | NP |
| **Barium (mg/L)** | **GWC-35** | **0.0005399** | **412** | **214** | **Yes** | **39** | **0** | **n/a** | **n/a** | **0.01** | **NP** |

Sanitas™ v.10.1.06 Software licensed to Groundwater Stats Consulting. UG

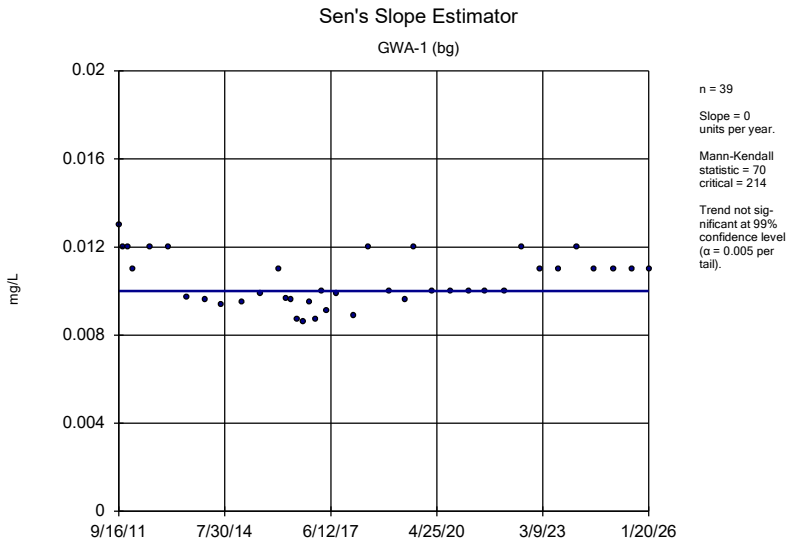


Constituent: Barium Analysis Run 3/23/2026 3:35 PM View: Appendix I - Trend
Plant Wansley Client: Southern Company Data: Wansley Landfill

Sanitas™ v.10.1.06 Software licensed to Groundwater Stats Consulting. UG

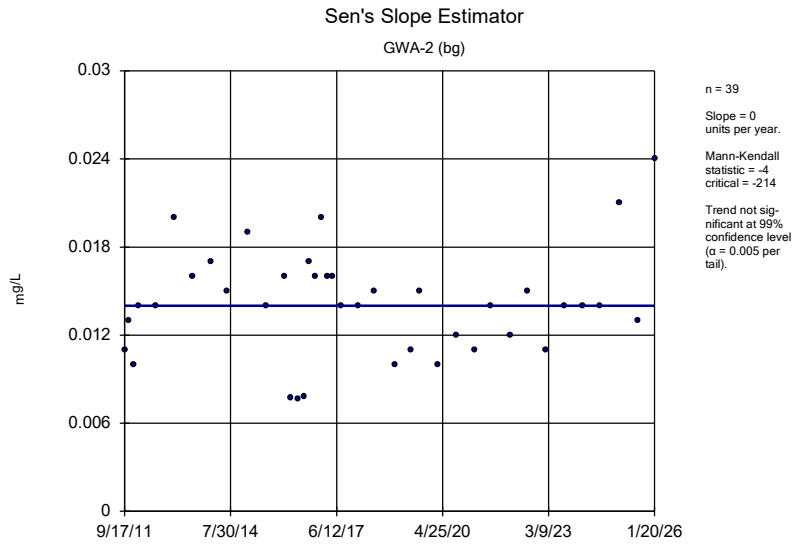


Constituent: Barium Analysis Run 3/23/2026 3:35 PM View: Appendix I - Trend
Plant Wansley Client: Southern Company Data: Wansley Landfill

Sanitas™ v.10.1.06 Software licensed to Groundwater Stats Consulting. UG

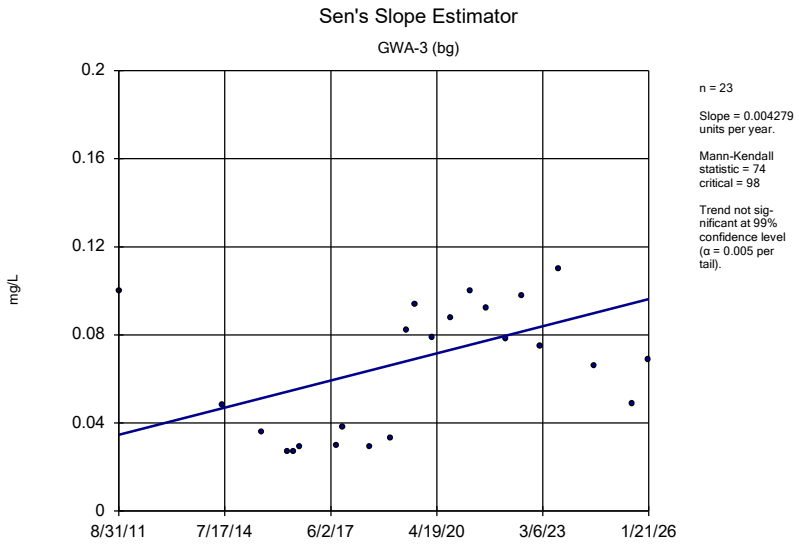


Constituent: Barium Analysis Run 3/23/2026 3:35 PM View: Appendix I - Trend
Plant Wansley Client: Southern Company Data: Wansley Landfill

Sanitas™ v.10.1.06 Software licensed to Groundwater Stats Consulting. UG

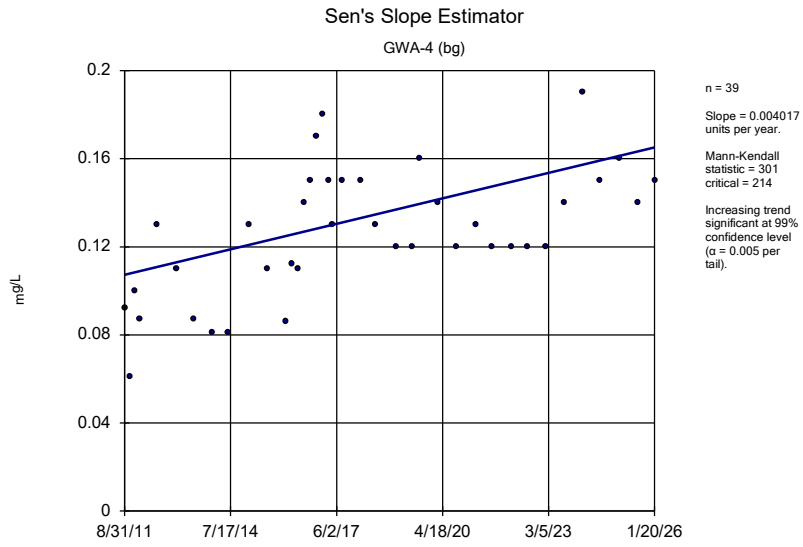


Constituent: Barium Analysis Run 3/23/2026 3:35 PM View: Appendix I - Trend
Plant Wansley Client: Southern Company Data: Wansley Landfill

Sanitas™ v.10.1.06 Software licensed to Groundwater Stats Consulting. UG
Hollow symbols indicate censored values.

## Sen's Slope Estimator

GWA-28 (bg)

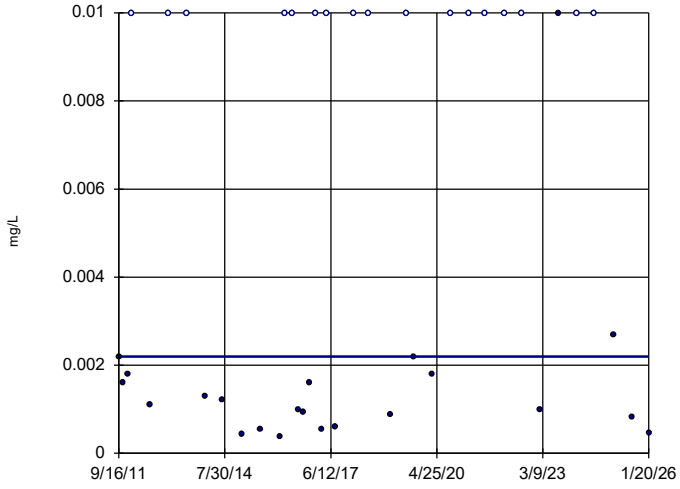


n = 39

Slope = 0
units per year.

Mann-Kendall
statistic = 65
critical = 214

Trend not sig-
nificant at 99%
confidence level
(α = 0.005 per
tail).

Constituent: Barium  Analysis Run 3/23/2026 3:35 PM  View: Appendix I - Trend
Plant Wansley  Client: Southern Company  Data: Wansley Landfill

Sanitas™ v.10.1.06 Software licensed to Groundwater Stats Consulting. UG
Hollow symbols indicate censored values.

## Sen's Slope Estimator

GWA-29 (bg)

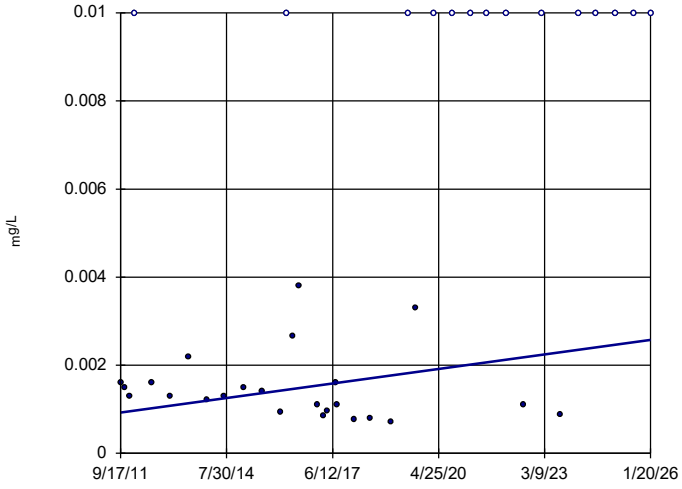


n = 38

Slope = 0.0001147
units per year.

Mann-Kendall
statistic = 148
critical = 206

Trend not sig-
nificant at 99%
confidence level
(α = 0.005 per
tail).

Constituent: Barium  Analysis Run 3/23/2026 3:35 PM  View: Appendix I - Trend
Plant Wansley  Client: Southern Company  Data: Wansley Landfill

Sanitas™ v.10.1.06 Software licensed to Groundwater Stats Consulting. UG

## Sen's Slope Estimator

GWC-6

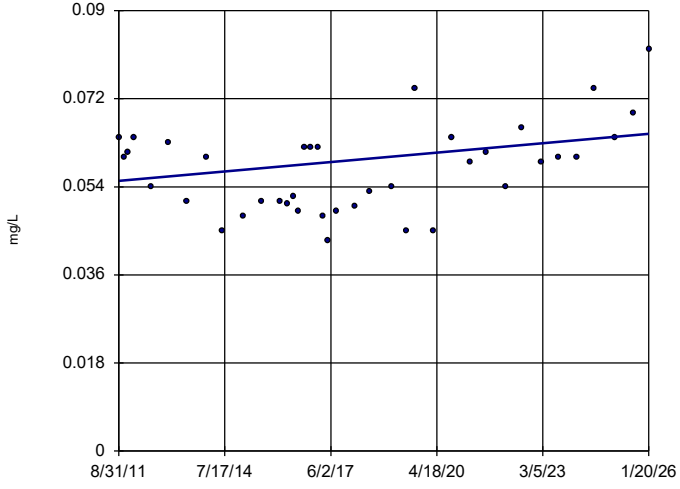


n = 39

Slope = 0.0006661
units per year.

Mann-Kendall
statistic = 134
critical = 214

Trend not sig-
nificant at 99%
confidence level
(α = 0.005 per
tail).

Constituent: Barium  Analysis Run 3/23/2026 3:35 PM  View: Appendix I - Trend
Plant Wansley  Client: Southern Company  Data: Wansley Landfill

Sanitas™ v.10.1.06 Software licensed to Groundwater Stats Consulting. UG

## Sen's Slope Estimator

GWC-20

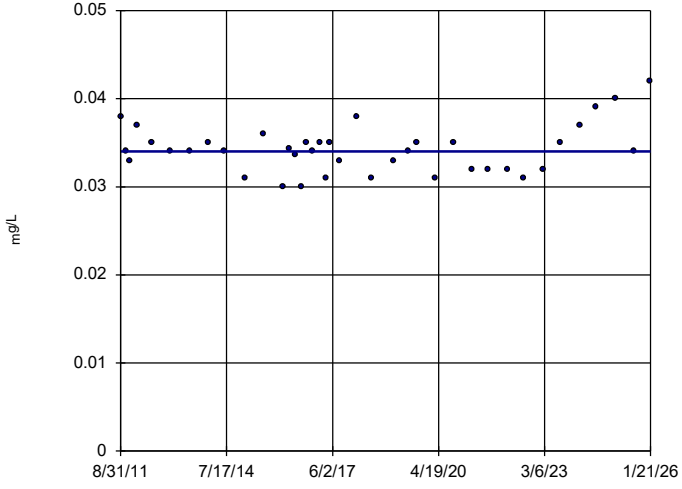


n = 39

Slope = 0
units per year.

Mann-Kendall
statistic = 26
critical = 214

Trend not sig-
nificant at 99%
confidence level
(α = 0.005 per
tail).

Constituent: Barium  Analysis Run 3/23/2026 3:35 PM  View: Appendix I - Trend
Plant Wansley  Client: Southern Company  Data: Wansley Landfill

Sanitas™ v.10.1.06 Software licensed to Groundwater Stats Consulting. UG

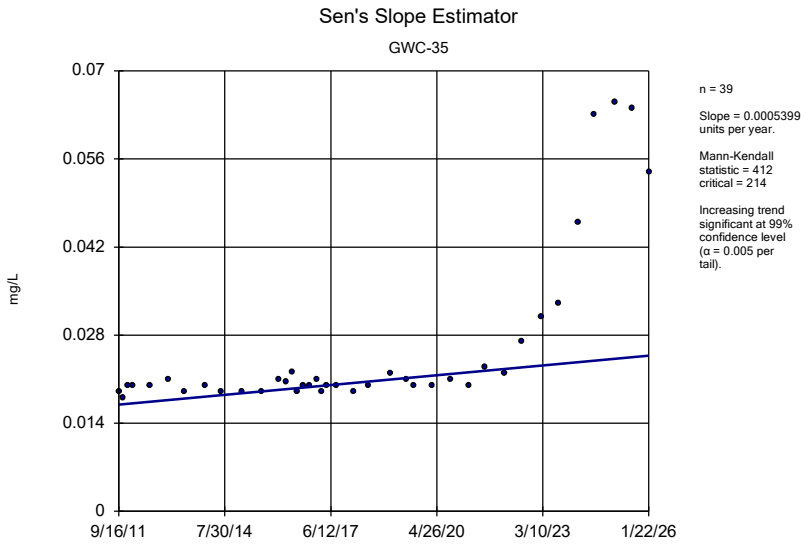


Constituent: Barium Analysis Run 3/23/2026 3:35 PM View: Appendix I - Trend

Plant Wansley Client: Southern Company Data: Wansley Landfill

# FIGURE J.

# Appendix III Intrawell Prediction Limits - Significant Results

Plant Wansley Client: Southern Company Data: Wansley Landfill Printed 3/23/2026, 2:08 PM

| Constituent | Well | Upper Lim. | Lower Lim. | Date | Observ. | Sig. | Bg N | Bg Mean | Std. Dev. | %NDs | ND Adj. | Transform | Alpha | Method |
|---|---|---|---|---|---|---|---|---|---|---|---|---|---|---|
| **Sulfate (mg/L)** | **GWA-2** | **15** | **n/a** | **1/20/2026** | **18** | **Yes** | **27** | **n/a** | **n/a** | **0** | **n/a** | **n/a** | **0.002502** | **NP Intra (normality) 1 of 2** |
| **Sulfate (mg/L)** | **GWC-8** | **46.86** | **n/a** | **1/22/2026** | **68** | **Yes** | **26** | **2.91** | **0.3772** | **0** | **None** | **ln(x)** | **0.0002595** | **Param Intra 1 of 2** |
| **Sulfate (mg/L)** | **GWC-35** | **4.7** | **n/a** | **1/22/2026** | **9.7** | **Yes** | **23** | **n/a** | **n/a** | **0** | **n/a** | **n/a** | **0.003415** | **NP Intra (normality) 1 of 2** |
| **TDS (mg/L)** | **GWC-24** | **45.79** | **n/a** | **1/21/2026** | **47** | **Yes** | **27** | **24.04** | **8.803** | **7.407** | **None** | **No** | **0.0002595** | **Param Intra 1 of 2** |

# Appendix III Intrawell Prediction Limits - All Results

Plant Wansley Client: Southern Company Data: Wansley Landfill Printed 3/23/2026, 2:08 PM

| Constituent | Well | Upper Lim. | Lower Lim. | Date | Observ. | Sig. | Bg N | Bg Mean | Std. Dev. | %NDs | ND Adj. | Transform | Alpha | Method |
|---|---|---|---|---|---|---|---|---|---|---|---|---|---|---|
| pH, Field (SU) | GWA-1 | 5.75 | 5.042 | 1/20/2026 | 5.46 | No | 29 | 5.396 | 0.1449 | 0 | None | No | 0.0001297 | Param Intra 1 of 2 |
| pH, Field (SU) | GWA-2 | 5.979 | 5.168 | 1/20/2026 | 5.61 | No | 29 | 32376 | 5447 | 0 | None | x^6 | 0.0001297 | Param Intra 1 of 2 |
| pH, Field (SU) | GWA-3 | 7.137 | 4.651 | 1/20/2026 | 6.08 | No | 21 | 5.894 | 0.4801 | 0 | None | No | 0.0001297 | Param Intra 1 of 2 |
| pH, Field (SU) | GWA-4 | 6.589 | 5.927 | 1/20/2026 | 6 | No | 28 | 6.258 | 0.1346 | 0 | None | No | 0.0001297 | Param Intra 1 of 2 |
| pH, Field (SU) | GWA-28 | 6.517 | 5.668 | 1/20/2026 | 5.76 | No | 29 | 2.467 | 0.0352 | 0 | None | sqrt(x) | 0.0001297 | Param Intra 1 of 2 |
| pH, Field (SU) | GWA-29 | 6.211 | 5.493 | 1/20/2026 | 5.74 | No | 27 | 5.852 | 0.1454 | 0 | None | No | 0.0001297 | Param Intra 1 of 2 |
| pH, Field (SU) | GWC-5 | 7.05 | 6.15 | 1/21/2026 | 6.36 | No | 28 | n/a | n/a | 0 | n/a | n/a | 0.004674 | NP Intra (normality) 1 of 2 |
| pH, Field (SU) | GWC-6 | 6.5 | 5.71 | 1/20/2026 | 5.71 | No | 28 | n/a | n/a | 0 | n/a | n/a | 0.004674 | NP Intra (normality) 1 of 2 |
| pH, Field (SU) | GWC-7 | 6.64 | 6.137 | 1/22/2026 | 6.36 | No | 28 | 6.388 | 0.1023 | 0 | None | No | 0.0001297 | Param Intra 1 of 2 |
| pH, Field (SU) | GWC-8 | 6.34 | 5.57 | 1/22/2026 | 5.87 | No | 30 | 5.955 | 0.1585 | 0 | None | No | 0.0001297 | Param Intra 1 of 2 |
| pH, Field (SU) | GWC-9 | 6.173 | 5.171 | 1/22/2026 | 5.5 | No | 31 | 5.672 | 0.207 | 0 | None | No | 0.0001297 | Param Intra 1 of 2 |
| pH, Field (SU) | GWC-10 | 6.92 | 5.016 | 1/21/2026 | 5.33 | No | 27 | 5.968 | 0.3853 | 0 | None | No | 0.0001297 | Param Intra 1 of 2 |
| pH, Field (SU) | GWC-11 | 6.496 | 5.693 | 1/21/2026 | 6.09 | No | 32 | 6.094 | 0.1664 | 0 | None | No | 0.0001297 | Param Intra 1 of 2 |
| pH, Field (SU) | GWC-12 | 7.754 | 6.959 | 1/21/2026 | 7.27 | No | 31 | 7.356 | 0.1642 | 0 | None | No | 0.0001297 | Param Intra 1 of 2 |
| pH, Field (SU) | GWC-13 | 7.49 | 6.52 | 1/21/2026 | 6.53 | No | 30 | n/a | n/a | 0 | n/a | n/a | 0.004015 | NP Intra (normality) 1 of 2 |
| pH, Field (SU) | GWC-14 | 6.277 | 4.651 | 1/20/2026 | 5.33 | No | 30 | 5.464 | 0.3343 | 0 | None | No | 0.0001297 | Param Intra 1 of 2 |
| pH, Field (SU) | GWC-15 | 7.24 | 6.31 | 1/21/2026 | 6.37 | No | 31 | n/a | n/a | 0 | n/a | n/a | 0.003811 | NP Intra (normality) 1 of 2 |
| pH, Field (SU) | GWC-16 | 6.372 | 5.818 | 1/21/2026 | 5.9 | No | 28 | 6.095 | 0.1128 | 0 | None | No | 0.0001297 | Param Intra 1 of 2 |
| pH, Field (SU) | GWC-17 | 6.44 | 5.883 | 1/21/2026 | 5.99 | No | 30 | 6.161 | 0.1147 | 0 | None | No | 0.0001297 | Param Intra 1 of 2 |
| pH, Field (SU) | GWC-18 | 6.178 | 5.652 | 1/21/2026 | 5.91 | No | 27 | 5.915 | 0.1063 | 0 | None | No | 0.0001297 | Param Intra 1 of 2 |
| pH, Field (SU) | GWC-19 | 6.176 | 5.541 | 1/21/2026 | 5.96 | No | 29 | 5.859 | 0.1299 | 0 | None | No | 0.0001297 | Param Intra 1 of 2 |
| pH, Field (SU) | GWC-20 | 6.91 | 6.01 | 1/21/2026 | 6.37 | No | 28 | n/a | n/a | 0 | n/a | n/a | 0.004674 | NP Intra (normality) 1 of 2 |
| pH, Field (SU) | GWC-21 | 5.977 | 5.111 | 1/20/2026 | 5.82 | No | 28 | 5.544 | 0.176 | 0 | None | No | 0.0001297 | Param Intra 1 of 2 |
| pH, Field (SU) | GWC-22 | 6.977 | 6.227 | 1/20/2026 | 6.94 | No | 29 | 6.602 | 0.1533 | 0 | None | No | 0.0001297 | Param Intra 1 of 2 |
| pH, Field (SU) | GWC-23 | 6.363 | 5.519 | 1/22/2026 | 5.94 | No | 28 | 5.941 | 0.1717 | 0 | None | No | 0.0001297 | Param Intra 1 of 2 |
| pH, Field (SU) | GWC-24 | 6.46 | 4.97 | 1/21/2026 | 5.37 | No | 26 | n/a | n/a | 0 | n/a | n/a | 0.005334 | NP Intra (normality) 1 of 2 |
| pH, Field (SU) | GWC-25 | 7.058 | 5.217 | 1/21/2026 | 6.17 | No | 31 | 6.137 | 0.3802 | 0 | None | No | 0.0001297 | Param Intra 1 of 2 |
| pH, Field (SU) | GWC-26 | 6.038 | 5.52 | 1/22/2026 | 5.54 | No | 28 | n/a | n/a | 0 | n/a | n/a | 0.004674 | NP Intra (normality) 1 of 2 |
| pH, Field (SU) | GWC-27 | 5.938 | 5.146 | 1/21/2026 | 5.33 | No | 29 | 5.542 | 0.1619 | 0 | None | No | 0.0001297 | Param Intra 1 of 2 |
| pH, Field (SU) | GWC-30 | 6.78 | 5.77 | 1/21/2026 | 5.85 | No | 29 | n/a | n/a | 0 | n/a | n/a | 0.004345 | NP Intra (normality) 1 of 2 |
| pH, Field (SU) | GWC-31 | 6.72 | 5.89 | 2/11/2026 | 6.14 | No | 30 | n/a | n/a | 0 | n/a | n/a | 0.004015 | NP Intra (normality) 1 of 2 |
| pH, Field (SU) | GWC-32 | 6.363 | 5.856 | 1/21/2026 | 5.95 | No | 27 | 6.11 | 0.1026 | 0 | None | No | 0.0001297 | Param Intra 1 of 2 |
| pH, Field (SU) | GWC-33 | 6.905 | 5.705 | 1/22/2026 | 6.25 | No | 29 | 6.305 | 0.2454 | 0 | None | No | 0.0001297 | Param Intra 1 of 2 |
| pH, Field (SU) | GWC-34 | 6.329 | 5.465 | 1/22/2026 | 5.93 | No | 28 | 5.897 | 0.1758 | 0 | None | No | 0.0001297 | Param Intra 1 of 2 |
| pH, Field (SU) | GWC-35 | 5.873 | 5.215 | 1/22/2026 | 5.46 | No | 29 | 5.544 | 0.1346 | 0 | None | No | 0.0001297 | Param Intra 1 of 2 |
| Sulfate (mg/L) | GWA-1 | 1.7 | n/a | 1/20/2026 | 1ND | No | 27 | n/a | n/a | 88.89 | n/a | n/a | 0.002502 | NP Intra (NDs) 1 of 2 |
| **Sulfate (mg/L)** | **GWA-2** | **15** | **n/a** | **1/20/2026** | **18** | **Yes** | **27** | **n/a** | **n/a** | **0** | **n/a** | **n/a** | **0.002502** | **NP Intra (normality) 1 of 2** |
| Sulfate (mg/L) | GWA-3 | 165.3 | n/a | n/a | 1 future | n/a | 17 | 56.04 | 40.1 | 11.76 | None | No | 0.0002595 | Param Intra 1 of 2 |
| Sulfate (mg/L) | GWA-4 | 15 | n/a | 1/20/2026 | 11 | No | 27 | n/a | n/a | 0 | n/a | n/a | 0.002502 | NP Intra (normality) 1 of 2 |
| Sulfate (mg/L) | GWA-28 | 2.486 | n/a | 1/20/2026 | 1 | No | 28 | 1.042 | 0.1272 | 3.571 | None | x^(1/3) | 0.0002595 | Param Intra 1 of 2 |
| Sulfate (mg/L) | GWA-29 | 26 | n/a | 1/20/2026 | 4 | No | 28 | n/a | n/a | 0 | n/a | n/a | 0.002337 | NP Intra (normality) 1 of 2 |
| Sulfate (mg/L) | GWC-5 | 37.05 | n/a | 1/21/2026 | 31 | No | 20 | 28.15 | 3.407 | 0 | None | No | 0.0002595 | Param Intra 1 of 2 |
| Sulfate (mg/L) | GWC-6 | 30 | n/a | 1/20/2026 | 12 | No | 27 | n/a | n/a | 0 | n/a | n/a | 0.002502 | NP Intra (normality) 1 of 2 |
| Sulfate (mg/L) | GWC-7 | 60.79 | n/a | 1/22/2026 | 36 | No | 13 | 41.62 | 6.436 | 0 | None | No | 0.0002595 | Param Intra 1 of 2 |
| **Sulfate (mg/L)** | **GWC-8** | **46.86** | **n/a** | **1/22/2026** | **68** | **Yes** | **26** | **2.91** | **0.3772** | **0** | **None** | **ln(x)** | **0.0002595** | **Param Intra 1 of 2** |
| Sulfate (mg/L) | GWC-9 | 37.93 | n/a | 1/22/2026 | 12 | No | 27 | 4.093 | 0.8357 | 0 | None | sqrt(x) | 0.0002595 | Param Intra 1 of 2 |
| Sulfate (mg/L) | GWC-10 | 22.62 | n/a | 1/21/2026 | 6.4 | No | 15 | 11.55 | 3.907 | 0 | None | No | 0.0002595 | Param Intra 1 of 2 |
| Sulfate (mg/L) | GWC-11 | 1.6 | n/a | 1/21/2026 | 1ND | No | 26 | n/a | n/a | 65.38 | n/a | n/a | 0.002667 | NP Intra (NDs) 1 of 2 |
| Sulfate (mg/L) | GWC-12 | 45.5 | n/a | 1/21/2026 | 32 | No | 15 | 31.07 | 5.092 | 0 | None | No | 0.0002595 | Param Intra 1 of 2 |
| Sulfate (mg/L) | GWC-13 | 4.077 | n/a | 1/21/2026 | 2.2 | No | 27 | 1.593 | 0.1727 | 0 | None | sqrt(x) | 0.0002595 | Param Intra 1 of 2 |
| Sulfate (mg/L) | GWC-14 | 32.75 | n/a | 1/20/2026 | 9.3 | No | 27 | 3.54 | 0.8834 | 0 | None | sqrt(x) | 0.0002595 | Param Intra 1 of 2 |
| Sulfate (mg/L) | GWC-15 | 3.603 | n/a | 1/21/2026 | 1.9 | No | 27 | 1.295 | 0.244 | 0 | None | sqrt(x) | 0.0002595 | Param Intra 1 of 2 |
| Sulfate (mg/L) | GWC-16 | 1.1 | n/a | 1/21/2026 | 1.1 | No | 27 | n/a | n/a | 55.56 | n/a | n/a | 0.002502 | NP Intra (NDs) 1 of 2 |
| Sulfate (mg/L) | GWC-17 | 5 | n/a | 1/21/2026 | 1.2 | No | 27 | n/a | n/a | 40.74 | n/a | n/a | 0.002502 | NP Intra (normality) 1 of 2 |
| Sulfate (mg/L) | GWC-18 | 1.2 | n/a | 1/21/2026 | 1ND | No | 27 | n/a | n/a | 48.15 | n/a | n/a | 0.002502 | NP Intra (normality) 1 of 2 |
| Sulfate (mg/L) | GWC-19 | 2.407 | n/a | 1/21/2026 | 1.5 | No | 26 | -0.2728 | 0.4632 | 26.92 | Kaplan-Meier | ln(x) | 0.0002595 | Param Intra 1 of 2 |
| Sulfate (mg/L) | GWC-20 | 2.073 | n/a | 1/21/2026 | 1.4 | No | 27 | 0.9653 | 0.1253 | 11.11 | None | x^(1/3) | 0.0002595 | Param Intra 1 of 2 |
| Sulfate (mg/L) | GWC-21 | 1.1 | n/a | 1/20/2026 | 1ND | No | 27 | n/a | n/a | 81.48 | n/a | n/a | 0.002502 | NP Intra (NDs) 1 of 2 |
| Sulfate (mg/L) | GWC-22 | 1.2 | n/a | 1/20/2026 | 1.1 | No | 27 | n/a | n/a | 51.85 | n/a | n/a | 0.002502 | NP Intra (NDs) 1 of 2 |
| Sulfate (mg/L) | GWC-23 | 1.5 | n/a | 1/22/2026 | 1.2 | No | 27 | n/a | n/a | 66.67 | n/a | n/a | 0.002502 | NP Intra (NDs) 1 of 2 |
| Sulfate (mg/L) | GWC-24 | 2.3 | n/a | 1/21/2026 | 0.85J | No | 27 | n/a | n/a | 51.85 | n/a | n/a | 0.002502 | NP Intra (NDs) 1 of 2 |
| Sulfate (mg/L) | GWC-25 | 19.09 | n/a | 1/21/2026 | 5.6 | No | 24 | 8.33 | 4.268 | 0 | None | No | 0.0002595 | Param Intra 1 of 2 |
| Sulfate (mg/L) | GWC-26 | 1.8 | n/a | 1/22/2026 | 1ND | No | 27 | n/a | n/a | 59.26 | n/a | n/a | 0.002502 | NP Intra (NDs) 1 of 2 |
| Sulfate (mg/L) | GWC-27 | 3.707 | n/a | 1/21/2026 | 2.5 | No | 28 | 1.686 | 0.8225 | 7.143 | None | No | 0.0002595 | Param Intra 1 of 2 |
| Sulfate (mg/L) | GWC-30 | 3.3 | n/a | 1/21/2026 | 1.7 | No | 27 | n/a | n/a | 0 | n/a | n/a | 0.002502 | NP Intra (normality) 1 of 2 |
| Sulfate (mg/L) | GWC-31 | 21.14 | n/a | n/a | 1 future | n/a | 22 | 12.47 | 3.377 | 0 | None | No | 0.0002595 | Param Intra 1 of 2 |
| Sulfate (mg/L) | GWC-32 | 14.9 | n/a | 1/21/2026 | 6.4 | No | 28 | 9.684 | 2.122 | 0 | None | No | 0.0002595 | Param Intra 1 of 2 |
| Sulfate (mg/L) | GWC-33 | 20.66 | n/a | 1/22/2026 | 8.7 | No | 20 | 2.16 | 0.2236 | 0 | None | x^(1/3) | 0.0002595 | Param Intra 1 of 2 |

# Appendix III Intrawell Prediction Limits - All Results

Plant Wansley Client: Southern Company Data: Wansley Landfill Printed 3/23/2026, 2:08 PM

| Constituent | Well | Upper Lim. | Lower Lim. | Date | Observ. | Sig. | Bg N | Bg Mean | Std. Dev. | %NDs | ND Adj. | Transform | Alpha | Method |
|---|---|---|---|---|---|---|---|---|---|---|---|---|---|---|
| Sulfate (mg/L) | GWC-34 | 3.8 | n/a | 1/22/2026 | 2 | No | 27 | n/a | n/a | 0 | n/a | n/a | 0.002502 | NP Intra (normality) 1 of 2 |
| **Sulfate (mg/L)** | **GWC-35** | **4.7** | **n/a** | **1/22/2026** | **9.7** | **Yes** | **23** | **n/a** | **n/a** | **0** | **n/a** | **n/a** | **0.003415** | **NP Intra (normality) 1 of 2** |
| TDS (mg/L) | GWA-1 | 33.45 | n/a | 1/20/2026 | 10ND | No | 27 | 12.17 | 8.611 | 25.93 | Kaplan-Meier | No | 0.0002595 | Param Intra 1 of 2 |
| TDS (mg/L) | GWA-2 | 82.74 | n/a | 1/20/2026 | 27 | No | 27 | 37.43 | 18.33 | 11.11 | None | No | 0.0002595 | Param Intra 1 of 2 |
| TDS (mg/L) | GWA-3 | 410 | n/a | n/a | 1 future | n/a | 18 | n/a | n/a | 0 | n/a | n/a | 0.005373 | NP Intra (normality) 1 of 2 |
| TDS (mg/L) | GWA-4 | 208.4 | n/a | 1/20/2026 | 160 | No | 27 | 159.8 | 19.67 | 0 | None | No | 0.0002595 | Param Intra 1 of 2 |
| TDS (mg/L) | GWA-28 | 115.2 | n/a | 1/20/2026 | 50 | No | 27 | 67.26 | 19.39 | 0 | None | No | 0.0002595 | Param Intra 1 of 2 |
| TDS (mg/L) | GWA-29 | 118.3 | n/a | 1/20/2026 | 45 | No | 27 | 6731 | 2938 | 0 | None | x^2 | 0.0002595 | Param Intra 1 of 2 |
| TDS (mg/L) | GWC-5 | 257.7 | n/a | 1/21/2026 | 220 | No | 27 | 36956 | 11907 | 0 | None | x^2 | 0.0002595 | Param Intra 1 of 2 |
| TDS (mg/L) | GWC-6 | 183.5 | n/a | 1/20/2026 | 100 | No | 27 | 119 | 26.08 | 0 | None | No | 0.0002595 | Param Intra 1 of 2 |
| TDS (mg/L) | GWC-7 | 480 | n/a | 1/22/2026 | 350 | No | 22 | 381.8 | 38.25 | 0 | None | No | 0.0002595 | Param Intra 1 of 2 |
| TDS (mg/L) | GWC-8 | 262.1 | n/a | 1/22/2026 | 160 | No | 27 | 170.3 | 37.16 | 0 | None | No | 0.0002595 | Param Intra 1 of 2 |
| TDS (mg/L) | GWC-9 | 245.6 | n/a | 1/22/2026 | 90 | No | 25 | 132.2 | 45.4 | 0 | None | No | 0.0002595 | Param Intra 1 of 2 |
| TDS (mg/L) | GWC-10 | 268.5 | n/a | 1/21/2026 | 130 | No | 27 | 148.5 | 48.56 | 0 | None | No | 0.0002595 | Param Intra 1 of 2 |
| TDS (mg/L) | GWC-11 | 285.7 | n/a | 1/21/2026 | 61 | No | 27 | 138.2 | 59.67 | 3.704 | None | No | 0.0002595 | Param Intra 1 of 2 |
| TDS (mg/L) | GWC-12 | 303.1 | n/a | 1/21/2026 | 210 | No | 27 | 205.4 | 39.53 | 0 | None | No | 0.0002595 | Param Intra 1 of 2 |
| TDS (mg/L) | GWC-13 | 87.02 | n/a | 1/21/2026 | 23 | No | 27 | 52.19 | 14.1 | 0 | None | No | 0.0002595 | Param Intra 1 of 2 |
| TDS (mg/L) | GWC-14 | 547.8 | n/a | 1/20/2026 | 210 | No | 27 | 307 | 97.45 | 0 | None | No | 0.0002595 | Param Intra 1 of 2 |
| TDS (mg/L) | GWC-15 | 113.7 | n/a | 1/21/2026 | 69 | No | 27 | 81.07 | 13.21 | 0 | None | No | 0.0002595 | Param Intra 1 of 2 |
| TDS (mg/L) | GWC-16 | 120.4 | n/a | 1/21/2026 | 92 | No | 27 | 7060 | 3007 | 0 | None | x^2 | 0.0002595 | Param Intra 1 of 2 |
| TDS (mg/L) | GWC-17 | 128.3 | n/a | 1/21/2026 | 100 | No | 27 | 9127 | 2964 | 0 | None | x^2 | 0.0002595 | Param Intra 1 of 2 |
| TDS (mg/L) | GWC-18 | 117.8 | n/a | 1/21/2026 | 80 | No | 27 | 79.93 | 15.32 | 0 | None | No | 0.0002595 | Param Intra 1 of 2 |
| TDS (mg/L) | GWC-19 | 112.3 | n/a | 1/21/2026 | 81 | No | 27 | 65.7 | 18.87 | 3.704 | None | No | 0.0002595 | Param Intra 1 of 2 |
| TDS (mg/L) | GWC-20 | 121.8 | n/a | 1/21/2026 | 82 | No | 28 | 91.54 | 12.31 | 0 | None | No | 0.0002595 | Param Intra 1 of 2 |
| TDS (mg/L) | GWC-21 | 90.42 | n/a | 1/20/2026 | 5ND | No | 28 | 51.57 | 15.81 | 0 | None | No | 0.0002595 | Param Intra 1 of 2 |
| TDS (mg/L) | GWC-22 | 125.8 | n/a | 1/20/2026 | 80 | No | 27 | 1092843 | 364096 | 3.704 | None | x^3 | 0.0002595 | Param Intra 1 of 2 |
| TDS (mg/L) | GWC-23 | 70.85 | n/a | 1/22/2026 | 49 | No | 26 | 37.65 | 13.36 | 3.846 | None | No | 0.0002595 | Param Intra 1 of 2 |
| **TDS (mg/L)** | **GWC-24** | **45.79** | **n/a** | **1/21/2026** | **47** | **Yes** | **27** | **24.04** | **8.803** | **7.407** | **None** | **No** | **0.0002595** | **Param Intra 1 of 2** |
| TDS (mg/L) | GWC-25 | 119.6 | n/a | 1/21/2026 | 97 | No | 27 | 76.89 | 17.27 | 0 | None | No | 0.0002595 | Param Intra 1 of 2 |
| TDS (mg/L) | GWC-26 | 81.88 | n/a | 1/22/2026 | 46 | No | 27 | 38.13 | 17.7 | 3.704 | None | No | 0.0002595 | Param Intra 1 of 2 |
| TDS (mg/L) | GWC-27 | 75.48 | n/a | 1/21/2026 | 17 | No | 27 | 35.85 | 16.04 | 11.11 | None | No | 0.0002595 | Param Intra 1 of 2 |
| TDS (mg/L) | GWC-30 | 80.86 | n/a | 1/21/2026 | 63 | No | 27 | 45.78 | 14.19 | 0 | None | No | 0.0002595 | Param Intra 1 of 2 |
| TDS (mg/L) | GWC-31 | 153.8 | n/a | n/a | 1 future | n/a | 22 | 101.2 | 20.51 | 0 | None | No | 0.0002595 | Param Intra 1 of 2 |
| TDS (mg/L) | GWC-32 | 131.1 | n/a | 1/21/2026 | 91 | No | 28 | 88.36 | 17.38 | 0 | None | No | 0.0002595 | Param Intra 1 of 2 |
| TDS (mg/L) | GWC-33 | 151 | n/a | 1/22/2026 | 79 | No | 28 | 98.82 | 21.24 | 0 | None | No | 0.0002595 | Param Intra 1 of 2 |
| TDS (mg/L) | GWC-34 | 96.14 | n/a | 1/22/2026 | 40 | No | 27 | 45.22 | 20.6 | 7.407 | None | No | 0.0002595 | Param Intra 1 of 2 |
| TDS (mg/L) | GWC-35 | 76.97 | n/a | 1/22/2026 | 55 | No | 23 | 37.67 | 15.45 | 4.348 | None | No | 0.0002595 | Param Intra 1 of 2 |

Sanitas™ v.10.1.06 Software licensed to Groundwater Stats Consulting. UG

Within Limits

## Prediction Limit

Intrawell Parametric

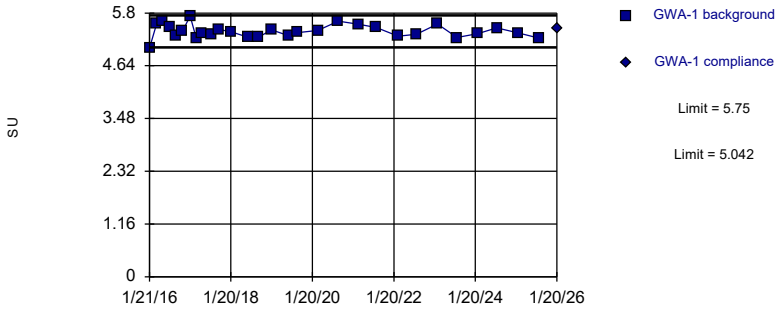


Background Data Summary: Mean=5.396, Std. Dev.=0.1449, n=29. Normality test: Shapiro Wilk @alpha = 0.01, calculated = 0.9704, critical = 0.898. Kappa = 2.445 (c=7, w=29, 1 of 2, event alpha = 0.05132). Report alpha = 0.0002595.

Constituent: pH, Field Analysis Run 3/23/2026 2:03 PM View: Appendix III - Intrawell

Plant Wansley Client: Southern Company Data: Wansley Landfill

Sanitas™ v.10.1.06 Software licensed to Groundwater Stats Consulting. UG

Within Limits

## Prediction Limit

Intrawell Parametric

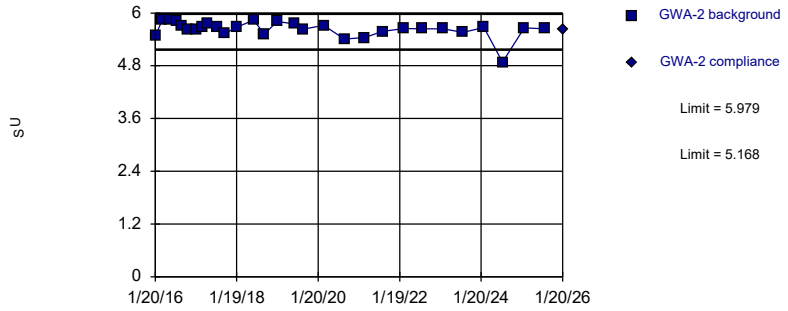


Background Data Summary (based on x^6 transformation): Mean=32376, Std. Dev.=5447, n=29. Normality test: Shapiro Wilk @alpha = 0.01, calculated = 0.9, critical = 0.898. Kappa = 2.445 (c=7, w=29, 1 of 2, event alpha = 0.05132). Report alpha = 0.0002595.

Constituent: pH, Field Analysis Run 3/23/2026 2:03 PM View: Appendix III - Intrawell

Plant Wansley Client: Southern Company Data: Wansley Landfill

Sanitas™ v.10.1.06 Software licensed to Groundwater Stats Consulting. UG

Within Limits

## Prediction Limit

Intrawell Parametric

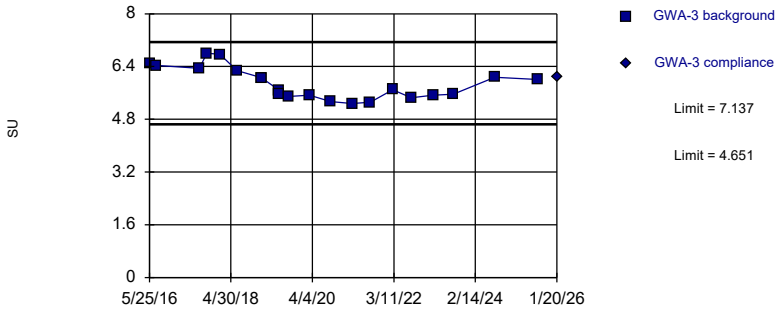


Background Data Summary: Mean=5.894, Std. Dev.=0.4801, n=21. Normality test: Shapiro Wilk @alpha = 0.01, calculated = 0.9179, critical = 0.873. Kappa = 2.589 (c=7, w=29, 1 of 2, event alpha = 0.05132). Report alpha = 0.0002595.

Constituent: pH, Field Analysis Run 3/23/2026 2:03 PM View: Appendix III - Intrawell

Plant Wansley Client: Southern Company Data: Wansley Landfill

Sanitas™ v.10.1.06 Software licensed to Groundwater Stats Consulting. UG

Within Limits

## Prediction Limit

Intrawell Parametric

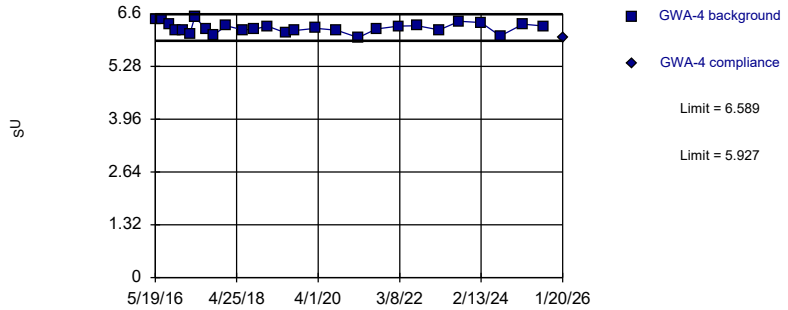


Background Data Summary: Mean=6.258, Std. Dev.=0.1346, n=28. Normality test: Shapiro Wilk @alpha = 0.01, calculated = 0.9702, critical = 0.896. Kappa = 2.458 (c=7, w=29, 1 of 2, event alpha = 0.05132). Report alpha = 0.0002595.

Constituent: pH, Field Analysis Run 3/23/2026 2:04 PM View: Appendix III - Intrawell

Plant Wansley Client: Southern Company Data: Wansley Landfill

Sanitas™ v.10.1.06 Software licensed to Groundwater Stats Consulting. UG

Within Limits

## Prediction Limit

Intrawell Parametric

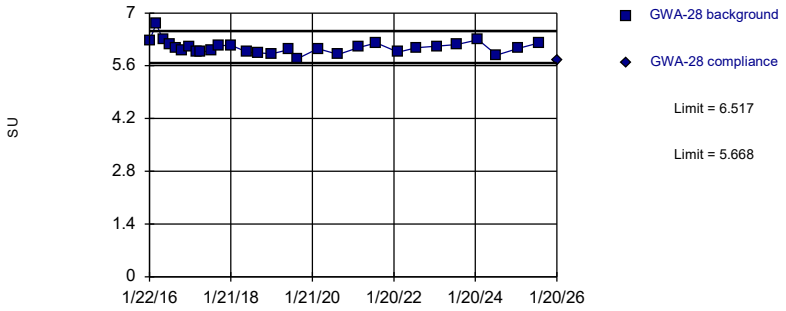


Background Data Summary (based on square root transformation): Mean=2.467, Std. Dev.=0.0352, n=29. Normality test: Shapiro Wilk @alpha = 0.01, calculated = 0.9023, critical = 0.898. Kappa = 2.445 (c=7, w=29, 1 of 2, event alpha = 0.05132). Report alpha = 0.0002595.

Constituent: pH, Field Analysis Run 3/23/2026 2:04 PM View: Appendix III - Intrawell

Plant Wansley Client: Southern Company Data: Wansley Landfill

Sanitas™ v.10.1.06 Software licensed to Groundwater Stats Consulting. UG

Within Limits

## Prediction Limit

Intrawell Parametric

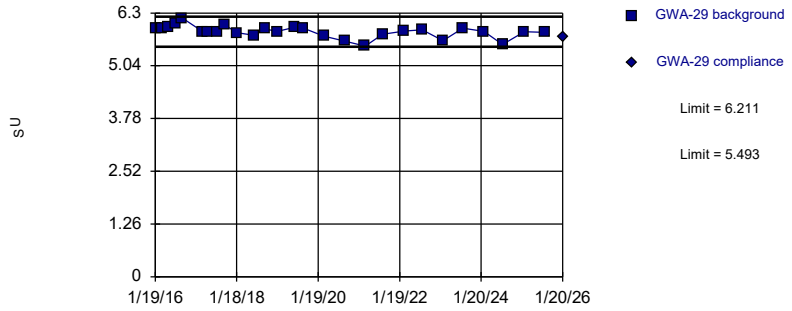


Background Data Summary: Mean=5.852, Std. Dev.=0.1454, n=27. Normality test: Shapiro Wilk @alpha = 0.01, calculated = 0.9382, critical = 0.894. Kappa = 2.472 (c=7, w=29, 1 of 2, event alpha = 0.05132). Report alpha = 0.0002595.

Constituent: pH, Field Analysis Run 3/23/2026 2:04 PM View: Appendix III - Intrawell

Plant Wansley Client: Southern Company Data: Wansley Landfill

Sanitas™ v.10.1.06 Software licensed to Groundwater Stats Consulting. UG

Within Limits

## Prediction Limit

Intrawell Non-parametric

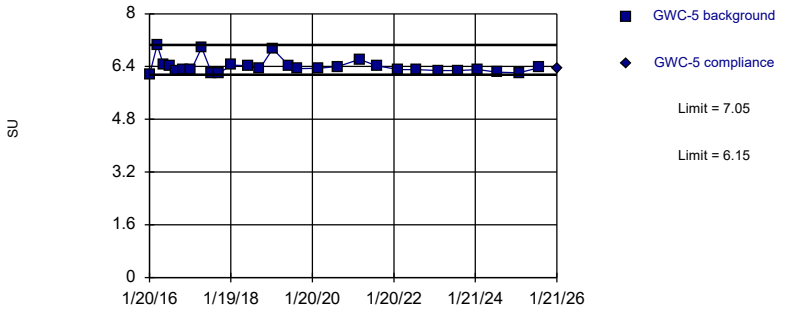


Non-parametric test used in lieu of parametric prediction limit because the Shapiro Wilk normality test showed the data to be non-normal at the 0.01 alpha level. Limits are highest and lowest of 28 background values. Well-constituent pair annual alpha = 0.009338. Individual comparison alpha = 0.004674 (1 of 2).

Constituent: pH, Field Analysis Run 3/23/2026 2:04 PM View: Appendix III - Intrawell

Plant Wansley Client: Southern Company Data: Wansley Landfill

Sanitas™ v.10.1.06 Software licensed to Groundwater Stats Consulting. UG

Within Limits

## Prediction Limit

Intrawell Non-parametric

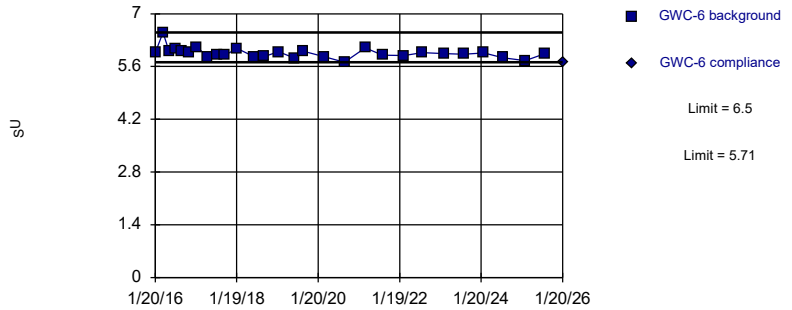


Non-parametric test used in lieu of parametric prediction limit because the Shapiro Wilk normality test showed the data to be non-normal at the 0.01 alpha level. Limits are highest and lowest of 28 background values. Well-constituent pair annual alpha = 0.009338. Individual comparison alpha = 0.004674 (1 of 2).

Constituent: pH, Field Analysis Run 3/23/2026 2:04 PM View: Appendix III - Intrawell

Plant Wansley Client: Southern Company Data: Wansley Landfill

Sanitas™ v.10.1.06 Software licensed to Groundwater Stats Consulting. UG

Within Limits

## Prediction Limit

Intrawell Parametric

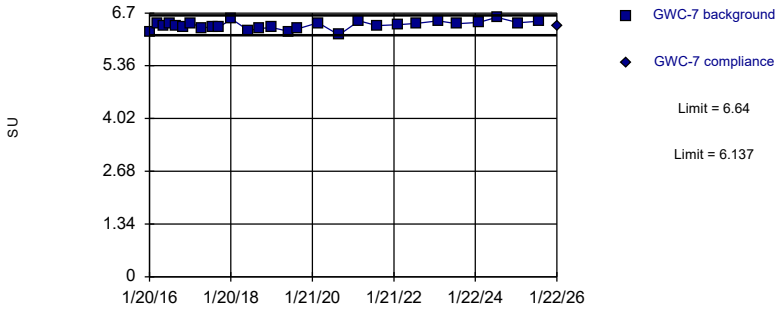


Background Data Summary: Mean=6.388, Std. Dev.=0.1023, n=28. Normality test: Shapiro Wilk @alpha = 0.01, calculated = 0.9839, critical = 0.896. Kappa = 2.458 (c=7, w=29, 1 of 2, event alpha = 0.05132). Report alpha = 0.0002595.

Constituent: pH, Field Analysis Run 3/23/2026 2:04 PM View: Appendix III - Intrawell

Plant Wansley Client: Southern Company Data: Wansley Landfill

Sanitas™ v.10.1.06 Software licensed to Groundwater Stats Consulting. UG

Within Limits

## Prediction Limit

Intrawell Parametric

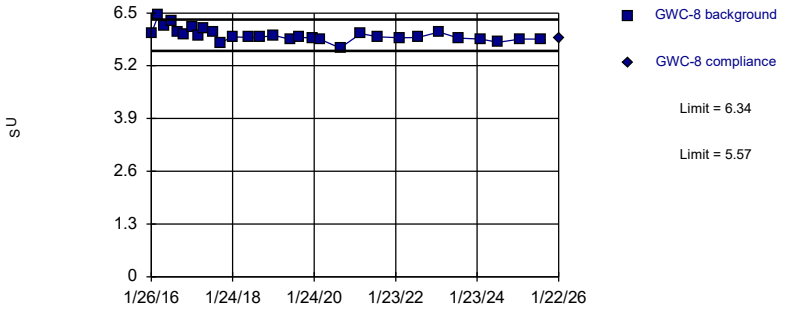


Background Data Summary: Mean=5.955, Std. Dev.=0.1585, n=30. Normality test: Shapiro Wilk @alpha = 0.01, calculated = 0.9023, critical = 0.9. Kappa = 2.431 (c=7, w=29, 1 of 2, event alpha = 0.05132). Report alpha = 0.0002595.

Constituent: pH, Field Analysis Run 3/23/2026 2:04 PM View: Appendix III - Intrawell

Plant Wansley Client: Southern Company Data: Wansley Landfill

Sanitas™ v.10.1.06 Software licensed to Groundwater Stats Consulting. UG

Within Limits

## Prediction Limit

Intrawell Parametric

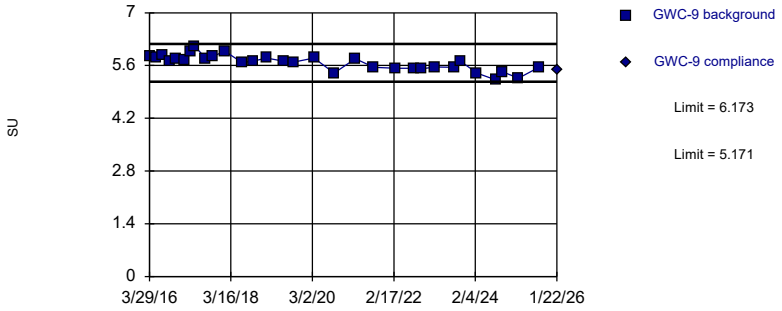


Background Data Summary: Mean=5.672, Std. Dev.=0.207, n=31. Normality test: Shapiro Wilk @alpha = 0.01, calculated = 0.9743, critical = 0.902. Kappa = 2.421 (c=7, w=29, 1 of 2, event alpha = 0.05132). Report alpha = 0.0002595.

Constituent: pH, Field Analysis Run 3/23/2026 2:04 PM View: Appendix III - Intrawell

Plant Wansley Client: Southern Company Data: Wansley Landfill

Sanitas™ v.10.1.06 Software licensed to Groundwater Stats Consulting. UG

Within Limits

## Prediction Limit

Intrawell Parametric

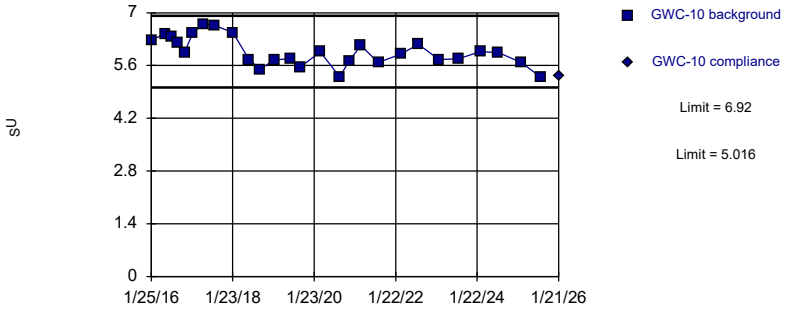


Background Data Summary: Mean=5.968, Std. Dev.=0.3853, n=27. Normality test: Shapiro Wilk @alpha = 0.01, calculated = 0.9624, critical = 0.894. Kappa = 2.472 (c=7, w=29, 1 of 2, event alpha = 0.05132). Report alpha = 0.0002595.

Constituent: pH, Field Analysis Run 3/23/2026 2:04 PM View: Appendix III - Intrawell

Plant Wansley Client: Southern Company Data: Wansley Landfill

Sanitas™ v.10.1.06 Software licensed to Groundwater Stats Consulting. UG

Within Limits

## Prediction Limit

Intrawell Parametric

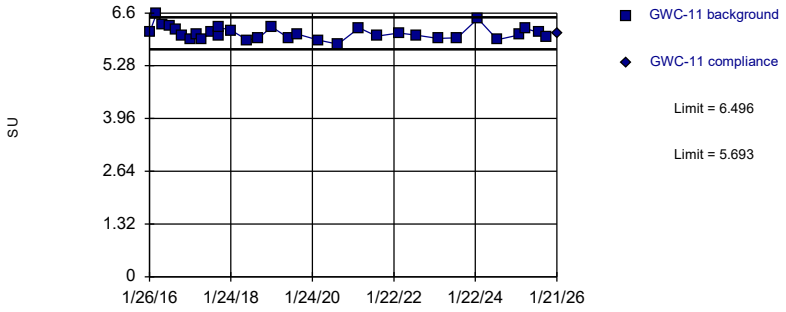


Background Data Summary: Mean=6.094, Std. Dev.=0.1664, n=32. Normality test: Shapiro Wilk @alpha = 0.01, calculated = 0.9258, critical = 0.904. Kappa = 2.411 (c=7, w=29, 1 of 2, event alpha = 0.05132). Report alpha = 0.0002595.

Constituent: pH, Field Analysis Run 3/23/2026 2:04 PM View: Appendix III - Intrawell

Plant Wansley Client: Southern Company Data: Wansley Landfill

Sanitas™ v.10.1.06 Software licensed to Groundwater Stats Consulting. UG

Within Limits

## Prediction Limit

Intrawell Parametric

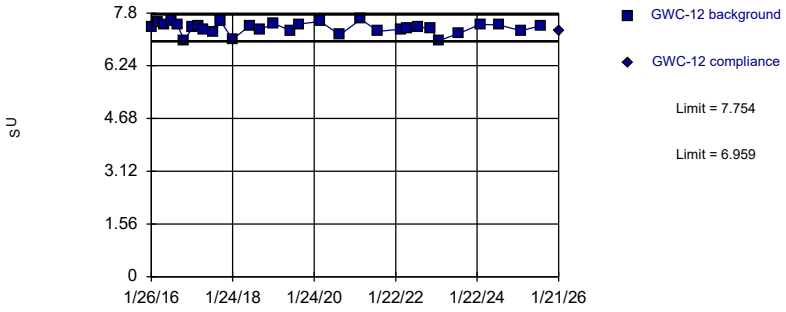


Background Data Summary: Mean=7.356, Std. Dev.=0.1642, n=31. Normality test: Shapiro Wilk @alpha = 0.01, calculated = 0.9384, critical = 0.902. Kappa = 2.421 (c=7, w=29, 1 of 2, event alpha = 0.05132). Report alpha = 0.0002595.

Constituent: pH, Field Analysis Run 3/23/2026 2:04 PM View: Appendix III - Intrawell

Plant Wansley Client: Southern Company Data: Wansley Landfill

Sanitas™ v.10.1.06 Software licensed to Groundwater Stats Consulting. UG

Within Limits

## Prediction Limit

Intrawell Non-parametric

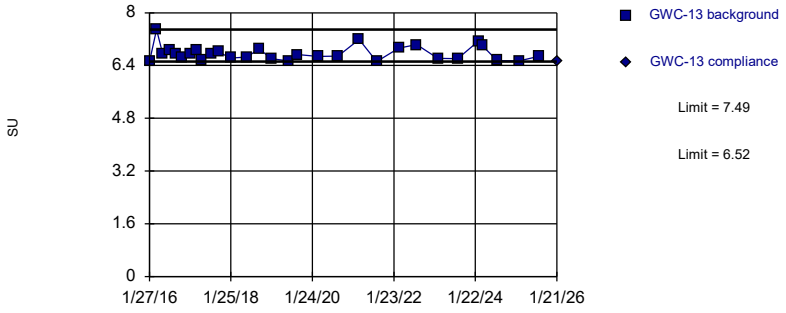


Non-parametric test used in lieu of parametric prediction limit because the Shapiro Wilk normality test showed the data to be non-normal at the 0.01 alpha level. Limits are highest and lowest of 30 background values. Well-constituent pair annual alpha = 0.008022. Individual comparison alpha = 0.004015 (1 of 2).

Constituent: pH, Field Analysis Run 3/23/2026 2:04 PM View: Appendix III - Intrawell

Plant Wansley Client: Southern Company Data: Wansley Landfill

Sanitas™ v.10.1.06 Software licensed to Groundwater Stats Consulting. UG

Within Limits

## Prediction Limit

Intrawell Parametric

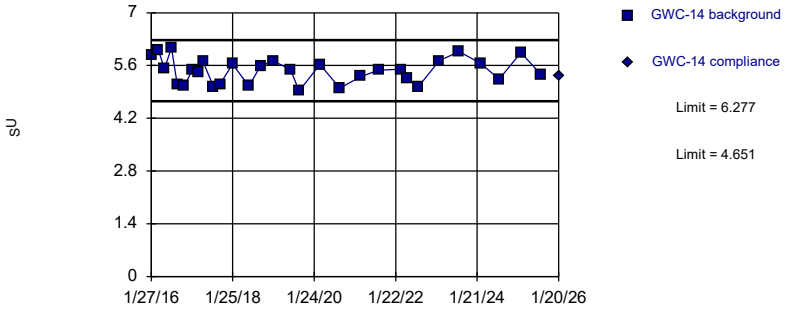


Background Data Summary: Mean=5.464, Std. Dev.=0.3343, n=30. Normality test: Shapiro Wilk @alpha = 0.01, calculated = 0.9499, critical = 0.9. Kappa = 2.431 (c=7, w=29, 1 of 2, event alpha = 0.05132). Report alpha = 0.0002595.

Constituent: pH, Field Analysis Run 3/23/2026 2:04 PM View: Appendix III - Intrawell

Plant Wansley Client: Southern Company Data: Wansley Landfill

Sanitas™ v.10.1.06 Software licensed to Groundwater Stats Consulting. UG

Within Limits

## Prediction Limit

Intrawell Non-parametric

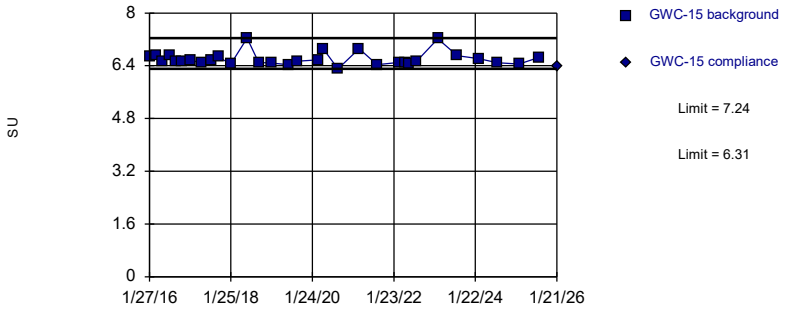


Non-parametric test used in lieu of parametric prediction limit because the Shapiro Wilk normality test showed the data to be non-normal at the 0.01 alpha level. Limits are highest and lowest of 31 background values. Well-constituent pair annual alpha = 0.007614. Individual comparison alpha = 0.003811 (1 of 2).

Constituent: pH, Field Analysis Run 3/23/2026 2:04 PM View: Appendix III - Intrawell

Plant Wansley Client: Southern Company Data: Wansley Landfill

Sanitas™ v.10.1.06 Software licensed to Groundwater Stats Consulting. UG

Within Limits

## Prediction Limit

Intrawell Parametric

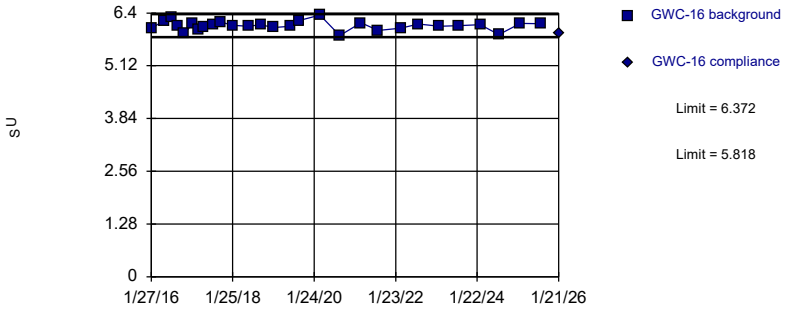


Background Data Summary: Mean=6.095, Std. Dev.=0.1128, n=28. Normality test: Shapiro Wilk @alpha = 0.01, calculated = 0.9658, critical = 0.896. Kappa = 2.458 (c=7, w=29, 1 of 2, event alpha = 0.05132). Report alpha = 0.0002595.

Constituent: pH, Field Analysis Run 3/23/2026 2:04 PM View: Appendix III - Intrawell

Plant Wansley Client: Southern Company Data: Wansley Landfill

Sanitas™ v.10.1.06 Software licensed to Groundwater Stats Consulting. UG

Within Limits

## Prediction Limit

Intrawell Parametric

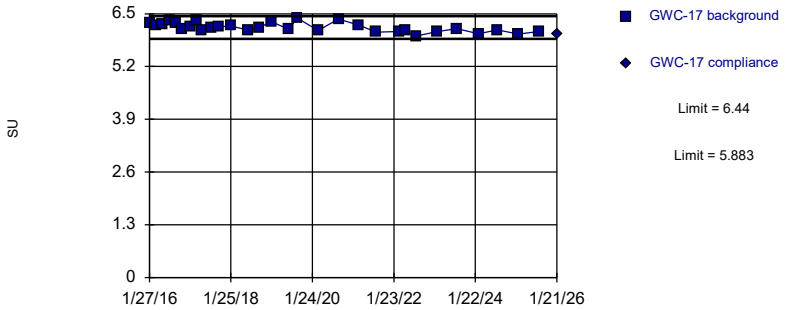


Background Data Summary: Mean=6.161, Std. Dev.=0.1147, n=30. Normality test: Shapiro Wilk @alpha = 0.01, calculated = 0.9656, critical = 0.9. Kappa = 2.431 (c=7, w=29, 1 of 2, event alpha = 0.05132). Report alpha = 0.0002595.

Constituent: pH, Field Analysis Run 3/23/2026 2:04 PM View: Appendix III - Intrawell

Plant Wansley Client: Southern Company Data: Wansley Landfill

Sanitas™ v.10.1.06 Software licensed to Groundwater Stats Consulting. UG

Within Limits

## Prediction Limit

Intrawell Parametric

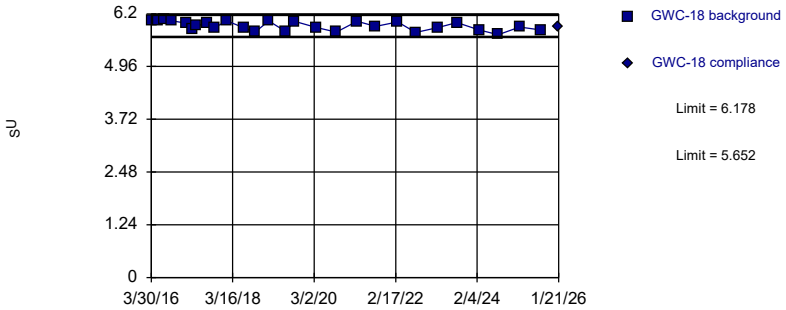


Background Data Summary: Mean=5.915, Std. Dev.=0.1063, n=27. Normality test: Shapiro Wilk @alpha = 0.01, calculated = 0.918, critical = 0.894. Kappa = 2.472 (c=7, w=29, 1 of 2, event alpha = 0.05132). Report alpha = 0.0002595.

Constituent: pH, Field Analysis Run 3/23/2026 2:04 PM View: Appendix III - Intrawell

Plant Wansley Client: Southern Company Data: Wansley Landfill

Sanitas™ v.10.1.06 Software licensed to Groundwater Stats Consulting. UG

Within Limits

## Prediction Limit

Intrawell Parametric

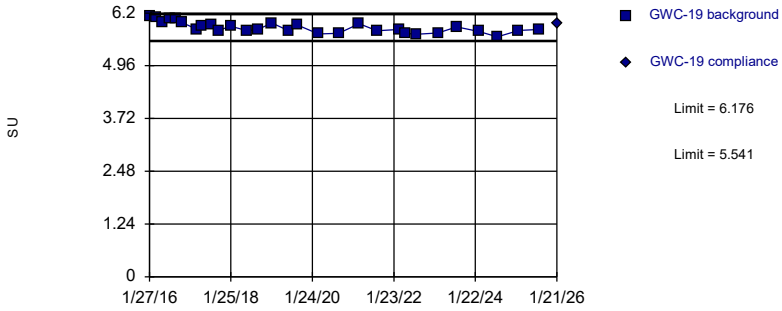


Background Data Summary: Mean=5.859, Std. Dev.=0.1299, n=29. Normality test: Shapiro Wilk @alpha = 0.01, calculated = 0.9511, critical = 0.898. Kappa = 2.445 (c=7, w=29, 1 of 2, event alpha = 0.05132). Report alpha = 0.0002595.

Constituent: pH, Field Analysis Run 3/23/2026 2:04 PM View: Appendix III - Intrawell

Plant Wansley Client: Southern Company Data: Wansley Landfill

Sanitas™ v.10.1.06 Software licensed to Groundwater Stats Consulting. UG

Within Limits

## Prediction Limit

Intrawell Non-parametric

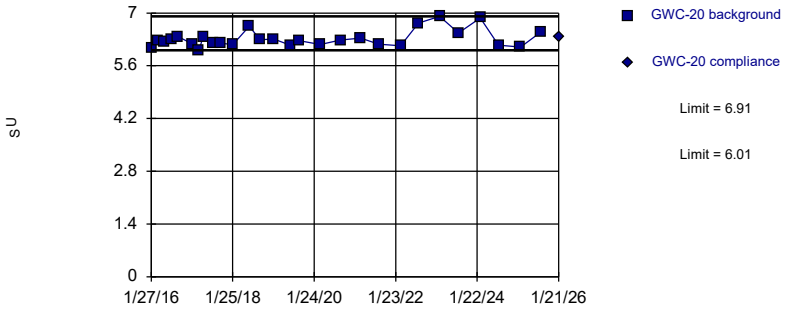


Non-parametric test used in lieu of parametric prediction limit because the Shapiro Wilk normality test showed the data to be non-normal at the 0.01 alpha level. Limits are highest and lowest of 28 background values. Well-constituent pair annual alpha = 0.009338. Individual comparison alpha = 0.004674 (1 of 2).

Constituent: pH, Field Analysis Run 3/23/2026 2:04 PM View: Appendix III - Intrawell

Plant Wansley Client: Southern Company Data: Wansley Landfill

Sanitas™ v.10.1.06 Software licensed to Groundwater Stats Consulting. UG

Within Limits

## Prediction Limit

Intrawell Parametric

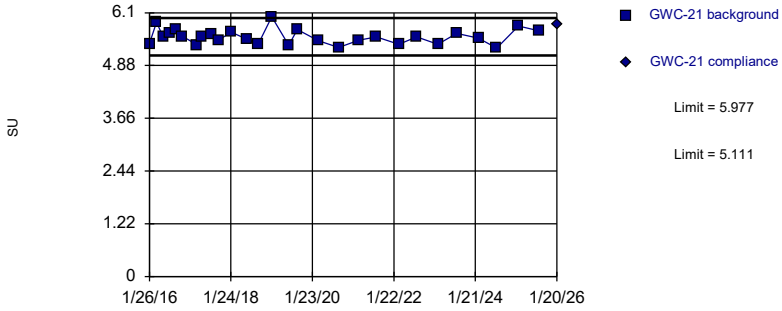


Background Data Summary: Mean=5.544, Std. Dev.=0.176, n=28. Normality test: Shapiro Wilk @alpha = 0.01, calculated = 0.9543, critical = 0.896. Kappa = 2.458 (c=7, w=29, 1 of 2, event alpha = 0.05132). Report alpha = 0.0002595.

Constituent: pH, Field Analysis Run 3/23/2026 2:04 PM View: Appendix III - Intrawell

Plant Wansley Client: Southern Company Data: Wansley Landfill

Sanitas™ v.10.1.06 Software licensed to Groundwater Stats Consulting. UG

Within Limits

## Prediction Limit

Intrawell Parametric

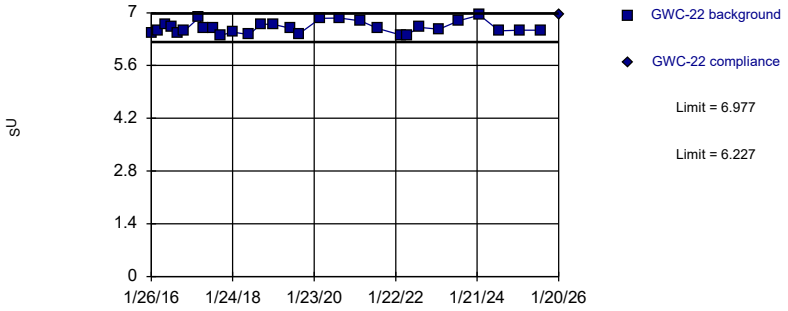


Background Data Summary: Mean=6.602, Std. Dev.=0.1533, n=29. Normality test: Shapiro Wilk @alpha = 0.01, calculated = 0.9248, critical = 0.898. Kappa = 2.445 (c=7, w=29, 1 of 2, event alpha = 0.05132). Report alpha = 0.0002595.

Constituent: pH, Field Analysis Run 3/23/2026 2:04 PM View: Appendix III - Intrawell

Plant Wansley Client: Southern Company Data: Wansley Landfill

Sanitas™ v.10.1.06 Software licensed to Groundwater Stats Consulting. UG

Within Limits

## Prediction Limit

Intrawell Parametric

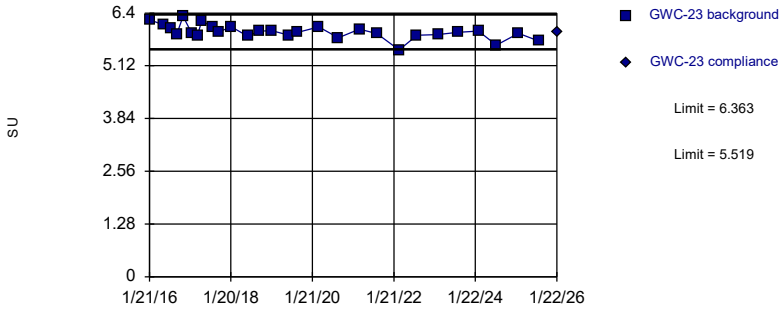


Background Data Summary: Mean=5.941, Std. Dev.=0.1717, n=28. Normality test: Shapiro Wilk @alpha = 0.01, calculated = 0.9643, critical = 0.896. Kappa = 2.458 (c=7, w=29, 1 of 2, event alpha = 0.05132). Report alpha = 0.0002595.

Constituent: pH, Field Analysis Run 3/23/2026 2:04 PM View: Appendix III - Intrawell

Plant Wansley Client: Southern Company Data: Wansley Landfill

Sanitas™ v.10.1.06 Software licensed to Groundwater Stats Consulting. UG

Within Limits

## Prediction Limit

Intrawell Non-parametric

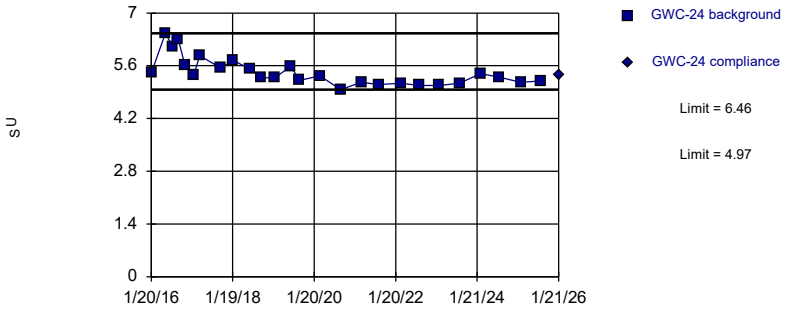


Non-parametric test used in lieu of parametric prediction limit because the Shapiro Wilk normality test showed the data to be non-normal at the 0.01 alpha level. Limits are highest and lowest of 26 background values. Well-constituent pair annual alpha = 0.01065. Individual comparison alpha = 0.005334 (1 of 2).

Constituent: pH, Field Analysis Run 3/23/2026 2:04 PM View: Appendix III - Intrawell

Plant Wansley Client: Southern Company Data: Wansley Landfill

Sanitas™ v.10.1.06 Software licensed to Groundwater Stats Consulting. UG

Within Limits

## Prediction Limit

Intrawell Parametric

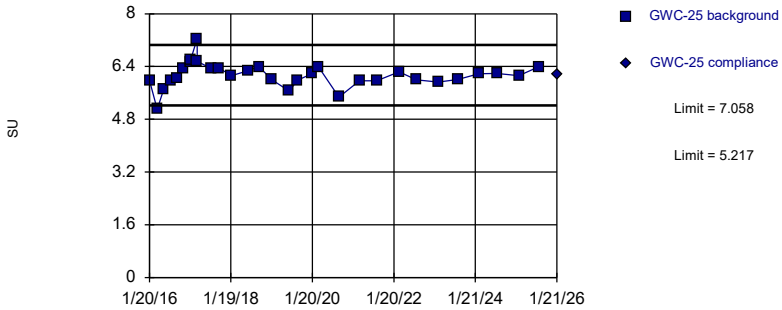


Background Data Summary: Mean=6.137, Std. Dev.=0.3802, n=31. Normality test: Shapiro Wilk @alpha = 0.01, calculated = 0.9439, critical = 0.902. Kappa = 2.421 (c=7, w=29, 1 of 2, event alpha = 0.05132). Report alpha = 0.0002595.

Constituent: pH, Field Analysis Run 3/23/2026 2:04 PM View: Appendix III - Intrawell

Plant Wansley Client: Southern Company Data: Wansley Landfill

Sanitas™ v.10.1.06 Software licensed to Groundwater Stats Consulting. UG

Within Limits

## Prediction Limit

Intrawell Non-parametric

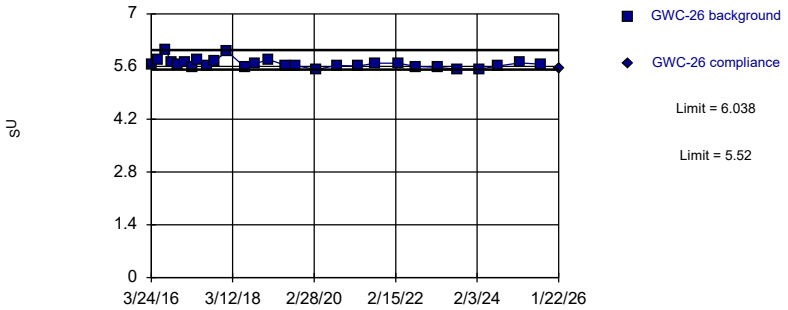


Non-parametric test used in lieu of parametric prediction limit because the Shapiro Wilk normality test showed the data to be non-normal at the 0.01 alpha level. Limits are highest and lowest of 28 background values. Well-constituent pair annual alpha = 0.009338. Individual comparison alpha = 0.004674 (1 of 2).

Constituent: pH, Field Analysis Run 3/23/2026 2:04 PM View: Appendix III - Intrawell

Plant Wansley Client: Southern Company Data: Wansley Landfill

Sanitas™ v.10.1.06 Software licensed to Groundwater Stats Consulting. UG

Within Limits

## Prediction Limit

Intrawell Parametric

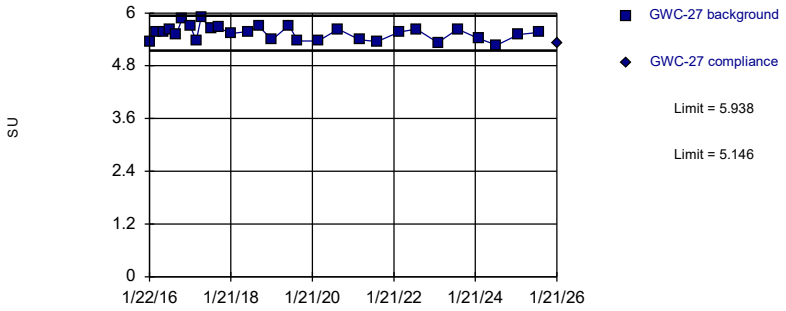


Background Data Summary: Mean=5.542, Std. Dev.=0.1619, n=29. Normality test: Shapiro Wilk @alpha = 0.01, calculated = 0.9476, critical = 0.898. Kappa = 2.445 (c=7, w=29, 1 of 2, event alpha = 0.05132). Report alpha = 0.0002595.

Constituent: pH, Field Analysis Run 3/23/2026 2:04 PM View: Appendix III - Intrawell

Plant Wansley Client: Southern Company Data: Wansley Landfill

Sanitas™ v.10.1.06 Software licensed to Groundwater Stats Consulting. UG

Within Limits

## Prediction Limit

Intrawell Non-parametric

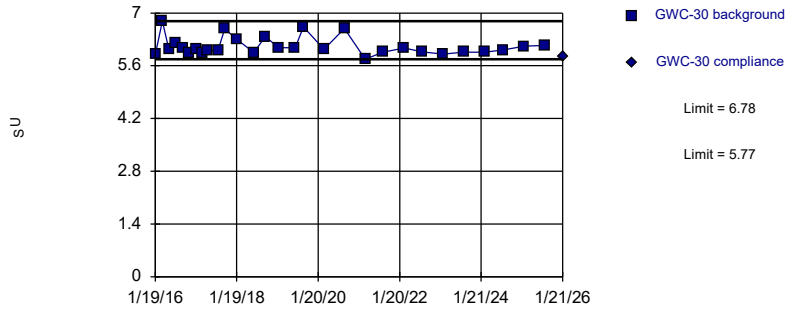


Non-parametric test used in lieu of parametric prediction limit because the Shapiro Wilk normality test showed the data to be non-normal at the 0.01 alpha level. Limits are highest and lowest of 29 background values. Well-constituent pair annual alpha = 0.00868. Individual comparison alpha = 0.004345 (1 of 2).

Constituent: pH, Field Analysis Run 3/23/2026 2:04 PM View: Appendix III - Intrawell

Plant Wansley Client: Southern Company Data: Wansley Landfill

Sanitas™ v.10.1.06 Software licensed to Groundwater Stats Consulting. UG

Within Limits

## Prediction Limit

Intrawell Non-parametric

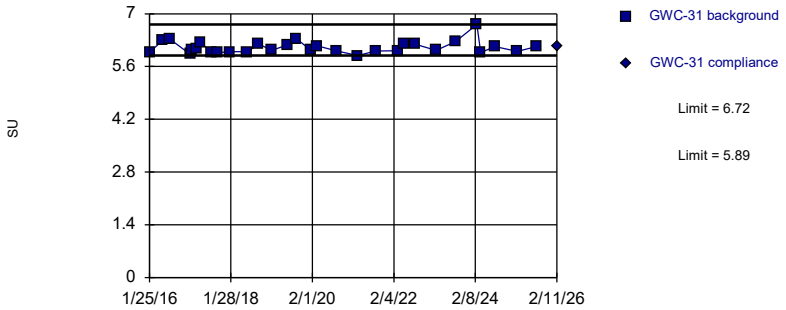


Non-parametric test used in lieu of parametric prediction limit because the Shapiro Wilk normality test showed the data to be non-normal at the 0.01 alpha level. Limits are highest and lowest of 30 background values. Well-constituent pair annual alpha = 0.008022. Individual comparison alpha = 0.004015 (1 of 2).

Constituent: pH, Field Analysis Run 3/23/2026 2:04 PM View: Appendix III - Intrawell

Plant Wansley Client: Southern Company Data: Wansley Landfill

Sanitas™ v.10.1.06 Software licensed to Groundwater Stats Consulting. UG

Within Limits

## Prediction Limit

Intrawell Parametric

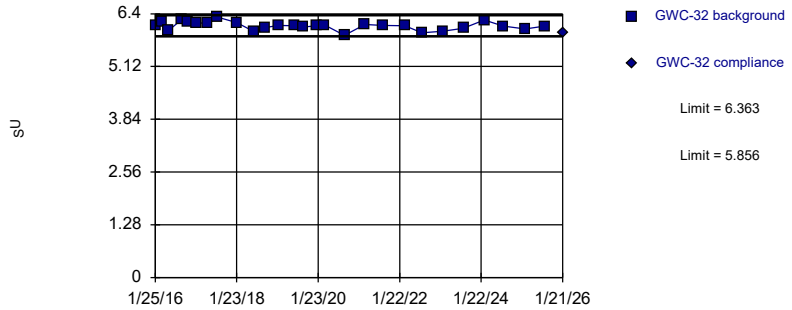


Background Data Summary: Mean=6.11, Std. Dev.=0.1026, n=27. Normality test: Shapiro Wilk @alpha = 0.01, calculated = 0.9833, critical = 0.894. Kappa = 2.472 (c=7, w=29, 1 of 2, event alpha = 0.05132). Report alpha = 0.0002595.

Constituent: pH, Field Analysis Run 3/23/2026 2:04 PM View: Appendix III - Intrawell

Plant Wansley Client: Southern Company Data: Wansley Landfill

Sanitas™ v.10.1.06 Software licensed to Groundwater Stats Consulting. UG

Within Limits

## Prediction Limit

Intrawell Parametric

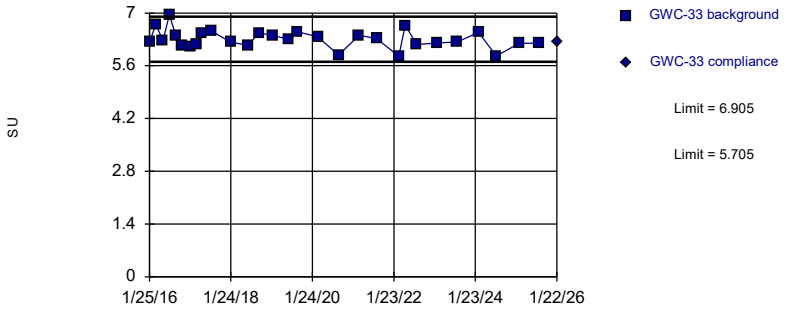


Background Data Summary: Mean=6.305, Std. Dev.=0.2454, n=29. Normality test: Shapiro Wilk @alpha = 0.01, calculated = 0.9599, critical = 0.898. Kappa = 2.445 (c=7, w=29, 1 of 2, event alpha = 0.05132). Report alpha = 0.0002595.

Constituent: pH, Field Analysis Run 3/23/2026 2:04 PM View: Appendix III - Intrawell

Plant Wansley Client: Southern Company Data: Wansley Landfill

Sanitas™ v.10.1.06 Software licensed to Groundwater Stats Consulting. UG

Within Limits

## Prediction Limit

Intrawell Parametric

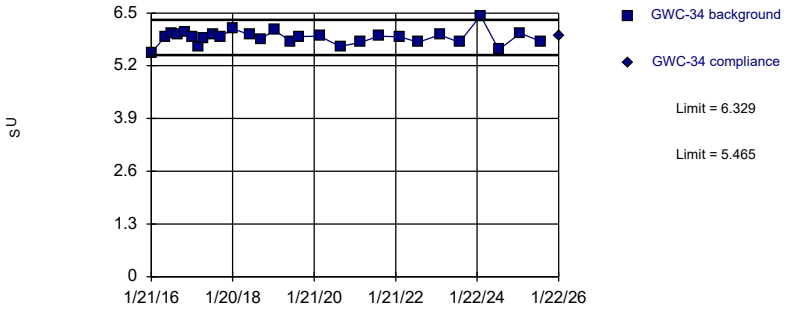


Background Data Summary: Mean=5.897, Std. Dev.=0.1758, n=28. Normality test: Shapiro Wilk @alpha = 0.01, calculated = 0.9414, critical = 0.896. Kappa = 2.458 (c=7, w=29, 1 of 2, event alpha = 0.05132). Report alpha = 0.0002595.

Constituent: pH, Field Analysis Run 3/23/2026 2:04 PM View: Appendix III - Intrawell

Plant Wansley Client: Southern Company Data: Wansley Landfill

Sanitas™ v.10.1.06 Software licensed to Groundwater Stats Consulting. UG

Within Limits

## Prediction Limit

Intrawell Parametric

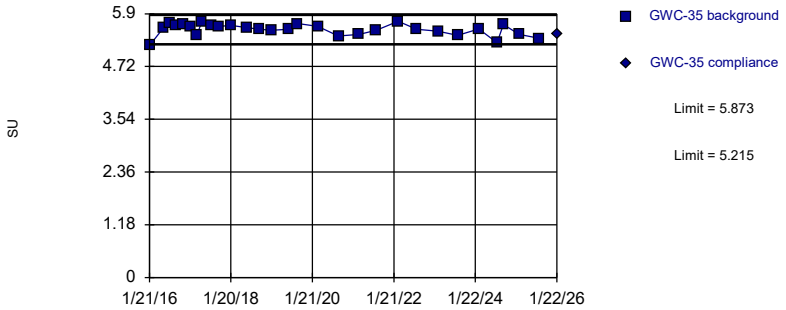


Background Data Summary: Mean=5.544, Std. Dev.=0.1346, n=29. Normality test: Shapiro Wilk @alpha = 0.01, calculated = 0.9271, critical = 0.898. Kappa = 2.445 (c=7, w=29, 1 of 2, event alpha = 0.05132). Report alpha = 0.0002595.

Constituent: pH, Field Analysis Run 3/23/2026 2:04 PM View: Appendix III - Intrawell

Plant Wansley Client: Southern Company Data: Wansley Landfill

Sanitas™ v.10.1.06 Software licensed to Groundwater Stats Consulting. UG

Hollow symbols indicate censored values.

Within Limit

## Prediction Limit

Intrawell Non-parametric

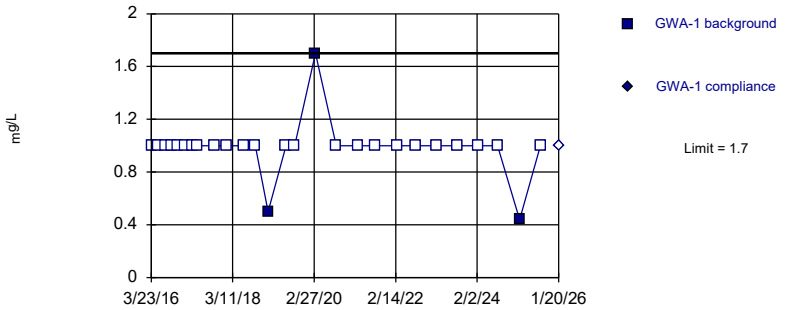


Non-parametric test used in lieu of parametric prediction limit because censored data exceeded 50%. Limit is highest of 27 background values. 88.89% NDs. Well-constituent pair annual alpha = 0.004998. Individual comparison alpha = 0.002502 (1 of 2).

Constituent: Sulfate Analysis Run 3/23/2026 2:04 PM View: Appendix III - Intrawell

Plant Wansley Client: Southern Company Data: Wansley Landfill

Sanitas™ v.10.1.06 Software licensed to Groundwater Stats Consulting. UG

Exceeds Limit

## Prediction Limit

Intrawell Non-parametric

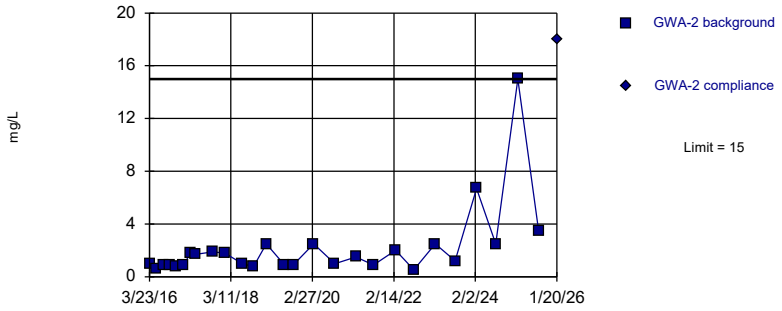


Non-parametric test used in lieu of parametric prediction limit because the Shapiro Wilk normality test showed the data to be non-normal at the 0.01 alpha level. Limit is highest of 27 background values. Well-constituent pair annual alpha = 0.004998. Individual comparison alpha = 0.002502 (1 of 2).

Constituent: Sulfate Analysis Run 3/23/2026 2:04 PM View: Appendix III - Intrawell

Plant Wansley Client: Southern Company Data: Wansley Landfill

Sanitas™ v.10.1.06 Software licensed to Groundwater Stats Consulting. UG

Hollow symbols indicate censored values.

## Prediction Limit

Intrawell Parametric, GWA-3 (bg)

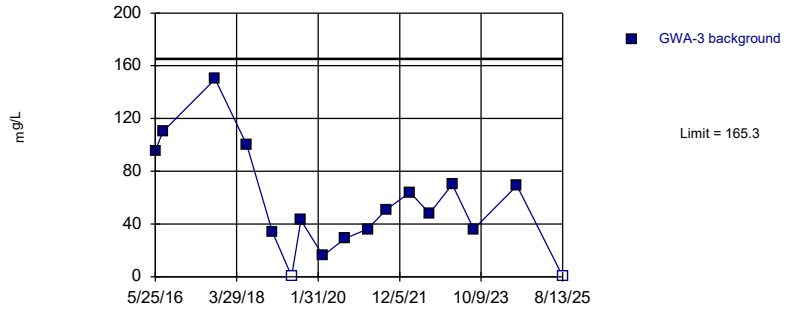


Background Data Summary: Mean=56.04, Std. Dev.=40.1, n=17, 11.76% NDs. Normality test: Shapiro Wilk @alpha = 0.05, calculated = 0.9481, critical = 0.892. Kappa = 2.724 (c=7, w=29, 1 of 2, event alpha = 0.05132). Report alpha = 0.0002595. Assumes 1 future value.

Constituent: Sulfate Analysis Run 3/23/2026 2:04 PM View: Appendix III - Intrawell

Plant Wansley Client: Southern Company Data: Wansley Landfill

Sanitas™ v.10.1.06 Software licensed to Groundwater Stats Consulting. UG

Within Limit

## Prediction Limit

Intrawell Non-parametric

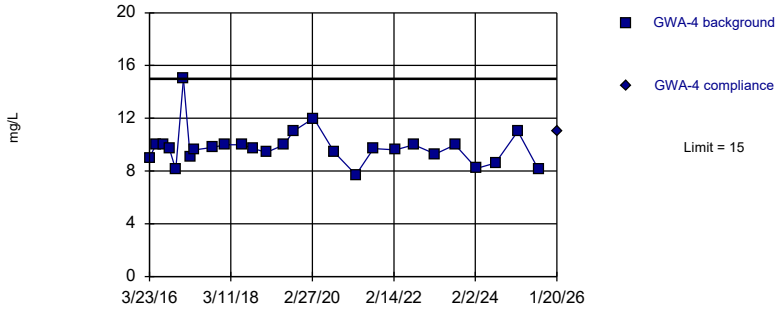


Non-parametric test used in lieu of parametric prediction limit because the Shapiro Wilk normality test showed the data to be non-normal at the 0.01 alpha level. Limit is highest of 27 background values. Well-constituent pair annual alpha = 0.004998. Individual comparison alpha = 0.002502 (1 of 2).

Constituent: Sulfate Analysis Run 3/23/2026 2:04 PM View: Appendix III - Intrawell

Plant Wansley Client: Southern Company Data: Wansley Landfill

Sanitas™ v.10.1.06 Software licensed to Groundwater Stats Consulting. UG

Hollow symbols indicate censored values.

Within Limit

## Prediction Limit

Intrawell Parametric

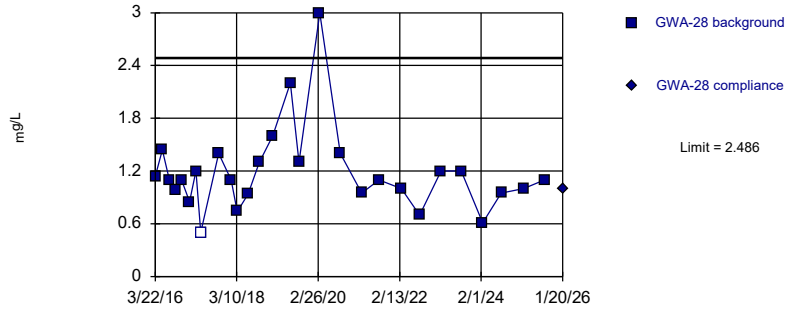


Background Data Summary (based on cube root transformation): Mean=1.042, Std. Dev.=0.1272, n=28, 3.571% NDs. Normality test: Shapiro Wilk @alpha = 0.01, calculated = 0.9154, critical = 0.896. Kappa = 2.458 (c=7, w=29, 1 of 2, event alpha = 0.05132). Report alpha = 0.0002595.

Constituent: Sulfate Analysis Run 3/23/2026 2:04 PM View: Appendix III - Intrawell

Plant Wansley Client: Southern Company Data: Wansley Landfill

Sanitas™ v.10.1.06 Software licensed to Groundwater Stats Consulting. UG

Within Limit

## Prediction Limit

Intrawell Non-parametric

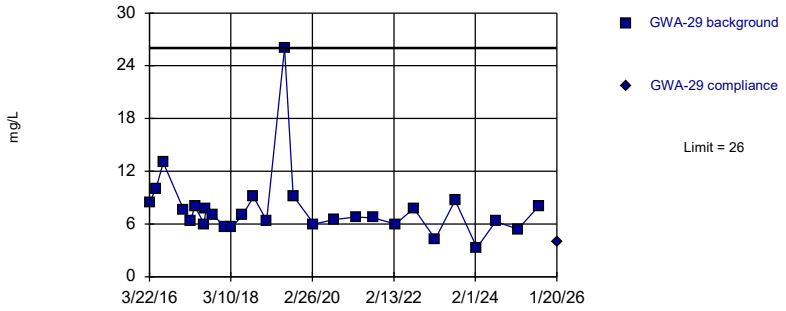


Non-parametric test used in lieu of parametric prediction limit because the Shapiro Wilk normality test showed the data to be non-normal at the 0.01 alpha level. Limit is highest of 28 background values. Well-constituent pair annual alpha = 0.004669. Individual comparison alpha = 0.002337 (1 of 2).

Constituent: Sulfate Analysis Run 3/23/2026 2:04 PM View: Appendix III - Intrawell

Plant Wansley Client: Southern Company Data: Wansley Landfill

Sanitas™ v.10.1.06 Software licensed to Groundwater Stats Consulting. UG

Within Limit

## Prediction Limit

Intrawell Parametric

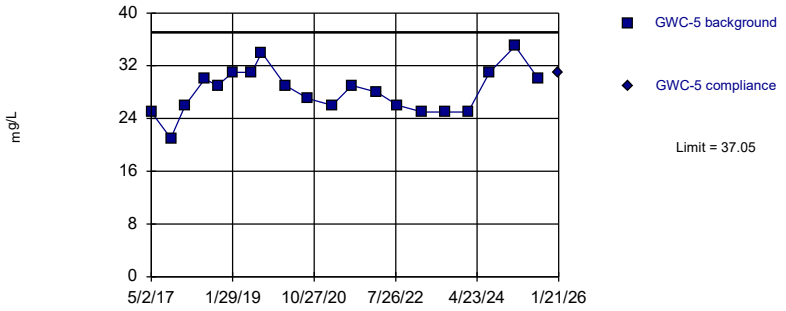


Background Data Summary: Mean=28.15, Std. Dev.=3.407, n=20. Normality test: Shapiro Wilk @alpha = 0.01, calculated = 0.9625, critical = 0.868. Kappa = 2.611 (c=7, w=29, 1 of 2, event alpha = 0.05132). Report alpha = 0.0002595.

Constituent: Sulfate Analysis Run 3/23/2026 2:04 PM View: Appendix III - Intrawell

Plant Wansley Client: Southern Company Data: Wansley Landfill

Sanitas™ v.10.1.06 Software licensed to Groundwater Stats Consulting. UG

Within Limit

## Prediction Limit

Intrawell Non-parametric

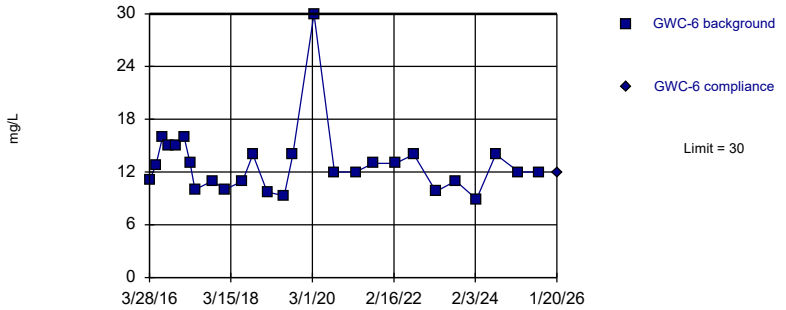


Non-parametric test used in lieu of parametric prediction limit because the Shapiro Wilk normality test showed the data to be non-normal at the 0.01 alpha level. Limit is highest of 27 background values. Well-constituent pair annual alpha = 0.004998. Individual comparison alpha = 0.002502 (1 of 2).

Constituent: Sulfate Analysis Run 3/23/2026 2:04 PM View: Appendix III - Intrawell

Plant Wansley Client: Southern Company Data: Wansley Landfill

Sanitas™ v.10.1.06 Software licensed to Groundwater Stats Consulting. UG

Within Limit

## Prediction Limit

Intrawell Parametric

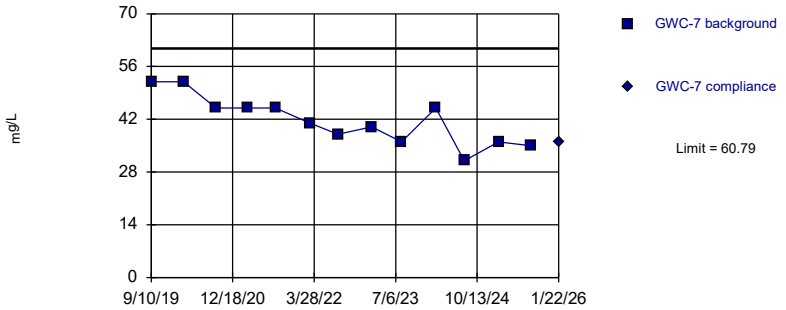


Background Data Summary: Mean=41.62, Std. Dev.=6.436, n=13. Normality test: Shapiro Wilk @alpha = 0.05, calculated = 0.9432, critical = 0.866. Kappa = 2.98 (c=7, w=29, 1 of 2, event alpha = 0.05132). Report alpha = 0.0002595.

Constituent: Sulfate Analysis Run 3/23/2026 2:04 PM View: Appendix III - Intrawell

Plant Wansley Client: Southern Company Data: Wansley Landfill

Sanitas™ v.10.1.06 Software licensed to Groundwater Stats Consulting. UG

Exceeds Limit

## Prediction Limit

Intrawell Parametric

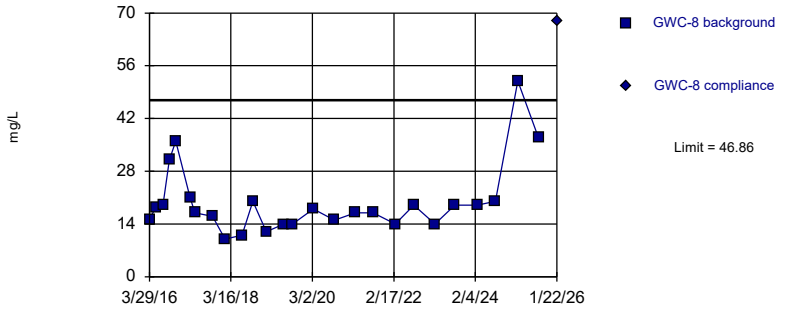


Background Data Summary (based on natural log transformation): Mean=2.91, Std. Dev.=0.3772, n=26. Normality test: Shapiro Wilk @alpha = 0.01, calculated = 0.8972, critical = 0.891. Kappa = 2.485 (c=7, w=29, 1 of 2, event alpha = 0.05132). Report alpha = 0.0002595.

Constituent: Sulfate Analysis Run 3/23/2026 2:04 PM View: Appendix III - Intrawell

Plant Wansley Client: Southern Company Data: Wansley Landfill

Sanitas™ v.10.1.06 Software licensed to Groundwater Stats Consulting. UG

Within Limit

## Prediction Limit

Intrawell Parametric

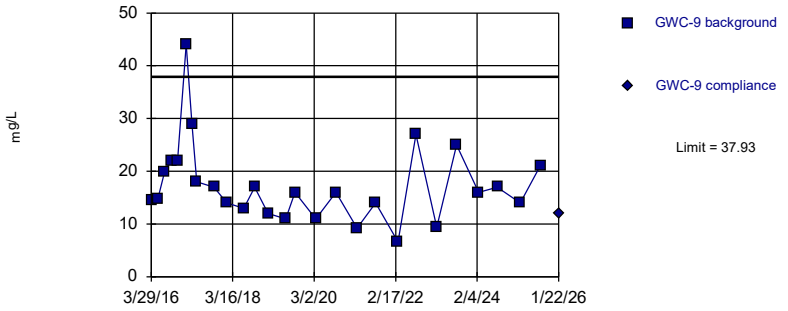


Background Data Summary (based on square root transformation): Mean=4.093, Std. Dev.=0.8357, n=27. Normality test: Shapiro Wilk @alpha = 0.01, calculated = 0.9467, critical = 0.894. Kappa = 2.472 (c=7, w=29, 1 of 2, event alpha = 0.05132). Report alpha = 0.0002595.

Constituent: Sulfate Analysis Run 3/23/2026 2:04 PM View: Appendix III - Intrawell

Plant Wansley Client: Southern Company Data: Wansley Landfill

Sanitas™ v.10.1.06 Software licensed to Groundwater Stats Consulting. UG

Within Limit

## Prediction Limit

Intrawell Parametric

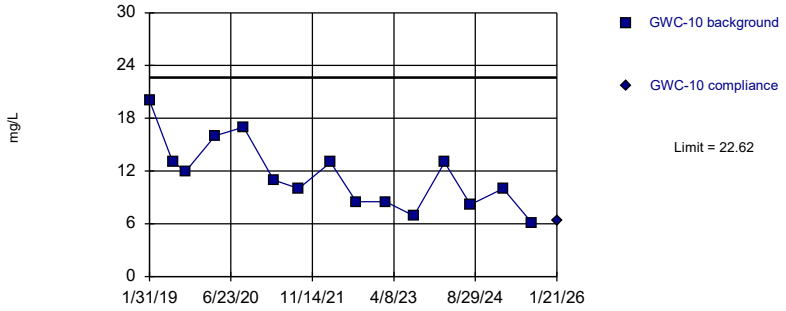


Background Data Summary: Mean=11.55, Std. Dev.=3.907, n=15. Normality test: Shapiro Wilk @alpha = 0.05, calculated = 0.9501, critical = 0.881. Kappa = 2.835 (c=7, w=29, 1 of 2, event alpha = 0.05132). Report alpha = 0.0002595.

Constituent: Sulfate Analysis Run 3/23/2026 2:04 PM View: Appendix III - Intrawell

Plant Wansley Client: Southern Company Data: Wansley Landfill

Sanitas™ v.10.1.06 Software licensed to Groundwater Stats Consulting. UG

Hollow symbols indicate censored values.

Within Limit

## Prediction Limit

Intrawell Non-parametric

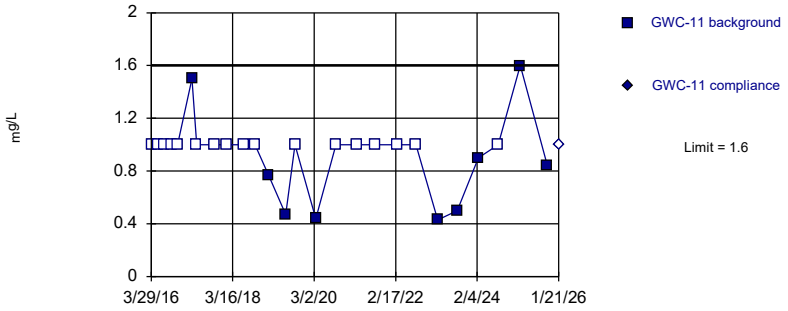


Non-parametric test used in lieu of parametric prediction limit because censored data exceeded 50%. Limit is highest of 26 background values. 65.38% NDs. Well-constituent pair annual alpha = 0.005327. Individual comparison alpha = 0.002667 (1 of 2).

Constituent: Sulfate Analysis Run 3/23/2026 2:04 PM View: Appendix III - Intrawell

Plant Wansley Client: Southern Company Data: Wansley Landfill

Sanitas™ v.10.1.06 Software licensed to Groundwater Stats Consulting. UG

Within Limit

## Prediction Limit

Intrawell Parametric

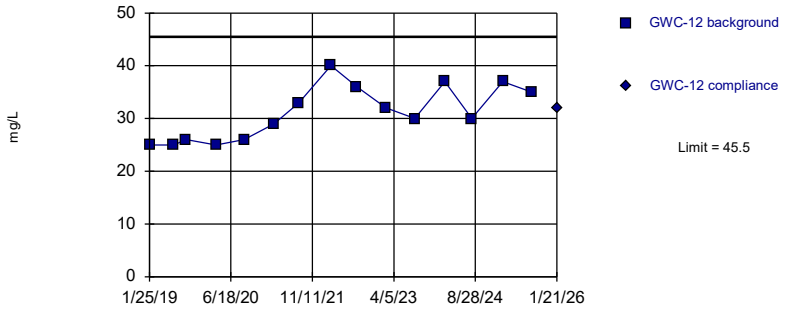


Background Data Summary: Mean=31.07, Std. Dev.=5.092, n=15. Normality test: Shapiro Wilk @alpha = 0.05, calculated = 0.9147, critical = 0.881. Kappa = 2.835 (c=7, w=29, 1 of 2, event alpha = 0.05132). Report alpha = 0.0002595.

Constituent: Sulfate Analysis Run 3/23/2026 2:04 PM View: Appendix III - Intrawell

Plant Wansley Client: Southern Company Data: Wansley Landfill

Sanitas™ v.10.1.06 Software licensed to Groundwater Stats Consulting. UG

Within Limit

## Prediction Limit

Intrawell Parametric

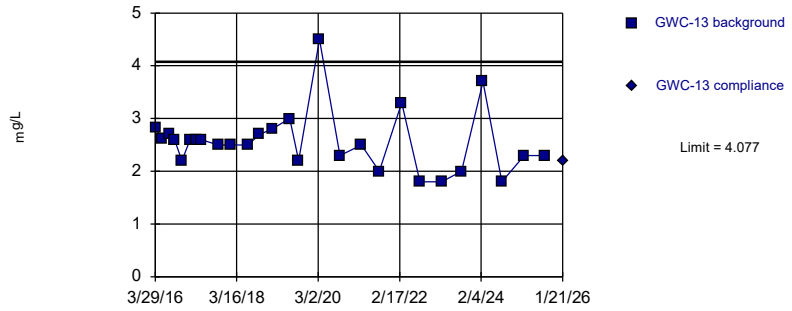


Background Data Summary (based on square root transformation): Mean=1.593, Std. Dev.=0.1727, n=27. Normality test: Shapiro Wilk @alpha = 0.01, calculated = 0.9093, critical = 0.894. Kappa = 2.472 (c=7, w=29, 1 of 2, event alpha = 0.05132). Report alpha = 0.0002595.

Constituent: Sulfate Analysis Run 3/23/2026 2:04 PM View: Appendix III - Intrawell

Plant Wansley Client: Southern Company Data: Wansley Landfill

Sanitas™ v.10.1.06 Software licensed to Groundwater Stats Consulting. UG

Within Limit

## Prediction Limit

Intrawell Parametric

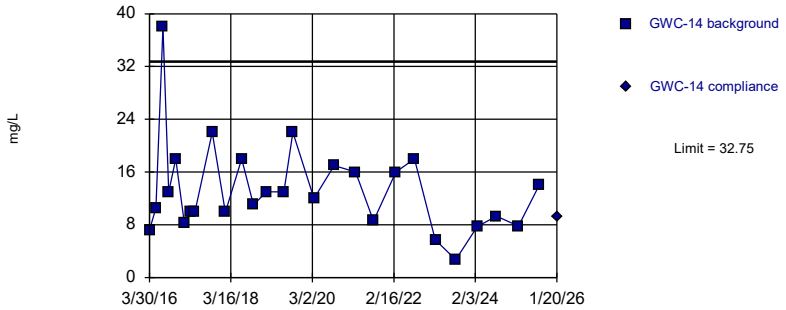


Background Data Summary (based on square root transformation): Mean=3.54, Std. Dev.=0.8834, n=27. Normality test: Shapiro Wilk @alpha = 0.01, calculated = 0.9577, critical = 0.894. Kappa = 2.472 (c=7, w=29, 1 of 2, event alpha = 0.05132). Report alpha = 0.0002595.

Constituent: Sulfate Analysis Run 3/23/2026 2:04 PM View: Appendix III - Intrawell

Plant Wansley Client: Southern Company Data: Wansley Landfill

Sanitas™ v.10.1.06 Software licensed to Groundwater Stats Consulting. UG

Within Limit

## Prediction Limit

Intrawell Parametric

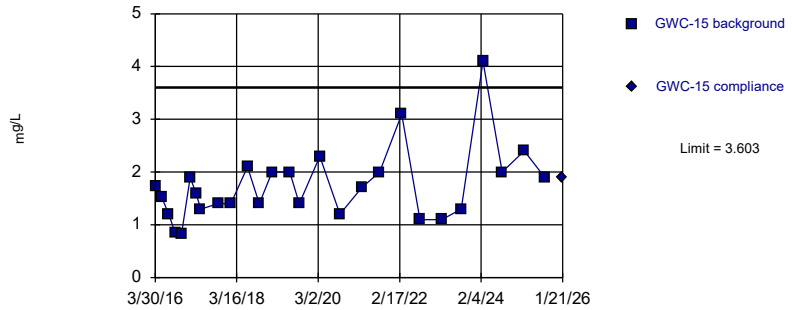


Background Data Summary (based on square root transformation): Mean=1.295, Std. Dev.=0.244, n=27. Normality test: Shapiro Wilk @alpha = 0.01, calculated = 0.9331, critical = 0.894. Kappa = 2.472 (c=7, w=29, 1 of 2, event alpha = 0.05132). Report alpha = 0.0002595.

Constituent: Sulfate Analysis Run 3/23/2026 2:04 PM View: Appendix III - Intrawell

Plant Wansley Client: Southern Company Data: Wansley Landfill

Sanitas™ v.10.1.06 Software licensed to Groundwater Stats Consulting. UG
Hollow symbols indicate censored values.
Within Limit

## Prediction Limit

Intrawell Non-parametric

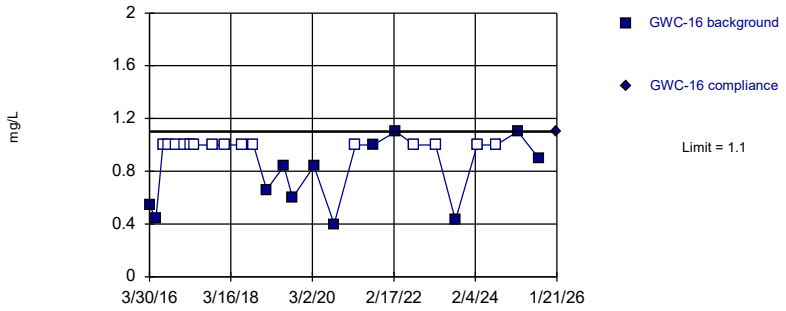


Non-parametric test used in lieu of parametric prediction limit because censored data exceeded 50%. Limit is highest of 27 background values. 55.56% NDs. Well-constituent pair annual alpha = 0.004998. Individual comparison alpha = 0.002502 (1 of 2).

Constituent: Sulfate Analysis Run 3/23/2026 2:05 PM View: Appendix III - Intrawell
Plant Wansley Client: Southern Company Data: Wansley Landfill

Sanitas™ v.10.1.06 Software licensed to Groundwater Stats Consulting. UG
Hollow symbols indicate censored values.
Within Limit

## Prediction Limit

Intrawell Non-parametric

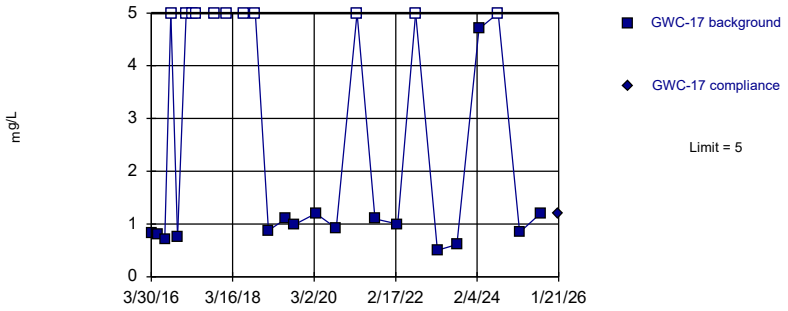


Non-parametric test used in lieu of parametric prediction limit because the Shapiro Wilk normality test showed the data to be non-normal at the 0.01 alpha level. Limit is highest of 27 background values. 40.74% NDs. Well-constituent pair annual alpha = 0.004998. Individual comparison alpha = 0.002502 (1 of 2).

Constituent: Sulfate Analysis Run 3/23/2026 2:05 PM View: Appendix III - Intrawell
Plant Wansley Client: Southern Company Data: Wansley Landfill

Sanitas™ v.10.1.06 Software licensed to Groundwater Stats Consulting. UG
Hollow symbols indicate censored values.
Within Limit

## Prediction Limit

Intrawell Non-parametric

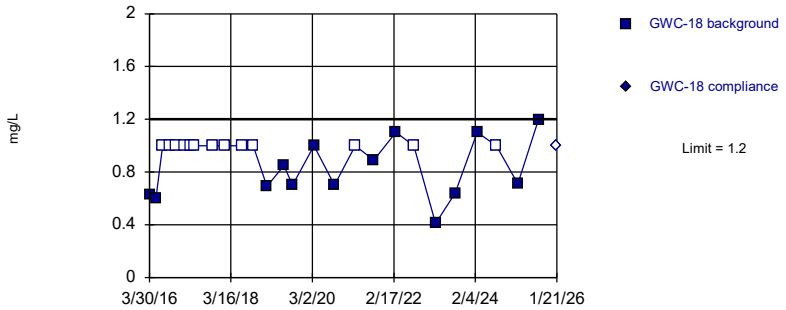


Non-parametric test used in lieu of parametric prediction limit because the Shapiro Wilk normality test showed the data to be non-normal at the 0.01 alpha level. Limit is highest of 27 background values. 48.15% NDs. Well-constituent pair annual alpha = 0.004998. Individual comparison alpha = 0.002502 (1 of 2).

Constituent: Sulfate Analysis Run 3/23/2026 2:05 PM View: Appendix III - Intrawell
Plant Wansley Client: Southern Company Data: Wansley Landfill

Sanitas™ v.10.1.06 Software licensed to Groundwater Stats Consulting. UG
Hollow symbols indicate censored values.
Within Limit

## Prediction Limit

Intrawell Parametric

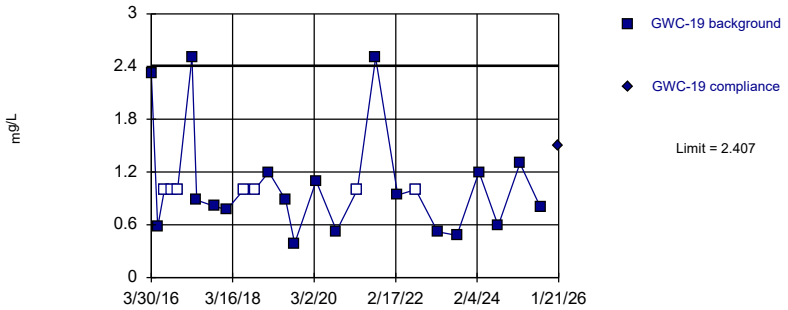


Background Data Summary (based on natural log transformation) (after Kaplan-Meier Adjustment): Mean=-0.2728, Std. Dev.=0.4632, n=26, 26.92% NDs. Normality test: Shapiro Wilk @alpha = 0.01, calculated = 0.9219, critical = 0.891. Kappa = 2.485 (c=7, w=29, 1 of 2, event alpha = 0.05132). Report alpha = 0.0002595.

Constituent: Sulfate Analysis Run 3/23/2026 2:05 PM View: Appendix III - Intrawell
Plant Wansley Client: Southern Company Data: Wansley Landfill

Sanitas™ v.10.1.06 Software licensed to Groundwater Stats Consulting. UG
Hollow symbols indicate censored values.
Within Limit

## Prediction Limit

Intrawell Parametric

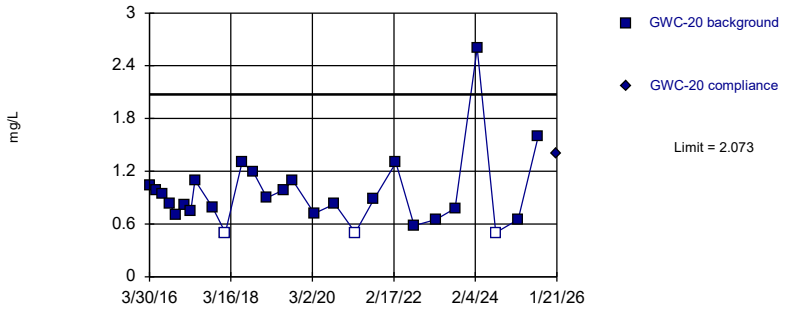


Background Data Summary (based on cube root transformation): Mean=0.9653, Std. Dev.=0.1253, n=27, 11.11% NDs. Normality test: Shapiro Wilk @alpha = 0.01, calculated = 0.911, critical = 0.894. Kappa = 2.472 (c=7, w=29, 1 of 2, event alpha = 0.05132). Report alpha = 0.0002595.

Constituent: Sulfate Analysis Run 3/23/2026 2:05 PM View: Appendix III - Intrawell
Plant Wansley Client: Southern Company Data: Wansley Landfill

Sanitas™ v.10.1.06 Software licensed to Groundwater Stats Consulting. UG
Hollow symbols indicate censored values.
Within Limit

## Prediction Limit

Intrawell Non-parametric

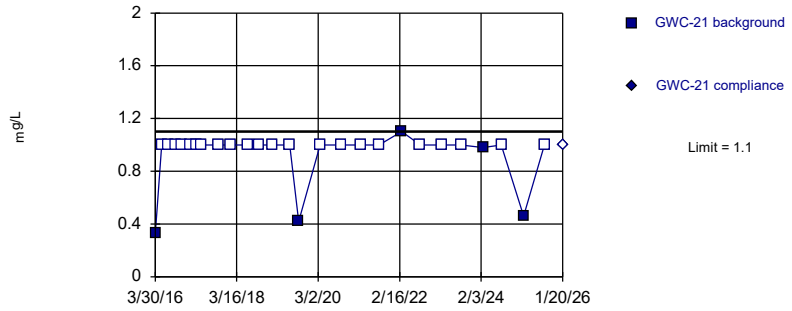


Non-parametric test used in lieu of parametric prediction limit because censored data exceeded 50%. Limit is highest of 27 background values. 81.48% NDs. Well-constituent pair annual alpha = 0.004998. Individual comparison alpha = 0.002502 (1 of 2).

Constituent: Sulfate Analysis Run 3/23/2026 2:05 PM View: Appendix III - Intrawell
Plant Wansley Client: Southern Company Data: Wansley Landfill

Sanitas™ v.10.1.06 Software licensed to Groundwater Stats Consulting. UG
Hollow symbols indicate censored values.
Within Limit

## Prediction Limit

Intrawell Non-parametric

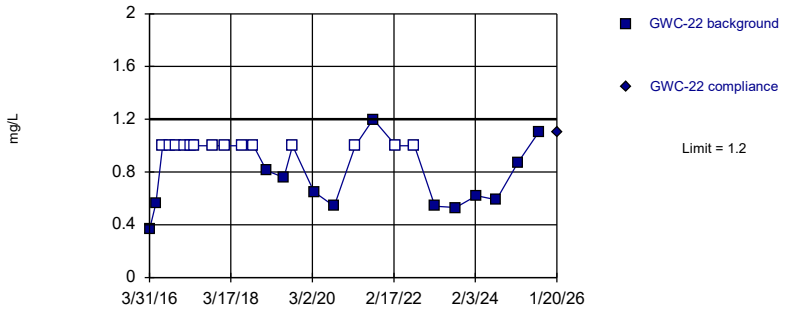


Non-parametric test used in lieu of parametric prediction limit because censored data exceeded 50%. Limit is highest of 27 background values. 51.85% NDs. Well-constituent pair annual alpha = 0.004998. Individual comparison alpha = 0.002502 (1 of 2).

Constituent: Sulfate Analysis Run 3/23/2026 2:05 PM View: Appendix III - Intrawell
Plant Wansley Client: Southern Company Data: Wansley Landfill

Sanitas™ v.10.1.06 Software licensed to Groundwater Stats Consulting. UG
Hollow symbols indicate censored values.
Within Limit

## Prediction Limit

Intrawell Non-parametric

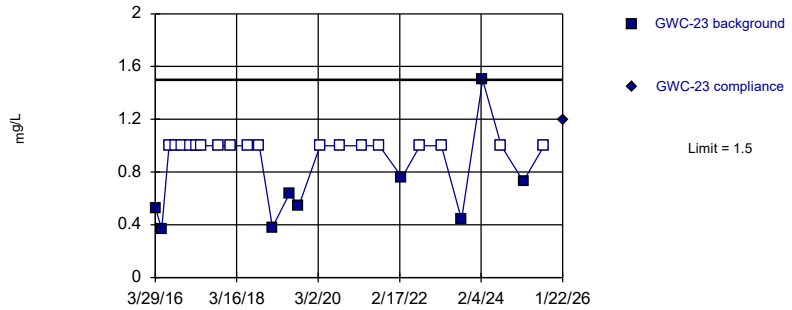


Non-parametric test used in lieu of parametric prediction limit because censored data exceeded 50%. Limit is highest of 27 background values. 66.67% NDs. Well-constituent pair annual alpha = 0.004998. Individual comparison alpha = 0.002502 (1 of 2).

Constituent: Sulfate Analysis Run 3/23/2026 2:05 PM View: Appendix III - Intrawell
Plant Wansley Client: Southern Company Data: Wansley Landfill

Sanitas™ v.10.1.06 Software licensed to Groundwater Stats Consulting. UG
Hollow symbols indicate censored values.
Within Limit

## Prediction Limit

Intrawell Non-parametric

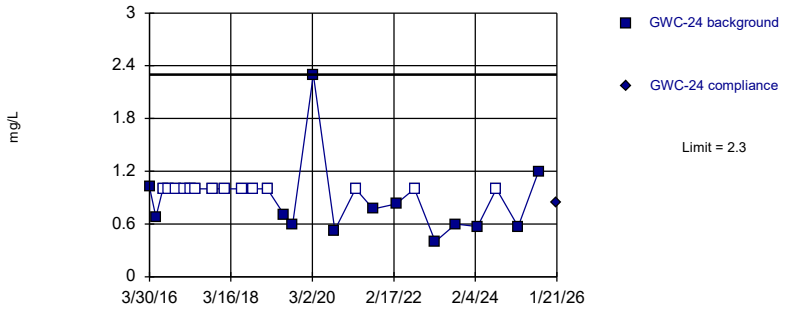


Non-parametric test used in lieu of parametric prediction limit because censored data exceeded 50%. Limit is highest of 27 background values. 51.85% NDs. Well-constituent pair annual alpha = 0.004998. Individual comparison alpha = 0.002502 (1 of 2).

Constituent: Sulfate Analysis Run 3/23/2026 2:05 PM View: Appendix III - Intrawell
Plant Wansley Client: Southern Company Data: Wansley Landfill

Sanitas™ v.10.1.06 Software licensed to Groundwater Stats Consulting. UG
Within Limit

## Prediction Limit

Intrawell Parametric

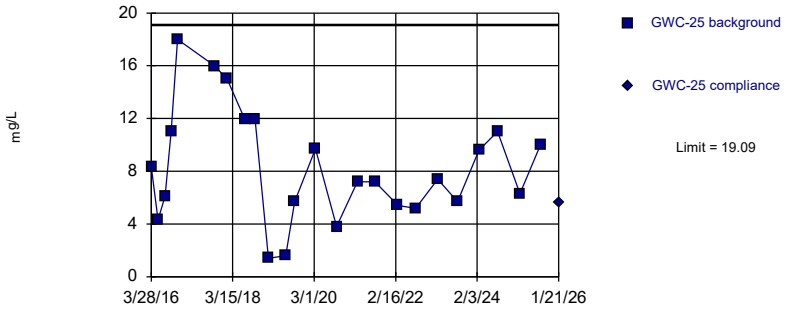


Background Data Summary: Mean=8.33, Std. Dev.=4.268, n=24. Normality test: Shapiro Wilk @alpha = 0.01, calculated = 0.9627, critical = 0.884. Kappa = 2.521 (c=7, w=29, 1 of 2, event alpha = 0.05132). Report alpha = 0.0002595.

Constituent: Sulfate Analysis Run 3/23/2026 2:05 PM View: Appendix III - Intrawell
Plant Wansley Client: Southern Company Data: Wansley Landfill

Sanitas™ v.10.1.06 Software licensed to Groundwater Stats Consulting. UG
Hollow symbols indicate censored values.
Within Limit

## Prediction Limit

Intrawell Non-parametric

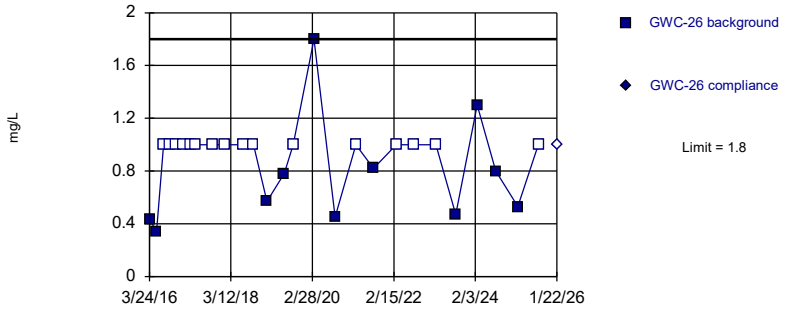


Non-parametric test used in lieu of parametric prediction limit because censored data exceeded 50%. Limit is highest of 27 background values. 59.26% NDs. Well-constituent pair annual alpha = 0.004998. Individual comparison alpha = 0.002502 (1 of 2).

Constituent: Sulfate Analysis Run 3/23/2026 2:05 PM View: Appendix III - Intrawell
Plant Wansley Client: Southern Company Data: Wansley Landfill

Sanitas™ v.10.1.06 Software licensed to Groundwater Stats Consulting. UG
Hollow symbols indicate censored values.
Within Limit

## Prediction Limit

Intrawell Parametric

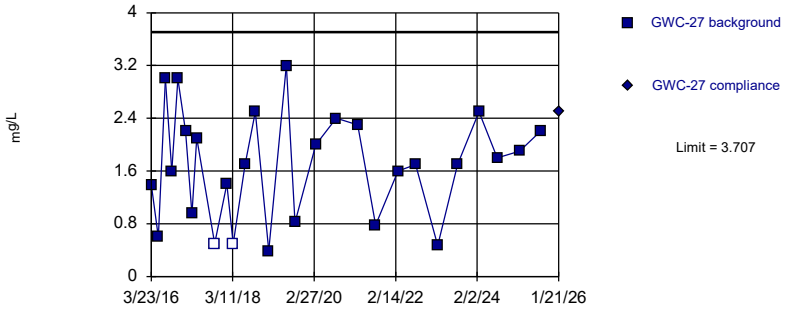


Background Data Summary: Mean=1.686, Std. Dev.=0.8225, n=28, 7.143% NDs. Normality test: Shapiro Wilk @alpha = 0.01, calculated = 0.949, critical = 0.896. Kappa = 2.458 (c=7, w=29, 1 of 2, event alpha = 0.05132). Report alpha = 0.0002595.

Constituent: Sulfate Analysis Run 3/23/2026 2:05 PM View: Appendix III - Intrawell
Plant Wansley Client: Southern Company Data: Wansley Landfill

Sanitas™ v.10.1.06 Software licensed to Groundwater Stats Consulting. UG

Within Limit

## Prediction Limit

Intrawell Non-parametric

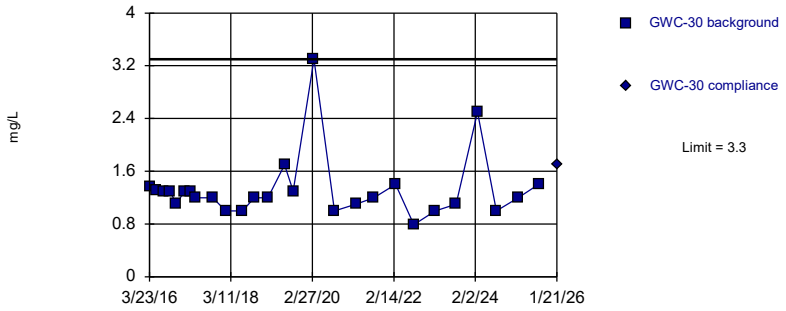


Non-parametric test used in lieu of parametric prediction limit because the Shapiro Wilk normality test showed the data to be non-normal at the 0.01 alpha level. Limit is highest of 27 background values. Well-constituent pair annual alpha = 0.004998. Individual comparison alpha = 0.002502 (1 of 2).

Constituent: Sulfate Analysis Run 3/23/2026 2:05 PM View: Appendix III - Intrawell

Plant Wansley Client: Southern Company Data: Wansley Landfill

Sanitas™ v.10.1.06 Software licensed to Groundwater Stats Consulting. UG

## Prediction Limit

Intrawell Parametric, GWC-31

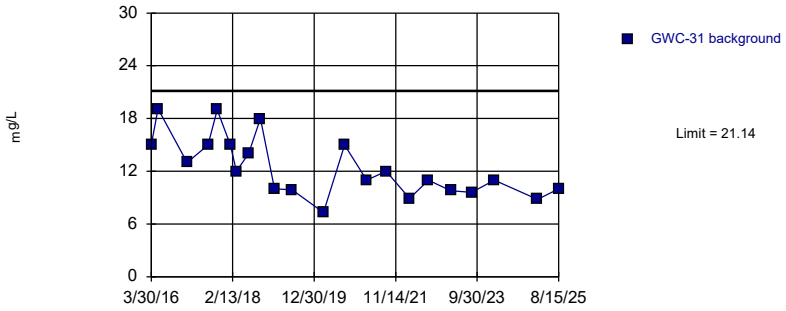


Background Data Summary: Mean=12.47, Std. Dev.=3.377, n=22. Normality test: Shapiro Wilk @alpha = 0.01, calculated = 0.9245, critical = 0.878. Kappa = 2.566 (c=7, w=29, 1 of 2, event alpha = 0.05132). Report alpha = 0.0002595. Assumes 1 future value.

Constituent: Sulfate Analysis Run 3/23/2026 2:05 PM View: Appendix III - Intrawell

Plant Wansley Client: Southern Company Data: Wansley Landfill

Sanitas™ v.10.1.06 Software licensed to Groundwater Stats Consulting. UG

Within Limit

## Prediction Limit

Intrawell Parametric

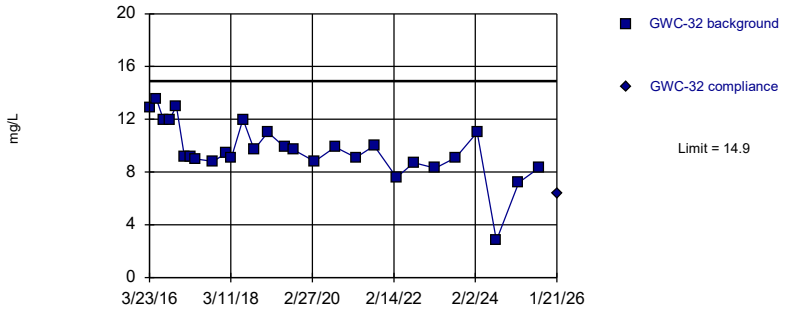


Background Data Summary: Mean=9.684, Std. Dev.=2.122, n=28. Normality test: Shapiro Wilk @alpha = 0.01, calculated = 0.9063, critical = 0.896. Kappa = 2.458 (c=7, w=29, 1 of 2, event alpha = 0.05132). Report alpha = 0.0002595.

Constituent: Sulfate Analysis Run 3/23/2026 2:05 PM View: Appendix III - Intrawell

Plant Wansley Client: Southern Company Data: Wansley Landfill

Sanitas™ v.10.1.06 Software licensed to Groundwater Stats Consulting. UG

Within Limit

## Prediction Limit

Intrawell Parametric

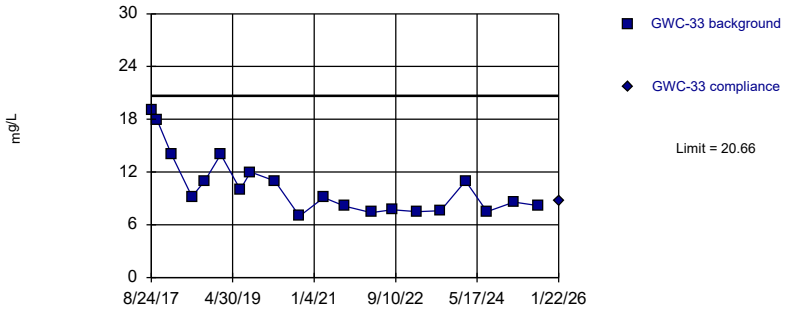


Background Data Summary (based on cube root transformation): Mean=2.16, Std. Dev.=0.2236, n=20. Normality test: Shapiro Wilk @alpha = 0.01, calculated = 0.8772, critical = 0.868. Kappa = 2.611 (c=7, w=29, 1 of 2, event alpha = 0.05132). Report alpha = 0.0002595.

Constituent: Sulfate Analysis Run 3/23/2026 2:05 PM View: Appendix III - Intrawell

Plant Wansley Client: Southern Company Data: Wansley Landfill

Sanitas™ v.10.1.06 Software licensed to Groundwater Stats Consulting. UG

Within Limit

## Prediction Limit

Intrawell Non-parametric

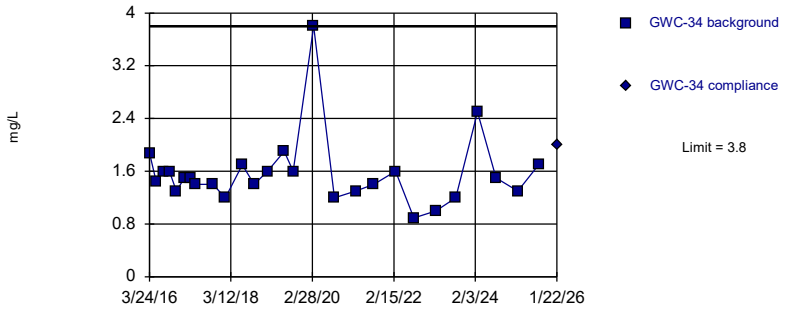


Non-parametric test used in lieu of parametric prediction limit because the Shapiro Wilk normality test showed the data to be non-normal at the 0.01 alpha level. Limit is highest of 27 background values. Well-constituent pair annual alpha = 0.004998. Individual comparison alpha = 0.002502 (1 of 2).

Constituent: Sulfate Analysis Run 3/23/2026 2:05 PM View: Appendix III - Intrawell

Plant Wansley Client: Southern Company Data: Wansley Landfill

Sanitas™ v.10.1.06 Software licensed to Groundwater Stats Consulting. UG

Exceeds Limit

## Prediction Limit

Intrawell Non-parametric

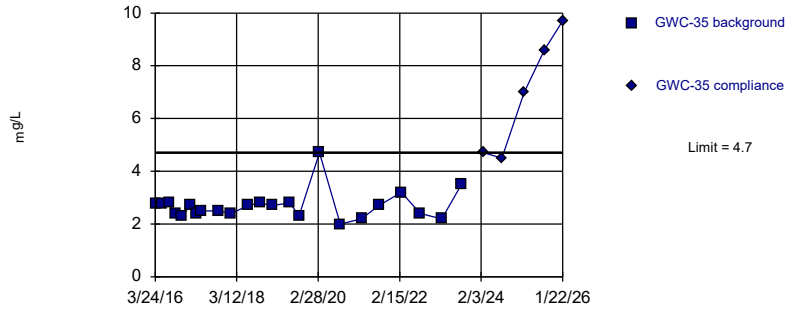


Non-parametric test used in lieu of parametric prediction limit because the Shapiro Wilk normality test showed the data to be non-normal at the 0.01 alpha level. Limit is highest of 23 background values. Well-constituent pair annual alpha = 0.006819. Individual comparison alpha = 0.003415 (1 of 2).

Constituent: Sulfate Analysis Run 3/23/2026 2:05 PM View: Appendix III - Intrawell

Plant Wansley Client: Southern Company Data: Wansley Landfill

Sanitas™ v.10.1.06 Software licensed to Groundwater Stats Consulting. UG
Hollow symbols indicate censored values.

Within Limit

## Prediction Limit

Intrawell Parametric

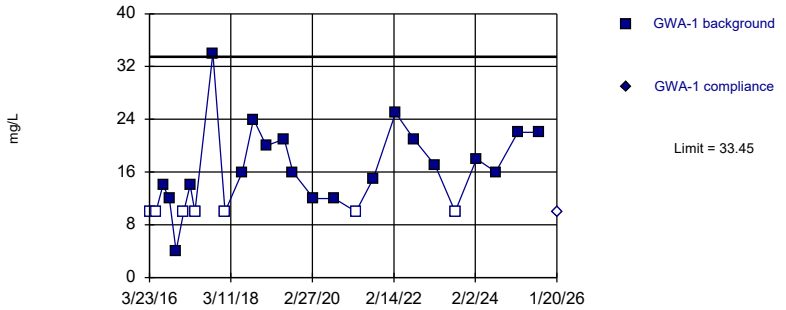


Background Data Summary (after Kaplan-Meier Adjustment): Mean=12.17, Std. Dev.=8.611, n=27, 25.93% NDs. Normality test: Shapiro Wilk @alpha = 0.01, calculated = 0.9361, critical = 0.894. Kappa = 2.472 (c=7, w=29, 1 of 2, event alpha = 0.05132). Report alpha = 0.0002595.

Constituent: TDS Analysis Run 3/23/2026 2:05 PM View: Appendix III - Intrawell

Plant Wansley Client: Southern Company Data: Wansley Landfill

Sanitas™ v.10.1.06 Software licensed to Groundwater Stats Consulting. UG
Hollow symbols indicate censored values.

Within Limit

## Prediction Limit

Intrawell Parametric

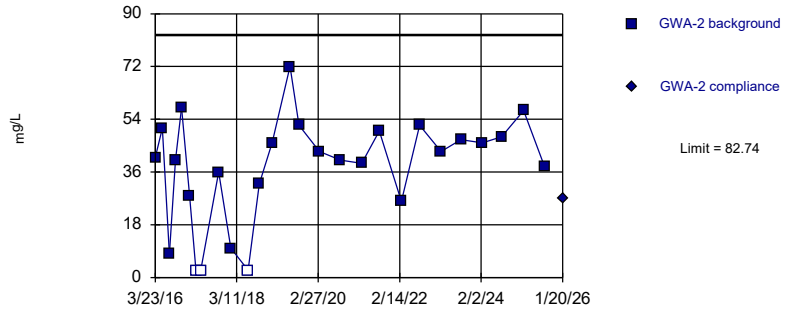


Background Data Summary: Mean=37.43, Std. Dev.=18.33, n=27, 11.11% NDs. Normality test: Shapiro Wilk @alpha = 0.01, calculated = 0.905, critical = 0.894. Kappa = 2.472 (c=7, w=29, 1 of 2, event alpha = 0.05132). Report alpha = 0.0002595.

Constituent: TDS Analysis Run 3/23/2026 2:05 PM View: Appendix III - Intrawell

Plant Wansley Client: Southern Company Data: Wansley Landfill

Sanitas™ v.10.1.06 Software licensed to Groundwater Stats Consulting. UG

## Prediction Limit

Intrawell Non-parametric, GWA-3 (bg)

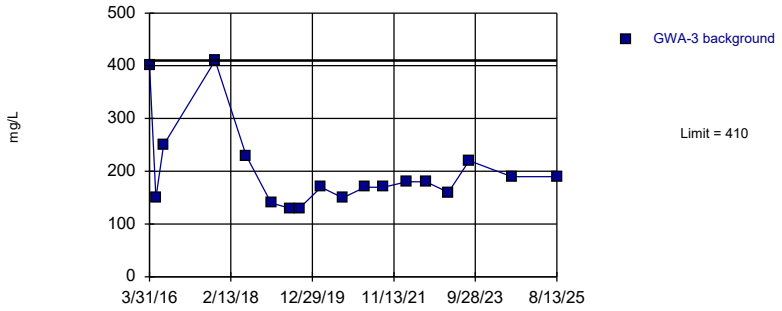


Non-parametric test used in lieu of parametric prediction limit because the Shapiro Wilk normality test showed the data to be non-normal at the 0.05 alpha level. Limit is highest of 18 background values. Well-constituent pair annual alpha = 0.01072. Individual comparison alpha = 0.005373 (1 of 2). Assumes 1 future value.

Constituent: TDS Analysis Run 3/23/2026 2:05 PM View: Appendix III - Intrawell

Plant Wansley Client: Southern Company Data: Wansley Landfill

Sanitas™ v.10.1.06 Software licensed to Groundwater Stats Consulting. UG

Within Limit

## Prediction Limit

Intrawell Parametric

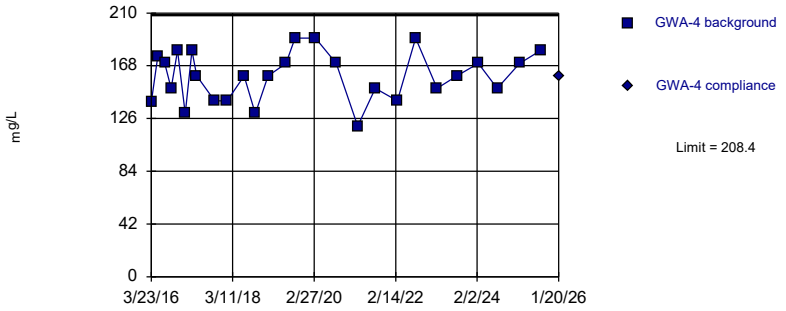


Background Data Summary: Mean=159.8, Std. Dev.=19.67, n=27. Normality test: Shapiro Wilk @alpha = 0.01, calculated = 0.9554, critical = 0.894. Kappa = 2.472 (c=7, w=29, 1 of 2, event alpha = 0.05132). Report alpha = 0.0002595.

Constituent: TDS Analysis Run 3/23/2026 2:05 PM View: Appendix III - Intrawell

Plant Wansley Client: Southern Company Data: Wansley Landfill

Sanitas™ v.10.1.06 Software licensed to Groundwater Stats Consulting. UG

Within Limit

## Prediction Limit

Intrawell Parametric

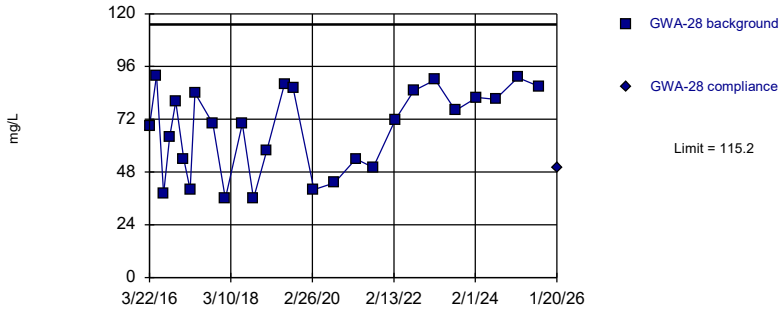


Background Data Summary: Mean=67.26, Std. Dev.=19.39, n=27. Normality test: Shapiro Wilk @alpha = 0.01, calculated = 0.8942, critical = 0.894. Kappa = 2.472 (c=7, w=29, 1 of 2, event alpha = 0.05132). Report alpha = 0.0002595.

Constituent: TDS Analysis Run 3/23/2026 2:05 PM View: Appendix III - Intrawell

Plant Wansley Client: Southern Company Data: Wansley Landfill

Sanitas™ v.10.1.06 Software licensed to Groundwater Stats Consulting. UG

Within Limit

## Prediction Limit

Intrawell Parametric

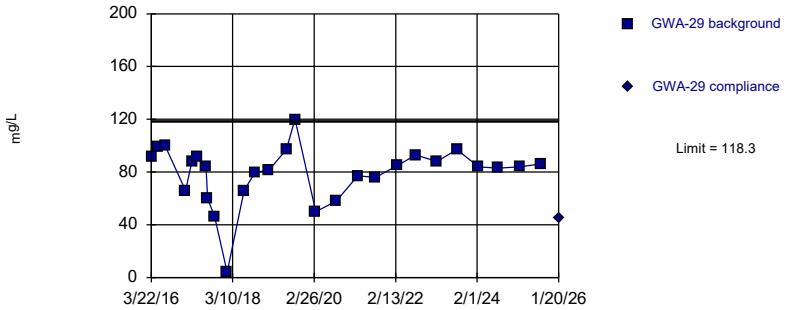


Background Data Summary (based on square transformation): Mean=6731, Std. Dev.=2938, n=27. Normality test: Shapiro Wilk @alpha = 0.01, calculated = 0.9672, critical = 0.894. Kappa = 2.472 (c=7, w=29, 1 of 2, event alpha = 0.05132). Report alpha = 0.0002595.

Constituent: TDS Analysis Run 3/23/2026 2:05 PM View: Appendix III - Intrawell

Plant Wansley Client: Southern Company Data: Wansley Landfill

Sanitas™ v.10.1.06 Software licensed to Groundwater Stats Consulting. UG

Within Limit

## Prediction Limit

Intrawell Parametric

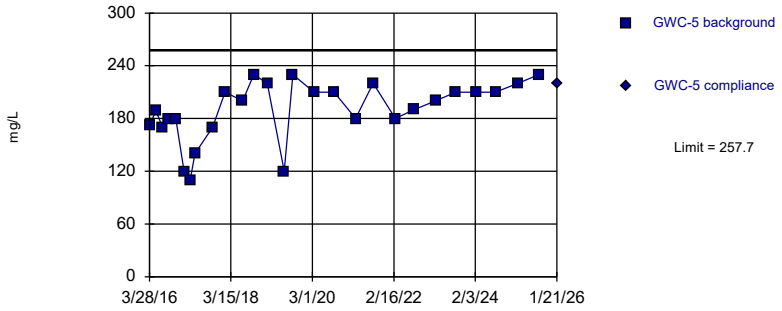


Background Data Summary (based on square transformation): Mean=36956, Std. Dev.=11907, n=27. Normality test: Shapiro Wilk @alpha = 0.01, calculated = 0.9201, critical = 0.894. Kappa = 2.472 (c=7, w=29, 1 of 2, event alpha = 0.05132). Report alpha = 0.0002595.

Constituent: TDS Analysis Run 3/23/2026 2:05 PM View: Appendix III - Intrawell

Plant Wansley Client: Southern Company Data: Wansley Landfill

Sanitas™ v.10.1.06 Software licensed to Groundwater Stats Consulting. UG

Within Limit

## Prediction Limit

Intrawell Parametric

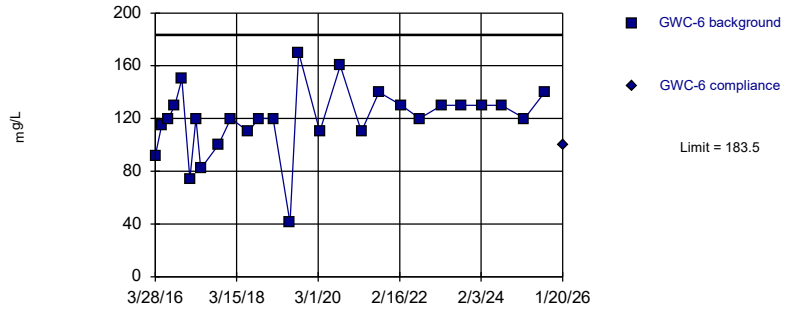


Background Data Summary: Mean=119, Std. Dev.=26.08, n=27. Normality test: Shapiro Wilk @alpha = 0.01, calculated = 0.9252, critical = 0.894. Kappa = 2.472 (c=7, w=29, 1 of 2, event alpha = 0.05132). Report alpha = 0.0002595.

Constituent: TDS Analysis Run 3/23/2026 2:05 PM View: Appendix III - Intrawell

Plant Wansley Client: Southern Company Data: Wansley Landfill

Sanitas™ v.10.1.06 Software licensed to Groundwater Stats Consulting. UG

Within Limit

## Prediction Limit

Intrawell Parametric

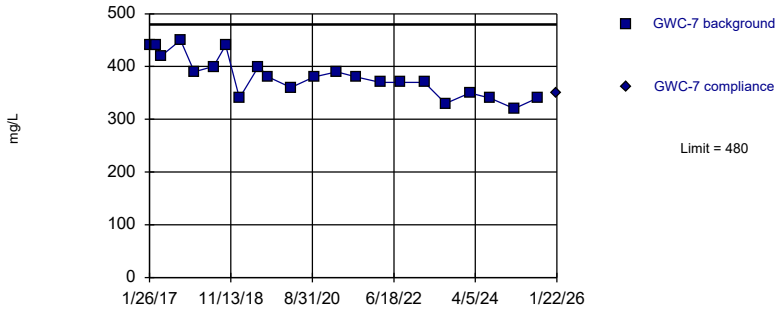


Background Data Summary: Mean=381.8, Std. Dev.=38.25, n=22. Normality test: Shapiro Wilk @alpha = 0.01, calculated = 0.9482, critical = 0.878. Kappa = 2.566 (c=7, w=29, 1 of 2, event alpha = 0.05132). Report alpha = 0.0002595.

Constituent: TDS Analysis Run 3/23/2026 2:05 PM View: Appendix III - Intrawell

Plant Wansley Client: Southern Company Data: Wansley Landfill

Sanitas™ v.10.1.06 Software licensed to Groundwater Stats Consulting. UG

Within Limit

## Prediction Limit

Intrawell Parametric

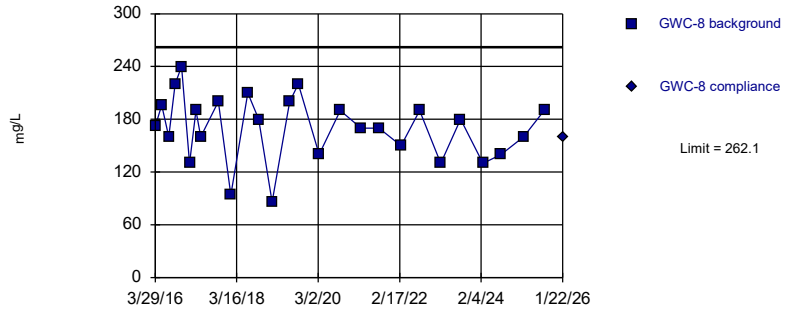


Background Data Summary: Mean=170.3, Std. Dev.=37.16, n=27. Normality test: Shapiro Wilk @alpha = 0.01, calculated = 0.9715, critical = 0.894. Kappa = 2.472 (c=7, w=29, 1 of 2, event alpha = 0.05132). Report alpha = 0.0002595.

Constituent: TDS Analysis Run 3/23/2026 2:05 PM View: Appendix III - Intrawell

Plant Wansley Client: Southern Company Data: Wansley Landfill

Sanitas™ v.10.1.06 Software licensed to Groundwater Stats Consulting. UG

Within Limit

## Prediction Limit

Intrawell Parametric

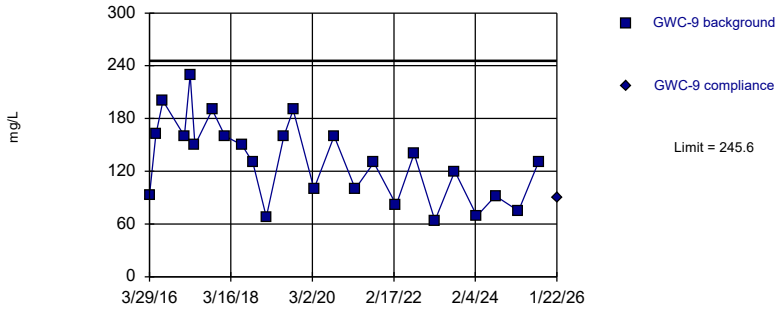


Background Data Summary: Mean=132.2, Std. Dev.=45.4, n=25. Normality test: Shapiro Wilk @alpha = 0.01, calculated = 0.9567, critical = 0.888. Kappa = 2.499 (c=7, w=29, 1 of 2, event alpha = 0.05132). Report alpha = 0.0002595.

Constituent: TDS Analysis Run 3/23/2026 2:05 PM View: Appendix III - Intrawell

Plant Wansley Client: Southern Company Data: Wansley Landfill

Sanitas™ v.10.1.06 Software licensed to Groundwater Stats Consulting. UG

Within Limit

## Prediction Limit

Intrawell Parametric

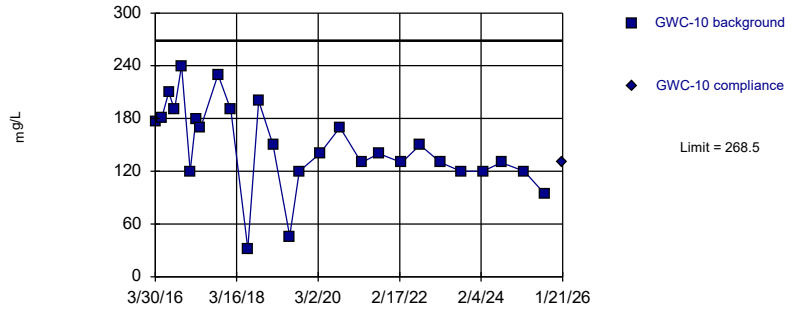


Background Data Summary: Mean=148.5, Std. Dev.=48.56, n=27. Normality test: Shapiro Wilk @alpha = 0.01, calculated = 0.9562, critical = 0.894. Kappa = 2.472 (c=7, w=29, 1 of 2, event alpha = 0.05132). Report alpha = 0.0002595.

Constituent: TDS Analysis Run 3/23/2026 2:05 PM View: Appendix III - Intrawell

Plant Wansley Client: Southern Company Data: Wansley Landfill

Sanitas™ v.10.1.06 Software licensed to Groundwater Stats Consulting. UG

Hollow symbols indicate censored values.

Within Limit

## Prediction Limit

Intrawell Parametric

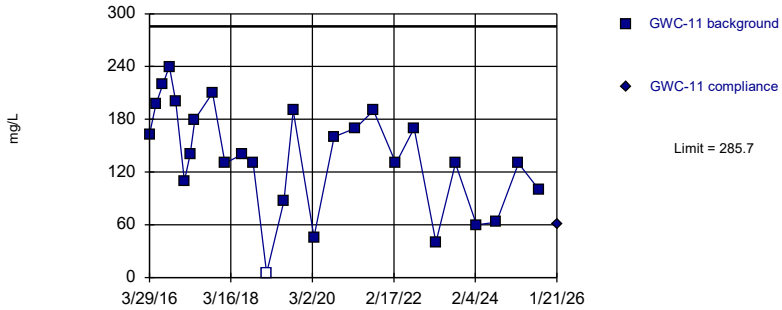


Background Data Summary: Mean=138.2, Std. Dev.=59.67, n=27, 3.704% NDs. Normality test: Shapiro Wilk @alpha = 0.01, calculated = 0.9665, critical = 0.894. Kappa = 2.472 (c=7, w=29, 1 of 2, event alpha = 0.05132). Report alpha = 0.0002595.

Constituent: TDS Analysis Run 3/23/2026 2:05 PM View: Appendix III - Intrawell

Plant Wansley Client: Southern Company Data: Wansley Landfill

Sanitas™ v.10.1.06 Software licensed to Groundwater Stats Consulting. UG

Within Limit

## Prediction Limit

Intrawell Parametric

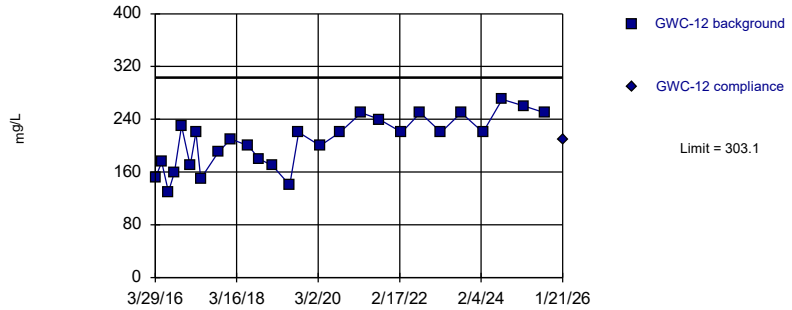


Background Data Summary: Mean=205.4, Std. Dev.=39.53, n=27. Normality test: Shapiro Wilk @alpha = 0.01, calculated = 0.9516, critical = 0.894. Kappa = 2.472 (c=7, w=29, 1 of 2, event alpha = 0.05132). Report alpha = 0.0002595.

Constituent: TDS Analysis Run 3/23/2026 2:05 PM View: Appendix III - Intrawell

Plant Wansley Client: Southern Company Data: Wansley Landfill

Sanitas™ v.10.1.06 Software licensed to Groundwater Stats Consulting. UG

Within Limit

## Prediction Limit

Intrawell Parametric

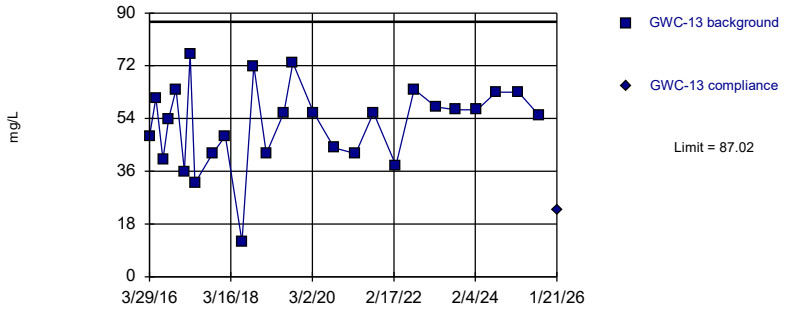


Background Data Summary: Mean=52.19, Std. Dev.=14.1, n=27. Normality test: Shapiro Wilk @alpha = 0.01, calculated = 0.9551, critical = 0.894. Kappa = 2.472 (c=7, w=29, 1 of 2, event alpha = 0.05132). Report alpha = 0.0002595.

Constituent: TDS Analysis Run 3/23/2026 2:05 PM View: Appendix III - Intrawell

Plant Wansley Client: Southern Company Data: Wansley Landfill

Sanitas™ v.10.1.06 Software licensed to Groundwater Stats Consulting. UG

Within Limit

## Prediction Limit

Intrawell Parametric

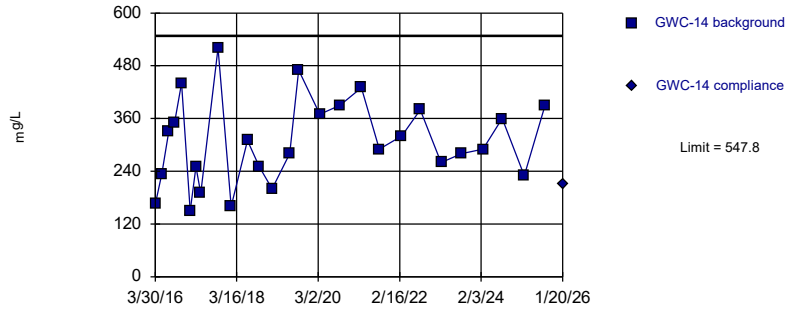


Background Data Summary: Mean=307, Std. Dev.=97.45, n=27. Normality test: Shapiro Wilk @alpha = 0.01, calculated = 0.9767, critical = 0.894. Kappa = 2.472 (c=7, w=29, 1 of 2, event alpha = 0.05132). Report alpha = 0.0002595.

Constituent: TDS Analysis Run 3/23/2026 2:05 PM View: Appendix III - Intrawell

Plant Wansley Client: Southern Company Data: Wansley Landfill

Sanitas™ v.10.1.06 Software licensed to Groundwater Stats Consulting. UG

Within Limit

## Prediction Limit

Intrawell Parametric

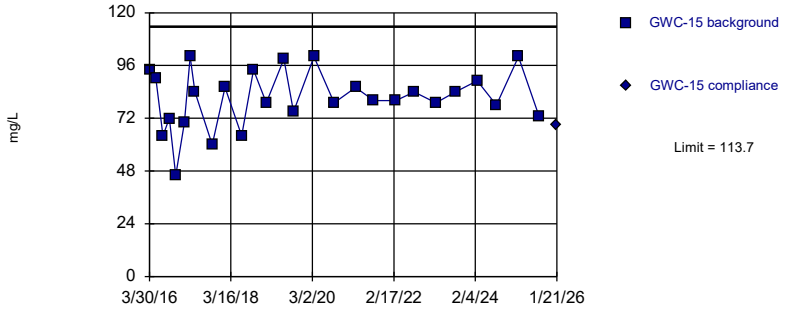


Background Data Summary: Mean=81.07, Std. Dev.=13.21, n=27. Normality test: Shapiro Wilk @alpha = 0.01, calculated = 0.955, critical = 0.894. Kappa = 2.472 (c=7, w=29, 1 of 2, event alpha = 0.05132). Report alpha = 0.0002595.

Constituent: TDS Analysis Run 3/23/2026 2:05 PM View: Appendix III - Intrawell

Plant Wansley Client: Southern Company Data: Wansley Landfill

Sanitas™ v.10.1.06 Software licensed to Groundwater Stats Consulting. UG

Within Limit

## Prediction Limit

Intrawell Parametric

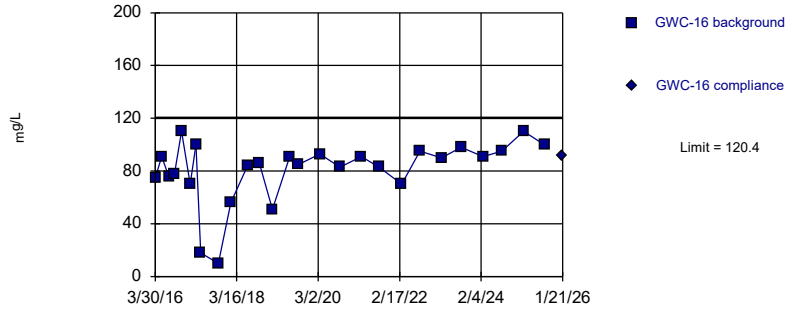


Background Data Summary (based on square transformation): Mean=7060, Std. Dev.=3007, n=27. Normality test: Shapiro Wilk @alpha = 0.01, calculated = 0.9416, critical = 0.894. Kappa = 2.472 (c=7, w=29, 1 of 2, event alpha = 0.05132). Report alpha = 0.0002595.

Constituent: TDS Analysis Run 3/23/2026 2:05 PM View: Appendix III - Intrawell

Plant Wansley Client: Southern Company Data: Wansley Landfill

Sanitas™ v.10.1.06 Software licensed to Groundwater Stats Consulting. UG

Within Limit

## Prediction Limit

Intrawell Parametric

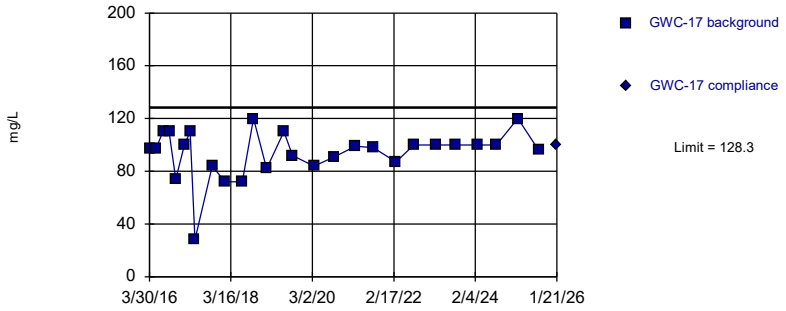


Background Data Summary (based on square transformation): Mean=9127, Std. Dev.=2964, n=27. Normality test: Shapiro Wilk @alpha = 0.01, calculated = 0.9463, critical = 0.894. Kappa = 2.472 (c=7, w=29, 1 of 2, event alpha = 0.05132). Report alpha = 0.0002595.

Constituent: TDS Analysis Run 3/23/2026 2:05 PM View: Appendix III - Intrawell

Plant Wansley Client: Southern Company Data: Wansley Landfill

Sanitas™ v.10.1.06 Software licensed to Groundwater Stats Consulting. UG

Within Limit

## Prediction Limit

Intrawell Parametric

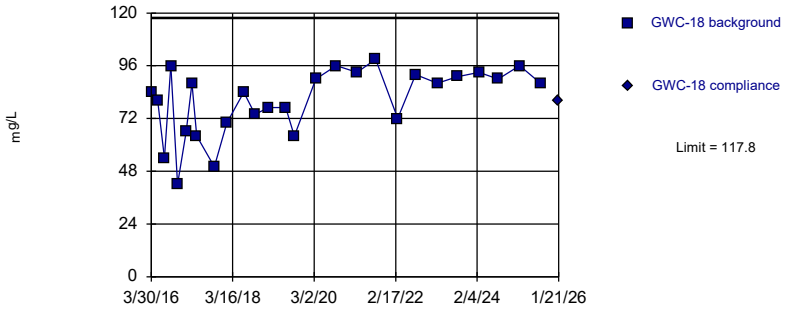


Background Data Summary: Mean=79.93, Std. Dev.=15.32, n=27. Normality test: Shapiro Wilk @alpha = 0.01, calculated = 0.9063, critical = 0.894. Kappa = 2.472 (c=7, w=29, 1 of 2, event alpha = 0.05132). Report alpha = 0.0002595.

Constituent: TDS Analysis Run 3/23/2026 2:05 PM View: Appendix III - Intrawell

Plant Wansley Client: Southern Company Data: Wansley Landfill

Sanitas™ v.10.1.06 Software licensed to Groundwater Stats Consulting. UG

Hollow symbols indicate censored values.

Within Limit

## Prediction Limit

Intrawell Parametric

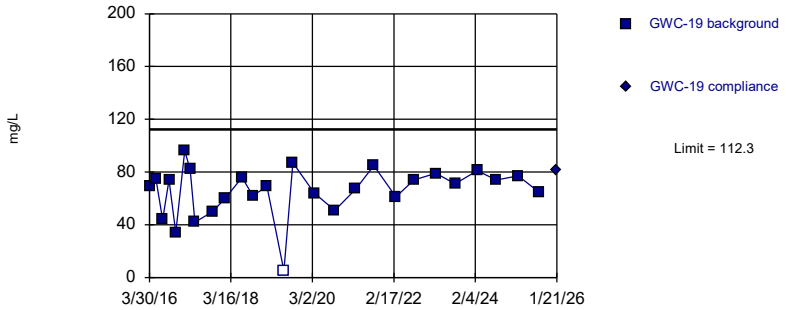


Background Data Summary: Mean=65.7, Std. Dev.=18.87, n=27, 3.704% NDs. Normality test: Shapiro Wilk @alpha = 0.01, calculated = 0.9064, critical = 0.894. Kappa = 2.472 (c=7, w=29, 1 of 2, event alpha = 0.05132). Report alpha = 0.0002595.

Constituent: TDS Analysis Run 3/23/2026 2:05 PM View: Appendix III - Intrawell

Plant Wansley Client: Southern Company Data: Wansley Landfill

Sanitas™ v.10.1.06 Software licensed to Groundwater Stats Consulting. UG

Within Limit

## Prediction Limit

Intrawell Parametric

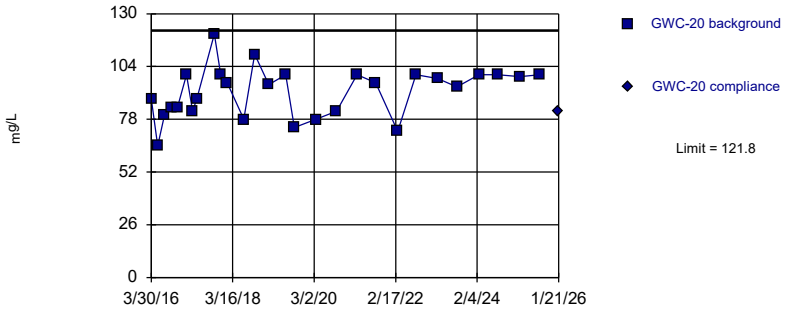


Background Data Summary: Mean=91.54, Std. Dev.=12.31, n=28. Normality test: Shapiro Wilk @alpha = 0.01, calculated = 0.9455, critical = 0.896. Kappa = 2.458 (c=7, w=29, 1 of 2, event alpha = 0.05132). Report alpha = 0.0002595.

Constituent: TDS Analysis Run 3/23/2026 2:05 PM View: Appendix III - Intrawell

Plant Wansley Client: Southern Company Data: Wansley Landfill

Sanitas™ v.10.1.06 Software licensed to Groundwater Stats Consulting. UG
Hollow symbols indicate censored values.
Within Limit

## Prediction Limit

Intrawell Parametric

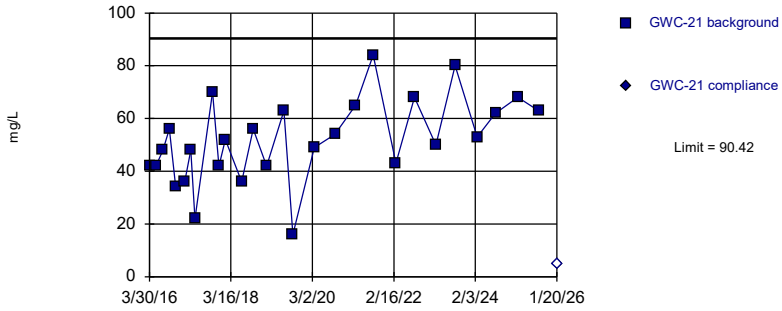


Background Data Summary: Mean=51.57, Std. Dev.=15.81, n=28. Normality test: Shapiro Wilk @alpha = 0.01, calculated = 0.9834, critical = 0.896. Kappa = 2.458 (c=7, w=29, 1 of 2, event alpha = 0.05132). Report alpha = 0.0002595.

Constituent: TDS Analysis Run 3/23/2026 2:05 PM View: Appendix III - Intrawell
Plant Wansley Client: Southern Company Data: Wansley Landfill

Sanitas™ v.10.1.06 Software licensed to Groundwater Stats Consulting. UG
Hollow symbols indicate censored values.
Within Limit

## Prediction Limit

Intrawell Parametric

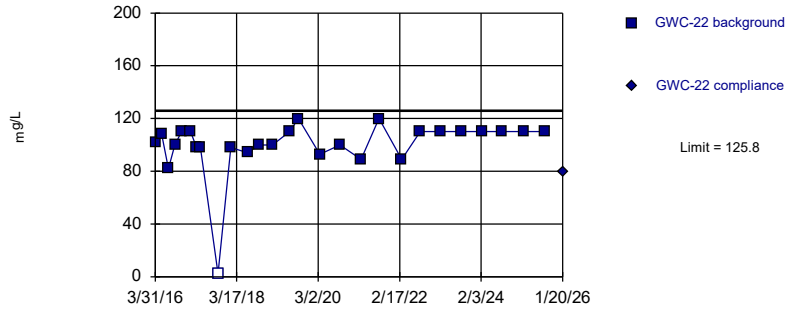


Background Data Summary (based on cube transformation): Mean=1092843, Std. Dev.=364096, n=27, 3.704% NDs. Normality test: Shapiro Wilk @alpha = 0.01, calculated = 0.9085, critical = 0.894. Kappa = 2.472 (c=7, w=29, 1 of 2, event alpha = 0.05132). Report alpha = 0.0002595.

Constituent: TDS Analysis Run 3/23/2026 2:05 PM View: Appendix III - Intrawell
Plant Wansley Client: Southern Company Data: Wansley Landfill

Sanitas™ v.10.1.06 Software licensed to Groundwater Stats Consulting. UG
Hollow symbols indicate censored values.
Within Limit

## Prediction Limit

Intrawell Parametric

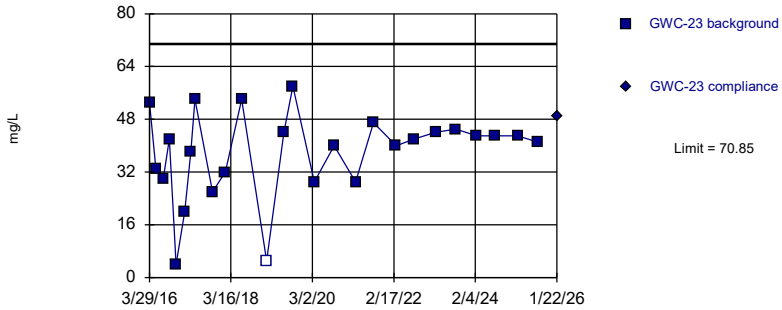


Background Data Summary: Mean=37.65, Std. Dev.=13.36, n=26, 3.846% NDs. Normality test: Shapiro Wilk @alpha = 0.01, calculated = 0.9042, critical = 0.891. Kappa = 2.485 (c=7, w=29, 1 of 2, event alpha = 0.05132). Report alpha = 0.0002595.

Constituent: TDS Analysis Run 3/23/2026 2:05 PM View: Appendix III - Intrawell
Plant Wansley Client: Southern Company Data: Wansley Landfill

Sanitas™ v.10.1.06 Software licensed to Groundwater Stats Consulting. UG
Hollow symbols indicate censored values.
Exceeds Limit

## Prediction Limit

Intrawell Parametric

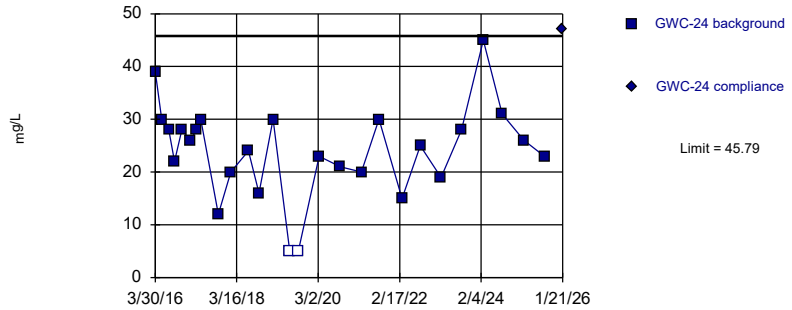


Background Data Summary: Mean=24.04, Std. Dev.=8.803, n=27, 7.407% NDs. Normality test: Shapiro Wilk @alpha = 0.01, calculated = 0.9529, critical = 0.894. Kappa = 2.472 (c=7, w=29, 1 of 2, event alpha = 0.05132). Report alpha = 0.0002595.

Constituent: TDS Analysis Run 3/23/2026 2:05 PM View: Appendix III - Intrawell
Plant Wansley Client: Southern Company Data: Wansley Landfill

Sanitas™ v.10.1.06 Software licensed to Groundwater Stats Consulting. UG

Within Limit

## Prediction Limit

Intrawell Parametric

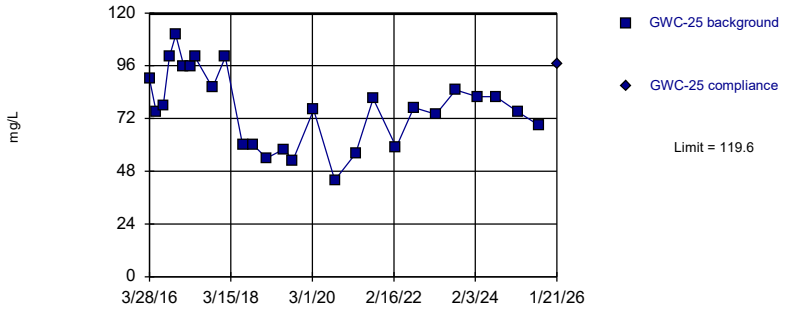


Background Data Summary: Mean=76.89, Std. Dev.=17.27, n=27. Normality test: Shapiro Wilk @alpha = 0.01, calculated = 0.9669, critical = 0.894. Kappa = 2.472 (c=7, w=29, 1 of 2, event alpha = 0.05132). Report alpha = 0.0002595.

Constituent: TDS Analysis Run 3/23/2026 2:05 PM View: Appendix III - Intrawell

Plant Wansley Client: Southern Company Data: Wansley Landfill

Sanitas™ v.10.1.06 Software licensed to Groundwater Stats Consulting. UG

Hollow symbols indicate censored values.

Within Limit

## Prediction Limit

Intrawell Parametric

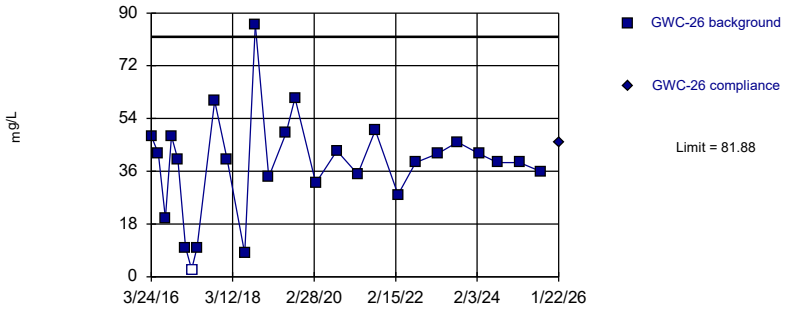


Background Data Summary: Mean=38.13, Std. Dev.=17.7, n=27, 3.704% NDs. Normality test: Shapiro Wilk @alpha = 0.01, calculated = 0.9326, critical = 0.894. Kappa = 2.472 (c=7, w=29, 1 of 2, event alpha = 0.05132). Report alpha = 0.0002595.

Constituent: TDS Analysis Run 3/23/2026 2:05 PM View: Appendix III - Intrawell

Plant Wansley Client: Southern Company Data: Wansley Landfill

Sanitas™ v.10.1.06 Software licensed to Groundwater Stats Consulting. UG

Hollow symbols indicate censored values.

Within Limit

## Prediction Limit

Intrawell Parametric

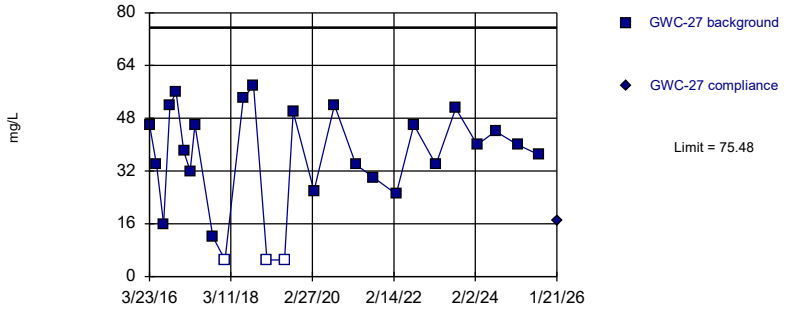


Background Data Summary: Mean=35.85, Std. Dev.=16.04, n=27, 11.11% NDs. Normality test: Shapiro Wilk @alpha = 0.01, calculated = 0.9165, critical = 0.894. Kappa = 2.472 (c=7, w=29, 1 of 2, event alpha = 0.05132). Report alpha = 0.0002595.

Constituent: TDS Analysis Run 3/23/2026 2:06 PM View: Appendix III - Intrawell

Plant Wansley Client: Southern Company Data: Wansley Landfill

Sanitas™ v.10.1.06 Software licensed to Groundwater Stats Consulting. UG

Within Limit

## Prediction Limit

Intrawell Parametric

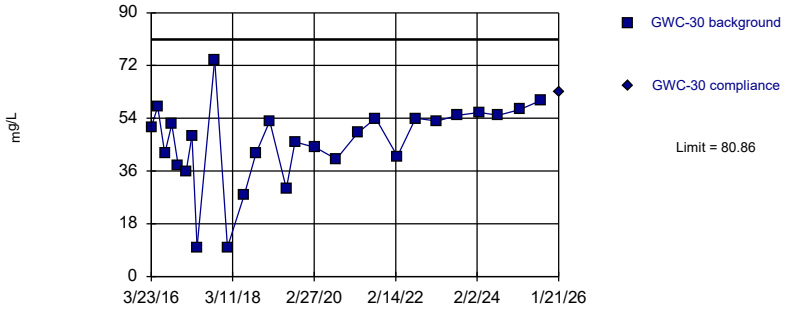


Background Data Summary: Mean=45.78, Std. Dev.=14.19, n=27. Normality test: Shapiro Wilk @alpha = 0.01, calculated = 0.9074, critical = 0.894. Kappa = 2.472 (c=7, w=29, 1 of 2, event alpha = 0.05132). Report alpha = 0.0002595.

Constituent: TDS Analysis Run 3/23/2026 2:06 PM View: Appendix III - Intrawell

Plant Wansley Client: Southern Company Data: Wansley Landfill

Sanitas™ v.10.1.06 Software licensed to Groundwater Stats Consulting. UG

## Prediction Limit

Intrawell Parametric, GWC-31

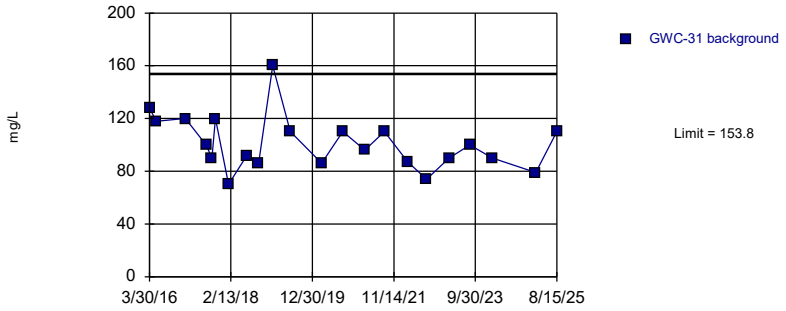


Background Data Summary: Mean=101.2, Std. Dev.=20.51, n=22. Normality test: Shapiro Wilk @alpha = 0.01, calculated = 0.9319, critical = 0.878. Kappa = 2.566 (c=7, w=29, 1 of 2, event alpha = 0.05132). Report alpha = 0.0002595. Assumes 1 future value.

Constituent: TDS Analysis Run 3/23/2026 2:06 PM View: Appendix III - Intrawell
Plant Wansley Client: Southern Company Data: Wansley Landfill

Sanitas™ v.10.1.06 Software licensed to Groundwater Stats Consulting. UG

Within Limit

## Prediction Limit

Intrawell Parametric

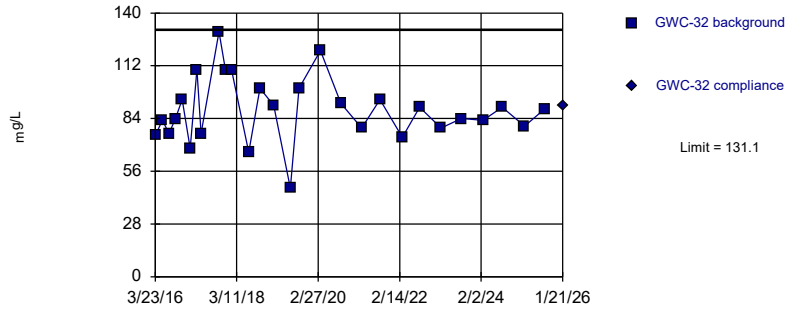


Background Data Summary: Mean=88.36, Std. Dev.=17.38, n=28. Normality test: Shapiro Wilk @alpha = 0.01, calculated = 0.9732, critical = 0.896. Kappa = 2.458 (c=7, w=29, 1 of 2, event alpha = 0.05132). Report alpha = 0.0002595.

Constituent: TDS Analysis Run 3/23/2026 2:06 PM View: Appendix III - Intrawell
Plant Wansley Client: Southern Company Data: Wansley Landfill

Sanitas™ v.10.1.06 Software licensed to Groundwater Stats Consulting. UG

Within Limit

## Prediction Limit

Intrawell Parametric

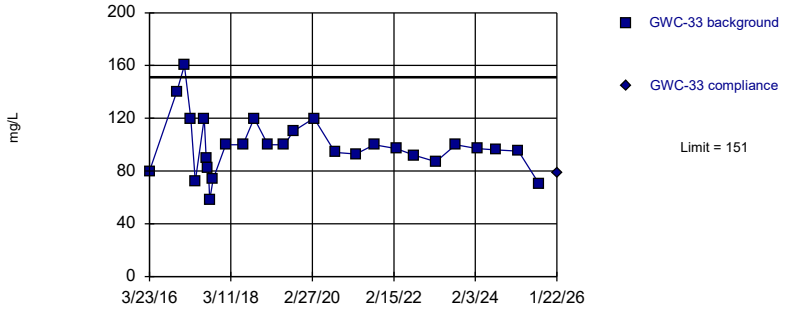


Background Data Summary: Mean=98.82, Std. Dev.=21.24, n=28. Normality test: Shapiro Wilk @alpha = 0.01, calculated = 0.9369, critical = 0.896. Kappa = 2.458 (c=7, w=29, 1 of 2, event alpha = 0.05132). Report alpha = 0.0002595.

Constituent: TDS Analysis Run 3/23/2026 2:06 PM View: Appendix III - Intrawell
Plant Wansley Client: Southern Company Data: Wansley Landfill

Sanitas™ v.10.1.06 Software licensed to Groundwater Stats Consulting. UG
Hollow symbols indicate censored values.

Within Limit

## Prediction Limit

Intrawell Parametric

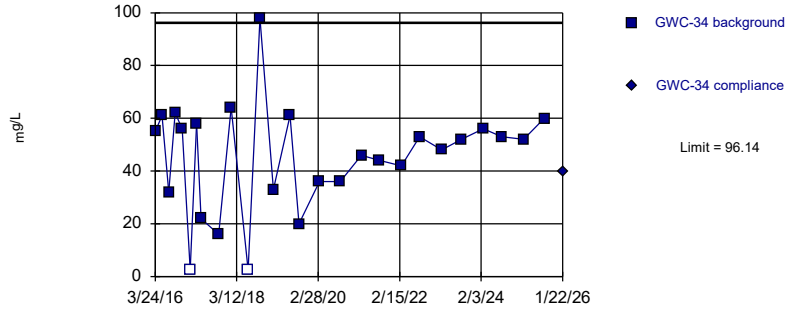


Background Data Summary: Mean=45.22, Std. Dev.=20.6, n=27, 7.407% NDs. Normality test: Shapiro Wilk @alpha = 0.01, calculated = 0.9345, critical = 0.894. Kappa = 2.472 (c=7, w=29, 1 of 2, event alpha = 0.05132). Report alpha = 0.0002595.

Constituent: TDS Analysis Run 3/23/2026 2:06 PM View: Appendix III - Intrawell
Plant Wansley Client: Southern Company Data: Wansley Landfill

Sanitas™ v.10.1.06 Software licensed to Groundwater Stats Consulting. UG
Hollow symbols indicate censored values.

Within Limit

## Prediction Limit

Intrawell Parametric

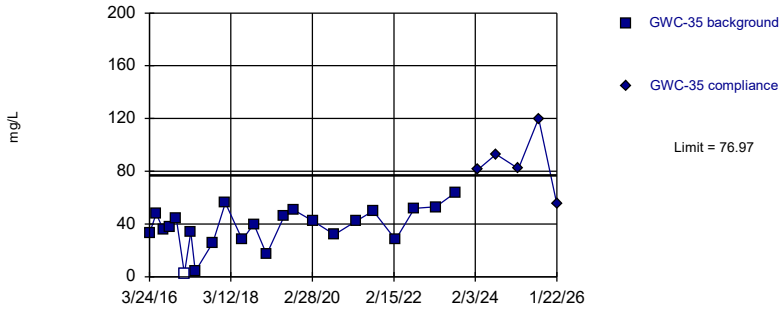


Background Data Summary: Mean=37.67, Std. Dev.=15.45, n=23, 4.348% NDs. Normality test: Shapiro Wilk @alpha = 0.01, calculated = 0.9481, critical = 0.881. Kappa = 2.544 (c=7, w=29, 1 of 2, event alpha = 0.05132). Report alpha = 0.0002595.

Constituent: TDS Analysis Run 3/23/2026 2:06 PM View: Appendix III - Intrawell

Plant Wansley Client: Southern Company Data: Wansley Landfill

# Prediction Limit

Constituent: pH, Field (SU) Analysis Run 3/23/2026 2:08 PM View: Appendix III - Intrawell

Plant Wansley Client: Southern Company Data: Wansley Landfill

| | GWA-1 | GWA-1 |
|---|---|---|
| 1/21/2016 | 5.03 | |
| 3/23/2016 | 5.56 | |
| 5/20/2016 | 5.62 | |
| 7/21/2016 | 5.500376 | |
| 9/15/2016 | 5.31 | |
| 11/11/2016 | 5.4 | |
| 1/19/2017 | 5.73 | |
| 3/16/2017 | 5.25 | |
| 4/28/2017 | 5.35 | |
| 8/3/2017 | 5.32 | |
| 10/4/2017 | 5.44 | |
| 1/19/2018 | 5.39 | |
| 6/19/2018 | 5.27 | |
| 9/25/2018 | 5.27 | |
| 1/17/2019 | 5.43 | |
| 6/24/2019 | 5.3 | |
| 9/9/2019 | 5.37 | |
| 3/10/2020 | 5.42 | |
| 9/9/2020 | 5.62 | |
| 3/15/2021 | 5.55 | |
| 8/16/2021 | 5.48 | |
| 2/28/2022 | 5.29 | |
| 8/9/2022 | 5.33 | |
| 2/14/2023 | 5.56 | |
| 8/9/2023 | 5.26 | |
| 2/13/2024 | 5.35 | |
| 7/30/2024 | 5.47 | |
| 2/11/2025 | 5.36 | |
| 8/12/2025 | 5.25 | |
| 1/20/2026 | | 5.46 |

# Prediction Limit

Constituent: pH, Field (SU) Analysis Run 3/23/2026 2:08 PM View: Appendix III - Intrawell

Plant Wansley Client: Southern Company Data: Wansley Landfill

| | GWA-2 | GWA-2 |
|---|---|---|
| 1/20/2016 | 5.47 | |
| 3/23/2016 | 5.85 | |
| 5/24/2016 | 5.86 | |
| 7/26/2016 | 5.808275 | |
| 9/15/2016 | 5.711552 | |
| 11/10/2016 | 5.63 | |
| 1/19/2017 | 5.63 | |
| 3/17/2017 | 5.68 | |
| 4/28/2017 | 5.77 | |
| 8/2/2017 | 5.67 | |
| 10/3/2017 | 5.53 | |
| 1/19/2018 | 5.68 | |
| 6/19/2018 | 5.84 | |
| 9/25/2018 | 5.52 | |
| 1/17/2019 | 5.81 | |
| 6/24/2019 | 5.75 | |
| 9/10/2019 | 5.63 | |
| 3/10/2020 | 5.72 | |
| 9/10/2020 | 5.41 | |
| 3/15/2021 | 5.44 | |
| 8/18/2021 | 5.58 | |
| 3/1/2022 | 5.65 | |
| 8/9/2022 | 5.64 | |
| 2/14/2023 | 5.64 | |
| 8/9/2023 | 5.56 | |
| 2/14/2024 | 5.67 | |
| 7/30/2024 | 4.88 | |
| 2/11/2025 | 5.66 | |
| 8/12/2025 | 5.64 | |
| 1/20/2026 | | 5.61 |

# Prediction Limit

Constituent: pH, Field (SU) Analysis Run 3/23/2026 2:08 PM View: Appendix III - Intrawell

Plant Wansley Client: Southern Company Data: Wansley Landfill

| | GWA-3 | GWA-3 |
|---|---|---|
| 5/25/2016 | 6.48 | |
| 7/27/2016 | 6.43219 | |
| 8/1/2017 | 6.35 | |
| 10/3/2017 | 6.8 | |
| 1/24/2018 | 6.77 | |
| 6/20/2018 | 6.28 | |
| 1/17/2019 | 6.06 | |
| 1/18/2019 | 6.06 | |
| 6/24/2019 | 5.68 | |
| 6/25/2019 | 5.58 | |
| 9/11/2019 | 5.49 | |
| 3/10/2020 | 5.53 | |
| 9/9/2020 | 5.34 | |
| 3/15/2021 | 5.28 | |
| 8/18/2021 | 5.32 | |
| 3/1/2022 | 5.7 | |
| 8/9/2022 | 5.45 | |
| 2/14/2023 | 5.53 | |
| 8/8/2023 | 5.56 | |
| 7/31/2024 | 6.07 | |
| 8/13/2025 | 6.01 | |
| 1/20/2026 | | 6.08 |

# Prediction Limit

Constituent: pH, Field (SU) Analysis Run 3/23/2026 2:08 PM View: Appendix III - Intrawell

Plant Wansley Client: Southern Company Data: Wansley Landfill

| | GWA-4 | GWA-4 |
|---|---|---|
| 5/19/2016 | 6.45 | |
| 7/21/2016 | 6.449699 | |
| 9/14/2016 | 6.339431 | |
| 11/10/2016 | 6.19 | |
| 1/17/2017 | 6.18 | |
| 3/16/2017 | 6.1 | |
| 4/27/2017 | 6.51 | |
| 4/28/2017 | 6.51 | |
| 8/2/2017 | 6.23 | |
| 10/3/2017 | 6.06 | |
| 1/22/2018 | 6.3 | |
| 6/19/2018 | 6.2 | |
| 9/25/2018 | 6.21 | |
| 1/17/2019 | 6.29 | |
| 6/24/2019 | 6.12 | |
| 9/10/2019 | 6.18 | |
| 3/10/2020 | 6.24 | |
| 9/9/2020 | 6.19 | |
| 3/15/2021 | 6 | |
| 8/18/2021 | 6.22 | |
| 3/1/2022 | 6.29 | |
| 8/9/2022 | 6.3 | |
| 2/14/2023 | 6.2 | |
| 8/9/2023 | 6.41 | |
| 2/14/2024 | 6.38 | |
| 7/29/2024 | 6.04 | |
| 2/10/2025 | 6.34 | |
| 8/12/2025 | 6.29 | |
| 1/20/2026 | | 6 |

# Prediction Limit

Constituent: pH, Field (SU) Analysis Run 3/23/2026 2:08 PM View: Appendix III - Intrawell

Plant Wansley Client: Southern Company Data: Wansley Landfill

| | GWA-28 | GWA-28 |
|---|---|---|
| 1/22/2016 | 6.27 | |
| 3/22/2016 | 6.72 | |
| 5/23/2016 | 6.29 | |
| 7/25/2016 | 6.178217 | |
| 9/16/2016 | 6.087127 | |
| 11/9/2016 | 6 | |
| 1/17/2017 | 6.09 | |
| 3/16/2017 | 5.98 | |
| 4/27/2017 | 5.96 | |
| 8/1/2017 | 6.01 | |
| 10/3/2017 | 6.13 | |
| 1/19/2018 | 6.15 | |
| 6/19/2018 | 5.96 | |
| 9/25/2018 | 5.94 | |
| 1/21/2019 | 5.92 | |
| 6/25/2019 | 6.03 | |
| 9/10/2019 | 5.79 | |
| 3/10/2020 | 6.05 | |
| 9/9/2020 | 5.9 | |
| 3/15/2021 | 6.09 | |
| 8/16/2021 | 6.21 | |
| 3/1/2022 | 5.96 | |
| 8/9/2022 | 6.08 | |
| 2/14/2023 | 6.12 | |
| 8/9/2023 | 6.16 | |
| 2/14/2024 | 6.29 | |
| 7/29/2024 | 5.88 | |
| 2/10/2025 | 6.06 | |
| 8/12/2025 | 6.21 | |
| 1/20/2026 | | 5.76 |

# Prediction Limit

Constituent: pH, Field (SU) Analysis Run 3/23/2026 2:08 PM View: Appendix III - Intrawell

Plant Wansley Client: Southern Company Data: Wansley Landfill

| | GWA-29 | GWA-29 |
|---|---|---|
| 1/19/2016 | 5.92 | |
| 3/22/2016 | 5.92 | |
| 5/19/2016 | 5.95 | |
| 7/21/2016 | 6.049508 | |
| 9/15/2016 | 6.180374 | |
| 3/15/2017 | 5.86 | |
| 4/27/2017 | 5.85 | |
| 8/1/2017 | 5.86 | |
| 10/3/2017 | 6.01 | |
| 1/19/2018 | 5.83 | |
| 6/19/2018 | 5.77 | |
| 9/25/2018 | 5.92 | |
| 1/18/2019 | 5.86 | |
| 6/25/2019 | 5.96 | |
| 9/10/2019 | 5.94 | |
| 3/10/2020 | 5.75 | |
| 9/9/2020 | 5.63 | |
| 3/15/2021 | 5.51 | |
| 8/18/2021 | 5.79 | |
| 3/2/2022 | 5.87 | |
| 8/9/2022 | 5.9 | |
| 2/13/2023 | 5.64 | |
| 8/8/2023 | 5.94 | |
| 2/14/2024 | 5.86 | |
| 7/30/2024 | 5.55 | |
| 2/11/2025 | 5.85 | |
| 8/12/2025 | 5.84 | |
| 1/20/2026 | | 5.74 |

# Prediction Limit

Constituent: pH, Field (SU) Analysis Run 3/23/2026 2:08 PM View: Appendix III - Intrawell

Plant Wansley Client: Southern Company Data: Wansley Landfill

| | GWC-5 | GWC-5 |
|---|---|---|
| 1/20/2016 | 6.15 | |
| 3/28/2016 | 7.05 | |
| 5/23/2016 | 6.47 | |
| 7/21/2016 | 6.424029 | |
| 9/15/2016 | 6.26111 | |
| 11/15/2016 | 6.29 | |
| 1/26/2017 | 6.29 | |
| 5/2/2017 | 6.98 | |
| 8/3/2017 | 6.18 | |
| 10/3/2017 | 6.2 | |
| 1/23/2018 | 6.44 | |
| 6/25/2018 | 6.42 | |
| 10/3/2018 | 6.33 | |
| 1/30/2019 | 6.94 | |
| 6/26/2019 | 6.42 | |
| 9/12/2019 | 6.34 | |
| 3/16/2020 | 6.35 | |
| 9/9/2020 | 6.4 | |
| 3/17/2021 | 6.62 | |
| 8/19/2021 | 6.42 | |
| 3/2/2022 | 6.31 | |
| 8/11/2022 | 6.31 | |
| 2/20/2023 | 6.28 | |
| 8/14/2023 | 6.28 | |
| 2/14/2024 | 6.31 | |
| 7/31/2024 | 6.23 | |
| 2/14/2025 | 6.21 | |
| 8/18/2025 | 6.37 | |
| 1/21/2026 | | 6.36 |

# Prediction Limit

Constituent: pH, Field (SU) Analysis Run 3/23/2026 2:08 PM View: Appendix III - Intrawell

Plant Wansley Client: Southern Company Data: Wansley Landfill

| | GWC-6 | GWC-6 |
|---|---|---|
| 1/20/2016 | 5.97 | |
| 3/28/2016 | 6.5 | |
| 5/24/2016 | 6 | |
| 7/21/2016 | 6.08222 | |
| 9/15/2016 | 6.011749 | |
| 11/16/2016 | 5.99 | |
| 1/26/2017 | 6.12 | |
| 5/2/2017 | 5.86 | |
| 8/3/2017 | 5.92 | |
| 10/3/2017 | 5.9 | |
| 1/23/2018 | 6.08 | |
| 6/25/2018 | 5.86 | |
| 9/25/2018 | 5.87 | |
| 1/30/2019 | 5.99 | |
| 6/26/2019 | 5.82 | |
| 9/12/2019 | 6 | |
| 3/16/2020 | 5.86 | |
| 9/11/2020 | 5.71 | |
| 3/17/2021 | 6.1 | |
| 8/18/2021 | 5.9 | |
| 3/2/2022 | 5.89 | |
| 8/11/2022 | 5.97 | |
| 2/20/2023 | 5.94 | |
| 8/14/2023 | 5.93 | |
| 2/14/2024 | 5.96 | |
| 8/1/2024 | 5.83 | |
| 2/18/2025 | 5.76 | |
| 8/15/2025 | 5.94 | |
| 1/20/2026 | | 5.71 |

# Prediction Limit

Constituent: pH, Field (SU) Analysis Run 3/23/2026 2:08 PM View: Appendix III - Intrawell

Plant Wansley Client: Southern Company Data: Wansley Landfill

| | GWC-7 | GWC-7 |
|---|---|---|
| 1/20/2016 | 6.23 | |
| 3/29/2016 | 6.42 | |
| 5/24/2016 | 6.38 | |
| 7/22/2016 | 6.438562 | |
| 9/15/2016 | 6.380158 | |
| 11/16/2016 | 6.35 | |
| 1/26/2017 | 6.45 | |
| 5/2/2017 | 6.32 | |
| 8/4/2017 | 6.35 | |
| 10/3/2017 | 6.34 | |
| 1/23/2018 | 6.55 | |
| 6/25/2018 | 6.26 | |
| 10/2/2018 | 6.31 | |
| 1/21/2019 | 6.33 | |
| 6/25/2019 | 6.23 | |
| 9/10/2019 | 6.3 | |
| 3/12/2020 | 6.45 | |
| 9/14/2020 | 6.14 | |
| 3/16/2021 | 6.5 | |
| 8/19/2021 | 6.38 | |
| 3/2/2022 | 6.4 | |
| 8/11/2022 | 6.44 | |
| 2/21/2023 | 6.5 | |
| 8/9/2023 | 6.43 | |
| 2/21/2024 | 6.46 | |
| 8/1/2024 | 6.59 | |
| 2/13/2025 | 6.45 | |
| 8/18/2025 | 6.49 | |
| 1/22/2026 | | 6.36 |

# Prediction Limit

Constituent: pH, Field (SU) Analysis Run 3/23/2026 2:08 PM View: Appendix III - Intrawell

Plant Wansley Client: Southern Company Data: Wansley Landfill

| | GWC-8 | GWC-8 |
|---|---|---|
| 1/26/2016 | 5.99 | |
| 3/29/2016 | 6.45 | |
| 5/24/2016 | 6.17 | |
| 7/26/2016 | 6.291124 | |
| 9/19/2016 | 6.046436 | |
| 11/16/2016 | 5.96 | |
| 1/26/2017 | 6.14 | |
| 3/23/2017 | 5.95 | |
| 5/2/2017 | 6.11 | |
| 8/7/2017 | 6.02 | |
| 10/5/2017 | 5.76 | |
| 1/24/2018 | 5.91 | |
| 6/21/2018 | 5.9 | |
| 9/26/2018 | 5.9 | |
| 1/22/2019 | 5.95 | |
| 6/25/2019 | 5.85 | |
| 9/10/2019 | 5.9 | |
| 1/13/2020 | 5.89 | |
| 3/12/2020 | 5.86 | |
| 9/14/2020 | 5.64 | |
| 3/16/2021 | 5.99 | |
| 8/20/2021 | 5.91 | |
| 3/2/2022 | 5.89 | |
| 8/11/2022 | 5.9 | |
| 2/15/2023 | 6.03 | |
| 8/9/2023 | 5.88 | |
| 2/21/2024 | 5.86 | |
| 7/30/2024 | 5.78 | |
| 2/13/2025 | 5.86 | |
| 8/13/2025 | 5.86 | |
| 1/22/2026 | | 5.87 |

# Prediction Limit

Constituent: pH, Field (SU) Analysis Run 3/23/2026 2:08 PM View: Appendix III - Intrawell

Plant Wansley Client: Southern Company Data: Wansley Landfill

| | GWC-9 | GWC-9 |
|---|---|---|
| 3/29/2016 | 5.86 | |
| 5/24/2016 | 5.81 | |
| 7/25/2016 | 5.876175 | |
| 9/19/2016 | 5.720024 | |
| 11/16/2016 | 5.77 | |
| 1/31/2017 | 5.75 | |
| 3/23/2017 | 5.97 | |
| 5/2/2017 | 6.11 | |
| 8/7/2017 | 5.78 | |
| 10/3/2017 | 5.84 | |
| 1/24/2018 | 5.98 | |
| 6/21/2018 | 5.68 | |
| 9/26/2018 | 5.71 | |
| 1/22/2019 | 5.8 | |
| 6/25/2019 | 5.71 | |
| 9/16/2019 | 5.69 | |
| 3/16/2020 | 5.8 | |
| 9/11/2020 | 5.4 | |
| 3/16/2021 | 5.78 | |
| 8/25/2021 | 5.55 | |
| 3/9/2022 | 5.53 | |
| 8/16/2022 | 5.53 | |
| 10/12/2022 | 5.51 | |
| 2/15/2023 | 5.56 | |
| 8/9/2023 | 5.55 | |
| 9/27/2023 | 5.71 | |
| 2/19/2024 | 5.4 | |
| 7/31/2024 | 5.22 | |
| 9/30/2024 | 5.43 | |
| 2/18/2025 | 5.26 | |
| 8/13/2025 | 5.54 | |
| 1/22/2026 | | 5.5 |

# Prediction Limit

Constituent: pH, Field (SU) Analysis Run 3/23/2026 2:08 PM View: Appendix III - Intrawell

Plant Wansley Client: Southern Company Data: Wansley Landfill

| | GWC-10 | GWC-10 |
|---|---|---|
| 1/25/2016 | 6.27 | |
| 5/25/2016 | 6.44 | |
| 7/27/2016 | 6.364588 | |
| 9/16/2016 | 6.202937 | |
| 11/17/2016 | 5.95 | |
| 1/31/2017 | 6.47 | |
| 5/2/2017 | 6.69 | |
| 8/8/2017 | 6.67 | |
| 1/24/2018 | 6.47 | |
| 6/21/2018 | 5.76 | |
| 9/27/2018 | 5.5 | |
| 1/31/2019 | 5.75 | |
| 6/26/2019 | 5.78 | |
| 9/17/2019 | 5.55 | |
| 3/17/2020 | 5.96 | |
| 9/10/2020 | 5.3 | |
| 12/2/2020 | 5.72 | |
| 3/18/2021 | 6.13 | |
| 8/20/2021 | 5.68 | |
| 3/8/2022 | 5.9 | |
| 8/16/2022 | 6.16 | |
| 2/15/2023 | 5.76 | |
| 8/10/2023 | 5.78 | |
| 2/20/2024 | 5.97 | |
| 7/31/2024 | 5.94 | |
| 2/19/2025 | 5.68 | |
| 8/19/2025 | 5.28 | |
| 1/21/2026 | | 5.33 |

# Prediction Limit

Constituent: pH, Field (SU) Analysis Run 3/23/2026 2:08 PM View: Appendix III - Intrawell

Plant Wansley Client: Southern Company Data: Wansley Landfill

| | GWC-11 | GWC-11 |
|---|---|---|
| 1/26/2016 | 6.11 | |
| 3/29/2016 | 6.59 | |
| 5/25/2016 | 6.31 | |
| 7/25/2016 | 6.287783 | |
| 9/19/2016 | 6.191975 | |
| 11/16/2016 | 6.04 | |
| 1/31/2017 | 5.94 | |
| 3/23/2017 | 6.06 | |
| 5/2/2017 | 5.95 | |
| 8/7/2017 | 6.11 | |
| 10/4/2017 | 6.02 | |
| 10/13/2017 | 6.24 | |
| 1/24/2018 | 6.17 | |
| 6/20/2018 | 5.92 | |
| 9/27/2018 | 5.97 | |
| 1/24/2019 | 6.25 | |
| 6/26/2019 | 5.97 | |
| 9/16/2019 | 6.07 | |
| 3/16/2020 | 5.92 | |
| 9/10/2020 | 5.82 | |
| 3/17/2021 | 6.23 | |
| 8/23/2021 | 6.02 | |
| 3/7/2022 | 6.1 | |
| 8/15/2022 | 6.04 | |
| 2/21/2023 | 5.96 | |
| 8/14/2023 | 5.98 | |
| 2/14/2024 | 6.46 | |
| 8/6/2024 | 5.93 | |
| 2/18/2025 | 6.05 | |
| 4/16/2025 | 6.21 (R) | |
| 8/18/2025 | 6.11 | |
| 10/15/2025 | 5.99 | |
| 1/21/2026 | | 6.09 |

# Prediction Limit

Constituent: pH, Field (SU) Analysis Run 3/23/2026 2:08 PM View: Appendix III - Intrawell

Plant Wansley Client: Southern Company Data: Wansley Landfill

| | GWC-12 | GWC-12 |
|---|---|---|
| 1/26/2016 | 7.37 | |
| 3/29/2016 | 7.53 | |
| 5/25/2016 | 7.44 | |
| 7/22/2016 | 7.57 | |
| 9/15/2016 | 7.450908 | |
| 11/16/2016 | 6.99 | |
| 1/31/2017 | 7.37 | |
| 3/23/2017 | 7.41 | |
| 5/3/2017 | 7.32 | |
| 8/7/2017 | 7.25 | |
| 10/4/2017 | 7.58 | |
| 1/24/2018 | 7.02 | |
| 6/26/2018 | 7.43 | |
| 9/28/2018 | 7.3 | |
| 1/25/2019 | 7.49 | |
| 6/26/2019 | 7.28 | |
| 9/11/2019 | 7.47 | |
| 3/18/2020 | 7.55 | |
| 9/10/2020 | 7.15 | |
| 3/16/2021 | 7.62 | |
| 8/19/2021 | 7.26 | |
| 3/7/2022 | 7.32 | |
| 5/3/2022 | 7.34 | |
| 8/16/2022 | 7.39 | |
| 11/29/2022 | 7.34 | |
| 2/15/2023 | 6.98 | |
| 8/14/2023 | 7.2 | |
| 2/20/2024 | 7.46 | |
| 8/6/2024 | 7.45 | |
| 2/17/2025 | 7.28 | |
| 8/18/2025 | 7.43 | |
| 1/21/2026 | | 7.27 |

# Prediction Limit

Constituent: pH, Field (SU) Analysis Run 3/23/2026 2:08 PM View: Appendix III - Intrawell

Plant Wansley Client: Southern Company Data: Wansley Landfill

| | GWC-13 | GWC-13 |
|---|---|---|
| 1/27/2016 | 6.52 | |
| 3/29/2016 | 7.49 | |
| 5/25/2016 | 6.76 | |
| 7/26/2016 | 6.859244 | |
| 9/15/2016 | 6.735831 | |
| 11/17/2016 | 6.63 | |
| 1/31/2017 | 6.76 | |
| 3/23/2017 | 6.85 | |
| 5/3/2017 | 6.57 | |
| 8/4/2017 | 6.77 | |
| 10/5/2017 | 6.81 | |
| 1/25/2018 | 6.63 | |
| 6/20/2018 | 6.66 | |
| 10/2/2018 | 6.91 | |
| 1/22/2019 | 6.61 | |
| 6/25/2019 | 6.54 | |
| 9/12/2019 | 6.73 | |
| 3/12/2020 | 6.68 | |
| 9/10/2020 | 6.69 | |
| 3/17/2021 | 7.19 | |
| 8/23/2021 | 6.52 | |
| 3/8/2022 | 6.93 | |
| 8/15/2022 | 7.03 | |
| 2/21/2023 | 6.62 | |
| 8/16/2023 | 6.61 | |
| 2/19/2024 | 7.14 | |
| 3/27/2024 | 7 | |
| 8/5/2024 | 6.55 | |
| 2/18/2025 | 6.54 | |
| 8/19/2025 | 6.69 | |
| 1/21/2026 | | 6.53 |

# Prediction Limit

Constituent: pH, Field (SU) Analysis Run 3/23/2026 2:08 PM View: Appendix III - Intrawell

Plant Wansley Client: Southern Company Data: Wansley Landfill

| | GWC-14 | GWC-14 |
|---|---|---|
| 1/27/2016 | 5.88 | |
| 3/30/2016 | 6.01 | |
| 5/25/2016 | 5.52 | |
| 7/26/2016 | 6.066915 | |
| 9/15/2016 | 5.1 | |
| 11/17/2016 | 5.05 | |
| 2/1/2017 | 5.5 | |
| 3/23/2017 | 5.41 | |
| 5/3/2017 | 5.71 | |
| 8/7/2017 | 5.03 | |
| 10/4/2017 | 5.11 | |
| 1/25/2018 | 5.64 | |
| 6/20/2018 | 5.05 | |
| 10/1/2018 | 5.59 | |
| 1/22/2019 | 5.72 | |
| 6/25/2019 | 5.49 | |
| 9/12/2019 | 4.92 | |
| 3/17/2020 | 5.63 | |
| 9/10/2020 | 5 | |
| 3/17/2021 | 5.31 | |
| 8/23/2021 | 5.48 | |
| 3/7/2022 | 5.5 | |
| 5/3/2022 | 5.27 | |
| 8/16/2022 | 5.04 | |
| 2/17/2023 | 5.73 | |
| 8/14/2023 | 5.97 | |
| 2/19/2024 | 5.66 | |
| 8/6/2024 | 5.24 | |
| 2/17/2025 | 5.94 | |
| 8/19/2025 | 5.35 | |
| 1/20/2026 | | 5.33 |

# Prediction Limit

Constituent: pH, Field (SU) Analysis Run 3/23/2026 2:08 PM View: Appendix III - Intrawell

Plant Wansley Client: Southern Company Data: Wansley Landfill

| | GWC-15 | GWC-15 |
|---|---|---|
| 1/27/2016 | 6.67 | |
| 3/30/2016 | 6.7 | |
| 5/25/2016 | 6.52 | |
| 7/26/2016 | 6.719922 | |
| 9/20/2016 | 6.519229 | |
| 11/17/2016 | 6.54 | |
| 2/1/2017 | 6.56 | |
| 5/3/2017 | 6.5 | |
| 8/4/2017 | 6.55 | |
| 10/4/2017 | 6.67 | |
| 1/25/2018 | 6.45 | |
| 6/20/2018 | 7.24 | |
| 10/1/2018 | 6.5 | |
| 1/22/2019 | 6.48 | |
| 6/25/2019 | 6.43 | |
| 9/17/2019 | 6.54 | |
| 3/16/2020 | 6.58 | |
| 5/4/2020 | 6.9 | |
| 9/10/2020 | 6.31 | |
| 3/18/2021 | 6.92 | |
| 8/24/2021 | 6.43 | |
| 3/7/2022 | 6.5 | |
| 5/4/2022 | 6.51 | |
| 6/7/2022 | 6.44 | |
| 8/16/2022 | 6.54 | |
| 2/21/2023 | 7.22 | |
| 8/14/2023 | 6.7 | |
| 2/21/2024 | 6.62 | |
| 8/6/2024 | 6.49 | |
| 2/18/2025 | 6.45 | |
| 8/18/2025 | 6.66 | |
| 1/21/2026 | | 6.37 |

# Prediction Limit

Constituent: pH, Field (SU) Analysis Run 3/23/2026 2:08 PM View: Appendix III - Intrawell

Plant Wansley Client: Southern Company Data: Wansley Landfill

| | GWC-16 | GWC-16 |
|---|---|---|
| 1/27/2016 | 6.03 | |
| 5/25/2016 | 6.22 | |
| 7/27/2016 | 6.30178 | |
| 9/16/2016 | 6.096227 | |
| 11/17/2016 | 5.9 | |
| 2/1/2017 | 6.14 | |
| 3/24/2017 | 5.99 | |
| 5/3/2017 | 6.06 | |
| 8/7/2017 | 6.12 | |
| 10/5/2017 | 6.19 | |
| 1/25/2018 | 6.1 | |
| 6/20/2018 | 6.08 | |
| 10/1/2018 | 6.12 | |
| 1/25/2019 | 6.05 | |
| 6/25/2019 | 6.08 | |
| 9/11/2019 | 6.22 | |
| 3/17/2020 | 6.35 | |
| 9/11/2020 | 5.85 | |
| 3/17/2021 | 6.16 | |
| 8/20/2021 | 5.98 | |
| 3/8/2022 | 6.03 | |
| 8/16/2022 | 6.13 | |
| 2/20/2023 | 6.08 | |
| 8/14/2023 | 6.09 | |
| 2/21/2024 | 6.12 | |
| 8/5/2024 | 5.88 | |
| 2/11/2025 | 6.15 | |
| 8/15/2025 | 6.14 | |
| 1/21/2026 | | 5.9 |

# Prediction Limit

Constituent: pH, Field (SU) Analysis Run 3/23/2026 2:08 PM View: Appendix III - Intrawell

Plant Wansley Client: Southern Company Data: Wansley Landfill

| | GWC-17 | GWC-17 |
|---|---|---|
| 1/27/2016 | 6.27 | |
| 3/30/2016 | 6.22 | |
| 5/25/2016 | 6.24 | |
| 7/27/2016 | 6.321385 | |
| 9/19/2016 | 6.272624 | |
| 11/17/2016 | 6.11 | |
| 2/1/2017 | 6.18 | |
| 3/24/2017 | 6.34 | |
| 5/3/2017 | 6.09 | |
| 8/7/2017 | 6.16 | |
| 10/4/2017 | 6.18 | |
| 1/25/2018 | 6.2 | |
| 6/26/2018 | 6.1 | |
| 10/2/2018 | 6.16 | |
| 1/24/2019 | 6.31 | |
| 6/25/2019 | 6.12 | |
| 9/11/2019 | 6.39 | |
| 3/17/2020 | 6.09 | |
| 9/14/2020 | 6.37 | |
| 3/16/2021 | 6.22 | |
| 8/20/2021 | 6.05 | |
| 3/8/2022 | 6.06 | |
| 5/4/2022 | 6.08 | |
| 8/11/2022 | 5.95 | |
| 2/20/2023 | 6.06 | |
| 8/10/2023 | 6.13 | |
| 2/20/2024 | 6.01 | |
| 8/7/2024 | 6.1 | |
| 2/13/2025 | 6 | |
| 8/13/2025 | 6.06 | |
| 1/21/2026 | | 5.99 |

# Prediction Limit

Constituent: pH, Field (SU) Analysis Run 3/23/2026 2:08 PM View: Appendix III - Intrawell

Plant Wansley Client: Southern Company Data: Wansley Landfill

| | GWC-18 | GWC-18 |
|---|---|---|
| 3/30/2016 | 6.03 | |
| 5/26/2016 | 6.03 | |
| 7/25/2016 | 6.066342 | |
| 9/19/2016 | 6.040669 | |
| 2/1/2017 | 5.98 | |
| 3/24/2017 | 5.85 | |
| 5/3/2017 | 5.92 | |
| 8/7/2017 | 5.98 | |
| 10/5/2017 | 5.87 | |
| 1/25/2018 | 6.03 | |
| 6/21/2018 | 5.87 | |
| 9/28/2018 | 5.77 | |
| 1/28/2019 | 6.03 | |
| 6/27/2019 | 5.78 | |
| 9/11/2019 | 6.02 | |
| 3/17/2020 | 5.88 | |
| 9/14/2020 | 5.77 | |
| 3/16/2021 | 6.02 | |
| 8/24/2021 | 5.9 | |
| 3/8/2022 | 6.01 | |
| 8/11/2022 | 5.76 | |
| 2/20/2023 | 5.87 | |
| 8/9/2023 | 5.99 | |
| 2/21/2024 | 5.82 | |
| 8/7/2024 | 5.71 | |
| 2/13/2025 | 5.89 | |
| 8/13/2025 | 5.82 | |
| 1/21/2026 | | 5.91 |

# Prediction Limit

Constituent: pH, Field (SU) Analysis Run 3/23/2026 2:08 PM View: Appendix III - Intrawell

Plant Wansley Client: Southern Company Data: Wansley Landfill

| | GWC-19 | GWC-19 |
|---|---|---|
| 1/27/2016 | 6.14 | |
| 3/30/2016 | 6.1 | |
| 5/26/2016 | 5.99 | |
| 7/25/2016 | 6.063209 | |
| 9/19/2016 | 6.059689 | |
| 11/17/2016 | 5.97 | |
| 3/24/2017 | 5.82 | |
| 5/3/2017 | 5.89 | |
| 8/7/2017 | 5.93 | |
| 10/5/2017 | 5.79 | |
| 1/25/2018 | 5.89 | |
| 6/21/2018 | 5.78 | |
| 9/27/2018 | 5.82 | |
| 1/28/2019 | 5.96 | |
| 6/26/2019 | 5.78 | |
| 9/12/2019 | 5.92 | |
| 3/18/2020 | 5.71 | |
| 9/15/2020 | 5.72 | |
| 3/17/2021 | 5.95 | |
| 8/24/2021 | 5.78 | |
| 3/8/2022 | 5.81 | |
| 5/4/2022 | 5.72 | |
| 8/11/2022 | 5.7 | |
| 2/21/2023 | 5.73 | |
| 8/9/2023 | 5.87 | |
| 2/21/2024 | 5.77 | |
| 8/6/2024 | 5.64 | |
| 2/14/2025 | 5.79 | |
| 8/13/2025 | 5.81 | |
| 1/21/2026 | | 5.96 |

# Prediction Limit

Constituent: pH, Field (SU) Analysis Run 3/23/2026 2:08 PM View: Appendix III - Intrawell

Plant Wansley Client: Southern Company Data: Wansley Landfill

| | GWC-20 | GWC-20 |
|---|---|---|
| 1/27/2016 | 6.08 | |
| 3/30/2016 | 6.27 | |
| 5/26/2016 | 6.23 | |
| 7/25/2016 | 6.3145 | |
| 9/20/2016 | 6.379374 | |
| 2/2/2017 | 6.17 | |
| 3/28/2017 | 6.01 | |
| 5/4/2017 | 6.38 | |
| 8/7/2017 | 6.19 | |
| 10/6/2017 | 6.2 | |
| 1/26/2018 | 6.16 | |
| 6/21/2018 | 6.65 | |
| 9/27/2018 | 6.29 | |
| 1/28/2019 | 6.31 | |
| 6/25/2019 | 6.15 | |
| 9/11/2019 | 6.27 | |
| 3/18/2020 | 6.16 | |
| 9/15/2020 | 6.28 | |
| 3/16/2021 | 6.33 | |
| 8/24/2021 | 6.17 | |
| 3/7/2022 | 6.13 | |
| 8/16/2022 | 6.73 | |
| 2/22/2023 | 6.91 | |
| 8/9/2023 | 6.47 | |
| 2/20/2024 | 6.87 | |
| 8/2/2024 | 6.15 | |
| 2/14/2025 | 6.1 | |
| 8/12/2025 | 6.49 | |
| 1/21/2026 | | 6.37 |

# Prediction Limit

Constituent: pH, Field (SU) Analysis Run 3/23/2026 2:08 PM View: Appendix III - Intrawell

Plant Wansley Client: Southern Company Data: Wansley Landfill

| | GWC-21 | GWC-21 |
|---|---|---|
| 1/26/2016 | 5.39 | |
| 3/30/2016 | 5.88 | |
| 5/26/2016 | 5.55 | |
| 7/26/2016 | 5.64011 | |
| 9/20/2016 | 5.721614 | |
| 11/17/2016 | 5.56 | |
| 3/28/2017 | 5.36 | |
| 5/4/2017 | 5.55 | |
| 8/7/2017 | 5.61 | |
| 10/6/2017 | 5.47 | |
| 1/26/2018 | 5.65 | |
| 6/20/2018 | 5.48 | |
| 9/27/2018 | 5.38 | |
| 1/24/2019 | 6.01 | |
| 6/25/2019 | 5.35 | |
| 9/11/2019 | 5.71 | |
| 3/18/2020 | 5.45 | |
| 9/15/2020 | 5.3 | |
| 3/16/2021 | 5.47 | |
| 8/19/2021 | 5.54 | |
| 3/7/2022 | 5.37 | |
| 8/16/2022 | 5.54 | |
| 2/21/2023 | 5.37 | |
| 8/9/2023 | 5.62 | |
| 2/19/2024 | 5.51 | |
| 7/30/2024 | 5.28 | |
| 2/11/2025 | 5.79 | |
| 8/12/2025 | 5.68 | |
| 1/20/2026 | | 5.82 |

# Prediction Limit

Constituent: pH, Field (SU) Analysis Run 3/23/2026 2:08 PM View: Appendix III - Intrawell

Plant Wansley Client: Southern Company Data: Wansley Landfill

| | GWC-22 | GWC-22 |
|---|---|---|
| 1/26/2016 | 6.46 | |
| 3/31/2016 | 6.53 | |
| 5/26/2016 | 6.69 | |
| 7/26/2016 | 6.620398 | |
| 9/20/2016 | 6.475767 | |
| 11/17/2016 | 6.52 | |
| 3/28/2017 | 6.87 | |
| 5/3/2017 | 6.59 | |
| 8/8/2017 | 6.59 | |
| 10/5/2017 | 6.4 | |
| 1/25/2018 | 6.49 | |
| 6/20/2018 | 6.42 | |
| 10/1/2018 | 6.7 | |
| 1/24/2019 | 6.69 | |
| 6/25/2019 | 6.59 | |
| 9/10/2019 | 6.44 | |
| 3/18/2020 | 6.85 | |
| 9/10/2020 | 6.86 | |
| 3/15/2021 | 6.78 | |
| 8/19/2021 | 6.58 | |
| 3/8/2022 | 6.41 | |
| 5/4/2022 | 6.41 | |
| 8/17/2022 | 6.61 | |
| 2/14/2023 | 6.56 | |
| 8/14/2023 | 6.79 | |
| 2/14/2024 | 6.94 | |
| 8/6/2024 | 6.52 | |
| 2/11/2025 | 6.54 | |
| 8/12/2025 | 6.54 | |
| 1/20/2026 | | 6.94 |

# Prediction Limit

Constituent: pH, Field (SU) Analysis Run 3/23/2026 2:08 PM View: Appendix III - Intrawell

Plant Wansley Client: Southern Company Data: Wansley Landfill

| | GWC-23 | GWC-23 |
|---|---|---|
| 1/21/2016 | 6.24 | |
| 3/29/2016 | 4.87 (O) | |
| 5/25/2016 | 6.11 | |
| 7/27/2016 | 6.04 | |
| 9/20/2016 | 5.887537 | |
| 11/18/2016 | 6.32 | |
| 2/3/2017 | 5.91 | |
| 3/28/2017 | 5.86 | |
| 5/4/2017 | 6.2 | |
| 8/8/2017 | 6.07 | |
| 10/5/2017 | 5.95 | |
| 1/25/2018 | 6.06 | |
| 6/20/2018 | 5.84 | |
| 10/1/2018 | 5.96 | |
| 1/25/2019 | 5.97 | |
| 6/26/2019 | 5.86 | |
| 9/12/2019 | 5.93 | |
| 3/18/2020 | 6.06 | |
| 9/10/2020 | 5.8 | |
| 3/18/2021 | 6.01 | |
| 8/23/2021 | 5.9 | |
| 3/9/2022 | 5.5 | |
| 8/16/2022 | 5.86 | |
| 2/21/2023 | 5.88 | |
| 8/15/2023 | 5.93 | |
| 2/19/2024 | 5.96 | |
| 7/30/2024 | 5.62 | |
| 2/11/2025 | 5.91 | |
| 8/12/2025 | 5.72 | |
| 1/22/2026 | | 5.94 |

# Prediction Limit

Constituent: pH, Field (SU) Analysis Run 3/23/2026 2:08 PM View: Appendix III - Intrawell

Plant Wansley Client: Southern Company Data: Wansley Landfill

| | GWC-24 | GWC-24 |
|---|---|---|
| 1/20/2016 | 5.41 | |
| 5/25/2016 | 6.46 | |
| 7/27/2016 | 6.119047 | |
| 9/16/2016 | 6.310241 | |
| 11/18/2016 | 5.62 | |
| 2/6/2017 | 5.36 | |
| 3/28/2017 | 5.87 | |
| 5/3/2017 | 7.5 (O) | |
| 10/4/2017 | 5.54 | |
| 1/25/2018 | 5.74 | |
| 6/27/2018 | 5.51 | |
| 9/28/2018 | 5.28 | |
| 1/31/2019 | 5.28 | |
| 6/26/2019 | 5.59 | |
| 9/11/2019 | 5.21 | |
| 3/12/2020 | 5.33 | |
| 9/15/2020 | 4.97 | |
| 3/18/2021 | 5.16 | |
| 8/19/2021 | 5.1 | |
| 3/10/2022 | 5.14 | |
| 8/18/2022 | 5.08 | |
| 2/16/2023 | 5.08 | |
| 8/16/2023 | 5.14 | |
| 2/22/2024 | 5.39 | |
| 8/6/2024 | 5.3 | |
| 2/14/2025 | 5.16 | |
| 8/14/2025 | 5.2 | |
| 1/21/2026 | | 5.37 |

# Prediction Limit

Constituent: pH, Field (SU) Analysis Run 3/23/2026 2:08 PM View: Appendix III - Intrawell

Plant Wansley Client: Southern Company Data: Wansley Landfill

| | GWC-25 | GWC-25 |
|---|---|---|
| 1/20/2016 | 5.98 | |
| 3/28/2016 | 5.1 | |
| 5/25/2016 | 5.7 | |
| 7/27/2016 | 5.966094 | |
| 9/19/2016 | 6.031435 | |
| 11/15/2016 | 6.35 | |
| 1/20/2017 | 6.54 | |
| 1/23/2017 | 6.59 | |
| 3/23/2017 | 7.25 | |
| 3/24/2017 | 6.56 | |
| 8/3/2017 | 6.33 | |
| 10/5/2017 | 6.36 | |
| 1/24/2018 | 6.12 | |
| 6/27/2018 | 6.28 | |
| 9/26/2018 | 6.4 | |
| 1/24/2019 | 6 | |
| 6/25/2019 | 5.66 | |
| 9/11/2019 | 5.99 | |
| 1/14/2020 | 6.18 | |
| 3/12/2020 | 6.4 | |
| 9/14/2020 | 5.47 | |
| 3/17/2021 | 5.97 | |
| 8/19/2021 | 5.97 | |
| 3/8/2022 | 6.24 | |
| 8/10/2022 | 6 | |
| 2/21/2023 | 5.93 | |
| 8/15/2023 | 6.01 | |
| 2/21/2024 | 6.18 | |
| 8/1/2024 | 6.19 | |
| 2/14/2025 | 6.12 | |
| 8/13/2025 | 6.39 | |
| 1/21/2026 | | 6.17 |

# Prediction Limit

Constituent: pH, Field (SU) Analysis Run 3/23/2026 2:08 PM View: Appendix III - Intrawell

Plant Wansley Client: Southern Company Data: Wansley Landfill

| | GWC-26 | GWC-26 |
|---|---|---|
| 3/24/2016 | 5.64 | |
| 5/24/2016 | 5.78 | |
| 7/26/2016 | 6.038068 | |
| 9/20/2016 | 5.701864 | |
| 11/14/2016 | 5.64 | |
| 1/19/2017 | 5.7 | |
| 3/16/2017 | 5.58 | |
| 5/1/2017 | 5.78 | |
| 8/3/2017 | 5.61 | |
| 10/4/2017 | 5.75 | |
| 1/22/2018 | 6 | |
| 6/27/2018 | 5.59 | |
| 9/27/2018 | 5.68 | |
| 1/24/2019 | 5.78 | |
| 6/25/2019 | 5.63 | |
| 9/12/2019 | 5.63 | |
| 3/13/2020 | 5.52 | |
| 9/15/2020 | 5.63 | |
| 3/17/2021 | 5.61 | |
| 8/19/2021 | 5.69 | |
| 3/9/2022 | 5.69 | |
| 8/10/2022 | 5.6 | |
| 2/21/2023 | 5.58 | |
| 8/16/2023 | 5.53 | |
| 2/20/2024 | 5.53 | |
| 8/2/2024 | 5.61 | |
| 2/13/2025 | 5.7 | |
| 8/13/2025 | 5.66 | |
| 1/22/2026 | | 5.54 |

# Prediction Limit

Constituent: pH, Field (SU) Analysis Run 3/23/2026 2:08 PM View: Appendix III - Intrawell

Plant Wansley Client: Southern Company Data: Wansley Landfill

| | GWC-27 | GWC-27 |
|---|---|---|
| 1/22/2016 | 5.35 | |
| 3/23/2016 | 5.57 | |
| 5/24/2016 | 5.58 | |
| 7/26/2016 | 5.614371 | |
| 9/19/2016 | 5.506855 | |
| 11/11/2016 | 5.88 | |
| 1/20/2017 | 5.71 | |
| 3/16/2017 | 5.37 | |
| 4/28/2017 | 5.89 | |
| 8/3/2017 | 5.65 | |
| 10/3/2017 | 5.67 | |
| 1/19/2018 | 5.53 | |
| 6/27/2018 | 5.58 | |
| 9/27/2018 | 5.7 | |
| 1/24/2019 | 5.39 | |
| 6/26/2019 | 5.72 | |
| 9/12/2019 | 5.36 | |
| 3/12/2020 | 5.36 | |
| 9/9/2020 | 5.63 | |
| 3/18/2021 | 5.39 | |
| 8/23/2021 | 5.35 | |
| 3/8/2022 | 5.57 | |
| 8/10/2022 | 5.63 | |
| 2/20/2023 | 5.33 | |
| 8/15/2023 | 5.63 | |
| 2/20/2024 | 5.42 | |
| 7/30/2024 | 5.27 | |
| 2/11/2025 | 5.51 | |
| 8/13/2025 | 5.56 | |
| 1/21/2026 | | 5.33 |

# Prediction Limit

Constituent: pH, Field (SU) Analysis Run 3/23/2026 2:08 PM View: Appendix III - Intrawell

Plant Wansley Client: Southern Company Data: Wansley Landfill

| | GWC-30 | GWC-30 |
|---|---|---|
| 1/19/2016 | 5.9 | |
| 3/23/2016 | 6.78 | |
| 5/20/2016 | 6.05 | |
| 7/21/2016 | 6.188237 | |
| 9/20/2016 | 6.075727 | |
| 11/14/2016 | 5.93 | |
| 1/24/2017 | 6.03 | |
| 3/17/2017 | 5.94 | |
| 5/1/2017 | 6 | |
| 8/4/2017 | 6.01 | |
| 10/4/2017 | 6.58 | |
| 1/24/2018 | 6.29 | |
| 6/21/2018 | 5.95 | |
| 10/3/2018 | 6.38 | |
| 1/30/2019 | 6.08 | |
| 6/27/2019 | 6.08 | |
| 9/10/2019 | 6.63 | |
| 3/11/2020 | 6.04 | |
| 9/10/2020 | 6.59 | |
| 3/18/2021 | 5.77 | |
| 8/23/2021 | 5.96 | |
| 3/2/2022 | 6.07 | |
| 8/10/2022 | 5.97 | |
| 2/14/2023 | 5.91 | |
| 8/16/2023 | 5.96 | |
| 2/21/2024 | 5.96 | |
| 8/5/2024 | 6.02 | |
| 2/13/2025 | 6.12 | |
| 8/14/2025 | 6.14 | |
| 1/21/2026 | | 5.85 |

# Prediction Limit

Constituent: pH, Field (SU) Analysis Run 3/23/2026 2:08 PM View: Appendix III - Intrawell

Plant Wansley Client: Southern Company Data: Wansley Landfill

| | GWC-31 | GWC-31 |
|---|---|---|
| 1/25/2016 | 5.98 | |
| 5/25/2016 | 6.3 | |
| 7/27/2016 | 6.327805 | |
| 1/24/2017 | 5.93 | |
| 2/6/2017 | 6.04 | |
| 3/28/2017 | 6.06 | |
| 5/1/2017 | 6.24 | |
| 8/3/2017 | 5.98 | |
| 10/5/2017 | 5.97 | |
| 1/22/2018 | 5.99 | |
| 6/27/2018 | 5.99 | |
| 10/3/2018 | 6.2 | |
| 1/31/2019 | 6.03 | |
| 6/26/2019 | 6.18 | |
| 9/11/2019 | 6.34 | |
| 1/14/2020 | 6.04 | |
| 3/17/2020 | 6.15 | |
| 9/11/2020 | 6.01 | |
| 3/16/2021 | 5.89 | |
| 8/25/2021 | 6.01 | |
| 3/10/2022 | 6.02 | |
| 5/4/2022 | 6.19 | |
| 8/16/2022 | 6.19 | |
| 2/22/2023 | 6.03 | |
| 8/16/2023 | 6.27 | |
| 2/21/2024 | 6.72 | |
| 3/27/2024 | 5.97 | |
| 8/2/2024 | 6.13 | |
| 2/18/2025 | 6 | |
| 8/15/2025 | 6.13 | |
| 2/11/2026 | | 6.14 |

# Prediction Limit

Constituent: pH, Field (SU) Analysis Run 3/23/2026 2:08 PM View: Appendix III - Intrawell

Plant Wansley Client: Southern Company Data: Wansley Landfill

| | GWC-32 | GWC-32 |
|---|---|---|
| 1/25/2016 | 6.13 | |
| 3/23/2016 | 6.22 | |
| 5/23/2016 | 5.99 | |
| 7/22/2016 | 7.552699 (O) | |
| 9/16/2016 | 6.260319 | |
| 11/15/2016 | 6.22 | |
| 1/25/2017 | 6.17 | |
| 5/1/2017 | 6.18 | |
| 8/3/2017 | 6.32 | |
| 1/22/2018 | 6.19 | |
| 6/26/2018 | 5.97 | |
| 10/2/2018 | 6.06 | |
| 1/30/2019 | 6.12 | |
| 6/27/2019 | 6.11 | |
| 9/12/2019 | 6.08 | |
| 1/14/2020 | 6.11 | |
| 3/18/2020 | 6.13 | |
| 9/15/2020 | 5.88 | |
| 3/17/2021 | 6.14 | |
| 8/24/2021 | 6.12 | |
| 3/9/2022 | 6.11 | |
| 8/10/2022 | 5.94 | |
| 2/15/2023 | 5.98 | |
| 8/15/2023 | 6.05 | |
| 2/20/2024 | 6.25 | |
| 8/6/2024 | 6.1 | |
| 2/19/2025 | 6.03 | |
| 8/14/2025 | 6.1 | |
| 1/21/2026 | | 5.95 |

# Prediction Limit

Constituent: pH, Field (SU) Analysis Run 3/23/2026 2:08 PM View: Appendix III - Intrawell

Plant Wansley Client: Southern Company Data: Wansley Landfill

| | GWC-33 | GWC-33 |
|---|---|---|
| 1/25/2016 | 6.23 | |
| 3/23/2016 | 6.7 | |
| 5/24/2016 | 6.26 | |
| 7/22/2016 | 6.956045 | |
| 9/16/2016 | 6.411956 | |
| 11/16/2016 | 6.15 | |
| 1/25/2017 | 6.09 | |
| 3/22/2017 | 6.18 | |
| 5/1/2017 | 6.45 | |
| 8/3/2017 | 6.52 | |
| 1/22/2018 | 6.22 | |
| 6/26/2018 | 6.15 | |
| 10/2/2018 | 6.47 | |
| 1/30/2019 | 6.41 | |
| 6/26/2019 | 6.3 | |
| 9/12/2019 | 6.5 | |
| 3/12/2020 | 6.37 | |
| 9/16/2020 | 5.88 | |
| 3/18/2021 | 6.41 | |
| 8/24/2021 | 6.32 | |
| 3/9/2022 | 5.85 | |
| 5/4/2022 | 6.67 | |
| 8/15/2022 | 6.16 | |
| 2/20/2023 | 6.21 | |
| 8/15/2023 | 6.23 | |
| 2/20/2024 | 6.49 | |
| 7/31/2024 | 5.86 | |
| 2/19/2025 | 6.2 | |
| 8/19/2025 | 6.2 | |
| 1/22/2026 | | 6.25 |

# Prediction Limit

Constituent: pH, Field (SU) Analysis Run 3/23/2026 2:08 PM View: Appendix III - Intrawell

Plant Wansley Client: Southern Company Data: Wansley Landfill

| | GWC-34 | GWC-34 |
|---|---|---|
| 1/21/2016 | 5.51 | |
| 3/24/2016 | 6.66 (O) | |
| 5/23/2016 | 5.92 | |
| 7/21/2016 | 6.008569 | |
| 9/15/2016 | 5.982305 | |
| 11/15/2016 | 6.03 | |
| 1/25/2017 | 5.92 | |
| 3/22/2017 | 5.66 | |
| 5/1/2017 | 5.88 | |
| 8/3/2017 | 5.98 | |
| 10/3/2017 | 5.91 | |
| 1/23/2018 | 6.11 | |
| 6/20/2018 | 5.97 | |
| 10/2/2018 | 5.86 | |
| 1/28/2019 | 6.08 | |
| 6/26/2019 | 5.8 | |
| 9/11/2019 | 5.92 | |
| 3/11/2020 | 5.93 | |
| 9/11/2020 | 5.68 | |
| 3/16/2021 | 5.78 | |
| 8/24/2021 | 5.93 | |
| 3/2/2022 | 5.91 | |
| 8/10/2022 | 5.78 | |
| 2/20/2023 | 5.96 | |
| 8/16/2023 | 5.78 | |
| 2/22/2024 | 6.43 | |
| 8/5/2024 | 5.6 | |
| 2/13/2025 | 6 | |
| 8/14/2025 | 5.8 | |
| 1/22/2026 | | 5.93 |

# Prediction Limit

Constituent: pH, Field (SU) Analysis Run 3/23/2026 2:08 PM View: Appendix III - Intrawell

Plant Wansley Client: Southern Company Data: Wansley Landfill

| | GWC-35 | GWC-35 |
|---|---|---|
| 1/21/2016 | 5.19 | |
| 3/24/2016 | 6.32 (O) | |
| 5/25/2016 | 5.58 | |
| 7/21/2016 | 5.701591 | |
| 9/15/2016 | 5.629095 | |
| 11/15/2016 | 5.66 | |
| 1/26/2017 | 5.61 | |
| 3/22/2017 | 5.42 | |
| 5/2/2017 | 5.72 | |
| 8/3/2017 | 5.65 | |
| 10/3/2017 | 5.62 | |
| 1/23/2018 | 5.64 | |
| 6/19/2018 | 5.59 | |
| 10/1/2018 | 5.55 | |
| 1/21/2019 | 5.53 | |
| 6/26/2019 | 5.55 | |
| 9/12/2019 | 5.68 | |
| 3/11/2020 | 5.62 | |
| 9/11/2020 | 5.4 | |
| 3/16/2021 | 5.44 | |
| 8/18/2021 | 5.53 | |
| 3/2/2022 | 5.73 | |
| 8/15/2022 | 5.55 | |
| 2/20/2023 | 5.51 | |
| 8/16/2023 | 5.42 | |
| 2/22/2024 | 5.56 | |
| 8/5/2024 | 5.25 | |
| 9/30/2024 | 5.66 | |
| 2/18/2025 | 5.44 | |
| 8/14/2025 | 5.35 | |
| 1/22/2026 | | 5.46 |

# Prediction Limit

Constituent: Sulfate (mg/L) Analysis Run 3/23/2026 2:08 PM View: Appendix III - Intrawell

Plant Wansley Client: Southern Company Data: Wansley Landfill

| | GWA-1 | GWA-1 |
|---|---|---|
| 3/23/2016 | <1 | |
| 5/20/2016 | <1 | |
| 7/21/2016 | <1 | |
| 9/15/2016 | <1 | |
| 11/11/2016 | <1 | |
| 1/19/2017 | <1 | |
| 3/16/2017 | <1 | |
| 4/28/2017 | <1 | |
| 10/4/2017 | <1 | |
| 1/19/2018 | <1 | |
| 6/19/2018 | <1 | |
| 9/25/2018 | <1 | |
| 1/17/2019 | 0.5 (J) | |
| 6/24/2019 | <1 | |
| 9/9/2019 | <1 | |
| 3/10/2020 | 1.7 | |
| 9/9/2020 | <1 | |
| 3/15/2021 | <1 | |
| 8/16/2021 | <1 | |
| 2/28/2022 | <1 | |
| 8/9/2022 | <1 | |
| 2/14/2023 | <1 | |
| 8/9/2023 | <1 | |
| 2/13/2024 | <1 | |
| 7/30/2024 | <1 | |
| 2/11/2025 | 0.44 (J) | |
| 8/12/2025 | <1 | |
| 1/20/2026 | | <1 |

ND substitution: RL or RL/2 if <15% NDs.

# Prediction Limit

Constituent: Sulfate (mg/L) Analysis Run 3/23/2026 2:08 PM View: Appendix III - Intrawell

Plant Wansley Client: Southern Company Data: Wansley Landfill

| | GWA-2 | GWA-2 |
|---|---|---|
| 3/23/2016 | 1.001 | |
| 5/24/2016 | 0.576 (J) | |
| 7/26/2016 | 0.91 (J) | |
| 9/16/2016 | 0.87 (J) | |
| 11/10/2016 | 0.79 (J) | |
| 1/19/2017 | 0.87 (J) | |
| 3/17/2017 | 1.8 | |
| 4/28/2017 | 1.7 | |
| 10/3/2017 | 1.9 | |
| 1/19/2018 | 1.8 | |
| 6/19/2018 | 1 | |
| 9/25/2018 | 0.78 (J) | |
| 1/17/2019 | 2.5 | |
| 6/24/2019 | 0.91 (J) | |
| 9/10/2019 | 0.9 (J) | |
| 3/10/2020 | 2.5 | |
| 9/10/2020 | 1 | |
| 3/15/2021 | 1.5 | |
| 8/18/2021 | 0.9 (J) | |
| 3/1/2022 | 2 | |
| 8/9/2022 | 0.54 (J) | |
| 2/14/2023 | 2.5 | |
| 8/9/2023 | 1.2 | |
| 2/14/2024 | 6.7 | |
| 7/30/2024 | 2.5 | |
| 2/11/2025 | 15 | |
| 8/12/2025 | 3.5 | |
| 1/20/2026 | | 18 |

# Prediction Limit

Constituent: Sulfate (mg/L) Analysis Run 3/23/2026 2:08 PM View: Appendix III - Intrawell

Plant Wansley Client: Southern Company Data: Wansley Landfill

| | GWA-3 |
|---|---|
| 3/31/2016 | 202.982 (O) |
| 5/25/2016 | 95.7 |
| 7/27/2016 | 110 |
| 10/3/2017 | 150 |
| 6/20/2018 | 100 |
| 1/18/2019 | 34 |
| 6/25/2019 | <1 |
| 9/11/2019 | 43 |
| 3/10/2020 | 16 |
| 9/9/2020 | 29 |
| 3/15/2021 | 36 |
| 8/18/2021 | 51 |
| 3/1/2022 | 64 |
| 8/9/2022 | 48 |
| 2/14/2023 | 70 |
| 8/8/2023 | 36 |
| 7/31/2024 | 69 |
| 8/13/2025 | <1 |

ND substitution: RL or RL/2 if <15% NDs.

# Prediction Limit

Constituent: Sulfate (mg/L) Analysis Run 3/23/2026 2:08 PM View: Appendix III - Intrawell

Plant Wansley Client: Southern Company Data: Wansley Landfill

| | GWA-4 | GWA-4 |
|---|---|---|
| 3/23/2016 | 9.0208 | |
| 5/19/2016 | 10 | |
| 7/21/2016 | 10 | |
| 9/14/2016 | 9.7 | |
| 11/10/2016 | 8.1 | |
| 1/17/2017 | 15 | |
| 3/16/2017 | 9.1 | |
| 4/27/2017 | 9.6 | |
| 10/3/2017 | 9.8 | |
| 1/22/2018 | 10 | |
| 6/19/2018 | 10 | |
| 9/25/2018 | 9.7 | |
| 1/17/2019 | 9.4 | |
| 6/24/2019 | 10 | |
| 9/10/2019 | 11 | |
| 3/10/2020 | 12 | |
| 9/9/2020 | 9.4 | |
| 3/15/2021 | 7.7 | |
| 8/18/2021 | 9.7 | |
| 3/1/2022 | 9.6 | |
| 8/9/2022 | 10 | |
| 2/14/2023 | 9.3 | |
| 8/9/2023 | 10 | |
| 2/14/2024 | 8.2 | |
| 7/29/2024 | 8.6 | |
| 2/10/2025 | 11 | |
| 8/12/2025 | 8.1 | |
| 1/20/2026 | | 11 |

# Prediction Limit

Constituent: Sulfate (mg/L) Analysis Run 3/23/2026 2:08 PM View: Appendix III - Intrawell

Plant Wansley Client: Southern Company Data: Wansley Landfill

| | GWA-28 | GWA-28 |
|---|---|---|
| 3/22/2016 | 1.1423 | |
| 5/23/2016 | 1.44 | |
| 7/25/2016 | 1.1 | |
| 9/15/2016 | 0.99 (J) | |
| 11/9/2016 | 1.1 | |
| 1/17/2017 | 0.85 (J) | |
| 3/16/2017 | 1.2 | |
| 4/27/2017 | <1 | |
| 10/3/2017 | 1.4 | |
| 1/19/2018 | 1.1 | |
| 3/15/2018 | 0.74 (J) | |
| 6/19/2018 | 0.94 (J) | |
| 9/25/2018 | 1.3 | |
| 1/21/2019 | 1.6 | |
| 6/25/2019 | 2.2 | |
| 9/10/2019 | 1.3 | |
| 3/10/2020 | 3 | |
| 9/9/2020 | 1.4 | |
| 3/15/2021 | 0.95 (J) | |
| 8/16/2021 | 1.1 | |
| 3/1/2022 | 1 | |
| 8/9/2022 | 0.7 (J) | |
| 2/14/2023 | 1.2 | |
| 8/9/2023 | 1.2 | |
| 2/14/2024 | 0.61 (J) | |
| 7/29/2024 | 0.95 (J) | |
| 2/10/2025 | 1 | |
| 8/12/2025 | 1.1 | |
| 1/20/2026 | | 1 |

ND substitution: RL or RL/2 if <15% NDs.

# Prediction Limit

Constituent: Sulfate (mg/L) Analysis Run 3/23/2026 2:08 PM View: Appendix III - Intrawell

Plant Wansley Client: Southern Company Data: Wansley Landfill

| | GWA-29 | GWA-29 |
|---|---|---|
| 3/22/2016 | 8.4662 | |
| 5/19/2016 | 10 | |
| 7/21/2016 | 13 | |
| 1/17/2017 | 7.6 | |
| 3/15/2017 | 6.3 | |
| 4/27/2017 | 8 | |
| 7/18/2017 | 6 | |
| 8/1/2017 | 7.7 | |
| 10/3/2017 | 7 | |
| 1/19/2018 | 5.7 | |
| 3/15/2018 | 5.6 | |
| 6/19/2018 | 7 | |
| 9/25/2018 | 9.1 | |
| 1/18/2019 | 6.4 | |
| 6/25/2019 | 26 | |
| 9/10/2019 | 9.2 | |
| 3/10/2020 | 6 | |
| 9/9/2020 | 6.5 | |
| 3/15/2021 | 6.8 | |
| 8/18/2021 | 6.7 | |
| 3/2/2022 | 6 | |
| 8/9/2022 | 7.8 | |
| 2/13/2023 | 4.3 | |
| 8/8/2023 | 8.7 | |
| 2/14/2024 | 3.3 | |
| 7/30/2024 | 6.3 | |
| 2/11/2025 | 5.4 | |
| 8/12/2025 | 8 | |
| 1/20/2026 | | 4 |

# Prediction Limit

Constituent: Sulfate (mg/L) Analysis Run 3/23/2026 2:08 PM View: Appendix III - Intrawell

Plant Wansley Client: Southern Company Data: Wansley Landfill

| | GWC-5 | GWC-5 |
|---|---|---|
| 3/28/2016 | 19.9405 | |
| 5/23/2016 | 21 | |
| 7/21/2016 | 17 | |
| 9/15/2016 | 16 | |
| 11/15/2016 | 15 | |
| 1/26/2017 | 13 | |
| 3/22/2017 | 13 | |
| 5/2/2017 | 25 | |
| 10/3/2017 | 21 | |
| 1/23/2018 | 26 | |
| 6/25/2018 | 30 | |
| 10/3/2018 | 29 | |
| 1/30/2019 | 31 | |
| 6/26/2019 | 31 | |
| 9/12/2019 | 34 | |
| 3/16/2020 | 29 | |
| 9/9/2020 | 27 | |
| 3/17/2021 | 26 | |
| 8/19/2021 | 29 | |
| 3/2/2022 | 28 | |
| 8/11/2022 | 26 | |
| 2/20/2023 | 25 | |
| 8/14/2023 | 25 | |
| 2/14/2024 | 25 | |
| 7/31/2024 | 31 | |
| 2/14/2025 | 35 | |
| 8/18/2025 | 30 | |
| 1/21/2026 | | 31 |

# Prediction Limit

Constituent: Sulfate (mg/L) Analysis Run 3/23/2026 2:08 PM View: Appendix III - Intrawell

Plant Wansley Client: Southern Company Data: Wansley Landfill

| | GWC-6 | GWC-6 |
|---|---|---|
| 3/28/2016 | 11.0351 | |
| 5/24/2016 | 12.8 | |
| 7/21/2016 | 16 | |
| 9/15/2016 | 15 | |
| 11/16/2016 | 15 | |
| 1/26/2017 | 16 | |
| 3/22/2017 | 13 | |
| 5/2/2017 | 10 | |
| 10/3/2017 | 11 | |
| 1/23/2018 | 10 | |
| 6/25/2018 | 11 | |
| 9/25/2018 | 14 | |
| 1/30/2019 | 9.7 | |
| 6/26/2019 | 9.3 | |
| 9/12/2019 | 14 | |
| 3/16/2020 | 30 | |
| 9/11/2020 | 12 | |
| 3/17/2021 | 12 | |
| 8/18/2021 | 13 | |
| 3/2/2022 | 13 | |
| 8/11/2022 | 14 | |
| 2/20/2023 | 9.8 | |
| 8/14/2023 | 11 | |
| 2/14/2024 | 8.9 | |
| 8/1/2024 | 14 | |
| 2/18/2025 | 12 | |
| 8/15/2025 | 12 | |
| 1/20/2026 | | 12 |

# Prediction Limit

Constituent: Sulfate (mg/L) Analysis Run 3/23/2026 2:08 PM View: Appendix III - Intrawell

Plant Wansley Client: Southern Company Data: Wansley Landfill

| | GWC-7 | GWC-7 |
|---|---|---|
| 3/29/2016 | 22.385 (JO) | |
| 5/24/2016 | 85.8 | |
| 7/22/2016 | 86 | |
| 9/15/2016 | 84 | |
| 11/16/2016 | 89 | |
| 1/26/2017 | 85 | |
| 3/22/2017 | 81 | |
| 5/2/2017 | 76 | |
| 10/3/2017 | 74 | |
| 1/23/2018 | 57 | |
| 6/25/2018 | 62 | |
| 10/2/2018 | 60 | |
| 1/21/2019 | 64 | |
| 6/25/2019 | 59 | |
| 9/10/2019 | 52 | |
| 3/12/2020 | 52 | |
| 9/14/2020 | 45 | |
| 3/16/2021 | 45 | |
| 8/19/2021 | 45 | |
| 3/2/2022 | 41 | |
| 8/11/2022 | 38 | |
| 2/21/2023 | 40 | |
| 8/9/2023 | 36 | |
| 2/21/2024 | 45 | |
| 8/1/2024 | 31 | |
| 2/13/2025 | 36 | |
| 8/18/2025 | 35 | |
| 1/22/2026 | | 36 |

# Prediction Limit

Constituent: Sulfate (mg/L) Analysis Run 3/23/2026 2:08 PM View: Appendix III - Intrawell

Plant Wansley Client: Southern Company Data: Wansley Landfill

| | GWC-8 | GWC-8 |
|---|---|---|
| 3/29/2016 | 15.2958 | |
| 5/24/2016 | 18.5 | |
| 7/26/2016 | 19 | |
| 9/19/2016 | 31 | |
| 11/16/2016 | 36 | |
| 1/26/2017 | 49 (O) | |
| 3/23/2017 | 21 | |
| 5/3/2017 | 17 | |
| 10/5/2017 | 16 | |
| 1/24/2018 | 10 | |
| 6/21/2018 | 11 | |
| 9/26/2018 | 20 | |
| 1/22/2019 | 12 | |
| 6/25/2019 | 14 | |
| 9/10/2019 | 14 | |
| 3/12/2020 | 18 | |
| 9/14/2020 | 15 | |
| 3/16/2021 | 17 | |
| 8/20/2021 | 17 | |
| 3/2/2022 | 14 | |
| 8/11/2022 | 19 | |
| 2/15/2023 | 14 | |
| 8/9/2023 | 19 | |
| 2/21/2024 | 19 | |
| 7/30/2024 | 20 | |
| 2/13/2025 | 52 | |
| 8/13/2025 | 37 | |
| 1/22/2026 | | 68 |

# Prediction Limit

Constituent: Sulfate (mg/L) Analysis Run 3/23/2026 2:08 PM View: Appendix III - Intrawell

Plant Wansley Client: Southern Company Data: Wansley Landfill

| | GWC-9 | GWC-9 |
|---|---|---|
| 3/29/2016 | 14.6203 | |
| 5/24/2016 | 14.7 | |
| 7/25/2016 | 20 | |
| 9/19/2016 | 22 | |
| 11/16/2016 | 22 | |
| 1/31/2017 | 44 | |
| 3/23/2017 | 29 | |
| 5/2/2017 | 18 | |
| 10/3/2017 | 17 | |
| 1/24/2018 | 14 | |
| 6/21/2018 | 13 | |
| 9/26/2018 | 17 | |
| 1/22/2019 | 12 | |
| 6/25/2019 | 11 | |
| 9/16/2019 | 16 | |
| 3/16/2020 | 11 | |
| 9/11/2020 | 16 | |
| 3/16/2021 | 9.2 | |
| 8/25/2021 | 14 | |
| 3/9/2022 | 6.6 | |
| 8/16/2022 | 27 | |
| 2/15/2023 | 9.4 | |
| 8/9/2023 | 25 | |
| 2/19/2024 | 16 | |
| 7/31/2024 | 17 | |
| 2/18/2025 | 14 | |
| 8/13/2025 | 21 | |
| 1/22/2026 | | 12 |

# Prediction Limit

Constituent: Sulfate (mg/L) Analysis Run 3/23/2026 2:08 PM View: Appendix III - Intrawell

Plant Wansley Client: Southern Company Data: Wansley Landfill

| | GWC-10 | GWC-10 |
|---|---|---|
| 3/30/2016 | 24.0688 | |
| 5/25/2016 | 20.7 | |
| 7/27/2016 | 28 | |
| 9/16/2016 | 29 | |
| 11/17/2016 | 40 | |
| 2/1/2017 | 40 | |
| 3/24/2017 | 28 | |
| 5/3/2017 | 38 | |
| 10/4/2017 | 45 | |
| 1/25/2018 | 33 | |
| 6/21/2018 | 21 | |
| 9/27/2018 | 28 | |
| 1/31/2019 | 20 | |
| 6/26/2019 | 13 | |
| 9/17/2019 | 12 | |
| 3/17/2020 | 16 | |
| 9/10/2020 | 17 | |
| 3/18/2021 | 11 | |
| 8/20/2021 | 10 | |
| 3/8/2022 | 13 | |
| 8/16/2022 | 8.5 | |
| 2/15/2023 | 8.5 | |
| 8/10/2023 | 6.9 | |
| 2/20/2024 | 13 | |
| 7/31/2024 | 8.2 | |
| 2/19/2025 | 10 | |
| 8/19/2025 | 6.1 | |
| 1/21/2026 | | 6.4 |

# Prediction Limit

Constituent: Sulfate (mg/L) Analysis Run 3/23/2026 2:08 PM View: Appendix III - Intrawell

Plant Wansley Client: Southern Company Data: Wansley Landfill

| | GWC-11 | GWC-11 |
|---|---|---|
| 3/29/2016 | <1 | |
| 5/25/2016 | <1 | |
| 7/25/2016 | <1 | |
| 9/19/2016 | <1 | |
| 11/16/2016 | <1 | |
| 1/31/2017 | 3.7 (O) | |
| 3/23/2017 | 1.5 | |
| 5/2/2017 | <1 | |
| 10/4/2017 | <1 | |
| 1/24/2018 | <1 | |
| 6/20/2018 | <1 | |
| 9/27/2018 | <1 | |
| 1/24/2019 | 0.77 (J) | |
| 6/26/2019 | 0.47 (J) | |
| 9/16/2019 | <1 | |
| 3/16/2020 | 0.44 (J) | |
| 9/10/2020 | <1 | |
| 3/17/2021 | <1 | |
| 8/23/2021 | <1 | |
| 3/7/2022 | <1 | |
| 8/15/2022 | <1 | |
| 2/21/2023 | 0.43 (J) | |
| 8/14/2023 | 0.5 (J) | |
| 2/14/2024 | 0.9 (J) | |
| 8/6/2024 | <1 | |
| 2/18/2025 | 1.6 | |
| 10/15/2025 | 0.84 (J) | |
| 1/21/2026 | | <1 |

ND substitution: RL or RL/2 if <15% NDs.

# Prediction Limit

Constituent: Sulfate (mg/L) Analysis Run 3/23/2026 2:08 PM View: Appendix III - Intrawell

Plant Wansley Client: Southern Company Data: Wansley Landfill

| | GWC-12 | GWC-12 |
|---|---|---|
| 3/29/2016 | 19.1889 | |
| 5/25/2016 | 19.8 | |
| 7/22/2016 | 20 | |
| 9/15/2016 | 20 | |
| 11/16/2016 | 19 | |
| 1/31/2017 | 23 | |
| 3/23/2017 | 23 | |
| 5/3/2017 | 22 | |
| 10/4/2017 | 22 | |
| 1/24/2018 | 22 | |
| 6/26/2018 | 23 | |
| 9/28/2018 | 24 | |
| 1/25/2019 | 25 | |
| 6/26/2019 | 25 | |
| 9/11/2019 | 26 | |
| 3/18/2020 | 25 | |
| 9/10/2020 | 26 | |
| 3/16/2021 | 29 | |
| 8/19/2021 | 33 | |
| 3/7/2022 | 40 | |
| 8/16/2022 | 36 | |
| 2/15/2023 | 32 | |
| 8/14/2023 | 30 | |
| 2/20/2024 | 37 | |
| 8/6/2024 | 30 | |
| 2/17/2025 | 37 | |
| 8/18/2025 | 35 | |
| 1/21/2026 | | 32 |

# Prediction Limit

Constituent: Sulfate (mg/L) Analysis Run 3/23/2026 2:08 PM View: Appendix III - Intrawell

Plant Wansley Client: Southern Company Data: Wansley Landfill

| | GWC-13 | GWC-13 |
|---|---|---|
| 3/29/2016 | 2.8316 | |
| 5/25/2016 | 2.62 | |
| 7/26/2016 | 2.7 | |
| 9/15/2016 | 2.6 | |
| 11/17/2016 | 2.2 | |
| 1/31/2017 | 2.6 | |
| 3/23/2017 | 2.6 | |
| 5/3/2017 | 2.6 | |
| 10/5/2017 | 2.5 | |
| 1/25/2018 | 2.5 | |
| 6/20/2018 | 2.5 | |
| 10/2/2018 | 2.7 | |
| 1/22/2019 | 2.8 | |
| 6/25/2019 | 3 | |
| 9/12/2019 | 2.2 | |
| 3/12/2020 | 4.5 | |
| 9/10/2020 | 2.3 | |
| 3/17/2021 | 2.5 | |
| 8/23/2021 | 2 | |
| 3/8/2022 | 3.3 | |
| 8/15/2022 | 1.8 | |
| 2/21/2023 | 1.8 | |
| 8/16/2023 | 2 | |
| 2/19/2024 | 3.7 | |
| 8/5/2024 | 1.8 | |
| 2/18/2025 | 2.3 | |
| 8/19/2025 | 2.3 | |
| 1/21/2026 | | 2.2 |

# Prediction Limit

Constituent: Sulfate (mg/L) Analysis Run 3/23/2026 2:08 PM View: Appendix III - Intrawell

Plant Wansley Client: Southern Company Data: Wansley Landfill

| | GWC-14 | GWC-14 |
|---|---|---|
| 3/30/2016 | 7.2023 | |
| 5/25/2016 | 10.5 | |
| 7/26/2016 | 38 | |
| 9/15/2016 | 13 | |
| 11/17/2016 | 18 | |
| 2/1/2017 | 8.2 | |
| 3/23/2017 | 10 | |
| 5/3/2017 | 10 | |
| 10/4/2017 | 22 | |
| 1/25/2018 | 9.9 | |
| 6/20/2018 | 18 | |
| 10/1/2018 | 11 | |
| 1/22/2019 | 13 | |
| 6/25/2019 | 13 | |
| 9/12/2019 | 22 | |
| 3/17/2020 | 12 | |
| 9/10/2020 | 17 | |
| 3/17/2021 | 16 | |
| 8/23/2021 | 8.6 | |
| 3/7/2022 | 16 | |
| 8/16/2022 | 18 | |
| 2/17/2023 | 5.7 | |
| 8/14/2023 | 2.7 | |
| 2/19/2024 | 7.7 | |
| 8/6/2024 | 9.3 (J) | |
| 2/17/2025 | 7.8 | |
| 8/19/2025 | 14 | |
| 1/20/2026 | | 9.3 |

# Prediction Limit

Constituent: Sulfate (mg/L) Analysis Run 3/23/2026 2:08 PM View: Appendix III - Intrawell

Plant Wansley Client: Southern Company Data: Wansley Landfill

| | GWC-15 | GWC-15 |
|---|---|---|
| 3/30/2016 | 1.7296 | |
| 5/25/2016 | 1.52 | |
| 7/26/2016 | 1.2 | |
| 9/20/2016 | 0.85 (J) | |
| 11/17/2016 | 0.83 (J) | |
| 2/1/2017 | 1.9 | |
| 3/23/2017 | 1.6 | |
| 5/3/2017 | 1.3 | |
| 10/4/2017 | 1.4 | |
| 1/25/2018 | 1.4 | |
| 6/20/2018 | 2.1 | |
| 10/1/2018 | 1.4 | |
| 1/22/2019 | 2 | |
| 6/25/2019 | 2 | |
| 9/17/2019 | 1.4 | |
| 3/16/2020 | 2.3 | |
| 9/10/2020 | 1.2 | |
| 3/18/2021 | 1.7 | |
| 8/24/2021 | 2 | |
| 3/7/2022 | 3.1 | |
| 8/16/2022 | 1.1 | |
| 2/21/2023 | 1.1 | |
| 8/14/2023 | 1.3 | |
| 2/21/2024 | 4.1 | |
| 8/6/2024 | 2 | |
| 2/18/2025 | 2.4 | |
| 8/18/2025 | 1.9 | |
| 1/21/2026 | | 1.9 |

# Prediction Limit

Constituent: Sulfate (mg/L) Analysis Run 3/23/2026 2:08 PM View: Appendix III - Intrawell

Plant Wansley Client: Southern Company Data: Wansley Landfill

| | GWC-16 | GWC-16 |
|---|---|---|
| 3/30/2016 | 0.5433 (J) | |
| 5/25/2016 | 0.4393 (J) | |
| 7/27/2016 | <1 | |
| 9/16/2016 | <1 | |
| 11/17/2016 | <1 | |
| 2/1/2017 | <1 | |
| 3/24/2017 | <1 | |
| 5/3/2017 | <1 | |
| 10/5/2017 | <1 | |
| 1/25/2018 | <1 | |
| 6/20/2018 | <1 | |
| 10/1/2018 | <1 | |
| 1/25/2019 | 0.66 (J) | |
| 6/25/2019 | 0.84 (J) | |
| 9/11/2019 | 0.6 (J) | |
| 3/17/2020 | 0.84 (J) | |
| 9/11/2020 | 0.4 (J) | |
| 3/17/2021 | <1 | |
| 8/20/2021 | 1 | |
| 3/8/2022 | 1.1 | |
| 8/16/2022 | <1 | |
| 2/20/2023 | <1 | |
| 8/14/2023 | 0.43 (J) | |
| 2/21/2024 | <1 | |
| 8/5/2024 | <1 | |
| 2/11/2025 | 1.1 | |
| 8/15/2025 | 0.9 (J) | |
| 1/21/2026 | | 1.1 |

ND substitution: RL or RL/2 if <15% NDs.

# Prediction Limit

Constituent: Sulfate (mg/L) Analysis Run 3/23/2026 2:08 PM View: Appendix III - Intrawell

Plant Wansley Client: Southern Company Data: Wansley Landfill

| | GWC-17 | GWC-17 |
|---|---|---|
| 3/30/2016 | 0.8313 (J) | |
| 5/25/2016 | 0.795 (J) | |
| 7/27/2016 | 0.7 (J) | |
| 9/19/2016 | <5 | |
| 11/17/2016 | 0.75 (J) | |
| 2/1/2017 | <5 | |
| 3/24/2017 | <5 | |
| 5/3/2017 | <5 | |
| 10/4/2017 | <5 | |
| 1/25/2018 | <5 | |
| 6/26/2018 | <5 | |
| 10/2/2018 | <5 | |
| 1/24/2019 | 0.88 (J) | |
| 6/25/2019 | 1.1 | |
| 9/11/2019 | 0.99 (J) | |
| 3/17/2020 | 1.2 | |
| 9/14/2020 | 0.92 (J) | |
| 3/16/2021 | <5 | |
| 8/20/2021 | 1.1 | |
| 3/8/2022 | 1 | |
| 8/11/2022 | <5 | |
| 2/20/2023 | 0.5 (J) | |
| 8/10/2023 | 0.61 (J) | |
| 2/20/2024 | 4.7 | |
| 8/7/2024 | <5 | |
| 2/13/2025 | 0.84 (J) | |
| 8/13/2025 | 1.2 | |
| 1/21/2026 | | 1.2 |

ND substitution: RL or RL/2 if <15% NDs.

# Prediction Limit

Constituent: Sulfate (mg/L) Analysis Run 3/23/2026 2:08 PM View: Appendix III - Intrawell

Plant Wansley Client: Southern Company Data: Wansley Landfill

| | GWC-18 | GWC-18 |
|---|---|---|
| 3/30/2016 | 0.6239 (J) | |
| 5/26/2016 | 0.598 (J) | |
| 7/25/2016 | <1 | |
| 9/19/2016 | <1 | |
| 11/17/2016 | <1 | |
| 2/1/2017 | <1 | |
| 3/24/2017 | <1 | |
| 5/3/2017 | <1 | |
| 10/5/2017 | <1 | |
| 1/25/2018 | <1 | |
| 6/21/2018 | <1 | |
| 9/28/2018 | <1 | |
| 1/28/2019 | 0.69 (J) | |
| 6/27/2019 | 0.85 (J) | |
| 9/11/2019 | 0.7 (J) | |
| 3/17/2020 | 1 | |
| 9/14/2020 | 0.7 (J) | |
| 3/16/2021 | <1 | |
| 8/24/2021 | 0.89 (J) | |
| 3/8/2022 | 1.1 | |
| 8/11/2022 | <1 | |
| 2/20/2023 | 0.41 (J) | |
| 8/9/2023 | 0.64 (J) | |
| 2/21/2024 | 1.1 | |
| 8/7/2024 | <1 | |
| 2/13/2025 | 0.71 (J) | |
| 8/13/2025 | 1.2 | |
| 1/21/2026 | | <1 |

ND substitution: RL or RL/2 if <15% NDs.

# Prediction Limit

Constituent: Sulfate (mg/L) Analysis Run 3/23/2026 2:08 PM View: Appendix III - Intrawell

Plant Wansley Client: Southern Company Data: Wansley Landfill

| | GWC-19 | GWC-19 |
|---|---|---|
| 3/30/2016 | 2.3237 | |
| 5/26/2016 | 0.574 (J) | |
| 7/25/2016 | <1 | |
| 9/19/2016 | <1 | |
| 11/17/2016 | <1 | |
| 2/2/2017 | 8.6 (O) | |
| 3/24/2017 | 2.5 | |
| 5/3/2017 | 0.88 (J) | |
| 10/5/2017 | 0.81 (J) | |
| 1/25/2018 | 0.77 (J) | |
| 6/21/2018 | <1 | |
| 9/27/2018 | <1 | |
| 1/28/2019 | 1.2 | |
| 6/26/2019 | 0.88 (J) | |
| 9/12/2019 | 0.39 (J) | |
| 3/18/2020 | 1.1 | |
| 9/15/2020 | 0.53 (J) | |
| 3/17/2021 | <1 | |
| 8/24/2021 | 2.5 | |
| 3/8/2022 | 0.94 (J) | |
| 8/11/2022 | <1 | |
| 2/21/2023 | 0.52 (J) | |
| 8/9/2023 | 0.48 (J) | |
| 2/21/2024 | 1.2 | |
| 8/6/2024 | 0.59 (J) | |
| 2/14/2025 | 1.3 | |
| 8/13/2025 | 0.8 (J) | |
| 1/21/2026 | | 1.5 |

ND substitution: RL or RL/2 if <15% NDs.

# Prediction Limit

Constituent: Sulfate (mg/L) Analysis Run 3/23/2026 2:08 PM View: Appendix III - Intrawell

Plant Wansley Client: Southern Company Data: Wansley Landfill

| | GWC-20 | GWC-20 |
|---|---|---|
| 3/30/2016 | 1.0356 | |
| 5/26/2016 | 0.979 (J) | |
| 7/25/2016 | 0.94 (J) | |
| 9/20/2016 | 0.83 (J) | |
| 11/17/2016 | 0.71 (J) | |
| 2/2/2017 | 0.82 (J) | |
| 3/28/2017 | 0.75 (J) | |
| 5/4/2017 | 1.1 | |
| 10/6/2017 | 0.79 (J) | |
| 1/26/2018 | <1 | |
| 6/21/2018 | 1.3 | |
| 9/27/2018 | 1.2 | |
| 1/28/2019 | 0.9 (J) | |
| 6/25/2019 | 0.99 (J) | |
| 9/11/2019 | 1.1 | |
| 3/18/2020 | 0.72 (J) | |
| 9/15/2020 | 0.83 (J) | |
| 3/16/2021 | <1 | |
| 8/24/2021 | 0.88 (J) | |
| 3/7/2022 | 1.3 | |
| 8/16/2022 | 0.58 (J) | |
| 2/22/2023 | 0.65 (J) | |
| 8/9/2023 | 0.78 (J) | |
| 2/20/2024 | 2.6 | |
| 8/2/2024 | <1 | |
| 2/14/2025 | 0.65 (J) | |
| 8/12/2025 | 1.6 | |
| 1/21/2026 | | 1.4 |

ND substitution: RL or RL/2 if <15% NDs.

# Prediction Limit

Constituent: Sulfate (mg/L) Analysis Run 3/23/2026 2:08 PM View: Appendix III - Intrawell

Plant Wansley Client: Southern Company Data: Wansley Landfill

| | GWC-21 | GWC-21 |
|---|---|---|
| 3/30/2016 | 0.3269 (J) | |
| 5/26/2016 | <1 | |
| 7/26/2016 | <1 | |
| 9/20/2016 | <1 | |
| 11/17/2016 | <1 | |
| 2/2/2017 | <1 | |
| 3/28/2017 | <1 | |
| 5/4/2017 | <1 | |
| 10/6/2017 | <1 | |
| 1/26/2018 | <1 | |
| 6/20/2018 | <1 | |
| 9/27/2018 | <1 | |
| 1/24/2019 | <1 | |
| 6/25/2019 | <1 | |
| 9/11/2019 | 0.42 (J) | |
| 3/18/2020 | <1 | |
| 9/15/2020 | <1 | |
| 3/16/2021 | <1 | |
| 8/19/2021 | <1 | |
| 3/7/2022 | 1.1 | |
| 8/16/2022 | <1 | |
| 2/21/2023 | <1 | |
| 8/9/2023 | <1 | |
| 2/19/2024 | 0.98 (J) | |
| 7/30/2024 | <1 | |
| 2/11/2025 | 0.46 (J) | |
| 8/12/2025 | <1 | |
| 1/20/2026 | | <1 |

ND substitution: RL or RL/2 if <15% NDs.

# Prediction Limit

Constituent: Sulfate (mg/L) Analysis Run 3/23/2026 2:08 PM View: Appendix III - Intrawell

Plant Wansley Client: Southern Company Data: Wansley Landfill

| | GWC-22 | GWC-22 |
|---|---|---|
| 3/31/2016 | 0.3648 (J) | |
| 5/26/2016 | 0.562 (J) | |
| 7/26/2016 | <1 | |
| 9/20/2016 | <1 | |
| 11/17/2016 | <1 | |
| 2/3/2017 | <1 | |
| 3/28/2017 | <1 | |
| 5/3/2017 | <1 | |
| 10/5/2017 | <1 | |
| 1/25/2018 | <1 | |
| 6/20/2018 | <1 | |
| 10/1/2018 | <1 | |
| 1/24/2019 | 0.81 (J) | |
| 6/25/2019 | 0.76 (J) | |
| 9/10/2019 | <1 | |
| 3/18/2020 | 0.65 (J) | |
| 9/10/2020 | 0.54 (J) | |
| 3/15/2021 | <1 | |
| 8/19/2021 | 1.2 | |
| 3/8/2022 | <1 | |
| 8/17/2022 | <1 | |
| 2/14/2023 | 0.54 (J) | |
| 8/14/2023 | 0.53 (J) | |
| 2/14/2024 | 0.62 (J) | |
| 8/6/2024 | 0.59 (J) | |
| 2/11/2025 | 0.87 (J) | |
| 8/12/2025 | 1.1 | |
| 1/20/2026 | | 1.1 |

ND substitution: RL or RL/2 if <15% NDs.

# Prediction Limit

Constituent: Sulfate (mg/L) Analysis Run 3/23/2026 2:08 PM View: Appendix III - Intrawell

Plant Wansley Client: Southern Company Data: Wansley Landfill

| | GWC-23 | GWC-23 |
|---|---|---|
| 3/29/2016 | 0.5302 (J) | |
| 5/25/2016 | 0.3659 (J) | |
| 7/27/2016 | <1 | |
| 9/20/2016 | <1 | |
| 11/18/2016 | <1 | |
| 2/3/2017 | <1 | |
| 3/28/2017 | <1 | |
| 5/4/2017 | <1 | |
| 10/5/2017 | <1 | |
| 1/25/2018 | <1 | |
| 6/20/2018 | <1 | |
| 10/1/2018 | <1 | |
| 1/25/2019 | 0.38 (J) | |
| 6/26/2019 | 0.64 (J) | |
| 9/12/2019 | 0.54 (J) | |
| 3/18/2020 | <1 | |
| 9/10/2020 | <1 | |
| 3/18/2021 | <1 | |
| 8/23/2021 | <1 | |
| 3/9/2022 | 0.76 (J) | |
| 8/16/2022 | <1 | |
| 2/21/2023 | <1 | |
| 8/15/2023 | 0.44 (J) | |
| 2/19/2024 | 1.5 | |
| 7/30/2024 | <1 | |
| 2/11/2025 | 0.73 (J) | |
| 8/12/2025 | <1 | |
| 1/22/2026 | | 1.2 |

ND substitution: RL or RL/2 if <15% NDs.

# Prediction Limit

Constituent: Sulfate (mg/L) Analysis Run 3/23/2026 2:08 PM View: Appendix III - Intrawell

Plant Wansley Client: Southern Company Data: Wansley Landfill

| | GWC-24 | GWC-24 |
|---|---|---|
| 3/30/2016 | 1.0189 | |
| 5/25/2016 | 0.6811 (J) | |
| 7/27/2016 | <1 | |
| 9/16/2016 | <1 | |
| 11/18/2016 | <1 | |
| 2/3/2017 | <1 | |
| 3/29/2017 | <1 | |
| 5/4/2017 | <1 | |
| 10/5/2017 | <1 | |
| 1/25/2018 | <1 | |
| 6/27/2018 | <1 | |
| 9/28/2018 | <1 | |
| 1/31/2019 | <1 | |
| 6/26/2019 | 0.71 (J) | |
| 9/11/2019 | 0.59 (J) | |
| 3/12/2020 | 2.3 | |
| 9/15/2020 | 0.53 (J) | |
| 3/18/2021 | <1 | |
| 8/19/2021 | 0.77 (J) | |
| 3/10/2022 | 0.83 (J) | |
| 8/18/2022 | <1 | |
| 2/16/2023 | 0.4 (J) | |
| 8/16/2023 | 0.6 (J) | |
| 2/22/2024 | 0.57 (J) | |
| 8/6/2024 | <1 | |
| 2/14/2025 | 0.57 (J) | |
| 8/14/2025 | 1.2 | |
| 1/21/2026 | | 0.85 (J) |

ND substitution: RL or RL/2 if <15% NDs.

# Prediction Limit

Constituent: Sulfate (mg/L) Analysis Run 3/23/2026 2:08 PM View: Appendix III - Intrawell

Plant Wansley Client: Southern Company Data: Wansley Landfill

| | GWC-25 | GWC-25 |
|---|---|---|
| 3/28/2016 | 8.3151 | |
| 5/26/2016 | 4.31 | |
| 7/27/2016 | 6.1 | |
| 9/19/2016 | 11 | |
| 11/15/2016 | 18 | |
| 1/24/2017 | 26 (O) | |
| 3/23/2017 | 23 (O) | |
| 5/2/2017 | 27 (O) | |
| 10/5/2017 | 16 | |
| 1/25/2018 | 15 | |
| 6/27/2018 | 12 | |
| 9/26/2018 | 12 | |
| 1/24/2019 | 1.4 | |
| 6/25/2019 | 1.6 | |
| 9/11/2019 | 5.7 | |
| 3/12/2020 | 9.7 | |
| 9/14/2020 | 3.8 | |
| 3/17/2021 | 7.2 | |
| 8/19/2021 | 7.2 | |
| 3/8/2022 | 5.4 | |
| 8/10/2022 | 5.2 | |
| 2/21/2023 | 7.4 | |
| 8/15/2023 | 5.7 | |
| 2/21/2024 | 9.6 | |
| 8/1/2024 | 11 | |
| 2/14/2025 | 6.3 | |
| 8/13/2025 | 10 | |
| 1/21/2026 | | 5.6 |

# Prediction Limit

Constituent: Sulfate (mg/L) Analysis Run 3/23/2026 2:08 PM View: Appendix III - Intrawell

Plant Wansley Client: Southern Company Data: Wansley Landfill

| | GWC-26 | GWC-26 |
|---|---|---|
| 3/24/2016 | 0.4337 (J) | |
| 5/25/2016 | 0.3421 (J) | |
| 7/26/2016 | <1 | |
| 9/19/2016 | <1 | |
| 11/14/2016 | <1 | |
| 1/19/2017 | <1 | |
| 3/16/2017 | <1 | |
| 5/1/2017 | <1 | |
| 10/4/2017 | <1 | |
| 1/22/2018 | <1 | |
| 6/27/2018 | <1 | |
| 9/27/2018 | <1 | |
| 1/24/2019 | 0.57 (J) | |
| 6/25/2019 | 0.78 (J) | |
| 9/12/2019 | <1 | |
| 3/13/2020 | 1.8 | |
| 9/15/2020 | 0.45 (J) | |
| 3/17/2021 | <1 | |
| 8/19/2021 | 0.82 (J) | |
| 3/9/2022 | <1 | |
| 8/10/2022 | <1 | |
| 2/21/2023 | <1 | |
| 8/16/2023 | 0.47 (J) | |
| 2/20/2024 | 1.3 | |
| 8/2/2024 | 0.8 (J) | |
| 2/13/2025 | 0.53 (J) | |
| 8/13/2025 | <1 | |
| 1/22/2026 | | <1 |

ND substitution: RL or RL/2 if <15% NDs.

# Prediction Limit

Constituent: Sulfate (mg/L) Analysis Run 3/23/2026 2:08 PM View: Appendix III - Intrawell

Plant Wansley Client: Southern Company Data: Wansley Landfill

| | GWC-27 | GWC-27 |
|---|---|---|
| 3/23/2016 | 1.3897 | |
| 5/24/2016 | 0.598 (J) | |
| 7/26/2016 | 3 | |
| 9/19/2016 | 1.6 | |
| 11/11/2016 | 3 | |
| 1/20/2017 | 2.2 | |
| 3/16/2017 | 0.95 (J) | |
| 4/28/2017 | 2.1 | |
| 10/3/2017 | <1 | |
| 1/19/2018 | 1.4 | |
| 3/16/2018 | <1 | |
| 6/27/2018 | 1.7 | |
| 9/27/2018 | 2.5 | |
| 1/24/2019 | 0.39 (J) | |
| 6/26/2019 | 3.2 | |
| 9/12/2019 | 0.82 (J) | |
| 3/12/2020 | 2 | |
| 9/9/2020 | 2.4 | |
| 3/18/2021 | 2.3 | |
| 8/23/2021 | 0.78 (J) | |
| 3/8/2022 | 1.6 | |
| 8/10/2022 | 1.7 | |
| 2/20/2023 | 0.47 (J) | |
| 8/15/2023 | 1.7 | |
| 2/20/2024 | 2.5 | |
| 7/30/2024 | 1.8 | |
| 2/11/2025 | 1.9 | |
| 8/13/2025 | 2.2 | |
| 1/21/2026 | | 2.5 |

ND substitution: RL or RL/2 if <15% NDs.

# Prediction Limit

Constituent: Sulfate (mg/L) Analysis Run 3/23/2026 2:08 PM View: Appendix III - Intrawell

Plant Wansley Client: Southern Company Data: Wansley Landfill

| | GWC-30 | GWC-30 |
|---|---|---|
| 3/23/2016 | 1.3729 | |
| 5/20/2016 | 1.31 | |
| 7/21/2016 | 1.3 | |
| 9/20/2016 | 1.3 | |
| 11/14/2016 | 1.1 | |
| 1/24/2017 | 1.3 | |
| 3/17/2017 | 1.3 | |
| 5/1/2017 | 1.2 | |
| 10/4/2017 | 1.2 | |
| 1/24/2018 | 1 | |
| 6/21/2018 | 1 | |
| 10/3/2018 | 1.2 | |
| 1/30/2019 | 1.2 | |
| 6/27/2019 | 1.7 | |
| 9/10/2019 | 1.3 | |
| 3/11/2020 | 3.3 | |
| 9/10/2020 | 1 | |
| 3/18/2021 | 1.1 | |
| 8/23/2021 | 1.2 | |
| 3/2/2022 | 1.4 | |
| 8/10/2022 | 0.79 (J) | |
| 2/14/2023 | 1 | |
| 8/16/2023 | 1.1 | |
| 2/21/2024 | 2.5 | |
| 8/5/2024 | 1 | |
| 2/13/2025 | 1.2 | |
| 8/14/2025 | 1.4 | |
| 1/21/2026 | | 1.7 |

# Prediction Limit

Constituent: Sulfate (mg/L) Analysis Run 3/23/2026 2:08 PM View: Appendix III - Intrawell

Plant Wansley Client: Southern Company Data: Wansley Landfill

| | GWC-31 |
|---|---|
| 3/30/2016 | 15.0114 |
| 5/25/2016 | 19.1 |
| 1/25/2017 | 13 |
| 7/19/2017 | 15 |
| 9/6/2017 | 76 (Jo) |
| 10/6/2017 | 19 |
| 1/23/2018 | 15 |
| 3/16/2018 | 12 |
| 6/27/2018 | 14 |
| 10/3/2018 | 18 |
| 1/31/2019 | 10 |
| 6/26/2019 | 9.9 |
| 3/17/2020 | 7.3 |
| 9/11/2020 | 15 |
| 3/16/2021 | 11 |
| 8/25/2021 | 12 |
| 3/10/2022 | 8.9 |
| 8/16/2022 | 11 |
| 2/22/2023 | 9.8 |
| 8/16/2023 | 9.6 |
| 2/21/2024 | 11 |
| 2/18/2025 | 8.8 |
| 8/15/2025 | 10 |

# Prediction Limit

Constituent: Sulfate (mg/L) Analysis Run 3/23/2026 2:08 PM View: Appendix III - Intrawell

Plant Wansley Client: Southern Company Data: Wansley Landfill

| | GWC-32 | GWC-32 |
|---|---|---|
| 3/23/2016 | 12.8473 | |
| 5/24/2016 | 13.5 | |
| 7/22/2016 | 12 | |
| 9/16/2016 | 12 | |
| 11/15/2016 | 13 | |
| 1/26/2017 | 9.2 | |
| 3/24/2017 | 9.2 | |
| 5/2/2017 | 9 | |
| 10/6/2017 | 8.8 | |
| 1/23/2018 | 9.4 | |
| 3/16/2018 | 9.1 | |
| 6/26/2018 | 12 | |
| 10/2/2018 | 9.7 | |
| 1/30/2019 | 11 | |
| 6/27/2019 | 9.9 | |
| 9/12/2019 | 9.7 | |
| 3/18/2020 | 8.8 | |
| 9/15/2020 | 9.9 | |
| 3/17/2021 | 9.1 | |
| 8/24/2021 | 10 | |
| 3/9/2022 | 7.6 | |
| 8/10/2022 | 8.7 | |
| 2/15/2023 | 8.3 | |
| 8/15/2023 | 9.1 | |
| 2/20/2024 | 11 | |
| 8/6/2024 | 2.8 | |
| 2/19/2025 | 7.2 | |
| 8/14/2025 | 8.3 | |
| 1/21/2026 | | 6.4 |

# Prediction Limit

Constituent: Sulfate (mg/L) Analysis Run 3/23/2026 2:08 PM View: Appendix III - Intrawell

Plant Wansley Client: Southern Company Data: Wansley Landfill

| | GWC-33 | GWC-33 |
|---|---|---|
| 3/23/2016 | 19.6956 | |
| 11/17/2016 | 22 | |
| 1/25/2017 | 50 (O) | |
| 3/23/2017 | 28 | |
| 5/1/2017 | 25 | |
| 7/19/2017 | 22 | |
| 8/4/2017 | 25 | |
| 8/24/2017 | 19 | |
| 9/6/2017 | <100 (o) | |
| 10/5/2017 | 18 | |
| 1/23/2018 | 14 | |
| 6/26/2018 | 9.2 | |
| 10/2/2018 | 11 | |
| 1/30/2019 | 14 | |
| 6/26/2019 | 10 | |
| 9/12/2019 | 12 | |
| 3/12/2020 | 11 | |
| 9/16/2020 | 7 | |
| 3/18/2021 | 9.1 | |
| 8/24/2021 | 8.1 | |
| 3/9/2022 | 7.4 | |
| 8/15/2022 | 7.7 | |
| 2/20/2023 | 7.5 | |
| 8/15/2023 | 7.6 | |
| 2/20/2024 | 11 | |
| 7/31/2024 | 7.5 | |
| 2/19/2025 | 8.6 | |
| 8/19/2025 | 8.2 | |
| 1/22/2026 | | 8.7 |

# Prediction Limit

Constituent: Sulfate (mg/L) Analysis Run 3/23/2026 2:08 PM View: Appendix III - Intrawell

Plant Wansley Client: Southern Company Data: Wansley Landfill

| | GWC-34 | GWC-34 |
|---|---|---|
| 3/24/2016 | 1.8782 | |
| 5/23/2016 | 1.44 | |
| 7/21/2016 | 1.6 | |
| 9/15/2016 | 1.6 | |
| 11/15/2016 | 1.3 | |
| 1/25/2017 | 1.5 | |
| 3/22/2017 | 1.5 | |
| 5/1/2017 | 1.4 | |
| 10/3/2017 | 1.4 | |
| 1/23/2018 | 1.2 | |
| 6/20/2018 | 1.7 | |
| 10/2/2018 | 1.4 | |
| 1/28/2019 | 1.6 | |
| 6/26/2019 | 1.9 | |
| 9/11/2019 | 1.6 | |
| 3/11/2020 | 3.8 | |
| 9/11/2020 | 1.2 | |
| 3/16/2021 | 1.3 | |
| 8/24/2021 | 1.4 | |
| 3/2/2022 | 1.6 | |
| 8/10/2022 | 0.89 (J) | |
| 2/20/2023 | 1 | |
| 8/16/2023 | 1.2 | |
| 2/22/2024 | 2.5 | |
| 8/5/2024 | 1.5 | |
| 2/13/2025 | 1.3 | |
| 8/14/2025 | 1.7 | |
| 1/22/2026 | | 2 |

# Prediction Limit

Constituent: Sulfate (mg/L) Analysis Run 3/23/2026 2:08 PM View: Appendix III - Intrawell

Plant Wansley Client: Southern Company Data: Wansley Landfill

| | GWC-35 | GWC-35 |
|---|---|---|
| 3/24/2016 | 2.7482 | |
| 5/23/2016 | 2.76 | |
| 7/21/2016 | 2.8 | |
| 9/15/2016 | 2.4 | |
| 11/15/2016 | 2.3 | |
| 1/26/2017 | 2.7 | |
| 3/22/2017 | 2.4 | |
| 5/2/2017 | 2.5 | |
| 10/3/2017 | 2.5 | |
| 1/23/2018 | 2.4 | |
| 6/19/2018 | 2.7 | |
| 10/1/2018 | 2.8 | |
| 1/21/2019 | 2.7 | |
| 6/26/2019 | 2.8 | |
| 9/12/2019 | 2.3 | |
| 3/11/2020 | 4.7 | |
| 9/11/2020 | 2 | |
| 3/16/2021 | 2.2 | |
| 8/18/2021 | 2.7 | |
| 3/2/2022 | 3.2 | |
| 8/15/2022 | 2.4 | |
| 2/20/2023 | 2.2 | |
| 8/16/2023 | 3.5 | |
| 2/22/2024 | | 4.7 |
| 8/5/2024 | | 4.5 |
| 2/18/2025 | | 7 |
| 8/14/2025 | | 8.6 |
| 1/22/2026 | | 9.7 |

# Prediction Limit

Constituent: TDS (mg/L) Analysis Run 3/23/2026 2:08 PM View: Appendix III - Intrawell

Plant Wansley Client: Southern Company Data: Wansley Landfill

| | GWA-1 | GWA-1 |
|---|---|---|
| 3/23/2016 | <10 | |
| 5/20/2016 | <10 | |
| 7/21/2016 | 14 | |
| 9/15/2016 | 12 | |
| 11/11/2016 | 4 (J) | |
| 1/19/2017 | <10 | |
| 3/16/2017 | 14 | |
| 4/28/2017 | <10 | |
| 10/4/2017 | 34 | |
| 1/19/2018 | <10 | |
| 6/19/2018 | 16 | |
| 9/25/2018 | 24 | |
| 1/17/2019 | 20 | |
| 6/24/2019 | 21 | |
| 9/9/2019 | 16 | |
| 3/10/2020 | 12 | |
| 9/9/2020 | 12 | |
| 3/15/2021 | <10 | |
| 8/16/2021 | 15 | |
| 2/28/2022 | 25 | |
| 8/9/2022 | 21 | |
| 2/14/2023 | 17 | |
| 8/9/2023 | <10 | |
| 2/13/2024 | 18 | |
| 7/30/2024 | 16 | |
| 2/11/2025 | 22 | |
| 8/12/2025 | 22 | |
| 1/20/2026 | | <10 |

ND substitution: RL or RL/2 if <15% NDs.

# Prediction Limit

Constituent: TDS (mg/L) Analysis Run 3/23/2026 2:08 PM View: Appendix III - Intrawell

Plant Wansley Client: Southern Company Data: Wansley Landfill

| | GWA-2 | GWA-2 |
|---|---|---|
| 3/23/2016 | 41 | |
| 5/24/2016 | 51 | |
| 7/26/2016 | 8 | |
| 9/16/2016 | 40 | |
| 11/10/2016 | 58 | |
| 1/19/2017 | 28 | |
| 3/17/2017 | <5 | |
| 4/28/2017 | <5 | |
| 10/3/2017 | 36 | |
| 1/19/2018 | 10 | |
| 6/19/2018 | <5 | |
| 9/25/2018 | 32 | |
| 1/17/2019 | 46 | |
| 6/24/2019 | 72 | |
| 9/10/2019 | 52 | |
| 3/10/2020 | 43 | |
| 9/10/2020 | 40 | |
| 3/15/2021 | 39 | |
| 8/18/2021 | 50 | |
| 3/1/2022 | 26 | |
| 8/9/2022 | 52 | |
| 2/14/2023 | 43 | |
| 8/9/2023 | 47 | |
| 2/14/2024 | 46 | |
| 7/30/2024 | 48 | |
| 2/11/2025 | 57 | |
| 8/12/2025 | 38 | |
| 1/20/2026 | | 27 |

ND substitution: RL or RL/2 if <15% NDs.

# Prediction Limit

Constituent: TDS (mg/L) Analysis Run 3/23/2026 2:08 PM View: Appendix III - Intrawell

Plant Wansley Client: Southern Company Data: Wansley Landfill

| | GWA-3 |
|---|---|
| 3/31/2016 | 401 |
| 5/25/2016 | 150 |
| 7/27/2016 | 250 |
| 10/3/2017 | 410 |
| 6/20/2018 | 230 |
| 1/18/2019 | 140 |
| 6/25/2019 | 130 |
| 9/11/2019 | 130 |
| 3/10/2020 | 170 |
| 9/9/2020 | 150 |
| 3/15/2021 | 170 |
| 8/18/2021 | 170 |
| 3/1/2022 | 180 |
| 8/9/2022 | 180 |
| 2/14/2023 | 160 |
| 8/8/2023 | 220 |
| 7/31/2024 | 190 |
| 8/13/2025 | 190 |

# Prediction Limit

Constituent: TDS (mg/L) Analysis Run 3/23/2026 2:08 PM View: Appendix III - Intrawell

Plant Wansley Client: Southern Company Data: Wansley Landfill

| | GWA-4 | GWA-4 |
|---|---|---|
| 3/23/2016 | 139 | |
| 5/19/2016 | 175 | |
| 7/21/2016 | 170 | |
| 9/14/2016 | 150 | |
| 11/10/2016 | 180 | |
| 1/17/2017 | 130 | |
| 3/16/2017 | 180 | |
| 4/27/2017 | 160 | |
| 10/3/2017 | 140 | |
| 1/22/2018 | 140 | |
| 6/19/2018 | 160 | |
| 9/25/2018 | 130 | |
| 1/17/2019 | 160 | |
| 6/24/2019 | 170 | |
| 9/10/2019 | 190 | |
| 3/10/2020 | 190 | |
| 9/9/2020 | 170 | |
| 3/15/2021 | 120 | |
| 8/18/2021 | 150 | |
| 3/1/2022 | 140 | |
| 8/9/2022 | 190 | |
| 2/14/2023 | 150 | |
| 8/9/2023 | 160 | |
| 2/14/2024 | 170 | |
| 7/29/2024 | 150 | |
| 2/10/2025 | 170 | |
| 8/12/2025 | 180 | |
| 1/20/2026 | | 160 |

# Prediction Limit

Constituent: TDS (mg/L) Analysis Run 3/23/2026 2:08 PM View: Appendix III - Intrawell

Plant Wansley Client: Southern Company Data: Wansley Landfill

| | GWA-28 | GWA-28 |
|---|---|---|
| 3/22/2016 | 69 | |
| 5/23/2016 | 92 | |
| 7/25/2016 | 38 | |
| 9/15/2016 | 64 | |
| 11/9/2016 | 80 | |
| 1/17/2017 | 54 | |
| 3/16/2017 | 40 | |
| 4/27/2017 | 84 | |
| 10/3/2017 | 70 | |
| 1/19/2018 | 36 | |
| 6/19/2018 | 70 | |
| 9/25/2018 | 36 | |
| 1/21/2019 | 58 | |
| 6/25/2019 | 88 | |
| 9/10/2019 | 86 | |
| 3/10/2020 | 40 | |
| 9/9/2020 | 43 | |
| 3/15/2021 | 54 | |
| 8/16/2021 | 50 | |
| 3/1/2022 | 72 | |
| 8/9/2022 | 85 | |
| 2/14/2023 | 90 | |
| 8/9/2023 | 76 | |
| 2/14/2024 | 82 | |
| 7/29/2024 | 81 | |
| 2/10/2025 | 91 | |
| 8/12/2025 | 87 | |
| 1/20/2026 | | 50 |

# Prediction Limit

Constituent: TDS (mg/L) Analysis Run 3/23/2026 2:08 PM View: Appendix III - Intrawell

Plant Wansley Client: Southern Company Data: Wansley Landfill

| | GWA-29 | GWA-29 |
|---|---|---|
| 3/22/2016 | 92 | |
| 5/19/2016 | 99 | |
| 7/21/2016 | 100 | |
| 1/17/2017 | 66 | |
| 3/15/2017 | 88 | |
| 4/27/2017 | 92 | |
| 7/18/2017 | 84 | |
| 8/1/2017 | 60 | |
| 10/3/2017 | 46 | |
| 1/19/2018 | 4 (J) | |
| 6/19/2018 | 66 | |
| 9/25/2018 | 80 | |
| 1/18/2019 | 81 | |
| 6/25/2019 | 97 | |
| 9/10/2019 | 120 | |
| 3/10/2020 | 50 | |
| 9/9/2020 | 58 | |
| 3/15/2021 | 77 | |
| 8/18/2021 | 76 | |
| 3/2/2022 | 85 | |
| 8/9/2022 | 93 | |
| 2/13/2023 | 88 | |
| 8/8/2023 | 97 | |
| 2/14/2024 | 84 | |
| 7/30/2024 | 83 | |
| 2/11/2025 | 84 | |
| 8/12/2025 | 86 | |
| 1/20/2026 | | 45 |

# Prediction Limit

Constituent: TDS (mg/L) Analysis Run 3/23/2026 2:08 PM View: Appendix III - Intrawell

Plant Wansley Client: Southern Company Data: Wansley Landfill

| | GWC-5 | GWC-5 |
|---|---|---|
| 3/28/2016 | 172 | |
| 5/23/2016 | 189 | |
| 7/21/2016 | 170 | |
| 9/15/2016 | 180 | |
| 11/15/2016 | 180 | |
| 1/26/2017 | 120 | |
| 3/22/2017 | 110 | |
| 5/2/2017 | 140 | |
| 10/3/2017 | 170 | |
| 1/23/2018 | 210 | |
| 6/25/2018 | 200 | |
| 10/3/2018 | 230 | |
| 1/30/2019 | 220 | |
| 6/26/2019 | 120 | |
| 9/12/2019 | 230 | |
| 3/16/2020 | 210 | |
| 9/9/2020 | 210 | |
| 3/17/2021 | 180 | |
| 8/19/2021 | 220 | |
| 3/2/2022 | 180 | |
| 8/11/2022 | 190 | |
| 2/20/2023 | 200 | |
| 8/14/2023 | 210 | |
| 2/14/2024 | 210 | |
| 7/31/2024 | 210 | |
| 2/14/2025 | 220 | |
| 8/18/2025 | 230 | |
| 1/21/2026 | | 220 |

# Prediction Limit

Constituent: TDS (mg/L) Analysis Run 3/23/2026 2:08 PM View: Appendix III - Intrawell

Plant Wansley Client: Southern Company Data: Wansley Landfill

| | GWC-6 | GWC-6 |
|---|---|---|
| 3/28/2016 | 92 | |
| 5/24/2016 | 115 | |
| 7/21/2016 | 120 | |
| 9/15/2016 | 130 | |
| 11/16/2016 | 150 | |
| 1/26/2017 | 74 | |
| 3/22/2017 | 120 | |
| 5/2/2017 | 82 | |
| 10/3/2017 | 100 | |
| 1/23/2018 | 120 | |
| 6/25/2018 | 110 | |
| 9/25/2018 | 120 | |
| 1/30/2019 | 120 | |
| 6/26/2019 | 41 | |
| 9/12/2019 | 170 | |
| 3/16/2020 | 110 | |
| 9/11/2020 | 160 | |
| 3/17/2021 | 110 | |
| 8/18/2021 | 140 | |
| 3/2/2022 | 130 | |
| 8/11/2022 | 120 | |
| 2/20/2023 | 130 | |
| 8/14/2023 | 130 | |
| 2/14/2024 | 130 | |
| 8/1/2024 | 130 | |
| 2/18/2025 | 120 | |
| 8/15/2025 | 140 | |
| 1/20/2026 | | 100 |

# Prediction Limit

Constituent: TDS (mg/L) Analysis Run 3/23/2026 2:08 PM View: Appendix III - Intrawell

Plant Wansley Client: Southern Company Data: Wansley Landfill

| | GWC-7 | GWC-7 |
|---|---|---|
| 3/29/2016 | 517 | |
| 5/24/2016 | 494 | |
| 7/22/2016 | 430 | |
| 9/15/2016 | 460 | |
| 11/16/2016 | 500 | |
| 1/26/2017 | 440 | |
| 3/22/2017 | 440 | |
| 5/2/2017 | 420 | |
| 10/3/2017 | 450 | |
| 1/23/2018 | 390 | |
| 6/25/2018 | 400 | |
| 10/2/2018 | 440 | |
| 1/21/2019 | 340 | |
| 6/25/2019 | 400 | |
| 9/10/2019 | 380 | |
| 3/12/2020 | 360 | |
| 9/14/2020 | 380 | |
| 3/16/2021 | 390 | |
| 8/19/2021 | 380 | |
| 3/2/2022 | 370 | |
| 8/11/2022 | 370 | |
| 2/21/2023 | 370 | |
| 8/9/2023 | 330 | |
| 2/21/2024 | 350 | |
| 8/1/2024 | 340 | |
| 2/13/2025 | 320 | |
| 8/18/2025 | 340 | |
| 1/22/2026 | | 350 |

# Prediction Limit

Constituent: TDS (mg/L) Analysis Run 3/23/2026 2:08 PM View: Appendix III - Intrawell

Plant Wansley Client: Southern Company Data: Wansley Landfill

| | GWC-8 | GWC-8 |
|---|---|---|
| 3/29/2016 | 172 | |
| 5/24/2016 | 196 | |
| 7/26/2016 | 160 | |
| 9/19/2016 | 220 | |
| 11/16/2016 | 240 | |
| 1/26/2017 | 130 | |
| 3/23/2017 | 190 | |
| 5/3/2017 | 160 | |
| 10/5/2017 | 200 | |
| 1/24/2018 | 94 | |
| 6/21/2018 | 210 | |
| 9/26/2018 | 180 | |
| 1/22/2019 | 86 | |
| 6/25/2019 | 200 | |
| 9/10/2019 | 220 | |
| 3/12/2020 | 140 | |
| 9/14/2020 | 190 | |
| 3/16/2021 | 170 | |
| 8/20/2021 | 170 | |
| 3/2/2022 | 150 | |
| 8/11/2022 | 190 | |
| 2/15/2023 | 130 | |
| 8/9/2023 | 180 | |
| 2/21/2024 | 130 | |
| 7/30/2024 | 140 | |
| 2/13/2025 | 160 | |
| 8/13/2025 | 190 | |
| 1/22/2026 | | 160 |

# Prediction Limit

Constituent: TDS (mg/L) Analysis Run 3/23/2026 2:08 PM View: Appendix III - Intrawell

Plant Wansley Client: Southern Company Data: Wansley Landfill

| | GWC-9 | GWC-9 |
|---|---|---|
| 3/29/2016 | 93 | |
| 5/24/2016 | 162 | |
| 7/25/2016 | 200 | |
| 9/19/2016 | 340 (O) | |
| 11/16/2016 | 280 (O) | |
| 1/31/2017 | 160 | |
| 3/23/2017 | 230 | |
| 5/2/2017 | 150 | |
| 10/3/2017 | 190 | |
| 1/24/2018 | 160 | |
| 6/21/2018 | 150 | |
| 9/26/2018 | 130 | |
| 1/22/2019 | 68 | |
| 6/25/2019 | 160 | |
| 9/16/2019 | 190 | |
| 3/16/2020 | 100 | |
| 9/11/2020 | 160 | |
| 3/16/2021 | 100 | |
| 8/25/2021 | 130 | |
| 3/9/2022 | 82 | |
| 8/16/2022 | 140 | |
| 2/15/2023 | 64 | |
| 8/9/2023 | 120 | |
| 2/19/2024 | 69 | |
| 7/31/2024 | 92 | |
| 2/18/2025 | 75 | |
| 8/13/2025 | 130 | |
| 1/22/2026 | | 90 |

# Prediction Limit

Constituent: TDS (mg/L) Analysis Run 3/23/2026 2:08 PM View: Appendix III - Intrawell

Plant Wansley Client: Southern Company Data: Wansley Landfill

| | GWC-10 | GWC-10 |
|---|---|---|
| 3/30/2016 | 177 | |
| 5/25/2016 | 181 | |
| 7/27/2016 | 210 | |
| 9/16/2016 | 190 | |
| 11/17/2016 | 240 | |
| 2/1/2017 | 120 | |
| 3/24/2017 | 180 | |
| 5/3/2017 | 170 | |
| 10/4/2017 | 230 | |
| 1/25/2018 | 190 | |
| 6/21/2018 | 32 | |
| 9/27/2018 | 200 | |
| 1/31/2019 | 150 | |
| 6/26/2019 | 46 | |
| 9/17/2019 | 120 | |
| 3/17/2020 | 140 | |
| 9/10/2020 | 170 | |
| 3/18/2021 | 130 | |
| 8/20/2021 | 140 | |
| 3/8/2022 | 130 | |
| 8/16/2022 | 150 | |
| 2/15/2023 | 130 | |
| 8/10/2023 | 120 | |
| 2/20/2024 | 120 | |
| 7/31/2024 | 130 | |
| 2/19/2025 | 120 | |
| 8/19/2025 | 94 | |
| 1/21/2026 | | 130 |

# Prediction Limit

Constituent: TDS (mg/L) Analysis Run 3/23/2026 2:08 PM View: Appendix III - Intrawell

Plant Wansley Client: Southern Company Data: Wansley Landfill

| | GWC-11 | GWC-11 |
|---|---|---|
| 3/29/2016 | 163 | |
| 5/25/2016 | 197 | |
| 7/25/2016 | 220 | |
| 9/19/2016 | 240 | |
| 11/16/2016 | 200 | |
| 1/31/2017 | 110 | |
| 3/23/2017 | 140 | |
| 5/2/2017 | 180 | |
| 10/4/2017 | 210 | |
| 1/24/2018 | 130 | |
| 6/20/2018 | 140 | |
| 9/27/2018 | 130 | |
| 1/24/2019 | <10 | |
| 6/26/2019 | 87 | |
| 9/16/2019 | 190 | |
| 3/16/2020 | 46 | |
| 9/10/2020 | 160 | |
| 3/17/2021 | 170 | |
| 8/23/2021 | 190 | |
| 3/7/2022 | 130 | |
| 8/15/2022 | 170 | |
| 2/21/2023 | 40 | |
| 8/14/2023 | 130 | |
| 2/14/2024 | 60 | |
| 8/6/2024 | 63 | |
| 2/18/2025 | 130 | |
| 8/18/2025 | 100 | |
| 1/21/2026 | | 61 |

ND substitution: RL or RL/2 if <15% NDs.

# Prediction Limit

Constituent: TDS (mg/L) Analysis Run 3/23/2026 2:08 PM View: Appendix III - Intrawell

Plant Wansley Client: Southern Company Data: Wansley Landfill

| | GWC-12 | GWC-12 |
|---|---|---|
| 3/29/2016 | 151 | |
| 5/25/2016 | 175 | |
| 7/22/2016 | 130 | |
| 9/15/2016 | 160 | |
| 11/16/2016 | 230 | |
| 1/31/2017 | 170 | |
| 3/23/2017 | 220 | |
| 5/3/2017 | 150 | |
| 10/4/2017 | 190 | |
| 1/24/2018 | 210 | |
| 6/26/2018 | 200 | |
| 9/28/2018 | 180 | |
| 1/25/2019 | 170 | |
| 6/26/2019 | 140 | |
| 9/11/2019 | 220 | |
| 3/18/2020 | 200 | |
| 9/10/2020 | 220 | |
| 3/16/2021 | 250 | |
| 8/19/2021 | 240 | |
| 3/7/2022 | 220 | |
| 8/16/2022 | 250 | |
| 2/15/2023 | 220 | |
| 8/14/2023 | 250 | |
| 2/20/2024 | 220 | |
| 8/6/2024 | 270 | |
| 2/17/2025 | 260 | |
| 8/18/2025 | 250 | |
| 1/21/2026 | | 210 |

# Prediction Limit

Constituent: TDS (mg/L) Analysis Run 3/23/2026 2:08 PM View: Appendix III - Intrawell

Plant Wansley Client: Southern Company Data: Wansley Landfill

| | GWC-13 | GWC-13 |
|---|---|---|
| 3/29/2016 | 48 | |
| 5/25/2016 | 61 | |
| 7/26/2016 | 40 | |
| 9/15/2016 | 54 | |
| 11/17/2016 | 64 | |
| 1/31/2017 | 36 | |
| 3/23/2017 | 76 | |
| 5/3/2017 | 32 | |
| 10/5/2017 | 42 | |
| 1/25/2018 | 48 | |
| 6/20/2018 | 12 | |
| 10/2/2018 | 72 | |
| 1/22/2019 | 42 | |
| 6/25/2019 | 56 | |
| 9/12/2019 | 73 | |
| 3/12/2020 | 56 | |
| 9/10/2020 | 44 | |
| 3/17/2021 | 42 | |
| 8/23/2021 | 56 | |
| 3/8/2022 | 38 | |
| 8/15/2022 | 64 | |
| 2/21/2023 | 58 | |
| 8/16/2023 | 57 | |
| 2/19/2024 | 57 | |
| 8/5/2024 | 63 | |
| 2/18/2025 | 63 | |
| 8/19/2025 | 55 | |
| 1/21/2026 | | 23 |

# Prediction Limit

Constituent: TDS (mg/L) Analysis Run 3/23/2026 2:08 PM View: Appendix III - Intrawell

Plant Wansley Client: Southern Company Data: Wansley Landfill

| | GWC-14 | GWC-14 |
|---|---|---|
| 3/30/2016 | 165 | |
| 5/25/2016 | 233 | |
| 7/26/2016 | 330 | |
| 9/15/2016 | 350 | |
| 11/17/2016 | 440 | |
| 2/1/2017 | 150 | |
| 3/23/2017 | 250 | |
| 5/3/2017 | 190 | |
| 10/4/2017 | 520 | |
| 1/25/2018 | 160 | |
| 6/20/2018 | 310 | |
| 10/1/2018 | 250 | |
| 1/22/2019 | 200 | |
| 6/25/2019 | 280 | |
| 9/12/2019 | 470 | |
| 3/17/2020 | 370 | |
| 9/10/2020 | 390 | |
| 3/17/2021 | 430 | |
| 8/23/2021 | 290 | |
| 3/7/2022 | 320 | |
| 8/16/2022 | 380 | |
| 2/17/2023 | 260 | |
| 8/14/2023 | 280 | |
| 2/19/2024 | 290 | |
| 8/6/2024 | 360 | |
| 2/17/2025 | 230 | |
| 8/19/2025 | 390 | |
| 1/20/2026 | | 210 |

# Prediction Limit

Constituent: TDS (mg/L) Analysis Run 3/23/2026 2:08 PM View: Appendix III - Intrawell

Plant Wansley Client: Southern Company Data: Wansley Landfill

| | GWC-15 | GWC-15 |
|---|---|---|
| 3/30/2016 | 94 | |
| 5/25/2016 | 90 | |
| 7/26/2016 | 64 | |
| 9/20/2016 | 72 | |
| 11/17/2016 | 46 | |
| 2/1/2017 | 70 | |
| 3/23/2017 | 100 | |
| 5/3/2017 | 84 | |
| 10/4/2017 | 60 | |
| 1/25/2018 | 86 | |
| 6/20/2018 | 64 | |
| 10/1/2018 | 94 | |
| 1/22/2019 | 79 | |
| 6/25/2019 | 99 | |
| 9/17/2019 | 75 | |
| 3/16/2020 | 100 | |
| 9/10/2020 | 79 | |
| 3/18/2021 | 86 | |
| 8/24/2021 | 80 | |
| 3/7/2022 | 80 | |
| 8/16/2022 | 84 | |
| 2/21/2023 | 79 | |
| 8/14/2023 | 84 | |
| 2/21/2024 | 89 | |
| 8/6/2024 | 78 | |
| 2/18/2025 | 100 | |
| 8/18/2025 | 73 | |
| 1/21/2026 | | 69 |

# Prediction Limit

Constituent: TDS (mg/L) Analysis Run 3/23/2026 2:08 PM View: Appendix III - Intrawell

Plant Wansley Client: Southern Company Data: Wansley Landfill

| | GWC-16 | GWC-16 |
|---|---|---|
| 3/30/2016 | 75 | |
| 5/25/2016 | 91 | |
| 7/27/2016 | 76 | |
| 9/16/2016 | 78 | |
| 11/17/2016 | 110 | |
| 2/1/2017 | 70 | |
| 3/24/2017 | 100 | |
| 5/3/2017 | 18 | |
| 10/5/2017 | 10 | |
| 1/25/2018 | 56 | |
| 6/20/2018 | 84 | |
| 10/1/2018 | 86 | |
| 1/25/2019 | 51 | |
| 6/25/2019 | 91 | |
| 9/11/2019 | 85 | |
| 3/17/2020 | 93 | |
| 9/11/2020 | 83 | |
| 3/17/2021 | 91 | |
| 8/20/2021 | 83 | |
| 3/8/2022 | 70 | |
| 8/16/2022 | 95 | |
| 2/20/2023 | 90 | |
| 8/14/2023 | 98 | |
| 2/21/2024 | 91 | |
| 8/5/2024 | 95 | |
| 2/11/2025 | 110 | |
| 8/15/2025 | 100 | |
| 1/21/2026 | | 92 |

# Prediction Limit

Constituent: TDS (mg/L) Analysis Run 3/23/2026 2:08 PM View: Appendix III - Intrawell

Plant Wansley Client: Southern Company Data: Wansley Landfill

| | GWC-17 | GWC-17 |
|---|---|---|
| 3/30/2016 | 97 | |
| 5/25/2016 | 97 | |
| 7/27/2016 | 110 | |
| 9/19/2016 | 110 | |
| 11/17/2016 | 74 | |
| 2/1/2017 | 100 | |
| 3/24/2017 | 110 | |
| 5/3/2017 | 28 | |
| 10/4/2017 | 84 | |
| 1/25/2018 | 72 | |
| 6/26/2018 | 72 | |
| 10/2/2018 | 120 | |
| 1/24/2019 | 82 | |
| 6/25/2019 | 110 | |
| 9/11/2019 | 92 | |
| 3/17/2020 | 84 | |
| 9/14/2020 | 91 | |
| 3/16/2021 | 99 | |
| 8/20/2021 | 98 | |
| 3/8/2022 | 87 | |
| 8/11/2022 | 100 | |
| 2/20/2023 | 100 | |
| 8/10/2023 | 100 | |
| 2/20/2024 | 100 | |
| 8/7/2024 | 100 | |
| 2/13/2025 | 120 | |
| 8/13/2025 | 96 | |
| 1/21/2026 | | 100 |

# Prediction Limit

Constituent: TDS (mg/L) Analysis Run 3/23/2026 2:08 PM View: Appendix III - Intrawell

Plant Wansley Client: Southern Company Data: Wansley Landfill

| | GWC-18 | GWC-18 |
|---|---|---|
| 3/30/2016 | 84 | |
| 5/26/2016 | 80 | |
| 7/25/2016 | 54 | |
| 9/19/2016 | 96 | |
| 11/17/2016 | 42 | |
| 2/1/2017 | 66 | |
| 3/24/2017 | 88 | |
| 5/3/2017 | 64 | |
| 10/5/2017 | 50 | |
| 1/25/2018 | 70 | |
| 6/21/2018 | 84 | |
| 9/28/2018 | 74 | |
| 1/28/2019 | 77 | |
| 6/27/2019 | 77 | |
| 9/11/2019 | 64 | |
| 3/17/2020 | 90 | |
| 9/14/2020 | 96 | |
| 3/16/2021 | 93 | |
| 8/24/2021 | 99 | |
| 3/8/2022 | 72 | |
| 8/11/2022 | 92 | |
| 2/20/2023 | 88 | |
| 8/9/2023 | 91 | |
| 2/21/2024 | 93 | |
| 8/7/2024 | 90 | |
| 2/13/2025 | 96 | |
| 8/13/2025 | 88 | |
| 1/21/2026 | | 80 |

# Prediction Limit

Constituent: TDS (mg/L) Analysis Run 3/23/2026 2:08 PM View: Appendix III - Intrawell

Plant Wansley Client: Southern Company Data: Wansley Landfill

| | GWC-19 | GWC-19 |
|---|---|---|
| 3/30/2016 | 69 | |
| 5/26/2016 | 75 | |
| 7/25/2016 | 44 | |
| 9/19/2016 | 74 | |
| 11/17/2016 | 34 | |
| 2/2/2017 | 96 | |
| 3/24/2017 | 82 | |
| 5/3/2017 | 42 | |
| 10/5/2017 | 50 | |
| 1/25/2018 | 60 | |
| 6/21/2018 | 76 | |
| 9/27/2018 | 62 | |
| 1/28/2019 | 69 | |
| 6/26/2019 | <10 | |
| 9/12/2019 | 87 | |
| 3/18/2020 | 64 | |
| 9/15/2020 | 51 | |
| 3/17/2021 | 67 | |
| 8/24/2021 | 85 | |
| 3/8/2022 | 61 | |
| 8/11/2022 | 74 | |
| 2/21/2023 | 79 | |
| 8/9/2023 | 71 | |
| 2/21/2024 | 81 | |
| 8/6/2024 | 74 | |
| 2/14/2025 | 77 | |
| 8/13/2025 | 65 | |
| 1/21/2026 | | 81 |

ND substitution: RL or RL/2 if <15% NDs.

# Prediction Limit

Constituent: TDS (mg/L) Analysis Run 3/23/2026 2:08 PM View: Appendix III - Intrawell

Plant Wansley Client: Southern Company Data: Wansley Landfill

| | GWC-20 | GWC-20 |
|---|---|---|
| 3/30/2016 | 88 | |
| 5/26/2016 | 65 | |
| 7/25/2016 | 80 | |
| 9/20/2016 | 84 | |
| 11/17/2016 | 84 | |
| 2/2/2017 | 100 | |
| 3/28/2017 | 82 | |
| 5/4/2017 | 88 | |
| 10/6/2017 | 120 | |
| 12/1/2017 | 100 | |
| 1/26/2018 | 96 | |
| 6/21/2018 | 78 | |
| 9/27/2018 | 110 | |
| 1/28/2019 | 95 | |
| 6/25/2019 | 100 | |
| 9/11/2019 | 74 | |
| 3/18/2020 | 78 | |
| 9/15/2020 | 82 | |
| 3/16/2021 | 100 | |
| 8/24/2021 | 96 | |
| 3/7/2022 | 72 | |
| 8/16/2022 | 100 | |
| 2/22/2023 | 98 | |
| 8/9/2023 | 94 | |
| 2/20/2024 | 100 | |
| 8/2/2024 | 100 | |
| 2/14/2025 | 99 | |
| 8/12/2025 | 100 | |
| 1/21/2026 | | 82 |

# Prediction Limit

Constituent: TDS (mg/L) Analysis Run 3/23/2026 2:08 PM View: Appendix III - Intrawell

Plant Wansley Client: Southern Company Data: Wansley Landfill

| | GWC-21 | GWC-21 |
|---|---|---|
| 3/30/2016 | 42 | |
| 5/26/2016 | 42 | |
| 7/26/2016 | 48 | |
| 9/20/2016 | 56 | |
| 11/17/2016 | 34 | |
| 2/2/2017 | 36 | |
| 3/28/2017 | 48 | |
| 5/4/2017 | 22 | |
| 10/6/2017 | 70 | |
| 12/1/2017 | 42 | |
| 1/26/2018 | 52 | |
| 6/20/2018 | 36 | |
| 9/27/2018 | 56 | |
| 1/24/2019 | 42 | |
| 6/25/2019 | 63 | |
| 9/11/2019 | 16 | |
| 3/18/2020 | 49 | |
| 9/15/2020 | 54 | |
| 3/16/2021 | 65 | |
| 8/19/2021 | 84 | |
| 3/7/2022 | 43 | |
| 8/16/2022 | 68 | |
| 2/21/2023 | 50 | |
| 8/9/2023 | 80 | |
| 2/19/2024 | 53 | |
| 7/30/2024 | 62 | |
| 2/11/2025 | 68 | |
| 8/12/2025 | 63 | |
| 1/20/2026 | | <10 |

ND substitution: RL or RL/2 if <15% NDs.

# Prediction Limit

Constituent: TDS (mg/L) Analysis Run 3/23/2026 2:08 PM View: Appendix III - Intrawell

Plant Wansley Client: Southern Company Data: Wansley Landfill

| | GWC-22 | GWC-22 |
|---|---|---|
| 3/31/2016 | 102 | |
| 5/26/2016 | 108 | |
| 7/26/2016 | 82 | |
| 9/20/2016 | 100 | |
| 11/17/2016 | 110 | |
| 2/3/2017 | 110 | |
| 3/28/2017 | 98 | |
| 5/3/2017 | 98 | |
| 10/5/2017 | <5 | |
| 1/25/2018 | 98 | |
| 6/20/2018 | 94 | |
| 10/1/2018 | 100 | |
| 1/24/2019 | 100 | |
| 6/25/2019 | 110 | |
| 9/10/2019 | 120 | |
| 3/18/2020 | 93 | |
| 9/10/2020 | 100 | |
| 3/15/2021 | 89 | |
| 8/19/2021 | 120 | |
| 3/8/2022 | 89 | |
| 8/17/2022 | 110 | |
| 2/14/2023 | 110 | |
| 8/14/2023 | 110 | |
| 2/14/2024 | 110 | |
| 8/6/2024 | 110 | |
| 2/11/2025 | 110 | |
| 8/12/2025 | 110 | |
| 1/20/2026 | | 80 |

ND substitution: RL or RL/2 if <15% NDs.

# Prediction Limit

Constituent: TDS (mg/L) Analysis Run 3/23/2026 2:08 PM View: Appendix III - Intrawell

Plant Wansley Client: Southern Company Data: Wansley Landfill

| | GWC-23 | GWC-23 |
|---|---|---|
| 3/29/2016 | 53 | |
| 5/25/2016 | 33 | |
| 7/27/2016 | 30 | |
| 9/20/2016 | 42 | |
| 11/18/2016 | 4 (J) | |
| 2/3/2017 | 20 | |
| 3/28/2017 | 38 | |
| 5/4/2017 | 54 | |
| 10/5/2017 | 26 | |
| 1/25/2018 | 32 | |
| 6/20/2018 | 54 | |
| 10/1/2018 | 140 (O) | |
| 1/25/2019 | <10 | |
| 6/26/2019 | 44 | |
| 9/12/2019 | 58 | |
| 3/18/2020 | 29 | |
| 9/10/2020 | 40 | |
| 3/18/2021 | 29 | |
| 8/23/2021 | 47 | |
| 3/9/2022 | 40 | |
| 8/16/2022 | 42 | |
| 2/21/2023 | 44 | |
| 8/15/2023 | 45 | |
| 2/19/2024 | 43 | |
| 7/30/2024 | 43 | |
| 2/11/2025 | 43 | |
| 8/12/2025 | 41 | |
| 1/22/2026 | | 49 |

ND substitution: RL or RL/2 if <15% NDs.

# Prediction Limit

Constituent: TDS (mg/L) Analysis Run 3/23/2026 2:08 PM View: Appendix III - Intrawell

Plant Wansley Client: Southern Company Data: Wansley Landfill

| | GWC-24 | GWC-24 |
|---|---|---|
| 3/30/2016 | 39 | |
| 5/25/2016 | 30 | |
| 7/27/2016 | 28 | |
| 9/16/2016 | 22 | |
| 11/18/2016 | 28 | |
| 2/3/2017 | 26 | |
| 3/29/2017 | 28 | |
| 5/4/2017 | 30 | |
| 10/5/2017 | 12 | |
| 1/25/2018 | 20 | |
| 6/27/2018 | 24 | |
| 9/28/2018 | 16 | |
| 1/31/2019 | 30 | |
| 6/26/2019 | <10 | |
| 9/11/2019 | <10 | |
| 3/12/2020 | 23 | |
| 9/15/2020 | 21 | |
| 3/18/2021 | 20 | |
| 8/19/2021 | 30 | |
| 3/10/2022 | 15 | |
| 8/18/2022 | 25 | |
| 2/16/2023 | 19 | |
| 8/16/2023 | 28 | |
| 2/22/2024 | 45 | |
| 8/6/2024 | 31 | |
| 2/14/2025 | 26 | |
| 8/14/2025 | 23 | |
| 1/21/2026 | | 47 |

ND substitution: RL or RL/2 if <15% NDs.

# Prediction Limit

Constituent: TDS (mg/L) Analysis Run 3/23/2026 2:08 PM View: Appendix III - Intrawell

Plant Wansley Client: Southern Company Data: Wansley Landfill

| | GWC-25 | GWC-25 |
|---|---|---|
| 3/28/2016 | 90 | |
| 5/26/2016 | 75 | |
| 7/27/2016 | 78 | |
| 9/19/2016 | 100 | |
| 11/15/2016 | 110 | |
| 1/24/2017 | 96 | |
| 3/23/2017 | 96 | |
| 5/2/2017 | 100 | |
| 10/5/2017 | 86 | |
| 1/25/2018 | 100 | |
| 6/27/2018 | 60 | |
| 9/26/2018 | 60 | |
| 1/24/2019 | 54 | |
| 6/25/2019 | 58 | |
| 9/11/2019 | 53 | |
| 3/12/2020 | 76 | |
| 9/14/2020 | 44 | |
| 3/17/2021 | 56 | |
| 8/19/2021 | 81 | |
| 3/8/2022 | 59 | |
| 8/10/2022 | 77 | |
| 2/21/2023 | 74 | |
| 8/15/2023 | 85 | |
| 2/21/2024 | 82 | |
| 8/1/2024 | 82 | |
| 2/14/2025 | 75 | |
| 8/13/2025 | 69 | |
| 1/21/2026 | | 97 |

# Prediction Limit

Constituent: TDS (mg/L) Analysis Run 3/23/2026 2:08 PM View: Appendix III - Intrawell

Plant Wansley Client: Southern Company Data: Wansley Landfill

| | GWC-26 | GWC-26 |
|---|---|---|
| 3/24/2016 | 48 | |
| 5/25/2016 | 42 | |
| 7/26/2016 | 20 | |
| 9/19/2016 | 48 | |
| 11/14/2016 | 40 | |
| 1/19/2017 | 10 | |
| 3/16/2017 | <5 | |
| 5/1/2017 | 10 | |
| 10/4/2017 | 60 | |
| 1/22/2018 | 40 | |
| 6/27/2018 | 8 | |
| 9/27/2018 | 86 | |
| 1/24/2019 | 34 | |
| 6/25/2019 | 49 | |
| 9/12/2019 | 61 | |
| 3/13/2020 | 32 | |
| 9/15/2020 | 43 | |
| 3/17/2021 | 35 | |
| 8/19/2021 | 50 | |
| 3/9/2022 | 28 | |
| 8/10/2022 | 39 | |
| 2/21/2023 | 42 | |
| 8/16/2023 | 46 | |
| 2/20/2024 | 42 | |
| 8/2/2024 | 39 | |
| 2/13/2025 | 39 | |
| 8/13/2025 | 36 | |
| 1/22/2026 | | 46 |

ND substitution: RL or RL/2 if <15% NDs.

# Prediction Limit

Constituent: TDS (mg/L) Analysis Run 3/23/2026 2:08 PM View: Appendix III - Intrawell

Plant Wansley Client: Southern Company Data: Wansley Landfill

| | GWC-27 | GWC-27 |
|---|---|---|
| 3/23/2016 | 46 | |
| 5/24/2016 | 34 | |
| 7/26/2016 | 16 | |
| 9/19/2016 | 52 | |
| 11/11/2016 | 56 | |
| 1/20/2017 | 38 | |
| 3/16/2017 | 32 | |
| 4/28/2017 | 46 | |
| 10/3/2017 | 12 | |
| 1/19/2018 | <10 | |
| 6/27/2018 | 54 | |
| 9/27/2018 | 58 | |
| 1/24/2019 | <10 | |
| 6/26/2019 | <10 | |
| 9/12/2019 | 50 | |
| 3/12/2020 | 26 | |
| 9/9/2020 | 52 | |
| 3/18/2021 | 34 | |
| 8/23/2021 | 30 | |
| 3/8/2022 | 25 | |
| 8/10/2022 | 46 | |
| 2/20/2023 | 34 | |
| 8/15/2023 | 51 | |
| 2/20/2024 | 40 | |
| 7/30/2024 | 44 | |
| 2/11/2025 | 40 | |
| 8/13/2025 | 37 | |
| 1/21/2026 | | 17 |

ND substitution: RL or RL/2 if <15% NDs.

# Prediction Limit

Constituent: TDS (mg/L) Analysis Run 3/23/2026 2:08 PM View: Appendix III - Intrawell

Plant Wansley Client: Southern Company Data: Wansley Landfill

| | GWC-30 | GWC-30 |
|---|---|---|
| 3/23/2016 | 51 | |
| 5/20/2016 | 58 | |
| 7/21/2016 | 42 | |
| 9/20/2016 | 52 | |
| 11/14/2016 | 38 | |
| 1/24/2017 | 36 | |
| 3/17/2017 | 48 | |
| 5/1/2017 | 10 | |
| 10/4/2017 | 74 | |
| 1/24/2018 | 10 | |
| 6/21/2018 | 28 | |
| 10/3/2018 | 42 | |
| 1/30/2019 | 53 | |
| 6/27/2019 | 30 | |
| 9/10/2019 | 46 | |
| 3/11/2020 | 44 | |
| 9/10/2020 | 40 | |
| 3/18/2021 | 49 | |
| 8/23/2021 | 54 | |
| 3/2/2022 | 41 | |
| 8/10/2022 | 54 | |
| 2/14/2023 | 53 | |
| 8/16/2023 | 55 | |
| 2/21/2024 | 56 | |
| 8/5/2024 | 55 | |
| 2/13/2025 | 57 | |
| 8/14/2025 | 60 | |
| 1/21/2026 | | 63 |

# Prediction Limit

Constituent: TDS (mg/L) Analysis Run 3/23/2026 2:08 PM View: Appendix III - Intrawell

Plant Wansley Client: Southern Company Data: Wansley Landfill

| | GWC-31 |
|---|---|
| 3/30/2016 | 128 |
| 5/25/2016 | 118 |
| 1/25/2017 | 120 |
| 7/19/2017 | 100 |
| 9/6/2017 | 90 |
| 10/6/2017 | 120 |
| 1/23/2018 | 70 |
| 6/27/2018 | 92 |
| 10/3/2018 | 86 |
| 1/31/2019 | 160 |
| 6/26/2019 | 110 |
| 3/17/2020 | 86 |
| 9/11/2020 | 110 |
| 3/16/2021 | 96 |
| 8/25/2021 | 110 |
| 3/10/2022 | 87 |
| 8/16/2022 | 74 |
| 2/22/2023 | 90 |
| 8/16/2023 | 100 |
| 2/21/2024 | 90 |
| 2/18/2025 | 79 |
| 8/15/2025 | 110 |

# Prediction Limit

Constituent: TDS (mg/L) Analysis Run 3/23/2026 2:08 PM View: Appendix III - Intrawell

Plant Wansley Client: Southern Company Data: Wansley Landfill

| | GWC-32 | GWC-32 |
|---|---|---|
| 3/23/2016 | 75 | |
| 5/24/2016 | 83 | |
| 7/22/2016 | 76 | |
| 9/16/2016 | 84 | |
| 11/15/2016 | 94 | |
| 1/26/2017 | 68 | |
| 3/24/2017 | 110 | |
| 5/2/2017 | 76 | |
| 10/6/2017 | 130 | |
| 12/1/2017 | 110 | |
| 1/23/2018 | 110 | |
| 6/26/2018 | 66 | |
| 10/2/2018 | 100 | |
| 1/30/2019 | 91 | |
| 6/27/2019 | 47 | |
| 9/12/2019 | 100 | |
| 3/18/2020 | 120 | |
| 9/15/2020 | 92 | |
| 3/17/2021 | 79 | |
| 8/24/2021 | 94 | |
| 3/9/2022 | 74 | |
| 8/10/2022 | 90 | |
| 2/15/2023 | 79 | |
| 8/15/2023 | 84 | |
| 2/20/2024 | 83 | |
| 8/6/2024 | 90 | |
| 2/19/2025 | 80 | |
| 8/14/2025 | 89 | |
| 1/21/2026 | | 91 |

# Prediction Limit

Constituent: TDS (mg/L) Analysis Run 3/23/2026 2:08 PM View: Appendix III - Intrawell

Plant Wansley Client: Southern Company Data: Wansley Landfill

| | GWC-33 | GWC-33 |
|---|---|---|
| 3/23/2016 | 80 | |
| 11/17/2016 | 140 | |
| 1/25/2017 | 160 | |
| 3/23/2017 | 120 | |
| 5/1/2017 | 72 | |
| 7/19/2017 | 120 | |
| 8/4/2017 | 90 | |
| 8/24/2017 | 82 | |
| 9/6/2017 | 58 | |
| 10/5/2017 | 74 | |
| 1/23/2018 | 100 | |
| 6/26/2018 | 100 | |
| 10/2/2018 | 120 | |
| 1/30/2019 | 100 | |
| 6/26/2019 | 100 | |
| 9/12/2019 | 110 | |
| 3/12/2020 | 120 | |
| 9/16/2020 | 94 | |
| 3/18/2021 | 93 | |
| 8/24/2021 | 100 | |
| 3/9/2022 | 97 | |
| 8/15/2022 | 92 | |
| 2/20/2023 | 87 | |
| 8/15/2023 | 100 | |
| 2/20/2024 | 97 | |
| 7/31/2024 | 96 | |
| 2/19/2025 | 95 | |
| 8/19/2025 | 70 | |
| 1/22/2026 | | 79 |

# Prediction Limit

Constituent: TDS (mg/L) Analysis Run 3/23/2026 2:08 PM View: Appendix III - Intrawell

Plant Wansley Client: Southern Company Data: Wansley Landfill

| | GWC-34 | GWC-34 |
|---|---|---|
| 3/24/2016 | 55 | |
| 5/23/2016 | 61 | |
| 7/21/2016 | 32 | |
| 9/15/2016 | 62 | |
| 11/15/2016 | 56 | |
| 1/25/2017 | <5 | |
| 3/22/2017 | 58 | |
| 5/1/2017 | 22 | |
| 10/3/2017 | 16 | |
| 1/23/2018 | 64 | |
| 6/20/2018 | <5 | |
| 10/2/2018 | 98 | |
| 1/28/2019 | 33 | |
| 6/26/2019 | 61 | |
| 9/11/2019 | 20 | |
| 3/11/2020 | 36 | |
| 9/11/2020 | 36 | |
| 3/16/2021 | 46 | |
| 8/24/2021 | 44 | |
| 3/2/2022 | 42 | |
| 8/10/2022 | 53 | |
| 2/20/2023 | 48 | |
| 8/16/2023 | 52 | |
| 2/22/2024 | 56 | |
| 8/5/2024 | 53 | |
| 2/13/2025 | 52 | |
| 8/14/2025 | 60 | |
| 1/22/2026 | | 40 |

ND substitution: RL or RL/2 if <15% NDs.

# Prediction Limit

Constituent: TDS (mg/L) Analysis Run 3/23/2026 2:08 PM View: Appendix III - Intrawell

Plant Wansley Client: Southern Company Data: Wansley Landfill

| | GWC-35 | GWC-35 |
|---|---|---|
| 3/24/2016 | 33 | |
| 5/23/2016 | 48 | |
| 7/21/2016 | 36 | |
| 9/15/2016 | 38 | |
| 11/15/2016 | 44 | |
| 1/26/2017 | <5 | |
| 3/22/2017 | 34 | |
| 5/2/2017 | 4 (J) | |
| 10/3/2017 | 26 | |
| 1/23/2018 | 56 | |
| 6/19/2018 | 28 | |
| 10/1/2018 | 40 | |
| 1/21/2019 | 17 | |
| 6/26/2019 | 46 | |
| 9/12/2019 | 51 | |
| 3/11/2020 | 42 | |
| 9/11/2020 | 32 | |
| 3/16/2021 | 42 | |
| 8/18/2021 | 50 | |
| 3/2/2022 | 28 | |
| 8/15/2022 | 52 | |
| 2/20/2023 | 53 | |
| 8/16/2023 | 64 | |
| 2/22/2024 | | 81 |
| 8/5/2024 | | 93 |
| 2/18/2025 | | 82 |
| 8/14/2025 | | 120 |
| 1/22/2026 | | 55 |

ND substitution: RL or RL/2 if <15% NDs.

# FIGURE K.

# Appendix III Interwell Prediction Limits - Two-Step - All Results (No Significant)

Plant Wansley Client: Southern Company Data: Wansley Landfill Printed 3/23/2026, 2:58 PM

| Constituent | Well | Upper Lim. | Lower Lim. | Date | Observ. | Sig. | Bg N | Bg Mean | Std. Dev. | %NDs | ND Adj. | Transform | Alpha | Method |
|---|---|---|---|---|---|---|---|---|---|---|---|---|---|---|
| Sulfate (mg/L) | GWC-8 | 150 | n/a | 1/22/2026 | 68 | No | 159 | n/a | n/a | 17.61 | n/a | n/a | 0.00007701 | NP Inter (normality) 1 of 2 |
| Sulfate (mg/L) | GWC-35 | 150 | n/a | 1/22/2026 | 9.7 | No | 159 | n/a | n/a | 17.61 | n/a | n/a | 0.00007701 | NP Inter (normality) 1 of 2 |
| TDS (mg/L) | GWC-24 | 410 | n/a | 1/21/2026 | 47 | No | 158 | n/a | n/a | 6.962 | n/a | n/a | 0.00007814 | NP Inter (normality) 1 of 2 |

Sanitas™ v.10.1.06 Software licensed to Groundwater Stats Consulting. UG

Within Limit

## Prediction Limit

Interwell Non-parametric

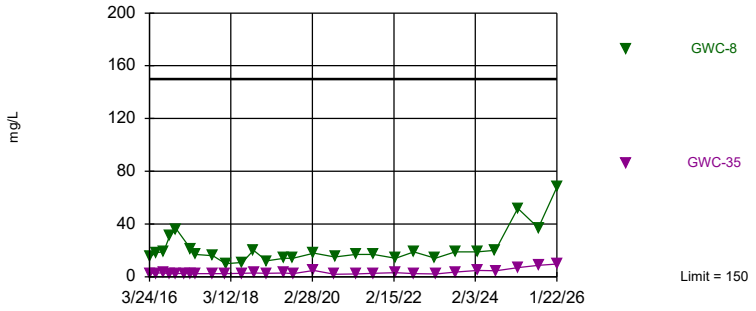


Non-parametric test used in lieu of parametric prediction limit because the Chi Squared normality test showed the data to be non-normal at the 0.01 alpha level. Limit is highest of 159 background values. 17.61% NDs. Annual per-constituent alpha = 0.004457. Individual comparison alpha = 0.00007701 (1 of 2). Comparing 2 points to limit. Assumes 27 future values.

Constituent: Sulfate Analysis Run 3/23/2026 2:54 PM View: Appendix III - Interwell - Two Step

Plant Wansley Client: Southern Company Data: Wansley Landfill

Sanitas™ v.10.1.06 Software licensed to Groundwater Stats Consulting. UG

Hollow symbols indicate censored values.

Within Limit

## Prediction Limit

Interwell Non-parametric

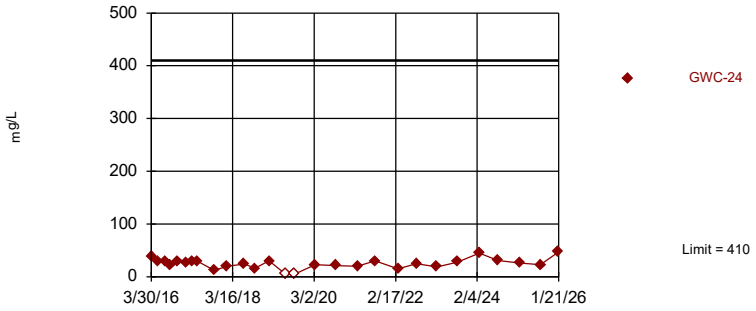


Non-parametric test used in lieu of parametric prediction limit because the Chi Squared normality test showed the data to be non-normal at the 0.01 alpha level. Limit is highest of 158 background values. 6.962% NDs. Annual per-constituent alpha = 0.004522. Individual comparison alpha = 0.00007814 (1 of 2). Assumes 28 future values.

Constituent: TDS Analysis Run 3/23/2026 2:54 PM View: Appendix III - Interwell - Two Step

Plant Wansley Client: Southern Company Data: Wansley Landfill

# Prediction Limit

Constituent: Sulfate (mg/L) Analysis Run 3/23/2026 2:58 PM View: Appendix III - Interwell - Two Step

Plant Wansley Client: Southern Company Data: Wansley Landfill

| | GWA-29 (bg) | GWA-28 (bg) | GWA-4 (bg) | GWA-2 (bg) | GWA-1 (bg) | GWC-35 | GWC-8 | GWA-3 (bg) |
|---|---|---|---|---|---|---|---|---|
| 3/22/2016 | 8.4662 | 1.1423 | | | | | | |
| 3/23/2016 | | | 9.0208 | 1.001 | <1 | | | |
| 3/24/2016 | | | | | | 2.7482 | | |
| 3/29/2016 | | | | | | | 15.2958 | |
| 3/31/2016 | | | | | | | | 202.982 (O) |
| 5/19/2016 | 10 | | 10 | | | | | |
| 5/20/2016 | | | | | <1 | | | |
| 5/23/2016 | | 1.44 | | | | 2.76 | | |
| 5/24/2016 | | | | 0.576 (J) | | | 18.5 | |
| 5/25/2016 | | | | | | | | 95.7 |
| 7/21/2016 | 13 | | 10 | | <1 | 2.8 | | |
| 7/25/2016 | | 1.1 | | | | | | |
| 7/26/2016 | | | | 0.91 (J) | | | 19 | |
| 7/27/2016 | | | | | | | | 110 |
| 9/14/2016 | | | 9.7 | | | | | |
| 9/15/2016 | | 0.99 (J) | | | <1 | 2.4 | | |
| 9/16/2016 | | | | 0.87 (J) | | | | |
| 9/19/2016 | | | | | | | 31 | |
| 11/9/2016 | | 1.1 | | | | | | |
| 11/10/2016 | | | 8.1 | 0.79 (J) | | | | |
| 11/11/2016 | | | | | <1 | | | |
| 11/15/2016 | | | | | | 2.3 | | |
| 11/16/2016 | | | | | | | 36 | |
| 1/17/2017 | 7.6 | 0.85 (J) | 15 | | | | | |
| 1/19/2017 | | | | 0.87 (J) | <1 | | | |
| 1/26/2017 | | | | | | 2.7 | 49 (O) | |
| 3/15/2017 | 6.3 | | | | | | | |
| 3/16/2017 | | 1.2 | 9.1 | | <1 | | | |
| 3/17/2017 | | | | 1.8 | | | | |
| 3/22/2017 | | | | | | 2.4 | | |
| 3/23/2017 | | | | | | | 21 | |
| 4/27/2017 | 8 | <1 | 9.6 | | | | | |
| 4/28/2017 | | | | 1.7 | <1 | | | |
| 5/2/2017 | | | | | | 2.5 | | |
| 5/3/2017 | | | | | | | 17 | |
| 7/18/2017 | 6 | | | | | | | |
| 8/1/2017 | 7.7 | | | | | | | |
| 10/3/2017 | 7 | 1.4 | 9.8 | 1.9 | | 2.5 | | 150 |
| 10/4/2017 | | | | | <1 | | | |
| 10/5/2017 | | | | | | | 16 | |
| 1/19/2018 | 5.7 | 1.1 | | 1.8 | <1 | | | |
| 1/22/2018 | | | 10 | | | | | |
| 1/23/2018 | | | | | | 2.4 | | |
| 1/24/2018 | | | | | | | 10 | |
| 3/15/2018 | 5.6 | 0.74 (J) | | | | | | |
| 6/19/2018 | 7 | 0.94 (J) | 10 | 1 | <1 | 2.7 | | |
| 6/20/2018 | | | | | | | | 100 |
| 6/21/2018 | | | | | | | 11 | |
| 9/25/2018 | 9.1 | 1.3 | 9.7 | 0.78 (J) | <1 | | | |
| 9/26/2018 | | | | | | | 20 | |
| 10/1/2018 | | | | | | 2.8 | | |
| 1/17/2019 | | | 9.4 | 2.5 | 0.5 (J) | | | |

ND substitution: RL or RL/2 if <15% NDs.

# Prediction Limit

Constituent: Sulfate (mg/L) Analysis Run 3/23/2026 2:58 PM View: Appendix III - Interwell - Two Step

Plant Wansley Client: Southern Company Data: Wansley Landfill

| | GWA-29 (bg) | GWA-28 (bg) | GWA-4 (bg) | GWA-2 (bg) | GWA-1 (bg) | GWC-35 | GWC-8 | GWA-3 (bg) |
|---|---|---|---|---|---|---|---|---|
| 1/18/2019 | 6.4 | | | | | | | 34 |
| 1/21/2019 | | 1.6 | | | | 2.7 | | |
| 1/22/2019 | | | | | | | 12 | |
| 6/24/2019 | | | 10 | 0.91 (J) | <1 | | | |
| 6/25/2019 | 26 | 2.2 | | | | | 14 | <1 |
| 6/26/2019 | | | | | | 2.8 | | |
| 9/9/2019 | | | | | <1 | | | |
| 9/10/2019 | 9.2 | 1.3 | 11 | 0.9 (J) | | | 14 | |
| 9/11/2019 | | | | | | | | 43 |
| 9/12/2019 | | | | | | 2.3 | | |
| 3/10/2020 | 6 | 3 | 12 | 2.5 | 1.7 | | | 16 |
| 3/11/2020 | | | | | | 4.7 | | |
| 3/12/2020 | | | | | | | 18 | |
| 9/9/2020 | 6.5 | 1.4 | 9.4 | | <1 | | | 29 |
| 9/10/2020 | | | | 1 | | | | |
| 9/11/2020 | | | | | | 2 | | |
| 9/14/2020 | | | | | | | 15 | |
| 3/15/2021 | 6.8 | 0.95 (J) | 7.7 | 1.5 | <1 | | | 36 |
| 3/16/2021 | | | | | | 2.2 | 17 | |
| 8/16/2021 | | 1.1 | | | <1 | | | |
| 8/18/2021 | 6.7 | | 9.7 | 0.9 (J) | | 2.7 | | 51 |
| 8/20/2021 | | | | | | | 17 | |
| 2/28/2022 | | | | | <1 | | | |
| 3/1/2022 | | 1 | 9.6 | 2 | | | | 64 |
| 3/2/2022 | 6 | | | | | 3.2 | 14 | |
| 8/9/2022 | 7.8 | 0.7 (J) | 10 | 0.54 (J) | <1 | | | 48 |
| 8/11/2022 | | | | | | | 19 | |
| 8/15/2022 | | | | | | 2.4 | | |
| 2/13/2023 | 4.3 | | | | | | | |
| 2/14/2023 | | 1.2 | 9.3 | 2.5 | <1 | | | 70 |
| 2/15/2023 | | | | | | | 14 | |
| 2/20/2023 | | | | | | 2.2 | | |
| 8/8/2023 | 8.7 | | | | | | | 36 |
| 8/9/2023 | | 1.2 | 10 | 1.2 | <1 | | 19 | |
| 8/16/2023 | | | | | | 3.5 | | |
| 2/13/2024 | | | | | <1 | | | |
| 2/14/2024 | 3.3 | 0.61 (J) | 8.2 | 6.7 | | | | |
| 2/21/2024 | | | | | | | 19 | |
| 2/22/2024 | | | | | | 4.7 | | |
| 7/29/2024 | | 0.95 (J) | 8.6 | | | | | |
| 7/30/2024 | 6.3 | | | 2.5 | <1 | | 20 | |
| 7/31/2024 | | | | | | | | 69 |
| 8/5/2024 | | | | | | 4.5 | | |
| 2/10/2025 | | 1 | 11 | | | | | |
| 2/11/2025 | 5.4 | | | 15 | 0.44 (J) | | | |
| 2/13/2025 | | | | | | | 52 | |
| 2/18/2025 | | | | | | 7 | | |
| 8/12/2025 | 8 | 1.1 | 8.1 | 3.5 | <1 | | | |
| 8/13/2025 | | | | | | | 37 | <1 |
| 8/14/2025 | | | | | | 8.6 | | |
| 1/20/2026 | 4 | 1 | 11 | 18 | <1 | | | |
| 1/22/2026 | | | | | | 9.7 | 68 | |

ND substitution: RL or RL/2 if <15% NDs.

# Prediction Limit

Constituent: TDS (mg/L) Analysis Run 3/23/2026 2:58 PM View: Appendix III - Interwell - Two Step

Plant Wansley Client: Southern Company Data: Wansley Landfill

| | GWA-29 (bg) | GWA-28 (bg) | GWA-4 (bg) | GWA-2 (bg) | GWA-1 (bg) | GWC-24 | GWA-3 (bg) |
|---|---|---|---|---|---|---|---|
| 3/22/2016 | 92 | 69 | | | | | |
| 3/23/2016 | | | 139 | 41 | <10 | | |
| 3/30/2016 | | | | | | 39 | |
| 3/31/2016 | | | | | | | 401 |
| 5/19/2016 | 99 | | 175 | | | | |
| 5/20/2016 | | | | | <10 | | |
| 5/23/2016 | | 92 | | | | | |
| 5/24/2016 | | | | 51 | | | |
| 5/25/2016 | | | | | | 30 | 150 |
| 7/21/2016 | 100 | | 170 | | 14 | | |
| 7/25/2016 | | 38 | | | | | |
| 7/26/2016 | | | | 8 | | | |
| 7/27/2016 | | | | | | 28 | 250 |
| 9/14/2016 | | | 150 | | | | |
| 9/15/2016 | | 64 | | | 12 | | |
| 9/16/2016 | | | | 40 | | 22 | |
| 11/9/2016 | | 80 | | | | | |
| 11/10/2016 | | | 180 | 58 | | | |
| 11/11/2016 | | | | | 4 (J) | | |
| 11/18/2016 | | | | | | 28 | |
| 1/17/2017 | 66 | 54 | 130 | | | | |
| 1/19/2017 | | | | 28 | <10 | | |
| 2/3/2017 | | | | | | 26 | |
| 3/15/2017 | 88 | | | | | | |
| 3/16/2017 | | 40 | 180 | | 14 | | |
| 3/17/2017 | | | | <10 | | | |
| 3/29/2017 | | | | | | 28 | |
| 4/27/2017 | 92 | 84 | 160 | | | | |
| 4/28/2017 | | | | <10 | <10 | | |
| 5/4/2017 | | | | | | 30 | |
| 7/18/2017 | 84 | | | | | | |
| 8/1/2017 | 60 | | | | | | |
| 10/3/2017 | 46 | 70 | 140 | 36 | | | 410 |
| 10/4/2017 | | | | | 34 | | |
| 10/5/2017 | | | | | | 12 | |
| 1/19/2018 | 4 (J) | 36 | | 10 | <10 | | |
| 1/22/2018 | | | 140 | | | | |
| 1/25/2018 | | | | | | 20 | |
| 6/19/2018 | 66 | 70 | 160 | <10 | 16 | | |
| 6/20/2018 | | | | | | | 230 |
| 6/27/2018 | | | | | | 24 | |
| 9/25/2018 | 80 | 36 | 130 | 32 | 24 | | |
| 9/28/2018 | | | | | | 16 | |
| 1/17/2019 | | | 160 | 46 | 20 | | |
| 1/18/2019 | 81 | | | | | | 140 |
| 1/21/2019 | | 58 | | | | | |
| 1/31/2019 | | | | | | 30 | |
| 6/24/2019 | | | 170 | 72 | 21 | | |
| 6/25/2019 | 97 | 88 | | | | | 130 |
| 6/26/2019 | | | | | | <10 | |
| 9/9/2019 | | | | | 16 | | |
| 9/10/2019 | 120 | 86 | 190 | 52 | | | |

ND substitution: RL or RL/2 if <15% NDs.

# Prediction Limit

Constituent: TDS (mg/L) Analysis Run 3/23/2026 2:58 PM View: Appendix III - Interwell - Two Step

Plant Wansley Client: Southern Company Data: Wansley Landfill

| | GWA-29 (bg) | GWA-28 (bg) | GWA-4 (bg) | GWA-2 (bg) | GWA-1 (bg) | GWC-24 | GWA-3 (bg) |
|---|---|---|---|---|---|---|---|
| 9/11/2019 | | | | | | <10 | 130 |
| 3/10/2020 | 50 | 40 | 190 | 43 | 12 | | 170 |
| 3/12/2020 | | | | | | 23 | |
| 9/9/2020 | 58 | 43 | 170 | | 12 | | 150 |
| 9/10/2020 | | | | 40 | | | |
| 9/15/2020 | | | | | | 21 | |
| 3/15/2021 | 77 | 54 | 120 | 39 | <10 | | 170 |
| 3/18/2021 | | | | | | 20 | |
| 8/16/2021 | | 50 | | | 15 | | |
| 8/18/2021 | 76 | | 150 | 50 | | | 170 |
| 8/19/2021 | | | | | | 30 | |
| 2/28/2022 | | | | | 25 | | |
| 3/1/2022 | | 72 | 140 | 26 | | | 180 |
| 3/2/2022 | 85 | | | | | | |
| 3/10/2022 | | | | | | 15 | |
| 8/9/2022 | 93 | 85 | 190 | 52 | 21 | | 180 |
| 8/18/2022 | | | | | | 25 | |
| 2/13/2023 | 88 | | | | | | |
| 2/14/2023 | | 90 | 150 | 43 | 17 | | 160 |
| 2/16/2023 | | | | | | 19 | |
| 8/8/2023 | 97 | | | | | | 220 |
| 8/9/2023 | | 76 | 160 | 47 | <10 | | |
| 8/16/2023 | | | | | | 28 | |
| 2/13/2024 | | | | | 18 | | |
| 2/14/2024 | 84 | 82 | 170 | 46 | | | |
| 2/22/2024 | | | | | | 45 | |
| 7/29/2024 | | 81 | 150 | | | | |
| 7/30/2024 | 83 | | | 48 | 16 | | |
| 7/31/2024 | | | | | | | 190 |
| 8/6/2024 | | | | | | 31 | |
| 2/10/2025 | | 91 | 170 | | | | |
| 2/11/2025 | 84 | | | 57 | 22 | | |
| 2/14/2025 | | | | | | 26 | |
| 8/12/2025 | 86 | 87 | 180 | 38 | 22 | | |
| 8/13/2025 | | | | | | | 190 |
| 8/14/2025 | | | | | | 23 | |
| 1/20/2026 | 45 | 50 | 160 | 27 | <10 | | |
| 1/21/2026 | | | | | | 47 | |

ND substitution: RL or RL/2 if <15% NDs.

FIGURE L.

# Appendix III Interwell Prediction Limits - Significant Results

Plant Wansley Client: Southern Company Data: Wansley Landfill Printed 4/6/2026, 12:15 PM

| Constituent | Well | Upper Lim. | Lower Lim. | Date | Observ. | Sig. | Bg N | Bg Mean | Std. Dev. | %NDs | ND Adj. | Transform | Alpha | Method |
|---|---|---|---|---|---|---|---|---|---|---|---|---|---|---|
| **Boron (mg/L)** | **GWC-12** | **0.08** | **n/a** | **1/21/2026** | **0.11** | **Yes** | **160** | **n/a** | **n/a** | **97.5** | **n/a** | **n/a** | **0.00007588** | **NP Inter (NDs) 1 of 2** |
| **Boron (mg/L)** | **GWC-14** | **0.08** | **n/a** | **1/20/2026** | **0.96** | **Yes** | **160** | **n/a** | **n/a** | **97.5** | **n/a** | **n/a** | **0.00007588** | **NP Inter (NDs) 1 of 2** |
| **Boron (mg/L)** | **GWC-35** | **0.08** | **n/a** | **1/22/2026** | **0.13** | **Yes** | **160** | **n/a** | **n/a** | **97.5** | **n/a** | **n/a** | **0.00007588** | **NP Inter (NDs) 1 of 2** |
| **Chloride (mg/L)** | **GWC-14** | **59** | **n/a** | **1/20/2026** | **120** | **Yes** | **160** | **n/a** | **n/a** | **1.25** | **n/a** | **n/a** | **0.00007588** | **NP Inter (normality) 1 of 2** |

# Appendix III Interwell Prediction Limits - All Results

Plant Wansley Client: Southern Company Data: Wansley Landfill Printed 4/6/2026, 12:15 PM

| Constituent | Well | Upper Lim. | Lower Lim. | Date | Observ. | Sig. | Bg N | Bg Mean | Std. Dev. | %NDs | ND Adj. | Transform | Alpha | Method |
|---|---|---|---|---|---|---|---|---|---|---|---|---|---|---|
| Boron (mg/L) | GWC-5 | 0.08 | n/a | 1/21/2026 | 0.08ND | No | 160 | n/a | n/a | 97.5 | n/a | n/a | 0.00007588 | NP Inter (NDs) 1 of 2 |
| Boron (mg/L) | GWC-6 | 0.08 | n/a | 1/20/2026 | 0.08ND | No | 160 | n/a | n/a | 97.5 | n/a | n/a | 0.00007588 | NP Inter (NDs) 1 of 2 |
| Boron (mg/L) | GWC-7 | 0.08 | n/a | 1/22/2026 | 0.08ND | No | 160 | n/a | n/a | 97.5 | n/a | n/a | 0.00007588 | NP Inter (NDs) 1 of 2 |
| Boron (mg/L) | GWC-8 | 0.08 | n/a | 1/22/2026 | 0.08ND | No | 160 | n/a | n/a | 97.5 | n/a | n/a | 0.00007588 | NP Inter (NDs) 1 of 2 |
| Boron (mg/L) | GWC-9 | 0.08 | n/a | 1/22/2026 | 0.061J | No | 160 | n/a | n/a | 97.5 | n/a | n/a | 0.00007588 | NP Inter (NDs) 1 of 2 |
| Boron (mg/L) | GWC-10 | 0.08 | n/a | 1/21/2026 | 0.08ND | No | 160 | n/a | n/a | 97.5 | n/a | n/a | 0.00007588 | NP Inter (NDs) 1 of 2 |
| Boron (mg/L) | GWC-11 | 0.08 | n/a | 1/21/2026 | 0.08ND | No | 160 | n/a | n/a | 97.5 | n/a | n/a | 0.00007588 | NP Inter (NDs) 1 of 2 |
| **Boron (mg/L)** | **GWC-12** | **0.08** | **n/a** | **1/21/2026** | **0.11** | **Yes** | **160** | **n/a** | **n/a** | **97.5** | **n/a** | **n/a** | **0.00007588** | **NP Inter (NDs) 1 of 2** |
| Boron (mg/L) | GWC-13 | 0.08 | n/a | 1/21/2026 | 0.08ND | No | 160 | n/a | n/a | 97.5 | n/a | n/a | 0.00007588 | NP Inter (NDs) 1 of 2 |
| **Boron (mg/L)** | **GWC-14** | **0.08** | **n/a** | **1/20/2026** | **0.96** | **Yes** | **160** | **n/a** | **n/a** | **97.5** | **n/a** | **n/a** | **0.00007588** | **NP Inter (NDs) 1 of 2** |
| Boron (mg/L) | GWC-15 | 0.08 | n/a | 1/21/2026 | 0.031J | No | 160 | n/a | n/a | 97.5 | n/a | n/a | 0.00007588 | NP Inter (NDs) 1 of 2 |
| Boron (mg/L) | GWC-16 | 0.08 | n/a | 1/21/2026 | 0.08ND | No | 160 | n/a | n/a | 97.5 | n/a | n/a | 0.00007588 | NP Inter (NDs) 1 of 2 |
| Boron (mg/L) | GWC-17 | 0.08 | n/a | 1/21/2026 | 0.08ND | No | 160 | n/a | n/a | 97.5 | n/a | n/a | 0.00007588 | NP Inter (NDs) 1 of 2 |
| Boron (mg/L) | GWC-18 | 0.08 | n/a | 1/21/2026 | 0.08ND | No | 160 | n/a | n/a | 97.5 | n/a | n/a | 0.00007588 | NP Inter (NDs) 1 of 2 |
| Boron (mg/L) | GWC-19 | 0.08 | n/a | 1/21/2026 | 0.08ND | No | 160 | n/a | n/a | 97.5 | n/a | n/a | 0.00007588 | NP Inter (NDs) 1 of 2 |
| Boron (mg/L) | GWC-20 | 0.08 | n/a | 1/21/2026 | 0.08ND | No | 160 | n/a | n/a | 97.5 | n/a | n/a | 0.00007588 | NP Inter (NDs) 1 of 2 |
| Boron (mg/L) | GWC-21 | 0.08 | n/a | 1/20/2026 | 0.08ND | No | 160 | n/a | n/a | 97.5 | n/a | n/a | 0.00007588 | NP Inter (NDs) 1 of 2 |
| Boron (mg/L) | GWC-22 | 0.08 | n/a | 1/20/2026 | 0.08ND | No | 160 | n/a | n/a | 97.5 | n/a | n/a | 0.00007588 | NP Inter (NDs) 1 of 2 |
| Boron (mg/L) | GWC-23 | 0.08 | n/a | 1/22/2026 | 0.08ND | No | 160 | n/a | n/a | 97.5 | n/a | n/a | 0.00007588 | NP Inter (NDs) 1 of 2 |
| Boron (mg/L) | GWC-24 | 0.08 | n/a | 1/21/2026 | 0.08ND | No | 160 | n/a | n/a | 97.5 | n/a | n/a | 0.00007588 | NP Inter (NDs) 1 of 2 |
| Boron (mg/L) | GWC-25 | 0.08 | n/a | 1/21/2026 | 0.08ND | No | 160 | n/a | n/a | 97.5 | n/a | n/a | 0.00007588 | NP Inter (NDs) 1 of 2 |
| Boron (mg/L) | GWC-26 | 0.08 | n/a | 1/22/2026 | 0.08ND | No | 160 | n/a | n/a | 97.5 | n/a | n/a | 0.00007588 | NP Inter (NDs) 1 of 2 |
| Boron (mg/L) | GWC-27 | 0.08 | n/a | 1/21/2026 | 0.08ND | No | 160 | n/a | n/a | 97.5 | n/a | n/a | 0.00007588 | NP Inter (NDs) 1 of 2 |
| Boron (mg/L) | GWC-30 | 0.08 | n/a | 1/21/2026 | 0.08ND | No | 160 | n/a | n/a | 97.5 | n/a | n/a | 0.00007588 | NP Inter (NDs) 1 of 2 |
| Boron (mg/L) | GWC-31 | 0.08 | n/a | 2/11/2026 | 0.08ND | No | 160 | n/a | n/a | 97.5 | n/a | n/a | 0.00007588 | NP Inter (NDs) 1 of 2 |
| Boron (mg/L) | GWC-32 | 0.08 | n/a | 1/21/2026 | 0.08ND | No | 160 | n/a | n/a | 97.5 | n/a | n/a | 0.00007588 | NP Inter (NDs) 1 of 2 |
| Boron (mg/L) | GWC-33 | 0.08 | n/a | 1/22/2026 | 0.08ND | No | 160 | n/a | n/a | 97.5 | n/a | n/a | 0.00007588 | NP Inter (NDs) 1 of 2 |
| Boron (mg/L) | GWC-34 | 0.08 | n/a | 1/22/2026 | 0.08ND | No | 160 | n/a | n/a | 97.5 | n/a | n/a | 0.00007588 | NP Inter (NDs) 1 of 2 |
| **Boron (mg/L)** | **GWC-35** | **0.08** | **n/a** | **1/22/2026** | **0.13** | **Yes** | **160** | **n/a** | **n/a** | **97.5** | **n/a** | **n/a** | **0.00007588** | **NP Inter (NDs) 1 of 2** |
| Calcium (mg/L) | GWC-5 | 72 | n/a | 1/21/2026 | 35 | No | 161 | n/a | n/a | 0 | n/a | n/a | 0.00007509 | NP Inter (normality) 1 of 2 |
| Calcium (mg/L) | GWC-6 | 72 | n/a | 1/20/2026 | 18 | No | 161 | n/a | n/a | 0 | n/a | n/a | 0.00007509 | NP Inter (normality) 1 of 2 |
| Calcium (mg/L) | GWC-7 | 72 | n/a | 1/22/2026 | 39 | No | 161 | n/a | n/a | 0 | n/a | n/a | 0.00007509 | NP Inter (normality) 1 of 2 |
| Calcium (mg/L) | GWC-8 | 72 | n/a | 1/22/2026 | 25 | No | 161 | n/a | n/a | 0 | n/a | n/a | 0.00007509 | NP Inter (normality) 1 of 2 |
| Calcium (mg/L) | GWC-9 | 72 | n/a | 1/22/2026 | 9.9 | No | 161 | n/a | n/a | 0 | n/a | n/a | 0.00007509 | NP Inter (normality) 1 of 2 |
| Calcium (mg/L) | GWC-10 | 72 | n/a | 1/21/2026 | 11 | No | 161 | n/a | n/a | 0 | n/a | n/a | 0.00007509 | NP Inter (normality) 1 of 2 |
| Calcium (mg/L) | GWC-11 | 72 | n/a | 1/21/2026 | 6.9 | No | 161 | n/a | n/a | 0 | n/a | n/a | 0.00007509 | NP Inter (normality) 1 of 2 |
| Calcium (mg/L) | GWC-12 | 72 | n/a | 1/21/2026 | 55 | No | 161 | n/a | n/a | 0 | n/a | n/a | 0.00007509 | NP Inter (normality) 1 of 2 |
| Calcium (mg/L) | GWC-13 | 72 | n/a | 1/21/2026 | 3.8 | No | 161 | n/a | n/a | 0 | n/a | n/a | 0.00007509 | NP Inter (normality) 1 of 2 |
| Calcium (mg/L) | GWC-14 | 72 | n/a | 1/20/2026 | 29 | No | 161 | n/a | n/a | 0 | n/a | n/a | 0.00007509 | NP Inter (normality) 1 of 2 |
| Calcium (mg/L) | GWC-15 | 72 | n/a | 1/21/2026 | 7.1 | No | 161 | n/a | n/a | 0 | n/a | n/a | 0.00007509 | NP Inter (normality) 1 of 2 |
| Calcium (mg/L) | GWC-16 | 72 | n/a | 1/21/2026 | 6.7 | No | 161 | n/a | n/a | 0 | n/a | n/a | 0.00007509 | NP Inter (normality) 1 of 2 |
| Calcium (mg/L) | GWC-17 | 72 | n/a | 1/21/2026 | 9.4 | No | 161 | n/a | n/a | 0 | n/a | n/a | 0.00007509 | NP Inter (normality) 1 of 2 |
| Calcium (mg/L) | GWC-18 | 72 | n/a | 1/21/2026 | 8.3 | No | 161 | n/a | n/a | 0 | n/a | n/a | 0.00007509 | NP Inter (normality) 1 of 2 |
| Calcium (mg/L) | GWC-19 | 72 | n/a | 1/21/2026 | 7.5 | No | 161 | n/a | n/a | 0 | n/a | n/a | 0.00007509 | NP Inter (normality) 1 of 2 |
| Calcium (mg/L) | GWC-20 | 72 | n/a | 1/21/2026 | 10 | No | 161 | n/a | n/a | 0 | n/a | n/a | 0.00007509 | NP Inter (normality) 1 of 2 |
| Calcium (mg/L) | GWC-21 | 72 | n/a | 1/20/2026 | 8.9 | No | 161 | n/a | n/a | 0 | n/a | n/a | 0.00007509 | NP Inter (normality) 1 of 2 |
| Calcium (mg/L) | GWC-22 | 72 | n/a | 1/20/2026 | 11 | No | 161 | n/a | n/a | 0 | n/a | n/a | 0.00007509 | NP Inter (normality) 1 of 2 |
| Calcium (mg/L) | GWC-23 | 72 | n/a | 1/22/2026 | 3.9 | No | 161 | n/a | n/a | 0 | n/a | n/a | 0.00007509 | NP Inter (normality) 1 of 2 |
| Calcium (mg/L) | GWC-24 | 72 | n/a | 1/21/2026 | 1.3 | No | 161 | n/a | n/a | 0 | n/a | n/a | 0.00007509 | NP Inter (normality) 1 of 2 |
| Calcium (mg/L) | GWC-25 | 72 | n/a | 1/21/2026 | 7 | No | 161 | n/a | n/a | 0 | n/a | n/a | 0.00007509 | NP Inter (normality) 1 of 2 |
| Calcium (mg/L) | GWC-26 | 72 | n/a | 1/22/2026 | 1.6 | No | 161 | n/a | n/a | 0 | n/a | n/a | 0.00007509 | NP Inter (normality) 1 of 2 |
| Calcium (mg/L) | GWC-27 | 72 | n/a | 1/21/2026 | 2 | No | 161 | n/a | n/a | 0 | n/a | n/a | 0.00007509 | NP Inter (normality) 1 of 2 |
| Calcium (mg/L) | GWC-30 | 72 | n/a | 1/21/2026 | 3.7 | No | 161 | n/a | n/a | 0 | n/a | n/a | 0.00007509 | NP Inter (normality) 1 of 2 |
| Calcium (mg/L) | GWC-31 | 72 | n/a | 2/11/2026 | 12 | No | 161 | n/a | n/a | 0 | n/a | n/a | 0.00007509 | NP Inter (normality) 1 of 2 |
| Calcium (mg/L) | GWC-32 | 72 | n/a | 1/21/2026 | 5.7 | No | 161 | n/a | n/a | 0 | n/a | n/a | 0.00007509 | NP Inter (normality) 1 of 2 |
| Calcium (mg/L) | GWC-33 | 72 | n/a | 1/22/2026 | 11 | No | 161 | n/a | n/a | 0 | n/a | n/a | 0.00007509 | NP Inter (normality) 1 of 2 |
| Calcium (mg/L) | GWC-34 | 72 | n/a | 1/22/2026 | 3.4 | No | 161 | n/a | n/a | 0 | n/a | n/a | 0.00007509 | NP Inter (normality) 1 of 2 |
| Calcium (mg/L) | GWC-35 | 72 | n/a | 1/22/2026 | 6.7 | No | 161 | n/a | n/a | 0 | n/a | n/a | 0.00007509 | NP Inter (normality) 1 of 2 |
| Chloride (mg/L) | GWC-5 | 59 | n/a | 1/21/2026 | 9.1 | No | 160 | n/a | n/a | 1.25 | n/a | n/a | 0.00007588 | NP Inter (normality) 1 of 2 |
| Chloride (mg/L) | GWC-6 | 59 | n/a | 1/20/2026 | 6.6 | No | 160 | n/a | n/a | 1.25 | n/a | n/a | 0.00007588 | NP Inter (normality) 1 of 2 |
| Chloride (mg/L) | GWC-7 | 59 | n/a | 1/22/2026 | 16 | No | 160 | n/a | n/a | 1.25 | n/a | n/a | 0.00007588 | NP Inter (normality) 1 of 2 |
| Chloride (mg/L) | GWC-8 | 59 | n/a | 1/22/2026 | 4.9 | No | 160 | n/a | n/a | 1.25 | n/a | n/a | 0.00007588 | NP Inter (normality) 1 of 2 |
| Chloride (mg/L) | GWC-9 | 59 | n/a | 1/22/2026 | 9 | No | 160 | n/a | n/a | 1.25 | n/a | n/a | 0.00007588 | NP Inter (normality) 1 of 2 |
| Chloride (mg/L) | GWC-10 | 59 | n/a | 1/21/2026 | 5.5 | No | 160 | n/a | n/a | 1.25 | n/a | n/a | 0.00007588 | NP Inter (normality) 1 of 2 |
| Chloride (mg/L) | GWC-11 | 59 | n/a | 1/21/2026 | 1.5 | No | 160 | n/a | n/a | 1.25 | n/a | n/a | 0.00007588 | NP Inter (normality) 1 of 2 |
| Chloride (mg/L) | GWC-12 | 59 | n/a | 1/21/2026 | 25 | No | 160 | n/a | n/a | 1.25 | n/a | n/a | 0.00007588 | NP Inter (normality) 1 of 2 |
| Chloride (mg/L) | GWC-13 | 59 | n/a | 1/21/2026 | 1.7 | No | 160 | n/a | n/a | 1.25 | n/a | n/a | 0.00007588 | NP Inter (normality) 1 of 2 |
| **Chloride (mg/L)** | **GWC-14** | **59** | **n/a** | **1/20/2026** | **120** | **Yes** | **160** | **n/a** | **n/a** | **1.25** | **n/a** | **n/a** | **0.00007588** | **NP Inter (normality) 1 of 2** |

# Appendix III Interwell Prediction Limits - All Results

Plant Wansley Client: Southern Company Data: Wansley Landfill Printed 4/6/2026, 12:15 PM

| Constituent | Well | Upper Lim. | Lower Lim. | Date | Observ. | Sig. | Bg N | Bg Mean | Std. Dev. | %NDs | ND Adj. | Transform | Alpha | Method |
|---|---|---|---|---|---|---|---|---|---|---|---|---|---|---|
| Chloride (mg/L) | GWC-15 | 59 | n/a | 1/21/2026 | 3.4 | No | 160 | n/a | n/a | 1.25 | n/a | n/a | 0.00007588 | NP Inter (normality) 1 of 2 |
| Chloride (mg/L) | GWC-16 | 59 | n/a | 1/21/2026 | 1.6 | No | 160 | n/a | n/a | 1.25 | n/a | n/a | 0.00007588 | NP Inter (normality) 1 of 2 |
| Chloride (mg/L) | GWC-17 | 59 | n/a | 1/21/2026 | 1.6 | No | 160 | n/a | n/a | 1.25 | n/a | n/a | 0.00007588 | NP Inter (normality) 1 of 2 |
| Chloride (mg/L) | GWC-18 | 59 | n/a | 1/21/2026 | 1.9 | No | 160 | n/a | n/a | 1.25 | n/a | n/a | 0.00007588 | NP Inter (normality) 1 of 2 |
| Chloride (mg/L) | GWC-19 | 59 | n/a | 1/21/2026 | 1.9 | No | 160 | n/a | n/a | 1.25 | n/a | n/a | 0.00007588 | NP Inter (normality) 1 of 2 |
| Chloride (mg/L) | GWC-20 | 59 | n/a | 1/21/2026 | 2.3 | No | 160 | n/a | n/a | 1.25 | n/a | n/a | 0.00007588 | NP Inter (normality) 1 of 2 |
| Chloride (mg/L) | GWC-21 | 59 | n/a | 1/20/2026 | 2.6 | No | 160 | n/a | n/a | 1.25 | n/a | n/a | 0.00007588 | NP Inter (normality) 1 of 2 |
| Chloride (mg/L) | GWC-22 | 59 | n/a | 1/20/2026 | 1.6 | No | 160 | n/a | n/a | 1.25 | n/a | n/a | 0.00007588 | NP Inter (normality) 1 of 2 |
| Chloride (mg/L) | GWC-23 | 59 | n/a | 1/22/2026 | 2 | No | 160 | n/a | n/a | 1.25 | n/a | n/a | 0.00007588 | NP Inter (normality) 1 of 2 |
| Chloride (mg/L) | GWC-24 | 59 | n/a | 1/21/2026 | 4.8 | No | 160 | n/a | n/a | 1.25 | n/a | n/a | 0.00007588 | NP Inter (normality) 1 of 2 |
| Chloride (mg/L) | GWC-25 | 59 | n/a | 1/21/2026 | 9 | No | 160 | n/a | n/a | 1.25 | n/a | n/a | 0.00007588 | NP Inter (normality) 1 of 2 |
| Chloride (mg/L) | GWC-26 | 59 | n/a | 1/22/2026 | 3.2 | No | 160 | n/a | n/a | 1.25 | n/a | n/a | 0.00007588 | NP Inter (normality) 1 of 2 |
| Chloride (mg/L) | GWC-27 | 59 | n/a | 1/21/2026 | 1.2 | No | 160 | n/a | n/a | 1.25 | n/a | n/a | 0.00007588 | NP Inter (normality) 1 of 2 |
| Chloride (mg/L) | GWC-30 | 59 | n/a | 1/21/2026 | 2.6 | No | 160 | n/a | n/a | 1.25 | n/a | n/a | 0.00007588 | NP Inter (normality) 1 of 2 |
| Chloride (mg/L) | GWC-32 | 59 | n/a | 1/21/2026 | 1.4 | No | 160 | n/a | n/a | 1.25 | n/a | n/a | 0.00007588 | NP Inter (normality) 1 of 2 |
| Chloride (mg/L) | GWC-33 | 59 | n/a | 1/22/2026 | 1.6 | No | 160 | n/a | n/a | 1.25 | n/a | n/a | 0.00007588 | NP Inter (normality) 1 of 2 |
| Chloride (mg/L) | GWC-34 | 59 | n/a | 1/22/2026 | 1.3 | No | 160 | n/a | n/a | 1.25 | n/a | n/a | 0.00007588 | NP Inter (normality) 1 of 2 |
| Chloride (mg/L) | GWC-35 | 59 | n/a | 1/22/2026 | 23 | No | 160 | n/a | n/a | 1.25 | n/a | n/a | 0.00007588 | NP Inter (normality) 1 of 2 |
| Fluoride (mg/L) | GWC-5 | 3.2 | n/a | 1/21/2026 | 0.14J | No | 158 | n/a | n/a | 40.51 | n/a | n/a | 0.00007814 | NP Inter (normality) 1 of 2 |
| Fluoride (mg/L) | GWC-6 | 3.2 | n/a | 1/20/2026 | 0.17J | No | 158 | n/a | n/a | 40.51 | n/a | n/a | 0.00007814 | NP Inter (normality) 1 of 2 |
| Fluoride (mg/L) | GWC-7 | 3.2 | n/a | 1/22/2026 | 0.28 | No | 158 | n/a | n/a | 40.51 | n/a | n/a | 0.00007814 | NP Inter (normality) 1 of 2 |
| Fluoride (mg/L) | GWC-8 | 3.2 | n/a | 1/22/2026 | 0.13J | No | 158 | n/a | n/a | 40.51 | n/a | n/a | 0.00007814 | NP Inter (normality) 1 of 2 |
| Fluoride (mg/L) | GWC-9 | 3.2 | n/a | 1/22/2026 | 0.14J | No | 158 | n/a | n/a | 40.51 | n/a | n/a | 0.00007814 | NP Inter (normality) 1 of 2 |
| Fluoride (mg/L) | GWC-10 | 3.2 | n/a | 1/21/2026 | 0.55 | No | 158 | n/a | n/a | 40.51 | n/a | n/a | 0.00007814 | NP Inter (normality) 1 of 2 |
| Fluoride (mg/L) | GWC-11 | 3.2 | n/a | 1/21/2026 | 0.15J | No | 158 | n/a | n/a | 40.51 | n/a | n/a | 0.00007814 | NP Inter (normality) 1 of 2 |
| Fluoride (mg/L) | GWC-12 | 3.2 | n/a | 1/21/2026 | 0.24 | No | 158 | n/a | n/a | 40.51 | n/a | n/a | 0.00007814 | NP Inter (normality) 1 of 2 |
| Fluoride (mg/L) | GWC-13 | 3.2 | n/a | 1/21/2026 | 0.15J | No | 158 | n/a | n/a | 40.51 | n/a | n/a | 0.00007814 | NP Inter (normality) 1 of 2 |
| Fluoride (mg/L) | GWC-14 | 3.2 | n/a | 1/20/2026 | 0.11J | No | 158 | n/a | n/a | 40.51 | n/a | n/a | 0.00007814 | NP Inter (normality) 1 of 2 |
| Fluoride (mg/L) | GWC-15 | 3.2 | n/a | 1/21/2026 | 0.17J | No | 158 | n/a | n/a | 40.51 | n/a | n/a | 0.00007814 | NP Inter (normality) 1 of 2 |
| Fluoride (mg/L) | GWC-16 | 3.2 | n/a | 1/21/2026 | 0.16J | No | 158 | n/a | n/a | 40.51 | n/a | n/a | 0.00007814 | NP Inter (normality) 1 of 2 |
| Fluoride (mg/L) | GWC-17 | 3.2 | n/a | 1/21/2026 | 0.19J | No | 158 | n/a | n/a | 40.51 | n/a | n/a | 0.00007814 | NP Inter (normality) 1 of 2 |
| Fluoride (mg/L) | GWC-18 | 3.2 | n/a | 1/21/2026 | 0.089J | No | 158 | n/a | n/a | 40.51 | n/a | n/a | 0.00007814 | NP Inter (normality) 1 of 2 |
| Fluoride (mg/L) | GWC-19 | 3.2 | n/a | 1/21/2026 | 0.36 | No | 158 | n/a | n/a | 40.51 | n/a | n/a | 0.00007814 | NP Inter (normality) 1 of 2 |
| Fluoride (mg/L) | GWC-20 | 3.2 | n/a | 1/21/2026 | 0.16J | No | 158 | n/a | n/a | 40.51 | n/a | n/a | 0.00007814 | NP Inter (normality) 1 of 2 |
| Fluoride (mg/L) | GWC-21 | 3.2 | n/a | 1/20/2026 | 0.14J | No | 158 | n/a | n/a | 40.51 | n/a | n/a | 0.00007814 | NP Inter (normality) 1 of 2 |
| Fluoride (mg/L) | GWC-22 | 3.2 | n/a | 1/20/2026 | 0.15J | No | 158 | n/a | n/a | 40.51 | n/a | n/a | 0.00007814 | NP Inter (normality) 1 of 2 |
| Fluoride (mg/L) | GWC-23 | 3.2 | n/a | 1/22/2026 | 0.12J | No | 158 | n/a | n/a | 40.51 | n/a | n/a | 0.00007814 | NP Inter (normality) 1 of 2 |
| Fluoride (mg/L) | GWC-24 | 3.2 | n/a | 1/21/2026 | 0.11J | No | 158 | n/a | n/a | 40.51 | n/a | n/a | 0.00007814 | NP Inter (normality) 1 of 2 |
| Fluoride (mg/L) | GWC-25 | 3.2 | n/a | 1/21/2026 | 0.19J | No | 158 | n/a | n/a | 40.51 | n/a | n/a | 0.00007814 | NP Inter (normality) 1 of 2 |
| Fluoride (mg/L) | GWC-26 | 3.2 | n/a | 1/22/2026 | 0.15J | No | 158 | n/a | n/a | 40.51 | n/a | n/a | 0.00007814 | NP Inter (normality) 1 of 2 |
| Fluoride (mg/L) | GWC-27 | 3.2 | n/a | 1/21/2026 | 0.53 | No | 158 | n/a | n/a | 40.51 | n/a | n/a | 0.00007814 | NP Inter (normality) 1 of 2 |
| Fluoride (mg/L) | GWC-30 | 3.2 | n/a | 1/21/2026 | 0.21 | No | 158 | n/a | n/a | 40.51 | n/a | n/a | 0.00007814 | NP Inter (normality) 1 of 2 |
| Fluoride (mg/L) | GWC-32 | 3.2 | n/a | 1/21/2026 | 1.9 | No | 158 | n/a | n/a | 40.51 | n/a | n/a | 0.00007814 | NP Inter (normality) 1 of 2 |
| Fluoride (mg/L) | GWC-33 | 3.2 | n/a | 1/22/2026 | 2.4 | No | 158 | n/a | n/a | 40.51 | n/a | n/a | 0.00007814 | NP Inter (normality) 1 of 2 |
| Fluoride (mg/L) | GWC-34 | 3.2 | n/a | 1/22/2026 | 0.24 | No | 158 | n/a | n/a | 40.51 | n/a | n/a | 0.00007814 | NP Inter (normality) 1 of 2 |
| Fluoride (mg/L) | GWC-35 | 3.2 | n/a | 1/22/2026 | 0.3 | No | 158 | n/a | n/a | 40.51 | n/a | n/a | 0.00007814 | NP Inter (normality) 1 of 2 |

Sanitas™ v.10.1.06 Software licensed to Groundwater Stats Consulting. UG
Hollow symbols indicate censored values.

Exceeds Limit: GWC-12, GWC-14, GWC-35

## Prediction Limit

Interwell Non-parametric

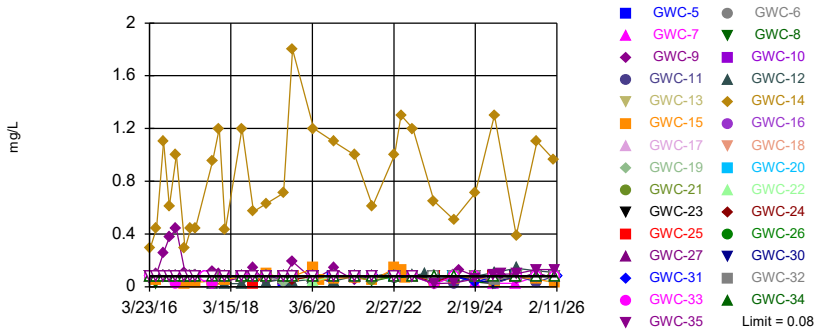


Non-parametric test used in lieu of parametric prediction limit because censored data exceeded 50%. Limit is highest of 160 background values. 97.5% NDs. Annual per-constituent alpha = 0.004391. Individual comparison alpha = 0.00007588 (1 of 2). Comparing 29 points to limit.

Constituent: Boron Analysis Run 4/6/2026 12:14 PM View: Appendix III - Interwell

Plant Wansley Client: Southern Company Data: Wansley Landfill

Sanitas™ v.10.1.06 Software licensed to Groundwater Stats Consulting. UG
Hollow symbols indicate censored values.

Within Limit

## Prediction Limit

Interwell Non-parametric

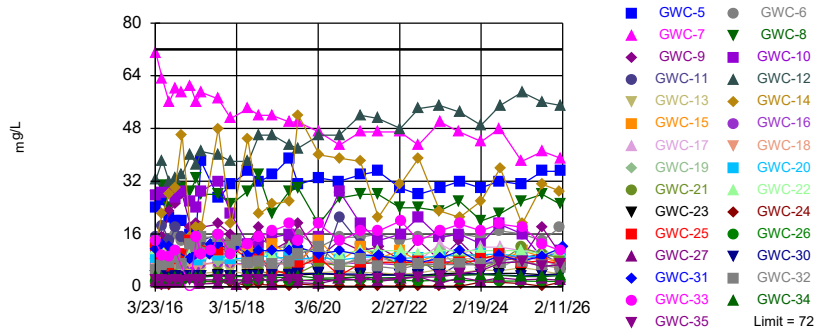


Non-parametric test used in lieu of parametric prediction limit because the Chi Squared normality test showed the data to be non-normal at the 0.01 alpha level. Limit is highest of 161 background values. Annual per-constituent alpha = 0.004346. Individual comparison alpha = 0.00007509 (1 of 2). Comparing 29 points to limit.

Constituent: Calcium Analysis Run 4/6/2026 12:14 PM View: Appendix III - Interwell

Plant Wansley Client: Southern Company Data: Wansley Landfill

Sanitas™ v.10.1.06 Software licensed to Groundwater Stats Consulting. UG
Hollow symbols indicate censored values.

Exceeds Limit: GWC-14

## Prediction Limit

Interwell Non-parametric

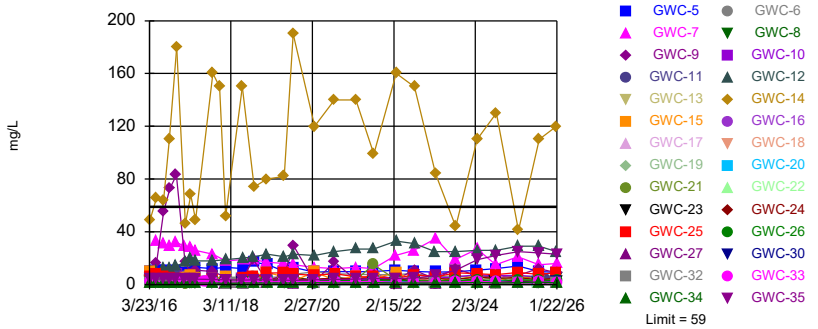


Non-parametric test used in lieu of parametric prediction limit because the Chi Squared normality test showed the data to be non-normal at the 0.01 alpha level. Limit is highest of 160 background values. 1.25% NDs. Annual per-constituent alpha = 0.004391. Individual comparison alpha = 0.00007588 (1 of 2). Comparing 28 points to limit. Assumes 1 future value.

Constituent: Chloride Analysis Run 4/6/2026 12:14 PM View: Appendix III - Interwell

Plant Wansley Client: Southern Company Data: Wansley Landfill

Sanitas™ v.10.1.06 Software licensed to Groundwater Stats Consulting. UG
Hollow symbols indicate censored values.

Within Limit

## Prediction Limit

Interwell Non-parametric

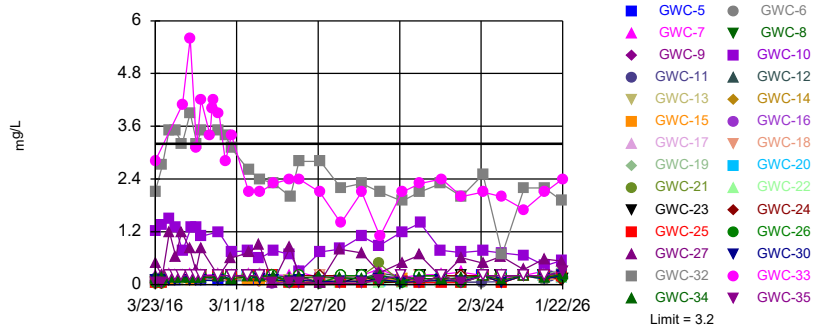


Non-parametric test used in lieu of parametric prediction limit because the Chi Squared normality test showed the data to be non-normal at the 0.01 alpha level. Limit is highest of 158 background values. 40.51% NDs. Annual per-constituent alpha = 0.004522. Individual comparison alpha = 0.00007814 (1 of 2). Comparing 28 points to limit. Assumes 1 future value.

Constituent: Fluoride Analysis Run 4/6/2026 12:14 PM View: Appendix III - Interwell

Plant Wansley Client: Southern Company Data: Wansley Landfill

# Prediction Limit

Constituent: Boron (mg/L) Analysis Run 4/6/2026 12:15 PM View: Appendix III - Interwell

Plant Wansley Client: Southern Company Data: Wansley Landfill

| | GWA-28 (bg) | GWA-29 (bg) | GWA-1 (bg) | GWA-4 (bg) | GWA-2 (bg) | GWC-32 | GWC-30 | GWC-27 | GWC-33 |
|---|---|---|---|---|---|---|---|---|---|
| 3/22/2016 | <0.08 | <0.08 | | | | | | | |
| 3/23/2016 | | | <0.08 | <0.08 | <0.08 | <0.08 | <0.08 | <0.08 | <0.08 |
| 3/24/2016 | | | | | | | | | |
| 3/28/2016 | | | | | | | | | |
| 3/29/2016 | | | | | | | | | |
| 3/30/2016 | | | | | | | | | |
| 3/31/2016 | | | | | | | | | |
| 5/19/2016 | | <0.08 | | <0.08 | | | | | |
| 5/20/2016 | | | <0.08 | | | | <0.08 | | |
| 5/23/2016 | <0.08 | | | | | | | | |
| 5/24/2016 | | | | | <0.08 | <0.08 | | <0.08 | <0.08 |
| 5/25/2016 | | | | | | | | | |
| 5/26/2016 | | | | | | | | | |
| 7/21/2016 | | <0.08 | <0.08 | <0.08 | | | <0.08 | | |
| 7/22/2016 | | | | | | <0.08 | | | <0.08 |
| 7/25/2016 | <0.08 | | | | | | | | |
| 7/26/2016 | | | | | <0.08 | | | <0.08 | |
| 7/27/2016 | | | | | | | | | |
| 9/14/2016 | | | | <0.08 | | | | | |
| 9/15/2016 | <0.08 | | <0.08 | | | | | | |
| 9/16/2016 | | | | | <0.08 | <0.08 | | | <0.08 |
| 9/19/2016 | | | | | | | | <0.08 | |
| 9/20/2016 | | | | | | | <0.08 | | |
| 11/9/2016 | <0.08 | | | | | | | | |
| 11/10/2016 | | | | <0.08 | <0.08 | | | | |
| 11/11/2016 | | | <0.08 | | | | | <0.08 | |
| 11/14/2016 | | | | | | | <0.08 | | |
| 11/15/2016 | | | | | | <0.08 | | | |
| 11/16/2016 | | | | | | | | | |
| 11/17/2016 | | | | | | | | | 0.023 (J) |
| 11/18/2016 | | | | | | | | | |
| 1/17/2017 | <0.08 | <0.08 | | <0.08 | | | | | |
| 1/19/2017 | | | <0.08 | | <0.08 | | | | |
| 1/20/2017 | | | | | | | | <0.08 | |
| 1/24/2017 | | | | | | | <0.08 | | |
| 1/25/2017 | | | | | | | | | <0.08 |
| 1/26/2017 | | | | | | <0.08 | | | |
| 1/31/2017 | | | | | | | | | |
| 2/1/2017 | | | | | | | | | |
| 2/2/2017 | | | | | | | | | |
| 2/3/2017 | | | | | | | | | |
| 3/15/2017 | | <0.08 | | | | | | | |
| 3/16/2017 | <0.08 | | <0.08 | <0.08 | | | | <0.08 | |
| 3/17/2017 | | | | | <0.08 | | <0.08 | | |
| 3/22/2017 | | | | | | | | | |
| 3/23/2017 | | | | | | | | | <0.08 |
| 3/24/2017 | | | | | | <0.08 | | | |
| 3/28/2017 | | | | | | | | | |
| 3/29/2017 | | | | | | | | | |
| 4/27/2017 | <0.08 | <0.08 | | <0.08 | | | | | |
| 4/28/2017 | | | <0.08 | | <0.08 | | | <0.08 | |
| 5/1/2017 | | | | | | | <0.08 | | <0.08 |

ND substitution: RL or RL/2 if <15% NDs.

# Prediction Limit

Constituent: Boron (mg/L) Analysis Run 4/6/2026 12:15 PM View: Appendix III - Interwell

Plant Wansley Client: Southern Company Data: Wansley Landfill

| | GWA-28 (bg) | GWA-29 (bg) | GWA-1 (bg) | GWA-4 (bg) | GWA-2 (bg) | GWC-32 | GWC-30 | GWC-27 | GWC-33 |
|---|---|---|---|---|---|---|---|---|---|
| 5/2/2017 | | | | | | <0.08 | | | |
| 5/3/2017 | | | | | | | | | |
| 5/4/2017 | | | | | | | | | |
| 7/18/2017 | | 0.027 (J) | | | | | | | |
| 7/19/2017 | | | | | | | | | |
| 8/1/2017 | | <0.08 | | | | | | | |
| 8/4/2017 | | | | | | | | | <0.08 |
| 10/3/2017 | <0.08 | <0.08 | | <0.08 | <0.08 | | | <0.08 | |
| 10/4/2017 | | | <0.08 | | | | <0.08 | | |
| 10/5/2017 | | | | | | | | | 0.025 (J) |
| 10/6/2017 | | | | | | <0.08 | | | |
| 12/1/2017 | | | | | | | | | |
| 1/19/2018 | <0.08 | <0.08 | <0.08 | | <0.08 | | | <0.08 | |
| 1/22/2018 | | | | <0.08 | | | | | |
| 1/23/2018 | | | | | | <0.08 | | | <0.08 |
| 1/24/2018 | | | | | | | <0.08 | | |
| 1/25/2018 | | | | | | | | | |
| 1/26/2018 | | | | | | | | | |
| 6/19/2018 | <0.08 | <0.08 | <0.08 | <0.08 | <0.08 | | | | |
| 6/20/2018 | | | | | | | | | |
| 6/21/2018 | | | | | | | <0.08 | | |
| 6/25/2018 | | | | | | | | | |
| 6/26/2018 | | | | | | <0.08 | | | <0.08 |
| 6/27/2018 | | | | | | | | <0.08 | |
| 9/25/2018 | <0.08 | <0.08 | <0.08 | <0.08 | <0.08 | | | | |
| 9/26/2018 | | | | | | | | | |
| 9/27/2018 | | | | | | | | <0.08 | |
| 9/28/2018 | | | | | | | | | |
| 10/1/2018 | | | | | | | | | |
| 10/2/2018 | | | | | | <0.08 | | | <0.08 |
| 10/3/2018 | | | | | | | <0.08 | | |
| 1/17/2019 | | | <0.08 | <0.08 | <0.08 | | | | |
| 1/18/2019 | | <0.08 | | | | | | | |
| 1/21/2019 | <0.08 | | | | | | | | |
| 1/22/2019 | | | | | | | | | |
| 1/24/2019 | | | | | | | | <0.08 | |
| 1/25/2019 | | | | | | | | | |
| 1/28/2019 | | | | | | | | | |
| 1/30/2019 | | | | | | <0.08 | <0.08 | | <0.08 |
| 1/31/2019 | | | | | | | | | |
| 6/24/2019 | | | 0.034 (J) | <0.08 | <0.08 | | | | |
| 6/25/2019 | <0.08 | <0.08 | | | | | | | |
| 6/26/2019 | | | | | | | | <0.08 | <0.08 |
| 6/27/2019 | | | | | | <0.08 | <0.08 | | |
| 9/9/2019 | | | <0.08 | | | | | | |
| 9/10/2019 | <0.08 | <0.08 | | <0.08 | <0.08 | | <0.08 | | |
| 9/11/2019 | | | | | | | | | |
| 9/12/2019 | | | | | | <0.08 | | <0.08 | <0.08 |
| 9/16/2019 | | | | | | | | | |
| 9/17/2019 | | | | | | | | | |
| 3/10/2020 | <0.08 | <0.08 | 0.041 (J) | <0.08 | <0.08 | | | | |
| 3/11/2020 | | | | | | | <0.08 | | |

ND substitution: RL or RL/2 if <15% NDs.

# Prediction Limit

Constituent: Boron (mg/L) Analysis Run 4/6/2026 12:15 PM View: Appendix III - Interwell

Plant Wansley Client: Southern Company Data: Wansley Landfill

| | GWA-28 (bg) | GWA-29 (bg) | GWA-1 (bg) | GWA-4 (bg) | GWA-2 (bg) | GWC-32 | GWC-30 | GWC-27 | GWC-33 |
|---|---|---|---|---|---|---|---|---|---|
| 3/12/2020 | | | | | | | | <0.08 | <0.08 |
| 3/13/2020 | | | | | | | | | |
| 3/16/2020 | | | | | | | | | |
| 3/17/2020 | | | | | | | | | |
| 3/18/2020 | | | | | | <0.08 | | | |
| 5/4/2020 | | | | | | | | | |
| 9/9/2020 | <0.08 | <0.08 | <0.08 | <0.08 | | | | <0.08 | |
| 9/10/2020 | | | | | <0.08 | | <0.08 | | |
| 9/11/2020 | | | | | | | | | |
| 9/14/2020 | | | | | | | | | |
| 9/15/2020 | | | | | | <0.08 | | | |
| 9/16/2020 | | | | | | | | | <0.08 |
| 3/15/2021 | <0.08 | <0.08 | <0.08 | <0.08 | <0.08 | | | | |
| 3/16/2021 | | | | | | | | | |
| 3/17/2021 | | | | | | <0.08 | | | |
| 3/18/2021 | | | | | | | <0.08 | <0.08 | <0.08 |
| 8/16/2021 | <0.08 | | <0.08 | | | | | | |
| 8/18/2021 | | <0.08 | | <0.08 | <0.08 | | | | |
| 8/19/2021 | | | | | | | | | |
| 8/20/2021 | | | | | | | | | |
| 8/23/2021 | | | | | | | <0.08 | <0.08 | |
| 8/24/2021 | | | | | | <0.08 | | | <0.08 |
| 8/25/2021 | | | | | | | | | |
| 2/28/2022 | | | <0.08 | | | | | | |
| 3/1/2022 | <0.08 | | | <0.08 | <0.08 | | | | |
| 3/2/2022 | | <0.08 | | | | | <0.08 | | |
| 3/7/2022 | | | | | | | | | |
| 3/8/2022 | | | | | | | | <0.08 | |
| 3/9/2022 | | | | | | <0.08 | | | <0.08 |
| 3/10/2022 | | | | | | | | | |
| 5/3/2022 | | | | | | | | | |
| 5/4/2022 | | | | | | | | | |
| 6/7/2022 | | | | | | | | | |
| 8/9/2022 | <0.08 | <0.08 | <0.08 | <0.08 | <0.08 | | | | |
| 8/10/2022 | | | | | | <0.08 | <0.08 | <0.08 | |
| 8/11/2022 | | | | | | | | | |
| 8/15/2022 | | | | | | | | | <0.08 |
| 8/16/2022 | | | | | | | | | |
| 8/17/2022 | | | | | | | | | |
| 8/18/2022 | | | | | | | | | |
| 11/29/2022 | | | | | | | | | |
| 2/13/2023 | | <0.08 | | | | | | | |
| 2/14/2023 | <0.08 | | <0.08 | <0.08 | <0.08 | | <0.08 | | |
| 2/15/2023 | | | | | | <0.08 | | | |
| 2/16/2023 | | | | | | | | | |
| 2/17/2023 | | | | | | | | | |
| 2/20/2023 | | | | | | | | <0.08 | 0.022 (J) |
| 2/21/2023 | | | | | | | | | |
| 2/22/2023 | | | | | | | | | |
| 8/8/2023 | | <0.08 | | | | | | | |
| 8/9/2023 | <0.08 | | <0.08 | <0.08 | <0.08 | | | | |
| 8/10/2023 | | | | | | | | | |

ND substitution: RL or RL/2 if <15% NDs.

# Prediction Limit

Constituent: Boron (mg/L) Analysis Run 4/6/2026 12:15 PM View: Appendix III - Interwell

Plant Wansley Client: Southern Company Data: Wansley Landfill

| | GWA-28 (bg) | GWA-29 (bg) | GWA-1 (bg) | GWA-4 (bg) | GWA-2 (bg) | GWC-32 | GWC-30 | GWC-27 | GWC-33 |
|---|---|---|---|---|---|---|---|---|---|
| 8/14/2023 | | | | | | | | | |
| 8/15/2023 | | | | | | <0.08 | | <0.08 | <0.08 |
| 8/16/2023 | | | | | | | <0.08 | | |
| 9/27/2023 | | | | | | | | | |
| 2/13/2024 | | | <0.08 | | | | | | |
| 2/14/2024 | <0.08 | <0.08 | | 0.022 (J) | <0.08 | | | | |
| 2/19/2024 | | | | | | | | | |
| 2/20/2024 | | | | | | <0.08 | | <0.08 | <0.08 |
| 2/21/2024 | | | | | | | 0.046 (J) | | |
| 2/22/2024 | | | | | | | | | |
| 7/29/2024 | <0.08 | | | <0.08 | | | | | |
| 7/30/2024 | | <0.08 | <0.08 | | <0.08 | | | <0.08 | |
| 7/31/2024 | | | | | | | | | <0.08 |
| 8/1/2024 | | | | | | | | | |
| 8/2/2024 | | | | | | | | | |
| 8/5/2024 | | | | | | | 0.033 (J) | | |
| 8/6/2024 | | | | | | 0.051 (J) | | | |
| 8/7/2024 | | | | | | | | | |
| 9/30/2024 | | | | | | | | | |
| 2/10/2025 | <0.08 | | | <0.08 | | | | | |
| 2/11/2025 | | <0.08 | <0.08 | | <0.08 | | | <0.08 | |
| 2/13/2025 | | | | | | | <0.08 | | |
| 2/14/2025 | | | | | | | | | |
| 2/17/2025 | | | | | | | | | |
| 2/18/2025 | | | | | | | | | |
| 2/19/2025 | | | | | | <0.08 | | | <0.08 |
| 8/12/2025 | <0.08 | <0.08 | <0.08 | <0.08 | <0.08 | | | | |
| 8/13/2025 | | | | | | | | <0.08 | |
| 8/14/2025 | | | | | | <0.08 | <0.08 | | |
| 8/15/2025 | | | | | | | | | |
| 8/18/2025 | | | | | | | | | |
| 8/19/2025 | | | | | | | | | <0.08 |
| 1/20/2026 | <0.08 | <0.08 | <0.08 | <0.08 | <0.08 | | | | |
| 1/21/2026 | | | | | | <0.08 | <0.08 | <0.08 | |
| 1/22/2026 | | | | | | | | | <0.08 |
| 2/11/2026 | | | | | | | | | |

ND substitution: RL or RL/2 if <15% NDs.

# Prediction Limit

Constituent: Boron (mg/L) Analysis Run 4/6/2026 12:15 PM View: Appendix III - Interwell

Plant Wansley Client: Southern Company Data: Wansley Landfill

| | GWC-35 | GWC-26 | GWC-34 | GWC-5 | GWC-6 | GWC-25 | GWC-13 | GWC-12 | GWC-11 |
|---|---|---|---|---|---|---|---|---|---|
| 3/22/2016 | | | | | | | | | |
| 3/23/2016 | | | | | | | | | |
| 3/24/2016 | <0.08 | <0.08 | <0.08 | | | | | | |
| 3/28/2016 | | | | <0.08 | <0.08 | <0.08 | | | |
| 3/29/2016 | | | | | | | <0.08 | <0.08 | <0.08 |
| 3/30/2016 | | | | | | | | | |
| 3/31/2016 | | | | | | | | | |
| 5/19/2016 | | | | | | | | | |
| 5/20/2016 | | | | | | | | | |
| 5/23/2016 | <0.08 | | <0.08 | <0.08 | | | | | |
| 5/24/2016 | | | | | <0.08 | | | | |
| 5/25/2016 | | <0.08 | | | | <0.08 | <0.08 | <0.08 | <0.08 |
| 5/26/2016 | | | | | | | | | |
| 7/21/2016 | <0.08 | | <0.08 | <0.08 | <0.08 | | | | |
| 7/22/2016 | | | | | | | | <0.08 | |
| 7/25/2016 | | | | | | | | | <0.08 |
| 7/26/2016 | | <0.08 | | | | | <0.08 | | |
| 7/27/2016 | | | | | | <0.08 | | | |
| 9/14/2016 | | | | | | | | | |
| 9/15/2016 | <0.08 | | <0.08 | <0.08 | <0.08 | | <0.08 | <0.08 | |
| 9/16/2016 | | | | | | | | | |
| 9/19/2016 | | <0.08 | | | | <0.08 | | | <0.08 |
| 9/20/2016 | | | | | | | | | |
| 11/9/2016 | | | | | | | | | |
| 11/10/2016 | | | | | | | | | |
| 11/11/2016 | | | | | | | | | |
| 11/14/2016 | | <0.08 | | | | | | | |
| 11/15/2016 | <0.08 | | <0.08 | <0.08 | | <0.08 | | | |
| 11/16/2016 | | | | | <0.08 | | | <0.08 | <0.08 |
| 11/17/2016 | | | | | | | <0.08 | | |
| 11/18/2016 | | | | | | | | | |
| 1/17/2017 | | | | | | | | | |
| 1/19/2017 | | <0.08 | | | | | | | |
| 1/20/2017 | | | | | | | | | |
| 1/24/2017 | | | | | | <0.08 | | | |
| 1/25/2017 | | | <0.08 | | | | | | |
| 1/26/2017 | <0.08 | | | <0.08 | <0.08 | | | | |
| 1/31/2017 | | | | | | | <0.08 | <0.08 | <0.08 |
| 2/1/2017 | | | | | | | | | |
| 2/2/2017 | | | | | | | | | |
| 2/3/2017 | | | | | | | | | |
| 3/15/2017 | | | | | | | | | |
| 3/16/2017 | | <0.08 | | | | | | | |
| 3/17/2017 | | | | | | | | | |
| 3/22/2017 | <0.08 | | <0.08 | <0.08 | <0.08 | | | | |
| 3/23/2017 | | | | | | <0.08 | <0.08 | <0.08 | <0.08 |
| 3/24/2017 | | | | | | | | | |
| 3/28/2017 | | | | | | | | | |
| 3/29/2017 | | | | | | | | | |
| 4/27/2017 | | | | | | | | | |
| 4/28/2017 | | | | | | | | | |
| 5/1/2017 | | <0.08 | <0.08 | | | | | | |

ND substitution: RL or RL/2 if <15% NDs.

# Prediction Limit

Constituent: Boron (mg/L) Analysis Run 4/6/2026 12:15 PM View: Appendix III - Interwell

Plant Wansley Client: Southern Company Data: Wansley Landfill

| | GWC-35 | GWC-26 | GWC-34 | GWC-5 | GWC-6 | GWC-25 | GWC-13 | GWC-12 | GWC-11 |
|---|---|---|---|---|---|---|---|---|---|
| 5/2/2017 | <0.08 | | | <0.08 | <0.08 | <0.08 | | | <0.08 |
| 5/3/2017 | | | | | | | <0.08 | <0.08 | |
| 5/4/2017 | | | | | | | | | |
| 7/18/2017 | | | | | | | | | |
| 7/19/2017 | | | | | | | | | |
| 8/1/2017 | | | | | | | | | |
| 8/4/2017 | | | | | | | | | |
| 10/3/2017 | <0.08 | | <0.08 | <0.08 | <0.08 | | | | |
| 10/4/2017 | | <0.08 | | | | | | 0.022 (J) | 0.022 (J) |
| 10/5/2017 | | | | | | <0.08 | <0.08 | | |
| 10/6/2017 | | | | | | | | | |
| 12/1/2017 | | | | | | | | | |
| 1/19/2018 | | | | | | | | | |
| 1/22/2018 | | <0.08 | | | | | | | |
| 1/23/2018 | <0.08 | | <0.08 | <0.08 | <0.08 | | | | |
| 1/24/2018 | | | | | | | | 0.023 (J) | <0.08 |
| 1/25/2018 | | | | | | <0.08 | <0.08 | | |
| 1/26/2018 | | | | | | | | | |
| 6/19/2018 | <0.08 | | | | | | | | |
| 6/20/2018 | | | <0.08 | | | | <0.08 | | <0.08 |
| 6/21/2018 | | | | | | | | | |
| 6/25/2018 | | | | <0.08 | <0.08 | | | | |
| 6/26/2018 | | | | | | | | 0.024 (J) | |
| 6/27/2018 | | <0.08 | | | | <0.08 | | | |
| 9/25/2018 | | | | | <0.08 | | | | |
| 9/26/2018 | | | | | | 0.023 (J) | | | |
| 9/27/2018 | | <0.08 | | | | | | | <0.08 |
| 9/28/2018 | | | | | | | | <0.08 | |
| 10/1/2018 | <0.08 | | | | | | | | |
| 10/2/2018 | | | <0.08 | | | | <0.08 | | |
| 10/3/2018 | | | | <0.08 | | | | | |
| 1/17/2019 | | | | | | | | | |
| 1/18/2019 | | | | | | | | | |
| 1/21/2019 | <0.08 | | | | | | | | |
| 1/22/2019 | | | | | | | <0.08 | | |
| 1/24/2019 | | <0.08 | | | | <0.08 | | | <0.08 |
| 1/25/2019 | | | | | | | | 0.036 (J) | |
| 1/28/2019 | | | <0.08 | | | | | | |
| 1/30/2019 | | | | <0.08 | <0.08 | | | | |
| 1/31/2019 | | | | | | | | | |
| 6/24/2019 | | | | | | | | | |
| 6/25/2019 | | <0.08 | | | | <0.08 | <0.08 | | |
| 6/26/2019 | <0.08 | | <0.08 | 0.045 (J) | 0.044 (J) | | | 0.057 (J) | <0.08 |
| 6/27/2019 | | | | | | | | | |
| 9/9/2019 | | | | | | | | | |
| 9/10/2019 | | | | | | | | | |
| 9/11/2019 | | | <0.08 | | | <0.08 | | 0.042 (J) | |
| 9/12/2019 | <0.08 | <0.08 | | <0.08 | <0.08 | | <0.08 | | |
| 9/16/2019 | | | | | | | | | <0.08 |
| 9/17/2019 | | | | | | | | | |
| 3/10/2020 | | | | | | | | | |
| 3/11/2020 | <0.08 | | <0.08 | | | | | | |

ND substitution: RL or RL/2 if <15% NDs.

# Prediction Limit

Constituent: Boron (mg/L) Analysis Run 4/6/2026 12:15 PM View: Appendix III - Interwell

Plant Wansley Client: Southern Company Data: Wansley Landfill

| | GWC-35 | GWC-26 | GWC-34 | GWC-5 | GWC-6 | GWC-25 | GWC-13 | GWC-12 | GWC-11 |
|---|---|---|---|---|---|---|---|---|---|
| 3/12/2020 | | | | | | <0.08 | <0.08 | | |
| 3/13/2020 | | <0.08 | | | | | | | |
| 3/16/2020 | | | | <0.08 | <0.08 | | | | <0.08 |
| 3/17/2020 | | | | | | | | | |
| 3/18/2020 | | | | | | | | 0.058 (J) | |
| 5/4/2020 | | | | | | | | | |
| 9/9/2020 | | | | <0.08 | | | | | |
| 9/10/2020 | | | | | | | <0.08 | 0.043 (J) | <0.08 |
| 9/11/2020 | <0.08 | | <0.08 | | <0.08 | | | | |
| 9/14/2020 | | | | | | <0.08 | | | |
| 9/15/2020 | | <0.08 | | | | | | | |
| 9/16/2020 | | | | | | | | | |
| 3/15/2021 | | | | | | | | | |
| 3/16/2021 | <0.08 | | <0.08 | | | | | <0.08 | |
| 3/17/2021 | | <0.08 | | <0.08 | <0.08 | <0.08 | <0.08 | | <0.08 |
| 3/18/2021 | | | | | | | | | |
| 8/16/2021 | | | | | | | | | |
| 8/18/2021 | <0.08 | | | | <0.08 | | | | |
| 8/19/2021 | | <0.08 | | <0.08 | | <0.08 | | 0.077 (J) | |
| 8/20/2021 | | | | | | | | | |
| 8/23/2021 | | | | | | | <0.08 | | <0.08 |
| 8/24/2021 | | | <0.08 | | | | | | |
| 8/25/2021 | | | | | | | | | |
| 2/28/2022 | | | | | | | | | |
| 3/1/2022 | | | | | | | | | |
| 3/2/2022 | <0.08 | | <0.08 | <0.08 | <0.08 | | | | |
| 3/7/2022 | | | | | | | | 0.11 | 0.067 (J) |
| 3/8/2022 | | | | | | <0.08 | <0.08 | | |
| 3/9/2022 | | 0.066 (J) | | | | | | | |
| 3/10/2022 | | | | | | | | | |
| 5/3/2022 | | | | | | | | 0.075 (J) | |
| 5/4/2022 | | | | | | | | | |
| 6/7/2022 | | | | | | | | | |
| 8/9/2022 | | | | | | | | | |
| 8/10/2022 | | <0.08 | <0.08 | | | <0.08 | | | |
| 8/11/2022 | | | | <0.08 | <0.08 | | | | |
| 8/15/2022 | <0.08 | | | | | | <0.08 | | <0.08 |
| 8/16/2022 | | | | | | | | 0.088 | |
| 8/17/2022 | | | | | | | | | |
| 8/18/2022 | | | | | | | | | |
| 11/29/2022 | | | | | | | | 0.098 | |
| 2/13/2023 | | | | | | | | | |
| 2/14/2023 | | | | | | | | | |
| 2/15/2023 | | | | | | | | 0.077 (J) | |
| 2/16/2023 | | | | | | | | | |
| 2/17/2023 | | | | | | | | | |
| 2/20/2023 | 0.024 (J) | | <0.08 | <0.08 | 0.022 (J) | | | | |
| 2/21/2023 | | <0.08 | | | | <0.08 | <0.08 | | <0.08 |
| 2/22/2023 | | | | | | | | | |
| 8/8/2023 | | | | | | | | | |
| 8/9/2023 | | | | | | | | | |
| 8/10/2023 | | | | | | | | | |

ND substitution: RL or RL/2 if <15% NDs.

# Prediction Limit

Constituent: Boron (mg/L) Analysis Run 4/6/2026 12:15 PM View: Appendix III - Interwell

Plant Wansley Client: Southern Company Data: Wansley Landfill

| | GWC-35 | GWC-26 | GWC-34 | GWC-5 | GWC-6 | GWC-25 | GWC-13 | GWC-12 | GWC-11 |
|---|---|---|---|---|---|---|---|---|---|
| 8/14/2023 | | | | <0.08 | <0.08 | | | 0.073 (J) | 0.025 (J) |
| 8/15/2023 | | | | | | <0.08 | | | |
| 8/16/2023 | 0.028 (J) | <0.08 | <0.08 | | | | <0.08 | | |
| 9/27/2023 | | | | | | | | | |
| 2/13/2024 | | | | | | | | | |
| 2/14/2024 | | | | <0.08 | <0.08 | | | | <0.08 |
| 2/19/2024 | | | | | | | <0.08 | | |
| 2/20/2024 | | <0.08 | | | | | | 0.08 | |
| 2/21/2024 | | | | | | <0.08 | | | |
| 2/22/2024 | 0.06 (J) | | <0.08 | | | | | | |
| 7/29/2024 | | | | | | | | | |
| 7/30/2024 | | | | | | | | | |
| 7/31/2024 | | | | <0.08 | | | | | |
| 8/1/2024 | | | | | <0.08 | <0.08 | | | |
| 8/2/2024 | | <0.08 | | | | | | | |
| 8/5/2024 | 0.093 | | <0.08 | | | | <0.08 | | |
| 8/6/2024 | | | | | | | | 0.11 | 0.026 (J) |
| 8/7/2024 | | | | | | | | | |
| 9/30/2024 | 0.094 | | | | | | | | |
| 2/10/2025 | | | | | | | | | |
| 2/11/2025 | | | | | | | | | |
| 2/13/2025 | | <0.08 | <0.08 | | | | | | |
| 2/14/2025 | | | | <0.08 | | <0.08 | | | |
| 2/17/2025 | | | | | | | | 0.14 | |
| 2/18/2025 | 0.1 | | | | <0.08 | | <0.08 | | <0.08 |
| 2/19/2025 | | | | | | | | | |
| 8/12/2025 | | | | | | | | | |
| 8/13/2025 | | <0.08 | | | | <0.08 | | | |
| 8/14/2025 | 0.13 | | <0.08 | | | | | | |
| 8/15/2025 | | | | | <0.08 | | | | |
| 8/18/2025 | | | | <0.08 | | | | 0.12 | 0.036 (J) |
| 8/19/2025 | | | | | | | <0.08 | | |
| 1/20/2026 | | | | | <0.08 | | | | |
| 1/21/2026 | | | | <0.08 | | <0.08 | <0.08 | 0.11 | <0.08 |
| 1/22/2026 | 0.13 | <0.08 | <0.08 | | | | | | |
| 2/11/2026 | | | | | | | | | |

ND substitution: RL or RL/2 if <15% NDs.

# Prediction Limit

Constituent: Boron (mg/L) Analysis Run 4/6/2026 12:15 PM View: Appendix III - Interwell

Plant Wansley Client: Southern Company Data: Wansley Landfill

| | GWC-23 | GWC-9 | GWC-7 | GWC-8 | GWC-21 | GWC-20 | GWC-10 | GWC-24 | GWC-19 |
|---|---|---|---|---|---|---|---|---|---|
| 3/22/2016 | | | | | | | | | |
| 3/23/2016 | | | | | | | | | |
| 3/24/2016 | | | | | | | | | |
| 3/28/2016 | | | | | | | | | |
| 3/29/2016 | <0.08 | 0.0635 (J) | <0.08 | <0.08 | | | | | |
| 3/30/2016 | | | | | <0.08 | <0.08 | <0.08 | <0.08 | <0.08 |
| 3/31/2016 | | | | | | | | | |
| 5/19/2016 | | | | | | | | | |
| 5/20/2016 | | | | | | | | | |
| 5/23/2016 | | | | | | | | | |
| 5/24/2016 | | 0.0981 (J) | <0.08 | 0.022 (J) | | | | | |
| 5/25/2016 | <0.08 | | | | | | <0.08 | <0.08 | |
| 5/26/2016 | | | | | <0.08 | <0.08 | | | <0.08 |
| 7/21/2016 | | | | | | | | | |
| 7/22/2016 | | | <0.08 | | | | | | |
| 7/25/2016 | | 0.26 | | | | <0.08 | | | <0.08 |
| 7/26/2016 | | | | <0.08 | <0.08 | | | | |
| 7/27/2016 | <0.08 | | | | | | <0.08 | <0.08 | |
| 9/14/2016 | | | | | | | | | |
| 9/15/2016 | | | <0.08 | | | | | | |
| 9/16/2016 | | | | | | | <0.08 | <0.08 | |
| 9/19/2016 | | 0.38 | | <0.08 | | | | | <0.08 |
| 9/20/2016 | <0.08 | | | | <0.08 | <0.08 | | | |
| 11/9/2016 | | | | | | | | | |
| 11/10/2016 | | | | | | | | | |
| 11/11/2016 | | | | | | | | | |
| 11/14/2016 | | | | | | | | | |
| 11/15/2016 | | | | | | | | | |
| 11/16/2016 | | 0.44 | <0.08 | <0.08 | | | | | |
| 11/17/2016 | | | | | <0.08 | <0.08 | <0.08 | | <0.08 |
| 11/18/2016 | <0.08 | | | | | | | <0.08 | |
| 1/17/2017 | | | | | | | | | |
| 1/19/2017 | | | | | | | | | |
| 1/20/2017 | | | | | | | | | |
| 1/24/2017 | | | | | | | | | |
| 1/25/2017 | | | | | | | | | |
| 1/26/2017 | | | <0.08 | <0.08 | | | | | |
| 1/31/2017 | | 0.11 | | | | | | | |
| 2/1/2017 | | | | | | | <0.08 | | |
| 2/2/2017 | | | | | <0.08 | <0.08 | | | <0.08 |
| 2/3/2017 | <0.08 | | | | | | | <0.08 | |
| 3/15/2017 | | | | | | | | | |
| 3/16/2017 | | | | | | | | | |
| 3/17/2017 | | | | | | | | | |
| 3/22/2017 | | | <0.08 | | | | | | |
| 3/23/2017 | | 0.071 | | <0.08 | | | | | |
| 3/24/2017 | | | | | | | <0.08 | | <0.08 |
| 3/28/2017 | <0.08 | | | | <0.08 | <0.08 | | | |
| 3/29/2017 | | | | | | | | <0.08 | |
| 4/27/2017 | | | | | | | | | |
| 4/28/2017 | | | | | | | | | |
| 5/1/2017 | | | | | | | | | |

ND substitution: RL or RL/2 if <15% NDs.

# Prediction Limit

Constituent: Boron (mg/L) Analysis Run 4/6/2026 12:15 PM View: Appendix III - Interwell

Plant Wansley Client: Southern Company Data: Wansley Landfill

| | GWC-23 | GWC-9 | GWC-7 | GWC-8 | GWC-21 | GWC-20 | GWC-10 | GWC-24 | GWC-19 |
|---|---|---|---|---|---|---|---|---|---|
| 5/2/2017 | | 0.089 | <0.08 | | | | | | |
| 5/3/2017 | | | | <0.08 | | | <0.08 | | <0.08 |
| 5/4/2017 | <0.08 | | | | <0.08 | <0.08 | | <0.08 | |
| 7/18/2017 | | | | | | | | | |
| 7/19/2017 | | | | | | | | | |
| 8/1/2017 | | | | | | | | | |
| 8/4/2017 | | | | | | | | | |
| 10/3/2017 | | 0.12 | <0.08 | | | | | | |
| 10/4/2017 | | | | | | | <0.08 | | |
| 10/5/2017 | <0.08 | | | <0.08 | | | | <0.08 | <0.08 |
| 10/6/2017 | | | | | <0.08 | <0.08 | | | |
| 12/1/2017 | | 0.1 | | | | | | | |
| 1/19/2018 | | | | | | | | | |
| 1/22/2018 | | | | | | | | | |
| 1/23/2018 | | | <0.08 | | | | | | |
| 1/24/2018 | | 0.044 (J) | | <0.08 | | | | | |
| 1/25/2018 | <0.08 | | | | | | <0.08 | <0.08 | <0.08 |
| 1/26/2018 | | | | | <0.08 | <0.08 | | | |
| 6/19/2018 | | | | | | | | | |
| 6/20/2018 | <0.08 | | | | <0.08 | | | | |
| 6/21/2018 | | 0.07 | | <0.08 | | <0.08 | <0.08 | | <0.08 |
| 6/25/2018 | | | <0.08 | | | | | | |
| 6/26/2018 | | | | | | | | | |
| 6/27/2018 | | | | | | | | <0.08 | |
| 9/25/2018 | | | | | | | | | |
| 9/26/2018 | | 0.14 | | <0.08 | | | | | |
| 9/27/2018 | | | | | <0.08 | <0.08 | <0.08 | | <0.08 |
| 9/28/2018 | | | | | | | | <0.08 | |
| 10/1/2018 | <0.08 | | | | | | | | |
| 10/2/2018 | | | <0.08 | | | | | | |
| 10/3/2018 | | | | | | | | | |
| 1/17/2019 | | | | | | | | | |
| 1/18/2019 | | | | | | | | | |
| 1/21/2019 | | | <0.08 | | | | | | |
| 1/22/2019 | | 0.038 (J) | | <0.08 | | | | | |
| 1/24/2019 | | | | | <0.08 | | | | |
| 1/25/2019 | <0.08 | | | | | | | | |
| 1/28/2019 | | | | | | <0.08 | | | <0.08 |
| 1/30/2019 | | | | | | | | | |
| 1/31/2019 | | | | | | | <0.08 | <0.08 | |
| 6/24/2019 | | | | | | | | | |
| 6/25/2019 | | 0.068 (J) | <0.08 | <0.08 | <0.08 | <0.08 | | | |
| 6/26/2019 | <0.08 | | | | | | 0.053 (J) | <0.08 | 0.036 (J) |
| 6/27/2019 | | | | | | | | | |
| 9/9/2019 | | | | | | | | | |
| 9/10/2019 | | | <0.08 | <0.08 | | | | | |
| 9/11/2019 | | | | | <0.08 | <0.08 | | 0.053 (J) | |
| 9/12/2019 | <0.08 | | | | | | | | <0.08 |
| 9/16/2019 | | 0.19 | | | | | | | |
| 9/17/2019 | | | | | | | <0.08 | | |
| 3/10/2020 | | | | | | | | | |
| 3/11/2020 | | | | | | | | | |

ND substitution: RL or RL/2 if <15% NDs.

# Prediction Limit

Constituent: Boron (mg/L) Analysis Run 4/6/2026 12:15 PM View: Appendix III - Interwell

Plant Wansley Client: Southern Company Data: Wansley Landfill

| | GWC-23 | GWC-9 | GWC-7 | GWC-8 | GWC-21 | GWC-20 | GWC-10 | GWC-24 | GWC-19 |
|---|---|---|---|---|---|---|---|---|---|
| 3/12/2020 | | | <0.08 | <0.08 | | | | <0.08 | |
| 3/13/2020 | | | | | | | | | |
| 3/16/2020 | | 0.052 (J) | | | | | | | |
| 3/17/2020 | | | | | | | <0.08 | | |
| 3/18/2020 | <0.08 | | | | <0.08 | <0.08 | | | <0.08 |
| 5/4/2020 | | | | | | | | | |
| 9/9/2020 | | | | | | | | | |
| 9/10/2020 | <0.08 | | | | | | <0.08 | | |
| 9/11/2020 | | 0.14 | | | | | | | |
| 9/14/2020 | | | <0.08 | <0.08 | | | | | |
| 9/15/2020 | | | | | <0.08 | <0.08 | | <0.08 | <0.08 |
| 9/16/2020 | | | | | | | | | |
| 3/15/2021 | | | | | | | | | |
| 3/16/2021 | | 0.05 (J) | <0.08 | <0.08 | <0.08 | <0.08 | | | |
| 3/17/2021 | | | | | | | | | <0.08 |
| 3/18/2021 | <0.08 | | | | | | <0.08 | <0.08 | |
| 8/16/2021 | | | | | | | | | |
| 8/18/2021 | | | | | | | | | |
| 8/19/2021 | | | <0.08 | | 0.047 (J) | | | <0.08 | |
| 8/20/2021 | | | | 0.04 (J) | | | <0.08 | | |
| 8/23/2021 | <0.08 | | | | | | | | |
| 8/24/2021 | | | | | | <0.08 | | | <0.08 |
| 8/25/2021 | | 0.083 | | | | | | | |
| 2/28/2022 | | | | | | | | | |
| 3/1/2022 | | | | | | | | | |
| 3/2/2022 | | | <0.08 | <0.08 | | | | | |
| 3/7/2022 | | | | | <0.08 | <0.08 | | | |
| 3/8/2022 | | | | | | | <0.08 | | <0.08 |
| 3/9/2022 | <0.08 | <0.08 | | | | | | | |
| 3/10/2022 | | | | | | | | <0.08 | |
| 5/3/2022 | | | | | | | | | |
| 5/4/2022 | | | | | | | | | |
| 6/7/2022 | | | | | | | | | |
| 8/9/2022 | | | | | | | | | |
| 8/10/2022 | | | | | | | | | |
| 8/11/2022 | | | <0.08 | <0.08 | | | | | <0.08 |
| 8/15/2022 | | | | | | | | | |
| 8/16/2022 | <0.08 | 0.075 (J) | | | <0.08 | <0.08 | <0.08 | | |
| 8/17/2022 | | | | | | | | | |
| 8/18/2022 | | | | | | | | <0.08 | |
| 11/29/2022 | | | | | | | | | |
| 2/13/2023 | | | | | | | | | |
| 2/14/2023 | | | | | | | | | |
| 2/15/2023 | | 0.041 (J) | | <0.08 | | | <0.08 | | |
| 2/16/2023 | | | | | | | | 0.036 (J) | |
| 2/17/2023 | | | | | | | | | |
| 2/20/2023 | | | | | | | | | |
| 2/21/2023 | <0.08 | | <0.08 | | <0.08 | | | | <0.08 |
| 2/22/2023 | | | | | | <0.08 | | | |
| 8/8/2023 | | | | | | | | | |
| 8/9/2023 | | 0.088 | <0.08 | <0.08 | <0.08 | <0.08 | | | <0.08 |
| 8/10/2023 | | | | | | | <0.08 | | |

ND substitution: RL or RL/2 if <15% NDs.

# Prediction Limit

Constituent: Boron (mg/L) Analysis Run 4/6/2026 12:15 PM View: Appendix III - Interwell

Plant Wansley Client: Southern Company Data: Wansley Landfill

| | GWC-23 | GWC-9 | GWC-7 | GWC-8 | GWC-21 | GWC-20 | GWC-10 | GWC-24 | GWC-19 |
|---|---|---|---|---|---|---|---|---|---|
| 8/14/2023 | | | | | | | | | |
| 8/15/2023 | <0.08 | | | | | | | | |
| 8/16/2023 | | | | | | | | <0.08 | |
| 9/27/2023 | | 0.13 | | | | | | | |
| 2/13/2024 | | | | | | | | | |
| 2/14/2024 | | | | | | | | | |
| 2/19/2024 | <0.08 | 0.08 | | | <0.08 | | | | |
| 2/20/2024 | | | | | | <0.08 | <0.08 | | |
| 2/21/2024 | | | 0.035 (J) | 0.036 (J) | | | | | <0.08 |
| 2/22/2024 | | | | | | | | <0.08 | |
| 7/29/2024 | | | | | | | | | |
| 7/30/2024 | <0.08 | | | 0.025 (J) | <0.08 | | | | |
| 7/31/2024 | | 0.088 | | | | | <0.08 | | |
| 8/1/2024 | | | 0.026 (J) | | | | | | |
| 8/2/2024 | | | | | | <0.08 | | | |
| 8/5/2024 | | | | | | | | | |
| 8/6/2024 | | | | | | | | <0.08 | 0.08 |
| 8/7/2024 | | | | | | | | | |
| 9/30/2024 | | 0.089 | | | | | | | |
| 2/10/2025 | | | | | | | | | |
| 2/11/2025 | <0.08 | | | | <0.08 | | | | |
| 2/13/2025 | | | 0.027 (J) | <0.08 | | | | | |
| 2/14/2025 | | | | | | <0.08 | | <0.08 | <0.08 |
| 2/17/2025 | | | | | | | | | |
| 2/18/2025 | | 0.059 (J) | | | | | | | |
| 2/19/2025 | | | | | | | <0.08 | | |
| 8/12/2025 | <0.08 | | | | <0.08 | <0.08 | | | |
| 8/13/2025 | | 0.11 | | <0.08 | | | | | <0.08 |
| 8/14/2025 | | | | | | | | <0.08 | |
| 8/15/2025 | | | | | | | | | |
| 8/18/2025 | | | <0.08 | | | | | | |
| 8/19/2025 | | | | | | | <0.08 | | |
| 1/20/2026 | | | | | <0.08 | | | | |
| 1/21/2026 | | | | | | <0.08 | <0.08 | <0.08 | <0.08 |
| 1/22/2026 | <0.08 | 0.061 (J) | <0.08 | <0.08 | | | | | |
| 2/11/2026 | | | | | | | | | |

ND substitution: RL or RL/2 if <15% NDs.

# Prediction Limit

Constituent: Boron (mg/L) Analysis Run 4/6/2026 12:15 PM View: Appendix III - Interwell

Plant Wansley Client: Southern Company Data: Wansley Landfill

| | GWC-31 | GWC-18 | GWC-14 | GWC-17 | GWC-15 | GWC-16 | GWC-22 | GWA-3 (bg) |
|---|---|---|---|---|---|---|---|---|
| 3/22/2016 | | | | | | | | |
| 3/23/2016 | | | | | | | | |
| 3/24/2016 | | | | | | | | |
| 3/28/2016 | | | | | | | | |
| 3/29/2016 | | | | | | | | |
| 3/30/2016 | <0.08 | <0.08 | 0.291 | <0.08 | 0.0787 (J) | <0.08 | | |
| 3/31/2016 | | | | | | | <0.08 | <0.08 |
| 5/19/2016 | | | | | | | | |
| 5/20/2016 | | | | | | | | |
| 5/23/2016 | | | | | | | | |
| 5/24/2016 | | | | | | | | |
| 5/25/2016 | <0.08 | | 0.443 | <0.08 | 0.0536 (J) | <0.08 | | <0.08 |
| 5/26/2016 | | <0.08 | | | | | <0.08 | |
| 7/21/2016 | | | | | | | | |
| 7/22/2016 | | | | | | | | |
| 7/25/2016 | | <0.08 | | | | | | |
| 7/26/2016 | | | 1.1 | | <0.08 | | <0.08 | |
| 7/27/2016 | <0.08 | | | <0.08 | | <0.08 | | <0.08 |
| 9/14/2016 | | | | | | | | |
| 9/15/2016 | | | 0.61 | | | | | |
| 9/16/2016 | | | | | | <0.08 | | |
| 9/19/2016 | | <0.08 | | <0.08 | | | | |
| 9/20/2016 | | | | | <0.08 | | <0.08 | |
| 11/9/2016 | | | | | | | | |
| 11/10/2016 | | | | | | | | |
| 11/11/2016 | | | | | | | | |
| 11/14/2016 | | | | | | | | |
| 11/15/2016 | | | | | | | | |
| 11/16/2016 | | | | | | | | |
| 11/17/2016 | | <0.08 | 1 | <0.08 | <0.08 | <0.08 | <0.08 | |
| 11/18/2016 | | | | | | | | |
| 1/17/2017 | | | | | | | | |
| 1/19/2017 | | | | | | | | |
| 1/20/2017 | | | | | | | | |
| 1/24/2017 | | | | | | | | |
| 1/25/2017 | <0.08 | | | | | | | |
| 1/26/2017 | | | | | | | | |
| 1/31/2017 | | | | | | | | |
| 2/1/2017 | | <0.08 | 0.29 | <0.08 | 0.023 (J) | <0.08 | | |
| 2/2/2017 | | | | | | | | |
| 2/3/2017 | | | | | | | <0.08 | |
| 3/15/2017 | | | | | | | | |
| 3/16/2017 | | | | | | | | |
| 3/17/2017 | | | | | | | | |
| 3/22/2017 | | | | | | | | |
| 3/23/2017 | <0.08 | | 0.44 | | 0.042 (J) | | | |
| 3/24/2017 | | <0.08 | | <0.08 | | <0.08 | | |
| 3/28/2017 | | | | | | | <0.08 | |
| 3/29/2017 | | | | | | | | |
| 4/27/2017 | | | | | | | | |
| 4/28/2017 | | | | | | | | |
| 5/1/2017 | | | | | | | | |

ND substitution: RL or RL/2 if <15% NDs.

# Prediction Limit

Constituent: Boron (mg/L) Analysis Run 4/6/2026 12:15 PM View: Appendix III - Interwell

Plant Wansley Client: Southern Company Data: Wansley Landfill

| | GWC-31 | GWC-18 | GWC-14 | GWC-17 | GWC-15 | GWC-16 | GWC-22 | GWA-3 (bg) |
|---|---|---|---|---|---|---|---|---|
| 5/2/2017 | <0.08 | | | | | | | |
| 5/3/2017 | | <0.08 | 0.44 | <0.08 | 0.034 (J) | <0.08 | <0.08 | |
| 5/4/2017 | | | | | | | | |
| 7/18/2017 | | | | | | | | |
| 7/19/2017 | <0.08 | | | | | | | |
| 8/1/2017 | | | | | | | | <0.08 |
| 8/4/2017 | <0.08 | | | | | | | |
| 10/3/2017 | | | | | | | | <0.08 |
| 10/4/2017 | | | 0.95 | <0.08 | 0.044 (J) | | | |
| 10/5/2017 | | <0.08 | | | | <0.08 | <0.08 | |
| 10/6/2017 | <0.08 | | | | | | | |
| 12/1/2017 | | | 1.2 | | | | | |
| 1/19/2018 | | | | | | | | |
| 1/22/2018 | | | | | | | | |
| 1/23/2018 | <0.08 | | | | | | | |
| 1/24/2018 | | | | | | | | |
| 1/25/2018 | | <0.08 | 0.43 | <0.08 | 0.052 | <0.08 | <0.08 | |
| 1/26/2018 | | | | | | | | |
| 6/19/2018 | | | | | | | | |
| 6/20/2018 | | | 1.2 | | <0.08 | <0.08 | <0.08 | <0.08 |
| 6/21/2018 | | <0.08 | | | | | | |
| 6/25/2018 | | | | | | | | |
| 6/26/2018 | | | | <0.08 | | | | |
| 6/27/2018 | <0.08 | | | | | | | |
| 9/25/2018 | | | | | | | | |
| 9/26/2018 | | | | | | | | |
| 9/27/2018 | | | | | | | | |
| 9/28/2018 | | <0.08 | | | | | | |
| 10/1/2018 | | | 0.57 | | 0.03 (J) | <0.08 | <0.08 | |
| 10/2/2018 | | | | <0.08 | | | | |
| 10/3/2018 | <0.08 | | | | | | | |
| 1/17/2019 | | | | | | | | |
| 1/18/2019 | | | | | | | | <0.08 |
| 1/21/2019 | | | | | | | | |
| 1/22/2019 | | | 0.63 | | 0.1 | | | |
| 1/24/2019 | | | | <0.08 | | | <0.08 | |
| 1/25/2019 | | | | | | <0.08 | | |
| 1/28/2019 | | <0.08 | | | | | | |
| 1/30/2019 | | | | | | | | |
| 1/31/2019 | <0.08 | | | | | | | |
| 6/24/2019 | | | | | | | | |
| 6/25/2019 | | | 0.71 | <0.08 | 0.066 (J) | <0.08 | <0.08 | <0.08 |
| 6/26/2019 | <0.08 | | | | | | | |
| 6/27/2019 | | <0.08 | | | | | | |
| 9/9/2019 | | | | | | | | |
| 9/10/2019 | | | | | | | <0.08 | |
| 9/11/2019 | <0.08 | <0.08 | | <0.08 | | <0.08 | | <0.08 |
| 9/12/2019 | | | 1.8 | | | | | |
| 9/16/2019 | | | | | | | | |
| 9/17/2019 | | | | | <0.08 | | | |
| 3/10/2020 | | | | | | | | <0.08 |
| 3/11/2020 | | | | | | | | |

ND substitution: RL or RL/2 if <15% NDs.

# Prediction Limit

Constituent: Boron (mg/L) Analysis Run 4/6/2026 12:15 PM View: Appendix III - Interwell

Plant Wansley Client: Southern Company Data: Wansley Landfill

| | GWC-31 | GWC-18 | GWC-14 | GWC-17 | GWC-15 | GWC-16 | GWC-22 | GWA-3 (bg) |
|---|---|---|---|---|---|---|---|---|
| 3/12/2020 | | | | | | | | |
| 3/13/2020 | | | | | | | | |
| 3/16/2020 | | | | | 0.14 | | | |
| 3/17/2020 | <0.08 | <0.08 | 1.2 | <0.08 | | <0.08 | | |
| 3/18/2020 | | | | | | | 0.041 (J) | |
| 5/4/2020 | | | | | 0.049 (J) | | | |
| 9/9/2020 | | | | | | | | <0.08 |
| 9/10/2020 | | | 1.1 | | 0.064 (J) | | <0.08 | |
| 9/11/2020 | <0.08 | | | | | <0.08 | | |
| 9/14/2020 | | <0.08 | | <0.08 | | | | |
| 9/15/2020 | | | | | | | | |
| 9/16/2020 | | | | | | | | |
| 3/15/2021 | | | | | | | <0.08 | <0.08 |
| 3/16/2021 | <0.08 | <0.08 | | <0.08 | | | | |
| 3/17/2021 | | | 1 | | | <0.08 | | |
| 3/18/2021 | | | | | 0.071 (J) | | | |
| 8/16/2021 | | | | | | | | |
| 8/18/2021 | | | | | | | | <0.08 |
| 8/19/2021 | | | | | | | <0.08 | |
| 8/20/2021 | | | | <0.08 | | <0.08 | | |
| 8/23/2021 | | | 0.61 | | | | | |
| 8/24/2021 | | <0.08 | | | 0.047 (J) | | | |
| 8/25/2021 | <0.08 | | | | | | | |
| 2/28/2022 | | | | | | | | |
| 3/1/2022 | | | | | | | | <0.08 |
| 3/2/2022 | | | | | | | | |
| 3/7/2022 | | | 1 | | 0.14 | | | |
| 3/8/2022 | | <0.08 | | <0.08 | | <0.08 | <0.08 | |
| 3/9/2022 | | | | | | | | |
| 3/10/2022 | <0.08 | | | | | | | |
| 5/3/2022 | | | 1.3 | | | | | |
| 5/4/2022 | | | | | 0.13 | | | |
| 6/7/2022 | | | | | 0.067 (J) | | | |
| 8/9/2022 | | | | | | | | <0.08 |
| 8/10/2022 | | | | | | | | |
| 8/11/2022 | | <0.08 | | <0.08 | | | | |
| 8/15/2022 | | | | | | | | |
| 8/16/2022 | <0.08 | | 1.2 | | <0.08 | <0.08 | | |
| 8/17/2022 | | | | | | | <0.08 | |
| 8/18/2022 | | | | | | | | |
| 11/29/2022 | | | | | | | | |
| 2/13/2023 | | | | | | | | |
| 2/14/2023 | | | | | | | <0.08 | <0.08 |
| 2/15/2023 | | | | | | | | |
| 2/16/2023 | | | | | | | | |
| 2/17/2023 | | | 0.65 | | | | | |
| 2/20/2023 | | <0.08 | | <0.08 | | <0.08 | | |
| 2/21/2023 | | | | | 0.04 (J) | | | |
| 2/22/2023 | <0.08 | | | | | | | |
| 8/8/2023 | | | | | | | | <0.08 |
| 8/9/2023 | | <0.08 | | | | | | |
| 8/10/2023 | | | | <0.08 | | | | |

ND substitution: RL or RL/2 if <15% NDs.

# Prediction Limit

Constituent: Boron (mg/L) Analysis Run 4/6/2026 12:15 PM View: Appendix III - Interwell

Plant Wansley Client: Southern Company Data: Wansley Landfill

| | GWC-31 | GWC-18 | GWC-14 | GWC-17 | GWC-15 | GWC-16 | GWC-22 | GWA-3 (bg) |
|---|---|---|---|---|---|---|---|---|
| 8/14/2023 | | | 0.51 | | 0.061 (J) | <0.08 | <0.08 | |
| 8/15/2023 | | | | | | | | |
| 8/16/2023 | <0.08 | | | | | | | |
| 9/27/2023 | | | | | | | | |
| 2/13/2024 | | | | | | | | |
| 2/14/2024 | | | | | | | <0.08 | |
| 2/19/2024 | | | 0.71 | | | | | |
| 2/20/2024 | | | | <0.08 | | | | |
| 2/21/2024 | 0.034 (J) | <0.08 | | | 0.072 (J) | <0.08 | | |
| 2/22/2024 | | | | | | | | |
| 7/29/2024 | | | | | | | | |
| 7/30/2024 | | | | | | | | |
| 7/31/2024 | | | | | | | | <0.08 |
| 8/1/2024 | | | | | | | | |
| 8/2/2024 | <0.08 | | | | | | | |
| 8/5/2024 | | | | | | <0.08 | | |
| 8/6/2024 | | | 1.3 | | 0.041 (J) | | <0.08 | |
| 8/7/2024 | | <0.08 | | <0.08 | | | | |
| 9/30/2024 | | | | | | | | |
| 2/10/2025 | | | | | | | | |
| 2/11/2025 | | | | | | <0.08 | <0.08 | |
| 2/13/2025 | | <0.08 | | <0.08 | | | | |
| 2/14/2025 | | | | | | | | |
| 2/17/2025 | | | 0.39 | | | | | |
| 2/18/2025 | <0.08 | | | | 0.075 (J) | | | |
| 2/19/2025 | | | | | | | | |
| 8/12/2025 | | | | | | | <0.08 | |
| 8/13/2025 | | <0.08 | | <0.08 | | | | <0.08 |
| 8/14/2025 | | | | | | | | |
| 8/15/2025 | <0.08 | | | | | <0.08 | | |
| 8/18/2025 | | | | | 0.059 (J) | | | |
| 8/19/2025 | | | 1.1 | | | | | |
| 1/20/2026 | | | 0.96 | | | | <0.08 | |
| 1/21/2026 | | <0.08 | | <0.08 | 0.031 (J) | <0.08 | | <0.08 |
| 1/22/2026 | | | | | | | | |
| 2/11/2026 | <0.08 | | | | | | | |

ND substitution: RL or RL/2 if <15% NDs.

# Prediction Limit

Constituent: Calcium (mg/L) Analysis Run 4/6/2026 12:15 PM View: Appendix III - Interwell

Plant Wansley Client: Southern Company Data: Wansley Landfill

| | GWA-29 (bg) | GWA-28 (bg) | GWA-1 (bg) | GWC-32 | GWC-30 | GWC-27 | GWC-33 | GWA-4 (bg) | GWA-2 (bg) |
|---|---|---|---|---|---|---|---|---|---|
| 3/22/2016 | 4.65 | 2.86 | | | | | | | |
| 3/23/2016 | | | 0.893 | 5.18 | 3.03 | 1.73 | 13.8 | 24.2 | 3.09 |
| 3/24/2016 | | | | | | | | | |
| 3/28/2016 | | | | | | | | | |
| 3/29/2016 | | | | | | | | | |
| 3/30/2016 | | | | | | | | | |
| 3/31/2016 | | | | | | | | | |
| 5/19/2016 | 5.08 | | | | | | | 33.6 | |
| 5/20/2016 | | | 0.784 | | 3.37 | | | | |
| 5/23/2016 | | 2.81 | | | | | | | |
| 5/24/2016 | | | | 6.58 | | 0.745 | 9.38 | | 3.51 |
| 5/25/2016 | | | | | | | | | |
| 5/26/2016 | | | | | | | | | |
| 7/21/2016 | 4.7 | | 0.6 | | 2.9 | | | 30 | |
| 7/22/2016 | | | | 7.1 | | | 9 | | |
| 7/25/2016 | | 2.4 | | | | | | | |
| 7/26/2016 | | | | | | 1.4 | | | 3.1 |
| 7/27/2016 | | | | | | | | | |
| 9/14/2016 | | | | | | | | 31 | |
| 9/15/2016 | | 2.5 | 0.7 | | | | | | |
| 9/16/2016 | | | | 8.7 | | | 11 | | 3.6 |
| 9/19/2016 | | | | | | 1.2 | | | |
| 9/20/2016 | | | | | 3.2 | | | | |
| 11/9/2016 | | 2.6 | | | | | | | |
| 11/10/2016 | | | | | | | | 27 | 3.7 |
| 11/11/2016 | | | 0.59 | | | 3.3 | | | |
| 11/14/2016 | | | | | 2.8 | | | | |
| 11/15/2016 | | | | 6.9 | | | | | |
| 11/16/2016 | | | | | | | | | |
| 11/17/2016 | | | | | | | 55 (O) | | |
| 11/18/2016 | | | | | | | | | |
| 1/17/2017 | 3.7 | 2.4 | | | | | | 26 | |
| 1/19/2017 | | | 0.59 | | | | | | 4.2 |
| 1/20/2017 | | | | | | 2.2 | | | |
| 1/24/2017 | | | | | 3.1 | | | | |
| 1/25/2017 | | | | | | | <0.25 | | |
| 1/26/2017 | | | | 13 | | | | | |
| 1/31/2017 | | | | | | | | | |
| 2/1/2017 | | | | | | | | | |
| 2/2/2017 | | | | | | | | | |
| 2/3/2017 | | | | | | | | | |
| 3/15/2017 | 3.8 | | | | | | | | |
| 3/16/2017 | | 2.7 | 0.72 | | | 1 | | 27 | |
| 3/17/2017 | | | | | 2.9 | | | | 3.4 |
| 3/22/2017 | | | | | | | | | |
| 3/23/2017 | | | | | | | 15 | | |
| 3/24/2017 | | | | 12 | | | | | |
| 3/28/2017 | | | | | | | | | |
| 3/29/2017 | | | | | | | | | |
| 4/27/2017 | 3.9 | 2.4 | | | | | | 27 | |
| 4/28/2017 | | | 0.72 | | | 0.88 | | | 3.9 |
| 5/1/2017 | | | | | 3 | | 10 | | |

ND substitution: RL or RL/2 if <15% NDs.

# Prediction Limit

Constituent: Calcium (mg/L) Analysis Run 4/6/2026 12:15 PM View: Appendix III - Interwell

Plant Wansley Client: Southern Company Data: Wansley Landfill

| | GWA-29 (bg) | GWA-28 (bg) | GWA-1 (bg) | GWC-32 | GWC-30 | GWC-27 | GWC-33 | GWA-4 (bg) | GWA-2 (bg) |
|---|---|---|---|---|---|---|---|---|---|
| 5/2/2017 | | | | 15 | | | | | |
| 5/3/2017 | | | | | | | | | |
| 5/4/2017 | | | | | | | | | |
| 7/18/2017 | 3.9 | | | | | | | | |
| 7/19/2017 | | | | | | | | | |
| 8/1/2017 | 3.8 | | | | | | | | |
| 8/4/2017 | | | | | | | 11 | | |
| 10/3/2017 | 4.1 | 2.7 | | | | 1.1 | | 30 | 4.2 |
| 10/4/2017 | | | 0.73 | | 3.3 | | | | |
| 10/5/2017 | | | | | | | 16 | | |
| 10/6/2017 | | | | 15 | | | | | |
| 1/19/2018 | 3.7 | 2.6 | 0.7 | | | 2.5 | | | 3.8 |
| 1/22/2018 | | | | | | | | 33 | |
| 1/23/2018 | | | | 12 | | | 10 | | |
| 1/24/2018 | | | | | 3.2 | | | | |
| 1/25/2018 | | | | | | | | | |
| 1/26/2018 | | | | | | | | | |
| 3/15/2018 | 4 | 2.5 | | | | | | | |
| 3/16/2018 | | | | 14 | | 0.73 | | | |
| 6/19/2018 | 4.1 | 2.5 | 0.75 | | | | | 26 | 3.4 |
| 6/20/2018 | | | | | | | | | |
| 6/21/2018 | | | | | 3.3 | | | | |
| 6/25/2018 | | | | | | | | | |
| 6/26/2018 | | | | 7.1 | | | 13 | | |
| 6/27/2018 | | | | | | 2.4 | | | |
| 9/25/2018 | 4.6 | 2.8 | 0.73 | | | | | 29 | 4 |
| 9/26/2018 | | | | | | | | | |
| 9/27/2018 | | | | | | 3.4 | | | |
| 9/28/2018 | | | | | | | | | |
| 10/1/2018 | | | | | | | | | |
| 10/2/2018 | | | | 7.7 | | | 15 | | |
| 10/3/2018 | | | | | 3.3 | | | | |
| 1/17/2019 | | | 0.74 | | | | | 22 | 3.5 |
| 1/18/2019 | 4.2 | | | | | | | | |
| 1/21/2019 | | 3 | | | | | | | |
| 1/22/2019 | | | | | | | | | |
| 1/24/2019 | | | | | | 0.71 | | | |
| 1/25/2019 | | | | | | | | | |
| 1/28/2019 | | | | | | | | | |
| 1/30/2019 | | | | 7 | 3.4 | | 17 | | |
| 1/31/2019 | | | | | | | | | |
| 6/24/2019 | | | 0.76 | | | | | 27 | 5 |
| 6/25/2019 | 4.8 | 3 | | | | | | | |
| 6/26/2019 | | | | | | 3.7 | 19 | | |
| 6/27/2019 | | | | 7.6 | 3.6 | | | | |
| 9/9/2019 | | | 0.8 | | | | | | |
| 9/10/2019 | 4.8 | 2.9 | | | 4 | | | 31 | 4.2 |
| 9/11/2019 | | | | | | | | | |
| 9/12/2019 | | | | 10 | | 1.2 | 14 | | |
| 9/16/2019 | | | | | | | | | |
| 9/17/2019 | | | | | | | | | |
| 3/10/2020 | 4.1 | 2.9 | 0.85 | | | | | 26 | 3.3 |

# Prediction Limit

Constituent: Calcium (mg/L) Analysis Run 4/6/2026 12:15 PM View: Appendix III - Interwell

Plant Wansley Client: Southern Company Data: Wansley Landfill

| | GWA-29 (bg) | GWA-28 (bg) | GWA-1 (bg) | GWC-32 | GWC-30 | GWC-27 | GWC-33 | GWA-4 (bg) | GWA-2 (bg) |
|---|---|---|---|---|---|---|---|---|---|
| 3/11/2020 | | | | | 4.1 | | | | |
| 3/12/2020 | | | | | | 0.94 | 19 | | |
| 3/13/2020 | | | | | | | | | |
| 3/16/2020 | | | | | | | | | |
| 3/17/2020 | | | | | | | | | |
| 3/18/2020 | | | | 12 | | | | | |
| 9/9/2020 | 3.9 | 2.8 | 0.81 | | | 2.3 | | 26 | |
| 9/10/2020 | | | | | 3.9 | | | | 3.4 |
| 9/11/2020 | | | | | | | | | |
| 9/14/2020 | | | | | | | | | |
| 9/15/2020 | | | | 6.6 | | | | | |
| 9/16/2020 | | | | | | | 14 | | |
| 3/15/2021 | 4.6 | 3 | 0.82 | | | | | 21 | 3.2 |
| 3/16/2021 | | | | | | | | | |
| 3/17/2021 | | | | 8.5 | | | | | |
| 3/18/2021 | | | | | 3.9 | 3.1 | 17 | | |
| 8/16/2021 | | 2.7 | 0.77 | | | | | | |
| 8/18/2021 | 4.2 | | | | | | | 24 | 3.3 |
| 8/19/2021 | | | | | | | | | |
| 8/20/2021 | | | | | | | | | |
| 8/23/2021 | | | | | 3.5 | 1.6 | | | |
| 8/24/2021 | | | | 6.1 | | | 17 | | |
| 8/25/2021 | | | | | | | | | |
| 2/28/2022 | | | 0.76 | | | | | | |
| 3/1/2022 | | 2.8 | | | | | | 24 | 3 |
| 3/2/2022 | 4.3 | | | | 3.6 | | | | |
| 3/7/2022 | | | | | | | | | |
| 3/8/2022 | | | | | | 2.4 | | | |
| 3/9/2022 | | | | 5.4 | | | 20 | | |
| 3/10/2022 | | | | | | | | | |
| 8/9/2022 | 5.3 | 3.3 | 0.83 | | | | | 34 | 3.8 |
| 8/10/2022 | | | | 6.7 | 3.6 | 3.1 | | | |
| 8/11/2022 | | | | | | | | | |
| 8/15/2022 | | | | | | | 14 | | |
| 8/16/2022 | | | | | | | | | |
| 8/17/2022 | | | | | | | | | |
| 8/18/2022 | | | | | | | | | |
| 2/13/2023 | 4.7 | | | | | | | | |
| 2/14/2023 | | 3.4 | 0.9 | | 3.5 | | | 28 | 3.1 |
| 2/15/2023 | | | | 6.8 | | | | | |
| 2/16/2023 | | | | | | | | | |
| 2/17/2023 | | | | | | | | | |
| 2/20/2023 | | | | | | 1.1 | 17 | | |
| 2/21/2023 | | | | | | | | | |
| 2/22/2023 | | | | | | | | | |
| 8/8/2023 | 5.2 | | | | | | | | |
| 8/9/2023 | | 3.5 | 0.87 | | | | | 36 | 3.4 |
| 8/10/2023 | | | | | | | | | |
| 8/14/2023 | | | | | | | | | |
| 8/15/2023 | | | | 6.7 | | 2.8 | 19 | | |
| 8/16/2023 | | | | | 3.8 | | | | |
| 2/13/2024 | | | 0.86 | | | | | | |

# Prediction Limit

Constituent: Calcium (mg/L) Analysis Run 4/6/2026 12:15 PM View: Appendix III - Interwell

Plant Wansley Client: Southern Company Data: Wansley Landfill

| | GWA-29 (bg) | GWA-28 (bg) | GWA-1 (bg) | GWC-32 | GWC-30 | GWC-27 | GWC-33 | GWA-4 (bg) | GWA-2 (bg) |
|---|---|---|---|---|---|---|---|---|---|
| 2/14/2024 | 4.5 | 3.2 | | | | | | 38 | 3.4 |
| 2/19/2024 | | | | | | | | | |
| 2/20/2024 | | | | 6.7 | | 1.7 | 17 | | |
| 2/21/2024 | | | | | 4 | | | | |
| 2/22/2024 | | | | | | | | | |
| 7/29/2024 | | 3.7 | | | | | | 30 | |
| 7/30/2024 | 4.7 | | 0.89 | | | 2.7 | | | 3.5 |
| 7/31/2024 | | | | | | | 19 | | |
| 8/1/2024 | | | | | | | | | |
| 8/2/2024 | | | | | | | | | |
| 8/5/2024 | | | | | 3.6 | | | | |
| 8/6/2024 | | | | 7.4 | | | | | |
| 8/7/2024 | | | | | | | | | |
| 2/10/2025 | | 3.6 | | | | | | 32 | |
| 2/11/2025 | 4.8 | | 0.84 | | | 2.1 | | | 4.8 |
| 2/13/2025 | | | | | 3.3 | | | | |
| 2/14/2025 | | | | | | | | | |
| 2/17/2025 | | | | | | | | | |
| 2/18/2025 | | | | | | | | | |
| 2/19/2025 | | | | 7.6 | | | 18 | | |
| 8/12/2025 | 4.6 | 3.1 | 0.76 | | | | | 32 | 3.2 |
| 8/13/2025 | | | | | | 2.3 | | | |
| 8/14/2025 | | | | 6.5 | 3.5 | | | | |
| 8/15/2025 | | | | | | | | | |
| 8/18/2025 | | | | | | | | | |
| 8/19/2025 | | | | | | | 13 | | |
| 1/20/2026 | 4.8 | 3.3 | 0.81 | | | | | 35 | 5.2 |
| 1/21/2026 | | | | 5.7 | 3.7 | 2 | | | |
| 1/22/2026 | | | | | | | 11 | | |
| 2/11/2026 | | | | | | | | | |

# Prediction Limit

Constituent: Calcium (mg/L) Analysis Run 4/6/2026 12:15 PM View: Appendix III - Interwell

Plant Wansley Client: Southern Company Data: Wansley Landfill

| | GWC-34 | GWC-35 | GWC-26 | GWC-25 | GWC-6 | GWC-5 | GWC-7 | GWC-9 | GWC-11 |
|---|---|---|---|---|---|---|---|---|---|
| 3/22/2016 | | | | | | | | | |
| 3/23/2016 | | | | | | | | | |
| 3/24/2016 | 3.27 | 1.97 | 1.72 | | | | | | |
| 3/28/2016 | | | | 12.3 | 10.8 | 23.9 | | | |
| 3/29/2016 | | | | | | | 70.8 | 12.6 | 15 |
| 3/30/2016 | | | | | | | | | |
| 3/31/2016 | | | | | | | | | |
| 5/19/2016 | | | | | | | | | |
| 5/20/2016 | | | | | | | | | |
| 5/23/2016 | 2.82 | 1.97 | | | | 26.3 | | | |
| 5/24/2016 | | | | | 13 | | 63.2 | 14.9 | |
| 5/25/2016 | | | 1.68 | 7.2 | | | | | 18.5 |
| 5/26/2016 | | | | | | | | | |
| 7/21/2016 | 2.6 | 1.7 | | | 12 | 21 | | | |
| 7/22/2016 | | | | | | | 56 | | |
| 7/25/2016 | | | | | | | | 23 | 14 |
| 7/26/2016 | | | 1.4 | | | | | | |
| 7/27/2016 | | | | 5.4 | | | | | |
| 9/14/2016 | | | | | | | | | |
| 9/15/2016 | 2.9 | 1.9 | | | 16 | 20 | 60 | | |
| 9/16/2016 | | | | | | | | | |
| 9/19/2016 | | | 1.5 | 8.4 | | | | 25 | 18 |
| 9/20/2016 | | | | | | | | | |
| 11/9/2016 | | | | | | | | | |
| 11/10/2016 | | | | | | | | | |
| 11/11/2016 | | | | | | | | | |
| 11/14/2016 | | | 1.8 | | | | | | |
| 11/15/2016 | 2.5 | 1.8 | | 10 | | 20 | | | |
| 11/16/2016 | | | | | 14 | | 59 | 28 | 15 |
| 11/17/2016 | | | | | | | | | |
| 11/18/2016 | | | | | | | | | |
| 1/17/2017 | | | | | | | | | |
| 1/19/2017 | | | 1.6 | | | | | | |
| 1/20/2017 | | | | | | | | | |
| 1/24/2017 | | | | 14 | | | | | |
| 1/25/2017 | 2.7 | | | | | | | | |
| 1/26/2017 | | 2.2 | | | 13 | 16 | 61 | | |
| 1/31/2017 | | | | | | | | 18 | 8 |
| 2/1/2017 | | | | | | | | | |
| 2/2/2017 | | | | | | | | | |
| 2/3/2017 | | | | | | | | | |
| 3/15/2017 | | | | | | | | | |
| 3/16/2017 | | | 1.7 | | | | | | |
| 3/17/2017 | | | | | | | | | |
| 3/22/2017 | 2.7 | 1.8 | | | 12 | 17 | 56 | | |
| 3/23/2017 | | | | 13 | | | | 19 | 9.3 |
| 3/24/2017 | | | | | | | | | |
| 3/28/2017 | | | | | | | | | |
| 3/29/2017 | | | | | | | | | |
| 4/27/2017 | | | | | | | | | |
| 4/28/2017 | | | | | | | | | |
| 5/1/2017 | 3.1 | | 1.6 | | | | | | |

# Prediction Limit

Constituent: Calcium (mg/L) Analysis Run 4/6/2026 12:15 PM View: Appendix III - Interwell

Plant Wansley Client: Southern Company Data: Wansley Landfill

| | GWC-34 | GWC-35 | GWC-26 | GWC-25 | GWC-6 | GWC-5 | GWC-7 | GWC-9 | GWC-11 |
|---|---|---|---|---|---|---|---|---|---|
| 5/2/2017 | | 2.1 | | 41 (o) | 12 | 38 | 59 | 18 | 14 |
| 5/3/2017 | | | | | | | | | |
| 5/4/2017 | | | | | | | | | |
| 7/18/2017 | | | | | | | | | |
| 7/19/2017 | | | | | | | | | |
| 8/1/2017 | | | | | | | | | |
| 8/4/2017 | | | | | | | | | |
| 10/3/2017 | 3.2 | 2.1 | | | 14 | 27 | 57 | 19 | |
| 10/4/2017 | | | 1.8 | | | | | | 16 |
| 10/5/2017 | | | | 11 | | | | | |
| 10/6/2017 | | | | | | | | | |
| 1/19/2018 | | | | | | | | | |
| 1/22/2018 | | | 1.9 | | | | | | |
| 1/23/2018 | 3 | 2.2 | | | 14 | 31 | 51 | | |
| 1/24/2018 | | | | | | | | 16 | 12 |
| 1/25/2018 | | | | 12 | | | | | |
| 1/26/2018 | | | | | | | | | |
| 3/15/2018 | | | | | | | | | |
| 3/16/2018 | | | | | | | | | |
| 6/19/2018 | | 2 | | | | | | | |
| 6/20/2018 | 3.2 | | | | | | | | 13 |
| 6/21/2018 | | | | | | | | 13 | |
| 6/25/2018 | | | | | 12 | 35 | 54 | | |
| 6/26/2018 | | | | | | | | | |
| 6/27/2018 | | | 1.7 | 8.5 | | | | | |
| 9/25/2018 | | | | | 15 | | | | |
| 9/26/2018 | | | | 9.2 | | | | 18 | |
| 9/27/2018 | | | 2.1 | | | | | | 9 |
| 9/28/2018 | | | | | | | | | |
| 10/1/2018 | | 2.1 | | | | | | | |
| 10/2/2018 | 3.1 | | | | | | 52 | | |
| 10/3/2018 | | | | | | 32 | | | |
| 1/17/2019 | | | | | | | | | |
| 1/18/2019 | | | | | | | | | |
| 1/21/2019 | | 2 | | | | | 52 | | |
| 1/22/2019 | | | | | | | | 11 | |
| 1/24/2019 | | | 1.9 | 5.4 | | | | | 3.8 |
| 1/25/2019 | | | | | | | | | |
| 1/28/2019 | 2.9 | | | | | | | | |
| 1/30/2019 | | | | | 12 | 34 | | | |
| 1/31/2019 | | | | | | | | | |
| 6/24/2019 | | | | | | | | | |
| 6/25/2019 | | | 1.8 | 3.5 | | | 50 | 14 | |
| 6/26/2019 | 2.8 | 2 | | | 12 | 39 | | | 11 |
| 6/27/2019 | | | | | | | | | |
| 9/9/2019 | | | | | | | | | |
| 9/10/2019 | | | | | | | 50 | | |
| 9/11/2019 | 3.3 | | | 6 | | | | | |
| 9/12/2019 | | 1.9 | 1.8 | | 16 | 31 | | | |
| 9/16/2019 | | | | | | | | 19 | 14 |
| 9/17/2019 | | | | | | | | | |
| 3/10/2020 | | | | | | | | | |

# Prediction Limit

Constituent: Calcium (mg/L) Analysis Run 4/6/2026 12:15 PM View: Appendix III - Interwell

Plant Wansley Client: Southern Company Data: Wansley Landfill

| | GWC-34 | GWC-35 | GWC-26 | GWC-25 | GWC-6 | GWC-5 | GWC-7 | GWC-9 | GWC-11 |
|---|---|---|---|---|---|---|---|---|---|
| 3/11/2020 | 2.6 | 1.8 | | | | | | | |
| 3/12/2020 | | | | 8.9 | | | 47 | | |
| 3/13/2020 | | | 2.3 | | | | | | |
| 3/16/2020 | | | | | 12 | 33 | | 8.9 | 3.1 |
| 3/17/2020 | | | | | | | | | |
| 3/18/2020 | | | | | | | | | |
| 9/9/2020 | | | | | | 32 | | | |
| 9/10/2020 | | | | | | | | | 21 |
| 9/11/2020 | 2.7 | 2.1 | | | 15 | | | 14 | |
| 9/14/2020 | | | | 3.4 | | | 43 | | |
| 9/15/2020 | | | 2 | | | | | | |
| 9/16/2020 | | | | | | | | | |
| 3/15/2021 | | | | | | | | | |
| 3/16/2021 | 3 | 2.2 | | | | | 47 | 11 | |
| 3/17/2021 | | | 2.1 | 7.1 | 15 | 34 | | | 13 |
| 3/18/2021 | | | | | | | | | |
| 8/16/2021 | | | | | | | | | |
| 8/18/2021 | | 2.3 | | | 16 | | | | |
| 8/19/2021 | | | 2.1 | 7.4 | | 35 | 47 | | |
| 8/20/2021 | | | | | | | | | |
| 8/23/2021 | | | | | | | | | 9.1 |
| 8/24/2021 | 2.7 | | | | | | | | |
| 8/25/2021 | | | | | | | | 12 | |
| 2/28/2022 | | | | | | | | | |
| 3/1/2022 | | | | | | | | | |
| 3/2/2022 | 2.8 | 2.6 | | | 14 | 30 | 47 | | |
| 3/7/2022 | | | | | | | | | 6.9 |
| 3/8/2022 | | | | 7.3 | | | | | |
| 3/9/2022 | | | 2 | | | | | 8.1 | |
| 3/10/2022 | | | | | | | | | |
| 8/9/2022 | | | | | | | | | |
| 8/10/2022 | 3.1 | | 1.7 | 7.6 | | | | | |
| 8/11/2022 | | | | | 15 | 28 | 43 | | |
| 8/15/2022 | | 2.9 | | | | | | | 8.7 |
| 8/16/2022 | | | | | | | | 14 | |
| 8/17/2022 | | | | | | | | | |
| 8/18/2022 | | | | | | | | | |
| 2/13/2023 | | | | | | | | | |
| 2/14/2023 | | | | | | | | | |
| 2/15/2023 | | | | | | | | 8.1 | |
| 2/16/2023 | | | | | | | | | |
| 2/17/2023 | | | | | | | | | |
| 2/20/2023 | 3.6 | 3 | | | 15 | 30 | | | |
| 2/21/2023 | | | 2 | 7.4 | | | 50 | | 3.4 |
| 2/22/2023 | | | | | | | | | |
| 8/8/2023 | | | | | | | | | |
| 8/9/2023 | | | | | | | 47 | 14 | |
| 8/10/2023 | | | | | | | | | |
| 8/14/2023 | | | | | 16 | 32 | | | 7.2 |
| 8/15/2023 | | | | 7.1 | | | | | |
| 8/16/2023 | 3.5 | 4 | 1.9 | | | | | | |
| 2/13/2024 | | | | | | | | | |

# Prediction Limit

Constituent: Calcium (mg/L) Analysis Run 4/6/2026 12:15 PM View: Appendix III - Interwell

Plant Wansley Client: Southern Company Data: Wansley Landfill

| | GWC-34 | GWC-35 | GWC-26 | GWC-25 | GWC-6 | GWC-5 | GWC-7 | GWC-9 | GWC-11 |
|---|---|---|---|---|---|---|---|---|---|
| 2/14/2024 | | | | | 15 | 30 | | | 6.7 |
| 2/19/2024 | | | | | | | | 7.2 | |
| 2/20/2024 | | | 1.8 | | | | | | |
| 2/21/2024 | | | | 8.3 | | | 44 | | |
| 2/22/2024 | 3.7 | 4.9 | | | | | | | |
| 7/29/2024 | | | | | | | | | |
| 7/30/2024 | | | | | | | | | |
| 7/31/2024 | | | | | | 32 | | 9.5 | |
| 8/1/2024 | | | | 10 | 17 | | 48 | | |
| 8/2/2024 | | | 1.7 | | | | | | |
| 8/5/2024 | 3.5 | 7.2 | | | | | | | |
| 8/6/2024 | | | | | | | | | 7.9 |
| 8/7/2024 | | | | | | | | | |
| 2/10/2025 | | | | | | | | | |
| 2/11/2025 | | | | | | | | | |
| 2/13/2025 | 3.1 | | 1.7 | | | | 38 | | |
| 2/14/2025 | | | | 7.3 | | 31 | | | |
| 2/17/2025 | | | | | | | | | |
| 2/18/2025 | | 7.7 | | | 16 | | | 8.7 | 8.8 |
| 2/19/2025 | | | | | | | | | |
| 8/12/2025 | | | | | | | | | |
| 8/13/2025 | | | 1.6 | 7.9 | | | | 18 | |
| 8/14/2025 | 3.1 | 6.2 | | | | | | | |
| 8/15/2025 | | | | | 14 | | | | |
| 8/18/2025 | | | | | | 35 | 41 | | 10 |
| 8/19/2025 | | | | | | | | | |
| 1/20/2026 | | | | | 18 | | | | |
| 1/21/2026 | | | | 7 | | 35 | | | 6.9 |
| 1/22/2026 | 3.4 | 6.7 | 1.6 | | | | 39 | 9.9 | |
| 2/11/2026 | | | | | | | | | |

# Prediction Limit

Constituent: Calcium (mg/L) Analysis Run 4/6/2026 12:15 PM View: Appendix III - Interwell

Plant Wansley Client: Southern Company Data: Wansley Landfill

| | GWC-23 | GWC-12 | GWC-8 | GWC-13 | GWC-17 | GWC-19 | GWC-10 | GWC-24 | GWC-15 |
|---|---|---|---|---|---|---|---|---|---|
| 3/22/2016 | | | | | | | | | |
| 3/23/2016 | | | | | | | | | |
| 3/24/2016 | | | | | | | | | |
| 3/28/2016 | | | | | | | | | |
| 3/29/2016 | 3.32 | 32.6 | 27.2 | 3.91 | | | | | |
| 3/30/2016 | | | | | 8.15 | 8.32 | 27.6 | 1.01 | 13.3 |
| 3/31/2016 | | | | | | | | | |
| 5/19/2016 | | | | | | | | | |
| 5/20/2016 | | | | | | | | | |
| 5/23/2016 | | | | | | | | | |
| 5/24/2016 | | | 30.8 | | | | | | |
| 5/25/2016 | 3.4 | 38.3 | | 4.06 | 8.68 | | 28.5 | 0.69 | 10.6 |
| 5/26/2016 | | | | | | 6.78 | | | |
| 7/21/2016 | | | | | | | | | |
| 7/22/2016 | | 32 | | | | | | | |
| 7/25/2016 | | | | | | 4.7 | | | |
| 7/26/2016 | | | 24 | 3.7 | | | | | 7.2 |
| 7/27/2016 | 2.9 | | | | 7.9 | | 29 | 0.4 | |
| 9/14/2016 | | | | | | | | | |
| 9/15/2016 | | 33 | | 3.7 | | | | | |
| 9/16/2016 | | | | | | | 27 | 1.3 | |
| 9/19/2016 | | | 30 | | 7.8 | 4.3 | | | |
| 9/20/2016 | 3.3 | | | | | | | | 6.9 |
| 11/9/2016 | | | | | | | | | |
| 11/10/2016 | | | | | | | | | |
| 11/11/2016 | | | | | | | | | |
| 11/14/2016 | | | | | | | | | |
| 11/15/2016 | | | | | | | | | |
| 11/16/2016 | | 34 | 30 | | | | | | |
| 11/17/2016 | | | | 3.5 | 7.5 | 4.1 | 29 | | 6.1 |
| 11/18/2016 | 2.9 | | | | | | | 1.3 | |
| 1/17/2017 | | | | | | | | | |
| 1/19/2017 | | | | | | | | | |
| 1/20/2017 | | | | | | | | | |
| 1/24/2017 | | | | | | | | | |
| 1/25/2017 | | | | | | | | | |
| 1/26/2017 | | | 29 | | | | | | |
| 1/31/2017 | | 40 | | 4.1 | | | | | |
| 2/1/2017 | | | | | 8.7 | | 26 | | 9.6 |
| 2/2/2017 | | | | | | 14 | | | |
| 2/3/2017 | 3.3 | | | | | | | 1.2 | |
| 3/15/2017 | | | | | | | | | |
| 3/16/2017 | | | | | | | | | |
| 3/17/2017 | | | | | | | | | |
| 3/22/2017 | | | | | | | | | |
| 3/23/2017 | | 37 | 33 | 3.9 | | | | | 9.9 |
| 3/24/2017 | | | | | 7.5 | 8.7 | 24 | | |
| 3/28/2017 | 3.1 | | | | | | | | |
| 3/29/2017 | | | | | | | | 1.3 | |
| 4/27/2017 | | | | | | | | | |
| 4/28/2017 | | | | | | | | | |
| 5/1/2017 | | | | | | | | | |

# Prediction Limit

Constituent: Calcium (mg/L) Analysis Run 4/6/2026 12:15 PM View: Appendix III - Interwell

Plant Wansley Client: Southern Company Data: Wansley Landfill

| | GWC-23 | GWC-12 | GWC-8 | GWC-13 | GWC-17 | GWC-19 | GWC-10 | GWC-24 | GWC-15 |
|---|---|---|---|---|---|---|---|---|---|
| 5/2/2017 | | | | | | | | | |
| 5/3/2017 | | 41 | 28 | 4.1 | 8.2 | 9.9 | 29 | | 9.4 |
| 5/4/2017 | 3.3 | | | | | | | 1.6 | |
| 7/18/2017 | | | | | | | | | |
| 7/19/2017 | | | | | | | | | |
| 8/1/2017 | | | | | | | | | |
| 8/4/2017 | | | | | | | | | |
| 10/3/2017 | | | | | | | | | |
| 10/4/2017 | | 40 | | | 9.1 | | 32 | | 9.3 |
| 10/5/2017 | 3.6 | | 28 | 4.5 | | 7.5 | | 1.4 | |
| 10/6/2017 | | | | | | | | | |
| 1/19/2018 | | | | | | | | | |
| 1/22/2018 | | | | | | | | | |
| 1/23/2018 | | | | | | | | | |
| 1/24/2018 | | 38 | 25 | | | | | | |
| 1/25/2018 | 3.3 | | | 4.6 | 8.3 | 8.5 | 22 | 1.3 | 11 |
| 1/26/2018 | | | | | | | | | |
| 3/15/2018 | | | | | | | | | |
| 3/16/2018 | | | | | | | | | |
| 6/19/2018 | | | | | | | | | |
| 6/20/2018 | 3.4 | | | 4 | | | | | 11 |
| 6/21/2018 | | | 29 | | | 7.3 | 13 | | |
| 6/25/2018 | | | | | | | | | |
| 6/26/2018 | | 38 | | | 7.7 | | | | |
| 6/27/2018 | | | | | | | | 0.38 | |
| 9/25/2018 | | | | | | | | | |
| 9/26/2018 | | | 34 | | | | | | |
| 9/27/2018 | | | | | | 5.9 | 13 | | |
| 9/28/2018 | | 46 | | | | | | 0.81 | |
| 10/1/2018 | 3.6 | | | | | | | | 8 |
| 10/2/2018 | | | | 4.2 | 8.2 | | | | |
| 10/3/2018 | | | | | | | | | |
| 1/17/2019 | | | | | | | | | |
| 1/18/2019 | | | | | | | | | |
| 1/21/2019 | | | | | | | | | |
| 1/22/2019 | | | 22 | 4.4 | | | | | 13 |
| 1/24/2019 | | | | | 7.7 | | | | |
| 1/25/2019 | 3.7 | 46 | | | | | | | |
| 1/28/2019 | | | | | | 9.9 | | | |
| 1/30/2019 | | | | | | | | | |
| 1/31/2019 | | | | | | | 15 | 0.39 | |
| 6/24/2019 | | | | | | | | | |
| 6/25/2019 | | | 29 | 4.3 | 8.4 | | | | 9.8 |
| 6/26/2019 | 3.6 | 43 | | | | 7.3 | 16 | 0.34 (J) | |
| 6/27/2019 | | | | | | | | | |
| 9/9/2019 | | | | | | | | | |
| 9/10/2019 | | | 30 | | | | | | |
| 9/11/2019 | | 42 | | | 8 | | | 0.9 | |
| 9/12/2019 | 3.6 | | | 4.2 | | 5.4 | | | |
| 9/16/2019 | | | | | | | | | |
| 9/17/2019 | | | | | | | 7.2 | | 7.7 |
| 3/10/2020 | | | | | | | | | |

# Prediction Limit

Constituent: Calcium (mg/L) Analysis Run 4/6/2026 12:15 PM View: Appendix III - Interwell

Plant Wansley Client: Southern Company Data: Wansley Landfill

| | GWC-23 | GWC-12 | GWC-8 | GWC-13 | GWC-17 | GWC-19 | GWC-10 | GWC-24 | GWC-15 |
|---|---|---|---|---|---|---|---|---|---|
| 3/11/2020 | | | | | | | | | |
| 3/12/2020 | | | 19 | 4.3 | | | | 0.42 (J) | |
| 3/13/2020 | | | | | | | | | |
| 3/16/2020 | | | | | | | | | 14 |
| 3/17/2020 | | | | | 8.5 | | 15 | | |
| 3/18/2020 | 4 | 46 | | | | 11 | | | |
| 9/9/2020 | | | | | | | | | |
| 9/10/2020 | 3.7 | 46 | | 4.6 | | | 29 | | 7.8 |
| 9/11/2020 | | | | | | | | | |
| 9/14/2020 | | | 27 | | 6.6 | | | | |
| 9/15/2020 | | | | | | 5.7 | | 0.15 (J) | |
| 9/16/2020 | | | | | | | | | |
| 3/15/2021 | | | | | | | | | |
| 3/16/2021 | | 52 | 28 | | 7.9 | | | | |
| 3/17/2021 | | | | 4.4 | | 9.6 | | | |
| 3/18/2021 | 3.5 | | | | | | 19 | 0.18 (J) | 12 |
| 8/16/2021 | | | | | | | | | |
| 8/18/2021 | | | | | | | | | |
| 8/19/2021 | | 51 | | | | | | 0.32 (J) | |
| 8/20/2021 | | | 28 | | 8.7 | | 14 | | |
| 8/23/2021 | 3.9 | | | 4.2 | | | | | |
| 8/24/2021 | | | | | | 9.3 | | | 8.6 |
| 8/25/2021 | | | | | | | | | |
| 2/28/2022 | | | | | | | | | |
| 3/1/2022 | | | | | | | | | |
| 3/2/2022 | | | 24 | | | | | | |
| 3/7/2022 | | 48 | | | | | | | 11 |
| 3/8/2022 | | | | 3.9 | 7.9 | 9 | 16 | | |
| 3/9/2022 | 3.5 | | | | | | | | |
| 3/10/2022 | | | | | | | | 0.14 (J) | |
| 8/9/2022 | | | | | | | | | |
| 8/10/2022 | | | | | | | | | |
| 8/11/2022 | | | 24 | | 7.8 | 4.7 | | | |
| 8/15/2022 | | | | 4.2 | | | | | |
| 8/16/2022 | 3.5 | 54 | | | | | 21 | | 7.7 |
| 8/17/2022 | | | | | | | | | |
| 8/18/2022 | | | | | | | | 0.3 (J) | |
| 2/13/2023 | | | | | | | | | |
| 2/14/2023 | | | | | | | | | |
| 2/15/2023 | | 55 | 23 | | | | 15 | | |
| 2/16/2023 | | | | | | | | 0.19 (J) | |
| 2/17/2023 | | | | | | | | | |
| 2/20/2023 | | | | | 13 | | | | |
| 2/21/2023 | 4 | | | 5.3 | | 11 | | | 10 |
| 2/22/2023 | | | | | | | | | |
| 8/8/2023 | | | | | | | | | |
| 8/9/2023 | | | 26 | | | 5.7 | | | |
| 8/10/2023 | | | | | 9.8 | | 16 | | |
| 8/14/2023 | | 53 | | | | | | | 9 |
| 8/15/2023 | 4.2 | | | | | | | | |
| 8/16/2023 | | | | 4.3 | | | | 0.2 (J) | |
| 2/13/2024 | | | | | | | | | |

# Prediction Limit

Constituent: Calcium (mg/L) Analysis Run 4/6/2026 12:15 PM View: Appendix III - Interwell

Plant Wansley Client: Southern Company Data: Wansley Landfill

| | GWC-23 | GWC-12 | GWC-8 | GWC-13 | GWC-17 | GWC-19 | GWC-10 | GWC-24 | GWC-15 |
|---|---|---|---|---|---|---|---|---|---|
| 2/14/2024 | | | | | | | | | |
| 2/19/2024 | 3.8 | | | 5.1 | | | | | |
| 2/20/2024 | | 49 | | | 12 | | 13 | | |
| 2/21/2024 | | | 20 | | | 11 | | | 10 |
| 2/22/2024 | | | | | | | | 1.4 | |
| 7/29/2024 | | | | | | | | | |
| 7/30/2024 | 4.1 | | 22 | | | | | | |
| 7/31/2024 | | | | | | | 19 | | |
| 8/1/2024 | | | | | | | | | |
| 8/2/2024 | | | | | | | | | |
| 8/5/2024 | | | | 4.8 | | | | | |
| 8/6/2024 | | 55 | | | | 5.7 | | 1.3 | 7.8 |
| 8/7/2024 | | | | | 12 | | | | |
| 2/10/2025 | | | | | | | | | |
| 2/11/2025 | 4.1 | | | | | | | | |
| 2/13/2025 | | | 26 | | 11 | | | | |
| 2/14/2025 | | | | | | 9.2 | | 1 | |
| 2/17/2025 | | 59 | | | | | | | |
| 2/18/2025 | | | | 5.8 | | | | | 11 |
| 2/19/2025 | | | | | | | 16 | | |
| 8/12/2025 | 3.7 | | | | | | | | |
| 8/13/2025 | | | 28 | | 11 | 5.7 | | | |
| 8/14/2025 | | | | | | | | 0.22 | |
| 8/15/2025 | | | | | | | | | |
| 8/18/2025 | | 56 | | | | | | | 9 |
| 8/19/2025 | | | | 4.8 | | | 8.6 | | |
| 1/20/2026 | | | | | | | | | |
| 1/21/2026 | | 55 | | 3.8 | 9.4 | 7.5 | 11 | 1.3 | 7.1 |
| 1/22/2026 | 3.9 | | 25 | | | | | | |
| 2/11/2026 | | | | | | | | | |

# Prediction Limit

Constituent: Calcium (mg/L) Analysis Run 4/6/2026 12:15 PM View: Appendix III - Interwell

Plant Wansley Client: Southern Company Data: Wansley Landfill

| | GWC-16 | GWC-31 | GWC-18 | GWC-20 | GWC-21 | GWC-14 | GWA-3 (bg) | GWC-22 |
|---|---|---|---|---|---|---|---|---|
| 3/22/2016 | | | | | | | | |
| 3/23/2016 | | | | | | | | |
| 3/24/2016 | | | | | | | | |
| 3/28/2016 | | | | | | | | |
| 3/29/2016 | | | | | | | | |
| 3/30/2016 | 6.72 | 11.3 | 6.88 | 8.78 | 2.98 | 13.8 | | |
| 3/31/2016 | | | | | | | 39.6 | 11.5 |
| 5/19/2016 | | | | | | | | |
| 5/20/2016 | | | | | | | | |
| 5/23/2016 | | | | | | | | |
| 5/24/2016 | | | | | | | | |
| 5/25/2016 | 7.09 | 12.9 | | | | 22.2 | 28.3 | |
| 5/26/2016 | | | 6.42 | 9.13 | 3.16 | | | 11.5 |
| 7/21/2016 | | | | | | | | |
| 7/22/2016 | | | | | | | | |
| 7/25/2016 | | | 5.3 | 7.7 | | | | |
| 7/26/2016 | | | | | 2.9 | 28 | | 9.5 |
| 7/27/2016 | 6.4 | 12 | | | | | 22 | |
| 9/14/2016 | | | | | | | | |
| 9/15/2016 | | | | | | 30 | | |
| 9/16/2016 | 6.7 | | | | | | | |
| 9/19/2016 | | | 5.4 | | | | | |
| 9/20/2016 | | | | 8.9 | 3.6 | | | 11 |
| 11/9/2016 | | | | | | | | |
| 11/10/2016 | | | | | | | | |
| 11/11/2016 | | | | | | | | |
| 11/14/2016 | | | | | | | | |
| 11/15/2016 | | | | | | | | |
| 11/16/2016 | | | | | | | | |
| 11/17/2016 | 6.3 | | 5.5 | 7.9 | 2.8 | 46 | | 10 |
| 11/18/2016 | | | | | | | | |
| 1/17/2017 | | | | | | | | |
| 1/19/2017 | | | | | | | | |
| 1/20/2017 | | | | | | | | |
| 1/24/2017 | | | | | | | | |
| 1/25/2017 | | 8.3 | | | | | | |
| 1/26/2017 | | | | | | | | |
| 1/31/2017 | | | | | | | | |
| 2/1/2017 | 6.8 | | 7.3 | | | 15 | | |
| 2/2/2017 | | | | 8.9 | 3.3 | | | |
| 2/3/2017 | | | | | | | | 11 |
| 3/15/2017 | | | | | | | | |
| 3/16/2017 | | | | | | | | |
| 3/17/2017 | | | | | | | | |
| 3/22/2017 | | | | | | | | |
| 3/23/2017 | | 10 | | | | 18 | | |
| 3/24/2017 | 6.3 | | 6.4 | | | | | |
| 3/28/2017 | | | | 7.9 | 3.2 | | | 9.8 |
| 3/29/2017 | | | | | | | | |
| 4/27/2017 | | | | | | | | |
| 4/28/2017 | | | | | | | | |
| 5/1/2017 | | | | | | | | |

# Prediction Limit

Constituent: Calcium (mg/L) Analysis Run 4/6/2026 12:15 PM View: Appendix III - Interwell

Plant Wansley Client: Southern Company Data: Wansley Landfill

| | GWC-16 | GWC-31 | GWC-18 | GWC-20 | GWC-21 | GWC-14 | GWA-3 (bg) | GWC-22 |
|---|---|---|---|---|---|---|---|---|
| 5/2/2017 | | 9.8 | | | | | | |
| 5/3/2017 | 6.9 | | 6.8 | | | 18 | | 10 |
| 5/4/2017 | | | | 9.1 | 3.1 | | | |
| 7/18/2017 | | | | | | | | |
| 7/19/2017 | | 10 | | | | | | |
| 8/1/2017 | | | | | | | 72 | |
| 8/4/2017 | | 13 | | | | | | |
| 10/3/2017 | | | | | | | 91 (O) | |
| 10/4/2017 | | | | | | 48 | | |
| 10/5/2017 | 7.4 | | 7.3 | | | | | 11 |
| 10/6/2017 | | 13 | | 9.4 | 4.1 | | | |
| 1/19/2018 | | | | | | | | |
| 1/22/2018 | | | | | | | | |
| 1/23/2018 | | 11 | | | | | | |
| 1/24/2018 | | | | | | | | |
| 1/25/2018 | 7.1 | | 7.1 | | | 19 | | 10 |
| 1/26/2018 | | | | 8.5 | 3.2 | | | |
| 3/15/2018 | | | | | | | | |
| 3/16/2018 | | 12 | | | | | | |
| 6/19/2018 | | | | | | | | |
| 6/20/2018 | 6.9 | | | | 3.6 | 45 | 43 | 10 |
| 6/21/2018 | | | 6.4 | 8.6 | | | | |
| 6/25/2018 | | | | | | | | |
| 6/26/2018 | | | | | | | | |
| 6/27/2018 | | 9.6 | | | | | | |
| 9/25/2018 | | | | | | | | |
| 9/26/2018 | | | | | | | | |
| 9/27/2018 | | | | 9.8 | 4.6 | | | |
| 9/28/2018 | | | 6.9 | | | | | |
| 10/1/2018 | 7 | | | | | 22 | | 10 |
| 10/2/2018 | | | | | | | | |
| 10/3/2018 | | 11 | | | | | | |
| 1/17/2019 | | | | | | | | |
| 1/18/2019 | | | | | | | 10 | |
| 1/21/2019 | | | | | | | | |
| 1/22/2019 | | | | | | 25 | | |
| 1/24/2019 | | | | | 4.1 | | | 10 |
| 1/25/2019 | 7 | | | | | | | |
| 1/28/2019 | | | 7 | 8.6 | | | | |
| 1/30/2019 | | | | | | | | |
| 1/31/2019 | | 11 | | | | | | |
| 6/24/2019 | | | | | | | | |
| 6/25/2019 | 7 | | | 9 | 5 | 26 | 10 | 12 |
| 6/26/2019 | | 11 | | | | | | |
| 6/27/2019 | | | 7 | | | | | |
| 9/9/2019 | | | | | | | | |
| 9/10/2019 | | | | | | | | 11 |
| 9/11/2019 | 7.1 | 12 | 7 | 8.4 | 4.1 | | 11 | |
| 9/12/2019 | | | | | | 52 | | |
| 9/16/2019 | | | | | | | | |
| 9/17/2019 | | | | | | | | |
| 3/10/2020 | | | | | | | 11 | |

# Prediction Limit

Constituent: Calcium (mg/L) Analysis Run 4/6/2026 12:15 PM View: Appendix III - Interwell

Plant Wansley Client: Southern Company Data: Wansley Landfill

| | GWC-16 | GWC-31 | GWC-18 | GWC-20 | GWC-21 | GWC-14 | GWA-3 (bg) | GWC-22 |
|---|---|---|---|---|---|---|---|---|
| 3/11/2020 | | | | | | | | |
| 3/12/2020 | | | | | | | | |
| 3/13/2020 | | | | | | | | |
| 3/16/2020 | | | | | | | | |
| 3/17/2020 | 7.4 | 10 | 7.6 | | | 40 | | |
| 3/18/2020 | | | | 8.9 | 7.3 | | | 11 |
| 9/9/2020 | | | | | | | 12 | |
| 9/10/2020 | | | | | | 39 | | 10 |
| 9/11/2020 | 6.9 | 11 | | | | | | |
| 9/14/2020 | | | 7.3 | | | | | |
| 9/15/2020 | | | | 8.1 | 6.4 | | | |
| 9/16/2020 | | | | | | | | |
| 3/15/2021 | | | | | | | 16 | 11 |
| 3/16/2021 | | 9.7 | 7.8 | 8.9 | 6 | | | |
| 3/17/2021 | 7.3 | | | | | 38 | | |
| 3/18/2021 | | | | | | | | |
| 8/16/2021 | | | | | | | | |
| 8/18/2021 | | | | | | | 16 | |
| 8/19/2021 | | | | | 10 | | | 11 |
| 8/20/2021 | 7.1 | | | | | | | |
| 8/23/2021 | | | | | | 21 | | |
| 8/24/2021 | | | 7.8 | 9.2 | | | | |
| 8/25/2021 | | 9.4 | | | | | | |
| 2/28/2022 | | | | | | | | |
| 3/1/2022 | | | | | | | 15 | |
| 3/2/2022 | | | | | | | | |
| 3/7/2022 | | | | 8.6 | 6.5 | 31 | | |
| 3/8/2022 | 6.6 | | 7.5 | | | | | 11 |
| 3/9/2022 | | | | | | | | |
| 3/10/2022 | | 8.3 | | | | | | |
| 8/9/2022 | | | | | | | 17 | |
| 8/10/2022 | | | | | | | | |
| 8/11/2022 | | | 6.6 | | | | | |
| 8/15/2022 | | | | | | | | |
| 8/16/2022 | 7 | 7.4 | | 8.8 | 7 | 39 | | |
| 8/17/2022 | | | | | | | | 9.8 |
| 8/18/2022 | | | | | | | | |
| 2/13/2023 | | | | | | | | |
| 2/14/2023 | | | | | | | 18 | 11 |
| 2/15/2023 | | | | | | | | |
| 2/16/2023 | | | | | | | | |
| 2/17/2023 | | | | | | 23 | | |
| 2/20/2023 | 7.5 | | 8.5 | | | | | |
| 2/21/2023 | | | | | 5.7 | | | |
| 2/22/2023 | | 8.6 | | 9.3 | | | | |
| 8/8/2023 | | | | | | | 19 | |
| 8/9/2023 | | | 8.4 | 9.6 | 9.3 | | | |
| 8/10/2023 | | | | | | | | |
| 8/14/2023 | 7.8 | | | | | 21 | | 11 |
| 8/15/2023 | | | | | | | | |
| 8/16/2023 | | 11 | | | | | | |
| 2/13/2024 | | | | | | | | |

# Prediction Limit

Constituent: Calcium (mg/L) Analysis Run 4/6/2026 12:15 PM View: Appendix III - Interwell

Plant Wansley Client: Southern Company Data: Wansley Landfill

| | GWC-16 | GWC-31 | GWC-18 | GWC-20 | GWC-21 | GWC-14 | GWA-3 (bg) | GWC-22 |
|---|---|---|---|---|---|---|---|---|
| 2/14/2024 | | | | | | | | 11 |
| 2/19/2024 | | | | | 5.5 | 26 | | |
| 2/20/2024 | | | | 9.7 | | | | |
| 2/21/2024 | 7.6 | 7.1 | 8.7 | | | | | |
| 2/22/2024 | | | | | | | | |
| 7/29/2024 | | | | | | | | |
| 7/30/2024 | | | | | 7.7 | | | |
| 7/31/2024 | | | | | | | 24 | |
| 8/1/2024 | | | | | | | | |
| 8/2/2024 | | 9.5 | | 10 | | | | |
| 8/5/2024 | 7.5 | | | | | | | |
| 8/6/2024 | | | | | | 36 | | 11 |
| 8/7/2024 | | | 8.9 | | | | | |
| 2/10/2025 | | | | | | | | |
| 2/11/2025 | 10 | | | | 12 | | | 11 |
| 2/13/2025 | | | 8.7 | | | | | |
| 2/14/2025 | | | | 9.1 | | | | |
| 2/17/2025 | | | | | | 19 | | |
| 2/18/2025 | | 7.8 | | | | | | |
| 2/19/2025 | | | | | | | | |
| 8/12/2025 | | | | 9.2 | 9.8 | | | 10 |
| 8/13/2025 | | | 8.3 | | | | 23 | |
| 8/14/2025 | | | | | | | | |
| 8/15/2025 | 7.8 | 9.3 | | | | | | |
| 8/18/2025 | | | | | | | | |
| 8/19/2025 | | | | | | 31 | | |
| 1/20/2026 | | | | | 8.9 | 29 | | 11 |
| 1/21/2026 | 6.7 | | 8.3 | 10 | | | 58 | |
| 1/22/2026 | | | | | | | | |
| 2/11/2026 | | 12 | | | | | | |

# Prediction Limit

Constituent: Chloride (mg/L) Analysis Run 4/6/2026 12:15 PM View: Appendix III - Interwell

Plant Wansley Client: Southern Company Data: Wansley Landfill

| | GWA-29 (bg) | GWA-28 (bg) | GWA-1 (bg) | GWA-4 (bg) | GWC-27 | GWA-2 (bg) | GWC-30 | GWC-32 | GWC-33 |
|---|---|---|---|---|---|---|---|---|---|
| 3/22/2016 | 1.5096 | 1.3716 | | | | | | | |
| 3/23/2016 | | | 1.8057 | 9.041 | 1.0825 | 2.5102 | 1.3598 | 1.0533 | 2.2604 |
| 3/24/2016 | | | | | | | | | |
| 3/28/2016 | | | | | | | | | |
| 3/29/2016 | | | | | | | | | |
| 3/30/2016 | | | | | | | | | |
| 3/31/2016 | | | | | | | | | |
| 5/19/2016 | 1.51 | | | 13.1 | | | | | |
| 5/20/2016 | | | 1.84 | | | | 1.4 | | |
| 5/23/2016 | | 1.33 | | | | | | | |
| 5/24/2016 | | | | | 1.08 | 4.52 | | 1.1 | |
| 5/25/2016 | | | | | | | | | |
| 5/26/2016 | | | | | | | | | |
| 7/21/2016 | 1.6 | | 1.9 | 17 | | | 1.4 | | |
| 7/22/2016 | | | | | | | | 1.1 | |
| 7/25/2016 | | 1.4 | | | | | | | |
| 7/26/2016 | | | | | 1.1 | 4 | | | |
| 7/27/2016 | | | | | | | | | |
| 9/14/2016 | | | | 17 | | | | | |
| 9/15/2016 | | 1.3 | 1.8 | | | | | | |
| 9/16/2016 | | | | | | 4.1 | | 1.1 | |
| 9/19/2016 | | | | | 1 | | | | |
| 9/20/2016 | | | | | | | 1.3 | | |
| 11/9/2016 | | 1.4 | | | | | | | |
| 11/10/2016 | | | | 23 | | 4.6 | | | |
| 11/11/2016 | | | 1.8 | | 0.97 (J) | | | | |
| 11/14/2016 | | | | | | | 1.3 | | |
| 11/15/2016 | | | | | | | | 1.1 | |
| 11/16/2016 | | | | | | | | | |
| 11/17/2016 | | | | | | | | | 2.5 |
| 11/18/2016 | | | | | | | | | |
| 1/17/2017 | 1.3 | 1.3 | | 14 | | | | | |
| 1/19/2017 | | | 1.8 | | | 5.6 | | | |
| 1/20/2017 | | | | | 0.99 (J) | | | | |
| 1/24/2017 | | | | | | | 1.3 | | |
| 1/25/2017 | | | | | | | | | 2.1 |
| 1/26/2017 | | | | | | | | 1.1 | |
| 1/31/2017 | | | | | | | | | |
| 2/1/2017 | | | | | | | | | |
| 2/2/2017 | | | | | | | | | |
| 2/3/2017 | | | | | | | | | |
| 3/15/2017 | 1.3 | | | | | | | | |
| 3/16/2017 | | 1.2 | 1.7 | 16 | 1 | | | | |
| 3/17/2017 | | | | | | 4.4 | 1.3 | | |
| 3/22/2017 | | | | | | | | | |
| 3/23/2017 | | | | | | | | | 2 |
| 3/24/2017 | | | | | | | | 1.1 | |
| 3/28/2017 | | | | | | | | | |
| 3/29/2017 | | | | | | | | | |
| 4/27/2017 | 1.4 | 1.2 | | 15 | | | | | |
| 4/28/2017 | | | 1.7 | | 0.96 (J) | 4.7 | | | |
| 5/1/2017 | | | | | | | 1.3 | | 2.1 |

# Prediction Limit

Constituent: Chloride (mg/L) Analysis Run 4/6/2026 12:15 PM View: Appendix III - Interwell

Plant Wansley Client: Southern Company Data: Wansley Landfill

| | GWA-29 (bg) | GWA-28 (bg) | GWA-1 (bg) | GWA-4 (bg) | GWC-27 | GWA-2 (bg) | GWC-30 | GWC-32 | GWC-33 |
|---|---|---|---|---|---|---|---|---|---|
| 5/2/2017 | | | | | | | | 0.99 (J) | |
| 5/3/2017 | | | | | | | | | |
| 5/4/2017 | | | | | | | | | |
| 7/18/2017 | 1.2 | | | | | | | | |
| 7/19/2017 | | | | | | | | | 2.1 |
| 8/1/2017 | 1.3 | | | | | | | | |
| 8/4/2017 | | | | | | | | | 1.9 |
| 8/24/2017 | | | | | | | | | 1.9 |
| 9/6/2017 | | | | | | | | | <100 (o) |
| 10/3/2017 | 1.2 | 1.2 | | 17 | 0.96 (J) | 4.7 | | | |
| 10/4/2017 | | | 1.7 | | | | 1.2 | | |
| 10/5/2017 | | | | | | | | | 2.1 |
| 10/6/2017 | | | | | | | | 1.1 | |
| 12/1/2017 | | | | | | | | | |
| 1/19/2018 | 1 | 1.1 | 1.6 | | 0.91 (J) | 4.3 | | | |
| 1/22/2018 | | | | 15 | | | | | |
| 1/23/2018 | | | | | | | | <1 | 2 |
| 1/24/2018 | | | | | | | 1.1 | | |
| 1/25/2018 | | | | | | | | | |
| 1/26/2018 | | | | | | | | | |
| 3/15/2018 | 1.3 | 1.3 | | | | | | | |
| 3/16/2018 | | | | | 1 | | | 1 | |
| 6/19/2018 | 1.2 | 1.2 | 1.7 | 12 | | 3.6 | | | |
| 6/20/2018 | | | | | | | | | |
| 6/21/2018 | | | | | | | 1.2 | | |
| 6/25/2018 | | | | | | | | | |
| 6/26/2018 | | | | | | | | 0.89 (J) | 2 |
| 6/27/2018 | | | | | 0.92 (J) | | | | |
| 9/25/2018 | 1.2 | 1.2 | 1.7 | 17 | | 4.9 | | | |
| 9/26/2018 | | | | | | | | | |
| 9/27/2018 | | | | | 1 | | | | |
| 9/28/2018 | | | | | | | | | |
| 10/1/2018 | | | | | | | | | |
| 10/2/2018 | | | | | | | | 1 | 2.2 |
| 10/3/2018 | | | | | | | 1.4 | | |
| 1/17/2019 | | | 1.8 | 11 | | 3.7 | | | |
| 1/18/2019 | 1.3 | | | | | | | | |
| 1/21/2019 | | 1.2 | | | | | | | |
| 1/22/2019 | | | | | | | | | |
| 1/24/2019 | | | | | 1.1 | | | | |
| 1/25/2019 | | | | | | | | | |
| 1/28/2019 | | | | | | | | | |
| 1/30/2019 | | | | | | | 1.2 | 0.98 (J) | 2.2 |
| 1/31/2019 | | | | | | | | | |
| 6/24/2019 | | | 1.7 | 11 | | 6.1 | | | |
| 6/25/2019 | 24 | 1.3 | | | | | | | |
| 6/26/2019 | | | | | 1.1 | | | | 2.2 |
| 6/27/2019 | | | | | | | 1.4 | 1.1 | |
| 9/9/2019 | | | 1.9 | | | | | | |
| 9/10/2019 | 1.3 | 1.3 | | 17 | | 5.1 | 1.3 | | |
| 9/11/2019 | | | | | | | | | |
| 9/12/2019 | | | | | 0.88 (J) | | | 0.99 (J) | 2.1 |

ND substitution: RL or RL/2 if <15% NDs.

# Prediction Limit

Constituent: Chloride (mg/L) Analysis Run 4/6/2026 12:15 PM View: Appendix III - Interwell

Plant Wansley Client: Southern Company Data: Wansley Landfill

| | GWA-29 (bg) | GWA-28 (bg) | GWA-1 (bg) | GWA-4 (bg) | GWC-27 | GWA-2 (bg) | GWC-30 | GWC-32 | GWC-33 |
|---|---|---|---|---|---|---|---|---|---|
| 9/16/2019 | | | | | | | | | |
| 9/17/2019 | | | | | | | | | |
| 3/10/2020 | 1.1 | 1.4 | 2 | 10 | | 3.9 | | | |
| 3/11/2020 | | | | | | | 1.5 | | |
| 3/12/2020 | | | | | 1.3 | | | | 2.4 |
| 3/13/2020 | | | | | | | | | |
| 3/16/2020 | | | | | | | | | |
| 3/17/2020 | | | | | | | | | |
| 3/18/2020 | | | | | | | | 1.4 | |
| 9/9/2020 | 1.2 | 1.3 | 2 | 13 | 1.1 | | | | |
| 9/10/2020 | | | | | | 5.1 | 1.4 | | |
| 9/11/2020 | | | | | | | | | |
| 9/14/2020 | | | | | | | | | |
| 9/15/2020 | | | | | | | | 1.1 | |
| 9/16/2020 | | | | | | | | | 2.2 |
| 3/15/2021 | 1.2 | 1.2 | 2.2 | 6.7 | | 4 | | | |
| 3/16/2021 | | | | | | | | | |
| 3/17/2021 | | | | | | | | 1.2 | |
| 3/18/2021 | | | | | 1.2 | | 1.4 | | 2.2 |
| 8/16/2021 | | 1.5 | 2.3 | | | | | | |
| 8/18/2021 | 1.4 | | | 11 | | 5.2 | | | |
| 8/19/2021 | | | | | | | | | |
| 8/20/2021 | | | | | | | | | |
| 8/23/2021 | | | | | 1.1 | | 1.5 | | |
| 8/24/2021 | | | | | | | | 1.3 | 2.6 |
| 8/25/2021 | | | | | | | | | |
| 2/28/2022 | | | 2.1 | | | | | | |
| 3/1/2022 | | 1.2 | | 8.6 | | 4.2 | | | |
| 3/2/2022 | 1.2 | | | | | | 1.3 | | |
| 3/7/2022 | | | | | | | | | |
| 3/8/2022 | | | | | 0.72 (J) | | | | |
| 3/9/2022 | | | | | | | | 1 | 1.5 |
| 3/10/2022 | | | | | | | | | |
| 8/9/2022 | 1.1 | 1.2 | 2 | 14 | | 5.3 | | | |
| 8/10/2022 | | | | | 0.97 (J) | | 1.3 | 1.1 | |
| 8/11/2022 | | | | | | | | | |
| 8/15/2022 | | | | | | | | | 1.9 |
| 8/16/2022 | | | | | | | | | |
| 8/17/2022 | | | | | | | | | |
| 8/18/2022 | | | | | | | | | |
| 2/13/2023 | 1 | | | | | | | | |
| 2/14/2023 | | 1.2 | 2 | 9.9 | | 3.6 | 1.3 | | |
| 2/15/2023 | | | | | | | | 1.2 | |
| 2/16/2023 | | | | | | | | | |
| 2/17/2023 | | | | | | | | | |
| 2/20/2023 | | | | | 0.92 (J) | | | | 1.8 |
| 2/21/2023 | | | | | | | | | |
| 2/22/2023 | | | | | | | | | |
| 8/8/2023 | 1.2 | | | | | | | | |
| 8/9/2023 | | 1.3 | 2.1 | 13 | | 5.4 | | | |
| 8/10/2023 | | | | | | | | | |
| 8/14/2023 | | | | | | | | | |

# Prediction Limit

Constituent: Chloride (mg/L) Analysis Run 4/6/2026 12:15 PM View: Appendix III - Interwell

Plant Wansley Client: Southern Company Data: Wansley Landfill

| | GWA-29 (bg) | GWA-28 (bg) | GWA-1 (bg) | GWA-4 (bg) | GWC-27 | GWA-2 (bg) | GWC-30 | GWC-32 | GWC-33 |
|---|---|---|---|---|---|---|---|---|---|
| 8/15/2023 | | | | | 0.98 (J) | | | 1.2 | 1.9 |
| 8/16/2023 | | | | | | | 1.4 | | |
| 2/13/2024 | | | 2 | | | | | | |
| 2/14/2024 | 0.93 (J) | 1.1 | | 12 | | 2.8 | | | |
| 2/19/2024 | | | | | | | | | |
| 2/20/2024 | | | | | 1.4 | | | 1.8 | 2.4 |
| 2/21/2024 | | | | | | | 1.8 | | |
| 2/22/2024 | | | | | | | | | |
| 7/29/2024 | | 1.4 | | 11 | | | | | |
| 7/30/2024 | 1.3 | | 2.2 | | 1.2 | 5.1 | | | |
| 7/31/2024 | | | | | | | | | 1.9 |
| 8/1/2024 | | | | | | | | | |
| 8/2/2024 | | | | | | | | | |
| 8/5/2024 | | | | | | | 1.4 | | |
| 8/6/2024 | | | | | | | | 0.62 (J) | |
| 8/7/2024 | | | | | | | | | |
| 2/10/2025 | | 1.4 | | 14 | | | | | |
| 2/11/2025 | 1.1 | | 2.8 | | 1.3 | 4.4 | | | |
| 2/13/2025 | | | | | | | 1.7 | | |
| 2/14/2025 | | | | | | | | | |
| 2/17/2025 | | | | | | | | | |
| 2/18/2025 | | | | | | | | | |
| 2/19/2025 | | | | | | | | 1.1 | 1.6 |
| 8/12/2025 | 1.3 | 1.3 | 2 | 11 | | 4 | | | |
| 8/13/2025 | | | | | 1.3 | | | | |
| 8/14/2025 | | | | | | | 1.5 | 1.8 | |
| 8/15/2025 | | | | | | | | | |
| 8/18/2025 | | | | | | | | | |
| 8/19/2025 | | | | | | | | | 1.9 |
| 10/15/2025 | | | | | | | | | |
| 1/20/2026 | 1.4 | 1.6 | 2.9 | 12 | | 3.1 | | | |
| 1/21/2026 | | | | | 1.2 | | 2.6 | 1.4 | |
| 1/22/2026 | | | | | | | | | 1.6 |

# Prediction Limit

Constituent: Chloride (mg/L) Analysis Run 4/6/2026 12:15 PM View: Appendix III - Interwell

Plant Wansley Client: Southern Company Data: Wansley Landfill

| | GWC-26 | GWC-35 | GWC-34 | GWC-6 | GWC-25 | GWC-5 | GWC-11 | GWC-13 | GWC-8 |
|---|---|---|---|---|---|---|---|---|---|
| 3/22/2016 | | | | | | | | | |
| 3/23/2016 | | | | | | | | | |
| 3/24/2016 | 2.8217 | 4.4998 | 1.2259 | | | | | | |
| 3/28/2016 | | | | 5.312 | 5.992 | 9.818 | | | |
| 3/29/2016 | | | | | | | 3.4214 | 1.3057 | 3.5914 |
| 3/30/2016 | | | | | | | | | |
| 3/31/2016 | | | | | | | | | |
| 5/19/2016 | | | | | | | | | |
| 5/20/2016 | | | | | | | | | |
| 5/23/2016 | | 4.19 | 1.19 | | | 10.4 | | | |
| 5/24/2016 | | | | 6.21 | | | | | 3.16 |
| 5/25/2016 | 2.93 | | | | | | 5.33 | 1.27 | |
| 5/26/2016 | | | | | 8.14 | | | | |
| 7/21/2016 | | 4.4 | 1.3 | 6.6 | | 11 | | | |
| 7/22/2016 | | | | | | | | | |
| 7/25/2016 | | | | | | | 5.8 | | |
| 7/26/2016 | 3 | | | | | | | 1.4 | 5.9 |
| 7/27/2016 | | | | | 6.3 | | | | |
| 9/14/2016 | | | | | | | | | |
| 9/15/2016 | | 4 | 1.2 | 6.1 | | 10 | | 1.3 | |
| 9/16/2016 | | | | | | | | | |
| 9/19/2016 | 2.9 | | | | 5.1 | | 5.2 | | 5.4 |
| 9/20/2016 | | | | | | | | | |
| 11/9/2016 | | | | | | | | | |
| 11/10/2016 | | | | | | | | | |
| 11/11/2016 | | | | | | | | | |
| 11/14/2016 | 2.8 | | | | | | | | |
| 11/15/2016 | | 4.2 | 1.2 | | 3.9 | 11 | | | |
| 11/16/2016 | | | | 6.2 | | | 6.7 | | 6.2 |
| 11/17/2016 | | | | | | | | 1.2 | |
| 11/18/2016 | | | | | | | | | |
| 1/17/2017 | | | | | | | | | |
| 1/19/2017 | 2.8 | | | | | | | | |
| 1/20/2017 | | | | | | | | | |
| 1/24/2017 | | | | | 3.6 | | | | |
| 1/25/2017 | | | 1.2 | | | | | | |
| 1/26/2017 | | 4.2 | | 5.8 | | 9.2 | | | 3.6 |
| 1/31/2017 | | | | | | | 2.1 | 1.2 | |
| 2/1/2017 | | | | | | | | | |
| 2/2/2017 | | | | | | | | | |
| 2/3/2017 | | | | | | | | | |
| 3/15/2017 | | | | | | | | | |
| 3/16/2017 | 2.7 | | | | | | | | |
| 3/17/2017 | | | | | | | | | |
| 3/22/2017 | | 3.9 | 1.1 | 5.2 | | 8.7 | | | |
| 3/23/2017 | | | | | 3.2 | | 2 | 1.2 | 3.9 |
| 3/24/2017 | | | | | | | | | |
| 3/28/2017 | | | | | | | | | |
| 3/29/2017 | | | | | | | | | |
| 4/27/2017 | | | | | | | | | |
| 4/28/2017 | | | | | | | | | |
| 5/1/2017 | 2.8 | | 1.1 | | | | | | |

# Prediction Limit

Constituent: Chloride (mg/L) Analysis Run 4/6/2026 12:15 PM View: Appendix III - Interwell

Plant Wansley Client: Southern Company Data: Wansley Landfill

| | GWC-26 | GWC-35 | GWC-34 | GWC-6 | GWC-25 | GWC-5 | GWC-11 | GWC-13 | GWC-8 |
|---|---|---|---|---|---|---|---|---|---|
| 5/2/2017 | | 4 | | 5.1 | 3.5 | 13 | 3.3 | | |
| 5/3/2017 | | | | | | | | 1.1 | 6.1 |
| 5/4/2017 | | | | | | | | | |
| 7/18/2017 | | | | | | | | | |
| 7/19/2017 | | | | | | | | | |
| 8/1/2017 | | | | | | | | | |
| 8/4/2017 | | | | | | | | | |
| 8/24/2017 | | | | | | | | | |
| 9/6/2017 | | | | | | | | | |
| 10/3/2017 | | 3.8 | 1.1 | 5.4 | | 12 | | | |
| 10/4/2017 | 2.8 | | | | | | 3.5 | | |
| 10/5/2017 | | | | | 3.5 | | | 1.1 | 6.4 |
| 10/6/2017 | | | | | | | | | |
| 12/1/2017 | | | | | | | | | |
| 1/19/2018 | | | | | | | | | |
| 1/22/2018 | 2.6 | | | | | | | | |
| 1/23/2018 | | 3.5 | 0.95 (J) | 5.1 | | 13 | | | |
| 1/24/2018 | | | | | | | 2.3 | | 3.5 |
| 1/25/2018 | | | | | 3.6 | | | 1 | |
| 1/26/2018 | | | | | | | | | |
| 3/15/2018 | | | | | | | | | |
| 3/16/2018 | | | | | | | | | |
| 6/19/2018 | | 3.4 | | | | | | | |
| 6/20/2018 | | | 1.1 | | | | 3.1 | 1.2 | |
| 6/21/2018 | | | | | | | | | 4.5 |
| 6/25/2018 | | | | 5.5 | | 12 | | | |
| 6/26/2018 | | | | | | | | | |
| 6/27/2018 | 2.8 | | | | 5.2 | | | | |
| 9/25/2018 | | | | 6.3 | | | | | |
| 9/26/2018 | | | | | 5.6 | | | | 5.4 |
| 9/27/2018 | 3 | | | | | | 3.3 | | |
| 9/28/2018 | | | | | | | | | |
| 10/1/2018 | | 3.6 | | | | | | | |
| 10/2/2018 | | | 1.1 | | | | | 1.3 | |
| 10/3/2018 | | | | | | 17 | | | |
| 1/17/2019 | | | | | | | | | |
| 1/18/2019 | | | | | | | | | |
| 1/21/2019 | | 3.5 | | | | | | | |
| 1/22/2019 | | | | | | | | 1.2 | 2.8 |
| 1/24/2019 | 3.1 | | | | 8.7 | | 0.94 (J) | | |
| 1/25/2019 | | | | | | | | | |
| 1/28/2019 | | | 1.3 | | | | | | |
| 1/30/2019 | | | | 5.3 | | 15 | | | |
| 1/31/2019 | | | | | | | | | |
| 6/24/2019 | | | | | | | | | |
| 6/25/2019 | 3 | | | | 9 | | | 1.3 | 3.9 |
| 6/26/2019 | | 3.4 | 1.2 | 6 | | 10 | 3.2 | | |
| 6/27/2019 | | | | | | | | | |
| 9/9/2019 | | | | | | | | | |
| 9/10/2019 | | | | | | | | | 6 |
| 9/11/2019 | | | 1.1 | | 7.9 | | | | |
| 9/12/2019 | 2.3 | 3.2 | | 7.7 | | 13 | | 1 | |

# Prediction Limit

Constituent: Chloride (mg/L) Analysis Run 4/6/2026 12:15 PM View: Appendix III - Interwell

Plant Wansley Client: Southern Company Data: Wansley Landfill

| | GWC-26 | GWC-35 | GWC-34 | GWC-6 | GWC-25 | GWC-5 | GWC-11 | GWC-13 | GWC-8 |
|---|---|---|---|---|---|---|---|---|---|
| 9/16/2019 | | | | | | | 3.1 | | |
| 9/17/2019 | | | | | | | | | |
| 3/10/2020 | | | | | | | | | |
| 3/11/2020 | | 3.5 | 1.4 | | | | | | |
| 3/12/2020 | | | | | 6.9 | | | 1.3 | 2.9 |
| 3/13/2020 | 3.1 | | | | | | | | |
| 3/16/2020 | | | | 9.7 | | 9.5 | 0.81 (J) | | |
| 3/17/2020 | | | | | | | | | |
| 3/18/2020 | | | | | | | | | |
| 9/9/2020 | | | | | | 10 | | | |
| 9/10/2020 | | | | | | | 4.2 | 1.4 | |
| 9/11/2020 | | 3.9 | 1.2 | 8.1 | | | | | |
| 9/14/2020 | | | | | 8.2 | | | | 5.5 |
| 9/15/2020 | 3.1 | | | | | | | | |
| 9/16/2020 | | | | | | | | | |
| 3/15/2021 | | | | | | | | | |
| 3/16/2021 | | 4.2 | 1.1 | | | | | | 3.7 |
| 3/17/2021 | 3 | | | 7.8 | 5.9 | 9.7 | 2.8 | 1.4 | |
| 3/18/2021 | | | | | | | | | |
| 8/16/2021 | | | | | | | | | |
| 8/18/2021 | | 4.5 | | 7.5 | | | | | |
| 8/19/2021 | 3.1 | | | | 5.9 | 10 | | | |
| 8/20/2021 | | | | | | | | | 4.1 |
| 8/23/2021 | | | | | | | 2.7 | 1.3 | |
| 8/24/2021 | | | 1.4 | | | | | | |
| 8/25/2021 | | | | | | | | | |
| 2/28/2022 | | | | | | | | | |
| 3/1/2022 | | | | | | | | | |
| 3/2/2022 | | 4.6 | 1.1 | 7.6 | | 11 | | | 3 |
| 3/7/2022 | | | | | | | 1.4 | | |
| 3/8/2022 | | | | | 4.6 | | | 1.4 | |
| 3/9/2022 | 3.3 | | | | | | | | |
| 3/10/2022 | | | | | | | | | |
| 8/9/2022 | | | | | | | | | |
| 8/10/2022 | 2.9 | | 1.2 | | 7.4 | | | | |
| 8/11/2022 | | | | 8.4 | | 10 | | | 5.3 |
| 8/15/2022 | | 5.1 | | | | | 2.3 | 1.3 | |
| 8/16/2022 | | | | | | | | | |
| 8/17/2022 | | | | | | | | | |
| 8/18/2022 | | | | | | | | | |
| 2/13/2023 | | | | | | | | | |
| 2/14/2023 | | | | | | | | | |
| 2/15/2023 | | | | | | | | | 2 |
| 2/16/2023 | | | | | | | | | |
| 2/17/2023 | | | | | | | | | |
| 2/20/2023 | | 6.8 | 1.1 | 5.7 | | 9.4 | | | |
| 2/21/2023 | 2.6 | | | | 5.9 | | 0.8 (J) | 1.1 | |
| 2/22/2023 | | | | | | | | | |
| 8/8/2023 | | | | | | | | | |
| 8/9/2023 | | | | | | | | | 5.4 |
| 8/10/2023 | | | | | | | | | |
| 8/14/2023 | | | | 6.7 | | 9.7 | 1.9 | | |

# Prediction Limit

Constituent: Chloride (mg/L) Analysis Run 4/6/2026 12:15 PM View: Appendix III - Interwell

Plant Wansley Client: Southern Company Data: Wansley Landfill

| | GWC-26 | GWC-35 | GWC-34 | GWC-6 | GWC-25 | GWC-5 | GWC-11 | GWC-13 | GWC-8 |
|---|---|---|---|---|---|---|---|---|---|
| 8/15/2023 | | | | | 8.9 | | | | |
| 8/16/2023 | 3 | 11 | 1.2 | | | | | 1.4 | |
| 2/13/2024 | | | | | | | | | |
| 2/14/2024 | | | | 5.3 | | 11 | 1.4 | | |
| 2/19/2024 | | | | | | | | 1.8 | |
| 2/20/2024 | 3.6 | | | | | | | | |
| 2/21/2024 | | | | | 8.3 | | | | 3 |
| 2/22/2024 | | 19 | 1.6 | | | | | | |
| 7/29/2024 | | | | | | | | | |
| 7/30/2024 | | | | | | | | | 3.4 (J) |
| 7/31/2024 | | | | | | 12 | | | |
| 8/1/2024 | | | | 7.1 | 7.4 | | | | |
| 8/2/2024 | 2.1 | | | | | | | | |
| 8/5/2024 | | 22 | 1.3 | | | | | 1.5 | |
| 8/6/2024 | | | | | | | 2 | | |
| 8/7/2024 | | | | | | | | | |
| 2/10/2025 | | | | | | | | | |
| 2/11/2025 | | | | | | | | | |
| 2/13/2025 | 3.7 | | 1.5 | | | | | | 4.5 |
| 2/14/2025 | | | | | 9.2 | 14 | | | |
| 2/17/2025 | | | | | | | | | |
| 2/18/2025 | | 25 | | 5.7 | | | 1.7 | 1.4 | |
| 2/19/2025 | | | | | | | | | |
| 8/12/2025 | | | | | | | | | |
| 8/13/2025 | 3.3 | | | | 7.7 | | | | 6.6 |
| 8/14/2025 | | 24 | 1.8 | | | | | | |
| 8/15/2025 | | | | 6.2 | | | | | |
| 8/18/2025 | | | | | | 10 | | | |
| 8/19/2025 | | | | | | | | 1.8 | |
| 10/15/2025 | | | | | | | 4.5 | | |
| 1/20/2026 | | | | 6.6 | | | | | |
| 1/21/2026 | | | | | 9 | 9.1 | 1.5 | 1.7 | |
| 1/22/2026 | 3.2 | 23 | 1.3 | | | | | | 4.9 |

# Prediction Limit

Constituent: Chloride (mg/L) Analysis Run 4/6/2026 12:15 PM View: Appendix III - Interwell

Plant Wansley Client: Southern Company Data: Wansley Landfill

| | GWC-9 | GWC-12 | GWC-23 | GWC-18 | GWC-19 | GWC-24 | GWC-20 | GWC-16 | GWC-10 |
|---|---|---|---|---|---|---|---|---|---|
| 3/22/2016 | | | | | | | | | |
| 3/23/2016 | | | | | | | | | |
| 3/24/2016 | | | | | | | | | |
| 3/28/2016 | | | | | | | | | |
| 3/29/2016 | 7.395 | 10.931 | 1.9463 | | | | | | |
| 3/30/2016 | | | | 1.9012 | 2.2278 | 4.6264 | 2.0074 | 1.4751 | 3.7204 |
| 3/31/2016 | | | | | | | | | |
| 5/19/2016 | | | | | | | | | |
| 5/20/2016 | | | | | | | | | |
| 5/23/2016 | | | | | | | | | |
| 5/24/2016 | 16.4 | | | | | | | | |
| 5/25/2016 | | 10.5 | 1.96 | | | 4.6 | | 1.43 | 3.89 |
| 5/26/2016 | | | | 1.78 | 1.53 | | 2 | | |
| 7/21/2016 | | | | | | | | | |
| 7/22/2016 | | 13 | | | | | | | |
| 7/25/2016 | 55 | | | 1.7 | 1.5 | | 2.1 | | |
| 7/26/2016 | | | | | | | | | |
| 7/27/2016 | | | 2.1 | | | 4.9 | | 1.7 | 6.5 |
| 9/14/2016 | | | | | | | | | |
| 9/15/2016 | | 13 | | | | | | | |
| 9/16/2016 | | | | | | 3.6 | | 1.5 | 5.9 |
| 9/19/2016 | 73 | | | 1.6 | 1.4 | | | | |
| 9/20/2016 | | | 1.9 | | | | 2 | | |
| 11/9/2016 | | | | | | | | | |
| 11/10/2016 | | | | | | | | | |
| 11/11/2016 | | | | | | | | | |
| 11/14/2016 | | | | | | | | | |
| 11/15/2016 | | | | | | | | | |
| 11/16/2016 | 83 | 14 | | | | | | | |
| 11/17/2016 | | | | 1.5 | 1.4 | | 1.9 | 1.4 | 7.9 |
| 11/18/2016 | | | 1.8 | | | 3.4 | | | |
| 1/17/2017 | | | | | | | | | |
| 1/19/2017 | | | | | | | | | |
| 1/20/2017 | | | | | | | | | |
| 1/24/2017 | | | | | | | | | |
| 1/25/2017 | | | | | | | | | |
| 1/26/2017 | | | | | | | | | |
| 1/31/2017 | 17 | 17 | | | | | | | |
| 2/1/2017 | | | | 1.9 | | | | 1.4 | 4.9 |
| 2/2/2017 | | | | | 3.1 | | 1.9 | | |
| 2/3/2017 | | | 1.9 | | | 3.6 | | | |
| 3/15/2017 | | | | | | | | | |
| 3/16/2017 | | | | | | | | | |
| 3/17/2017 | | | | | | | | | |
| 3/22/2017 | | | | | | | | | |
| 3/23/2017 | 8.2 | 20 | | | | | | | |
| 3/24/2017 | | | | 1.8 | 2.1 | | | 1.3 | 2.6 |
| 3/28/2017 | | | 1.8 | | | | 1.8 | | |
| 3/29/2017 | | | | | | 3.2 | | | |
| 4/27/2017 | | | | | | | | | |
| 4/28/2017 | | | | | | | | | |
| 5/1/2017 | | | | | | | | | |

# Prediction Limit

Constituent: Chloride (mg/L) Analysis Run 4/6/2026 12:15 PM View: Appendix III - Interwell

Plant Wansley Client: Southern Company Data: Wansley Landfill

| | GWC-9 | GWC-12 | GWC-23 | GWC-18 | GWC-19 | GWC-24 | GWC-20 | GWC-16 | GWC-10 |
|---|---|---|---|---|---|---|---|---|---|
| 5/2/2017 | 11 | | | | | | | | |
| 5/3/2017 | | 18 | | 1.6 | 1.8 | | | 1.3 | 3.9 |
| 5/4/2017 | | | 1.8 | | | 3.2 | 1.9 | | |
| 7/18/2017 | | | | | | | | | |
| 7/19/2017 | | | | | | | | | |
| 8/1/2017 | | | | | | | | | |
| 8/4/2017 | | | | | | | | | |
| 8/24/2017 | | | | | | | | | |
| 9/6/2017 | | | | | | | | | |
| 10/3/2017 | 10 | | | | | | | | |
| 10/4/2017 | | 18 | | | | | | | 3.9 |
| 10/5/2017 | | | 1.8 | 1.5 | 1.6 | 3.3 | | 1.3 | |
| 10/6/2017 | | | | | | | 1.8 | | |
| 12/1/2017 | | | | | | | | | |
| 1/19/2018 | | | | | | | | | |
| 1/22/2018 | | | | | | | | | |
| 1/23/2018 | | | | | | | | | |
| 1/24/2018 | 5.6 | 19 | | | | | | | |
| 1/25/2018 | | | 1.6 | 1.6 | 1.7 | 3.1 | | 1.2 | 4.2 |
| 1/26/2018 | | | | | | | 1.6 | | |
| 3/15/2018 | | | | | | | | | |
| 3/16/2018 | | | | | | | | | |
| 6/19/2018 | | | | | | | | | |
| 6/20/2018 | | | 1.9 | | | | | 1.3 | |
| 6/21/2018 | 4.5 | | | 1.5 | 1.6 | | 1.9 | | 4.6 |
| 6/25/2018 | | | | | | | | | |
| 6/26/2018 | | 20 | | | | | | | |
| 6/27/2018 | | | | | | 3.8 | | | |
| 9/25/2018 | | | | | | | | | |
| 9/26/2018 | 19 | | | | | | | | |
| 9/27/2018 | | | | | 1.3 | | 1.8 | | 5.4 |
| 9/28/2018 | | 21 | | 1.6 | | 3.8 | | | |
| 10/1/2018 | | | 1.9 | | | | | 1.4 | |
| 10/2/2018 | | | | | | | | | |
| 10/3/2018 | | | | | | | | | |
| 1/17/2019 | | | | | | | | | |
| 1/18/2019 | | | | | | | | | |
| 1/21/2019 | | | | | | | | | |
| 1/22/2019 | 2.3 | | | | | | | | |
| 1/24/2019 | | | | | | | | | |
| 1/25/2019 | | 23 | 2 | | | | | 1.5 | |
| 1/28/2019 | | | | 1.7 | 2.2 | | 2 | | |
| 1/30/2019 | | | | | | | | | |
| 1/31/2019 | | | | | | 4.1 | | | 4 |
| 6/24/2019 | | | | | | | | | |
| 6/25/2019 | 7.7 | | | | | | 1.9 | 1.5 | |
| 6/26/2019 | | 21 | 2 | | 1.5 | 4.4 | | | 4.2 |
| 6/27/2019 | | | | 1.6 | | | | | |
| 9/9/2019 | | | | | | | | | |
| 9/10/2019 | | | | | | | | | |
| 9/11/2019 | | 23 | | 1.5 | | 4.2 | 1.9 | 1.6 | |
| 9/12/2019 | | | 1.9 | | 1.3 | | | | |

# Prediction Limit

Constituent: Chloride (mg/L) Analysis Run 4/6/2026 12:15 PM View: Appendix III - Interwell

Plant Wansley Client: Southern Company Data: Wansley Landfill

| | GWC-9 | GWC-12 | GWC-23 | GWC-18 | GWC-19 | GWC-24 | GWC-20 | GWC-16 | GWC-10 |
|---|---|---|---|---|---|---|---|---|---|
| 9/16/2019 | 29 | | | | | | | | |
| 9/17/2019 | | | | | | | | | 3.6 |
| 3/10/2020 | | | | | | | | | |
| 3/11/2020 | | | | | | | | | |
| 3/12/2020 | | | | | | 4.2 | | | |
| 3/13/2020 | | | | | | | | | |
| 3/16/2020 | 2.3 | | | | | | | | |
| 3/17/2020 | | | | 1.9 | | | | 1.9 | 3.7 |
| 3/18/2020 | | 22 | 2.1 | | 2.5 | | 2.1 | | |
| 9/9/2020 | | | | | | | | | |
| 9/10/2020 | | 25 | 2.1 | | | | | | 4.6 |
| 9/11/2020 | 17 | | | | | | | 1.7 | |
| 9/14/2020 | | | | 1.8 | | | | | |
| 9/15/2020 | | | | | 1.4 | 4.9 | 2 | | |
| 9/16/2020 | | | | | | | | | |
| 3/15/2021 | | | | | | | | | |
| 3/16/2021 | 3.3 | 27 | | 1.8 | | | 2 | | |
| 3/17/2021 | | | | | 2.2 | | | 1.6 | |
| 3/18/2021 | | | 2 | | | 4.4 | | | 3.2 |
| 8/16/2021 | | | | | | | | | |
| 8/18/2021 | | | | | | | | | |
| 8/19/2021 | | 27 | | | | 5.2 | | | |
| 8/20/2021 | | | | | | | | 1.8 | 4.8 |
| 8/23/2021 | | | 2.2 | | | | | | |
| 8/24/2021 | | | | 2 | 1.9 | | 2.5 | | |
| 8/25/2021 | 7.4 | | | | | | | | |
| 2/28/2022 | | | | | | | | | |
| 3/1/2022 | | | | | | | | | |
| 3/2/2022 | | | | | | | | | |
| 3/7/2022 | | 33 | | | | | 2.3 | | |
| 3/8/2022 | | | | 1.6 | 1.5 | | | 1.7 | 4.8 |
| 3/9/2022 | 4 | | 1.4 | | | | | | |
| 3/10/2022 | | | | | | 3.2 | | | |
| 8/9/2022 | | | | | | | | | |
| 8/10/2022 | | | | | | | | | |
| 8/11/2022 | | | | 1.6 | 1.2 | | | | |
| 8/15/2022 | | | | | | | | | |
| 8/16/2022 | 11 | 31 | 2 | | | | 1.9 | 1.6 | 3.7 |
| 8/17/2022 | | | | | | | | | |
| 8/18/2022 | | | | | | 5.2 | | | |
| 2/13/2023 | | | | | | | | | |
| 2/14/2023 | | | | | | | | | |
| 2/15/2023 | 4 | 25 | | | | | | | 4.8 |
| 2/16/2023 | | | | | | 4.5 | | | |
| 2/17/2023 | | | | | | | | | |
| 2/20/2023 | | | | 1.5 | | | | 1.4 | |
| 2/21/2023 | | | 1.7 | | 1.7 | | | | |
| 2/22/2023 | | | | | | | 1.7 | | |
| 8/8/2023 | | | | | | | | | |
| 8/9/2023 | 12 | | | 1.7 | 1.3 | | 2 | | |
| 8/10/2023 | | | | | | | | | 5.8 |
| 8/14/2023 | | 25 | | | | | | 1.4 | |

# Prediction Limit

Constituent: Chloride (mg/L) Analysis Run 4/6/2026 12:15 PM View: Appendix III - Interwell

Plant Wansley Client: Southern Company Data: Wansley Landfill

| | GWC-9 | GWC-12 | GWC-23 | GWC-18 | GWC-19 | GWC-24 | GWC-20 | GWC-16 | GWC-10 |
|---|---|---|---|---|---|---|---|---|---|
| 8/15/2023 | | | 1.9 | | | | | | |
| 8/16/2023 | | | | | | 4.1 | | | |
| 2/13/2024 | | | | | | | | | |
| 2/14/2024 | | | | | | | | | |
| 2/19/2024 | 6.7 | | 2.4 | | | | | | |
| 2/20/2024 | | 26 | | | | | 2.5 | | 7.4 |
| 2/21/2024 | | | | 2.1 | 2.5 | | | 2 | |
| 2/22/2024 | | | | | | 5.5 | | | |
| 7/29/2024 | | | | | | | | | |
| 7/30/2024 | | | 2.2 | | | | | | |
| 7/31/2024 | 6.1 | | | | | | | | 6.7 |
| 8/1/2024 | | | | | | | | | |
| 8/2/2024 | | | | | | | 3.4 | | |
| 8/5/2024 | | | | | | | | 1.7 | |
| 8/6/2024 | | 26 | | | 1.4 | 4.9 | | | |
| 8/7/2024 | | | | 1.8 | | | | | |
| 2/10/2025 | | | | | | | | | |
| 2/11/2025 | | | 2.7 | | | | | 2.4 | |
| 2/13/2025 | | | | 2.1 | | | | | |
| 2/14/2025 | | | | | 2.1 | 5.3 | 2.2 | | |
| 2/17/2025 | | 29 | | | | | | | |
| 2/18/2025 | 7.1 | | | | | | | | |
| 2/19/2025 | | | | | | | | | 7 |
| 8/12/2025 | | | 1.8 | | | | 1.9 | | |
| 8/13/2025 | 12 | | | 2.3 | 1.8 | | | | |
| 8/14/2025 | | | | | | 3.7 | | | |
| 8/15/2025 | | | | | | | | 1.8 | |
| 8/18/2025 | | 29 | | | | | | | |
| 8/19/2025 | | | | | | | | | 5.7 |
| 10/15/2025 | | | | | | | | | |
| 1/20/2026 | | | | | | | | | |
| 1/21/2026 | | 25 | | 1.9 | 1.9 | 4.8 | 2.3 | 1.6 | 5.5 |
| 1/22/2026 | 9 | | 2 | | | | | | |

# Prediction Limit

Constituent: Chloride (mg/L) Analysis Run 4/6/2026 12:15 PM View: Appendix III - Interwell

Plant Wansley Client: Southern Company Data: Wansley Landfill

| | GWC-14 | GWC-21 | GWC-15 | GWC-17 | GWA-3 (bg) | GWC-22 | GWC-7 |
|---|---|---|---|---|---|---|---|
| 3/22/2016 | | | | | | | |
| 3/23/2016 | | | | | | | |
| 3/24/2016 | | | | | | | |
| 3/28/2016 | | | | | | | |
| 3/29/2016 | | | | | | | 8.5125 (O) |
| 3/30/2016 | 49.11 | 3.9326 | 9.921 | 1.3046 | | | |
| 3/31/2016 | | | | | 8.3045 | 1.8479 | |
| 5/19/2016 | | | | | | | |
| 5/20/2016 | | | | | | | |
| 5/23/2016 | | | | | | | |
| 5/24/2016 | | | | | | | 32.8 |
| 5/25/2016 | 65.8 | | 6.31 | 1.31 | 10.1 | | |
| 5/26/2016 | | 3.59 | | | | 1.71 | |
| 7/21/2016 | | | | | | | |
| 7/22/2016 | | | | | | | 31 |
| 7/25/2016 | | | | | | | |
| 7/26/2016 | 64 | 3.3 | 3.6 | | | 1.8 | |
| 7/27/2016 | | | | 1.4 | 10 | | |
| 9/14/2016 | | | | | | | |
| 9/15/2016 | 110 | | | | | | 29 |
| 9/16/2016 | | | | | | | |
| 9/19/2016 | | | | 1.3 | | | |
| 9/20/2016 | | 3.1 | 2.7 | | | 1.7 | |
| 11/9/2016 | | | | | | | |
| 11/10/2016 | | | | | | | |
| 11/11/2016 | | | | | | | |
| 11/14/2016 | | | | | | | |
| 11/15/2016 | | | | | | | |
| 11/16/2016 | | | | | | | 32 |
| 11/17/2016 | 180 | 3 | 2.5 | 1.3 | | 1.7 | |
| 11/18/2016 | | | | | | | |
| 1/17/2017 | | | | | | | |
| 1/19/2017 | | | | | | | |
| 1/20/2017 | | | | | | | |
| 1/24/2017 | | | | | | | |
| 1/25/2017 | | | | | | | |
| 1/26/2017 | | | | | | | 29 |
| 1/31/2017 | | | | | | | |
| 2/1/2017 | 46 | | 5.4 | 1.2 | | | |
| 2/2/2017 | | <1 | | | | | |
| 2/3/2017 | | | | | | 1.6 | |
| 3/15/2017 | | | | | | | |
| 3/16/2017 | | | | | | | |
| 3/17/2017 | | | | | | | |
| 3/22/2017 | | | | | | | 28 |
| 3/23/2017 | 68 | | 6.6 | | | | |
| 3/24/2017 | | | | 1.1 | | | |
| 3/28/2017 | | 3.4 | | | | 1.5 | |
| 3/29/2017 | | | | | | | |
| 4/27/2017 | | | | | | | |
| 4/28/2017 | | | | | | | |
| 5/1/2017 | | | | | | | |

ND substitution: RL or RL/2 if <15% NDs.

# Prediction Limit

Constituent: Chloride (mg/L) Analysis Run 4/6/2026 12:15 PM View: Appendix III - Interwell

Plant Wansley Client: Southern Company Data: Wansley Landfill

| | GWC-14 | GWC-21 | GWC-15 | GWC-17 | GWA-3 (bg) | GWC-22 | GWC-7 |
|---|---|---|---|---|---|---|---|
| 5/2/2017 | | | | | | | 26 |
| 5/3/2017 | 49 | | 5.1 | 1.2 | | 1.5 | |
| 5/4/2017 | | 3.4 | | | | | |
| 7/18/2017 | | | | | | | |
| 7/19/2017 | | | | | | | |
| 8/1/2017 | | | | | | | |
| 8/4/2017 | | | | | | | |
| 8/24/2017 | | | | | | | |
| 9/6/2017 | | | | | | | |
| 10/3/2017 | | | | | 9.5 | | 23 |
| 10/4/2017 | 160 | | 4.2 | 1.1 | | | |
| 10/5/2017 | | | | | | 1.5 | |
| 10/6/2017 | | 3.2 | | | | | |
| 12/1/2017 | 150 | | | | | | |
| 1/19/2018 | | | | | | | |
| 1/22/2018 | | | | | | | |
| 1/23/2018 | | | | | | | 18 |
| 1/24/2018 | | | | | | | |
| 1/25/2018 | 52 | | 6.5 | 0.99 (J) | | 1.3 | |
| 1/26/2018 | | 3.3 | | | | | |
| 3/15/2018 | | | | | | | |
| 3/16/2018 | | | | | | | |
| 6/19/2018 | | | | | | | |
| 6/20/2018 | 150 | 3.5 | 3.4 | | 12 | 1.5 | |
| 6/21/2018 | | | | | | | |
| 6/25/2018 | | | | | | | 19 |
| 6/26/2018 | | | | 1.1 | | | |
| 6/27/2018 | | | | | | | |
| 9/25/2018 | | | | | | | |
| 9/26/2018 | | | | | | | |
| 9/27/2018 | | 3.1 | | | | | |
| 9/28/2018 | | | | | | | |
| 10/1/2018 | 74 | | 4.3 | | | 1.6 | |
| 10/2/2018 | | | | 1.2 | | | 19 |
| 10/3/2018 | | | | | | | |
| 1/17/2019 | | | | | | | |
| 1/18/2019 | | | | | 19 | | |
| 1/21/2019 | | | | | | | 17 |
| 1/22/2019 | 80 | | 9.1 | | | | |
| 1/24/2019 | | 4.1 | | 1.2 | | 1.6 | |
| 1/25/2019 | | | | | | | |
| 1/28/2019 | | | | | | | |
| 1/30/2019 | | | | | | | |
| 1/31/2019 | | | | | | | |
| 6/24/2019 | | | | | | | |
| 6/25/2019 | 82 | 3.5 | 5.8 | 1.2 | <1 | 1.7 | 16 |
| 6/26/2019 | | | | | | | |
| 6/27/2019 | | | | | | | |
| 9/9/2019 | | | | | | | |
| 9/10/2019 | | | | | | 1.6 | 15 |
| 9/11/2019 | | 2.9 | | 1.1 | 22 | | |
| 9/12/2019 | 190 | | | | | | |

ND substitution: RL or RL/2 if <15% NDs.

# Prediction Limit

Constituent: Chloride (mg/L) Analysis Run 4/6/2026 12:15 PM View: Appendix III - Interwell

Plant Wansley Client: Southern Company Data: Wansley Landfill

| | GWC-14 | GWC-21 | GWC-15 | GWC-17 | GWA-3 (bg) | GWC-22 | GWC-7 |
|---|---|---|---|---|---|---|---|
| 9/16/2019 | | | | | | | |
| 9/17/2019 | | | 2.8 | | | | |
| 3/10/2020 | | | | | 43 | | |
| 3/11/2020 | | | | | | | |
| 3/12/2020 | | | | | | | 13 |
| 3/13/2020 | | | | | | | |
| 3/16/2020 | | | 9.5 | | | | |
| 3/17/2020 | 120 | | | 1.3 | | | |
| 3/18/2020 | | 3.8 | | | | 1.8 | |
| 9/9/2020 | | | | | 34 | | |
| 9/10/2020 | 140 | | 3.7 | | | 1.6 | |
| 9/11/2020 | | | | | | | |
| 9/14/2020 | | | | 1.3 | | | 12 |
| 9/15/2020 | | 3.2 | | | | | |
| 9/16/2020 | | | | | | | |
| 3/15/2021 | | | | | 49 | 1.5 | |
| 3/16/2021 | | 3.5 | | 1.2 | | | 13 |
| 3/17/2021 | 140 | | | | | | |
| 3/18/2021 | | | 6.3 | | | | |
| 8/16/2021 | | | | | | | |
| 8/18/2021 | | | | | 41 | | |
| 8/19/2021 | | 15 | | | | 1.8 | 12 |
| 8/20/2021 | | | | 1.4 | | | |
| 8/23/2021 | 99 | | | | | | |
| 8/24/2021 | | | 5.1 | | | | |
| 8/25/2021 | | | | | | | |
| 2/28/2022 | | | | | | | |
| 3/1/2022 | | | | | 15 | | |
| 3/2/2022 | | | | | | | 22 |
| 3/7/2022 | 160 | 3.7 | 8.8 | | | | |
| 3/8/2022 | | | | 0.86 (J) | | 1.3 | |
| 3/9/2022 | | | | | | | |
| 3/10/2022 | | | | | | | |
| 8/9/2022 | | | | | 44 | | |
| 8/10/2022 | | | | | | | |
| 8/11/2022 | | | | 1.2 | | | 26 |
| 8/15/2022 | | | | | | | |
| 8/16/2022 | 150 | 2.7 | 3.7 | | | | |
| 8/17/2022 | | | | | | 1.5 | |
| 8/18/2022 | | | | | | | |
| 2/13/2023 | | | | | | | |
| 2/14/2023 | | | | | 18 | 1.4 | |
| 2/15/2023 | | | | | | | |
| 2/16/2023 | | | | | | | |
| 2/17/2023 | 84 | | | | | | |
| 2/20/2023 | | | | 1.2 | | | |
| 2/21/2023 | | 2.6 | 3 | | | | 35 |
| 2/22/2023 | | | | | | | |
| 8/8/2023 | | | | | 59 | | |
| 8/9/2023 | | 2.6 | | | | | 19 |
| 8/10/2023 | | | | 1.3 | | | |
| 8/14/2023 | 44 | | 3.8 | | | 1.4 | |

# Prediction Limit

Constituent: Chloride (mg/L) Analysis Run 4/6/2026 12:15 PM View: Appendix III - Interwell

Plant Wansley Client: Southern Company Data: Wansley Landfill

| | GWC-14 | GWC-21 | GWC-15 | GWC-17 | GWA-3 (bg) | GWC-22 | GWC-7 |
|---|---|---|---|---|---|---|---|
| 8/15/2023 | | | | | | | |
| 8/16/2023 | | | | | | | |
| 2/13/2024 | | | | | | | |
| 2/14/2024 | | | | | | 1.4 | |
| 2/19/2024 | 110 | 3.5 | | | | | |
| 2/20/2024 | | | | 1.6 | | | |
| 2/21/2024 | | | 6.4 | | | | 27 |
| 2/22/2024 | | | | | | | |
| 7/29/2024 | | | | | | | |
| 7/30/2024 | | 4.9 (J) | | | | | |
| 7/31/2024 | | | | | 16 | | |
| 8/1/2024 | | | | | | | 15 |
| 8/2/2024 | | | | | | | |
| 8/5/2024 | | | | | | | |
| 8/6/2024 | 130 | | 3.3 | | | 2 | |
| 8/7/2024 | | | | 7.1 | | | |
| 2/10/2025 | | | | | | | |
| 2/11/2025 | | 3.9 | | | | 2.1 | |
| 2/13/2025 | | | | 1.7 | | | 21 |
| 2/14/2025 | | | | | | | |
| 2/17/2025 | 41 | | | | | | |
| 2/18/2025 | | | 5.9 | | | | |
| 2/19/2025 | | | | | | | |
| 8/12/2025 | | 2.3 | | | | 1.6 | |
| 8/13/2025 | | | | 1.7 | <1 | | |
| 8/14/2025 | | | | | | | |
| 8/15/2025 | | | | | | | |
| 8/18/2025 | | | 4.1 | | | | 15 |
| 8/19/2025 | 110 | | | | | | |
| 10/15/2025 | | | | | | | |
| 1/20/2026 | 120 | 2.6 | | | | 1.6 | |
| 1/21/2026 | | | 3.4 | 1.6 | | | |
| 1/22/2026 | | | | | | | 16 |

ND substitution: RL or RL/2 if <15% NDs.

# Prediction Limit

Constituent: Fluoride (mg/L) Analysis Run 4/6/2026 12:15 PM View: Appendix III - Interwell

Plant Wansley Client: Southern Company Data: Wansley Landfill

| | GWA-29 (bg) | GWA-28 (bg) | GWA-1 (bg) | GWC-30 | GWC-33 | GWC-27 | GWC-32 | GWA-2 (bg) | GWA-4 (bg) |
|---|---|---|---|---|---|---|---|---|---|
| 3/22/2016 | 2.2163 | 1.4375 | | | | | | | |
| 3/23/2016 | | | 0.019 (J) | 0.0999 (J) | 2.8158 | 0.4759 | 2.1209 | 0.0276 (J) | 0.0713 (J) |
| 3/24/2016 | | | | | | | | | |
| 3/28/2016 | | | | | | | | | |
| 3/29/2016 | | | | | | | | | |
| 3/30/2016 | | | | | | | | | |
| 3/31/2016 | | | | | | | | | |
| 5/19/2016 | 2.35 | | | | | | | | 0.078 (J) |
| 5/20/2016 | | | 0.02 (J) | 0.104 (J) | | | | | |
| 5/23/2016 | | 1.62 | | | | | | | |
| 5/24/2016 | | | | | | 0.198 (J) | 2.71 | 0.023 (J) | |
| 5/25/2016 | | | | | | | | | |
| 5/26/2016 | | | | | | | | | |
| 7/21/2016 | 3.2 | | <0.2 | 0.11 (J) | | | | | <0.2 |
| 7/22/2016 | | | | | | | 3.5 | | |
| 7/25/2016 | | 1.7 | | | | | | | |
| 7/26/2016 | | | | | | 1.2 | | <0.2 | |
| 7/27/2016 | | | | | | | | | |
| 9/14/2016 | | | | | | | | | <0.2 |
| 9/15/2016 | | 1.6 | <0.2 | | | | | | |
| 9/16/2016 | | | | | | | 3.5 | <0.2 | |
| 9/19/2016 | | | | | | 0.64 | | | |
| 9/20/2016 | | | | 0.092 (J) | | | | | |
| 11/9/2016 | | 1.7 | | | | | | | |
| 11/10/2016 | | | | | | | | <0.2 | <0.2 |
| 11/11/2016 | | | <0.2 | | | 1.2 | | | |
| 11/14/2016 | | | | <0.2 | | | | | |
| 11/15/2016 | | | | | | | 3.2 | | |
| 11/16/2016 | | | | | | | | | |
| 11/17/2016 | | | | | 4.1 | | | | |
| 11/18/2016 | | | | | | | | | |
| 1/17/2017 | 2.6 | 1.6 | | | | | | | <0.2 |
| 1/19/2017 | | | <0.2 | | | | | <0.2 | |
| 1/20/2017 | | | | | | 0.83 | | | |
| 1/24/2017 | | | | 0.094 (J) | | | | | |
| 1/25/2017 | | | | | 5.6 | | | | |
| 1/26/2017 | | | | | | | 3.9 | | |
| 1/31/2017 | | | | | | | | | |
| 2/1/2017 | | | | | | | | | |
| 2/2/2017 | | | | | | | | | |
| 2/3/2017 | | | | | | | | | |
| 3/15/2017 | 1.9 | | | | | | | | |
| 3/16/2017 | | 1.7 | <0.2 | | | 0.32 | | | <0.2 |
| 3/17/2017 | | | | 0.084 (J) | | | | <0.2 | |
| 3/22/2017 | | | | | | | | | |
| 3/23/2017 | | | | | 3.1 | | | | |
| 3/24/2017 | | | | | | | 3.2 | | |
| 3/28/2017 | | | | | | | | | |
| 3/29/2017 | | | | | | | | | |
| 4/27/2017 | 2.5 | 1.4 | | | | | | | <0.2 |
| 4/28/2017 | | | <0.2 | | | 0.83 | | <0.2 | |
| 5/1/2017 | | | | 0.092 (J) | 4.2 | | | | |

ND substitution: RL or RL/2 if <15% NDs.

# Prediction Limit

Constituent: Fluoride (mg/L) Analysis Run 4/6/2026 12:15 PM View: Appendix III - Interwell

Plant Wansley Client: Southern Company Data: Wansley Landfill

| | GWA-29 (bg) | GWA-28 (bg) | GWA-1 (bg) | GWC-30 | GWC-33 | GWC-27 | GWC-32 | GWA-2 (bg) | GWA-4 (bg) |
|---|---|---|---|---|---|---|---|---|---|
| 5/2/2017 | | | | | | | 3.5 | | |
| 5/3/2017 | | | | | | | | | |
| 5/4/2017 | | | | | | | | | |
| 7/18/2017 | 2.2 | | | | | | | | |
| 7/19/2017 | | | | | 3.4 | | | | |
| 8/1/2017 | 2.5 | | | | | | | | |
| 8/4/2017 | | | | | 4 | | | | |
| 8/24/2017 | | | | | 4.2 | | | | |
| 9/6/2017 | | | | | <20 (o) | | | | |
| 10/3/2017 | 2.3 | 1.7 | | | | 0.18 (J) | | <0.2 | <0.2 |
| 10/4/2017 | | | <0.2 | 0.091 (J) | | | | | |
| 10/5/2017 | | | | | 3.9 | | | | |
| 10/6/2017 | | | | | | | 3.5 | | |
| 11/30/2017 | | | | | 2.8 | | | | |
| 12/1/2017 | | | | | | | 3.4 | | |
| 1/19/2018 | 2.1 | 1.4 | <0.2 | | | 0.6 | | <0.2 | |
| 1/22/2018 | | | | | | | | | <0.2 |
| 1/23/2018 | | | | | 3.4 | | 3.1 | | |
| 1/24/2018 | | | | <0.2 | | | | | |
| 1/25/2018 | | | | | | | | | |
| 1/26/2018 | | | | | | | | | |
| 6/19/2018 | 2.3 | 1.6 | <0.2 | | | | | <0.2 | 0.084 (J) |
| 6/20/2018 | | | | | | | | | |
| 6/21/2018 | | | | <0.2 | | | | | |
| 6/25/2018 | | | | | | | | | |
| 6/26/2018 | | | | | 2.1 | | 2.6 | | |
| 6/27/2018 | | | | | | 0.73 | | | |
| 9/25/2018 | 2.3 | 1.7 | <0.2 | | | | | <0.2 | <0.2 |
| 9/26/2018 | | | | | | | | | |
| 9/27/2018 | | | | | | 0.91 | | | |
| 9/28/2018 | | | | | | | | | |
| 10/1/2018 | | | | | | | | | |
| 10/2/2018 | | | | | 2.1 | | 2.4 | | |
| 10/3/2018 | | | | 0.13 (J) | | | | | |
| 1/17/2019 | | | <0.2 | | | | | <0.2 | 0.06 (J) |
| 1/18/2019 | 2 | | | | | | | | |
| 1/21/2019 | | 1.6 | | | | | | | |
| 1/22/2019 | | | | | | | | | |
| 1/24/2019 | | | | | | 0.039 (J) | | | |
| 1/25/2019 | | | | | | | | | |
| 1/28/2019 | | | | | | | | | |
| 1/30/2019 | | | | 0.1 (J) | 2.3 | | 2.3 | | |
| 1/31/2019 | | | | | | | | | |
| 6/24/2019 | | | 0.031 (J) | | | | | 0.032 (J) | 0.08 (J) |
| 6/25/2019 | 0.034 (J) | 1.9 | | | | | | | |
| 6/26/2019 | | | | | 2.4 | 0.85 | | | |
| 6/27/2019 | | | | 0.073 (J) | | | 2 | | |
| 9/9/2019 | | | <0.2 | | | | | | |
| 9/10/2019 | 2.6 | 1.8 | | 0.1 (J) | | | | <0.2 | 0.091 (J) |
| 9/11/2019 | | | | | | | | | |
| 9/12/2019 | | | | | 2.4 | 0.18 | 2.8 | | |
| 9/16/2019 | | | | | | | | | |

ND substitution: RL or RL/2 if <15% NDs.

# Prediction Limit

Constituent: Fluoride (mg/L) Analysis Run 4/6/2026 12:15 PM View: Appendix III - Interwell

Plant Wansley Client: Southern Company Data: Wansley Landfill

| | GWA-29 (bg) | GWA-28 (bg) | GWA-1 (bg) | GWC-30 | GWC-33 | GWC-27 | GWC-32 | GWA-2 (bg) | GWA-4 (bg) |
|---|---|---|---|---|---|---|---|---|---|
| 9/17/2019 | | | | | | | | | |
| 3/10/2020 | 1.7 | 2 | <0.2 | | | | | <0.2 | 0.056 (J) |
| 3/11/2020 | | | | 0.066 (J) | | | | | |
| 3/12/2020 | | | | | 2.1 | 0.044 (J) | | | |
| 3/13/2020 | | | | | | | | | |
| 3/16/2020 | | | | | | | | | |
| 3/17/2020 | | | | | | | | | |
| 3/18/2020 | | | | | | | 2.8 | | |
| 9/9/2020 | 1.9 | 1.8 | <0.2 | | | 0.8 | | | 0.06 (J) |
| 9/10/2020 | | | | 0.081 (J) | | | | <0.2 | |
| 9/11/2020 | | | | | | | | | |
| 9/14/2020 | | | | | | | | | |
| 9/15/2020 | | | | | | | 2.2 | | |
| 9/16/2020 | | | | | 1.4 | | | | |
| 3/15/2021 | 1.7 | 1.3 | 0.036 (J) | | | | | <0.2 | 0.046 (J) |
| 3/16/2021 | | | | | | | | | |
| 3/17/2021 | | | | | | | 2.3 | | |
| 3/18/2021 | | | | 0.072 (J) | 2.1 | 0.72 | | | |
| 8/16/2021 | | 1.6 | <0.2 | | | | | | |
| 8/18/2021 | 2 | | | | | | | <0.2 | 0.079 (J) |
| 8/19/2021 | | | | | | | | | |
| 8/20/2021 | | | | | | | | | |
| 8/23/2021 | | | | 0.12 | | 0.27 | | | |
| 8/24/2021 | | | | | 1.1 | | 2.1 | | |
| 8/25/2021 | | | | | | | | | |
| 2/28/2022 | | | <0.2 | | | | | | |
| 3/1/2022 | | 1.3 | | | | | | <0.2 | 0.035 (J) |
| 3/2/2022 | 1.8 | | | 0.047 (J) | | | | | |
| 3/7/2022 | | | | | | | | | |
| 3/8/2022 | | | | | | 0.5 | | | |
| 3/9/2022 | | | | | 2.1 | | 1.9 | | |
| 3/10/2022 | | | | | | | | | |
| 8/9/2022 | 1.9 | 1.5 | <0.2 | | | | | <0.2 | 0.066 (J) |
| 8/10/2022 | | | | 0.075 (J) | | 0.67 | 2.1 | | |
| 8/11/2022 | | | | | | | | | |
| 8/15/2022 | | | | | 2.3 | | | | |
| 8/16/2022 | | | | | | | | | |
| 8/17/2022 | | | | | | | | | |
| 8/18/2022 | | | | | | | | | |
| 2/13/2023 | 1.7 | | | | | | | | |
| 2/14/2023 | | 2 | <0.2 | 0.091 (J) | | | | <0.2 | 0.076 (J) |
| 2/15/2023 | | | | | | | 2.3 | | |
| 2/16/2023 | | | | | | | | | |
| 2/17/2023 | | | | | | | | | |
| 2/20/2023 | | | | | 2.4 | 0.16 | | | |
| 2/21/2023 | | | | | | | | | |
| 2/22/2023 | | | | | | | | | |
| 8/8/2023 | 2.1 | | | | | | | | |
| 8/9/2023 | | 1.8 | <0.2 | | | | | <0.2 | 0.08 (J) |
| 8/10/2023 | | | | | | | | | |
| 8/14/2023 | | | | | | | | | |
| 8/15/2023 | | | | | 2 | 0.61 | 2 | | |

ND substitution: RL or RL/2 if <15% NDs.

# Prediction Limit

Constituent: Fluoride (mg/L) Analysis Run 4/6/2026 12:15 PM View: Appendix III - Interwell

Plant Wansley Client: Southern Company Data: Wansley Landfill

| | GWA-29 (bg) | GWA-28 (bg) | GWA-1 (bg) | GWC-30 | GWC-33 | GWC-27 | GWC-32 | GWA-2 (bg) | GWA-4 (bg) |
|---|---|---|---|---|---|---|---|---|---|
| 8/16/2023 | | | | 0.073 (J) | | | | | |
| 2/13/2024 | | | <0.2 | | | | | | |
| 2/14/2024 | 1.2 | 0.95 | | | | | | <0.2 | <0.2 |
| 2/19/2024 | | | | | | | | | |
| 2/20/2024 | | | | | 2.1 | 0.49 | 2.5 | | |
| 2/21/2024 | | | | <0.2 | | | | | |
| 2/22/2024 | | | | | | | | | |
| 7/29/2024 | | 1.4 | | | | | | | 0.059 (J) |
| 7/30/2024 | 1.9 | | <0.2 | | | 0.64 | | <0.2 | |
| 7/31/2024 | | | | | 2 | | | | |
| 8/1/2024 | | | | | | | | | |
| 8/2/2024 | | | | | | | | | |
| 8/5/2024 | | | | 0.042 (J) | | | | | |
| 8/6/2024 | | | | | | | 0.69 | | |
| 8/7/2024 | | | | | | | | | |
| 2/10/2025 | | 0.7 | | | | | | | <0.2 |
| 2/11/2025 | 1.4 | | <0.2 | | | 0.34 | | <0.2 | |
| 2/13/2025 | | | | <0.2 | | | | | |
| 2/14/2025 | | | | | | | | | |
| 2/17/2025 | | | | | | | | | |
| 2/18/2025 | | | | | | | | | |
| 2/19/2025 | | | | | 1.7 | | 2.2 | | |
| 8/12/2025 | 1.4 | 0.93 | <0.2 | | | | | 0.11 (J) | 0.09 (J) |
| 8/13/2025 | | | | | | 0.58 | | | |
| 8/14/2025 | | | | 0.12 (J) | | | 2.2 | | |
| 8/15/2025 | | | | | | | | | |
| 8/18/2025 | | | | | | | | | |
| 8/19/2025 | | | | | 2.1 | | | | |
| 10/15/2025 | | | | | | | | | |
| 1/20/2026 | 1.3 | 1.2 | 0.13 (J) | | | | | 0.13 (J) | 0.13 (J) |
| 1/21/2026 | | | | 0.21 | | 0.53 | 1.9 | | |
| 1/22/2026 | | | | | 2.4 | | | | |

ND substitution: RL or RL/2 if <15% NDs.

# Prediction Limit

Constituent: Fluoride (mg/L) Analysis Run 4/6/2026 12:15 PM View: Appendix III - Interwell

Plant Wansley Client: Southern Company Data: Wansley Landfill

| | GWC-34 | GWC-26 | GWC-35 | GWC-6 | GWC-25 | GWC-5 | GWC-11 | GWC-9 | GWC-12 |
|---|---|---|---|---|---|---|---|---|---|
| 3/22/2016 | | | | | | | | | |
| 3/23/2016 | | | | | | | | | |
| 3/24/2016 | 0.1653 (J) | 0.0318 (J) | 0.0396 (J) | | | | | | |
| 3/28/2016 | | | | 0.0752 (J) | 0.0542 (J) | 0.1116 (J) | | | |
| 3/29/2016 | | | | | | | 0.1377 (J) | 0.0671 (J) | 0.1936 (J) |
| 3/30/2016 | | | | | | | | | |
| 3/31/2016 | | | | | | | | | |
| 5/19/2016 | | | | | | | | | |
| 5/20/2016 | | | | | | | | | |
| 5/23/2016 | 0.155 (J) | | 0.0343 (J) | | | 0.1022 (J) | | | |
| 5/24/2016 | | | | 0.081 (J) | | | | 0.06 (J) | |
| 5/25/2016 | | 0.0282 (J) | | | | | 0.1521 (J) | | 0.1797 (J) |
| 5/26/2016 | | | | | 0.034 (J) | | | | |
| 7/21/2016 | 0.19 (J) | | <0.2 | 0.088 (J) | | 0.11 (J) | | | |
| 7/22/2016 | | | | | | | | | 0.22 |
| 7/25/2016 | | | | | | | 0.21 | 0.096 (J) | |
| 7/26/2016 | | <0.2 | | | | | | | |
| 7/27/2016 | | | | | <0.2 | | | | |
| 9/14/2016 | | | | | | | | | |
| 9/15/2016 | 0.16 (J) | | <0.2 | 0.084 (J) | | 0.084 (J) | | | 0.18 (J) |
| 9/16/2016 | | | | | | | | | |
| 9/19/2016 | | <0.2 | | | <0.2 | | 0.15 (J) | <0.2 | |
| 9/20/2016 | | | | | | | | | |
| 11/9/2016 | | | | | | | | | |
| 11/10/2016 | | | | | | | | | |
| 11/11/2016 | | | | | | | | | |
| 11/14/2016 | | <0.2 | | | | | | | |
| 11/15/2016 | 0.14 (J) | | <0.2 | | <0.2 | <0.2 | | | |
| 11/16/2016 | | | | <0.2 | | | 0.14 (J) | <0.2 | 0.16 (J) |
| 11/17/2016 | | | | | | | | | |
| 11/18/2016 | | | | | | | | | |
| 1/17/2017 | | | | | | | | | |
| 1/19/2017 | | <0.2 | | | | | | | |
| 1/20/2017 | | | | | | | | | |
| 1/24/2017 | | | | | <0.2 | | | | |
| 1/25/2017 | 0.16 (J) | | | | | | | | |
| 1/26/2017 | | | <0.2 | <0.2 | | <0.2 | | | |
| 1/31/2017 | | | | | | | <0.2 | <0.2 | 0.19 (J) |
| 2/1/2017 | | | | | | | | | |
| 2/2/2017 | | | | | | | | | |
| 2/3/2017 | | | | | | | | | |
| 3/15/2017 | | | | | | | | | |
| 3/16/2017 | | <0.2 | | | | | | | |
| 3/17/2017 | | | | | | | | | |
| 3/22/2017 | 0.14 (J) | | <0.2 | <0.2 | | <0.2 | | | |
| 3/23/2017 | | | | | <0.2 | | 0.097 (J) | 0.12 (J) | 0.17 (J) |
| 3/24/2017 | | | | | | | | | |
| 3/28/2017 | | | | | | | | | |
| 3/29/2017 | | | | | | | | | |
| 4/27/2017 | | | | | | | | | |
| 4/28/2017 | | | | | | | | | |
| 5/1/2017 | 0.16 (J) | <0.2 | | | | | | | |

ND substitution: RL or RL/2 if <15% NDs.

# Prediction Limit

Constituent: Fluoride (mg/L) Analysis Run 4/6/2026 12:15 PM View: Appendix III - Interwell

Plant Wansley Client: Southern Company Data: Wansley Landfill

| | GWC-34 | GWC-26 | GWC-35 | GWC-6 | GWC-25 | GWC-5 | GWC-11 | GWC-9 | GWC-12 |
|---|---|---|---|---|---|---|---|---|---|
| 5/2/2017 | | | <0.2 | <0.2 | <0.2 | 0.1 (J) | 0.11 (J) | <0.2 | |
| 5/3/2017 | | | | | | | | | 0.19 (J) |
| 5/4/2017 | | | | | | | | | |
| 7/18/2017 | | | | | | | | | |
| 7/19/2017 | | | | | | | | | |
| 8/1/2017 | | | | | | | | | |
| 8/4/2017 | | | | | | | | | |
| 8/24/2017 | | | | | | | | | |
| 9/6/2017 | | | | | | | | | |
| 10/3/2017 | 0.17 (J) | | <0.2 | <0.2 | | 0.089 (J) | | <0.2 | |
| 10/4/2017 | | <0.2 | | | | | 0.16 (J) | | 0.2 |
| 10/5/2017 | | | | | <0.2 | | | | |
| 10/6/2017 | | | | | | | | | |
| 11/30/2017 | | | | | | | | | |
| 12/1/2017 | | | | | | | | | |
| 1/19/2018 | | | | | | | | | |
| 1/22/2018 | | <0.2 | | | | | | | |
| 1/23/2018 | 0.13 (J) | | <0.2 | <0.2 | | 0.085 (J) | | | |
| 1/24/2018 | | | | | | | 0.11 (J) | <0.2 | 0.16 (J) |
| 1/25/2018 | | | | | <0.2 | | | | |
| 1/26/2018 | | | | | | | | | |
| 6/19/2018 | | | <0.2 | | | | | | |
| 6/20/2018 | 0.18 (J) | | | | | | 0.13 (J) | | |
| 6/21/2018 | | | | | | | | <0.2 | |
| 6/25/2018 | | | | <0.2 | | 0.097 (J) | | | |
| 6/26/2018 | | | | | | | | | 0.18 (J) |
| 6/27/2018 | | <0.2 | | | <0.2 | | | | |
| 9/25/2018 | | | | <0.2 | | | | | |
| 9/26/2018 | | | | | <0.2 | | | 0.082 (J) | |
| 9/27/2018 | | <0.2 | | | | | 0.12 (J) | | |
| 9/28/2018 | | | | | | | | | 0.2 |
| 10/1/2018 | | | <0.2 | | | | | | |
| 10/2/2018 | 0.18 (J) | | | | | | | | |
| 10/3/2018 | | | | | | 0.13 (J) | | | |
| 1/17/2019 | | | | | | | | | |
| 1/18/2019 | | | | | | | | | |
| 1/21/2019 | | | 0.031 (J) | | | | | | |
| 1/22/2019 | | | | | | | | 0.065 (J) | |
| 1/24/2019 | | <0.2 | | | <0.2 | | 0.076 (J) | | |
| 1/25/2019 | | | | | | | | | 0.21 |
| 1/28/2019 | 0.19 (J) | | | | | | | | |
| 1/30/2019 | | | | 0.078 (J) | | 0.11 (J) | | | |
| 1/31/2019 | | | | | | | | | |
| 6/24/2019 | | | | | | | | | |
| 6/25/2019 | | 0.047 (J) | | | 0.033 (J) | | | 0.066 (J) | |
| 6/26/2019 | 0.11 (J) | | 0.045 (J) | 0.059 (J) | | 0.081 (J) | 0.096 (J) | | 0.16 (J) |
| 6/27/2019 | | | | | | | | | |
| 9/9/2019 | | | | | | | | | |
| 9/10/2019 | | | | | | | | | |
| 9/11/2019 | 0.15 | | | | 0.039 (J) | | | | 0.17 |
| 9/12/2019 | | <0.2 | 0.038 (J) | 0.076 (J) | | 0.078 (J) | | | |
| 9/16/2019 | | | | | | | 0.12 (J) | 0.062 (J) | |

ND substitution: RL or RL/2 if <15% NDs.

# Prediction Limit

Constituent: Fluoride (mg/L) Analysis Run 4/6/2026 12:15 PM View: Appendix III - Interwell

Plant Wansley Client: Southern Company Data: Wansley Landfill

| | GWC-34 | GWC-26 | GWC-35 | GWC-6 | GWC-25 | GWC-5 | GWC-11 | GWC-9 | GWC-12 |
|---|---|---|---|---|---|---|---|---|---|
| 9/17/2019 | | | | | | | | | |
| 3/10/2020 | | | | | | | | | |
| 3/11/2020 | 0.18 (J) | | 0.035 (J) | | | | | | |
| 3/12/2020 | | | | | 0.032 (J) | | | | |
| 3/13/2020 | | 0.026 (J) | | | | | | | |
| 3/16/2020 | | | | 0.073 (J) | | 0.076 (J) | 0.051 (J) | 0.08 (J) | |
| 3/17/2020 | | | | | | | | | |
| 3/18/2020 | | | | | | | | | 0.058 (J) |
| 9/9/2020 | | | | | | 0.096 (J) | | | |
| 9/10/2020 | | | | | | | 0.14 | | 0.16 |
| 9/11/2020 | 0.15 | | 0.034 (J) | 0.079 (J) | | | | 0.082 (J) | |
| 9/14/2020 | | | | | 0.031 (J) | | | | |
| 9/15/2020 | | <0.2 | | | | | | | |
| 9/16/2020 | | | | | | | | | |
| 3/15/2021 | | | | | | | | | |
| 3/16/2021 | 0.13 | | 0.03 (J) | | | | | 0.043 (J) | 0.14 |
| 3/17/2021 | | <0.2 | | 0.073 (J) | 0.03 (J) | 0.094 (J) | 0.08 (J) | | |
| 3/18/2021 | | | | | | | | | |
| 8/16/2021 | | | | | | | | | |
| 8/18/2021 | | | 0.11 | 0.14 | | | | | |
| 8/19/2021 | | 0.1 | | | 0.11 | 0.19 | | | 0.26 |
| 8/20/2021 | | | | | | | | | |
| 8/23/2021 | | | | | | | 0.21 | | |
| 8/24/2021 | 0.22 | | | | | | | | |
| 8/25/2021 | | | | | | | | 0.1 | |
| 2/28/2022 | | | | | | | | | |
| 3/1/2022 | | | | | | | | | |
| 3/2/2022 | 0.086 (J) | | <0.2 | 0.082 (J) | | 0.093 (J) | | | |
| 3/7/2022 | | | | | | | 0.14 | | 0.18 |
| 3/8/2022 | | | | | 0.057 (J) | | | | |
| 3/9/2022 | | 0.049 (J) | | | | | | 0.068 (J) | |
| 3/10/2022 | | | | | | | | | |
| 8/9/2022 | | | | | | | | | |
| 8/10/2022 | 0.14 | <0.2 | | | 0.04 (J) | | | | |
| 8/11/2022 | | | | 0.078 (J) | | 0.076 (J) | | | |
| 8/15/2022 | | | 0.044 (J) | | | | 0.061 (J) | | |
| 8/16/2022 | | | | | | | | 0.076 (J) | 0.13 |
| 8/17/2022 | | | | | | | | | |
| 8/18/2022 | | | | | | | | | |
| 2/13/2023 | | | | | | | | | |
| 2/14/2023 | | | | | | | | | |
| 2/15/2023 | | | | | | | | 0.062 (J) | 0.13 |
| 2/16/2023 | | | | | | | | | |
| 2/17/2023 | | | | | | | | | |
| 2/20/2023 | 0.13 | | <0.2 | 0.079 (J) | | 0.092 (J) | | | |
| 2/21/2023 | | <0.2 | | | 0.041 (J) | | 0.061 (J) | | |
| 2/22/2023 | | | | | | | | | |
| 8/8/2023 | | | | | | | | | |
| 8/9/2023 | | | | | | | | 0.081 (J) | |
| 8/10/2023 | | | | | | | | | |
| 8/14/2023 | | | | 0.058 (J) | | 0.058 (J) | 0.05 (J) | | 0.099 (J) |
| 8/15/2023 | | | | | 0.045 (J) | | | | |

ND substitution: RL or RL/2 if <15% NDs.

# Prediction Limit

Constituent: Fluoride (mg/L) Analysis Run 4/6/2026 12:15 PM View: Appendix III - Interwell

Plant Wansley Client: Southern Company Data: Wansley Landfill

| | GWC-34 | GWC-26 | GWC-35 | GWC-6 | GWC-25 | GWC-5 | GWC-11 | GWC-9 | GWC-12 |
|---|---|---|---|---|---|---|---|---|---|
| 8/16/2023 | 0.15 | 0.04 (J) | 0.046 (J) | | | | | | |
| 2/13/2024 | | | | | | | | | |
| 2/14/2024 | | | | 0.049 (J) | | <0.2 | 0.056 (J) | | |
| 2/19/2024 | | | | | | | | <0.2 | |
| 2/20/2024 | | <0.2 | | | | | | | <0.2 |
| 2/21/2024 | | | | | <0.2 | | | | |
| 2/22/2024 | <0.2 | | <0.2 | | | | | | |
| 7/29/2024 | | | | | | | | | |
| 7/30/2024 | | | | | | | | | |
| 7/31/2024 | | | | | | 0.056 (J) | | <0.2 | |
| 8/1/2024 | | | | <0.2 | 0.042 (J) | | | | |
| 8/2/2024 | | <0.2 | | | | | | | |
| 8/5/2024 | 0.1 | | <0.2 | | | | | | |
| 8/6/2024 | | | | | | | 0.062 (J) | | <0.2 |
| 8/7/2024 | | | | | | | | | |
| 2/10/2025 | | | | | | | | | |
| 2/11/2025 | | | | | | | | | |
| 2/13/2025 | <0.2 | <0.2 | | | | | | | |
| 2/14/2025 | | | | | <0.2 | <0.2 | | | |
| 2/17/2025 | | | | | | | | | <0.2 |
| 2/18/2025 | | | <0.2 | <0.2 | | | <0.2 | <0.2 | |
| 2/19/2025 | | | | | | | | | |
| 8/12/2025 | | | | | | | | | |
| 8/13/2025 | | <0.2 | | | <0.2 | | | <0.2 | |
| 8/14/2025 | 0.15 (J) | | <0.2 | | | | | | |
| 8/15/2025 | | | | 0.11 (J) | | | | | |
| 8/18/2025 | | | | | | <0.2 | | | 0.19 (J) |
| 8/19/2025 | | | | | | | | | |
| 10/15/2025 | | | | | | | 0.19 (J) | | |
| 1/20/2026 | | | | 0.17 (J) | | | | | |
| 1/21/2026 | | | | | 0.19 (J) | 0.14 (J) | 0.15 (J) | | 0.24 |
| 1/22/2026 | 0.24 | 0.15 (J) | 0.3 | | | | | 0.14 (J) | |

ND substitution: RL or RL/2 if <15% NDs.

# Prediction Limit

Constituent: Fluoride (mg/L) Analysis Run 4/6/2026 12:15 PM View: Appendix III - Interwell

Plant Wansley Client: Southern Company Data: Wansley Landfill

| | GWC-7 | GWC-13 | GWC-23 | GWC-8 | GWC-18 | GWC-19 | GWC-20 | GWC-17 | GWC-16 |
|---|---|---|---|---|---|---|---|---|---|
| 3/22/2016 | | | | | | | | | |
| 3/23/2016 | | | | | | | | | |
| 3/24/2016 | | | | | | | | | |
| 3/28/2016 | | | | | | | | | |
| 3/29/2016 | 0.2179 (J) | 0.1084 (J) | 0.0308 (J) | 0.0698 (J) | | | | | |
| 3/30/2016 | | | | | 0.0362 (J) | 0.0369 (J) | 0.04 (J) | 0.0422 (J) | 0.0391 (J) |
| 3/31/2016 | | | | | | | | | |
| 5/19/2016 | | | | | | | | | |
| 5/20/2016 | | | | | | | | | |
| 5/23/2016 | | | | | | | | | |
| 5/24/2016 | 0.216 (J) | | | 0.072 (J) | | | | | |
| 5/25/2016 | | 0.1002 (J) | 0.0285 (J) | | | | | 0.045 (J) | 0.034 (J) |
| 5/26/2016 | | | | | 0.038 (J) | 0.031 (J) | 0.041 (J) | | |
| 7/21/2016 | | | | | | | | | |
| 7/22/2016 | 0.23 | | | | | | | | |
| 7/25/2016 | | | | | <0.2 | <0.2 | <0.2 | | |
| 7/26/2016 | | 0.12 (J) | | 0.092 (J) | | | | | |
| 7/27/2016 | | | <0.2 | | | | | <0.2 | <0.2 |
| 9/14/2016 | | | | | | | | | |
| 9/15/2016 | 0.22 | 0.1 (J) | | | | | | | |
| 9/16/2016 | | | | | | | | | <0.2 |
| 9/19/2016 | | | | <0.2 | <0.2 | <0.2 | | <0.2 | |
| 9/20/2016 | | | <0.2 | | | | <0.2 | | |
| 11/9/2016 | | | | | | | | | |
| 11/10/2016 | | | | | | | | | |
| 11/11/2016 | | | | | | | | | |
| 11/14/2016 | | | | | | | | | |
| 11/15/2016 | | | | | | | | | |
| 11/16/2016 | 0.22 | | | <0.2 | | | | | |
| 11/17/2016 | | 0.092 (J) | | | <0.2 | <0.2 | <0.2 | <0.2 | <0.2 |
| 11/18/2016 | | | <0.2 | | | | | | |
| 1/17/2017 | | | | | | | | | |
| 1/19/2017 | | | | | | | | | |
| 1/20/2017 | | | | | | | | | |
| 1/24/2017 | | | | | | | | | |
| 1/25/2017 | | | | | | | | | |
| 1/26/2017 | 0.23 | | | <0.2 | | | | | |
| 1/31/2017 | | 0.11 (J) | | | | | | | |
| 2/1/2017 | | | | | <0.2 | | | <0.2 | <0.2 |
| 2/2/2017 | | | | | | <0.2 | <0.2 | | |
| 2/3/2017 | | | <0.2 | | | | | | |
| 3/15/2017 | | | | | | | | | |
| 3/16/2017 | | | | | | | | | |
| 3/17/2017 | | | | | | | | | |
| 3/22/2017 | 0.2 | | | | | | | | |
| 3/23/2017 | | 0.088 (J) | | <0.2 | | | | | |
| 3/24/2017 | | | | | <0.2 | <0.2 | | <0.2 | <0.2 |
| 3/28/2017 | | | <0.2 | | | | <0.2 | | |
| 3/29/2017 | | | | | | | | | |
| 4/27/2017 | | | | | | | | | |
| 4/28/2017 | | | | | | | | | |
| 5/1/2017 | | | | | | | | | |

ND substitution: RL or RL/2 if <15% NDs.

# Prediction Limit

Constituent: Fluoride (mg/L) Analysis Run 4/6/2026 12:15 PM View: Appendix III - Interwell

Plant Wansley Client: Southern Company Data: Wansley Landfill

| | GWC-7 | GWC-13 | GWC-23 | GWC-8 | GWC-18 | GWC-19 | GWC-20 | GWC-17 | GWC-16 |
|---|---|---|---|---|---|---|---|---|---|
| 5/2/2017 | 0.21 | | | | | | | | |
| 5/3/2017 | | 0.098 (J) | | <0.2 | <0.2 | <0.2 | | <0.2 | <0.2 |
| 5/4/2017 | | | <0.2 | | | | <0.2 | | |
| 7/18/2017 | | | | | | | | | |
| 7/19/2017 | | | | | | | | | |
| 8/1/2017 | | | | | | | | | |
| 8/4/2017 | | | | | | | | | |
| 8/24/2017 | | | | | | | | | |
| 9/6/2017 | | | | | | | | | |
| 10/3/2017 | 0.23 | | | | | | | | |
| 10/4/2017 | | | | | | | | <0.2 | |
| 10/5/2017 | | 0.1 (J) | <0.2 | 0.085 (J) | <0.2 | <0.2 | | | <0.2 |
| 10/6/2017 | | | | | | | <0.2 | | |
| 11/30/2017 | | | | | | | | | |
| 12/1/2017 | | | | | | | | | |
| 1/19/2018 | | | | | | | | | |
| 1/22/2018 | | | | | | | | | |
| 1/23/2018 | 0.17 (J) | | | | | | | | |
| 1/24/2018 | | | | <0.2 | | | | | |
| 1/25/2018 | | 0.1 (J) | <0.2 | | <0.2 | <0.2 | | <0.2 | <0.2 |
| 1/26/2018 | | | | | | | <0.2 | | |
| 6/19/2018 | | | | | | | | | |
| 6/20/2018 | | 0.11 (J) | <0.2 | | | | | | <0.2 |
| 6/21/2018 | | | | <0.2 | <0.2 | <0.2 | <0.2 | | |
| 6/25/2018 | 0.25 | | | | | | | | |
| 6/26/2018 | | | | | | | | <0.2 | |
| 6/27/2018 | | | | | | | | | |
| 9/25/2018 | | | | | | | | | |
| 9/26/2018 | | | | <0.2 | | | | | |
| 9/27/2018 | | | | | | <0.2 | <0.2 | | |
| 9/28/2018 | | | | | <0.2 | | | | |
| 10/1/2018 | | | <0.2 | | | | | | <0.2 |
| 10/2/2018 | 0.25 | 0.13 (J) | | | | | | <0.2 | |
| 10/3/2018 | | | | | | | | | |
| 1/17/2019 | | | | | | | | | |
| 1/18/2019 | | | | | | | | | |
| 1/21/2019 | 0.22 | | | | | | | | |
| 1/22/2019 | | 0.1 (J) | | 0.062 (J) | | | | | |
| 1/24/2019 | | | | | | | | <0.2 | |
| 1/25/2019 | | | <0.2 | | | | | | 0.027 (J) |
| 1/28/2019 | | | | | <0.2 | <0.2 | <0.2 | | |
| 1/30/2019 | | | | | | | | | |
| 1/31/2019 | | | | | | | | | |
| 6/24/2019 | | | | | | | | | |
| 6/25/2019 | 0.21 | 0.084 (J) | | 0.055 (J) | | | 0.049 (J) | 0.051 (J) | 0.052 (J) |
| 6/26/2019 | | | 0.042 (J) | | | 0.046 (J) | | | |
| 6/27/2019 | | | | | 0.046 (J) | | | | |
| 9/9/2019 | | | | | | | | | |
| 9/10/2019 | 0.28 | | | 0.1 (J) | | | | | |
| 9/11/2019 | | | | | 0.036 (J) | | 0.039 (J) | 0.043 (J) | 0.038 (J) |
| 9/12/2019 | | 0.065 (J) | 0.033 (J) | | | 0.031 (J) | | | |
| 9/16/2019 | | | | | | | | | |

ND substitution: RL or RL/2 if <15% NDs.

# Prediction Limit

Constituent: Fluoride (mg/L) Analysis Run 4/6/2026 12:15 PM View: Appendix III - Interwell

Plant Wansley Client: Southern Company Data: Wansley Landfill

| | GWC-7 | GWC-13 | GWC-23 | GWC-8 | GWC-18 | GWC-19 | GWC-20 | GWC-17 | GWC-16 |
|---|---|---|---|---|---|---|---|---|---|
| 9/17/2019 | | | | | | | | | |
| 3/10/2020 | | | | | | | | | |
| 3/11/2020 | | | | | | | | | |
| 3/12/2020 | 0.16 | 0.044 (J) | | 0.043 (J) | | | | | |
| 3/13/2020 | | | | | | | | | |
| 3/16/2020 | | | | | | | | | |
| 3/17/2020 | | | | | <0.2 | | | <0.2 | <0.2 |
| 3/18/2020 | | | 0.034 (J) | | | 0.068 (J) | 0.048 (J) | | |
| 9/9/2020 | | | | | | | | | |
| 9/10/2020 | | 0.1 | 0.029 (J) | | | | | | |
| 9/11/2020 | | | | | | | | | 0.04 (J) |
| 9/14/2020 | 0.19 | | | 0.062 (J) | 0.033 (J) | | | 0.056 (J) | |
| 9/15/2020 | | | | | | <0.2 | 0.033 (J) | | |
| 9/16/2020 | | | | | | | | | |
| 3/15/2021 | | | | | | | | | |
| 3/16/2021 | 0.21 | | | 0.044 (J) | 0.029 (J) | | 0.031 (J) | 0.034 (J) | |
| 3/17/2021 | | 0.1 | | | | <0.2 | | | 0.031 (J) |
| 3/18/2021 | | | <0.2 | | | | | | |
| 8/16/2021 | | | | | | | | | |
| 8/18/2021 | | | | | | | | | |
| 8/19/2021 | 0.35 | | | | | | | | |
| 8/20/2021 | | | | 0.1 | | | | 0.091 (J) | 0.065 (J) |
| 8/23/2021 | | 0.12 | 0.051 (J) | | | | | | |
| 8/24/2021 | | | | | 0.083 (J) | 0.078 (J) | 0.077 (J) | | |
| 8/25/2021 | | | | | | | | | |
| 2/28/2022 | | | | | | | | | |
| 3/1/2022 | | | | | | | | | |
| 3/2/2022 | 0.16 | | | 0.058 (J) | | | | | |
| 3/7/2022 | | | | | | | 0.07 (J) | | |
| 3/8/2022 | | 0.13 | | | 0.058 (J) | 0.046 (J) | | 0.057 (J) | 0.057 (J) |
| 3/9/2022 | | | 0.049 (J) | | | | | | |
| 3/10/2022 | | | | | | | | | |
| 8/9/2022 | | | | | | | | | |
| 8/10/2022 | | | | | | | | | |
| 8/11/2022 | 0.22 | | | 0.069 (J) | <0.2 | <0.2 | | 0.041 (J) | |
| 8/15/2022 | | 0.083 (J) | | | | | | | |
| 8/16/2022 | | | <0.2 | | | | 0.041 (J) | | 0.041 (J) |
| 8/17/2022 | | | | | | | | | |
| 8/18/2022 | | | | | | | | | |
| 2/13/2023 | | | | | | | | | |
| 2/14/2023 | | | | | | | | | |
| 2/15/2023 | | | | 0.063 (J) | | | | | |
| 2/16/2023 | | | | | | | | | |
| 2/17/2023 | | | | | | | | | |
| 2/20/2023 | | | | | <0.2 | | | 0.046 (J) | 0.046 (J) |
| 2/21/2023 | 0.23 | 0.086 (J) | <0.2 | | | <0.2 | | | |
| 2/22/2023 | | | | | | | <0.2 | | |
| 8/8/2023 | | | | | | | | | |
| 8/9/2023 | 0.28 | | | 0.096 (J) | 0.042 (J) | <0.2 | 0.046 (J) | | |
| 8/10/2023 | | | | | | | | 0.047 (J) | |
| 8/14/2023 | | | | | | | | | <0.2 |
| 8/15/2023 | | | <0.2 | | | | | | |

ND substitution: RL or RL/2 if <15% NDs.

# Prediction Limit

Constituent: Fluoride (mg/L) Analysis Run 4/6/2026 12:15 PM View: Appendix III - Interwell

Plant Wansley Client: Southern Company Data: Wansley Landfill

| | GWC-7 | GWC-13 | GWC-23 | GWC-8 | GWC-18 | GWC-19 | GWC-20 | GWC-17 | GWC-16 |
|---|---|---|---|---|---|---|---|---|---|
| 8/16/2023 | | 0.082 (J) | | | | | | | |
| 2/13/2024 | | | | | | | | | |
| 2/14/2024 | | | | | | | | | |
| 2/19/2024 | | <0.2 | <0.2 | | | | | | |
| 2/20/2024 | | | | | | | <0.2 | <0.2 | |
| 2/21/2024 | <0.2 | | | <0.2 | <0.2 | <0.2 | | | <0.2 |
| 2/22/2024 | | | | | | | | | |
| 7/29/2024 | | | | | | | | | |
| 7/30/2024 | | | <0.2 | <0.2 | | | | | |
| 7/31/2024 | | | | | | | | | |
| 8/1/2024 | 0.14 | | | | | | | | |
| 8/2/2024 | | | | | | | <0.2 | | |
| 8/5/2024 | | 0.048 (J) | | | | | | | <0.2 |
| 8/6/2024 | | | | | | <0.2 | | | |
| 8/7/2024 | | | | | <0.2 | | | <0.2 | |
| 2/10/2025 | | | | | | | | | |
| 2/11/2025 | | | <0.2 | | | | | | <0.2 |
| 2/13/2025 | <0.2 | | | <0.2 | <0.2 | | | <0.2 | |
| 2/14/2025 | | | | | | <0.2 | <0.2 | | |
| 2/17/2025 | | | | | | | | | |
| 2/18/2025 | | <0.2 | | | | | | | |
| 2/19/2025 | | | | | | | | | |
| 8/12/2025 | | | <0.2 | | | | <0.2 | | |
| 8/13/2025 | | | | 0.15 (J) | 0.16 (J) | <0.2 | | <0.2 | |
| 8/14/2025 | | | | | | | | | |
| 8/15/2025 | | | | | | | | | <0.2 |
| 8/18/2025 | 0.31 | | | | | | | | |
| 8/19/2025 | | 0.11 (J) | | | | | | | |
| 10/15/2025 | | | | | | | | | |
| 1/20/2026 | | | | | | | | | |
| 1/21/2026 | | 0.15 (J) | | | 0.089 (J) | 0.36 | 0.16 (J) | 0.19 (J) | 0.16 (J) |
| 1/22/2026 | 0.28 | | 0.12 (J) | 0.13 (J) | | | | | |

ND substitution: RL or RL/2 if <15% NDs.

# Prediction Limit

Constituent: Fluoride (mg/L) Analysis Run 4/6/2026 12:15 PM View: Appendix III - Interwell

Plant Wansley Client: Southern Company Data: Wansley Landfill

| | GWC-21 | GWC-15 | GWC-24 | GWC-14 | GWC-10 | GWA-3 (bg) | GWC-22 |
|---|---|---|---|---|---|---|---|
| 3/22/2016 | | | | | | | |
| 3/23/2016 | | | | | | | |
| 3/24/2016 | | | | | | | |
| 3/28/2016 | | | | | | | |
| 3/29/2016 | | | | | | | |
| 3/30/2016 | 0.0137 (J) | 0.0785 (J) | 0.0255 (J) | 0.0355 (J) | 1.2013 | | |
| 3/31/2016 | | | | | | 0.0551 (J) | 0.0429 (J) |
| 5/19/2016 | | | | | | | |
| 5/20/2016 | | | | | | | |
| 5/23/2016 | | | | | | | |
| 5/24/2016 | | | | | | | |
| 5/25/2016 | | 0.0757 (J) | 0.0182 (J) | 0.0265 (J) | 1.34 | 0.0485 (J) | |
| 5/26/2016 | 0.014 (J) | | | | | | 0.048 (J) |
| 7/21/2016 | | | | | | | |
| 7/22/2016 | | | | | | | |
| 7/25/2016 | | | | | | | |
| 7/26/2016 | <0.2 | 0.11 (J) | | 0.1 (J) | | | <0.2 |
| 7/27/2016 | | | <0.2 | | 1.5 | <0.2 | |
| 9/14/2016 | | | | | | | |
| 9/15/2016 | | | | <0.2 | | | |
| 9/16/2016 | | | <0.2 | | 1.3 | | |
| 9/19/2016 | | | | | | | |
| 9/20/2016 | <0.2 | <0.2 | | | | | <0.2 |
| 11/9/2016 | | | | | | | |
| 11/10/2016 | | | | | | | |
| 11/11/2016 | | | | | | | |
| 11/14/2016 | | | | | | | |
| 11/15/2016 | | | | | | | |
| 11/16/2016 | | | | | | | |
| 11/17/2016 | <0.2 | <0.2 | | <0.2 | 0.76 | | <0.2 |
| 11/18/2016 | | | <0.2 | | | | |
| 1/17/2017 | | | | | | | |
| 1/19/2017 | | | | | | | |
| 1/20/2017 | | | | | | | |
| 1/24/2017 | | | | | | | |
| 1/25/2017 | | | | | | | |
| 1/26/2017 | | | | | | | |
| 1/31/2017 | | | | | | | |
| 2/1/2017 | | 0.086 (J) | | <0.2 | 1.3 | | |
| 2/2/2017 | <0.2 | | | | | | |
| 2/3/2017 | | | <0.2 | | | | <0.2 |
| 3/15/2017 | | | | | | | |
| 3/16/2017 | | | | | | | |
| 3/17/2017 | | | | | | | |
| 3/22/2017 | | | | | | | |
| 3/23/2017 | | <0.2 | | <0.2 | | | |
| 3/24/2017 | | | | | 1.3 | | |
| 3/28/2017 | <0.2 | | | | | | <0.2 |
| 3/29/2017 | | | <0.2 | | | | |
| 4/27/2017 | | | | | | | |
| 4/28/2017 | | | | | | | |
| 5/1/2017 | | | | | | | |

ND substitution: RL or RL/2 if <15% NDs.

# Prediction Limit

Constituent: Fluoride (mg/L) Analysis Run 4/6/2026 12:15 PM View: Appendix III - Interwell

Plant Wansley Client: Southern Company Data: Wansley Landfill

| | GWC-21 | GWC-15 | GWC-24 | GWC-14 | GWC-10 | GWA-3 (bg) | GWC-22 |
|---|---|---|---|---|---|---|---|
| 5/2/2017 | | | | | | | |
| 5/3/2017 | | <0.2 | | <0.2 | 1.1 | | <0.2 |
| 5/4/2017 | <0.2 | | <0.2 | | | | |
| 7/18/2017 | | | | | | | |
| 7/19/2017 | | | | | | | |
| 8/1/2017 | | | | | | | |
| 8/4/2017 | | | | | | | |
| 8/24/2017 | | | | | | | |
| 9/6/2017 | | | | | | | |
| 10/3/2017 | | | | | | <0.2 | |
| 10/4/2017 | | <0.2 | | <0.2 | 1.2 | | |
| 10/5/2017 | | | <0.2 | | | | <0.2 |
| 10/6/2017 | <0.2 | | | | | | |
| 11/30/2017 | | | | | | | |
| 12/1/2017 | | | | | | | |
| 1/19/2018 | | | | | | | |
| 1/22/2018 | | | | | | | |
| 1/23/2018 | | | | | | | |
| 1/24/2018 | | | | | | | |
| 1/25/2018 | | <0.2 | <0.2 | <0.2 | 0.75 | | <0.2 |
| 1/26/2018 | <0.2 | | | | | | |
| 6/19/2018 | | | | | | | |
| 6/20/2018 | <0.2 | 0.093 (J) | | <0.2 | | <0.2 | <0.2 |
| 6/21/2018 | | | | | 0.76 | | |
| 6/25/2018 | | | | | | | |
| 6/26/2018 | | | | | | | |
| 6/27/2018 | | | <0.2 | | | | |
| 9/25/2018 | | | | | | | |
| 9/26/2018 | | | | | | | |
| 9/27/2018 | <0.2 | | | | 0.59 | | |
| 9/28/2018 | | | <0.2 | | | | |
| 10/1/2018 | | 0.1 (J) | | 0.083 (J) | | | <0.2 |
| 10/2/2018 | | | | | | | |
| 10/3/2018 | | | | | | | |
| 1/17/2019 | | | | | | | |
| 1/18/2019 | | | | | | 0.028 (J) | |
| 1/21/2019 | | | | | | | |
| 1/22/2019 | | 0.071 (J) | | 0.057 (J) | | | |
| 1/24/2019 | <0.2 | | | | | | <0.2 |
| 1/25/2019 | | | | | | | |
| 1/28/2019 | | | | | | | |
| 1/30/2019 | | | | | | | |
| 1/31/2019 | | | <0.2 | | 0.78 | | |
| 6/24/2019 | | | | | | | |
| 6/25/2019 | 0.032 (J) | 0.068 (J) | | 0.054 (J) | | 0.03 (J) | 0.052 (J) |
| 6/26/2019 | | | 0.04 (J) | | 0.68 | | |
| 6/27/2019 | | | | | | | |
| 9/9/2019 | | | | | | | |
| 9/10/2019 | | | | | | | <0.2 |
| 9/11/2019 | <0.2 | | <0.2 | | | 0.033 (J) | |
| 9/12/2019 | | | | <0.2 | | | |
| 9/16/2019 | | | | | | | |

ND substitution: RL or RL/2 if <15% NDs.

# Prediction Limit

Constituent: Fluoride (mg/L) Analysis Run 4/6/2026 12:15 PM View: Appendix III - Interwell

Plant Wansley Client: Southern Company Data: Wansley Landfill

| | GWC-21 | GWC-15 | GWC-24 | GWC-14 | GWC-10 | GWA-3 (bg) | GWC-22 |
|---|---|---|---|---|---|---|---|
| 9/17/2019 | | 0.071 (J) | | | 0.29 | | |
| 3/10/2020 | | | | | | 0.035 (J) | |
| 3/11/2020 | | | | | | | |
| 3/12/2020 | | | <0.2 | | | | |
| 3/13/2020 | | | | | | | |
| 3/16/2020 | | 0.07 (J) | | | | | |
| 3/17/2020 | | | | 0.046 (J) | 0.74 | | |
| 3/18/2020 | 0.034 (J) | | | | | | 0.056 (J) |
| 9/9/2020 | | | | | | 0.032 (J) | |
| 9/10/2020 | | 0.08 (J) | | 0.038 (J) | 0.81 | | 0.043 (J) |
| 9/11/2020 | | | | | | | |
| 9/14/2020 | | | | | | | |
| 9/15/2020 | <0.2 | | <0.2 | | | | |
| 9/16/2020 | | | | | | | |
| 3/15/2021 | | | | | | 0.027 (J) | 0.045 (J) |
| 3/16/2021 | <0.2 | | | | | | |
| 3/17/2021 | | | | 0.036 (J) | | | |
| 3/18/2021 | | 0.073 (J) | <0.2 | | 1.1 | | |
| 8/16/2021 | | | | | | | |
| 8/18/2021 | | | | | | 0.035 (J) | |
| 8/19/2021 | 0.48 (J) | | 0.089 (J) | | | | 0.031 (J) |
| 8/20/2021 | | | | | 0.89 | | |
| 8/23/2021 | | | | 0.068 (J) | | | |
| 8/24/2021 | | 0.13 | | | | | |
| 8/25/2021 | | | | | | | |
| 2/28/2022 | | | | | | | |
| 3/1/2022 | | | | | | <0.2 | |
| 3/2/2022 | | | | | | | |
| 3/7/2022 | 0.043 (J) | 0.12 | | 0.071 (J) | | | |
| 3/8/2022 | | | | | 1.2 | | 0.054 (J) |
| 3/9/2022 | | | | | | | |
| 3/10/2022 | | | 0.037 (J) | | | | |
| 8/9/2022 | | | | | | <0.2 | |
| 8/10/2022 | | | | | | | |
| 8/11/2022 | | | | | | | |
| 8/15/2022 | | | | | | | |
| 8/16/2022 | <0.2 | 0.08 (J) | | 0.041 (J) | 1.4 | | |
| 8/17/2022 | | | | | | | 0.049 (J) |
| 8/18/2022 | | | 0.041 (J) | | | | |
| 2/13/2023 | | | | | | | |
| 2/14/2023 | | | | | | 0.052 (J) | 0.057 (J) |
| 2/15/2023 | | | | | 0.78 | | |
| 2/16/2023 | | | <0.2 | | | | |
| 2/17/2023 | | | | 0.081 (J) | | | |
| 2/20/2023 | | | | | | | |
| 2/21/2023 | <0.2 | 0.077 (J) | | | | | |
| 2/22/2023 | | | | | | | |
| 8/8/2023 | | | | | | 0.055 (J) | |
| 8/9/2023 | <0.2 | | | | | | |
| 8/10/2023 | | | | | 0.73 | | |
| 8/14/2023 | | 0.064 (J) | | 0.056 (J) | | | 0.044 (J) |
| 8/15/2023 | | | | | | | |

ND substitution: RL or RL/2 if <15% NDs.

# Prediction Limit

Constituent: Fluoride (mg/L) Analysis Run 4/6/2026 12:15 PM View: Appendix III - Interwell

Plant Wansley Client: Southern Company Data: Wansley Landfill

| | GWC-21 | GWC-15 | GWC-24 | GWC-14 | GWC-10 | GWA-3 (bg) | GWC-22 |
|---|---|---|---|---|---|---|---|
| 8/16/2023 | | | <0.2 | | | | |
| 2/13/2024 | | | | | | | |
| 2/14/2024 | | | | | | | <0.2 |
| 2/19/2024 | <0.2 | | | <0.2 | | | |
| 2/20/2024 | | | | | 0.77 | | |
| 2/21/2024 | | <0.2 | | | | | |
| 2/22/2024 | | | <0.2 | | | | |
| 7/29/2024 | | | | | | | |
| 7/30/2024 | <0.2 | | | | | | |
| 7/31/2024 | | | | | 0.72 | <0.2 | |
| 8/1/2024 | | | | | | | |
| 8/2/2024 | | | | | | | |
| 8/5/2024 | | | | | | | |
| 8/6/2024 | | 0.051 (J) | <0.2 | <0.2 | | | <0.2 |
| 8/7/2024 | | | | | | | |
| 2/10/2025 | | | | | | | |
| 2/11/2025 | <0.2 | | | | | | <0.2 |
| 2/13/2025 | | | | | | | |
| 2/14/2025 | | | <0.2 | | | | |
| 2/17/2025 | | | | <0.2 | | | |
| 2/18/2025 | | <0.2 | | | | | |
| 2/19/2025 | | | | | 0.66 | | |
| 8/12/2025 | <0.2 | | | | | | <0.2 |
| 8/13/2025 | | | | | | <0.2 | |
| 8/14/2025 | | | <0.2 | | | | |
| 8/15/2025 | | | | | | | |
| 8/18/2025 | | <0.2 | | | | | |
| 8/19/2025 | | | | <0.2 | 0.43 | | |
| 10/15/2025 | | | | | | | |
| 1/20/2026 | 0.14 (J) | | | 0.11 (J) | | | 0.15 (J) |
| 1/21/2026 | | 0.17 (J) | 0.11 (J) | | 0.55 | | |
| 1/22/2026 | | | | | | | |

ND substitution: RL or RL/2 if <15% NDs.

# FIGURE M.

# Appendix III Trend Tests - Prediction Limit Exceedances - Significant Results

Plant Wansley Client: Southern Company Data: Wansley Landfill Printed 3/23/2026, 3:33 PM

| Constituent | Well | Slope | Calc. | Critical | Sig. | N | %NDs | Normality | Xform | Alpha | Method |
|---|---|---|---|---|---|---|---|---|---|---|---|
| **Chloride (mg/L)** | **GWA-1 (bg)** | **0.05092** | **181** | **131** | **Yes** | **28** | **0** | **n/a** | **n/a** | **0.01** | **NP** |
| **Sulfate (mg/L)** | **GWA-2 (bg)** | **0.2212** | **165** | **131** | **Yes** | **28** | **0** | **n/a** | **n/a** | **0.01** | **NP** |

# Appendix III Trend Tests - Prediction Limit Exceedances - All Results

Plant Wansley Client: Southern Company Data: Wansley Landfill Printed 3/23/2026, 3:33 PM

| Constituent | Well | Slope | Calc. | Critical | Sig. | N | %NDs | Normality | Xform | Alpha | Method |
|---|---|---|---|---|---|---|---|---|---|---|---|
| Boron (mg/L) | GWA-1 (bg) | 0 | -1 | -131 | No | 28 | 92.86 | n/a | n/a | 0.01 | NP |
| Boron (mg/L) | GWA-2 (bg) | 0 | 0 | 131 | No | 28 | 100 | n/a | n/a | 0.01 | NP |
| Boron (mg/L) | GWA-3 (bg) | 0 | 0 | 81 | No | 20 | 100 | n/a | n/a | 0.01 | NP |
| Boron (mg/L) | GWA-4 (bg) | 0 | -19 | -131 | No | 28 | 96.43 | n/a | n/a | 0.01 | NP |
| Boron (mg/L) | GWA-28 (bg) | 0 | 0 | 131 | No | 28 | 100 | n/a | n/a | 0.01 | NP |
| Boron (mg/L) | GWA-29 (bg) | 0 | 15 | 131 | No | 28 | 96.43 | n/a | n/a | 0.01 | NP |
| Boron (mg/L) | GWC-12 | 0.003163 | 114 | 146 | No | 30 | 33.33 | n/a | n/a | 0.01 | NP |
| Boron (mg/L) | GWC-14 | 0.03622 | 97 | 146 | No | 30 | 0 | n/a | n/a | 0.01 | NP |
| Boron (mg/L) | GWC-35 | 0 | 69 | 139 | No | 29 | 72.41 | n/a | n/a | 0.01 | NP |
| **Chloride (mg/L)** | **GWA-1 (bg)** | **0.05092** | **181** | **131** | **Yes** | **28** | **0** | **n/a** | **n/a** | **0.01** | **NP** |
| Chloride (mg/L) | GWA-2 (bg) | 0 | 7 | 131 | No | 28 | 0 | n/a | n/a | 0.01 | NP |
| Chloride (mg/L) | GWA-3 (bg) | 3.356 | 50 | 68 | No | 18 | 11.11 | n/a | n/a | 0.01 | NP |
| Chloride (mg/L) | GWA-4 (bg) | -0.4722 | -114 | -131 | No | 28 | 0 | n/a | n/a | 0.01 | NP |
| Chloride (mg/L) | GWA-28 (bg) | 0 | 4 | 139 | No | 29 | 0 | n/a | n/a | 0.01 | NP |
| Chloride (mg/L) | GWA-29 (bg) | -0.02446 | -117 | -139 | No | 29 | 0 | n/a | n/a | 0.01 | NP |
| Chloride (mg/L) | GWC-14 | 4.57 | 53 | 139 | No | 29 | 0 | n/a | n/a | 0.01 | NP |
| Sulfate (mg/L) | GWA-1 (bg) | 0 | -18 | -131 | No | 28 | 89.29 | n/a | n/a | 0.01 | NP |
| **Sulfate (mg/L)** | **GWA-2 (bg)** | **0.2212** | **165** | **131** | **Yes** | **28** | **0** | **n/a** | **n/a** | **0.01** | **NP** |
| Sulfate (mg/L) | GWA-3 (bg) | -5.191 | -24 | -63 | No | 17 | 11.76 | n/a | n/a | 0.01 | NP |
| Sulfate (mg/L) | GWA-4 (bg) | 0 | -12 | -131 | No | 28 | 0 | n/a | n/a | 0.01 | NP |
| Sulfate (mg/L) | GWA-28 (bg) | -0.01179 | -37 | -139 | No | 29 | 3.448 | n/a | n/a | 0.01 | NP |
| Sulfate (mg/L) | GWA-29 (bg) | -0.307 | -122 | -139 | No | 29 | 0 | n/a | n/a | 0.01 | NP |
| Sulfate (mg/L) | GWC-8 | 0.5639 | 71 | 124 | No | 27 | 0 | n/a | n/a | 0.01 | NP |
| Sulfate (mg/L) | GWC-35 | 0.1662 | 115 | 131 | No | 28 | 0 | n/a | n/a | 0.01 | NP |
| TDS (mg/L) | GWA-1 (bg) | 0.645 | 99 | 131 | No | 28 | 28.57 | n/a | n/a | 0.01 | NP |
| TDS (mg/L) | GWA-2 (bg) | 1.354 | 63 | 131 | No | 28 | 10.71 | n/a | n/a | 0.01 | NP |
| TDS (mg/L) | GWA-3 (bg) | 0 | 6 | 68 | No | 18 | 0 | n/a | n/a | 0.01 | NP |
| TDS (mg/L) | GWA-4 (bg) | 0.08414 | 36 | 131 | No | 28 | 0 | n/a | n/a | 0.01 | NP |
| TDS (mg/L) | GWA-28 (bg) | 1.674 | 77 | 131 | No | 28 | 0 | n/a | n/a | 0.01 | NP |
| TDS (mg/L) | GWA-29 (bg) | -0.5082 | -21 | -131 | No | 28 | 0 | n/a | n/a | 0.01 | NP |
| TDS (mg/L) | GWC-24 | 0 | -2 | -131 | No | 28 | 7.143 | n/a | n/a | 0.01 | NP |

Sanitas™ v.10.1.06 Software licensed to Groundwater Stats Consulting. UG
Hollow symbols indicate censored values.

## Sen's Slope Estimator

GWA-1 (bg)

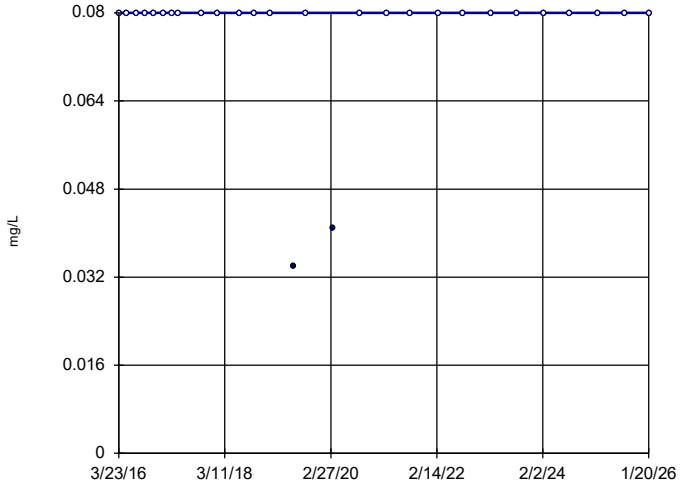


n = 28

Slope = 0
units per year.

Mann-Kendall
statistic = -1
critical = -131

Trend not sig-
nificant at 99%
confidence level
(α = 0.005 per
tail).

Constituent: Boron  Analysis Run 3/23/2026 3:31 PM  View: Appendix III - Trend
Plant Wansley  Client: Southern Company  Data: Wansley Landfill

Sanitas™ v.10.1.06 Software licensed to Groundwater Stats Consulting. UG
Hollow symbols indicate censored values.

## Sen's Slope Estimator

GWA-2 (bg)

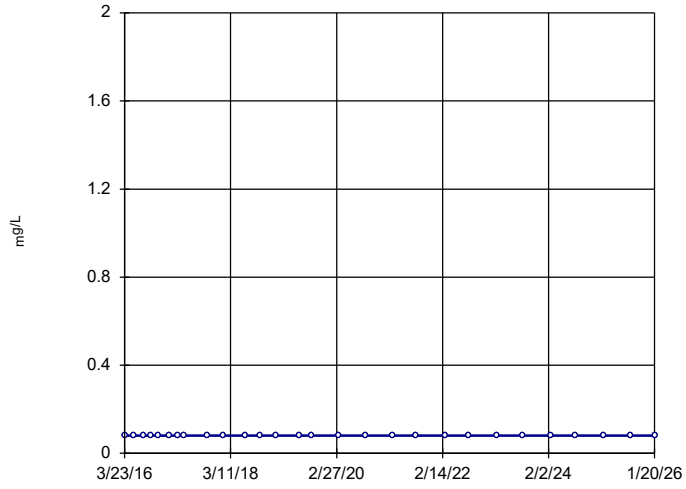


n = 28

Slope = 0
units per year.

Mann-Kendall
statistic = 0
critical = 131

Trend not sig-
nificant at 99%
confidence level
(α = 0.005 per
tail).

Constituent: Boron  Analysis Run 3/23/2026 3:31 PM  View: Appendix III - Trend
Plant Wansley  Client: Southern Company  Data: Wansley Landfill

Sanitas™ v.10.1.06 Software licensed to Groundwater Stats Consulting. UG
Hollow symbols indicate censored values.

## Sen's Slope Estimator

GWA-3 (bg)

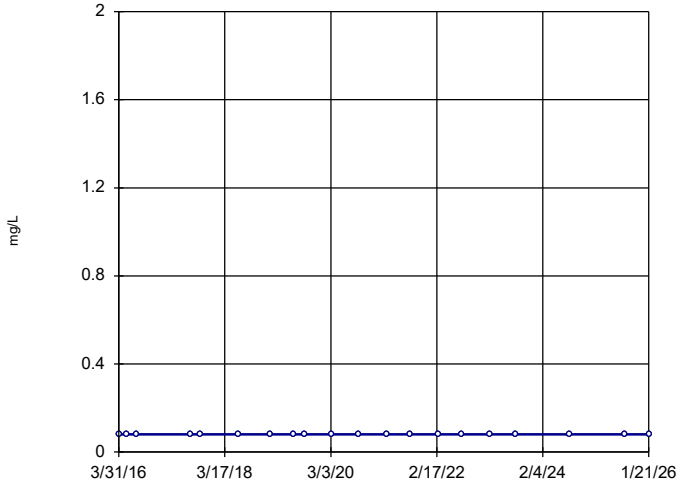


n = 20

Slope = 0
units per year.

Mann-Kendall
statistic = 0
critical = 81

Trend not sig-
nificant at 99%
confidence level
(α = 0.005 per
tail).

Constituent: Boron  Analysis Run 3/23/2026 3:31 PM  View: Appendix III - Trend
Plant Wansley  Client: Southern Company  Data: Wansley Landfill

Sanitas™ v.10.1.06 Software licensed to Groundwater Stats Consulting. UG
Hollow symbols indicate censored values.

## Sen's Slope Estimator

GWA-4 (bg)

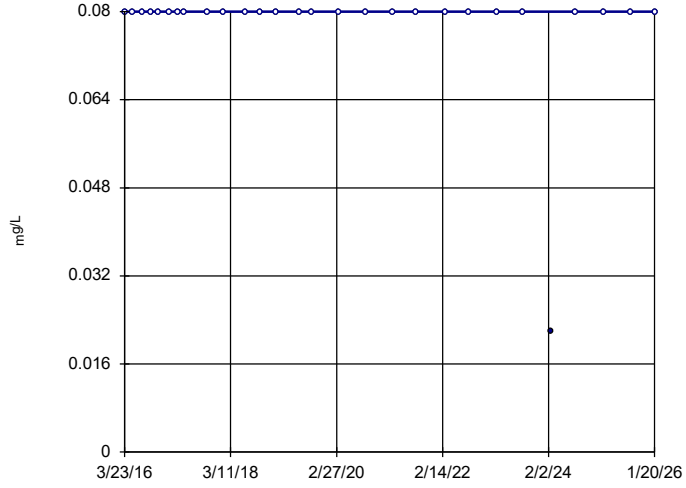


n = 28

Slope = 0
units per year.

Mann-Kendall
statistic = -19
critical = -131

Trend not sig-
nificant at 99%
confidence level
(α = 0.005 per
tail).

Constituent: Boron  Analysis Run 3/23/2026 3:31 PM  View: Appendix III - Trend
Plant Wansley  Client: Southern Company  Data: Wansley Landfill

Sanitas™ v.10.1.06 Software licensed to Groundwater Stats Consulting. UG
Hollow symbols indicate censored values.

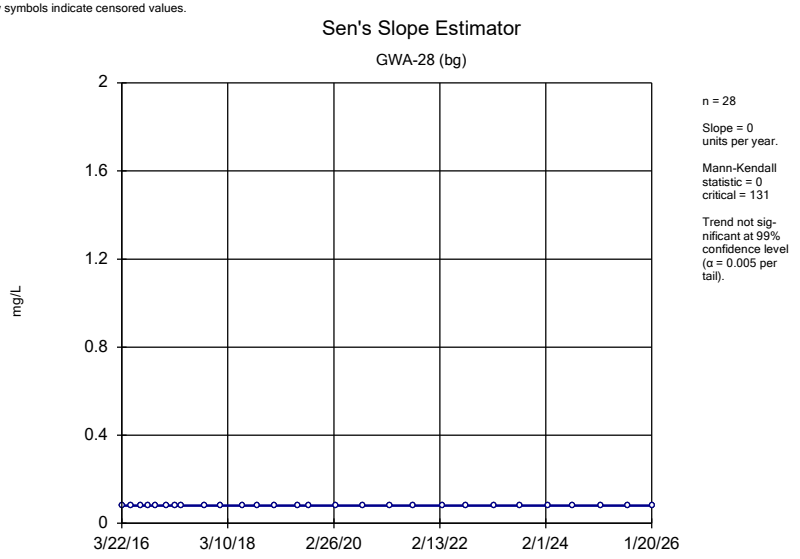


Constituent: Boron Analysis Run 3/23/2026 3:31 PM View: Appendix III - Trend
Plant Wansley Client: Southern Company Data: Wansley Landfill

Sanitas™ v.10.1.06 Software licensed to Groundwater Stats Consulting. UG
Hollow symbols indicate censored values.

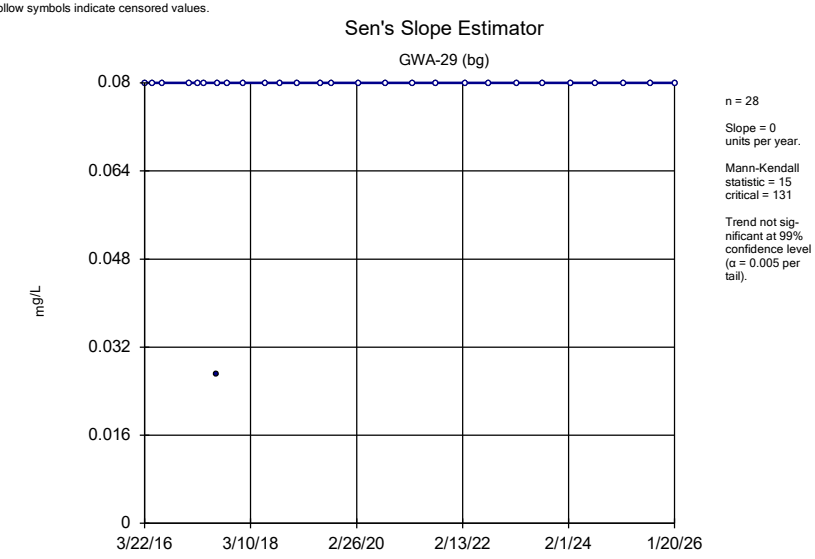


Constituent: Boron Analysis Run 3/23/2026 3:31 PM View: Appendix III - Trend
Plant Wansley Client: Southern Company Data: Wansley Landfill

Sanitas™ v.10.1.06 Software licensed to Groundwater Stats Consulting. UG
Hollow symbols indicate censored values.

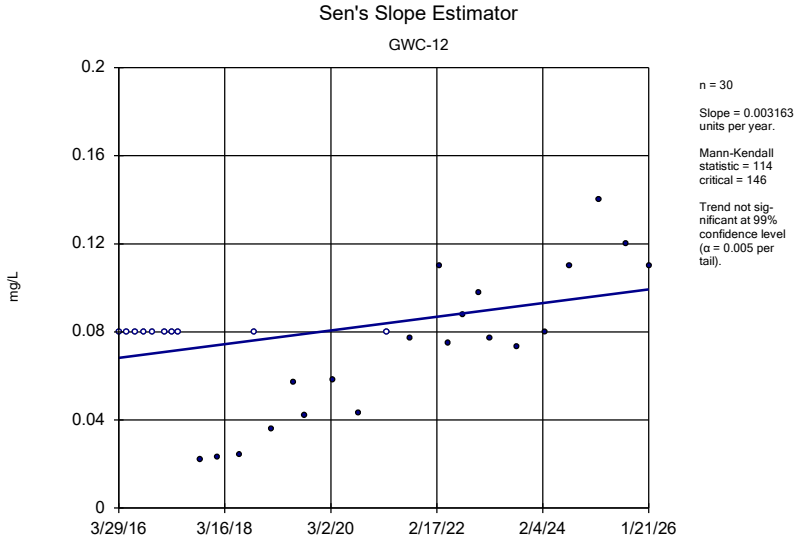


Constituent: Boron Analysis Run 3/23/2026 3:31 PM View: Appendix III - Trend
Plant Wansley Client: Southern Company Data: Wansley Landfill

Sanitas™ v.10.1.06 Software licensed to Groundwater Stats Consulting. UG

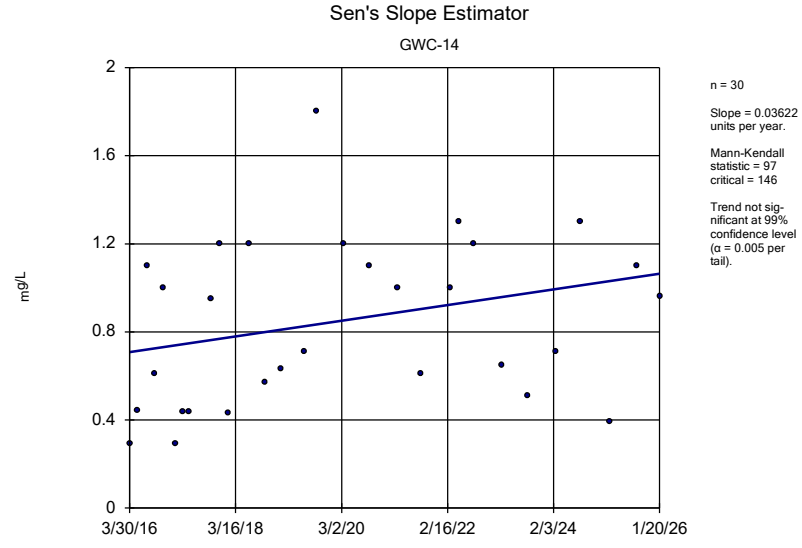


Constituent: Boron Analysis Run 3/23/2026 3:31 PM View: Appendix III - Trend
Plant Wansley Client: Southern Company Data: Wansley Landfill

Sanitas™ v.10.1.06 Software licensed to Groundwater Stats Consulting. UG
Hollow symbols indicate censored values.

## Sen's Slope Estimator

GWC-35

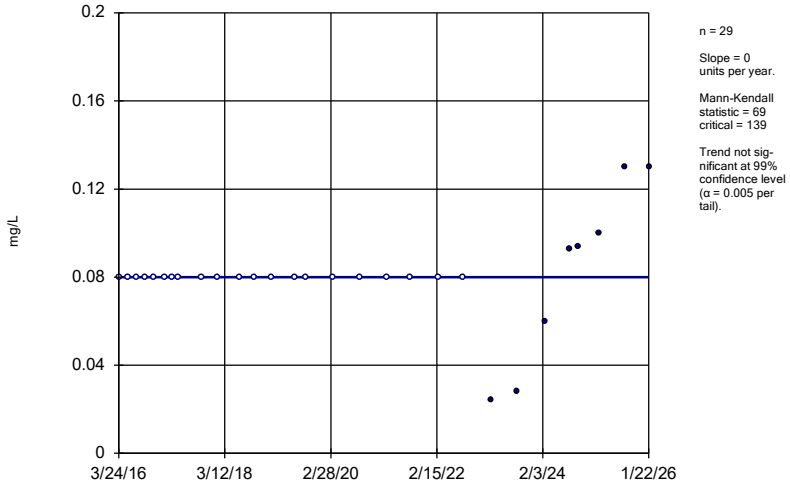


n = 29

Slope = 0
units per year.

Mann-Kendall
statistic = 69
critical = 139

Trend not sig-
nificant at 99%
confidence level
(α = 0.005 per
tail).

Constituent: Boron  Analysis Run 3/23/2026 3:32 PM  View: Appendix III - Trend
Plant Wansley  Client: Southern Company  Data: Wansley Landfill

Sanitas™ v.10.1.06 Software licensed to Groundwater Stats Consulting. UG

## Sen's Slope Estimator

GWA-1 (bg)

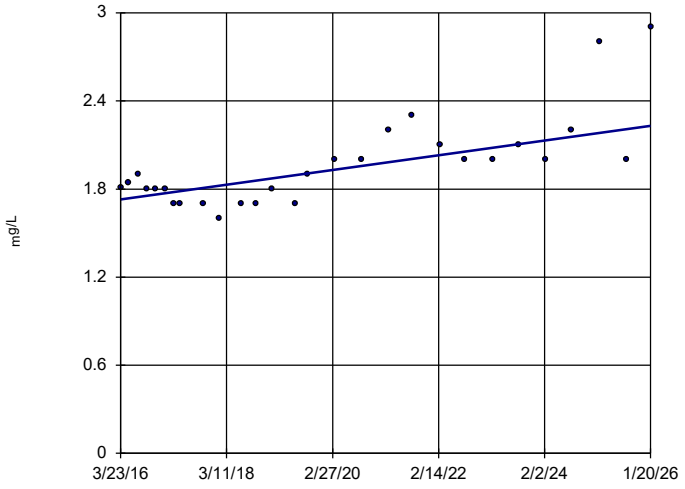


n = 28

Slope = 0.05092
units per year.

Mann-Kendall
statistic = 181
critical = 131

Increasing trend
significant at 99%
confidence level
(α = 0.005 per
tail).

Constituent: Chloride  Analysis Run 3/23/2026 3:32 PM  View: Appendix III - Trend
Plant Wansley  Client: Southern Company  Data: Wansley Landfill

Sanitas™ v.10.1.06 Software licensed to Groundwater Stats Consulting. UG

## Sen's Slope Estimator

GWA-2 (bg)

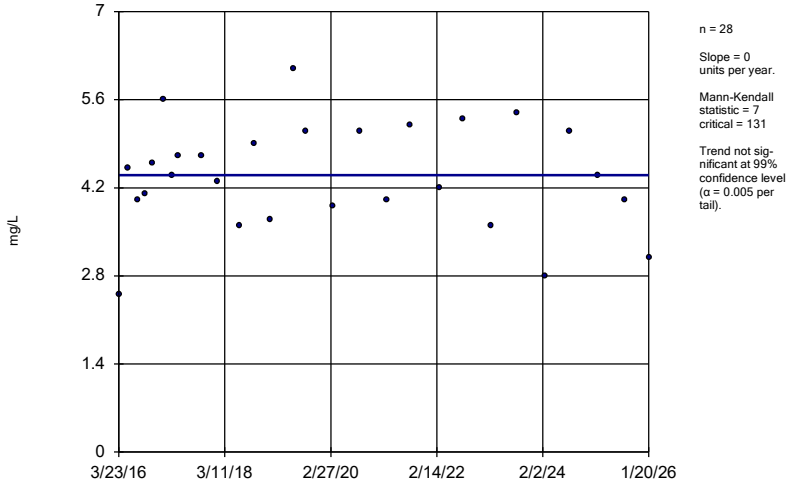


n = 28

Slope = 0
units per year.

Mann-Kendall
statistic = 7
critical = 131

Trend not sig-
nificant at 99%
confidence level
(α = 0.005 per
tail).

Constituent: Chloride  Analysis Run 3/23/2026 3:32 PM  View: Appendix III - Trend
Plant Wansley  Client: Southern Company  Data: Wansley Landfill

Sanitas™ v.10.1.06 Software licensed to Groundwater Stats Consulting. UG
Hollow symbols indicate censored values.

## Sen's Slope Estimator

GWA-3 (bg)

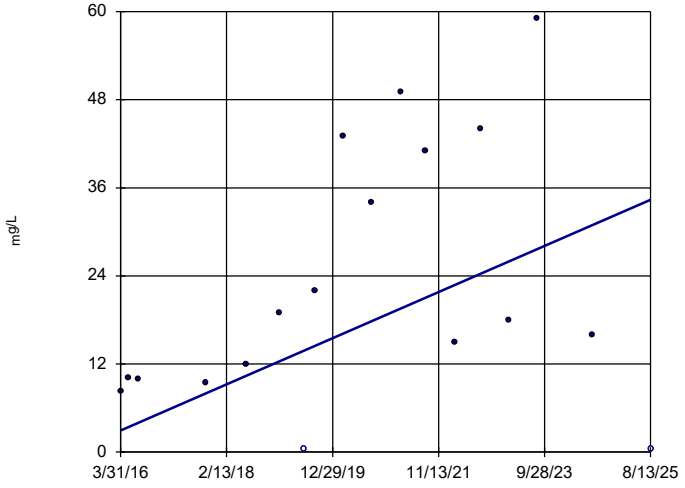


n = 18

Slope = 3.356
units per year.

Mann-Kendall
statistic = 50
critical = 68

Trend not sig-
nificant at 99%
confidence level
(α = 0.005 per
tail).

Constituent: Chloride  Analysis Run 3/23/2026 3:32 PM  View: Appendix III - Trend
Plant Wansley  Client: Southern Company  Data: Wansley Landfill

Sanitas™ v.10.1.06 Software licensed to Groundwater Stats Consulting. UG

## Sen's Slope Estimator

GWA-4 (bg)

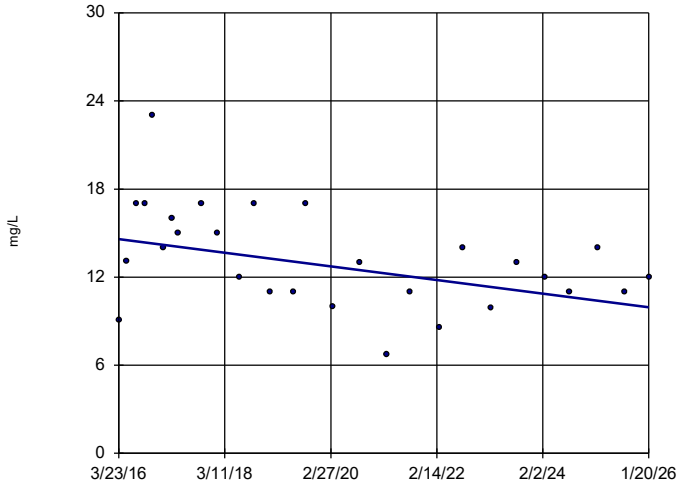


n = 28

Slope = -0.4722 units per year.

Mann-Kendall statistic = -114 critical = -131

Trend not significant at 99% confidence level (α = 0.005 per tail).

Constituent: Chloride Analysis Run 3/23/2026 3:32 PM View: Appendix III - Trend

Plant Wansley Client: Southern Company Data: Wansley Landfill

Sanitas™ v.10.1.06 Software licensed to Groundwater Stats Consulting. UG

## Sen's Slope Estimator

GWA-28 (bg)

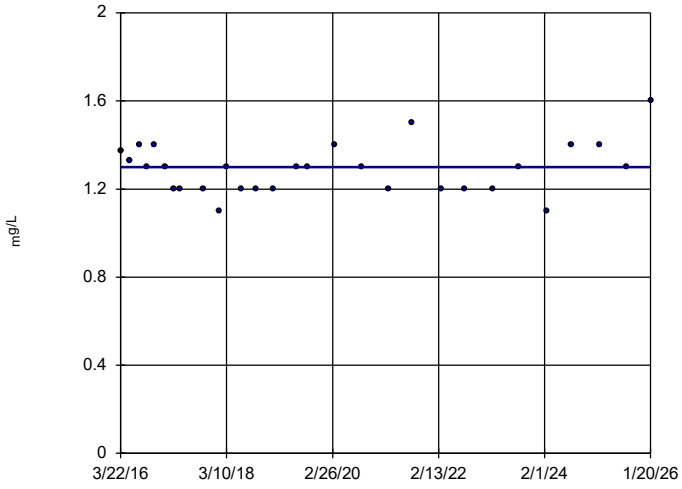


n = 29

Slope = 0 units per year.

Mann-Kendall statistic = 4 critical = 139

Trend not significant at 99% confidence level (α = 0.005 per tail).

Constituent: Chloride Analysis Run 3/23/2026 3:32 PM View: Appendix III - Trend

Plant Wansley Client: Southern Company Data: Wansley Landfill

Sanitas™ v.10.1.06 Software licensed to Groundwater Stats Consulting. UG

## Sen's Slope Estimator

GWA-29 (bg)

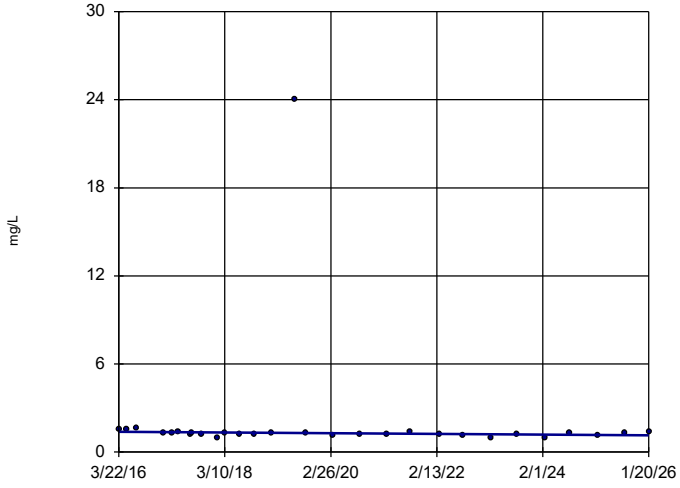


n = 29

Slope = -0.02446 units per year.

Mann-Kendall statistic = -117 critical = -139

Trend not significant at 99% confidence level (α = 0.005 per tail).

Constituent: Chloride Analysis Run 3/23/2026 3:32 PM View: Appendix III - Trend

Plant Wansley Client: Southern Company Data: Wansley Landfill

Sanitas™ v.10.1.06 Software licensed to Groundwater Stats Consulting. UG

## Sen's Slope Estimator

GWC-14

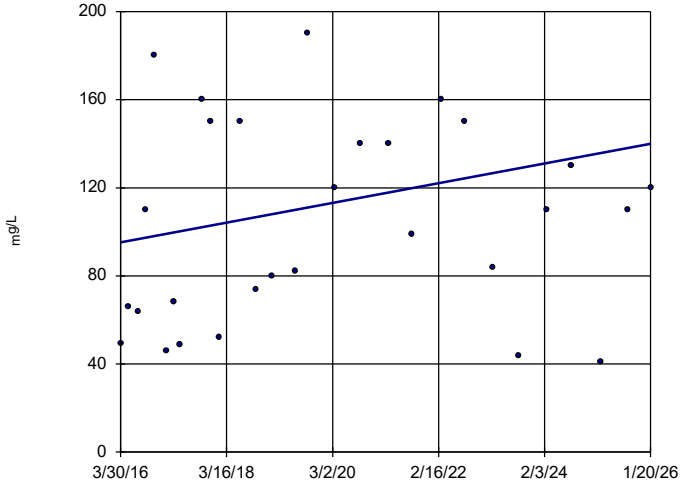


n = 29

Slope = 4.57 units per year.

Mann-Kendall statistic = 53 critical = 139

Trend not significant at 99% confidence level (α = 0.005 per tail).

Constituent: Chloride Analysis Run 3/23/2026 3:32 PM View: Appendix III - Trend

Plant Wansley Client: Southern Company Data: Wansley Landfill

Sanitas™ v.10.1.06 Software licensed to Groundwater Stats Consulting. UG
Hollow symbols indicate censored values.

## Sen's Slope Estimator

GWA-1 (bg)

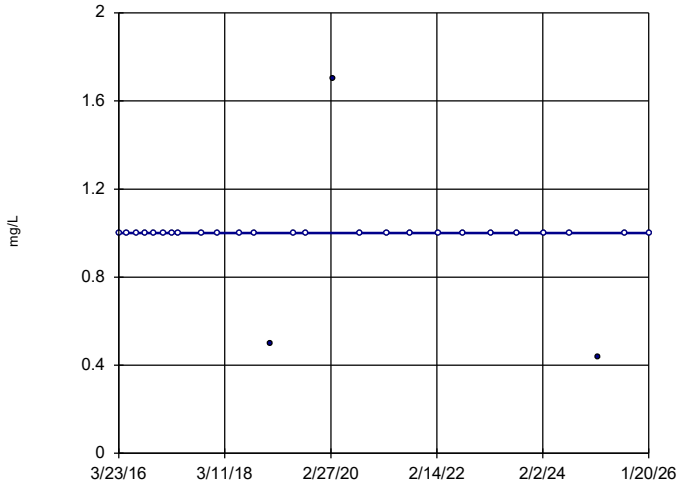


n = 28

Slope = 0
units per year.

Mann-Kendall
statistic = -18
critical = -131

Trend not sig-
nificant at 99%
confidence level
(α = 0.005 per
tail).

Constituent: Sulfate Analysis Run 3/23/2026 3:32 PM View: Appendix III - Trend
Plant Wansley Client: Southern Company Data: Wansley Landfill

Sanitas™ v.10.1.06 Software licensed to Groundwater Stats Consulting. UG

## Sen's Slope Estimator

GWA-2 (bg)

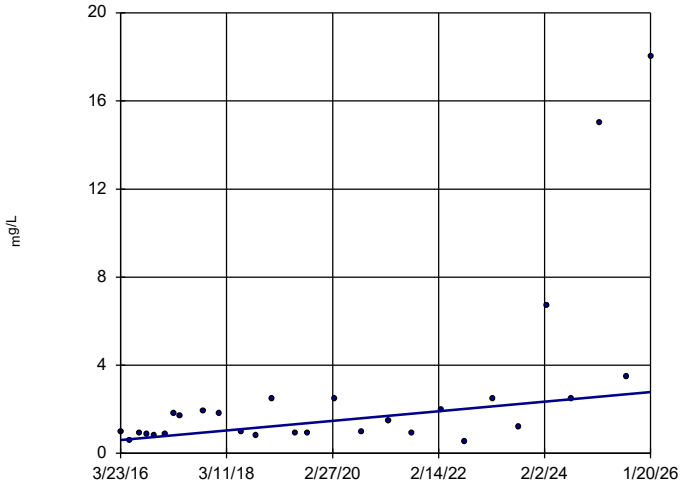


n = 28

Slope = 0.2212
units per year.

Mann-Kendall
statistic = 165
critical = 131

Increasing trend
significant at 99%
confidence level
(α = 0.005 per
tail).

Constituent: Sulfate Analysis Run 3/23/2026 3:32 PM View: Appendix III - Trend
Plant Wansley Client: Southern Company Data: Wansley Landfill

Sanitas™ v.10.1.06 Software licensed to Groundwater Stats Consulting. UG
Hollow symbols indicate censored values.

## Sen's Slope Estimator

GWA-3 (bg)

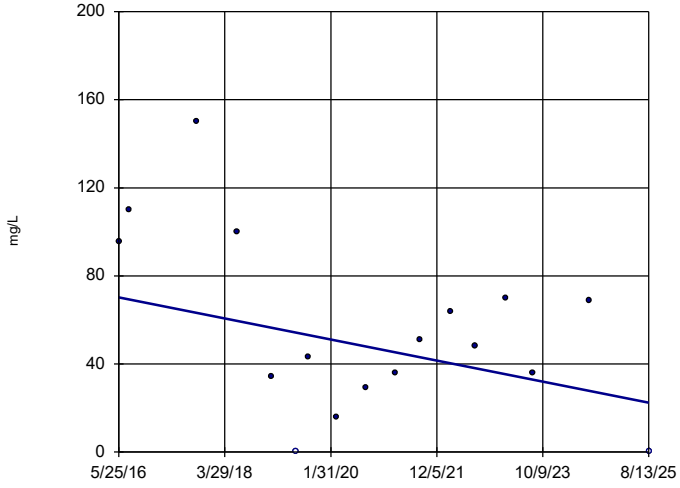


n = 17

Slope = -5.191
units per year.

Mann-Kendall
statistic = -24
critical = -63

Trend not sig-
nificant at 99%
confidence level
(α = 0.005 per
tail).

Constituent: Sulfate Analysis Run 3/23/2026 3:32 PM View: Appendix III - Trend
Plant Wansley Client: Southern Company Data: Wansley Landfill

Sanitas™ v.10.1.06 Software licensed to Groundwater Stats Consulting. UG

## Sen's Slope Estimator

GWA-4 (bg)

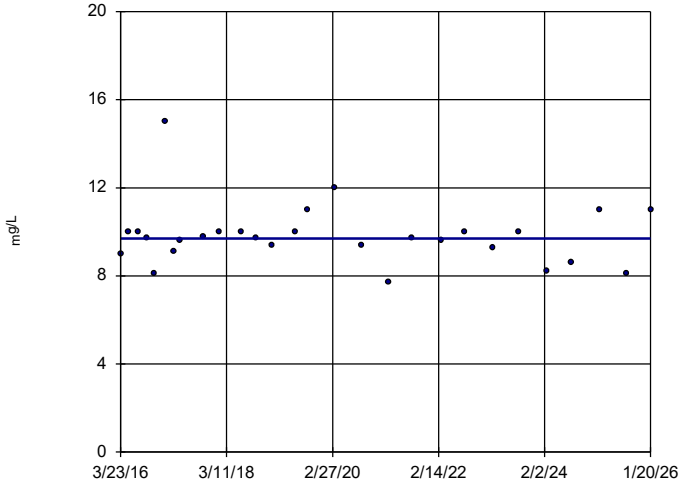


n = 28

Slope = 0
units per year.

Mann-Kendall
statistic = -12
critical = -131

Trend not sig-
nificant at 99%
confidence level
(α = 0.005 per
tail).

Constituent: Sulfate Analysis Run 3/23/2026 3:32 PM View: Appendix III - Trend
Plant Wansley Client: Southern Company Data: Wansley Landfill

Sanitas™ v.10.1.06 Software licensed to Groundwater Stats Consulting. UG
Hollow symbols indicate censored values.

## Sen's Slope Estimator

GWA-28 (bg)

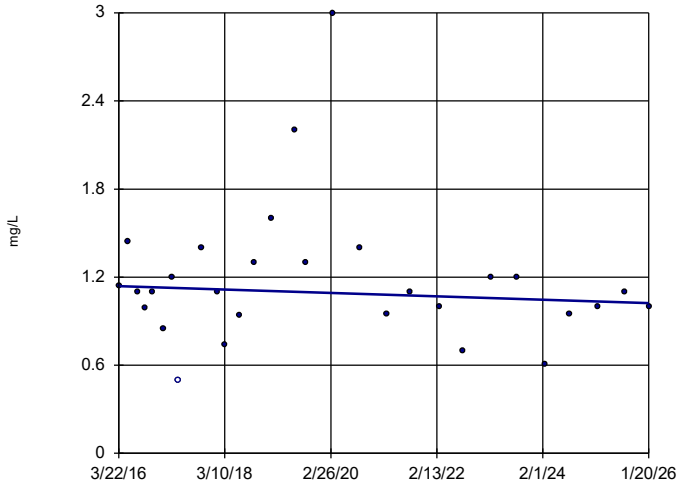


n = 29

Slope = -0.01179 units per year.

Mann-Kendall statistic = -37 critical = -139

Trend not significant at 99% confidence level (α = 0.005 per tail).

Constituent: Sulfate Analysis Run 3/23/2026 3:32 PM View: Appendix III - Trend
Plant Wansley Client: Southern Company Data: Wansley Landfill

Sanitas™ v.10.1.06 Software licensed to Groundwater Stats Consulting. UG

## Sen's Slope Estimator

GWA-29 (bg)

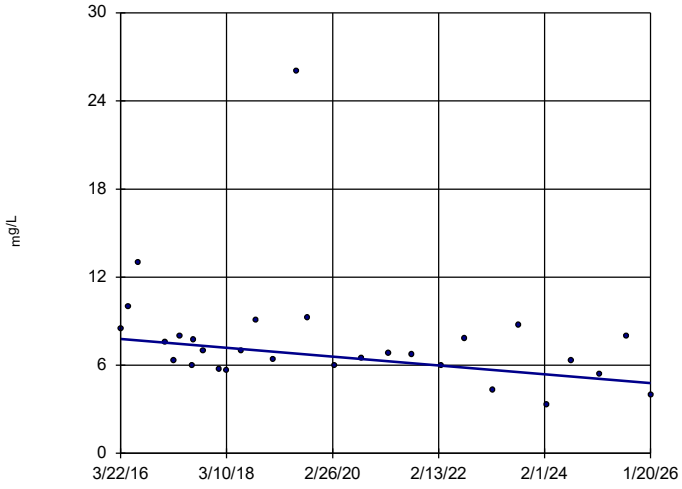


n = 29

Slope = -0.307 units per year.

Mann-Kendall statistic = -122 critical = -139

Trend not significant at 99% confidence level (α = 0.005 per tail).

Constituent: Sulfate Analysis Run 3/23/2026 3:32 PM View: Appendix III - Trend
Plant Wansley Client: Southern Company Data: Wansley Landfill

Sanitas™ v.10.1.06 Software licensed to Groundwater Stats Consulting. UG

## Sen's Slope Estimator

GWC-8

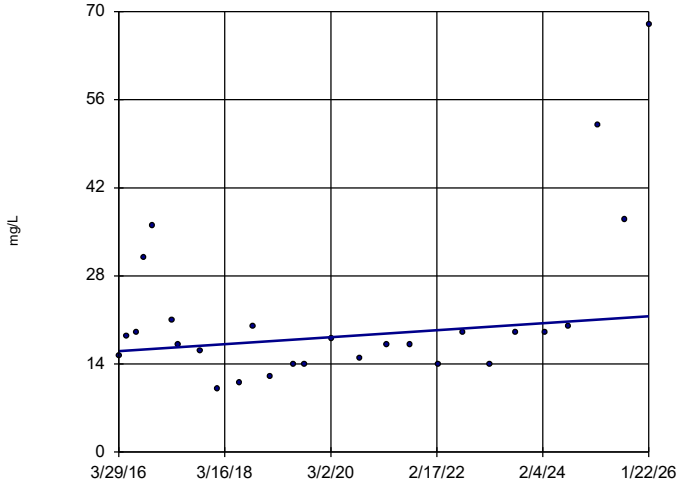


n = 27

Slope = 0.5639 units per year.

Mann-Kendall statistic = 71 critical = 124

Trend not significant at 99% confidence level (α = 0.005 per tail).

Constituent: Sulfate Analysis Run 3/23/2026 3:32 PM View: Appendix III - Trend
Plant Wansley Client: Southern Company Data: Wansley Landfill

Sanitas™ v.10.1.06 Software licensed to Groundwater Stats Consulting. UG

## Sen's Slope Estimator

GWC-35

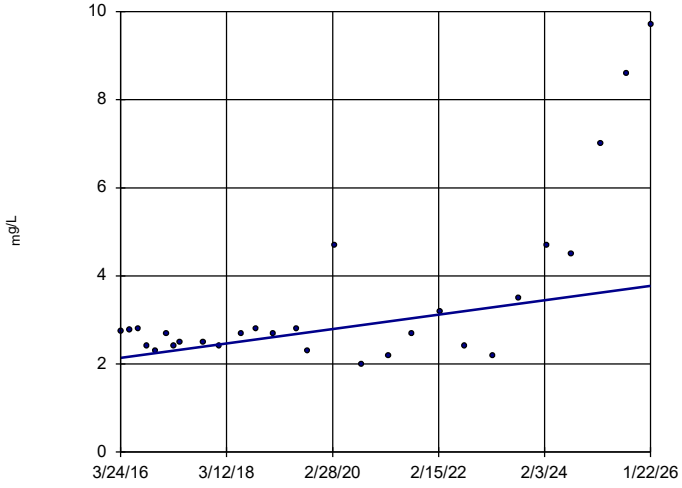


n = 28

Slope = 0.1662 units per year.

Mann-Kendall statistic = 115 critical = 131

Trend not significant at 99% confidence level (α = 0.005 per tail).

Constituent: Sulfate Analysis Run 3/23/2026 3:32 PM View: Appendix III - Trend
Plant Wansley Client: Southern Company Data: Wansley Landfill

Sanitas™ v.10.1.06 Software licensed to Groundwater Stats Consulting. UG
Hollow symbols indicate censored values.

## Sen's Slope Estimator

GWA-1 (bg)

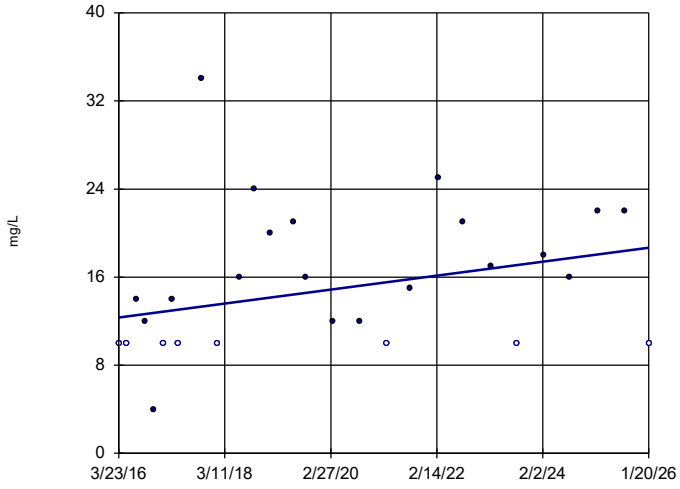


n = 28

Slope = 0.645 units per year.

Mann-Kendall statistic = 99 critical = 131

Trend not significant at 99% confidence level (α = 0.005 per tail).

Constituent: TDS Analysis Run 3/23/2026 3:32 PM View: Appendix III - Trend
Plant Wansley Client: Southern Company Data: Wansley Landfill

Sanitas™ v.10.1.06 Software licensed to Groundwater Stats Consulting. UG
Hollow symbols indicate censored values.

## Sen's Slope Estimator

GWA-2 (bg)

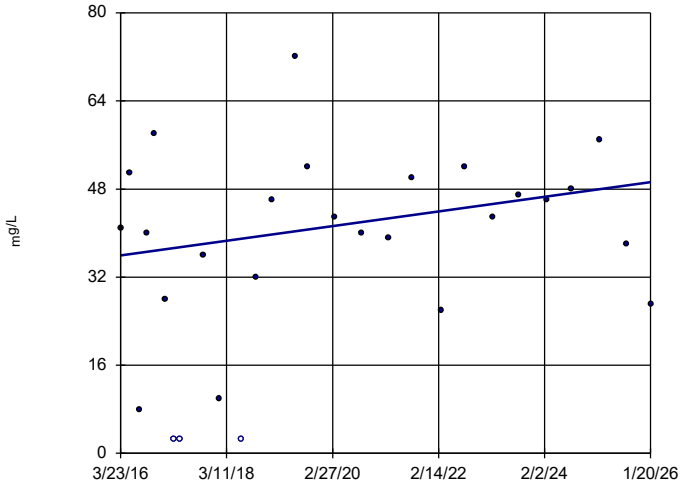


n = 28

Slope = 1.354 units per year.

Mann-Kendall statistic = 63 critical = 131

Trend not significant at 99% confidence level (α = 0.005 per tail).

Constituent: TDS Analysis Run 3/23/2026 3:32 PM View: Appendix III - Trend
Plant Wansley Client: Southern Company Data: Wansley Landfill

Sanitas™ v.10.1.06 Software licensed to Groundwater Stats Consulting. UG

## Sen's Slope Estimator

GWA-3 (bg)

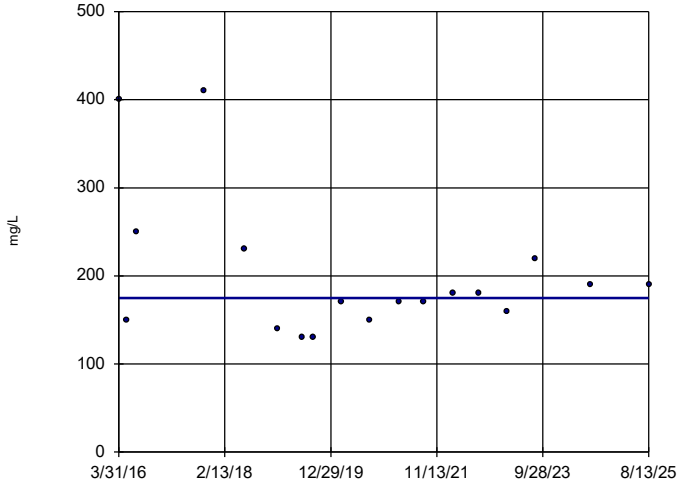


n = 18

Slope = 0 units per year.

Mann-Kendall statistic = 6 critical = 68

Trend not significant at 99% confidence level (α = 0.005 per tail).

Constituent: TDS Analysis Run 3/23/2026 3:32 PM View: Appendix III - Trend
Plant Wansley Client: Southern Company Data: Wansley Landfill

Sanitas™ v.10.1.06 Software licensed to Groundwater Stats Consulting. UG

## Sen's Slope Estimator

GWA-4 (bg)

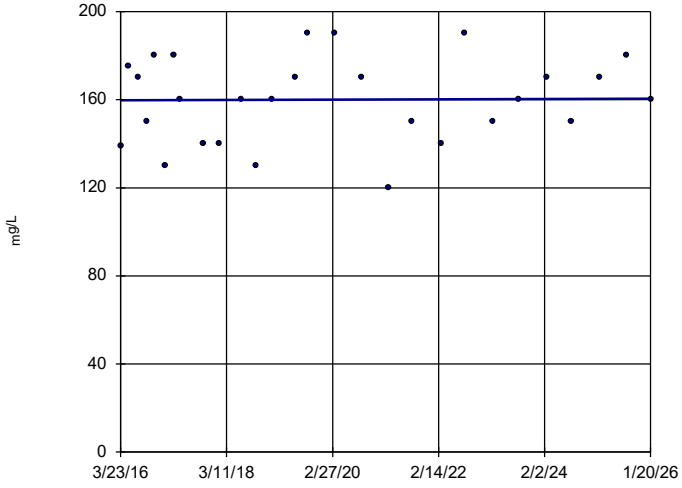


n = 28

Slope = 0.08414 units per year.

Mann-Kendall statistic = 36 critical = 131

Trend not significant at 99% confidence level (α = 0.005 per tail).

Constituent: TDS Analysis Run 3/23/2026 3:32 PM View: Appendix III - Trend
Plant Wansley Client: Southern Company Data: Wansley Landfill

Sanitas™ v.10.1.06 Software licensed to Groundwater Stats Consulting. UG

## Sen's Slope Estimator

GWA-28 (bg)

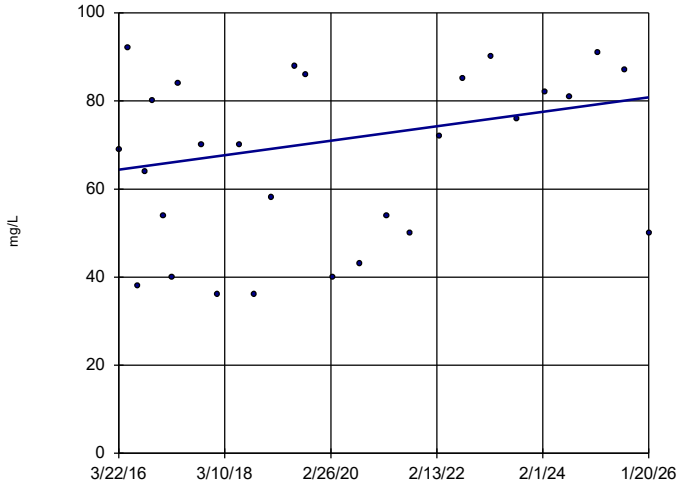


n = 28

Slope = 1.674 units per year.

Mann-Kendall statistic = 77 critical = 131

Trend not significant at 99% confidence level (α = 0.005 per tail).

Constituent: TDS Analysis Run 3/23/2026 3:32 PM View: Appendix III - Trend

Plant Wansley Client: Southern Company Data: Wansley Landfill

Sanitas™ v.10.1.06 Software licensed to Groundwater Stats Consulting. UG

## Sen's Slope Estimator

GWA-29 (bg)

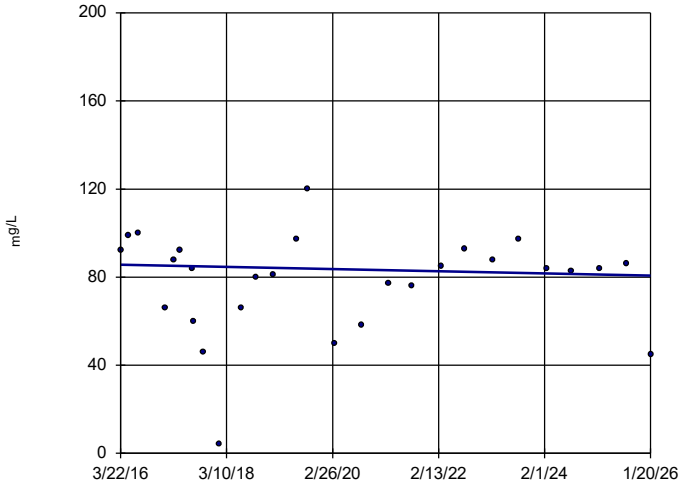


n = 28

Slope = -0.5082 units per year.

Mann-Kendall statistic = -21 critical = -131

Trend not significant at 99% confidence level (α = 0.005 per tail).

Constituent: TDS Analysis Run 3/23/2026 3:32 PM View: Appendix III - Trend

Plant Wansley Client: Southern Company Data: Wansley Landfill

Sanitas™ v.10.1.06 Software licensed to Groundwater Stats Consulting. UG

Hollow symbols indicate censored values.

## Sen's Slope Estimator

GWC-24

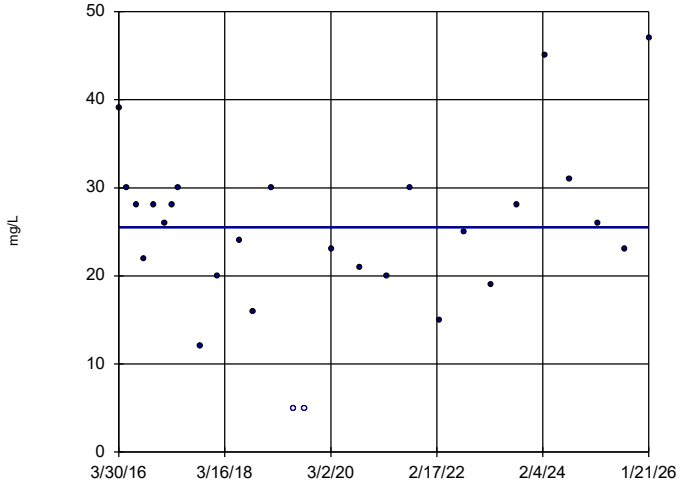


n = 28

Slope = 0 units per year.

Mann-Kendall statistic = -2 critical = -131

Trend not significant at 99% confidence level (α = 0.005 per tail).

Constituent: TDS Analysis Run 3/23/2026 3:32 PM View: Appendix III - Trend

Plant Wansley Client: Southern Company Data: Wansley Landfill

ATLANTIC COAST CONSULTING, INC.

Roswell, GA
11545 Wills Road
Suite 100
Alpharetta, GA 30009
Phone: 770.594.5998

Savannah, GA
7414 Hodgson Memorial
Drive, Suite 2B
Savannah, GA 31406
Phone: 912.236.3471

Knoxville, TN
8848 Cedar Springs
Lane, Suite 202
Knoxville, TN 37923
Phone: 865.531.9143